



**HIGH PERFORMANCE, MUSCLE CAR,
DRAG RACING, STREET ROD**



2020
MASTER **CATALOG**



AFCO Over 30 Years of Performance



WHO WE ARE AFCO is an engineering based manufacturing company staffed by experienced professionals who are passionate about the racing industry. AFCO started with a simple need for a better suspension component. Now, after 30 years, we have grown into a full service manufacturing and distribution company that builds industry leading suspension, cooling and brake components. Our products are distributed by the finest automotive aftermarket chassis builders, warehouses, and retailers throughout North America, Europe, Australia and New Zealand. Three decades of working closely with racers and tuners has yielded a team focused on delivering superior performance, quality, and value in every product we make.



PREMIER DESIGN & ENGINEERING

Our great products start with the best design and engineering people. Our engineering team is one of the most experienced in the industry. AFCO products are known for reliability, performance, value and innovation. Before we ever release the first iteration of a new product, we use a combination of: vehicle data collection tools, extensive CAD modeling, finite element analysis testing, laboratory testing and extensive field trials to make sure you are getting the best product for your money. We spend countless hours on the road testing and refining our products at the tracks with our customers so you can be sure our products will work as advertised every time!

MANUFACTURING EXCELLENCE

Our experienced, dedicated manufacturing personnel use automated production machines such as CNC benders, CNC lathes and mills, and laser cutting equipment to give us the ability to produce the highest quality, most consistent products in our industry.

The AFCO advantage is available in thousands of products for a wide range of applications.



UNRIVALED CUSTOMER SERVICE & TRAINING

We understand the needs of our customers and we respond with outstanding technical support and customer service. Shock schools, chassis seminars, product training, fast and friendly service are all part of what you get when you purchase AFCO products.



WINNING PRODUCTS

The common thread that ties all AFCO products together is performance. AFCO products are built to perform because we love it when our customers win! Our unrelenting passion to be the best is the reason professional racers have relied on AFCO products for over 30 years!



CUSTOMIZATION YOU CAN COUNT ON

We strive to meet our customer's specific needs. We can often build to your custom specifications. We look forward to fulfilling your custom orders.

DRAG, MUSCLE, STREET ROD & HIGH PERFORMANCE INDEX

SHOCKS

8-37

DRAG RACING SHOCKS & STRUTS

DRAG STRUTS	8-15
DOMINATOR 4-WAY SHOCKS	16-17
BIG GUN SHOCKS (GAS/TWIN TUBE)	18-21
ELIMINATOR TWIN TUBE SHOCKS	22-25, 28
REACTOR MONOTUBE SHOCKS	26-27
COIL-OVER CONVERSION CHART	28
STREET FIGHTER SHOCKS	29

MUSCLE CAR SHOCKS

BILLET ALUMINUM SHOCKS	30-33
------------------------	-------

SHOCK REBUILD PARTS AND TOOLS

SHOCK ACCESSORIES	34-37
-------------------	-------

SUSPENSION

38-47

COIL-OVER SPRINGS	38-40
CHROME TAPERED SPRINGS	40
LOW FRICTION BALL JOINTS	42
EXTENDED LENGTH LOW FRICTION BALL JOINTS	42
STANDARD BALL JOINTS	42
BALL JOINT SLEEVES	43
BUSHINGS	44-45
LEAF SPRINGS	46
LEAF SPRING ACCESSORIES	47

STEERING

48-49

ROD ENDS	48
PINTO SPINDLES	49
U-JOINTS AND COUPLERS	49

BRAKES

50-53

MASTER CYLINDERS

INTEGRAL RESERVOIR MASTER CYLINDER	50
INTEGRAL PARTS & REBUILD KITS	50

BRAKE ACCESSORIES

PEDALS	51
HIGH PERFORMANCE BRAKE FLUID	52
BRAKE SYSTEM FITTINGS	53

COOLING

54-106

RADIATORS

DRAGSTER/ROADSTER RADIATORS	56
DRAG RACING POWER-ADDER RADIATORS	56
SCIROCCO-STYLE DRAG RACING RADIATORS	57
PERFORMANCE-FIT RADIATORS	58
LIGHTWEIGHT SINGLE ROW CORE RADIATORS	59-61
UNIVERSAL SINGLE PASS RADIATORS	62
UNIVERSAL DOUBLE PASS RADIATORS	63
'79-'04 MUSTANG RADIATORS	64-65
HIGH PERFORMANCE RADIATORS	66-67
MUSCLE CAR RADIATORS	74-92
CUSTOM RADIATORS	93
STREET ROD RADIATORS	94-101

HEAT EXCHANGERS

CUSTOM HEAT EXCHANGERS	69
FORD HEAT EXCHANGERS	70-71
CHEVY HEAT EXCHANGERS	72-73


COOLING ACCESSORIES

FAN SHROUDS	59
COOLANT TANKS	104
TRANSMISSION/ENGINE OIL COOLERS	102
HOSES	104
RADIATOR CAPS	104
COOLING FANS & COMPONENTS	103, 105
RADIATOR FITTINGS	106
COOLANT	106

INDUSTRY LEADING SUPPORT

ENGINEERING EXCELLENCE

AFCO Performance Group is dedicated to engineering high quality racing components that allows our dealers to develop championship winning suspension packages.



FASTSHOCKS

"FastShocks has worked closely with AFCO since we first opened our doors. The quality of AFCO components gives us a perfect platform to custom build shocks that have helped our customers refine their suspensions from coast to coast. When customers like Jimmy Hidalgo Jr, Justin Lamb, Peter Biondo, and Gary Stinnett look for suspension control for their exact application - we choose AFCO." - Randy Mans



MENSCER MOTORSPORTS

“Menscer Motorsports appreciates the engineering and product support from AFCO that allows us to design and develop the most innovative suspension packages in the industry today. The on-track success of our customers fuels our passion for winning. With AFCO as a partner, we will continue our drive to win.” - Mark Menscer



DEWAYNE MILLS



JAMIE HANCOCK



JOEL GREATHOUSE



KENNY HUBBARD



ZIFF HUDSON



LYLE BARNETT



SHAWN AYERS



MARCUS BIRT



WADE WAGSTAFF



FEATURED PRODUCTS

TERMINATOR SERIES SPINDLE MOUNT STRUTS

AFCO is proud to bring to market the most advanced and most adjustable spindle mount strut available today. You will not find a more user-friendly adjustable strut at any cost. Each adjustment is metered with a detent for precise adjustments. These struts are available in 3 lengths to fit virtually every ride height. Double adjustable struts allow for nearly infinite chassis tuning combinations, but more importantly, the broad range of adjustment offered will allow tuners to find the sweet spot quickly and efficiently. For more details on AFCO's Terminator Series spindle mount struts, **please see pages 8-9.**

DOUBLE ADJUSTABLE!

Widest range of adjustment on the market! Fully independent compression and rebound adjustments to dial your chassis in "click" by "click".



COMPRESSION ADJUSTMENT.



REBOUND ADJUSTMENT.



TERMINATOR SS SERIES SPINDLE MOUNT STRUTS

Are you ready to make a move to lighten your front suspension with Spindle Mount Struts? Already made that move but looking for improved performance? Now is the time to switch to the unmatched control of AFCO Terminator SS Series Struts. These struts are available in 4" and 6" stroke to fit virtually every ride height. The struts allow adjust for almost infinite chassis tuning combinations, but more importantly, this broad range of adjustment will allow tuners to find the sweet spot quickly and efficiently. For more details on AFCO's Terminator SS Series Spindle Mount Struts, **please see pages 10-11.**

DOUBLE ADJUSTABLE!

Widest range of adjustment on the market! Fully independent compression and rebound adjustments to dial your chassis in "click" by "click".



COMPRESSION ADJUSTMENT.



REBOUND ADJUSTMENT.



DOMINATOR SERIES 4-WAY ADJUSTABLE SHOCKS

The engineers at AFCO designed the 4-way shock program with performance and function in mind. This shock series features the same traction enhancing technology found in all AFCO Shocks, but is fully high and low speed adjustable on both compression and rebound damping. Unlike other adjustable shocks, hysteresis is minimized and remains low regardless of the adjustment position or range. This allows for a wide adjustment range without sacrificing performance. This series is ideal for everyone from the over-achieving sportsman to the professional racer. For more details on AFCO's Dominator Series 4-way Shocks, **please see pages 16-17.**




STREET FIGHTER SERIES SHOCKS



AFCO's latest monotube technology is now available in a single adjustable stock mount design for many street and strip applications. This stock mount shock is designed to fit in the OEM locations and offers great control, consistency and tunability. A wide range of rebound adjustability lets you tune your chassis from controlling the initial hit at the rear tires, to controlling front weight transfer to keep those tires hooked. Now is the right time to invest in higher shock technology. For more details on AFCO's Street Fighter Series Shocks, **please see page 29.**

2016 GEN 6 ZL1 CAMARO HEAT EXCHANGERS

AFCO's new direct fit Camaro heat exchanger installs in approximately 3-5 hours. No drilling or fabrication required. All aluminum TIG-welded construction with all hardware and detailed installation instructions included. Available with an optional black "Thermal Coating" finish for improved cooling. Includes a single row 1.50" core with a double pass design. For more information, **please see page 72.**



TERMINATOR

**Best Pro and Sportsman
strut on the market!**

SPINDLE MOUNT ADJUSTABLE STRUTS

NEW!

AFCO is proud to bring to market the most advanced and most adjustable spindle mount strut available today. Sporting a large 46mm monotube piston, the range of adjustment is un-matched to enhance tuning and performance. You will not find a more user friendly adjustable strut at any cost. Each adjustment is metered with a detent for precise adjustments. These struts are available in 3 lengths to fit virtually every ride height. A perfect choice for "No Prep" style of racing, the "extra travel" models promote additional weight transfer to hook on low traction surfaces. For more conventional applications, the new AFCO Terminator Series Struts are offered in common lengths to retro fit to existing chassis in the field or new builds that need to fit an existing jig.

Double adjustable struts allow for nearly infinite chassis tuning combinations, but more importantly, the broad range of adjustment offered will allow tuners to find the sweet spot quickly and efficiently.

- 3 lengths are available to fit most tube chassis applications.
- 100% Dyno tested for accuracy and quality.
- Double Adjustable 46mm monotube design provides broad range of adjustment.
- Fully independent compression and rebound adjustments for ultimate tuning and performance.
- AFCO Exclusive aluminum steering arm gives better tire clearance. "Competitor style" steel steering arm allows you to upgrade to an AFCO strut without having to shorten tie rod assembly.
- Pro style coil-over spring adjuster nut has positive clicks with each turn, locks in place with an allen wrench and has pronounced finger grips to aid setting ride height. Spanner wrench may also be used to set ride height.
- 2 or 4 piston caliper brackets available.
- '67-'69 Camaro pin design for common wheel/brake kit fitment.
- Best front end control on the market!

**COIL-OVER KIT
INCLUDED**



DOUBLE ADJUSTABLE!

Widest range of adjustment on the market! Fully independent compression and rebound adjustments to dial your chassis in "click" by "click".



COMPRESSION ADJUSTMENT.



REBOUND ADJUSTMENT.

TERMINATOR CHASSIS STRUT

(SOLD AS A PAIR)

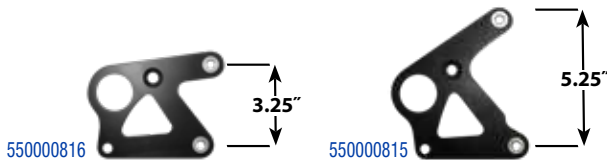
DESCRIPTION	DIMENSIONS	PART #
2.5" STROKE ALUMINUM STEERING ARM*	8.2" COMP. X 11.63" EXT.	30625A
2.5" STROKE STEEL STEERING ARM**	8.2" COMP. X 11.63" EXT.	30625S
3.5" STROKE ALUMINUM STEERING ARM*	9.2" COMP. X 13.63" EXT.	30635A
3.5" STROKE STEEL STEERING ARM**	9.2" COMP. X 13.63" EXT.	30635S
4.5" STROKE ALUMINUM STEERING ARM*	10.2" COMP. X 15.63" EXT.	30645A
4.5" STROKE STEEL STEERING ARM**	10.2" COMP. X 15.63" EXT.	30645S

NOTE: *ALUMINUM STEERING ARMS ARE DESIGNED FOR NEW CHASSIS BUILDS.
**STEEL ARMS ARE DESIGNATED FOR EXISTING RACE CARS.

BRAKE BRACKET KIT

(HUB STYLE ONLY)

Brackets are designed for standard hub-type setup. These brackets will not work with brake kits designed for spindle-mount wheels.



DESCRIPTION	PART #
2 PISTON CALIPER (3.25")	550000816
4 PISTON CALIPER (5.25")	550000815

*BRACKET KITS COME WITH 2 BRACKETS AND MOUNTING HARDWARE.

BEARING KIT



DESCRIPTION	PART #
TIMKEN COMPLETE BEARING KIT ('67-'69 CAMARO)	550001007

CANISTER MOUNTS

Use to mount strut canisters to chassis.



DESCRIPTION	PART #
1-1/4" CANISTER MOUNT	50330
1-3/8"	50329
1-1/2"	50331
1-3/4"	50332
QUICK PINS (4 PACK)	50334



TERMINATOR SS

Perfect control for Super Stock style racing!

SPINDLE MOUNT ADJUSTABLE STRUTS

NEW!

AFCO is proud to bring to market the most advanced and most adjustable spindle mount strut available today. Sporting a large 35mm twin tube piston, the range of adjustment is un-matched to enhance tuning and performance. You will not find a more user friendly adjustable strut at any cost. Each adjustment is metered with a detent for precise adjustments. These struts are available in 2 lengths to fit virtually every ride height. A perfect choice for "No Prep" style of racing, the "extra travel" models promote additional weight transfer to hook on low traction surfaces. For more conventional applications, the new AFCO Terminator SS Series Struts are offered in common lengths to retrofit to existing chassis in the field or new builds that need to fit an existing jig.

Double adjustable struts allow for nearly infinite chassis tuning combinations, but more importantly, the broad range of adjustment offered will allow tuners to find the sweet spot quickly and efficiently.

- *2 lengths are available to fit most super stock style applications.*
- *100% Dyno tested for accuracy and quality.*
- *Double Adjustable 35mm twin tube design provides broad range of adjustment.*
- *Fully independent compression and rebound adjustments for ultimate tuning and performance.*
- *AFCO Exclusive aluminum steering arm gives better tire clearance. "Competitor style" steel steering arm allows you to upgrade to an AFCO strut without having to shorten tie rod assembly.*
- *Pro style coil-over spring adjuster nut has positive clicks with each turn, locks in place with an allen wrench and has pronounced finger grips to aid setting ride height. Spanner wrench may also be used to set ride height.*
- *2 or 4 piston caliper brackets available.*
- *'67-'69 Camaro pin design for common wheel/brake kit fitment.*
- *Best front end control on the market!*

COIL-OVER KIT INCLUDED



DOUBLE ADJUSTABLE!

Widest range of adjustment on the market! Fully independent compression and rebound adjustments to dial your chassis in "click" by "click".



COMPRESSION ADJUSTMENT.



REBOUND ADJUSTMENT.



TERMINATOR SS CHASSIS STRUT (SOLD AS A PAIR)

DESCRIPTION	DIMENSIONS	PART #
4" STROKE ALUMINUM STEERING ARM, CASTER CAMBER MOUNT* (PAIR)	13.77" COMP. X 18.30" EXT.	30740AC
4" STROKE ALUMINUM STEERING ARM, BUSHING MOUNT* (PAIR)	13.77" COMP. X 18.30" EXT.	30740AB
4" STROKE STEEL STEERING ARM, CASTER CAMBER MOUNT** (PAIR)	13.77" COMP. X 18.30" EXT.	30740SC
4" STROKE STEEL STEERING ARM, BUSHING MOUNT** (PAIR)	13.77" COMP. X 18.30" EXT.	30740SB
6" STROKE ALUMINUM STEERING ARM, CASTER CAMBER MOUNT* (PAIR)	15.77" COMP X 22.30" EXT.	30760AC
6" STROKE ALUMINUM STEERING ARM, BUSHING MOUNT* (PAIR)	15.77" COMP X 22.30" EXT.	30760AB
6" STROKE STEEL STEERING ARM, CASTER CAMBER MOUNT** (PAIR)	15.77" COMP X 22.30" EXT.	30760SC
6" STROKE STEEL STEERING ARM, BUSHING MOUNT** (PAIR)	15.77" COMP X 22.30" EXT.	30760SB

NOTE: *ALUMINUM STEERING ARMS ARE DESIGNED FOR NEW CHASSIS BUILDS.
**STEEL ARMS ARE DESIGNATED FOR EXISTING RACE CARS.

CASTER/CAMBER PLATES

DESCRIPTION	PART#
CASTER/CAMBER PLATES, MUSTANG ('79-'89)	40022
CASTER/CAMBER PLATES, MUSTANG ('90-'93)	40023
CASTER/CAMBER PLATES, MUSTANG ('94-'04)	40024

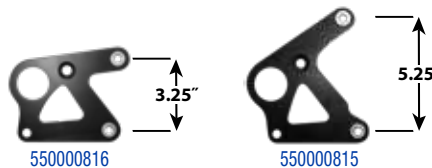


BRAKE BRACKET KIT (HUB STYLE ONLY)

Brackets are designed for standard hub-type setup. These brackets will not work with brake kits designed for spindle-mount wheels.

DESCRIPTION	PART #
2 PISTON CALIPER (3.25")	550000816
4 PISTON CALIPER (5.25")	550000815

*BRACKET KITS COME WITH 2 BRACKETS AND MOUNTING HARDWARE.



BEARING KIT

DESCRIPTION	PART #
TIMKEN COMPLETE BEARING KIT ('67-'69 CAMARO)	550001007



DRAG STRUTS

**Best Wheelie Control
Valving In The Market!**

FORD MUSTANG ADJUSTABLE STRUTS

After the tremendous success of our '79-'04 Mustang Strut, AFCO has expanded this technology for even more offerings. In most applications and classes, controlling weight transfer is key to making successful passes. Racers and chassis builders across the market requested a strut that can be used to control front end travel hydraulically instead of mechanically with a chain or cable. The engineering team at AFCO nailed it.

- Double adjustable design-dial in your chassis, click-by-click.
- Best front-end control on the market.
- Fully independent compression and rebound adjustments.
- 35mm piston diameter; up to 37% larger than the competition for superior fluid control and consistency.
- Indexable compression adjuster for increased clearance options at the base of the strut.
- Rebuildable and revalvable as needed; widest possible range in the industry.
- CAD designed and FEA optimized.
- Cars running at 10.99 E.T. and slower, call for your specific valving.



30030
'79-'04 MUSTANG



30033
'05-'14 MUSTANG



DESCRIPTION	PART #
'79-'04 MUSTANG STRUT*	30030
'05-'14 MUSTANG STRUT*	30033

* AFTERMARKET CASTER/CAMBER PLATES REQUIRED FOR INSTALLATION (SEE PAGE 13). DRAG STRUTS DO NOT HAVE PROVISIONS FOR SWAY BAR MOUNTS.




**LOCKING COIL-OVER
KIT INCLUDED**

“STREET FIGHTER” SERIES - NON-ADJUSTABLE STRUTS

- The “Street Fighter” Series - Great for street or strip.
- Race-inspired valving for maximum weight transfer and bounce control. (BNC) (90-10, Non-Adjustable)
- Can be used as a replacement strut if retaining OEM springs.
- Can be used as a coil-over strut with optional coil-over kit, caster/camber plates, and coil-over springs (sold separately).
- Coil-over design for ride height adjustments and precise chassis adjustment.
- Allows for “Lowered Stance” ride height appearance. (Caster/Camber Plates recommended).



DESCRIPTION	PART#
STRUT, MUSTANG ('79-'04)	30022
COIL-OVER KIT, MUSTANG ('79-'04)	29022



CASTER/CAMBER PLATES



40022 - FITS '79-'89 MUSTANG



40023 - FITS '90-'93 MUSTANG



40024 - FITS '94-'04 MUSTANG

DESCRIPTION	PART#
CASTER/CAMBER PLATES, MUSTANG ('79-'89)	40022
CASTER/CAMBER PLATES, MUSTANG ('90-'93)	40023

DESCRIPTION	PART#
CASTER/CAMBER PLATES, MUSTANG ('94-'04)	40024

TIM KNIERIEM - NMCA/NMRA XS Competitor



DRAG STRUTS

**Best Wheelie Control
Valving In The Market!**

CHEVROLET CAMARO ADJUSTABLE STRUTS

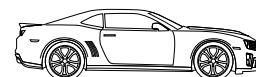
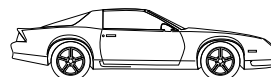
After the tremendous success of our '79-'04 Mustang Strut, AFCO has expanded this technology for even more offerings. In most applications and classes, controlling weight transfer is key to making successful passes. Racers and chassis builders across the market requested a strut that can be used to control front end travel hydraulically instead of mechanically with a chain or cable. The engineering team at AFCO nailed it. The AFCO Big Gun Strut offers tuners the ability to "lock down" the front suspension to create a smooth weight transfer event.

- Double adjustable design-dial in your chassis, click-by-click.
- Best front-end control on the market.
- Fully independent compression and rebound adjustments.
- 35mm piston diameter; up to 37% larger than the competition for superior fluid control and consistency.
- Indexable compression adjuster for increased clearance options at the base of the strut.
- Rebuildable and revalvable as needed; widest possible range in the industry.
- CAD designed and FEA optimized.



30031
'82-'92 CAMARO

30032
'10-'15 CAMARO



DESCRIPTION	PART #
'82-'92 CAMARO STRUT*	30031
'10-'15 CAMARO STRUT*	30032

* AFTERMARKET CASTER/CAMBER PLATES REQUIRED FOR INSTALLATION (SEE PAGE 15). DRAG STRUTS DO NOT HAVE PROVISIONS FOR SWAY BAR MOUNTS.

See page 24 for '93-'02 Camaro models.



**LOCKING COIL-OVER
KIT INCLUDED**

'10 - '15 CAMARO REAR SHOCK

The 32 Series Double Adjustable Monotube Shocks are specifically valved so chassis tuners can better control the "hit" to the tire. Drag radial competitors require a unique valving package to control the rear suspension and properly apply the radial tire to the track. Choose this series of shocks for the ultimate control off the line and superior traction down track.

- Double adjustable - broad range of adjustment.
- Large piston provides superior launch and down track stability.
- Gas pressure eliminates cavitation and allows shock to recover faster.
- To be used with AFCO Rear Shock Mounts (550000857).



SHOCK 3250R
SHOWN WITH
COIL-OVER SPRING
INSTALLED.

DESCRIPTION	PART#
CAMARO REAR SHOCK ('10-'15)	3250R

CASTER/CAMBER PLATES



40026
'10-'15 CAMARO
CASTER/CAMBER
PLATES



550000857
REAR '11-'15 CAMARO
SHOCK MOUNTS
(CONVERTS MOUNTING TO
BEARING/BEARING.)



550000310
REAR '10-'15
CAMARO SHOCK
EYELET BUSHINGS
(Required for Installation)

DESCRIPTION	PART #
CASTER/CAMBER PLATES, CAMARO ('10-'15) (PAIR)	40026
CAMARO REAR SHOCK MOUNT ('10-'15) (PAIR)*	550000857
CAMARO REAR SHOCK BUSHINGS ('10-'15) (PAIR)	550000310
*MUST USE 5" STROKE SHOCK	

BILL TROVATO

"I've been racing a long time and recognize value when I see it. I switched to AFCO and can make adjustments that I can feel in the car. They definitely helped my program!"



DOMINATOR

NEW!

The Best Shock Choice For Maximum Performance!

4-WAY ADJUSTABLE

The engineers at AFCO designed the new 4-way shock program with performance and function in mind. This shock series features the same traction enhancing technology found in all AFCO Shocks, but is fully high and low speed adjustable on both compression and rebound damping. Consistency is improved by the recirculating, single circuit valve design. Unlike other adjustable shocks, hysteresis is minimized and remains low regardless of the adjustment position or range. This allows for a wide adjustment range without sacrificing performance. The shock can be configured to fit most coil-over applications. Its compressed and extended lengths are in line with industry standards and the adjustable eyelet and canister position allows for maximum mounting clearance. This series is ideal for everyone from the over-achieving sportsman to the professional racer.

- Fully independent high and low speed adjustments for both compression and rebound.
- All adjustments affect the pressure drop across the main piston.
- Single-circuit, recirculating design allows for large adjustment range with extremely low hysteresis.
- Solid main piston allows for reduced gas charge pressure without the risk of cavitation.
- Nitrogen bladder design enhances response and reduces "stiction" induced hysteresis and eliminates cavitation.
- Compact - compressed and extended lengths comparable to most standard shock lengths on the market.
- Universal mounting design has 32 different options.
 - 8 position, indexable gas canister.
 - 4 position, indexable body eyelet.
- Custom tuning to meet the racer's needs.
- Controls tire shake and eliminates chassis ratcheting.

COIL-OVER KIT INCLUDED



4-WAY ADJUSTABLE!

Take control of your shock program and give your car the control it needs! AFCO's 4-Way Adjustable Shocks complete your comprehensive suspension program!



HIGH SPEED COMPRESSION ADJUSTMENT.
LOW SPEED COMPRESSION ADJUSTMENT.



HIGH SPEED REBOUND ADJUSTMENT.



LOW SPEED REBOUND ADJUSTMENT.

QUALITY YOU CAN EXPECT FROM AFCO!



4-WAY DOMINATOR SERIES SHOCK

DESCRIPTION	TRAVEL	DIMENSIONS	PART #
4" STROKE 4 WAY SHOCK	4"	10.00" COMP X 14.00" EXT.	18104
5" STROKE 4 WAY SHOCK	5"	11.00" COMP X 16.00" EXT.	18105
6" STROKE 4 WAY SHOCK	6"	12.00" COMP X 18.00" EXT.	18106
7" STROKE 4 WAY SHOCK	7"	13.00" COMP X 20.00" EXT.	18107
8" STROKE 4 WAY SHOCK	8"	14.00" COMP X 22.00" EXT.	18108

TOOLS & SUPPLIES

SPANNER WRENCH

Used for adjusting coil-over nuts.



DESCRIPTION PART #
SPANNER WRENCH 20110

COIL-OVER ADJUSTER NUT BEARING KIT

Sold in pairs.



DESCRIPTION PART #
C/O NUT BEARING KIT 20144

GAS SHOCK INFLATION GAUGE



DESCRIPTION PART #
0-300 PSI GAUGE GAUGE

JB STRASSWEG



BIG GUN "SLICKS"

Best For Slick Tire 1,500+ HP Applications!

DOUBLE ADJUSTABLE

MONOTUBE ALUMINUM CANISTER

PRO STREET, OUTLAW 10.5, TOP SPORTSMAN, BIG DOG, SUPER QUICK, PRO 5.0, SSO, TOP DRAGSTER & OTHERS

- *Big Gun Valving* - Specifically valved for high horsepower applications.
- *Large piston* provides superior launch stability.
- *Gas pressure* eliminates cavitation and allows shock to recover faster.
- *Double Adjustable* - broad range of adjustment, click-by-click.

BROAD RANGE OF ADJUSTMENT!



COMPRESSION ADJUSTMENT.



REBOUND ADJUSTMENT.



Coil-over kit included.

PART# 20135D

BIG GUN REAR SHOCKS

BIG GUN	COMP	EXTENDED	SUGGESTED SPRING HEIGHT	SUGGESTED RIDE HEIGHT	PART #
4" STROKE COIL-OVER	11.20"	15.20"	8"	13.00"-13.50"	3240BG
5" STROKE COIL-OVER	12.20"	17.20"	10"-12"	13.50"-14.50"	3250BG
6" STROKE COIL-OVER	13.20"	19.20"	12"-14"	14.50"-16.50"	3260BG
7" STROKE COIL-OVER	14.20"	21.20"	14"	15.50"-18.50"	3270BG

THE ABOVE SHOCKS COME WITH A 1" WIDE BEARING.



Standard 1/2" ID 1" Wide Bearing
PART# 1007X

ACCESSORIES

See pages 36-37 for Gas Shock Inflation Gauges and Canister Mounts.

JOHN LABBOUS JR.



SPRING SOLD SEPARATELY. SEE PAGE 38-40.

BIG GUN X "RADIALS"

**Best For Radial Tire
1,500+ HP Applications!**

DOUBLE ADJUSTABLE

MONOTUBE ALUMINUM CANISTER

X275, LDR, XTREME STREET, ULTRA STREET & MX235

The Big Gun X Series Double Adjustable Monotube shocks are specifically valved for extremely high horsepower drag radial tire equipped applications. With this valving package, chassis tuners can better control the "hit" to the tire using this series of shocks. Drag radial competitors require a unique valving package to control the rear suspension and properly apply the radial tire to the track. Don't "drive thru" your shocks with that big power! **If you have 1,500+ horsepower and are on a drag radial tire, or are using stock suspension, this is the valving package you need to complement your race program.** Choose this series of shocks for the ultimate control off the line and superior traction down track. For quicker adjustments, mount your AFCO shocks upside-down for unsprung weight savings and easier access to the rebound adjuster.

- Double Adjustable - broad range of adjustment, click-by-click.
- Big Gun X Valving - specifically valved for high horsepower radial tire applications.
- Large piston provides superior launch and down track stability.
- Gas pressure eliminates cavitation and allows shock to recover faster.

BROAD RANGE OF ADJUSTMENT!



COMPRESSION ADJUSTMENT.

REBOUND ADJUSTMENT.



Coil-over kit included.

PART# 20135D

BIG GUN X REAR SHOCKS

BIG GUN	COMP	EXTENDED	SUGGESTED SPRING HEIGHT	SUGGESTED RIDE HEIGHT	PART #
4" STROKE COIL-OVER	11.20"	15.20"	8"	13.00"-13.50"	3240BGX
5" STROKE COIL-OVER	12.20"	17.20"	10"-12"	13.50"-14.50"	3250BGX
6" STROKE COIL-OVER	13.20"	19.20"	12"-14"	14.50"-16.50"	3260BGX
7" STROKE COIL-OVER	14.20"	21.20"	14"	15.50"-18.50"	3270BGX

THE ABOVE SHOCKS COME WITH A 1" WIDE BEARING.



Standard 1/2" ID
1" Wide Bearing
PART# 1007X

SPRING SOLD SEPARATELY. SEE PAGE 38-40.



TOM KEMP RVW / NMCA COMPETITOR



BIG GUN "SLICKS"

DOUBLE ADJUSTABLE

TWIN TUBE ALUMINUM

ULTRA/ULTIMATE STREET, TOP SPORTSMAN, BIG DOG, SUPER QUICK, XTREME STREET, SSO & OTHERS

The "Big Gun" shocks are specifically valved for high horsepower applications. Both small tire and big tire cars can better control the "hit" to the tire with this series of shocks. Don't "drive through" your shocks with that big power - choose this series of shocks for the ultimate control off the line.

- Widest range of adjustment on the market.
- Make a click and feel the change.
- 100% dyno tested.

BROAD RANGE OF ADJUSTMENT!



COMPRESSION ADJUSTMENT.



REBOUND ADJUSTMENT.

Coil-over kit included.



PART# 20135D



"Click"

SPRING SOLD SEPARATELY. SEE PAGE 38-40.

Big Gun Twin Tube Rear Shocks

T2 (TWIN-TUBE)	COMP	EXTENDED	SUGGESTED SPRING HEIGHT	SUGGESTED RIDE HEIGHT	PART #
4" STROKE COIL-OVER	11"	14.92"	8"	12.25"-13.25"	3840BG
5" STROKE COIL-OVER	12"	16.92"	10"-12"	13.75"-14.75"	3850BG
6" STROKE COIL-OVER	13"	18.92"	12"-14"	14.75"-16.75"	3860BG
7" STROKE COIL-OVER	14"	20.92"	14"	15.50"-18.50"	3870BG
7" STROKE COIL-OVER	14"	20.92"	14"	15.50"-18.50"	3870RBG

THE ABOVE SHOCKS COME WITH A 1" WIDE BEARING.



Standard 1/2" ID 1" Wide Bearing PART# 1007X

CARL ROOT



BIG GUN X "RADIALS"

**Best For Radial Tire
1,000-1,500 HP
Applications!**

DOUBLE ADJUSTABLE

TWIN TUBE ALUMINUM

X275, LDR, XTREME STREET, ULTRA STREET & MX235

The Big Gun X Double Adjustable Twin Tube shocks are specifically valved for high horsepower drag radial tire equipped applications. Drag radial competitors require a unique valving package to control the rear suspension and properly apply the radial tire to the track. Superior traction is achieved through a high flow piston that delivers consistent performance, pass after pass. **If you have 1,000 - 1,500 horsepower and are on a drag radial tire, this is the valving package you need to complement your race program.** For quicker adjustments, mount your AFCO shocks upside down for unsprung weight savings and ease in accessing the rebound adjuster.

- Double Adjustable - broadest range of adjustment on the market.
- Big Gun X Valving - specifically valved for high horsepower drag radial tire applications.
- Great for BIG or SMALL tire door slammers.
- Rebuildable and revalvable.

BROAD RANGE OF ADJUSTMENT!



COMPRESSION ADJUSTMENT.

REBOUND ADJUSTMENT.



Coil-over kit included.

PART# 20135D



Standard 1/2" ID
1" Wide Bearing
PART# 1007X

SPRING SOLD SEPARATELY. SEE PAGE 38-40.

Big Gun X Rear Shocks

BGX TWIN-TUBE	COMP	EXTENDED	SUGGESTED SPRING HEIGHT	SUGGESTED RIDE HEIGHT	PART #
4" STROKE COIL-OVER	11"	14.92"	8"	12.25"-13.25"	3840BGX
5" STROKE COIL-OVER	12"	16.92"	10"-12"	13.75"-14.75"	3850BGX
6" STROKE COIL-OVER	13"	18.92"	12"-14"	14.75"-16.75"	3860BGX
7" STROKE COIL-OVER	14"	20.92"	14"	15.50"-18.50"	3870BGX
7" STROKE COIL-OVER	14"	20.92"	14"	15.50"-18.50"	3870RBGX

THE ABOVE SHOCKS COME WITH A 1/2" WIDE BEARING.



Nick McGrath/Kevin Stevens
- Straightline Performance

ELIMINATOR

ADJUSTABLE COIL-OVER SHOCKS

Best For Cars Up To 1,000 HP!

TWIN TUBE ALUMINUM

AFCO ELIMINATOR Twin Tube Adjustable Shocks are built specifically for drag racing. Our onboard data acquisition systems help us know what your car is doing every 0.001 of a second. We've engineered the ELIMINATOR to control it at every point. This gives you, the racer, unsurpassed traction.

DOUBLE ADJUSTABLE ELIMINATOR

STOCK MOUNT APPLICATION GUIDE - SEE PAGES 24-25.

AFCO DOUBLE Adjustable Shocks are the ultimate tool in the chassis tuner's arsenal. The **DOUBLE** adjustments of both compression and rebound damping are completely independent. Changing the setting of one has no effect on the setting of the other. By allowing full control over both compression and rebound forces, this shock gives the tuner the ability to fine tune every aspect of chassis movement to provide the ultimate in acceleration control and overall driveability.

- Widest range of adjustment on the market.
- Make a click and feel the change.
- 100% dyno tested.

STROKE	COMP	EXT	SUGGESTED SPRING HEIGHT	SUGGESTED RIDE HEIGHT	PART #
3"	10"	12.90"	7"	10.75"-11.25"	3830
4"	11"	14.90"	7"-8"	12.25"-13.50"	3840
4"	10.18"	14.08"	7"-8"	11.50"-12.50"	3840Z
5"	12"	16.90"	10"-12"	13.50"-14.75"	3850
6"	13"	18.90"	12"-14"	14.75"-16.00"	3860
7"	14"	20.90"	14"	16.00"-18.50"	3870
9"	16"	24.90"	14"	18.00"-20.00"	3890

THE ABOVE SHOCKS COME WITH 1" WIDE BEARINGS.

Decreases length by .820". Available for all shocks. Built to order.



Z ROD END



Standard 1/2" ID 1" Wide Bearing PART# 1007X



included.

PART# 20135D



SPRING SOLD SEPARATELY. SEE PAGE 38-40.

SINGLE ADJUSTABLE ELIMINATOR

AFCO SINGLE Adjustable Shocks are an economical alternative to the fully double adjustable design. The **SINGLE** adjustment gives you the ability to adjust rebound damping control without affecting the compression damping characteristics of the shock. The rebound adjustment is the most critical in tuning a drag racing setup. This adjustment allows the tuner to dial in the separation of the chassis and keep the tires planted during the critical first 60' down the track.

- Extension adjustable only - will not affect compression.
- Widest range of adjustment on the market.
- Make a click and feel the change.
- 100% dyno tested.

STROKE	COMP	EXT	SUGGESTED SPRING HEIGHT	SUGGESTED RIDE HEIGHT	PART #
3"	10"	12.90"	7"	10.75"-11.25"	3835
4"	11"	14.90"	7"-8"	12.00"-13.50"	3845
5"	12"	16.90"	10"-12"	13.25"-14.50"	3855
7"	14"	20.90"	14"	15.00"-18.00"	3875
9"	16"	24.90"	14"	18.00"-20.00"	3895

THE ABOVE SHOCKS COME WITH 1" WIDE BEARINGS.



Standard 1/2" ID 1" Wide Bearing PART# 1007X

Coil-over kit included.



PART# 20135D



SPRING SOLD SEPARATELY. SEE PAGE 38-40.

ELIMINATOR "BNC"

ADJUSTABLE STOCK MOUNT SHOCKS

TWIN TUBE ALUMINUM

NEW!

STOCK, SUPER STOCK, X275, TRUE STREET & OTHERS

The ELIMINATOR "BNC" valving shocks eliminate bounce. No other shock on the market offers this much performance and control! The BNC shocks are designed to better absorb the impact of the car after a wheel stand launch. They can be used in coil-over applications with the optional kit.

AFCO's 3840F/BNCBG has been developed to control violent launches. No shock provides more clamp force. Keep your front end down with AFCO.

**Great For
Bounce
Control!**



BNC FRONT SHOCKS

STROKE	COMP	EXT	APPLICATION	PART #
4" STROKE	10.25"	14.15"	'67-'69 CAMARO & OTHER GM (FRONT)*	3840F/BNC
4" STROKE	10.25"	14.15"	'67-'69 CAMARO & OTHER GM (FRONT)*	3840F/BNC2
4" STROKE	10.25"	14.15"	'67-'69 CAMARO & OTHER GM (FRONT)*	3840F/BNCBG
4" STROKE	10.25"	14.15"	'67-'69 CAMARO / '68-'72 NOVA**	3840F-ALT
5" STROKE	11.25"	16.15"	GM FULL SIZE*	3850F/BNC

NEW!

*COIL-OVER KITS SOLD SEPARATELY (SEE PAGE 34).

**FRONT, TUBULAR ARM (ONLY). COIL-OVER COMPATIBLE. INCLUDES COIL-OVER NUT.

STROKE	COMP	EXT	APPLICATION	PART #
7" STROKE	14"	20.90"	'93-'02 CAMARO / FIREBIRD (FRONT)*	3870F/BNC*
7" STROKE	14"	20.90"	'93-'02 CAMARO / FIREBIRD (FRONT)*	3870F/BNC2*
7" STROKE	14"	20.90"	'93-'02 CAMARO / FIREBIRD (FRONT)*	3870F/BNCBG*

NEW!

*INCLUDES COIL-OVER KIT.

ACCESSORIES DESCRIPTION	PART #
OPTIONAL COIL-OVER KIT (MOUNTS SPRING TO SHOCK)	20135D
GM WELD-IN LOWER SHOCK MOUNT	A550090108X



Standard 1/2" ID
1" Wide Bearing
PART# 1007X

APPLICATION GUIDE - SEE PAGES 24-25.

BNC/BG DRAG VALVING

AFCO continues to develop specific valving packages for today's drag racing applications. Cars and trucks with increased horsepower have the potential for large and long wheelies. To help combat that, the AFCO shock engineers have created valving that will help the car land softly with the BNC valving. The shock is initially stiffer when the wheels touch down and then gets progressively stiffer to prevent damaging front end components. The BG valving addresses the extension side of the shock. The goal is to provide maximum control for the front end. By increasing the clamp force of the front shock, the chassis doesn't gain momentum when starting to wheelie and we can bring in power sooner and generate quicker E.T.'s.



ELIMINATOR STOCK MOUNT APPLICATION GUIDE

FORD	FRONT		REAR	
	SINGLE	DOUBLE	SINGLE	DOUBLE
'72-'79 FAIRLANE-TORINO	N/A	N/A	3875R ①	3870R ①
'66-'70 FALCON	N/A	N/A	3875R ①	3870R ①
'65-'86 FULL-SIZE	N/A	N/A	3875R ①	3870R ①
'57-'59 FULL-SIZE	N/A	N/A	N/A	N/A
'81-'82 GRANADA	N/A	N/A	3875R	3870R
'79-'04 MUSTANG	N/A	(SEE PAGE 12)	3875R	3870R
'72-'79 RANCHERO	N/A	N/A	3875R ①	3870R ①
'67-'79 T-BIRD	N/A	N/A	3875R ①	3870R ①
'05-'14 MUSTANG	N/A	(SEE PAGE 12)	3875R-3	3870R-3

MERCURY	FRONT		REAR	
	SINGLE	DOUBLE	SINGLE	DOUBLE
'79-'86 CAPRI	N/A	(SEE PAGE 12)	3875R	3870R
'80-'82 COUGAR	N/A	N/A	3875R	3870R
'74-'79 COUGAR	N/A	N/A	3875R ①	3870R ①
'65-'86 FULL-SIZE	N/A	N/A	3875R ①	3870R ①
'72-'76 MONTEGO	N/A	N/A	3875R ①	3870R ①

CHRYSLER	FRONT		REAR	
	SINGLE	DOUBLE	SINGLE	DOUBLE
'74-'78 FULL-SIZE	N/A	N/A	3885M ①	3880M ①
'57-'64 FULL-SIZE	N/A	N/A	3885M ①	3880M ①

DODGE	FRONT		REAR	
	SINGLE	DOUBLE	SINGLE	DOUBLE
'70-'74 CHALLENGER	3855M ①	3850M ①	3885M ①	3880M ①
'73-'78 CHARGER, CORONET	3855M ①	3850M ①	N/A	N/A
'65-'72 CHARGER, CORONET	3855M ①	3850M ①	3885M ①	3880M ①
'75-'76 CORDOBA	N/A	N/A	3885M ①	3880M ①
'77-'79 MAGNUM	3855M ①	3850M ①	3885M ①	3880M ①
'64-'76 DART	3855M ①	3850M ①	3885M	3880M
'79-'92 TRUCK	3845F ①	3840F ①	N/A	N/A
'62-'78 MONACO	3855M ①	3850M ①	3885M ①	3880M ①
'61-'62 MONACO	N/A	N/A	3885M ①	3880M ①

PLYMOUTH	FRONT		REAR	
	SINGLE	DOUBLE	SINGLE	DOUBLE
'64-'74 BARRACUDA	3855M ①	3850M ①	3885M ①	3880M ①
'73-'74 SATELLITE, BELVEDERE	N/A	N/A	3885M ①	3880M ①
'65-'72 SATELLITE, BELVEDERE	3855M ①	3850M ①	3885M ①	3880M ①
'62-'70 SAVOY, FURY, BELVEDERE	3855M ①	3850M ①	3885M ①	3880M ①
'67-'70 GTX	3855M ①	3850M ①	3885M ①	3880M ①
'68-'75 ROADRUNNER	3855M ①	3850M ①	3885M ①	3880M ①
'64-'76 DUSTER, VALIANT	3855M ①	3850M ①	3885M	3880M

CHEVROLET (BUICK, OLDS, PONT., EQUIV.)	FRONT		REAR	
	SINGLE	DOUBLE	SINGLE	DOUBLE
'82-'96 BLAZER, S-10	3845F ①	3840F ①	3875R-1 ②	3870R-1 ②
'68-'87 EL CAMINO	3845F ①	3840F ①	3875R-1 ②	3870R-1 ②
'64-'67 EL CAMINO	3845F	3840F ①	3875R-1 ②	3870R-1 ②
'10-'15 CAMARO	N/A	(SEE PAGE 14)	N/A	(SEE PAGE 15)
'93-'02 CAMARO	3875F	3870F/BNC, 3870F/BNC2, 3870F/BNCBG	3875R ①	3870R ①
'82-'92 CAMARO	N/A	(SEE PAGE 14)	3875R ①	3870R ①
'70-'81 CAMARO	3855F	3850F ①	3875R-2 ②	3870R-2 ②
'67-'69 CAMARO	3845F ①	3840F ①	3875R ①	3870R ①
'68-'83 CHEVELLE, MALIBU	3845F ①	3840F ①	3875R-1 ②	3870R-1 ②
'64-'67 CHEVELLE, MALIBU	3845F	3840F ①	3875R-1 ②	3870R-1 ②
'76-'87 CHEVETTE	N/A	N/A	3875R ①	3870R ①
'74-'79 NOVA	3845F ①	3840F ①	3875R ①	3870R ①
'73 NOVA NON - H.D. REAR	3845F ①	3840F ①	3875F ③	3870F ③
'73 NOVA WITH H.D. REAR	3845F ①	3840F ①	3875R-1 ②	3870R-1 ②
'68-'72 NOVA W / MONOLEAF	3845F ①	3840F ①	3875R-1 ①	3870R-1 ①
'68-'72 NOVA W / MULTILEAF	3845F ①	3840F ①	3875R-1 ②	3870R-1 ②
'62-'67 CHEVY II, NOVA W / MULTILEAF	N/A	N/A	3875R ①	3870R ①
'63-'82 CORVETTE	3845F	3840F ①	N/A	N/A
'53-'62 CORVETTE	N/A	N/A	3875R ①	3870R ①
'65-'86 FULL-SIZE	3845F	3840F ①	3875R-1 ②	3870R-1 ②
'55-'57 FULL-SIZE	3845F	3840F ①	3875R-1 ②	3870R-1 ②
'70-'88 MONTE CARLO	3845F ①	3840F ①	3875R-1 ②	3870R-1 ②
'75-'80 MONZA	3845F ①	3840F ①	3875R-1 ①	3870R-1 ①
'72-'77 VEGA	3845F ①	3840F ①	3875R-1 ①	3870R-1 ①

① Check extended & compressed dimensions. ② May need to "slot" tie bar mount. ③ Mounting point modifications may be needed.

ELIMINATOR STOCK MOUNT APPLICATION GUIDE

The chart shows common applications for AFCO Stock Mount Shocks. **We highly recommend you measure your chassis for proper length and mount points.**

Eliminator Single Adjustable

Double **3840F**

Double **3840F/BNC**

Double **3840F/BNC2**

Double **3840F/BNCBG**

Single **3845F**

STROKE.....4"
COMP.....10.25"
EXT.....14.15"
BODY MOUNT.....B2
SHAFT MOUNT.....S1



Coil-over hardware kit sold separately (kit # 20135D - See page 34). Can be used as a coil-over with chrome tapered springs (See page 40) sold separately.

Double **3840F-ALT**

A must for tubular control arms!

STROKE.....4"
COMP.....10.25"
EXT.....14.15"
BODY MOUNT.....B3
SHAFT MOUNT.....S1



Coil-over compatible. Coil-over nut included.

Double **3850M**

Single **3855M**

STROKE.....5"
COMP.....11.25"
EXT.....16.15"
BODY MOUNT.....B3
SHAFT MOUNT.....S1



Comes with coil-over hardware (20135D).

Double **3870F/BNC**

Double **3870F/BNC2**

Double **3870F/BNCBG**

Single **3875F**

STROKE.....7"
COMP.....14"
EXT.....19.9"
BODY MOUNT.....B5
SHAFT MOUNT.....S2
SPRING LENGTH.....14"



Comes with coil-over hardware (20135D) and mounting bracket (20146). See page 23 for more info. on BNC & BNC2 valving.

Double **3870R-1**

Single **3875R-1**

STROKE.....7"
COMP.....14"
EXT.....20.90"
BODY MOUNT.....B2
SHAFT MOUNT.....S2



Coil-over hardware kit sold separately (kit # 20135D - See page 34).

Double **3870R**

Single **3875R**

STROKE.....7"
COMP.....13.25"
EXT.....20.15"
BODY MOUNT.....B3
SHAFT MOUNT.....S1



Coil-over hardware kit sold separately (kit # 20135D - See page 34).

Double **3870R-2**

Single **3875R-2**

STROKE.....7"
COMP.....13.25"
EXT.....20.15"
BODY MOUNT.....B2
SHAFT MOUNT.....S1



Coil-over hardware kit sold separately (kit # 20135D - See page 34).

Double **3880M**

Single **3885M**

STROKE.....8"
COMP.....14.90"
EXT.....22.90"
BODY MOUNT.....B4
SHAFT MOUNT.....S2
SPRING LENGTH.....14"



Comes with coil-over hardware (20135D).

REPLACEMENT MOUNTS

B1



20147-2

B2



20147-4

B3



1007X

B4



1080TX

B5



20147-3

B6



20147-4

S1



20180-3A
9/16" Stud

S2



1000

REACTOR

SINGLE ADJUSTABLE SHOCKS

MONOTUBE ALUMINUM

AFCO Single Adjustable Shocks are an economical alternative to the fully double adjustable design. The Single adjustment gives you the ability to adjust rebound damping control without affecting the compression damping characteristics of the shock.

The rebound adjustment is the most critical in tuning a drag racing setup. This adjustment allows the tuner to dial in the separation of the chassis and keep the tires planted during the critical first 60' down the track.

- Gas monotube design for superior tuning and performance.
- Rebound adjustable only - will not bleed over to compression.
- Tune only where you want it.
- 100% dyno tested and serial numbered.

**Best Value
On The Market!**



REACTOR COIL-OVER SHOCKS

STROKE	COMP	EXT	SUGGESTED SPRING HEIGHT	RIDE HEIGHT	PART #
4"	11.20"	15.20"	7"-8"	12.25"-13.25"	6845
5"	12.20"	17.20"	10"-12"	13.75"-14.75"	6855
6"	13.20"	19.20"	14"	14.75"-16.75"	6865
7"	14.20"	21.20"	14"	15.5"-18.5"	6875

THE ABOVE SHOCKS COME WITH 1" WIDE BEARINGS.

APPLICATION GUIDE - SEE PAGE 27.

DOUG DUELL



5X NMCA "NSS" Champion.

"AFCO shocks are on all of my drag race cars. I have found these shocks to be made to the highest quality standards and backed up by the staff at AFCO with a level of service that is very racer friendly. AFCO shocks have had a direct effect on my success on the race track and will always be on my cars in the future."



SPRING SOLD SEPARATELY. SEE PAGE 38-40.

"Click"

REACTOR STOCK MOUNT APPLICATION GUIDE

FORD	FRONT SINGLE	REAR SINGLE
'72-'79 FAIRLANE-TORINO	N/A	6875R ①
'66-'70 FALCON	N/A	6875R ①
'65-'86 FULL-SIZE	N/A	6875R ①
'57-'59 FULL-SIZE	N/A	N/A
'81-'82 GRANADA	N/A	6875R
'79-'04 MUSTANG	N/A	6875R
'72-'79 RANCHERO	N/A	6875R ①
'67-'79 T-BIRD	N/A	6875R ①

MERCURY	FRONT SINGLE	REAR SINGLE
'79-'86 CAPRI	N/A	6875R
'80-'82 COUGAR	N/A	6875R
'74-'79 COUGAR	N/A	6875R ①
'65-'86 FULL-SIZE	N/A	6875R ①
'72-'76 MONTEGO	N/A	6875R ①

CHRYSLER	FRONT SINGLE	REAR SINGLE
'74-'78 FULL-SIZE	N/A	6885M ①
'57-'64 FULL-SIZE	N/A	6885M ①

DODGE	FRONT SINGLE	REAR SINGLE
'70-'74 CHALLENGER	6855M ①	6885M ①
'73-'78 CHARGER, CORONET	6855M ①	N/A
'65-'72 CHARGER, CORONET	6855M ①	6885M ①
'75-'76 CORDOBA	N/A	6885M ①
'77-'79 MAGNUM	6855M ①	6885M ①
'64-'76 DART	6855M ①	6885M
'79-'92 TRUCK	6845F ①	N/A
'65-'70 MONACO	6855M ①	6885M ①
'75-'77 MONACO	N/A	6885M ①

PLYMOUTH	FRONT SINGLE	REAR SINGLE
'64-'74 BARRACUDA	6855M ①	6885M ①
'73-'74 SATELLITE, BELVEDERE	N/A	6885M ①
'65-'72 SATELLITE, BELVEDERE	6855M ①	6885M ①
'62-'70 SAVOY, FURY, BELVEDERE	6855M ①	6885M ①
'67-'70 GTX	6855M ①	6885M ①
'68-'75 ROADRUNNER	6855M ①	6885M ①
'64-'76 DUSTER, VALIANT	6855M ①	6885M

CHEVROLET	FRONT SINGLE	REAR SINGLE
'82-'96 BLAZER, S-10	6845F ①	6875R-1 ②
'68-'87 EL CAMINO	6845F ①	6875R-1 ②
'64-'67 EL CAMINO	N/A	6875R-1 ②
'93-'02 CAMARO	6875F	6875R ①
'82-'92 CAMARO	N/A	6875R ①
'70-'81 CAMARO	6855F	6875R-2 ②
'67-'69 CAMARO	6845F ①	6875R ①
'68-'83 CHEVELLE, MALIBU	6845F ①	6875R-1 ②
'64-'67 CHEVELLE, MALIBU	N/A	6875R-1 ②
'76-'87 CHEVETTE	N/A	6875R ①
'74-'79 NOVA	6845F ①	6875R-1 ②
'73 NOVA NON - H.D. REAR	6845F ①	6875R-1 ②
'73 NOVA WITH H.D. REAR	6845F ①	6875R-1 ②
'68-'72 NOVA W / MONOLEAF	6845F ①	6875R-1 ①
'68-'72 NOVA W / MULTILEAF	6845F ①	6875R-1 ②
'62-'67 NOVA W / MULTILEAF	N/A	6875R-1 ②
'63-'82 CORVETTE	6845F	N/A
'53-'62 CORVETTE	N/A	6875R ①
'65-'86 FULL-SIZE	6845F	6875R-1 ②
'55-'57 FULL-SIZE	6845F	6875R-1 ②
'70-'88 MONTE CARLO	6845F ①	6875R-1 ②
'75-'80 MONZA	6845F ①	6875R-1 ①
'72-'77 VEGA	6845F ①	6875R-1 ①

① Check extended & compressed dimensions.
 ② May need to "slot" tie bar mount.
 ③ Mounting point modifications may be needed.

6845F WITH BNC VALVING

STROKE.....4"
 COMP.....11.47"
 EXT.....15.42"
 BODY MOUNT.....B2
 SHAFT MOUNT.....S1



Can be used as a coil-over (kit # 20135D - See page 34) with chrome tapered springs (See page 40). Both sold separately.

6855M WITH BNC VALVING

STROKE.....5"
 COMP.....12.47"
 EXT.....17.42"
 BODY MOUNT.....B3
 SHAFT MOUNT.....S1



Comes with coil-over hardware (20135D). Can be used as a coil-over with chrome tapered springs (See page 40) sold separately.

6875F WITH BNC VALVING

STROKE.....7"
 COMP.....15.22"
 EXT.....22.17"
 BODY MOUNT.....B5
 SHAFT MOUNT.....S2



Comes with coil-over hardware (20135D) and mounting bracket (20146).

6875R-1

STROKE.....7"
 COMP.....15.22"
 EXT.....22.17"
 BODY MOUNT.....B2
 SHAFT MOUNT.....S2



Coil-over hardware kit sold separately (kit # 20135D - See page 34).

6875R

STROKE.....7"
 COMP.....14.47"
 EXT.....21.42"
 BODY MOUNT.....B3
 SHAFT MOUNT.....S1



Coil-over hardware kit sold separately (kit # 20135D - See page 34).

6875R-2

STROKE.....7"
 COMP.....14.47"
 EXT.....21.42"
 BODY MOUNT.....B2
 SHAFT MOUNT.....S1



Coil-over hardware kit sold separately (kit # 20135D - See page 34).

6885M

STROKE.....8"
 COMP.....14.90"
 EXT.....22.90"
 BODY MOUNT.....B4
 SHAFT MOUNT.....S2



Comes with coil-over hardware (20135D).

REPLACEMENT MOUNTS

B1



20147-2

B2



20147-4

B3



1007X

1" wide

B4



1080TX

1/2" wide

B5



20147-3

With 5/8" bearing

B6



20147-4

S1




20180-3A

1-3/4" Washers

9/16" Stud

S2



1000

5/8" wide

ELIMINATOR

FRONT COIL-OVER CONVERSION KITS

**Convert Your GM To
Drag Racing
Front Coil-Overs!**

AFCO Racing Products is proud to offer a bolt-in coil-over shock kit for drag racing. This kit allows for bolt-in, no-modification installation on most popular GM applications. Some of the features include: easy ride height adjustment, quick corner weight tuning, and pre-load changes to straighten out bad launches, and front end weight reduction. From street and strip to all out drag racing, rely on AFCO to deliver quality suspension components.

- Easy ride height adjustment for the proper stance.
- Quick corner weight and pre-load adjustment to fine tune the launch.
- Reduced front end weight for improved performance.
- BNC valving eliminates bouncing.
- Kit comes complete with (2) shocks, (2) springs, and (2) adjuster nuts.



1967-1969 Camaro/Firebird

	SINGLE ADJUSTABLE	DOUBLE ADJUSTABLE
SMALL BLOCK	4SA/SR350	4DA/SR350
BIG BLOCK	4SA/SR450	4DA/SR450



1970-1981 Camaro/Firebird

	SINGLE ADJUSTABLE	DOUBLE ADJUSTABLE
SMALL BLOCK	5SA/GM300	5DA/GM300
SMALL BLOCK (1-2" LOWERED)	4SA/GM300	4DA/GM300
BIG BLOCK	5SA/GM450	5DA/GM450
BIG BLOCK (1-2" LOWERED)	4SA/GM450	4DA/GM450



1964-1967 Chevelle

	SINGLE ADJUSTABLE	DOUBLE ADJUSTABLE
SMALL BLOCK	4SA/SR350	4DA/SR350
BIG BLOCK	4SA/SR450	4DA/SR450



1968-1972 Chevelle/Monte Carlo/Malibu

	SINGLE ADJUSTABLE	DOUBLE ADJUSTABLE
SMALL BLOCK	4SA/SR350	4DA/SR350
BIG BLOCK	4SA/SR450	4DA/SR450



1973-1988 Chevelle/Monte Carlo/Malibu

	SINGLE ADJUSTABLE	DOUBLE ADJUSTABLE
SMALL BLOCK	N/A	4DA/GM300
SMALL BLOCK	4SA/GM400	4DA/GM350
BIG BLOCK	4SA/GM450	4DA/GM450



1968-1974 Nova

	SINGLE ADJUSTABLE	DOUBLE ADJUSTABLE
SMALL BLOCK	5SA/SR450	5DA/SR450
SMALL BLOCK (1-2" LOWERED)	N/A	4DA/SR450
BIG BLOCK	5SA/SR550	5DA/SR550
BIG BLOCK (1-2" LOWERED)	N/A	4DA/SR550



1975-1979 Nova

	SINGLE ADJUSTABLE	DOUBLE ADJUSTABLE
SMALL BLOCK	5SA/GM300	5DA/GM300
BIG BLOCK	5SA/GM400	5DA/GM400
BIG BLOCK	5SA/GM450	5DA/GM450
BIG BLOCK	5SA/SR550	5DA/SR550



DOUBLE ADJUSTABLE KIT SHOWN.

(2) Shocks, (2) Springs and (2) Adjuster Nuts

STREET FIGHTER

NEW!

REBOUND ADJUSTABLE STOCK MOUNT

MONOTUBE STEEL

AFCO is proud to announce that our latest monotube technology is now available in single adjustable stock mount design for many street and strip applications. This new stock mount shock is designed to fit in the OEM locations and offers great control, consistency and tunability. A wide range of rebound adjustability lets you tune your chassis from controlling the initial hit at the rear tires to controlling front weight transfer to keep those tires hooked. Now is the right time invest in higher shock technology. Choose AFCO Racing Shocks!

- Single adjustable (rebound) design for non-coil-over applications.
- Wide range of adjustment with the ability to fine tune your chassis.
- OEM mounting allows for easy install without modifications.
- Rebuildable & revalvable for long life and great performance.
- 1/2" hard chrome piston rod.

STOCK MOUNT APPLICATION GUIDE

	FRONT NON-WHEEL STANDER	FRONT WHEEL STANDER	REAR
CHEVROLET (AND BUICK/OLDSMOBILE/PONTIAC VARIANTS)			
'82-'04 BLAZER, S-10 (2WD)	70101	70102	70201
'68-'87 EL CAMINO	70101	70102	70201
'64-'67 EL CAMINO	70501	70502	70201
'68-'83 CHEVELLE, MALIBU	70101	70102	70201
'64-'67 CHEVELLE, MALIBU	70501	70502	70201
'74-'79 NOVA	70101	70102	70201
'73 NOVA NON - H.D. REAR	70101	70102	N/A
'73 NOVA WITH H.D. REAR	70101	70102	70201
'68-'72 NOVA W / MONOLEAF	70101	70102	70201
'68-'72 NOVA W / MULTILEAF	70101	70102	70201
'70-'88 MONTE CARLO	70101	70102	70201
'75-'80 MONZA	70101	70102	N/A
'72-'77 VEGA	70101	70102	N/A



MUSCLE CAR

NON & SINGLE ADJUSTABLE

TWIN TUBE ALUMINUM

- High performance handling for every generation.
- Shocks offer velocity sensitive deflective disk valving which optimizes control and handling.
- Adjustable shocks provide countless tuning options giving you full control over your car's handling capabilities.
- 100% dyno-tuned for accuracy and quality.



MACHINED ALUMINUM BODY.



COIL-OVER KIT INCLUDED
PART# 20135C

NON-ADJUSTABLE

STROKE	COMP	EXT	SUGGESTED SPRING	STATIC SHOCK LENGTH	5/8" BEARING	1/2" BEARING	5/8" BUSHING
3"	9.32"	12.25"	7"	10"-11"	1330SR5T	1330SRT	1330SRBT
4"	10.32"	14.25"	7"-8"	11"-12"	1340SR5T	1340SRT	1340SRBT
5"	11.32"	16.25"	10"-12"	13"-14"	1350SR5T	1350SRT	1350SRBT
7"	13.32"	20.25"	14"	15.5"-17.5"	1370SR5T	1370SRT	1370SRBT

THE ABOVE SHOCKS COME WITH A 1" WIDE BEARING.

SINGLE ADJUSTABLE

STROKE	COMP	EXT	SUGGESTED SPRING HEIGHT	SUGGESTED RIDE HEIGHT	PART #
3"	9.18"	12.08"	7"	9.93"-10.43"	3835CZ
4"	10.18"	14.08"	7"-8"	11.43"-12.43"	3845CZ
5"	11.18"	16.08"	10"-12"	12.93"-13.43"	3855CZ
6"	12.18"	18.08"	12"-14"	13.43"-15.43"	3865CZ
7"	13.18"	20.08"	14"	14.68"-17.68"	3875CZ

THE ABOVE SHOCKS COME WITH A 1" WIDE BEARING.

APPLICATION GUIDE - SEE PAGES 32-33.



Standard 1/2" ID 1" Wide Bearing
PART# 1007X



5/8" ID 1/2" Wide Bearing
Part# 1080TX



1/2" ID 1" Wide Bearing
Part# 1007X (standard)



5/8" ID 1-3/8" Wide Polyurethane Bushings
Part# 20182-1



1/2" ID 1-3/8" Wide Polyurethane Bushings
Part# 20182-2

MOUNTING OPTIONS

Great Looks And PERFORMANCE!



"Click"



FOR REPLACEMENT COIL-OVER KIT, SEE PAGE 34.


MUSCLE CAR

DOUBLE ADJUSTABLE

TWIN TUBE ALUMINUM

- High performance handling for every generation.
- Shocks offer velocity sensitive deflective disk valving which optimizes control and handling.
- Adjustable shocks provide countless tuning options giving you full control over your car's handling capabilities.
- 100% dyno-tuned for accuracy and quality.

BROAD RANGE OF ADJUSTMENT!



COMPRESSION ADJUSTMENT.

REBOUND ADJUSTMENT.

MACHINED ALUMINUM BODY.



COIL-OVER KIT INCLUDED
PART# 20135C

DOUBLE ADJUSTABLE

STROKE	COMP	EXT	SUGGESTED SPRING HEIGHT	SUGGESTED RIDE HEIGHT	PART #
3"	9.18"	12.08"	7"	9.93"-10.43"	3830PTCZ
4"	10.18"	14.08"	7"-8"	11.43"-12.43"	3840PTCZ
5"	11.18"	16.08"	10"-12"	12.93"-13.43"	3850PTCZ
6"	12.18"	18.08"	12"-14"	13.43"-15.43"	3860PTCZ
7"	13.18"	20.08"	14"	14.68"-17.68"	3870PTCZ

THE ABOVE SHOCKS COME WITH A 1" WIDE BEARING.

APPLICATION GUIDE - SEE PAGES 32-33.

Great Looks,
GREAT PERFORMANCE
And CONTROLLABILITY!



SPRING SOLD SEPARATELY. SEE PAGE 38-40.



FOR REPLACEMENT COIL-OVER KIT, SEE PAGE 34.

MOUNTING OPTIONS



Standard 1/2" ID 1" Wide Bearing
PART# 1007X



5/8" ID 1/2" Wide Bearing
Part# 1080TX



1/2" ID 1" Wide Bearing
Part# 1007X (standard)



5/8" ID 1-3/8" Wide Polyurethane Bushings
Part# 20182-1



1/2" ID 1-3/8" Wide Polyurethane Bushings
Part# 20182-2

MUSCLE CAR STOCK MOUNT APPLICATION GUIDE

FORD	FRONT SINGLE	FRONT DOUBLE	REAR SINGLE	REAR DOUBLE
'72-'79 FAIRLANE-TORINO	N/A	N/A	3875CR	3870CR
'66-'70 FALCON	N/A	N/A	3875CR	3870CR
'65-'86 FULL-SIZE	N/A	N/A	3875CR	3870CR
'57-'59 FULL-SIZE	N/A	N/A	N/A	N/A
'81-'82 GRANADA	N/A	N/A	3875CR	3870CR
'79-'04 MUSTANG	N/A	N/A	3875CR	3870CR
'72-'79 RANCHERO	N/A	N/A	3875CR	3870CR
'67-'79 T-BIRD	N/A	N/A	3875CR	3870CR
MERCURY	FRONT SINGLE	FRONT DOUBLE	REAR SINGLE	REAR DOUBLE
'79-'86 CAPRI	N/A	N/A	3875CR	3870CR
'80-'82 COUGAR	N/A	N/A	3875CR	3870CR
'74-'79 COUGAR	N/A	N/A	3875CR	3870CR
'65-'86 FULL-SIZE	N/A	N/A	3875CR	3870CR
'72-'76 MONTEGO	N/A	N/A	3875CR	3870CR
CHRYSLER	FRONT SINGLE	FRONT DOUBLE	REAR SINGLE	REAR DOUBLE
'74-'78 FULL-SIZE	N/A	N/A	3885CM	3880CM
'57-'64 FULL-SIZE	N/A	N/A	3885CM	3880CM
DODGE	FRONT SINGLE	FRONT DOUBLE	REAR SINGLE	REAR DOUBLE
'70-'74 CHALLENGER	3855CM	3850CM	3885CM	3880CM
'73-'78 CHARGER, CORONET	3855CM	3850CM	N/A	N/A
'65-'72 CHARGER, CORONET	3855CM	3850CM	3885CM	3880CM
'75-'76 CORDOBA	N/A	N/A	3885CM	3880CM
'77-'79 MAGNUM	3855CM	3850CM	3885CM	3880CM
'64-'76 DART	3855CM	3850CM	3885CM	3880CM
'79-'92 TRUCK	3845CF	3840CF	N/A	N/A
'62-'78 MONACO	3855CM	3850CM	3885CM	3880CM
'61-'62 MONACO	N/A	N/A	3885CM	3880CM
PLYMOUTH	FRONT SINGLE	FRONT DOUBLE	REAR SINGLE	REAR DOUBLE
'64-'74 BARRACUDA	3855CM	3850CM	3885CM	3880CM
'73-'74 SATELLITE, BELVEDERE	N/A	N/A	3885CM	3880CM
'65-'72 SATELLITE, BELVEDERE	3855CM	3850CM	3885CM	3880CM
'62-'70 SAVOY, FURY, BELVEDERE	3855CM	3850CM	3885CM	3880CM
'67-'70 GTX	3855CM	3850CM	3885CM	3880CM
'68-'75 ROADRUNNER	3855CM	3850CM	3885CM	3880CM
'64-'76 DUSTER, VALIANT	3855CM	3850CM	3885CM	3880CM
CHEVROLET (BUICK, OLDS, PONT.)	FRONT SINGLE	FRONT DOUBLE	REAR SINGLE	REAR DOUBLE
'82-'96 BLAZER, S-10	3845CF	3840CF	3875CR-1 ⊕	3870CR-1 ⊕
'68-'87 EL CAMINO	3845CF	3840CF	3875CR-1 ⊕	3870CR-1 ⊕
'64-'67 EL CAMINO	3845CF	3840CF	3875CR-1 ⊕	3870CR-1 ⊕
'93-'02 CAMARO	3875CF	3870CF	3875CR	3870CR
'82-'92 CAMARO	N/A	N/A	3875CR	3870CR
'70-'81 CAMARO	3855CF	3850CF	3875CR-2 ⊕	3870CR-2 ⊕
'67-'69 CAMARO	3845CF	3840CF	3875CR	3870CR
'68-'83 CHEVELLE, MALIBU	3845CF	3840CF	3875CR-1 ⊕	3870CR-1 ⊕
'64-'67 CHEVELLE, MALIBU	3845CF	3840CF	3875CR-1 ⊕	3870CR-1 ⊕
'76-'87 CHEVETTE	N/A	N/A	3875CR	3870CR
'74-'79 NOVA	3845CF	3840CF	3875CR	3870CR
'73 NOVA NON - H.D. REAR	3845CF	3840CF	3875CF ⊗	3870CF ⊗
'73 NOVA WITH H.D. REAR	3845CF	3840CF	3875CR-1 ⊕	3870CR-1 ⊕
'68-'72 NOVA W / MONOLEAF	3845CF	3840CF	3875CR-1	3870CR-1
'68-'72 NOVA W / MULTILEAF	3845CF	3840CF	3875CR-1 ⊕	3870CR-1 ⊕
'62-'67 CHEVY II, NOVA W / MULTILEAF	N/A	N/A	3875CR	3870CR
'63-'82 CORVETTE	3845CF	3840CF	N/A	N/A
'53-'62 CORVETTE	N/A	N/A	3875CR	3870CR
'65-'86 FULL-SIZE	3845CF	3840CF	3875CR-1 ⊕	3870CR-1 ⊕
'55-'57 FULL-SIZE	3845CF	3840CF	3875CR-1 ⊕	3870CR-1 ⊕
'70-'88 MONTE CARLO	3845CF	3840CF	3875CR-1 ⊕	3870CR-1 ⊕
'75-'80 MONZA	3845CF	3840CF	3875CR-1	3870CR-1
'72-'77 VEGA	3845CF	3840CF	3875CR-1	3870CR-1

⊕ May need to "slot" tie bar mount. ⊗ Mounting point modifications may be needed.

MUSCLE CAR STOCK MOUNT APPLICATION GUIDE

DOUBLE
3840CF
3845CF
SINGLE



*Coil-over hardware kit **sold separately** (kit # 20135DC - See page 34). Can be used as a coil-over with chrome tapered springs (See page 40) **sold separately**.*

DOUBLE
3850CM
3855CM
SINGLE



Comes with coil-over hardware (20135DC).

DOUBLE
3870CF
3875CF
SINGLE



Comes with coil-over hardware (20135DC) and mounting bracket (20146). Also available: 3870F/BNC. (See page 23) for more info.

DOUBLE
3870CR-1
3875CR-1
SINGLE



*Coil-over hardware kit **sold separately** (kit # 20135DC - See page 34).*

DOUBLE
3870CR
3875CR
SINGLE



*Coil-over hardware kit **sold separately** (kit # 20135DC - See page 34).*

DOUBLE
3870CR-2
3875CR-2
SINGLE



*Coil-over hardware kit **sold separately** (kit # 20135DC - See page 34).*

DOUBLE
3880CM
3885CM
SINGLE



Comes with coil-over hardware (20135DC).

REPLACEMENT MOUNTS

B1



20147-2

B2



20147-4

B3




1007X

B4



1080TX

B5



20147-3

With 5/8" bearing

B6



20147-4

S1



20180-3A
9/16" Stud

S2



1000

SHOCK ACCESSORIES

COIL-OVER KITS

ALUMINUM THREADED C/O KIT (BLUE / BLACK CONICAL CONE)




DESCRIPTION	PART #
TAPERED CONE KIT	20135
A) ADJUSTER NUT ONLY	20131A
B) SPRING SEAT ONLY (TAPERED CONE)	20130
C) SNAP RING ONLY	10243SR
D) ADJUSTER NUT ONLY BLACK	20131ABXX
E) SPRING SEAT ONLY (TAPERED CONE) BLACK	20130B

ALUMINUM THREADED C/O KIT - (CLEAR CONICAL CONE)



DESCRIPTION	PART #
TAPERED CONE KIT	20135C
A) ADJUSTER NUT ONLY	20131AC
B) SPRING SEAT ONLY (TAPERED CONE)	20130C
C) SNAP RING ONLY	10243SR


ALUMINUM THREADED C/O KIT (BLUE / BLACK FLAT CONE)



DESCRIPTION	PART #
FLAT CONE KIT	20135D
A) ADJUSTER NUT ONLY	20131A
B) SPRING SEAT ONLY (FLAT CONE)	20128D
C) SNAP CLIP	10243SR
D) ADJUSTER NUT ONLY BLACK	20131ABXX
E) SPRING SEAT ONLY (FLAT CONE) BLACK	20130DB

*THIS KIT IS STANDARD IN ALL DRAG COIL-OVER SHOCKS.

ALUMINUM THREADED C/O KIT - (CLEAR FLAT CONE)



DESCRIPTION	PART #
FLAT CONE KIT	20135DC
A) ADJUSTER NUT ONLY	20131AC
B) SPRING SEAT ONLY (FLAT CONE)	20128DC
C) SNAP CLIP	10243SR

ADJUSTABLE NUT REBUILD KIT

DESCRIPTION	PART #
REBUILD KIT (4 PACK)	20131A-2



ROD ENDS



DESCRIPTION	PART #
Z STYLE ROD END WITH SIDE KNOB (SILVER)	20172CD
STD. ADJUSTABLE ROD END (SILVER)	20177CD
ADJUSTABLE ROD END 1" EXT. (SILVER)	20177-1CD
ADJUSTABLE ROD END 2" EXT. (SILVER)	20177-2CD

ROD ENDS WITH 1007X DRAG BEARING INSTALLED




DESCRIPTION	PART #
Z STYLE ROD END WITH SIDE KNOB (BLUE)	20172D
STD. ADJUSTABLE ROD END (BLUE)	20177D
ADJUSTABLE ROD END 1" EXT. (BLUE)	20177-1D
ADJUSTABLE ROD END 1" EXT. (BLACK)	20177-1BD
ADJUSTABLE ROD END 2" EXT. (BLUE)	20177-2D

MOUNTING HARDWARE

TIE BAR KIT (BEARING STYLE)


- For all AFCO shocks except K-Series.
- Lower mount for 93+ F-body front shocks & custom applications.
- Uses 1080TX 5/8" bearing.



DESCRIPTION	PART #
TIE BAR KIT	20147-3

TIE BAR KIT


- For all AFCO shocks except K-Series.
- Converts bearing end to a bar mount.
- Lower front GM, rear upper GM, & others.
- Fits O.E. lower control arm.



DESCRIPTION	PART #
TIE BAR KIT	20147-2

TIE BAR KIT

- For all AFCO shocks except K-Series.
- Converts bearing end to a bar mount.
- GM rear upper, & others.
- Fits aftermarket lower arms.



DESCRIPTION	PART #
TIE BAR KIT	20147-4

1993-2002 CAMARO/FIREBIRD SHOCK MOUNT

Converts O.E. upper mount to accept shock eyelet bearing mount. Comes complete with all hardware.



DESCRIPTION	PART #
SHOCK MOUNT 93-02 CAMARO/FIREBIRD	20146

COIL-OVER MOUNTS



DESCRIPTION	PART #
BUSHING ONLY	20136B
UNIVERSAL MOUNT	20137
UNIVERSAL MOUNT - NARROW	20137-1
ROUND TUBE MOUNT	20138
ROLL CAGE MOUNT	20139

SHOCK ACCESSORIES

CANISTER MOUNTS

Use to mount shock canisters to chassis.



DESCRIPTION	PART #
1-1/4" CANISTER MOUNT	50330
1-3/8"	50329
1-1/2"	50331
1-3/4"	50332
QUICK PINS (4 PACK)	50334

BEARINGS & BUSHINGS



DESCRIPTION	PART #
1/2" I.D. X 0.625" WIDE BEARING (EACH)	1000
1/2" I.D. X 1.06" WIDE BEARING (EACH)	1007X
5/8" I.D. X 0.5" WIDE BEARING (EACH)	1080TX
5/8" I.D. POLYURETHANE BUSHINGS (PAIR)	20182-1
1/2" I.D. POLYURETHANE BUSHINGS (PAIR)	20182-2

COIL-OVER ADJ. NUT BEARING KIT

- Makes adjustments easier.
- Protects shock hardware.



DESCRIPTION	PART #
ADJUSTER NUT BEARING KIT (1 PAIR)	20144

SPANNER WRENCH

Used for adjusting coil-over nuts. It is recommended that spring pressure be relieved before adjusting.



- Fits all makes of shocks.
- Swivel design.

DESCRIPTION	PART #
ADJUSTABLE SPANNER WRENCH	20110

STREET ROD ADJ SHOCK STUD MOUNT ASSY.

- Converts shaft end of shock to a stud top mount.
- For shocks purchased after Nov. 2006 - T2 Kit



DESCRIPTION	PART #
T2 STOCK MOUNT KIT	20180-3A

SPRING RUBBER

Spring rate can change depending on the thickness of the rubber, the location of the rubber, and the type of spring being used. Use with coil springs to increase effective spring rates. Make fast & easy spring rate changes!



- Comes in 7/8" and 3/4" thickness.
- Will fit any brand of 2-1/2" or 2-5/8" coil-over springs, including barrel springs and conventional springs.

DESCRIPTION	PART #
COIL-OVER SPRING RUBBER 3/4"	20185
COIL-OVER SPRING RUBBER 1"	20185-1
SPRING RUBBER FOR 5" OR 5-1/2" CONVENTIONAL COIL	20186

SHOCK BUMPER



DESCRIPTION	PART #
CONE FOR FOAM BUMPER	20173
2.25" SPEEDTHANE BUMPER ONLY	223539
3" SPEEDTHANE BUMPER ONLY	223559

GM LOWER WELD-IN RING

- Welds into GM lower control arm to mount AFCO Stock Mount Shocks.



DESCRIPTION	PART #
WELD-IN RING	A550090108X

SHOCK ACCESSORIES

GAS SHOCK INFLATION GAUGE

- Attaches to pump or can be used alone.
- Gauge face rotates 360°.
- Reads to 300 psi / 20.7 bar.
- Hard shell case included.



DESCRIPTION	PART #
0-300 PSI GAUGE	GAUGE

SHOCK MOUNT PINS



DESCRIPTION	PART #
HAIRPIN, 2-1/2"	10156-2
DETENTED, 2-1/2"	10156

REMOTE ADJUSTER 7' LENGTH

- Allows shock to be remotely adjusted.
- Allows for additional mounting options.
- Make adjustments without raising car (front or back).
- Can be cockpit adjustable.
- Must purchase 20152 to convert shock to Compression adjustable.



DESCRIPTION	PART #
REMOTE ADJUSTER 7'	20150

COMPRESSION REMOTE ADJUSTER ADAPTER

- Allows 20150 Remote Adjuster to be mounted on all 38 Series Shocks.
- Provides ability to adjust Compression remotely.
- Must be purchased with 20150 to make shock remote Compression adjustable



DESCRIPTION	PART #
ADAPTER COMP REMOTE ADJ	20152



RYAN HAAG
U.S. Nationals Super Stock
Champion using AFCO
"BNC2" Shocks.

AFCO SUSPENSION

EXTREME CHROME COIL-OVER SPRINGS

- 360° polished wire - An industry **EXCLUSIVE!**
- Huge inventory and selection - much wider than the competition.
- Market's best guarantee to stay within 1% tolerance of original free height (most other springs have a 5% guarantee).
- Best product presentation in the market: 4 color box, blue cloth protective sleeve.



BEST CHROME SPRING VALUE ON THE MARKET!

Rigorous testing and design have yielded what we believe to be the best chrome spring on the market in regards to look and performance. Whether you are building a purpose-built drag strip machine or a beautiful show cruiser, these springs will provide the strength, durability and show stopping good looks you desire.

We completely polish these springs, inside and out, for 360 degrees of high-quality chrome finish. That's why we have given these springs the "Extreme Chrome" name. Many other chrome spring manufacturers only polish the outside diameter surface of the spring. AFCO wanted a spring that looked amazing from any angle, not just the outside. That's why we've gone the extra mile to provide a superior looking product.

All AFCOIL® springs come with the best satisfaction and performance guarantee in the industry. Rest assured that your AFCOIL® Extreme Chrome Springs will last and perform as expected, or we'll replace them for free.

AFCO OFFERS MORE SPRING RATES AND MORE LENGTHS THAN ANY COMPETITOR

7" EXTREME CHROME		10" EXTREME CHROME		12" EXTREME CHROME		14" EXTREME CHROME	
RATE	PART #	RATE	PART #	RATE	PART #	RATE	PART #
300	27300-1CR	115	23115CR	95	22095CR	80	24080CR
350	27350-1CR	125	23125CR	110	22110CR	100	24100CR
400	27400-1CR	140	23140CR	125	22125CR	110	24110CR
450	27450-1CR	150	23150CR	150	22150CR	125	24125CR
		165	23165CR	175	22175CR	150	24150CR
		175	23175CR	185	22185CR	175	24175CR
		200	23200CR	200	22200CR	185	24185CR
		225	23225CR	225	22225CR	200	24200CR
		250	23250CR	250	22250CR	225	24225CR
		275	23275CR	275	22275CR	250	24250CR
		300	23300CR	300	22300CR	275	24275CR
		325	23325CR	350	22350CR	300	24300CR
		350	23350CR	375	22375CR		
		375	23375CR	400	22400CR		
		400	23400CR	450	22450CR		
		425	23425CR	500	22500CR		
		450	23450CR				
		500	23500CR				
		550	23550CR				
		600	23600CR				

ULTRA LIGHTWEIGHT BLACK COATED SPRINGS

NEW!

You asked for it and AFCO delivered! Responding to market demand, now you can run high-quality AFCO springs and still get that "blacked out" look!

- **AFCOIL® Springs featuring all new black coating!**
- *Get the performance you are looking for with the tightest tolerances in the industry.*
- *All AFCOILS® are manufactured using ultra-high tensile wire.*
- *These springs are guaranteed not to lose more than 1% of free height.*
- *2-5/8" I.D. design prevents spring lean and bow.*
- *Lifetime Warranty!*

4" BLACK COATED		8" BLACK COATED		10" BLACK COATED		12" BLACK COATED		14" BLACK COATED	
RATE	PART #	RATE	PART #	RATE	PART #	RATE	PART #	RATE	PART #
300	26300B	200	28200-1B	100	23100B	80	22080B	100	24100B
400	26400B	300	28300-1B	125	23125B	100	22100B	125	24125B
600	26600B	375	28375-1B	150	23150B	110	22110B	150	24150B
		425	28425-1B	175	23175B	125	22125B	160	24160B
		450	28450-1B	200	23200B	150	22150B	175	24175B
		475	28475-1B	225	23225B	160	22160B	185	24185B
		500	28500-1B	275	23275B	175	22175B	200	24200B
		550	28550-1B	300	23300B	185	22185B	225	24225B
		575	28575-1B	325	23325B	200	22200B	250	24250B
				350	23350B	225	22225B	300	24300B
				375	23375B	250	22250B	350	24350B
				400	23400B	275	22275B		
				425	23425B	300	22300B		
				450	23450B	325	22325B		
				500	23500B	350	22350B		
				525	23525B	375	22375B		
				550	23550B	400	22400B		
				575	23575B	425	22425B		
				600	23600B	450	22450B		
				650	23650B	500	22500B		
						525	22525B		
						550	22550B		
						600	22600B		
						650	22650B		

NOTE: ALL 12" & 14" SPRINGS (UP TO 600 LBS./IN.) HAVE EXTRA SHOCK CLEARANCE WOUND INTO THE ACTIVE COILS. THE END COILS STILL TAKE STANDARD COIL-OVER HARDWARE.

MADE IN THE U.S.A.

AFCOIL LIFETIME WARRANTY
SEE PAGE 38 FOR DETAILS



TAKE-UP SPRING



DESCRIPTION	PART #
2-5/8" ID X 5 LBS.	27005B
2-5/8" SPRING GUIDE	20183-1

SUGGESTED STRUT COIL SPRING RATES

1979-2004 MUSTANG		1982-1992 CAMARO	
RATE	ENGINE COMBO	RATE	ENGINE COMBO
100	SB (N/A & NO2)	175	SB (N/A & NO2)
125	SB (POWER ADDER)	200	SB (POWER ADDER)
150	BB (N/A & NO2)	225	BB (N/A & NO2)
175	BB (POWER ADDER)	250	BB (POWER ADDER)

2005-PRESENT MUSTANG		2010-2015 CAMARO	
RATE	ENGINE COMBO	RATE	ENGINE COMBO
110	SB (N/A & NO2)	200	SB (N/A & NO2)
150	SB (POWER ADDER)	225	SB (POWER ADDER)
175	BB (N/A & NO2)	250	BB (N/A & NO2)
185	BB (POWER ADDER)	275	BB (POWER ADDER)

SUGGESTED COIL SPRING RATES

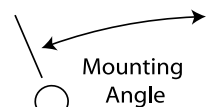
If shock is mounted at an angle, refer to the ride rate correction chart to the right.

FRONT A-ARM		REAR	
Rate	Total on Front Tires	Rate	Total on Rear Tires
200	600-800 LBS.	65	UNDER 800 LBS.
250	800-1000 LBS.	80	800-1000 LBS.
275	1000-1100 LBS.	95	1000-1100 LBS.
300	1100-1200 LBS.	110	1100-1200 LBS.
350	1200-1500 LBS.	130	1200-1300 LBS.
400	1500-1800 LBS.	140	1300-1400 LBS.
450	1800-2000 LBS.	150	1500-1700 LBS.
500	2000-2300 LBS.	170	1700-2300 LBS.
550	2300-2500 LBS.	200	2600-2900 LBS.
600	2600 + LBS.	250	2600-2900 LBS.
		300	2900-3200 LBS.

THE ABOVE CHART IS FOR BASELINE RECOMMENDATIONS. FINE TUNING MAY BE REQUIRED.

RIDE RATE CORRECTION CHART

WHEN SHOCK AND / OR SPRINGS ARE ANGLED:



MOUNT ANGLE	10°	15°	20°	25°	30°
RATE MULTIPLIER	.97	.93	.88	.82	.75

EXAMPLE: A 200 LBS. / INCH SPRING MOUNTED AT A 20° ANGLE GIVES A 176 LBS. / INCH RATE WHEN FIGURED FOR RIDE RATE (200 X .88)

CHROME TAPERED SPRINGS

AFCO Racing Product's new chrome tapered spring line is the perfect compliment to a great shock line up. These springs can be used for all popular Mustang II front ends as well as converting your favorite GM muscle car's front suspension to a coil-over shock package. Some of the benefits are: ease of installation, weight savings, and accurate and quick adjustment of your ride height and corner weights for maximum performance.

MADE IN THE U.S.A.

DESCRIPTION	PART NUMBER	TOP I.D.	BOTTOM I.D.	RATE
8" CHROME TAPERED SPRING	A8SR375	3-1/2"	2-1/2"	375
8" CHROME TAPERED SPRING	A8SR500	3-1/2"	2-1/2"	500
8" CHROME TAPERED SPRING	A8SR600	3-1/2"	2-1/2"	600
10" CHROME TAPERED SPRING	A10SR350	3-1/2"	2-1/2"	350
10" CHROME TAPERED SPRING	A10SR450	3-1/2"	2-1/2"	450
10" CHROME TAPERED SPRING	A10SR550	3-1/2"	2-1/2"	550
10" CHROME TAPERED SPRING	A10GM300	4"	2-5/8"	300
10" CHROME TAPERED SPRING	A10GM375	4"	2-5/8"	375
10" CHROME TAPERED SPRING	A10GM400	4"	2-5/8"	400
10" CHROME TAPERED SPRING	A10GM450	4"	2-5/8"	450
10" CHROME TAPERED SPRING	A10GM550	4"	2-5/8"	550



SEE PAGE 28 FOR POPULAR APPLICATIONS.

SUGGESTED STRUT COIL SPRING RATES

1979-2004 MUSTANG		1982-1992 CAMARO	
RATE	ENGINE COMBO	RATE	ENGINE COMBO
100	SB (N/A & N02)	175	SB (N/A & N02)
125	SB (POWER ADDER)	200	SB (POWER ADDER)
150	BB (N/A & N02)	225	BB (N/A & N02)
175	BB (POWER ADDER)	250	BB (POWER ADDER)

2005-PRESENT MUSTANG		2010-2015 CAMARO	
RATE	ENGINE COMBO	RATE	ENGINE COMBO
110	SB (N/A & N02)	200	SB (N/A & N02)
150	SB (POWER ADDER)	225	SB (POWER ADDER)
175	BB (N/A & N02)	250	BB (N/A & N02)
185	BB (POWER ADDER)	275	BB (POWER ADDER)

SUGGESTED COIL SPRING RATES

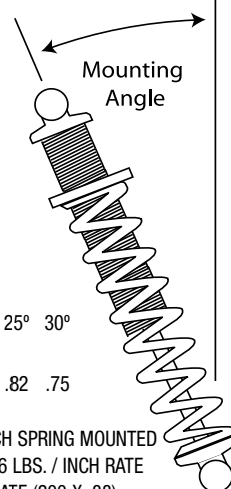
If shock is mounted at an angle, refer to the ride rate correction chart to the right.

FRONT A-ARM		REAR	
Rate	Total on Front Tires	Rate	Total on Rear Tires
200	600-800 LBS.	65	UNDER 800 LBS.
250	800-1000 LBS.	80	800-1000 LBS.
275	1000-1100 LBS.	95	1000-1100 LBS.
300	1100-1200 LBS.	110	1100-1200 LBS.
350	1200-1500 LBS.	130	1200-1300 LBS.
400	1500-1800 LBS.	140	1300-1400 LBS.
450	1800-2000 LBS.	150	1500-1700 LBS.
500	2000-2300 LBS.	170	1700-2300 LBS.
550	2300-2500 LBS.	200	2600-2900 LBS.
600	2600 + LBS.	250	2600-2900 LBS.
		300	2900-3200 LBS.

THE ABOVE CHART IS FOR BASELINE RECOMMENDATIONS. FINE TUNING MAY BE REQUIRED.

RIDE RATE CORRECTION CHART

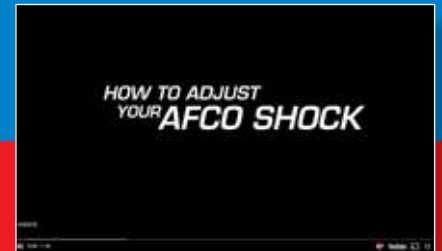
WHEN SHOCK AND / OR SPRINGS ARE ANGLED:



EXAMPLE: A 200 LBS. / INCH SPRING MOUNTED AT A 20° ANGLE GIVES A 176 LBS. / INCH RATE WHEN FIGURED FOR RIDE RATE (200 X .88)

WATCH OUR NEW TECH VIDEOS ONLINE!

FOLLOW US ONLINE FOR
PRODUCT HIGHLIGHTS,
TECH TIPS, & MORE...



STAY UP-TO-DATE AND WATCH HELPFUL VIDEOS FEATURING OUR EXPERIENCED RACING PROFESSIONALS!

LOW FRICTION BALL JOINTS

AFCO's low friction ball joints are designed with 2 ft. lbs. of resistance, the force required to move the stud of the ball joint. Compare this with standard replacement joints, with up to 50 ft. lbs. of resistance.

- **Only 2 ft. lbs. of resistance and less bind = lower lap times.**
- Improves weight transfer.
- Frees up suspension for more consistent, repeatable chassis tuning.
- Precision-machined to tight tolerances, providing consistent resistance throughout the travel of the ball joint, to deliver consistent performance.
- Road inputs are controlled more effectively by the shock and spring instead of the tire, which improves traction.
- Removes suspension bind and allows shock & spring to have more precise wheel control.
- Meets or exceeds standard ball joint strength.
- Provides more accurate setups during vehicle scaling.
- Lower input steering efforts and faster steering wheel return.
- Extended lengths will raise roll center and improve camber curves.
- Stock appearing.



WE'VE EXPANDED OUR SELECTION OF EXTENDED LENGTH LOW FRICTION BALL JOINTS...

PART #	STYLE	BODY	PIN
20032-2LF	4-BOLT UPPER	SAME AS 20032	SAME AS 20032, BUT +1/2" LONGER
20034LF	SCREW IN UPPER/LOWER	SMALL CHRYSLER STYLE (1.83" AT THREAD)	FITS MOST PINTO/MUSTANG II SPINDLES
20034-2LF	SCREW IN UPPER/LOWER	SMALL CHRYSLER STYLE (1.83" AT THREAD)	SAME AS 20034LF, BUT +1/2" LONGER
20036LF	SCREW IN LOWER	BIG CHRYSLER-STYLE (2" DIAMETER AT THREADS)	BIG CHRYSLER STYLE FOR FABRICATED SPINDLES
20038-3LF	PRESS IN LOWER	'64-'72 CHEVELLE, '67-'69 CAMARO AND OTHERS	SAME EXTRA LONG PIN AS 20038-1
20038-4LF	PRESS IN LOWER	'73-'88 CHEVELLE, '70-'02 CAMARO AND OTHERS	SAME EXTRA LONG PIN AS 20038-1



STANDARD BALL JOINTS

Not all ball joints are created equal. That's why we choose the best components from the top U.S. manufacturers. There are many different design characteristics and manufacturing processes that account for the quality and performance of ball joints. We choose the best to give you the AFCO Advantage.

BALL JOINT CROSS REFERENCE GUIDE

AFCO PART #	INTERCHANGE #	TYPE
20031	K6024	BOLT-IN
20032	K5208	BOLT-IN
20032-1	K3136	BOLT-IN
20033	K5103	PRESS-IN
20034	K772	SCREW-IN
20034-1	N/A	SCREW-IN
20035	K719	SCREW-IN
20036	K727	SCREW-IN
20037	K5108	BOLT-IN
20038	K6141	PRESS-IN
20038-1	K6117	PRESS-IN
20039	K6145	PRESS-IN
20040	K8259	PRESS-IN



APPLICATION GUIDES

GENERAL GUIDE

APPLICATION	UPPER			LOWER		
	INT#*	STANDARD	LOW FRICTION	INT#*	STANDARD	LOW FRICTION
'79-'93 MUSTANG	N/A	N/A	N/A	K8259	20040	N/A
'82-'02 S-10 -2WD, BLAZER -2WD	K5208	20032	20032LF	K6145	20039	20039LF
'93-'02 CAMARO, FIREBIRD, TRANS AM	N/A	N/A	N/A	K6145	20039	20039LF
'82-'92 CAMARO, FIREBIRD, TRANS AM	N/A	N/A	N/A	K6145	20039	20039LF
'70-'81 CAMARO FIREBIRD, TRANS AM	K5208	20032	20032LF	K6145	20039	20039LF
'67-'69 CAMARO FIREBIRD, TRANS AM	K5108	20037	20037LF	K5103	20033	20033LF
'70-'72 MONTE CARLO	K5108	20037	20037LF	K5103	20033	20033LF
'73-'88 MONTE CARLO	K5208	20032	20032LF	K6145	20039	20039LF
'64-'72 CHEVELLE EL CAMINO	K5108	20037	20037LF	K5103	20033	20033LF
'73-'88 CHEVELLE EL CAMINO	K5208	20032	20032LF	K6145	20039	20039LF
'78-'83 MALIBU	K5208	20032	20032LF	K6145	20039	20039LF
'73-'88 CUTLASS	K5208	20032	20032LF	K6145	20039	20039LF
'64-'72 CUTLASS	K5108	20037	20037LF	K5103	20033	20033LF
'73-'87 REGAL	K5208	20032	20032LF	K6145	20039	20039LF
'73-'88 GRAND PRIX	K5208	20032	20032LF	K6145	20039	20039LF
'73-'82 LEMANS GTO	K5208	20032	20032LF	K6145	20039	20039LF
'64-'72 LEMANS GTO	K5108	20037	20037LF	K5103	20033	20033LF
'71-'76 CAPRICE**	K5208	20032	20032LF	K6141	20038	•
'77-'94 CAPRICE**	K5208	20032	20032LF	K6145	20039	20039LF
'94-'96 IMPALA SS	K5208	20032	20032LF	K6145	20039	20039LF
'75-'79 NOVA	K5208	20032	20032LF	K6145	20039	20039LF
'68-'74 NOVA	K5108	20037	20037LF	K5103	20033	20033LF



*INTERCHANGE NUMBER USED BY OTHER MANUFACTURERS. **ALSO FITS IMPALA, BELAIR, BISCAYNE EXC WAGON.

RACING & HYBRIDS GUIDE

UPPER BALL JOINTS APPLICATION

	INT#*	STANDARD	LOW FRICT.
SAME BOLT PATTERN AS 20032; LONGER STUD USED TO RAISE THE ROLL CENTER	•	•	20032-2LF
SMALL SCREW IN; 1.83" BODY AT THREAD; FITS PINTO TAPER	K772	20034	20034LF
SAME AS 20034 EXCEPT .200" LONGER STUD USED TO RAISE THE ROLL CENTER	N/A	20034-1	•

LOWER BALL JOINTS APPLICATION

	INT#*	STANDARD	LOW FRICT.
SMALL SCREW IN; 1.83" BODY AT THREAD; FITS PINTO TAPER	K772	20034	20034LF
SAME BODY AS 20034 EXCEPT LARGER STUD	K719	20035	•
LARGE SCREW IN; 2.00" BODY AT THREAD	K727	20036	20036LF
POPULAR RACING DESIGN; PRESS-IN DIMENSION: 2.180"	K6141	20038	•
POPULAR RACING DESIGN WITH LONGER STUD TO RAISE ROLL CENTER; PRESS-IN DIMENSION: 1.980"	K6117	20038-1	20038-1LF

*INTERCHANGE NUMBER USED BY OTHER MANUFACTURERS.

BALL JOINT SLEEVES



LARGE THREADED WITH FLANGE FOR 20036
20041



LARGE THREADED FOR 20036
20042



SMALL THREADED FOR 20034, 20035
20043



SMOOTH FOR 20039
20044



SMOOTH FOR 20038
20045



SMOOTH FOR 20038-1
20046

DESCRIPTION	I.D.	O.D.	HEIGHT	WEIGHT	PART #
LARGE THREADED FOR 20036 WITH FLANGE	2.000"	2.30" / 2.840"	1.00"	.45LB	20041
LARGE THREADED FOR 20036	2.005"	2.375"	1.00"	.35LB	20042
SMALL THREADED FOR 20034, 20035	1.830"	2.250"	1.00"	.35LB	20043
SMOOTH FOR 20039	2.090"	2.375"	1.00"	.25LB	20044
SMOOTH FOR 20038	2.180"	2.5"	1.00"	.30LB	20045
SMOOTH FOR 20038-1	1.980"	2.185"	1.00"	.20LB	20046

CONTROL ARM BUSHINGS

LIGHTWEIGHT LOWER ARM BUSHINGS

AFCO's precision-machined steel replacement bushings offer dramatic reductions in friction when compared to rubber or urethane-style bushings. By nearly eliminating drag on suspension movement, your shock and springs will work more effectively to keep your tires stuck to the track.



- **Near zero-drag bushings!**
- Inner sleeve allows bolt to be tightened without crushing or binding.
- Dimensions allow direct replacement of the standard bushing.
- Dramatically frees up front suspension.

LIGHTWEIGHT LOWER ARM BUSHING DIMENSIONS

PART #	DIAMETER	LENGTH	LBS.
20069LW	1.40"	2.94"	0.625
20075LW	1.40"	2.39"	0.625
20076LW	1.65"	2.39"	0.625
20076LW-1 (9/16 I.D.)	1.65"	2.39"	0.625
20077LW	1.90"	2.39"	0.750
20077LW-1 (9/16 I.D.)	1.90"	2.39"	0.750

SERVICE PARTS: FOR NYLON SLEEVE, ADD -B TO PART NUMBER, (20075LW-B). FOR INNER SLEEVE, ADD -C TO PART NUMBER, (20075LW-C).

STANDARD STEEL ARM BUSHINGS

- **Near zero-drag bushings!**
- Dimensions allow direct replacement of the standard bushing.
- Dramatically frees up front suspension.



STANDARD UPPER ARM BUSHING DIMENSIONS

PART #	DIAMETER	LENGTH
20078	1.27"	1.50"
20079	1.53"	1.84"
20098	1.39"	1.88"
20099	1.31"	1.79"

NOTE: DUE TO PRODUCTION TOLERANCE VARIANCE IN ORIGINAL EQUIPMENT PARTS, STEEL BUSHINGS NEED TO BE TACK-WELDED INTO THE CONTROL ARM.



STANDARD LOWER ARM BUSHING DIMENSIONS

PART #	DIAMETER	LENGTH	LBS.
20069	1.40"	2.94"	1.250
20075	1.40"	2.39"	1.250
20076	1.65"	2.39"	1.250
20077	1.90"	2.39"	1.750

NOTE: DUE TO PRODUCTION TOLERANCE VARIANCE IN ORIGINAL EQUIPMENT PARTS, STEEL BUSHINGS NEED TO BE TACK-WELDED INTO THE CONTROL ARM.

GENERAL APPLICATION GUIDES

LOWER ARM BUSHINGS

DESCRIPTION	STANDARD		LIGHTWEIGHT	
	FRONT	REAR	FRONT	REAR
'78-'88 MONTE CARLO/MALIBU/CHEVELLE/REGAL	20069	20076	20069LW*	20076LW*
'75-'77 MONTE CARLO/MALIBU/CHEVELLE/REGAL	20076	20077	20076LW-1	20077LW-1
'73-'74 MONTE CARLO/MALIBU/CHEVELLE/REGAL	20075	20077	20075LW	20077LW-1
'67-'72 RB MONTE CARLO/MALIBU/CHEVELLE/REGAL	20075	20076	20075LW	20076LW
'78-'87 CUTLASS/GRAND PRIX	20069	20076	20069LW*	20076LW*
'73-'77 CUTLASS/GRAND PRIX	20076	20077	20076LW-1	20077LW-1
'69-'72 CUTLASS/GRAND PRIX	20075	20075	20075LW	20075LW**
'71-'96 CAPRICE/IMPALA	20076	20077	20076LW-1	20077LW-1
'73-'79 CAMARO, FIREBIRD-T/A	20076	20077	20076LW-1	20077LW-1
'67-'72 CAMARO, FIREBIRD-T/A	20075	20076	20075LW	20076LW
'75-'79 NOVA	20076	20077	20076LW-1	20077LW-1
'68-'74 NOVA	20075	20076	20075LW	20076LW

* LOWER A-ARM MOUNTS MUST BE DRILLED 1/2". USE 1/2" MOUNTING BOLT.

** SOME MODIFICATION MAY BE NECESSARY.

EACH SOLD SEPARATELY.

UPPER ARM BUSHINGS

DESCRIPTION	STANDARD	
	FRONT	REAR
'78-'88 MONTE CARLO	20079	20079
'74-'77 MONTE CARLO*	20098	20099
1973 MONTE CARLO*	20099	20099
'67-'72 MONTE CARLO*	20078	20078
'80-'96 CAPRICE/IMPALA	20098	20098
'74-'79 CAPRICE/IMPALA	20098	20099
'71-'79 CAMARO	20098	20099
'67-'69 CAMARO	20078	20078
'75-'79 FIREBIRD-T/A	20098	20099
'70-'74 FIREBIRD-T/A	20099	20099
'67-'69 FIREBIRD-T/A	20078	20078
'75-'79 NOVA	20098	20099
'68-'74 NOVA	20078	20078

* ALSO FITS MALIBU, CHEVELLE, REGAL, CUTLASS, & GRAND PRIX.

LOW FRICTION BALL JOINT & BUSHING KITS

Each kit contains: 4 high performance low friction ball joints and 8 lightweight, friction-reducing control arm bushings.

- **Only 2 ft. lbs. of resistance and less bind = lower lap times.**
- Assembled kits for easy ordering.
- No modifications necessary - simply choose your application and go.
- Reduced suspension "stiction".
- Increases ability to transfer weight.
- Precision machining promotes front end alignment during usage (unlike O.E. rubber bushings).
- Kits contain lightweight lower bushings (nylon inserts for reduced weight and less friction).




APPLICATION

APPLICATION	PART #
'66-'72 CHEVELLE / MONTE CARLO, CUTLASS / 442, SPECIAL / SKYLARK/GS, LEMANS / GTO / '67-'69 CAMARO, FIREBIRD	200-1001
'68-'74 CHEVY II / NOVA / '68-'74 APOLLO, OMEGA & VENTURA	200-1001
'78-'88 CHEVELLE / MALIBU / MONTE CARLO / '78-'87 CUTLASS, LEMANS / GRAN PRIX, REGAL / SPECIAL, CUTLASS	200-1002
'70-'72 CAMARO, FIREBIRD / '73 CHEVELLE / MONTE CARLO WITH 1.4" OD FRONT LOWER BUSHING	200-1003
'75-'79 CAMARO / NOVA, APOLLO, OMEGA / PHOENIX, VENTURA / '74-'79 FIREBIRD / '75-'77 CHEVELLE / MONTE CARLO, REGAL / SPECIAL, CUTLASS / 442, LEMANS / GTO	200-1004
'82-'92 CAMARO, FIREBIRD (INCLUDES 2 BALL JOINTS & 4 BUSHINGS)	200-1006

TAPER REAMERS

- Manufactured from superior-quality, high-speed tool steel.
- Six flute spiral design allows smooth boring operation & minimizes tool wear.
- Two designs to cover most popular racing applications.

DESCRIPTION	APPLICATION	PART #
1-1/2" TAPER (PER FOOT)	MOST TIE ROD, SHOCK EYES & 20031, 33, 34, 35, 36 BALL JOINTS	80770
2" TAPER (PER FOOT)	20032, 32-1,32-2, 38, 38-1, 39 BALL JOINTS	80771



Ron Vnuk

LEAF SPRINGS

REINFORCED FRONT SEGMENT LEAF SPRINGS

The new AFCO reinforced front segment springs have proven to provide considerable increases to forward bite when used on race cars equipped with conventional type leaf springs.

New secondary leaf design means:

- Quicker throttle response.
- Improved forward bite.
- Improved durability of leaf spring.
- Reduces wheelbase variations during braking and acceleration to improve overall handling consistency.
- 10 - 15% stiffer front segment.



DESCRIPTION	CAR WT.	ACT. ARCH	NOM. RATE	PART #
CAMARO TYPE	25-3000#	6-3/8"	176	20228RF
CAMARO TYPE	30-3400#	6-3/8"	205	20228HDRF
CHRYSLER TYPE	28-3200#	6-5/8"	166	20231HDRF

LEAF SPRING DIMENSIONS CHART

DESCRIPTION	WIDTH	FRONT SEGMENT	EYE TO EYE LENGTH	EYE ID FRONT	EYE ID REAR
CAMARO TYPE	2-1/2"	24-3/4"	54"	2"	1-5/8"
CHRYSLER TYPE	2-1/2"	20-1/2"	52-7/8"	1-1/2"	1"


To accurately check for arch measurement, lay spring on side and pull a straight line from center of front eye to center of rear eye. Measure from line to top leaf at the locating pin.



AFCO MULTILEAF SPRINGS

Racers using multileaf springs realize the importance of accurate arch, load capacity, and durability. AFCO Leaf Springs are the highest quality racing springs available and give you features not available in any other leaf spring.

- Our chrome-vanadium alloy spring steel material is superior to others and provides consistent rates over a longer life span.
- Teflon rub blocks between leaves reduces friction and maintains consistency of rate.
- Tapered leaves reduces stress by 30-40% and prevents loss of arch.
- Shot-peened after arching to reduce tensile stress provides 3 - 5 times more service life to the spring.
- Chrysler or Camaro style.
- Front bushing included.



REFERENCE ARCH	CAR WT.	ACT. ARCH	NOM. RATE	PART #
CHRYSLER TYPE - 5" ARCH	23-2800#	6-5/8"	142	20231
CHRYSLER TYPE - 5" ARCH	26-3000#	6-5/8"	152	20231MHD
CHRYSLER TYPE - 5" ARCH	28-3200#	6-5/8"	166	20231HD
CHRYSLER TYPE - 5" ARCH	31-3500#	6-5/8"	194	20231XHD

DESCRIPTION	CAR WT.	ACT. ARCH	NOM. RATE	PART #
CAMARO TYPE	23-2600#	6-3/8"	153	20228LW
CAMARO TYPE	25-3000#	6-3/8"	176	20228
CAMARO TYPE	30-3400#	6-3/8"	205	20228HD
CAMARO TYPE	30-3400#	6-3/8"	238	20228XHD

LEAF SPRING PIVOT BUSHING

- Allows front eye to rotate and twist in order to react to spring movement.
- Replaces rubber bushing and gets rid of bind.
- Promotes more consistent handling.
- Chrysler-type only.
- 1-1/2" OD.



DESCRIPTION	PART #
PIVOT KIT	20229P

LEAF SPRING SLIDER

- Frees up car during suspension movement.
- Pre-drilled holes for bolt-on applications.
- Roller bearing design prevents binding.
- Use in place of shackles.
- Designed for Chrysler type or GM springs.



For 2-1/2" wide leaf.

DESCRIPTION	PART #
LEAF SPRING SLIDER (CHRYSLER)	20236S
LEAF SPRING SLIDER (CAMARO)	200036

WELD-ON LEAF SPRING PADS

Works with all 2-1/2" wide leaf springs.



DESCRIPTION	PART #
PAD (1) - FOR 3" AXLE TUBE	20232

NYLON FRONT EYE BUSHING

- Inner sleeve protects bushing and mount hardware for longer parts life.
- Fits Chrysler-type spring.
- 3-piece design allows front eye to rotate as spring moves.



DESCRIPTION	PART #
BUSHING ASSEMBLY (1)	20229N

UNIVERSAL FRONT SPRING MOUNT

- Universal design for new chassis or updating older chassis to leaf spring suspension.
- Fits Chrysler type leafs.



DESCRIPTION	PART #
MOUNT	50200

SHACKLE PLATES

- Steel or aluminum.
- 2 required per-spring.
- Fits late models and modifieds.
- 5/16" anodized aluminum or 1/4" plated steel.



DESCRIPTION	PART #
5/16" PLATED PLATE STEEL (1)	20281

LOWER SPRING PLATES

- Fits 2-1/2" leaf springs.
- Heavy duty steel construction.
- Can be used with coil-over shocks.



DESCRIPTION	PART #
LEAF SPRING PLATE LH (STEEL)	20249
LEAF SPRING PLATE RH (STEEL)	20250

SPRING SHACKLES

Standard part as used on most leaf spring cars.



DESCRIPTION	PART #
CAMARO - '70-'75	20236-1
CAMARO - '76-'81	20236-2

ALUMINUM LOWERING BLOCKS



Standard



Adjustable 1-1/2" tall

DESCRIPTION	PART #
1/2" BLOCK	20244
3/4" BLOCK	20245
1" BLOCK	20246
1-1/2" BLOCK	20247
2" BLOCK	20248
3" BLOCK	20243
ADJUSTABLE BLOCK 1-1/2" TALL	20270

U-BOLTS

- 4" threads.
- Fits all 3" axle tubes.
- Plated for added protection.
- Includes tall nuts for added safety.



DESCRIPTION	PART #
8"	20238
9-1/2"	20238-9

AFCO STEERING

ROD ENDS

STANDARD

Excellent for use as a medium-duty suspension rod end.



BORE	SHANK	TYPE	RH	LH
3/8"	3/8"	MALE	10460	10461
3/8"	3/8"	FEM	10462	•
1/2"	1/2"	MALE	10440	10441
1/2"	1/2"	FEM	10442	10443
5/8"	5/8"	MALE	10430	10431
5/8"	5/8"	FEM	•	10433
3/4"	3/4"	MALE	10420	10421
3/4"	3/4"	FEM	10422	10423

AIRCRAFT QUALITY

- Designed for high-stress usage.
- Ideal for panhard bar or drag components.



BORE	SHANK	TYPE	RH	LH
1/2"	1/2"	MALE	10444	10445
5/8"	5/8"	MALE	10434	10435
3/4"	3/4"	MALE	10424	10425

STEERING

- Extra-heavy duty and won't loosen up.
- 5/8" bore and 5/8" shank.
- 3/4" sized body.
- Made for steering use.



DESCRIPTION	PART #
LH THREAD	10401
RH THREAD	10402

OVERSIZED

- .007" oversized to slide on 3/4" steering shaft.



DESCRIPTION	PART #
STEEL	10400

HD SHANK

- Used under potentially rough conditions.
- Bore size is one size smaller than shank and body.



BORE	SHANK	TYPE	RH	LH
1/2"	5/8"	MALE	10448	10449
5/8"	3/4"	MALE	10438	10439

CHROME MOLY

- Chrome moly body — 2 piece design.
- Designed for heavy duty application.



BORE	SHANK	TYPE	RH	LH
5/8"	5/8"	MALE	10456	10457
3/4"	3/4"	MALE	10458	10459

SOLID ROD ENDS



BORE	THREAD	PART #
3/4"	3/4" - RH	10820
1/2"	3/4" - RH	10821

SOLID ROD ENDS SOLD SEPARATELY.

STEEL JAM NUTS



SIZE	THICK	RH	LH
1/4" - 28	7/32"	10136	•
3/8" - 24	1/4"	10138	10139
1/2" - 20	5/16"	10144	10145
5/8" - 18	3/8"	10142	10143
5/8" - 18	NYLOCK	10142N	•
3/4" - 16	7/16"	10140	10141
3/4" - 16	NYLOCK	10140N	

ROD END APPLICATION CHART

DESIGN	STANDARD 2 PIECE	CHROME MOLY 2 PIECE	AIRCRAFT 3 PIECE	HEAVY DUTY 3 PIECE
BALL	CASE HARDENED STEEL HARD CHROME PLATED	52100 STEEL HARD CHROME PLATED	52100 STEEL HARD CHROME PLATED	52100 STEEL HARD CHROME PLATED
RACE	N/A	N/A	HEAT TREATED STEEL ALLOY ZINC PLATED	HEAT TREATED STEEL ALLOY
BODY	LOW CARBON STEEL CHROMATE TREATED	4130 CHROME MOLY	HEAT TREATED STEEL ALLOY CAD OR ZINC PLATED	LOW CARBON STEEL CAD OR ZINC PLATED
MAX STATIC	(5/8") 11,169#	(5/8") 18,000#	(5/8") 17,950#	(5/8") 16,500#
RADIAL LOAD	(3/4") 16,338#	(3/4") 25,000#	(3/4") 28,000#	(3/4") 22,800#
APPLICATIONS	STANDARD SUSPENSION	ROUGH CONDITIONS STEERING/OFF-ROAD	HIGH STRESS (PANHARD BAR) DRAG CAR SUSPENSION	ROUGH CONDITIONS STEERING/OFF-ROAD

STEERING ACCESSORIES

PINTO/MUSTANG II SPINDLES

For use on modifieds, sportsman cars, drag cars, and street cars.

- NEW forged spindles - not reworked O.E.M.
- Brake brackets sold separately.



PINTO/MUSTANG II SPINDLES	PART #
PINTO/MUSTANG II SPINDLE - PAIR	AD30436
PINTO/MUSTANG II SPINDLE NUT	9851-8545

CALIPER BRACKETS

Adapts stock '74-'80 Pinto / Mustang II spindle to small GM caliper with '75-'80 Ford Granada-type rotor.



BRACKET DESCRIPTION	THREAD	THICKNESS	PART #
GM METRIC LH-PINTO SPINDLE, GRANADA ROTOR	7/16" FINE	1/4"	40121PL
GM METRIC RH-PINTO SPINDLE, GRANADA ROTOR	7/16" FINE	1/4"	40121PR

ADAPTER BOLT

- Adapter allows inner tie rod end to be replaced with rod end on rack & pinion.
- Complete with nuts and bump spacer.
- Not for stock-style spindle use.
- 1-1/2" taper per foot.



DESCRIPTION	PART #
BOLT KIT (1PC)	10270

PUSH-BUTTON QUICK RELEASE HUB

This hub features a spring-loaded button-style release. Unit fits 3/4" shaft and a standard three bolt steering wheel pattern.

- 5/16" coarse thread.
- Aluminum .55 lbs.



DESCRIPTION	PART #
PUSH BUTTON ECONOMY QR HUB	30373
REPLACEMENT COUPLER	30373B

U-JOINTS & COUPLERS

The splined U-joints feature a set screw & lock-nut. These are the best U-joints you can buy.

- Greased needle bearing with Teflon seal.
- 1-1/8" O.D. x 3-3/4" length.
- Broached spline for better fit.
- Heat-treated forgings.
- Forged 1045 steel.



U-JOINT BORE	DESCRIPTION	PART #
3/4"	SMOOTH BOTH ENDS	30303
3/4" - 36	GM STANDARD, PINTO P.S.	30305
3/4" - 20	FITS 37304 STEERING COLUMN & WOODWARD RACK	30305B
13/16" - 36	EARLY GM (THRU 76) POWER STEERING	30306
9/16" - 26	PINTO/MUSTANG II MANUAL	30307
3/4" - 30	LATE (77 & UP) GM P.S. (APPLETON P.S.)	30308
5/8" - 36	VEGA MANUAL	30309

COUPLER BORE	DESCRIPTION	PART #
3/4" - 36	GM STANDARD, PINTO P.S.	30315
3/4" - 20	37304 COLUMN	30316

DON O'NEAL




AFCO BRAKES

MASTER CYLINDERS

INTEGRAL RESERVOIR MASTER CYLINDER

The AFCO engineering team started with a clean sheet when designing our master cylinders. AFCO's master cylinders offer the same great performance that customers have come to expect from AFCO. With a one-piece design that incorporates a high-capacity reservoir and precisely machined/polished cylinder bore, the piece makes efficient use of space and materials.

- External return spring maintains positive pedal feel and helps prolong pad life by ensuring quick reaction to released pedal force.
- Precise-fitting lid held firmly in place by heavy gauge retainer.
- Slim design rubber boot allows easy installation into most pedal assemblies.
- Aluminum bore with hard anodized pistons.
- Unique, built-in minimum and maximum fill tabs are easy to read and make quick work of checking fluid even in dark pit areas.
- Common dual-mounting bolt patterns for most racing applications.
- Models come in 3/4", 7/8", and 1" bores.
- Designed for standard 1/8" NPT fittings for easy replacement.



DESCRIPTION	PART #
3/4" BORE INTEGRAL MASTER CYLINDER	6620010
7/8" BORE INTEGRAL MASTER CYLINDER	6620011
1" BORE INTEGRAL MASTER CYLINDER	6620012



INTEGRAL MASTER CYLINDER SERVICE PARTS & REBUILD KITS

MASTER CYLINDER PARTS	PART #
STRAIGHT FITTING (1/8"NP X 3/16"IF)	7010-0026
90° FITTING (1/8"NP X 3/16"IF)	7010-0027
MASTER CYL. KIT (INCLUDES LID, GASKET, WIRE)	6690048
MASTER CYL. KIT (INCLUDES PUSH ROD, SPRING, BOOT)	6690049

MASTER CYLINDER PARTS	PART #
REBUILD KIT - 3/4" NEW AFCO M/C	6690110*

*KITS FOR AFCO MASTER CYLINDER MANUFACTURED AFTER JAN 2013.

AFCO BRAKES

PEDALS

7:1 FORWARD SINGLE SWING PEDALS

- H-beam forged aluminum pedal design.
- Pedal assemblies fit many popular chassis.
- Allows for positioning of the clutch pedal to be away from the driver for better comfort.
- New snap ring gives the brake pedal more bias rod clearance and eliminates thread interference.
- Ultra high strength bias bar on brake pedal; same strength of 7/16" bias bar in the traditional 3/8" size.
- Rounded clevis design prevents bias-bar lock-up at extreme limits of travel.
- Integral bias bearing stops prevent lock-up when adjusting bias.
- Internal hex in bias bar eases bias set up.
- 7:1 Pedal ratio allows for better braking power.
- Brake pedal weight: 2.36 lbs.
- Clutch pedal weight: 1.64 lbs.
- AFCO master cylinders sold separately (see page 50).



6610004
Clutch Brake Pedal



6610003
Brake Pedal

AFCO Master
Cylinders sold
separately.
See Page 50 for
more info.

DESCRIPTION	PART #
7:1 FORWARD SINGLE SWING BRAKE PEDAL	6610003
7:1 FORWARD SINGLE SWING CLUTCH BRAKE PEDAL	6610004

6:1 FORWARD SINGLE FLOOR PEDALS

- H-beam forged aluminum pedal design.
- Pedal assemblies fit many popular chassis.
- Allows for positioning of the clutch pedal to be away from the driver for better comfort.
- New snap ring gives the brake pedal more bias rod clearance and eliminates thread interference.
- Ultra high strength bias bar on brake pedal; same strength of 7/16" bias bar in the traditional 3/8" size.
- Rounded clevis design prevents bias-bar lock-up at extreme limits of travel.
- Integral bias bearing stops prevent lock-up when adjusting bias.
- Internal hex in bias bar eases bias set up.
- 6:1 Pedal ratio.
- Brake pedal weight: 2.20 lbs.
- Clutch pedal weight: 1.46 lbs.
- AFCO master cylinders sold separately (see page 50).



6610006
Clutch Brake Pedal



6610005
Brake Pedal

AFCO Master
Cylinders sold
separately.
See Page 50 for
more info.

DESCRIPTION	PART #
6:1 FORWARD SINGLE FLOOR BRAKE PEDAL	6610005
6:1 FORWARD SINGLE FLOOR CLUTCH BRAKE PEDAL	6610006

REPLACEMENT BIAS BAR KITS

DESCRIPTION	PART #
BIAS BAR KIT FOR REVERSE MOUNT PEDAL	6610010
BIAS BAR KIT FOR FORWARD MOUNT PEDAL	6610011



6610010



6610011

AFCO BRAKES

BRAKE FLUID

AFCO has engineered two brake fluid formulations specifically targeted for top tier racing and performance use. From drag racing to dirt and asphalt late model racing, AFCO HT & HTX brake fluids will outperform!

HIGH PERFORMANCE HTX BRAKE FLUID

The HTX fluid has been engineered to meet the demanding requirements of drag racing. HTX fluid offers superior performance where high brake system temperatures for an extended time period are experienced. AFCO High Performance Brake Fluid will exceed your expectations!

- Dry boiling point of 600°+.
- Non-silicone fluid.
- Sealed in steel can for longer shelf life.
- Best value in brake fluid on the market.



DESCRIPTION	PART #
HTX SINGLE 16.9 OZ. CAN	6691903
HTX CASE (12 CANS)	6691904

HIGH PERFORMANCE HT BRAKE FLUID

Better performing brake systems start with superior brake fluid. The HT fluid has been designed to provide enhanced performance for drag racing and is value priced. AFCO HT Brake Fluid will outperform comparable fluids.

- Dry boiling point 500°+.
- Non-silicone fluid.
- Eliminates brake fade due to fluid failure caused by heat.



DESCRIPTION	PART #
HT SINGLE 12 OZ. BOTTLE	6691901
HT CASE (12 CANS)	6691902

“THE REAL” MIKE LAGOS



AFCO BRAKES

BRAKE ACCESSORIES

BRAKE SYSTEM FITTINGS




DESCRIPTION	APPLICATION	PART #
1. 1/8" NP TO -4 AN	AFCO F22, F33, F88 & ALUMINUM CALIPERS	7010-0001
1A. 1/8" NP TO -3 AN	AFCO F22, F33, F88 & ALUMINUM CALIPERS	7010-0002
2. 3/16" LINE TO -3 AN	CHASSIS MOUNT	7010-0003
2B. 3/16" LINE TO -4 AN	CHASSIS MOUNT	7010-0004
3. 7/16" SAE BANJO BOLT	GM STEEL CALIPERS	7010-0013*
4. 10MM - 1.50 X -4 AN	SMALL GM METRIC CALIPERS	7010-0007*
4B. 7/16" SAE TO -4 AN	GM STEEL CALIPERS	7010-0032
5. 3/8" OR 10MM BANJO TO -4 AN	SMALL GM METRIC CALIPERS	7010-0014
6. 7/16" SEALING WASHER (6 PK)	FITS 7/16 BANJO BOLT	7010-0036
6B. 10MM SEALING WASHER (6 PK)	FITS 10MM BANJO BOLT	7010-0037
7. 1/8" NP TO -4 AN TALL (90°)	AFCO F22, F33, F88 & ALUMINUM CALIPERS	7010-0017
8. 3/16" LINE TO -4 AN	LONG CHASSIS MOUNT	7010-0005
9. 7/16" BANJO TO -4 AN	GM STEEL CALIPERS	7010-0009
9B. 7/16" BANJO TO -3 AN	GM STEEL CALIPERS	7010-0010
10. 1/8" NP BLEED VALVE	AFCO METRIC ALUMINUM CALIPERS	7010-0022

DESCRIPTION	APPLICATION	PART #
11. 10MM - 1.50 BANJO BOLT	SMALL GM METRIC CALIPERS	7010-0015*
12. 3/8" - 24 BANJO BOLT	GM CALIPERS	7010-0016*
13. 3/16" INV. FLARE TEE	3/16" BRAKE LINE	40251
14. 1/8" FP TEE	BRAKE LINE	85100X
15. 1/8" MP X (2) 3/16" INV FL	BRAKE BIAS PANEL	85160X-3
16. 1/8" FP X 1/4" FP	BRAKE GAUGES	85160X-2
17. 1/8" MP X 3/16" INV FL FP	STRAIGHT MASTER CYLINDER LINE FITTING	7010-0026
18. 1/8" - NPT MALE - 3 MALE (45°)	ALUMINUM BRAKE CALIPER FITTING	6680001
19. 1/8" - NPT MALE - 4 MALE (45°)	ALUMINUM BRAKE CALIPER FITTING	6680002
20. 1/8" - NPT MALE - 3 MALE	ALUMINUM BRAKE CALIPER FITTING	6680003
21. 1/8" - NPT MALE - 4 MALE	ALUMINUM BRAKE CALIPER FITTING	6680004
22. 1/8" - NPT MALE - 3 MALE (90°)	ALUMINUM BRAKE CALIPER FITTING	6680005
23. 1/8" - NPT MALE - 4 MALE (90°)	ALUMINUM BRAKE CALIPER FITTING	6680006
24. MT 10 MALE - 3 AN MALE	ALUMINUM BRAKE CALIPER FITTING	6680007

*THESE FITTINGS REQUIRE SEALING WASHERS AND ARE SHIPPED WITH WASHERS INCLUDED.

STEEL METRIC CALIPER FITTINGS AND HARDWARE

DESCRIPTION	PART #
METRIC CALIPER COPPER WASHER (6 QTY)	7010-0036
METRIC CALIPER STRAIGHT FITTING	7010-0007
METRIC CALIPER BANJO FITTING	7010-0014
METRIC CALIPER BANJO BOLT	7010-0015
METRIC CALIPER CALIPER BOLT	10160
METRIC CALIPER ADAPTER KIT	7010-0050
GM METRIC LIGHTWEIGHT REBUILD KIT 2-3/4"	6690312
MT 10 MALE - 3 AN MALE	6680007



AFCO COOLING

ALUMINUM RADIATORS

Every AFCO radiator is built from detailed, computer-designed specifications and use precision CNC laser-cut parts for exact tolerances. We never stamp tanks. Our tanks are either laser-cut and precision-welded or formed using a "drawn" technique that keeps a uniform thickness and eliminates weak spots.

AFCO understands the vital role the radiator plays in protecting the investment you have in your car. That is why we make no excuses or compromises in constructing the best aftermarket radiators in the industry. Don't trust your pride and joy to anything less than AFCO quality!



FROM CORE TO FINISHED PRODUCT...

MADE IN THE USA

Quality control and strict production tolerances are key to developing a premium product. Controlling these aspects in-house means AFCO radiators are produced to the highest standards without compromise.



100% ALUMINUM CONSTRUCTION

By using a modern furnace-brazed process, all AFCO radiators feature all-aluminum construction without the need for epoxy. Not only does this make for a lighter radiator, but the common material bonding provides for increased thermal efficiency as well.



ADVANCED MANUFACTURING

Our robotic welding cell for high volume production features a new Fanuc Robot and CMT technology. We also have water jet, laser cut, CNC brake and other capabilities. Our engineering professionals use the most advanced platforms, such as CREO, to design the most innovative products in the industry.



PREMIUM QUALITY

AFCO produces high quality radiators and cores. These cores are epoxy free and defect free. Each part goes through our stringent quality control process. We pressure-test every one of our radiators to ensure that our customers will keep their cool on the track.

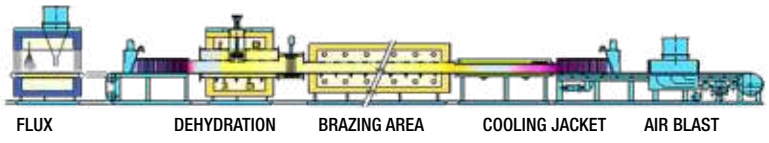



SPECIAL APPLICATIONS

In-house design and fabrication allows us to conceptualize, prototype, test, and manufacture custom cooling systems for a wide variety of applications. If you have a specialty radiator need, AFCO can deliver.



STATE-OF-THE-ART ALUMINUM BRAZING




FURNACE SPECIFICATIONS

30" Wide Belt
8" Pass Height
18-22 Cores/Hour

STAINLESS STEEL "HOTBOX" DATA RECORDER

Brazing profiles are created for each core based on the total mass weight. The furnace temperatures and belt speeds are adjusted based on feedback from a data recorder. The hotbox ensures a quality braze profile for each core.



FURNACE CONTROLS

The furnace is controlled via a touch screen HMI panel. Each component uses a unique brazing profile that is developed and saved as a recipe. This recipe includes belt speed, zone temperatures, and nitrogen flow. The system software also provides features such as historical brazing data and maintenance scheduling.

OUR CORE STANDARDS

Every part of a core is important, but the quality of the headers is an absolute must. The tube slots must be punched with a maximum of .002" clearance for a precise tube fit. While others use single sided clad material, AFCO uses double sided clad for all the headers. This provides a fillet joint around the tube on both sides of the header, doubling the strength of the joint. You simply cannot build a better, stronger core. The use of .080 double clad material and extruded side channels provides a core strong enough to handle over one million pressure cycles, without a tube-to-header joint failure.



Serpentine Louvered Fin @ 16fpi



Clad Fillets on Both Sides



Double Clad .080 Headers

DRAG RACING COOLING

DRAGSTER / ROADSTER RADIATOR - AFCO MEETS THE COOLING CHALLENGE

Cooling a drag racing engine presents unique challenges. To meet these challenges, AFCO has developed several radiator models dedicated to drag racing applications. Designed to be compact and highly efficient, these radiators provide the needed cooling to keep you cool at the line without sacrificing performance due to excess weight and coolant.



AFCO's Double pass "Dragster" radiator is specifically designed for roadsters and dragsters. It features a 16 fin per inch, no epoxy core for maximum efficiency, as well as a high CFM / low AMP draw fan & shroud combo. This radiator comes complete with a fan on/off switch, 4 mounting bosses and 3/4" FNPT (Female National Pipe Thread) inlet/outlet.

OVERALL HEIGHT	TANK HEIGHT	WIDTH	TANK THICKNESS	FILLER LOC.	INLET SIZE & LOC.	OUTLET SIZE & LOC.	DRY WEIGHT		PART #
21"	21"	17-1/4"	2-1/8"	NONE	3/4" FNPT L	3/4" FNPT R	12.2 LBS.	RAD W/ FAN & SHROUD	80108N
21"	21"	17-1/4"	2-1/8"	NONE	3/4" FNPT L	3/4" FNPT R	12.2 LBS.	RAD ONLY	80108NR
FAN KIT (14" S-BLADE, 1,550 CFM, 10 AMP DRAW, POLISHED ALUMINUM SHROUD)								FAN & SHROUD ONLY	80108NFAN


AFCO DRAG RACING POWER-ADDER RADIATOR

This double pass design radiator is 13 3/4" W x 9 1/4" T and is a double pass design for maximum supplemental cooling in a compact design. This radiator has a 1/2" NPT female inlet and outlet. Can be used with the AFCO 80176 electric cooling fan.

- Optimized fin count for maximum cooling capacity.
- Single-row construction facilitates lightweight design.
- 100% TIG-welded, no epoxy.
- Factory pressure tested.




80176
8" diameter



DESCRIPTION	PART #
13-3/4" X 9-1/4" DRAG RADIATOR	80260N
8" S-BLADE ELECTRIC FAN (1155 CFM)	80176

SCIROCCO-STYLE DRAG RACING RADIATORS

AFCO offers several versions of the popular “Scirocco-style” radiator. These radiators are 12-5/8” high x 21-1/2” wide and are available in configurations for Chevy, Ford, and Chrysler applications. The all-aluminum furnace brazed core design (no epoxy) provides maximum cooling protection for the most demanding door-slammers. These radiators have 100% TIG-welded tanks and brackets. The Lightweight (LWN) versions remove 4 pounds from the nose of the car while keeping the same cooling performance. #80104NFAN is a fan/shroud kit that bolts up perfectly to the 1/4” bungs. N models have 2 rows of 1” tubes and the LWN models have 1 row of 1.5” tubes.



80104N - (21-1/2” x 12-5/8”)

80104NFAN - (12” fan and shroud combo)
Fits all AFCO Scirocco-style radiators below.

- Double pass for maximum cooling in a compact, lightweight package.
- Lightweight versions remove 4 lbs. from the nose of the car!
- Sturdy TIG-welded 2” “foot” mounts.
- Four 1/4” - 20 mounting bungs.
- Stainless hardware & drain included.
- No epoxy construction.
- 100% TIG-welded.



80104N

80104NA

80105N

80107N



Lightweight

80104LWN

Lightweight

80104LWNA

Lightweight

80105LWN

Lightweight

80107LWN

OVERALL HEIGHT	TANK HEIGHT	TANK WIDTH TOP	TANK WIDTH BOTTOM	WIDTH WITH FLANGES	TANK THICKNESS	FILLER LOC.	INLET SIZE & LOC.	OUTLET SIZE & LOC.	WET WEIGHT	PART #
12-5/8"	12-5/8"	21-1/2"	21-1/2"	25-1/2"	3"	L	1-1/2" R	1-3/4" R	14.5 LBS.	80104N
12-5/8"	12-5/8"	21-1/2"	21-1/2"	25-1/2"	3"	L	1-1/4" R	1-1/4" R	14.5 LBS.	80104NA
12-5/8"	12-5/8"	21-1/2"	21-1/2"	25-1/2"	3"	R	1-1/2" L	1-3/4" L	14.5 LBS.	80105N
12-5/8"	12-5/8"	21-1/2"	21-1/2"	25-1/2"	3"	NONE	1-1/4" R	1-1/4" R	14.5 LBS.	80107N
12-5/8"	12-5/8"	21-1/2"	21-1/2"	25-1/2"	2"	L	1-1/2" R	1-3/4" R	10.5 LBS.	80104LWN
12-5/8"	12-5/8"	21-1/2"	21-1/2"	25-1/2"	2"	L	1-1/4" R	1-1/4" R	10.5 LBS.	80104LWNA
12-5/8"	12-5/8"	21-1/2"	21-1/2"	25-1/2"	2"	R	1-1/2" L	1-3/4" L	10.5 LBS.	80105LWN
12-5/8"	12-5/8"	21-1/2"	21-1/2"	25-1/2"	2"	NONE	1-1/4" R	1-1/4" R	10.5 LBS.	80107LWN
FAN & SHROUD KIT (FITS ALL ABOVE).										80104NFAN

PERFORMANCE-FIT RADIATORS

AFCO Performance-Fit radiators are designed to be easily adapted to many applications. Perfect for the street, the strip, or anything in between.

- 2 row core.
- 2-1/4" thick core.
- 100% TIG-welded.
- Drain petcock included.
- 100% aluminum with no epoxy construction.
- 100% pressure-tested.

2" mounting flanges on most models.

Built-in fin covers (top and bottom plates) provide a great finish and aid installation.



80100FNP - (22" x 18-1/2")

MOPAR
'64 - '69 Barracuda
A-Body Valiant
A-Body Duster
A-Body Scamp



80101NP - (27-1/2" x 18-3/4")

CHEVY
'67 - '69 BBC Camaro (AC)
PONTIAC
'67 - '69 Firebird (AC)



80101FNP - (27-1/2" x 18-3/4")

EARLY FORDS
CUSTOMS
SPECIALTY MARKETS



80103NP - (26" x 18-3/4")

CHEVY
'59 - '70 Impala / Belair
'67 - '69 SBC Camaro
PONTIAC
'67 - '69 Firebird



80103FNP - (26" x 18-3/4")

MOPAR
'62 - '64 Polara / Savoy
'62 - '70 Belvedere
'65 - '74 Satellite / Coronet / Charger / Road Runner




80127NP - (24" x 18-1/2")

BUICK
'65 - '67 Regal / Gran Sport
MOPAR
'70 - '74 Challenger (Small Block)
'70 - '74 Barracuda (Small Block)
CHEVY
'62 - '72 Nova / Chevy II



80127FNP - (24" x 18-1/2")

MOPAR
'70 - '74 Challenger (Big Block)
'70 - '74 Barracuda (Big Block)



80102NP - (31" x 18-3/4")

CHEVY
'68 - '79 Nova/Nova SS
'68 - '87 Chevelle / El Camino
'70 - '81 Camaro
'70 - '87 Monte Carlo
'71 - '74 Impala/Belair

OLDSMOBILE
'65 - '79 Delta 88/98
'66 - '87 Cutlass/442
'72 - '77 Omega/Omega SX
PONTIAC
'65 - '87 Grand Prix
'65 - '86 Catalina/Bonneville
'67 - '69 Firebird
'68 - '72 GTO/Lemans
'70 - '81 Firebird/Trans Am
'73 - '80 Grand AM

OVERALL HEIGHT	TANK HEIGHT	CORE WIDTH	TANK WIDTH TOP	TANK WIDTH BOTTOM	WIDTH WITH FLANGES	TANK THICKNESS	FILLER LOC.	INLET SIZE & LOC.	OUTLET SIZE & LOC.	DRY WEIGHT	PART #
20"	18-1/2"	17-7/8"	22-3/8"	21-1/2"	25-13/32"	3"	L	1-1/2" L	1-3/4" R	11.20 LBS.	80100FNP
20"	18-1/2"	22-3/8"	27-1/2"	27-1/2"	31-1/2"	3"	L	1-1/2" R	1-3/4" L	14.20 LBS.	80101FNP
20"	18-1/2"	22-3/8"	27-1/2"	27-1/2"	31-1/2"	3"	R	1-1/2" L	1-3/4" R	14.20 LBS.	80101NP
18-11/16"	18-1/2"	27-1/2"	32"	31-1/16"	N/A	3"	R	1-1/2" L	1-3/4" R	15.50 LBS.	80102NP
20"	18-1/2"	22-3/8"	26-3/4"	26"	30"	3"	L	1-1/2" R	1-3/4" L	13.75 LBS.	80103FNP
20"	18-1/2"	22-3/8"	26-3/4"	26"	30"	3"	R	1-1/2" L	1-3/4" R	13.75 LBS.	80103NP
20"	18-1/2"	20"	24-1/4"	23-1/2"	27-1/2"	3"	R	1-1/2" L	1-3/4" R	14.50 LBS.	80127NP
20"	18-1/2"	20"	24-1/4"	23-1/2"	27-1/2"	3"	L	1-1/2" R	1-3/4" L	14.50 LBS.	80127FNP

CORE MEASUREMENTS DOES NOT INCLUDE TANKS.

*Always measure for your application — AFCO Performance Series Radiators may require some modifications and / or fabricating for proper fit.

**For full, show-quality polished finish, add a "Z" to the end of the radiator part number.

LIGHTWEIGHT SINGLE ROW CORE

At almost half the weight of a 2-row radiator, single row radiators are ideal for alcohol fueled cars or cars with limited cooling requirements.



80100LWN - (21-1/2" x 20")



80100LWFN - (21-3/8" x 20")



80103LWN - (26-1/4" x 19-3/4")



80111N - (27-1/4" x 18-5/8")



80111FN - (27-1/4" x 18-5/8")



80127LWN - (23-5/8" x 20")

OVERALL HEIGHT	CORE WIDTH	TANK HEIGHT	TANK WIDTH TOP	TANK WIDTH BOTTOM	TANK THICKNESS	FILLER LOC.	INLET SIZE & LOC.	OUTLET SIZE & LOC.	OUTLET ANGLE UP / IN	DRY WEIGHT	PART #
20"	18"	18-1/2"	22-7/8"	21-1/2"	1-7/8"	R	1-1/2" L	1-3/4" R	20°/10°	6.3 LBS.	80100LWN*
20"	18"	18-1/2"	22-7/8"	21-3/8"	1-7/8"	L	1-1/2" R	1-3/4" L	20°/10°	6.3 LBS.	80100LWFN*
19-3/4"	23-3/8"	18-3/4"	26-1/4"	26-1/4"	2-5/16"	R	1-1/2" L	1-3/4" R	30°/10°	8.8 LBS.	80103LWN*
18-5/8"	23-1/2"	18-5/8"	27-5/16"	27-1/4"	2-7/16"	R	1-1/2" L	1-3/4" R	30°/10°	11 LBS.	80111N*
18-5/8"	23-1/2"	18-5/8"	27-5/16"	27-1/4"	2-7/16"	L	1-1/2" R	1-3/4" L	30°/10°	11 LBS.	80111FN*
20"	18"	18-1/2"	23-5/8"	23-5/8"	1-5/8"	R	1-1/2" L	1-3/4" R	30°/10°	6.9 LBS.	80127LWN*

*1.25" CORES.

FAN SHROUDS

Add a High CFM fan shroud for a simple installation.

- Shroud is 3/4" deep.
- Fan is 3-3/16" deep.
- Total depth from core face is 4".

SIZE

CUSTOM SIZE FAN & SHROUD
 CUSTOM SIZE DUAL FAN & SHROUD

PART #

	80110FS
	80110FSD
80100NP & 80100FNP, 18.25" X 18.625"	80402FAN
80127NP & 80127FNP, 20" X 18.625"	80404FAN
80101NP, 80101FNP, 80103NP & 80103FNP, 22.38" X 18.75"	80406FAN
27.43" X 18.75" - FITS 80102NP	80409FAN*

*TOTAL DEPTH FROM CORE FACE IS 4-1/8", SHROUD IS 3/4".



DOUBLE PASS RADIATORS

LIGHTWEIGHT 1 ROW X 1.5" TUBE CORE DOUBLE PASS RADIATORS

AFCO Racing Products is proud to announce our new lightweight double pass radiators for late models. This is the easiest and most cost effective way to shave as much as 10 pounds off the front of your car. The radiator features a new 1.5" thick core for improved air-flow. The new lightweight double pass radiator has the standard features you have come to trust from AFCO, such as furnace brazed tubes with no epoxy. These race proven lightweight radiators fit the same footprint as our standard radiators and installation is simple with no major modifications needed for mounting.


- **Shaves 10 lbs. from the front of your car.**
- **Features an increased number of tubes and fins in the same height package.**
- **100% pressure tested & 100% TIG-welded with no epoxy.**
- **Optimum fin per inch ratio promotes maximum cooling.**
- **Standard water pressure bung for easy plumbing.**
- **Wide range of inlets 1.5", -16AN, -20AN, and -20 AN Female (pg 60-61).**

FITTINGS


SEE PAGE 106.




80184FNDP-U - (27-1/2" x 19")
80186FNDP-U - (24" x 19")



80184NDP - (26" x 19")



80184NDP-16 - (26" x 19")



80184NDP-U - (26" x 19")
80186NDP-U - (24" x 19")

OVERALL HEIGHT	CORE WIDTH	TANK HEIGHT	TANK WIDTH TOP	TANK WIDTH BOTTOM	TANK THICKNESS	FILLER LOC.	INLET SIZE & LOC.	OUTLET SIZE & LOC.	OUTLET ANGLE UP / IN	ADDITIONAL BUNGS	DRY WEIGHT	PART #
20"	22-3/8"	18-3/4"	25-7/8"	25-7/8"	2"	L	1-1/2" R	1-3/4" R	15°/ 15°	1/2" FPT	12.6 LBS.	80184NDP
20"	22-3/8"	18-3/4"	25-7/8"	25-7/8"	2"	L	16 AN-M R	1-3/4" R	15°/ 15°	1/2" FPT	12.6 LBS.	80184NDP-16
20"	22-3/8"	18-3/4"	26-3/4"	25-7/8"	2"	L	20 AN-F R	1-3/4" R	15°/ 15°	1/2" FPT	12.6 LBS.	80184NDP-U
20"	24"	18-3/4"	28-1/4"	27-1/2"	2"	R	20 AN-F L	1-3/4" L	15°/15°	1/2" FPT & 3/8" FPT - L	12.6 LBS.	80184FNDP-U
20"	20-1/2"	18-3/4"	25-7/8"	24"	2"	L	20 AN-F R	1-3/4" R	30°/10°	1/2" FPT	12 LBS.	80186NDP-U
20"	20-1/2"	18-3/4"	25-7/8"	24"	2"	R	20 AN-F L	1-3/4" L	30°/10°	1/2" FPT & 3/8" FPT - L	12 LBS.	80186FNDP-U



80185NDP-UA - (27-1/2" x 19")




80185NDP-UB - (27-1/2" x 19")




80185FNDP-UD - (27-1/2" x 19")

OVERALL HEIGHT	CORE WIDTH	TANK HEIGHT	TANK WIDTH TOP	TANK WIDTH BOTTOM	TANK THICKNESS	FILLER LOC.	INLET SIZE & LOC.	OUTLET SIZE & LOC.	OUTLET ANGLE UP / IN	ADDITIONAL BUNGS	DRY WEIGHT	PART #
19-3/4"	24"	18-3/4"	28-1/4"	27-1/2"	2"	L	20 AN-F R	1-3/4" R	15°/15°	1/2" FPT & 1/8" FPT - L	13.1 LBS.	80185NDP-UA
19-3/4"	24"	18-3/4"	28-1/4"	27-1/2"	2"	L	20 AN-F R	1-3/4" R	15°/15°	3/8" FPT & 1/2" FPT - L	13.1 LBS.	80185NDP-UB
19-3/4"	24"	18-3/4"	28-1/4"	27-1/2"	2"	R	(2) 20 AN-F L	1-3/4" L	15°/15°	3/8" FPT & 1/2" FPT - L	13.1 LBS.	80185FNDP-UD


LIGHTWEIGHT 1 ROW X 1.5" TUBE CORE DOUBLE PASS RADIATORS CONTINUED




80185NDP - (27-1/2" x 19")



80185NDP-16 - (27-1/2" x 19")




80185NDP-20 - (27-1/2" x 19")




80185NDP-U - (27-1/2" x 19")



80185FNDP - (27-1/2" x 19")




80185FNDP-16 - (27-1/2" x 19")



80185FNDP-20 - (27-1/2" x 19")



80185FNDP-U - (27-1/2" x 19")




80185NDP-UNF - (27-1/2" x 19")

OVERALL HEIGHT	CORE WIDTH	TANK HEIGHT	TANK WIDTH TOP	TANK WIDTH BOTTOM	TANK THICKNESS	FILLER LOC.	INLET SIZE & LOC.	OUTLET SIZE & LOC.	OUTLET ANGLE UP / IN	ADDITIONAL BUNGS	DRY WEIGHT	PART #
20"	24"	18-3/4"	27-1/2"	27-1/2"	2"	L	1-1/2" R	1-3/4" R	15°/15°	1/2" FPT - L	10 LBS.	80185NDP
20"	24"	18-3/4"	27-1/2"	27-1/2"	2"	L	16 AN-M R	1-3/4" R	15°/15°	1/2" FPT - L	10 LBS.	80185NDP-16
20"	24"	18-3/4"	27-1/2"	27-1/2"	2"	L	20 AN-M R	1-3/4" R	15°/15°	1/2" FPT - L	10 LBS.	80185NDP-20
20"	24"	18-3/4"	28-1/4"	27-1/2"	2"	L	20 AN-F R	1-3/4" R	15°/15°	1/2" FPT - L	10 LBS.	80185NDP-U
20"	24"	18-3/4"	27-1/2"	27-1/2"	2"	R	1-1/2" L	1-3/4" L	15°/15°	1/2" FPT & 3/8" FPT - L	10 LBS.	80185FNDP
20"	24"	18-3/4"	27-1/2"	27-1/2"	2"	R	16 AN-M L	1-3/4" L	15°/15°	3/8" FPT & 1/2" FPT - L	10 LBS.	80185FNDP-16
20"	24"	18-3/4"	27-1/2"	27-1/2"	2"	R	20 AN-M L	1-3/4" L	15°/15°	3/8" FPT & 1/2" FPT - L	10 LBS.	80185FNDP-20
20"	24"	18-3/4"	28-1/4"	27-1/2"	2"	R	20 AN-F L	1-3/4" L	15°/15°	1/2" FPT & 3/8" FPT - L	10 LBS.	80185FNDP-U
20"	24"	18-3/4"	28-1/4"	27-1/2"	2"	NONE	20 AN-F R	1-3/4" R	15°/15°	1/2" FPT - L	10 LBS.	80185NDP-U

UNIVERSAL SINGLE PASS RADIATORS

Universal Radiators are built with two 1" rows for a total core thickness of 2-1/4" and feature 3" tanks.



OVERALL HEIGHT	CORE WIDTH	TANK HEIGHT	TANK WIDTH TOP	TANK WIDTH BOTTOM	TANK THICKNESS	FILLER LOC.	INLET SIZE & LOC.	OUTLET SIZE & LOC.	OUTLET ANGLE UP / IN	DRY WEIGHT	PART #
20"	17-7/8"	18-1/2"	22-3/8"	21-1/2"	3"	R	1-1/2" L	1-3/4" R	30°/10°	11.2 LBS.	80100N
20"	17-7/8"	18-1/2"	22-3/8"	21-1/2"	3"	L	1-1/2" R	1-3/4" L	30°/10°	11.2 LBS.	80100FN
20"	22-3/8"	18-1/2"	27-1/2"	27-1/2"	3"	NONE	1-1/2" L	1-3/4" R	30°/10°	13.7 LBS.	80101-1N
20"	22-3/8"	18-1/2"	27-1/2"	27-1/2"	3"	R	1-1/2" L	1-3/4" R	30°/10°	13.6 LBS.	80101N
20"	22-3/8"	18-1/2"	27-1/2"	27-1/2"	3"	R	16 AN-M L	1-3/4" R	30°/10°	13.6 LBS.	80101N-16
20"	22-3/8"	18-1/2"	27-1/2"	27-1/2"	3"	L	1-1/2" R	1-3/4" L	0°	13.6 LBS.	80101FN
21"	27-1/2"	18-1/2"	32"	31"	3"	L	1-1/2" R	1-3/4" L	30°/10°	15 LBS.	80102FN
21"	27-1/2"	18-1/2"	32"	31"	3"	R	1-1/2" L	1-3/4" R	30°/10°	15 LBS.	80102N
21"	27-1/2"	18-1/2"	32"	31"	3"	R	16 AN-M L	1-3/4" R	30°/10°	15 LBS.	80102N-16
21"	27-1/2"	18-1/2"	30-7/8"	30-7/8"	3"	NONE	1-1/2" L	1-3/4" R	30° UP	15 LBS.	80102-2N
20"	22-3/8"	18-1/2"	26-3/4"	26"	3"	R	1-1/2" L	1-3/4" R	30°/10°	13.2 LBS.	80103N
20"	22-3/8"	18-1/2"	26-3/4"	26"	3"	L	1-1/2" R	1-3/4" L	30°/10°	13.2 LBS.	80103FN
20"	22-3/8"	18-1/2"	26-3/4"	26"	3"	R	16 AN-M L	1-3/4" R	30°/10°	13.2 LBS.	80103N-16
17-5/16"	22-3/8"	15-7/8"	27-1/2"	27-1/2"	3"	R	1-1/2" L	1-3/4" R	30°/10°	14.1 LBS.	80116N
20"	20"	18-1/2"	24-1/4"	23-1/2"	3"	R	1-1/2" L	1-3/4" R	30° UP	14.1 LBS.	80127N
20"	20"	18-1/2"	24-1/4"	23-1/2"	3"	L	1-1/2" R	1-3/4" L	30° UP	14.1 LBS.	80127FN
20"	20"	18-1/2"	24-1/2"	23-1/2"	3"	L	16 AN R	1 3/4" R	30/10	14.1 LBS.	80127N-16
19-9/16"	24-3/8"	18-1/2"	28-3/4"	28"	3"	R	16 AN R	1-3/4" R	30°/10°	14.3 LBS.	80130N-16

FOR EXTRA STEERING BOX CLEARANCE

15-1/8"	17-7/8"	15-1/6"	22-7/8"	22-7/8"	3"	NONE	1-1/2" L	1-3/4" R	20°/ 25°	9.75	80128N*
---------	---------	---------	---------	---------	----	------	----------	----------	----------	------	---------


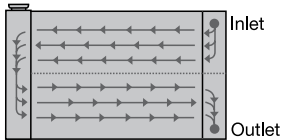
* ANGLED DRIVER TANK - INLET IS ANGLED 15° UP 10° OUT.

UNIVERSAL DOUBLE PASS RADIATORS

AFCO double pass radiators give increased cooling over standard type radiators, with less than 2 oz. of added weight. Common temperature drops are 10-20° F when replacing a standard configuration radiator with equal core size. This keeps your mind off the water temperature and puts it on the race track.

HOW IT WORKS

Double pass radiators gain their efficiency by first passing the fluid through the top half of the radiator and then the bottom half, giving the radiator the ability to dissipate heat twice.



We use our exclusive 360 degree TIG-welded baffle that splits the radiator core into two sections. This 360 degree baffle in a sense creates two radiators out of one and ensures that you won't have any coolant that has entered the radiator but never made it across the core. This is superior to utilizing silicone to seal internal baffles, or worse, a partial weld that allows the coolant to bypass the radiator core completely.



80100NDP - (22" x 19")

Available in "Thermal Coating" - Call for details.


All AFCO Radiators are available with an optional black "Thermal Coating" finish for improved cooling.



Swivel-neck Aluminum Thermostat Housings

Allows for easy installation of Double Pass Radiators.

80312-15 (15° Neck)



80100NDP - (22" x 19")

80101NDP - (27-1/2" x 19")

80101NDP-16 - (27-1/2" x 19")

80102NDP-16 - (31" x 19")

No filler neck. 80119N - (26" x 19")

No filler neck. 80120N - (31" x 19")

80124N - (27-1/2" x 19")

80126N - (31" x 19")

80127NDP - (24" x 19")

No filler neck. 80133N - (27-1/2" x 16")

OVERALL HEIGHT	CORE WIDTH	TANK HEIGHT	TANK WIDTH TOP	TANK WIDTH BOTTOM	TANK THICKNESS	FILLER LOC.	INLET SIZE & LOC.	OUTLET SIZE & LOC.	OUTLET ANGLE UP / IN	DRY WEIGHT	PART #
20"	17-7/8"	18-1/2"	22-1/4"	21-1/2"	3"	L	1-1/2" R	1-3/4" R	30°/10°	11.3 LBS.	80100NDP
20"	22-3/8"	18-1/2"	27-1/2"	27-1/2"	3"	L	1-1/2" R	1-3/4" R	30°/10°	13.7 LBS.	80101NDP
20"	22-3/8"	18-1/2"	27-1/2"	27-1/2"	3"	L	16 AN-M R	1-3/4" R	30°/10°	13.7 LBS.	80101NDP-16
21"	27-1/2"	18-1/2"	31-3/4"	31"	3"	L	16 AN-M R	1-3/4" R	30°/10°	15 LBS.	80102NDP-16
20"	22-3/8"	18-1/2"	25-3/4"	25-3/4"	3"	NONE*	1-1/2" R	1-3/4" R	30°/10°	13.2 LBS.	80119N*
21"	27-1/2"	18-1/2"	30-3/4"	30-3/4"	3"	NONE*	1-1/2" R	1-3/4" R	30°/10°	15 LBS.	80120N*
20"	22-3/8"	18-1/2"	26-3/4"	25-7/8"	3"	L	1-1/2" R	1-3/4" R	30°/10°	13.2 LBS.	80124N
21"	27-1/2"	18-1/2"	31-3/4"	31"	3"	L	1-1/2" R	1-3/4" R	30°/10°	15 LBS.	80126N
20"	20"	18-1/2"	24-1/4"	23-1/2"	3"	L	1-1/2" R	1-3/4" R	30° UP	14.1 LBS.	80127NDP
16"	22-3/8"	16"	27-1/2"	27-1/2"	3"	NONE	1-1/4" R	1-1/2" R	0°	13.2 LBS.	80133N**

*1/4" FNT PIPE FITTED WITH AIR BLEED.

**TWO 2/4" FP TEMP BUNG.

HIGH PERFORMANCE COOLING

MUSTANG RACING RADIATORS

This radiator was designed to fit Fox Body Mustangs ('79-'93) with little to no fabrication required. This radiator was designed as an easy "race-fit" application for Fox Body Mustangs ('79-'93). Fabricating a new top bracket or purchase of #80109B bracket sold below is required to install. Due to the thickness of this radiator, fitment on air-conditioned cars retaining the factory fan shroud requires this shroud to be notched for air compressor clearance.

- Perfect choice for your engine swap project.
- Stock hose inlet and outlets.
- Exceeds factory efficiency - 40% larger core!




80109FS

80109FSD




80109B


ENGINE	HEIGHT	WIDTH	CORE SIZE	PART #
CHEVY (SBC & BBC)	18-1/2"	28-5/8"	24-1/2"	80109N
FORD (SBF & BBF)	18-1/2"	28-5/8"	24-1/2"	80109FN
CHEVY (LSX)	18-1/2"	28-5/8"	24-1/2"	80109NLS
UPPER RADIATOR BRACKET				80109B
SINGLE FAN SHROUD				80109FS
DUAL FAN SHROUD				80109FSD



80109N - (28-5/8" x 18-1/2")



80109FN - (28-5/8" x 18-1/2")



80109NLS - (28-5/8" x 18-1/2")



AFCO DIRECT-FIT HIGH PERFORMANCE RADIATORS

AFCO Direct-Fit High Performance radiators are engineered and manufactured in-house. During the design phase, careful consideration is paid to ensure the finished product maximizes cooling, streamlines installation, and allows years of satisfaction. You will not find a better radiator on the market.

'79-'93 & '94-'95 MUSTANG RADIATORS



81270



81271



- **NA** (No Fan & Shroud: Std.)
- **SS** (Single Satin)
- **SP** (Single Polished)
- **SB** (Single Black)
- **DS** (Dual Fan Satin)
- **DP** (Dual Fan Polished)
- **DB** (Dual Fan Black)

BUILD YOUR PART NUMBER

'73 - '93 **81270** 28-3/4"(w) x 16-7/8"(h)
 '94 - '95 **81271** 29-1/4"(w) x 16-1/2"(h)

BASE NUMBER

- **S** (Satin: Std.)
- **P** (Polished)
- **B** (Black)
- **F** (Fan & Shroud Only)

FINISH CHOICES

ELECTRIC FAN & SHROUD CHOICES

WITH OR WITHOUT BUILT-IN TRANSMISSION COOLER

- **N** (No Trans. Cooler: Std.)
- **Y** (w/ Trans. Coole)

BUILT-IN TRANS. COOLER

'97-'04 MUSTANG RADIATORS



- **NA** (No Fan & Shroud: Std.)
- **SS** (Single Satin)
- **SP** (Single Polished)
- **SB** (Single Black)
- **DS** (Dual Fan Satin)
- **DP** (Dual Fan Polished)
- **DB** (Dual Fan Black)

BUILD YOUR PART NUMBER

80291 29-3/4"(w) x 17-3/4"(h)

BASE NUMBER

- **S** (Satin: Std.)
- **P** (Polished)
- **B** (Black)
- **F** (Fan & Shroud Only)

FINISH CHOICES

ELECTRIC FAN & SHROUD CHOICES

WITH OR WITHOUT BUILT-IN TRANSMISSION COOLER

- **N** (No Trans. Cooler: Std.)
- **Y** (w/ Trans. Coole)

BUILT-IN TRANS. COOLER

'05 - '09 MUSTANG RADIATORS

- Aluminum construction and TIG-welded.
- Mounts in the factory location.
- Accepts factory fan shroud.
- Two row 1" tube core.
- 28.90" wide x 19.12" tall x 3" thick tanks.
- Installation time less than 1 hour.
- Radiator has condenser mounting.
- Detailed instructions included.




FINISH	HEIGHT	WIDTH	PART #
SATIN	18-1/4"	29"	81281N
POLISHED	18-1/4"	29"	81281Z
BLACK	18-1/4"	29"	81281B

'10 - '14 MUSTANG RADIATORS


- Mounts in the factory location.
- Accepts factory fan shroud.
- Mounting for condenser on the radiator.
- Mounting for external transmission cooler on the radiator.
- Two row 1" tube core.
- 2.61" thick tanks.
- Installation time less than 1 hour.
- Detailed instructions included.

FINISH	HEIGHT	WIDTH	PART #
SATIN	20.88"	28.81"	81283N
POLISHED	20.88"	28.81"	81283Z
BLACK	20.88"	28.81"	81283B



'10 - '11 CAMARO RADIATORS

- Mounts in the factory location.
- Accepts factory fan shroud.
- Condenser mounts on the radiator.
- In-tank transmission cooler standard for automatic and manual cars.
- Two row 1" tube core.
- Installation time less than 1 hour.
- Detailed instructions included.



FINISH	HEIGHT	WIDTH	PART #
SATIN	19.56"	30.84"	80259N
POLISHED	19.56"	30.84"	80259Z
BLACK	19.56"	30.84"	80259B

'14 - '16 C7 CORVETTE RADIATORS

- Direct fit radiator, accepts stock mounting hardware, A/C condenser, and fan shroud.
- Single row 1.50" core, twice the thickness of the stock radiator core.
- Will not fit the Z06 Corvette.
- Aluminum construction and TIG-welded.
- Detailed instructions included.



APPLICATION	OVERALL HEIGHT	OVERALL WIDTH	CORE WIDTH	CORE HEIGHT	CORE LENGTH	PART #
C7 CORVETTE SATIN RADIATOR	17-5/16"	26-7/16"	1-1/2"	17-5/16"	22-7/16"	80292N
C7 CORVETTE POLISHED RADIATOR	17-5/16"	26-7/16"	1-1/2"	17-5/16"	22-7/16"	80292Z
C7 CORVETTE BLACK RADIATOR	17-5/16"	26-7/16"	1-1/2"	17-5/16"	22-7/16"	80292B



HEAT EXCHANGERS

Cooler intake temperatures mean more power. It is just that simple. However, providing your engine with cool air to breathe becomes even more difficult when forced induction is involved.

A supercharger utilizes a heat exchanger mounted low in the front grill which is very similar to a small radiator. Coolant flows separate from the main engine cooling system and circulates internally through the intercooler beneath the supercharger.

While the factory supercharger cooling system is adequate in stock configuration, it struggles to keep up with the multitude of popular modifications that not only deliver more power, but also increase the stress and strain on the engine.

To combat the power loss by excessive heat build up in the supercharger and intake system, AFCO focused on upgrading the weakest component in this cooling system, THE HEAT EXCHANGER.



MORE COOLING CAPACITY

FACTORY



AFCO STANDARD



AFCO STANDARD WITH FANS



COOLER INTAKE TEMPERATURES = MORE HORSEPOWER

Easy Bolt-In Installation

AFCO Heat Exchangers mount in factory locations with no cutting or fabrication of any kind — a TRUE BOLT-IN.

Regains Lost Power

By more effectively cooling intake temperatures, AFCO Heat Exchangers keep the air entering the combustion chamber cooler and more dense, even in high-demand situations. AFCO heat exchangers reduce supercharger coolant temperatures by more than 40 degrees.

Allows for More Consistency

After hard acceleration, especially in drag racing applications, AFCO Heat Exchangers allow the supercharger to cool faster and remain at a constant temperature, which means power delivery is more consistent.

Optimized Design

Using years of experience, advanced design, and thorough testing, AFCO Heat Exchangers are designed to promote optimal air flow and cooling by utilizing proper fin count, tube size, core thickness, and fin serration for all applications.

Quality Construction

Of course, as an AFCO product, quality is second to none. AFCO Heat Exchangers are TIG-welded and feature furnace brazed cores with no epoxy. Each unit is pressure tested before it is shipped.

Installation

AFCO Heat Exchanger installation only requires simple hand tools and approximately 1-2 hours. All needed hardware (except replacement fluid) is included along with detailed instructions.

NEED A CUSTOM HEAT EXCHANGER?

AFCO Racing Products offers custom-built heat exchangers.

**Part #
80005**

Base price includes core, tanks, any fin covers, brackets, and all inlets/outlets, bungs and fittings. Comes in standard satin finish.

BUILD YOUR PART NUMBER...
Example: 80005-S-DS

SINGLE PASS



FINISH CHOICES

- S (Satin: Std.)
- P (Polished)
- B (Black)



ELECTRIC FAN & SHROUD CHOICES

- DS (Dual Fan Satin)
- DP (Dual Fan Polished)
- DB (Dual Fan Black)
- NA (No Fan & Shroud: Std.)

**Part #
80006**

Base price includes core, tanks, any fin covers, brackets, and all inlets/outlets, bungs and fittings. Comes in standard satin finish.

BUILD YOUR PART NUMBER...
Example: 80006-S-DS

DOUBLE PASS



FINISH CHOICES

- S (Satin: Std.)
- P (Polished)
- B (Black)



ELECTRIC FAN & SHROUD CHOICES

- DS (Dual Fan Satin)
- DP (Dual Fan Polished)
- DB (Dual Fan Black)
- NA (No Fan & Shroud: Std.)

JIMMIE BROADAWAY

"My AFCO Street Fighter shocks in front and Eliminator shocks in the back have made my truck very predictable. Love 'em!"



'03 - '04 COBRA MUSTANG HEAT EXCHANGER

The '03-'04 Cobra model uses a dual pass design. This design improves power by creating a more dense (lower temp.) intake charge versus stock. Our double pass design, combined with total grill covering, will increase the cooling ability of the system to drop your inlet temperatures to near ambient while under boost. A 60-70 degree temperature drop is typical compared to the stock system. This is critical in controlling detonation in a supercharged application.

AFCO Heat Exchangers are now available for serious street performance enthusiasts with supercharged applications. AFCO's design incorporates the latest engineering and technology for enhanced coolant flow and improved thermal stabilization. AFCO Heat Exchangers are available as standard (high performance street) or pro series (drag race and extreme street). There is no drilling, cutting, or fabrication required. Detailed instructions included.

2003-2004 COBRA MUSTANG	DIMENSIONS	PART #
COBRA DOUBLE PASS HEAT EXCHANGER	(L - 31") X (W - 3") X (H - 5-13/16")*	80275NDP
COBRA DOUBLE PASS HEAT EXCHANGER (BLACK)	(L - 31") X (W - 3") X (H - 5-13/16")*	80275NDPB
COBRA DOUBLE PASS HEAT EXCHANGER W/ DUAL FAN KIT**	(L - 31") X (W - 5-3/8") X (H - 5-13/16")**	80275PRO
COBRA DOUBLE PASS HEAT EXCHANGER W/ DUAL FAN KIT (BLACK)**	(L - 31") X (W - 5-3/8") X (H - 5-13/16")**	80275PROB
COBRA HEAT EXCHANGER DUAL FAN KIT (FITS 80275NDP)	(L - 24-1/8") X (W - 2-3/8") X (H - 6")	80275NFAN

*OUTSIDE DIMENSIONS TANK TO TANK, TOP TO BOTTOM & FRONT TO BACK OF CORE. **WIDTH MEASUREMENTS INCLUDE FAN WIDTH.

80275PRO



'07 - '12 COBRA SHELBY GT500 HEAT EXCHANGER

- 350% more cooling area than stock.
- Dual 10" SPAL fans with dual relay wiring harness, only on PRO model.
- There is no drilling, cutting, or fabrication required.
- Detailed instructions included.

2007 & UP SHELBY HEAT EXCHANGER	DIMENSIONS	PART #
SHELBY DOUBLE PASS HEAT EXCHANGER	(L - 26-1/4") X (W - 3") X (H - 8-7/8")*	80280NDP
SHELBY DOUBLE PASS HEAT EXCHANGER (BLACK)	(L - 26-1/4") X (W - 3") X (H - 8-7/8")*	80280NDPB
SHELBY DOUBLE PASS HEAT EXCHANGER W/ FANS	(L - 26-1/4") X (W - 5-3/8") X (H - 11-3/8")**	80280PRO
SHELBY DOUBLE PASS HEAT EXCHANGER W/ FANS (BLACK)**	(L - 26-1/4") X (W - 5-3/8") X (H - 8-7/8")**	80280PROB

*OUTSIDE DIMENSIONS TANK TO TANK, TOP TO BOTTOM & FRONT TO BACK OF CORE. **WIDTH MEASUREMENTS INCLUDE FAN WIDTH.

80280PROB



80280PRO



'99 - '04 F-150 LIGHTNING/HARLEY HEAT EXCHANGERS

The 80245N offers huge gains over the factory model by offering more surface area, volume, and superior core construction. It is a single pass system and can be installed in less than 30 minutes. There is no drilling, cutting, or fabrication required. Detailed instructions included.

The 80249N offers even more cooling capacity by adding a double pass design (uses a baffle to pass the coolant through the core twice). The dual fan kit adds over 1080 CFM of constant airflow to further the cooling system. Detailed instructions included.

1999-2004 F-150 LIGHTNING / HARLEY	DIMENSIONS	SATIN FINISH	PRICE	BLACK FINISH
LIGHTNING HEAT EXCHANGER	(L - 26-3/8") X (W - 3") X (H - 8-7/8")*	80245N		80245NB
DOUBLE PASS LIGHTNING HEAT EXCHANGER	(L - 26-3/8") X (W - 3") X (H - 8-7/8")*	80249N		80249NB
DOUBLE PASS LIGHTNING HEAT EXCHANGER W/ FAN KIT**	(L - 26-3/8") X (W - 5-3/8") X (H - 8-7/8")*	80249N-FS		80249N-FSB
LIGHTNING HEAT EXCHANGER FAN KIT ONLY	(L - 22-11/32") X (W - 2-5/32") X (H - 8-7/8")*	80249NFAN***		80249NFANB***

*OUTSIDE DIMENSIONS TANK TO TANK, TOP TO BOTTOM & FRONT TO BACK OF CORE.

**WIDTH MEASUREMENTS INCLUDE FAN WIDTH.

***FAN KIT IS NOT COMPATIBLE WITH STANDARD STYLE 80245N.



'10 - '14 SUPERCHARGED F-150/RAPTOR HEAT EXCHANGERS

The 80284 is over 3 times thicker than competitor heat exchangers. The 80284 offers increased surface area, volume, and a double pass design (uses a baffle to pass the coolant through the core twice) to help reduce coolant temperatures by as much as 30°F. The 80284PRO comes with the dual fans which adds over 1600 CFM of constant airflow (800 CFM per fan) to reduce heat soak when there is reduced air flow through the heat exchanger. The heat exchanger can be installed in approximately 1 hour. These heat exchangers will fit Roush or Whipple supercharger kits. Whipple installations require extra mounting brackets. There is no drilling, cutting, or fabrication required. Detailed instructions included.

2010 & UP SUPERCHARGED F-150 / RAPTOR	DIMENSIONS	SATIN FINISH	PRICE	BLACK FINISH
DOUBLE PASS F150/RAPTOR HEAT EXCHANGER	(L - 26") X (W - 3") X (H - 15-3/32")*	80284NDP		80284NDPB
DOUBLE PASS F150/RAPTOR HEAT EXCHANGER W/ FAN KIT	(L - 26") X (W - 5") X (H - 15-3/32")*	80284PRO		80284PROB
WHIPPLE MOUNTING BRACKET KIT		80284WHIPPLE		

*OUTSIDE DIMENSIONS TANK TO TANK, TOP TO BOTTOM & FRONT TO BACK OF CORE.



'10-'15 SS & '12-'15 ZL1 CAMARO HEAT EXCHANGERS

AFCO's NEW Camaro heat exchanger is a double pass design with 350% more cooling area than stock. It is available with or without 10" SPAL fans and fits the '12-'15 ZL1 Camaro & '10-'15 Camaro SS with aftermarket supercharger. There is no cutting or fabrication required. Two holes must be drilled for installation.

- Double pass design.
- **350% more cooling area than stock.**
- Dual 10" SPAL fans with wiring harness and relay.
- Also fits '10-'15 Camaro SS with aftermarket supercharger.
- All hardware and detailed instructions included.
- Available with an optional black "Thermal Coating" finish for improved cooling.

APPLICATIONS	DIMENSIONS	PART #
ZL1 HEAT EXCHANGER W/O FANS	(L - 26-1/4") X (W - 3") X (H - 11-1/8")*	80283NDP
ZL1 HEAT EXCHANGER W/O FANS - BLACK	(L - 26-1/4") X (W - 3") X (H - 11-1/8")*	80283NDPB
ZL1 HEAT EXCHANGER W/ FANS	(L - 26-1/4") X (W - 2-5/16") X (H - 11-3/8")*	80283PRO
ZL1 HEAT EXCHANGER W/ FANS - BLACK	(L - 26-1/4") X (W - 2-5/16") X (H - 11-3/8")*	80283PROB

*OUTSIDE DIMENSIONS TANK TO TANK, TOP TO BOTTOM & FRONT TO BACK OF CORE. FAN WIDTH MEASURES 2-1/16".

NEW!

80283PROB




80283PRO



2016 GEN 6 ZL1 CAMARO HEAT EXCHANGERS

- Direct fit heat exchanger kit that installs in approximately 3-5 hours.
- No drilling or fabrication required.
- All aluminum TIG-welded construction.
- All hardware and detailed installation instructions included.
- Available with an optional black "Thermal Coating" finish for improved cooling.
- Single row 1.50" core.
- Double pass design.
- 80297NDP-Kit includes 1 80297NDP-1 and 2 80297NDP-2 heat exchangers.

NEW!



APPLICATIONS	DIMENSIONS	PART #
CAMARO ZL1 KIT	-	80297NDP
CAMARO ZL1 - MAIN HEAT EXCHANGER	(L - 22-15/16") X (W - 2-1/16") X (H - 13-3/4")	80297NDP-1
CAMARO ZL1 - SIDE HEAT EXCHANGER	(L - 9-7/16") X (W - 2-1/16") X (H - 11")	80297NDP-2

C7 Z06 CORVETTE HEAT EXCHANGERS

AFCO's C7 Z06 Corvette heat exchanger is an all-aluminum, double pass design that lowers coolant temperature by 20° F. It is a direct-fit heat exchanger and it installs in approximately 3-5 hours. There is no drilling, cutting, or fabrication required.

APPLICATIONS	DIMENSIONS	PART #
C7 Z06 CORVETTE HEAT EXCHANGER W/O FANS	(L - 22") X (W - 3") X (H - 9-9/16")*	80294NDP
C7 Z06 CORVETTE HEAT EXCHANGER W/O FANS - BLACK	(L - 22") X (W - 3") X (H - 9-9/16")*	80294NDPB

*OUTSIDE DIMENSIONS TANK TO TANK, TOP TO BOTTOM & FRONT TO BACK OF CORE.

- Dual row 1.00" core vs. single row 1.38" on OEM unit.
- Double pass design for maximum temperature drop.
- Expect as much as 20° F drop in coolant temperature.
- All aluminum TIG-welded construction.
- Installation time approximately 3-5 hours.
- Available with an optional black "Thermal Coating" finish for improved cooling.
- All hardware and detailed installation instructions included.



'09-'15 CADILLAC CTS-V HEAT EXCHANGERS

AFCO's NEW Cadillac CTS-V heat exchanger is an all-aluminum, double pass design that lowers coolant temperature by 20° F. It is a direct fit heat exchanger and it installs in approximately 2 hours. There is no drilling, cutting, or fabrication required.

APPLICATIONS	DIMENSIONS	PART #
CADILLAC CTS-V HEAT EXCHANGER	(L - 21") X (W - 2-1/16") X (H - 15")*	80293NDP
CADILLAC CTS-V HEAT EXCHANGER - BLACK	(L - 21") X (W - 2-1/16") X (H - 15")*	80293NDPB

*OUTSIDE DIMENSIONS TANK TO TANK, TOP TO BOTTOM & FRONT TO BACK OF CORE.


- Single row 1-1/2" core vs OEM single row 5/8" core, 2.4 times thicker than OEM.
- Double pass design for maximum temperature drop and to utilize entire core (OEM was single pass).
- Maintains a lower and more consistent heat exchanger coolant temperature after a WOT run.
- Expect as much as 20° F drop in coolant temperature.
- All aluminum TIG-welded construction.
- All hardware and detailed installation instructions included.
- Available with an optional black "Thermal Coating" finish for improved cooling.



MUSCLE CAR COOLING

DIRECT FIT RADIATORS

- Perfect, bolt-in direct fit.
- 100% aluminum - NO EPOXY.
- Billet filler neck w/ threaded, high capacity overflow tube.
- High performance, dual one inch tubes.
- TIG-welded, laser-cut tanks.
- LS based engine conversions.
- 100% pressure tested.
- Cross flow design.
- OEM size inlets/outlets & petcocks.
- Auto trans fittings in factory location.
- Optional full, show-quality polish or black thermal coating.
- Full 1 year warranty.



HOW TO BUILD YOUR PART NUMBER

1 PICK YOUR RADIATOR...

Part #
80251
BASE NUMBER



Example: **80251-S-NA-N**

2



- S (Satin: Std.)
- P (Polished)
- B (Black)

FINISH CHOICES

3



- NA (No Fan & Shroud: Std.)
- SS (Single Sati)
- SP (Single Polished)
- SB (Single Black)
- DS (Dual Fan Satin)
- DP (Dual Fan Polished)
- DB (Dual Fan Black)

ELECTRIC FAN & SHROUD CHOICES

4

WITH OR
WITHOUT BUILT-IN
TRANSMISSION
COOLER

- N (No Trans. Cooler: Std.)
- Y (w/ Trans. Cooler)

BUILT-IN TRANS. COOLER

NEED A CUSTOM RADIATOR? SEE PAGE 93.



MUSCLE CAR COOLING

'67-'69 CAMARO



BUILD YOUR PART NUMBER...
Example: 80250-S-NA-N

80250 26"(w) x 18-3/8"(h)
 80251 28"(w) x 18-3/8"(h)
 84251 LS Conv. (Double Pass)
 28"(w) x 17-3/4"(h)*

BASE NUMBER



- **S** (Satin: Std.)
- **P** (Polished)
- **B** (Black)
- **F** (Fan & Shroud Only)

FINISH CHOICES



- **NA** (No Fan & Shroud: Std.)
- **SS** (Single Satin)
- **SP** (Single Polished)
- **SB** (Single Black)
- **DS** (Dual Fan Satin)
- **DP** (Dual Fan Polished)
- **DB** (Dual Fan Black)

ELECTRIC FAN & SHROUD CHOICES

WITH OR WITHOUT BUILT-IN TRANSMISSION COOLER

- **N** (No Trans. Cooler: Std.)
- **Y** (w/ Trans. Cooler)

BUILT-IN TRANS. COOLER

'70-'81 CAMARO



BUILD YOUR PART NUMBER...
Example: 80255-S-NA-N

80255 31-1/4"(w) x 17-1/4"(h)
 84255 LS Conv. (Double Pass)
 31-1/8"(w) x 17-3/4"(h)*

BASE NUMBER



- **S** (Satin: Std.)
- **P** (Polished)
- **B** (Black)
- **F** (Fan & Shroud Only)

FINISH CHOICES



- **NA** (No Fan & Shroud: Std.)
- **SS** (Single Satin)
- **SP** (Single Polished)
- **SB** (Single Black)
- **DS** (Dual Fan Satin)
- **DP** (Dual Fan Polished)
- **DB** (Dual Fan Black)

ELECTRIC FAN & SHROUD CHOICES

WITH OR WITHOUT BUILT-IN TRANSMISSION COOLER

- **N** (No Trans. Cooler: Std.)
- **Y** (w/ Trans. Cooler)

BUILT-IN TRANS. COOLER

* NOT SHOWN

MUSCLE CAR COOLING

'70-'81 FIREBIRD/TA



BUILD YOUR PART NUMBER...
Example: 80290-S-NA-N

80290 32-1/4"(w) x 17-1/4"(h)
 84290 LS Conv. (Double Pass)
 32-1/4"(w) x 17-1/4"(h)*

BASE NUMBER



- **S** (Satin: Std.)
- **P** (Polished)
- **B** (Black)
- **F** (Fan & Shroud Only)

FINISH CHOICES



- **NA** (No Fan & Shroud: Std.)
- **SS** (Single Satin)
- **SP** (Single Polished)
- **SB** (Single Black)
- **DS** (Dual Fan Satin)
- **DP** (Dual Fan Polished)
- **DB** (Dual Fan Black)

ELECTRIC FAN & SHROUD CHOICES

WITH OR WITHOUT BUILT-IN TRANSMISSION COOLER

- **N** (No Trans. Cooler: Std.)
- **Y** (w/ Trans. Coole)

BUILT-IN TRANS. COOLER

'82-'92 CAMARO Z28/IROC - (V8 OEM 26-3/8" CORE)



BUILD YOUR PART NUMBER...
Example: 80257-S-NA-N

80257 30-1/2"(w) x 17-1/2"(h)
 84257 30"(w) x 17-3/4"(h)*

BASE NUMBER



- **S** (Satin: Std.)
- **P** (Polished)
- **B** (Black)
- **F** (Fan & Shroud Only)

FINISH CHOICES



- **NA** (No Fan & Shroud: Std.)
- **SS** (Single Satin)
- **SP** (Single Polished)
- **SB** (Single Black)
- **DS** (Dual Fan Satin)
- **DP** (Dual Fan Polished)
- **DB** (Dual Fan Black)

ELECTRIC FAN & SHROUD CHOICES

WITH OR WITHOUT BUILT-IN TRANSMISSION COOLER

- **N** (No Trans. Cooler: Std.)
- **Y** (w/ Trans. Coole)

BUILT-IN TRANS. COOLER

* NOT SHOWN

MUSCLE CAR COOLING

'66-'67 CHEVELLE



BUILD YOUR PART NUMBER...
Example: 80252-S-NA-N

80252 25"(w) x 21-3/8"(h)
 OEM Style Vertical

84252 LS Conv. (Double Pass)
 25-1/4"(w) x 19-1/2"(h)*

BASE NUMBER



- **S** (Satin: Std.)
- **P** (Polished)
- **B** (Black)
- **F** (Fan & Shroud Only)

FINISH CHOICES



- **NA** (No Fan & Shroud: Std.)
- **SS** (Single Satin)
- **SP** (Single Polished)
- **SB** (Single Black)
- **DS** (Dual Fan Satin)
- **DP** (Dual Fan Polished)
- **DB** (Dual Fan Black)

ELECTRIC FAN & SHROUD CHOICES

WITH OR WITHOUT BUILT-IN TRANSMISSION COOLER

- **N** (No Trans. Cooler: Std.)
- **Y** (w/ Trans. Coole)

BUILT-IN TRANS. COOLER

'68-'77 CHEVELLE



BUILD YOUR PART NUMBER...
Example: 80253-S-NA-N

80253 34-1/4"(w) x 17-3/4"(h)

84253 LS Conv. (Double Pass)
 32-1/2"(w) x 17-3/4"(h)*

BASE NUMBER



- **S** (Satin: Std.)
- **P** (Polished)
- **B** (Black)
- **F** (Fan & Shroud Only)

FINISH CHOICES



- **NA** (No Fan & Shroud: Std.)
- **SS** (Single Satin)
- **SP** (Single Polished)
- **SB** (Single Black)
- **DS** (Dual Fan Satin)
- **DP** (Dual Fan Polished)
- **DB** (Dual Fan Black)

ELECTRIC FAN & SHROUD CHOICES

WITH OR WITHOUT BUILT-IN TRANSMISSION COOLER

- **N** (No Trans. Cooler: Std.)
- **Y** (w/ Trans. Cool)

BUILT-IN TRANS. COOLER

* NOT SHOWN

MUSCLE CAR COOLING

'62-'67 NOVA



**BUILD YOUR PART NUMBER...
Example: 80285-S-NA-N**

23-1/2" Core Support	80285	22-1/4"(w) x 20-1/8"(h)*
23-1/2" Core Support	84285	22-1/4"(w) x 20-1/8"(h) LS Conversion*
	80286	23-1/4"(w) x 20-1/4"(h) OEM Style Vertical
24-1/2" Core Support	80287	23-1/4"(w) x 20"(h)
24-1/2" Core Support	84287	LS Conv. (Double Pass) 23-1/4"(w) x 20"(h)*

BASE NUMBER



80286



80287

- **S** (Satin: Std.)
- **P** (Polished)
- **B** (Black)
- **F** (Fan & Shroud Only)

FINISH CHOICES



- **NA** (No Fan & Shroud: Std.)
- **SS** (Single Satin)
- **SP** (Single Polished)
- **SB** (Single Black)
- **DS** (Dual Fan Satin)
- **DP** (Dual Fan Polished)
- **DB** (Dual Fan Black)

ELECTRIC FAN & SHROUD CHOICES

WITH OR WITHOUT BUILT-IN TRANSMISSION COOLER

- **N** (No Trans. Cooler: Std.)
- **Y** (w/ Trans. Coole)

BUILT-IN TRANS. COOLER

'68-'74 NOVA



**BUILD YOUR PART NUMBER...
Example: 80288-S-NA-N**

'68-'74 SBC 20" Core Support	80288	25-1/2"(w) x 17-3/4"(h)
'72-'74 SBC 22-3/8" Core Support	80289	28"(w) x 17-3/4"(h)
'68-'72 BBC 22-3/8" Core Support	80289	28"(w) x 17-3/4"(h)

BASE NUMBER



- **S** (Satin: Std.)
- **P** (Polished)
- **B** (Black)
- **F** (Fan & Shroud Only)

FINISH CHOICES



- **NA** (No Fan & Shroud: Std.)
- **SS** (Single Satin)
- **SP** (Single Polished)
- **SB** (Single Black)
- **DS** (Dual Fan Satin)
- **DP** (Dual Fan Polished)
- **DB** (Dual Fan Black)

ELECTRIC FAN & SHROUD CHOICES

WITH OR WITHOUT BUILT-IN TRANSMISSION COOLER

- **N** (No Trans. Cooler: Std.)
- **Y** (w/ Trans. Coole)

BUILT-IN TRANS. COOLER

* NOT SHOWN

MUSCLE CAR COOLING

'75-'79 NOVA



BUILD YOUR PART NUMBER...
Example: 80255-S-NA-N

80255 31-1/4"(w) x 17-1/4"(h)
 84255 LS Conv. (Double Pass)
 31-1/8"(w) x 17-3/4"(h)*

BASE NUMBER



- **S** (Satin: Std.)
- **P** (Polished)
- **B** (Black)
- **F** (Fan & Shroud Only)

FINISH CHOICES



- **NA** (No Fan & Shroud: Std.)
- **SS** (Single Satin)
- **SP** (Single Polished)
- **SB** (Single Black)
- **DS** (Dual Fan Satin)
- **DP** (Dual Fan Polished)
- **DB** (Dual Fan Black)

ELECTRIC FAN & SHROUD CHOICES

WITH OR WITHOUT BUILT-IN TRANSMISSION COOLER

- **N** (No Trans. Cooler: Std.)
- **Y** (w/ Trans. Coole)

BUILT-IN TRANS. COOLER

'70-'77 MONTE CARLO



BUILD YOUR PART NUMBER...
Example: 80253-S-NA-N

80253 34-1/4"(w) x 17-3/4"(h)
 84253 LS Conv. (Double Pass)
 32-1/2"(w) x 17-3/4"(h)*

BASE NUMBER



- **S** (Satin: Std.)
- **P** (Polished)
- **B** (Black)
- **F** (Fan & Shroud Only)

FINISH CHOICES



- **NA** (No Fan & Shroud: Std.)
- **SS** (Single Satin)
- **SP** (Single Polished)
- **SB** (Single Black)
- **DS** (Dual Fan Satin)
- **DP** (Dual Fan Polished)
- **DB** (Dual Fan Black)

ELECTRIC FAN & SHROUD CHOICES

WITH OR WITHOUT BUILT-IN TRANSMISSION COOLER

- **N** (No Trans. Cooler: Std.)
- **Y** (w/ Trans. Coole)

BUILT-IN TRANS. COOLER

* NOT SHOWN

MUSCLE CAR COOLING

'78-'88 MONTE CARLO V8/SS



BUILD YOUR PART NUMBER...
Example: 80258-S-NA-N

80258 30-1/2"(w) x 17-1/4"(h)
 84258 LS Conv. (Double Pass)
 29-1/2"(w) x 17-3/4"(h)*

BASE NUMBER



- **S** (Satin: Std.)
- **P** (Polished)
- **B** (Black)
- **F** (Fan & Shroud Only)

FINISH CHOICES



- **NA** (No Fan & Shroud: Std.)
- **SS** (Single Satin)
- **SP** (Single Polished)
- **SB** (Single Black)
- **DS** (Dual Fan Satin)
- **DP** (Dual Fan Polished)
- **DB** (Dual Fan Black)

ELECTRIC FAN & SHROUD CHOICES

WITH OR WITHOUT BUILT-IN TRANSMISSION COOLER

- **N** (No Trans. Cooler: Std.)
- **Y** (w/ Trans. Coole)

BUILT-IN TRANS. COOLER

'73-'76 CORVETTE



BUILD YOUR PART NUMBER...
Example: 80265-S-NA-N

80265 31-1/2"(w) x 17-3/4"(h)

BASE NUMBER



- **S** (Satin: Std.)
- **P** (Polished)
- **B** (Black)
- **F** (Fan & Shroud Only)

FINISH CHOICES



- **NA** (No Fan & Shroud: Std.)
- **SS** (Single Satin)
- **SP** (Single Polished)
- **SB** (Single Black)
- **DS** (Dual Fan Satin)
- **DP** (Dual Fan Polished)
- **DB** (Dual Fan Black)

ELECTRIC FAN & SHROUD CHOICES

WITH OR WITHOUT BUILT-IN TRANSMISSION COOLER

- **N** (No Trans. Cooler: Std.)
- **Y** (w/ Trans. Coole)

BUILT-IN TRANS. COOLER

* NOT SHOWN

MUSCLE CAR COOLING

'71-'79 BELAIR/BISCAYNE IMPALA



- **S** (Satin: Std.)
- **P** (Polished)
- **B** (Black)
- **F** (Fan & Shroud Only)

FINISH CHOICES



- **NA** (No Fan & Shroud: Std.)
- **SS** (Single Satin)
- **SP** (Single Polished)
- **SB** (Single Black)
- **DS** (Dual Fan Satin)
- **DP** (Dual Fan Polished)
- **DB** (Dual Fan Black)

ELECTRIC FAN & SHROUD CHOICES

WITH OR WITHOUT BUILT-IN TRANSMISSION COOLER

- **N** (No Trans. Cooler: Std.)
- **Y** (w/ Trans. Coole)

BUILT-IN TRANS. COOLER

**BUILD YOUR PART NUMBER...
Example: 80253-S-NA-N**

80253 34-1/4"(w) x 17-3/4"(h)
84253 LS Conv. (Double Pass)
32-1/2"(w) x 17-3/4"(h)*

BASE NUMBER

'80-'86 IMPALA/CAPRICE



- **S** (Satin: Std.)
- **P** (Polished)
- **B** (Black)
- **F** (Fan & Shroud Only)

FINISH CHOICES



- **NA** (No Fan & Shroud: Std.)
- **SS** (Single Satin)
- **SP** (Single Polished)
- **SB** (Single Black)
- **DS** (Dual Fan Satin)
- **DP** (Dual Fan Polished)
- **DB** (Dual Fan Black)

ELECTRIC FAN & SHROUD CHOICES

WITH OR WITHOUT BUILT-IN TRANSMISSION COOLER

- **N** (No Trans. Cooler: Std.)
- **Y** (w/ Trans. Coole)

BUILT-IN TRANS. COOLER

**BUILD YOUR PART NUMBER...
Example: 80258-S-NA-N**

80258 30-1/2"(w) x 17-1/4"(h)
84258 LS Conv. (Double Pass)
29-1/2"(w) x 17-3/4"(h)*

BASE NUMBER

* NOT SHOWN

MUSCLE CAR COOLING

'69-'73 SKYLARK/APOLLO



BUILD YOUR PART NUMBER...
Example: 80253-S-NA-N

80253 34-1/4"(w) x 17-3/4"(h)
 84253 LS Conv. (Double Pass)
 32-1/2"(w) x 17-3/4"(h)*

BASE NUMBER

- **S** (Satin: Std.)
- **P** (Polished)
- **B** (Black)
- **F** (Fan & Shroud Only)

FINISH CHOICES

- **NA** (No Fan & Shroud: Std.)
- **SS** (Single Satin)
- **SP** (Single Polished)
- **SB** (Single Black)
- **DS** (Dual Fan Satin)
- **DP** (Dual Fan Polished)
- **DB** (Dual Fan Black)

ELECTRIC FAN & SHROUD CHOICES

WITH OR WITHOUT BUILT-IN TRANSMISSION COOLER

- **N** (No Trans. Cooler: Std.)
- **Y** (w/ Trans. Coole)

BUILT-IN TRANS. COOLER

'75-'79 SKYLARK/APOLLO



BUILD YOUR PART NUMBER...
Example: 80255-S-NA-N

80255 31-1/4"(w) x 17-1/4"(h)
 84255 LS Conv. (Double Pass)
 31-1/8"(w) x 17-3/4"(h)*

BASE NUMBER

- **S** (Satin: Std.)
- **P** (Polished)
- **B** (Black)
- **F** (Fan & Shroud Only)

FINISH CHOICES

- **NA** (No Fan & Shroud: Std.)
- **SS** (Single Satin)
- **SP** (Single Polished)
- **SB** (Single Black)
- **DS** (Dual Fan Satin)
- **DP** (Dual Fan Polished)
- **DB** (Dual Fan Black)

ELECTRIC FAN & SHROUD CHOICES

WITH OR WITHOUT BUILT-IN TRANSMISSION COOLER

- **N** (No Trans. Cooler: Std.)
- **Y** (w/ Trans. Coole)

BUILT-IN TRANS. COOLER

* NOT SHOWN

MUSCLE CAR COOLING

'73-'77 REGAL/GRAND SPORT



BUILD YOUR PART NUMBER...
Example: 80253-S-NA-N

80253 34-1/4"(w) x 17-3/4"(h)
 84253 LS Conv. (Double Pass)
 32-1/2"(w) x 17-3/4"(h)*

BASE NUMBER



- **S** (Satin: Std.)
- **P** (Polished)
- **B** (Black)
- **F** (Fan & Shroud Only)

FINISH CHOICES



- **NA** (No Fan & Shroud: Std.)
- **SS** (Single Satin)
- **SP** (Single Polished)
- **SB** (Single Black)
- **DS** (Dual Fan Satin)
- **DP** (Dual Fan Polished)
- **DB** (Dual Fan Black)

ELECTRIC FAN & SHROUD CHOICES

WITH OR WITHOUT BUILT-IN TRANSMISSION COOLER

- **N** (No Trans. Cooler: Std.)
- **Y** (w/ Trans. Coole)

BUILT-IN TRANS. COOLER

'78-'87 REGAL/GRAND NATIONAL/GNX



BUILD YOUR PART NUMBER...
Example: 80258-S-NA-N

80258 30-1/4"(w) x 17-1/4"(h)
 84258 LS Conv. (Double Pass)
 29-1/2"(w) x 17-3/4"(h)*

BASE NUMBER



- **S** (Satin: Std.)
- **P** (Polished)
- **B** (Black)
- **F** (Fan & Shroud Only)

FINISH CHOICES



- **NA** (No Fan & Shroud: Std.)
- **SS** (Single Satin)
- **SP** (Single Polished)
- **SB** (Single Black)
- **DS** (Dual Fan Satin)
- **DP** (Dual Fan Polished)
- **DB** (Dual Fan Black)

ELECTRIC FAN & SHROUD CHOICES

WITH OR WITHOUT BUILT-IN TRANSMISSION COOLER

- **N** (No Trans. Cooler: Std.)
- **Y** (w/ Trans. Coole)

BUILT-IN TRANS. COOLER

* NOT SHOWN

MUSCLE CAR COOLING

'66-'77 CUTLASS/442/HURST OLDS



BUILD YOUR PART NUMBER...
Example: 80253-S-NA-N

80253 34-1/4"(w) x 17-3/4"(h)
 84253 LS Conv. (Double Pass)
 32-1/2"(w) x 17-3/4"(h)*

BASE NUMBER



- **S** (Satin: Std.)
- **P** (Polished)
- **B** (Black)
- **F** (Fan & Shroud Only)

FINISH CHOICES



- **NA** (No Fan & Shroud: Std.)
- **SS** (Single Satin)
- **SP** (Single Polished)
- **SB** (Single Black)
- **DS** (Dual Fan Satin)
- **DP** (Dual Fan Polished)
- **DB** (Dual Fan Black)

ELECTRIC FAN & SHROUD CHOICES

WITH OR WITHOUT BUILT-IN TRANSMISSION COOLER

- **N** (No Trans. Cooler: Std.)
- **Y** (w/ Trans. Coole)

BUILT-IN TRANS. COOLER

'78-'88 CUTLASS/442/HURST OLDS



BUILD YOUR PART NUMBER...
Example: 80258-S-NA-N

80258 30-1/2"(w) x 17-1/4"(h)
 84258 LS Conv. (Double Pass)
 29-1/2"(w) x 17-3/4"(h)*

BASE NUMBER



- **S** (Satin: Std.)
- **P** (Polished)
- **B** (Black)
- **F** (Fan & Shroud Only)

FINISH CHOICES



- **NA** (No Fan & Shroud: Std.)
- **SS** (Single Satin)
- **SP** (Single Polished)
- **SB** (Single Black)
- **DS** (Dual Fan Satin)
- **DP** (Dual Fan Polished)
- **DB** (Dual Fan Black)

ELECTRIC FAN & SHROUD CHOICES

WITH OR WITHOUT BUILT-IN TRANSMISSION COOLER

- **N** (No Trans. Cooler: Std.)
- **Y** (w/ Trans. Coole)

BUILT-IN TRANS. COOLER

* NOT SHOWN

MUSCLE CAR COOLING

'64-'67 GTO



BUILD YOUR PART NUMBER...
Example: 80298-S-NA-N

80298 25"(w) x 19-1/2"(h)
 84298 LS Conv. (Double Pass)
 25"(w) x 19-1/2"(h)*

BASE NUMBER



- **S** (Satin: Std.)
- **P** (Polished)
- **B** (Black)
- **F** (Fan & Shroud Only)

FINISH CHOICES



- **NA** (No Fan & Shroud: Std.)
- **SS** (Single Satin)
- **SP** (Single Polished)
- **SB** (Single Black)
- **DS** (Dual Fan Satin)
- **DP** (Dual Fan Polished)
- **DB** (Dual Fan Black)

ELECTRIC FAN & SHROUD CHOICES

WITH OR WITHOUT BUILT-IN TRANSMISSION COOLER

- **N** (No Trans. Cooler: Std.)
- **Y** (w/ Trans. Coole)

BUILT-IN TRANS. COOLER

'68-'74 GTO/LEMANS/TEMPEST



BUILD YOUR PART NUMBER...
Example: 80253-S-NA-N

80253 34-1/4"(w) x 17-3/4"(h)
 84253 LS Conv. (Double Pass)
 32-1/2"(w) x 17-3/4"(h)*

BASE NUMBER



- **S** (Satin: Std.)
- **P** (Polished)
- **B** (Black)
- **F** (Fan & Shroud Only)

FINISH CHOICES



- **NA** (No Fan & Shroud: Std.)
- **SS** (Single Satin)
- **SP** (Single Polished)
- **SB** (Single Black)
- **DS** (Dual Fan Satin)
- **DP** (Dual Fan Polished)
- **DB** (Dual Fan Black)

ELECTRIC FAN & SHROUD CHOICES

WITH OR WITHOUT BUILT-IN TRANSMISSION COOLER

- **N** (No Trans. Cooler: Std.)
- **Y** (w/ Trans. Coole)

BUILT-IN TRANS. COOLER

* NOT SHOWN

MUSCLE CAR COOLING

'72-'77 GRAND PRIX



BUILD YOUR PART NUMBER...
Example: 80253-S-NA-N

80253 34-1/4"(w) x 17-3/4"(h)
 84253 LS Conv. (Double Pass)
 32-1/2"(w) x 17-3/4"(h)*

BASE NUMBER



- **S** (Satin: Std.)
- **P** (Polished)
- **B** (Black)
- **F** (Fan & Shroud Only)

FINISH CHOICES



- **NA** (No Fan & Shroud: Std.)
- **SS** (Single Satin)
- **SP** (Single Polished)
- **SB** (Single Black)
- **DS** (Dual Fan Satin)
- **DP** (Dual Fan Polished)
- **DB** (Dual Fan Black)

ELECTRIC FAN & SHROUD CHOICES

WITH OR WITHOUT BUILT-IN TRANSMISSION COOLER

- **N** (No Trans. Cooler: Std.)
- **Y** (w/ Trans. Coole)

BUILT-IN TRANS. COOLER

'78-'87 GRAND PRIX



BUILD YOUR PART NUMBER...
Example: 80258-S-NA-N

80258 30-1/2"(w) x 17-1/4"(h)
 84258 LS Conv. (Double Pass)
 29-1/2"(w) x 17-3/4"(h)*

BASE NUMBER



- **S** (Satin: Std.)
- **P** (Polished)
- **B** (Black)
- **F** (Fan & Shroud Only)

FINISH CHOICES



- **NA** (No Fan & Shroud: Std.)
- **SS** (Single Satin)
- **SP** (Single Polished)
- **SB** (Single Black)
- **DS** (Dual Fan Satin)
- **DP** (Dual Fan Polished)
- **DB** (Dual Fan Black)

ELECTRIC FAN & SHROUD CHOICES

WITH OR WITHOUT BUILT-IN TRANSMISSION COOLER

- **N** (No Trans. Cooler: Std.)
- **Y** (w/ Trans. Coole)

BUILT-IN TRANS. COOLER

* NOT SHOWN

MUSCLE CAR COOLING

'68-'77 LEMANS



BUILD YOUR PART NUMBER...
Example: 80253-S-NA-N

80253 34-1/4"(w) x 17-3/4"(h)
 84253 LS Conv. (Double Pass)
 32-1/2"(w) x 17-3/4"(h)*

BASE NUMBER



- **S** (Satin: Std.)
- **P** (Polished)
- **B** (Black)
- **F** (Fan & Shroud Only)

FINISH CHOICES



- **NA** (No Fan & Shroud: Std.)
- **SS** (Single Satin)
- **SP** (Single Polished)
- **SB** (Single Black)
- **DS** (Dual Fan Satin)
- **DP** (Dual Fan Polished)
- **DB** (Dual Fan Black)

ELECTRIC FAN & SHROUD CHOICES

WITH OR WITHOUT BUILT-IN TRANSMISSION COOLER

- **N** (No Trans. Cooler: Std.)
- **Y** (w/ Trans. Coole)

BUILT-IN TRANS. COOLER

'78-'81 LEMANS V8



BUILD YOUR PART NUMBER...
Example: 80258-S-NA-N

80258 30-1/2"(w) x 17-1/4"(h)
 84258 LS Conv. (Double Pass)
 29-1/2"(w) x 17-3/4"(h)*

BASE NUMBER



- **S** (Satin: Std.)
- **P** (Polished)
- **B** (Black)
- **F** (Fan & Shroud Only)

FINISH CHOICES



- **NA** (No Fan & Shroud: Std.)
- **SS** (Single Satin)
- **SP** (Single Polished)
- **SB** (Single Black)
- **DS** (Dual Fan Satin)
- **DP** (Dual Fan Polished)
- **DB** (Dual Fan Black)

ELECTRIC FAN & SHROUD CHOICES

WITH OR WITHOUT BUILT-IN TRANSMISSION COOLER

- **N** (No Trans. Cooler: Std.)
- **Y** (w/ Trans. Coole)

BUILT-IN TRANS. COOLER

* NOT SHOWN

MUSCLE CAR COOLING

'68-'73 TEMPEST/T37



BUILD YOUR PART NUMBER...
Example: 80253-S-NA-N

80253 34-1/4"(w) x 17-3/4"(h)
 84253 LS Conv. (Double Pass)
 32-1/2"(w) x 17-3/4"(h)*

BASE NUMBER



- **S** (Satin: Std.)
- **P** (Polished)
- **B** (Black)
- **F** (Fan & Shroud Only)

FINISH CHOICES



- **NA** (No Fan & Shroud: Std.)
- **SS** (Single Satin)
- **SP** (Single Polished)
- **SB** (Single Black)
- **DS** (Dual Fan Satin)
- **DP** (Dual Fan Polished)
- **DB** (Dual Fan Black)

ELECTRIC FAN & SHROUD CHOICES

WITH OR WITHOUT BUILT-IN TRANSMISSION COOLER

- **N** (No Trans. Cooler: Std.)
- **Y** (w/ Trans. Coole)

BUILT-IN TRANS. COOLER

'67-'72 GM TRUCK

LS Conversion Radiator Available!



BUILD YOUR PART NUMBER...
Example: 80243-S-NA-N

80243 33"(w) x 16-7/8"(h)
 84243 LS Conv. (Double Pass)
 32-1/2"(w) x 16-7/8"(h)*

BASE NUMBER



- **S** (Satin: Std.)
- **P** (Polished)
- **B** (Black)
- **F** (Fan & Shroud Only)

FINISH CHOICES



- **NA** (No Fan & Shroud: Std.)
- **SS** (Single Satin)
- **SP** (Single Polished)
- **SB** (Single Black)
- **DS** (Dual Fan Satin)
- **DP** (Dual Fan Polished)
- **DB** (Dual Fan Black)

ELECTRIC FAN & SHROUD CHOICES

WITH OR WITHOUT BUILT-IN TRANSMISSION COOLER

- **N** (No Trans. Cooler: Std.)
- **Y** (w/ Trans. Coole)

BUILT-IN TRANS. COOLER

* NOT SHOWN

MUSCLE CAR COOLING

'73-'87 FULL-SIZE GM TRUCK



BUILD YOUR PART NUMBER...
Example: 80242-S-NA-N


80242 34-1/8"(w) x 19"(h)
 84242 LS Conv. (Double Pass)
 34-1/8"(w) x 19"(h)*

BASE NUMBER



- **S** (Satin: Std.)
- **P** (Polished)
- **B** (Black)
- **F** (Fan & Shroud Only)

FINISH CHOICES



- **NA** (No Fan & Shroud: Std.)
- **SS** (Single Satin)
- **SP** (Single Polished)
- **SB** (Single Black)
- **DS** (Dual Fan Satin)
- **DP** (Dual Fan Polished)
- **DB** (Dual Fan Black)

ELECTRIC FAN & SHROUD CHOICES

WITH OR WITHOUT BUILT-IN TRANSMISSION COOLER

- **N** (No Trans. Cooler: Std.)
- **Y** (w/ Trans. Coole)

BUILT-IN TRANS. COOLER

'82-'93 S-10 V8 TRUCK



BUILD YOUR PART NUMBER...
Example: 80240-S-NA-N

80240 31-3/4"(w) x 16-3/8"(h)

BASE NUMBER



- **S** (Satin: Std.)
- **P** (Polished)
- **B** (Black)
- **F** (Fan & Shroud Only)

FINISH CHOICES



- **NA** (No Fan & Shroud: Std.)
- **SS** (Single Satin)
- **SP** (Single Polished)
- **SB** (Single Black)
- **DS** (Dual Fan Satin)
- **DP** (Dual Fan Polished)
- **DB** (Dual Fan Black)

ELECTRIC FAN & SHROUD CHOICES

WITH OR WITHOUT BUILT-IN TRANSMISSION COOLER

- **N** (No Trans. Cooler: Std.)
- **Y** (w/ Trans. Coole)

BUILT-IN TRANS. COOLER

* NOT SHOWN

MUSCLE CAR COOLING

A-BODY MOPAR



BUILD YOUR PART NUMBER...
Example: 83296-S-NA-N

Top Hose - Driver Side	83296 22-1/4"(w) x 22"(h)*
Top Hose - Passenger Side	84296 22-1/4"(w) x 22"(h)*
Top Hose - Driver Side	83295 26-3/8"(w) x 22"(h)*
Top Hose - Passenger Side	84295 26-3/8"(w) x 22"(h)

BASE NUMBER



- **S** (Satin: Std.)
- **P** (Polished)
- **B** (Black)
- **F** (Fan & Shroud Only)

FINISH CHOICES



- **NA** (No Fan & Shroud: Std.)
- **SS** (Single Satin)
- **SP** (Single Polished)
- **SB** (Single Black)
- **DS** (Dual Fan Satin)
- **DP** (Dual Fan Polished)
- **DB** (Dual Fan Black)

ELECTRIC FAN & SHROUD CHOICES

WITH OR WITHOUT BUILT-IN TRANSMISSION COOLER

- **N** (No Trans. Cooler: Std.)
- **Y** (w/ Trans. Coole)

BUILT-IN TRANS. COOLER

B & E-BODY MOPAR



BUILD YOUR PART NUMBER...
Example: 83296-S-NA-N

Top Hose - Driver Side	83296 22-1/4"(w) x 22"(h)*
Top Hose - Passenger Side	84296 22-1/4"(w) x 22"(h)*
Top Hose - Driver Side	83295 26-3/8"(w) x 22"(h)*
Top Hose - Passenger Side	84295 26-3/8"(w) x 22"(h)

BASE NUMBER



- **S** (Satin: Std.)
- **P** (Polished)
- **B** (Black)
- **F** (Fan & Shroud Only)

FINISH CHOICES



- **NA** (No Fan & Shroud: Std.)
- **SS** (Single Satin)
- **SP** (Single Polished)
- **SB** (Single Black)
- **DS** (Dual Fan Satin)
- **DP** (Dual Fan Polished)
- **DB** (Dual Fan Black)

ELECTRIC FAN & SHROUD CHOICES

WITH OR WITHOUT BUILT-IN TRANSMISSION COOLER

- **N** (No Trans. Cooler: Std.)
- **Y** (w/ Trans. Coole)

BUILT-IN TRANS. COOLER

* NOT SHOWN

MUSCLE CAR COOLING

'63-'65 FALCON/COMET



BUILD YOUR PART NUMBER...
Example: 80276-S-NA-N

Bottom Hose - Passenger **80276** 17"(w) x 19"(h)
 Bottom Hose - Driver Side **81276** 17"(w) x 19"(h)

BASE NUMBER



- **S** (Satin: Std.)
- **P** (Polished)
- **B** (Black)
- **F** (Fan & Shroud Only)

FINISH CHOICES



- **NA** (No Fan & Shroud: Std.)
- **SS** (Single Satin)
- **SP** (Single Polished)
- **SB** (Single Black)

ELECTRIC FAN & SHROUD CHOICES

WITH OR WITHOUT BUILT-IN TRANSMISSION COOLER

- **N** (No Trans. Cooler: Std.)
- **Y** (w/ Trans. Coole)

BUILT-IN TRANS. COOLER

'64 1/2 -'66 MUSTANG



BUILD YOUR PART NUMBER...
Example: 80276-S-NA-N

Bottom Hose - Passenger **80276** 17"(w) x 19"(h)
 Bottom Hose - Driver Side **81276** 17"(w) x 19"(h)

BASE NUMBER



- **S** (Satin: Std.)
- **P** (Polished)
- **B** (Black)
- **F** (Fan & Shroud Only)

FINISH CHOICES



- **NA** (No Fan & Shroud: Std.)
- **SS** (Single Satin)
- **SP** (Single Polished)
- **SB** (Single Black)

ELECTRIC FAN & SHROUD CHOICES

WITH OR WITHOUT BUILT-IN TRANSMISSION COOLER

- **N** (No Trans. Cooler: Std.)
- **Y** (w/ Trans. Coole)

BUILT-IN TRANS. COOLER

MUSCLE CAR COOLING


'79-'93 & '94-'95 MUSTANG RADIATORS



BUILD YOUR PART NUMBER...
Example: 81271-S-NA-N


81270 28-3/4"(w) x 16-7/8"(h)
 81271 29-1/4"(w) x 16-1/2"(h)

BASE NUMBER



FINISH CHOICES

- **S** (Satin: Std.)
- **P** (Polished)
- **B** (Black)
- **F** (Fan & Shroud Only)



ELECTRIC FAN & SHROUD CHOICES

- **NA** (No Fan & Shroud: Std.)
- **SS** (Single Satin)
- **SP** (Single Polished)
- **SB** (Single Black)
- **DS** (Dual Fan Satin)
- **DP** (Dual Fan Polished)
- **DB** (Dual Fan Black)

WITH OR WITHOUT BUILT-IN TRANSMISSION COOLER

- **N** (No Trans. Cooler: Std.)
- **Y** (w/ Trans. Coole)

BUILT-IN TRANS. COOLER

'97-'04 MUSTANG RADIATORS



BUILD YOUR PART NUMBER...
Example: 80291-S-NA-N


80291 29-3/4"(w) x 17-3/4"(h)

BASE NUMBER



FINISH CHOICES

- **S** (Satin: Std.)
- **P** (Polished)
- **B** (Black)
- **F** (Fan & Shroud Only)



ELECTRIC FAN & SHROUD CHOICES

- **NA** (No Fan & Shroud: Std.)
- **SS** (Single Satin)
- **SP** (Single Polished)
- **SB** (Single Black)
- **DS** (Dual Fan Satin)
- **DP** (Dual Fan Polished)
- **DB** (Dual Fan Black)

WITH OR WITHOUT BUILT-IN TRANSMISSION COOLER

- **N** (No Trans. Cooler: Std.)
- **Y** (w/ Trans. Coole)

BUILT-IN TRANS. COOLER

CUSTOM RADIATORS

AFCO Racing Products offers custom built radiators. Base price includes core, tanks, any fin covers, billet filler neck, drain cock, and all inlets/outlets, bungs and fittings. Comes in standard satin finish.



HOW TO BUILD YOUR VERTICAL FLOW RADIATOR

1

Part #
80002



Example: 80002-S-SS-N

2



- S (Satin: Std.)
- P (Polished)
- B (Black)

FINISH CHOICES

3



- NA (No Fan & Shroud: Std.)
- SS (Single Satin)
- SP (Single Polished)
- SB (Single Black)
- DS (Dual Fan Satin)
- DP (Dual Fan Polished)
- DB (Dual Fan Black)

ELECTRIC FAN & SHROUD CHOICES

4

WITH OR
WITHOUT BUILT-IN
TRANSMISSION
COOLER

- N (No Trans. Cooler: Std.)
- Y (w/ Trans. Cooler)

BUILT-IN TRANS. COOLER

HOW TO BUILD YOUR CROSS FLOW RADIATOR

1

Part #
80003



Example: 80003-S-SS-N

2



- S (Satin: Std.)
- P (Polished)
- B (Black)

FINISH CHOICES

3



- NA (No Fan & Shroud: Std.)
- SS (Single Satin)
- SP (Single Polished)
- SB (Single Black)
- DS (Dual Fan Satin)
- DP (Dual Fan Polished)
- DB (Dual Fan Black)

ELECTRIC FAN & SHROUD CHOICES

4

WITH OR
WITHOUT BUILT-IN
TRANSMISSION
COOLER

- N (No Trans. Cooler: Std.)
- Y (w/ Trans. Cooler)

BUILT-IN TRANS. COOLER

HOW TO BUILD YOUR DOUBLE PASS CROSS FLOW RADIATOR (inlets & outlets must be on same side as water pump)


1

Part #
80004



Example: 80004-S-SS-N

2



- S (Satin: Std.)
- P (Polished)
- B (Black)

FINISH CHOICES

3



- NA (No Fan & Shroud: Std.)
- SS (Single Satin)
- SP (Single Polished)
- SB (Single Black)
- DS (Dual Fan Satin)
- DP (Dual Fan Polished)
- DB (Dual Fan Black)

ELECTRIC FAN & SHROUD CHOICES

4

WITH OR
WITHOUT BUILT-IN
TRANSMISSION
COOLER

- N (No Trans. Cooler: Std.)
- Y (w/ Trans. Cooler)

BUILT-IN TRANS. COOLER

CALL 800.632.2320 TO ORDER YOUR CUSTOM RADIATOR

STREET ROD COOLING

DIRECT FIT RADIATORS

- 100% aluminum - NO EPOXY.
- Billet filler neck w/ threaded, high capacity overflow tube.
- High performance, dual one inch tubes.
- TIG-welded, laser-cut tanks.
- Down flow design.
- 100% pressure tested.
- Auto trans cooler available.
- 1-1/2" inlet and 1-3/4" outlet.
- Full 1 year warranty.
- Optional full, show-quality polish or black thermal coating.



HOW TO BUILD YOUR PART NUMBER

1 PICK YOUR RADIATOR...

Part #
80167
BASE NUMBER



Example: **80167-S-NA-N**

2



- S (Satin: Std.)
- P (Polished)
- B (Black)

FINISH CHOICES

3



- NA (No Fan & Shroud: Std.)
- SS (Single Sati)
- SP (Single Polished)
- SB (Single Black)
- DS (Dual Fan Satin)
- DP (Dual Fan Polished)
- DB (Dual Fan Black)

ELECTRIC FAN & SHROUD CHOICES

4

WITH OR
WITHOUT BUILT-IN
TRANSMISSION
COOLER

- N (No Trans. Cooler: Std.)
- Y (w/ Trans. Cooler)

BUILT-IN TRANS. COOLER

NEED A CUSTOM RADIATOR? SEE PAGE 93.



STREET ROD COOLING

'23 T-BUCKET



BUILD YOUR PART NUMBER... Example: 80167-S-NA-N

80167 18"(w) x 23"(h) - Chevy Engine

BASE NUMBER



- **S** (Satin: Std.)
- **P** (Polished)
- **B** (Black)
- **F** (Fan & Shroud Only)

FINISH CHOICES



- **NA** (No Fan & Shroud: Std.)
- **SS** (Single Satin)
- **SP** (Single Polished)
- **SB** (Single Black)

ELECTRIC FAN & SHROUD CHOICES

NOT AVAILABLE WITH BUILT-IN TRANSMISSION COOLER

- **N** (No Trans. Cooler: Std.)

BUILT-IN TRANS. COOLER

'32 FORD



BUILD YOUR PART NUMBER... Example: 80145-S-NA-N

81145 17"(w) x 27"(h) - Ford Engine
80145 17"(w) x 27"(h) - Chevy Engine

BASE NUMBER



- **S** (Satin: Std.)
- **P** (Polished)
- **B** (Black)
- **F** (Fan & Shroud Only)

FINISH CHOICES



- **NA** (No Fan & Shroud: Std.)
- **SS** (Single Satin)
- **SP** (Single Polished)
- **SB** (Single Black)

ELECTRIC FAN & SHROUD CHOICES

WITH OR WITHOUT BUILT-IN TRANSMISSION COOLER

- **N** (No Trans. Cooler: Std.)
- **Y** (w/ Trans. Coole)

BUILT-IN TRANS. COOLER

'33-'34 FORD



BUILD YOUR PART NUMBER... Example: 80146-S-NA-N

81146 17"(w) x 27"(h) - Ford Engine
80146 17"(w) x 27"(h) - Chevy Engine

BASE NUMBER



- **S** (Satin: Std.)
- **P** (Polished)
- **B** (Black)
- **F** (Fan & Shroud Only)

FINISH CHOICES



- **NA** (No Fan & Shroud: Std.)
- **SS** (Single Satin)
- **SP** (Single Polished)
- **SB** (Single Black)

ELECTRIC FAN & SHROUD CHOICES

WITH OR WITHOUT BUILT-IN TRANSMISSION COOLER

- **N** (No Trans. Cooler: Std.)
- **Y** (w/ Trans. Coole)

BUILT-IN TRANS. COOLER

STREET ROD COOLING

'35 FORD



BUILD YOUR PART NUMBER... Example: 80148-S-NA-N

- 81148 16-1/2"(w) x 27"(h) - Ford Engine
- 80148 16-1/2"(w) x 27"(h) - Chevy Engine

BASE NUMBER

- **S** (Satin: Std.)
- **P** (Polished)
- **B** (Black)
- **F** (Fan & Shroud Only)

FINISH CHOICES

- **NA** (No Fan & Shroud: Std.)
- **SS** (Single Satin)
- **SP** (Single Polished)
- **SB** (Single Black)

ELECTRIC FAN & SHROUD CHOICES

NOT AVAILABLE WITH BUILT-IN TRANSMISSION COOLER

- **N** (No Trans. Cooler: Std.)

BUILT-IN TRANS. COOLER

'36 FORD



For use with one piece aftermarket hood.



BUILD YOUR PART NUMBER... Example: 80149-S-NA-N

- 81149 17-1/4"(w) x 28"(h) - Ford Engine
- 80149 17-1/4"(w) x 28"(h) - Chevy Engine

BASE NUMBER

- **S** (Satin: Std.)
- **P** (Polished)
- **B** (Black)
- **F** (Fan & Shroud Only)

FINISH CHOICES

- **NA** (No Fan & Shroud: Std.)
- **SS** (Single Satin)
- **SP** (Single Polished)
- **SB** (Single Black)


ELECTRIC FAN & SHROUD CHOICES

WITH OR WITHOUT BUILT-IN TRANSMISSION COOLER

- **N** (No Trans. Cooler: Std.)
- **Y** (w/ Trans. Coole)

BUILT-IN TRANS. COOLER

'37 FORD



BUILD YOUR PART NUMBER... Example: 80142-S-NA-N

- 81142 16-1/2"(w) x 27"(h) - Ford Engine
- 80142 16-1/2"(w) x 27"(h) - Chevy Engine

BASE NUMBER

- **S** (Satin: Std.)
- **P** (Polished)
- **B** (Black)
- **F** (Fan & Shroud Only)

FINISH CHOICES

- **NA** (No Fan & Shroud: Std.)
- **SS** (Single Satin)
- **SP** (Single Polished)
- **SB** (Single Black)

ELECTRIC FAN & SHROUD CHOICES

NOT AVAILABLE WITH BUILT-IN TRANSMISSION COOLER

- **N** (No Trans. Cooler: Std.)

BUILT-IN TRANS. COOLER

STREET ROD COOLING

'38 FORD



BUILD YOUR PART NUMBER... Example: 80142-S-NA-N

- 81142 16-1/2"(w) x 27"(h) - Ford Engine
- 80142 16-1/2"(w) x 27"(h) - Chevy Engine

BASE NUMBER



- **S** (Satin: Std.)
- **P** (Polished)
- **B** (Black)
- **F** (Fan & Shroud Only)

FINISH CHOICES



- **NA** (No Fan & Shroud: Std.)
- **SS** (Single Satin)
- **SP** (Single Polished)
- **SB** (Single Black)

ELECTRIC FAN & SHROUD CHOICES

NOT AVAILABLE WITH BUILT-IN TRANSMISSION COOLER

- **N** (No Trans. Cooler: Std.)

BUILT-IN TRANS. COOLER

'39 FORD STANDARD



BUILD YOUR PART NUMBER... Example: 80142-S-NA-N

- 81142 16-1/2"(w) x 27"(h) - Ford Engine
- 80142 16-1/2"(w) x 27"(h) - Chevy Engine

BASE NUMBER



- **S** (Satin: Std.)
- **P** (Polished)
- **B** (Black)
- **F** (Fan & Shroud Only)

FINISH CHOICES



- **NA** (No Fan & Shroud: Std.)
- **SS** (Single Satin)
- **SP** (Single Polished)
- **SB** (Single Black)

ELECTRIC FAN & SHROUD CHOICES

NOT AVAILABLE WITH BUILT-IN TRANSMISSION COOLER

- **N** (No Trans. Cooler: Std.)

BUILT-IN TRANS. COOLER

'39 FORD DELUXE



BUILD YOUR PART NUMBER... Example: 80172-S-NA-N

- 81172 20-3/4"(w) x 26"(h) - Ford Engine
- 80172 20-3/4"(w) x 26"(h) - Chevy Engine

BASE NUMBER



- **S** (Satin: Std.)
- **P** (Polished)
- **B** (Black)
- **F** (Fan & Shroud Only)

FINISH CHOICES



- **NA** (No Fan & Shroud: Std.)
- **SS** (Single Satin)
- **SP** (Single Polished)
- **SB** (Single Black)

ELECTRIC FAN & SHROUD CHOICES

NOT AVAILABLE WITH BUILT-IN TRANSMISSION COOLER

- **N** (No Trans. Cooler: Std.)

BUILT-IN TRANS. COOLER

STREET ROD COOLING

'37-'39 CHEVY



BUILD YOUR PART NUMBER... Example: 80144-S-NA-N

80143 17"(w) x 27"(h) - '38 Chevy Engine Only
 80144 17"(w) x 27"(h) - '37 & '39 Chevy Engine Only

BASE NUMBER



- **S** (Satin: Std.)
- **P** (Polished)
- **B** (Black)
- **F** (Fan & Shroud Only)

FINISH CHOICES



- **NA** (No Fan & Shroud: Std.)
- **SS** (Single Satin)
- **SP** (Single Polished)
- **SB** (Single Black)

ELECTRIC FAN & SHROUD CHOICES

WITH OR WITHOUT BUILT-IN TRANSMISSION COOLER

- **N** (No Trans. Cooler: Std.)
- **Y** (w/ Trans. Coole)

BUILT-IN TRANS. COOLER

'38-'46 GM TRUCK



BUILD YOUR PART NUMBER... Example: 80147-S-NA-N

80147 17-3/4"(w) x 27"(h) - Chevy Engine

BASE NUMBER



- **S** (Satin: Std.)
- **P** (Polished)
- **B** (Black)
- **F** (Fan & Shroud Only)

FINISH CHOICES



- **NA** (No Fan & Shroud: Std.)
- **SS** (Single Satin)
- **SP** (Single Polished)
- **SB** (Single Black9)

ELECTRIC FAN & SHROUD CHOICES

NOT AVAILABLE WITH BUILT-IN TRANSMISSION COOLER

- **N** (No Trans. Cooler: Std.)

BUILT-IN TRANS. COOLER

'40 FORD



BUILD YOUR PART NUMBER... Example: 80172-S-NA-N

81172 20-3/4"(w) x 26"(h) - Ford Engine
 80172 20-3/4"(w) x 26"(h) - Chevy Engine

BASE NUMBER



- **S** (Satin: Std.)
- **P** (Polished)
- **B** (Black)
- **F** (Fan & Shroud Only)

FINISH CHOICES



- **NA** (No Fan & Shroud: Std.)
- **SS** (Single Satin)
- **SP** (Single Polished)
- **SB** (Single Black)

ELECTRIC FAN & SHROUD CHOICES

NOT AVAILABLE WITH BUILT-IN TRANSMISSION COOLER

- **N** (No Trans. Cooler: Std.)

BUILT-IN TRANS. COOLER

STREET ROD COOLING

'40-'41 FORD TRUCK



BUILD YOUR PART NUMBER... Example: 80172-S-NA-N

81172 20-3/4"(w) x 26"(h) - Ford Engine
80172 20-3/4"(w) x 26"(h) - Chevy Engine

BASE NUMBER



- **S** (Satin: Std.)
- **P** (Polished)
- **B** (Black)
- **F** (Fan & Shroud Only)

FINISH CHOICES



- **NA** (No Fan & Shroud: Std.)
- **SS** (Single Satin)
- **SP** (Single Polished)
- **SB** (Single Black)

ELECTRIC FAN & SHROUD CHOICES

NOT AVAILABLE WITH BUILT-IN TRANSMISSION COOLER

- **N** (No Trans. Cooler: Std.)

BUILT-IN TRANS. COOLER

'42-'48 FORD



BUILD YOUR PART NUMBER... Example: 80141-S-NA-N

81141 18-3/4"(w) x 24"(h) - Ford Engine
80141 18-3/4"(w) x 24"(h) - Chevy Engine

BASE NUMBER



- **S** (Satin: Std.)
- **P** (Polished)
- **B** (Black)
- **F** (Fan & Shroud Only)

FINISH CHOICES



- **NA** (No Fan & Shroud: Std.)
- **SS** (Single Satin)
- **SP** (Single Polished)
- **SB** (Single Black)

ELECTRIC FAN & SHROUD CHOICES

WITH OR WITHOUT BUILT-IN TRANSMISSION COOLER

- **N** (No Trans. Cooler: Std.)
- **Y** (w/ Trans. Coole)

BUILT-IN TRANS. COOLER

'42-'48 CHEVY



BUILD YOUR PART NUMBER... Example: 80166-S-NA-N

80166 18-1/2"(w) x 24"(h) - Chevy Engine

BASE NUMBER



- **S** (Satin: Std.)
- **P** (Polished)
- **B** (Black)
- **F** (Fan & Shroud Only)

FINISH CHOICES



- **NA** (No Fan & Shroud: Std.)
- **SS** (Single Satin)
- **SP** (Single Polished)
- **SB** (Single Black)

ELECTRIC FAN & SHROUD CHOICES

WITH OR WITHOUT BUILT-IN TRANSMISSION COOLER

- **N** (No Trans. Cooler: Std.)
- **Y** (w/ Trans. Coole)

BUILT-IN TRANS. COOLER

STREET ROD COOLING

'49-'54 CHEVY



BUILD YOUR PART NUMBER... Example: 80139-S-NA-N

80139 22-3/4"(w) x 24"(h) - Chevy Engine

BASE NUMBER



- **S** (Satin: Std.)
- **P** (Polished)
- **B** (Black)
- **F** (Fan & Shroud Only)

FINISH CHOICES



- **NA** (No Fan & Shroud: Std.)
- **SS** (Single Satin)
- **SP** (Single Polished)
- **SB** (Single Black)
- **DS** (Dual Fan Satin)
- **DP** (Dual Fan Polished)
- **DB** (Dual Fan Black)

ELECTRIC FAN & SHROUD CHOICES

WITH OR WITHOUT BUILT-IN TRANSMISSION COOLER

- **N** (No Trans. Cooler: Std.)
- **Y** (w/ Trans. Coole)

BUILT-IN TRANS. COOLER

'47-'55 CHEVY TRUCK - 1ST SERIES



BUILD YOUR PART NUMBER... Example: 80138-S-NA-N

80138 18"(w) x 26"(h) - Chevy Engine

BASE NUMBER



- **S** (Satin: Std.)
- **P** (Polished)
- **B** (Black)
- **F** (Fan & Shroud Only)

FINISH CHOICES



- **NA** (No Fan & Shroud: Std.)
- **SS** (Single Satin)
- **SP** (Single Polished)
- **SB** (Single Black)

ELECTRIC FAN & SHROUD CHOICES

WITH OR WITHOUT BUILT-IN TRANSMISSION COOLER

- **N** (No Trans. Cooler: Std.)
- **Y** (w/ Trans. Coole)

BUILT-IN TRANS. COOLER

'49-'53 FORD



BUILD YOUR PART NUMBER... Example: 80164-S-NA-N

81164 18-1/2"(w) x 24"(h) - Ford Engine
80164 18-1/2"(w) x 24"(h) - Chevy Engine

BASE NUMBER



- **S** (Satin: Std.)
- **P** (Polished)
- **B** (Black)
- **F** (Fan & Shroud Only)

FINISH CHOICES



- **NA** (No Fan & Shroud: Std.)
- **SS** (Single Satin)
- **SP** (Single Polished)
- **SB** (Single Black)

ELECTRIC FAN & SHROUD CHOICES

NOT AVAILABLE WITH BUILT-IN TRANSMISSION COOLER

- **N** (No Trans. Cooler: Std.)

BUILT-IN TRANS. COOLER

STREET ROD COOLING

'53-'56 FORD TRUCK



BUILD YOUR PART NUMBER... Example: 80162-S-NA-N


81171 20-3/4"(w) x 25-1/8"(h) - Ford Engine
80162 20-3/4"(w) x 25-1/8"(h) - Chevy Engine

BASE NUMBER



- **S** (Satin: Std.)
- **P** (Polished)
- **B** (Black)
- **F** (Fan & Shroud Only)

FINISH CHOICES



- **NA** (No Fan & Shroud: Std.)
- **SS** (Single Satin)
- **SP** (Single Polished)
- **SB** (Single Black)

ELECTRIC FAN & SHROUD CHOICES

NOT AVAILABLE WITH BUILT-IN TRANSMISSION COOLER

- **N** (No Trans. Cooler: Std.)

BUILT-IN TRANS. COOLER

'55-'57 CHEVY TRUCK - 2ND SERIES



BUILD YOUR PART NUMBER... Example: 80137-S-NA-N

80137 21-3/4"(w) x 25-1/2"(h) - Chevy Engine

BASE NUMBER



- **S** (Satin: Std.)
- **P** (Polished)
- **B** (Black)
- **F** (Fan & Shroud Only)

FINISH CHOICES



- **NA** (No Fan & Shroud: Std.)
- **SS** (Single Satin)
- **SP** (Single Polished)
- **SB** (Single Black)
- **DS** (Dual Fan Satin)
- **DP** (Dual Fan Polished)
- **DB** (Dual Fan Black)

ELECTRIC FAN & SHROUD CHOICES

WITH OR WITHOUT BUILT-IN TRANSMISSION COOLER

- **N** (No Trans. Cooler: Std.)
- **Y** (w/ Trans. Coole)

BUILT-IN TRANS. COOLER

'55-'57 CHEVY



BUILD YOUR PART NUMBER... Example: 80163-S-NA-N

80163 20-5/8"(w) x 21-7/8"(h) - '55-'56 Chevy Engine Only
80170 20-5/8"(w) x 21-7/8"(h) - '57 Chevy Engine Only

BASE NUMBER



- **S** (Satin: Std.)
- **P** (Polished)
- **B** (Black)
- **F** (Fan & Shroud Only)

FINISH CHOICES



- **NA** (No Fan & Shroud: Std.)
- **SS** (Single Satin)
- **SP** (Single Polished)
- **SB** (Single Black)
- **DS** (Dual Fan Satin)
- **DP** (Dual Fan Polished)
- **DB** (Dual Fan Black)

ELECTRIC FAN & SHROUD CHOICES

WITH OR WITHOUT BUILT-IN TRANSMISSION COOLER

- **N** (No Trans. Cooler: Std.)
- **Y** (w/ Trans. Coole)

BUILT-IN TRANS. COOLER

AFCO COOLING ACCESSORIES

COOLERS AND CONDENSERS

LONG TRANSMISSION/ENGINE/OIL COOLER


- Patented "Stacked Plate" cooler construction turns every inch of material into a cooling surface for maximum efficiency per cubic inch of package space.
- Can be used as an economy engine oil cooler.
- Embossed plate design maintains excellent performance with low pressure drop.



NUMBERS OF PASSES	SIZE (INCHES)	FITTING TYPE	PART#
12 PASSES	2.75 X 11 X 1.5	1/2NPTF	LB7B
24 PASSES	5.75 X 11 X 1.5	1/2NPTF	LL7B
36 PASSES	8.0 X 11 X 1.5	1/2NPTF	LM7B
48 PASSES	11.0 X 11 X 1.5	1/2NPTF	LH7B

AFCO INLINE TRANS. COOLER


- Easily mounts with two 1/4" bolts (included).
- Lower transmission temperatures up to 30 degrees.
- All aluminum construction.
- 1-3/4" diameter.



DESCRIPTION	PART #
INLINE TRANSMISSION COOLER	37750

AFCO CONDENSER

- Aluminum design.
- Use with 134 or R12 freon.
- Condenser fittings (5/8"-18 & 3/4"-16).



DESCRIPTION	PART #
CROSS-FLOW RADIATOR 15"(W) X 18"(T)	80168
DOWN-FLOW RADIATOR 12"(W) X 19"(T)	80169



ELECTRIC FAN ACCESSORIES

ELECTRIC FANS

These fans offer the best CFM vs. AMP draw of any electric units we have tested. They are shipped with an on-off switch or can be wired to a temperature sending unit.



80176
8" 540 CFM

700050045
10" 802 CFM

80180
12" 1155 CFM

80179
14" 1555 CFM

80177
16" 2170 CFM

DIAMETER / TYPE	DEPTH	AMP DRAW	CFM	PART #
16" S-BLADE	3.06"	17.7	2170	80177*
14" S-BLADE	2.87"	10.1	1555	80179*
12" S-BLADE	2.48"	7.7	1155	80180*
10" S-BLADE	2.04"	6.0	802	700050045
8" S-BLADE	2.48"	6.9	540	80176*

ALL FANS INCLUDE 4 MOUNTING FEET. ALL FANS RATED AT ZERO STATIC. ALL FANS ARE GLASS-FILLED NYLON.

*FANS ARE REVERSIBLE.

ADJUSTABLE SINGLE ELECTRIC FAN THERMOSTAT

- Externally adjustable fan activation temperature of 150 to 240 degrees allows you to custom set your fan activation.
- Recommended for single fan operation.
- May be wired to an AC-equipped car to operate the fan(s) anytime the AC is switched on to keep the AC operating cold.
- 3/8" male NPT temperature probe.
- ATC (blade-style) inline fuse.
- 30 Amp relay.



DESCRIPTION	PART #
FAN THERMOSTAT	80199
3/8" -18 FP FITTING (WELD-IN)	80128X10

ELECTRIC FAN SWITCHES

- Uses ground wire to switch current to fan.
- 1/4" fan switch turns on at 200° and off at 185°.
- 3/8" fan switch turns on at 195° and off at 175°.



DESCRIPTION	PART #
1/4" FAN SWITCH	85286
3/8" FAN SWITCH	85287

HEAVY-DUTY SINGLE FAN WIRE HARNESSES

- Single 40 Amp relay, single fuse, and single fusible link.
- All connectors and heat shrink included.
- Wire harness contained in wire loom.
- Fan leads and positive wire lead 10' long to allow mounting in any location.
- Controls single fan (Can be any brand of fan).
- Can be negatively controlled (using a temperature switch, part # 85286 or #85287) or positively controlled (using a toggle switch, part #85260).
- Can be controlled to operate by the ignition wire (to run only when the car is running) or to operate by the battery (to run until the car gets down to temperature whether the car is running or not).
- Full color instructions & all wires are labeled for easy installation.
- Sensor sold separately.



DESCRIPTION	PART #
HD SINGLE FAN WIRE HARNESS	8000044401
HD DUAL FAN WIRE HARNESS (SHOWN)	8000044402


HEAVY-DUTY DUAL FAN WIRE HARNESSES

- Dual 40 Amp relays, dual fuses, and dual fusible links.
- All connectors and heat shrink included.
- Wire harness contained in wire loom.
- Fan leads and positive wire leads 10' long to allow mounting in any location.
- Controls 2 fans (Can be any brand of fan).
- Can be negatively controlled (using a temperature switch, part # 85286 or #85287) or positively controlled (using a toggle switch, part #85260).
- Can be controlled to operate by the ignition wire (to run only when the car is running) or to operate by the battery (to run until the car gets down to temperature whether the car is running or not).
- Full color instructions & all wires are labeled for easy installation.

COOLING RECOVERY TANKS & CAPS

COOLANT RECOVERY TANKS

- Aluminum construction.
- Catches radiator overflow.
- Available in aluminum & polished stainless steel.
- Completes a closed system.
- 1 quart capacity (A).
- 20 oz. capacity (B).



DESCRIPTION	PART #
A. COOLANT RECOVERY TANK (ALUMINUM) - 1 QT.	80158
B. COOLANT RECOVERY TANK (POLISHED STAINLESS) - 20 OZ.	80159

RADIATOR CAPS

Quality radiator caps help prevent the loss of coolant that can lead to overheating.



DESCRIPTION	PART #
A) STANT 21-25 LBS. CAP	80153
B) RADIATOR CAP-20 LBS. RADIATOR CAP-29-31LBS.	80151 80050
C) BILLET ALUMINUM CAP (STREET USE) 16 LBS.	80152-16
D) BILLET ALUMINUM "AFCO" CAP (STREET USE) 16 LBS.	80094

RADIATOR HOSES & TUBES

BLACK SILICONE RADIATOR HOSES

- High temp. hoses.
- Long life durability.



DESCRIPTION	PART #
6.00" X 1.25"	800-06-00-1.25BK
6.00" X 1.50"	800-06-00-1.50BK
6.00" X 1.75"	800-06-00-1.75BK
12.00" X 1.25"	800-12-00-1.25BK
12.00" X 1.50"	800-12-00-1.50BK
12.00" X 1.75"	800-12-00-1.75BK
45° - 12.00" X 1.25"	800-12-45-1.25BK
45° - 12.00" X 1.50"	800-12-45-1.50BK
45° - 12.00" X 1.75"	800-12-45-1.75BK
90° - 12.00" X 1.25"	800-12-90-1.25BK
90° - 12.00" X 1.50"	800-12-90-1.50BK
90° - 12.00" X 1.75"	800-12-90-1.75BK

BLUE SILICONE RADIATOR HOSES

- High temp. hoses.
- Long life durability.



DESCRIPTION	PART #
6.00" X 1.25" X 1.50"	801-08-1.25-1.50
6.00" X 1.25" X 1.75"	801-08-1.25-1.75
6.00" X 1.25"	800-06-00-1.25
6.00" X 1.50"	800-06-00-1.50
6.00" X 1.75"	800-06-00-1.75
12.00" X 1.25"	800-12-00-1.25
12.00" X 1.50"	800-12-00-1.50
12.00" X 1.75"	800-12-00-1.75
45° - 12.00" X 1.25"	800-12-45-1.25
45° - 12.00" X 1.50"	800-12-45-1.50
45° - 12.00" X 1.75"	800-12-45-1.75
90° - 12.00" X 1.25"	800-12-90-1.25
90° - 12.00" X 1.50"	800-12-90-1.50
90° - 12.00" X 1.75"	800-12-90-1.75

ALUMINUM RADIATOR TUBES

- Used with silicone hoses.
- 11.0" Tube length.



DESCRIPTION	PART #
135° - 1.25" TUBE SIZE	88135125
135° - 1.50" TUBE SIZE	88135150
135° - 1.75" TUBE SIZE	88135175
105° - 1.25" TUBE SIZE	88105125
105° - 1.50" TUBE SIZE	88105150
105° - 1.75" TUBE SIZE	88105175
90° - 1.25" TUBE SIZE	88090125
90° - 1.50" TUBE SIZE	88090150
90° - 1.75" TUBE SIZE	88090175

MISCELLANEOUS COOLING ACCESSORIES

ELECTRIC FAN MOUNTS



SHOWN INSTALLED

DESCRIPTION	PART #
FAN MOUNT	80197

FAN SPACER KITS

- Billet aluminum.
- Anodized black.
- Fits 5/8" or 3/4" drive.
- Kit comes with bolts, bushing, and washers.

DESCRIPTION	PART #
1-1/2" FAN SPACER	80191
2" FAN SPACER	80192
2-1/2" FAN SPACER	80193
3" FAN SPACER	80194



HD COOLING FANS

- 33° pitch.
- Dual bolt pattern to fit most pump.
- 6 steel blades.



DESCRIPTION	PART #
GM 15"	80182
GM 17"	80181

4 BLADE FAN

- Designed with the proper blade pitch to move the maximum amount of air possible.
- 4 steel blades for greater air flow.
- Dual bolt pattern to fit most pumps.



DESCRIPTION	PART #
4 BLADE FAN 18"	80183

INLINE FILLER

- Installs in upper radiator hose.
- 100% aluminum construction.



DESCRIPTION	PART #
ALUMINUM 1-1/2" O.D.	80155

ALUMINUM THERMOSTAT HOUSINGS

- Polished aluminum construction.
- Uses o-ring for quality seal to intake.
- Allows 360° rotation.
- Includes bolts.



DESCRIPTION	PART #
45° NECK SBC / BBC	80312-45
15° NECK SBC / BBC	80312-15

GATES HOSE CLAMP

- Installs with heat gun.
- Conforms to any shape.
- Never needs re-tightening.



DESCRIPTION	PART #
1.25" ID HOSE CLAMP	802-1.25
1.50" ID HOSE CLAMP	802-1.50
1.75" ID HOSE CLAMP	802-1.75
2.00" ID HOSE CLAMP	802-2.00

RADIATOR REPAIR KIT

Repairs small leaks in aluminum radiators.



DESCRIPTION	PART #
EPOXY SOLDER	80161

RADIATOR FILLER



DESCRIPTION	PART #
BILLET FILLER NECK	80154BK

MISCELLANEOUS COOLING ACCESSORIES

SCREW-IN FITTINGS



DESCRIPTION	PART #
1-1/2" HOSE TO 20 AN SCREW IN	80071
16AN TO 20AN SCREW IN	80072
20AN TO 20AN SCREW IN	80073

WELD-ON FITTINGS



MALE	PART #	FEMALE	PART #
6AN FITTING	700050040	1/8" FP FITTING	80128X12
8AN FITTING	700050041	1/4" FP FITTING	80128X5
10AN FITTING	700050037	3/8"-18 FP FITTING	80128X10
12AN FITTING	80128X8	1/2"-14 FP FITTING	80128X11
16AN FITTING	80128X9	3/4" FP FITTING	80128X6
20AN FITTING	80128X20	1" FP FITTING	80128X7

AN FEMALE O-RING WELD-ON STYLE BUNG



DESCRIPTION	PART #
10 AN FITTING	80128X-10AN
12 AN FITTING	80128X-12AN
16 AN FITTING	80128X-16AN
20 AN FITTING	80128X-20AN

*O-RINGS SOLD SEPARATELY.

COOLANT

- Ready to use premixed formula.
- Protects from -34° - 265° F (using 15 lbs. cap).
- Green, 100% biodegradable coolant in its unused form.
- Non-propylene glycol coolant for better thermal conductivity & heat transfer.
- Patented universal low silicate formula offers corrosion protection for modern engine materials.



DESCRIPTION	PART #
HIGH PERFORMANCE COOLANT (1 PINT)	100001

COOLANT COMBO KIT

- 2 gallons of high perf. coolant (Regularly).
- Polished recovery tank (Regularly).
- Billet AFCO cap (Regularly).



Check out the collection of performance engine cooling we offer.