

2019 POWERSPORTS SNOW







***BELL POWERSPORTS
SNOW CATALOG 2019***

Revolver Evo	1
Qualifier	2
MX-9 Adventure	3
MX Snow Kits	6
Accessories	7

REVOLVER EVO SNOW



MATTE BLACK

Dual Shield

XS	7076248	S	7076249	M	7076250
L	7076251	XL	7076252	XXL	7076253

Electric Shield

XS	7076230	S	7076231	M	7076232
L	7076233	XL	7076234	XXL	7076235



REVOLVER EVO DOUBLE SNOW KIT

2035872

(Additional shield tints available)



REVOLVER EVO ELECTRIC SNOW KIT

2035873

REVOLVER EVO SNOW KIT:

- Magnefusion breath box
- Persimmon SunShade integrated internal shield
- ClickRelease Snow Hinge Plates
- Available in Double Shield or Electric Shield configuration

CORE TECHNOLOGIES

- Lightweight Polycarbonate/ABS Shell Construction
- ClickRelease™ Snow Shield for fast, easy and tool-free shield replacement
- NutraFog II™ anti-fog, anti-scratch, distortion free, dual layer electrically heated face shield, and UV protected shield
- Velocity Flow Ventilation™ system with FlowAdjust™
- ClickRelease Snow Hinge Plates optimized for added weight of Electric Snow Shield or Double Lens Shield
- Magnefusion Quick Change Breath Box
- Velocity Flow Ventilation™ system with FlowAdjust™
- Drop-down sunshield offers “on the fly” protection from the sun
- Contoured Cheek pads

- Removable/washable interior
- Exclusive Magnefusion™ magnetic strap keeper
- Chin Curtain to prevent cold air from entering the helmet
- Padded chin strap with D-ring closure
- Industry-leading Five-year warranty

SIZES: XS, S, M, L, XL, XXL

CERTIFICATIONS





DOT 

Meets or exceeds the following certifications: DOT and AS/NZ
**US dealers do not stock AS/NZ certified helmets*

REVOLVER EVO CHEEK PAD MATRIX

SHELL SIZE	OEM CHEEK PAD SIZE	COMPATIBILITY
XS	60 mm	INTERCHANGEABLE
S	55 mm	
M	50 mm	
L	45 mm	INTERCHANGEABLE
XL	40 mm	
XXL	35 mm	

REVOLVER EVO HELMET SIZE CHART

SHELL	EPS	HELMET SIZE	CIRCUMFERENCE (cm)	CIRCUMFERENCE (IN)	HAT SIZE (IN)
		XS	54–55 cm	21 1/4"–21 5/8"	6 3/4"–6 7/8"
		S	55–56 cm	21 5/8"–22"	6 7/8"–7"
		M	57–58 cm	22 1/2"–22 3/4"	7 1/8"–7 1/4"
		L	58–59 cm	22 3/4"–23 1/4"	7 1/4"–7 3/8"
		XL	60–61 cm	23 5/8"–24"	7 1/2"–7 5/8"
		XXL	62–63 cm	24 1/2"–24 3/4"	7 3/4"–7 7/8"

QUALIFIER SNOW



BLAZE GLOSS YELLOW/TITANIUM

Dual Shield						
XS	7090720	S	7090721	M	7090722	L 7090723
XL	7090724	XXL	7090725	XXXL	7090726	
Electric Shield						
XS	7090764	S	7090765	M	7090766	L 7090767
XL	7090768	XXL	7090769	XXXL	7090770	



BLAZE GLOSS TITANIUM/ORANGE

Dual Shield						
XS	7090698	S	7090699	M	7090700	L 7090701
XL	7090702	XXL	7090703	XXXL	7090704	
Electric Shield						
XS	7090742	S	7090743	M	7090744	L 7090745
XL	7090746	XXL	7090747	XXXL	7090748	



MATTE PINK/BLACK

Dual Shield						
XS	7076092	S	7076093	M	7076094	L 7076095
XL	7076096	XXL	7076097	XXXL	7090708	
Electric Shield						
XS	7076188	S	7076189	M	7076190	L 7076191
XL	7076192	XXL	7076193	XXXL	7090752	



MATTE BLACK

Dual Shield						
XS	7076068	S	7076069	M	7076070	L 7076071
XL	7076072	XXL	7076073	XXXL	7090690	
Electric Shield						
XS	7076164	S	7076165	M	7076166	L 7076167
XL	7076168	XXL	7076169	XXXL	7090734	

CORE TECHNOLOGIES

- Lightweight Polycarbonate/ABS Shell Construction
- ClickRelease™ Snow Shield for fast, easy and tool-free shield replacement
- NutraFog II™ anti-fog, anti-scratch, distortion free, dual layer electrically heated face shield, and UV protected shield
- Velocity Flow Ventilation™ system with FlowAdjust™
- Click Release Snow Hinge Plates optimized for added weight of Electric Snow Shield or Double Lens Shield
- Full coverage Breath Box with adjusting nose bridge
- Velocity Flow Ventilation™ system with FlowAdjust™
- Removable/washable interior

- Padded Wind Collar drastically reduces wind and road noise
- Contoured cheek pads
- Integrated speaker pockets
- Padded chin strap with D-ring closure
- Industry-leading Five-year warranty

CERTIFICATIONS

DOT CE 







Meets or exceeds the following certifications: DOT, ECE and AS/NZ
**US dealers do not stock ECE or AS/NZ certified helmets*

SIZES: XS, S, M, L, XL, XXL

QUALIFIER CHEEK PAD MATRIX

Shell Size	OEM Cheek Pad Size	Compatibility
XS	40 mm	INTERCHANGEABLE
S	35 mm	
M	40 mm	
L	35 mm	
XL	35 mm	
XXL	30 mm	
XXXL	25 mm	

QUALIFIER HELMET SIZE CHART

SHELL	EPS	HELMET SIZE	CIRCUMFERENCE (cm)	CIRCUMFERENCE (IN)	HAT SIZE (IN)
		XS	53–54 cm	20 7/8" – 21 5/8"	6 5/8" – 6 3/4"
		S	55–56 cm	21 5/8" – 22"	6 7/8" – 7"
		M	57–58 cm	22 1/2" – 22 3/4"	7 1/8" – 7 1/4"
		L	59–60 cm	22 3/4" – 23 1/4"	7 1/4" – 7 3/8"
		XL	61–62 cm	23 5/8" – 24"	7 1/2" – 7 5/8"
		XXL	63–64 cm	24 1/2" – 24 3/4"	7 3/4" – 7 7/8"
		XXXL	65–66 cm	25 5/8" – 26"	8 1/8" – 8 1/4"

MX-9 ADVENTURE SNOW



NEW SWITCHBACK MATTE BLACK/BLUE/RED

Dual Shield						
XS	7098085	S	7098086	M	7098087	L 7098088
XL	7098089	XXL	7098090	XXXL	7098091	
Electric Shield						
XS	7098744	S	7098745	M	7098746	L 7098747
XL	7098748	XXL	7098749	XXXL	7098750	



NEW SWITCHBACK MATTE BLACK/FLO GREEN

Dual Shield						
XS	7098092	S	7098093	M	7098094	L 7098095
XL	7098096	XXL	7098097	XXXL	7098098	
Electric Shield						
XS	7098758	S	7098759	M	7098760	L 7098761
XL	7098762	XXL	7098763	XXXL	7098764	

MX-9 ADVENTURE SNOW SHIELDS

Double Lens Snow Clear
7072359



Electronic Snow Clear
7072360



MX-9/MX-9 Adventure
Breath Box
8049670



CORE TECHNOLOGIES

- Lightweight Polycarbonate/ABS Shell Construction
- 3 shell and EPS sizes for a personalized fit
- NutraFog II™ anti-fog, anti-scratch, distortion free, dual layer electrically heated face shield, and UV protected shield
- Full coverage Breath Box with adjusting nose bridge
- Velocity Flow Ventilation™ system for maximum cooling

- Two point adjustable Visor™ with air intake vents
- Removable/washable anti-bacterial interior
- Padded chin strap with D-ring closure
- Industry-leading Five-year warranty

CERTIFICATIONS

DOT CE

Meets or exceeds the following certifications: DOT, ECE and AS/NZ
*US dealers do not stock ECE or AS/NZ certified helmets

SIZES: XS, S, M, L, XL, XXL

MX-9 ADVENTURE CHEEK PAD MATRIX

Shell Size	OEM Cheek Pad Size	Compatibility
XS	40 mm	INTERCHANGEABLE
S	35 mm	
M	40 mm	
L	35 mm	
XL	35 mm	
XXL	30 mm	
XXXL	25 mm	

MX-9 ADVENTURE HELMET SIZE CHART

SHELL	EPS	HELMET SIZE	CIRCUMFERENCE (cm)	CIRCUMFERENCE (IN)	HAT SIZE (IN)
		XS	53–54 cm	20 7/8" – 21 5/8"	6 5/8" – 6 3/4"
		S	55–56 cm	21 5/8" – 22"	6 7/8" – 7"
		M	57–58 cm	22 1/2" – 22 3/4"	7 1/8" – 7 1/4"
		L	59–60 cm	22 3/4" – 23 1/4"	7 1/4" – 7 3/8"
		XL	61–62 cm	23 5/8" – 24"	7 1/2" – 7 5/8"
		XXL	63–64 cm	24 1/2" – 24 3/4"	7 3/4" – 7 7/8"
		XXXL	65–66 cm	25 5/8" – 26"	8 1/8" – 8 1/4"



NEW SWITCHBACK REFLECT GLOSS BLACK/FLO ORANGE

Dual Shield

XS	7098078	S	7098079	M	7098080	L	7098081
XL	7098082	XXL	7098083	XXXL	7098084		

Electric Shield

XS	7098730	S	7098731	M	7098732	L	7098733
XL	7098734	XXL	7098735	XXXL	7098736		



MATTE BLACK

Dual Shield

XS	7075966	S	7075967	M	7075968	L	7075969
XL	7075970	XXL	7075971	XXXL	7090640		

Electric Shield

XS	7075787	S	7075788	M	7075789	L	7075790
XL	7075791	XXL	7075792	XXXL	7090677		



MATTE/GLOSS BLUE

Dual Shield

XS	7075942	S	7075943	M	7075944	L	7075945
XL	7075946	XXL	7075947	XXXL	7090608		

Electric Shield

XS	7075775	S	7075776	M	7075777	L	7075778
XL	7075779	XXL	7075780	XXXL	7090646		



GLOSS YELLOW/TITANIUM

Dual Shield

XS	7075990	S	7075991	M	7075992	L	7075993
XL	7075994	XXL	7075995	XXXL	7090644		

Electric Shield

XS	7075799	S	7075800	M	7075801	L	7075802
XL	7075803	XXL	7075804	XXXL	7090681		



TORCH GLOSS ORANGE/BLACK

Dual Shield

XS	7090618	S	7090619	M	7090620	L	7090621
XL	7090622	XXL	7090623	XXXL	7090624		

Electric Shield

XS	7090649	S	7090650	M	7090651	L	7090652
XL	7090653	XXL	7090654	XXXL	7090655		

MX SNOW CONVERSION KITS

CONVERT THE MOTO-9 FLEX, MOTO-9 AND MX-9 FROM MOTO READY TO SNOW READY.



MOTO-9 FLEX/MOTO-9 SNOW KIT



MOTO-9 FLEX/MOTO-9 SNOW KIT

XS	2029588	S	2029589	M	2029590
L	2029591	XL	2029592	XXL	2029593

(Specially insulated cold weather liner)

MOTO-9 BREATH BOX

2028876



Moto-9 Snow Kit Installed

MX-9 SNOW KIT



MX-9 ADVENTURE/MX-9 BREATH BOX

8049670



MX-9 Snow Kit Installed

REVOLVER EVO/REVOLVER SNOW KITS



**Revolver Evo Snow
Double Shield Kit**
2035872



**Revolver Evo Snow
Electric Shield Kit**
2035873

MX-9 ADVENTURE SNOW SHIELDS

Double Lens Snow Clear
7072359



Double Lens Snow Dark Gold Iridium
7078251



Double Lens Snow Light Smoke
7078254



Double Lens Snow Dark Silver Iridium
7078252



Double Lens Snow Dark Smoke
7078253



Electronic Snow Clear
7072360



MOTO-9 FLEX/MOTO-9 SNOW KIT



Moto-9 Flex/Moto-9 Snow Kit

XS	2029588	S	2029589	M	2029590
L	2029591	XL	2029592	XXL	2029593

(Specially insulated cold weather liner)

INNER SHIELDS



Revolver Evo Snow
Inner Shield Lt Smoke

2035490



Revolver Evo Snow
Inner Shield Dark Smoke

2035489



Revolver Evo Snow
Inner Shield Hi-Def Persimmon

2035491



Revolver Evo Snow
Inner Shield Hi-Def Rose

2035492

ACCESSORIES



ClickRelease® Snow
Double Shield Clear

2028886



ClickRelease® Snow
Double Shield Light Smoke

7078263




ClickRelease® Snow
Double Shield Dark Smoke

7078262



ClickRelease® Snow
Double Shield Dark Silver Iridium

7078261



ClickRelease® Snow
Double Shield Dark Gold Iridium

7078260

ClickRelease® Snow
Electric Shield

2028887



ClickRelease® Snow
Hinge Plate

2035603



Moto-9 Flex/Moto-9 Liner

XS	2029582	S	2029583	M	2029584
L	2029585	XL	2029586	XXL	2029587

(Specially insulated cold weather liner)



Deluxe Balaclava

2028883



Premium Balaclava
Black/Red

8049671

BREATH BOXES



Revolver
Breath Box

2028877



Qualifier/Qualifier DLX
Breath Box

8049669



Moto-9 Flex/Moto-9
Breath Box

2028876



MX-9/MX-9 Adventure
Breath Box

8049670



SX-1
Breath Box

2028879