



Motorcycle
Products





Nearly twenty years ago two brothers with motor oil in their blood and a lifetime *committed to custom* transformed simple bent tubing into chrome plated art and the Burly Brand was born.

Whether it be a cool Café Racer, the high-bar faired Dyna or a slammed Softail, we've got the parts to make your vision happen at a very reasonable cost. Building bikes and making parts is not just a hobby for us; we live, breathe and immerse ourselves in the culture to stay relevant and consistently design new products that you as our customer desires.

Speaking of designing relevant motorcycle accessories - most recently we have come out with new MX style pegs and floorboards, LED turn signals, a line of fairings and our Voyager luggage line. Check them out in this catalog and online.

Whatever the road brings your way, we've got you and your ride covered.

- BURLY BRAND

FAIRINGS

There isn't a more impactful way to change the front view of a bike than adding a fairing. We offer several styles catering to anyone from the Cafe Racer to the rider in it for the long haul looking for some peace from the wind.



Outlaw



**Sportster,
Dyna &
Softail**

B10-0000

The Outlaw fairing is clean and mean! With a refined style inspired by classic motorcycle heritage, this fairing brings a road warrior attitude to most bikes with a 5.75" headlight!

Cafe Sport



**Sportster,
Dyna &
Softail**

B10-1000

Minimal and sporty, the Café Sport fairing adds just the right amount of style in a compact package. The simple one-piece fairing evokes a sense of speed with its scooped styling pockets and tight tucked mounting position. Fits most bikes with 5.75" headlight.

Touring Sport Tall




**Sportster,
Dyna &
Softail**

B10-2001

The Tall Touring Sport fairing embodies an aggressive cruiser style (inspired by FXR and T-sport DNA) but even taller. The sweeping lines flow nicely with the motorcycle and look great with a variety of handlebar setups. Fits most bikes with 5.75" headlight.

Touring Sport Standard



**Sportster,
Dyna &
Softail**

B10-2000

The Touring Sport fairing embodies an aggressive cruiser style (inspired by FXR and T-sport DNA). The sweeping lines flow nicely with the motorcycle and look great with a variety of handlebar setups. Flanking the headlight bucket are two styling pockets with great potential for further customization with lighting.

FAIRINGS

High Quality Molded ABS

Impact Resistant Acrylic Screen

Universal Mounting Kit

Corrosion Resistant Hardware



LUGGAGE

The New Voyager Luggage Line introduces a variety of easy and convenient ways to store everything you need for maximum preparation while on the road. The line provides a variety of "motocentric" features and durable materials.



Saddlebag



Saddlebag
B15-1000D

Our Detachable Saddlebag has a durable metal and polyethylene reinforced internal frame that helps the bag keep shape whether it is empty or packed to the brim. The roll top Closure and Snap/Hook and loop fastener Road Shield system keeps the wind and elements out. Our quick release pin-lock bracket system allows the saddlebag to be easily and quickly removed to be converted into a dual purpose messenger. Saddlebag requires mounting bracket, which is offered as a model-specific kit.



Tool Roll



Tool Roll
B15-1030D

Our Tool Roll is made of wet waxed UV treated cotton canvas that will age and show character over time. Leather securing straps and handle offer support and mounting points. The tool roll features an eight-pocket system in three widths to accommodate multiple tools sizes and include a catch-all zipper pocket for any of the small bits. High quality "moto centric" speed buckles and zippers with metal Burly embossed button snaps and accents as well as an "Anti-Flail Snap System" keep everything in this tool roll secure. Lastly is the adjustable quick release mounting system (works on handle bars, sissy bars or as a side frame mount), which means there are no excuses not to be prepared for whatever comes down the road.



Backpack



Backpack
B15-1020D

Our backpack is made of wet waxed UV treated cotton canvas that will age and show character over time. Featuring a fully padded interior with a partition for a 15" laptop, auxiliary port, Burly flannel straps, and leather exterior panels for support, it has just the right amount of storage for on the go with its roll top variable height snap closure.

Tank/Tail Bag



Tank/Tail Bag
B15-1010D

Our Tank/Tail Bag has an easy on, easy off magnetic system reinforced with safety securing D-ring anchor points for mounting. If you're riding solo or simply want the bag out of the way, it's equally at home on the tail and includes a tail mounting accessory flange that clips and cinches down on the back of your seat. It also includes a convenient magnetic removable map/ accessory screen that sticks either directly to the bag lid or directly to the tank. The map screen is designed with an innovative stretch screen design to hold any variety of smart phones, small tablets, and even some GPS units. The bag also has a pass-thru port for motorcycle charging accessories using the convenient carry handle; either directly off the tank, or via the 4 high quality "moto centric" speed buckles that are part of the bag's "Anti Flail Snap System" on the tail.

LUGGAGE

Wet Waxed UV Treated Cotton Canvas & Leather Construction

High Quality "Motocentric" Speed Buckles and Zippers

Zipper Pulls & Strapends Feature an Anti-Flail Snap System



PEGS

Step on something super cool and realize you are in control of your style and the road ahead. Our pegs fit most H-D clevis mounts.



Havoc



Havoc

Cut from 6061 T6 aluminum, the slash cut design allows for better lean angle and performance. With racing inspired design, these pegs will look great on any street machine.

B13-1003S Clear Ano
B13-1003B Black Ano

Razorback



Razorback

These powder coated steel pegs offer good lean angle with their slash style bottom edge. The razor back gets its name from the top ridge of traction screws that line the top surface. Screws can be installed with the provided split lock washers, or give them an even more aggressive bite by removing the lock washers and installing the screws with heavy duty Loctite for more exposed screw through the top!

B13-1002B Black Ano

Stash



Stash

Cut from 6061 T6 aluminum these classic round pegs and style with added function. With a polished stainless steel end cap these pegs offer water tight storage for paper work cash or other miscellaneous small items that need a discrete place to live on your bike.

B13-1004S Clear Ano
B13-1004B Black Ano

MX Floorboards



Touring

Based off the aesthetic of our original MX-Style pegs, we now offer MX-Style Floorboards for HD Touring models! They are made of steel with just the right amount of serration to keep your feet planted. TIG welded for strength and powder coated Satin Black to blend nicely with your bike. The rider boards bolt right on 1984-2017 FL Touring models, 1984-2015 FLST/FLS and 2012-2017 FLD models.

Rider
B13-1050B

Passenger
B13-1051B

The matching passenger floorboards fit 1993-2017 FLH/T models with stock passenger floorboard mounts.

MX Pegs



Sportster & Dyna

Inspired by the bear trap style of the 70's motocross machines and designed to fit your Sporty or Dyna, our Steel MX Style Pegs offer an adjustable angle that will let you clock them to your liking; they also offer a serrated edge to keep your feet planted. These pegs are TIG welded for strength and powder coated satin black to blend nicely with your bike. Lastly is a built-in bottle opener for opening your cold one during install!

MX Pegs
B13-1000

MX Mini-Pegs
B13-1001B

We took our existing bear trap and narrowed it up a bit for a nice balanced feel to create our MX Mini Pegs. They also make an excellent passenger peg if you're already running the full size stuff up front.

FLOORBOARDS

Our MX pegs and boards are made out of steel with serration to keep your feet planted. They're powdercoated in satin black for the tough character they are. Our pegs fit most H-D clevis mounts.



SIGNALS

Our LED Turn Signals boast options for both Harley Specific and Universal model mounting. These lights vastly improve looks and performance over the stock bulb factory selection.



Strut Mount



Harley
B13-2500B

Stem Mount



Universal
B13-2501B

Stem Mount



Universal
B13-2503B

Bar Mount



Harley
B13-2502B

Fork Mount



Universal
B13-2504B

Our turn signals are designed with a powder coated cast aluminum housing as well as a red UV/impact resistant polycarbonate lens to help illuminate the bright LED units. The signals have 3 wires (Ground, Run, and Turn/Brake) and are designed for ECE/DOT compliance for road use. These lights have a bright and responsive LED replacement for the stock lights that come on your motorcycle. Note: An LED load equalizer may be required to maintain correct blinking speed and operation (any off the shelf unit will work).

13"



Sportster & Dyna

2004-2017
Chrome B13-1500C
Black B13-1500B
 1996-2003
Chrome B13-1502C
Black B13-1502B

20" w/ Pad



Sportster & Dyna

2004-2017
Chrome B13-1501C
Black B13-1501B
 1996-2003
Chrome B13-1503C
Black B13-1503B

SISSY BARS

The Burly Sissy Bar comes in a short version and a tall version that includes a compact pad for carrying a passenger. Our classic styled, one-piece sissy bar mounts to outside of fender rails for simple install and removal. Offered in Black or Chrome, our Sissy Bars will match your machine perfectly. Available for 1996-2003 & 2004+ XL Sportster models with FXDB Dyna on the way!



BARS

TIG welded for durability and come in a broad selection of styles and bends to choose from as well as most being offered in both Black and Chrome and Dimpled and Drilled for Internal Wiring.



Bagger Bars



Touring w/ Batwing
13" & 15"
Chrome & Black

The Bagger Bars are a perfect fit for full fairing touring bikes like the Street Glide and Ultra models. A dogleg bend at the bottom allows the bar to hug the fairing without impacting view of your gauges or getting in the way of speakers. The bars are dimpled and drilled for internal wiring and made for Fly By Wire. The bars are available in a Black Powder Coat or Chrome finish and proudly made in the USA.

Gorilla Apes



Touring, Dyna & Softail
10", 12", 14", 16", 18" & 20"
Chrome & Black

Our Gorilla Apes range from a modest 10" tall bar to the 20" king of the jungle! They have a 1.25" diameter tube that tapers down to 1" to mate to your stock controls and runs a 1" clamp area. Looks great on a Road King, Road Glide and most Softails & Dynas. Bars are dimpled and drilled for internal wiring. Available in chrome or black and proudly made in the US of A.

Narrow Bottom Apes



Sportster & Dyna
12", 14" & 16"
Chrome & Black

We designed our Narrow Bottom apehangers to look right over Narrow Glide front ends like Sportsters and some Dynas. Dimpled and drilled for easy internal wiring and available in black or chrome. Check out our extended cable/line kits to make install on your bike easy.

Beach Bars



Softail
Chrome Only
Beach Bar
Bikini Beach Bar
Longhorn

Classic styled **Beach Bars** were one of our first parts back in the day. Inspired by beach cruiser bars and sporting a 1.25" diameter tube, they taper down to 1" to mate to your stock controls and run a 1" clamp area. Looks great on a Road King and FL style Softail. Bars are dimpled and drilled for stock controls and wiring.

Our **Bikini Beach Bars** are essentially a narrower version of our Beach Bar Line. That being said the 1" or our 1.25" diameter Bikini Beach bars measure in at a still impressive 34.5" wide and are dimpled for stock Harley style wiring.

1" Diameter and a huge 39" in width, the **Long Horn Bar** is true to its name and the widest bar we make!

BARS

At Burly Brand we always want to be sure that you get the perfect part for your bike. Please go to our website and select your ride so we can be sure we get you exactly what you need.



BARS

TIG welded for durability and come in a broad selection of styles and bends to choose from as well as most being offered in both Black and Chrome and Dimpled and Drilled for Internal Wiring.



Clubman Bars



Sportster
Chrome & Black

Burly Clubman style bars are shaped specifically to transform your Sportster into a corner eating Café Racer. They are slotted for internal wiring with capped ends to make installation easy on you and come in a Black Powder Coat or Chrome finish. Our bars are proudly made in the USA.



Scrambler Bars



Sportster
Chrome & Black

Our Burly Scrambler bar is the perfect solution for those wanting to add some hooligan points to their build. It fits the aesthetics perfectly for whether you want your Sportster to go fast and turn left on the track or if you plan on Scrambling down some fire roads. It offers just enough height to fit your reach and on most HD's, it still uses the stock cables and brake line. The bars are Drilled for internal wiring and available in a Black Powder Coat or Chrome finish and proudly made in the USA.


Jail Bars



Sportster & Dyna
10", 12" & 14"
Chrome & Black

The Burly Jail bar delivers the agility and handling to rip up the streets with ease without sacrificing a comfortable riding position. The bars are available in 10", 12", and 14" heights in a Black Powder Coat or Chrome finish and are constructed of 1.25" steel and taper to 1" at the control area. The bars are dimpled and drilled for internal wiring. May require longer cables/lines/electrical for installation and will not fit models with integrated lower clamp. Our bars are proudly made in the USA.

Drag Bars



Sportster, Dyna & Softail
0", 7" & 9.5"
Chrome Only
0" Rise
7" Rise
9.5" Rise

Choose a Drag Bar with a built-in rise or none at all. 1.25" diameter tube tapers down to 1" to mate to your stock controls. These bars will not fit models with an integrated lower clamp and are available in a Chrome finish and proudly made in the USA.



BARS

At Burly Brand we always want to be sure that you get the perfect part for your bike. Please go to our website and select your ride so we can be sure we get you exactly what you need.

SEATS

Our selection of seats are for most Sportster models and cater to both the Cafe Racer aesthetic as well as our Brat style seat being a streamline alternative to the clunky stock piece. Covered in a marine grade vinyl and built over a fiberglass seat pan.



Solo Brat Seat



**Sportster
Solo**

2004-2015 XL
Ribbed B13-2106
Diamond B13-2107

1996-2003 XL
Ribbed B13-2000
Diamond B13-2101

Narrow and compact, the Burly Brat seats were inspired by the Japanese take on custom Sportsters and given a little of our own flavor. Our seats are hand sewn with a ribbed or diamond pattern using a high density foam. We use a thick fiberglass pan and the entire unit is made in the USA. The Burly brat seat is a straight bolt on.

2-Up Brat Seat



**Sportster
2-Up**

2004-2015 XL
Ribbed B13-2109
Diamond B13-2110

1996-2003 XL
Ribbed B13-2103
Diamond B13-2104

Our 2-Up Brat Seats are hand sewn with your choice of a ribbed or diamond stitch pattern. Using a thick, robust fiberglass pan we use a high density foam for a lasting body shape and comfort. The Burly brat seat is a straight bolt on.

Café Tail



Sportster

1986-2003 XL (Partial) B13-2000
1986-2003 XL (Full) B13-2001
2004-2006, 2010-2015 XL (Partial) B13-2006
2004-2006, 2010-2015 XL (Full) B13-2007
2007-2009 XL (Partial) B13-2008
2007-2009 XL (Full) B13-2009

Our solo tail completes the Café Racer package on your 86-14 Sporty. Made in the USA! It is available in a partially covered option with paintable black gel coat as well as a full covered version and both feature a gel insert in the seating area for maximum comfort. 2007-2009 includes brackets to support ECM. It will require removal of fender struts and relocation of OEM lighting for installation.

Lite Clutch



Sportster, Dyna, SoTail & Touring

Our Lite Clutch reduces effort required to pull clutch lever by 40%, which lessens rider fatigue and provides smoother, easier clutch action. Ideal for women riders, or stop-and-go traffic. The Lite Clutch fits inside the primary cover on Sportster® models, and the transmission cover on Big Twins.

LITE CLUTCH

Go to our website and enter your bike's year, make and model to find the fitment you need.



CABLE KITS


Burly has engineered each package to end the guesswork, mismatched lines and floppy cables by including throttle cables, clutch cable, brake line and wiring specific to the year of your bike and the kit includes instructions to help walk you through the install.

Black Ape Hanger Kit



Sportster, Dyna, Softail & Bagger/Touring

S.S. Ape Hanger Kit




Softail & Bagger/Touring

Café Cable Kit



Sportster

T-Bar Cable Kit



Sportster & Dyna

CABLE KITS

Our Cable Kits are offered in a wide variety to accommodate stock replacement and higher or lower than stock bars. Each kit is model specific and includes everything you need.



SUSPENSION

We offer a variety of parts to enhance a bike's looks and performance but nothing helps as much as altering the stance with aftermarket suspension whether you want to lower or raise up the rear.



Stiletto Shocks

Sportster
13" or 15"
Dyna
12.5" or 13.5"

Our Stiletto Shocks were created to give your bike the attitude and suspension travel that a proper cornering machine needs. The high performance damper is wrapped in a spring combination designed specifically to deal with subtle road noise and imperfections, while the main coil handles the big hits and controls bottoming. The result is a plush ride that's not afraid to play rough. Available in 13" or 15" for most Sportster models and 12.5" and 13.5" for Dyna models! We are looking to expand our applications to fit H-D Touring models and Triumph Modern Classic models in the future.



Slammer Kit



Sportster, Dyna & Touring

Dropped fork springs and stubby shocks in one easy to install and price-friendly kit. The Slammer Kit does not require disassembly of the forks and can be installed with the front end still on the bike on most models (FLH requires fork legs to come off)! The entire Slammer kit is set up to go from box to bike in under an hour with just basic tools on Sportsters and Dynas! (FLH requires fork legs to be slid down to access cap, but leg does not have to be disassembled)(SOFTAIL models include fixed lowering shock mount instead of shocks).

Slammer Shocks



Sportster, Dyna & Touring
Chrome or Black

Just want the stubby 10.5" shocks and not the whole Slammer Kit? Not a problem! Available in Black or Chrome and a simple bolt on slam for your Dyna, Bagger or Sporty.

Lowering Kits

Sportster, Dyna & Touring
Chrome or Black



Inexpensive and quick to install, Burly Lowering Blocks are the time tested method to drop virtually any H-D without breaking the bank. A bike lift and a few bolts are all that it takes to pull up to an inch and a half out of the rear of most year Sporties, Dynas and FLH (Bagger). We also offer several kits for the Softail style chassis and haven't forgotten the beloved FXR!



Softail

SUSPENSION



SUSPENSION

We offer a variety of parts to enhance a bike's looks and performance but nothing helps as much as altering the stance with aftermarket suspension whether you want to lower or raise up the rear.



Fork Preload Adjusters




Sportster & Dyna
Chrome or Black



High performance suspension preload adjuster for 1988-2015 Sportsters, 91-2005 Dyna, 87-1994 FXR (39mm forks) and 2006-2015 Dyna models (49mm forks). Easily tune your front suspension to suit your weight and riding style. Simple installation (replaces stock fork cap) and 20mm of adjustment range via hex key. Available in a black or machined aluminum finish.

Fork Spring Lowering Kit



Sportster, Dyna, Softail & Touring

Progressively wound springs deliver a compliant ride, yet resist bottoming. Kit includes components to lower bike 1" or 2". Requires disassembly of forks. Kits for most Harley models from early to current.



Get the Burly Brand stuff at any Drag Specialties, Biker's Choice or Tucker Rocky Dealer.





BURLY BRAND

Check out the collection of motorcycle handlebars and controls we offer.