

*DENSO*

# Spark Plugs | Marine/Small Engine |

| 2020



Driven by  
**Quality**

**DENSO**

A/C Components



DEAC

DENSO  
Quality

**DENSO**

Cabin Air Filter



DECF

DENSO  
Quality

**DENSO**

Diesel Fuel Filter




DEDF

DENSO  
Quality

**DENSO**

Engine Cooling



DEEC

DENSO  
Quality

**DENSO**

Lambda Sensors



DELS

DENSO  
Quality

**DENSO**

Spark Plugs | Monopoint/Small Electrode/Matrix



DEMC

DENSO  
Quality

**DENSO**

Engine Management Systems



DEMS

DENSO  
Quality

**DENSO**

Starters & Alternators




DESA

DENSO  
Quality

**DENSO**

Spark Plugs & Glow Plugs



DESG

DENSO  
Quality

**DENSO**

Wiper Blades | High Speed Wiper



DEWB

DENSO  
Quality

GB

## Table of Contents

Introduction
Installation
Characteristics
Identification
Iridium Spark Plug
Iridium Upgrade
Application Tables
– Motorcycle
– ATV and Quad
– Karting
– Snowmobile
– Small Engine
– Marine Outboard
– Marine Inboard
– Jetski
Cross Reference Chart
– Motorcycle
ATV Quad
– Karting
– Snowmobile
– Small Engine
Inboard
Outboard
– Jetski
Abbreviations

## The DENSO difference

DENSO has been setting the standard for spark plug technology since 1959. We develop all of our ranges in-house, and manufacture them in our own QS 9000 and ISO 9000 certified factories worldwide – with 'zero defects' as standard. We also provide this outstanding OE quality to the aftermarket. Including Standard, Platinum, Twin Tip and Iridium, DENSO Spark Plugs cover a complete range of continually updated references. Guaranteeing optimum engine performance, choose DENSO Spark Plugs for every automotive, motorcycle, marine and small engine application.

### Range

#### Standard

- > Copper glass seal helps heat dissipation
- > Standard U-groove
- > Deeply inserted copper core
- > Heat resistant nickel plating

#### Iridium Power

- > Superb ignitability
- > Low required voltage
- > Better acceleration response and operational stability
- > Lower fuel consumption
- > Longer lifetime

#### Iridium Racing

- > F1 technology
- > Ultimate acceleration
- > High reliability
- > Boosted performance

Type	Standard	Iridium	
	Standard	Iridium Power	Iridium Racing
U-groove	+ <sup>1</sup>	+ <sup>2</sup>	-
Tapered cut ground electrode	Some types <sup>3</sup>	+ <sup>2</sup>	-
Material ground electrode	Normal	Normal	Full Platinum
Centre electrode	2.5 mm	0.4 mm	0.4 mm <sup>4</sup>
Available heat range	9-27	16-34	24-35
Resistor	Most Types	All Types	All Types
High performance	+	++++	+++++
Fuel saving	Good	Best	-
Life time	Standard	Standard	For racing only

<sup>1</sup> Spark plug types without a 'U' in the type name do not have a U-groove

<sup>2</sup> Not applicable to IU24A, IU27A, IU31A, IUF27A and IUF31A

<sup>3</sup> Spark plug types with a 'Z' in the type name have a tapered cut ground electrode

<sup>4</sup> Except for surface gap types



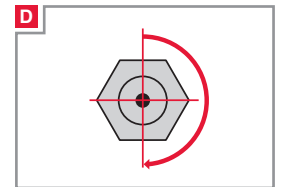
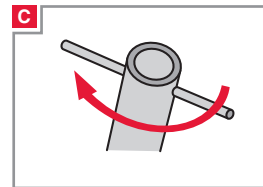
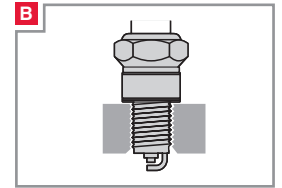
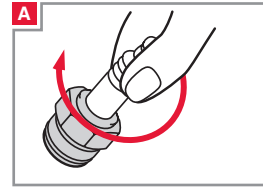
# Spark Plugs | Installation

GB

## Spark plug installation

### Recommended Torque and Tightening Angle for DENSO plugs.

1. Use the correct wrench for the hex on the plug, and be careful not to damage the insulator.
2. When changing, make sure that the oil, etc. on the outside of the plug does not enter the engine interior.
3. When putting the plugs in, clean the engine side of the flange and put in the plugs after making sure the gasket is in the flange.
4. Make sure the plugs are vertical and tighten them by hand until they cannot be tightened any further (A+B).
5. Then, use a plug wrench to tighten them accurately to the torque or rotation angle showed in the chart below (C+D).



RECOMMENDED INSTALLATION TORQUE SPECIFICATION					
	Thread size		Recommended Torque	Recommended Turns	
				New plug	Used plug
Gasket	M8	Y type	8-10 Nm	± 1 turn	± 1/12 turn
	M10	U, N type	10-15 Nm	± 2/3 turn	± 1/12 turn
	M10	Stainless steel gasket	10-15 Nm	± 3/4 turn	± 1/12 turn
	M12	SXU, X, XE, XU, ZXE, ZXU type	15-20 Nm	± 1/3 turn	± 1/12 turn
	M14	FK, J, K, KJ, P, PK, PKJ, PQ, Q, QJ, QL, S, SF, SK, SKJ, SV, SVK, VK, VKJ, W, ZT type	20-25 Nm	± 1/2 turn	± 1/12 turn
	M14	Stainless steel gasket	20-25 Nm	± 2/3 turn	± 1/12 turn
	M18	L, M, MA, MW type	30-40 Nm	± 1/4 turn	± 1/12 turn
Taper seat	M14	PT, PTJ, T type	20-30 Nm	± 1/16 turn	± 1/16 turn
	M18	MA type	30-40 Nm	± 1/4 turn	± 1/12 turn



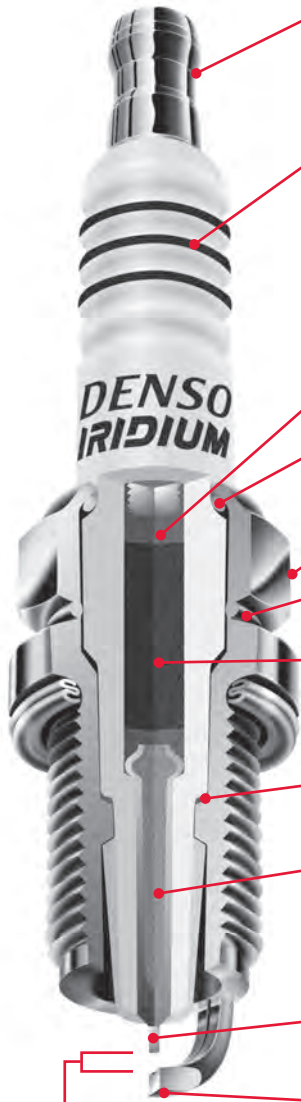
If a thread lubricant such as grease is coated on the thread, tightening to the recommended torque is tightening too much; this has been linked to seal leakage. Do not use a thread lubricant.

Tightening more than the tightening angles and torques shown in the above table could result in damage to the engine and furthermore could result in the plug coming off at the thread.

# Spark Plugs | Characteristics

GB

## Spark Plug Characteristics



### Terminal

- > Thread, removable, crimped or solid

### Ceramic insulator

- > The five rib design is used throughout the surface
- > This reduces voltage loss and prevents missed sparks
- > High-purity alumina is used
- > Good electrical insulation, durability and thermal conductivity
- > Chemically stable

### Special copper-glass seal

- > Air tightness, durability and thermal conductivity are good.

### Ring

### Housing

- > A highly corrosion resistant nickel plating

### Electrical heat seal

- > Heat resistance, gives good hermeticity and low variation in heat range.

### Resistor

- > With a 5 K $\Omega$  resistance, reduces radio noise.

### Packing

### Copper cored center electrode

- > Compared to other manufacturers, DENSO uses higher copper concentrations for better thermal properties
- > From low to high speeds, a strong steady spark.

### Center electrode

- > DENSO's iridium plugs have the world's smallest 0,4mm diameter center electrode

### Ground electrode

- > Available with U-groove which gives a more complete combustion
- > Taper cut results in a steady ignition.
- > Available with Platinum tip for long lifetime
- > Available with needle tip for long lifetime and best ignitability

### Spark gap

- > Most DENSO Spark Plugs are pre-gapped to fit your application, you don't need to gap it yourself

# Spark Plugs | Identification Table

GB

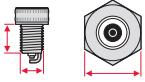


## Iridium Plugs / Platinum Plugs / Standard Plugs

IDENTIFYING DENSO SPARK PLUGS									
	W	16	E	XR	-U	11			
S	K	20		PR	-A	11			
S	XU	22	H	CR	-11S				
Type of precious metal	Thread Diameter and Hex Size	Heat Range				Reach	Shape (Type)		
<b>D</b> ..... 0.7 mm diameter iridium with needle type platinum <b>F</b> ..... 0.55 mm diameter iridium with needle type platinum <b>P</b> ..... 1.1 mm diameter platinum with platinum tip <b>S</b> ..... 0.7 mm diameter iridium with platinum tip <b>SV</b> ..... 0.4 mm diameter iridium with platinum tip <b>Z</b> ..... 0.55 mm diameter iridium with platinum tip	<b>C</b> ..... 12x14.0 <b>L</b> ..... 18x22.2 (Reach: 12.7 mm) <b>M</b> ..... 18x25.4 (Reach: 12 mm) <b>MA</b> ..... 18x20.6 (Taper seat, Reach: 12 mm) <b>MW</b> ..... 18x20.6 (Reach: 12 mm) <b>J</b> ..... 14x20.6 (Projected plug) <b>K</b> ..... 14x16.0 (Miniature plug) <b>KJ</b> ..... 14x16.0 (Projected Miniature plug) <b>LP</b> ..... 14x20.6 (Plug for LPG applications) <b>Q</b> ..... 14x16.0 (Miniature plug) <b>QJ</b> ..... 14x16.0 (Projected Miniature plug) <b>QL</b> ..... 14x20.6 (Miniature long cylinder housing plug) <b>S</b> ..... 14x20.6 (Surface gap plug for RE engines) <b>T</b> ..... 14x16.0 (Taper seat) <b>W</b> ..... 14x20.6 ..... 14x19.0 (Compact type) <b>X</b> ..... 12x18.0 <b>XE</b> ..... 12x14.0 <b>XU</b> ..... 12x16.0 <b>N</b> ..... 10x16.0 <b>U</b> ..... 10x16.0 <b>Y</b> ..... 8x13.0	<b>DENSO</b> NGK CHAMPION BOSCH	<b>A</b> ..... 19.0 mm (Spark position: 7.0 mm) J16AR-U11 <b>A</b> ..... 21.5 mm S29A <b>B</b> ..... 19.0 mm (Spark position: 9.5 mm) J16BR-U <b>C</b> ..... 19.0 mm (Spark position: 5.0 mm) KJ20CR-L11 <b>D</b> ..... 19.0 mm (Shroud 2) K20DTR-S11 <b>E</b> (With gasket) ..... 19.0 mm W16EX-U ..... 20.0 mm W25EBR <b>E</b> (Taper seat) ..... 19.0 mm T16EPR-U <b>F</b> ..... 12.7 mm W20FP-U <b>FE</b> ..... 19.0 mm (Half thread) U24FER9 <b>G</b> ..... 19.0 mm (Shroud 3.5) PK20GR8 <b>G</b> ..... 19.0 mm (Shroud 3) X27GPR-U <b>H</b> ..... 26.5 mm QJ16HR-U <b>H</b> ..... 19.0 mm (Spark position: 8.5 mm) K16HPR-U11 <b>L</b> ..... 11.2 mm W14L <b>N</b> (Taper seat, Half thread) ..... 17.5 mm T20NR-U11 <b>V</b> (Taper seat) ..... 25.0 mm PT16VR13 <b>None</b> ..... 9.5 mm W14M-U ..... 11.2 mm L14-U, M24S ..... 19.0 mm SK20R11 ..... 21.5 mm S29A <b>None</b> (Taper seat) ..... 8.3 mm T20M-U ..... 11.2 mm T16PR-U				<b>A</b> ..... Double ground electrodes W22EA <b>AY</b> ..... Double ground electrodes with bent shape J16AY <b>B</b> ..... Triple ground electrodes W22EB <b>BG</b> ..... Triple ground electrodes (shroud) SK20BGR11 <b>C</b> ..... Shroud 1.5mm SXU22HCR11 <b>D</b> ..... 4 ground electrodes W27EDR <b>D</b> ..... Projected (1.5 mm projection, spark position 3.5 mm) XU22HDR9 <b>E</b> ..... Shroud: 2.0mm FXE20HE11 <b>K</b> ..... Projected (1 mm projection) W16EKR-S11 <b>LM</b> ..... Compact type (Hex 20.6 mm) W14LM-U <b>M</b> ..... Shortened insulator head length W27EMR-C <b>M</b> ..... Compact type (Hex 19.0 mm) W20M-U <b>P</b> ..... Projected (1.5 mm projection) W16EP-U <b>Q</b> ..... Projected 2mm, Spark position 3.5mm <b>R</b> ..... 5Kohm resistor K16R-U <b>S</b> ..... Non-projected (0 mm Projection) W22ES-U <b>S</b> ..... Iridium on a single side KJ20SR11 <b>T</b> ..... Double ground electrodes K16TR11 <b>TM</b> ..... Double ground electrodes K22TMR11 <b>TN</b> ..... Double ground electrodes K22TNR-S <b>X</b> ..... Fully projected (2.5 mm Projection) W16EX-U	<b>-A</b> ..... Special specification SK16PR-A11 <b>-B</b> ..... Special specification K16PSR-BB <b>-C</b> ..... Cut-back ground electrode W27EMR-C <b>-D</b> ..... Copper-core Ground DK20PR-D13 <b>-E</b> ..... Special specification SK16PR-E11 <b>-F</b> ..... Special specification SK16PR-F11 <b>-G</b> ..... Grease applied on to threads, for CNG SK20R8-G <b>-GL</b> ..... Platinum center electrode X22EPR-GL <b>-L</b> ..... Heat resistant ground electrode K20PR-L11 <b>-L</b> ..... 3.5 mm projected insulator for motorcycles W20FP-L <b>-L</b> ..... Retracted insulator for motorcycles W20FR-L <b>-M</b> ..... Larger ground electrode SK20PR-M11S <b>-N</b> ..... For Yamaha and Kawasaki U27ESR-N <b>-P</b> ..... Double Platinum Ground Electrode SK20R-P11 <b>-P</b> ..... Single-sided platinum plug K16PR-P11 <b>-R</b> ..... 10K ohm resistor K22PR-UR <b>-S</b> ..... Semi-surface gap discharge type W20EP-S11 <b>-S</b> ..... Stainless gasket U27FER9S <b>-T</b> ..... For LPG SK20HR8-T <b>-T</b> ..... Special specification FK20HBR11-T <b>-TP</b> ..... Taper-cut, single-side platinum plug K20PR-TP11 <b>-U</b> ..... U groove ground electrode K16PR-U <b>-US</b> ..... Star-shaped center electrode W20M-US <b>-V</b> ..... 1.3 mm diameter, nickel center electrode W27ES-V	<b>5</b> ..... 0.5 mm (.020") <b>8</b> ..... 0.8 mm (.032") <b>9</b> ..... 0.9 mm (.035") <b>10</b> ..... 1.0 mm (.040") <b>11</b> ..... 1.1 mm (.044") <b>13</b> ..... 1.3 mm (.050") <b>14</b> ..... 1.4 mm (.055") <b>15</b> ..... 1.5 mm (.060") <None> Cars: 0.8 mm M/C: 0.7 mm <Exceptions> P16R, PQ16R, PQ20R are 1.1 mm

# Spark Plugs | Identification Table

GB

## IRIDIUM POWER® Series (Power, Tough, Plus)

IDENTIFYING DENSO SPARK PLUGS																																																
I	U	27	A																																													
VF	KH	20																																														
																																																
High Performance Plug	Thread Diameter, Reach and Hex Size	Heat Range			Shape (Type)																																											
<b>I</b> ..... 0.4 mm diameter iridium <b>V</b> ..... 0.4 mm diameter iridium with platinum tip <b>VF</b> ... 0.4 mm diameter iridium with needle type platinum tip	<Thread Diameter x Reach x Hex Size> (mm) <b>CH</b> ... 12x26.5x14.0 <b>K</b> .... 14x19.0x16.0 <b>KA</b> ... 14x19.0 (Shrouded, New Triple Electrodes)x16.0 <b>KB</b> ... 14x19.0 (New Triple Electrodes)x16.0 <b>KBH</b> ... 14x26.5 (New Triple Electrodes)x16.0 <b>KD</b> ... 14x19.0 (Shrouded)x16.0 <b>KH</b> ... 14x26.5x16.0 <b>NH</b> ... 10x19.0 (Half Thread)x16.0 <b>T</b> .... 14x17.5 (Taper Seat)x16.0 <b>TF</b> ... 14x11.2 (Taper Seat)x16.0 <b>TL</b> ... 14x25.0 (Taper Seat, Long Insulator)x16.0 <b>TV</b> ... 14x25.0 (Taper Seat)x16.0 <b>Q</b> .... 14x19.0x16.0 <b>U</b> .... 10x19.0x16.0 <b>UF</b> ... 10x12.7x16.0 <b>UH</b> ... 10x19.0 (Half Thread)x16.0 <b>W</b> .... 14x19.0x20.6 <b>WF</b> ... 14x12.7x20.6 <b>WM</b> ... 14x19.0x20.6 (Compact Insulator) <b>X</b> .... 12x19.0x18.0 <b>XEH</b> ... 12x26.5 (Shroud 2.0)x14.0 <b>XG</b> ... 12x19.0 (Shroud 3.0)x18.0 <b>XU</b> ... 12x19.0x16.0 <b>XUH</b> ... 12x26.5x16.0 <b>Y</b> .... 8x19.0 (Half Thread)x13.0	<table border="1"> <thead> <tr> <th>DENSO</th> <th>NGK</th> <th>CHAMPION</th> <th>BOSCH</th> </tr> </thead> <tbody> <tr> <td>16</td> <td>5</td> <td>12,11</td> <td>8</td> </tr> <tr> <td>20</td> <td>6</td> <td>10,9</td> <td>7,6</td> </tr> <tr> <td>22</td> <td>7</td> <td>8,7</td> <td>5</td> </tr> <tr> <td>24</td> <td>8</td> <td>6,63,61</td> <td>4</td> </tr> <tr> <td>27</td> <td>9</td> <td>4,59</td> <td>3</td> </tr> <tr> <td>29</td> <td>9.5</td> <td>57</td> <td></td> </tr> <tr> <td>31</td> <td>10</td> <td>55</td> <td>2</td> </tr> <tr> <td>32</td> <td>10.5</td> <td>53</td> <td></td> </tr> <tr> <td>34</td> <td>11</td> <td></td> <td></td> </tr> <tr> <td>35</td> <td>11.5</td> <td></td> <td></td> </tr> </tbody> </table>	DENSO	NGK	CHAMPION	BOSCH	16	5	12,11	8	20	6	10,9	7,6	22	7	8,7	5	24	8	6,63,61	4	27	9	4,59	3	29	9.5	57		31	10	55	2	32	10.5	53		34	11			35	11.5			<b>A</b> ..... Slant electrode, No U-Groove, No taper cut <b>B</b> .... Projected insulator (1.5 mm) <b>C</b> .... No U-Groove <b>D</b> .... No U-Groove, Inconel ground electrode <b>E</b> .... Shroud: 2 mm <b>ES</b> .. Stainless steel gasket <b>F</b> .... Special specification <b>G</b> .... Stainless steel gasket <b>I</b> ..... Spark position: 4 mm Projected insulator (1.5 mm) <b>J</b> .... Spark position: 5 mm <b>K</b> .... Spark position: 4 mm Projected insulator (2.5 mm) <b>L</b> .... Spark position: 5 mm <b>T</b> .... For LPG applications <b>Y</b> .... 0.8 mm gap <b>Z</b> .... Taper cut	
DENSO	NGK	CHAMPION	BOSCH																																													
16	5	12,11	8																																													
20	6	10,9	7,6																																													
22	7	8,7	5																																													
24	8	6,63,61	4																																													
27	9	4,59	3																																													
29	9.5	57																																														
31	10	55	2																																													
32	10.5	53																																														
34	11																																															
35	11.5																																															

# Spark Plugs | Iridium Spark Plugs

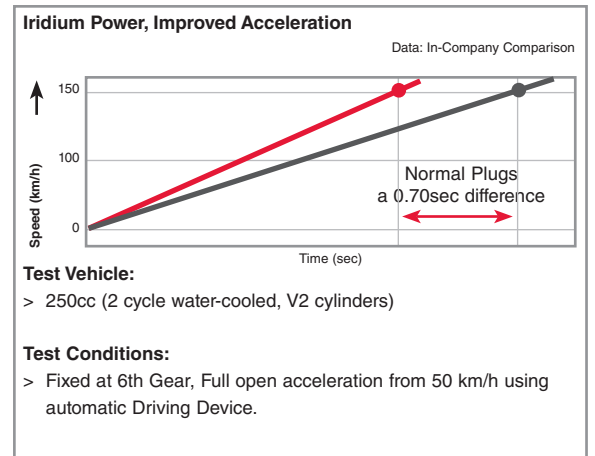
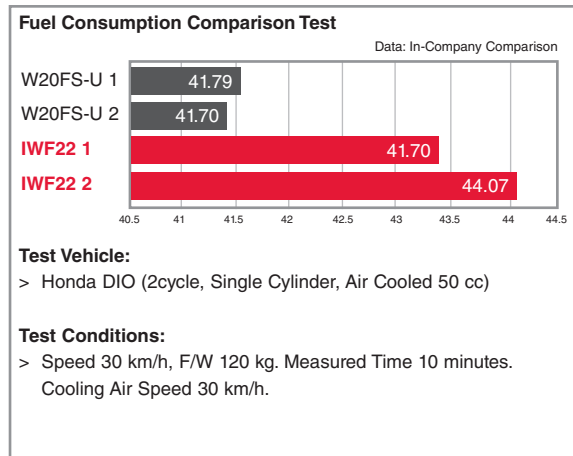

GB

## Iridium Power

Using the world's first 0.4mm dia. Iridium center electrode, Iridium Power displays superb ignitability and low required voltage, drawing out better performance from your car:

- > **Improved output**  
Iridium Power has a low required voltage and a high ignitability, resulting in less misfiring and no spar, the outcome being a dramatic improvement in combustion. Engine output is thus increased.
- > **Improved acceleration**  
With steady ignitability, acceleration performance is improved dramatically.
- > **Improved power**  
The 0.4mm center electrode increases output under various driving conditions
- > **Lower fuel consumption**  
Even during idling ignition more output is assured, with less fuel consumption and less noise

## IRIDIUM POWER®



# Spark Plugs | Iridium Spark Plugs


GB

## Iridium Racing

**Top performance on the circuit!**  
Use Iridium Racing and experience a ride like never before.

- > **Improved output**  
More power with an ideal combustion cycle.
- > **Improved acceleration**  
Unbeatable acceleration performance on the circuit.

## IRIDIUM RACING®



Time to reach 100 km/h (s) \*

Plug	13.9	14.0
<b>IRIDIUM RACING</b>	13.950	
Regular racing plug (0,8 mm electrode)	13.985	

**Test Vehicle:**

> 250cc (2- cycle water cooled, 2 cylinder)

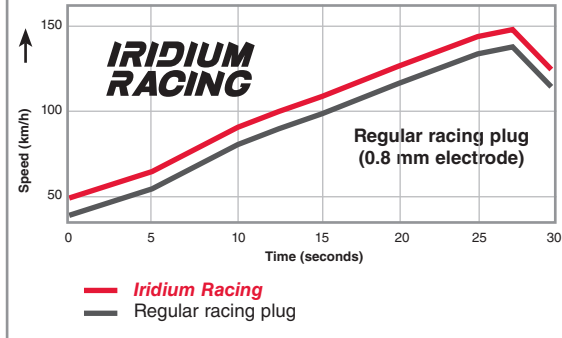
**Test Conditions:**

> R/L 50 km, then accelerating for 27 seconds at full throttle (locked in 6th gear)





\* The data shown is from internal studies. Also, the "regular racing plug" referred to here is a DENSO product.





Iridium Racing, Improved Acceleration

Data: In-Company Comparison











# Spark Plugs | Iridium Upgrade

			
-	-	IK24	IK01-24 / IK02-24
-	-	IK24	IK01-24 / IK02-24
-	-	IK27	IK01-27 / IK02-27
-	-	IK27	IK01-27 / IK02-27
-	-	IK31	IK01-31 / IK02-31
-	-	IK34	IK01-34
-	-	IKH24	IKH01-24
-	-	IKH27	IKH01-27
-	-	IQ24	IQ01-24 / IQ02-24
-	-	IQ27	IQ01-27 / IQ02-27
-	-	IQ31	IQ01-31 / IQ02-31
-	-	IQ34	IQ01-34
-	-	IU20	IU01-24
-	-	IU24	IU01-24
-	-	IU24A	IU01-24
-	-	IU24D	IU01-24
-	-	IU27	IU01-27 / RU01-27
-	-	IU27A	IU01-27 / RU01-27
-	-	IU27	IU01-27 / RU01-27
-	-	IU31	IU01-31 / RU01-31
-	-	IU31A	IU01-31 / RU01-31
-	-	IUH24	IU01-24
-	-	IUH24	IU01-24
-	-	IUH27	IU01-27 / RU01-27
-	-	IUH27	IU01-27 / RU01-27
-	-	IW24	IW01-24
-	-	IW27	IW01-27 / IW06-27
-	-	IW29	IW01-29
-	-	IW31	IW01-31 / IW06-31
-	-	IW34	IW06-34
-	-	IWM27	IWM01-29
-	-	IWM31	IWM01-31
-	-	IX24	IXU01-24
-	-	IX24B	IXU01-24
-	-	IX27	IXU01-27
-	-	IX27B	IXU01-27
-	-	IXG24	IXU01-24
-	-	IXG27	IXU01-27
-	-	IXU24	IXU01-24
-	-	IXU27	IXU01-27
J16A-U11	J16AR-U11	-	-
J16B-U11	J16BR-U11	-	-
-	J16CR-U	IW16	-
-	K16HPR-U11	IKH16	-
-	K16HR-U11	IKH16	-
-	K16PR-L11	IK16	-
-	K16PR-U	IK16	-
K16P-U11	K16PR-U11	IK16	-
-	K16R-U	IK16	-
-	K16R-U11	IK16	-
-	K16TNR-S9	IK16	-
-	K16TR11	IK16	-
-	K20BR-S10	IK20	-
-	K20HR-U11	IKH20	-
-	K20PBR	IK20	-
-	K20PBR-S10	IK20	-
-	K20PR-L11	IK20	-
-	K20PR-U11	IK20	-
-	K20PTR-S	IK20	-
K20P-U	K20PR-U	IK20	-
-	K20R-U	IK20	-
-	K20R-U11	IK20	-
-	K20TNR	IK20	-
-	K20TNR-S	IK20	-
-	K20TNR-S9	IK20	-
-	K20TR11	IK20	-
-	K20TXR	IK20	-
K22PB	K22PBR-S	IK22	-
-	K22PR-L11	IK22	-

			
-	K22PR-U	IK22	-
-	K22PR-U11	IK22	-
-	K22TMR11	IK22	-
-	K22TNR-S	IK22	-
-	K24PR-U11	IK24	IK01-24 / IK02-24
-	KJ14CR11	IK16L	-
-	KJ14CR-L11	IK16L	-
-	KJ16CR11	IK16L	-
-	KJ16CR-L11	IK16L	-
-	KJ16CR-U11	IK16L	-
-	KJ20CR11	IK20L	-
-	KJ20CR-L11	IK20L	-
-	KJ20CR-U11	IK20L	-
-	KJ20DR-M11	IK20L	-
-	KJ22CR-L11	IK22	-
-	KJ22CR-L8	IK22	-
MA9P-U	MA9PR-U	-	-
MA20P-U	MA20PR-U	-	-
-	N24EXRB	IU24	IU01-24
-	Q14R-U11	IQ16	-
-	Q16PR-U	IQ16	-
Q16P-U11	Q16PR-U11	IQ16	-
-	Q16R-U	IQ16	-
Q16-U11	Q16R-U11	IQ16	-
Q20P-U	Q20PR-U	IQ20	-
Q20P-U11	Q20PR-U11	IQ20	-
-	Q20R-U	IQ20	-
Q20-U11	Q20R-U11	IQ20	-
-	Q22PR-U11	IQ22	-
Q22P-U	Q22PR-U	IQ22	-
-	QJ16CR11	IQ16	-
-	QJ20CR11	IQ20	-
-	T14PR-U	ITF16	-
-	T16EPR-U	IT16	-
-	T16EPR-U15	IT16	-
-	T16NR-U11	IT16	-
-	T16PR-U11	ITF16	-
-	T16PR-U15	ITF16	-
T16P-U	T16PR-U	ITF16	-
-	T16R-U	IT16	-
-	T16VR-U10	ITV16	-
-	T20EPR-U15	IT20	-
T20EP-U	T20EPR-U	IT20	-
-	T20NR-U11	IT20	-
-	T20PR-U11	ITF20	-
-	T20PR-U15	ITF20	-
T20P-U	T20PR-U	ITF20	-
T22EP-U	-	IT22	-
TR22-10	-	IWF22	-
-	U14FSR-UB	IUF14-UB	-
U16FS-U	U16FSR-U	-	-
U16FS-UB	U16FSR-UB	-	-
-	U20EPR9	IU20	-
-	U20ESR-N	IU20	-
U20FS-U	U20FSR-U	IUF22	-
U22ES-N	U22ESR-N	IU22	-
-	U22ETR	IU22	-
-	U22FER9	IUH24	-
U22FS-U	U22FSR-U	IUF22	-
-	U24EPR9	IU24A	IU01-24
U24ES-N	U24ESR-N	IU24	IU01-24
-	U24ESR-NB	IU24	IU01-24
-	U24ETR	IU24A	IU01-24
U24FE9	U24FER9	IUH24	IU01-24
U24FS-U	U24FSR-U	IUF24	-
U27ES-N	U27ESR-N	IU27	IU01-27 / RU01-27
-	U27ESR-NB	IU27	IU01-27 / RU01-27
-	U27ETR	IU27A	IU01-27 / RU01-27
-	U27FER9	IUH27	IU01-27 / RU01-27
-	U31ESR-N	IU31	IU01-31 / RU01-31


# Spark Plugs | Iridium Upgrade









			
-	U31ETR	IU31A	IU01-31 / RU01-31
-	-	IK24	IK01-24 / IK02-24
-	-	IK27	IK01-27 / IK02-27
-	-	IUH24	IU01-24
-	-	IUH27	IU01-27 / RU01-27
-	-	IXU24	IXU01-24
W9EX-U	W9EXR-U	-	-
W9LM-US	W9LMR-US	-	-
W14EP-U	W14EPR-U	IW16	-
-	W14EXR-U11	IW16	-
W14EX-U	W14EXR-U	IW16	-
W14FP-U	W14FPR-U	IWF16	-
W14FP-UL	W14FPR-UL	IWF16	-
W14FP-UL10	W14FPR-UL10	IWF16	-
-	W14FR-L	IWF16	-
W14F-U	W14FR-U	-	-
W14LM-U	W14LMR-US	-	-
W14LM-US	W14LMR-US	-	-
W14MP-U10	W14MPR-U10	-	-
W14M-U	W14MR-U	-	-
-	W16EKR-S11	IW16	-
W16EPB10	-	IW16	-
W16EP-U	W16EPR-U	IW16	-
W16EP-U11	W16EPR-U11	IW16	-
W16ES-U	W16ESR-U	-	-
-	W16ETR-S	IW16	-
-	W16EXR-U11	IW16	-
-	W16EXR-U13	IW16	-
W16EX-U	W16EXR-U	IW16	-
W16FP-U	W16FPR-U	IWF16	-
W16FS-U	W16FSR	-	-
-	W20EKR-S11	IW20	-
W20EP11	W20EPR11	IW20	-
W20EPB	W20EPBR-S	IW20	-
W20EP-S11	W20EPR-S11	IW20	-
W20EP-U	W20EPR-U	IW20	-
W20EP-U11	W20EPR-U11	IW20	-
W20ES-U	W20ESR-U	-	-
-	W20ETR-L	IW20	-
-	W20EXR-U11	IW20	-
W20EX-U	W20EXR-U	IW20	-
W20FP-L	W20FPR-L	IWF20	-
W20FP-U	W20FPR-U	IWF20	-
W20FP-U10	W20FPR-U10	IWF20	-
-	W20FR-L	IWF20	-
W20FS-U	W20FSR-U	IWF20	-
W20S-U	W20SR-U	-	-
W22EPB	-	IW22	-
W22EP-U	W22EPR-U	IW22	-
W22EP-U11	W22EPR-U11	IW22	-
W22ES-U	W22ESR-U	-	-
-	W22ETR-L	IW22	-
-	W22ETR-L8	IW22	-
W22FP-U	W22FPR-U	IWF22	-
W22FP-U10	-	IWF22	-
-	W22FSR	IWF22	-
W22FS-U	-	IWF22	-
W22MP-U	W22MPR-U	-	-
-	W24EMR-C	IWM24	-
W24EP-U	W24EPR-U	IW24	IW01-24
-	W24ESR	IW24	IW01-24
W24ES-U	W24ESR-U	IW24	IW01-24
W24ES-V	W24ESR-V	IW24	IW01-24
-	W24FPR	IWF24	-
W24FP-U	W24FPR-U10	IWF24	-
-	W24FR-L	IWF24	-
W24FS-U	W24FSR	IWF24	-
W24FS-U10	W24FSR-U10	IWF24	-
-	W27EBR	-	IRE01-27
-	W27EMR-C	IWM27	IWM01-29









			
-	W27ESR	IW27	IW01-27 / IW06-27
W27ES-U	W27ESR-U	IW27	IW01-27 / IW06-27
W27ES-V	W27ESR-V	IW27	IW01-27 / IW06-27
W27FS-U	W27FSR	IWF27	-
W27FS-U10	W27FSR-U10	IWF27	-
-	W29EBR	-	IRE01-31
W31ES-U	W31ESR-U	IW31	IW01-31 / IW06-31
-	X20EPR-U9	IX22B	-
X20ES-U	X20ESR-U	-	-
X20FS-U	X20FSR-U	-	-
X22EP-U9	X22EPR-U9	IX22B	-
X22ES-U	X22ESR-U	IX22	-
X24EP-U9	X24EPR-U9	IX24B	IXU01-24
X24ES-U	X24ESR-U	IX24	IXU01-24
-	X24GPR-U	IXG24	IXU01-24
X27EP-U9	X27EPR-U9	IX27B	IXU01-27
X27ES-U	X27ESR-U	IX27	IXU01-27
-	X27ETR	IX27	IXU01-27
-	X27GPR-U	IXG27	IXU01-27
X31ES-U	X31ESR-U	-	IXU01-31
-	X31ETR	-	IXU01-31
-	XU20EPR-U	IXU22	-
-	XU20HR9	-	-
-	XU22EPR-U	IXU22	-
-	XU22HDR9	IXUH22I	-
-	XU22PR9	IXU22	-
-	XU24EPR-U	IXU24	IXU01-24
-	XU27EPR-U	IXU27	IXU01-27
-	Y24FER-C	IY24	-
-	Y27FER-C	IY27	-
-	Y31FER-C	IY31	-











# DENSO Motorcycle



















	KW			Direct Fit			Upgrade		
									
<b>APRILIA</b>									
50 cc - AF-1 50	3		01/1988->12/1992	1	W27ESR-U	4045	0,5	IW27	5317
50 cc - AF-1 50 Futura	2		01/1988->12/1992	1	W27ESR-U	4045	0,5	IW27	5317
50 cc - AF-1 50 Replica	2		01/1987->12/1990	1	W27ESR-U	4045	0,5	IW27	5317
50 cc - Amico 25 CatCon. (MK)	1		01/1996->12/2001	1	W22FSR	4024	0,5	IWF22	5379
50 cc - Amico 50 CatCon. (GC)	2		01/1990->12/1994	1	W22FPR-U	4022	0,5	IWF22	5379
50 cc - Amico 50 GL CatCon. (HV)	2		01/1993->12/1999	1	W22FPR-U	4022	0,5	IWF22	5379
50 cc - Amico 50 LX CatCon.	2		01/1995->12/1996	1	W22FPR-U	4022	0,5	IWF22	5379
50 cc - Amico 50 Sport CatCon.	2		01/1992->12/1993	1	W22FPR-U	4022	0,5	IWF22	5379
50 cc - Area 51 CatCon. (MY)	3		01/1998->12/2003	1	W24FSR	4037	0,6	IWF24	5380
50 cc - Area 51 Replica (MY)	3		01/2000->12/2003	1	W24FSR	4037	0,6	IWF24	5380
50 cc - Area 51 SBK CatCon. (MY)	3		01/2000->12/2002	1	W24FSR	4037	0,6	IWF24	5380
50 cc - Classic 50 (GI)	2	AM	01/1993->12/1998	1	W24ESR-U	4033	0,6	IW24	5316
50 cc - ET 50	3/4		01/1987->	1	W27ESR-U	4045	0,5	IW27	5317
50 cc - ET 50 Fire	3		01/1989->	1	W27ESR-U	4045	0,5	IW27	5317
50 cc - ET 50 Tuareg	4		01/1987->	1	W27ESR-U	4045	0,5	IW27	5317
50 cc - Europa	2		01/1990->	1	W27ESR-U	4045	0,5	IW27	5317
50 cc - Gulliver AC CatCon. (LH)	3	Air cooled	01/1995->12/1998	1	W22FSR	4024	0,5	IWF22	5379
50 cc - Gulliver LC CatCon. (LH)	3	Liquid cooled	01/1997->12/1999	1	W24FSR	4037	0,5	IWF24	5380
50 cc - Habana 50 CatCon. (PK)	2		01/1999->12/2001	1	W24FPR	4188	0,6	IWF24	5380
50 cc - Habana 50 Custom CatCon. (PK)	2		01/1999->12/2001	1	W24FPR	4188	0,6	IWF24	5380
50 cc - MC Gulliver CatCon. (LH)	3	Air cooled	01/1996->12/1999	1	W22FSR	4024	0,5	IWF22	5379
50 cc - MC Gulliver CatCon. (LH)	3	Liquid cooled	01/1996->12/1999	1	W24FSR	4037	0,5	IWF24	5380
50 cc - Mojito 50 CatCon. (TF)	2	Morini	01/1999->12/2003	1	W24FPR	4188	0,6	IWF24	5380
50 cc - Mojito 50 Custom CatCon. (TF)	2	Morini	01/1999->12/2004	1	W24FPR	4188	0,6	IWF24	5380
50 cc - Mojito 50 Custom CatCon. (TF)	3	Piaggio	01/2005->12/2013	1	W24ESR-U	4033	0,6	IW24	5316
50 cc - MX 50 (ST)	6	AM6	01/2003->12/2005	1	W27ESR-U	4045	0,6	IW27	5317
50 cc - Rally 50 (MD)	2/3	Air cooled	01/1990->12/1996	1	W22FSR	4024	0,6	IWF22	5379
50 cc - Rally 50 (MD)	2/3	Liquid cooled	01/1990->12/1996	1	W24FSR	4037	0,6	IWF24	5380
50 cc - Rally 50 AC CatCon. (MD)	3	Air cooled	01/1995->12/2003	1	W22FSR	4024	0,6	IWF22	5379
50 cc - Rally 50 LC CatCon. (MD)	3	Liquid cooled	01/1997->12/1998	1	W24FSR	4037	0,6	IWF24	5380
50 cc - Red Rose 50 (GI)	2		01/1988->12/1994	1	W27ESR-U	4045	0,5	IW27	5317
50 cc - RS 50 (HP)	2	AM5	01/1994->12/1997	1	W24ESR-U	4033	0,5	IW24	5316
50 cc - RS 50 Extrema (HP)	2	AM5	01/1993->12/1997	1	W24ESR-U	4033	0,5	IW24	5316
50 cc - RS 50 Replica (PG)	2	AM6	01/1999->12/2001	1	W24ESR-U	4033	0,8	IW24	5316
50 cc - RS 50 Replica (PL)	2		01/2006->12/2010	1	W27ESR-U	4045	0,7	IW27	5317
50 cc - RS 50 Replica (SE)	2		01/2002->12/2005	1	W27ESR-U	4045	0,7	IW27	5317
50 cc - RS4 50	2		04/2015->	1	W24ESR-U	4033	0,8	IW24	5316
50 cc - RX 50 (ST)	2/3	AM; Piaggio	01/1990->	1	W27ESR-U	4045	0,7	IW27	5317
50 cc - Scarabeo AC 50 CatCon. (MS)	2	Minarelli	01/1994->12/2001	1	W22FSR	4024	0,6	IWF22	5379
50 cc - Scarabeo AC Ditech	4	IE50 Morini	01/2003->12/2004	1	N24EXRB	4225	0,7	IU24	5362
50 cc - Scarabeo AC Ditech (SC)	3	IE50 Morini	01/2003->12/2004	1	N24EXRB	4225	0,7	IU24	5362
50 cc - Sonic AC CatCon. (PB)	2	Air cooled	01/1998->12/2001	1	W24FSR	4037	0,6	IWF24	5380
50 cc - Sonic LC CatCon. (PB)	2/3	Liquid cooled	01/1998->12/1999	1	W24FSR	4037	0,6	IWF24	5380
50 cc - Sportcity One 2T	4	C421M, Air cooled	06/2008->12/2013	1	W24ESR-U	4033	0,6	IW24	5316
50 cc - Sportcity One 4T	2	C77M, Air cooled	06/2008->12/2010	1	U24ESR-NB	4223	0,7	IU24	5362
50 cc - SR 50 CatCon. (LB)	2	Minarelli, Air cooled	01/1993->12/1997	1	W22FSR	4024	0,5	IWF22	5379
50 cc - SR 50 LC CatCon. (LB)	3	Minarelli, Liquid cooled	01/1996->12/1997	1	W24FSR	4037	0,7	IWF24	5380
50 cc - SR 50 LC Ditech (RL)	4	IE50 Morini	01/2001->12/2004	1	N24EXRB	4225	0,9	IU24	5362
50 cc - SR 50 LC Ditech Racing (RL)	2/3	IE50 Morini	01/2001->12/2003	1	N24EXRB	4225	0,9	IU24	5362
50 cc - SR 50 LC Ditech Replica	4	IE50 Morini	01/2003->12/2004	1	N24EXRB	4225	0,9	IU24	5362
50 cc - SR 50 LC Ditech Sport Pro (LC)	4	IE50 Morini	01/2003->12/2003	1	N24EXRB	4225	0,9	IU24	5362
50 cc - SR 50 LC Funmaster (RL)	3	C364	01/2003->12/2004	1	W27ESR-U	4045	0,7	IW27	5317
50 cc - SR 50 LC Funmaster Racing (RL)	3	C364	01/2004->12/2004	1	W27ESR-U	4045	0,7	IW27	5317
50 cc - SR 50 LC Racing CatCon.	2	Minarelli, Liquid cooled	01/1999->12/2001	1	W24FSR	4037	0,7	IWF24	5380
50 cc - SR 50 LC Sport CatCon.	3	Minarelli, Liquid cooled	01/2000->12/2002	1	W24FPR	4188	0,7	IWF24	5380
50 cc - SR 50 LC Sport CatCon. (RL)	2	Minarelli, Liquid cooled	01/2000->12/2002	1	W24FPR	4188	0,7	IWF24	5380
50 cc - SR 50 LC Sport Ditech (RL)	2/3	IE50 Morini	01/2001->12/2003	1	N24EXRB	4225	0,9	IU24	5362
50 cc - SR 50 Motard (C50)	3		09/2010->	1	W27ESR-U	4045	0,6	IW27	5317
50 cc - SR 50 Netscaper CatCon. (MZ)	3	Minarelli, Liquid cooled	01/1997->12/1998	1	W24FSR	4037	0,7	IWF24	5380
50 cc - SR 50 R (VF)	3	IE361; Piaggio Purejet	01/2005->	1	U24ESR-N	4126	0,8	IU24	5362
50 cc - SR 50 R (VF)	3	C364	01/2005->	1	W27ESR-U	4045	0,7	IW27	5317
50 cc - SR 50 R Alitalia Replica (VF)	3	IE361; Piaggio Purejet	06/2010->12/2013	1	U24ESR-N	4126	0,8	IU24	5362
50 cc - SR 50 R Alitalia Replica (VF)	3	C364	06/2010->12/2013	1	W27ESR-U	4045	0,7	IW27	5317
50 cc - SR 50 R Factory (VF)	4	IE361; Piaggio Purejet	01/2005->12/2013	1	U24ESR-N	4126	0,8	IU24	5362
50 cc - SR 50 R Factory (VF)	4	C364	01/2005->12/2013	1	W27ESR-U	4045	0,7	IW27	5317
50 cc - SR 50 R Factory Alitalia Replica (VF)	4	IE361; Piaggio Purejet	06/2010->12/2013	1	U24ESR-N	4126	0,8	IU24	5362
50 cc - SR 50 R Factory Alitalia Replica (VF)	4	C364	06/2010->12/2013	1	W27ESR-U	4045	0,7	IW27	5317









	KW			Direct Fit			Upgrade		
									
<b>APRILIA</b> <i>Continued</i>									
50 cc - SR 50 Stelth CatCon. (MZ)	3	Minarelli, Liquid cooled	01/1997->12/1999	1	W24FSR	4037	0,7	IWF24	5380
50 cc - SR 50 Street (VF)	3	IE361; Piaggio Purejet	01/2005->	1	U24ESR-N	4126	0,8	IU24	5362
50 cc - SR 50 Street (VF)	3	C364	01/2005->	1	W27ESR-U	4045	0,7	IW27	5317
50 cc - SR 50 WWW CatCon. (LY)	3	Minarelli, Air cooled	01/1997->12/2002	1	W24FSR	4037	0,7	IWF24	5380
50 cc - Tuareg 50	3		01/1988->	1	W27ESR-U	4045	0,6	IW27	5317
100 cc - Scarabeo 100 RE 4T	6		01/2001->12/2004	1	U27ESR-NB	4224	0,7	IU27	5363
125 cc - AF-1 125	20	Rotax 123	01/1988->12/1992	1			0,5	IW29	5318
125 cc - AF-1 125 Futura	18	Rotax 123	01/1989->12/1992	1			0,5	IW29	5318
125 cc - AF-1 125 Replica	18/20	Rotax 123	01/1990->12/1992	1			0,5	IW29	5318
125 cc - AF-1 125 Sinesi Replica	20	Rotax 123	01/1988->12/1989	1			0,5	IW29	5318
125 cc - AF-1 125 Sport Pro	18	Rotax 123	01/1992->12/1993	1			0,5	IW29	5318
125 cc - Atlantic 125 (SP)	7		01/2003->12/2013	1	U22ESR-NB	4231	0,8	IU22	5361
125 cc - Atlantic 125 (SP)	10	M245M; M23BM	01/2003->12/2013	1	U24ESR-NB	4223	0,6	IU24	5362
125 cc - Classic 125	8		01/1997->12/2001	1	W27ESR-U	4045	0,6	IW27	5317
125 cc - ETX 125 (PH)	11	Rotax	01/1998->12/2003	1	W24ESR	6068	0,8	IW24	5316
125 cc - Habana 125 (PM)	8	Piaggio 2V	01/2000->12/2001	1	U22ESR-N	4174	0,7	IU22	5361
125 cc - Habana 125 Custom (PM)	8	Piaggio 2V	01/2000->12/2001	1	U22ESR-N	4174	0,7	IU22	5361
125 cc - Leonardo 125 (MB)	9	Rotax 120, Liquid cooled	01/1996->12/2001	1	U24ESR-N	4126	0,6	IU24	5362
125 cc - Leonardo 125 ST (TB)	9	Rotax 120, Liquid cooled	01/2002->12/2004	1	U24ESR-N	4126	0,6	IU24	5362
125 cc - Mojito 125	6	M192; M574M	01/2000->	1	U24ESR-NB	4223	0,8	IU24	5362
125 cc - Mojito 125 Custom (RY)	7	M192; M574M	06/2007->12/2013	1	U24ESR-NB	4223	0,8	IU24	5362
125 cc - MX 125 (TZ)	11/18		01/2004->12/2007	1	W24ESR-U	4033	0,6	IW24	5316
125 cc - Pegaso 125	18		01/1992->12/1995	1	W31ESR-U	4176	0,6	IW31	5319
125 cc - Red Rose 125 (BC)	20		01/1989->12/1997	1	W31ESR-U	4176	0,6	IW31	5319
125 cc - RS 125 (KC, KC1)	11		01/2017->	1	U27ESR-NB	4224	0,6	IU27	5363
125 cc - RS 125 (MP)	23		01/1995->12/1997	1	W31ESR-U	4176	0,6	IW31	5319
125 cc - RS 125 (MP)	11/18	Rotax 122	01/1995->12/2001	1	W24ESR-U	4033	0,8	IW24	5316
125 cc - RS 125 (PY)	5		02/2006->	1	W24ESR-U	4033	0,6	IW24	5316
125 cc - RS 125 (PY)	21		02/2006->	1	W31ESR-U	4176	0,6	IW31	5319
125 cc - RS 125 (PY)	11		01/2010->12/2012	1	W27ESR-U	4045	0,6	IW27	5317
125 cc - RS 125 (RD)	22		01/2007->12/2007	1	W31ESR-U	4176	0,6	IW31	5319
125 cc - RS 125 (RD)	11		01/2007->12/2009	1	W27ESR-U	4045	0,6	IW27	5317
125 cc - RS 125 (RD)	17		01/2007->12/2009	1	W31ESR-U	4176	0,6	IW31	5319
125 cc - RS 125 Extrema (GS)	11		01/1992->12/1994	1	W27ESR-U	4045	0,6	IW27	5317
125 cc - RS 125 Extrema (GS)	23		01/1992->12/1995	1	W31ESR-U	4176	0,6	IW31	5319
125 cc - RS 125 Extrema (MP)	22		01/1995->12/2001	1	W31ESR-U	4176	0,6	IW31	5319
125 cc - RS 125 Extrema (PY)	22		01/2010->12/2012	1	W31ESR-U	4176	0,6	IW31	5319
125 cc - RS 125 Extrema (RD)	22		01/2007->12/2009	1	W31ESR-U	4176	0,6	IW31	5319
125 cc - RS 125 Extrema (SF)	22		01/2002->12/2006	1	W31ESR-U	4176	0,6	IW31	5319
125 cc - RS 125 Replica (GS)	11		01/1992->12/1994	1	W27ESR-U	4045	0,6	IW27	5317
125 cc - RS 125 Replica (GS)	23		01/1992->12/1994	1	W31ESR-U	4176	0,6	IW31	5319
125 cc - RS 125 Replica (MP)	22		01/1995->12/2001	1	W31ESR-U	4176	0,6	IW31	5319
125 cc - RS 125 Replica (PY)	22		01/2010->12/2012	1	W31ESR-U	4176	0,6	IW31	5319
125 cc - RS 125 Replica (RD)	22		01/2007->12/2009	1	W31ESR-U	4176	0,6	IW31	5319
125 cc - RS 125 Replica (SF)	22		01/2002->12/2006	1	W31ESR-U	4176	0,6	IW31	5319
125 cc - RS 125 Spain's No. 1-Replica (SF)	22		01/2007->12/2007	1	W31ESR-U	4176	0,6	IW31	5319
125 cc - RS 125 Spain's No. 1-Replica (SF)	11		01/2007->12/2009	1	W27ESR-U	4045	0,6	IW27	5317
125 cc - RS 125 Spain's No. 1-Replica (SF)	17		01/2008->12/2009	1	W31ESR-U	4176	0,6	IW31	5319
125 cc - RS 125 Talmasci-Replica (RD)	11		07/2008->12/2009	1	W27ESR-U	4045	0,6	IW27	5317
125 cc - RS 125 Talmasci-Replica (RD)	17		07/2008->12/2009	1	W31ESR-U	4176	0,6	IW31	5319
125 cc - RS 125 Tuono (SF)	22		01/2003->12/2004	1	W31ESR-U	4176	0,6	IW31	5319
125 cc - RS4 125	11		04/2011->	1	U27ESR-NB	4224	0,6	IU27	5363
125 cc - RS4 125 SBK Replica 2012	11		06/2012->	1	U27ESR-NB	4224	0,6	IU27	5363
125 cc - RX 125	6		01/1985->	1	W27ESR-U	4045	0,6	IW27	5317
125 cc - RX 125	11/17	Rotax 122	04/2008->	1	W24ESR-U	4033	0,7	IW24	5316
125 cc - Scarabeo 125 (PC)	9	Rotax, Liquid cooled	01/1999->12/2003	1	U24ESR-N	4126	0,7	IU24	5362
125 cc - Scarabeo 125 (RB)	11	M245M; M23BM	03/2008->	1	U24ESR-NB	4223	0,6	IU24	5362
125 cc - Scarabeo 125 (SD)	9		01/2002->12/2002	1	U22ESR-NB	4231	0,8	IU22	5361
125 cc - Scarabeo 125 (TD)	10	M245M; M23BM	01/2003->12/2007	1	U24ESR-NB	4223	0,6	IU24	5362
125 cc - Scarabeo 125 Touring (PC)	9	Rotax, Liquid cooled	01/2000->12/2003	1	U24ESR-N	4126	0,7	IU24	5362
125 cc - Sportcity 125 (VB)	9	M281M, Liquid cooled	01/2005->12/2008	1	U22ESR-N	4174	0,7	IU22	5361
125 cc - Sportcity 125 One	7	M38AM, Air cooled	12/2005->12/2013	1	U24ESR-NB	4223	0,7	IU24	5362
125 cc - Sportcity CUBE 125	11	M281M, Liquid cooled	06/2008->12/2013	1	U22ESR-N	4174	0,7	IU22	5361
125 cc - Sportcity CUBE 125 Black Line	11	M281M, Liquid cooled	06/2010->12/2013	1	U22ESR-N	4174	0,7	IU22	5361
125 cc - SR 125 (PX)	10	Air cooled	01/1999->12/2002	1	W24ESR-U	4033	0,6	IW24	5316
125 cc - SR 125 Motard (M70)	7		09/2010->	1	U22ESR-NB	4231	0,8	IU22	5361
125 cc - SR 125 Racing (PX)	10	Air cooled	01/2000->12/2002	1	W24ESR-U	4033	0,6	IW24	5316
125 cc - SR Max 125 i.e	11		01/2012->	1			0,9	IU22	5361









	KW			Direct Fit			Upgrade		
									
<b>APRILIA</b> <i>Continued</i>									
125 cc - SX 125 (SX125MY)	16		05/2008->12/2010	1	W27ESR-U	4045	0,7	IW27	5317
125 cc - SX 125 (SX125MY)	11		05/2008->12/2011	1	W24ESR-U	4033	0,7	IW24	5316
125 cc - Tuareg 125	18		01/1985->12/1992	1	W27ESR-U	4045	0,6	IW27	5317
150 cc - Leonardo 150 (MB)	10	Rotax 154	01/1997->12/2000	1	U24ESR-N	4126	0,6	IU24	5362
150 cc - Leonardo 150 (TB)	10		01/2002->	1	U24ESR-NB	4223	0,8	IU24	5362
150 cc - Mojito 150 (RY)	8		01/2004->	1	U24ESR-NB	4223	0,7	IU24	5362
150 cc - Scarabeo 150 (PC)	7		01/1999->12/2004	1	U24ESR-N	4126	0,6	IU24	5362
150 cc - SR 150 (PX)	11		01/1999->12/2000	1	W24ESR-U	4033	0,6	IW24	5316
200 cc - Atlantic 200 (SP)	14	Liquid cooled	01/2002->12/2005	1	U24ESR-N	4126	0,7	IU24	5362
200 cc - Scarabeo 200 (RB)	14	Liquid cooled	03/2008->	1			0,7	IU27	5363
200 cc - Scarabeo 200 (SD)	13	Liquid cooled	01/2001->	1	U24ESR-N	4126	0,7	IU24	5362
200 cc - Scarabeo 200 (TD)	13	Liquid cooled	01/2003->	1	U24ESR-N	4126	0,7	IU24	5362
200 cc - Sportcity 200	13	Liquid cooled	01/2006->12/2007	1	U22ESR-N	4174	0,7	IU22	5361
200 cc - Sportcity CUBE 200	15	Liquid cooled	05/2006->	1	U22ESR-N	4174	0,7	IU22	5361
250 cc - Atlantic 250 (SP)	15	M23AM	01/2004->12/2009	1	U24ESR-NB	4223	0,7	IU24	5362
250 cc - Leonardo 250	14	Liquid cooled	01/2002->	1	X24ESR-U	4101	0,7	IX24	5372
250 cc - Leonardo 250 (PD)	14	Liquid cooled	01/1999->12/2001	1	X24ESR-U	4101	0,7	IX24	5372
250 cc - RX 250	13		01/1985->	1	W31ESR-U	4176	0,5	IW31	5319
250 cc - RX 250 Tuareg Rally	13		01/1985->	1	W31ESR-U	4176	0,5	IW31	5319
250 cc - Scarabeo 250 (TD)	16		01/2004->12/2006	1	U24ESR-NB	4223	0,7	IU24	5362
250 cc - Scarabeo 250 (VR)	16		01/2007->	1	U24ESR-NB	4223	0,7	IU24	5362
250 cc - Sportcity 250 i.e.	17		01/2005->12/2009	1	U24ESR-NB	4223	0,7	IU24	5362
250 cc - Sportcity CUBE 250	17		05/2006->	1	U24ESR-NB	4223	0,7	IU24	5362
300 cc - Atlantic 300 i.e. (SPG)	17		03/2010->	1	U24ETR	4158	0,7	IU24A	5365
300 cc - Cube 300 i.e.	17		06/2008->12/2013	1	U24ETR	4158	0,7	IU24A	5365
300 cc - Cube 300 i.e. Black Line	17		06/2010->12/2013	1	U24ETR	4158	0,7	IU24A	5365
300 cc - Leonardo 300	15	Liquid cooled	01/2005->12/2006	1	X24ESR-U	4101	0,6	IX24	5372
300 cc - Scarabeo 300 (VR)	16		01/2009->12/2012	1	U24ETR	4158	0,7	IU24A	5365
300 cc - Sportcity Street 300	16		07/2008->	1	U24ETR	4158	0,7	IU24A	5365
300 cc - SR Max 300 i.e.	16		01/2012->	1	U24ETR	4158	0,7	IU24A	5365
350 cc - 6.35 Tuareg Wind	20		01/1986->12/1988	1	X24ESR-U	4101	0,5	IX24	5372
350 cc - ETX 350	20		01/1985->12/1988	1	X24ESR-U	4101	0,6	IX24	5372
350 cc - ETX 6.35	20		01/1988->	1	X24ESR-U	4101	0,5	IX24	5372
400 cc - Scarabeo 400 i.e. (VR)	25		01/2006->12/2011	1	U22ETR	4201	0,7	IU22	5361
450 cc - RXV 450 (VP)	14/25		01/2006->12/2007	2	U24ETR	4158	0,7	IU24A	5365
450 cc - RXV 450 (VPT)	13		01/2008->12/2010	2	U24ETR	4158	0,7	IU24A	5365
450 cc - SXV 450	14		01/2007->12/2007	2	U24ETR	4158	0,7	IU24A	5365
450 cc - SXV 450 (VS)	25		01/2006->12/2006	2	U24ETR	4158	0,7	IU24A	5365
450 cc - SXV 450 Replica	14		01/2006->12/2011	2	U24ETR	4158	0,7	IU24A	5365
500 cc - Atlantic 500 (PT)	29	M346M	01/2002->	1	U24ETR	4158	0,7	IU24A	5365
500 cc - Atlantic 500 Sprint (VL)	28	M346M	01/2005->12/2010	1	U24ETR	4158	0,7	IU24A	5365
500 cc - Scarabeo 500	29	M346M	01/2006->12/2012	1	U24ETR	4158	0,7	IU24A	5365
500 cc - Scarabeo 500 (RT)	28	M346M	05/2003->12/2004	1	U24ETR	4158	0,7	IU24A	5365
500 cc - Scarabeo 500 i.e. (VR)	29	M346M	01/2008->12/2012	1	U24ETR	4158	0,7	IU24A	5365
550 cc - RXV 550	15		01/2007->12/2007	2	U22ETR	4201	0,7	IU22	5361
550 cc - RXV 550 (VP)	25		01/2006->12/2006	2	U22ETR	4201	0,7	IU22	5361
550 cc - RXV 550 (VPX)	14		01/2009->	2	U22ETR	4201	0,7	IU22	5361
550 cc - SXV 550	15		01/2007->12/2007	2	U22ETR	4201	0,7	IU22	5361
600 cc - Pegaso 600 (FP)	33/35		01/1988->	1	X24ESR-U	4101	0,6	IX24	5372
600 cc - Tuareg Wind 600	33/35		01/1988->12/1991	1	X24ESR-U	4101	0,6	IX24	5372
650 cc - Moto 6.5 (MH)	31		01/1995->12/2000	1	X24ESR-U	4101	0,7	IX24	5372
650 cc - Pegaso 650	36		01/1992->12/1996	1	X24ESR-U	4101	0,6	IX24	5372
650 cc - Pegaso 650 (GA)	25/34		01/1992->12/1996	1	X24ESR-U	4101	0,6	IX24	5372
650 cc - Pegaso 650 (VD)	35		01/2005->12/2009	1	U22ESR-N	4174	0,8	IU22	5361
650 cc - Pegaso 650 CatCon. (ML)	25/34		01/1997->12/2000	1	X24ESR-U	4101	0,7	IX24	5372
650 cc - Pegaso 650 CatCon. (RW)	36		01/2001->12/2004	1	X24ESR-U	4101	0,7	IX24	5372
650 cc - Pegaso 650 Factory (VD)	25/35		01/2005->12/2009	1	U22ESR-N	4174	0,8	IU22	5361
650 cc - Pegaso 650 Garda (ML)	25/34/ 36		01/1997->12/2000	1	X24ESR-U	4101	0,7	IX24	5372
650 cc - Pegaso 650 I.E. (RW)	25/36		01/2001->12/2004	1	X24ESR-U	4101	0,7	IX24	5372
650 cc - Pegaso 650 I.E. Garda (RW)	25/36		01/2001->12/2004	1	X24ESR-U	4101	0,7	IX24	5372
650 cc - Pegaso 650 Strada (VD)	25/35		01/2005->12/2009	1	U22ESR-N	4174	0,8	IU22	5361
650 cc - Pegaso 650 Trail (VD)	25/35		01/2005->12/2009	1	U22ESR-N	4174	0,8	IU22	5361
750 cc - Dorsoduro 750 (M551M)	67	M551M	05/2008->12/2013	2	U22ETR	4201	0,7	IU22	5361
750 cc - Dorsoduro 750 ABS	67	M551M	01/2014->	2	U22ETR	4201	0,7	IU22	5361
750 cc - Dorsoduro 750 Factory (M551M)	67	M551M	05/2010->12/2013	2	U22ETR	4201	0,7	IU22	5361
750 cc - Shiver 750 (RA)	25/70	M551M	07/2007->	2	U22ETR	4201	0,7	IU22	5361
750 cc - SL 750 Shiver	70	M551M	07/2007->12/2013	2	U22ETR	4201	0,7	IU22	5361






	KW			Direct Fit			Upgrade		
									
<b>APRILIA</b> <i>Continued</i>									
750 cc - SL 750 Shiver ABS	35/70	M551M	07/2007->	2	U22ETR	4201	0,7	IU22	5361
750 cc - SL 750 Shiver GT	70	M551M	01/2009->12/2013	2	U22ETR	4201	0,7	IU22	5361
850 cc - Mana 850	56		11/2007->12/2013	2	U22ETR	4201	0,7	IU22	5361
850 cc - Mana 850 GT	56		04/2009->12/2013	2	U22ETR	4201	0,7	IU22	5361
850 cc - Mana 850 GT ABS	56		01/2014->	2	U22ETR	4201	0,7	IU22	5361
850 cc - SRV 850 i.e.	56		06/2012->12/2013	2	U22ETR	4201	0,7	IU22	5361
850 cc - SRV 850 i.e. ABS	56		01/2014->	2	U22ETR	4201	0,7	IU22	5361
1000 cc - ETV 1000 Caponord (PS)	72	Twin Spark	01/1998->12/2004	4	XU27EPR-U	3313	0,7	IXU27	5337
1000 cc - ETV 1000 Caponord ABS (PS)	72	Twin Spark	01/2004->12/2007	4	XU27EPR-U	3313	0,7	IXU27	5337
1000 cc - ETV 1000 Caponord Rally (PS)	72	Twin Spark	01/2004->12/2004	4	XU27EPR-U	3313	0,7	IXU27	5337
1000 cc - ETV 1000 Raid ABS	72	Twin Spark	01/2006->01/2006	4	XU27EPR-U	3313	0,7	IXU27	5337
1000 cc - RST 1000 Futura	72/78/ 84	Twin Spark	01/2001->12/2003	4	XU27EPR-U	3313	0,7	IXU27	5337
1000 cc - RSV 1000 R (RR)	105	Twin Spark	01/2004->12/2010	4	XU27EPR-U	3313	0,7	IXU27	5337
1000 cc - RSV 1000 R Factory (RR)	102/ 105	Twin Spark	01/2004->12/2011	4	XU27EPR-U	3313	0,7	IXU27	5337
1000 cc - RSV Mille (ME)	72/87/ 92	Twin Spark	01/1998->12/2000	4	XU27EPR-U	3313	0,7	IXU27	5337
1000 cc - RSV Mille R (ME)	87	Twin Spark	01/2000->12/2000	4	XU27EPR-U	3313	0,7	IXU27	5337
1000 cc - RSV Mille R (RP)	92	Twin Spark, V990	01/2001->12/2003	4	XU27EPR-U	3313	0,7	IXU27	5337
1000 cc - RSV Mille R (RR)	102	Twin Spark, V990	01/2004->12/2005	4	XU27EPR-U	3313	0,7	IXU27	5337
1000 cc - RSV Mille SP	107	Twin Spark	01/2000->12/2000	4	RU01-31	5739	1,1		
1000 cc - RSV4 ABS	135	Twin Spark	01/2014->	8	U27ESR-NB	4224	0,7	IU27	5363
1000 cc - RSV4 Factory	132	Twin Spark	03/2009->12/2011	8	U27ESR-NB	4224	0,7	IU27	5363
1000 cc - RSV4 Factory (RK)	78	Twin Spark	03/2009->12/2011	8	U27ESR-NB	4224	0,7	IU27	5363
1000 cc - RSV4 Factory ABS	135	Twin Spark	01/2014->	8	U27ESR-NB	4224	0,7	IU27	5363
1000 cc - RSV4 Factory APRC	132	Twin Spark	01/2011->12/2013	8	U27ESR-NB	4224	0,7	IU27	5363
1000 cc - RSV4 R	132	Twin Spark	09/2009->12/2013	8	U27ESR-NB	4224	0,7	IU27	5363
1000 cc - RSV4 RF 1000 (RK)	148	Twin Spark	01/2015->	8	U27ESR-NB	4224	0,7	IU27	5363
1000 cc - RSV4 RR 1000 (RK)	148	Twin Spark	01/2015->	8	U27ESR-NB	4224	0,7	IU27	5363
1000 cc - SL Falco (PA)	87	Twin Spark	01/2000->12/2003	4	XU27EPR-U	3313	0,7	IXU27	5337
1000 cc - SL SL Falco Edition (PA)	87	Twin Spark	01/2001->12/2002	4	XU27EPR-U	3313	0,7	IXU27	5337
1000 cc - Tuono (RP)	96	V990 NG	01/2003->12/2003	2	XU27EPR-U	3313	0,7	IXU27	5337
1000 cc - Tuono R (RP)	92	V990 NG	01/2004->12/2005	2	XU27EPR-U	3313	0,7	IXU27	5337
1000 cc - Tuono R (RR)	72/78/ 98/102	V990 NG	01/2006->12/2011	2	XU27EPR-U	3313	0,7	IXU27	5337
1000 cc - Tuono R Dayona Replica	102	V990 NG	06/2007->12/2007	2	XU27EPR-U	3313	0,7	IXU27	5337
1000 cc - Tuono R Factory (RP)	92	V990 NG	01/2004->12/2005	2	XU27EPR-U	3313	0,7	IXU27	5337
1000 cc - Tuono R Factory (RR)	102	V990 NG	05/2006->12/2011	2	XU27EPR-U	3313	0,7	IXU27	5337
1000 cc - Tuono V4	125	Twin Spark	06/2013->	8	U27ESR-NB	4224	0,7	IU27	5363
1000 cc - Tuono V4 (TY)	78	Twin Spark	04/2011->12/2013	8	U27ESR-NB	4224	0,7	IU27	5363
1000 cc - Tuono V4 Factory	125	Twin Spark	06/2013->	8	U27ESR-NB	4224	0,7	IU27	5363
1000 cc - Tuono V4 Factory (TY)	78	Twin Spark	04/2011->12/2013	8	U27ESR-NB	4224	0,7	IU27	5363
1000 cc - Tuono V4 R	123	V990 NG	04/2011->12/2013	4	XU27EPR-U	3313	0,7	IXU27	5337
1000 cc - Tuono V4 R APRC	123	V990 NG	04/2011->12/2013	4	XU27EPR-U	3313	0,7	IXU27	5337
1100 cc - Tuono V4 Factory (KG1)	78/129		01/2014->	4			0,9	IU27	5363
1100 cc - Tuono V4 RR (KG1)	78/129		01/2014->	4			0,9	IU27	5363
1200 cc - Caponord 1200 (VK)	92	Twin Spark	01/2013->	4	U24ETR	4158	0,7	IU24A	5365
1200 cc - Caponord 1200 Rally (VK)	92	Twin Spark	01/2013->	4	U24ETR	4158	0,7	IU24A	5365
1200 cc - Dorsoduro 1200	96	M555M	10/2010->12/2013	2	U24ETR	4158	0,7	IU24A	5365
1200 cc - Dorsoduro 1200 ABS/ATC	96	M555M	10/2010->	2	U24ETR	4158	0,7	IU24A	5365
<b>BENELLI</b>									
50 cc - 491 Replica	3		01/2001->12/2006	1	W24FSR	4037	0,6	IWF24	5380
50 cc - 491 RR	3		01/2001->12/2006	1	W24FSR	4037	0,6	IWF24	5380
50 cc - 491 ST	3		01/2001->12/2006	1	W24FSR	4037	0,6	IWF24	5380
50 cc - Pepe LX 50	3		01/2001->12/2006	1	W24FSR	4037	0,7	IWF24	5380
125 cc - 125 Sport	7/13		01/1981->	2	W24ESR-U	4033	0,5	IW24	5316
125 cc - 125 Sport	7		01/1987->	1	W24ESR-U	4033	0,5	IW24	5316
125 cc - S 125	7		01/1986->	1	W22ESR-U	3098	0,5		
125 cc - Velvet 125	8		01/1999->12/2001	1	X24ESR-U	4101	0,7	IX24	5372
125 cc - Velvet 125 Touring	8		01/2001->12/2006	1	X24ESR-U	4101	0,7	IX24	5372
250 cc - 250-2 C	11/19		01/1981->	2	W22ESR-U	3098	0,5		
250 cc - 254	20		01/1981->	4	W22FS-U	4025	0,6	IWF22	5379
250 cc - 304	13/20		01/1983->	4	W22FS-U	4025	0,6	IWF22	5379
250 cc - Velvet 250	14		01/1999->12/2001	1	X24ESR-U	4101	0,7	IX24	5372
250 cc - Velvet 250 Touring	14		01/2001->12/2002	1	X24ESR-U	4101	0,7	IX24	5372
350 cc - 354 Sport	20		01/1981->	4	X24ESR-U	4101	0,5	IX24	5372
350 cc - 354 Touring	20		01/1981->	4	X24ESR-U	4101	0,5	IX24	5372
654 cc - 654 Sport	37		01/1981->	4	X24ESR-U	4101	0,5	IX24	5372









	KW			Direct Fit			Upgrade		
									
<b>BENELLI</b> <i>Continued</i>									
654 cc - 654 Touring	37		01/1981->	4	X24ESR-U	4101	0,5	IX24	5372
900 cc - 900 SEI	59		01/1981->	6	X24ESR-U	4101	0,5	IX24	5372
900 cc - 900 SEI Sport	59		01/1984->	6	X24ESR-U	4101	0,5	IX24	5372
900 cc - Tornado 900 RS	106		12/2004->12/2007	3	U22ESR-N	4174	0,6	IU22	5361
900 cc - Tornado 900 Tre (TB)	100		12/2002->12/2007	3	U22ESR-N	4174	0,6	IU22	5361
<b>BETA</b>									
50 cc - RR 50 Motard	1		01/2016->	1	W27ESR-U	4045	0,8	IW27	5317
50 cc - RR 50 Motard Sport	1		01/2016->	1	W27ESR-U	4045	0,8	IW27	5317
50 cc - RR 50 Track	1		01/2016->	1	W27ESR-U	4045	0,8	IW27	5317
50 cc - RR Enduro 50	1		01/2016->	1	W27ESR-U	4045	0,8	IW27	5317
50 cc - RR Enduro 50 Racing	1		01/2016->	1	W27ESR-U	4045	0,8	IW27	5317
50 cc - RR Enduro 50 Sport	1		01/2016->	1	W27ESR-U	4045	0,8	IW27	5317
125 cc - RR 125 4T	8		03/2006->12/2010	1	U22FSR-U	4008	0,7	IUF22	5383
125 cc - RR 125 4T	8		01/2010->	1	U24ESR-N	4126	0,8	IU24	5362
125 cc - RR 125 4T LC	11		11/2014->	1	U24ESR-N	4126	0,8	IU24	5362
125 cc - RR 125 4T LC Motard	11		11/2014->	1	U24ESR-N	4126	0,8	IU24	5362
125 cc - RR 125 4T Motard	8		03/2006->12/2010	1	U22FSR-U	4008	0,7	IUF22	5383
125 cc - RR 125 4T Motard	8		01/2010->	1	U24ESR-N	4126	0,8	IU24	5362
125 cc - RR Enduro 4T 125	11		01/2016->	1	U24ESR-N	4126	0,8	IU24	5362
125 cc - RR Enduro 4T 125 LC	11		01/2016->	1	U24ESR-N	4126	0,8	IU24	5362
125 cc - Urban 125	9		01/2016->	1	U24ESR-N	4126	0,8	IU24	5362
125 cc - Urban 125 Special	9		01/2016->	1	U24ESR-N	4126	0,8	IU24	5362
150 cc - Eikon 150	8		01/1999->12/2006	1	X22EPR-U9	4086	0,9	IX22B	5375
200 cc - Alp 200	10		01/2016->	1	X24ESR-U	4101	0,7	IX24	5372
200 cc - Urban 200	11		01/2016->	1	X24ESR-U	4101	0,7	IX24	5372
200 cc - Urban 200 Special	11		01/2016->	1	X24ESR-U	4101	0,7	IX24	5372
250 cc - RR 250	7		01/2016->	1	W22ESR-U	3098	0,8		
250 cc - RR 250 Racing	7		01/2016->	1	W22ESR-U	3098	0,8		
300 cc - RR 300	9		01/2016->	1	W22ESR-U	3098	0,8		
300 cc - RR 300 Racing	9		01/2016->	1	W22ESR-U	3098	0,8		
300 cc - Xtrainer	6		01/2014->	1	W22ESR-U	3098	0,8		
350 cc - Alp 4.0	20		01/2003->12/2008	1	U27ETR	4155	0,7	IU27A	5366
<b>BMW</b>									
125 cc - C 1 Basis (C1)	11		10/1999->04/2003	1	U24ESR-NB	4223	0,7	IU24	5362
125 cc - C 1 Executive (C1)	11		10/1999->04/2003	1	U24ESR-NB	4223	0,7	IU24	5362
125 cc - C 1 Familiys Friend (C1)	11		10/1999->04/2003	1	U24ESR-NB	4223	0,7	IU24	5362
200 cc - C 1 200 Basis (C1)	13		12/2000->02/2003	1	U24ESR-NB	4223	0,7	IU24	5362
200 cc - C 1 200 Familiys Friend (C1)	13		12/2000->02/2003	1	U24ESR-NB	4223	0,7	IU24	5362
250 cc - R 25/3	10		08/1953->04/1956	1	W24FS-U	4038	0,7	IWF24	5380
450 cc - G 450 X (K16)	19/30		04/2007->	1	U27ETR	4155	0,7	IU27A	5366
450 cc - R 45 N (248)	20		01/1978->12/1985	2	W20EPR-U	3047	0,6	IW20	5306
450 cc - R 45 S (248)	26		01/1978->12/1985	2	W20EPR-U	3047	0,6	IW20	5306
500 cc - R 50	19		01/1955->08/1960	2	W24FS-U	4038	0,6	IWF24	5380
500 cc - R 50/5 (247)	23		09/1969->07/1973	2	W22EPR-U	3088	0,6	IW22	5307
500 cc - R 50 S	26		08/1960->08/1962	2	W24FS-U	4038	0,6	IWF24	5380
600 cc - R 60/5 (247)	29		08/1969->07/1973	2	W24ESR-U	4033	0,6	IW24	5316
600 cc - R 60/6 (247)	29		07/1973->06/1976	2	W24ESR-U	4033	0,6	IW24	5316
600 cc - R 60/7 (247)	29		05/1976->04/1980	2	W24ESR-U	4033	0,6	IW24	5316
600 cc - R 69 S	31		01/1960->12/1969	2	W24FS-U	4038	0,6	IWF24	5380
650 cc - F 650 (169)	25/35	Twin Spark	01/1993->04/2003	2	X24ESR-U	4101	0,7	IX24	5372
650 cc - F 650 CS (E650)	37		01/2001->09/2003	1	X24ESR-U	4101	0,7	IX24	5372
650 cc - F 650 CS (E650)	37	Twin Spark	07/2003->12/2005	2	X24ESR-U	4101	0,7	IX24	5372
650 cc - F 650 CS (K14)	25/37		12/2000->09/2003	1	X24ESR-U	4101	0,7	IX24	5372
650 cc - F 650 CS (K14)	25/37	Twin Spark	07/2003->07/2005	2	X24ESR-U	4101	0,7	IX24	5372
650 cc - F 650 GS (E650G)	37		08/2003->11/2003	1	X24ESR-U	4101	0,7	IX24	5372
650 cc - F 650 GS (E650G)	37	Twin Spark	08/2003->10/2007	2	X24ESR-U	4101	0,7	IX24	5372
650 cc - F 650 GS (R13)	25/37		02/1999->11/2003	1	X24ESR-U	4101	0,7	IX24	5372
650 cc - F 650 GS (R13)	25/37	Twin Spark	03/2003->10/2007	2	X24ESR-U	4101	0,7	IX24	5372
650 cc - F 650 GS Dakar (R13)	25/37		02/1999->11/2003	1	X24ESR-U	4101	0,7	IX24	5372
650 cc - F 650 GS Dakar (R13)	25/37	Twin Spark	03/2003->10/2007	2	X24ESR-U	4101	0,7	IX24	5372
650 cc - F 650 ST (169)	25/35	Twin Spark	10/1996->10/2000	2	X24ESR-U	4101	0,6	IX24	5372
650 cc - F 650 ST Special Editon	25/35	Twin Spark	07/1999->10/2000	2	X24ESR-U	4101	0,6	IX24	5372
650 cc - G 650 GS (R13)	25/35	Twin Spark	02/2008->	2	X24ESR-U	4101	0,7	IX24	5372
650 cc - G 650 GS Sertao (R13)	25/35	Twin Spark	07/2010->	2	X24ESR-U	4101	0,7	IX24	5372
650 cc - G 650 Xchallenge (K15)	25/39	Twin Spark	07/2006->11/2007	2	X24ESR-U	4101	0,7	IX24	5372
650 cc - G 650 Xcountry (K15)	25/39	Twin Spark	10/2006->02/2009	2	X24ESR-U	4101	0,7	IX24	5372
650 cc - G 650 Xmoto (K15)	25/39	Twin Spark	07/2006->11/2007	2	X24ESR-U	4101	0,7	IX24	5372









	KW			Direct Fit			Upgrade		
									
<b>BMW Continued</b>									
650 cc - R 65 (248)	20		01/1978->07/1985	2	W20EPR-U	3047	0,6	IW20	5306
650 cc - R 65 (248)	33/37		01/1978->07/1985	2	W22EPR-U	3088	0,5	IW22	5307
650 cc - R 65 (248)	20/35		04/1985->06/1993	2	W20EPR-U	3047	0,6	IW20	5306
650 cc - R 65 G/S (247E)	20		01/1980->09/1988	2	W20EPR-U	3047	0,6	IW20	5306
650 cc - R 65 LS	37		03/1981->03/1985	2	W22EPR-U	3088	0,8	IW22	5307
750 cc - K 75 (K569)	37/50/ 55		12/1984->11/1996	3	X24EPR-U9	4096	0,7	IX24B	5376
750 cc - K 75 C (K569)	55		06/1985->06/1988	3	X24EPR-U9	4096	0,7	IX24B	5376
750 cc - K 75 RT (K569)	37/50/ 55		01/1989->12/1996	3	X24EPR-U9	4096	0,7	IX24B	5376
750 cc - K 75 S (K569)	37/50/ 55		10/1985->11/1996	3	X24EPR-U9	4096	0,7	IX24B	5376
750 cc - K 75 S Spezial (K569)	55		01/1986->12/1988	3	X24EPR-U9	4096	0,7	IX24B	5376
750 cc - R 75/5 (247)	37		08/1969->07/1973	2	W20EPR-U	3047	0,5	IW20	5306
750 cc - R 75/6 (247)	37		09/1973->06/1976	2	W20EPR-U	3047	0,5	IW20	5306
750 cc - R 75/7 (247)	37		05/1976->01/1979	2	W20EPR-U	3047	0,5	IW20	5306
800 cc - F 650 GS (K72)	25/52		10/2006->06/2012	2	XU24EPR-U	3312	0,9	IXU24	5309
800 cc - F 650 GS Special Editon Yellow (K72)	52		09/2011->06/2012	2	XU24EPR-U	3312	0,9	IXU24	5309
800 cc - F 700 GS (K70)	25/35/ 52/55		07/2011->	2	XU24EPR-U	3312	0,9	IXU24	5309
800 cc - F 800 GS (K72)	25/35/ 61/63		10/2006->	2	XU24EPR-U	3312	0,9	IXU24	5309
800 cc - F 800 GS Adventure (K75)	25/35/ 61/63		05/2012->	2	XU24EPR-U	3312	0,9	IXU24	5309
800 cc - F 800 GS Triple Black (K72)	63		09/2011->06/2012	2	XU24EPR-U	3312	0,9	IXU24	5309
800 cc - F 800 GS Trophy (K72)	63		09/2011->06/2012	2	XU24EPR-U	3312	0,9	IXU24	5309
800 cc - F 800 GT (K71)	25/35/ 66		10/2011->	2	XU24EPR-U	3312	0,9	IXU24	5309
800 cc - F 800 GT (K73)	35/66		01/2015->	2	XU24EPR-U	3312	0,9	IXU24	5309
800 cc - F 800 R (K73)	25/35/ 64/66		12/2005->	2	XU24EPR-U	3312	0,9	IXU24	5309
800 cc - F 800 S (E8ST)	61		12/2004->05/2010	2	XU24EPR-U	3312	0,9	IXU24	5309
800 cc - F 800 S (K71)	25/63		12/2004->05/2010	2	XU24EPR-U	3312	0,9	IXU24	5309
800 cc - F 800 ST (E8ST)	61		12/2004->05/2010	2	XU24EPR-U	3312	0,9	IXU24	5309
800 cc - F 800 ST (K71)	25/63		10/2004->07/2012	2	XU24EPR-U	3312	0,9	IXU24	5309
800 cc - R 80/7 (247)	37/41		01/1977->09/1985	2	W20EPR-U	3047	0,5	IW20	5306
800 cc - R 80 (247)	37		01/1984->09/1995	2	W20EPR-U	3047	0,7	IW20	5306
800 cc - R 80 G/S (247)	25/37		03/1980->09/1987	2	W20EPR-U	3047	0,7	IW20	5306
800 cc - R 80 GS (247E)	20/25/ 37		01/1987->12/1995	2	W20EPR-U	3047	0,7	IW20	5306
800 cc - R 80 GS Basic (247E)	37		01/1996->12/1996	2	W20EPR-U	3047	0,7	IW20	5306
800 cc - R 80 GS Paris Dakar (247E)	25/37		02/1990->12/1995	2	W20EPR-U	3047	0,7	IW20	5306
800 cc - R 80 R (247E)	20/25/ 37		01/1991->09/1994	2	W20EPR-U	3047	0,7	IW20	5306
800 cc - R 80 R Mystic (247E)	25/37		03/1994->03/1995	2	W20EPR-U	3047	0,7	IW20	5306
800 cc - R 80 RT (247)	25/37		01/1982->11/1984	2	W20EPR-U	3047	0,7	IW20	5306
800 cc - R 80 ST (247)	37		01/1982->09/1984	2	W20EPR-U	3047	0,7	IW20	5306
850 cc - R 850 C	37		03/1999->12/2004	2	K20TNR-S9	3305	0,8	IK20	5304
850 cc - R 850 C (R259C)	25		03/1999->12/2004	2	K22TNR-S	3197	0,8	IK22	5310
850 cc - R 850 C Avantgarde (R259C)	25/37		09/1998->12/2001	2	K22TNR-S	3197	0,8	IK22	5310
850 cc - R 850 C Classic (R259C)	25/37		01/2001->12/2004	2	K22TNR-S	3197	0,8	IK22	5310
850 cc - R 850 GS (R259)	25/52		09/1994->12/1999	2	K22TNR-S	3197	0,8	IK22	5310
850 cc - R 850 R (R259)	25/52		03/2000->12/2006	2	K22TNR-S	3197	0,8	IK22	5310
850 cc - R 850 R Comfort (R259)	25/52		01/2004->12/2006	2	K22TNR-S	3197	0,8	IK22	5310
850 cc - R 850 R Special Editon (R259)	25/52		01/2001->12/2006	2	K22TNR-S	3197	0,8	IK22	5310
850 cc - R 850 RT (R11RT)	54		02/2004->01/2006	2	K22TNR-S	3197	0,8	IK22	5310
850 cc - R 850 RT (R22)	54		10/2000->01/2004	2	K22TNR-S	3197	0,8	IK22	5310
850 cc - R 850 RT (R259)	54		03/1996->11/2001	2	K22TNR-S	3197	0,8	IK22	5310
900 cc - R 90/6 (247)	44		01/1973->09/1976	2	W20EP-U	3043	0,6	IW20	5306
900 cc - R 90 S (247)	49		01/1973->09/1976	2	W20EP-U	3043	0,6	IW20	5306
900 cc - R 900 RT (K26)	60		01/2005->	2	XU24EPR-U	3312	0,8	IXU24	5309
1000 cc - K 1 (K589)	74		08/1988->07/1993	4	X24EPR-U9	4096	0,7	IX24B	5376
1000 cc - K 100 (K589)	66		05/1982->07/1990	4	X24EPR-U9	4096	0,7	IX24B	5376
1000 cc - K 100 LT (K589)	66		06/1986->10/1991	4	X24EPR-U9	4096	0,7	IX24B	5376
1000 cc - K 100 LT Limited (K589)	66		01/1990->12/1991	4	X24EPR-U9	4096	0,7	IX24B	5376
1000 cc - K 100 RS (K589)	66		04/1983->10/1989	4	X24EPR-U9	4096	0,7	IX24B	5376
1000 cc - K 100 RS (K589)	74		03/1989->06/1992	4	X22ESR-U	4091	0,6	IX22	5371
1000 cc - K 100 RT (K589)	66		10/1983->07/1989	4	X24EPR-U9	4096	0,7	IX24B	5376
1000 cc - R 100/7 (247)	44		05/1976->01/1980	2	W20EPR-U	3047	0,6	IW20	5306
1000 cc - R 100/7 (247)	47		09/1978->12/1984	2	W22EPR-U	3088	0,5	IW22	5307









	KW			Direct Fit			Upgrade		
									
<b>BMW Continued</b>									
1000 cc - R 100 (247)	49		01/1980->12/1984	2	W22EPR-U	3088	0,5	IW22	5307
1000 cc - R 100 CS (247)	51		01/1980->09/1984	2	W22EPR-U	3088	0,5	IW22	5307
1000 cc - R 100 GS (247E)	44		12/1986->12/1996	2	W20EPR-U	3047	0,6	IW20	5306
1000 cc - R 100 GS Paris Dakar (247E)	44		01/1989->07/1990	2	W20EPR-U	3047	0,6	IW20	5306
1000 cc - R 100 GS Paris Dakar Classic (247E)	44		01/1990->02/1996	2	W20EPR-U	3047	0,6	IW20	5306
1000 cc - R 100 R (247E)	44		01/1992->12/1994	2	W22EPR-U	3088	0,5	IW22	5307
1000 cc - R 100 R Classic (247E)	44		01/1994->12/1996	2	W22EPR-U	3088	0,5	IW22	5307
1000 cc - R 100 R Mystic (247E)	44		12/1993->01/1996	2	W22EPR-U	3088	0,5	IW22	5307
1000 cc - R 100 RS (247)	51		03/1976->12/1984	2	W22EPR-U	3088	0,6	IW22	5307
1000 cc - R 100 RS Classic (247)	44		07/1987->12/1995	2	W20EPR-U	3047	0,6	IW20	5306
1000 cc - R 100 RT (247)	51		01/1978->12/1984	2	W22EPR-U	3088	0,5	IW22	5307
1000 cc - R 100 RT Classic (247)	44		07/1987->12/1995	2	W22EPR-U	3088	0,5	IW22	5307
1000 cc - R 100 S (247)	48/51		04/1976->07/1980	2	W22EPR-U	3088	0,6	IW22	5307
1000 cc - R 100 T (247)	48		04/1977->10/1984	2	W22EPR-U	3088	0,6	IW22	5307
1100 cc - K 1100 LT (K589)	74		06/1989->12/1996	4	X22EPR-U9	4086	0,9	IX22B	5375
1100 cc - K 1100 LT CatCon. (K589)	74		06/1989->12/1996	4	X22EPR-U9	4086	0,9	IX22B	5375
1100 cc - K 1100 LT CatCon. ABS (K589)	72/74		06/1989->12/1996	4	X22EPR-U9	4086	0,9	IX22B	5375
1100 cc - K 1100 LT High Line CatCon. (K589)	74		06/1989->04/1999	4	X22EPR-U9	4086	0,9	IX22B	5375
1100 cc - K 1100 LT SE (K589)	74		06/1989->12/1996	4	X22EPR-U9	4086	0,9	IX22B	5375
1100 cc - K 1100 LT SE CatCon. (K589)	74		06/1989->12/1996	4	X22EPR-U9	4086	0,9	IX22B	5375
1100 cc - K 1100 LT SE CatCon. ABS (K589)	74		06/1989->12/1996	4	X22EPR-U9	4086	0,9	IX22B	5375
1100 cc - K 1100 RS (K589)	74		04/1992->12/1996	4	X22EPR-U9	4086	0,9	IX22B	5375
1100 cc - K 1100 RS ABS (K589)	74		04/1992->12/1996	4	X22EPR-U9	4086	0,9	IX22B	5375
1100 cc - K 1100 RS CatCon. (K589)	74		04/1992->12/1996	4	X22EPR-U9	4086	0,9	IX22B	5375
1100 cc - K 1100 RS CatCon. ABS (K589)	74		04/1992->12/1996	4	X22EPR-U9	4086	0,9	IX22B	5375
1100 cc - R 1100 GS (R259)	57/59		01/1993->12/1999	2	K22TNR-S	3197	0,8	IK22	5310
1100 cc - R 1100 R (R259)	57/59		01/1993->12/1999	2	K22TNR-S	3197	0,8	IK22	5310
1100 cc - R 1100 RS (R259)	66		01/1993->12/2001	2	K22TNR-S	3197	0,8	IK22	5310
1100 cc - R 1100 RS Special Editon (R259)	66		07/1999->12/2001	2	K22TNR-S	3197	0,8	IK22	5310
1100 cc - R 1100 RT (R259)	66		08/1995->12/2001	2	K22TNR-S	3197	0,8	IK22	5310
1100 cc - R 1100 RT Special Editon (R259)	66		04/2000->12/2001	2	K22TNR-S	3197	0,8	IK22	5310
1100 cc - R 1100 S (R259)	72		09/1998->12/2002	2	K22TNR-S	3197	0,8	IK22	5310
1100 cc - R 1100 S (R259)	72	Anti Surging / KFR	09/1998->12/2002	2	VK22	5610	0,8	IK22	5310
1100 cc - R 1100 S (R259)	72	Twin Spark	01/2003->12/2005	2	K22TNR-S	3197	1,0	IK22	5310
1100 cc - R 1100 S (R259)	72	Twin Spark	01/2003->12/2005	2	XU22EPR-U	3179	0,9	IXU22	5308
1100 cc - R 1100 S Boxer Cup Replica (R2S)	72		09/2002->12/2004	2	K22TNR-S	3197	0,8	IK22	5310
1100 cc - R 1100 S Special Editon (R259)	72		01/2001->12/2002	2	K22TNR-S	3197	0,8	IK22	5310
1100 cc - R 1100 S Special Editon (R259)	72	Anti Surging / KFR	01/2001->12/2002	2	VK22	5610	0,8	IK22	5310
1100 cc - R 1100 S Special Editon (R259)	72	Twin Spark	01/2003->12/2005	2	K22TNR-S	3197	1,0	IK22	5310
1100 cc - R 1100 S Special Editon (R259)	72	Twin Spark	01/2003->12/2005	2	XU22EPR-U	3179	0,9	IXU22	5308
1150 cc - R 1150 GS (R21)	62		09/1998->12/2002	2	K22TNR-S	3197	0,8	IK22	5310
1150 cc - R 1150 GS (R21)	62	Anti Surging / KFR	09/1998->12/2002	2	VK22	5610	0,8	IK22	5310
1150 cc - R 1150 GS (R21)	62	Twin Spark Intake side	01/2003->12/2003	2	K22TNR-S	3197	0,9	IK22	5310
1150 cc - R 1150 GS (R21)	62	Twin Spark Exhaust side	01/2003->12/2003	2	XU24EPR-U	3312	0,9	IXU24	5309
1150 cc - R 1150 GS Adventure (R21)	62		01/2002->12/2002	2	K22TNR-S	3197	0,8	IK22	5310
1150 cc - R 1150 GS Adventure (R21)	62	Anti Surging / KFR	01/2002->12/2002	2	VK22	5610	0,8	IK22	5310
1150 cc - R 1150 GS Adventure (R21)	62	Twin Spark Intake side	01/2003->12/2005	2	K22TNR-S	3197	0,9	IK22	5310
1150 cc - R 1150 GS Adventure (R21)	62	Twin Spark Exhaust side	01/2003->12/2005	2	XU24EPR-U	3312	0,9	IXU24	5309
1150 cc - R 1150 R (R21)	62		01/2000->12/2002	2	K22TNR-S	3197	0,8	IK22	5310
1150 cc - R 1150 R (R21)	62	Anti Surging / KFR	01/2000->12/2002	2	VK22	5610	0,8	IK22	5310
1150 cc - R 1150 R (R21)	62	Twin Spark Intake side	01/2003->12/2006	2	K22TNR-S	3197	0,9	IK22	5310
1150 cc - R 1150 R (R21)	62	Twin Spark Exhaust side	01/2003->12/2006	2	XU24EPR-U	3312	0,9	IXU24	5309
1150 cc - R 1150 R Special Editon (R21)	62		01/2001->12/2002	2	K22TNR-S	3197	0,8	IK22	5310
1150 cc - R 1150 R Special Editon (R21)	62	Anti Surging / KFR	01/2001->12/2002	2	VK22	5610	0,8	IK22	5310
1150 cc - R 1150 R Special Editon (R21)	62	Twin Spark Intake side	01/2003->12/2006	2	K22TNR-S	3197	0,9	IK22	5310
1150 cc - R 1150 R Special Editon (R21)	62	Twin Spark Exhaust side	01/2003->12/2006	2	XU24EPR-U	3312	0,9	IXU24	5309
1150 cc - R 1150 Rockster (R28)	62		01/2003->12/2005	2	K22TNR-S	3197	0,9	IK22	5310
1150 cc - R 1150 Rockster (R28)	62	Twin Spark Intake side	01/2003->12/2005	2	K22TNR-S	3197	0,9	IK22	5310
1150 cc - R 1150 Rockster (R28)	62	Twin Spark Exhaust side	01/2003->12/2005	2	XU24EPR-U	3312	0,9	IXU24	5309
1150 cc - R 1150 RS (R22)	70		01/2001->12/2002	2	K22TNR-S	3197	0,8	IK22	5310
1150 cc - R 1150 RS (R22)	70	Anti Surging / KFR	01/2001->12/2002	2	VK22	5610	0,8	IK22	5310
1150 cc - R 1150 RS (R22)	70	Twin Spark Intake side	01/2003->12/2005	2	K22TNR-S	3197	0,9	IK22	5310
1150 cc - R 1150 RS (R22)	70	Twin Spark Exhaust side	01/2003->12/2005	2	XU24EPR-U	3312	0,9	IXU24	5309
1150 cc - R 1150 RT (R22)	70		01/2001->12/2002	2	K22TNR-S	3197	0,8	IK22	5310
1150 cc - R 1150 RT (R22)	70	Anti Surging / KFR	01/2001->12/2002	2	VK22	5610	0,8	IK22	5310
1150 cc - R 1150 RT (R22)	70	Twin Spark Intake side	01/2003->12/2005	2	K22TNR-S	3197	0,9	IK22	5310
1150 cc - R 1150 RT (R22)	70	Twin Spark Exhaust side	01/2003->12/2005	2	XU24EPR-U	3312	0,9	IXU24	5309
1150 cc - R 1150 RT Polizei (R22)	70		01/2001->12/2002	2	K22TNR-S	3197	0,8	IK22	5310











	KW			Direct Fit	Upgrade
<b>BMW Continued</b>					
1150 cc - R 1150 RT Polizei (R22)	70	Anti Surging / KFR	01/2001->12/2002	2 VK22	5610, 0,8 IK22 5310
1150 cc - R 1150 RT Polizei (R22)	70	Twin Spark Intake side	01/2003->	2 K22TNR-S	3197, 0,9 IK22 5310
1150 cc - R 1150 RT Polizei (R22)	70	Twin Spark Exhaust side	01/2003->	2 XU24EPR-U	3312, 0,9 IXU24 5309
1200 cc - HP 2 Enduro (K25)	77	Twin Spark	08/2004->08/2006	4 XU24EPR-U	3312, 0,9 IXU24 5309
1200 cc - HP 2 Megamoto (RHP2)	79/83	Twin Spark	08/2006->11/2008	4 XU24EPR-U	3312, 0,9 IXU24 5309
1200 cc - K 1200 GT (K41)	72/96		03/2002->06/2005	4 XU22EPR-U	3179, 0,8 IXU22 5308
1200 cc - K 1200 GT (K44)	112		11/2004->09/2008	4 XU22EPR-U	3179, 0,8 IXU22 5308
1200 cc - K 1200 LT (K589)	72/85		06/1997->06/2008	4 XU22EPR-U	3179, 0,8 IXU22 5308
1200 cc - K 1200 R (K43)	74/79/ 120		03/2004->08/2008	4	0,9 IXU27 5337
1200 cc - K 1200 R Sport (K43)	120		06/2005->07/2007	4	0,9 IXU27 5337
1200 cc - K 1200 RS (K589)	72/96		04/1996->04/2005	4 XU22EPR-U	3179, 0,8 IXU22 5308
1200 cc - K 1200 S (K40)	74/79/ 123		04/2003->08/2008	4	0,9 IXU27 5337
1200 cc - R 1200 C (259C)	45		07/1997->05/2003	2 K22TNR-S	3197, 0,9 IK22 5310
1200 cc - R 1200 C (259C)	45	Twin Spark	02/2003->12/2004	2 K22TNR-S	3197, 0,9 IK22 5310
1200 cc - R 1200 C (259C)	45	Twin Spark	02/2003->12/2004	2 XU22EPR-U	3179, 0,9 IXU22 5308
1200 cc - R 1200 C Avantgarde (259C)	45		09/1998->05/2003	2 K22TNR-S	3197, 0,9 IK22 5310
1200 cc - R 1200 C Avantgarde (259C)	45	Twin Spark	02/2003->12/2003	2 K22TNR-S	3197, 0,9 IK22 5310
1200 cc - R 1200 C Avantgarde (259C)	45	Twin Spark	02/2003->12/2003	2 XU22EPR-U	3179, 0,9 IXU22 5308
1200 cc - R 1200 C Classic (259C)	45		01/2001->05/2003	2 K22TNR-S	3197, 0,9 IK22 5310
1200 cc - R 1200 C Classic (259C)	45	Twin Spark	02/2003->12/2004	2 K22TNR-S	3197, 0,9 IK22 5310
1200 cc - R 1200 C Classic (259C)	45	Twin Spark	02/2003->12/2004	2 XU22EPR-U	3179, 0,9 IXU22 5308
1200 cc - R 1200 C Independent (259C)	45		01/2001->05/2003	2 K22TNR-S	3197, 0,9 IK22 5310
1200 cc - R 1200 C Independent (259C)	45	Twin Spark	02/2003->12/2005	2 K22TNR-S	3197, 0,9 IK22 5310
1200 cc - R 1200 C Independent (259C)	45	Twin Spark	02/2003->12/2005	2 XU22EPR-U	3179, 0,9 IXU22 5308
1200 cc - R 1200 C Montauk (259C)	45	Twin Spark	09/2003->12/2005	2 K22TNR-S	3197, 0,9 IK22 5310
1200 cc - R 1200 C Montauk (259C)	45	Twin Spark	09/2003->12/2005	2 XU22EPR-U	3179, 0,9 IXU22 5308
1200 cc - R 1200 CL (K30)	45		10/2001->09/2003	2 K22TNR-S	3197, 0,9 IK22 5310
1200 cc - R 1200 CL (K30)	45	Twin Spark	09/2003->07/2004	2 K22TNR-S	3197, 0,9 IK22 5310
1200 cc - R 1200 CL (K30)	45	Twin Spark	09/2003->07/2004	2 XU22EPR-U	3179, 0,9 IXU22 5308
1200 cc - R 1200 GS "15 Jahre GS 4-Ventiler" (K25)	77	Twin Spark	05/2009->12/2009	4 XU24EPR-U	3312, 0,9 IXU24 5309
1200 cc - R 1200 GS (K25)	77	Twin Spark	01/2008->12/2009	4 XU24EPR-U	3312, 0,9 IXU24 5309
1200 cc - R 1200 GS (R12)	72/74	Twin Spark	02/2004->12/2009	4 XU24EPR-U	3312, 0,9 IXU24 5309
1200 cc - R 1200 GS Adventure (K25)	72/77	Twin Spark	01/2006->12/2009	4 XU24EPR-U	3312, 0,9 IXU24 5309
1200 cc - R 1200 GS Adventure (R12)	74	Twin Spark	02/2004->12/2009	4 XU24EPR-U	3312, 0,9 IXU24 5309
1200 cc - R 1200 R (R1ST)	72/79/ 80	Twin Spark	08/2006->09/2010	4 XU24EPR-U	3312, 0,9 IXU24 5309
1200 cc - R 1200 RT (K26)	74/79/ 81	Twin Spark	11/2003->12/2009	4 XU24EPR-U	3312, 0,8 IXU24 5309
1200 cc - R 1200 S (K29)	79/90	Twin Spark	01/2006->12/2008	4 XU24EPR-U	3312, 0,9 IXU24 5309
1200 cc - R 1200 ST (R1ST)	74/79/ 81	Twin Spark	01/2005->12/2007	4 XU24EPR-U	3312, 0,9 IXU24 5309
1200 cc - R 1200 ST Edition (R1ST)	81	Twin Spark	10/2006->12/2007	4 XU24EPR-U	3312, 0,9 IXU24 5309
1300 cc - K 1300 GT (K44)	79/118		12/2007->12/2011	4	0,9 IXU27 5337
1300 cc - K 1300 GT Exclusive Edition (K44)	118		12/2007->10/2010	4	0,9 IXU27 5337
1300 cc - K 1300 R (K43)	79/127		11/2007->	4	0,9 IXU27 5337
1300 cc - K 1300 R Special Editon (K43)	127		11/2007->	4	0,9 IXU27 5337
1300 cc - K 1300 S "30 Jahre K-Modelle" (K40)	129		10/2012->	4	0,9 IXU27 5337
1300 cc - K 1300 S (K40)	129		02/2009->	4	0,9 IXU27 5337
1300 cc - K 1300 S mit HP Paket (K40)	129		01/2012->	4	0,9 IXU27 5337
<b>BUELL</b>					
900 cc - XB9SX	22		07/2009->12/2009	2 XU22EPR-U	3179, 0,9 IXU22 5308
900 cc - XB9SX	63		07/2009->12/2009	2 XU27EPR-U	3313, 0,9 IXU27 5337
900 cc - XB9SX (XB1)	62		07/2006->12/2009	2 XU27EPR-U	3313, 0,9 IXU27 5337
900 cc - XB9SX (XB1)	24		09/2007->12/2009	2 XU22EPR-U	3179, 0,9 IXU22 5308
900 cc - XB9SX (XB1)	60		09/2007->12/2009	2 XU27EPR-U	3313, 0,9 IXU27 5337
984 cc - Firebolt XB9R (XB1)	62		10/2002->12/2004	2 X27EPR-U9	4111, 0,9 IX27B 5377
984 cc - Lightning XB9R (XB1)	24		12/2002->01/2008	2 X22EPR-U9	4086, 0,9 IX22B 5375
984 cc - Lightning XB9S	62		01/2002->12/2004	2 X27EPR-U9	4111, 0,9 IX27B 5377
984 cc - Lightning XB9SX City	62		01/2005->12/2006	2 XU27EPR-U	3313, 0,9 IXU27 5337
984 cc - Lightning XB9SX City (XB1)	60		07/2007->12/2009	2 XU27EPR-U	3313, 0,9 IXU27 5337
1125 cc - 1125 CR	109		07/2008->12/2009	2 U27ETR	4155, 0,7 IU27A 5366
1125 cc - 1125 R	78/109		07/2007->12/2009	2 U27ETR	4155, 0,7 IU27A 5366
1200 cc - Cyclone M2	61		01/2000->12/2002	2 XU24EPR-U	3312, 0,9 IXU24 5309
1200 cc - Cyclone M2 (EB1)	60		01/1997->12/1999	2 XU24EPR-U	3312, 0,9 IXU24 5309
1200 cc - Cyclone M2 PM-Wheels	61		01/2000->12/2002	2 XU24EPR-U	3312, 0,9 IXU24 5309
1200 cc - Firebolt XB12R	75		01/2004->12/2007	2 XU27EPR-U	3313, 0,9 IXU27 5337









	KW			Direct Fit			Upgrade		
BUELL <i>Continued</i>									
1200 cc - Lightning X1	65		01/2000->12/2002	2	XU24EPR-U	3312	0,9	IXU24	5309
1200 cc - Lightning X1 PM-Wheels	65		01/2000->12/2002	2	XU24EPR-U	3312	0,9	IXU24	5309
1200 cc - Lightning XB12R	23		02/2008->12/2009	2	XU22EPR-U	3179	0,9	IXU22	5308
1200 cc - Lightning XB12S	70/75		01/2004->12/2008	2	XU27EPR-U	3313	0,9	IXU27	5337
1200 cc - Lightning XB12Scg	70/75		01/2006->12/2009	2	XU27EPR-U	3313	0,9	IXU27	5337
1200 cc - Lightning XB12Scg Low	70		07/2007->12/2009	2	XU27EPR-U	3313	0,9	IXU27	5337
1200 cc - Lightning XB12Ss	70/75		01/2005->12/2009	2	XU27EPR-U	3313	0,9	IXU27	5337
1200 cc - Lightning XB12Ss Long	70		07/2007->12/2009	2	XU27EPR-U	3313	0,9	IXU27	5337
1200 cc - Lightning XB12STT	70/75		01/2007->12/2008	2	XU27EPR-U	3313	0,9	IXU27	5337
1200 cc - Thunderbolt S3 (EB1)	65		01/1996->12/2001	2	XU24EPR-U	3312	0,9	IXU24	5309
1200 cc - XB12R (XB1)	25		05/2003->12/2009	2	XU22EPR-U	3179	0,9	IXU22	5308
1200 cc - XB12S 1200 Lightning (XB1)	23		07/2007->12/2009	2	XU22EPR-U	3179	0,9	IXU22	5308
1200 cc - XB12Scg 1200 Lightning Low (XB1)	69		07/2007->12/2009	2	XU27EPR-U	3313	0,9	IXU27	5337
1200 cc - XB12Scg 1200 Lightning Short (XB1)	23		01/2008->12/2009	2	XU22EPR-U	3179	0,9	IXU22	5308
1200 cc - XB12X Ulysses	70/75		01/2005->12/2009	2	XU27EPR-U	3313	0,9	IXU27	5337
1200 cc - XB12XT Ulysses (XB2)	23		07/2007->12/2009	2	XU22EPR-U	3179	0,9	IXU22	5308
1200 cc - XB12XT Ulysses (XB2)	70		07/2007->12/2009	2	XU27EPR-U	3313	0,9	IXU27	5337
<b>CAGIVA</b>									
50 cc - City	2		01/1993->12/1994	1	W22FS-U	4025	0,5	IWF22	5379
50 cc - City	2		01/1994->12/1996	1	W24FR-L	4154	0,6	IWF24	5380
50 cc - City Solo	2		01/1996->12/1997	1	W24FR-L	4154	0,6	IWF24	5380
50 cc - Lucky - LTD	2		01/1994->12/1994	1	W24FR-L	4154	0,6	IWF24	5380
50 cc - Mito 50	7		01/1998->12/1999	1	W31ESR-U	4176	0,5	IW31	5319
125 cc - Freccia	22		01/1987->12/1990	1	W27ESR-U	4045	0,6	IW27	5317
125 cc - Mito 125	9		02/2007->	1	W27ESR-V	4049	0,6	IW27	5317
125 cc - Mito Evo	11		01/1999->12/2007	1	W27ESR-V	4049	0,5	IW27	5317
125 cc - Mito SP 525	11		01/2008->	1	W27ESR-V	4049	0,6	IW27	5317
125 cc - Planet	11		01/1998->12/2003	1	W27ESR-V	4049	0,5	IW27	5317
125 cc - Raptor (N3)	11		01/2003->12/2012	1	W27ESR-V	4049	0,5	IW27	5317
125 cc - Roadster	11		01/1994->12/2000	1	W27ESR-U	4045	0,5	IW27	5317
125 cc - SST	7		01/1981->	1	W24ES-U	4030	0,5	IW24	5316
125 cc - Supercity	11/13		01/1991->12/2000	1	W27ESR-V	4049	0,5	IW27	5317
125 cc - SX	13		01/1981->	1	W24ES-U	4030	0,5	IW24	5316
125 cc - SXT	13		01/1982->	1	W24ES-V	4034	0,5	IW24	5316
125 cc - W 8	13/18		01/1991->12/2000	1	W27ESR-V	4049	0,5	IW27	5317
250 cc - SST 250	18		01/1975->12/1985	1	W24ESR-U	4033	0,7	IW24	5316
250 cc - SX 250	13		01/1981->	1	W24ESR-U	4033	0,7	IW24	5316
350 cc - Alazzurra 350	20		01/1985->	2	W22FP-U	4021	0,7	IWF22	5379
350 cc - Elefant 350	20/28		01/1985->12/1988	2	W22FP-U	4021	0,7	IWF22	5379
350 cc - SST 350	20		01/1978->12/1986	1	W24ESR-U	4033	0,5	IW24	5316
350 cc - SX 350	20		01/1981->	1	W24ESR-U	4033	0,5	IW24	5316
350 cc - W 12-350	22		01/1994->	1	XU24EPR-U	3312	0,7	IXU24	5309
500 cc - 500 T 4	20/28		01/1988->	1	X24EPR-U9	4096	0,9	IX24B	5376
500 cc - Canyon 500	25/29	Check Thread size	01/1998->12/2001	1	XU24EPR-U	3312	0,7	IXU24	5309
500 cc - River 500	25/28	Check Thread size	01/1995->12/1999	1	XU24EPR-U	3312	0,7	IXU24	5309
600 cc - Canyon 600	28		01/1996->12/1997	1	K22PR-U	3165	0,7	IK22	5310
600 cc - Canyon 600	28		01/1998->12/1998	1	Q22PR-U	3010	0,8	IQ22	5313
600 cc - River 600	25/28		01/2000->12/2002	1	U22ESR-N	4174	0,7	IU22	5361
600 cc - W 16-600	25		01/1994->12/1997	1	U22ESR-N	4174	0,7	IU22	5361
650 cc - Alazzurra 650	37/41		01/1985->	2	W22FP-U	4021	0,6	IWF22	5379
650 cc - Elefant 650	37		01/1985->12/1988	2	W22FP-U	4021	0,6	IWF22	5379
650 cc - Raptor 650	53		01/2000->12/2004	2	U24ESR-N	4126	0,7	IU24	5362
650 cc - Raptor 650 IE	25/54		01/2005->12/2007	2	U24ESR-N	4126	0,7	IU24	5362
650 cc - V-Raptor 650 (M211)	53		01/2000->12/2004	2	U24ESR-N	4126	0,7	IU24	5362
750 cc - Elefant 750	44/50	Check Thread size	01/1987->12/1990	2	W22FPR-U	4022	0,8	IWF22	5379
750 cc - Elefant 750	44/50	Check Thread size	01/1987->12/1990	2	XU24EPR-U	3312	0,7	IXU24	5309
750 cc - Elefant 750 E (B)	44	Check Thread size	01/1996->12/1997	2	W22FPR-U	4022	0,8	IWF22	5379
750 cc - Elefant 750 E (B)	44	Check Thread size	01/1996->12/1997	2	XU24EPR-U	3312	0,7	IXU24	5309
750 cc - Elefant 750 Lucky Explorer	45	Check Thread size	01/1994->12/1994	2	W22FPR-U	4022	0,8	IWF22	5379
750 cc - Elefant 750 Lucky Explorer	45	Check Thread size	01/1994->12/1994	2	XU24EPR-U	3312	0,7	IXU24	5309
900 cc - Elefant 900	45/50		01/1993->12/1997	2	X27EPR-U9	4111	0,9	IX27B	5377
900 cc - Elefant 900 i.e. GT	50		01/1992->12/1993	2	X27EPR-U9	4111	0,9	IX27B	5377
900 cc - Elefant 900 i.e. Lucky Explorer	50		01/1990->12/1991	2	X27EPR-U9	4111	0,9	IX27B	5377
900 cc - Gran Canyon	49/54		01/1998->12/2000	2	XU24EPR-U	3312	0,7	IXU24	5309
900 cc - Gran Canyon Touring	49		01/1999->12/2000	2	XU24EPR-U	3312	0,7	IXU24	5309
1000 cc - Navigator 1000 (M5)	73		01/2000->12/2005	2	U24ETR	4158	0,7	IU24A	5365
1000 cc - Navigator 1000 Touring (M5)	73		01/2000->12/2000	2	U24ETR	4158	0,7	IU24A	5365









	KW			Direct Fit			Upgrade		
									
<b>CAGIVA</b> <i>Continued</i>									
1000 cc - Raptor 1000	83		01/2000->12/2005	2	U24ETR	4158	0,7	IU24A	5365
1000 cc - V-Raptor 1000	72/77/ 83		01/2000->12/2005	2	U24ETR	4158	0,7	IU24A	5365
1000 cc - X-TRA Raptor1000	83		01/2002->12/2005	2	U24ETR	4158	0,7	IU24A	5365
<b>DAELIM</b>									
50 cc - Cordi 50 (SE4)	2		01/2004->12/2011	1	W20FPR-U	3070	0,6	IWF20	5378
50 cc - E-Five 50	2		01/2005->12/2006	1	W24FS-U	4038	0,6	IWF24	5380
50 cc - Message 50 (GZ50GF)	3		01/1997->12/1998	1	W24FR-L	4154	0,6	IWF24	5380
50 cc - S-Five 50 (SJ50)	2		01/2003->12/2011	1	W24FS-U	4038	0,6	IWF24	5380
50 cc - Tapo 50 (GZ50)	3		01/1999->12/2002	1	W24FR-L	4154	0,6	IWF24	5380
125 cc - Freewing 125 FI (SA2)	8		09/2007->	1	U24FER9	4127	0,9	IUH24	5368
125 cc - Otello 125 (SG125F)	9		01/1999->12/2003	1	U24FER9	4127	0,9	IUH24	5368
125 cc - Otello 125 DLX (SG125F)	9		01/2002->12/2004	1	U24FER9	4127	0,9	IUH24	5368
125 cc - Otello 125 Eco (SG125F)	9		01/2005->12/2008	1	U24FER9	4127	0,9	IUH24	5368
125 cc - Otello 125 FI (SG125F)	9		09/2007->	1	U24FER9	4127	0,9	IUH24	5368
125 cc - Roadwin 125	10		01/2005->12/2011	1	U24FER9	4127	0,9	IUH24	5368
125 cc - Roadwin 125 FI (VJF125)	11		09/2007->	1	U27FER9	4129	0,9	IUH27	5369
125 cc - VS 125 Evolution (VS125F)	9		01/1995->12/2004	1	U24FER9	4127	0,9	IUH24	5368
125 cc - VT 125 Evolution (VT125F)	10		01/1999->12/2003	1	U24FER9	4127	0,9	IUH24	5368
125 cc - VT 125 Limited Edition (VT125F)	10		01/2001->12/2001	1	U24FER9	4127	0,9	IUH24	5368
<b>DERBI</b>									
50 cc - Aventura	3		01/1995->	1	W24FS-U	4038	0,6	IWF24	5380
50 cc - Furax 50	3		01/1995->	1	W24FS-U	4038	0,6	IWF24	5380
50 cc - Hunter 50	3		01/1996->	1	W24FS-U	4038	0,6	IWF24	5380
50 cc - Vamos 50 CatCon.	3		01/1995->	1	W24FS-U	4038	0,6	IWF24	5380
50 cc - Vamos 50 FL	3		01/1995->	1	W24FS-U	4038	0,6	IWF24	5380
<b>DUCATI</b>									
350 cc - 350 F 3	20		01/1985->12/1987	2	W20FSR-U	6053	0,6	IWF22	5379
350 cc - 350 F 3	31		01/1985->12/1987	2	W22FPR-U	4022	0,6	IWF22	5379
350 cc - GTL 350	20		01/1975->12/1977	2	W20FSR-U	6053	0,6	IWF22	5379
350 cc - GTV 350	18		01/1977->12/1980	2	W20FSR-U	6053	0,6	IWF22	5379
400 cc - 400 SS (ZDM400J)	31		01/1991->12/1995	2	W22FPR-U	4022	0,6	IWF22	5379
400 cc - Monster 400 (M4)	20/25/ 32		01/2005->	2	XU24EPR-U	3312	0,7	IXU24	5309
500 cc - 500 PANTAH SL	37		01/1981->12/1983	2	W20FSR-U	6053	0,5	IWF22	5379
500 cc - GTL 500	29		01/1975->12/1977	2	W20FSR-U	6053	0,5	IWF22	5379
500 cc - GTV 500	37		01/1978->12/1980	2	W20FSR-U	6053	0,5	IWF22	5379
600 cc - 600 Pantah SL	42		01/1981->12/1983	2	W22FPR-U	4022	0,5	IWF22	5379
600 cc - 600 SS C	39		01/1994->12/2000	2	XU24EPR-U	3312	0,7	IXU24	5309
600 cc - 600 SS N	39		01/1994->12/2000	2	XU24EPR-U	3312	0,7	IXU24	5309
600 cc - Monster 600	37/38/ 40		01/1994->12/2001	2	XU24EPR-U	3312	0,7	IXU24	5309
600 cc - Monster 600 (M)	24		01/1994->12/1997	2	XU24EPR-U	3312	0,7	IXU24	5309
600 cc - Monster 600 City	37/40		01/1998->12/2000	2	XU24EPR-U	3312	0,7	IXU24	5309
600 cc - Monster 600 City Dark	37/40		01/1998->12/2000	2	XU24EPR-U	3312	0,7	IXU24	5309
600 cc - Monster 600 Dark	37/40		01/1998->12/2001	2	XU24EPR-U	3312	0,7	IXU24	5309
620 cc - 620 Sport Carenata	45		01/2003->12/2003	2	XU24EPR-U	3312	0,7	IXU24	5309
620 cc - 620 Sport Nuda	45		01/2003->12/2003	2	XU24EPR-U	3312	0,7	IXU24	5309
620 cc - Monster 620	46		11/2003->12/2006	2	XU24EPR-U	3312	0,7	IXU24	5309
620 cc - Monster 620 (M4)	24/44		01/2004->	2	XU24EPR-U	3312	0,7	IXU24	5309
620 cc - Monster 620 Dark	46		11/2003->12/2006	2	XU24EPR-U	3312	0,7	IXU24	5309
620 cc - Monster 620 I.E.	44		01/2001->12/2004	2	XU24EPR-U	3312	0,7	IXU24	5309
620 cc - Monster 620 I.E. Dark	44		01/2001->12/2005	2	XU24EPR-U	3312	0,7	IXU24	5309
620 cc - Monster 620 S I.E.	44		01/2001->12/2003	2	XU24EPR-U	3312	0,7	IXU24	5309
620 cc - Multistrada 620	46		11/2004->12/2006	2	XU24EPR-U	3312	0,7	IXU24	5309
620 cc - Multistrada 620 (A1)	25/45		09/2006->	2	XU24EPR-U	3312	0,7	IXU24	5309
620 cc - Multistrada 620 Dark	46		11/2004->12/2006	2	XU24EPR-U	3312	0,7	IXU24	5309
650 cc - Indiana 650	37		01/1986->12/1989	2	W22FP-U	4021	0,7	IWF22	5379
659 cc - Monster 659 (M5)	38		01/2011->	2	XU24EPR-U	3312	0,8	IXU24	5309
695 cc - Monster 695	52		11/2005->12/2008	2	XU24EPR-U	3312	0,8	IXU24	5309
696 cc - 696 (M5)	24/55		05/2008->	2	XU24EPR-U	3312	0,8	IXU24	5309
696 cc - Monster 696	59		11/2007->12/2013	2	XU24EPR-U	3312	0,8	IXU24	5309
696 cc - Monster 696 (M5)	32		06/2010->12/2013	2	XU24EPR-U	3312	0,8	IXU24	5309
696 cc - Monster 696 20th Anniversary	59		11/2012->	2	XU24EPR-U	3312	0,8	IXU24	5309
696 cc - Monster 696+	59		11/2007->12/2013	2	XU24EPR-U	3312	0,8	IXU24	5309
748 cc - 748	72		01/1995->12/1999	2			0,8	IX27	5373
748 cc - 748 Biposto	72		01/1998->12/1999	2			0,8	IX27	5373
748 cc - 748 R	78		01/1999->12/2002	2			0,8	IX27	5373









	KW			Direct Fit			Upgrade	
								
<b>DUCATI</b> <i>Continued</i>								
748 cc - 748 S	71		01/1998->12/2002	2			0,8	IX27 5373
748 cc - 748 S (H 3)	72		01/1998->12/1998	2			0,8	IX27 5373
748 cc - 748 SPS	72/76		01/1998->12/1999	2			0,8	IX27 5373
748 cc - 748 Strada Biposto	72		01/1995->12/1997	2			0,8	IX27 5373
749 cc - 749 (H 5)	76		11/2002->12/2006	2	U27ESR-NB	4224	0,8	IU27 5363
749 cc - 749 Dark	76		11/2003->12/2006	2	U27ESR-NB	4224	0,8	IU27 5363
749 cc - 749 R (H5)	85		11/2003->12/2006	2			0,9	IU27 5363
749 cc - 749 S	81		11/2003->12/2006	2	U27ESR-NB	4224	0,8	IU27 5363
749 cc - 749 S (H 5)	76		11/2003->12/2003	2	U27ESR-NB	4224	0,8	IU27 5363
750 cc - 750 F 1	46		01/1985->12/1988	2	XU24EPR-U	3312	0,7	IXU24 5309
750 cc - 750 lidiana	37		01/1987->12/1990	2	W22FPR-U	4022	0,7	IWF22 5379
750 cc - 750 Paso	54		01/1986->12/1990	2	XU24EPR-U	3312	0,9	IXU24 5309
750 cc - 750 Paso Mondiale	20/37/ 48		01/1986->12/1990	2	X24EPR-U9	4096	0,9	IX24B 5376
750 cc - 750 Sport	54		01/1988->12/1990	2	X24EPR-U9	4096	0,9	IX24B 5376
750 cc - 750 Sport C	47		01/1988->12/1990	2	X24EPR-U9	4096	0,9	IX24B 5376
750 cc - 750 Sport Mondiale	20/37/ 54		01/1988->12/1990	2	X24EPR-U9	4096	0,9	IX24B 5376
750 cc - 750 Sport N	47		01/1988->12/1990	2	X24EPR-U9	4096	0,9	IX24B 5376
750 cc - 750 SS C	20/44/ 47/48/ 50		01/1994->12/1998	2	XU24EPR-U	3312	0,7	IXU24 5309
750 cc - 750 SS I.E. (V2)	24/45		01/1999->12/2002	2			0,9	IXU27 5337
750 cc - 750 SS I.E. C	47		01/1998->12/2002	2			0,9	IXU27 5337
750 cc - 750 SS I.E. N	47		01/1998->12/2002	2			0,9	IXU27 5337
750 cc - 750 SS N	20/44/ 47/48/ 50		01/1994->12/1998	2	XU24EPR-U	3312	0,7	IXU24 5309
750 cc - Monster 750	46/50		01/1996->12/2001	2	XU24EPR-U	3312	0,7	IXU24 5309
750 cc - Monster 750 City	46		01/1998->12/2000	2	XU24EPR-U	3312	0,7	IXU24 5309
750 cc - Monster 750 City Dark	46		01/1998->12/2000	2	XU24EPR-U	3312	0,7	IXU24 5309
750 cc - Monster 750 Dark	46		01/1998->12/2001	2	XU24EPR-U	3312	0,7	IXU24 5309
750 cc - Monster 750 I.E.	47		01/2001->12/2002	2	XU24EPR-U	3312	0,7	IXU24 5309
750 cc - Monster 750 I.E. Dark	47		01/2001->12/2002	2	XU24EPR-U	3312	0,7	IXU24 5309
796 cc - 796 (B1)	33/57		10/2010->	2	XU24EPR-U	3312	0,9	IXU24 5309
796 cc - Hypermotard 796	25/57		10/2009->12/2012	2	XU24EPR-U	3312	0,7	IXU24 5309
796 cc - Monster 796	54/64		11/2002->12/2013	2	XU24EPR-U	3312	0,9	IXU24 5309
796 cc - Monster 796 (M5)	25/34		05/2010->12/2013	2	XU24EPR-U	3312	0,9	IXU24 5309
796 cc - Monster 796 20th Anniversary	64		11/2012->	2	XU24EPR-U	3312	0,9	IXU24 5309
796 cc - Monster 796 Dark	54		11/2002->12/2006	2	XU24EPR-U	3312	0,7	IXU24 5309
800 cc - 800 SS	55		11/2003->12/2004	2	XU24EPR-U	3312	0,7	IXU24 5309
800 cc - 800 SS Carenata	55		11/2002->12/2003	2	XU24EPR-U	3312	0,9	IXU24 5309
800 cc - 800 SS Nuda	55		11/2002->12/2003	2	XU24EPR-U	3312	0,9	IXU24 5309
800 cc - 800 SS Sport Carenata	55		11/2002->12/2003	2	XU24EPR-U	3312	0,9	IXU24 5309
800 cc - 800 SS Sport Nuda	55		11/2002->12/2003	2	XU24EPR-U	3312	0,9	IXU24 5309
800 cc - Monster S2R 800	56		11/2004->12/2007	2	XU24EPR-U	3312	0,7	IXU24 5309
800 cc - Monster S2R 800 (M4)	24/55		06/2006->	2	XU24EPR-U	3312	0,7	IXU24 5309
800 cc - Monster S2R 800 Dark	56		11/2004->12/2006	2	XU24EPR-U	3312	0,7	IXU24 5309
803 cc - Scrambler Classic (K1)	23/34/ 55		01/2015->	2	XU24EPR-U	3312	0,7	IXU24 5309
851 cc - 851 S	75/77		01/1988->12/1989	2			0,9	IXU27 5337
851 cc - 851 Strada	67/72		01/1991->12/1992	2			0,9	IXU27 5337
860 cc - GT 860	65		01/1974->12/1978	2	W20FSR-U	6053	0,6	IWF22 5379
860 cc - GTS 860	65		01/1975->12/1978	2	W20FSR-U	6053	0,6	IWF22 5379
888 cc - 888 SP	91		01/1989->12/1989	2			0,9	IXU27 5337
888 cc - 888 SP2	80		01/1990->12/1990	2			0,9	IXU27 5337
888 cc - 888 SP3	82		01/1991->12/1991	2			0,9	IXU27 5337
888 cc - 888 SP4	82		01/1992->12/1992	2			0,9	IXU27 5337
888 cc - 888 SP5	87		01/1993->12/1993	2			0,9	IXU27 5337
888 cc - 888 Strada	72		01/1993->12/1993	2			0,9	IXU27 5337
900 cc - 900 S 2	48		01/1982->12/1984	2	W20FSR-U	6053	0,6	IWF22 5379
900 cc - 900 SD Darmah	51		01/1977->12/1983	2	W20FSR-U	6053	0,6	IWF22 5379
900 cc - 900 Sort Nuda	59		01/2000->12/2002	2	XU24EPR-U	3312	0,7	IXU24 5309
900 cc - 900 Sport Carenata	59		01/2000->12/2002	2	XU24EPR-U	3312	0,7	IXU24 5309
900 cc - 900 SS	48		01/1975->12/1982	2	W20FSR-U	6053	0,6	IWF22 5379
900 cc - 900 SS C	57/61		01/1990->12/1997	2	XU24EPR-U	3312	0,7	IXU24 5309
900 cc - 900 SS Carenata	59		01/2000->12/2002	2	XU24EPR-U	3312	0,7	IXU24 5309
900 cc - 900 SS FE	57		01/1998->12/2001	2	XU24EPR-U	3312	0,7	IXU24 5309
900 cc - 900 SS I.E. C	58		01/1998->12/2001	2	XU24EPR-U	3312	0,7	IXU24 5309
900 cc - 900 SS I.E. N	58		01/1998->12/2001	2	XU24EPR-U	3312	0,7	IXU24 5309











	KW			Direct Fit			Upgrade		
									
<b>DUCATI</b> <i>Continued</i>									
900 cc - 900 SS MHR	50		01/1977->12/1982	2	W20FSR-U	6053	0,6	IWF22	5379
900 cc - 900 SS N	57/61		01/1990->12/1996	2	XU24EPR-U	3312	0,7	IXU24	5309
900 cc - 900 SS Nuda	59		01/2000->12/2002	2	XU24EPR-U	3312	0,7	IXU24	5309
900 cc - 900 SS Superlight	57/62		01/1991->12/1998	2	XU24EPR-U	3312	0,7	IXU24	5309
900 cc - 900 Supersport	59/62		01/1989->12/1998	2	XU24EPR-U	3312	0,7	IXU24	5309
900 cc - MH 900e (V3)	55		01/2001->12/2002	2	XU24EPR-U	3312	0,7	IXU24	5309
900 cc - Monster 900	49/55/ 57		01/1993->12/2000	2	XU24EPR-U	3312	0,7	IXU24	5309
900 cc - Monster 900 City	49/57		01/1998->12/2000	2	XU24EPR-U	3312	0,7	IXU24	5309
900 cc - Monster 900 City Dark	49/57		01/1998->12/2000	2	XU24EPR-U	3312	0,7	IXU24	5309
900 cc - Monster 900 Cromo	54		01/1998->12/1999	2	XU24EPR-U	3312	0,7	IXU24	5309
900 cc - Monster 900 Dark	49/57		01/1998->12/2001	2	XU24EPR-U	3312	0,7	IXU24	5309
900 cc - Monster 900 I.E.	57		01/2001->12/2002	2	XU24EPR-U	3312	0,7	IXU24	5309
900 cc - Monster 900 I.E. Dark	57		01/2001->12/2002	2	XU24EPR-U	3312	0,7	IXU24	5309
900 cc - Monster 900 Metallic	57		01/1999->12/2001	2	XU24EPR-U	3312	0,7	IXU24	5309
900 cc - Monster 900 S/Spezial	54/57		12/1998->12/2001	2	XU24EPR-U	3312	0,7	IXU24	5309
906 cc - 906 Paso	58/65		01/1989->12/1991	2	XU24EPR-U	3312	0,7	IXU24	5309
906 cc - 906 Paso Mondiale	58		01/1990->12/1991	2	XU24EPR-U	3312	0,7	IXU24	5309
907 cc - 907 I.E. Paso	58/66		01/1990->12/1992	2	XU24EPR-U	3312	0,7	IXU24	5309
916 cc - 916 Biposto	83		01/1994->12/1998	2			0,9	IXU27	5337
916 cc - 916 Senna	80		01/1998->12/1999	2			0,9	IXU27	5337
916 cc - 916 SPS	94		01/1998->12/1998	2			0,9	IXU27	5337
916 cc - 916 Strada Biposto	72		01/1994->12/1997	2			0,9	IXU27	5337
916 cc - Monster S4	74		01/2001->12/2005	2			0,9	IXU27	5337
916 cc - ST 4	77		01/1998->12/2003	2			0,9	IXU27	5337
944 cc - ST 2	61		01/1997->12/2003	2	XU27EPR-U	3313	0,7	IXU27	5337
992 cc - ST 3	75/78		11/2003->12/2007	2	U27ESR-N	4131	0,6	IU27	5363
992 cc - ST 3S ABS	78		11/2005->12/2007	2	U27ESR-N	4131	0,6	IU27	5363
996 cc - 996 Biposto	83		01/1998->12/2001	2			0,9	IXU27	5337
996 cc - 996 R	100		01/2000->12/2001	2	U27ESR-NB	4224	0,8	IU27	5363
996 cc - 996 S	94		01/2000->12/2001	2			0,9	IXU27	5337
996 cc - Monster S4R	83		11/2003->12/2008	2			0,9	IXU27	5337
996 cc - ST 4 S	85		01/2001->12/2005	2			0,9	IXU27	5337
998 cc - 998	91		01/2001->12/2004	2	U27ESR-NB	4224	0,8	IU27	5363
998 cc - 998 R	100		01/2001->12/2002	2	U27ESR-NB	4224	0,8	IU27	5363
998 cc - 998 S	100		01/2001->12/2002	2	U27ESR-NB	4224	0,8	IU27	5363
998 cc - Monster S4RS	96		11/2005->12/2008	2	U27ESR-NB	4224	0,8	IU27	5363
998 cc - Monster S4RS Tricolore	96		11/2007->	2	U27ESR-NB	4224	0,8	IU27	5363
999 cc - 999	91/100		11/2002->12/2006	2	U27ESR-NB	4224	0,8	IU27	5363
999 cc - 999 R	102/ 110		11/2003->12/2006	2	U27ESR-NB	4224	0,8	IU27	5363
999 cc - 999 R Xerox	110		11/2005->12/2006	2	U27ESR-NB	4224	0,8	IU27	5363
999 cc - 999 S	100		11/2002->12/2005	2	U27ESR-NB	4224	0,8	IU27	5363
1000 cc - 1000 DS	69	Twin Spark	11/2004->12/2006	4	XU24EPR-U	3312	0,7	IXU24	5309
1000 cc - 1000 SS	62	Twin Spark	11/2003->12/2004	4	XU24EPR-U	3312	0,7	IXU24	5309
1000 cc - 1000 SS Carenata (V5)	64	Twin Spark	11/2002->12/2003	4	XU24EPR-U	3312	0,7	IXU24	5309
1000 cc - 1000 SS Nuda (V5)	64	Twin Spark	11/2002->12/2003	4	XU24EPR-U	3312	0,7	IXU24	5309
1000 cc - GT 1000	61		01/2006->12/2010	2	XU24EPR-U	3312	0,7	IXU24	5309
1000 cc - GT 1000 Touring	61/67		01/2006->12/2009	2	XU24EPR-U	3312	0,7	IXU24	5309
1000 cc - Mille 1000 MHR	56		01/1985->12/1985	2	W22FP-U	4021	0,7	IWF22	5379
1000 cc - Mille 1000 S2	61		01/1985->12/1985	2	W22FP-U	4021	0,7	IWF22	5379
1000 cc - Monster 1000	62		11/2003->12/2005	2	XU24EPR-U	3312	0,7	IXU24	5309
1000 cc - Monster 1000 Dark	62		11/2002->12/2003	2	XU24EPR-U	3312	0,7	IXU24	5309
1000 cc - Monster 1000 S	62		11/2002->12/2005	2	XU24EPR-U	3312	0,7	IXU24	5309
1000 cc - Monster S2R 1000	64		11/2005->12/2008	2	XU24EPR-U	3312	0,7	IXU24	5309
1000 cc - Multistrada 1000 DS	62		07/2003->	2	XU24EPR-U	3312	0,7	IXU24	5309
1000 cc - Multistrada 1000 S DS	62		07/2003->12/2006	2	XU24EPR-U	3312	0,7	IXU24	5309
1000 cc - Paul Smart 1000LE	61		11/2005->12/2006	2	XU24EPR-U	3312	0,7	IXU24	5309
1000 cc - Sport 1000	61		11/2005->12/2008	2	XU24EPR-U	3312	0,7	IXU24	5309
1000 cc - Sport 1000 S	61		01/2007->12/2009	2	XU24EPR-U	3312	0,7	IXU24	5309
1100 cc - 1100	66	Twin Spark	11/2007->12/2009	4	XU24EPR-U	3312	0,9	IXU24	5309
1100 cc - 1100 Evo	70	Twin Spark	12/2009->12/2013	4	XU24EPR-U	3312	0,9	IXU24	5309
1100 cc - 1100 Evo SP	70	Twin Spark	12/2009->12/2013	4	XU24EPR-U	3312	0,9	IXU24	5309
1100 cc - 1100 S	66	Twin Spark	11/2007->12/2009	4	XU24EPR-U	3312	0,9	IXU24	5309
1100 cc - 1100 S Portedefolio	70	Twin Spark	01/2007->12/2008	4	XU24EPR-U	3312	0,9	IXU24	5309
1100 cc - Hypermotard 1100	66	Twin Spark	01/2008->	4	XU24EPR-U	3312	0,9	IXU24	5309
1100 cc - Hypermotard 1100 (B1)	34	Twin Spark	10/2010->	4	XU24EPR-U	3312	0,9	IXU24	5309
1100 cc - Hypermotard 1100 S	66	Twin Spark	01/2008->	4	XU24EPR-U	3312	0,9	IXU24	5309









	KW			Direct Fit			Upgrade		
									
<b>DUCATI</b> <i>Continued</i>									
1100 cc - Monster 1100	70	Twin Spark	01/2009->12/2010	4	XU24EPR-U	3312	0,9	IXU24	5309
1100 cc - Monster 1100 (M5)	35	Twin Spark	06/2010->	4	XU24EPR-U	3312	0,9	IXU24	5309
1100 cc - Monster 1100 Diesel	74	Twin Spark	05/2012->12/2013	4	XU24EPR-U	3312	0,9	IXU24	5309
1100 cc - Monster 1100 EVO	74	Twin Spark	11/2010->12/2013	4	XU24EPR-U	3312	0,9	IXU24	5309
1100 cc - Monster 1100 EVO 20th Anniversary	74	Twin Spark	11/2012->	4	XU24EPR-U	3312	0,9	IXU24	5309
1100 cc - Monster 1100 S	70	Twin Spark	01/2009->12/2011	4	XU24EPR-U	3312	0,9	IXU24	5309
1100 cc - Multistrada 1100 DS	63	Twin Spark	01/2007->12/2009	4	XU24EPR-U	3312	0,9	IXU24	5309
1100 cc - Multistrada 1100 S DS	70	Twin Spark	01/2007->12/2009	4	XU24EPR-U	3312	0,9	IXU24	5309
<b>FANTIC</b>									
50 cc - Grinta	4		01/1996->	1	W22FPR-U	4022	0,6	IWF22	5379
50 cc - Queenie	4		01/1996->	1	W22FPR-U	4022	0,6	IWF22	5379
<b>GILERA</b>									
50 cc - DNA 50	3		01/2000->12/2008	1	W27ESR-U	4045	0,6	IW27	5317
50 cc - DNA 50 GP Experience	3		01/2002->12/2006	1	W27ESR-U	4045	0,6	IW27	5317
50 cc - Eaglet (503)	2		01/1996->12/1999	1	W27ESR-U	4045	0,6	IW27	5317
50 cc - EC 1 (Ecl)	1		01/1986->12/1998	1	W16FS-U	3034	0,5		
50 cc - GSM 50 (C08)	2		01/2000->12/2004	1	W27ESR-U	4045	0,6	IW27	5317
50 cc - ICE 50 (C30)	3		01/2000->12/2003	1	W27ESR-U	4045	0,6	IW27	5317
50 cc - RUNNER 50 (C14)	3		01/1997->12/1999	1	W27ESR-U	4045	0,6	IW27	5317
50 cc - RUNNER 50 DD (C14)	3		01/1999->12/2001	1	W27ESR-U	4045	0,6	IW27	5317
50 cc - RUNNER 50 DD SP (C14)	3		01/1999->12/2002	1	W27ESR-U	4045	0,6	IW27	5317
50 cc - Runner 50 Poggiali (C36)	4		11/2001->12/2003	1	W27ESR-U	4045	0,6	IW27	5317
50 cc - Runner 50 Purejet (C36)	3		01/2006->12/2013	1	N24EXRB	4225	0,6	IU24	5362
50 cc - Runner 50 Racing Replica (C36)	3		01/2004->12/2005	1	W27ESR-U	4045	0,6	IW27	5317
50 cc - Runner 50 SC (C40)	3		01/2007->12/2007	1	W27ESR-U	4045	0,6	IW27	5317
50 cc - Runner 50 SP (C36)	4		01/2002->12/2013	1	W27ESR-U	4045	0,6	IW27	5317
50 cc - Runner 50 SP Purejet (C36)	3		01/2002->12/2005	1	N24EXRB	4225	0,6	IU24	5362
50 cc - Runner 50 SP Racing Replica (C36)	3		01/2004->12/2004	1	W27ESR-U	4045	0,6	IW27	5317
50 cc - Stalker 50 (C13)	3		01/1997->12/1999	1	W27ESR-U	4045	0,6	IW27	5317
50 cc - Stalker 50 Base (C13)	3		01/1998->12/2000	1	W27ESR-U	4045	0,6	IW27	5317
50 cc - Stalker 50 DT (C40)	3		01/2000->12/2006	1	W27ESR-U	4045	0,6	IW27	5317
50 cc - Storm 50	3		04/2007->12/2009	1	W27ESR-U	4045	0,5	IW27	5317
125 cc - Coguar 125	8		01/1999->12/2003	1	X24EPR-U9	4096	0,8	IX24B	5376
125 cc - DNA 125 (M26)	11		01/2000->12/2003	1	U24ESR-NB	4223	0,7	IU24	5362
125 cc - Nexus 125 (M35)	11		04/2007->12/2013	1	U24ESR-NB	4223	0,7	IU24	5362
125 cc - Runner 125 ST (M46)	11		04/2008->12/2013	1	W27ESR-U	4045	0,6	IW27	5317
125 cc - Runner 125 VX (M07)	10		01/2000->12/2008	1	U24ESR-NB	4223	0,7	IU24	5362
125 cc - Runner FX 125 (M07)	10		01/1998->09/2004	1	W27ESR-U	4045	0,6	IW27	5317
125 cc - Runner FX 125 DD (M07)	10		01/2000->12/2002	1	W27ESR-U	4045	0,6	IW27	5317
125 cc - Runner FX 125 DD SP (M07)	10		01/1999->09/2004	1	W27ESR-U	4045	0,6	IW27	5317
180 cc - DNA 180	14		01/2000->12/2003	1	U24ESR-NB	4223	0,7	IU24	5362
180 cc - Runner 180 VXR (M08)	14		01/2000->12/2002	1	U24ESR-NB	4223	0,7	IU24	5362
180 cc - Runner FXR 180 (M08)	14		01/1998->09/2004	1	W27ESR-U	4045	0,6	IW27	5317
180 cc - Runner FXR 180 DD (M08)	14		01/1999->12/2002	1	W27ESR-U	4045	0,6	IW27	5317
180 cc - Runner FXR 180 DD SP (M08)	14		01/1999->12/2003	1	W27ESR-U	4045	0,6	IW27	5317
200 cc - Runner 200 ST (M46)	14		04/2008->12/2013	1	U24ESR-NB	4223	0,8	IU24	5362
200 cc - Runner 200 VXR (M24)	15		01/2002->12/2008	1	U27ESR-NB	4224	0,6	IU27	5363
200 cc - RV 200	13		01/1985->12/1993	1			0,7	IW27	5317
200 cc - RX 200	13		01/1985->09/1993	1			0,7	IW27	5317
200 cc - RX 200 Arizona	13		01/1985->09/1993	1			0,7	IW27	5317
250 cc - 250 NGR	20/24		01/1986->12/1993	1	W27ESR-U	4045	0,5	IW27	5317
300 cc - Nexus 300 (M35)	16		10/2008->12/2013	1			0,9	IU24A	5365
350 cc - 350 Dakota	20		01/1987->12/1993	1	X27EPR-U9	4111	0,7	IX27B	5377
500 cc - 500 Saturno	30		01/1988->12/1991	1	X27EPR-U9	4111	0,7	IX27B	5377
500 cc - Fuoco 500 (M61)	30		10/2007->	1			0,9	IU24A	5365
500 cc - Nexus 500	28		01/2004->12/2009	1	U22ETR	4201	0,7	IU22	5361
500 cc - Nexus 500 (M35)	29		08/2003->12/2006	1	U22ETR	4201	0,7	IU22	5361
600 cc - 600 Nordcape	20		01/1993->12/1993	1	X24ESR-U	4101	0,5	IX24	5372
600 cc - 600 Northwest	20		01/1991->12/1993	1	X27EPR-U9	4111	0,7	IX27B	5377
600 cc - RC 600	20		01/1991->12/1993	1	X24ESR-U	4101	0,5	IX24	5372
600 cc - RC 600 CX	20		11/1989->12/1993	1	X24ESR-U	4101	0,5	IX24	5372
600 cc - XRT 600	20/30		01/1989->09/1993	1	X27EPR-U9	4111	0,7	IX27B	5377
800 cc - GP 800 (M55)	51		12/2007->12/2012	2	U22ETR	4201	0,7	IU22	5361
<b>HARLEY-DAVIDSON</b>									
883 cc - 883 N Sportster Iron (XL)	25/39		01/2009->	2	X22EPR-U9	4086	0,9	IX22B	5375









	KW			Direct Fit			Upgrade		
									
<b>HARLEY-DAVIDSON</b> <i>Continued</i>									
883 cc - 883 Sportster	20/24/ 25/34/ 35/36/ 39/40		01/1986->	2	X22EPR-U9	4086	0,9	IX22B	5375
883 cc - 883 Sportster (XL883C)	25		03/2006->	2	X22EPR-U9	4086	0,9	IX22B	5375
883 cc - 883 Sportster 100th Anniversary (XL1)	39		01/2003->12/2003	2	X22EPR-U9	4086	0,9	IX22B	5375
883 cc - 883 Sportster Custom	39/40		01/2005->12/2011	2	X22EPR-U9	4086	0,9	IX22B	5375
883 cc - 883 Sportster Custom 53	24/25/ 36/39/ 40		01/1998->	2	X22EPR-U9	4086	0,9	IX22B	5375
883 cc - 883 Sportster Custom 53 100th Anniversary (XL1)	39		01/2003->12/2003	2	X22EPR-U9	4086	0,9	IX22B	5375
883 cc - 883 Sportster Deluxe	34/35		01/1986->	2	X22EPR-U9	4086	0,9	IX22B	5375
883 cc - 883 Sportster Hugger	24/25/ 34/35/ 36		01/1986->	2	X22EPR-U9	4086	0,9	IX22B	5375
883 cc - 883 Sportster Hugger (XLH)	39		01/1987->12/2003	2	X22EPR-U9	4086	0,9	IX22B	5375
883 cc - 883 Sportster Hugger 100th Anniversary (XL1)	39		01/2003->12/2003	2	X22EPR-U9	4086	0,9	IX22B	5375
883 cc - 883 Sportster Low	39/40		01/2004->12/2010	2	X22EPR-U9	4086	0,9	IX22B	5375
883 cc - 883 Sportster Low (XL883L)	25		03/2006->	2	X22EPR-U9	4086	0,9	IX22B	5375
883 cc - 883 Sportster Roadster	34/39/ 40		01/2001->	2	X22EPR-U9	4086	0,9	IX22B	5375
883 cc - 883 Sportster SuperLow	39		08/2010->	2	X22EPR-U9	4086	0,9	IX22B	5375
883 cc - 883 Sportster SuperLow (XL2)	33/39		06/2015->	2	X22EPR-U9	4086	0,9	IX22B	5375
883 cc - Iron 883	38		09/2016->	2	X22EPR-U9	4086	0,9	IX22B	5375
1000 cc - 1000 Sportster (XLCH)	44		01/1978->12/1985	2	W20FPR-U10	3268	1,0	IWF20	5378
1000 cc - 1000 Sportster (XLH)	36		01/1978->12/1985	2	W20FPR-U10	3268	1,0	IWF20	5378
1000 cc - 1000 Sportster (XLX)	36		01/1983->12/1985	2	W20FPR-U10	3268	1,0	IWF20	5378
1000 cc - 1000 Sportster Roadster (XLS)	44		01/1979->12/1981	2	W20FPR-U10	3268	1,0	IWF20	5378
1100 cc - 1100 Sportster	35/37/ 40		11/1985->	2	XU22EPR-U	3179	0,9	IXU22	5308
1130 cc - 1130 Night Rod (VRSCD)	73/89		11/2005->12/2008	2	XU24EPR-U	3312	0,9	IXU24	5309
1130 cc - 1130 Night Rod Special (VRSCDX)	73/89		11/2005->12/2008	2	XU24EPR-U	3312	0,9	IXU24	5309
1130 cc - 1130 Street Rod (VRSCR)	73/89		11/2005->12/2007	2	XU24EPR-U	3312	0,9	IXU24	5309
1130 cc - 1130 V-Rod (VRSCA)	77/86		01/2001->12/2007	2	XU24EPR-U	3312	0,9	IXU24	5309
1130 cc - 1130 V-Rod (VRSCAW)	73		01/2007->12/2007	2	XU24EPR-U	3312	0,9	IXU24	5309
1130 cc - 1130 V-Rod 100th Anniversary	86		01/2003->	2	XU24EPR-U	3312	0,9	IXU24	5309
1130 cc - 1130 V-Rod Black Jack (VRSCB)	73		01/2004->12/2005	2	XU24EPR-U	3312	0,9	IXU24	5309
1130 cc - 1130 V-Rod Night Rod (VRSCD)	78		01/2006->	2	XU24EPR-U	3312	0,9	IXU24	5309
1130 cc - 1130 V-Rod Night Rod Special (VRSCDX)	89		01/2006->	2	XU24EPR-U	3312	0,9	IXU24	5309
1200 cc - 1200 Electra Glide (FL)	42		01/1965->12/1965	2	W20PR-U	5046	0,7		
1200 cc - 1200 Electra Glide (FLH)	49		01/1965->12/1965	2	W20PR-U	5046	0,7		
1200 cc - 1200 Electra Glide Sport (FLHS)	44		01/1977->12/1979	2	W16EXR-U11	3032	0,7	IW16	5305
1200 cc - 1200 Roadster	49		09/2016->	2	XU22EPR-U	3179	0,9	IXU22	5308
1200 cc - 1200 Sportster	25/34/ 36/37/ 43/45/ 47		01/1987->	2	XU22EPR-U	3179	0,9	IXU22	5308
1200 cc - 1200 Sportster Custom	25/36/ 37/43/ 45/47/ 49/50		01/1995->	2	XU22EPR-U	3179	0,9	IXU22	5308
1200 cc - 1200 Sportster Custom (XL1200C)	24		03/2006->	2	XU22EPR-U	3179	0,9	IXU22	5308
1200 cc - 1200 Sportster Custom (XL2)	33/34/ 50		07/2012->	2	XU22EPR-U	3179	0,9	IXU22	5308
1200 cc - 1200 Sportster Custom 100th Anniversary (XL1)	43		01/2003->12/2003	2	XU22EPR-U	3179	0,9	IXU22	5308
1200 cc - 1200 Sportster Custom 110th Anniversary	49		08/2012->	2	XU22EPR-U	3179	0,9	IXU22	5308
1200 cc - 1200 Sportster Custom Lim.Edit.	49		08/2012->	2	XU22EPR-U	3179	0,9	IXU22	5308
1200 cc - 1200 Sportster Custom Limited (XL2)	50		09/2013->	2	XU22EPR-U	3179	0,9	IXU22	5308
1200 cc - 1200 Sportster Forty Eight	49		01/2016->	2	XU22EPR-U	3179	0,9	IXU22	5308
1200 cc - 1200 Sportster Forty-Eight	49		01/2011->12/2013	2	XU22EPR-U	3179	0,9	IXU22	5308
1200 cc - 1200 Sportster Forty-Eight (XL2)	50		08/2013->	2	XU22EPR-U	3179	0,9	IXU22	5308
1200 cc - 1200 Sportster Low	49		01/2006->12/2009	2	XU22EPR-U	3179	0,9	IXU22	5308
1200 cc - 1200 Sportster Low (XL1200L)	24		03/2006->	2	XU22EPR-U	3179	0,9	IXU22	5308
1200 cc - 1200 Sportster Nightster	25/49		08/2007->12/2012	2	XU22EPR-U	3179	0,9	IXU22	5308
1200 cc - 1200 Sportster Roadster	34/49		01/2004->	2	XU22EPR-U	3179	0,9	IXU22	5308
1200 cc - 1200 Sportster Seventy two	49		01/2012->	2	XU22EPR-U	3179	0,9	IXU22	5308
1200 cc - 1200 Sportster Sport	25/36/ 37/43/ 45/47		01/1995->	2	XU22EPR-U	3179	0,9	IXU22	5308









	KW			Direct Fit			Upgrade		
									
<b>HARLEY-DAVIDSON</b> <i>Continued</i>									
1200 cc - 1200 Sportster Sport 100th Anniversary (XL1)	45		01/2003->12/2003	2	XU22EPR-U	3179	0,9	IXU22	5308
1200 cc - 1200 Sportster SuperLow (XL2)	50		09/2013->	2	XU22EPR-U	3179	0,9	IXU22	5308
1200 cc - 1200 Sportster SuperLow T	50		09/2016->	2	XU22EPR-U	3179	0,9	IXU22	5308
1200 cc - Seventy Two XL1200V (XL2)	49		01/2015->	2	XU22EPR-U	3179	0,9	IXU22	5308
1200 cc - XR 1200	67		05/2008->12/2010	2	XU24EPR-U	3312	0,9	IXU24	5309
1200 cc - XR 1200 X	67		08/2009->12/2012	2	XU24EPR-U	3312	0,9	IXU24	5309
1250 cc - 1250 Night Rod Special (VRSCDX)	90/92		01/2007->12/2013	2	XU22EPR-U	3179	0,9	IXU22	5308
1250 cc - 1250 V-Rod (VRSCAW)	92		12/2007->	2	XU22EPR-U	3179	0,9	IXU22	5308
1250 cc - 1250 V-Rod 10th Anniversary Edition	90		08/2011->12/2012	2	XU22EPR-U	3179	0,9	IXU22	5308
1250 cc - 1250 V-Rod Muscle (VRSCF)	89		09/2008->12/2013	2	XU22EPR-U	3179	0,9	IXU22	5308
1250 cc - 1250 V-Rod Screaming Eagle (VRSCSE)	92		01/2005->12/2006	2	XU24EPR-U	3312	0,9	IXU24	5309
1340 cc - 1340 Bad Boy (FXSTB)	37/41		01/1994->12/1999	2	W16EXR-U	3031	1,0	IW16	5305
1340 cc - 1340 Dyna Disc Glide (FXRDG)	47		01/1984->12/1984	2	J16CR-U	3256	1,0	IW16	5305
1340 cc - 1340 Dyna Fat Bob (FXEF)	49		01/1979->12/1983	2	J16CR-U	3256	1,0	IW16	5305
1340 cc - 1340 Dyna Fat Bob (FXEF)	47		01/1985->12/1985	2	W16EXR-U	3031	1,0	IW16	5305
1340 cc - 1340 Dyna Glide Convertible	41		01/1994->12/1998	2	W16EXR-U	3031	1,0	IW16	5305
1340 cc - 1340 Dyna Glide Custom	36		01/1992->	2	W16EXR-U	3031	1,0	IW16	5305
1340 cc - 1340 Dyna Glide Daytona	36		01/1992->	2	W16EXR-U	3031	1,0	IW16	5305
1340 cc - 1340 Dyna Glide Low Rider	36/41		01/1992->12/1998	2	W16EXR-U	3031	1,0	IW16	5305
1340 cc - 1340 Dyna Glide Sturgis	36		01/1991->	2	W16EXR-U	3031	1,0	IW16	5305
1340 cc - 1340 Dyna Low Rider	36		01/1999->	2	W16EXR-U	3031	1,0	IW16	5305
1340 cc - 1340 Dyna Low Rider Convertv	36		01/1993->12/1993	2	W16EXR-U	3031	1,0	IW16	5305
1340 cc - 1340 Dyna Super Glide	41		01/1994->12/1998	2	W16EXR-U	3031	1,0	IW16	5305
1340 cc - 1340 Dyna Super Glide (FXD)	37		01/1995->12/1998	2	W16EXR-U	3031	1,0	IW16	5305
1340 cc - 1340 Dyna Wide Glide	36/41		01/1992->12/1998	2	W16EXR-U	3031	1,0	IW16	5305
1340 cc - 1340 Electra Glide	43		01/1987->	2	W16EXR-U	3031	1,0	IW16	5305
1340 cc - 1340 Electra Glide (FLH)	44/47		01/1978->12/1984	2	J16CR-U	3256	1,0	IW16	5305
1340 cc - 1340 Electra Glide Classic	37/43/ 44/46/ 47		01/1987->	2	W16EXR-U	3031	1,0	IW16	5305
1340 cc - 1340 Electra Glide Classic (FLHTC)	47		08/1978->12/1984	2	J16CR-U	3256	1,0	IW16	5305
1340 cc - 1340 Electra Glide Road King	44/46		01/1993->12/1998	2	W16EXR-U	3031	1,0	IW16	5305
1340 cc - 1340 Electra Glide Road King Classic	44		01/1997->12/1998	2	W16EXR-U	3031	1,0	IW16	5305
1340 cc - 1340 Electra Glide Sport	49		10/1981->	2	J16CR-U	3256	1,0	IW16	5305
1340 cc - 1340 Electra Glide Sport	37/46/ 47		01/1987->	2	W16EXR-U	3031	1,0	IW16	5305
1340 cc - 1340 Electra Glide Sport (FLHS)	44		01/1979->12/1979	2	J16CR-U	3256	1,0	IW16	5305
1340 cc - 1340 Electra Glide Standard	44		01/1995->12/1998	2	W16EXR-U	3031	1,0	IW16	5305
1340 cc - 1340 Electra Glide Ultra Classic (FLHTUI)	44		12/1996->12/1998	2	W16EXR-U	3031	1,0	IW16	5305
1340 cc - 1340 Fat Boy	33/36/ 41		01/1990->	2	W16EXR-U	3031	1,0	IW16	5305
1340 cc - 1340 Grand Touring Edition	45		01/1986->	2	W16EXR-U	3031	1,0	IW16	5305
1340 cc - 1340 Low Rider	33/36/ 43		01/1987->	2	W16EXR-U	3031	1,0	IW16	5305
1340 cc - 1340 Low Rider (FXRS)	47		01/1984->01/1985	2	J16CR-U	3256	1,0	IW16	5305
1340 cc - 1340 Low Rider (FXS)	49		01/1980->12/1984	2	J16CR-U	3256	1,0	IW16	5305
1340 cc - 1340 Low Rider (FXSB)	42		01/1982->12/1985	2	J16CR-U	3256	1,0	IW16	5305
1340 cc - 1340 Low Rider Convertible	33/36/ 43		01/1990->	2	W16EXR-U	3031	1,0	IW16	5305
1340 cc - 1340 Low Rider Custom	33/36/ 43		01/1987->	2	W16EXR-U	3031	1,0	IW16	5305
1340 cc - 1340 Low Rider Sport Edition	33/36/ 43		01/1987->	2	W16EXR-U	3031	1,0	IW16	5305
1340 cc - 1340 Night Train	41		01/1999->12/2000	2	W16EXR-U	3031	1,0	IW16	5305
1340 cc - 1340 Road King (FLHR)	36		01/1994->12/1998	2	W16EXR-U	3031	1,0	IW16	5305
1340 cc - 1340 Road King Classic (FLHRCI)	44		01/1998->12/1998	2	W16EXR-U	3031	1,0	IW16	5305
1340 cc - 1340 Softail	33/43		01/1987->	2	W16EXR-U	3031	1,0	IW16	5305
1340 cc - 1340 Softail (FXST)	47		01/1984->12/1985	2	J16CR-U	3256	1,0	IW16	5305
1340 cc - 1340 Softail Custom	33/36/ 41/43		01/1987->	2	W16EXR-U	3031	1,0	IW16	5305
1340 cc - 1340 Softail Springer	33/36/ 41/45		01/1988->	2	W16EXR-U	3031	1,0	IW16	5305
1340 cc - 1340 Softail Standard	41		01/1999->12/2000	2	W16EXR-U	3031	1,0	IW16	5305
1340 cc - 1340 Sturgis (FXB)	49		01/1980->12/1982	2	J16CR-U	3256	1,0	IW16	5305
1340 cc - 1340 Super Glide	33/36/ 43		01/1987->	2	W16EXR-U	3031	1,0	IW16	5305
1340 cc - 1340 Super Glide (FXR)	49		01/1982->12/1983	2	J16CR-U	3256	1,0	IW16	5305
1340 cc - 1340 Tour Glide (FLT)	52		01/1979->	2	J16CR-U	3256	1,0	IW16	5305











	KW			Direct Fit			Upgrade		
									
<b>HARLEY-DAVIDSON</b> <i>Continued</i>									
1340 cc - 1340 Tour Glide Classic	37/43/ 46/47		01/1987->	2	W16EXR-U	3031	1,0	IW16	5305
1340 cc - 1340 Tour Glide Classic (FLTC)	49		01/1982->12/1984	2	J16CR-U	3256	1,0	IW16	5305
1340 cc - 1340 Wide Glide (FXWG)	42/49		01/1980->12/1985	2	J16CR-U	3256	1,0	IW16	5305
1340 cc - Heritage Softail	33/43		01/1987->	2	W16EXR-U	3031	1,0	IW16	5305
1340 cc - Heritage Softail Classic	33/36/ 41/43		01/1987->	2	W16EXR-U	3031	1,0	IW16	5305
1340 cc - Heritage Softail Nostalgia	36		01/1992->	2	W16EXR-U	3031	1,0	IW16	5305
1340 cc - Heritage Softail Special	36/41		01/1993->12/1996	2	W16EXR-U	3031	1,0	IW16	5305
1340 cc - Heritage Springer	41		01/1996->12/2000	2	W16EXR-U	3031	1,0	IW16	5305
1340 cc - Sport Glide	33/36/ 43		01/1987->	2	W16EXR-U	3031	1,0	IW16	5305
1340 cc - Ultra Classic Electra Glide	37/44/ 46/47		01/1988->	2	W16EXR-U	3031	1,0	IW16	5305
1340 cc - Ultra Classic Tour Glide	37/46/ 47		01/1988->	2	W16EXR-U	3031	1,0	IW16	5305
1450 cc - 1450 Deuce 100th Anniversary	46/47		01/2003->	2	XU22EPR-U	3179	0,9	IXU22	5308
1450 cc - 1450 Deuce Injection 100th Anniversary	46/47		01/2003->	2	XU22EPR-U	3179	0,9	IXU22	5308
1450 cc - 1450 Dyna Low Rider	49/50/ 54		01/1999->12/2006	2	XU22EPR-U	3179	0,9	IXU22	5308
1450 cc - 1450 Dyna Low Rider 100th Anniversary	50		01/2003->12/2003	2	XU22EPR-U	3179	0,9	IXU22	5308
1450 cc - 1450 Dyna Street Bob	54		10/2005->12/2006	2	XU22EPR-U	3179	0,9	IXU22	5308
1450 cc - 1450 Dyna Super Glide	49/50		01/1999->12/2004	2	XU22EPR-U	3179	0,9	IXU22	5308
1450 cc - 1450 Dyna Super Glide (FXDI)	25		01/2006->	2	XU22EPR-U	3179	0,9	IXU22	5308
1450 cc - 1450 Dyna Super Glide 100th Anniversary	50		01/2003->12/2003	2	XU22EPR-U	3179	0,9	IXU22	5308
1450 cc - 1450 Dyna Super Glide Custom	49/54		11/2004->12/2006	2	XU22EPR-U	3179	0,9	IXU22	5308
1450 cc - 1450 Dyna Super Glide Sport	49/50		01/1999->12/2005	2	XU22EPR-U	3179	0,9	IXU22	5308
1450 cc - 1450 Dyna Super Glide Sport 100th Anniversary	50		01/2003->12/2003	2	XU22EPR-U	3179	0,9	IXU22	5308
1450 cc - 1450 Dyna Super Glide T-Sport	50		01/2001->12/2002	2	XU22EPR-U	3179	0,9	IXU22	5308
1450 cc - 1450 Dyna Super Glide T-Sport 100th Anniversary	50		01/2003->12/2003	2	XU22EPR-U	3179	0,9	IXU22	5308
1450 cc - 1450 Dyna Wide Glide	49/50/ 54		01/1999->12/2006	2	XU22EPR-U	3179	0,9	IXU22	5308
1450 cc - 1450 Dyna Wide Glide 100th Anniversary	50		01/2003->12/2003	2	XU22EPR-U	3179	0,9	IXU22	5308
1450 cc - 1450 Electra Glide	49		01/1999->12/2002	2	XU22EPR-U	3179	0,9	IXU22	5308
1450 cc - 1450 Electra Glide Classic	49/52		01/1999->	2	XU22EPR-U	3179	0,9	IXU22	5308
1450 cc - 1450 Electra Glide Classic (FLHTC)	25		01/2002->12/2004	2	XU22EPR-U	3179	0,9	IXU22	5308
1450 cc - 1450 Electra Glide Classic 100th Anniversary	49		01/2003->12/2003	2	XU22EPR-U	3179	0,9	IXU22	5308
1450 cc - 1450 Electra Glide Standard	52		01/2004->12/2006	2	XU22EPR-U	3179	0,9	IXU22	5308
1450 cc - 1450 Electra Glide Standard 100th Anniversary	49		01/2003->12/2003	2	XU22EPR-U	3179	0,9	IXU22	5308
1450 cc - 1450 Electra Glide Ultra Classic (FLHTCUSE)	52		01/2006->	2	XU22EPR-U	3179	0,9	IXU22	5308
1450 cc - 1450 Fat Boy	46/47		01/1999->12/2006	2	XU22EPR-U	3179	0,9	IXU22	5308
1450 cc - 1450 Fat Boy (FS2)	24		11/2003->12/2006	2	XU22EPR-U	3179	0,9	IXU22	5308
1450 cc - 1450 Fat Boy 100th Anniversary	46/47		01/2003->	2	XU22EPR-U	3179	0,9	IXU22	5308
1450 cc - 1450 Fat Boy Injection 100th Anniversary	46/47		01/2003->	2	XU22EPR-U	3179	0,9	IXU22	5308
1450 cc - 1450 Heritage Softail Classic 100th Anniversary	46/47		01/2003->	2	XU22EPR-U	3179	0,9	IXU22	5308
1450 cc - 1450 Heritage Softail Classic Injection 100th Anniversary	46/47		01/2003->	2	XU22EPR-U	3179	0,9	IXU22	5308
1450 cc - 1450 Heritage Springer 100th Anniversary	49		01/2003->12/2003	2	XU22EPR-U	3179	0,9	IXU22	5308
1450 cc - 1450 Night Train	46		01/1999->12/2002	2	XU22EPR-U	3179	0,9	IXU22	5308
1450 cc - 1450 Night Train (FXSTB)	24		01/2000->12/2004	2	XU22EPR-U	3179	0,9	IXU22	5308
1450 cc - 1450 Night Train 100th Anniversary	46/47		01/2003->12/2006	2	XU22EPR-U	3179	0,9	IXU22	5308
1450 cc - 1450 Night Train Custom (FXSTBIC)	52		01/2006->12/2006	2	XU22EPR-U	3179	0,9	IXU22	5308
1450 cc - 1450 Road Glide (FLTRI)	25		01/1999->01/2005	2	XU22EPR-U	3179	0,9	IXU22	5308
1450 cc - 1450 Road King	49/52		01/1999->12/2006	2	XU22EPR-U	3179	0,9	IXU22	5308
1450 cc - 1450 Road King (FLHRI)	25		01/2005->12/2006	2	XU22EPR-U	3179	0,9	IXU22	5308
1450 cc - 1450 Road King 100th Anniversary	49		01/2003->12/2003	2	XU22EPR-U	3179	0,9	IXU22	5308
1450 cc - 1450 Road King Classic	50/52		01/1999->12/2006	2	XU22EPR-U	3179	0,9	IXU22	5308
1450 cc - 1450 Road King Classic (FLHRCI)	25		01/1999->12/2005	2	XU22EPR-U	3179	0,9	IXU22	5308
1450 cc - 1450 Road King Classic 100th Anniversary	50		01/2003->12/2003	2	XU22EPR-U	3179	0,9	IXU22	5308
1450 cc - 1450 Road King Custom	52		01/2004->12/2006	2	XU22EPR-U	3179	0,9	IXU22	5308
1450 cc - 1450 Softail Deluxe	47		11/2004->12/2006	2	XU22EPR-U	3179	0,9	IXU22	5308
1450 cc - 1450 Softail Deuce	46/47		01/1999->	2	XU22EPR-U	3179	0,9	IXU22	5308









	KW			Direct Fit			Upgrade		
									
<b>HARLEY-DAVIDSON</b> <i>Continued</i>									
1450 cc - 1450 Softail Deuce Injection	46/47		01/2001->	2	XU22EPR-U	3179	0,9	IXU22	5308
1450 cc - 1450 Softail Night Train (FXSTBI)	24/47		01/2004->	2	XU22EPR-U	3179	0,9	IXU22	5308
1450 cc - 1450 Softail Springer	46/47		01/1999->12/2006	2	XU22EPR-U	3179	0,9	IXU22	5308
1450 cc - 1450 Softail Springer 100th Anniversary	46		01/2003->12/2003	2	XU22EPR-U	3179	0,9	IXU22	5308
1450 cc - 1450 Softail Springer Classic	52		01/2005->12/2006	2	XU22EPR-U	3179	0,9	IXU22	5308
1450 cc - 1450 Softail Standard	46/47		01/1999->12/2006	2	XU22EPR-U	3179	0,9	IXU22	5308
1450 cc - 1450 Softail Standard (FS2)	24		11/2004->12/2006	2	XU22EPR-U	3179	0,9	IXU22	5308
1450 cc - 1450 Softail Standard 100th Anniversary	46/47		01/2003->	2	XU22EPR-U	3179	0,9	IXU22	5308
1450 cc - 1450 Street Glide	52		10/2005->12/2006	2	XU22EPR-U	3179	0,9	IXU22	5308
1450 cc - 1450 Super Glide FXDI35 35th Anniversary	54		10/2005->12/2006	2	XU22EPR-U	3179	0,9	IXU22	5308
1450 cc - 1450 Ultra Classic Electra Glide 100th Anniversary	50		01/2003->12/2003	2	XU22EPR-U	3179	0,9	IXU22	5308
1450 cc - Heritage Softail Classic	46/47		01/1999->	2	XU22EPR-U	3179	0,9	IXU22	5308
1450 cc - Heritage Softail Classic FLSTCI	47		11/2003->12/2006	2	XU22EPR-U	3179	0,9	IXU22	5308
1450 cc - Heritage Softail Classic FLSTCI (FS2)	24		11/2003->12/2006	2	XU22EPR-U	3179	0,9	IXU22	5308
1450 cc - Heritage Softail Classic Injection	46/47		01/1999->	2	XU22EPR-U	3179	0,9	IXU22	5308
1450 cc - Heritage Softail FLSTI	47		10/2005->12/2006	2	XU22EPR-U	3179	0,9	IXU22	5308
1450 cc - Heritage Springer	49		01/1996->12/2002	2	XU22EPR-U	3179	0,9	IXU22	5308
1450 cc - Ultra Classic Electra Glide	50/52		01/1999->	2	XU22EPR-U	3179	0,9	IXU22	5308
1600 cc - 1600 Cross Bones (FLSTSB)	24/54/ 56		01/2008->	2	XU22EPR-U	3179	0,9	IXU22	5308
1600 cc - 1600 Dyna Fat Bob	57		08/2007->12/2013	2	XU22EPR-U	3179	0,9	IXU22	5308
1600 cc - 1600 Dyna Low Rider	56		08/2006->12/2008	2	XU22EPR-U	3179	0,9	IXU22	5308
1600 cc - 1600 Dyna Screaming Eagle CVO (FXDSE)	61		01/2007->	2	XU22EPR-U	3179	0,9	IXU22	5308
1600 cc - 1600 Dyna Street Bob	56		08/2006->12/2013	2	XU22EPR-U	3179	0,9	IXU22	5308
1600 cc - 1600 Dyna Super Glide (FXD)	25/56		01/2006->	2	XU22EPR-U	3179	0,9	IXU22	5308
1600 cc - 1600 Dyna Super Glide Custom	56		08/2006->12/2013	2	XU22EPR-U	3179	0,9	IXU22	5308
1600 cc - 1600 Dyna Super Glide Custom (FXDC)	25		01/2007->	2	XU22EPR-U	3179	0,9	IXU22	5308
1600 cc - 1600 Dyna Super Glide Custom 105th Anniversary	56		08/2007->12/2008	2	XU22EPR-U	3179	0,9	IXU22	5308
1600 cc - 1600 Dyna Wide Glide	56/57		08/2006->12/2013	2	XU22EPR-U	3179	0,9	IXU22	5308
1600 cc - 1600 Electra Glide Classic (FLHTC)	57/69		09/2006->	2	XU22EPR-U	3179	0,9	IXU22	5308
1600 cc - 1600 Electra Glide Standard	57/60		08/2006->12/2010	2	XU22EPR-U	3179	0,9	IXU22	5308
1600 cc - 1600 Electra Glide Ultra Classic (FL1)	60		01/2006->	2	XU22EPR-U	3179	0,9	IXU22	5308
1600 cc - 1600 Electra Glide Ultra Classic (FLHTCU)	57		01/2006->	2	XU22EPR-U	3179	0,9	IXU22	5308
1600 cc - 1600 Fat Boy	54		08/2006->	2	XU22EPR-U	3179	0,9	IXU22	5308
1600 cc - 1600 Fat Boy (FS2)	24/56		08/2006->12/2011	2	XU22EPR-U	3179	0,9	IXU22	5308
1600 cc - 1600 Fat Boy 105th Anniversary	54		08/2007->12/2008	2	XU22EPR-U	3179	0,9	IXU22	5308
1600 cc - 1600 Fat Boy Special	56		08/2009->12/2011	2	XU22EPR-U	3179	0,9	IXU22	5308
1600 cc - 1600 Heritage Softail Classic 105th Anniversary (FLSTC)	52		08/2007->12/2008	2	XU22EPR-U	3179	0,9	IXU22	5308
1600 cc - 1600 Night Train	52		08/2006->12/2009	2	XU22EPR-U	3179	0,9	IXU22	5308
1600 cc - 1600 Night Train (FS2)	23		07/2008->	2	XU22EPR-U	3179	0,9	IXU22	5308
1600 cc - 1600 Night Train Custom (FXSTBIC)	52		01/2006->12/2006	2	XU22EPR-U	3179	0,9	IXU22	5308
1600 cc - 1600 Road Glide Custom (FLTRX)	31		01/2009->	2	XU22EPR-U	3179	0,9	IXU22	5308
1600 cc - 1600 Road King	57/60		08/2006->12/2009	2	XU22EPR-U	3179	0,9	IXU22	5308
1600 cc - 1600 Road King Classic	57/60		08/2006->12/2011	2	XU22EPR-U	3179	0,9	IXU22	5308
1600 cc - 1600 Road King Classic 105th Anniversary	60		08/2007->12/2008	2	XU22EPR-U	3179	0,9	IXU22	5308
1600 cc - 1600 Road King Custom	57		08/2006->12/2007	2	XU22EPR-U	3179	0,9	IXU22	5308
1600 cc - 1600 Road King CVO (FLHRSE)	69		01/2007->12/2008	2	XU22EPR-U	3179	0,9	IXU22	5308
1600 cc - 1600 Softail Blackline (FXS)	56		01/2011->	2	XU22EPR-U	3179	0,9	IXU22	5308
1600 cc - 1600 Softail Cross Bones (FS2)	24		01/2009->	2	XU22EPR-U	3179	0,9	IXU22	5308
1600 cc - 1600 Softail Custom	52		08/2006->12/2009	2	XU22EPR-U	3179	0,9	IXU22	5308
1600 cc - 1600 Softail Custom (FS2)	22/23		08/2006->	2	XU22EPR-U	3179	0,9	IXU22	5308
1600 cc - 1600 Softail Custom 105th Anniversary	52		08/2007->12/2008	2	XU22EPR-U	3179	0,9	IXU22	5308
1600 cc - 1600 Softail Deluxe	54/56		08/2006->12/2011	2	XU22EPR-U	3179	0,9	IXU22	5308
1600 cc - 1600 Softail Deluxe (FS2)	56		08/2009->	2	XU22EPR-U	3179	0,9	IXU22	5308
1600 cc - 1600 Softail Rocker	52		07/2007->12/2009	2	XU22EPR-U	3179	0,9	IXU22	5308
1600 cc - 1600 Softail Rocker (FS2)	23		07/2008->	2	XU22EPR-U	3179	0,9	IXU22	5308
1600 cc - 1600 Softail Rocker C	52		07/2007->12/2011	2	XU22EPR-U	3179	0,9	IXU22	5308
1600 cc - 1600 Softail Rocker C (FS2)	23		07/2007->12/2011	2	XU22EPR-U	3179	0,9	IXU22	5308
1600 cc - 1600 Softail Rocker C (FXCWC)	54		10/2006->	2	XU22EPR-U	3179	0,9	IXU22	5308
1600 cc - 1600 Softail Springer Classic	54		08/2006->12/2007	2	XU22EPR-U	3179	0,9	IXU22	5308
1600 cc - 1600 Softail Springer CVO (FXSTSSE)	61		01/2007->	2	XU22EPR-U	3179	0,9	IXU22	5308
1600 cc - 1600 Softail Standard (FXST)	52		01/2006->	2	XU22EPR-U	3179	0,9	IXU22	5308









	KW			Direct Fit			Upgrade		
									
<b>HARLEY-DAVIDSON</b> <i>Continued</i>									
1600 cc - 1600 Street Glide (FLHX)	57/60		01/2007->12/2011	2	XU22EPR-U	3179	0,9	IXU22	5308
1600 cc - 1600 Ultra Classic Electra Glide 105th Anniversary	60		08/2007->12/2008	2	XU22EPR-U	3179	0,9	IXU22	5308
1600 cc - Heritage Softail Classic FLSTC	22/52		08/2006->	2	XU22EPR-U	3179	0,9	IXU22	5308
1600 cc - Heritage Softail Classic FLSTC (FS2)	23		08/2006->12/2011	2	XU22EPR-U	3179	0,9	IXU22	5308
1600 cc - Ultra Classic Electra Glide	57/60		08/2006->12/2010	2	XU22EPR-U	3179	0,9	IXU22	5308
1690 cc - 1690 Wide Glide	59		09/2016->	2	XU24EPR-U	3312	0,9	IXU24	5309
1700 cc - 1700 Dyna Fat Bob	34		08/2012->	2	XU22EPR-U	3179	1,0	IXU22	5308
1700 cc - 1700 Dyna Fat Bob	59		09/2016->	2	XU24EPR-U	3312	0,9	IXU24	5309
1700 cc - 1700 Dyna Fat Bob (FXDF)	58		08/2012->	2	XU24EPR-U	3312	0,9	IXU24	5309
1700 cc - 1700 Dyna Low Rider	57		12/2016->	2	XU24EPR-U	3312	0,9	IXU24	5309
1700 cc - 1700 Dyna Low Rider (FXDLS)	56		02/2016->	2	XU24EPR-U	3312	0,9	IXU24	5309
1700 cc - 1700 Dyna Street Bob	57		09/2016->	2	XU24EPR-U	3312	0,9	IXU24	5309
1700 cc - 1700 Dyna Street Bob (FXDB)	57		03/2013->	2	XU24EPR-U	3312	0,9	IXU24	5309
1700 cc - 1700 Dyna Super Glide Custom (FXDC)	57		06/2013->	2	XU24EPR-U	3312	0,9	IXU24	5309
1700 cc - 1700 Dyna Switchback	56		08/2011->12/2013	2	XU24EPR-U	3312	0,9	IXU24	5309
1700 cc - 1700 Dyna Switchback (FLD 103)	34		12/2013->	2	XU22EPR-U	3179	1,0	IXU22	5308
1700 cc - 1700 Dyna Switchback (FLD 103)	56		12/2013->	2	XU24EPR-U	3312	0,9	IXU24	5309
1700 cc - 1700 Dyna Wide Glide	56/59		08/2009->	2	XU24EPR-U	3312	0,9	IXU24	5309
1700 cc - 1700 Dyna Wide Glide (FD2)	58		08/2012->	2	XU24EPR-U	3312	0,9	IXU24	5309
1700 cc - 1700 Dyna Wide Glide (FD2)	34		11/2012->	2	XU22EPR-U	3179	1,0	IXU22	5308
1700 cc - 1700 Electra Glide (FLHTP)	62		01/2008->	2	XU24EPR-U	3312	0,9	IXU24	5309
1700 cc - 1700 Electra Glide Classic	62		01/2011->12/2013	2	XU24EPR-U	3312	0,9	IXU24	5309
1700 cc - 1700 Electra Glide Ultra Classic (FLHTCU)	33		06/2013->	2	XU22EPR-U	3179	1,0	IXU22	5308
1700 cc - 1700 Electra Glide Ultra Classic (FLHTCUSE)	60		01/2006->	2	XU24EPR-U	3312	0,9	IXU24	5309
1700 cc - 1700 Electra Glide Ultra Limited (FL3)	64		08/2009->12/2013	2	XU24EPR-U	3312	0,9	IXU24	5309
1700 cc - 1700 Electra Glide Ultra Limited (FLHTK)	62		08/2009->12/2013	2	XU24EPR-U	3312	0,9	IXU24	5309
1700 cc - 1700 Electra Glide Ultra Limited (FLHTK)	33		06/2013->	2	XU22EPR-U	3179	1,0	IXU22	5308
1700 cc - 1700 Electra Glide Ultra Limited 110th Anniversary	62		08/2012->	2	XU24EPR-U	3312	0,9	IXU24	5309
1700 cc - 1700 Fat Boy	55/58		08/2011->	2	XU24EPR-U	3312	0,9	IXU24	5309
1700 cc - 1700 Fat Boy (FLSTF)	24		01/2011->	2	XU22EPR-U	3179	1,0	IXU22	5308
1700 cc - 1700 Fat Boy (FLSTFSE)	48/50		01/2005->	2	XU24EPR-U	3312	0,9	IXU24	5309
1700 cc - 1700 Fat Boy Special (FLSTFB)	24		01/2011->	2	XU22EPR-U	3179	1,0	IXU22	5308
1700 cc - 1700 Fat Boy Special (FLSTFB)	55/58		08/2011->	2	XU24EPR-U	3312	0,9	IXU24	5309
1700 cc - 1700 Fat Boy Special 110th Anniversary	58		08/2012->	2	XU24EPR-U	3312	0,9	IXU24	5309
1700 cc - 1700 Fat Boy Special 110th Anniversary (FS2)	33		08/2012->	2	XU22EPR-U	3179	1,0	IXU22	5308
1700 cc - 1700 Heritage Softail Classic 110th Anniversary	55		08/2012->	2	XU24EPR-U	3312	0,9	IXU24	5309
1700 cc - 1700 Low Rider	57		09/2016->	2	XU24EPR-U	3312	0,9	IXU24	5309
1700 cc - 1700 Road Glide Custom (FLTRX)	33		01/2010->	2	XU22EPR-U	3179	1,0	IXU22	5308
1700 cc - 1700 Road Glide Ultra (FLTRU)	33		01/2010->12/2015	2	XU22EPR-U	3179	1,0	IXU22	5308
1700 cc - 1700 Road Glide Ultra (FLTRU)	64		01/2016->	2	XU24EPR-U	3312	0,9	IXU24	5309
1700 cc - 1700 Road King (FLHP)	62		08/2007->	2	XU24EPR-U	3312	0,9	IXU24	5309
1700 cc - 1700 Road King (FLHP)	34		01/2014->	2	XU22EPR-U	3179	1,0	IXU22	5308
1700 cc - 1700 Road King (FLHP)	64		01/2014->	2	XU24EPR-U	3312	0,9	IXU24	5309
1700 cc - 1700 Road King 110th Anniversary	62		08/2012->	2	XU24EPR-U	3312	0,9	IXU24	5309
1700 cc - 1700 Road King Classic	62		08/2010->12/2013	2	XU24EPR-U	3312	0,9	IXU24	5309
1700 cc - 1700 Road King Classic (FL3)	64		08/2013->	2	XU24EPR-U	3312	0,9	IXU24	5309
1700 cc - 1700 Road King Classic (FLHRC)	33		01/2010->	2	XU22EPR-U	3179	1,0	IXU22	5308
1700 cc - 1700 Road King Classic (FLHRC)	64		01/2010->	2	XU24EPR-U	3312	0,9	IXU24	5309
1700 cc - 1700 Slim (FLS)	24		01/2011->	2	XU22EPR-U	3179	1,0	IXU22	5308
1700 cc - 1700 Slim (FLS)	58		01/2012->	2	XU24EPR-U	3312	0,9	IXU24	5309
1700 cc - 1700 Slim (FS2)	34		06/2015->	2	XU22EPR-U	3179	1,0	IXU22	5308
1700 cc - 1700 Softail Blackline (FXS)	24		01/2011->	2	XU22EPR-U	3179	1,0	IXU22	5308
1700 cc - 1700 Softail Breakout	55		03/2013->	2	XU24EPR-U	3312	0,9	IXU24	5309
1700 cc - 1700 Softail Deluxe	55/58		08/2011->	2	XU24EPR-U	3312	0,9	IXU24	5309
1700 cc - 1700 Softail Fat Boy Special (FS2)	33		04/2013->	2	XU22EPR-U	3179	1,0	IXU22	5308
1700 cc - 1700 Softail Slim	55		09/2016->	2	XU24EPR-U	3312	0,9	IXU24	5309
1700 cc - 1700 Street Glide (FL2)	62		08/2011->12/2013	2	XU24EPR-U	3312	0,9	IXU24	5309
1700 cc - 1700 Street Glide (FLHX)	33		06/2013->	2	XU22EPR-U	3179	1,0	IXU22	5308
1700 cc - 1700 Street Glide Special (FL3)	64		08/2013->	2	XU24EPR-U	3312	0,9	IXU24	5309
1700 cc - Heritage Softail Classic	55		09/2016->	2	XU24EPR-U	3312	0,9	IXU24	5309
1700 cc - Heritage Softail Classic FLSTC	55		08/2011->12/2013	2	XU24EPR-U	3312	0,9	IXU24	5309
1700 cc - Heritage Softail Classic FLSTC	32		06/2015->	2	XU22EPR-U	3179	1,0	IXU22	5308









	KW			Direct Fit			Upgrade		
									
<b>HARLEY-DAVIDSON</b> <i>Continued</i>									
1700 cc - Heritage Softail Classic FLSTC	55		06/2015->	2	XU24EPR-U	3312	0,9	IXU24	5309
1700 cc - Heritage Softail Classic FLSTC (FS2)	23		07/2012->	2	XU22EPR-U	3179	1,0	IXU22	5308
1700 cc - Ultra Classic Electra Glide	62		08/2011->12/2013	2	XU24EPR-U	3312	0,9	IXU24	5309
1800 cc - 1800 Dyna Fat Bob CVO (FXDFSE)	62		01/2009->12/2010	2	XU24EPR-U	3312	0,9	IXU24	5309
1800 cc - 1800 Dyna Screaming Eagle CVO (FXDSE)	61		01/2007->12/2008	2	XU24EPR-U	3312	0,9	IXU24	5309
1800 cc - 1800 Electra Glide Ultra Classic CVO (FL2)	72		01/2009->	2	XU24EPR-U	3312	0,9	IXU24	5309
1800 cc - 1800 Electra Glide Ultra Classic CVO (FLHTCUSE)	62/68		01/2009->12/2011	2	XU24EPR-U	3312	0,9	IXU24	5309
1800 cc - 1800 Electra Glide Ultra Classic Screaming Eagle (FL1)	69		08/2007->12/2010	2	XU24EPR-U	3312	0,9	IXU24	5309
1800 cc - 1800 Electra Glide Ultra Limited (FLHTKSE)	72		06/2013->	2	XU24EPR-U	3312	0,9	IXU24	5309
1800 cc - 1800 Fat Boy S (FLSTFBS)	68		01/2016->	2	XU24EPR-U	3312	0,9	IXU24	5309
1800 cc - 1800 Road Glide Custom CVO (FLTRXSE)	73		01/2011->	2	XU24EPR-U	3312	0,9	IXU24	5309
1800 cc - 1800 Road Glide CVO (FLTRSE)	62/74		01/2008->	2	XU24EPR-U	3312	0,9	IXU24	5309
1800 cc - 1800 Road Glide Ultra CVO (FLTRUSE)	72		01/2010->	2	XU24EPR-U	3312	0,9	IXU24	5309
1800 cc - 1800 Road King CVO (FLHRSE)	72/74		01/2012->	2	XU24EPR-U	3312	0,9	IXU24	5309
1800 cc - 1800 Road King Screamin Eagle (FL1)	69		01/2008->	2	XU24EPR-U	3312	0,9	IXU24	5309
1800 cc - 1800 Road King Screamin Eagle (FLHRSE)	66		01/2007->12/2007	2	XU24EPR-U	3312	0,9	IXU24	5309
1800 cc - 1800 Softail Breakout CVO (FXSBSE)	67		01/2012->	2	XU24EPR-U	3312	0,9	IXU24	5309
1800 cc - 1800 Softail Convertible (FLSTSE)	58/65/67		01/2009->12/2011	2	XU24EPR-U	3312	0,9	IXU24	5309
1800 cc - 1800 Softail Convertible CVO (FLSTSE)	62		01/2011->12/2011	2	XU24EPR-U	3312	0,9	IXU24	5309
1800 cc - 1800 Softail Slim S (FLSS)	68		01/2016->	2	XU24EPR-U	3312	0,9	IXU24	5309
1800 cc - 1800 Softail Springer CVO (FXSTSSE)	58		01/2009->12/2009	2	XU24EPR-U	3312	0,9	IXU24	5309
1800 cc - 1800 Softail Springer Screamin Eagle (FS2)	61		01/2008->	2	XU24EPR-U	3312	0,9	IXU24	5309
1800 cc - 1800 Street Glide CVO (FLHXSE)	62/72		01/2009->	2	XU24EPR-U	3312	0,9	IXU24	5309
1800 cc - CVO Breakout (FS2)	67/68		07/2010->	2	XU24EPR-U	3312	0,9	IXU24	5309
1800 cc - CVO Fat Bob (FD2)	62		09/2008->	2	XU24EPR-U	3312	0,9	IXU24	5309
1800 cc - CVO Limited (FL3)	72		07/2015->	2	XU24EPR-U	3312	0,9	IXU24	5309
1800 cc - CVO Road Glide Custom (FL2)	73		09/2011->	2	XU24EPR-U	3312	0,9	IXU24	5309
1800 cc - CVO Road Glide Ultra (FL2)	72		11/2009->	2	XU24EPR-U	3312	0,9	IXU24	5309
1800 cc - CVO Softail Convertible (FS2)	58/65/67		10/2008->	2	XU24EPR-U	3312	0,9	IXU24	5309
1800 cc - CVO Softail Deluxe (FS2)	67		07/2010->	2	XU24EPR-U	3312	0,9	IXU24	5309
1800 cc - CVO Softail Springer (FS2)	58		11/2009->	2	XU24EPR-U	3312	0,9	IXU24	5309
1800 cc - CVO Street Glide (FL2)	72		09/2009->	2	XU24EPR-U	3312	0,9	IXU24	5309
1800 cc - CVO Ultra Classic (FL2)	68		08/2009->	2	XU24EPR-U	3312	0,9	IXU24	5309
<b>HERCULES</b>									
50 cc - City CV 50	2		01/1982->	1	W20FPR-U	3070	0,7	IWF20	5378
50 cc - Hobby Rider HR 1	1		01/1972->12/1980	1	W20FSR-U	6053	0,5	IWF22	5379
50 cc - Hobby Rider HR 2	1		01/1981->	1	W20FSR-U	6053	0,5	IWF22	5379
50 cc - KX 5	2/3		01/1984->	1	W22FPR-U	4022	0,5	IWF22	5379
50 cc - MX 1	1		01/1985->12/1996	1	W16FS-U	3034	0,5		
50 cc - Prima 2	1		01/1994->12/1996	1	W20FSR-U	6053	0,5	IWF22	5379
50 cc - Prima 2/S	1		01/1993->	1	W16FS-U	3034	0,5		
50 cc - Prima 2 S	1		01/1982->	1	W16FS-U	3034	0,5		
50 cc - Prima 3	1		01/1994->	1	W20FSR-U	6053	0,5	IWF22	5379
50 cc - Prima 3/S	1		01/1993->	1	W16FS-U	3034	0,5		
50 cc - Prima 3 S	1		01/1982->	1	W16FS-U	3034	0,5		
50 cc - Prima 4	1		01/1982->	1	W20FSR-U	6053	0,5	IWF22	5379
50 cc - Prima 4 S	1		01/1981->	1	W20FSR-U	6053	0,5	IWF22	5379
50 cc - Prima 4 SL	1		01/1981->	1	W20FSR-U	6053	0,5	IWF22	5379
50 cc - Prima 5	1		01/1982->	1	W16FS-U	3034	0,5		
50 cc - Prima 5 Low Noise	1		01/1987->	1	W16FS-U	3034	0,5		
50 cc - Prima 5 N	1		01/1981->	1	W16FS-U	3034	0,5		
50 cc - Prima 5 S	1		01/1981->12/1996	1	W16FS-U	3034	0,5		
50 cc - Prima 5 SE	1		01/1992->12/1995	1	W16FS-U	3034	0,5		
50 cc - Prima GT	1		01/1985->12/1996	1	W20FSR-U	6053	0,5	IWF22	5379
50 cc - Prima GX	1		01/1982->	1	W20FSR-U	6053	0,5	IWF22	5379
50 cc - Prima Presto	1		01/1981->	1	W20FSR-U	6053	0,5	IWF22	5379
50 cc - Prima Pronto	1		01/1981->	1	W20FSR-U	6053	0,5	IWF22	5379
50 cc - Prima S	1		01/1981->	1	W20FSR-U	6053	0,5	IWF22	5379
50 cc - Prima SX	1		01/1984->	1	W20FSR-U	6053	0,5	IWF22	5379
50 cc - XE 5	2		01/1984->	1	W22FPR-U	4022	0,5	IWF22	5379
50 cc - ZX 1	3		01/1986->	1	W22FPR-U	4022	0,6	IWF22	5379











	KW			Direct Fit			Upgrade		
									
<b>HERCULES</b> <i>Continued</i>									
80 cc - RX 9 AC	6		01/1982->12/1985	1	W24FS-U	4038	0,5	IWF24	5380
80 cc - RX 9 LC	6		01/1982->12/1985	1	W24FS-U	4038	0,5	IWF24	5380
80 cc - RX 9 LC Replica	6		01/1985->12/1989	1	W24FS-U	4038	0,5	IWF24	5380
80 cc - Samba SR 80	5		01/1993->12/1996	1	W24FS-U	4038	0,6	IWF24	5380
80 cc - Ultra 80 AC	6		01/1982->12/1983	1	W22FS-U	4025	0,5	IWF24	5379
80 cc - Ultra 80 AC CHOPPER	6		01/1982->12/1983	1	W22FS-U	4025	0,5	IWF22	5379
80 cc - Ultra 80 AC RS	6		01/1982->12/1984	1	W22FS-U	4025	0,5	IWF22	5379
80 cc - Ultra 80 LC	6		01/1981->12/1983	1	W24FS-U	4038	0,5	IWF24	5380
80 cc - Ultra 80 LC CHOPPER	6		01/1981->12/1983	1	W24FS-U	4038	0,5	IWF24	5380
80 cc - Ultra 80 LC RS	6		01/1982->12/1984	1	W24FS-U	4038	0,5	IWF24	5380
80 cc - XE 9	6		01/1983->	1	W24FS-U	4038	0,5	IWF24	5380
125 cc - Samba SR 125	6		01/1993->12/1995	1	W20FPR-U	3070	0,7	IWF20	5378
<b>HONDA</b>									
50 cc - CB 50 J (J)	1		01/1978->12/1981	1	U20FSR-U	4004	0,7	IUF22	5383
50 cc - Dax ST 50 (AB23)	2		01/1988->12/2000	1	U20FSR-U	4004	0,7	IUF22	5383
50 cc - MBX 50 (AC05)	2		01/1985->12/1987	1	W24ES-U	4030	0,8	IW24	5316
50 cc - MTX 50 (AD04)	2		01/1982->12/1985	1	W24ES-U	4030	0,8	IW24	5316
50 cc - NB 50 Melody (AB07)	2		01/1986->	1	W20FPR-U	3070	0,7	IWF20	5378
50 cc - NH 50 Lead (AF01)	2	Liquid cooled	01/1982->12/1995	1	W20FPR-U	3070	0,7	IWF20	5378
50 cc - NPS 50 Zoomer (AF66)	3		01/2005->12/2011	1	Y24FER-C	4185	0,7	IY24	5400
50 cc - NSC 50 Vision (AF72)	2		01/2013->	1	U22FSR-U	4008	0,7	IUF22	5383
50 cc - NSR 50 (AC08)	2		01/1989->12/1995	1	W24ESR-U	4033	0,7	IW24	5316
50 cc - PA 50 Camino (AB09)	1		01/1976->12/1988	1	W20FPR-U	3070	0,7	IWF20	5378
50 cc - PK 50 DX Wallaroo (AB25)	1		01/1994->12/1996	1	W20FR-L	4161	0,7	IWF20	5378
50 cc - PX 50 E (AB06)	1		01/1983->12/1989	1	W16FPR-U	4192	0,7	IWF16	5359
50 cc - SFX 50 (AF37)	2		01/1996->12/2000	1	W20FR-L	4161	0,7	IWF20	5378
50 cc - SGX 50 Sky (AF43)	2		01/1997->12/2001	1	W20FR-L	4161	0,7	IWF20	5378
50 cc - SH 50 Scoopy (AF40)	2		01/1997->12/2000	1	W20FR-L	4161	0,7	IWF20	5378
50 cc - SJ 50 Bali (AF32)	3		01/1994->12/2001	1	W20FR-L	4161	0,7	IWF20	5378
50 cc - SRX 50 Shadow (AF42)	3		01/1998->12/2000	1	W20FR-L	4161	0,7	IWF20	5378
50 cc - SXR 50 (AF37)	3		01/1998->12/2000	1	W20FR-L	4161	0,7	IWF20	5378
50 cc - X8R-S	2		01/1998->12/2002	1	W20FR-L	4161	0,7	IWF20	5378
50 cc - X8R-X	2		01/1998->12/2002	1	W20FR-L	4161	0,7	IWF20	5378
50 cc - XL 50	1		01/1977->12/1982	1	U20FSR-U	4004	0,7	IUF22	5383
50 cc - Z 50 G (AB02)	1		01/1979->12/1985	1	U20FSR-U	4004	0,7	IUF22	5383
50 cc - ZB 50 (AB22)	2		01/1988->	1	U20FSR-U	4004	0,7	IUF22	5383
80 cc - MBX 80 (HC04)	7		09/1982->12/1989	1	W27ESR-U	4045	0,7	IW27	5317
80 cc - MTX 80 (HD06)	6		09/1981->12/1982	1	W27FSR	4054	0,7	IWF27	5381
80 cc - MTX 80 R (HD08)	7		01/1983->12/1986	1	W27FSR	4054	0,7	IWF27	5381
80 cc - MTX 80 R II (HD09)	7		09/1986->12/1989	1	W27ESR-U	4045	0,7	IW27	5317
80 cc - NH 80 Lead (HF01)	5		01/1983->12/1996	1	W20FPR-U	3070	0,7	IWF20	5378
90 cc - SRX 90 Shadow (HF09A)	6		01/1998->12/2000	1	W20FR-L	4161	0,7	IWF20	5378
100 cc - SCV 100 (JF11)	5		01/2002->12/2007	1	U24FER9	4127	0,9	IUH24	5368
100 cc - SH 100	7		01/1996->12/2001	1	W20FR-L	4161	0,7	IWF20	5378
100 cc - SJ 100 Bali (HF07)	6		01/1996->12/2000	1	W20FR-L	4161	0,7	IWF20	5378
110 cc - CB 110	6		01/2013->	1	U20EPR9	4228	0,9	IU20	5360
110 cc - NSC 110 Vision (JF31)	6		12/2011->	1	U24EPR9	4233	0,9	IU24A	5365
110 cc - SCV 110 (JF19)	7		10/2007->12/2011	1	U24FER9	4127	0,9	IUH24	5368
110 cc - Vision 110 (JF31)	6		08/2011->	1	U24EPR9	4233	0,9	IU24A	5365
110 cc - Vision 110 (JF53)	6		01/2013->	1	U24EPR9	4233	0,9	IU24A	5365
110 cc - Wave 110i (JC51)	6		12/2011->	1	U20EPR9	4228	0,9	IU20	5360
125 cc - ANC 125 (JF51)	8		01/2013->	1	U22EPR9	4234	0,9	IU22	5361
125 cc - ANF 125 Innova (JC37)	7		10/2007->12/2011	1	U20EPR9	4228	0,9	IU20	5360
125 cc - CA 125 S Rebel (JC24)	8		01/1995->12/1999	2	U20FSR-U	4004	0,6	IUF22	5383
125 cc - CB 125 J	11		01/1970->12/1976	1	X24ES-U	4099	0,7	IX24	5372
125 cc - CB 125 T/T2 (CB125T)	7/13		01/1978->12/1986	2	U24FSR-U	4010	0,7	IUF24	5384
125 cc - CB 92	11		08/1959->12/1964	1	X24ES-U	4099	0,7	IX24	5372
125 cc - CBF 125 (JC40)	8		01/2009->12/2013	1	U22EPR9	4234	0,9	IU22	5361
125 cc - CBR 125 R (JC34)	10		01/2003->12/2006	1	U24ESR-N	4126	0,8	IU24	5362
125 cc - CBR 125 R (JC39)	10		01/2006->12/2010	1	U24ESR-N	4126	0,8	IU24	5362
125 cc - CBR 125 R (JC50)	10		02/2011->12/2013	1	U24ESR-N	4126	0,8	IU24	5362
125 cc - CG 125	8		01/1976->12/1981	1	X24ES-U	4099	0,7	IX24	5372
125 cc - CG 125 (JC27)	8		01/1998->12/1999	1	X24EPR-U9	4096	0,9	IX24B	5376
125 cc - CG 125 Cargo	8		01/1988->12/2005	1	X24EPR-U9	4096	0,9	IX24B	5376
125 cc - CG 125 ML	10		01/1983->12/1988	1	X24EPR-U9	4096	0,9	IX24B	5376
125 cc - CG 125 Titan	8		01/1986->12/1997	1	X24EPR-U9	4096	0,9	IX24B	5376
125 cc - CG 125 Today	8		01/1990->12/2005	1	X24EPR-U9	4096	0,9	IX24B	5376









	KW			Direct Fit			Upgrade		
									
<b>HONDA</b> <i>Continued</i>									
125 cc - CH 125 Spacy (JF03)	7		01/1997->12/1998	1	X22EPR-U9	4086	0,9	IX22B	5375
125 cc - CLR 125 Cityfly (JD18)	8		01/1998->12/1999	1	X24EPR-U9	4096	0,9	IX24B	5376
125 cc - CM 125 C (JC05)	7		01/1986->	2	U22FSR-U	4008	0,7	IUF22	5383
125 cc - FES 125 Pantheon 2T (JF05)	11		01/1998->12/2003	1	W24ESR-U	4033	0,7	IW24	5316
125 cc - FES 125 Pantheon 4T (JF12)	10		01/2003->12/2007	1	U24FER9	4127	0,9	IUH24	5368
125 cc - FES 125 S-Wing (JF12)	10		01/2007->	1	U24FER9	4127	0,9	IUH24	5368
125 cc - MSX 125 (JC61)	7		01/2013->	1	U20EPR9	4228	0,9	IU20	5360
125 cc - MTX 125 (JD01)	13		01/1983->12/1986	1	W27ESR-U	4045	0,8	IW27	5317
125 cc - NES 125 (JF07)	10		01/2000->12/2002	1	U24FER9	4127	0,9	IUH24	5368
125 cc - NH 125 Lead (JF01)	7		01/1983->12/1996	1	W20FPR-U	3070	0,7	IWF20	5378
125 cc - NS 125 R (TC01)	15		01/1986->12/1987	1	W27ESR-U	4045	0,7	IW27	5317
125 cc - NSR 125 R (JC22)	9/11/18		01/1994->12/2003	1	W27ESR-U	4045	0,8	IW27	5317
125 cc - NSR 125 SP (JD00)	25		01/1994->12/1995	1	W27ESR-U	4045	0,8	IW27	5317
125 cc - NSS 125 Forza (JF60)	11		01/2015->	1	U20EPR9	4228	0,9	IU20	5360
125 cc - PCX 125	9		01/2017->	1	U20EPR9	4228	0,9	IU20	5360
125 cc - PCX 125 (JF28)	9		06/2010->	1	U20EPR9	4228	0,9	IU20	5360
125 cc - PCX 125 (JF47)	9		07/2012->	1	U20EPR9	4228	0,9	IU20	5360
125 cc - PS 125i (JF17)	10		01/2006->12/2011	1	U24FER9	4127	0,9	IUH24	5368
125 cc - SES 125 Dylan (JF10)	10		01/2002->12/2006	1	U24FER9	4127	0,9	IUH24	5368
125 cc - SH 125 (JF09)	10		01/2001->12/2004	1	U24FER9	4127	0,9	IUH24	5368
125 cc - SH 125 i (JF14)	10		01/2005->12/2007	1	U24FER9	4127	0,9	IUH24	5368
125 cc - SH 125 i (JF23)	10		01/2008->12/2012	1	U22EPR9	4234	0,9	IU22	5361
125 cc - SH 125 i (JF41)	9		01/2013->	1	U20EPR9	4228	0,9	IU20	5360
125 cc - SH 125 Mode (JF51)	8		01/2014->	1	U20EPR9	4228	0,9	IU20	5360
125 cc - VT 125 C Shadow (JC31)	11		01/1999->12/2008	2	U24FER9	4127	0,9	IUH24	5368
125 cc - VT 125 C2 Shadow (JC29)	11		01/1999->12/2002	2	U24FER9	4127	0,9	IUH24	5368
125 cc - XL 125	10		01/1974->12/1979	1	X24ESR-U	4101	0,7	IX24	5372
125 cc - XL 125 Duty	10		01/1987->12/1994	1	X24ESR-U	4101	0,7	IX24	5372
125 cc - XL 125 S	10		01/1986->12/1997	1	X24ESR-U	4101	0,7	IX24	5372
125 cc - XL 125 V Varadero (JC32A)	11		01/2001->12/2009	2	U24FER9	4127	0,9	IUH24	5368
125 cc - XL 125 V Varadero (JC49)	11		01/2010->12/2012	2	U24FER9	4127	0,9	IUH24	5368
125 cc - XLR 125	9		01/1996->12/1997	1	X24ESR-U	4101	0,7	IX24	5372
125 cc - XLR 125	9		01/1997->12/2003	1	X24EPR-U9	4096	0,9	IX24B	5376
125 cc - XLR 125 R (JD16)	8		01/1998->12/1999	1	X24EPR-U9	4096	0,9	IX24B	5376
125 cc - XR 125 L (JD19)	8		01/2002->12/2007	1	X24EPR-U9	4096	0,9	IX24B	5376
150 cc - FES 150 Pantheon (KF06)	11		01/2003->12/2009	1	U24FER9	4127	0,9	IUH24	5368
150 cc - PCX 150	10		01/2014->	1	U24FER9	4127	0,9	IUH24	5368
150 cc - PS 150i (KF09)	12		01/2006->12/2011	1	U24FER9	4127	0,9	IUH24	5368
150 cc - SES 150 Dylan (KF05)	11		01/2002->12/2006	1	U24FER9	4127	0,9	IUH24	5368
150 cc - SH 150 (KF04)	12		01/2001->12/2004	1	U24FER9	4127	0,9	IUH24	5368
150 cc - SH 150 (KF08)	12		01/2005->12/2008	1	U24FER9	4127	0,9	IUH24	5368
150 cc - SH 150 i (KF10)	12		01/2005->12/2012	1	U24FER9	4127	0,9	IUH24	5368
150 cc - SH 150 i (KF13)	11		01/2013->	1	U24FER9	4127	0,9	IUH24	5368
185 cc - CM 185 T (CM185T)	7/13		01/1978->12/1980	2	U22FSR-U	4008	0,7	IUF22	5383
200 cc - CB 200 B	13		01/1974->12/1976	2	U22FSR-U	4008	0,7	IUF22	5383
200 cc - CM 200 T (MC01)	7/13		01/1980->12/1982	2	U22FSR-U	4008	0,7	IUF22	5383
200 cc - MTX 200 R (MD07)	20		01/1983->12/1988	1	W27ESR-U	4045	0,7	IW27	5317
200 cc - XL 200 R (MD06)	13		01/1983->12/1984	1	X24ESR-U	4101	0,7	IX24	5372
250 cc - CB 250 F Hornet (MC31)	29		01/1996->	4			0,9	IUH24	5368
250 cc - CB 250 G	20		01/1974->12/1977	2	W24ES-U	4030	0,8	IW24	5316
250 cc - CB 250 N (CB250N)	13/20		01/1979->12/1985	2	X27ESR-U	4116	0,7	IX27	5373
250 cc - CB 250 RS (MC02)	13/20		01/1980->12/1985	2	X27ESR-U	4116	0,7	IX27	5373
250 cc - CB 250 Two-Fifty (MC26)	13		01/1995->12/1998	2	U20FSR-U	4004	0,7	IUF22	5383
250 cc - CBF 250 (MC35)	15		01/2004->	1	U24FER9	4127	0,9	IUH24	5368
250 cc - CBR 250 R (MC41)	19		03/2011->12/2013	1			0,9	IU24	5362
250 cc - CM 250 C (MC06)	13		01/1982->12/1984	2	U22FSR-U	4008	0,7	IUF22	5383
250 cc - CMX 250 C Rebel (MC13)	13/20		09/1995->12/1996	2	U20FSR-U	4004	0,7	IUF22	5383
250 cc - CMX 250 Rebel (MC32)	13		09/1996->12/2001	2	U20FSR-U	4004	0,7	IUF22	5383
250 cc - CN 250 Helix (MF02)	13		01/1992->12/1998	1	X20EPR-U9	4125	0,9	IX22B	5375
250 cc - CRF 250 L (MD38)	17		01/2013->12/2013	1			0,9	IU24	5362
250 cc - CRF 250 X	21		01/2004->	1			0,9	IUH24	5368
250 cc - FES 250 Foresight 2T (MF04)	14		01/1998->12/2003	1	X22EPR-U9	4086	0,9	IX22B	5375
250 cc - NS 250 R (MC11)	33		01/1986->12/1987	2	W24ESR-U	4033	0,7	IW24	5316
250 cc - NSS 250 (MF10)	16		01/2008->12/2009	1	X22EPR-U9	4086	0,9	IX22B	5375
250 cc - NSS 250 Forza X	16		01/2006->12/2009	1	X22EPR-U9	4086	0,9	IX22B	5375
250 cc - NX 250 Dominator (MD21)	13/19		01/1988->12/1990	1	U27FER9	4129	0,9	IUH27	5369
250 cc - NX 250 Dominator (MD25)	13/17		09/1990->12/1996	1	U27FER9	4129	0,9	IUH27	5369




	KW			Direct Fit			Upgrade		
									
<b>HONDA</b> <i>Continued</i>									
250 cc - XL 250 K3	15		01/1972->12/1978	1	X24ES-U	4099	0,7	IX24	5372
250 cc - XL 250 R (L250S)	13		01/1978->12/1981	1	X24ESR-U	4101	0,7	IX24	5372
250 cc - XL 250 R (MD03)	13		01/1982->12/1984	1	X24ESR-U	4101	0,7	IX24	5372
250 cc - XL 250 R (MD11)	20		01/1984->12/1985	1	X27GPR-U	4117	0,7	IXG27	5395
250 cc - XL 250 S (L250S)	13		01/1978->12/1982	1	X24ESR-U	4101	0,7	IX24	5372
250 cc - XR 250 R (ME06)	22		01/1984->12/1993	1	X27GPR-U	4117	0,7	IXG27	5395
305 cc - CB 77	21		01/1962->12/1965	2	W22ES-U	3093	0,8		
350 cc - CB 350 Four (333)	25		01/1972->12/1975	4	X24ESR-U	4101	0,7	IX24	5372
350 cc - XL 350 R (ND03)	20		01/1985->12/1987	1	X24EPR-U9	4096	0,9	IX24B	5376
360 cc - CB 360	25		01/1974->12/1976	2	W22ES-U	3093	0,8		
400 cc - CB 1 (NC27)	20		01/1989->12/1991	4	U24FER9	4127	0,9	IUH24	5368
400 cc - CB 400 Four (CB400F)	27		01/1975->12/1978	4	X24ESR-U	4101	0,7	IX24	5372
400 cc - CB 400 N (CB400N)	20		01/1978->12/1985	2	X24ES-U	4099	0,7	IX24	5372
400 cc - CB 400 N (CB400N)	32		01/1978->12/1985	2	X27ESR-U	4116	0,7	IX27	5373
400 cc - CB 400 Super Four (NC31)	39		01/1992->12/1997	4	U24FER9	4127	0,9	IUH24	5368
400 cc - CB 400 Super Four (NC36)	39		01/1997->12/1998	4	U24FER9	4127	0,9	IUH24	5368
400 cc - CB 400 Super Four (NC39)	39		01/1999->12/2007	4	U24FER9	4127	0,9	IUH24	5368
400 cc - CB 400 Super Four (NC42)	39		01/2007->	4	U24FER9	4127	0,9	IUH24	5368
400 cc - CBR 400 RR (NC29)	43/45		01/1990->12/1999	2	U24FER9	4127	0,9	IUH24	5368
400 cc - CM 400 T (NC01)	20/32		01/1980->12/1984	2	X27ESR-U	4116	0,8	IX27	5373
400 cc - FJS 400 Silver Wing	28		01/2009->	2	U24FER9	4127	0,9	IUH24	5368
400 cc - NS 400 R (NC19)	53		01/1986->12/1987	3	W27ESR-U	4045	0,7	IW27	5317
400 cc - SW-T 400 (NF03)	29		05/2009->	2	U24FER9	4127	0,9	IUH24	5368
400 cc - VFR 400 R (NC21)	43		09/1985->12/1987	4	U24FER9	4127	0,9	IUH24	5368
400 cc - VFR 400 R (NC24)	43		09/1987->12/1988	4	U24FER9	4127	0,9	IUH24	5368
400 cc - VFR 400 R (NC30)	45		09/1990->12/1993	4	Y27FER-C	4162	0,7	IY27	5401
400 cc - XR 400 R (NE03)	25		01/2002->12/2002	1	X24GPR-U	4106	0,7	IXG24	5394
450 cc - CB 450 N (PC14)	20/32		01/1985->	2	X27ESR-U	4116	0,7	IX27	5373
450 cc - CB 450 S (PC14)	20/32		01/1985->	2	X27ESR-U	4116	0,7	IX27	5373
450 cc - CB 450 S (PC17)	20		01/1986->12/1989	2	X27ESR-U	4116	0,7	IX27	5373
450 cc - CRF 450 X	36		01/2005->12/2008	1			0,8	IK24	5311
500 cc - CB 500 (PC26)	37		01/1993->12/1996	2	U24FER9	4127	0,9	IUH24	5368
500 cc - CB 500 (PC26)	25/43		01/1993->12/1996	2	U27FER9	4129	0,9	IUH27	5369
500 cc - CB 500 (PC32)	25/37/ 43		01/1996->12/2003	2	U24FER9	4127	0,9	IUH24	5368
500 cc - CB 500 F (PC45)	35		01/2013->12/2013	2	U24FER9	4127	0,9	IUH24	5368
500 cc - CB 500 S (PC32)	25/36/ 42		01/1998->12/2003	2	U24FER9	4127	0,9	IUH24	5368
500 cc - CB 500 X (PC46)	35		01/2013->12/2013	2	U24EPR9	4233	0,9	IU24A	5365
500 cc - CBF 500 (PC39)	25/42		01/2004->12/2008	2	U24FER9	4127	0,9	IUH24	5368
500 cc - CBF 500 ABS (PC39)	25/42		01/2004->12/2008	2	U24FER9	4127	0,9	IUH24	5368
500 cc - CBR 500 R (PC44)	35		01/2013->12/2015	2	U24EPR9	4233	0,9	IU24A	5365
500 cc - CBR 500 R (PC57)	35		01/2016->	2	U24EPR9	4233	0,9	IU24A	5365
500 cc - GL 500 D Silver Wing (PC02)	20/37		01/1982->12/1984	2	X24ES-U	4099	0,7	IX24	5372
500 cc - VF 500 F (PC12)	52		01/1984->12/1987	4	X24EPR-U9	4096	0,9	IX24B	5376
500 cc - VF 500 F2 (PC12)	52		01/1984->12/1987	4	X27EPR-U9	4111	0,9	IX27B	5377
500 cc - VT 500 C (PC08)	20/37		01/1983->12/1988	2	X24EPR-U9	4096	0,9	IX24B	5376
500 cc - VT 500 E (PC11)	20/37		01/1983->	2	X24EPR-U9	4096	0,9	IX24B	5376
500 cc - XBR 500 S (PC15)	20/32		01/1985->	1	X24EPR-U9	4096	0,9	IX24B	5376
500 cc - XL 500 R (PD02)	20/24		01/1982->12/1986	1	X24ESR-U	4101	0,7	IX24	5372
500 cc - XL 500 S (PD01)	20/25		01/1979->12/1981	1	X24ESR-U	4101	0,7	IX24	5372
550 cc - CB 550 F (F37)	37		01/1976->12/1977	4	X22ESR-U	4091	0,6	IX22	5371
550 cc - CB 550 K (K37)	37		01/1977->12/1978	4	X22ESR-U	4091	0,6	IX22	5371
550 cc - CBX 550 F (PC04)	37		01/1982->12/1984	4	X24ES-U	4099	0,7	IX24	5372
600 cc - CB 600 F Hornet (PC34)	25/37/ 69/70		01/1998->12/2006	4	U27FER9	4129	0,9	IUH27	5369
600 cc - CB 600 F Hornet (PC36)	25/37/ 70		01/2002->12/2004	4	U27FER9	4129	0,9	IUH27	5369
600 cc - CB 600 F Hornet (PC41)	25/75		01/2004->12/2010	4	U27FER9	4129	0,9	IUH27	5369
600 cc - CB 600 F Hornet S (PC34)	25/37/ 69/70		01/2000->	4	U27FER9	4129	0,9	IUH27	5369
600 cc - CB 600 Hornet (PC41)	75		03/2011->12/2013	4	U24FER9	4127	0,9	IUH24	5368
600 cc - CBF 600 (PC38)	25/57		01/2004->12/2007	4	U27FER9	4129	0,9	IUH27	5369
600 cc - CBF 600 (PC43)	24/57		10/2007->12/2013	4	U24FER9	4127	0,9	IUH24	5368
600 cc - CBR 600 F (PC19)	37/63		01/1986->12/1988	4	X24EPR-U9	4096	0,9	IX24B	5376
600 cc - CBR 600 F (PC23)	37/68		01/1989->12/1990	4	X27EPR-U9	4111	0,9	IX27B	5377
600 cc - CBR 600 F (PC25)	20/37/ 72/74		01/1991->12/1994	4	U27FER9	4129	0,9	IUH27	5369
600 cc - CBR 600 F (PC31)	25/72		01/1995->	4	U27FER9	4129	0,9	IUH27	5369









	KW			Direct Fit			Upgrade		
									
<b>HONDA</b> <i>Continued</i>									
600 cc - CBR 600 F (PC35)	25/78		01/1999->12/2000	4	U27FER9	4129	0,9	IUH27	5369
600 cc - CBR 600 F (PC41)	75		03/2011->12/2013	4	U27FER9	4129	0,9	IUH27	5369
600 cc - CBR 600 F Sport (PC35)	25/78/ 80		01/2001->12/2002	4	VUH27ES	5642	0,9		
600 cc - CBR 600 FA	75		03/2011->12/2013	4	U27FER9	4129	0,9	IUH27	5369
600 cc - CBR 600 RR (PC37)	84/86		01/2003->12/2006	4	VUH27ES	5642	0,9		
600 cc - CBR 600 RR (PC40)	78/88		01/2007->12/2012	4	VUH27ES	5642	0,9		
600 cc - CBR 600 RR (PC41)	88		01/2013->	4	VUH27ES	5642	0,9		
600 cc - CBR 600 RR HANNspree Ten Kate Replica (PC40)	88		10/2007->12/2008	4	VUH27ES	5642	0,9		
600 cc - FJS 600 Silver Wing (PF01)	37		01/2001->12/2003	2	U24FER9	4127	0,9	IUH24	5368
600 cc - FJS 600 Silver Wing ABS (PF01)	37		01/2002->12/2010	2	U24FER9	4127	0,9	IUH24	5368
600 cc - Silverwing 600	37		01/2010->12/2010	1	U24FER9	4127	0,9	IUH24	5368
600 cc - SW-T 600	38		02/2011->	2	VUH24ES	5657	0,9		
600 cc - VT 600 C Shadow (PC21)	20/25/ 28/30		01/1988->12/1993	2	X24EPR-U9	4096	0,9	IX24B	5376
600 cc - XL 600 LM (PD04)	20/32		01/1986->12/1988	1	X24EPR-U9	4096	0,9	IX24B	5376
600 cc - XL 600 R (PD03)	20/33		01/1983->12/1987	1	X24EPR-U9	4096	0,9	IX24B	5376
600 cc - XL 600 R (PE04)	20		01/1985->12/1993	1	X24EPR-U9	4096	0,9	IX24B	5376
600 cc - XL 600 RM (PD04)	20/32		01/1986->12/1988	1	X24EPR-U9	4096	0,9	IX24B	5376
600 cc - XL 600 V Transalp (PD06)	20/25/ 37		01/1987->12/1993	2	X24EPR-U9	4096	0,9	IX24B	5376
600 cc - XL 600 V Transalp (PD10)	25/37		01/1997->12/2000	2	X24EPR-U9	4096	0,9	IX24B	5376
600 cc - XR 600 R (PE04)	20		01/1985->12/1993	1	X24EPR-U9	4096	0,9	IX24B	5376
650 cc - CB 650 (RC03)	37/46		01/1979->12/1981	4	X24ESR-U	4101	0,7	IX24	5372
650 cc - CB 650 C (RC05)	37/46		01/1980->12/1981	4	X24ESR-U	4101	0,7	IX24	5372
650 cc - CB 650 F (RC75)	64		07/2014->	4	U27FER9	4129	0,9	IUH27	5369
650 cc - CB 650 SC (RC08)	37/46		01/1982->12/1984	4	X24EPR-U9	4096	0,9	IX24B	5376
650 cc - CBR 650 F (RC74)	35/64		07/2014->	4	U27FER9	4129	0,9	IUH27	5369
650 cc - CBX 650 E (RC13)	37/55		01/1986->	4	X27EPR-U9	4111	0,9	IX27B	5377
650 cc - CX 650 C (RC11)	37		01/1983->12/1983	2	X24EPR-U9	4096	0,9	IX24B	5376
650 cc - CX 650 E (RC12)	37		01/1983->12/1983	2	X24EPR-U9	4096	0,9	IX24B	5376
650 cc - FMX 650 (RD12)	25/28		01/2005->12/2007	1	X24EPR-U9	4096	0,9	IX24B	5376
650 cc - FX 650 Vigor (RD09)	25/29		01/1999->12/2002	1	X24EPR-U9	4096	0,9	IX24B	5376
650 cc - GL 650 D Silver Wing (RC10)	37		01/1983->12/1984	2	X24EPR-U9	4096	0,9	IX24B	5376
650 cc - NT 650 V Deauville (RC47)	25/37/ 41		01/1998->12/2001	2	X24EPR-U9	4096	0,9	IX24B	5376
650 cc - NT 650 V Deauville (RC47A)	25/41		01/2002->12/2005	2	X24EPR-U9	4096	0,9	IX24B	5376
650 cc - NTV 650 Revere (RC33)	20/25/ 37/39/ 42/44		01/1988->	2	X24EPR-U9	4096	0,9	IX24B	5376
650 cc - NX 650 Dominator (RD02)	20/25/ 32		01/1988->12/1994	1	X24EPR-U9	4096	0,9	IX24B	5376
650 cc - NX 650 Dominator (RD08)	32		09/1994->12/2002	1	X24EPR-U9	4096	0,9	IX24B	5376
650 cc - SLR 650 (RD09)	25/29		01/1997->12/1998	1	X24EPR-U9	4096	0,9	IX24B	5376
650 cc - XL 650 V Transalp (RD10)	25/39		01/2000->12/2001	2	X24EPR-U9	4096	0,9	IX24B	5376
650 cc - XL 650 V Transalp (RD11)	25/39		01/2002->12/2006	2	X24EPR-U9	4096	0,9	IX24B	5376
650 cc - XR 650 L (RD062)	31		01/1993->12/1996	1	X22EPR-U9	4086	0,9	IX22B	5375
650 cc - XR 650 R (RE01)	45		01/2000->	1	K24PR-U11	3308	1,1	IK24	5311
650 cc - XRV 650 Africa Twin (RD03)	37		01/1988->12/1990	2	X24EPR-U9	4096	0,9	IX24B	5376
700 cc - CTX 700 (RC69)	35		06/2013->	2	SK20PR-L11	3443	1,1	IK20	5304
700 cc - CTX 700 N (RC68)	35		04/2013->	2	SK20PR-L11	3443	1,1	IK20	5304
700 cc - DN-01 NSA 700 A (RC55)	45		12/2010->12/2011	2	U24EPR9	4233	0,9	IU24A	5365
700 cc - DN-01 NSA 700 A (RC55)	45		01/2011->12/2011	2			0,9	IU24	5362
700 cc - NC 700 D Integra (RC62)	35/38		12/2011->	2	SK20PR-L11	3443	1,1	IK20	5304
700 cc - NC 700 S (RC61)	35/38		12/2011->12/2013	2	SK20PR-L11	3443	1,1	IK20	5304
700 cc - NC 700 X (RC63)	35/38		12/2011->12/2013	2	SK20PR-L11	3443	1,1	IK20	5304
700 cc - NC 700 XA	38		12/2011->12/2013	2	SK20PR-L11	3443	1,1	IK20	5304
700 cc - NT 700 V Deauville (RC52A)	48		01/2006->12/2009	2	U24EPR9	4233	0,9	IU24A	5365
700 cc - NT 700 V Deauville (RC59)	48		01/2010->	2	U24EPR9	4233	0,9	IU24A	5365
700 cc - XL 700 V Transalp	44		01/1987->12/2006	2	X24EPR-U9	4096	0,9	IX24B	5376
700 cc - XL 700 V Transalp (RD13, RD15)	44		10/2007->12/2014	2	U24EPR9	4233	0,9	IU24A	5365
750 cc - CB 750 C (RC06)	57		01/1981->12/1984	4	X27ESR-U	4116	0,7	IX27	5373
750 cc - CB 750 F (RC04)	57		01/1980->12/1982	4	X24ES-U	4099	0,7	IX24	5372
750 cc - CB 750 Four (CB750)	46/49		01/1969->12/1978	4	X24ES-U	4099	0,7	IX24	5372
750 cc - CB 750 Four F (CB750F)	49		01/1975->12/1976	4	X24ES-U	4099	0,7	IX24	5372
750 cc - CB 750 Four G (CB750G)	54		01/1977->12/1978	4	X24ES-U	4099	0,7	IX24	5372
750 cc - CB 750 Four K (CB750K)	49		01/1977->12/1978	4	X24ES-U	4099	0,7	IX24	5372
750 cc - CB 750 K (RC01)	57		01/1980->12/1982	4	X24ES-U	4099	0,7	IX24	5372
750 cc - CB 750 Night Hawk (RC38)	57		01/1991->12/2003	4	X24EPR-U9	4096	0,9	IX24B	5376











	KW			Direct Fit			Upgrade	
								
<b>HONDA</b> <i>Continued</i>								
750 cc - CB Seven Fifty (RC42)	20/25/ 37/54		01/1992->12/2003	4	X24EPR-U9	4096	0,9	IX24B 5376
750 cc - CBX 750F (RC17)	67		01/1986->	4	X24EP-U9	4093	0,9	IX24B 5376
750 cc - NC 750 D Integra (RC71)	40		09/2013->12/2015	2	SK20PR-L11	3443	1,1	IK20 5304
750 cc - NC 750 D Integra (RC89)	40		01/2016->	2	SK20PR-L11	3443	1,1	IK20 5304
750 cc - NC 750 J (RC82)	40		01/2014->	2	SK20PR-L11	3443	1,1	IK20 5304
750 cc - NC 750 S (RC70)	35/40		09/2013->12/2015	2	SK20PR-L11	3443	1,1	IK20 5304
750 cc - NC 750 S (RC88)	40		01/2016->	2	SK20PR-L11	3443	1,1	IK20 5304
750 cc - NC 750 X (RC72)	35/40		09/2013->12/2015	2	SK20PR-L11	3443	1,1	IK20 5304
750 cc - NC 750 X (RC90)	40		01/2016->	2	SK20PR-L11	3443	1,1	IK20 5304
750 cc - RVF 750 R (RC45)	72/88		01/1994->12/1997	4			0,9	IUH27 5369
750 cc - VF 750 C (RC09)	63		01/1982->12/1984	4	X24EPR-U9	4096	0,9	IX24B 5376
750 cc - VF 750 C (RC43)	25/37/ 64/65		01/1993->12/2000	4	U24FER9	4127	0,9	IUH24 5368
750 cc - VF 750 F (RC15)	66		01/1986->	4	X24EPR-U9	4096	0,9	IX24B 5376
750 cc - VFR 750 F (RC24)	74		01/1986->12/1987	4	X24EPR-U9	4096	0,9	IX24B 5376
750 cc - VFR 750 F (RC24)	74		01/1988->12/1989	4	X27EPR-U9	4111	0,9	IX27B 5377
750 cc - VFR 750 F (RC36)	74		09/1988->12/1993	4	U24FER9	4127	0,9	IUH24 5368
750 cc - VFR 750 F (RC36)	72		09/1993->12/1999	4	U27FER9	4129	0,9	IUH27 5369
750 cc - VFR 750 R (RC30)	74		01/1988->12/1989	4	U27FER9	4129	0,9	IUH27 5369
750 cc - VT 750 C Shadow (RC29)	37/46		01/1988->	2	X22EPR-U9	4086	0,9	IX22B 5375
750 cc - VT 750 C Shadow (RC44)	33		01/1997->12/2000	2	X24EPR-U9	4096	0,9	IX24B 5376
750 cc - VT 750 C2 Shadow (RC44)	33		01/1997->12/2002	2	X24EPR-U9	4096	0,9	IX24B 5376
750 cc - VT 750 DC Black Widow (RC48)	25/33		01/2001->12/2003	2	X22EPR-U9	4086	0,9	IX22B 5375
750 cc - VT 750 S (RC58)	32		11/2009->12/2011	2	X22EPR-U9	4086	0,9	IX22B 5375
750 cc - VT 750 Shadow (RC50)	33/34		01/2004->	2	X22EPR-U9	4086	0,9	IX22B 5375
750 cc - VT 750 Shadow Black Spirit (RC53)	34		11/2009->12/2011	2	X22EPR-U9	4086	0,9	IX22B 5375
750 cc - VT 750 Shadow Spirit (RC53)	34		01/2007->12/2013	2	X22EPR-U9	4086	0,9	IX22B 5375
750 cc - XRV 750 Africa Twin (RD04)	37/43		01/1990->12/1992	2	X24EPR-U9	4096	0,9	IX24B 5376
750 cc - XRV 750 Africa Twin (RD07)	37/44		01/1993->12/2003	2	X24EPR-U9	4096	0,9	IX24B 5376
800 cc - VFR 800 (RC46)	78/80		12/2005->12/2013	4	VNH27Z	5631	0,9	
800 cc - VFR 800 (RC46A)	80		01/2002->12/2005	4	VNH27Z	5631	0,9	
800 cc - VFR 800 ABS (RC46C)	72/80		01/2002->12/2012	4	VNH27Z	5631	0,9	
800 cc - VFR 800 FI (RC46)	72/78		01/1998->12/2001	4	U27FER9	4129	0,9	IUH27 5369
900 cc - CB 900 Hornet (SC48)	78/80		01/2002->12/2005	4	U24FER9	4127	0,9	IUH24 5368
900 cc - CBR 900 RR Fireblade (SC28)	37/72/ 74		01/1992->	4	U27FER9	4129	0,9	IUH27 5369
900 cc - CBR 900 RR Fireblade (SC33)	72/94		01/1996->12/1999	4	U27FER9	4129	0,9	IUH27 5369
900 cc - CBR 900 RR Fireblade (SC44)	72/108		01/2000->12/2001	4			0,9	IUH27D 5388
1000 cc - CB 1000 (SC30)	37/72		01/1993->12/1995	4	X27EPR-U9	4111	0,9	IX27B 5377
1000 cc - CB 1000 R (SC60)	92		03/2008->12/2014	4	VUH27ES	5642	0,9	
1000 cc - CB 1000 RA (SC60)	78		03/2008->12/2013	4	VUH27ES	5642	0,9	
1000 cc - CBF 1000 (SC58)	72		01/2006->12/2011	4	U24FER9	4127	0,9	IUH24 5368
1000 cc - CBF 1000 (SC64)	79		11/2009->12/2011	4	U24FER9	4127	0,9	IUH24 5368
1000 cc - CBF 1000 F (SC64)	72		09/2009->12/2013	4	VUH24D	5626	0,9	IUH24 5368
1000 cc - CBR 1000 F (SC21)	74		01/1987->	4	X27EPR-U9	4111	0,9	IX27B 5377
1000 cc - CBR 1000 F (SC24)	72/96		01/1989->12/2000	4	X27EPR-U9	4111	0,9	IX27B 5377
1000 cc - CBR 1000 RR Fireblade (SC50)	72/110		01/2002->12/2003	4	VUH27D	5627	0,9	IUH27 5369
1000 cc - CBR 1000 RR Fireblade (SC57)	78/126		01/2004->12/2007	4	VUH27ES	5642	0,9	
1000 cc - CBR 1000 RR Fireblade (SC59)	131/ 133		01/2008->	4	VUH27ES	5642	0,9	
1000 cc - CBX 1000 (CB1)	77		01/1978->12/1980	6	X24ESR-U	4101	0,7	IX24 5372
1000 cc - CBX 1000 (PC04)	74		01/1982->12/1983	6	X27ESR-U	4116	0,7	IX27 5373
1000 cc - RC 213 V-S	117		01/2016->	4	VUH27ES	5642	0,9	
1000 cc - VF 1000 F (SC15)	74		01/1986->	4	X24EPR-U9	4096	0,9	IX24B 5376
1000 cc - VF 1000 F2 (SC15)	74		01/1986->	4	X27EPR-U9	4111	0,9	IX27B 5377
1000 cc - VF 1000 R (SC16)	74		01/1986->	4	X24EPR-U9	4096	0,9	IX24B 5376
1000 cc - VTR 1000 Fire Storm (SC36)	72/78		01/1998->12/2006	2			0,9	IX27B 5377
1000 cc - VTR 1000 SP1 (SC45)	97	OEM Optional	01/2000->12/2001	2			1,1	IK24C11 5335
1000 cc - VTR 1000 SP1 (SC45)	97		01/2000->12/2001	2			1,1	IK27C11 5336
1000 cc - VTR 1000 SP2 (SC45)	99		01/2002->12/2005	2	VK27PRZ11	5630	1,1	IK27 5312
1000 cc - XL 1000 V Varadero (SD01)	69		01/1999->12/2000	2			0,9	IX24B 5376
1000 cc - XL 1000 V Varadero (SD02)	69		01/2001->12/2010	2			0,9	IX24B 5376
1100 cc - CB 1100 F (SC11)	74		01/1982->12/1984	4	X27ESR-U	4116	0,7	IX27 5373
1100 cc - CB 1100 R (SC05)	74		01/1980->12/1982	4	X27ESR-U	4116	0,7	IX27 5373
1100 cc - CB 1100 R (SC08)	74		01/1982->12/1984	4	X27ESR-U	4116	0,7	IX27 5373
1100 cc - CB 1100 X-eleven (SC42)	78/100		01/2000->12/2003	4			0,9	IUH24 5368
1100 cc - CB 1100 X-Eleven (SC42)	103		01/1999->	4			0,9	IUH24 5368

	KW			Direct Fit			Upgrade	
								
<b>HONDA</b> <i>Continued</i>								
1100 cc - CB 1100 XX (SC35)	72/78/ 110/ 112		01/1997->12/2003	4			0,9	IUH24 5368
1100 cc - CBR 1100 XX Super Blackbird (SC35)	72/78/ 110/ 112		01/1997->12/2001	4			0,9	IUH27 5369
1100 cc - CBR 1100 XX Super Blackbird (SC35)	78/112		01/2001->12/2008	4	VUH27D	5627	0,9	IUH27 5369
1100 cc - GL 1100 DX (SC02)	61		09/1980->	4	U24FER9	4127	0,9	IUH24 5368
1100 cc - ST 1100 Pan European (SC26)	72/74		01/1990->12/2001	4	U24FER9	4127	0,9	IUH24 5368
1100 cc - ST 1100 Pan European ABS (SC26A)	72/74		01/1992->12/2001	4	U24FER9	4127	0,9	IUH24 5368
1100 cc - VF 1100 C (SC12)	74		01/1986->	4	X24EPR-U9	4086	0,9	IX24B 5376
1100 cc - VT 1100 C (SC23)	44/49		01/1988->	2	X22EPR-U9	4086	0,9	IX22B 5375
1100 cc - VT 1100 C 2 (SC43)	45		01/2001->12/2002	2	X22EPR-U9	4086	0,9	IX22B 5375
1100 cc - VT 1100 C 2 Shadow (SC32)	25/37		01/1995->12/2000	2	X22EPR-U9	4086	0,9	IX22B 5375
1100 cc - VT 1100 C 3 Shadow (SC39)	25/37/ 42		01/1998->12/2000	2	X22EPR-U9	4086	0,9	IX22B 5375
1100 cc - VT 1100 C 3 Shadow Aero (SC39)	42		01/1998->12/2002	2	X22EPR-U9	4086	0,9	IX22B 5375
1200 cc - GL 1200 DX Gold Wing (SC14)	69		01/1984->09/1988	4	X24EPR-U9	4086	0,9	IX24B 5376
1200 cc - VFR 1200 F (SC63)	127		11/2009->	4	VUH27ES	5642	0,9	
1200 cc - VFR 1200 X Crosstourer (SC70)	95		01/2012->	4	VUH24ES	5657	0,9	
1200 cc - VFR 1200 XD Crosstourer (SC70)	95		01/2012->	4	VUH24ES	5657	0,9	
1200 cc - VFR 1200 XD Crosstourer (SC76)	95		01/2016->	4	VUH24ES	5657	0,9	
1300 cc - CB 1300 (SC54)	84/85		01/2003->12/2013	4	X24EPR-U9	4086	0,9	IX24B 5376
1300 cc - CB 1300 DC (X4) (SC38)	75		01/1997->12/2003	4	X24EPR-U9	4086	0,9	IX24B 5376
1300 cc - CTX 1300 (SC74)	62		01/2014->	4	U22FER9	4212	0,9	IUH24 5368
1300 cc - ST 1300 Pan European (SC51)	93		01/2001->	4	U22FER9	4212	0,9	IUH24 5368
1300 cc - VT 1300 CX (SC61)	43		11/2009->12/2012	2	XU20EPR-U	3178	0,9	IXU22 5308
1300 cc - VTX 1300 (SC52)	55		01/2003->12/2007	2	XU20EPR-U	3178	0,9	IXU22 5308
1500 cc - GL 1500 Gold Wing (SC22)	72/74		01/1988->12/2001	6	X22EPR-U9	4086	0,9	IX22B 5375
1500 cc - GL 1500 Valkyrie (SC34)	72		01/1997->12/2003	6	X22EPR-U9	4086	0,9	IX22B 5375
1800 cc - GL 1800 Gold Wing (SC47)	81/87		09/2003->12/2011	6	K20PR-U11	3121	1,1	IK20 5304
1800 cc - GL 1800 Gold Wing (SC47A)	72/87		09/2000->12/2003	6	K20PR-U11	3121	1,1	IK20 5304
1800 cc - GL 1800 Gold Wing (SC68)	85/87		09/2011->	6	K20PR-U11	3121	1,1	IK20 5304
1800 cc - VTX 1800 (SC46)	71		01/2001->12/2006	2	VK16PRZ11	5628	1,1	IK16 5303
<b>HUSQVARNA</b>								
125 cc - SM125 (A5)	9		01/2007->	1	W27ESR-V	4049	0,6	IW27 5317
125 cc - SM125 S	11		01/2010->	1	W27ESR-V	4049	0,6	IW27 5317
125 cc - TE125	5/11		01/2010->	1	U24ESR-N	4126	0,8	IU24 5362
125 cc - WR125	8		01/1993->12/1999	1	W27ES-V	4047	0,6	IW27 5317
125 cc - WRE125	7/11		01/1995->12/2002	1	W27ES-V	4047	0,6	IW27 5317
125 cc - WRE125 (H2)	11		01/2003->12/2007	1	W27ES-V	4047	0,6	IW27 5317
125 cc - WSM125	8		01/2005->12/2007	1	U27ETR	4155	0,7	IU27A 5366
250 cc - FE 250	10/28		01/2014->	1	U27ESR-NB	4224	0,8	IU27 5363
250 cc - TE250	12/15/ 23/26		01/2002->	1	U27ESR-NB	4224	0,8	IU27 5363
250 cc - TE250 (A2)	15		01/2008->	1	U27ESR-NB	4224	0,8	IU27 5363
250 cc - TE250 (H8)	11		01/2007->	1	U27ESR-NB	4224	0,8	IU27 5363
250 cc - WR250	25		01/1993->12/1999	1	W27ES-V	4047	0,6	IW27 5317
250 cc - WR250 (3H)	8		10/2007->	1	U27ESR-NB	4224	0,8	IU27 5363
300 cc - TE300	9/40		08/2013->	1	U27ESR-NB	4224	0,8	IU27 5363
310 cc - TE310 (A3)	28		01/2011->	1	U27ESR-NB	4224	0,8	IU27 5363
360 cc - WR360	25		01/1993->12/1999	1	W27ES-V	4047	0,6	IW27 5317
400 cc - SM400 R	25		01/2002->12/2002	1	U24ESR-NB	4223	0,8	IU24 5362
400 cc - TE400 (H8)	25		01/2001->12/2002	1	U22ESR-NB	4231	0,8	IU22 5361
449 cc - SMR449 R (A6)	30		01/2010->	1			0,9	IU27A 5366
450 cc - FE 450	9/12/ 44		01/2014->	1			0,9	IU27A 5366
450 cc - FS 450	30		01/2016->	1			0,9	IU27A 5366
450 cc - SM450 R	35		01/2004->12/2007	1	U24ESR-NB	4223	0,8	IU24 5362
450 cc - TE450	14/30		01/2006->	1	U24ESR-NB	4223	0,8	IU24 5362
450 cc - TE450 (A2)	21		01/2008->12/2009	1	U24ESR-NB	4223	0,8	IU24 5362
450 cc - TE450 (H8)	12/34		01/2003->12/2007	1	U24ESR-NB	4223	0,8	IU24 5362
477 cc - SMR477 (A6)	31		01/2010->	1			0,9	IU27A 5366
500 cc - TE511	31		01/2009->	1			0,9	IU27A 5366
510 cc - SM510 R	43		01/2005->12/2007	1	U24ESR-NB	4223	0,8	IU24 5362
510 cc - TE510	37		01/2004->12/2007	1	U24ESR-NB	4223	0,8	IU24 5362
510 cc - TE510 (A2)	22		01/2008->	1	U24ESR-NB	4223	0,8	IU24 5362
510 cc - TE510 (H8)	13		01/2007->12/2007	1	U24ESR-NB	4223	0,8	IU24 5362
570 cc - SM570 R	40		01/2001->12/2004	1	U22ESR-NB	4231	0,8	IU22 5361









	KW			Direct Fit	Upgrade
<b>HUSQVARNA</b> <i>Continued</i>					
570 cc - TE570	40		01/2001->12/2003	1 U22ESR-NB 4231 0,8	IU22 5361
600 cc - SM600 RR	54		01/2003->12/2003	1 U22ESR-NB 4231 0,8	IU22 5361
610 cc - LT610E	37		01/2001->12/2001	1 U22ESR-NB 4231 0,8	IU22 5361
610 cc - SM610	39		01/2000->12/2000	1 U22ESR-NB 4231 0,8	IU22 5361
610 cc - SM610	22/36		04/2009->	1 N24EXRB 4225 0,9	IU24 5362
610 cc - SM610 E	25		01/2000->12/2001	1 U22ESR-NB 4231 0,8	IU22 5361
610 cc - SM610 i.e.	36		01/2007->	1 N24EXRB 4225 0,9	IU24 5362
610 cc - SM610 S	34		01/2000->12/2005	1 U22ESR-NB 4231 0,8	IU22 5361
610 cc - TE610	37		01/1993->12/1995	1 U22ES-N 4137 0,8	IU22 5361
610 cc - TE610 (A1)	22/36		01/2007->	1 N24EXRB 4225 0,9	IU24 5362
610 cc - TE610 E	24		01/2000->12/2004	1 U22ESR-NB 4231 0,8	IU22 5361
630 cc - SM630 (A4)	23/42		01/2009->	1 U24ESR-NB 4223 0,8	IU24 5362
630 cc - TE630	42		01/2009->	1 U24ESR-NB 4223 0,8	IU24 5362
<b>HYOSUNG</b>					
50 cc - Avanti	3		01/1999->	1 W20FPR-U 3070 0,7	IWF20 5378
50 cc - Cab 50	3		01/1995->	1 W20FPR-U 3070 0,7	IWF20 5378
50 cc - Cab 50 (SB-50)	3		01/1995->12/1997	1 W20FPR-U 3070 0,7	IWF20 5378
50 cc - SF 50	3		01/1999->	1 W24FR-L 4154 0,6	IWF24 5380
50 cc - SF 50 (SF-50)	3		01/1999->12/2004	1 W24FR-L 4154 0,6	IWF24 5380
50 cc - SF 50 Racing	3		01/2005->12/2010	1 W24FR-L 4154 0,6	IWF24 5380
50 cc - Supercab	3		01/1997->	1 W24FR-L 4154 0,6	IWF24 5380
50 cc - Supercab 50	3		01/2006->	1 W24FR-L 4154 0,6	IWF24 5380
100 cc - Supercab 100	7		01/1997->12/2001	1 W22FPR-U 4022 0,6	IWF22 5379
125 cc - Cruise I	10		01/1996->12/1998	1 X24ESR-U 4101 0,7	IX24 5372
125 cc - Cruise II	10		01/1999->12/2001	1 U24FER9 4127 0,9	IUH24 5368
125 cc - GF 125	10		01/1998->12/2001	1 U24FER9 4127 0,9	IUH24 5368
125 cc - GS 125	10		01/1997->12/1999	1 X24ESR-U 4101 0,7	IX24 5372
125 cc - GT 125 R	11		01/2006->	2 U24FER9 4127 0,9	IUH24 5368
125 cc - GV 125 Classic	10		01/2010->	2 U24ESR-N 4126 0,6	IU24 5362
125 cc - Hyper 125	8		01/1998->	1 X24ESR-U 4101 0,6	IX24 5372
125 cc - Karion 125	9		01/2003->	1 U24FER9 4127 0,8	IUH24 5368
125 cc - Karion 125 (RTT)	9		01/2003->12/2013	1 U24FER9 4127 0,8	IUH24 5368
125 cc - XRX	8		01/1999->	1 U24FER9 4127 0,9	IUH24 5368
125 cc - XRX (RX-125)	9		01/1999->12/2010	1 U24FER9 4127 0,9	IUH24 5368
125 cc - XRX 125 SM	10		01/2010->	1 U24FER9 4127 0,9	IUH24 5368
250 cc - Aquila 250	20/21		01/2000->	2 U24ESR-N 4126 0,7	IU24 5362
250 cc - GT 250 Naked	20		01/2004->	2 U24ESR-N 4126 0,7	IU24 5362
250 cc - GT 250i Naked	20		01/2010->	2 U24ESR-N 4126 0,7	IU24 5362
250 cc - GT 250i R	20		03/2011->	2 U24ESR-N 4126 0,7	IU24 5362
650 cc - GT 650 Naked	57		01/2004->	2 U24ESR-N 4126 0,7	IU24 5362
650 cc - GT 650 Naked (GT650)	57		01/2004->12/2008	2 U24ESR-N 4126 0,7	IU24 5362
650 cc - GT 650 R	57		01/2005->	2 U24ESR-N 4126 0,7	IU24 5362
650 cc - GT 650 R (GT650)	57		01/2005->12/2009	2 U24ESR-N 4126 0,7	IU24 5362
650 cc - GT 650 S	57		01/2005->	2 U24ESR-N 4126 0,7	IU24 5362
650 cc - GT 650 S (GT650)	57		01/2005->12/2008	2 U24ESR-N 4126 0,7	IU24 5362
650 cc - GT 650i Naked	54		01/2010->12/2013	2 U24ESR-N 4126 0,7	IU24 5362
650 cc - GT 650i R	54		01/2010->12/2013	2 U24ESR-N 4126 0,7	IU24 5362
650 cc - GV 650i	54		01/2010->12/2011	2 U24ESR-N 4126 0,7	IU24 5362
650 cc - GV 650i Pro	54		03/2012->	2 U24ESR-N 4126 0,7	IU24 5362
<b>ITALJET</b>					
50 cc - Dragster 50	4		01/1990->12/1998	1 W24FPR 4188 0,6	IWF24 5380
50 cc - Dragster 50	4	Liquid cooled	01/1998->	1 W24FSR 4037 0,6	IWF24 5380
50 cc - Formula 50	4		01/1990->12/1998	1 W20FPR-U 3070 0,7	IWF20 5378
50 cc - Formula 50	4	Air cooled	01/1998->	1 W22FSR 4024 0,6	IWF22 5379
50 cc - Formula 50	4	Liquid cooled	01/1998->	1 W24FSR 4037 0,6	IWF24 5380
125 cc - Formula 125	11		01/1997->	2 W22FSR 4024 0,6	IWF22 5379
<b>JAWA</b>					
50 cc - Babetta 215 A	1		01/1984->12/1987	1 W20FSR-U 6053 0,5	IWF22 5379
50 cc - Babetta 215 A II	1		01/1988->12/1996	1 W20FSR-U 6053 0,5	IWF22 5379
50 cc - Babetta 215 A II LUX	1		01/1991->12/1994	1 W20FSR-U 6053 0,5	IWF22 5379
50 cc - Babetta 215 A II Speedy	1		01/1988->12/1996	1 W20FSR-U 6053 0,5	IWF22 5379
50 cc - Babetta 215 STAR	1		01/1995->12/1996	1 W20FSR-U 6053 0,5	IWF22 5379
50 cc - Babetta 215 STAR	2		01/1995->12/1996	1 W22FS-U 4025 0,5	IWF22 5379
50 cc - Babetta 225	2		01/1993->12/1996	1 W22FS-U 4025 0,5	IWF22 5379
350 cc - TS 350-640 SPORT	17		01/1994->12/1995	2 W20FSR-U 6053 0,5	IWF22 5379
350 cc - TS 350-640 STYLE	17		01/1994->12/1995	2 W20FSR-U 6053 0,5	IWF22 5379









	KW			Direct Fit			Upgrade	
								
<b>KAWASAKI</b>								
50 cc - AE 50 (AE050A)	2		01/1981->12/1983	1	W20ES-U	3051	0,8	
80 cc - AE 80 (AE050A)	5		01/1981->12/1985	1	W24ESR-U	4033	0,8	IW24 5316
80 cc - AR 80 (AR080A)	5		01/1981->12/1985	1	W24ESR-U	4033	0,8	IW24 5316
125 cc - D-Tracker 125	8		11/2009->12/2013	1	U22FSR-U	4008	0,8	IUF22 5383
125 cc - Eliminator 125 (BN125A)	9		01/1997->12/2007	1	U22ESR-N	4174	0,7	IU22 5361
125 cc - J125 (C6)	10		01/2016->	1	U22FSR-U	4008	0,8	IUF22 5383
125 cc - KLX 125 (LX125CC)	7		01/2010->	1	U22FSR-U	4008	0,8	IUF22 5383
125 cc - KMX 125 (MX125A)	13		01/1987->12/1996	1	W24ESR-U	4033	0,8	IW24 5316
125 cc - KMX 125 (MX125B)	11/13		01/1996->12/2003	1	W24ESR-U	4033	0,8	IW24 5316
150 cc - D-Tracker 150 (LX150H)	9		12/2014->	1	U22FSR-U	4008	0,7	IUF22 5383
150 cc - KLX 150L (LX150E)	9		01/2014->	1	U22FSR-U	4008	0,7	IUF22 5383
200 cc - KMX 200 (MX200A)	13/20		01/1988->12/1991	1	W24ESR-U	4033	0,8	IW24 5316
200 cc - Z 200 (KZ200A)	13		01/1977->12/1979	1	W24ESR-U	4033	0,6	IW24 5316
250 cc - EL 250 (EL250B)	13/20/ 24		01/1988->12/1995	2	U24FSR-U	4010	0,7	IUF24 5384
250 cc - EL 250 E (EL250B)	20/24		01/1991->12/1995	2	U24FSR-U	4010	0,7	IUF24 5384
250 cc - EL 250 E (EL250E)	13		01/1991->12/1995	2	U24FSR-U	4010	0,7	IUF24 5384
250 cc - Estrella 250 (BJ250A)	13		01/1994->12/1999	1	X27ESR-U	4116	0,7	IX27 5373
250 cc - KL 250 (KL250A)	13		01/1978->12/1982	1	W22ESR-U	3098	0,8	
250 cc - KLR 250 (KL250D)	13/20		01/1984->12/1993	1	X27EPR-U9	4111	0,8	IX27B 5377
250 cc - KLX 250 (LX250E)	18		01/1993->12/2005	1	U24ESR-N	4126	0,8	IU24 5362
250 cc - KLX 250 (LX250S)	16		01/2009->	1	U24ESR-N	4126	0,8	IU24 5362
250 cc - Ninja 250 R (EX250K)	24		11/2007->12/2012	2	U24ESR-N	4126	0,7	IU24 5362
250 cc - Ninja 250 SL (BX250A)	21		01/2015->	1			0,8	IU24 5362
250 cc - Ninja 250 SL ABS (BX250A)	21		01/2015->	1			0,8	IU24 5362
250 cc - Z 250 (TWIN) (KZ250A)	13/20		01/1979->12/1982	2	X27EPR-U9	4111	0,8	IX27B 5377
250 cc - Z 250 C (KZ250C)	13		01/1980->12/1982	1	W22ESR-U	3098	0,7	
250 cc - Z 250 LTD (KZ250C/G)	17		01/1981->12/1982	1	W24ESR-U	4033	0,7	IW24 5316
250 cc - Z 250 LTD Belt (KZ250C/W)	13		01/1983->12/1983	1	W24ESR-U	4033	0,7	IW24 5316
250 cc - Z 250 SL (BR250E)	21		01/2015->	1			0,8	IU24 5362
250 cc - Z 250 SL ABS (BR250E)	21		01/2015->	1			0,8	IU24 5362
250 cc - ZZ-R 250 (EX250H)	30		01/1990->12/2004	4	U24FSR-U	4010	0,7	IUF24 5384
300 cc - J300	20		01/2014->	1	U22ESR-N	4174	0,8	IU22 5361
300 cc - J300 (C4)	20		01/2017->	1	U22ESR-N	4174	0,8	IU22 5361
300 cc - J300 Special Edition	20		01/2014->	1	U22ESR-N	4174	0,8	IU22 5361
300 cc - J300 Special Edition (C4)	20		01/2017->	1	U22ESR-N	4174	0,8	IU22 5361
300 cc - KLX 300 R (LX300A)	25		01/1997->12/2001	1	U24ESR-N	4126	0,8	IU24 5362
300 cc - Ninja 300 (EX300A)	29		09/2012->	2	U24ESR-N	4126	0,8	IU24 5362
300 cc - Ninja 300 ABS	29		09/2012->	2	U24ESR-N	4126	0,8	IU24 5362
300 cc - Ninja 300 Performance (EX300A)	29		09/2012->	2	U24ESR-N	4126	0,8	IU24 5362
300 cc - Versys-X 300	29		01/2017->	2	U24ESR-N	4126	0,8	IU24 5362
300 cc - Z 300 (ER300A)	29		01/2015->	2	U24ESR-N	4126	0,8	IU24 5362
300 cc - Z 300 ABS (ER300A)	29		01/2015->	2	U24ESR-N	4126	0,8	IU24 5362
305 cc - GPZ 305 Belt Drive	25		01/1987->12/1991	2	X27EPR-U9	4111	0,9	IX27B 5377
305 cc - GPZ 305 Belt Drive (EX305A)	13/20		01/1987->12/1991	2	X27EPR-U9	4111	0,9	IX27B 5377
350 cc - S2	29		01/1972->12/1972	3	W27FS-U	4052	0,7	IWF27 5381
350 cc - S2-A	29		01/1973->12/1973	3	W27FS-U	4052	0,7	IWF27 5381
400 cc - KH400	26		01/1976->12/1976	3	W24FS-U	4038	0,7	IWF24 5380
400 cc - Z 400 B (K4/B)	20/26		01/1978->12/1979	2	W22ESR-U	3098	0,8	
400 cc - Z 400 D (K4/D)	26		01/1976->12/1977	2	W22ESR-U	3098	0,8	
400 cc - Z 400 F (KZ400J/B)	20		01/1984->	4	X24ESR-U	4101	0,6	IX24 5372
400 cc - Z 400 G (K4/G)	20/22/ 26		01/1979->12/1979	2	W22ESR-U	3098	0,6	
400 cc - Zephyr 400 X	34		01/1989->12/1996	4	X27EPR-U9	4111	0,9	IX27B 5377
400 cc - ZXR 400 (ZX400-H1)	25/46		01/1989->12/1991	4	U27ETR	4155	0,8	IU27A 5366
400 cc - ZXR 400 (ZX400-L1)	48		01/1991->12/1991	4	U27ETR	4155	0,8	IU27A 5366
400 cc - ZXR 400 (ZX400-L2)	48		01/1992->12/1992	4	U27ETR	4155	0,8	IU27A 5366
400 cc - ZXR 400 (ZX400-L3)	48		01/1993->12/1993	4	U27ETR	4155	0,8	IU27A 5366
400 cc - ZXR 400 (ZX400-L4)	48		01/1994->12/1994	4	U27ETR	4155	0,8	IU27A 5366
400 cc - ZXR 400 (ZX400-L5)	48		01/1995->12/1996	4	U27ETR	4155	0,8	IU27A 5366
400 cc - ZXR 400 (ZX400-L7)	48		01/1997->12/1997	4	U27ETR	4155	0,8	IU27A 5366
440 cc - Z 440 LTD (KZ440A)	20/26		01/1980->12/1982	2	W22ESR-U	3098	0,8	
440 cc - Z 440 LTD (KZ440A/C-H)	20/26		09/1982->12/1983	2	W22ESR-U	3098	0,8	
440 cc - Z 440 LTD Belt (KZ440A/D)	20		01/1982->12/1984	2	W22ESR-U	3098	0,8	
450 cc - KLX 450 R	35	Liquid cooled	01/2007->12/2009	1			0,9	IU24D 5403
450 cc - Z 450 LTD (EN450A)	37	Liquid cooled	01/1984->12/1989	2	X27ESR-U	4116	0,7	IX27 5373
450 cc - Z 450 LTD (KZ440A/C-H)	20	Liquid cooled	01/1984->12/1989	2	X27ESR-U	4116	0,7	IX27 5373
500 cc - EN 500	37		01/1990->12/1999	2	X27ESR-U	4116	0,7	IX27 5373



















	KW			Direct Fit			Upgrade		
									
<b>KAWASAKI</b> <i>Continued</i>									
500 cc - EN 500 (EN500A)	20/25/ 34		01/1990->12/2003	2	X27ESR-U	4116	0,7	IX27	5373
500 cc - EN 500 (EN500C1)	25		01/1995->12/2003	2	X27ESR-U	4116	0,7	IX27	5373
500 cc - ER 5 (ER500A4)	25/36		01/2000->12/2000	2	X27ESR-U	4116	0,7	IX27	5373
500 cc - ER 5 (ER500C1)	25/36		01/2001->12/2003	2	X27ESR-U	4116	0,7	IX27	5373
500 cc - ER 5 Twister (ER500A)	25/36/ 37		01/1996->12/1999	2	X27ESR-U	4116	0,7	IX27	5373
500 cc - GPZ 500 S (EX500A, EX500B)	20/37/ 44		01/1987->12/1993	2	X27ESR-U	4116	0,7	IX27	5373
500 cc - GPZ 500 S (EX500C, EX500D, EX500E)	20/25/ 37/44		01/1994->12/2003	2	X24ESR-U	4101	0,7	IX24	5372
500 cc - H1	44		01/1969->12/1970	3	W27FSR	4054	0,7	IWF27	5381
500 cc - H1-A	44		01/1971->12/1971	3	W27FSR	4054	0,7	IWF27	5381
500 cc - H1-B	44		01/1971->06/1972	3	W27FSR	4054	0,7	IWF27	5381
500 cc - H1-C	44		01/1972->12/1972	3	W27FSR	4054	0,7	IWF27	5381
500 cc - H1-D	43		01/1973->12/1973	3	W27FSR	4054	0,7	IWF27	5381
500 cc - H1-E	43		01/1974->12/1974	3	W27FSR	4054	0,7	IWF27	5381
500 cc - H1-F	43		01/1975->12/1975	3	W27FSR	4054	0,7	IWF27	5381
500 cc - H2-KH500 (A8)	37		01/1976->12/1976	3	W27FSR	4054	0,7	IWF27	5381
500 cc - H2-KH500 (A9)	37		01/1977->12/1977	3	W27FSR	4054	0,7	IWF27	5381
500 cc - KLE 500 (LE500A/B)	25/33		01/2005->12/2007	2	X27ESR-U	4116	0,7	IX27	5373
500 cc - KLE 500 (LE500A1)	20/25/ 37		01/1991->12/1993	2	X27ESR-U	4116	0,7	IX27	5373
500 cc - KLE 500 (LE500A3-A6)	25/35		12/1993->12/1996	2	X27ESR-U	4116	0,7	IX27	5373
500 cc - KLE 500 (LE500A7-13)	25/35		12/1996->12/2004	2	X27ESR-U	4116	0,7	IX27	5373
500 cc - Z 500 (KZ500B)	37		01/1979->12/1980	4	X24ESR-U	4101	0,7	IX24	5372
550 cc - GPZ 550 (ZX550A)	37		01/1984->12/1989	4	X27EPR-U9	4111	0,9	IX27B	5377
550 cc - GPZ 550 (ZX550A)	48		01/1984->12/1989	4	X27ESR-U	4116	0,7	IX27	5373
550 cc - GPZ 550 D	43		09/1981->12/1983	4	X27ESR-U	4116	0,7	IX27	5373
550 cc - Z 550 (KZ550B/B)	37		01/1981->12/1982	4	X27ESR-U	4116	0,7	IX27	5373
550 cc - Z 550 F (KZ550B/A)	37		01/1983->12/1984	4	X27ESR-U	4116	0,7	IX27	5373
550 cc - Z 550 GT (KZ550B/G)	20		01/1987->	4	X24ESR-U	4101	0,7	IX24	5372
550 cc - Z 550 GT (KZ550B/G)	37		01/1987->	4	X27ESR-U	4116	0,7	IX27	5373
550 cc - Z 550 LTD (KZ550B/C)	37		01/1980->12/1982	4	X27ESR-U	4116	0,7	IX27	5373
550 cc - Zephyr 550 (ZR550B2-B5)	20		01/1991->12/1992	4	X24ESR-U	4101	0,7	IX24	5372
550 cc - Zephyr 550 (ZR550B2-B5)	37		01/1991->12/1992	4	X27ESR-U	4116	0,7	IX27	5373
550 cc - Zephyr 550 (ZR550B6-B9)	25/37		01/1993->12/1999	4	X27ESR-U	4116	0,7	IX27	5373
600 cc - Eliminator 600	25/37		01/1994->	4	X27ESR-U	4116	0,7	IX27	5373
600 cc - Eliminator 600 (ZL600A)	54		01/1994->12/1998	4	X27ESR-U	4116	0,7	IX27	5373
600 cc - Eliminator 600 (ZL600B)	20/45		01/1994->12/1998	4	X27ESR-U	4116	0,7	IX27	5373
600 cc - GPX 600 R (ZX600C1-3)	20/37/ 63		01/1988->12/1990	4	X27ESR-U	4116	0,7	IX27	5373
600 cc - GPX 600 R (ZX600C6-10)	20/25/ 37/54/ 57		01/1993->12/1999	4	X27ESR-U	4116	0,7	IX27	5373
600 cc - GPZ 600 R (ZX600A)	20		01/1985->12/1989	4	X27ESR-U	4116	0,7	IX27	5373
600 cc - GPZ 600 R (ZX600A)	37/55/ 62		01/1985->12/1989	4	X27ES-U	4114	0,7	IX27	5373
600 cc - Ninja ZX-6R (ZX600F)	25/37/ 72/74		01/1994->12/1998	4	U27ESR-N	4131	0,8	IU27	5363
600 cc - Ninja ZX-6R (ZX600G)	25/72/ 79		01/1998->12/1999	4	U27ESR-N	4131	0,8	IU27	5363
600 cc - Ninja ZX-6R (ZX600J)	25/72/ 79/82		01/2000->12/2001	4	U27ESR-N	4131	0,8	IU27	5363
600 cc - Ninja ZX-6R (ZX600P)	72/78/ 92		01/2007->12/2008	4	U27ESR-N	4131	0,8	IU27	5363
600 cc - Ninja ZX-6R (ZX600R)	25/72/ 78/94		01/2009->12/2012	4	U27ESR-N	4131	0,7	IU27	5363
600 cc - Ninja ZX-6R (ZX636A)	25/72/ 83/87		01/2002->12/2002	4	U27ESR-N	4131	0,8	IU27	5363
600 cc - Ninja ZX-6R (ZX636B)	72/87		01/2003->12/2004	4	U27ESR-N	4131	0,8	IU27	5363
600 cc - Ninja ZX-6R (ZX636C)	25/72/ 96		01/2005->12/2006	4	U27ESR-N	4131	0,8	IU27	5363
600 cc - Ninja ZX-6R Performance (ZX600R)	94		01/2013->12/2013	4	U27ESR-N	4131	0,7	IU27	5363
600 cc - Ninja ZX-6RR (ZX600K)	83		01/2003->12/2004	4	U27ESR-N	4131	0,8	IU27	5363
600 cc - Ninja ZX-6RR (ZX600K/M)	86		01/2004->12/2004	4	U27ESR-N	4131	0,8	IU27	5363
600 cc - Ninja ZX-6RR (ZX600N)	91		01/2005->12/2005	4	U27ESR-N	4131	0,8	IU27	5363
600 cc - ZZ-R 600 (ZX600D)	20/57/ 72		01/1990->12/1992	4	U27ESR-N	4131	0,8	IU27	5363
600 cc - ZZ-R 600 (ZX600E1-3)	25/72/ 74		01/1993->12/1995	4	U27ESR-N	4131	0,8	IU27	5363
600 cc - ZZ-R 600 (ZX600E4-13)	25/37/ 72/74		01/1996->12/2005	4	U27ESR-N	4131	0,8	IU27	5363











	KW			Direct Fit			Upgrade		
									
<b>KAWASAKI</b> <i>Continued</i>									
636 cc - Ninja ZX-6R 636 (ZX600R)	96		01/2013->12/2013	4	U27ESR-N	4131	0,7	IU27	5363
636 cc - Ninja ZX-6R 636 (ZX636E)	78/96		01/2013->	4	U27ESR-N	4131	0,7	IU27	5363
636 cc - Ninja ZX-6R 636 (ZX636E, ZX636G)	72		01/2013->	4	U27ESR-N	4131	0,7	IU27	5363
636 cc - Ninja ZX-6R 636 ABS (ZX636E)	72/78/ 96		01/2013->	4	U27ESR-N	4131	0,7	IU27	5363
636 cc - Ninja ZX-6R 636 Performance (ZX600R)	96		01/2013->12/2013	4	U27ESR-N	4131	0,7	IU27	5363
650 cc - ER 6F (ER650E)	35		01/2012->	2			0,9	IU27D	5390
650 cc - ER 6F (EX650A)	25/53		01/2006->12/2008	2			0,9	IU27D	5390
650 cc - ER 6F (EX650C)	53		01/2009->12/2011	2			0,9	IU27D	5390
650 cc - ER 6F (EX650E)	25/53		01/2012->	2			0,9	IU27D	5390
650 cc - ER 6F ABS (EX650A)	25/53		01/2006->12/2008	2			0,9	IU27D	5390
650 cc - ER 6F ABS (EX650C)	25/53		01/2009->12/2011	2			0,9	IU27D	5390
650 cc - ER 6F ABS (EX650E)	25/35/ 53		01/2012->	2			0,9	IU27D	5390
650 cc - ER 6N (ER650A)	25/53		01/2005->12/2008	2			0,9	IU27D	5390
650 cc - ER 6N (ER650C)	25/53		01/2009->12/2011	2			0,9	IU27D	5390
650 cc - ER 6N (ER650E)	25/35/ 53		01/2012->	2			0,9	IU27D	5390
650 cc - ER 6N ABS	53		01/2011->12/2011	2			0,9	IU27D	5390
650 cc - ER 6N ABS (ER650A)	53		01/2005->12/2008	2			0,9	IU27D	5390
650 cc - ER 6N ABS (ER650E)	25/35/ 53		01/2012->	2			0,9	IU27D	5390
650 cc - KLR 650	31		01/2005->12/2006	1	X24EPR-U9	4096	0,9	IX24B	5376
650 cc - KLR 650 (KL650A/A)	20/35		01/1987->12/1989	1	X24EPR-U9	4096	0,9	IX24B	5376
650 cc - KLR 650 (KL650C)	20/25/ 31/35		01/1994->12/2004	1	X24EPR-U9	4096	0,9	IX24B	5376
650 cc - KLR 650 Tengai (KL650A/B)	20/30/ 35		01/1987->12/1994	1	X24EPR-U9	4096	0,9	IX24B	5376
650 cc - KLX 650 (KLX650A/B, KLX650C)	25/33		01/1993->12/2001	1	X24EPR-U9	4096	0,9	IX24B	5376
650 cc - Ninja 650 (EX650K, EX650M)	50		10/2016->	2			0,9	IU27D	5390
650 cc - Ninja 650 (EX650KA2, EX650MA2)	35		10/2016->	2			0,9	IU27D	5390
650 cc - Versys (LE650A)	25/47/ 53		01/2007->12/2009	2			0,9	IU27D	5390
650 cc - Versys (LE650C)	25/47		11/2009->12/2013	2			0,9	IU27D	5390
650 cc - Versys 650 (LE650E)	35/51		01/2015->	2			0,9	IU27D	5390
650 cc - Versys 650 ABS (LE650E)	35/51		01/2015->	2			0,9	IU27D	5390
650 cc - Versys City ABS	47		01/2011->	2			0,9	IU27D	5390
650 cc - Versys Tourer (LE650C)	47		01/2011->12/2013	2			0,9	IU27D	5390
650 cc - Versys Tourer ABS	47		01/2008->	2			0,9	IU27D	5390
650 cc - Vulcan S (EN650A)	35/45		01/2015->	2			0,9	IU27D	5390
650 cc - Vulcan S (EN650D)	45		06/2017->	2			0,9	IU27D	5390
650 cc - Vulcan S (EN650DA2)	35		06/2017->	2			0,9	IU27D	5390
650 cc - Vulcan S ABS (EN650A)	35/45		01/2015->	2			0,9	IU27D	5390
650 cc - W 650 (EJ650A/B/C)	25/35/ 37		01/1999->12/2006	2	U24ESR-N	4126	0,8	IU24	5362
650 cc - Z 650 (ER650H, ER650K)	50		05/2017->	2			0,9	IU27D	5390
650 cc - Z 650 (ER650HA2, ER650KA2)	35		05/2017->	2			0,9	IU27D	5390
650 cc - Z 650 (KZ650B/A)	48		01/1977->12/1978	4	W22ES-U	3093	0,8		
650 cc - Z 650 (KZ650B/B)	48		01/1978->12/1979	4	W22ES-U	3093	0,8		
650 cc - Z 650 (KZ650B/C)	49		01/1981->12/1983	4	W22ES-U	3093	0,8		
650 cc - Z 650 SR (KZ650D)	48		01/1979->12/1980	4	W22ES-U	3093	0,8		
750 cc - GPX 750 R (ZX750F)	74		01/1987->12/1988	4	X27ESR-U	4116	0,7	IX27	5373
750 cc - GPZ 750 (ZX750A1-A2)	64	Air cooled	01/1982->12/1987	4	W27ESR-U	4045	0,7	IW27	5317
750 cc - GPZ 750 R (ZX750G)	68	Liquid cooled	01/1985->12/1986	4	X27ESR-U	4116	0,7	IX27	5373
750 cc - GPZ 750 Turbo (ZX750E)	74		01/1983->12/1985	4	W27ESR-U	4045	0,7	IW27	5317
750 cc - GPZ 750 UT (ZX750A)	64	Air cooled	01/1983->12/1987	4	W27ESR-U	4045	0,7	IW27	5317
750 cc - Ninja ZX-7R (ZX750P)	72/90		01/1996->12/2003	4	U27ESR-N	4131	0,8	IU27	5363
750 cc - Ninja ZX-7RR (ZX750N)	72/90		01/1996->12/1999	4	U27ESR-N	4131	0,8	IU27	5363
750 cc - VN 750 (VN750A/A)	20/37/ 48		01/1986->12/1992	2	X22EPR-U9	4086	0,9	IX22B	5375
750 cc - VN 750 (VN750A/D)	25/37/ 44/50		01/1993->12/1995	2	X22EPR-U9	4086	0,9	IX22B	5375
750 cc - Z 750 (KZ750B/B)	37		01/1976->12/1978	2	W24ESR-U	4033	0,8	IW24	5316
750 cc - Z 750 (ZR750J)	25/72/ 81		01/2003->12/2006	4	W24ESR-U	4033	0,8	IW24	5316
750 cc - Z 750 (ZR750L)	25/72/ 78		01/2007->12/2012	4	U27ETR	4155	0,7	IU27A	5366
750 cc - Z 750 ABS (ZR750M)	78		01/2007->12/2012	4	U27ETR	4155	0,7	IU27A	5366
750 cc - Z 750 GT (KZ750E)	56		01/1982->12/1993	4	W24ESR-U	4033	0,8	IW24	5316
750 cc - Z 750 GT (KZ750E-P)	57		01/1982->12/1993	4	W24ESR-U	4033	0,8	IW24	5316
750 cc - Z 750 LTD (KZ750B/S)	36		09/1983->12/1984	2	W24ESR-U	4033	0,8	IW24	5316

	KW			Direct Fit			Upgrade		
									
<b>KAWASAKI</b> <i>Continued</i>									
750 cc - Z 750 LTD (KZ750E)	54		01/1980->12/1981	4	W24ESR-U	4033	0,8	IW24	5316
750 cc - Z 750 LTD Belt (KZ750B-K)	36		09/1983->12/1984	2	W20EPR-U	3047	0,7	IW20	5306
750 cc - Z 750 S (ZR750K)	25/72/ 81		01/2005->12/2006	4	U27ETR	4155	0,7	IU27A	5366
750 cc - Z 750 Sport (KZ750E/R)	59		01/1980->12/1984	4	W24ESR-U	4033	0,8	IW24	5316
750 cc - Z 750 Turbo (ZX750E)	74		01/1984->12/1985	4	W27ESR-U	4045	0,7	IW27	5317
750 cc - Z 750R (ZR750N)	25/72/ 78		01/2011->12/2012	4	U27ETR	4155	0,7	IU27A	5366
750 cc - Z 750R Black Edition (ZR750N)	78		01/2012->12/2012	4	U27ETR	4155	0,7	IU27A	5366
750 cc - Zephyr 750 (ZR750C/C)	25/37/ 53		01/1991->12/1995	4	X27ESR-U	4116	0,7	IX27	5373
750 cc - Zephyr 750 (ZR750C/D)	56		01/1996->12/1999	4	X27ESR-U	4116	0,7	IX27	5373
750 cc - ZR 750 F (ZR750F1)	25		01/1999->12/2000	4	X24ESR-U	4101	0,7	IX24	5372
750 cc - ZR 750 F (ZR750F1)	56		01/1999->12/2000	4	X27ESR-U	4116	0,7	IX27	5373
750 cc - ZR 750 F (ZR750F3)	25		01/2001->12/2002	4	X24ESR-U	4101	0,7	IX24	5372
750 cc - ZR 750 F (ZR750F3)	56		01/2001->12/2002	4	X27ESR-U	4116	0,7	IX27	5373
750 cc - ZR 750 F (ZR750F5)	25		01/2003->12/2004	4	X24ESR-U	4101	0,7	IX24	5372
750 cc - ZR 750 F (ZR750F5)	56		01/2003->12/2004	4	X27ESR-U	4116	0,7	IX27	5373
750 cc - ZR 750 S (ZR750H1)	25		01/2001->12/2002	4	X24ESR-U	4101	0,7	IX24	5372
750 cc - ZR 750 S (ZR750H1)	56		01/2001->12/2002	4	X27ESR-U	4116	0,7	IX27	5373
750 cc - ZR 750 S (ZR750H3)	25		01/2003->12/2004	4	X24ESR-U	4101	0,7	IX24	5372
750 cc - ZR 750 S (ZR750H3)	56		01/2003->12/2004	4	X27ESR-U	4116	0,7	IX27	5373
750 cc - ZXR 750 (ZX750H1)	74		01/1989->12/1989	4	U27ESR-N	4131	0,8	IU27	5363
750 cc - ZXR 750 (ZX750H2)	74		01/1990->12/1990	4	U27ESR-N	4131	0,8	IU27	5363
750 cc - ZXR 750 (ZX750J/K)	74		01/1991->12/1992	4	U27ESR-N	4131	0,8	IU27	5363
750 cc - ZXR 750 (ZX750L/M)	90		01/1993->12/1993	4	U27ESR-N	4131	0,8	IU27	5363
750 cc - ZXR 750 R (ZX750J/K)	74/90		01/1991->12/1992	4	U27ESR-N	4131	0,8	IU27	5363
750 cc - ZXR 750 R (ZX750L/M1)	74		01/1993->12/1993	4	U27ESR-N	4131	0,8	IU27	5363
750 cc - ZXR 750 R (ZX750L/M2)	74		01/1994->12/1995	4	U27ESR-N	4131	0,8	IU27	5363
800 cc - VN 800 (VN800A)	25/37/ 41		01/1994->12/1999	2	U22ESR-N	4174	0,8	IU22	5361
800 cc - VN 800 Classic (VN800A/B)	25/37/ 41		01/1996->12/2005	2	U22ESR-N	4174	0,8	IU22	5361
800 cc - VN 800 Drifter (VN800C)	25/42		01/1999->12/2003	2	U22ESR-N	4174	0,8	IU22	5361
800 cc - W 800 (EJ800A)	35		01/2011->	2	U24ESR-N	4126	0,8	IU24	5362
800 cc - W 800 Cafe Style (EJ800A)	35		01/2013->12/2013	2	U24ESR-N	4126	0,8	IU24	5362
800 cc - W 800 Final	35		01/2016->	2	U24ESR-N	4126	0,8	IU24	5362
800 cc - W 800 Special Edition (EJ800A)	35		01/2012->	2	U24ESR-N	4126	0,8	IU24	5362
800 cc - W 800 Special Edition Cafe Style (EJ800A)	35		01/2013->12/2013	2	U24ESR-N	4126	0,8	IU24	5362
800 cc - Z 800 (ZR800A)	72/78/ 83		12/2012->	4	U27ETR	4155	0,7	IU27A	5366
800 cc - Z 800 (ZR800E)	35/70		01/2014->	4	U27ETR	4155	0,7	IU27A	5366
800 cc - Z 800 ABS (ZR800B)	83		12/2012->	4	U27ETR	4155	0,7	IU27A	5366
800 cc - Z 800 ABS (ZR800F)	35/70		01/2014->	4	U27ETR	4155	0,7	IU27A	5366
800 cc - Z 800 e (ZR800C)	35/70		12/2012->	4	U27ETR	4155	0,7	IU27A	5366
800 cc - Z 800 e ABS (ZR800D)	70		12/2012->	4	U27ETR	4155	0,7	IU27A	5366
800 cc - Z 800 Performance (ZR800B)	83		12/2012->12/2013	4	U27ETR	4155	0,7	IU27A	5366
900 cc - GPZ 900 R	74		01/1990->12/1996	4	X27ESR-U	4116	0,7	IX27	5373
900 cc - GPZ 900 R (ZX900A/1-6)	74		01/1984->12/1989	4	X27ESR-U	4116	0,7	IX27	5373
900 cc - Ninja ZX-9R (ZX900B)	72/74		01/1993->12/1997	4	U27ETR	4155	0,7	IU27A	5366
900 cc - Ninja ZX-9R (ZX900C/D)	72/ 104/ 105		01/1998->12/1999	4	U27ETR	4155	0,7	IU27A	5366
900 cc - Ninja ZX-9R (ZX900E)	72/105		01/2000->12/2001	4	U27ETR	4155	0,7	IU27A	5366
900 cc - Ninja ZX-9R (ZX900F)	72/ 105/ 112		01/2002->12/2003	4	U27ETR	4155	0,7	IU27A	5366
900 cc - VN 900 Classic (VN900B)	25/35/ 37		01/2006->	2	U22EPR9	4234	0,9	IU22	5361
900 cc - VN 900 Classic Light Tourer (VN900B)	35/37		09/2012->	2	U22EPR9	4234	0,9	IU22	5361
900 cc - VN 900 Classic Special Edition (VN900B)	35/37		12/2010->	2	U22EPR9	4234	0,9	IU22	5361
900 cc - VN 900 Custom (VN900C)	25/35/ 37		01/2007->	2	U22EPR9	4234	0,9	IU22	5361
900 cc - Z 1 (Z900A1)	58/63		01/1972->12/1976	4	W24ESR-U	4033	0,7	IW24	5316
900 cc - Z 900 (Z900A4)	63		01/1976->12/1977	4	W24ESR-U	4033	0,7	IW24	5316
900 cc - Z 900 (ZR900B)	85		01/2017->	4			0,9	IU27D	5390
900 cc - Z 900 (ZR900B, ZR900D, ZR900F)	92		01/2017->	4			0,9	IU27D	5390
1000 cc - Eliminator 1000 (ZLT00A)	74		01/1987->12/1988	4	X27ESR-U	4116	0,7	IX27	5373
1000 cc - GPZ 1000 RX (ZXT00A)	74		01/1986->12/1989	4	X24ESR-U	4101	0,8	IX24	5372
1000 cc - GTR 1000 (ZGT00A)	68/72/ 74		01/1986->12/2003	4	X27ESR-U	4116	0,7	IX27	5373









	KW			Direct Fit			Upgrade	
								
<b>KAWASAKI</b> <i>Continued</i>								
1000 cc - KLV 1000 (LV1000A)	72		01/2004->12/2006	2	U24ETR	4158	0,7	IU24A 5365
1000 cc - Ninja H2 (ZXT00N)	147		02/2015->	4			0,9	IU27D 5390
1000 cc - Ninja ZX-10R (ZXT00C)	128		01/2003->12/2005	4			0,9	IU27D 5390
1000 cc - Ninja ZX-10R (ZXT00C/D)	72/129		01/2003->	4			0,9	IU27D 5390
1000 cc - Ninja ZX-10R (ZXT00D)	78		01/2006->12/2010	4			0,9	IU27D 5390
1000 cc - Ninja ZX-10R (ZXT00E)	72/78/ 138		01/2008->12/2010	4			0,9	IU27D 5390
1000 cc - Ninja ZX-10R (ZXT00F)	72/78/ 138		01/2011->12/2015	4			0,9	IU27D 5390
1000 cc - Ninja ZX-10R (ZXT00J)	72/78		01/2011->12/2015	4			0,9	IU27D 5390
1000 cc - Ninja ZX-10R (ZXT00J/J-K)	147		01/2011->12/2015	4			0,9	IU27D 5390
1000 cc - Ninja ZX-10R (ZXT00S)	147		01/2016->	4			0,9	IU27D 5390
1000 cc - Ninja ZX-10R ABS (ZXT00J/J-K)	147		01/2011->12/2015	4			0,9	IU27D 5390
1000 cc - Ninja ZX-10RR	154		10/2016->	4			0,9	IU27D 5390
1000 cc - Versys 1000 (LTZ00B, LZT00C)	88		01/2015->	4			0,9	IU27D 5390
1000 cc - Versys 1000 (LZT00A)	72/78/ 87		01/2012->12/2014	4			0,9	IU27D 5390
1000 cc - Versys 1000 (LZT00B)	72/78/ 88		01/2015->	4			0,9	IU27D 5390
1000 cc - Versys 1000 ABS	87		01/2013->	4			0,9	IU27D 5390
1000 cc - Versys 1000 Grand Tourer (LZT00B)	88		01/2017->	4			0,9	IU27D 5390
1000 cc - Versys 1000 Grand Tourer ABS (LZT00A)	87		09/2012->	4			0,9	IU27D 5390
1000 cc - Versys 1000 Tourer (LZT00B)	88		01/2017->	4			0,9	IU27D 5390
1000 cc - Z 1000 (Z1000A1)	62		01/1977->12/1977	4	W24ESR-U	4033	0,7	IW24 5316
1000 cc - Z 1000 (Z1000A2)	62		01/1978->12/1978	4	W24ESR-U	4033	0,7	IW24 5316
1000 cc - Z 1000 (ZRT00A)	72/93		01/2003->12/2007	4	U27ETR	4155	0,7	IU27A 5366
1000 cc - Z 1000 (ZRT00B)	72/78/ 92		01/2007->12/2009	4			0,9	IU27D 5390
1000 cc - Z 1000 (ZRT00D)	72/78/ 102		11/2009->12/2013	4			0,9	IU27D 5390
1000 cc - Z 1000 (ZRT00F)	72/78/ 105		01/2014->	4			0,9	IU27D 5390
1000 cc - Z 1000 (ZRT00H)	85/105		01/2017->	4			0,9	IU27D 5390
1000 cc - Z 1000 ABS (ZRT00F)	72/78/ 105		01/2014->	4			0,9	IU27D 5390
1000 cc - Z 1000 Black Edition (ZRT00D)	102		01/2012->12/2013	4			0,9	IU27D 5390
1000 cc - Z 1000 LTD (KZT00J/K)	70		01/1981->12/1982	4	W24ESR-U	4033	0,7	IW24 5316
1000 cc - Z 1000 R (KZT00J/R)	72		01/1983->12/1983	4	W24ESR-U	4033	0,7	IW24 5316
1000 cc - Z 1000 SX (ZXT00G)	72/78/ 102		12/2010->12/2013	4			0,9	IU27D 5390
1000 cc - Z 1000 SX (ZXT00L)	78/105		01/2014->	4			0,9	IU27D 5390
1000 cc - Z 1000 SX ABS (ZXT00L)	105		01/2015->	4			0,9	IU27D 5390
1000 cc - Z 1000 SX ABS (ZXT00W)	105		01/2017->	4			0,9	IU27D 5390
1000 cc - Z 1000 SX Tourer (ZXT00G)	102		12/2010->12/2013	4			0,9	IU27D 5390
1000 cc - Z 1000 SX Tourer (ZXT00L)	105		01/2015->	4			0,9	IU27D 5390
1000 cc - Z 1000 SX Tourer ABS (ZXT00L)	105		01/2015->	4			0,9	IU27D 5390
1000 cc - ZX 10 (ZXT00B)	74		01/1988->12/1990	4	U27ESR-N	4131	0,7	IU27 5363
1100 cc - GPZ 1100	74		01/1982->12/1985	4	W24ESR-U	4033	0,8	IW24 5316
1100 cc - GPZ 1100 (KZT10B-B)	74		09/1981->12/1986	4	W24ESR-U	4033	0,8	IW24 5316
1100 cc - GPZ 1100 (ZXT10E/E)	74		01/1995->12/1998	4	U27ETR	4155	0,8	IU27A 5366
1100 cc - GPZ 1100 ABS (ZXT10E/F)	72/74		01/1995->12/1998	4	U27ETR	4155	0,8	IU27A 5366
1100 cc - GPZ 1100 Horizont (ZXT10E)	72/74		01/1995->12/1997	4	U27ETR	4155	0,8	IU27A 5366
1100 cc - Zephyr 1100 (ZRT10A)	25/68		01/1991->12/1996	4	U27ESR-N	4131	0,8	IU27 5363
1100 cc - Zephyr 1100 (ZRT10B)	68		01/1997->12/1998	4	U27ESR-N	4131	0,8	IU27 5363
1100 cc - ZRX 1100 (ZRT10C)	25/72/ 78		01/1996->12/2000	4	U27ETR	4155	0,8	IU27A 5366
1100 cc - ZZ-R 1100 (ZXT10C)	72/74/ 108		01/1990->12/1997	4	U27ESR-N	4131	0,8	IU27 5363
1100 cc - ZZ-R 1100 (ZXT10D)	72/74		01/1993->12/1997	4	U27ESR-N	4131	0,8	IU27 5363
1100 cc - ZZ-R 1100 CatCon. (ZXT10D/G)	72/107		01/1998->12/2001	4	U27ESR-N	4131	0,8	IU27 5363
1200 cc - Ninja ZX-12R (ZXT20A/A)	72/131		01/2000->12/2001	4			0,9	IU27A 5366
1200 cc - Ninja ZX-12R (ZXT20A/B)	140		01/2002->12/2003	4			0,9	IU27A 5366
1200 cc - Ninja ZX-12R (ZXT20A/B04)	131		01/2004->12/2006	4			0,9	IU27A 5366
1200 cc - ZRX 1200 (ZRT20A/A-B)	25/72/ 90		01/2001->12/2007	4	U27ETR	4155	0,7	IU27A 5366
1200 cc - ZRX 1200 R (ZRT20A/A-B)	25/72/ 90		01/2001->	4	U27ETR	4155	0,7	IU27A 5366
1200 cc - ZRX 1200 S (ZRT20A/A-B)	25/72/ 90		01/2001->	4	U27ETR	4155	0,7	IU27A 5366
1200 cc - ZZ-R 1200 (ZXT20C)	72/ 112/ 118		01/2002->12/2005	4	U27ESR-N	4131	0,8	IU27 5363









	KW			Direct Fit			Upgrade		
									
<b>KAWASAKI</b> <i>Continued</i>									
1300 cc - Z 1300 (KZT30A)	74		01/1979->12/1983	6	W24ESR-U	4033	0,7	IW24	5316
1300 cc - Z 1300 DFI (ZGT30A)	74		01/1984->12/1989	6	W20EPR-U	3047	0,8	IW20	5306
1400 cc - GTR 1400 (ZGT400A)	78		07/2007->12/2009	4			0,9	IU27D	5390
1400 cc - GTR 1400 (ZGT40A)	72/114		07/2007->12/2009	4			0,9	IU27D	5390
1400 cc - GTR 1400 (ZGT40C)	72/78/ 114		11/2009->12/2014	4			0,9	IU27D	5390
1400 cc - GTR 1400 (ZGT40E)	78/114		01/2015->	4			0,9	IU27D	5390
1400 cc - GTR 1400 Grand Tourer (ZGT40C)	114		01/2013->12/2013	4			0,9	IU27D	5390
1400 cc - ZZ-R 1400 (ZXT40A)	72/78/ 140		01/2006->12/2007	4			0,9	IU27D	5390
1400 cc - ZZ-R 1400 (ZXT40C)	72/78/ 142		01/2008->12/2011	4			0,9	IU27D	5390
1400 cc - ZZ-R 1400 (ZXT40E)	72/78/ 147		01/2012->	4			0,9	IU27D	5390
1400 cc - ZZ-R 1400 (ZXT40H)	147		09/2015->	4			0,9	IU27D	5390
1400 cc - ZZ-R 1400 Performance Sport (ZXT40E)	147		01/2013->	4			0,9	IU27D	5390
1400 cc - ZZ-R 1400 Special Edition (ZXT40E)	147		12/2012->12/2013	4			0,9	IU27D	5390
1500 cc - VN 15 (VNT50A)	20		01/1988->12/1989	2	X16EPR-U9	4190	0,9		
1500 cc - VN 15 (VNT50A)	37		01/1988->12/1989	2	X20EPR-U9	4125	0,9	IX22B	5375
1500 cc - VN 15 (VNT50A)	45/47/ 51		01/1988->12/1989	2	X22EPR-U9	4086	0,9	IX22B	5375
1500 cc - VN 15 SE (VNT50B)	20/25		01/1990->12/1993	2	X16EPR-U9	4190	0,9		
1500 cc - VN 15 SE (VNT50B)	37		01/1990->12/1993	2	X20EPR-U9	4125	0,9	IX22B	5375
1500 cc - VN 15 SE (VNT50B)	47/51		01/1990->12/1993	2	X22EPR-U9	4086	0,9	IX22B	5375
1500 cc - VN 15 SE (VNT50B)	20/25		01/1993->12/1995	2	X16EPR-U9	4190	0,9		
1500 cc - VN 15 SE (VNT50B)	37		01/1993->12/1995	2	X20EPR-U9	4125	0,9	IX22B	5375
1500 cc - VN 15 SE (VNT50B)	47/51		01/1993->12/1995	2	X22EPR-U9	4086	0,9	IX22B	5375
1500 cc - VN 1500 Classic (VNT50D)	25		01/1996->12/1997	2	X16EPR-U9	4190	0,9		
1500 cc - VN 1500 Classic (VNT50D)	37/47		01/1996->12/1997	2	X20EPR-U9	4125	0,9	IX22B	5375
1500 cc - VN 1500 Classic (VNT50D)	25		01/1998->12/2000	2	X16EPR-U9	4190	0,9		
1500 cc - VN 1500 Classic (VNT50D)	37/47		01/1998->12/2000	2	X20EPR-U9	4125	0,9	IX22B	5375
1500 cc - VN 1500 Classic FI (VNT50N)	25		01/2000->12/2002	2	X16EPR-U9	4190	0,9		
1500 cc - VN 1500 Classic FI (VNT50N)	48		01/2000->12/2002	2	X20EPR-U9	4125	0,9	IX22B	5375
1500 cc - VN 1500 Classic Tourer (VNT50G)	25		01/1998->12/2000	2	X16EPR-U9	4190	0,9		
1500 cc - VN 1500 Classic Tourer (VNT50G)	37/47		01/1998->12/2000	2	X20EPR-U9	4125	0,9	IX22B	5375
1500 cc - VN 1500 Classic Tourer FI (VNT50G/H)	25		01/2000->12/2003	2	X16EPR-U9	4190	0,9		
1500 cc - VN 1500 Classic Tourer FI (VNT50G/H)	48		01/2000->12/2003	2	X20EPR-U9	4125	0,9	IX22B	5375
1500 cc - VN 1500 Drifter (VNT50J)	25		01/1999->12/2004	2	X16EPR-U9	4190	0,9		
1500 cc - VN 1500 Drifter (VNT50J)	47		01/1999->12/2004	2	X20EPR-U9	4125	0,9	IX22B	5375
1500 cc - VN 1500 Mean Streak (VNT50P)	53		01/2001->12/2003	2	X22EPR-U9	4086	0,9	IX22B	5375
1500 cc - VN 1500 Vulcan Nomad	47		01/1998->12/2002	2	X20EPR-U9	4125	0,9	IX22B	5375
1600 cc - VN 1600 Classic (VNT60A)	49		01/2003->12/2007	2	X20EPR-U9	4125	0,9	IX22B	5375
1600 cc - VN 1600 Classic Tourer (VNT60A/T)	49		01/2005->12/2008	2	X20EPR-U9	4125	0,9	IX22B	5375
1600 cc - VN 1600 Mean Streak (VNT60B)	54		01/2003->12/2007	2	X20EPR-U9	4125	0,9	IX22B	5375
1700 cc - VN 1700 Classic (VNT70E)	55		04/2009->	2	FXE22HR11	3442	1,1		
1700 cc - VN 1700 Classic Light Tourer (VNT70C)	55		01/2014->	2	FXE22HR11	3442	1,1		
1700 cc - VN 1700 Classic Tourer (VNT70C)	54		04/2009->	2	FXE22HR11	3442	1,1		
1700 cc - VN 1700 Voyager (VNT70A)	54		04/2009->	2	FXE22HR11	3442	1,1		
1700 cc - VN 1700 Voyager Custom (VNT70A/J)	54		01/2011->	2	FXE22HR11	3442	1,1		
1700 cc - Vulcan 1700 Nomad ABS (VNT70C)	54		01/2015->	2	FXE22HR11	3442	1,1		
1700 cc - Vulcan 1700 Voyager ABS (VNT70A)	54		01/2015->	2	FXE22HR11	3442	1,1		
2000 cc - VN 2000 (VNW00A)	76		01/2003->12/2006	2	VKJ20RZ-M1 1	5633	1,1		
2000 cc - VN 2000 Classic (VNW00H)	69		11/2007->12/2010	2	VKJ20RZ-M1 1	5633	1,1		
<b>KREIDLER</b>									
50 cc - LF	2		01/1981->	1	W20FSR-U	6053	0,6	IWF22	5379
50 cc - LF-F	2		01/1981->	1	W20FSR-U	6053	0,6	IWF22	5379
50 cc - LH	2		01/1981->	1	W20FSR-U	6053	0,6	IWF22	5379
50 cc - MF 12 Flory	1		01/1981->	1	W20FSR-U	6053	0,5	IWF22	5379
50 cc - MF 13 Flory	1		01/1981->	1	W20FSR-U	6053	0,5	IWF22	5379
50 cc - MF 2	1		01/1981->	1	W20FSR-U	6053	0,5	IWF22	5379
50 cc - MF 2 C	1		01/1981->	1	W20FSR-U	6053	0,5	IWF22	5379
50 cc - MF 2 CL	1		01/1981->	1	W20FSR-U	6053	0,5	IWF22	5379
50 cc - MF 2 CLV	1		01/1981->	1	W20FSR-U	6053	0,5	IWF22	5379
50 cc - MF 2 V	1		01/1981->	1	W20FSR-U	6053	0,5	IWF22	5379
50 cc - MF 22	1		01/1981->	1	W20FSR-U	6053	0,5	IWF22	5379
50 cc - MF 22 B	1		01/1981->	1	W20FSR-U	6053	0,5	IWF22	5379
50 cc - MF 22 C Flory	1		01/1981->	1	W20FSR-U	6053	0,5	IWF22	5379
50 cc - MF 22 CB Flory	1		01/1981->	1	W20FSR-U	6053	0,5	IWF22	5379



















	KW			Direct Fit			Upgrade		
									
<b>KREIDLER <i>Continued</i></b>									
50 cc - MF 22 Flory	1		01/1981->	1	W20FSR-U	6053	0,5	IWF22	5379
50 cc - MF 23 C Flory	1		01/1981->	1	W20FSR-U	6053	0,5	IWF22	5379
50 cc - MF 23 CD Flory	1		01/1981->	1	W20FSR-U	6053	0,5	IWF22	5379
50 cc - MF 23 Cross	1		01/1981->	1	W20FSR-U	6053	0,5	IWF22	5379
50 cc - MF 23 Flory	1		01/1981->	1	W20FSR-U	6053	0,5	IWF22	5379
50 cc - MF 24	1		01/1981->	1	W20FSR-U	6053	0,5	IWF22	5379
50 cc - MF 24 B	1		01/1981->	1	W20FSR-U	6053	0,5	IWF22	5379
50 cc - MF 25/1	1		01/1981->	1	W20FSR-U	6053	0,5	IWF22	5379
50 cc - MF 25/2	1		01/1981->	1	W20FSR-U	6053	0,5	IWF22	5379
50 cc - MF 30	1		01/1981->	1	W20FSR-U	6053	0,5	IWF22	5379
50 cc - MF 30 C	1		01/1981->	1	W20FSR-U	6053	0,5	IWF22	5379
50 cc - MF 30 CB	1		01/1981->	1	W20FSR-U	6053	0,5	IWF22	5379
50 cc - MF 32 CL Flory	1		01/1981->	1	W20FSR-U	6053	0,5	IWF22	5379
50 cc - MF 32 Flory	1		01/1981->	1	W20FSR-U	6053	0,5	IWF22	5379
50 cc - Mustang	5		01/1981->	1	W20FSR-U	6053	0,6	IWF22	5379
50 cc - Mustang Mokick	2		01/1981->	1	W20FSR-U	6053	0,6	IWF22	5379
50 cc - RMC	2		01/1981->	1	W22FPR-U	4022	0,7	IWF22	5379
50 cc - RMC-B	2		01/1981->	1	W22FPR-U	4022	0,7	IWF22	5379
50 cc - RMC-BG	2		01/1981->	1	W22FPR-U	4022	0,7	IWF22	5379
50 cc - RMC-S	2		01/1981->	1	W22FPR-U	4022	0,7	IWF22	5379
50 cc - RMC-S/SH	2		01/1981->	1	W22FPR-U	4022	0,7	IWF22	5379
50 cc - RMC-S 5	2		01/1981->	1	W22FPR-U	4022	0,7	IWF22	5379
50 cc - RS-G	5		01/1981->	1	W20FSR-U	6053	0,6	IWF22	5379
50 cc - RS-GS	5		01/1981->	1	W20FSR-U	6053	0,6	IWF22	5379
50 cc - RS-L	5		01/1981->	1	W20FSR-U	6053	0,6	IWF22	5379
80 cc - Florett 80 Chopper	6		01/1981->	1	W24FS-U	4038	0,4	IWF24	5380
80 cc - Florett 80 Economy	6		01/1981->	1	W24FS-U	4038	0,4	IWF24	5380
80 cc - Florett 80 Luxus	6		01/1981->	1	W24FS-U	4038	0,4	IWF24	5380
80 cc - Florett 80 Standard	6		01/1981->	1	W24FS-U	4038	0,4	IWF24	5380
80 cc - Mustang 80	6		01/1981->	1	W24FS-U	4038	0,4	IWF24	5380
125 cc - Dice CR 125	8		01/2016->	1	U24ESR-N	4126	0,7	IU24	5362
125 cc - Dice GS 125	8		01/2016->	1	U24ESR-N	4126	0,7	IU24	5362
125 cc - Dice SM 125	8		01/2016->	1	U24ESR-N	4126	0,7	IU24	5362
<b>KTM</b>									
50 cc - 50 Enduro	5		01/1979->	1	W22FS-U	4025	0,5	IWF22	5379
50 cc - 50 GXE	2		01/1984->	1	W27ES-U	4046	0,5	IW27	5317
50 cc - 50 MS	2		01/1977->12/1978	1	W22FS-U	4025	0,5	IWF22	5379
50 cc - 50 MSS	2		01/1977->12/1978	1	W22FS-U	4025	0,5	IWF22	5379
50 cc - 50 MSS Super	2		01/1978->	1	W22FS-U	4025	0,5	IWF22	5379
50 cc - 50 RLW	5		01/1979->12/1981	1	W22FS-U	4025	0,5	IWF22	5379
50 cc - 50 RSL	5		01/1979->12/1981	1	W22FS-U	4025	0,5	IWF22	5379
50 cc - 50 RST	5		01/1979->12/1981	1	W22FS-U	4025	0,5	IWF22	5379
50 cc - 50 RSW	5		01/1979->12/1981	1	W22FS-U	4025	0,5	IWF22	5379
50 cc - 50 TS	3		01/1984->	1	W27ES-U	4046	0,5	IW27	5317
50 cc - 505 N	1		01/1979->12/1984	1	W20FS-U	3073	0,5	IWF20	5378
50 cc - 505 S	1		01/1979->12/1984	1	W20FS-U	3073	0,5	IWF20	5378
50 cc - Ark 50 AC (BS)	3		01/1998->12/2000	1	W24FS-U	4038	0,6	IWF24	5380
50 cc - Ark 50 K Series	3		01/1998->12/2000	1	W24FS-U	4038	0,6	IWF24	5380
50 cc - Ark 50 LC	2		01/1998->12/2000	1	W24FS-U	4038	0,6	IWF24	5380
50 cc - Bora 25	1		01/1984->	1	W16FS-U	3034	0,5		
50 cc - Chrono	3		01/1995->12/1995	1	W22FSR	4024	0,5	IWF22	5379
50 cc - Chrono 502	3		01/1996->12/1997	1	W22FSR	4024	0,5	IWF22	5379
50 cc - Foxi	1		01/1984->	1	W16FS-U	3034	0,5		
50 cc - Foxi KJ	1		01/1984->	1	W16FS-U	3034	0,5		
50 cc - Foxi KJ 50	1		01/1984->	1	W16FS-U	3034	0,5		
50 cc - Foxi L	1		01/1984->	1	W16FS-U	3034	0,5		
50 cc - Go 50	3		01/1994->12/1998	1	W22FSR	4024	0,5	IWF22	5379
50 cc - Go 50 Edition	3		01/1996->12/1997	1	W22FSR	4024	0,5	IWF22	5379
50 cc - Kross	3		01/1996->12/2000	1	W24FSR	4037	0,6	IWF24	5380
50 cc - Okay	1		01/1984->	1	W16FS-U	3034	0,5		
50 cc - Pony	1		01/1984->	1	W16FS-U	3034	0,5		
50 cc - Pony N	1		01/1984->	1	W16FS-U	3034	0,5		
50 cc - Pony S	1		01/1984->	1	W16FS-U	3034	0,5		
50 cc - Pony SS	1		01/1984->	1	W16FS-U	3034	0,5		
50 cc - SM 25	1		01/1984->	1	W16FS-U	3034	0,5		
80 cc - 80 L Chopper	6		01/1982->12/1987	1	W27FS-U	4052	0,6	IWF27	5381
80 cc - 80 PL	7		01/1983->12/1986	1	W24FS-U	4038	0,6	IWF24	5380











	KW			Direct Fit			Upgrade		
									
<b>KTM Continued</b>									
80 cc - 80 RL	6		01/1982->12/1982	1	W24FS-U	4038	0,6	IWF24	5380
80 cc - 80 RLW	6		01/1981->12/1982	1	W27FS-U	4052	0,6	IWF27	5381
80 cc - 80 RS	6		01/1982->12/1984	1	W24FS-U	4038	0,6	IWF24	5380
80 cc - 80 RSL	6		01/1981->12/1984	1	W27FS-U	4052	0,6	IWF27	5381
80 cc - Bora 80	6		01/1982->12/1984	1	W24FS-U	4038	0,6	IWF24	5380
125 cc - 125 EXE	11		01/2000->12/2001	1	W24FSR	4037	0,6	IWF24	5380
125 cc - 125 LC2	10	Minarelli	01/1996->12/1998	1	W27ESR-U	4045	0,6	IW27	5317
125 cc - 125 Supermoto	11	Minarelli	01/2000->12/2001	1	W27FSR	4054	0,6	IWF27	5381
125 cc - EXC 125	8	Minarelli	01/1993->12/2007	1			0,6	IW27	5317
125 cc - EXC 125	4/8	Minarelli	01/2007->	1			0,6	IWM27	5392
125 cc - Sting 125	10	Minarelli	01/1995->12/2000	1	W27ESR-U	4045	0,6	IW27	5317
125 cc - XC-W 125	11	Minarelli	01/2016->	1			0,6	IWM27	5392
200 cc - EXC 200	5/6/27	Minarelli	01/1998->	1	W27ESR-V	4049	0,6	IW27	5317
250 cc - 250 EGS	11		01/1998->12/1999	1			0,8	IWM24	5391
250 cc - 250 EGS 11LT	11		01/1998->12/1999	1			0,8	IWM24	5391
250 cc - 250 R Freeride	5		01/2014->	1			0,9	IU27A	5366
250 cc - EXC 250	13		01/1998->12/2002	1			0,8	IWM24	5391
250 cc - EXC 250	7/13		01/2002->	1	U27ETR	4155	0,6	IU27A	5366
250 cc - EXC 250	5		08/2011->	1			0,9	IU27A	5366
250 cc - EXC-F 250	7/10		03/2006->05/2015	1	U27ETR	4155	0,6	IU27A	5366
250 cc - Freeride 250 R	5		01/2015->	1			0,9	IU27A	5366
300 cc - EXC 300	6/8		01/2001->	1	W22ESR-U	3098	0,8		
300 cc - EXC-F 300	6		01/2016->	1	W22ESR-U	3098	0,8		
300 cc - EXC-F 300 Six Days	6		01/2016->	1	W22ESR-U	3098	0,8		
400 cc - 400 EGS WP 11LT	30		01/1996->12/1996	1	X24ESR-U	4101	0,6	IX24	5372
400 cc - 400 EGS-E 11LT	31		01/1997->12/1997	1	X24ESR-U	4101	0,6	IX24	5372
400 cc - 400 EGS-E 11LT (EGS)	29		01/1997->12/1997	1	X24ESR-U	4101	0,6	IX24	5372
400 cc - 400 EGS-E 20LT	25		01/1997->12/1997	1	X24ESR-U	4101	0,6	IX24	5372
400 cc - 400 EXC Factory	33	Check Thread size	01/2005->12/2005	1	XU24EPR-U	3312	0,7	IXU24	5309
400 cc - 400 EXC Factory Racing	33	Check Thread size	01/2007->12/2007	1	XU24EPR-U	3312	0,7	IXU24	5309
400 cc - 400 EXC Racing	40		01/2000->12/2002	1	U24ETR	4158	0,7	IU24A	5365
400 cc - 400 EXC Racing	33	Check Thread size	01/2004->12/2007	1	XU24EPR-U	3312	0,7	IXU24	5309
400 cc - 400 EXC Six-Days	33	Check Thread size	01/2003->12/2003	1	XU24EPR-U	3312	0,7	IXU24	5309
400 cc - 400 LC4-E	25		01/2000->12/2001	1	X24ESR-U	4101	0,6	IX24	5372
400 cc - 400 LS-E/ mil	25		01/1999->12/2002	1	X24ESR-U	4101	0,6	IX24	5372
400 cc - 400 LS-E/ mil	25	Check Thread size	01/2002->12/2005	1	XU24EPR-U	3312	0,7	IXU24	5309
400 cc - 400 LSE 11LT	20/31/ 37		01/1997->12/1997	1	X24ESR-U	4101	0,6	IX24	5372
400 cc - 400 Super Competition	18		01/1997->12/1998	1	X24ESR-U	4101	0,6	IX24	5372
400 cc - 400 Super Competition WP	14/20		01/1995->12/1999	1	X24ESR-U	4101	0,6	IX24	5372
400 cc - 400 SX-C	20/31		01/1999->12/1999	1	X24ESR-U	4101	0,6	IX24	5372
400 cc - EXC 400	10	Check Thread size	04/2008->12/2010	1	XU24EPR-U	3312	0,7	IXU24	5309
450 cc - 450 EXC Racing	35		01/2003->12/2007	1	XU24EPR-U	3312	0,7	IXU24	5309
450 cc - 450 SX	39		01/2006->12/2006	1	XU24EPR-U	3312	0,7	IXU24	5309
600 cc - 600 LC4	20/36		01/1987->12/1993	1	X24ESR-U	4101	0,7	IX24	5372
600 cc - 600 LC4 Competition	20		01/1991->12/1992	1	X24ESR-U	4101	0,7	IX24	5372
600 cc - 600 LC4 Incas	20/33		01/1989->12/1990	1	X24ESR-U	4101	0,7	IX24	5372
600 cc - 600 Rally	20/36		01/1989->12/1989	1	X24ESR-U	4101	0,7	IX24	5372
620 cc - 620 Duke	37		01/1996->12/1997	1	X24ESR-U	4101	0,6	IX24	5372
620 cc - 620 EGS 11LT	37		01/1997->12/1997	1	X24ESR-U	4101	0,6	IX24	5372
620 cc - 620 EGS 20LT	37		01/1997->12/1997	1	X24ESR-U	4101	0,6	IX24	5372
620 cc - 620 EGS WP	20		01/1996->12/1996	1	X24ESR-U	4101	0,6	IX24	5372
620 cc - 620 EGS WP 20LT	37		01/1994->12/1996	1	X24ESR-U	4101	0,6	IX24	5372
620 cc - 620 EGS-E 11LT	35/37		01/1997->12/1997	1	X24ESR-U	4101	0,6	IX24	5372
620 cc - 620 EGS-E Adventure	20/37		01/1997->12/1997	1	X24ESR-U	4101	0,6	IX24	5372
620 cc - 620 E-XC Dakar	20		01/1995->12/1995	1	X24ESR-U	4101	0,6	IX24	5372
620 cc - 620 LC4 Competition	37		01/1998->12/1999	1	X24ESR-U	4101	0,6	IX24	5372
620 cc - 620 LC4 Six Days WP 11LT	37		01/1996->12/1996	1	X24ESR-U	4101	0,6	IX24	5372
620 cc - 620 LC4 Super Competition WP	20		01/1994->12/1995	1	X24ESR-U	4101	0,6	IX24	5372
620 cc - 620 LSE	20/23/ 37		01/1997->12/1997	1	X24ESR-U	4101	0,6	IX24	5372
620 cc - 620 Super-Competition WP	20		01/1996->12/1996	1	X24ESR-U	4101	0,6	IX24	5372
625 cc - SC 625 LC4	21		01/2002->12/2006	1	X24EPR-U9	4096	0,9	IX24B	5376
625 cc - SXC 625	24		01/2003->12/2006	1	X24EPR-U9	4096	0,9	IX24B	5376
640 cc - 640 Duke II	40		01/1999->12/2002	1	X24ESR-U	4101	0,6	IX24	5372
640 cc - 640 Duke II	40		01/2002->12/2006	1	X24EPR-U9	4096	0,9	IX24B	5376
640 cc - 640 Duke-E	37		01/1997->12/1998	1	X24ESR-U	4101	0,6	IX24	5372
640 cc - 640 LC4 Adventure	25/40		01/2005->12/2007	1	XU24EPR-U	3312	0,7	IXU24	5309

	KW			Direct Fit			Upgrade		
									
<b>KTM</b> <i>Continued</i>									
640 cc - 640 LC4 Adventure R	25/37		01/1998->12/2002	1	X24ESR-U	4101	0,6	IX24	5372
640 cc - 640 LC4 Adventure R	25/37		01/2002->12/2004	1	X24EPR-U9	4096	0,9	IX24B	5376
640 cc - 640 LC4 Enduro	37		01/1998->12/2002	1	X24ESR-U	4101	0,6	IX24	5372
640 cc - 640 LC4 Enduro	37		01/2002->12/2006	1	X24EPR-U9	4096	0,9	IX24B	5376
640 cc - 640 LC4 Supermoto	25/37		01/1999->12/2002	1	X24ESR-U	4101	0,6	IX24	5372
640 cc - 640 LC4 Supermoto	25/37		01/2002->12/2004	1	X24EPR-U9	4096	0,9	IX24B	5376
640 cc - 640 LC4 Supermoto	25/40		01/2005->12/2007	1	XU24EPR-U	3312	0,7	IXU24	5309
640 cc - 640 LC4 Supermoto Prestige	25/37		01/2000->12/2002	1	X24ESR-U	4101	0,6	IX24	5372
640 cc - 640 LC4 Supermoto Prestige	25/37		01/2002->12/2004	1	X24EPR-U9	4096	0,9	IX24B	5376
640 cc - 640 LC4 Supermoto Prestige	25/40		01/2005->12/2007	1	XU24EPR-U	3312	0,7	IXU24	5309
640 cc - 640 LC4-E	37		01/2000->12/2002	1	X24EPR-U9	4096	0,9	IX24B	5376
660 cc - 660 SMC	44		01/2003->12/2006	1	XU24EPR-U	3312	0,7	IXU24	5309
660 cc - 660 SMC (4T-SC)	21/24		01/2003->12/2006	1	XU24EPR-U	3312	0,7	IXU24	5309
950 cc - 950 Adventure (LC8)	25/72		01/2002->12/2008	2	U24ETR	4158	0,7	IU24A	5365
950 cc - 950 Adventure S (LC8)	25/72		01/2003->12/2006	2	U24ETR	4158	0,7	IU24A	5365
950 cc - 950 Super Enduro R (LC8SE)	25/72		01/2006->12/2008	2	U24ETR	4158	0,7	IU24A	5365
950 cc - 950 Supermoto (LC8 SM)	25		01/2005->12/2007	2	U24ETR	4158	0,7	IU24A	5365
950 cc - 950 Supermoto (LC8SM)	72		01/2005->12/2007	2	U24ETR	4158	0,7	IU24A	5365
950 cc - 950 Supermoto R	72		01/2007->12/2008	2	U24ETR	4158	0,7	IU24A	5365
990 cc - 990 Adventure ABS (LC8)	72		01/2006->12/2008	2	XU24EPR-U	3312	0,7	IXU24	5309
990 cc - 990 Adventure S	72		01/2006->12/2008	2	XU24EPR-U	3312	0,7	IXU24	5309
990 cc - 990 Super Duke (LC8)	88		01/2005->12/2006	2	XU24EPR-U	3312	0,7	IXU24	5309
990 cc - 990 Super Duke (LC8)	88/92/ 97		01/2007->12/2012	2			0,9	IXU24	5309
990 cc - 990 Super Duke R (LC8)	88		01/2007->12/2007	2			0,9	IXU24	5309
990 cc - 990 Supermoto (LC8 SM)	72		01/2008->12/2009	2			0,9	IXU24	5309
990 cc - 990 Supermoto (LC8SM)	85		01/2008->12/2009	2			0,9	IXU24	5309
990 cc - 990 Supermoto R	85		01/2009->12/2013	2			0,9	IXU24	5309
990 cc - 990 Supermoto T (LC8SM)	85		01/2009->12/2010	2			0,9	IXU24	5309
<b>KYMCO</b>									
50 cc - Agility 50/MMC 4-T (CK50QT-5)	2		01/2005->12/2009	1	U22FSR-U	4008	0,7	IUF22	5383
50 cc - Agility 50 Basic 4-T (CK50QT-5)	2		01/2005->12/2010	2	U22FSR-U	4008	0,7	IUF22	5383
50 cc - Agility 50 Carry	2		04/2011->12/2013	1	U22FSR-U	4008	0,7	IUF22	5383
50 cc - Agility 50 City (CK50QT-5)	2		01/2008->12/2013	1	U22FSR-U	4008	0,7	IUF22	5383
50 cc - Agility 50 One (CK50QT-5)	2		06/2008->12/2009	1	U22FSR-U	4008	0,7	IUF22	5383
50 cc - Cobra Cross 50 (SF10)	4		01/1997->12/2000	1	W24FR-L	4154	0,6	IWF24	5380
50 cc - Cobra Racer 50 (SF10)	4		01/1997->12/2000	1	W24FR-L	4154	0,6	IWF24	5380
50 cc - Dink 50 LC (S8)	3		01/1999->12/2006	1	W24FR-L	4154	0,6	IWF24	5380
50 cc - DJ 50 (GR1)	3		01/1996->12/2002	1	W24FR-L	4154	0,6	IWF24	5380
50 cc - DJ 50 Refined	3		01/2004->12/2005	1	W24FR-L	4154	0,6	IWF24	5380
50 cc - Fever ZX 50 (KCA)	2		01/1995->12/1999	1	W24FR-L	4154	0,6	IWF24	5380
50 cc - Filly 50 (SD10)	2		01/1998->	1	U22FSR-U	4008	0,6	IUF22	5383
50 cc - Heroism 50 (KCZ)	2/3		01/1995->12/1999	1	W24FR-L	4154	0,6	IWF24	5380
50 cc - Like 50 2T (KE10AA)	3		01/2009->	1	W24FR-L	4154	0,6	IWF24	5380
50 cc - Like 50 4T (KG10AA)	2		05/2009->	1	U22FSR-U	4008	0,6	IUF22	5383
50 cc - Like 50 LX 2T	3		01/2014->	1	W24FR-L	4154	0,6	IWF24	5380
50 cc - Nexxon 50 (CK50Q-B)	2		01/2007->12/2009	1	U22FSR-U	4008	0,6	IUF22	5383
50 cc - People 50 (B1)	3		01/2000->12/2006	1	W24FPR	4188	0,6	IWF24	5380
50 cc - People S 50 4T (B9)	3		01/2006->	1	U22FSR-U	4008	0,7	IUF22	5383
50 cc - People S 50 4T Elegance	3		01/2014->	1	U22FSR-U	4008	0,7	IUF22	5383
50 cc - Scout 50	2		01/1994->	1	W24FR-L	4154	0,6	IWF24	5380
50 cc - Sento 50 (U8)	3		05/2009->12/2013	1	U22FSR-U	4008	0,7	IUF22	5383
50 cc - Spacer 50	3		01/1998->12/2000	1	W24FR-L	4154	0,6	IWF24	5380
50 cc - Super 8 / 50 2T (KF10AA)	3		04/2009->	1	W24FR-L	4154	0,7	IWF24	5380
50 cc - Super 8 / 50 4T (CK50)	2		01/2007->12/2013	1	U22FSR-U	4008	0,7	IUF22	5383
50 cc - SUPER 9 AC 50 (S1)	3		01/2001->12/2011	1	W24FR-L	4154	0,6	IWF24	5380
50 cc - SUPER 9 AC Sports (S1)	3		01/2006->12/2013	1	W24FR-L	4154	0,6	IWF24	5380
50 cc - SUPER 9 LC 50 (S1)	2/3		01/2001->12/2009	1	W24FR-L	4154	0,6	IWF24	5380
50 cc - Top Boy Cross 50 (SF)	3		01/2000->12/2006	1	W24FR-L	4154	0,6	IWF24	5380
50 cc - Top Boy Racer 50 (SF)	3		01/2000->12/2003	1	W24FR-L	4154	0,6	IWF24	5380
50 cc - Vitality 50 2T (U3/SF10FA)	2/3		01/2005->12/2009	1	W24FR-L	4154	0,7	IWF24	5380
50 cc - Vitality 50 4T (U3/SG10AA)	2/3		01/2005->12/2009	1	U22FSR-U	4008	0,7	IUF22	5383
50 cc - Vitality 50 Cross 2T (U3/SF10FA)	2/3		01/2007->12/2009	1	W24FR-L	4154	0,6	IWF24	5380
50 cc - Vitality 50 Sport 2-T (U3/SF10FA)	2/3		01/2006->12/2009	1	W24FR-L	4154	0,6	IWF24	5380
50 cc - YAGER 50 (SH10)	3		01/1998->12/2007	1	W24FR-L	4154	0,6	IWF24	5380
50 cc - YAGER GT 50 (U5)	3		01/2007->	1	W24FR-L	4154	0,6	IWF24	5380
50 cc - YUP 50 (S6)	3		01/2001->12/2010	1	W24FR-L	4154	0,6	IWF24	5380
100 cc - Cobra Racer 100 (SF20)	7		01/1998->12/2000	1	W24FR-L	4154	0,6	IWF24	5380









	KW			Direct Fit			Upgrade		
									
<b>KYMCO</b> <i>Continued</i>									
100 cc - Top Boy Racer 100	7		01/2001->12/2003	1	W24FR-L	4154	0,6	IWF24	5380
125 cc - Agility 125	7		01/2006->12/2013	1	U22FSR-U	4008	0,7	IUF22	5383
125 cc - Agility City 125	7		06/2008->	1	U22FSR-U	4008	0,7	IUF22	5383
125 cc - Agility One 125	7		06/2008->12/2009	1	U22FSR-U	4008	0,7	IUF22	5383
125 cc - Dink 125 (S4)	8		01/2000->12/2006	1	X22EPR-U9	4086	0,9	IX22B	5375
125 cc - Downtown 125 i (V2)	11		04/2009->12/2011	1	U22ESR-N	4174	0,7	IU22	5361
125 cc - Downtown 125 i ABS (V2)	11		01/2011->	1	U22ESR-N	4174	0,7	IU22	5361
125 cc - Grand Dink 125 (S4)	8		01/2000->12/2011	1	X22EPR-U9	4086	0,9	IX22B	5375
125 cc - Grand Dink 125 S (S4)	9		07/2008->12/2013	1	X22EPR-U9	4086	0,9	IX22B	5375
125 cc - Grand Dink 125i	9		01/2012->	1	X22EPR-U9	4086	0,9	IX22B	5375
125 cc - Heroism 125 (KAF)	7		01/1995->12/2000	1	U22FSR-U	4008	0,6	IUF22	5383
125 cc - Hipster 125 4V (R1)	9		01/2001->12/2005	1	U24ESR-N	4126	0,7	IU24	5362
125 cc - Like 125 (KN25AA)	7		05/2009->	1	U22FSR-U	4008	0,6	IUF22	5383
125 cc - Movie 125 XL (S5)	7		01/2001->12/2008	1	U22FSR-U	4008	0,6	IUF22	5383
125 cc - People GT 125i (V4)	11		06/2010->	1	U22FSR-U	4008	0,6	IUF22	5383
125 cc - People S 125 (D1)	8		01/2006->12/2013	1	U22FSR-U	4008	0,7	IUF22	5383
125 cc - Pulsar 125 (M2)	8		01/2001->12/2004	1	X24ESR-U	4101	0,7	IX24	5372
125 cc - Quannon 125 (R3)	10		01/2007->12/2013	1	U24ESR-N	4126	0,7	IU24	5362
125 cc - Quannon 125 Naked (R3)	10		04/2009->12/2013	1	U24ESR-N	4126	0,7	IU24	5362
125 cc - Spacer 125 (SH-25)	8		01/1997->12/2000	1	X22EPR-U9	4086	0,9	IX22B	5375
125 cc - Stryker 125 Offroad (S3)	8		01/2000->12/2007	1	X24ESR-U	4101	0,7	IX24	5372
125 cc - Stryker 125 Onroad (S3)	8		01/2000->12/2003	1	X24ESR-U	4101	0,7	IX24	5372
125 cc - Super 8 / 125 4T	6		01/2007->12/2013	1	U22FSR-U	4008	0,7	IUF22	5383
125 cc - YAGER 125 (SH)	8		01/2001->12/2006	1	X22EPR-U9	4086	0,9	IX22B	5375
125 cc - YAGER GT 125 (T9)	9		01/2007->	1	X22EPR-U9	4086	0,9	IX22B	5375
125 cc - Zing 125	8		01/1997->12/2006	1	X24ESR-U	4101	0,7	IX24	5372
125 cc - Zing II 125	9		12/2007->	1	U24ESR-N	4126	0,7	IU24	5362
150 cc - Heroism 150 (KBF)	8		01/1995->12/2000	1	U22FSR-U	4008	0,6	IUF22	5383
200 cc - Like 200i	8		09/2001->12/2013	1	U22FSR-U	4008	0,6	IUF22	5383
200 cc - People S 200i (D1)	8		01/2007->12/2013	1	U22FSR-U	4008	0,7	IUF22	5383
200 cc - YAGER GT 200i (T9)	11		01/2007->	1	X20EPR-U9	4125	0,9	IX22B	5375
250 cc - Dink 250 (S7)	15		01/1999->12/2004	1	X22EPR-U9	4086	0,9	IX22B	5375
250 cc - People S 250 i (B5)	16		01/2007->12/2008	1	X20EPR-U9	4125	0,9	IX22B	5375
250 cc - Venox 250 (R2)	20		01/2001->12/2004	1	X22EPR-U9	4086	0,9	IX22B	5375
250 cc - Xciting 250 (T7)	15		01/2005->12/2006	1	X22EPR-U9	4086	0,9	IX22B	5375
250 cc - Xciting 250 i (T7)	16		01/2007->12/2008	1	X20EPR-U9	4125	0,9	IX22B	5375
300 cc - Downtown 300i (V2)	22		04/2009->12/2011	1	U22ESR-N	4174	0,7	IU22	5361
300 cc - Downtown 300i ABS (V2)	22		01/2011->	1	U22ESR-N	4174	0,7	IU22	5361
300 cc - People GT 300i (V4)	21		06/2010->12/2013	1	U22ESR-N	4174	0,7	IU22	5361
300 cc - People GT 300i ABS	21		01/2014->	1	U22ESR-N	4174	0,7	IU22	5361
300 cc - Xciting 300i R (T7)	17		01/2009->12/2010	1	X20EPR-U9	4125	0,9	IX22B	5375
500 cc - Xciting 500 i (T7)	28		01/2007->12/2009	1	U22ESR-N	4174	0,7	IU22	5361
500 cc - Xciting 500i ABS (T7)	28		06/2010->12/2013	1	U22ESR-N	4174	0,7	IU22	5361
500 cc - Xciting 500i R (T7)	28		11/2004->12/2006	1	U22ESR-N	4174	0,7	IU22	5361
<b>LAVERDA</b>									
600 cc - OR 600 Atlas	37		01/1987->	2	XU27EPR-U	3313	0,6	IXU27	5337
650 cc - 650 Formula	47		01/1995->12/1996	2	XU27EPR-U	3313	0,6	IXU27	5337
650 cc - 650 Ghost	47		01/1996->12/1997	2	XU27EPR-U	3313	0,6	IXU27	5337
650 cc - 650 Legend	47		01/1997->12/1997	2	XU27EPR-U	3313	0,6	IXU27	5337
650 cc - 650 Sport	47		01/1995->12/1996	2	XU27EPR-U	3313	0,6	IXU27	5337
650 cc - 650 Strike	47		01/1997->12/1997	2	XU27EPR-U	3313	0,6	IXU27	5337
668 cc - 668	47		01/1996->12/1997	2	XU27EPR-U	3313	0,6	IXU27	5337
668 cc - Ghost 668	47		01/1998->12/1999	2	XU27EPR-U	3313	0,6	IXU27	5337
668 cc - Ghost 668 Strike	47		01/1998->12/1999	2	XU27EPR-U	3313	0,6	IXU27	5337
750 cc - 750 Black Strike	68		01/2000->12/2000	2	XU27EPR-U	3313	0,6	IXU27	5337
750 cc - 750 Formula	68		01/1998->12/1999	2	XU27EPR-U	3313	0,6	IXU27	5337
750 cc - 750 S	56		01/1998->12/1999	2	XU27EPR-U	3313	0,6	IXU27	5337
750 cc - 750 S Formula	70		01/2000->12/2001	2	XU27EPR-U	3313	0,6	IXU27	5337
750 cc - 750 S Full Fairing	56		01/1998->12/1999	2	XU27EPR-U	3313	0,6	IXU27	5337
750 cc - 750 Sport	60		01/2000->12/2001	2	XU27EPR-U	3313	0,6	IXU27	5337
750 cc - 750 Strike	68		01/2000->12/2001	2	XU27EPR-U	3313	0,6	IXU27	5337
750 cc - 750 Super Sport	68		01/2000->12/2000	2	XU27EPR-U	3313	0,6	IXU27	5337
750 cc - Ghost 750 Strike	56		01/1998->12/1999	2	XU27EPR-U	3313	0,6	IXU27	5337
1000 cc - 1000 RGS	61		01/1990->	3	W27ESR-U	4045	0,6	IW27	5317
1000 cc - 1000 RGS Jota	61		01/1990->	3	W27ESR-U	4045	0,6	IW27	5317
1000 cc - 1000 SFC	69		01/1987->	3	W27ESR-U	4045	0,6	IW27	5317
1000 cc - 1000 SFC Classic	69		01/1987->	3	W27ESR-U	4045	0,6	IW27	5317









	KW			Direct Fit			Upgrade	
								
<b>MAICO</b>								
250 cc - MD 250	20		01/1981->	1	W27ESR-U	4045	0,5	IW27 5317
250 cc - MD 250 WK	20		01/1981->	1	W27ESR-U	4045	0,5	IW27 5317
<b>MALAGUTI</b>								
50 cc - Centro SL 50	2		01/1999->12/2011	1	W24FSR	4037	0,5	IWF24 5380
50 cc - Ciak 50 (52)	2	Minarelli	01/2000->12/2004	1	W24FSR	4037	0,5	IWF24 5380
50 cc - F 10 Jetline AC	3		01/1999->12/2002	1	W22FSR	4024	0,5	IWF22 5379
50 cc - F 10 Jetline AC Fast Time	3		01/2001->12/2004	1	W22FSR	4024	0,5	IWF22 5379
50 cc - F 10 Jetline AC WAP	3		01/2001->12/2007	1	W22FSR	4024	0,5	IWF22 5379
50 cc - F 15 Firefox AC	2		01/2005->12/2008	1	W24FPR	4188	0,7	IWF24 5380
50 cc - F 15 Firefox AC (44)	3		01/1997->12/1999	1	W24FPR	4188	0,7	IWF24 5380
50 cc - F 15 Firefox LC DD DIGIT	3		01/2001->12/2008	1	W24FPR	4188	0,7	IWF24 5380
50 cc - Phantom F 12 AC 50 (46)	3		01/1999->12/2011	1	W22FSR	4024	0,5	IWF22 5379
50 cc - Phantom F 12 AC Fast Time	3		01/2002->12/2003	1	W22FSR	4024	0,5	IWF22 5379
50 cc - Phantom F 12 LC DD Digit	3		01/2002->12/2008	1	W24FSR	4037	0,5	IWF24 5380
125 cc - Ciak 125	7		01/2001->12/2008	1	U22FSR-U	4008	0,7	IUF22 5383
125 cc - Ciak 125 (59)	8		01/2001->12/2004	1	U22FSR-U	4008	0,7	IUF22 5383
125 cc - Madison 125 (53)	9		01/1999->12/2006	1	U24ESR-N	4126	0,6	IU24 5362
250 cc - Madison 250	14		01/1999->12/2002	1	X24ESR-U	4101	0,7	IX24 5372
400 cc - Madison 400 (61)	23		01/2002->12/2006	1	U27ESR-N	4131	0,7	IU27 5363
500 cc - Spydermax GT 500	30		09/2006->12/2011	1	U22ETR	4201	0,6	IU22 5361
<b>MBK</b>								
50 cc - Booster 50	3		01/1992->12/1998	1	W22FSR	4024	0,5	IWF22 5379
50 cc - Booster 50 (CW)	2		01/1992->12/1994	1	W22FSR	4024	0,5	IWF22 5379
50 cc - Booster 50 NG	3		01/1995->12/2006	1	W24FSR	4037	0,6	IWF24 5380
50 cc - Booster 50 Road	3		01/1995->12/1995	1	W22FSR	4024	0,5	IWF22 5379
50 cc - Booster 50 Rocket (4VA)	3		01/1995->12/1999	1	W24FSR	4037	0,6	IWF24 5380
50 cc - Booster 50 Track (4VA)	3		01/1997->12/1999	1	W24FSR	4037	0,6	IWF24 5380
50 cc - Evolis 50 (4FWM)	3		01/1992->12/1998	1	W22FSR	4024	0,7	IWF22 5379
50 cc - Fizz 50	3		01/1995->12/1998	1	W22FSR	4024	0,5	IWF22 5379
50 cc - Flipper 50	3		12/1999->12/2006	1	W24FSR	4037	0,6	IWF24 5380
50 cc - Forte 50	1/3		01/1995->12/1998	1	W22FSR	4024	0,5	IWF22 5379
50 cc - Nitro 50	2/3	Liquid cooled	01/2000->	1	W24FSR	4037	0,6	IWF24 5380
50 cc - Nitro 50 F1	3	Liquid cooled	01/2000->12/2000	1	W24FSR	4037	0,6	IWF24 5380
50 cc - Nitro 50 Naked	2	Liquid cooled	01/2013->	1	W24FSR	4037	0,6	IWF24 5380
50 cc - Ovetto 50	2/3	Liquid cooled	01/1998->	1	W22FSR	4024	0,6	IWF22 5379
50 cc - Stunt 50 (SA09)	4	Liquid cooled	01/2000->12/2006	1	W24FSR	4037	0,5	IWF24 5380
80 cc - Evolis 80 (4MU)	5		01/1994->12/1999	1	W22FSR	4024	0,7	IWF22 5379
125 cc - Doodo 125 (SE04)	9		01/2001->12/2006	1	U24ESR-N	4126	0,7	IU24 5362
125 cc - Flame 125	6/7		01/1998->12/2006	1	U22ESR-N	4174	0,6	IU22 5361
125 cc - Flame 125 R	7		01/2000->12/2000	1	U22ESR-N	4174	0,6	IU22 5361
125 cc - Skycruiser 125 ABS (SE68)	10		01/2013->	1	U24ESR-N	4126	0,8	IU24 5362
125 cc - Skycruiser 125 Sport	10		01/2013->	1	U24ESR-N	4126	0,8	IU24 5362
125 cc - Skyliner 125	8		01/1999->12/2006	1	X24ESR-U	4101	0,7	IX24 5372
<b>MOTO GUZZI</b>								
125 cc - 125 Turismo	8		01/1974->12/1981	1	W24ESR-U	4033	0,5	IW24 5316
250 cc - 250 TS	24		01/1973->12/1982	2	W24ESR-U	4033	0,5	IW24 5316
350 cc - V 35	20/21		01/1977->12/1979	2	W22ESR-U	3098	0,6	
350 cc - V 35	26		01/1977->12/1979	2	W24EPR-U	4136	0,6	IW24 5316
350 cc - V 35 C	21		01/1982->12/1987	2	W22ESR-U	3098	0,6	
350 cc - V 35 Florida	26		01/1986->12/1992	2	W24EPR-U	4136	0,6	IW24 5316
350 cc - V 35 II	20/21		01/1980->12/1986	2	W22ESR-U	3098	0,6	
350 cc - V 35 II	26		01/1980->12/1986	2	W24EPR-U	4136	0,6	IW24 5316
350 cc - V 35 III	20/21		01/1984->12/1987	2	W22ESR-U	3098	0,6	
350 cc - V 35 III	26		01/1984->12/1987	2	W24EPR-U	4136	0,6	IW24 5316
350 cc - V 35 Imola	20		01/1979->12/1984	2	W22ESR-U	3098	0,6	
350 cc - V 35 Imola	26		01/1979->12/1984	2	W24EPR-U	4136	0,6	IW24 5316
350 cc - V 35 Imola II	20		01/1984->12/1987	2	W22ESR-U	3098	0,6	
350 cc - V 35 Imola II	26		01/1984->12/1987	2	W24EPR-U	4136	0,6	IW24 5316
350 cc - V 35 Nevada	21		01/1992->12/1994	2	W22ESR-U	3098	0,6	
350 cc - V 35 Nevada Club	21		01/1992->12/2001	2	W22ESR-U	3098	0,6	
350 cc - V 35 NTX	26		01/1987->12/1991	2	W24EPR-U	4136	0,6	IW24 5316
350 cc - V 35 Trentacinque GT	26		01/1988->12/1992	2	W24EPR-U	4136	0,6	IW24 5316
350 cc - V 35 TT	33		01/1984->12/1987	2	W24EPR-U	4136	0,6	IW24 5316
650 cc - V 65	37		01/1982->12/1987	2	W24ES-U	4030	0,6	IW24 5316
650 cc - V 65 Florida	20/35		01/1986->12/1994	2	W24ES-U	4030	0,6	IW24 5316
650 cc - V 65 GT Sessantacinque	37		01/1988->12/1995	2	W24ES-U	4030	0,6	IW24 5316
650 cc - V 65 Lario	43		01/1984->12/1988	2	W24ES-U	4030	0,6	IW24 5316











	KW			Direct Fit			Upgrade	
								
<b>MOTO GUZZI</b> <i>Continued</i>								
650 cc - V 65 NTX 650	33		01/1987->12/1988	2	W24ES-U	4030	0,6	IW24 5316
650 cc - V 65 SP	37		01/1983->12/1987	2	W24ES-U	4030	0,6	IW24 5316
650 cc - V 65 TT	33		01/1984->12/1988	2	W24ES-U	4030	0,6	IW24 5316
750 cc - Brevia 750	25/36		01/2003->12/2009	2	W24ESR-U	4033	0,6	IW24 5316
750 cc - Nevada 750	34		01/1991->12/1993	2	W24ESR-U	4033	0,6	IW24 5316
750 cc - Nevada 750 Anniversario	36		01/2011->12/2013	2	W24ESR-U	4033	0,6	IW24 5316
750 cc - Nevada 750 Aquila Nera	36		01/2010->	2	W24ESR-U	4033	0,6	IW24 5316
750 cc - Nevada 750 Base (LK)	34		01/2000->12/2003	2	W24ESR-U	4033	0,6	IW24 5316
750 cc - Nevada 750 Classic	25/35		01/2012->	2	U24EPR9	4233	0,9	IU24A 5365
750 cc - Nevada 750 Classic i.e.	25/36		01/2004->12/2011	2	W24ESR-U	4033	0,6	IW24 5316
750 cc - Nevada 750 Club (LK)	34		01/2000->12/2003	2	W24ESR-U	4033	0,6	IW24 5316
750 cc - Nevada 750 Touring (LM)	36		01/2006->12/2013	2	W24ESR-U	4033	0,6	IW24 5316
750 cc - V 75	48		01/1986->12/1987	2	W24ESR-U	4033	0,6	IW24 5316
750 cc - V 75 NTX	38		01/1986->12/1989	2	W24ESR-U	4033	0,6	IW24 5316
750 cc - V 75 NTX C	37		01/1989->12/1995	2	W24ESR-U	4033	0,6	IW24 5316
750 cc - V 75 Paris-Dakar	46		01/1986->12/1986	2	W24ESR-U	4033	0,6	IW24 5316
750 cc - V 75 SP	34		01/1990->12/1993	2	W24ESR-U	4033	0,6	IW24 5316
750 cc - V 75 Strada	35		01/1994->12/1995	2	W24ESR-U	4033	0,6	IW24 5316
750 cc - V 75 Targa	34		01/1989->12/1993	2	W24ESR-U	4033	0,6	IW24 5316
750 cc - V7 Cafe	25		01/2008->12/2014	2	W24ESR-U	4033	0,6	IW24 5316
750 cc - V7 Café Classic (LW)	36		01/2009->12/2013	2	W24ESR-U	4033	0,6	IW24 5316
750 cc - V7 Classic	25		01/2008->12/2014	2	W24ESR-U	4033	0,6	IW24 5316
750 cc - V7 Classic (LW)	36		01/2008->12/2013	2	W24ESR-U	4033	0,6	IW24 5316
750 cc - V7 II Special	35		10/2016->	2	U24EPR9	4233	0,9	IU24A 5365
750 cc - V7 II Stone	35		10/2016->	2	U24EPR9	4233	0,9	IU24A 5365
750 cc - V7 Racer	25/36		01/2010->	2	W24ESR-U	4033	0,6	IW24 5316
750 cc - V7 Racer	37		04/2012->	2	U24EPR9	4233	0,9	IU24A 5365
750 cc - V7 Record	25		01/2010->12/2014	2	W24ESR-U	4033	0,6	IW24 5316
750 cc - V7 Spezial	25/37		04/2012->	2	U24EPR9	4233	0,9	IU24A 5365
750 cc - V7 Stone	25/37		04/2012->	2	U24EPR9	4233	0,9	IU24A 5365
850 cc - Brevia 850	54		06/2006->12/2011	2	W20EPR-U	3047	0,6	IW20 5306
850 cc - California T3	43		01/1975->12/1979	2	W20EPR-U	3047	0,6	IW20 5306
850 cc - Griso 850	56		01/2006->12/2009	2	W20EPR-U	3047	0,6	IW20 5306
850 cc - Le Mans 850	52		01/1976->12/1978	2	W22EPR-U	3088	0,6	IW22 5307
850 cc - Le Mans II 850	52		01/1978->12/1980	2	W22EPR-U	3088	0,6	IW22 5307
850 cc - Le Mans III 850	56		01/1981->12/1984	2	W22EPR-U	3088	0,6	IW22 5307
850 cc - Norge 850	53		01/2007->12/2011	2	W20EPR-U	3047	0,6	IW20 5306
850 cc - V 850 T3	43		01/1975->12/1979	2	W20EPR-U	3047	0,6	IW20 5306
850 cc - V 850 T4	43		01/1980->12/1983	2	W20EPR-U	3047	0,6	IW20 5306
850 cc - V 850 T5	49		01/1983->12/1985	2	W22EPR-U	3088	0,6	IW22 5307
850 cc - V 850 T5 NT	49		01/1984->12/1987	2	W22EPR-U	3088	0,6	IW22 5307
850 cc - V 850 T5 PA NC	49		01/1988->	2	W22EPR-U	3088	0,6	IW22 5307
850 cc - V 9 Bobber (LH)	40		01/2016->	2	W20EPR-U	3047	0,6	IW20 5306
850 cc - V 9 Roamer (LH)	40		01/2016->	2	W20EPR-U	3047	0,6	IW20 5306
940 cc - Bellagio 940 (LY)	55	Twin Spark	06/2007->12/2009	2			0,9	IU24 5362
940 cc - Bellagio 940 (LY)	55	Twin Spark	06/2007->12/2009	2	K20PR-U	3145	0,6	IK20 5304
940 cc - Bellagio 940 Aquila Nera (LY)	55	Twin Spark	02/2010->12/2013	2			0,9	IU24 5362
940 cc - Bellagio 940 Aquila Nera (LY)	55	Twin Spark	02/2010->12/2013	2	K20PR-U	3145	0,6	IK20 5304
940 cc - Bellagio 940 Black Eagle	55	Twin Spark	01/2014->	2			0,9	IU24 5362
940 cc - Bellagio 940 Black Eagle	55	Twin Spark	01/2014->	2	K20PR-U	3145	0,6	IK20 5304
940 cc - Bellagio 940 Deluxe (LY)	55	Twin Spark	01/2009->12/2013	2			0,9	IU24 5362
940 cc - Bellagio 940 Deluxe (LY)	55	Twin Spark	01/2009->12/2013	2	K20PR-U	3145	0,6	IK20 5304
950 cc - California III	49		01/1987->12/1989	2	W22EPR-U	3088	0,6	IW22 5307
950 cc - California III Classic	49		01/1991->12/1994	2	W22EPR-U	3088	0,6	IW22 5307
950 cc - California III Iniezione	49		01/1988->12/1994	2	W22EPR-U	3088	0,6	IW22 5307
950 cc - Le Mans CX 100	60		01/1979->12/1980	2	W22EPR-U	3088	0,6	IW22 5307
950 cc - Quota i.e. (KB)	52		01/1992->12/1997	2	W22EPR-U	3088	0,6	IW22 5307
1000 cc - Daytona i.e.	68		01/1991->12/1995	2	X27ESR-U	4116	0,7	IX27 5373
1000 cc - Daytona RS (KL)	74		01/1996->12/1999	2	X27ESR-U	4116	0,7	IX27 5373
1000 cc - Le Mans 1000	60		01/1984->12/1988	2	W22EPR-U	3088	0,6	IW22 5307
1000 cc - Le Mans CI 1000	60		01/1988->12/1993	2	W22EPR-U	3088	0,6	IW22 5307
1000 cc - Le Mans SE 1000	60		01/1985->12/1988	2	W22EPR-U	3088	0,6	IW22 5307
1000 cc - V 10 Centauro (KK)	70		01/1996->12/2000	2	X27ESR-U	4116	0,7	IX27 5373
1000 cc - V 10 Centauro GT (KK)	70		01/1998->12/2001	2	X27ESR-U	4116	0,7	IX27 5373
1000 cc - V 10 Centauro Sport (KK)	70		01/1998->12/2001	2	X27ESR-U	4116	0,7	IX27 5373
1000 cc - V 1000 Convert	45		01/1975->12/1982	2	W20EPR-U	3047	0,6	IW20 5306
1000 cc - V 1000 G5	45		01/1978->12/1985	2	W20EPR-U	3047	0,6	IW20 5306



















	KW			Direct Fit			Upgrade		
									
<b>MOTO GUZZI</b> <i>Continued</i>									
1000 cc - V 1000 Mille GT	50		01/1987->12/1993	2	W20EPR-U	3047	0,6	IW20	5306
1000 cc - V 1000 S 1	60		01/1989->12/1993	2	W22EPR-U	3088	0,6	IW22	5307
1000 cc - V 1000 S 2	52		01/1989->12/1993	2	W22EPR-U	3088	0,6	IW22	5307
1000 cc - V 1000 SP	45		01/1978->12/1983	2	W20EPR-U	3047	0,6	IW20	5306
1000 cc - V 1000 SP II	49		01/1984->12/1988	2	W20EPR-U	3047	0,6	IW20	5306
1000 cc - V 1000 SP III (VN)	52		01/1988->12/1992	2	W20EPR-U	3047	0,6	IW20	5306
1000 cc - V 1000 Strada	52		01/1994->12/1995	2	W20EPR-U	3047	0,6	IW20	5306
1100 cc - Brevia 1100	63	Twin Spark	01/2004->12/2007	2			0,9	IU24	5362
1100 cc - Brevia 1100	63	Twin Spark	01/2004->12/2007	2	W20EPR-U	3047	0,7	IW20	5306
1100 cc - Brevia 1100 ABS	63	Twin Spark	01/2006->12/2007	2			0,9	IU24	5362
1100 cc - Brevia 1100 ABS	63	Twin Spark	01/2006->12/2007	2	W20EPR-U	3047	0,7	IW20	5306
1100 cc - California 1100	55		01/1994->12/1996	2	W20EPR-U	3047	0,6	IW20	5306
1100 cc - California 1100 iniezione (KD)	55		01/1994->12/1997	2	W20EPR-U	3047	0,6	IW20	5306
1100 cc - California 75	55		01/1997->12/2000	2	W20EPR-U	3047	0,6	IW20	5306
1100 cc - California Aquila Nera	55	Twin Spark	02/2010->12/2013	2			0,9	IU24	5362
1100 cc - California Aquila Nera	55	Twin Spark	02/2010->12/2013	2	W20EPR-U	3047	0,7	IW20	5306
1100 cc - California Bassa	55		01/1999->12/2001	2	W20EPR-U	3047	0,6	IW20	5306
1100 cc - California Classic (KD)	55	Twin Spark	01/2006->12/2011	2			0,9	IU24	5362
1100 cc - California Classic (KD)	55	Twin Spark	01/2006->12/2011	2	W20EPR-U	3047	0,7	IW20	5306
1100 cc - California EV	55		01/1997->12/2005	2	W20EPR-U	3047	0,6	IW20	5306
1100 cc - California EV 80 (KD)	54		01/2001->12/2002	2	W20EPR-U	3047	0,6	IW20	5306
1100 cc - California EV Jackal (KD)	55		01/1999->12/2001	2	W20EPR-U	3047	0,6	IW20	5306
1100 cc - California EV Special (KD)	55		01/1999->12/2001	2	W20EPR-U	3047	0,6	IW20	5306
1100 cc - California EV Touring (KD)	54		01/2002->12/2005	2	W20EPR-U	3047	0,6	IW20	5306
1100 cc - California Special Sport	54		01/2001->12/2003	2	W20EPR-U	3047	0,6	IW20	5306
1100 cc - California Special Sport Aluminium (KD)	54		01/2002->12/2002	2	W20EPR-U	3047	0,6	IW20	5306
1100 cc - California Special Sport Titanium (KD)	54		01/2002->12/2003	2	W20EPR-U	3047	0,6	IW20	5306
1100 cc - California Stone	54		01/2001->12/2005	2	W20EPR-U	3047	0,6	IW20	5306
1100 cc - California Stone Metal (KD)	54		01/2001->12/2003	2	W20EPR-U	3047	0,6	IW20	5306
1100 cc - California Stone Touring (KD)	54		01/2001->12/2005	2	W20EPR-U	3047	0,6	IW20	5306
1100 cc - California Vintage (KD)	55	Twin Spark	01/2006->12/2013	2			0,9	IU24	5362
1100 cc - California Vintage (KD)	55	Twin Spark	01/2006->12/2013	2	W20EPR-U	3047	0,7	IW20	5306
1100 cc - Griso 1100	65	Twin Spark	11/2005->12/2009	2			0,9	IU24	5362
1100 cc - Griso 1100	65	Twin Spark	11/2005->12/2009	2	W20EPR-U	3047	0,7	IW20	5306
1100 cc - Quota 1100 ES (KM)	51		01/1998->12/2002	2	W20EPR-U	3047	0,6	IW20	5306
1100 cc - Sport 1100 (KE)	66		01/1994->12/1996	2	W20EPR-U	3047	0,6	IW20	5306
1100 cc - Sport 1100 i (KF)	66		01/1996->12/2000	2	W20EPR-U	3047	0,6	IW20	5306
1100 cc - V 11 Cafe Sport	67		01/2004->12/2005	2	W20EPR-U	3047	0,6	IW20	5306
1100 cc - V 11 Coppa Italia	67		01/2004->12/2005	2	W20EPR-U	3047	0,6	IW20	5306
1100 cc - V 11 Le Mans (KS)	67		01/2000->12/2004	2	W20EPR-U	3047	0,6	IW20	5306
1100 cc - V 11 Le Mans Nero Corsa	67		01/2004->12/2005	2	W20EPR-U	3047	0,6	IW20	5306
1100 cc - V 11 Le Mans Rosso Corsa (KS)	67		01/2001->12/2005	2	W20EPR-U	3047	0,6	IW20	5306
1100 cc - V 11 Le Mans Tenni (KS)	67		01/2001->12/2002	2	W20EPR-U	3047	0,6	IW20	5306
1100 cc - V 11 Sport (KR)	67		01/1998->12/2001	2	W20EPR-U	3047	0,6	IW20	5306
1100 cc - V 11 Sport Ballabio	67		01/2003->12/2005	2	W20EPR-U	3047	0,6	IW20	5306
1100 cc - V 11 Sport naked (KR)	67		01/2000->12/2003	2	W20EPR-U	3047	0,6	IW20	5306
1100 cc - V 11 Sport Rosso Mandello (KR)	67		01/2000->12/2001	2	W20EPR-U	3047	0,6	IW20	5306
1100 cc - V 11 Sport Scura (KS)	67		01/2001->12/2003	2	W20EPR-U	3047	0,6	IW20	5306
1100 cc - V 11 Sport Scura R	67	Twin Spark	01/2005->12/2007	2			0,9	IU24	5362
1100 cc - V 11 Sport Scura R	67	Twin Spark	01/2005->12/2007	2	W20EPR-U	3047	0,7	IW20	5306
1150 cc - Norge GT 8V	75	Twin Spark	01/2011->12/2013	2			0,9	IU24	5362
1150 cc - Norge GT 8V	75	Twin Spark	01/2011->12/2013	2	W20EPR-U	3047	0,7	IW20	5306
1150 cc - Stelvio (LZ)	77	Twin Spark	02/2008->12/2011	2			0,9	IU24	5362
1150 cc - Stelvio (LZ)	77	Twin Spark	02/2008->12/2011	2	W20EPR-U	3047	0,7	IW20	5306
1150 cc - Stelvio 8v	77	Twin Spark	04/2011->12/2013	2			0,9	IU24	5362
1150 cc - Stelvio 8v	77	Twin Spark	04/2011->12/2013	2	W20EPR-U	3047	0,7	IW20	5306
1150 cc - Stelvio 8v NTX	77	Twin Spark	01/2011->12/2013	2			0,9	IU24	5362
1150 cc - Stelvio 8v NTX	77	Twin Spark	01/2011->12/2013	2	W20EPR-U	3047	0,7	IW20	5306
1150 cc - Stelvio NTX (LZ)	77	Twin Spark	01/2009->	2			0,9	IU24	5362
1150 cc - Stelvio NTX (LZ)	77	Twin Spark	01/2009->	2	W20EPR-U	3047	0,7	IW20	5306
1200 cc - 1200	70	Twin Spark	01/2008->12/2013	2			0,9	IU24	5362
1200 cc - 1200	70	Twin Spark	01/2008->12/2013	2	W20EPR-U	3047	0,7	IW20	5306
1200 cc - 1200 Sport	70	Twin Spark	01/2007->12/2008	2			0,9	IU24	5362
1200 cc - 1200 Sport	70	Twin Spark	01/2007->12/2008	2	W20EPR-U	3047	0,7	IW20	5306
1200 cc - 1200 Sport 4V	78	Twin Spark	01/2009->12/2013	2			0,9	IU24	5362
1200 cc - 1200 Sport 4V	78	Twin Spark	01/2009->12/2013	2	W20EPR-U	3047	0,7	IW20	5306
1200 cc - 1200 Sport 4V Special Edition	78	Twin Spark	06/2011->12/2013	2			0,9	IU24	5362

	KW			Direct Fit			Upgrade		
									
<b>MOTO GUZZI</b> <i>Continued</i>									
1200 cc - 1200 Sport 4V Special Edition	78	Twin Spark	06/2011->12/2013	2	W20EPR-U	3047	0,7	IW20	5306
1200 cc - Brevia 1200	66	Twin Spark	01/2007->12/2009	2			0,9	IU24	5362
1200 cc - Brevia 1200	66	Twin Spark	01/2007->12/2009	2	W20EPR-U	3047	0,7	IW20	5306
1200 cc - Brevia 1200 ABS	68	Twin Spark	01/2009->12/2011	2			0,9	IU24	5362
1200 cc - Brevia 1200 ABS	68	Twin Spark	01/2009->12/2011	2	W20EPR-U	3047	0,7	IW20	5306
1200 cc - Griso 1200 8V (LS)	81	Twin Spark	08/2007->12/2013	2			0,9	IU24	5362
1200 cc - Griso 1200 8V (LS)	81	Twin Spark	08/2007->12/2013	2	W20EPR-U	3047	0,7	IW20	5306
1200 cc - Griso 1200 8V (LS)	78	Twin Spark	06/2009->	2			0,9	IU24	5362
1200 cc - Griso 1200 8V (LS)	78	Twin Spark	06/2009->	2	W20EPR-U	3047	0,7	IW20	5306
1200 cc - Griso 1200 8V Special Edition	81	Twin Spark	01/2009->12/2013	2			0,9	IU24	5362
1200 cc - Griso 1200 8V Special Edition	81	Twin Spark	01/2009->12/2013	2	W20EPR-U	3047	0,7	IW20	5306
1200 cc - MGS-01 Corsa	94		01/2004->12/2011	2			0,8	IX27	5373
1200 cc - Norge 1200 GT	68	Twin Spark	11/2005->12/2009	2			0,9	IU24	5362
1200 cc - Norge 1200 GT	68	Twin Spark	11/2005->12/2009	2	W20EPR-U	3047	0,7	IW20	5306
1200 cc - Norge 1200 GTL	68	Twin Spark	11/2005->12/2008	2			0,9	IU24	5362
1200 cc - Norge 1200 GTL	68	Twin Spark	11/2005->12/2008	2	W20EPR-U	3047	0,7	IW20	5306
1200 cc - Norge 1200 T	68	Twin Spark	11/2005->12/2008	2			0,9	IU24	5362
1200 cc - Norge 1200 T	68	Twin Spark	11/2005->12/2008	2	W20EPR-U	3047	0,7	IW20	5306
<b>MOTO-MORINI</b>									
350 cc - Excalibur 350	20		01/1987->	2	W22EPR-U	3088	0,6	IW22	5307
400 cc - Dart 400	20/27		01/1989->	2	W24EPR-U	4136	0,6	IW24	5316
501 cc - Coguaro 501	31		01/1989->12/1992	2	W24EPR-U	4136	0,6	IW24	5316
501 cc - Coguaro 501	31		01/1992->	2	W22EPR-U	3088	0,6	IW22	5307
501 cc - Excalibur 501	30		01/1987->12/1992	2	W24EPR-U	4136	0,6	IW24	5316
501 cc - Excalibur 501	30		01/1992->	2	W22EPR-U	3088	0,6	IW22	5307
501 cc - New York 501	31		01/1989->12/1992	2	W24EPR-U	4136	0,6	IW24	5316
501 cc - New York 501	31		01/1992->	2	W22EPR-U	3088	0,6	IW22	5307
<b>MZ</b>									
50 cc - Moskito 50	3		01/1997->12/1998	1	W22FSR	4024	0,6	IWF22	5379
50 cc - Moskito 50 FB	3		01/1998->12/2000	1	W22FSR	4024	0,6	IWF22	5379
50 cc - Moskito 50 RX	3		01/2001->12/2003	1	W20FPR-U	3070	0,6	IWF20	5378
50 cc - Moskito 50 SX	3		01/2001->12/2003	1	W20FPR-U	3070	0,6	IWF20	5378
125 cc - ETZ 125 Classic	7		01/1992->	1	W22FS-U	4025	0,5	IWF22	5379
125 cc - ETZ 125 OR (ETZ125)	7		01/1992->	1	W22FS-U	4025	0,5	IWF22	5379
125 cc - RT 125 (RT125)	11		01/2000->12/2009	1	U24ESR-N	4126	0,7	IU24	5362
125 cc - RT 125 Classic (RT125)	11		11/2001->12/2008	1	U24ESR-N	4126	0,7	IU24	5362
125 cc - RT 125 SM (MZ125)	11		01/2001->12/2008	1	U24ESR-N	4126	0,7	IU24	5362
125 cc - RT 125 SM Blizzard (MZ125)	11		01/2008->12/2009	1	U24ESR-N	4126	0,7	IU24	5362
125 cc - RT 125 SM Cup Replica (MZ125)	11		11/2005->12/2009	1	U24ESR-N	4126	0,7	IU24	5362
125 cc - RT 125 SM Elegance (MZ125)	11		01/2008->12/2009	1	U24ESR-N	4126	0,7	IU24	5362
125 cc - RT 125 SM Gangsta (MZ125)	11		11/2005->12/2009	1	U24ESR-N	4126	0,7	IU24	5362
125 cc - RT 125 SM Twin-Color (MZ125)	11		11/2005->12/2009	1	U24ESR-N	4126	0,7	IU24	5362
125 cc - RT 125 Striker (RT125)	11		11/2005->12/2009	1	U24ESR-N	4126	0,7	IU24	5362
125 cc - RT 125 SX (MZ125)	11		01/2001->12/2008	1	U24ESR-N	4126	0,7	IU24	5362
125 cc - RT 125 SX Camouflage (MZ125)	11		01/2008->12/2009	1	U24ESR-N	4126	0,7	IU24	5362
125 cc - RT 125 SX Chopper (MZ125)	11		01/2008->12/2009	1	U24ESR-N	4126	0,7	IU24	5362
125 cc - Saxon Roadstar 125	7/11		09/1991->12/1994	1	W24FS-U	4038	0,6	IWF24	5380
125 cc - Saxon Sporstar 125	7/11		09/1991->12/1998	1	W24FS-U	4038	0,6	IWF24	5380
250 cc - ETZ 250 (ETZ 250/A, ETZ 250/F)	13/15		01/1981->12/1994	1	W24FS-U	4038	0,6	IWF24	5380
250 cc - ETZ 251 (ETZ 251)	13/15		01/1988->12/1991	1	W24FS-U	4038	0,6	IWF24	5380
250 cc - ETZ 251 Classic (ETZ 251)	13/15		01/1992->	1	W24FS-U	4038	0,6	IWF24	5380
250 cc - ETZ 251 Fun (ETZ 251)	13/15		01/1992->	1	W24FS-U	4038	0,6	IWF24	5380
250 cc - ETZ 251 Tourer (ETZ 251)	13/15		01/1992->	1	W24FS-U	4038	0,6	IWF24	5380
250 cc - Saxon Fun 251	13/15		01/1991->12/1994	1	W24FS-U	4038	0,6	IWF24	5380
250 cc - Saxon Tour 251	13/15		09/1991->12/1994	1	W24FS-U	4038	0,6	IWF24	5380
250 cc - TS 250	14		01/1973->12/1976	1	W24FS-U	4038	0,5	IWF24	5380
250 cc - TS 250/1	14		01/1976->12/1981	1	W24FS-U	4038	0,5	IWF24	5380
301 cc - ETZ 301 Classic (ETZ 301)	17		01/1992->	1	W24FS-U	4038	0,6	IWF24	5380
301 cc - ETZ 301 Fun (ETZ 301)	17		01/1992->	1	W24FS-U	4038	0,6	IWF24	5380
301 cc - ETZ 301 Tourer (ETZ 301)	17		01/1992->	1	W24FS-U	4038	0,6	IWF24	5380
301 cc - Saxon Fun 301 (ETZ301)	17		09/1991->12/1994	1	W24FS-U	4038	0,6	IWF24	5380
301 cc - Saxon Tour 301 (ETZ301)	17		09/1991->12/1994	1	W24FS-U	4038	0,6	IWF24	5380
500 cc - Saxon 500 R (MZ500R)	20/25	Rotax	01/1991->12/1992	1	X24ESR-U	4101	0,7	IX24	5372
500 cc - Saxon 500 VR (MZ500R)	20/25	Rotax	01/1991->12/1992	1	X24ESR-U	4101	0,7	IX24	5372
500 cc - Saxon Country 500 (MZ500R)	20/25	Rotax	01/1992->12/1996	1	X24ESR-U	4101	0,7	IX24	5372
500 cc - Saxon Fun 500 (MZ500R)	20/25	Rotax	01/1992->12/1994	1	X24ESR-U	4101	0,7	IX24	5372
500 cc - Saxon Green Star	25	Rotax	01/1996->12/1997	1	X24ESR-U	4101	0,7	IX24	5372









	KW			Direct Fit			Upgrade		
									
<b>MZ Continued</b>									
500 cc - Saxon Red Star	25	Rotax	01/1996->12/1997	1	X24ESR-U	4101	0,7	IX24	5372
500 cc - Saxon Silver Star	25	Rotax	01/1996->12/1997	1	X24ESR-U	4101	0,7	IX24	5372
500 cc - Saxon Silver Star Classic (MZ500RS)	20/25	Rotax	01/1993->12/1995	1	X24ESR-U	4101	0,7	IX24	5372
500 cc - Saxon Tour 500 (MZ500R)	20/25	Rotax	01/1992->12/1996	1	X24ESR-U	4101	0,7	IX24	5372
660 cc - 660 Supermoto (MUZ660E)	37		11/2005->12/2009	1	X27EPR-U9	4111	0,9	IX27B	5377
660 cc - 660 Supermoto S (MUZ660E)	37		11/2005->12/2009	1	X27EPR-U9	4111	0,9	IX27B	5377
660 cc - Baghira (MUZ660E)	37		01/1997->12/2006	1	X27EPR-U9	4111	0,9	IX27B	5377
660 cc - Baghira Black Panther (MUZ660E)	37		01/1999->12/2005	1	X27EPR-U9	4111	0,9	IX27B	5377
660 cc - Baghira Forest (MUZ660E)	37		01/1997->12/2006	1	X27EPR-U9	4111	0,9	IX27B	5377
660 cc - Baghira Street Moto (MUZ660E)	37		01/2001->12/2008	1	X27EPR-U9	4111	0,9	IX27B	5377
660 cc - Mastiff (MUZ660E)	37		01/1997->12/2004	1	X27EPR-U9	4111	0,9	IX27B	5377
660 cc - Skorpion Cup (MUZ660)	35		01/1996->12/2002	1	X27EPR-U9	4111	0,9	IX27B	5377
660 cc - Skorpion Race Replica (MUZ660)	36		01/1996->12/1998	1	X27EPR-U9	4111	0,9	IX27B	5377
660 cc - Skorpion Sport (MUZ 660)	35		01/1994->12/2002	1	X27EPR-U9	4111	0,9	IX27B	5377
660 cc - Skorpion Sport Classic (MUZ660)	35		01/1994->12/2002	1	X27EPR-U9	4111	0,9	IX27B	5377
660 cc - Skorpion Tour (MUZ660)	35		01/1994->12/2002	1	X27EPR-U9	4111	0,9	IX27B	5377
660 cc - Skorpion Traveller (MUZ660)	35		01/1995->12/2002	1	X27EPR-U9	4111	0,9	IX27B	5377
1000 cc - 1000 S	86		11/2003->12/2009	2	K20PBR	5060	0,8	IK20	5304
1000 cc - 1000 SF	83		11/2004->12/2009	2	K20PBR	5060	0,8	IK20	5304
1000 cc - 1000 ST	83		11/2004->12/2009	2	K20PBR	5060	0,8	IK20	5304
<b>PEUGEOT</b>									
50 cc - 101 KR-D	1		01/1975->12/1981	1	W16FS-U	3034	0,5		
50 cc - 101 KS-D	1		01/1975->12/1981	1	W16FS-U	3034	0,5		
50 cc - 101 KSM-D	1		01/1975->12/1981	1	W16FS-U	3034	0,5		
50 cc - 101 KT-D	1		01/1975->12/1981	1	W16FS-U	3034	0,5		
50 cc - 101 SP-D	1		01/1975->12/1981	1	W16FS-U	3034	0,5		
50 cc - 103 LSM-D	1		01/1981->	1	W20FSR-U	6053	0,5	IWF22	5379
50 cc - 103 SP	1		01/1989->	1	W24FS-U	4038	0,5	IWF24	5380
50 cc - 103 SP/Z2-D	1		01/1981->12/1986	1	W22FS-U	4025	0,5	IWF22	5379
50 cc - 103 SP/Z2-D	1		01/1986->	1	W24FS-U	4038	0,5	IWF24	5380
50 cc - 103 SPM-D	1		01/1981->	1	W20FSR-U	6053	0,5	IWF22	5379
50 cc - 105 DM-D	1		01/1982->	1	W16FS-U	3034	0,5		
50 cc - 105 DM-D	1	Sportive driving	01/1982->	1	W20FSR-U	6053	0,5	IWF22	5379
50 cc - 105 RM-D	1		01/1982->	1	W16FS-U	3034	0,5		
50 cc - 105 RM-D	1	Sportive driving	01/1982->	1	W20FSR-U	6053	0,5	IWF22	5379
50 cc - 105 Z2-D	1		01/1981->	1	W16FS-U	3034	0,5		
50 cc - 105 Z2-D	1	Sportive driving	01/1981->	1	W20FSR-U	6053	0,5	IWF22	5379
50 cc - Buxy	3		01/1995->12/1997	1	W22FS-U	4025	0,6	IWF22	5379
50 cc - Buxy (FE053DE)	2		01/1995->12/1997	1	W22FS-U	4025	0,6	IWF22	5379
50 cc - Buxy M	3		01/1997->12/2001	1	W22FS-U	4025	0,6	IWF22	5379
50 cc - Buxy M RS	3		01/1997->12/2001	1	W22FS-U	4025	0,6	IWF22	5379
50 cc - Buxy RS	3		01/1996->12/2001	1	W22FS-U	4025	0,6	IWF22	5379
50 cc - Elyseo (G1A)	3		01/1998->12/2004	1	W22FSR	4024	0,6	IWF22	5379
50 cc - Elyseo deLuxe (G1A)	3		01/2002->12/2005	1	W22FSR	4024	0,6	IWF22	5379
50 cc - Elystar 50	3	Air cooled	01/2002->12/2005	1	N24EXRB	4225	0,6	IU24	5362
50 cc - Elystar 50 TSDI/Advantage	3	Air cooled	01/2006->12/2012	1	N24EXRB	4225	0,6	IU24	5362
50 cc - Elystar GT 1	3	Air cooled	01/2004->12/2005	1	N24EXRB	4225	0,6	IU24	5362
50 cc - Fox L (T057DE)	3		01/1994->12/1997	1	W22FS-U	4025	0,6	IWF22	5379
50 cc - Fox LA (T057ADE)	1	25 km/h	01/1994->12/1997	1	W20FSR-U	6053	0,6	IWF22	5379
50 cc - JetForce (A1)	4	Liquid cooled	01/2003->12/2007	1	N24EXRB	4225	0,6	IU24	5362
50 cc - Looxor 50 (B1)	3	Air cooled	01/2001->12/2001	1	W22FSR	4024	0,6	IWF22	5379
50 cc - Looxor 50 TSDI (B2)	3		01/2002->12/2005	1	W24ESR-U	4033	0,6	IW24	5316
50 cc - NK7 50	2		04/2010->12/2012	1	W27ESR	6069	0,6	IW27	5317
50 cc - Speedake (FE053DE)	3		01/1995->	1	W24FS-U	4038	0,6	IWF24	5380
50 cc - Speedfight 3 AC	3	25 km/h	02/2009->12/2013	1	W16FPR-U	4192	0,7	IWF16	5359
50 cc - Speedfight 3 AC	3		02/2009->12/2013	1	W22FSR	4024	0,7	IWF22	5379
50 cc - Speedfight 3 AC 4T	3	25 km/h	04/2010->12/2013	1	W16FPR-U	4192	0,7	IWF16	5359
50 cc - Speedfight 3 AC 4T	3		04/2010->12/2013	1	W22FSR	4024	0,7	IWF22	5379
50 cc - Speedfight 3 AC Darkside	3	25 km/h	01/2011->12/2013	1	W16FPR-U	4192	0,7	IWF16	5359
50 cc - Speedfight 3 AC Darkside	3		01/2011->12/2013	1	W22FSR	4024	0,7	IWF22	5379
50 cc - Speedfight 3 AC Ice Blade	3	25 km/h	01/2011->12/2013	1	W16FPR-U	4192	0,7	IWF16	5359
50 cc - Speedfight 3 AC Ice Blade	3		01/2011->12/2013	1	W22FSR	4024	0,7	IWF22	5379
50 cc - Speedfight 3 AC Le Mans	3	25 km/h	01/2011->12/2011	1	W16FPR-U	4192	0,7	IWF16	5359
50 cc - Speedfight 3 AC Le Mans	3		01/2011->12/2011	1	W22FSR	4024	0,7	IWF22	5379
50 cc - Speedfight 3 AC Musik	3	25 km/h	01/2011->12/2013	1	W16FPR-U	4192	0,7	IWF16	5359
50 cc - Speedfight 3 AC Musik	3		01/2011->12/2013	1	W22FSR	4024	0,7	IWF22	5379
50 cc - Speedfight 3 AC RS	3	25 km/h	04/2010->12/2013	1	W16FPR-U	4192	0,7	IWF16	5359



















	KW			Direct Fit			Upgrade		
									
<b>PEUGEOT</b> <i>Continued</i>									
50 cc - Speedfight 3 AC RS	3		04/2010->12/2013	1	W22FSR	4024	0,7	IWF22	5379
50 cc - Speedfight 3 AC Team Peugeot	3	25 km/h	01/2011->12/2013	1	W16FPR-U	4192	0,7	IWF16	5359
50 cc - Speedfight 3 AC Team Peugeot	3		01/2011->12/2013	1	W22FSR	4024	0,7	IWF22	5379
50 cc - Speedfight 3 LC	4		02/2009->12/2013	1			0,8	IU22	5361
50 cc - Speedfight 3 LC Darkside	4		01/2011->12/2013	1			0,8	IU22	5361
50 cc - Speedfight 3 LC Ice Blade	4		01/2011->12/2013	1			0,8	IU22	5361
50 cc - Speedfight 3 LC Le Mans	4		01/2011->12/2011	1			0,8	IU22	5361
50 cc - Speedfight 3 LC RS	4		04/2010->12/2013	1			0,8	IU22	5361
50 cc - Speedfight 3 LC Team Peugeot	4		01/2011->12/2013	1			0,8	IU22	5361
50 cc - Speedfight 50 RCup AC	3		05/2007->12/2008	1	W22FSR	4024	0,6	IWF22	5379
50 cc - Speedfight 50 RCup LC	3		05/2007->12/2008	1	W22FSR	4024	0,6	IWF22	5379
50 cc - Speedfight AC (S1BDE)	3		01/1997->12/2000	1	W22FSR	4024	0,6	IWF22	5379
50 cc - Speedfight AC 307 WRC	3		01/2005->12/2006	1	W22FSR	4024	0,6	IWF22	5379
50 cc - Speedfight AC Iron X	3		01/2006->12/2007	1	W22FSR	4024	0,6	IWF22	5379
50 cc - Speedfight AC Motorsport	3		04/2007->12/2008	1	W22FSR	4024	0,6	IWF22	5379
50 cc - Speedfight AC Silver Sport	3		01/2004->12/2007	1	W22FSR	4024	0,6	IWF22	5379
50 cc - Speedfight AC Victories	3		08/2006->12/2007	1	W22FSR	4024	0,6	IWF22	5379
50 cc - Speedfight Dunlop	4		01/2003->12/2004	1	W22FSR	4024	0,6	IWF22	5379
50 cc - Speedfight Furious	4		01/2003->12/2004	1	W22FSR	4024	0,6	IWF22	5379
50 cc - Speedfight LC	4		01/1996->12/2000	1	W22FSR	4024	0,6	IWF22	5379
50 cc - Speedfight LC 307 WRC (S1BDE)	4		01/2005->12/2006	1	W22FSR	4024	0,6	IWF22	5379
50 cc - Speedfight LC Iron X	4		01/2006->12/2007	1	W22FSR	4024	0,6	IWF22	5379
50 cc - Speedfight LC Motorsport	3		04/2007->12/2008	1	W22FSR	4024	0,6	IWF22	5379
50 cc - Speedfight LC P	4		01/1997->12/2000	1	W22FSR	4024	0,6	IWF22	5379
50 cc - Speedfight LC Silver Sport (S1BDE)	4		01/2004->12/2007	1	W22FSR	4024	0,6	IWF22	5379
50 cc - Speedfight LC Victories	4		08/2006->12/2007	1	W22FSR	4024	0,6	IWF22	5379
50 cc - Speedfight LC WRC	4		01/2003->12/2005	1	W22FSR	4024	0,6	IWF22	5379
50 cc - Speedfight Ultimate Edition AC	3		02/2008->12/2008	1	W22FSR	4024	0,6	IWF22	5379
50 cc - Speedfight Ultimate Edition LC	3		02/2008->12/2008	1	W22FSR	4024	0,6	IWF22	5379
50 cc - Speedfight X-Race	4		01/2002->12/2004	1	W22FSR	4024	0,6	IWF22	5379
50 cc - Squab	4		01/1996->12/1997	1	W24FSR	4037	0,6	IWF24	5380
50 cc - SV 50 (F052DE)	3		01/1993->12/1995	1	W24FS-U	4038	0,5	IWF24	5380
50 cc - SV 50 Junior (F052DE)	1/3		01/1993->12/1996	1	W24FS-U	4038	0,5	IWF24	5380
50 cc - TKR 307 WRC	3		01/2005->12/2006	1	W22FSR	4024	0,6	IWF22	5379
50 cc - TKR 50 (S1ADE)	3		01/2001->12/2013	1	W22FSR	4024	0,6	IWF22	5379
50 cc - TKR 50 Streetboard	4		01/2001->12/2002	1	W22FSR	4024	0,6	IWF22	5379
50 cc - TKR Furious	3		01/2004->12/2013	1	W22FSR	4024	0,6	IWF22	5379
50 cc - TKR Metal X (S1)	3		01/2003->12/2004	1	W22FSR	4024	0,6	IWF22	5379
50 cc - TKR Offroad	4		01/2000->12/2002	1	W22FSR	4024	0,6	IWF22	5379
50 cc - TKR RC Cup (S1)	3		02/2007->12/2008	1	W22FSR	4024	0,6	IWF22	5379
50 cc - TKR Streetzone	3		01/2003->12/2004	1	W22FSR	4024	0,6	IWF22	5379
50 cc - TKR Victories (S1)	3		02/2007->12/2008	1	W22FSR	4024	0,6	IWF22	5379
50 cc - Trekker Offroad (S1ADE)	4		01/1998->12/1999	1	W24FSR	4037	0,6	IWF24	5380
50 cc - Trekker Road (S1ADE)	4		01/1998->12/2000	1	W24FSR	4037	0,6	IWF24	5380
50 cc - Tweet 50 4T	3		01/2010->12/2013	1	U22FSR-U	4008	0,6	IUF22	5383
50 cc - Tweet 50 Evo	2		01/2014->	1	U22FSR-U	4008	0,6	IUF22	5383
50 cc - Tweet 50 Evo RS	2		01/2014->	1	U22FSR-U	4008	0,6	IUF22	5383
50 cc - Tweet 50 RS 4T	3		02/2011->12/2013	1	U22FSR-U	4008	0,6	IUF22	5383
50 cc - V-Clic 50	2		03/2007->12/2013	1	U22FSR-U	4008	0,6	IUF22	5383
50 cc - V-Clic 50 Silversport	2		07/2008->12/2008	1	U22FSR-U	4008	0,6	IUF22	5383
50 cc - Vivacity 50 (L1)	3	25 km/h, Air cooled	02/2008->12/2013	1	W16FPR-U	4192	0,7	IWF16	5359
50 cc - Vivacity 50 (L1)	3	Air cooled	02/2008->12/2013	1	W22FSR	4024	0,7	IWF22	5379
50 cc - Vivacity 50 (S1C)	3		01/1998->12/2007	1	W22FSR	4024	0,6	IWF22	5379
50 cc - Vivacity 50 4T (S1C)	3		04/2010->12/2013	1	U22FSR-U	4008	0,6	IUF22	5383
50 cc - Vivacity 50 Blue Line Compact (S1C)	3		01/2004->12/2005	1	W22FSR	4024	0,6	IWF22	5379
50 cc - Vivacity 50 Compact (S1C)	3		01/2003->12/2009	1	W22FSR	4024	0,6	IWF22	5379
50 cc - Vivacity 50 Motorsport (S1C)	3		01/2007->12/2009	1	W22FSR	4024	0,6	IWF22	5379
50 cc - Vivacity 50 RS (S1C)	3		06/2008->12/2009	1	W22FSR	4024	0,6	IWF22	5379
50 cc - Vivacity 50 Silversport (S1C)	3		01/2004->12/2008	1	W22FSR	4024	0,6	IWF22	5379
50 cc - Vivacity 50 Sportline (S1C)	3		01/2001->12/2009	1	W22FSR	4024	0,6	IWF22	5379
50 cc - Vivacity 50 Universe (S1C)	3		01/2003->12/2004	1	W22FSR	4024	0,6	IWF22	5379
50 cc - XR7 50 (RX50)	2		08/2008->12/2012	1	W27ESR	6069	0,6	IW27	5317
50 cc - Zenith LM (FE052AD)	4		05/1994->12/1996	1	W24FS-U	4038	0,6	IWF24	5380
50 cc - Zenith MA (FE052AD)	1		05/1994->12/1996	1	W22FSR	4024	0,6	IWF22	5379
50 cc - Zenith MA Basic (FE052AD)	1		05/1994->12/1997	1	W22FSR	4024	0,6	IWF22	5379
80 cc - SV 80 (F082DE)	5		01/1993->12/1996	1	W24FS-U	4038	0,6	IWF24	5380
100 cc - Elyseo 100 (G2A)	6		01/1998->12/2002	1	W24ESR-U	4033	0,6	IW24	5316









	KW			Direct Fit			Upgrade		
									
<b>PEUGEOT</b> <i>Continued</i>									
100 cc - Speedfight 100 (S2A)	7		01/1998->12/2008	1	W24ESR-U	4033	0,6	IW24	5316
100 cc - Speedfight 100 307 WRC (S2A)	7	Air cooled	01/2005->12/2006	1	W24ESR-U	4033	0,6	IW24	5316
100 cc - Speedfight 100 Silver Sport (S2A)	7	Air cooled	01/2004->12/2005	1	W24ESR-U	4033	0,6	IW24	5316
100 cc - Speedfight 100 Victories (S2A)	7	Air cooled	08/2006->12/2008	1	W24ESR-U	4033	0,6	IW24	5316
100 cc - Speedfight 100 WRC (S2A)	7	Air cooled	01/2003->12/2005	1	W24ESR-U	4033	0,6	IW24	5316
100 cc - Speedfight 100 X-Race (S2A)	7	Air cooled	01/2002->12/2004	1	W24ESR-U	4033	0,6	IW24	5316
100 cc - Trekker R 100 (S2A)	7		01/1998->12/2000	1	W24ESR-U	4033	0,6	IW24	5316
100 cc - Vivacity 100	7		01/1998->12/2005	1	W24ESR-U	4033	0,6	IW24	5316
125 cc - Citystar 125 i (H4ABAA)	10		07/2011->	1	U24ESR-NB	4223	0,8	IU24	5362
125 cc - Citystar 125 i Active (H4ABAA)	10		01/2014->	1	U24ESR-NB	4223	0,8	IU24	5362
125 cc - Citystar 125 i RS (H4ABAA)	10		01/2014->	1	U24ESR-NB	4223	0,8	IU24	5362
125 cc - Elyseo 125 (G2A)	9		01/1998->12/2004	1	U24ESR-N	4126	0,7	IU24	5362
125 cc - Elyseo 125 de Luxe (G2A)	9		01/2001->12/2004	1	U24ESR-N	4126	0,7	IU24	5362
125 cc - Elystar 125 (H2)	9	Liquid cooled	01/2002->12/2006	1	U24ESR-N	4126	0,7	IU24	5362
125 cc - Elystar 125 Advantage	9	Liquid cooled	01/2004->12/2006	1	U24ESR-N	4126	0,7	IU24	5362
125 cc - Elystar 125 GT1	9	Liquid cooled	01/2004->12/2006	1	U24ESR-N	4126	0,7	IU24	5362
125 cc - Elystar 125 GT2	9	Liquid cooled	01/2004->12/2005	1	U24ESR-N	4126	0,7	IU24	5362
125 cc - Geopolis 125 Executiv ABS (N2AAAA)	11		01/2007->12/2011	1	U22ESR-N	4174	0,6	IU22	5361
125 cc - Geopolis 125 Premium (N2AAAA)	11		01/2007->12/2013	1	U22ESR-N	4174	0,6	IU22	5361
125 cc - Geopolis 125 RS Premium (N2AAAA)	11		01/2007->12/2013	1	U24ESR-NB	4223	0,7	IU24	5362
125 cc - JetForce 125 (A2)	9		01/2003->12/2009	1	U22ESR-N	4174	0,7	IU22	5361
125 cc - JetForce 125 ABS	9		01/2003->12/2009	1	U22ESR-N	4174	0,7	IU22	5361
125 cc - JetForce 125 K15 (A2)	11		01/2005->12/2009	1	U22ESR-N	4174	0,7	IU22	5361
125 cc - JetForce 125 K20 (A2)	15		01/2004->12/2009	1	U22ESR-N	4174	0,7	IU22	5361
125 cc - Sum-up 125	5		06/2007->12/2009	1	U27ESR-NB	4224	0,6	IU27	5363
125 cc - Sum-up 125	5		01/2010->12/2011	1	U22FSR-U	4008	0,7	IUF22	5383
125 cc - Tweet 125 Evo (LW2)	6		01/2010->	1	U22FSR-U	4008	0,7	IUF22	5383
150 cc - Elystar 150 (H2)	11	Liquid cooled	01/2002->12/2005	1	U22ESR-N	4174	0,7	IU22	5361
150 cc - Elystar 150 GT1	10	Liquid cooled	01/2004->12/2005	1	U22ESR-N	4174	0,7	IU22	5361
150 cc - Elystar 150 GT2	10	Liquid cooled	01/2004->12/2005	1	U22ESR-N	4174	0,7	IU22	5361
150 cc - Tweet 150	8		01/2010->12/2011	1	U22FSR-U	4008	0,7	IUF22	5383
250 cc - Geopolis 250 Executiv ABS (N2ADAA)	17		01/2007->12/2008	1	U22ESR-N	4174	0,6	IU22	5361
250 cc - Geopolis 250 Premium (N2ADAA)	17		01/2007->12/2013	1	U22ESR-N	4174	0,6	IU22	5361
250 cc - Geopolis 250 RS Premium (N2ADAA)	17		02/2008->12/2013	1	U22ESR-N	4174	0,6	IU22	5361
250 cc - Satelis 250 (J2)	16		01/2006->12/2008	1	U22ESR-N	4174	0,6	IU22	5361
250 cc - Satelis 250 (J2)	16		01/2008->12/2013	1			0,9	IU24	5362
250 cc - Satelis 250 Executive (J2)	16		01/2007->12/2008	1	U22ESR-N	4174	0,6	IU22	5361
400 cc - Geopolis 400 Executiv (N2AEAA)	24	Piaggio	02/2008->12/2008	1	U22ETR	4201	0,7	IU22	5361
400 cc - Geopolis 400 Premium (N2AEAA)	24	Piaggio	02/2008->12/2013	1	U22ETR	4201	0,7	IU22	5361
400 cc - Geopolis 400 RS Premium (N2AEAA)	24	Piaggio	02/2008->12/2013	1	U22ETR	4201	0,7	IU22	5361
400 cc - Satelis 400 Executive (J2)	24	Piaggio	07/2007->12/2008	1	U22ETR	4201	0,7	IU22	5361
400 cc - Satelis 400 Premium (J2)	24	Piaggio	07/2007->12/2013	1	U22ETR	4201	0,7	IU22	5361
500 cc - Satelis 500 Executive (J2)	28	Piaggio	07/2007->12/2008	1	U22ETR	4201	0,7	IU22	5361
500 cc - Satelis 500 Premium (J2)	28	Piaggio	07/2007->12/2013	1	U22ETR	4201	0,7	IU22	5361
500 cc - Satelis 500 RS Premium (J2)	28	Piaggio	02/2008->12/2013	1	U22ETR	4201	0,7	IU22	5361
<b>PGO</b>									
50 cc - Big Max 50	2		01/1990->	1	W20FPR-U	3070	0,6	IWF20	5378
50 cc - Comet 50	2		01/1990->	1	W22FPR-U	4022	0,6	IWF22	5379
50 cc - Galaxy 50	2		01/1990->	1	W22FPR-U	4022	0,6	IWF22	5379
80 cc - Star 80	5		01/1990->	1	W20FPR-U	3070	0,6	IWF20	5378
90 cc - Galaxy 90	5		01/1990->	1	W22FPR-U	4022	0,6	IWF22	5379
<b>PIAGGIO</b>									
50 cc - Boxer (BTM1T)	1	Check Thread size	01/1972->12/1978	1	W16FS-U	3034	0,5		
50 cc - Boxer (BTV1T)	1	Check Thread size	01/1972->12/1978	1	W16FS-U	3034	0,5		
50 cc - Bravo (EEV1T)	1	Check Thread size	01/1972->12/1975	1	W16FS-U	3034	0,5		
50 cc - Bravo (ERM1T)	1	Check Thread size	01/1972->12/1974	1	W16FS-U	3034	0,5		
50 cc - Bravo L (ETM1T)	1	Check Thread size	01/1972->12/1981	1	W16FS-U	3034	0,5		
50 cc - Bravo Lusso	2	Check Thread size	01/1989->09/1995	1	W16FS-U	3034	0,5		
50 cc - Bravo Lusso	2	Check Thread size	01/1989->09/1995	1	W20ESR-U	3057	0,5		
50 cc - Bravo P/RI (EEM2T)	1	Check Thread size	01/1982->12/1988	1	W24FS-U	4038	0,5	IWF24	5380
50 cc - Bravo SC (EEM1T)	1	Check Thread size	01/1975->12/1976	1	W16FS-U	3034	0,5		
50 cc - Bravo TM	1	Check Thread size	01/1989->09/1995	1	W16FS-U	3034	0,5		
50 cc - Bravo TM	1	Check Thread size	01/1989->09/1995	1	W20ESR-U	3057	0,5		
50 cc - Bravo TM Lusso	1	Check Thread size	01/1989->09/1995	1	W16FS-U	3034	0,5		
50 cc - Bravo TM Lusso	1	Check Thread size	01/1989->09/1995	1	W20ESR-U	3057	0,5		
50 cc - Ciao (C6V1T)	1	Check Thread size	01/1979->12/1981	1	W16FS-U	3034	0,5		
50 cc - Ciao (M7E1T)	1	Check Thread size	01/1968->12/1975	1	W16FS-U	3034	0,5		











	KW			Direct Fit			Upgrade	
								
<b>PIAGGIO</b> <i>Continued</i>								
50 cc - Ciao (M7E2T)	1	Check Thread size	09/1975->12/1982	1	W16FS-U	3034	0,5	
50 cc - Ciao M 25 (C24)	1	Check Thread size	01/1999->12/2007	1	W20ESR-U	3057	0,7	
50 cc - Ciao MIX	1	Check Thread size	01/1996->12/1999	1	W16FS-U	3034	0,5	
50 cc - Ciao P	1	Check Thread size	01/1981->12/1999	1	W16FS-U	3034	0,5	
50 cc - Ciao P Lusso	1	Check Thread size	01/1988->12/1996	1	W16FS-U	3034	0,5	
50 cc - Ciao PX	1	Check Thread size	01/1981->12/1997	1	W16FS-U	3034	0,5	
50 cc - Ciao PX Lusso	1	Check Thread size	01/1988->12/1996	1	W16FS-U	3034	0,5	
50 cc - Ciao PXV (C6V2T)	1	Check Thread size	01/1981->12/1986	1	W16FS-U	3034	0,5	
50 cc - Diesis 50 (C34)	3		01/2000->12/2005	1	W27ESR-U	4045	0,7	IW27 5317
50 cc - Fly 50	3		01/2007->12/2011	1			0,7	IU22 5361
50 cc - Fly 50 (C44)	3		09/2004->12/2013	1	W27ESR-U	4045	0,6	IW27 5317
50 cc - Free 25 (FCS 25)	1		01/1994->12/1999	1	W27ESR-U	4045	0,5	IW27 5317
50 cc - FREE 50 (FCS)	3		01/1993->12/1999	1	W27ESR-U	4045	0,5	IW27 5317
50 cc - Grillo	1		01/1991->09/1995	1	W16FS-U	3034	0,5	
50 cc - Liberty 50 (C15)	3		03/1997->09/2003	1	W27ESR-U	4045	0,6	IW27 5317
50 cc - Liberty 50 4T	3		01/2004->12/2005	1	U27ESR-NB	4224	0,7	IU27 5363
50 cc - Liberty 50 4T	3		01/2006->	1			0,7	IU22 5361
50 cc - Liberty 50 S (C37)	3		03/2003->09/2009	1	W27ESR-U	4045	0,6	IW27 5317
50 cc - NRG 50 (SAL)	4		01/1995->12/1999	1	W27ES-U	4046	0,6	IW27 5317
50 cc - NRG 50 AC Extr. DT (C18)	3		01/1999->12/2002	1	W27ES-U	4046	0,6	IW27 5317
50 cc - NRG 50 DD (C32)	3		06/2005->	1	W27ES-U	4046	0,6	IW27 5317
50 cc - NRG 50 DT (C32)	3		09/2004->	1	W27ES-U	4046	0,6	IW27 5317
50 cc - NRG 50 DT Sport Series	3		01/2009->12/2013	1	N24EXRB	4225	0,9	IU24 5362
50 cc - NRG 50 LC Extr. DD (C18)	3		01/1999->12/2002	1	W27ES-U	4046	0,6	IW27 5317
50 cc - NRG 50 Purejet (C32)	4		09/2004->	1	N24EXRB	4225	0,9	IU24 5362
50 cc - NRG MC3 DD (C21)	3		01/2000->09/2005	1	W27ES-U	4046	0,6	IW27 5317
50 cc - NRG MC3 DT (C21)	3		01/2000->09/2005	1	W27ES-U	4046	0,6	IW27 5317
50 cc - NRG MC3 Purejet (C21)	3		01/2001->12/2005	1	N24EXRB	4225	0,9	IU24 5362
50 cc - QUARZ 50 (NSP)	3		01/1992->12/1996	1	W27ES-U	4046	0,6	IW27 5317
50 cc - SFERA 50 (NSL)	3		03/1991->09/1995	1	W27ES-U	4046	0,5	IW27 5317
50 cc - SFERA 50 RST	3		03/1995->09/1997	1	W27ES-U	4046	0,5	IW27 5317
50 cc - Si	1		01/1981->09/1996	1	W16FS-U	3034	0,5	
50 cc - Si BL	1	Check Thread size	01/1981->	1	W16FS-U	3034	0,5	
50 cc - Si Lusso	2	Check Thread size	01/1989->09/1996	1	W16FS-U	3034	0,5	
50 cc - Si Lusso Cantilever	1	Check Thread size	01/1988->09/1996	1	W16FS-U	3034	0,5	
50 cc - Si Lusso Monte Carlo	1	Check Thread size	01/1988->09/1996	1	W16FS-U	3034	0,5	
50 cc - Si Monte Carlo	1	Check Thread size	01/1983->09/1996	1	W16FS-U	3034	0,5	
50 cc - Storm 25	1		01/1994->09/1996	1	W27ESR-U	4045	0,6	IW27 5317
50 cc - Storm 50	3		01/1994->12/1996	1	W27ESR-U	4045	0,6	IW27 5317
50 cc - Super Bravo (EEM3T)	1	Check Thread size	01/1985->09/1996	1	W16FS-U	3034	0,5	
50 cc - Super Bravo 2-Gang (EMC1T)	1	Check Thread size	01/1987->09/1992	1	W16FS-U	3034	0,5	
50 cc - TPH 50	3		01/2014->	1	W27ESR-U	4045	0,5	IW27 5317
50 cc - TPH 50 (TEC)	3		01/1993->09/1997	1	W27ESR-U	4045	0,5	IW27 5317
50 cc - TPH 50 X (TEC)	3		03/1997->12/2000	1	W27ESR-U	4045	0,5	IW27 5317
50 cc - TPH 50 X-R (TEC)	3		03/2000->12/2013	1	W27ESR-U	4045	0,5	IW27 5317
50 cc - Velofax	1		01/1996->12/1999	1	W27ESR-U	4045	0,6	IW27 5317
50 cc - Zip 25 (SSL)	1		01/1994->12/1996	1	W27ESR-U	4045	0,6	IW27 5317
50 cc - Zip 25 Base (SSL)	1		01/1996->12/1999	1	W27ESR-U	4045	0,6	IW27 5317
50 cc - Zip 25 Pigemetato	1		01/1999->12/2000	1	W27ESR-U	4045	0,6	IW27 5317
50 cc - Zip 50	3		01/1992->12/1992	1	W27ESR-U	4045	0,6	IW27 5317
50 cc - Zip 50 BASE	3		11/2005->12/2013	1	W27ESR-U	4045	0,6	IW27 5317
50 cc - Zip 50 Base (SSL)	3		01/1992->12/1999	1	W27ESR-U	4045	0,6	IW27 5317
50 cc - Zip 50 Base Pigemetato	3		01/1999->12/2000	1	W27ESR-U	4045	0,6	IW27 5317
50 cc - Zip Base 25 DT	1		01/1999->12/2001	1	W27ESR-U	4045	0,6	IW27 5317
50 cc - Zip Fast Rider (SSL)	3		01/1996->12/1997	1	W27ESR-U	4045	0,7	IW27 5317
50 cc - Zip II 25 CatCon. DT	1		01/1999->12/2005	1	W27ESR-U	4045	0,6	IW27 5317
50 cc - Zip II 50 4T CatCon. DT (C25)	3		01/1999->12/2005	1	U27ESR-NB	4224	0,7	IU27 5363
50 cc - Zip II 50 4T CatCon. DT (C25)	3		01/2006->	1			0,7	IU22 5361
50 cc - Zip II 50 CatCon. DT	3		01/1999->12/2005	1	W27ESR-U	4045	0,6	IW27 5317
50 cc - Zip SP/RST	4		01/1996->12/2004	1	W27ESR-U	4045	0,6	IW27 5317
80 cc - SFERA 80 (NS81T)	6		03/1994->12/1996	1	W27ES-U	4046	0,7	IW27 5317
80 cc - SFERA 80 (NSL)	4		03/1991->09/1994	1	W27ES-U	4046	0,7	IW27 5317
80 cc - TPH 80 (TEC 80)	6		01/1994->12/1996	1	W27ES-U	4046	0,5	IW27 5317
100 cc - Fly 100 (M53)	5		06/2006->	1	U27ESR-NB	4224	0,7	IU27 5363
100 cc - Zip 100 (M25)	4		04/2006->12/2007	1	U27ESR-NB	4224	0,7	IU27 5363
125 cc - Beverly 125 (M28)	11		01/2001->09/2005	1	U24ESR-NB	4223	0,8	IU24 5362
125 cc - Beverly 125 (M69)	11		01/2010->	1	U24ESR-NB	4223	0,6	IU24 5362









	KW			Direct Fit			Upgrade		
									
<b>PIAGGIO</b> <i>Continued</i>									
125 cc - Beverly 125 GT (M28)	11		03/2005->12/2008	1	U24ESR-NB	4223	0,8	IU24	5362
125 cc - Beverly 125 Tourer (M28)	11		04/2008->12/2011	1	U24ESR-NB	4223	0,8	IU24	5362
125 cc - Carnaby 125 (M60)	11		04/2007->12/2013	1	U24ESR-NB	4223	0,6	IU24	5362
125 cc - Fly 125 (M42)	8		01/2005->12/2013	1	U22ESR-N	4174	0,6	IU22	5361
125 cc - Fly 125 (M57)	8		01/2014->	1	U22ESR-NB	4231	0,8	IU22	5361
125 cc - Fly 125 i.e. 3V	9		01/2014->	1	U27ETR	4155	0,7	IU27A	5366
125 cc - Hexagon 125	11		11/2001->12/2003	1	W27ESR-U	4045	0,6	IW27	5317
125 cc - Hexagon 125 (EXS)	11		01/1996->12/1998	1	W27ESR-U	4045	0,6	IW27	5317
125 cc - Hexagon 125 LX (M05)	10		01/1998->12/2000	1	W27ESR-U	4045	0,6	IW27	5317
125 cc - Hexagon 125 LX 4 (M15)	8	Air cooled	01/1998->12/1999	1	U22ESR-N	4174	0,8	IU22	5361
125 cc - Hexagon 125 LX 4 (M15)	8	Liquid cooled	01/1998->12/1999	1	U24ESR-NB	4223	0,6	IU24	5362
125 cc - Liberty 125 (M11)	7		03/1998->09/2003	1	U24ESR-NB	4223	0,6	IU24	5362
125 cc - Liberty 125 (M38)	8		03/2003->09/2012	1	U22ESR-N	4174	0,8	IU22	5361
125 cc - Liberty 125 i.e. (M73)	8		03/2012->	1	U22ESR-N	4174	0,8	IU22	5361
125 cc - Liberty 125 iGet ABS	8		03/2016->	1	U22ESR-N	4174	0,8	IU22	5361
125 cc - Medley 125 iGet ABS (MA0A)	9		03/2016->	1	U22ESR-N	4174	0,8	IU22	5361
125 cc - MP3 125 Hybrid (M65)	11		01/2006->	1	U24ESR-NB	4223	0,6	IU24	5362
125 cc - MP3 125 RL (M47)	11		01/2007->12/2009	1	U24ESR-NB	4223	0,6	IU24	5362
125 cc - MP3 125 RL i.e. (M63)	11		06/2009->12/2013	1	U24ESR-NB	4223	0,6	IU24	5362
125 cc - MP3 125 YOurban (M71)	11		01/2010->	1	U24ESR-NB	4223	0,6	IU24	5362
125 cc - Robinson 125	8		06/2014->	1	U22ESR-NB	4231	0,8	IU22	5361
125 cc - SFERA 125 (M01)	7		03/1995->09/1997	1	U22ESR-N	4174	0,6	IU22	5361
125 cc - Skipper 125 LX (M12)	9		01/1998->12/1999	1	W27ES-U	4046	0,7	IW27	5317
125 cc - Skipper 125 ST (M21)	8		01/2000->12/2004	1	W27ESR-U	4045	0,6	IW27	5317
125 cc - SKR 125 (CSM)	10		01/1993->09/1999	1	W27ESR-U	4045	0,6	IW27	5317
125 cc - Super Hexagon 125 GTX (M20)	11		01/1999->12/2002	1	U27ESR-NB	4224	0,7	IU27	5363
125 cc - TPH 125 (M02)	9		01/1995->12/1999	1	W27ESR-U	4045	0,6	IW27	5317
125 cc - TPH 125 (M70)	7		01/2011->	1	U22ESR-NB	4231	0,8	IU22	5361
125 cc - TPH 125 X (M02)	9		01/2000->12/2000	1	W27ESR-U	4045	0,6	IW27	5317
125 cc - TPH 125 X-R (M02)	9		01/2000->12/2003	1	W27ESR-U	4045	0,6	IW27	5317
125 cc - X10 125 (M76)	11		01/2012->	1	U24ESR-NB	4223	0,6	IU24	5362
125 cc - X7 125 (M62)	11		01/2008->12/2012	1	U24ESR-NB	4223	0,6	IU24	5362
125 cc - X8 125 (M36)	11		01/2004->12/2006	1	U24ESR-NB	4223	0,6	IU24	5362
125 cc - X8 125 Premium (M36)	11		04/2006->12/2007	1	U24ESR-NB	4223	0,6	IU24	5362
125 cc - X9 125 (M23)	11		01/2000->	1	U27ESR-NB	4224	0,7	IU27	5363
125 cc - X9 125 Evolution (M23)	11		03/2004->12/2007	1	U27ESR-NB	4224	0,6	IU27	5363
125 cc - X9 125 SL (M23)	11		01/2001->12/2003	1	U27ESR-NB	4224	0,7	IU27	5363
125 cc - X-Evo 125 (M36)	11		07/2007->12/2013	1	U24ESR-NB	4223	0,6	IU24	5362
125 cc - Zip II 125 4T	9		01/2000->12/2003	1	U24ESR-NB	4223	0,7	IU24	5362
150 cc - Hexagon 150 (EXS)	12		01/1994->12/1999	1	W27ES-U	4046	0,6	IW27	5317
150 cc - Liberty 150	9		01/2000->12/2003	1	W27ESR-U	4045	0,6	IW27	5317
150 cc - Liberty 150 (M67)	9		01/2009->	1	U22ESR-NB	4231	0,8	IU22	5361
150 cc - Liberty 150 i.e. (M73)	8		03/2012->	1	U22ESR-NB	4231	0,8	IU22	5361
150 cc - Liberty 150 S	9		01/2007->12/2011	1	U22ESR-NB	4231	0,8	IU22	5361
150 cc - Medley 150 iGet ABS	11		03/2016->	1	U22ESR-NB	4231	0,8	IU22	5361
150 cc - Robinson 150	9		06/2014->	1	U22ESR-NB	4231	0,8	IU22	5361
150 cc - Skipper 150 ST	9		01/2000->12/2004	1	W27ESR-U	4045	0,6	IW27	5317
150 cc - SKR 150	10		01/1997->09/1999	1	W27ES-U	4046	0,5	IW27	5317
150 cc - X8 150 Street (M36)	9		04/2006->12/2006	1	U22ESR-NB	4231	0,8	IU22	5361
155 cc - Liberty 4T 3V	9		01/2013->	1	U22ESR-NB	4231	0,8	IU22	5361
180 cc - Hexagon 180 LXT (M06)	15		01/1998->12/2001	1	W27ESR-U	4045	0,5	IW27	5317
180 cc - Super Hexagon 180 GTX (M06)	15		01/2000->12/2001	1	U24ESR-NB	4223	0,7	IU24	5362
180 cc - X9 180 Amalfi	15		01/2000->12/2002	1	U24ESR-NB	4223	0,7	IU24	5362
200 cc - Beverly 200 GT (M28)	14		01/2001->12/2006	1	U24ESR-NB	4223	0,7	IU24	5362
200 cc - Carnaby 200 (M60)	15		01/2007->	1	U24ESR-NB	4223	0,7	IU24	5362
200 cc - Liberty 200	10		01/2006->	1	U22ESR-NB	4231	0,7	IU22	5361
200 cc - Liberty 200 RST	9		01/2004->12/2007	1	U22ESR-NB	4231	0,7	IU22	5361
200 cc - Liberty 200 S (M38)	9		01/2006->12/2009	1	U22ESR-NB	4231	0,7	IU22	5361
200 cc - X8 200 (M36)	14		01/2004->12/2006	1	U24ESR-NB	4223	0,7	IU24	5362
200 cc - X9 200 Evolution	15		01/2002->12/2003	1	U24ESR-NB	4223	0,7	IU24	5362
250 cc - Beverly 250 Cruiser (M28)	17		04/2007->12/2008	1			0,9	IU24	5362
250 cc - Beverly 250 GT (M28)	16		07/2004->12/2007	1			0,9	IU24	5362
250 cc - Beverly 250 Tourer (M28)	17		04/2008->12/2009	1			0,9	IU24	5362
250 cc - Carnaby 250 (M60)	16		10/2008->12/2009	1			0,9	IU24	5362
250 cc - Hexagon 250 GT (M14)	12		01/1999->12/2002	1	X20EPR-U9	4125	0,9	IX22B	5375
250 cc - MP3 250 RL (M47)	16		04/2007->12/2013	1			0,9	IU24	5362
250 cc - X7 250 (M62)	16		01/2008->12/2013	1			0,9	IU24	5362









	KW			Direct Fit			Upgrade		
									
<b>PIAGGIO</b> <i>Continued</i>									
250 cc - X8 250 (M36)	16		11/2004->12/2007	1			0,9	IU24	5362
250 cc - X9 250 (M23)	13		01/2000->12/2009	1	X22EPR-U9	4086	0,9	IX22B	5375
250 cc - X-Evo 250 (M36)	16		07/2007->12/2013	1			0,9	IU24	5362
300 cc - Beverly 300 i.e. RST (M69)	16		03/2010->12/2012	1	U24ETR	4158	0,7	IU24A	5365
300 cc - Beverly 300 i.e. Tourer (M28)	16		10/2008->12/2013	1	U24ETR	4158	0,7	IU24A	5365
300 cc - Carnaby Cruiser 300 (M60)	16		06/2009->12/2013	1	U24ETR	4158	0,7	IU24A	5365
300 cc - MP3 300 (M63)	17		01/2008->	1	U24ETR	4158	0,7	IU24A	5365
300 cc - MP3 300 Hybrid (M72)	18		04/2010->	1	U24ETR	4158	0,7	IU24A	5365
300 cc - MP3 300 LT i.e. Sport	17		03/2013->	1	U24ETR	4158	0,7	IU24A	5365
300 cc - MP3 300 LT i.e. YOUrban	17		03/2013->	1	U24ETR	4158	0,7	IU24A	5365
300 cc - MP3 300 LT YOUrban Sport (M86)	17		09/2014->	1	U24ETR	4158	0,7	IU24A	5365
300 cc - X7 300 (M62)	17		06/2009->12/2013	1	U24ETR	4158	0,7	IU24A	5365
350 cc - Beverly 350 (M69)	25		01/2011->	1	U24ETR	4158	0,8	IU24A	5365
350 cc - Beverly 350 i.e. Sport Touring	25		01/2014->	1	U24ETR	4158	0,8	IU24A	5365
350 cc - X10 350 (M76)	24/25		01/2012->	1	U24ETR	4158	0,8	IU24A	5365
400 cc - Beverly 400 (M34)	25		01/2006->	1	U22ETR	4201	0,8	IU22	5361
400 cc - Beverly 400 Tourer (M34)	25		01/2008->12/2011	1	U22ETR	4201	0,8	IU22	5361
400 cc - MP3 400 LT (M64)	24		07/2007->	1	U22ETR	4201	0,8	IU22	5361
400 cc - MP3 400 RL (M59)	24		07/2007->12/2013	1	U22ETR	4201	0,8	IU22	5361
400 cc - X8 400 (M36)	24		06/2006->12/2007	1	U22ETR	4201	0,8	IU22	5361
400 cc - X-Evo 400 (M52)	25		07/2007->12/2013	1	U22ETR	4201	0,8	IU22	5361
500 cc - Beverly 500 (M34)	29		04/2003->12/2007	1	U22ETR	4201	0,8	IU22	5361
500 cc - Beverly 500 Cruiser (M34)	29		04/2007->12/2011	1	U22ETR	4201	0,8	IU22	5361
500 cc - MP3 500 LT i.e. Business	29		03/2013->	1	U22ETR	4201	0,8	IU22	5361
500 cc - MP3 500 LT i.e. Sport	29		02/2013->	1	U22ETR	4201	0,8	IU22	5361
500 cc - MP3 500 LT Sport (M86)	30		09/2014->	1	U22ETR	4201	0,8	IU22	5361
500 cc - X10 500 (M76)	30		01/2012->	1	U22ETR	4201	0,8	IU22	5361
500 cc - X9 500	29		03/2000->12/2006	1	U22ETR	4201	0,8	IU22	5361
500 cc - X9 500 Evolution (M27)	29		03/2004->12/2005	1	U22ETR	4201	0,8	IU22	5361
500 cc - X9 500 SL (M27)	29		11/2002->12/2003	1	U22ETR	4201	0,8	IU22	5361
500 cc - X9 500 Street (M27)	29		01/2005->12/2006	1	U22ETR	4201	0,8	IU22	5361
<b>PUCH</b>									
50 cc - Lido Vario CB 50	2		01/1981->	1	W20FPR-U	3070	0,7	IWF20	5378
50 cc - Maxi	1		01/1981->	1	W14FR-U	4017	0,5		
50 cc - Maxi N	1		01/1981->	1	W16FS-U	3034	0,5		
50 cc - Maxi N Chopper	1		01/1981->	1	W16FS-U	3034	0,5		
50 cc - Maxi N DGR	1		01/1981->	1	W16FS-U	3034	0,5		
50 cc - Maxi N Off Road	1		01/1981->	1	W16FS-U	3034	0,5		
50 cc - P 1 L	1		01/1981->	1	W14FR-U	4017	0,5		
50 cc - P 1 XL	1		01/1981->	1	W14FR-U	4017	0,5		
50 cc - X 30-2 Chopper	1		01/1981->	1	W16FS-U	3034	0,5		
50 cc - X 30-2 Turbo	1		01/1981->	1	W16FS-U	3034	0,5		
50 cc - X 50-2 Standard	1		01/1981->	1	W14FR-U	4017	0,5		
50 cc - X 50-3 Luxus	1		01/1981->	1	W22FS-U	4025	0,5	IWF22	5379
50 cc - X 50-3 Standard	1		01/1981->	1	W22FS-U	4025	0,5	IWF22	5379
80 cc - Cobra 80-6 GT	6	Check Thread size	01/1981->	1	W27ESR-U	4045	0,5	IWF27	5317
80 cc - Cobra 80-6 GT	6	Check Thread size	01/1981->	1	W27FS-U	4052	0,5	IWF27	5381
125 cc - Lido 125 CD	6		01/1981->	1	X24ES-U	4099	0,7	IX24	5372
<b>SACHS</b>									
50 cc - 49er 12	3		01/2007->12/2009	1	U22FSR-U	4008	0,6	IUF22	5383
50 cc - Bee 50	2		01/2007->12/2010	1	U22FSR-U	4008	0,6	IUF22	5383
50 cc - Eagle 50	3		01/2007->12/2009	1	U22FSR-U	4008	0,6	IUF22	5383
50 cc - KX 50	4		01/1997->12/1997	1	W20FSR-U	6053	0,5	IWF22	5379
50 cc - KX 50 Classic	4		01/1997->12/1999	1	W20FSR-U	6053	0,5	IWF22	5379
50 cc - Limbo LM (FE052DE)	4		01/1996->12/1997	1	W24FS-U	4038	0,6	IWF24	5380
50 cc - Limbo M	4		01/1996->12/1997	1	W24FS-U	4038	0,6	IWF24	5380
50 cc - Limbo MA	1		01/1996->12/1996	1	W20FSR-U	6053	0,6	IWF22	5379
50 cc - Limbo MA Basic	1		01/1996->12/1998	1	W20FSR-U	6053	0,6	IWF22	5379
50 cc - MadAss	2		11/2003->12/2013	1	U22FSR-U	4008	0,6	IUF22	5383
50 cc - MX 1	1		01/1996->12/1997	1	W20FSR-U	6053	0,5	IWF22	5379
50 cc - MX 1 CatCon. (518)	1		01/1998->12/1999	1	W20FSR-U	6053	0,5	IWF22	5379
50 cc - Optima 50 (513)	2		01/1996->12/2004	1	W24FSR	4037	0,6	IWF24	5380
50 cc - Reggae	4		01/1996->12/1996	1	W22FS-U	4025	0,6	IWF22	5379
50 cc - Reggae M	4		01/1997->12/1997	1	W22FS-U	4025	0,6	IWF22	5379
50 cc - Reggae RS	4		01/1996->12/1996	1	W22FS-U	4025	0,6	IWF22	5379
50 cc - Speedfight Aircooled	4		01/1997->12/1997	1	W22FSR	4024	0,6	IWF22	5379
50 cc - Speedfight Liquidcooled	5		01/1997->12/1997	1	W22FSR	4024	0,6	IWF22	5379









	KW			Direct Fit			Upgrade	
								
<b>SACHS</b> <i>Continued</i>								
50 cc - Speedforce 50	2		01/2007->12/2010	1	W20FPR-U	3070	0,6	IWF20 5378
50 cc - Speedforce R 50	2		01/2008->12/2013	1	W20FPR-U	3070	0,6	IWF20 5378
50 cc - SpeedJet 50	2		01/2007->12/2010	1	U22FSR-U	4008	0,6	IUF22 5383
50 cc - SpeedJet R 50	2		01/2009->12/2013	1	U22FSR-U	4008	0,6	IUF22 5383
50 cc - SpeedJet RS 50	2		01/2010->12/2013	1	U22FSR-U	4008	0,6	IUF22 5383
50 cc - Splinter 50	2		01/1996->12/1997	1	W22FS-U	4025	0,6	IWF22 5379
50 cc - Squab 50	4		01/1996->12/1997	1	W24FSR	4037	0,6	IWF24 5380
50 cc - Squab Junior	4		01/1997->12/1997	1	W24FSR	4037	0,6	IWF24 5380
50 cc - Swing 50	2		01/1996->12/1997	1	W22FS-U	4025	0,6	IWF22 5379
50 cc - SX 1	3		01/2007->12/2013	1	W22FPR-U	4022	0,6	IWF22 5379
50 cc - SX 1 Urbano	3		01/2009->12/2013	1	W22FPR-U	4022	0,6	IWF22 5379
80 cc - Samba SR 80	5		01/1996->12/1996	1	W24FS-U	4038	0,6	IWF24 5380
125 cc - Bee 125	7		01/2007->12/2010	1	U22FSR-U	4008	0,6	IUF22 5383
125 cc - Eagle 125	6		01/2007->12/2010	1	U22FSR-U	4008	0,6	IUF22 5383
125 cc - MadAss 125	6		01/2005->12/2013	1	U22FSR-U	4008	0,7	IUF22 5383
125 cc - Roadster125	11		01/1998->12/2002	1	U20FSR-U	4004	0,7	IUF22 5383
125 cc - SR 125	7		01/1997->12/1997	1	W20FPR-U	3070	0,7	IWF20 5378
125 cc - X-Road (679)	11		11/2004->12/2009	1	U24ESR-N	4126	0,6	IU24 5362
125 cc - XTC 125 (675)	11		01/1998->12/2000	1	W27ESR-U	4045	0,6	IW27 5317
125 cc - XTC 125 Limited Edition	11		01/2001->	1	W27ESR-U	4045	0,6	IW27 5317
125 cc - XTC 125-4T (677)	11		11/2003->12/2007	1	W27ESR-U	4045	0,6	IW27 5317
125 cc - XTC-N 125 (675)	11		01/1998->12/2000	1	W27ESR-U	4045	0,6	IW27 5317
125 cc - ZX 125 CatCon. (660)	8		01/1997->12/2001	1	W24ESR-U	4033	0,6	IW24 5316
125 cc - ZX 125 CatCon. (660)	11		01/1997->12/2001	1	W27ESR-U	4045	0,6	IW27 5317
125 cc - ZX 125 CatCon. Lim. Edit.	8		01/2001->12/2002	1	W24ESR-U	4033	0,6	IW24 5316
125 cc - ZX 125 CatCon. Lim. Edit.	11		01/2001->12/2002	1	W27ESR-U	4045	0,6	IW27 5317
125 cc - ZX 125 Enduro	8		01/2009->12/2013	1	W24ESR-U	4033	0,6	IW24 5316
125 cc - ZZ 125 (660)	8		01/1998->12/2001	1	W24ESR-U	4033	0,6	IW24 5316
125 cc - ZZ 125 (660)	11		01/1998->12/2001	1	W27ESR-U	4045	0,6	IW27 5317
125 cc - ZZ 125 CatCon. Limited Edition	8		01/2001->12/2001	1	W24ESR-U	4033	0,6	IW24 5316
125 cc - ZZ 125 CatCon. Limited Edition	11		01/2001->12/2001	1	W27ESR-U	4045	0,6	IW27 5317
125 cc - ZZ 125 Supermoto	8		01/2009->12/2013	1	W24ESR-U	4033	0,6	IW24 5316
400 cc - Quattrocento	20		01/2008->	1	U27ESR-N	4131	0,7	IU27 5363
650 cc - Roadster 650	25/37		01/2000->12/2007	1	U27ESR-N	4131	0,7	IU27 5363
650 cc - Roadster 650 Titanium	25/37		01/2002->12/2002	1	U27ESR-N	4131	0,7	IU27 5363
800 cc - Roadster 800	25/43		01/2000->12/2004	2	X24EPR-U9	4096	0,9	IX24B 5376
805 cc - B 805	25/43		01/2002->	2	X24EPR-U9	4096	0,9	IX24B 5376
805 cc - S 805 Titanium	43		01/2002->12/2003	2	X24EPR-U9	4096	0,9	IX24B 5376
<b>SIMSON</b>								
50 cc - Habicht 50	2		01/1996->12/2002	1	W24FS-U	4038	0,5	IWF24 5380
50 cc - Habicht 50 Basic	2		01/1996->12/2002	1	W24FS-U	4038	0,5	IWF24 5380
50 cc - Habicht 50 S	2		01/1996->12/1997	1	W24FS-U	4038	0,5	IWF24 5380
50 cc - Sperber 50	2		01/1997->12/2001	1	W24FS-U	4038	0,5	IWF24 5380
50 cc - Sperber 50 BASIC	2		01/1996->12/1996	1	W24FS-U	4038	0,5	IWF24 5380
50 cc - Sperber 50 Beach RAC.	2		01/1998->12/2002	1	W24FS-U	4038	0,5	IWF24 5380
50 cc - Sperber 50 M. ÖD	2		01/1997->12/2002	1	W24FS-U	4038	0,5	IWF24 5380
50 cc - SR 50/1 B	2		01/1994->12/1996	1	W22FS-U	4025	0,5	IWF22 5379
50 cc - SR 50/1-M GAMMA G	1		01/1994->12/1996	1	W22FS-U	4025	0,5	IWF22 5379
50 cc - SR 50/1-M Gamma GE	1		01/1994->12/1996	1	W22FS-U	4025	0,5	IWF22 5379
50 cc - SR 50 CC	2		01/1993->12/1996	1	W24FS-U	4038	0,5	IWF24 5380
50 cc - SR 50 CCE	2		01/1993->	1	W24FS-U	4038	0,5	IWF24 5380
50 cc - SR 50 XC	2		01/1993->12/1996	1	W24FS-U	4038	0,5	IWF24 5380
50 cc - SR 50 XCE	2		01/1993->12/1996	1	W24FS-U	4038	0,5	IWF24 5380
50 cc - SR 50 XG	2		01/1993->12/1996	1	W24FS-U	4038	0,5	IWF24 5380
50 cc - SR 50 XGE	2		01/1993->12/1996	1	W24FS-U	4038	0,5	IWF24 5380
50 cc - Star 25 Basic	1		01/1996->12/1998	1	W24FS-U	4038	0,5	IWF24 5380
50 cc - Star 25 BASIC E	1		01/1996->12/1998	1	W24FS-U	4038	0,5	IWF24 5380
50 cc - Star 25 T	2		01/1998->12/2002	1	W24FS-U	4038	0,5	IWF24 5380
50 cc - Star 50 Classic	2		01/1996->12/2002	1	W24FS-U	4038	0,5	IWF24 5380
50 cc - Star 50 S	3		01/1996->12/2002	1	W24FS-U	4038	0,5	IWF24 5380
50 cc - Star 50 T	3		01/1996->12/2001	1	W24FS-U	4038	0,5	IWF24 5380
80 cc - Habicht 80	4		01/1996->12/2002	1	W24FS-U	4038	0,5	IWF24 5380
80 cc - Habicht 80 Basic	4		01/1996->12/2002	1	W24FS-U	4038	0,5	IWF24 5380
80 cc - Habicht 80 S	4		01/1996->12/1997	1	W24FS-U	4038	0,5	IWF24 5380
80 cc - Sperber 80	4		01/1997->12/1998	1	W24FS-U	4038	0,5	IWF24 5380
80 cc - Sperber 80 Basic	4		01/1996->12/1996	1	W24FS-U	4038	0,5	IWF24 5380
80 cc - Sperber 80 M. ÖD	4		01/1997->12/1998	1	W24FS-U	4038	0,5	IWF24 5380











	KW			Direct Fit			Upgrade		
									
<b>SIMSON</b> <i>Continued</i>									
80 cc - SR 80/1 B	4		01/1994->12/1996	1	W22FS-U	4025	0,5	IWF22	5379
80 cc - SR 80 CC	4		01/1993->12/1994	1	W22FS-U	4025	0,5	IWF22	5379
80 cc - SR 80 CCE	4		01/1993->12/1994	1	W22FS-U	4025	0,5	IWF22	5379
80 cc - SR 80 XCE	4		01/1993->12/1996	1	W22FS-U	4025	0,5	IWF22	5379
80 cc - Star 80 Classic	4		01/1996->12/2002	1	W24FS-U	4038	0,5	IWF24	5380
<b>SOLO</b>									
50 cc - 712-L	1		01/1981->	1	W20FSR-U	6053	0,5	IWF22	5379
50 cc - 712-S1 SL Classic	1		01/1993->12/1998	1	W20FSR-U	6053	0,5	IWF22	5379
50 cc - 712-S2 SL Classic	1		01/1993->12/1998	1	W20FSR-U	6053	0,5	IWF22	5379
50 cc - 712-SL	1		01/1981->	1	W20FSR-U	6053	0,5	IWF22	5379
50 cc - 712-SL 2	1		01/1981->	1	W20FSR-U	6053	0,5	IWF22	5379
50 cc - 713-2 SL Classic	2		01/1993->12/1998	1	W22FSR	4024	0,5	IWF22	5379
50 cc - 713-SL 2	2		01/1981->	1	W22FSR	4024	0,5	IWF22	5379
50 cc - 722 Bossini	1/2		01/1993->	1	W20FSR-U	6053	0,7	IWF22	5379
50 cc - 722 Diabolo	1		01/1994->	1	W20FSR-U	6053	0,7	IWF22	5379
50 cc - 723 Bossini	2		01/1993->	1	W22FSR	4024	0,7	IWF22	5379
<b>SUZUKI</b>									
50 cc - A 50 Katana	2		03/2005->12/2008	1	N24EXRB	4225	0,9	IU24	5362
50 cc - AH 50 (CA1GA)	3		01/1993->12/1995	1	W20FPR-U	3070	0,7	IWF20	5378
50 cc - AP 50	3		01/1994->12/1999	1	W20FPR-U	3070	0,7	IWF20	5378
50 cc - AY 50 Katana	3		10/1996->12/2001	1	W20FPR-U	3070	0,7	IWF20	5378
50 cc - AY 50 Katana	2		01/2005->	1	N24EXRB	4225	0,9	IU24	5362
50 cc - AY 50 Katana (AA)	2		10/2000->12/2004	1	W20FPR-U	3070	0,6	IWF20	5378
50 cc - AY 50 W Katana	3		10/1996->12/2004	1	W20FPR-U	3070	0,7	IWF20	5378
50 cc - AY 50 WR Katana	3		10/1997->12/2004	1	W20FPR-U	3070	0,6	IWF20	5378
50 cc - CP 50	2		01/1991->	1	W20FPR-U	3070	0,7	IWF20	5378
50 cc - CP 50 (CA14E)	3		01/1991->12/1994	1	W20FPR-U	3070	0,7	IWF20	5378
50 cc - TR 50 S (AH)	2		01/1998->12/1999	1	W20FPR-U	3070	0,6	IWF20	5378
50 cc - TS 50 ER (TS502K)	1		01/1979->12/1982	1	W20FPR-U	3070	0,6	IWF20	5378
50 cc - TS 50 XK (SA11C)	2		01/1991->12/1994	1	W20EPR-U	3047	0,7	IW20	5306
50 cc - UF 50 Estilite	3		01/1999->12/2001	1	W22FPR-U	4022	0,6	IWF22	5379
50 cc - UX 50 W Zillion (AT)	3		01/1999->12/2000	1	W20FPR-U	3070	0,7	IWF20	5378
80 cc - RG 80 Gamma (NC11A)	7		01/1985->12/1996	1	W22EPR-U	3088	0,6	IW22	5307
80 cc - TS 80 X (SC11A)	7		01/1984->12/1987	1	W22EPR-U	3088	0,6	IW22	5307
100 cc - AH 100 (CE12A)	6		01/1994->12/1996	1	W22FPR-U	4022	0,7	IWF22	5379
110 cc - Address 110	7		01/2015->	1	W20FPR-U	3070	0,7	IWF20	5378
125 cc - Address 125 (WVCM)	7		01/2008->12/2009	1	U20FSR-U	4004	0,7	IUF22	5383
125 cc - AN 125 (CF42A)	7/8		01/1994->12/1999	1	U22ESR-N	4174	0,7	IU22	5361
125 cc - Burgman 125 (BP)	9		11/2006->12/2013	1	U24ESR-N	4126	0,8	IU24	5362
125 cc - DR 125 S	7		01/1991->	1	X24ESR-U	4101	0,7	IX24	5372
125 cc - DR 125 S (SF43B)	9		01/1991->12/1994	1	X24ESR-U	4101	0,7	IX24	5372
125 cc - DR 125 SE	9		01/1991->12/2000	1	X24ESR-U	4101	0,7	IX24	5372
125 cc - DR 125 SM	8		01/2008->12/2010	1	X24ESR-U	4101	0,7	IX24	5372
125 cc - GN 125 (NF41A)	7/8/9		01/1989->12/1999	1	X24ESR-U	4101	0,7	IX24	5372
125 cc - GN 125 Classic (NF41A)	7/8		01/1999->12/1999	1	X24ESR-U	4101	0,7	IX24	5372
125 cc - GS 125 E	8		01/1991->12/1999	1	X24ESR-U	4101	0,7	IX24	5372
125 cc - GS 125 S (AW)	8		01/1991->12/1991	1	X24ESR-U	4101	0,7	IX24	5372
125 cc - GZ 125 Marauder	5		01/1998->12/2004	1	X24ESR-U	4101	0,7	IX24	5372
125 cc - GZ 125 Marauder (AP)	7		01/1998->12/2004	1	X24ESR-U	4101	0,7	IX24	5372
125 cc - GZ 125 Marauder Gunfighter	5		01/1998->12/1999	1	X24ESR-U	4101	0,7	IX24	5372
125 cc - GZ 125 Marauder Gunfighter (AP)	8		01/1998->12/1999	1	X24ESR-U	4101	0,7	IX24	5372
125 cc - Intruder 125 (WVA4)	8		01/2002->	1	U24ESR-N	4126	0,8	IU24	5362
125 cc - SIXteen 125 (CN)	10		01/2008->12/2009	1	U24ESR-N	4126	0,7	IU24	5362
125 cc - TS 125 X	16		01/1984->12/1990	1	W24ESR-U	4033	0,7	IW24	5316
125 cc - TU 125 XT (AZ)	6/8		01/1998->12/1999	1	X24ESR-U	4101	0,7	IX24	5372
125 cc - UC 125 Epicuro (AX)	11		01/1999->12/2002	1	U24ESR-N	4126	0,7	IU24	5362
125 cc - UE 125 (WVBH)	8		01/2001->12/2003	1	U22ESR-N	4174	0,7	IU22	5361
125 cc - UH 125 Burgman (BP)	9		01/2002->12/2006	1	U24ESR-N	4126	0,7	IU24	5362
125 cc - UH 125 Burgman (C8)	9		01/2014->	1	U24ESR-N	4126	0,8	IU24	5362
125 cc - UH 125 Burgman ABS (C8)	9		01/2014->	1	U24ESR-N	4126	0,8	IU24	5362
125 cc - UX 125 Sixteen (CN)	10		01/2008->	1	U24ESR-N	4126	0,8	IU24	5362
125 cc - VanVan 125 (WVBT)	9		11/2002->12/2009	1	X24ESR-U	4101	0,7	IX24	5372
125 cc - VL 125 (A4)	8/10		01/2000->12/2006	2	U24ESR-N	4126	0,7	IU24	5362
125 cc - VL 125 (WVA4)	8/10		01/2002->	2	U24ESR-N	4126	0,7	IU24	5362
125 cc - VL 125 Intruder LC (WVA4)	9		11/2006->12/2007	2	U24ESR-N	4126	0,7	IU24	5362
150 cc - AN 150 T Vecstar	10		01/1996->	1	U24ESR-N	4126	0,7	IU24	5362
150 cc - SIXteen 150 (CP)	11		01/2008->12/2009	1	U24ESR-N	4126	0,7	IU24	5362









	KW			Direct Fit			Upgrade		
									
<b>SUZUKI</b> <i>Continued</i>									
150 cc - UH 150 Burgman (BR11)	11		01/2002->12/2006	1	U24ESR-N	4126	0,7	IU24	5362
150 cc - UX 150 Sixteen (CP)	11		01/2008->	1	U24ESR-N	4126	0,7	IU24	5362
200 cc - Burgman 200	14		11/2006->12/2013	1	U24ETR	4158	0,7	IU24A	5365
250 cc - Burgman 250 (AN)	17		01/1998->12/2001	1	U22ETR	4201	0,7	IU22	5361
250 cc - Burgman 250 (BV)	17		01/2003->01/2006	1	U22ETR	4201	0,7	IU22	5361
250 cc - DR 250 S (SJ 42 A)	13		01/1985->12/1986	1	X24ESR-U	4101	0,7	IX24	5372
250 cc - GN 250 (NJ 42 A)	13		01/1984->12/1999	1	X24ESR-U	4101	0,7	IX24	5372
250 cc - GSF 250 Bandit (GJ74A)	33		12/1989->04/1990	4	U24ESR-N	4126	0,8	IU24	5362
250 cc - GSF 250P Bandit (GJ74A)	29		01/1992->12/1994	4	U24ESR-N	4126	0,8	IU24	5362
250 cc - GSF 250ZM Bandit (GJ74A)	33		05/1991->12/1991	4	U24ESR-N	4126	0,8	IU24	5362
250 cc - GSF 250ZP Bandit (GJ74A)	29		01/1993->12/1993	4	U24ESR-N	4126	0,8	IU24	5362
250 cc - GSX 250 Cobra	33		01/1989->12/1989	4	U24ESR-N	4126	0,8	IU24	5362
250 cc - GSX 250 E	13/20		01/1980->12/1983	2	X24ESR-U	4101	0,7	IX24	5372
250 cc - GSX 250 E Black Hawk	13		01/1981->12/1981	2	X24ESR-U	4101	0,7	IX24	5372
250 cc - GSX 250 ES	20		01/1982->12/1983	2	X24ESR-U	4101	0,7	IX24	5372
250 cc - GSX 250 F Across	34		01/1990->12/1992	4	U27ESR-N	4131	0,8	IU27	5363
250 cc - GSX 250 FX	29		01/2002->12/2003	4	U27ESR-N	4131	0,8	IU27	5363
250 cc - GSX 250 S Katana	29		01/1991->12/1992	4	U24ESR-N	4126	0,8	IU24	5362
250 cc - GZ 250 Marauder (AR)	15		01/1998->12/2004	1	X24ESR-U	4101	0,7	IX24	5372
250 cc - Inazuma 250 (GW250)	18		01/2013->	2	W27ESR-U	4045	0,6	IW27	5317
250 cc - RG 250 Gamma (GJ21A)	36		01/1984->12/1987	2	W27ESR-U	4045	0,6	IW27	5317
250 cc - RG 250 Gamma (GJ21D)	33		01/1988->12/1990	2	W27ESR-U	4045	0,6	IW27	5317
250 cc - RGV 250 (VJ21)	42		01/1989->12/1990	2	W27ESR-U	4045	0,7	IW27	5317
250 cc - RGV 250 (VJ22)	41/43		01/1991->12/1994	2			0,8	IWM27	5392
250 cc - RM-Z 250	29		01/2016->	1			0,9	IU24	5362
250 cc - TS 250 ER (TS2504)	13		01/1989->	1			0,7	IW24	5316
250 cc - TS 250 X (SJ11D)	20		01/1986->	1	W24ESR-U	4033	0,6	IW24	5316
250 cc - VL 250 Intruder (WVA5)	18		01/2000->	2	U22ESR-N	4174	0,8	IU22	5361
350 cc - DR 350 (SK 42 B)	20/22		01/1989->12/1997	1	X27EPR-U9	4111	0,8	IX27B	5377
400 cc - AN 400 Burgman (AU)	24		11/1997->12/2002	1	U22ESR-N	4174	0,7	IU22	5361
400 cc - AN 400 Burgman (WVBW)	24		01/2003->12/2006	1	U22ESR-N	4174	0,7	IU22	5361
400 cc - AN 400 Burgman Type S (WVBW)	24		10/2005->	1	U22ESR-N	4174	0,7	IU22	5361
400 cc - Burgman 400 (WVCG)	25		11/2006->12/2013	1	U24ESR-N	4126	0,7	IU24	5362
400 cc - Burgman 400 Comfort Edition	25		12/2007->12/2009	1	U24ESR-N	4126	0,7	IU24	5362
400 cc - Burgman 400 Z (WVCG)	25		02/2009->12/2013	1	U22ESR-N	4174	0,7	IU22	5361
400 cc - DR 400 S	20		01/1980->12/1985	1	X24ESR-U	4101	0,6	IX24	5372
400 cc - DR-Z 400 E (WVBF)	36		01/2000->12/2015	1	U24ESR-N	4126	0,7	IU24	5362
400 cc - DR-Z 400 S (WVBC)	29		01/2000->12/2015	1	U24ESR-N	4126	0,7	IU24	5362
400 cc - DR-Z 400 SM (WVB8)	29		01/2000->12/2015	1	U24ESR-N	4126	0,7	IU24	5362
400 cc - GS 400	20/26		01/1976->12/1983	2	W20ES-U	3051	0,8		
400 cc - GSF 400 Bandit (GJ74A)	43		01/1989->12/1991	4	U24ETR	4158	0,7	IU24A	5365
400 cc - GSF 400 Bandit (GK75B)	37		01/1990->12/1995	4	U24ETR	4158	0,7	IU24A	5365
400 cc - GSX 400 E (GK53C)	20/30		01/1982->12/1987	2	X24ESR-U	4101	0,7	IX24	5372
400 cc - GSX 400 F Katana (GS40XF)	31		01/1981->12/1984	4	X24ESR-U	4101	0,6	IX24	5372
400 cc - GSX 400 L	20		01/1980->12/1983	2	X24ES-U	4099	0,7	IX24	5372
400 cc - GSX 400 S (GK53C)	20/30		01/1982->12/1987	2	X24ESR-U	4101	0,7	IX24	5372
400 cc - GSX-R 400	43		01/1984->12/1987	4	U24FSR-U	4010	0,6	IUF24	5384
400 cc - GSX-R 400	43		01/1988->12/1992	4	U27ETR	4155	0,7	IU27A	5366
400 cc - GSX-R 400	39		01/1993->12/1999	4	U24ETR	4158	0,7	IU24A	5365
450 cc - GS 450 E/EU (GL51F)	20/31		01/1985->12/1989	2	W24ESR-U	4033	0,6	IW24	5316
450 cc - GS 450 L (GL51D)	20/31		01/1985->12/1987	2	W24ESR-U	4033	0,6	IW24	5316
450 cc - GS 450 S	31		01/1980->12/1984	2	W24ESR-U	4033	0,7	IW24	5316
450 cc - GS 450 S/SU (GL51F)	20/31		01/1985->12/1989	2	W24ESR-U	4033	0,6	IW24	5316
450 cc - RM-Z 450	42		01/2016->	1			0,9	IU24	5362
500 cc - DR 500	20		01/1981->12/1982	1	X24ESR-U	4101	0,6	IX24	5372
500 cc - DR 500 S	20		01/1982->12/1984	1	X24ESR-U	4101	0,6	IX24	5372
500 cc - GS 500 E (GM51B)	25/33/ 34		01/1989->12/2000	2	X24EPR-U9	4096	0,9	IX24B	5376
500 cc - GS 500 E (WVBK)	25/33		01/2001->12/2008	2	X24EPR-U9	4096	0,9	IX24B	5376
500 cc - GS 500 EU (GM51B)	20		01/1989->12/1995	2	X24EPR-U9	4096	0,9	IX24B	5376
500 cc - GS 500 F (BK)	25/33/ 35		01/2004->12/2008	2	X24EPR-U9	4096	0,9	IX24B	5376
500 cc - GS 500 Limited Edition	33		01/1997->12/2002	2	X24EPR-U9	4096	0,9	IX24B	5376
500 cc - GS 500 Limited Edition (GM51B)	25		01/1997->12/2002	2	X24EPR-U9	4096	0,9	IX24B	5376
500 cc - GSX 500	44		01/1984->12/1988	4	X27ESR-U	4116	0,6	IX27	5373
500 cc - RG 500 Gamma (HM31A)	70		01/1984->12/1987	4	X24ESR-U	4101	0,6	IX24	5372
550 cc - GSX 550 EF (GN71D)	37/50		01/1985->12/1988	4	X27ESR-U	4116	0,6	IX27	5373
550 cc - GSX 550 ES	37/47		01/1982->12/1984	4	X27ESR-U	4116	0,7	IX27	5373









	KW			Direct Fit			Upgrade		
									
<b>SUZUKI</b> <i>Continued</i>									
550 cc - GSX 550 ES (GN71D)	37/50		01/1985->12/1988	4	X27ESR-U	4116	0,7	IX27	5373
550 cc - GSX 550 EU	37		01/1985->12/1988	4	X27ESR-U	4116	0,6	IX27	5373
600 cc - DR 600 R (SN41A)	20/33		01/1985->12/1989	1	X27EPR-U9	4111	0,8	IX27B	5377
600 cc - DR 600 S (SN41A)	20/33		01/1985->12/1989	1	X27EPR-U9	4111	0,8	IX27B	5377
600 cc - GSF 600 Bandit (GN77B)	25/57		01/1994->12/1999	4	U27ETR	4155	0,7	IU27A	5366
600 cc - GSF 600 Bandit (WVA8)	25/57		01/2000->12/2004	4	U27ETR	4155	0,7	IU27A	5366
600 cc - GSF 600 S Bandit (GN77B)	25/57		01/1995->12/1999	4	U27ETR	4155	0,7	IU27A	5366
600 cc - GSF 600 S Bandit (WVA8)	25/57		01/2000->12/2004	4	U27ETR	4155	0,7	IU27A	5366
600 cc - GSF 600Z Bandit Special Ed. (WVA8)	25/57		01/2004->	4	U27ETR	4155	0,7	IU27A	5366
600 cc - GSR 600 (WVB9)	72		01/2006->12/2011	4	U27ESR-N	4131	0,7	IU27	5363
600 cc - GSR 600 (WVB9)	25		01/2006->12/2011	4	U27ETR	4155	0,7	IU27A	5366
600 cc - GSX 600 F	20/25/ 37/57/ 59/63		01/1988->12/2004	4	U27ETR	4155	0,7	IU27A	5366
600 cc - GSX-R 600	72/78		01/1992->12/1996	4	U27ESR-N	4131	0,7	IU27	5363
600 cc - GSX-R 600	92		01/2010->	4			0,9	IU27D	5390
600 cc - GSX-R 600 (AD)	72/78		01/1997->12/2000	4	U27ESR-N	4131	0,7	IU27	5363
600 cc - GSX-R 600 /K1/K2/K3 (WVBG)	85		01/2001->12/2003	4	U27ESR-N	4131	0,7	IU27	5363
600 cc - GSX-R 600 /K4/K5 (WVB2)	88		01/2004->12/2005	4	U27ESR-N	4131	0,7	IU27	5363
600 cc - GSX-R 600 /K6/K7 (WVCE)	25/92		01/2006->12/2007	4	U27ESR-N	4131	0,7	IU27	5363
600 cc - GSX-R 600 /K8/K9/L0 (WVCV)	92		01/2008->12/2010	4			0,9	IU27D	5390
600 cc - GSX-R 600 20th Anniversary Edition	88		01/2005->12/2005	4	U27ESR-N	4131	0,7	IU27	5363
600 cc - GSX-R 600 Alstare	85		01/2003->12/2003	4	U27ESR-N	4131	0,7	IU27	5363
600 cc - GSX-R 600 Movistar /K1 (WVBG)	85		01/2001->12/2001	4	U27ESR-N	4131	0,7	IU27	5363
600 cc - RF 600 R (GN76B)	25/37/ 72		01/1993->12/1997	4	U27ESR-N	4131	0,7	IU27	5363
600 cc - VS 600 GL Intruder (VN51B)	25/33		01/1994->12/1997	2	X24EPR-U9	4096	0,9	IX24B	5376
650 cc - AN 650 Burgman (WVBU)	41		01/2003->12/2004	2	U27ESR-N	4131	0,7	IU27	5363
650 cc - AN 650 Burgman Executive (WVBU)	41		11/2003->12/2013	2	U27ESR-N	4131	0,7	IU27	5363
650 cc - AN 650 Burgman Executive Comfort Edition	41		12/2007->12/2009	2	U27ESR-N	4131	0,7	IU27	5363
650 cc - DL 650 V-Strom	25		01/2004->	2	U24ESR-N	4126	0,7	IU24	5362
650 cc - DL 650 V-Strom (C7)	35/51	Twin Spark	01/2015->	4	U24ESR-N	4126	0,7	IU24	5362
650 cc - DL 650 V-Strom (WVB1)	49	Twin Spark	01/2004->12/2013	4	U24ESR-N	4126	0,7	IU24	5362
650 cc - DR 650 R Dakar	20		01/1992->	1	X27EPR-U9	4111	0,9	IX27B	5377
650 cc - DR 650 R Dakar (SP41B)	20/33		01/1989->12/1991	1	X27EPR-U9	4111	0,9	IX27B	5377
650 cc - DR 650 R Dakar (SP44B)	25/33		01/1992->12/1994	1	X27EPR-U9	4111	0,9	IX27B	5377
650 cc - DR 650 RE (SP 45B)	33		01/1993->12/1995	1	X27EPR-U9	4111	0,9	IX27B	5377
650 cc - DR 650 RE (SP45B)	25		01/1993->12/1995	1	X27EPR-U9	4111	0,9	IX27B	5377
650 cc - DR 650 RS (SP42B)	20/25/ 33/34		01/1989->12/1991	1	X27EPR-U9	4111	0,9	IX27B	5377
650 cc - DR 650 RSE (SP43B)	20/25/ 33		01/1991->12/1996	1	X27EPR-U9	4111	0,9	IX27B	5377
650 cc - DR 650 S	34		01/1996->12/1996	1	X27EPR-U9	4111	0,9	IX27B	5377
650 cc - DR 650 SE (SP46B)	25/32		01/1994->12/2000	1	U31ESR-N	4187	0,7	IU31	5364
650 cc - Gladius 650 (WVCX)	53	Twin Spark	01/2009->12/2013	4	U24ESR-N	4126	0,7	IU24	5362
650 cc - GR 650	37		01/1983->12/1989	2	X24ESR-U	4101	0,7	IX24	5372
650 cc - GS 650 G Katana	54		01/1981->12/1984	4	X24ESR-U	4101	0,6	IX24	5372
650 cc - GSF 650 A Bandit (WVJC)	63		10/2006->12/2008	4	U24ETR	4158	0,7	IU24A	5365
650 cc - GSF 650 Bandit (WVB5)	25/57		10/2004->12/2006	4	U24ETR	4158	0,7	IU24A	5365
650 cc - GSF 650 Bandit (WVCJ)	25		12/2006->12/2008	4	U24ETR	4158	0,7	IU24A	5365
650 cc - GSF 650 Bandit ABS (WVCZ)	63		01/2009->12/2010	4	U24ETR	4158	0,7	IU24A	5365
650 cc - GSF 650 S Bandit (WVB5)	25/57		10/2004->12/2006	4	U24ETR	4158	0,7	IU24A	5365
650 cc - GSF 650 S Bandit ABS (WVCZ)	63		01/2009->12/2013	4	U24ETR	4158	0,7	IU24A	5365
650 cc - GSF 650 SA Bandit (WVB5)	63		10/2006->12/2008	4	U24ETR	4158	0,7	IU24A	5365
650 cc - GSX 650 F (WVCJ)	63		01/2008->12/2013	4	U24ESR-N	4126	0,8	IU24	5362
650 cc - LS 650 Savage	23		01/1986->12/2000	1	X24EPR-U9	4096	0,8	IX24B	5376
650 cc - LS 650 Savage (NP41B)	20		01/1986->12/2000	1	X24EPR-U9	4096	0,8	IX24B	5376
650 cc - LS 650 Savage Pathfinder (NP41B)	23		01/1998->12/2000	1	X24EPR-U9	4096	0,8	IX24B	5376
650 cc - SV 650	53		01/2007->12/2009	2	U24ESR-N	4126	0,7	IU24	5362
650 cc - SV 650 (AV)	25/52		12/1998->12/2002	2	U24ESR-N	4126	0,7	IU24	5362
650 cc - SV 650 (WVBX)	25/53		01/2003->12/2006	2	U24ESR-N	4126	0,7	IU24	5362
650 cc - SV 650 (WVBY)	25		01/2007->12/2009	2	U24ESR-N	4126	0,7	IU24	5362
650 cc - SV 650 A (WCX0)	56	Twin Spark	01/2016->	4			0,7	IU24D	5403
650 cc - SV 650 A (WCX0)	56	Twin Spark	01/2016->	4	U24ESR-N	4126	0,7	IU24	5362
650 cc - SV 650 Limited Edition (AV)	25/52		01/2001->12/2002	2	U24ESR-N	4126	0,7	IU24	5362
650 cc - SV 650 S (AV)	25/52		12/1998->12/2002	2	U24ESR-N	4126	0,7	IU24	5362
650 cc - SV 650 S (WVBX)	25/53		01/2003->12/2006	2	U24ESR-N	4126	0,7	IU24	5362
650 cc - SV 650 S (WVBY)	25/53		01/2007->12/2009	2	U24ESR-N	4126	0,7	IU24	5362
650 cc - SV 650 U (WCX1)	35	Twin Spark	01/2016->	4			0,7	IU24D	5403









	KW			Direct Fit			Upgrade		
									
<b>SUZUKI</b> <i>Continued</i>									
650 cc - SV 650 U (WCX1)	35	Twin Spark	01/2016->	4	U24ESR-N	4126	0,7	IU24	5362
650 cc - XF 650 Freewind (AC)	25/35		01/1997->12/2003	1	U31ESR-N	4187	0,6	IU31	5364
750 cc - DR Big 750 (SR41B)	20/37		01/1988->	1	X27EPR-U9	4111	0,8	IX27B	5377
750 cc - GSR 750 (C5)	78		01/2011->	4			0,9	IU27D	5390
750 cc - GSX 750 (AE)	63		01/1998->12/2003	4	U27ESR-N	4131	0,8	IU27	5363
750 cc - GSX 750 E	59		01/1979->12/1982	4	X24ESR-U	4101	0,6	IX24	5372
750 cc - GSX 750 EF	66		01/1985->12/1988	4	X24ESR-U	4101	0,6	IX24	5372
750 cc - GSX 750 EF (GR72A)	63		01/1984->12/1988	4	X24ESR-U	4101	0,6	IX24	5372
750 cc - GSX 750 ES (GR72A)	63		01/1983->12/1988	4	X24ESR-U	4101	0,6	IX24	5372
750 cc - GSX 750 F	72		01/1989->12/1997	4	X27ETR	4130	0,7	IX27	5373
750 cc - GSX 750 F	68/110		01/2003->	4	U27ETR	4155	0,7	IU27A	5366
750 cc - GSX 750 F (AK)	68		01/1998->12/2002	4	U27ETR	4155	0,7	IU27A	5366
750 cc - GSX 750 F (GR78A)	74		01/1989->12/1997	4	X27ETR	4130	0,7	IX27	5373
750 cc - GSX 750 S Katana	60		01/1980->12/1984	4	X27ESR-U	4116	0,6	IX27	5373
750 cc - GSX 750 Silver	59		01/1981->12/1981	4	X27ESR-U	4116	0,6	IX27	5373
750 cc - GSX-R 750 (WVCW)	110		01/2008->	4			0,7	IU27D	5390
750 cc - GSX-R 750 /F (GR75A)	74		01/1985->12/1987	4	X27ESR-U	4116	0,7	IX27	5373
750 cc - GSX-R 750 /H (GR75A)	74		01/1987->12/1987	4	X27ESR-U	4116	0,7	IX27	5373
750 cc - GSX-R 750 /K1 (WVBD)	72/104		01/2001->12/2001	4	U27ESR-N	4131	0,7	IU27	5363
750 cc - GSX-R 750 /K2 (WVBD)	72/104		01/2002->12/2002	4	X27ESR-U	4116	0,7	IX27	5373
750 cc - GSX-R 750 /K3 (WVBD)	72/104		01/2003->12/2003	4	U27ESR-N	4131	0,7	IU27	5363
750 cc - GSX-R 750 /K3 (WVBD)	72/104		01/2003->12/2003	4	X27ESR-U	4116	0,7	IX27	5373
750 cc - GSX-R 750 /K4 (WVB3)	109		01/2004->12/2004	4	U27ESR-N	4131	0,7	IU27	5363
750 cc - GSX-R 750 /K6 (WVCF)	110		01/2006->12/2006	4	U27ESR-N	4131	0,7	IU27	5363
750 cc - GSX-R 750 /K7 (WVCF)	110		01/2007->12/2007	4	U27ESR-N	4131	0,7	IU27	5363
750 cc - GSX-R 750 /K7 (WVCF)	110		01/2007->12/2007	4	X27ESR-U	4116	0,7	IX27	5373
750 cc - GSX-R 750 /L (GR7AB)	74		01/1990->12/1990	4	U31ETR	4135	0,7	IU31A	5367
750 cc - GSX-R 750 /M (GR7BB)	74		01/1991->12/1991	4	U31ETR	4135	0,7	IU31A	5367
750 cc - GSX-R 750 /N (GR7BB)	72/74/ 82		01/1992->12/1992	4	U27ETR	4155	0,7	IU27A	5366
750 cc - GSX-R 750 /P (GR7BB)	72		01/1993->12/1993	4	U27ETR	4155	0,7	IU27A	5366
750 cc - GSX-R 750 /P (GR7BB)	74		01/1993->12/1993	4	U31ETR	4135	0,7	IU31A	5367
750 cc - GSX-R 750 /S (GR7BB)	72/74		01/1995->12/1995	4	U27ESR-N	4131	0,7	IU27	5363
750 cc - GSX-R 750 /T (GR7DB)	72/94		01/1996->12/1996	4	U27ESR-N	4131	0,7	IU27	5363
750 cc - GSX-R 750 /U (GR7DB)	72/94		01/1997->12/1997	4	U27ESR-N	4131	0,7	IU27	5363
750 cc - GSX-R 750 /W (GR7DB)	72/98		01/1998->12/1998	4	U27ESR-N	4131	0,7	IU27	5363
750 cc - GSX-R 750 /X (GR7DB)	72/97		01/1999->12/1999	4	U27ESR-N	4131	0,7	IU27	5363
750 cc - GSX-R 750 /Y (WVBD)	72/104		01/2000->12/2000	4	U27ESR-N	4131	0,7	IU27	5363
750 cc - GSX-R 750 20th Anniversary Edition /K5 (WVB3)	109		01/2005->12/2005	4	U27ESR-N	4131	0,7	IU27	5363
750 cc - GSX-R 750 20th Anniversary Edition /K5 (WVB3)	109		01/2005->12/2005	4	X27ESR-U	4116	0,7	IX27	5373
750 cc - GSX-R 750 J	74		01/1988->12/1988	4	X27ESR-U	4116	0,7	IX27	5373
750 cc - GSX-R 750 R Special Edition (GR79B)	74/86		01/1989->12/1989	4	X27ESR-U	4116	0,6	IX27	5373
750 cc - GSX-R 750 R Special Edition /G (GR75A)	74		01/1986->12/1986	4	X27ESR-U	4116	0,6	IX27	5373
750 cc - GSX-R 750 Special Edition /SP (GR7BB)	72/74		01/1994->12/1994	4	U27ETR	4155	0,7	IU27A	5366
750 cc - GSX-R 750 Yoshimura / Suzuka Replika Special Edition	110		01/2010->12/2010	4			0,7	IU27D	5390
750 cc - VS 750 GL Intruder (VR51B)	37		01/1986->12/1991	2	X24EPR-U9	4096	0,9	IX24B	5376
800 cc - Boulevard M800	39		01/2004->	2	X24EPR-U9	4096	0,9	IX24B	5376
800 cc - C 800 Intruder	35/39		01/2005->	2	X22ESR-U	4091	0,6	IX22	5371
800 cc - DR 800 (SR42B)	20/37		01/1990->	1	X27EPR-U9	4111	0,7	IX27B	5377
800 cc - DR 800 (SR43B)	20/25/ 37		01/1991->12/1999	1	X27EPR-U9	4111	0,7	IX27B	5377
800 cc - Intruder C800 (WVBM)	35/39		06/2013->	2	X22ESR-U	4091	0,6	IX22	5371
800 cc - M 800 Intruder	39		01/2005->12/2008	2	X22ESR-U	4091	0,6	IX22	5371
800 cc - M 800 Intruder (WVB4)	35/39		01/2009->	2	X22ESR-U	4091	0,6	IX22	5371
800 cc - VL 800 Intruder LC Volusia (WVBM)	39		01/2001->12/2006	2	X22EPR-U9	4086	0,9	IX22B	5375
800 cc - VL 800 Intruder LC Volusia Country Star (WVBM)	39		01/2001->12/2006	2	X22EPR-U9	4086	0,9	IX22B	5375
800 cc - VS 800 GL Intruder (VS52B)	37/39		01/1992->12/2000	2	X24EPR-U9	4096	0,9	IX24B	5376
800 cc - VX 800 (VS51B)	25/37/ 44/45		01/1989->12/1997	2	X24EPR-U9	4096	0,9	IX24B	5376
800 cc - VZ 800 Marauder (AF)	37/39		01/1997->12/2006	2	X24EPR-U9	4096	0,9	IX24B	5376
850 cc - GS 850 G	57		01/1982->12/1986	4	W24ESR-U	4033	0,6	IW24	5316
850 cc - GS 850 G (GS72A)	59		01/1978->12/1981	4	W24ESR-U	4033	0,6	IW24	5316
850 cc - GS 850 GL	59		01/1980->12/1981	4	W24ESR-U	4033	0,6	IW24	5316
900 cc - RF 900 R (GT73B)	72/98		01/1994->12/1997	4	U27ESR-N	4131	0,7	IU27	5363
1000 cc - DL 1000 V-Strom (WVBS)	72		01/2002->12/2007	2	U24ETR	4158	0,7	IU24A	5365
1000 cc - DL 1000 V-Strom ABS (DD1)	74	Twin Spark	01/2013->	4			0,9	IU27D	5390











	KW			Direct Fit			Upgrade		
									
<b>SUZUKI</b> <i>Continued</i>									
1000 cc - GS 1000 D/E	66		01/1978->12/1980	4	W24ESR-U	4033	0,6	IW24	5316
1000 cc - GS 1000 G	67		01/1980->12/1981	4	W24ESR-U	4033	0,6	IW24	5316
1000 cc - GS 1000 GL	67		01/1980->12/1981	4	W24ESR-U	4033	0,6	IW24	5316
1000 cc - GS 1000 L	66		01/1979->12/1980	4	W24ESR-U	4033	0,6	IW24	5316
1000 cc - GS 1000 S	66		01/1979->12/1980	4	W24ESR-U	4033	0,6	IW24	5316
1000 cc - GSX-R 1000	136		01/2013->	4			0,9	IU27D	5390
1000 cc - GSX-R 1000 (WDM0)	149		10/2016->	4			0,9	IU27D	5390
1000 cc - GSX-R 1000 /K1/K2 (WVBL)	72		01/2001->12/2002	4	U24ESR-N	4126	0,7	IU24	5362
1000 cc - GSX-R 1000 /K1/K2 (WVBL)	118		01/2001->12/2002	4	U27ESR-N	4131	0,7	IU27	5363
1000 cc - GSX-R 1000 /K3/K4 (WVBZ)	72		01/2003->12/2003	4	U24ESR-N	4126	0,7	IU24	5362
1000 cc - GSX-R 1000 /K3/K4 (WVBZ)	121		01/2003->12/2003	4	U27ESR-N	4131	0,7	IU27	5363
1000 cc - GSX-R 1000 /K5/K6 (WVB6)	131		01/2005->12/2006	4	U27ESR-N	4131	0,7	IU27	5363
1000 cc - GSX-R 1000 /K7/K8 (WVCL)	136		01/2007->12/2008	4			0,9	IU27D	5390
1000 cc - GSX-R 1000 /K9/L0/L1 (WVCY)	136		01/2009->12/2011	4			0,9	IU27D	5390
1000 cc - GSX-R 1000 /L2/L3 (WVCY)	136		01/2012->	4			0,9	IU27D	5390
1000 cc - GSX-R 1000 Alstare	121		01/2004->12/2004	4	U27ESR-N	4131	0,7	IU27	5363
1000 cc - GSX-R 1000 Anniversary (WVCY)	136		01/2010->12/2010	4			0,9	IU27D	5390
1000 cc - GSX-R 1000 R	149		10/2016->	4			0,9	IU27D	5390
1000 cc - GSX-R 1000 Rizla Edition /K8 (WVCY)	136		01/2008->12/2008	4			0,9	IU27D	5390
1000 cc - GSX-R 1000 Yoshimura /K5 (WVB6)	131		01/2005->12/2005	4	U27ESR-N	4131	0,7	IU27	5363
1000 cc - GSX-R 1000Z Special Edition	121		01/2004->12/2004	4	U27ESR-N	4131	0,7	IU27	5363
1000 cc - GSX-S 1000 (DG)	78/107		01/2015->	4			0,9	IU27D	5390
1000 cc - GSX-S 1000 F (DG)	78/107		01/2015->	4			0,9	IU27D	5390
1000 cc - SV 1000 (WVBX)	88/91		01/2003->12/2005	2	U24ETR	4158	0,7	IU24A	5365
1000 cc - SV 1000 S (WVBX)	88/91		01/2003->12/2005	2	U24ETR	4158	0,7	IU24A	5365
1000 cc - TL 1000 R (AM)	72/98		01/1998->12/1999	2	U27ETR	4155	0,7	IU27A	5366
1000 cc - TL 1000 S (AG)	72		01/1997->12/2000	2	U24ESR-N	4126	0,7	IU24	5362
1000 cc - TL 1000 S (AG)	91		01/1997->12/2000	2	U27ESR-N	4131	0,7	IU27	5363
1100 cc - GS 1100 G (GU71A)	69		01/1986->12/1988	4	W24ESR-U	4033	0,6	IW24	5316
1100 cc - GSX 1100 E	74/82/ 92		01/1980->12/1986	4	X27ESR-U	4116	0,6	IX27	5373
1100 cc - GSX 1100 EF (GV71C)	74/84		01/1984->12/1987	4	X24ESR-U	4101	0,9	IX24	5372
1100 cc - GSX 1100 ES (GV71C)	74/84		01/1986->12/1987	4	X27ESR-U	4116	0,6	IX27	5373
1100 cc - GSX 1100 F	72/74		01/1988->12/1994	4	X27ETR	4130	0,7	IX27	5373
1100 cc - GSX 1100 G	72		01/1991->12/1996	4	X27ETR	4130	0,7	IX27	5373
1100 cc - GSX 1100 G (GV74A)	74		01/1991->12/1996	4	X27ETR	4130	0,7	IX27	5373
1100 cc - GSX 1100 L	74		01/1980->12/1982	4	X24ESR-U	4101	0,6	IX24	5372
1100 cc - GSX 1100 S Katana	74		01/1980->12/1984	4	X24ESR-U	4101	0,6	IX24	5372
1100 cc - GSX-R 1100 /G (GU74C)	74		01/1986->12/1986	4	X27ETR	4130	0,7	IX27	5373
1100 cc - GSX-R 1100 /H	74		01/1987->12/1987	4	X27ETR	4130	0,7	IX27	5373
1100 cc - GSX-R 1100 /J (GU74C)	74		01/1988->12/1988	4	X27ETR	4130	0,7	IX27	5373
1100 cc - GSX-R 1100 /K (GV73C)	74		01/1989->12/1989	4	X27ETR	4130	0,7	IX27	5373
1100 cc - GSX-R 1100 /L/M (GV73C)	74		01/1990->12/1991	4	X27ETR	4130	0,7	IX27	5373
1100 cc - GSX-R 1100 /N (GV73C)	74		01/1992->12/1992	4	X27ETR	4130	0,7	IX27	5373
1200 cc - GSF 1200 Bandit (GV75A)	72		01/1995->12/2000	4	X27ETR	4130	0,7	IX27	5373
1200 cc - GSF 1200 Bandit (WVA9)	72		01/2001->12/2005	4	X27ETR	4130	0,7	IX27	5373
1200 cc - GSF 1200 Bandit (WVCB)	72		11/2005->12/2006	4	X27ETR	4130	0,7	IX27	5373
1200 cc - GSF 1200 Bandit SZ (WVCB)	72		11/2005->12/2006	4	X27ETR	4130	0,7	IX27	5373
1200 cc - GSF 1200 S Bandit (GV75A)	72		01/1995->12/2000	4	X27ETR	4130	0,7	IX27	5373
1200 cc - GSF 1200 S Bandit (WVA9)	72		01/2001->12/2005	4	X27ETR	4130	0,7	IX27	5373
1200 cc - GSF 1200 S Bandit ABS (GV75A)	72		01/1997->12/2000	4	X27ETR	4130	0,7	IX27	5373
1200 cc - GSF 1200 Z Bandit Special Ed. (WVA9)	72		01/2004->	4	X27ETR	4130	0,7	IX27	5373
1200 cc - GSX 1200 (A3)	72		01/1999->12/2000	4			0,8	IX24	5372
1250 cc - GSF 1250 A Bandit (WVCH)	72		10/2006->12/2009	4	U22ESR-N	4174	0,8	IU22	5361
1250 cc - GSF 1250 Bandit (WVCH)	72		12/2009->12/2010	4	U22ESR-N	4174	0,6	IU22	5361
1250 cc - GSF 1250 S Bandit (WVCH)	72		12/2009->12/2013	4	U22ESR-N	4174	0,6	IU22	5361
1250 cc - GSF 1250 SA Bandit (WVCH)	72		10/2006->12/2009	4	U22ESR-N	4174	0,8	IU22	5361
1250 cc - GSX 1250 F ABS	72		01/2010->12/2013	4	U22ESR-N	4174	0,6	IU22	5361
1250 cc - GSX 1250 FA GT	72		01/2010->12/2010	4	U22ESR-N	4174	0,6	IU22	5361
1300 cc - GSX 1300 R Hayabusa (WVA1)	129		01/1999->12/2007	4	U27ESR-N	4131	0,7	IU27	5363
1300 cc - GSX 1300 R Hayabusa (WVCK)	145		01/2008->12/2012	4			0,9	IU27D	5390
1300 cc - GSX 1300 R Hayabusa ABS (WVCK)	145		01/2013->	4			0,9	IU24D	5403
1300 cc - GSX 1300 R Hayabusa LE (WVA1)	129		01/2002->12/2004	4	U27ESR-N	4131	0,7	IU27	5363
1340 cc - B-King (WVCR)	135		08/2007->12/2011	4			0,9	IU27D	5390
1400 cc - GSX 1400	72/78		01/2001->12/2004	4	U24ETR	4158	0,7	IU24A	5365
1400 cc - GSX 1400 (WVBN)	78		01/2005->12/2006	4	U24ETR	4158	0,7	IU24A	5365
1400 cc - VS 1400 GLP Intruder (VX51L/T)	45		01/1996->12/2003	2	X24EPR-U9	4096	0,9	IX24B	5376
1400 cc - VS 1400 Intruder (VX51L)	47/49		01/1987->12/1995	2	X24EPR-U9	4096	0,9	IX24B	5376









	KW			Direct Fit			Upgrade		
									
<b>SUZUKI</b> <i>Continued</i>									
1500 cc - Boulevard M1500	59		01/2010->	2	U20ESR-N	4221	0,7	IU20	5360
1500 cc - C 1500 Intruder (C1)	58		06/2015->	2	U20EPR9	4228	0,7	IU20	5360
1500 cc - C 1500 Intruder (WVAL)	49		01/2005->12/2007	2	U20EPR9	4228	0,7	IU20	5360
1500 cc - C 1500 T Intruder	58		01/2013->	2	U20EPR9	4228	0,7	IU20	5360
1500 cc - M 1500 Intruder	59		01/2009->12/2012	2	U20ESR-N	4221	0,7	IU20	5360
1500 cc - VL 1500 Intruder LC (AL)	49/50		01/1998->12/2006	2	X22EPR-U9	4086	0,9	IX22B	5375
1500 cc - VZ 1500 M Intruder (WVCU)	59		01/2008->12/2009	2	U20ESR-N	4221	0,7	IU20	5360
1600 cc - VZ 1600 Marauder (VNT60B)	54		01/2004->12/2005	2	X20EPR-U9	4125	0,9	IX22B	5375
1800 cc - C 1800 R Intruder	84		01/2008->12/2013	2	U27ETR	4155	0,7	IU27A	5366
1800 cc - C 1800 RT Intruder (WVCT)	84		01/2009->12/2011	2	U27ETR	4155	0,7	IU27A	5366
1800 cc - M 1800 R Intruder (WVCA)	78/92		01/2006->	2	U24ETR	4158	0,7	IU24A	5365
1800 cc - M 1800 R2 Intruder (WVCA)	92		01/2008->12/2010	2	U24ETR	4158	0,7	IU24A	5365
<b>TRIUMPH</b>									
600 cc - Daytona 600	25/72		01/2003->12/2004	4	U27ETR	4155	0,7	IU27A	5366
600 cc - Daytona 600 (806LW)	82		01/2003->12/2004	4	U27ETR	4155	0,7	IU27A	5366
600 cc - Speed Four (806LB)	25/72		01/2002->12/2005	4	U27ETR	4155	0,7	IU27A	5366
600 cc - TT 600 (806AD)	81		01/2000->12/2003	4	U27ETR	4155	0,7	IU27A	5366
650 cc - Bonneville 650 T120 (T120)	34		01/1959->12/1973	2	W24ESR-U	4033	0,5	IW24	5316
650 cc - Bonneville 650 T120R (T120R)	34		01/1972->12/1973	2	W24ESR-U	4033	0,5	IW24	5316
650 cc - Daytona 650 (865LX)	84		01/2005->12/2005	4	U27ETR	4155	0,7	IU27A	5366
650 cc - Tiger 650 Trail	26		01/1982->12/1982	2	W24ESR-U	4033	0,5	IW24	5316
675 cc - Daytona 675	25/72		01/2006->12/2008	3	U27ETR	4155	0,7	IU27A	5366
675 cc - Daytona 675	94		01/2013->	3			0,9	IU27D	5390
675 cc - Daytona 675 (D67LC)	91/92		01/2006->12/2012	3	U27ETR	4155	0,7	IU27A	5366
675 cc - Daytona 675 (H67)	72		01/2013->	3			0,9	IU27D	5390
675 cc - Daytona 675 R (D67LC)	92		01/2011->12/2012	3	U27ETR	4155	0,7	IU27A	5366
675 cc - Daytona 675 R (H67)	72/94		11/2012->	3			0,9	IU27D	5390
675 cc - Daytona 675 Special Edition (D67LC)	91/92		12/2007->12/2010	3	U27ETR	4155	0,7	IU27A	5366
675 cc - Street Triple	79		01/2008->12/2009	3	U27ETR	4155	0,7	IU27A	5366
675 cc - Street Triple (D67LD)	78		11/2010->	3	U27ETR	4155	0,7	IU27A	5366
675 cc - Street Triple (D67LD3)	70		01/2013->	3			0,9	IU27D	5390
675 cc - Street Triple (L67LR)	78		01/2013->01/2014	3			0,9	IU27D	5390
675 cc - Street Triple (L67LR3)	70		01/2013->	3			0,9	IU27D	5390
675 cc - Street Triple R	79		01/2009->12/2009	3	U27ETR	4155	0,7	IU27A	5366
675 cc - Street Triple R (D67LD)	78		09/2010->	3	U27ETR	4155	0,7	IU27A	5366
675 cc - Street Triple R (L67LR)	78		01/2013->01/2014	3			0,9	IU27D	5390
750 cc - Bonneville 750	36		01/1973->12/1988	2	W20ES-U	3051	0,5		
750 cc - Bonneville 750 Executive	36		01/1981->12/1982	2	W20ES-U	3051	0,5		
750 cc - Bonneville 750 Royal	36		01/1981->12/1982	2	W20ES-U	3051	0,5		
750 cc - Bonneville 750 Silver Jubilee LE	36		01/1977->12/1977	2	W20ES-U	3051	0,5		
750 cc - Bonneville 750 Special	31		01/1980->12/1980	2	W20ES-U	3051	0,5		
750 cc - Daytona 750	20		01/1992->12/1993	3	X24EPR-U9	4096	0,9	IX24B	5376
750 cc - Daytona 750	37/66		01/1992->12/1993	3	X27EPR-U9	4111	0,9	IX27B	5377
750 cc - Speed Triple 750	66		01/1996->12/1997	3	X27EPR-U9	4111	0,9	IX27B	5377
750 cc - Tiger 750	30		01/1982->04/1989	2	W24ES-U	4030	0,5	IW24	5316
750 cc - Tiger 750 Trail	31		01/1981->12/1982	2	W24ES-U	4030	0,5	IW24	5316
750 cc - Trident 750	25		01/1990->12/1998	3	X24EPR-U9	4096	0,9	IX24B	5376
750 cc - Trident 750	37/66		01/1990->12/1998	3	X27EPR-U9	4111	0,9	IX27B	5377
790 cc - Bonneville T 100	45		01/2002->12/2004	2	X24EPR-U9	4096	0,9	IX24B	5376
800 cc - America (908M)	45		01/2001->12/2006	2	X24EPR-U9	4096	0,9	IX24B	5376
800 cc - Bonneville 800 (908MD)	45		01/2001->12/2006	2	X24EPR-U9	4096	0,9	IX24B	5376
800 cc - Speedmaster (908ML)	25/45		01/2003->12/2004	2	X24EPR-U9	4096	0,9	IX24B	5376
800 cc - Tiger 800	70		01/2011->12/2014	3	U27ETR	4155	0,7	IU27A	5366
800 cc - Tiger 800 XC (A08)	70		01/2011->12/2014	3	U27ETR	4155	0,7	IU27A	5366
800 cc - Tiger 800 XC (A082)	70		04/2015->	3	U27ETR	4155	0,7	IU27A	5366
800 cc - Tiger 800 XC (C201)	70		03/2016->	3	U27ETR	4155	0,7	IU27A	5366
800 cc - Tiger 800 XCA (A082)	70		04/2015->	3	U27ETR	4155	0,7	IU27A	5366
800 cc - Tiger 800 XCA (C201)	70		03/2016->	3	U27ETR	4155	0,7	IU27A	5366
800 cc - Tiger 800 XCX (A082)	70		04/2015->	3	U27ETR	4155	0,7	IU27A	5366
800 cc - Tiger 800 XCX (C201)	70		03/2016->	3	U27ETR	4155	0,7	IU27A	5366
800 cc - Tiger 800 XR (A082)	70		04/2015->	3	U27ETR	4155	0,7	IU27A	5366
800 cc - Tiger 800 XR (C201)	70		03/2016->	3	U27ETR	4155	0,7	IU27A	5366
800 cc - Tiger 800 XRT (A082)	70		04/2015->	3	U27ETR	4155	0,7	IU27A	5366
800 cc - Tiger 800 XRT (C201)	70		03/2016->	3	U27ETR	4155	0,7	IU27A	5366
800 cc - Tiger 800 XRX (A082)	35/70		04/2015->	3	U27ETR	4155	0,7	IU27A	5366
800 cc - Tiger 800 XRX (C201)	70		03/2016->	3	U27ETR	4155	0,7	IU27A	5366
865 cc - America	45		10/2006->	2	X24EPR-U9	4096	0,9	IX24B	5376









	KW			Direct Fit			Upgrade	
								
<b>TRIUMPH</b> <i>Continued</i>								
865 cc - America (986MK)	41		11/2006->12/2010	2	X24EPR-U9	4096	0,9	IX24B 5376
865 cc - America LT	45		01/2014->	2	X24EPR-U9	4096	0,9	IX24B 5376
865 cc - Bonneville 100 SE	50		01/2009->12/2012	2	X24EPR-U9	4096	0,9	IX24B 5376
865 cc - Bonneville T 100	35/47		01/2005->	2	X24EPR-U9	4096	0,9	IX24B 5376
865 cc - Bonneville T 100 (986MF)	50		01/2006->	2	X24EPR-U9	4096	0,9	IX24B 5376
865 cc - Bonneville T100 110th Anniversary Edition (986MF)	50		01/2013->12/2013	2	X24EPR-U9	4096	0,9	IX24B 5376
865 cc - Bonneville T100 Steve MCQueen SE (986MF)	50		01/2012->12/2013	2	X24EPR-U9	4096	0,9	IX24B 5376
865 cc - Bonneville Tridays-Edition	50		01/2010->12/2010	2	X24EPR-U9	4096	0,9	IX24B 5376
865 cc - Scrambler	25/35/44		01/2006->	2	X24EPR-U9	4096	0,9	IX24B 5376
865 cc - Scrambler (986MG)	42		01/2006->12/2007	2	X24EPR-U9	4096	0,9	IX24B 5376
865 cc - Scrambler (986MG2)	43		08/2007->	2	X24EPR-U9	4096	0,9	IX24B 5376
865 cc - Speedmaster (908ML)	25/41		01/2005->12/2007	2	X24EPR-U9	4096	0,9	IX24B 5376
865 cc - Speedmaster (986ML2)	45		01/2008->12/2010	2	X24EPR-U9	4096	0,9	IX24B 5376
865 cc - Speedmaster (986ML2/11)	35/45		01/2011->	2	X24EPR-U9	4096	0,9	IX24B 5376
900 cc - Bonneville 900 (986MF)	50		01/2007->	2	X24EPR-U9	4096	0,9	IX24B 5376
900 cc - Bonneville 900 Black	50		01/2007->12/2008	2	X24EPR-U9	4096	0,9	IX24B 5376
900 cc - Daytona 900 (T300B)	72		01/1993->12/1996	3	X24EPR-U9	4096	0,9	IX24B 5376
900 cc - Daytona 900 Super III	84		01/1994->12/1996	3	X24EPR-U9	4096	0,9	IX24B 5376
900 cc - Daytona 900 Super III (T300B)	72		01/1994->12/1996	3	X24EPR-U9	4096	0,9	IX24B 5376
900 cc - Legend TT	23		01/1998->12/2001	3	X27EPR-U9	4111	0,9	IX27B 5377
900 cc - Legend TT (T309RT)	51		01/1998->12/2001	3	X27EPR-U9	4111	0,9	IX27B 5377
900 cc - Speed Triple 900 (T300B)	72		01/1994->12/1996	3	X24EPR-U9	4096	0,9	IX24B 5376
900 cc - Speed Triple T509 (T509)	72/80		01/1997->12/1998	3	X24EPR-U9	4096	0,9	IX24B 5376
900 cc - Sprint 900 (T300A)	72		01/1994->12/1997	3	X24EPR-U9	4096	0,9	IX24B 5376
900 cc - Sprint 900 Executive (T300A)	72		01/1998->12/1998	3	X24EPR-U9	4096	0,9	IX24B 5376
900 cc - Sprint 900 Sports (T300A)	70		01/1998->12/1998	3	X24EPR-U9	4096	0,9	IX24B 5376
900 cc - Street Cup	40		01/2017->	2	X24EPR-U9	4096	0,9	IX24B 5376
900 cc - Street Twin (DP01)	40		01/2016->	2	X24EPR-U9	4096	0,9	IX24B 5376
900 cc - Street Twin A2 (DP01)	35		01/2016->	2	X24EPR-U9	4096	0,9	IX24B 5376
900 cc - Thruxton 900 (986ME)	25/51		01/2004->12/2007	2	X24EPR-U9	4096	0,9	IX24B 5376
900 cc - Thruxton 900 (986ME2)	51		01/2008->	2	X24EPR-U9	4096	0,9	IX24B 5376
900 cc - Thunderbird 900	25/51		01/1995->12/2003	3	X24EPR-U9	4096	0,9	IX24B 5376
900 cc - Thunderbird 900 Sport	61		01/2002->12/2004	3	X24EPR-U9	4096	0,9	IX24B 5376
900 cc - Thunderbird 900 Sport (T309RT)	57		01/1998->12/2001	3	X24EPR-U9	4096	0,9	IX24B 5376
900 cc - Tiger 900 (T400)	63/64		01/1993->12/2001	3	X24EPR-U9	4096	0,9	IX24B 5376
900 cc - Trident 900	70/73		01/1990->12/1998	3	X24EPR-U9	4096	0,9	IX24B 5376
900 cc - Trident 900 (T300C)	72		01/1994->12/1998	3	X24EPR-U9	4096	0,9	IX24B 5376
900 cc - Trident 900 Sprint	73		01/1993->12/1993	3	X24EPR-U9	4096	0,9	IX24B 5376
900 cc - Trophy 900	67/72/74		01/1990->12/2001	3	X24EPR-U9	4096	0,9	IX24B 5376
955 cc - Daytona 955i	108		06/2001->12/2006	3	U27ETR	4155	0,7	IU27A 5366
955 cc - Daytona 955i (595SPP)	94		01/1999->12/2001	3	X24EPR-U9	4096	0,8	IX24B 5376
955 cc - Daytona 955i (T595)	72		01/1999->12/2001	3	X24EPR-U9	4096	0,8	IX24B 5376
955 cc - Daytona T595	72/96		01/1997->12/1998	3	X24EPR-U9	4096	0,8	IX24B 5376
955 cc - Speed Triple 955i (595N)	72/88		01/2002->12/2004	3	U27ETR	4155	0,6	IU27A 5366
955 cc - Speed Triple 955i (T509)	72/79		01/1999->12/2001	3	X24EPR-U9	4096	0,8	IX24B 5376
955 cc - Sprint RS (695AC)	72/88		01/2000->12/2001	3	X24EPR-U9	4096	0,8	IX24B 5376
955 cc - Sprint RS (695AC)	72/88		01/2002->12/2004	3	U27ETR	4155	0,7	IU27A 5366
955 cc - Sprint ST (695AB)	88		01/1999->12/2001	3	X24EPR-U9	4096	0,8	IX24B 5376
955 cc - Sprint ST (695AB)	88		01/2002->12/2004	3	U27ETR	4155	0,7	IU27A 5366
955 cc - Sprint ST (T695)	72/77		01/1999->12/2001	3	X24EPR-U9	4096	0,8	IX24B 5376
955 cc - Sprint ST (T695)	72/77		01/2002->12/2004	3	U27ETR	4155	0,7	IU27A 5366
955 cc - Tiger 955i (T709EN)	72/77		01/2001->12/2006	3	X24EPR-U9	4096	0,8	IX24B 5376
1000 cc - Daytona 1000 (T300)	74		01/1991->12/1992	4	X24EPR-U9	4096	0,8	IX24B 5376
1050 cc - Speed Triple 1050 (515NJ)	72/96/97		01/2005->12/2010	3	U24ETR	4158	0,9	IU24A 5365
1050 cc - Sprint GT (215ND)	96		01/2011->12/2012	3	U27ETR	4155	0,7	IU27A 5366
1050 cc - Sprint ST (215NA)	92/93/95		01/2005->12/2010	3	U27ETR	4155	0,7	IU27A 5366
1050 cc - Tiger 1050 (115NG)	85		01/2007->12/2011	3	U27ETR	4155	0,7	IU27A 5366
1050 cc - Tiger 1050 SE (115NG)	85		01/2011->12/2012	3	U27ETR	4155	0,7	IU27A 5366
1050 cc - Tiger 1050 Sport (115NG)	92		01/2013->12/2013	3	U27ETR	4155	0,7	IU27A 5366
1200 cc - Daytona 1200 (T300)	72/108		01/1993->12/1997	4	X24EPR-U9	4096	0,9	IX24B 5376
1200 cc - Trophy 1200	79/81/92/103		01/1990->12/2003	4	X24EPR-U9	4096	0,9	IX24B 5376
1200 cc - Trophy 1200 (T300)	72/74/79		01/1992->12/2003	4	X24EPR-U9	4096	0,9	IX24B 5376
1200 cc - Trophy SE (V13VH)	99		01/2013->	3	U24ETR	4158	0,7	IU24A 5365









	KW			Direct Fit			Upgrade		
									
<b>TRIUMPH</b> <i>Continued</i>									
1600 cc - Thunderbird	63		01/2010->	2	X20EPR-U9	4125	0,9	IX22B	5375
2300 cc - Rocket III (C23XB)	103	Twin Spark	01/2004->12/2009	6	X24EPR-U9	4096	0,9	IX24B	5376
2300 cc - Rocket III Classic (C23XB)	103	Twin Spark	11/2005->12/2009	6	X24EPR-U9	4096	0,9	IX24B	5376
2300 cc - Rocket III Roadster (C23XB)	109	Twin Spark	12/2009->	6	X24EPR-U9	4096	0,9	IX24B	5376
2300 cc - Rocket III Touring (C23XC)	78	Twin Spark	01/2008->	6	X24EPR-U9	4096	0,9	IX24B	5376
<b>VESPA</b>									
50 cc - ET2 50 (ZAPC381)	3		03/1997->12/2005	1	W27ESR-U	4045	0,6	IW27	5317
50 cc - LX 50 (ZAPM381)	3		03/2005->	1	W27ESR-U	4045	0,7	IW27	5317
50 cc - LX 50 2T Chic (ZAPM381)	3		02/2010->12/2010	1	W27ESR-U	4045	0,7	IW27	5317
50 cc - LX 50 2T Touring (ZAPM381)	3		02/2010->	1	W27ESR-U	4045	0,7	IW27	5317
50 cc - LX 50 4T (ZAPM383)	2		03/2005->09/2007	1			0,9	IU22	5361
50 cc - LX 50 4T 4V (ZAPM387)	3		03/2008->	1	Y27FER-C	4162	0,6	IY27	5401
50 cc - LXV 50	3		03/2006->12/2013	1	W27ESR-U	4045	0,6	IW27	5317
50 cc - PK 50 (V5X1T)	2		01/1983->09/1986	1	W20FSR-U	6053	0,5	IWF22	5379
50 cc - PK 50 S (V5X1T)	2		01/1983->09/1986	1	W20FSR-U	6053	0,5	IWF22	5379
50 cc - PK 50 S AUTOMATIC (V5X1T)	2		03/1985->09/1986	1	W20FSR-U	6053	0,5	IWF22	5379
50 cc - PK 50 S LUSO (V5X1T)	2		03/1985->12/1986	1	W20FSR-U	6053	0,5	IWF22	5379
50 cc - PK 50 XL 2 AUTOMATIC (V5P1T)	3		01/1991->09/1996	1	W24ESR-U	4033	0,5	IW24	5316
50 cc - S 50 2T College	3		02/2010->12/2013	1	W27ESR-U	4045	0,8	IW27	5317
50 cc - S 50 4T 4V	3		05/2008->	1	Y27FER-C	4162	0,6	IY27	5401
50 cc - S 50 4T 4V College	3		02/2010->12/2013	1	Y27FER-C	4162	0,6	IY27	5401
80 cc - PK 80 S (V8X5T)	4		01/1983->09/1986	1	W22FS-U	4025	0,5	IWF22	5379
80 cc - PK 80 S AUTOMATIC (V8X5T)	4		01/1984->09/1986	1	W22FS-U	4025	0,5	IWF22	5379
80 cc - PK 80 S LUSO (V8X5T)	4		03/1985->09/1986	1	W22FS-U	4025	0,5	IWF22	5379
80 cc - PX 80 E (V8X1T, V8X5T)	5		03/1981->09/1983	1	W20ESR-U	3057	0,5		
80 cc - PX 80 E Lusso	5		03/1983->12/1996	1	W22ESR-U	3098	0,5		
80 cc - PX 80 E Lusso Spezial	5		03/1988->09/1994	1	W22ESR-U	3098	0,5		
80 cc - PX 80 E Traveller (V8X1T, V8X5T)	5		03/1981->09/1983	1	W20ESR-U	3057	0,5		
125 cc - Cosa 125 (VNR1T)	6		01/1988->12/1991	1	W24ESR-U	4033	0,5	IW24	5316
125 cc - Cosa 125 (VNR1T)	6		01/1991->09/1998	1	W27ESR-U	4045	0,5	IW27	5317
125 cc - GT 125 L	11		04/2003->12/2006	1	U24ESR-NB	4223	0,6	IU24	5362
125 cc - GTS 125 (ZAPM313)	10		03/2006->12/2013	1			0,9	IU24A	5365
125 cc - GTS 125 i.e. Super (ZAPM453)	11		06/2009->12/2013	1			0,9	IU24A	5365
125 cc - GTV 125	10		01/2007->12/2009	1	U24ESR-NB	4223	0,6	IU24	5362
125 cc - LX 125 (ZAPM441, ZAPM443)	8		01/2005->12/2010	1			0,9	IU22	5361
125 cc - LX 125 3V i.e. (ZAPM683)	9		03/2012->	1	U24ESR-NB	4223	0,6	IU24	5362
125 cc - LX 125 i.e. (ZAPM681)	8		03/2010->09/2012	1	U24ESR-NB	4223	0,6	IU24	5362
125 cc - LXV 125	8		03/2006->12/2010	1			0,9	IU22	5361
125 cc - PK 125 AUTOMATIC (VMX6T)	6		03/1986->09/1990	1	W22FS-U	4025	0,5	IWF22	5379
125 cc - PK 125 S (VMX5T)	5		03/1982->09/1986	1	W22FS-U	4025	0,5	IWF22	5379
125 cc - PK 125 S AUTOMATIC (VMS1T)	6		01/1984->09/1985	1	W22FS-U	4025	0,5	IWF22	5379
125 cc - PK 125 XL 2 (VMX7T)	6		03/1991->03/1996	1	W24ESR-U	4033	0,5	IW24	5316
125 cc - PK 125 XL AUTOMATIC (VMX6T)	6		01/1988->	1	W24FS-U	4038	0,5	IWF24	5380
125 cc - PX 125 E Lusso (VNX2T)	6		03/1983->09/1997	1	W20FSR-U	6053	0,7	IWF22	5379
125 cc - PX 125 FL DT	6		01/2000->12/2008	1	W16FS-U	3034	0,6		
125 cc - PX 125 FL DT (ZAPM47100)	6		01/2001->	1	W16FS-U	3034	0,6		
125 cc - S 125 i.e. (M68)	8		06/2009->12/2013	1			0,8	IU22	5361
150 cc - Cosa 150 (VLR1T)	7		01/1988->09/1998	1	W24ESR-U	4033	0,7	IW24	5316
150 cc - ET4 150 (ZAPM04)	9		03/1996->09/1999	1	U22ESR-N	4174	0,6	IU22	5361
150 cc - ET4 150 Leader (ZAPM19)	9		11/2001->12/2002	1	U24ESR-NB	4223	0,6	IU24	5362
150 cc - ET4 150 Leader (ZAPM19)	9		01/2002->12/2004	1	U22ESR-N	4174	0,8	IU22	5361
150 cc - LX 150 (ZAPM442)	9		01/2005->12/2010	1	U22ESR-N	4174	0,8	IU22	5361
150 cc - LX 150 i.e. (ZAPM682)	9		03/2010->09/2012	1	U22ESR-N	4174	0,8	IU22	5361
150 cc - PX 150 E Lusso (VLX1T)	7		01/1987->03/1997	1	W20FSR-U	6053	0,5	IWF22	5379
200 cc - Cosa 200 (VDR1M)	7		01/1988->09/1998	1	W24ESR-U	4033	0,5	IW24	5316
200 cc - Cosa 200 (VSR1T)	9		01/1988->09/1998	1	W24ESR-U	4033	0,5	IW24	5316
200 cc - PX 200 E Grand Sport (VSX1T)	9		01/1987->12/1998	1	W20ESR-U	3057	0,5		
200 cc - PX 200 E GS Traveller	9		03/1987->09/1997	1	W20ESR-U	3057	0,5		
200 cc - PX 200 E Lusso (VSX1T)	7		03/1983->09/1997	1	W20ESR-U	3057	0,5		
200 cc - PX 200 E Lusso Spezial (VSX1T)	7		01/1987->03/1997	1	W20ESR-U	3057	0,5		
200 cc - PX 200 E Traveller (VSX1T)	7		01/1987->09/1997	1	W20ESR-U	3057	0,5		
200 cc - PX 200 FL DT (VSX1T)	9		01/2001->12/2004	1	W22ESR-U	3098	0,5		
250 cc - GTV 250	16		01/2007->09/2012	1			0,9	IU24	5362
300 cc - GTS 300 Super (ZAPM452)	16		04/2008->	1	U24ETR	4158	0,7	IU24A	5365
<b>YAMAHA</b>									
50 cc - Aerox	2		01/2014->	1	W24FSR	4037	0,7	IWF24	5380
50 cc - Aerox 4	3		01/2014->	1	W24FSR	4037	0,7	IWF24	5380











	KW			Direct Fit			Upgrade		
									
<b>YAMAHA</b> <i>Continued</i>									
50 cc - Aerox 50 CatCon. (AEROX-R, YQ)	3		01/1997->12/1999	1	W24FSR	4037	0,7	IWF24	5380
50 cc - Aerox 50 R (SA14, YQ)	2		01/2013->12/2013	1	W24FSR	4037	0,7	IWF24	5380
50 cc - Aerox 50 R Naked (SA14, YQ)	2		01/2013->12/2013	1	W24FSR	4037	0,7	IWF24	5380
50 cc - Aerox 50 Ultimate CatCon. (AEROX-R, YQ)	3		01/1998->12/1999	1	W24FSR	4037	0,7	IWF24	5380
50 cc - Aerox Naked	2		01/2014->	1	W24FSR	4037	0,7	IWF24	5380
50 cc - Aerox R (SA14, YQ)	2		01/2001->12/2003	1	W24FSR	4037	0,7	IWF24	5380
50 cc - Aerox R 50 CatCon.	3		01/1997->12/2001	1	W24FSR	4037	0,7	IWF24	5380
50 cc - Aerox R 50 CatCon. M-Biaggi (SA14, YQ)	3		01/2000->12/2001	1	W24FSR	4037	0,7	IWF24	5380
50 cc - Aerox R Race Replica (SA14, YQ)	2		06/2009->12/2011	1	W24FSR	4037	0,7	IWF24	5380
50 cc - Aerox Race Replica (SA14, YQ)	2		01/2004->12/2007	1	W24FSR	4037	0,7	IWF24	5380
50 cc - Aerox WGP 50th Anniversary (SA14, YQ)	2		01/2012->12/2013	1	W24FSR	4037	0,7	IWF24	5380
50 cc - Axis 50 CatCon. (3UG)	3		01/1995->12/1997	1	W22FSR	4024	0,7	IWF22	5379
50 cc - Axis 50 CatCon. (5AK)	1		01/1995->12/1998	1	W22FSR	4024	0,7	IWF22	5379
50 cc - Breeze 50 CatCon.	3		01/1994->12/1998	1	W22FSR	4024	0,7	IWF22	5379
50 cc - BW 50	2		01/1993->12/1994	1	W22FPR-U	4022	0,7	IWF22	5379
50 cc - BW 50 (4BX/4RD)	3		01/1991->12/1996	1	W22FPR-U	4022	0,7	IWF22	5379
50 cc - BW 50 Bump CatCon. (4VA)	3		01/1997->12/1999	1	W22FPR-U	4022	0,7	IWF22	5379
50 cc - BW 50 NG	3		01/1995->12/1999	1	W22FPR-U	4022	0,7	IWF22	5379
50 cc - BW 50 NG CatCon. (SA056)	3		01/1999->12/2008	1	W22FPR-U	4022	0,7	IWF22	5379
50 cc - BW 50 Original	2		01/2010->12/2011	1	W22FPR-U	4022	0,7	IWF22	5379
50 cc - BW 50 R (4BX/4RD)	3		01/1991->12/1996	1	W22FPR-U	4022	0,7	IWF22	5379
50 cc - BW 50 SPY CatCon. (4VA)	3		01/1995->12/1999	1	W22FPR-U	4022	0,7	IWF22	5379
50 cc - CA 50 M Salient	2		01/1984->	1	W20FPR-U	3070	0,7	IWF20	5378
50 cc - DT 50 M (2M4)	2		01/1978->12/1983	1	W24ES-U	4030	0,8	IW24	5316
50 cc - DT 50 MX (1NN)	3		01/1986->12/1989	1	W24ES-U	4030	0,8	IW24	5316
50 cc - DT 50 MX-S (102282)	3		01/1986->12/1989	1	W24ES-U	4030	0,8	IW24	5316
50 cc - DT 50 MX-S (2UM)	3		01/1986->12/1987	1	W24ES-U	4030	0,8	IW24	5316
50 cc - DT 50 R	2		01/2004->	1	W24ES-U	4030	0,8	IW24	5316
50 cc - DT 50 R (3MN)	2		01/1989->12/1998	1	W24ES-U	4030	0,8	IW24	5316
50 cc - DT 50 X	1/2		01/2003->	1	W24ES-U	4030	0,8	IW24	5316
50 cc - Giggle (SA35)	3		12/2007->12/2009	1	U22ESR-N	4174	0,8	IU22	5361
50 cc - Jog R	2		01/2002->12/2005	1	W20FPR-U	3070	0,7	IWF20	5378
50 cc - Jog R (SA22)	2		01/2006->	1	W20FPR-U	3070	0,7	IWF20	5378
50 cc - Jog RR	3		01/2002->12/2005	1	W20FPR-U	3070	0,7	IWF20	5378
50 cc - Jog RR (SA22)	2		01/2006->	1	W20FPR-U	3070	0,7	IWF20	5378
50 cc - Neos 50 2T	2		01/2004->12/2006	1	W22FSR	4024	0,7	IWF22	5379
50 cc - Neos 50 2T (5AD)	2		01/2007->	1	W22FSR	4024	0,7	IWF22	5379
50 cc - Neos 50 2T (SA15)	2		01/2002->12/2003	1	W22FSR	4024	0,7	IWF22	5379
50 cc - Neos 50 2T CatCon.	2		01/1997->12/2007	1	W22FSR	4024	0,7	IWF22	5379
50 cc - Neos 50 2T Easy (5AD)	2		01/2014->	1	W22FSR	4024	0,7	IWF22	5379
50 cc - Neos 50 4T (5AD)	2		11/2008->	1	U22ESR-N	4174	0,7	IU22	5361
50 cc - RD 50 DX (2U1)	5		01/1974->12/1979	1	W24FS-U	4038	0,7	IWF24	5380
50 cc - RD 50 M (2E0, 2L4)	2		07/1977->12/1982	1	W24FS-U	4038	0,7	IWF24	5380
50 cc - Slider 50 CatCon. (SA09)	2		01/2000->12/2006	1	W24FSR	4037	0,7	IWF24	5380
50 cc - TZR 50 (RA03)	2		01/2003->	1	W27ESR	6069	0,7	IW27	5317
50 cc - Why 50 CatCon.	2		01/1999->12/2012	1	W24FSR	4037	0,6	IWF24	5380
50 cc - Zest 50 (4FW)	2		01/1993->12/1997	1	W20FSR-U	6053	0,7	IWF22	5379
50 cc - Zest 50 CatCon.	3		01/1994->12/1999	1	W20FSR-U	6053	0,7	IWF22	5379
80 cc - DT 80 LC1 (37A)	7		01/1983->09/1984	1	W24ESR-U	4033	0,7	IW24	5316
80 cc - DT 80 LC2 (53V)	7		01/1985->12/1997	1	W27ESR-U	4045	0,7	IW27	5317
80 cc - DT 80 MX-S (5J1)	5		01/1980->12/1984	1	W24ESR-U	4033	0,7	IW24	5316
80 cc - DT 80 MX-S (5T8)	6		01/1983->12/1986	1	W24ESR-U	4033	0,7	IW24	5316
80 cc - FS 80 SE (5A7)	5		01/1981->01/1984	1	W24ESR-U	4033	0,7	IW24	5316
80 cc - RD 80 LC 1 (10X)	6		01/1982->12/1984	1	W24ESR-U	4033	0,8	IW24	5316
80 cc - RD 80 LC 2 (30W)	7		01/1983->12/1987	1	W24ESR-U	4033	0,7	IW24	5316
80 cc - Zest 80 (4MU)	5		01/1994->12/1998	1	W22FSR	4024	0,7	IWF22	5379
100 cc - Aerox 100 CatCon. (SB05, YQ)	6		01/2000->12/2003	1	W22FPR-U	4022	0,7	IWF22	5379
100 cc - BWs 100 CatCon. (SB02)	6		01/1999->12/2001	1	W22FPR-U	4022	0,7	IWF22	5379
100 cc - Neos 100 CatCon.	5		01/2000->12/2003	1	W22FPR-U	4022	0,7	IWF22	5379
110 cc - T 110 (KE14)	5		11/2009->	1	U22FSR-U	4008	0,7	IUF22	5383
110 cc - T 110 (UE0)	6		01/2003->	1	U22FSR-U	4008	0,7	IUF22	5383
125 cc - BL 125 Beluga (50W)	7		01/1984->12/1989	1	W24FPR	4188	0,7	IWF24	5380
125 cc - BWs 125 (SE551)	7		01/2010->12/2013	1	U22FSR-U	4008	0,6	IUF22	5383
125 cc - Cygnus X (SE08)	8		01/2003->12/2006	1	U22ESR-N	4174	0,7	IU22	5361
125 cc - Cygnus X (SE411)	8		01/2007->12/2010	1	U22ESR-N	4174	0,7	IU22	5361
125 cc - DT 125 E (1G0)	7		01/1976->12/1979	1	W27ESR-U	4045	0,8	IW27	5317
125 cc - DT 125 R (4BL)	9/11/ 17		01/1991->12/2000	1	W27ESR-U	4045	0,8	IW27	5317









	KW			Direct Fit			Upgrade		
									
<b>YAMAHA</b> <i>Continued</i>									
125 cc - DT 125 R (DE03)	10/17		01/1999->12/2003	1	W27ESR-U	4045	0,8	IW27	5317
125 cc - DT 125 RE (DE06)	7/11		01/2003->12/2006	1	W27ESR-U	4045	0,8	IW27	5317
125 cc - DT 125 X (DE06)	11		01/2004->12/2006	1	W24ESR-U	4033	0,6	IW24	5316
125 cc - Maxster (SE05)	9		01/2001->12/2003	1	U22ESR-N	4174	0,7	IU22	5361
125 cc - MT-125 (RE11)	11		01/2015->	1	U24ESR-N	4126	0,8	IU24	5362
125 cc - MT-125 (RE29)	11		06/2016->	1	U24ESR-N	4126	0,8	IU24	5362
125 cc - MT-125A (RE11)	11		01/2015->	1	U24ESR-N	4126	0,8	IU24	5362
125 cc - RD 125 DX (1E7)	13		01/1976->12/1977	2	W24ESR-U	4033	0,7	IW24	5316
125 cc - RD 125 LC (10W)	13		01/1982->12/1984	1	W27ESR-U	4045	0,8	IW27	5317
125 cc - SR 125 (10F)	9		01/1996->12/2002	1	X24ESR-U	4101	0,7	IX24	5372
125 cc - TDR 125 (4GW)	9		01/1992->12/1998	1	W27ESR-U	4045	0,7	IW27	5317
125 cc - TDR 125 (5AN)	11		01/1997->12/2002	1	W27ESR-U	4045	0,7	IW27	5317
125 cc - Teos 125 (SE04)	9		01/2000->12/2003	1	U24ESR-N	4126	0,7	IU24	5362
125 cc - Tricity 125 (SE78)	8		01/2014->12/2016	1	U24ESR-N	4126	0,7	IU24	5362
125 cc - Tricity 125 (SEC2)	9		01/2017->	1	U24ESR-N	4126	0,7	IU24	5362
125 cc - TW 125 (DE01)	9		01/1999->12/2003	1	X24ESR-U	4101	0,7	IX24	5372
125 cc - TY 125 (1K6)	7		01/1980->12/1980	1	W22FS-U	4025	0,7	IWF22	5379
125 cc - TZR 125 (4FL)	11		01/1997->12/1999	1			0,8	IWM27	5392
125 cc - Vity	6		12/2007->12/2013	1	U22ESR-N	4174	0,6	IU22	5361
125 cc - WR 125 R (DE07)	11		11/2008->	1	U24ESR-N	4126	0,7	IU24	5362
125 cc - WR 125 X (DE07)	11		11/2008->	1	U24ESR-N	4126	0,7	IU24	5362
125 cc - XC 125 Beluga	6		01/1992->12/1995	1	U20FSR-U	4004	0,7	IUF22	5383
125 cc - XC 125 Cygnus F	6		01/2000->12/2003	1	U22ESR-N	4174	0,7	IU22	5361
125 cc - XC 125 Cygnus X (SE42)	6		10/2007->	1	U22ESR-N	4174	0,7	IU22	5361
125 cc - XC 125 T Cygnus	6		01/1994->12/2000	1	U22ESR-N	4174	0,7	IU22	5361
125 cc - XC 125 TR Cygnus	6		01/1995->12/2000	1	U22ESR-N	4174	0,7	IU22	5361
125 cc - X-City 125 (SE43)	11		10/2007->12/2012	1	U27ESR-N	4131	0,7	IU27	5363
125 cc - Xenter 125 (SE59)	9		01/2012->	1	U27ESR-N	4131	0,8	IU27	5363
125 cc - Xenter 125 (SED4)	9		08/2016->	1	U27ESR-N	4131	0,8	IU27	5363
125 cc - X-Max 125 (SE32)	10		10/2005->12/2009	1	U24ESR-N	4126	0,8	IU24	5362
125 cc - X-Max 125 (SE54)	10		01/2010->	1	U24ESR-N	4126	0,8	IU24	5362
125 cc - X-Max 125 (SEC3)	11		01/2017->	1	U24ESR-N	4126	0,7	IU24	5362
125 cc - X-Max 125 ABS (SE54)	10		01/2011->	1	U24ESR-N	4126	0,8	IU24	5362
125 cc - X-Max 125 Business (SE54)	10		01/2011->12/2013	1	U24ESR-N	4126	0,8	IU24	5362
125 cc - X-Max 125 Momodesign (SE54)	10		01/2013->	1	U24ESR-N	4126	0,8	IU24	5362
125 cc - XT 125 R	8		01/2004->12/2012	1	U22FSR-U	4008	0,7	IUF22	5383
125 cc - XT 125 X	7		01/2004->12/2011	1	U22FSR-U	4008	0,7	IUF22	5383
125 cc - XV 125 Virago (5Aj)	7/8		01/1997->12/2002	2	U20FSR-U	4004	0,7	IUF22	5383
125 cc - XVS 125 Drag Star (VE01)	10		01/2000->12/2003	2	U22FSR-U	4008	0,7	IUF22	5383
125 cc - YBR 125 (RE03)	8		01/2005->12/2005	1	U22FSR-U	4008	0,7	IUF22	5383
125 cc - YBR 125 (RE04)	8		01/2006->12/2006	1	U22FSR-U	4008	0,7	IUF22	5383
125 cc - YBR 125 (RE05)	8		01/2007->12/2009	1	U22FSR-U	4008	0,7	IUF22	5383
125 cc - YBR 125 (RE07)	8		04/2008->12/2009	1	U22FSR-U	4008	0,7	IUF22	5383
125 cc - YBR 125 (RE10)	7		01/2010->	1	U22FSR-U	4008	0,7	IUF22	5383
125 cc - YBR 125 Custom (RE10)	8		01/2008->	1	U22FSR-U	4008	0,7	IUF22	5383
125 cc - YP 125 (SE64)	10		05/2012->	1	U22FSR-U	4008	0,7	IUF22	5383
125 cc - YP 125 Majesty (SE02)	8		01/1998->12/2000	1	U24ESR-N	4126	0,7	IU24	5362
125 cc - YP 125 Majesty (SE06)	8/9		01/2001->12/2009	1	U24ESR-N	4126	0,7	IU24	5362
125 cc - YZF-R 125 (RE06)	11		02/2008->12/2013	1	U24ESR-N	4126	0,7	IU24	5362
125 cc - YZF-R 125 Race Replica (RE06)	11		06/2009->12/2011	1	U24ESR-N	4126	0,7	IU24	5362
125 cc - YZF-R125 (RE11)	11		01/2015->	1	U24ESR-N	4126	0,8	IU24	5362
125 cc - YZF-R125 (RE29)	11		06/2016->	1	U24ESR-N	4126	0,8	IU24	5362
125 cc - YZF-R125 ABS (RE11)	11		01/2015->	1	U24ESR-N	4126	0,8	IU24	5362
150 cc - XC 150 Fly One	9		01/1997->12/1998	1	U22ESR-N	4174	0,7	IU22	5361
175 cc - DT 175 (2K4)	12		01/1978->12/1982	1	W24ESR-U	4033	0,8	IW24	5316
180 cc - YP 180 R Majesty (SG12)	11		01/2003->	1	U24ESR-N	4126	0,7	IU24	5362
200 cc - RD 200 (397)	16		01/1975->12/1977	2	W24ESR-U	4033	0,7	IW24	5316
200 cc - RD 200 DX (1E8)	13/17		01/1976->12/1981	2	W24ESR-U	4033	0,8	IW24	5316
250 cc - DT 250 (512)	16		01/1975->12/1976	1	W24ESR-U	4033	0,8	IW24	5316
250 cc - DT 250 MX (1R7)	12		01/1977->12/1982	1	W24ESR-U	4033	0,8	IW24	5316
250 cc - RD 250 DX (1A2)	20/22		01/1976->12/1979	2	W24ESR-U	4033	0,8	IW24	5316
250 cc - RD 250 LC (4L1)	13/20/ 28		01/1980->12/1983	2	W24ESR-U	4033	0,8	IW24	5316
250 cc - SR 250 (3Y8)	13/15		01/1980->12/1984	1	W22EPR-U	3088	0,8	IW22	5307
250 cc - TDR 250 (3CK)	37		01/1987->12/1990	2	W27ESR-U	4045	0,7	IW27	5317
250 cc - Tricker XG 250 (DG14)	14		01/2005->12/2006	1	X22ESR-U	4091	0,7	IX22	5371
250 cc - TY 250	16		01/1993->12/1993	1			1,1	IW20	5306
250 cc - TZR 250 (2MA)	37		01/1987->12/1991	2	W27ESR-U	4045	0,7	IW27	5317

	KW			Direct Fit			Upgrade		
									
<b>YAMAHA</b> <i>Continued</i>									
250 cc - WR 250 F	11/28		01/2004->	1	U24ESR-N	4126	0,7	IU24	5362
250 cc - WR 250 F (CG11)	21		01/2001->12/2002	1	U24ESR-N	4126	0,7	IU24	5362
250 cc - WR 250 F (CG16)	21		01/2003->12/2004	1	U24ESR-N	4126	0,7	IU24	5362
250 cc - WR 250 R (DG20)	23		09/2007->	1	U27ETR	4155	0,8	IU27A	5366
250 cc - WR 250 X (DG20)	23		09/2007->	1	U27ETR	4155	0,8	IU27A	5366
250 cc - X-City 250 (SG19)	16		01/2007->	1	X24EPR-U9	4096	0,9	IX24B	5376
250 cc - X-Max 250 (SG16)	15/16		01/2005->12/2009	1	X24EPR-U9	4096	0,9	IX24B	5376
250 cc - X-Max 250 (SG22)	15		01/2010->	1	X24ESR-U	4101	0,7	IX24	5372
250 cc - X-Max 250 ABS (SG22)	15		01/2011->	1	X24ESR-U	4101	0,7	IX24	5372
250 cc - X-Max 250 Black (SG22)	16		11/2008->12/2009	1	X24EPR-U9	4096	0,9	IX24B	5376
250 cc - X-Max 250 Momodesign (SG22)	15		01/2013->12/2013	1	X24ESR-U	4101	0,7	IX24	5372
250 cc - X-Max 250 Sport (SG22)	15		01/2011->12/2012	1	X24ESR-U	4101	0,7	IX24	5372
250 cc - XT 250 (3Y3)	13		01/1980->12/1990	1	X24ESR-U	4101	0,7	IX24	5372
250 cc - XV 250 S Virago (VG01)	13/16		01/1994->12/2000	2	U20FSR-U	4004	0,7	IUF22	5383
250 cc - XV 250 Virago (3LS)	16		01/1988->12/1998	2	U20FSR-U	4004	0,7	IUF22	5383
250 cc - XV 250 Virago (3LW)	13		01/1988->12/1998	2	U20FSR-U	4004	0,7	IUF22	5383
250 cc - XVS 250 Drag Star (VG03)	16		01/2000->12/2002	2	U20FSR-U	4004	0,7	IUF22	5383
250 cc - YBR 250 (RG02)	16		01/2006->	1	X24ESR-U	4101	0,7	IX24	5372
250 cc - YP 250 (SG25)	15		07/2012->	1	X24ESR-U	4101	0,7	IX24	5372
250 cc - YP 250 Majesty (4UC)	15		01/1995->12/1999	1	X24ESR-U	4101	0,7	IX24	5372
250 cc - YP 250 Majesty (SG04)	16		01/2000->12/2004	1	X24EPR-U9	4096	0,9	IX24B	5376
250 cc - YP 250 Majesty ABS (SG04)	16		01/2000->12/2004	1	X24EPR-U9	4096	0,9	IX24B	5376
250 cc - YP 250 Majesty DX (SG02)	15		01/1997->12/1999	1	X24ESR-U	4101	0,7	IX24	5372
250 cc - YP 250 Majesty DX ABS (SG02)	15		01/1997->12/1999	1	X24ESR-U	4101	0,7	IX24	5372
250 cc - YP 250 R X-Max (SG25)	15		01/2010->	1	X24ESR-U	4101	0,7	IX24	5372
300 cc - MT-03	31		01/2016->	1	U24ESR-N	4126	0,8	IU24	5362
300 cc - Versity 300 (SH01)	15		01/2003->12/2004	1	X24ESR-U	4101	0,7	IX24	5372
300 cc - YZF-R3 (RH07)	31		01/2015->	2	U24ESR-N	4126	0,8	IU24	5362
350 cc - RD 350 (4L0)	34/36		01/1981->12/1983	2	W24ESR-U	4033	0,8	IW24	5316
350 cc - RD 350 LC YPVS (1WW)	37		01/1986->12/1990	2	W27ESR-U	4045	0,8	IW27	5317
350 cc - RD 350 LC YPVS (1WX)	20		01/1986->12/1990	2	W27ESR-U	4045	0,8	IW27	5317
350 cc - RD 350 LC YPVS (31K)	37/43		01/1983->12/1987	2	W24ESR-U	4033	0,8	IW24	5316
350 cc - XT 350 (3YT)	13		01/1990->12/1996	1	X24ESR-U	4101	0,7	IX24	5372
350 cc - XT 350 (55V, 59Y)	20		01/1985->12/1990	1	X24ESR-U	4101	0,7	IX24	5372
360 cc - XS 360 (1U4)	20		01/1977->12/1979	2	W20EPR-U	3047	0,8	IW20	5306
400 cc - DT 400 (513)	15		01/1975->12/1976	1	W24ESR-U	4033	0,8	IW24	5316
400 cc - DT 400 MX (1R6)	15		01/1977->12/1980	1	W24ESR-U	4033	0,7	IW24	5316
400 cc - FZR 400 A (3BF)	37		01/1990->12/1990	4	X24ESR-U	4101	0,7	IX24	5372
400 cc - RD 400 (1A3)	32		01/1976->12/1980	2	W24ESR-U	4033	0,7	IW24	5316
400 cc - SR 400 (RH05)	17		11/2013->	1	W22EPR-U	3088	0,8	IW22	5307
400 cc - SR 400 50 Jahre Edition (RH05)	17		11/2013->	1	W22EPR-U	3088	0,8	IW22	5307
400 cc - WR 400 F (CH02)	27		01/1998->12/2002	1	U24ESR-N	4126	0,7	IU24	5362
400 cc - X-Max 400	23		04/2013->12/2013	1	U22EPR9	4234	0,7	IU22	5361
400 cc - X-Max 400 (SH11)	25		01/2017->	1	U22EPR9	4234	0,7	IU22	5361
400 cc - X-Max 400 (SH11)	25		01/2017->	1	U22ESR-N	4174	0,7	IU22	5361
400 cc - X-Max 400 ABS	23		01/2014->	1	U22EPR9	4234	0,7	IU22	5361
400 cc - X-Max 400 ABS	23		01/2014->	1	U22ESR-N	4174	0,7	IU22	5361
400 cc - XS 400 (12E)	20/33		01/1982->12/1990	2	X24ESR-U	4101	0,7	IX24	5372
400 cc - XS 400 (2A2)	20/33		01/1978->12/1981	2	W22EPR-U	3088	0,8	IW22	5307
400 cc - XS 400 SE (4G5)	20		01/1980->12/1982	2	W22EPR-U	3088	0,8	IW22	5307
400 cc - YP 400 Majesty	26		01/2007->12/2008	1	U22ESR-N	4174	0,7	IU22	5361
400 cc - YP 400 Majesty (SH02)	25		01/2004->12/2004	1	U22ESR-N	4174	0,7	IU22	5361
400 cc - YP 400 Majesty (SH05)	25		11/2008->12/2012	1	U22EPR9	4234	0,7	IU22	5361
400 cc - YP 400 Majesty ABS (SH05)	25		11/2008->12/2012	1	U22EPR9	4234	0,7	IU22	5361
400 cc - YP 400 R (SH07)	23		05/2013->	1	U22EPR9	4234	0,7	IU22	5361
426 cc - WR 426 F (CJ02)	27		01/1998->12/2002	1	U24ESR-N	4126	0,8	IU24	5362
450 cc - WR 450 (DJ03)	10/27		01/2011->	1	U24ESR-N	4126	0,8	IU24	5362
450 cc - WR 450 F	10/43		01/2003->	1	U24ESR-N	4126	0,8	IU24	5362
450 cc - WR 450 F (CJ)	30		01/2006->	1	U24ESR-N	4126	0,8	IU24	5362
450 cc - WR 450 F (CJ04)	27		01/2001->12/2007	1	U24ESR-N	4126	0,8	IU24	5362
500 cc - RD 500 LC (1GE)	65		03/1984->07/1985	4	W27FSR	4054	0,7	IWF27	5381
500 cc - RD 500 LC YPVS (47X)	65		01/1985->12/1988	4	W27FSR	4054	0,7	IWF27	5381
500 cc - SR 500 (2J4)	20		01/1978->12/1984	1	W22EPR-U	3088	0,8	IW22	5307
500 cc - SR 500 (48T)	17/20		01/1984->12/1998	1	W22EPR-U	3088	0,8	IW22	5307
500 cc - TMAX 500 (5SJ1)	29		01/2001->12/2003	2	U22ESR-N	4174	0,7	IU22	5361
500 cc - TMAX 500 (5J03)	33		12/2004->12/2007	2	U22ESR-N	4174	0,7	IU22	5361
500 cc - TMAX 500 (5J05)	32		12/2007->12/2011	2	U22ESR-N	4174	0,7	IU22	5361









	KW			Direct Fit			Upgrade		
									
<b>YAMAHA</b> <i>Continued</i>									
500 cc - TMAX 500 (SJ06)	32		01/2010->12/2010	2	U22ESR-N	4174	0,7	IU22	5361
500 cc - XS 500 (1H2)	36		01/1976->12/1979	2	X24ESR-U	4101	0,7	IX24	5372
500 cc - XT 500 (1N5)	20		01/1975->12/1977	1	W22EPR-U	3088	0,8	IW22	5307
500 cc - XT 500 (1U6)	20		01/1978->12/1989	1	W22EPR-U	3088	0,8	IW22	5307
500 cc - XV 500 (26R)	20/36		01/1983->12/1987	2	W22EPR-U	3088	0,8	IW22	5307
530 cc - TMAX 530 (SJ09)	34		01/2012->	2	U22ESR-N	4174	0,8	IU22	5361
530 cc - TMAX 530 (SJ14)	34		01/2017->	2	U22ESR-N	4174	0,8	IU22	5361
530 cc - TMAX 530 DX (SJ14)	34		01/2017->	2	U22ESR-N	4174	0,8	IU22	5361
530 cc - TMAX 530 SX (SJ14)	34		01/2017->	2	U22ESR-N	4174	0,8	IU22	5361
530 cc - TMAX Iron Max	34		01/2015->	2	U22ESR-N	4174	0,8	IU22	5361
535 cc - XV 535 DX Virago (VJ01)	25/32		01/1997->12/2003	2	W20EPR-U	3047	0,8	IW20	5306
535 cc - XV 535 S Virago (3BR)	25		01/1989->12/1995	2	W22EPR-U	3088	0,8	IW22	5307
535 cc - XV 535 S Virago (3BT)	32/34		01/1989->12/1995	2	W22EPR-U	3088	0,8	IW22	5307
535 cc - XV 535 Virago (3BR)	20/25/ 34		01/1988->12/1995	2	W22EPR-U	3088	0,8	IW22	5307
535 cc - XV 535 Virago (VJ01)	32		01/1996->12/1998	2	W20EPR-U	3047	0,8	IW20	5306
550 cc - XJ 550 (4V8)	37		01/1981->12/1985	4	X24ESR-U	4101	0,7	IX24	5372
550 cc - XT 550 (28E)	20		01/1982->12/1983	1	X22ESR-U	4091	0,7	IX22	5371
550 cc - XT 550 (5Y3)	28		01/1982->12/1983	1	X22ESR-U	4091	0,7	IX22	5371
600 cc - FZ 6 (RJ07)	25		01/2003->12/2006	4	U31ETR	4135	0,7	IU31A	5367
600 cc - FZ 6 Fazer (RJ07)	72		01/2004->12/2006	4	U27ETR	4155	0,7	IU27A	5366
600 cc - FZ 6 Fazer (RJ14)	57		10/2006->12/2008	4	U27ETR	4155	0,7	IU27A	5366
600 cc - FZ 6 S2 Fazer (RJ14)	72		10/2008->12/2010	4	U27ETR	4155	0,7	IU27A	5366
600 cc - FZR 600 (3HE)	67		01/1988->12/1993	4	U27ESR-N	4131	0,7	IU27	5363
600 cc - FZR 600 (3RG)	25/37		01/1988->12/2001	4	U27ESR-N	4131	0,7	IU27	5363
600 cc - FZR 600 (3RH)	20/25		01/1988->12/1993	4	U27ESR-N	4131	0,7	IU27	5363
600 cc - FZR 600 R (4JH)	72/74		01/1994->12/1996	4	U27ESR-N	4131	0,7	IU27	5363
600 cc - FZR 600 R (4MH)	25		01/1994->12/1995	4	U27ESR-N	4131	0,7	IU27	5363
600 cc - FZS 600 Fazer (RJ02)	25/70		01/1998->12/2003	4	U27ESR-N	4131	0,7	IU27	5363
600 cc - SRX 600 (1XL)	33		01/1987->	1	X22EPR-U9	4086	0,9	IX22B	5375
600 cc - SRX 600 (1XM)	20		01/1987->	1	X22EPR-U9	4086	0,9	IX22B	5375
600 cc - TT 600 (36A)	32		01/1983->12/1985	1	X22ESR-U	4091	0,7	IX22	5371
600 cc - TT 600 N (59X)	32		01/1985->12/1992	1	X22EPR-U9	4086	0,9	IX22B	5375
600 cc - TT 600 R/RE (DJ01)	32		01/1998->12/2004	1	X24EPR-U9	4096	0,9	IX24B	5376
600 cc - TT 600 S/E (4LW)	30		01/1994->12/1998	1	X24EPR-U9	4096	0,9	IX24B	5376
600 cc - XJ 6 (RJ19)	57		11/2008->	4	U27ESR-N	4131	0,8	IU27	5363
600 cc - XJ 6 (RJ22)	35/57		01/2015->	4	U27ESR-N	4131	0,8	IU27	5363
600 cc - XJ 6 ABS (RJ19)	57		11/2008->	4	U27ESR-N	4131	0,8	IU27	5363
600 cc - XJ 6 Diversion (RJ19)	57		11/2008->12/2013	4	U27ESR-N	4131	0,8	IU27	5363
600 cc - XJ 6 Diversion F (RJ19)	57		01/2010->12/2013	4	U27ESR-N	4131	0,8	IU27	5363
600 cc - XJ 6 SP (RJ19)	57		01/2013->12/2013	4	U27ESR-N	4131	0,8	IU27	5363
600 cc - XJ 6 SP ABS (RJ19)	57		01/2013->	4	U27ESR-N	4131	0,8	IU27	5363
600 cc - XJ 600 (3KM)	37/49		01/1989->12/1991	4	X24ESR-U	4101	0,7	IX24	5372
600 cc - XJ 600 (51H, 51J)	37/54		01/1984->12/1990	4	X24ESR-U	4101	0,7	IX24	5372
600 cc - XJ 600 (51J)	35		01/1984->12/1989	4	X24ESR-U	4101	0,7	IX24	5372
600 cc - XJ 600 N (4BR, 4LX)	25/37/ 45		01/1994->12/1997	4	U24ESR-N	4126	0,7	IU24	5362
600 cc - XJ 600 N (RJ01)	25/37/ 45		01/1998->12/2003	4	U24ESR-N	4126	0,7	IU24	5362
600 cc - XJ 600 S Diversion (4BR, 4LX)	20/25/ 37/45		01/1991->12/1997	4	U24ESR-N	4126	0,7	IU24	5362
600 cc - XJ 600 S Diversion (RJ01)	25/37/ 45		01/1998->12/2003	4	U24ESR-N	4126	0,7	IU24	5362
600 cc - XT 600 (2KF)	33		01/1987->12/1989	1	X22EPR-U9	4086	0,9	IX22B	5375
600 cc - XT 600 (2NF)	20		01/1987->12/1989	1	X22EPR-U9	4086	0,9	IX22B	5375
600 cc - XT 600 (43F)	20/32		01/1984->12/1986	1	X22EPR-U9	4086	0,9	IX22B	5375
600 cc - XT 600 E/K (3TB)	33		01/1990->12/1994	1	X24EPR-U9	4096	0,9	IX24B	5376
600 cc - XT 600 E/K (3UW)	20		01/1990->12/1994	1	X24EPR-U9	4096	0,9	IX24B	5376
600 cc - XT 600 E (3TB)	29		01/1995->12/1997	1	X24EPR-U9	4096	0,9	IX24B	5376
600 cc - XT 600 E (DJ02)	25/29		01/1999->12/2003	1	X24EPR-U9	4096	0,9	IX24B	5376
600 cc - XT 600 E (VJ01)	25/29		01/1997->12/1999	1	X24EPR-U9	4096	0,9	IX24B	5376
600 cc - XT 600 Z (1VJ)	20/34		01/1986->12/1987	1	X24EPR-U9	4096	0,9	IX24B	5376
600 cc - XT 600 Z (34L)	20/33		01/1983->12/1984	1	X22ESR-U	4091	0,7	IX22	5371
600 cc - XT 600 Z (3AJ)	20/25/ 34		01/1988->12/1990	1	X24EPR-U9	4096	0,9	IX24B	5376
600 cc - XT 600 Z (55W)	20/33		01/1985->12/1985	1	X24EPR-U9	4096	0,9	IX24B	5376
600 cc - YZF 600 R ThunderCat (4TV)	72		01/1996->12/2001	4	U27ESR-N	4131	0,8	IU27	5363
600 cc - YZF 600 R ThunderCat (4WD)	25		01/1996->	4	U27ESR-N	4131	0,8	IU27	5363
600 cc - YZF-R6	91		01/2015->	4	U31ETR	4135	0,7	IU31A	5367




	KW			Direct Fit			Upgrade	
								
<b>YAMAHA</b> <i>Continued</i>								
600 cc - YZF-R6 (RJ03)	72/88		01/1999->12/2002	4	U31ETR	4135	0,7	IU31A 5367
600 cc - YZF-R6 (RJ05)	86		01/2003->12/2004	4	U31ETR	4135	0,7	IU31A 5367
600 cc - YZF-R6 (RJ09)	86/88		01/2004->12/2005	4	U31ETR	4135	0,7	IU31A 5367
600 cc - YZF-R6 (RJ11)	78/93		11/2005->12/2007	4	U31ETR	4135	0,7	IU31A 5367
600 cc - YZF-R6 (RJ15)	91/95		10/2007->12/2013	4	U31ETR	4135	0,7	IU31A 5367
600 cc - YZF-R6 S (RJ09)	88		11/2005->12/2007	4	U31ETR	4135	0,7	IU31A 5367
600 cc - YZF-R6 WGP 50th Anniversary (RJ15)	91		01/2012->	4	U31ETR	4135	0,7	IU31A 5367
650 cc - XJ 650 (4K0)	37/52/ 53		01/1980->12/1984	4	W22EPR-U	3088	0,8	IW22 5307
650 cc - XJ 650 Turbo (11T)	66		01/1982->12/1983	4	W24EPR-U	4136	0,7	IW24 5316
650 cc - XS 650 (447)	37		01/1975->12/1983	2	W22EPR-U	3088	0,7	IW22 5307
650 cc - XS 650 SE (3L1)	35		01/1979->12/1983	2	W24ESR-U	4033	0,7	IW24 5316
650 cc - XVS 650 A Drag Star Classic (VM02)	25/29		01/1997->12/2000	2	X22EPR-U9	4086	0,8	IX22B 5375
650 cc - XVS 650 A Drag Star Classic (VM03)	25/29		01/2001->12/2003	2	X22EPR-U9	4086	0,8	IX22B 5375
650 cc - XVS 650 A Drag Star Classic (VM04)	25/29		01/2004->12/2007	2	X22EPR-U9	4086	0,8	IX22B 5375
650 cc - XVS 650 Drag Star (4VR, 4XR)	25/29		01/1997->12/2003	2	X22EPR-U9	4086	0,8	IX22B 5375
660 cc - MT-03 (RM02)	25/33/ 35		11/2005->12/2013	1	U22ESR-N	4174	0,8	IU22 5361
660 cc - MT-03 (RM05)	35		04/2012->	1	U22ESR-N	4174	0,8	IU22 5361
660 cc - SZR 660 (4SU)	25/35		01/1995->01/1998	1	X24EPR-U9	4096	0,9	IX24B 5376
660 cc - XT 660 (DM01)	25		01/2007->12/2013	1	U22ESR-N	4174	0,7	IU22 5361
660 cc - XT 660 R (DM014)	35		01/2004->	1	U22ESR-N	4174	0,7	IU22 5361
660 cc - XT 660 X (DM01)	35		01/2004->	1	U22ESR-N	4174	0,7	IU22 5361
660 cc - XT 660 Z (DM04)	35		08/2012->	1	U22ESR-N	4174	0,7	IU22 5361
660 cc - XT 660 Z Ténéré (DM02)	35		01/2008->12/2013	1	U22ESR-N	4174	0,7	IU22 5361
660 cc - XT 660 Z Ténéré ABS (DM02)	35		01/2012->	1	U22ESR-N	4174	0,7	IU22 5361
660 cc - XTZ 660 (3YF)	20/25/ 35		01/1990->12/1998	1	X24EPR-U9	4096	0,9	IX24B 5376
660 cc - XTZ 660 (4MD)	25/35		01/1992->12/1998	1	X24EPR-U9	4096	0,9	IX24B 5376
750 cc - FZ 750 (1FN)	74		01/1985->12/1987	4	X24ESR-U	4101	0,7	IX24 5372
750 cc - FZ 750 Genesis (2KK)	74		01/1987->12/1990	4	X24ESR-U	4101	0,7	IX24 5372
750 cc - FZ 750 Genesis (3KT)	74		01/1989->12/1994	4	X24ESR-U	4101	0,7	IX24 5372
750 cc - FZR 750 R (3CU)	74		01/1986->12/1988	4	X27ESR-U	4116	0,7	IX27 5373
750 cc - FZR 750 R (3PJ)	74		01/1989->12/1993	4	X27ESR-U	4116	0,7	IX27 5373
750 cc - FZX 750 (2JE)	69		01/1987->	4	X24ESR-U	4101	0,7	IX24 5372
750 cc - XJ 750 (11M)	60		01/1981->12/1983	4	W22EPR-U	3088	0,8	IW22 5307
750 cc - XJ 750 (41Y)	64		09/1984->12/1985	4	W22EPR-U	3088	0,8	IW22 5307
750 cc - XJ 750 Seca (11M)	60		01/1981->12/1982	4	W22EPR-U	3088	0,8	IW22 5307
750 cc - XS 750 E (1T5)	46/54		01/1976->12/1979	3	W22ESR-U	3098	0,7	
750 cc - XS 750 SE (3L3)	44/51		01/1980->12/1981	3	W22ESR-U	3098	0,7	
750 cc - XTZ 750 Super Ténéré	37		01/1989->12/1996	2	X24EPR-U9	4096	0,9	IX24B 5376
750 cc - XTZ 750 Super Ténéré (3LD)	25/51		01/1989->12/1996	2	X24EPR-U9	4096	0,9	IX24B 5376
750 cc - XTZ 750 Super Ténéré (3WM)	37/50		01/1989->12/1997	2	X24EPR-U9	4096	0,9	IX24B 5376
750 cc - XV 750 SE (5G5)	37		01/1981->12/1983	2	W22ESR-U	3098	0,7	
750 cc - XV 750 Virago (4FY)	20/37/ 41		01/1992->12/1994	2	W22EPR-U	3088	0,7	IW22 5307
750 cc - XV 750 Virago (4PW)	20/37/ 40		01/1995->12/1998	2	W22EPR-U	3088	0,7	IW22 5307
750 cc - YZF 750 R (4HN)	72/91		01/1993->12/1998	4	U27ESR-N	4131	0,9	IU27 5363
750 cc - YZF 750 SP (4HT)	72/91		01/1993->12/1998	4	U27ESR-N	4131	0,8	IU27 5363
750 cc - YZF-R7 OW 02 (RM01)	78		01/1999->	4	RU01-31	5739	1,1	
800 cc - FZ 8	78		01/2015->	4	U27ESR-N	4131	0,7	IU27 5363
800 cc - FZ 8 (RN25)	78		04/2010->12/2013	4	U27ESR-N	4131	0,7	IU27 5363
800 cc - FZ 8 Fazer	78		01/2015->	4	U27ESR-N	4131	0,7	IU27 5363
800 cc - FZ 8 Fazer (RN25)	78		04/2010->12/2013	4	U27ESR-N	4131	0,7	IU27 5363
850 cc - MT-09 (RN29)	85		05/2013->	2	U27ESR-N	4131	0,8	IU27 5363
850 cc - MT-09 (RN43)	85		01/2017->	3	U27ESR-N	4131	0,8	IU27 5363
850 cc - MT-09 Tracer	85		01/2016->	3	U27ESR-N	4131	0,8	IU27 5363
850 cc - MT-09 Tracer (RN43)	85		01/2017->	3	U27ESR-N	4131	0,8	IU27 5363
850 cc - TDM 850 (3VD)	57		01/1990->12/1996	2	X24EPR-U9	4096	0,9	IX24B 5376
850 cc - TDM 850 (4CM)	37		01/1990->12/1996	2	X24EPR-U9	4096	0,9	IX24B 5376
850 cc - TDM 850 (4TX)	59/60		01/1996->12/2001	2	X24EPR-U9	4096	0,9	IX24B 5376
850 cc - TRX 850 (4UN)	61		01/1996->12/1999	2	X24EPR-U9	4096	0,9	IX24B 5376
850 cc - XS 850 (4E2)	58		01/1980->12/1982	3	W22EPR-U	3088	0,8	IW22 5307
900 cc - TDM 900 (RN08)	63		01/2002->12/2003	2	X24EPR-U9	4096	0,9	IX24B 5376
900 cc - TDM 900 (RN11)	63		01/2004->12/2006	2	X24EPR-U9	4096	0,9	IX24B 5376
900 cc - TDM 900 (RN18)	63		01/2007->12/2010	2	X24EPR-U9	4096	0,9	IX24B 5376
900 cc - XJ 900 (31A)	71		01/1983->12/1984	4	W24EPR-U	4136	0,8	IW24 5316
900 cc - XJ 900 F (4BB)	68		01/1991->12/1994	4	W24EPR-U	4136	0,8	IW24 5316

	KW			Direct Fit			Upgrade		
									
<b>YAMAHA</b> <i>Continued</i>									
900 cc - XJ 900 F (58L)	71		01/1985->12/1990	4	W24EPR-U	4136	0,8	IW24	5316
900 cc - XJ 900 S Diversion (4KM)	66		01/1994->12/2003	4	X24EPR-U9	4096	0,9	IX24B	5376
900 cc - XSR 900	85		03/2016->	3	U27ESR-N	4131	0,8	IU27	5363
900 cc - XSR 900 (RN43)	85		01/2017->	3	U27ESR-N	4131	0,8	IU27	5363
920 cc - XV 920 (24M)	48		01/1982->12/1982	2	W24EPR-U	4136	0,8	IW24	5316
950 cc - SCR 950	38		01/2017->	2				IU22	5361
950 cc - XV 950 ABS (VN03)	38		01/2014->	2			0,9	IU22	5361
950 cc - XVS 950 Bolt (VN03)	38		07/2013->	2			0,9	IU22	5361
950 cc - XVS 950A (VN02)	39		11/2008->	2	U22EPR9	4234	0,9	IU22	5361
1000 cc - FZ 1 Fazer (RN16)	78/110		10/2005->12/2013	4	U27ETR	4155	0,7	IU27A	5366
1000 cc - FZR 1000 (2LA)	74		01/1987->	4	X24ESR-U	4101	0,7	IX24	5372
1000 cc - FZR 1000 (3LE)	72/74		01/1988->12/1995	4	X24ESR-U	4101	0,7	IX24	5372
1000 cc - FZS 1000 Fazer (RN06)	105		01/2001->12/2005	4	U27ESR-N	4131	0,7	IU27	5363
1000 cc - FZS 1000 Fazer (RN14)	105		01/2005->	4	U27ESR-N	4131	0,7	IU27	5363
1000 cc - GTS 1000 (4BH)	72		01/1992->12/1998	4	X24EPR-U9	4096	0,9	IX24B	5376
1000 cc - XV 1000 SE (23W)	50		01/1983->12/1985	2	W22EPR-U	3088	0,8	IW22	5307
1000 cc - XV 1000 TR1 (5A8)	51		01/1981->12/1983	2	W22EPR-U	3088	0,8	IW22	5307
1000 cc - XV 1000 Virago (2AE)	47		01/1986->12/1987	2	W22EPR-U	3088	0,8	IW22	5307
1000 cc - YZF 1000 R ThunderAce (4VD)	72/105		01/1996->12/2001	4	X24ESR-U	4101	0,7	IX24	5372
1000 cc - YZF-R1 (RN09)	72/112		01/2002->12/2003	4			0,7	IU27D	5390
1000 cc - YZF-R1 (RN12)	78/ 126/ 129		01/2004->12/2006	4	U27ETR	4155	0,7	IU27A	5366
1000 cc - YZF-R1 (RN19)	132		01/2007->12/2008	4	U27ETR	4155	0,7	IU27A	5366
1100 cc - BT 1100 Bulldog (RP05)	48		01/2002->12/2007	2	W22EPR-U	3088	0,9	IW22	5307
1100 cc - FJ 1100 (47E)	74		01/1984->12/1985	4	X24EPR-U9	4096	0,9	IX24B	5376
1100 cc - XS 1100 (1.1) (3X0)	70		01/1981->12/1982	4	W20EPR-U	3047	0,8	IW20	5306
1100 cc - XS 1100 (2H9)	70		03/1978->12/1981	4	W20EPR-U	3047	0,8	IW20	5306
1100 cc - XS 1100 Martini (2H9)	70		01/1979->12/1979	4	W20EPR-U	3047	0,8	IW20	5306
1100 cc - XS 1100 S (5K7)	70		01/1981->12/1982	4	W20EPR-U	3047	0,8	IW20	5306
1100 cc - XV 1100 Virago (3LP)	45		01/1988->12/1999	2	W22EPR-U	3088	0,8	IW22	5307
1100 cc - XVS 1100 A Drag Star Classic (VP05)	45/46		01/2000->12/2007	2	W22EPR-U	3088	0,7	IW22	5307
1100 cc - XVS 1100 A Drag Star Classic (VP16)	46		01/2001->12/2007	2	W22EPR-U	3088	0,7	IW22	5307
1100 cc - XVS 1100 Drag Star (VP05)	45		01/1999->12/2004	2	W22EPR-U	3088	0,7	IW22	5307
1200 cc - FJ 1200 (1XJ)	72/95		01/1986->12/1987	4	X24EPR-U9	4096	0,9	IX24B	5376
1200 cc - FJ 1200 (3CW)	74		01/1988->12/1990	4	X24EPR-U9	4096	0,9	IX24B	5376
1200 cc - FJ 1200 (3YA)	72/74		01/1991->12/1999	4	X24EPR-U9	4096	0,9	IX24B	5376
1200 cc - FJ 1200 ABS (3YA)	72/74		01/1991->12/1999	4	X24EPR-U9	4096	0,9	IX24B	5376
1200 cc - V-MAX (2EN)	72		01/1985->12/2002	4	X24EPR-U9	4096	0,9	IX24B	5376
1200 cc - V-MAX (2LT)	107		01/1996->12/2002	4	X24EPR-U9	4096	0,9	IX24B	5376
1200 cc - XJR 1200 (4PU)	72		01/1994->12/1998	4	X24EPR-U9	4096	0,9	IX24B	5376
1200 cc - XJR 1200 SP (4PU)	72		01/1996->12/1998	4	X24EPR-U9	4096	0,9	IX24B	5376
1200 cc - XT 1200 Z Super Ténéré	82		01/2014->	2			0,9	IU24D	5403
1200 cc - XT 1200 Z Super Ténéré (DP01)	81		03/2010->12/2013	2			0,9	IU24D	5403
1200 cc - XT 1200 ZE Super Ténéré	82		01/2014->	2			0,9	IU24D	5403
1200 cc - XVZ 12 T (47G)	73		01/1984->12/1987	4	X24EPR-U9	4096	0,9	IX24B	5376
1300 cc - FJR 1300 (RP04)	106		01/2000->12/2002	4	U24ESR-N	4126	0,7	IU24	5362
1300 cc - FJR 1300 (RP11)	80		10/2005->12/2012	4	U24ESR-N	4126	0,7	IU24	5362
1300 cc - FJR 1300 (RP13)	106		02/2006->12/2012	4	U24ESR-N	4126	0,7	IU24	5362
1300 cc - FJR 1300 A (RP08, RP11)	106		10/2003->12/2005	4	U24ESR-N	4126	0,7	IU24	5362
1300 cc - FJR 1300 A (RP13)	106		10/2005->12/2012	4	U24ESR-N	4126	0,7	IU24	5362
1300 cc - FJR 1300 A (RP23)	108		01/2013->	4	U24EPR9	4233	0,7	IU24A	5365
1300 cc - FJR 1300 A (RP28)	108		01/2016->	4	U24EPR9	4233	0,7	IU24A	5365
1300 cc - FJR 1300 AS (RP11)	106		10/2005->12/2012	4	U24ESR-N	4126	0,7	IU24	5362
1300 cc - FJR 1300 AS (RP23)	108		01/2013->	4	U24EPR9	4233	0,7	IU24A	5365
1300 cc - XJR 1300 (RP02)	72/74		01/1999->12/2001	4	X24EPR-U9	4096	0,9	IX24B	5376
1300 cc - XJR 1300 (RP06)	78		01/2002->12/2003	4	X24EPR-U9	4096	0,9	IX24B	5376
1300 cc - XJR 1300 (RP10)	72/78		01/2004->12/2006	4	X24EPR-U9	4096	0,9	IX24B	5376
1300 cc - XJR 1300 (RP19)	72		01/2007->	4	X24EPR-U9	4096	0,9	IX24B	5376
1300 cc - XJR 1300 Racer	72		01/2016->	4	X24EPR-U9	4096	0,9	IX24B	5376
1300 cc - XJR 1300 SP (RP02)	72/78		01/1999->12/2001	4	X24EPR-U9	4096	0,9	IX24B	5376
1300 cc - XJR1300 50 Jahre Edition (RP19)	72		01/2014->	4	X24EPR-U9	4096	0,9	IX24B	5376
1300 cc - XVZ 13 T (3JS)	72		01/1986->12/1992	4	X24EPR-U9	4096	0,9	IX24B	5376
1300 cc - XVZ 1300 Royal Star (4NK)	55		01/1996->12/1997	4	X22EPR-U9	4086	0,9	IX22B	5375
1300 cc - XVZ 1300 Royal Star (4YP)	55		01/1998->12/1999	4	X22EPR-U9	4086	0,9	IX22B	5375
1300 cc - XVZ 1300 Royal Star Tour Classic (4NL)	55		01/1997->12/2000	4	X22EPR-U9	4086	0,9	IX22B	5375
1300 cc - XVZ 1300 Royal Star Venture (VP09)	70		01/1999->12/2001	4	X22EPR-U9	4086	0,9	IX22B	5375
1600 cc - XV 1600 Wild Star (VP08)	46		01/1999->12/2004	2	X22EPR-U9	4086	0,9	IX22B	5375

# Spark Plugs | Application Tables - Motorcycle

	KW			Direct Fit			Upgrade		
<b>YAMAHA</b> <i>Continued</i>									
1600 cc - XV 1600 Wild Star Silverado (VP08)	46		01/1999->12/2002	2	X22EPR-U9	4086	0,9	IX22B	5375
1700 cc - MT-01 (RP12)	66		01/2005->12/2013	2	X22EPR-U9	4086	0,9	IX22B	5375
1700 cc - MT-01 Rock Slate (RP12)	66		11/2005->12/2006	2	X22EPR-U9	4086	0,9	IX22B	5375
1700 cc - MT-01 SP (RP18)	66		11/2008->12/2013	2	X22EPR-U9	4086	0,9	IX22B	5375
1700 cc - V-MAX	147		01/2015->	4			0,9	IU27D	5390
1700 cc - V-MAX (RP21)	147		11/2008->12/2013	4			0,9	IU27D	5390
1700 cc - XV 1700 Road Star Warrior (VP14)	63		01/2003->12/2005	2	X22EPR-U9	4086	0,9	IX22B	5375
1900 cc - XV 1900 Midnight Star (VP23)	66		01/2006->	2	X24EPR-U9	4096	0,9	IX24B	5376








# DENSO ATV and Quad













# Spark Plugs

## Application Tables – ATV and Quad

		KW			Standard			Alternative		
										
<b>ADLY</b>										
50	cc	ATV-50			W22FP-U	4021	0,6	IWF22	5379	
50	cc	RS 50			W22FP-U	4021	0,6	IWF22	5379	
150	cc	ATV 150 SPORT	7.0		U24ESR-N	4126	0,6	IU24	5362	
150	cc	ATV 150 UTILITY	7.0		U24ESR-N	4126	0,6	IU24	5362	
150	cc	CROSSXOVER 150	7.0		U24ESR-N	4126	0,6	IU24	5362	
150	cc	CROSSROAD 150	7.0		U24ESR-N	4126	0,6	IU24	5362	
300	cc	ATV 300 SPORT	14.0		X24ESR-U	4101	0,6	IX24	5372	
300	cc	ATV 300 UTILITY	14.0		X24ESR-U	4101	0,6	IX24	5372	
300	cc	CROSSXOVER 300	14.0		X24ESR-U	4101	0,6	IX24	5372	
300	cc	CROSSROAD 300	14.0		X24ESR-U	4101	0,6	IX24	5372	
<b>AEON</b>										
50	cc	COBRA 50		AT-21 / AT21-F1	03 >	W22FPR-U	4022	0,8	IWF22	5379
50	cc	MINI KOLT 50			03 >	W22FPR-U	4022	0,8	IWF22	5379
50	cc	REVO R 50			04 >	W22FPR-U	4022	0,8	IWF22	5379
90	cc	COBRA 90		AT-22	03 >	W22FPR-U	4022	0,8	IWF22	5379
100	cc	COBRA 110		AT-23 / AT23-F1	03 >	W22FPR-U	4022	0,8	IWF22	5379
100	cc	REVO R 100			04 >	W22FPR-U	4022	0,8	IWF22	5379
125	cc	COBRA 125		AT39-F1		U22FSR-U	4008	0,8	IUF22	5383
125	cc	COBRA 125 RS		AT52-F1		U22FSR-U	4008	0,8	IUF22	5383
125	cc	OVERLAND 125			04 >	U22FSR-U	4008	0,8	IUF22	5383
150	cc	COBRA 150		AT-37		U22FSR-U	4008	0,8	IUF22	5383
150	cc	LG - 150		AT-36		U22FSR-U	4008	0,8	IUF22	5383
180	cc	COBRA 180		AT50-F1		U22FSR-U	4008	0,8	IUF22	5383
180	cc	COBRA 180 RS		AT53-F1		U22FSR-U	4008	0,8	IUF22	5383
180	cc	LG - 100 X		AT-57		W22FPR-U	4022	0,8	IWF22	5379
180	cc	OVERLAND 180			04 >	U22FSR-U	4008	0,8	IUF22	5383
220	cc	COBRA 220	9		05 >	U22FSR-U	4008	0,6	IUF22	5383
<b>ARCTIC CAT</b>										
246	cc	250 (2x4, 4x4)			99 >	X22ESR-U	4091	0,7	IX22	5371
300	cc	300 4 x 4			99 >	X22ESR-U	4091	0,7	IX22	5371
400	cc	400 (2x4, 4x4)			99 >	U20ESR-N	-	0,7		
400	cc	400 i A 4x4			03 >	U22ESR-N	4174	0,7	IU22	5361
400	cc	400 DVX SPORT QUAD			04	U22ESR-N	4174	0,7	IU22	5361
454	cc	Bearcat (2x4, 4x4)			96 > 97	U24ETR	4158	0,7	IU24A	5365
454	cc	Bearcat (2x4, 4x4)			99 >	U20ESR-N	-	0,7		
500	cc	500 (2x4, 4x4)			99 >	U20ESR-N	-	0,7		
500	cc	500 i A TBX 4x4			04 >	U20ESR-N	4221	0,7		
500	cc	500 i A TRV 4x4			04 >	U20ESR-N	4221	0,7		
650	cc	650 4x4 V-TWIN POWER			03 >	U22ESR-N	4174	0,7	IU22	5361
<b>ATK</b>										
450	cc	450 MX			05 >	U27ETR	4155	0,8	IU27A	5365
450	cc	450 VR			05 >	U27ETR	4155	0,8	IU27A	5365
<b>BOMBARDIER</b>										
50	cc	DS 50		2-Stroke	02 >	W22FPR-U	4022	0,7	IWF22	5379
50	cc	QUEST 50		2-Stroke	03 >	W22FPR-U	4022	0,7	IWF22	5379
90	cc	DS 90		2-Stroke	02 >	W22FPR-U	4022	0,7	IWF22	5379
90	cc	DS 90		4-Stroke	02 >	U22FSR-U	4008	0,7	IUF22	5383
90	cc	QUEST 90			02 >	U22FSR-U	4008	0,7	IUF22	5383
200	cc	RALLY 200			03 >	U24ESR-N	4126	0,7	IU24	5361
250	cc	DS 250			06 >	U24ESR-N	4126	0,8	IU24	5361
330	cc	OUTLANDER 330			04 >	XU24EPR-U	3312	0,7	IXU24	5309
400	cc	OUTLANDER 400			03 >	XU24EPR-U	3312	0,7	IXU24	5309
450	cc	DS 450 / X			08 >	XU27EPR-U	3313	0,7	IXU27	5337
500	cc	QUEST 500			02 >	XU24EPR-U	3312	0,7	IXU24	5309
500	cc	RENEGADE 500			08 >	XU24EPR-U	3312	0,7	IXU24	5309
500	cc	TRAXTER 500			03 >	X24ESR-U	4101	0,7	IX24	5372
650	cc	DS 650 TRAXTER			00 > 02	X24ESR-U	4101	0,7	IX24	5372
650	cc	DS 650			03 >	W27ESR-U	4045	0,5	IW27	5317
650	cc	OUTLANDER 650			06 >	XU24EPR-U	3312	0,7	IXU24	5309
650	cc	QUEST 650			02 >	XU24EPR-U	3312	0,7	IXU24	5309
800	cc	OUTLANDER 800			06 >	XU24EPR-U	3312	0,7	IXU24	5309
800	cc	RENEGADE 800 / X			07 >	XU24EPR-U	3312	0,7	IXU24	5309
<b>CANNONDALE</b>										
397	cc	FX 400			02 >	U24ETR	4158	0,7	IU24A	5365
<b>CPI</b>										
250	cc	XS 250	12.3		06 >	W24FR-L	4154	0,8	IWF24	5380









# Spark Plugs









## Application Tables – ATV and Quad

		KW			Standard			Alternative	
									
<b>DAELIM</b>									
250 cc	ET 250				U24ESR-N	4126	0,6	IU24	5362
<b>DERBI</b>									
50 cc	DFW 50	2.8			W22FP-U	4021	0,6	IWF22	5379
165 cc	DXR 200	9.1			X24ESR-U	4101	0,7	IX24	5372
240 cc	DXR 250	13.7			U24FSR-U	4010	0,7	IUF24	5384
<b>GAS GAS</b>									
237 cc	GNO QUAD			99 >	W20EPR-U	3047	0,7	IW20	5306
300 cc	WILD HP 300 RV			02 >	W24ESR-V	4035	0,7	IW24	5316
450 cc	WILD HP 450			02 >	U24ESR-N	4126	0,7	IU24	5361
<b>HONDA</b>									
50 cc	RS XXL SUPERSONIC 50			05 >	W22FPR-U	4022	0,8	IWF22	5379
70 cc	ATC 70			73 > 81	U22FS-U	4006	0,7	IUF22	5383
70 cc	ATC 70			81 >	U22FSR-U	4008	0,7	IUF22	5383
70 cc	TRX 70			86 >	U22FSR-U	4008	0,7	IUF22	5383
90 cc	ATC-90			73 > 81	U22FS-U	4006	0,7	IUF22	5383
90 cc	TRX 90 (FOURTRAX)			93 > 94	U20FSR-U	4004	0,7	IUF22	5383
90 cc	TRX 90 (FOURTRAX)			95 >	U22FSR-U	4008	0,7	IUF22	5383
110 cc	ATC-110			82 >	U24FSR-U	4010	0,7	IUF24	5384
125 cc	ATC 125		(L=19.0mm thread)	82 >	X24ESR-U	4101	0,7	IX24	5372
125 cc	ATC 125M		(L=12.7mm thread)	85	X24FS-U	4103	0,7		
125 cc	TRX 125			85 >	X24ESR-U	4101	0,7	IX24	5372
185 cc	ATC 185 S-D				X24ESR-U	4101	0,7	IX24	5372
200 cc	ATC 200			> 81	W24ESR-U	4033	0,7	IW24	5316
200 cc	ATC 200 S / X			85 >	X24ESR-U	4101	0,7	IX24	5372
200 cc	ATC 200 (E) (BIG RED)			82 >	X24ESR-U	4101	0,7	IX24	5372
200 cc	ATC 200 M / S / X (BIG RED)			85	X24FS-U	4103	0,7		
200 cc	TRX 200 SX (FOURTRAX)			86 > 90	X24ESR-U	4101	0,7	IX24	5372
200 cc	TRX 200 (D) (FOURTRAX II)			90 >	X24ESR-U	4101	0,7	IX24	5372
250 cc	ATC 250 R-D			82 > 83	W24ESR-U	4033	0,7	IW24	5316
250 cc	ATC 250 R -F/G			83 > 86	W27ESR-U	4045	0,7	IW27	5317
250 cc	ATC 250 ES / SX			86 >	X24ESR-U	4101	0,7	IX24	5372
250 cc	ATC 250 ES / SX			> 86	X24FS-U	4103	0,7		
250 cc	ATC 250 R			86 >	X27ESR-U	4116	0,8	IX27	5373
250 cc	FL 250			> 81	W22ES-U	3093	0,8		
250 cc	FL 250			81 > 82	W24ES-U	4030	0,8	IW24	5316
250 cc	FL 250			82 >	W27ES-U	4046	0,8	IW27	5317
250 cc	TRX 250				X24ESR-U	4101	0,7	IX24	5372
250 cc	TRX 250 (FOURTRAX RECON)			97 >	X24EPR-U9	4096	0,9	IX24B	5376
250 cc	TRX 250 EX (SPORTRAX)			01 >	X24EPR-U9	4096	0,9	IX24B	5376
250 cc	TRX 250 R				W27ESR-U	4045	0,7	IW27	5317
250 cc	TRX 250 TE (RECON ES)			02 >	X24EPR-U9	4096	0,9	IX24B	5376
250 cc	TRX 250 TM (RECON)			02 >	X24EPR-U9	4096	0,9	IX24B	5376
250 cc	TRX 250 X (FOURTRAX)			87 >	X24ESR-U	4101	0,8	IX24	5372
250 cc	TRX 250 V		(Below 5°C = option)	98 >	X22EPR-U9	4086	0,9	IX22B	5375
250 cc	TRX 250 V		(Standard)	98 >	X24EPR-U9	4096	0,9	IX24B	5376
250 cc	TRX 250 V		(Fast driving = option)	98 >	X27EPR-U9	4111	0,9	IX27B	5377
300 cc	TRX 300			92 >	X24EPR-U9	4096	0,8	IX24B	5376
300 cc	TRX 300 EX (SPORTRAX)			93 >	X24ESR-U	4101	0,7	IX24	5372
300 cc	TRX 300 FW			93 >	X24EPR-U9	4096	0,9	IX24B	5376
300 cc	TRX 300 N			92 >	X24EPR-U9	4096	0,9	IX24B	5376
350 cc	ATC 350 (X)				X24ESR-U	4101	0,7	IX24	5372
350 cc	FL 350 (R) (ODYSSEY)			84 >	X27ESR-U	4116	0,8	IX27	5373
350 cc	TRX 350			86 >	X24ESR-U	4101	0,7	IX24	5372
350 cc	TRX 350 FE (RANCHER ES 4x4)			00 >	X22EPR-U9	4086	0,9	IX22B	5375
350 cc	TRX 350 FM (RANCHER S (4x4)			00 >	X22EPR-U9	4086	0,9	IX22B	5375
350 cc	TRX 350 TE (RANCHER ES)			00 >	X22EPR-U9	4086	0,9	IX22B	5375
350 cc	TRX 350 TM (RANCHER S)			00 >	X22EPR-U9	4086	0,9	IX22B	5375
400 cc	FL 400 (R) (PILOT)			89 >	W22ESR-U	3098	0,8		
400 cc	TRX 400 EX (SPORTRAX)			99 >	X24GPR-U	4106	0,7	IXG24	5394
400 cc	TRX 400 FW (FOREMAN)			95 >	X22EPR-U9	4086	0,8	IX22B	5375
450 cc	TRX 450 ES 4x4			98 >	X22EPR-U9	4086	0,9	IX22B	5375
450 cc	TRX 450 FE (FOREMAN ES)			98 >	X22EPR-U9	4086	0,9	IX22B	5375
450 cc	TRX 450 FM (FOREMAN S)			98 >	X22EPR-U9	4086	0,9	IX22B	5375
450 cc	TRX 450 R			04 >	VK24PR-Z11	5616	1,1	IK24	5311
450 cc	TRX 450 S 4x4			98 >	X22EPR-U9	4086	0,9	IX22B	5375
475 cc	TRX 500 FPE (Fourtrax Foreman ES)			07 >	K16PR-U11	3130	1,1	IK16	5303
500 cc	TRX 500 FA (FOREMAN RUBICON)	20.0		01 >			0,9	VXU22	5608
500 cc	TRX 500 FGA (FOREMAN RUBICON)			04 >			0,9	VXU22	5608

# Spark Plugs

## Application Tables – ATV and Quad









		KW			Standard			Alternative	
									
<b>HONDA</b> <i>continued</i>									
650 cc	TRX 650 FA (RINCON)			03 >	VK16	5603	1,1	IK16	5303
650 cc	TRX 650 FGA (RINCON)			04 >	VK16	5603	1,1	IK16	5303
<b>KAWASAKI</b>									
50 cc	KFX 50			03 >	W14FPR-UL	4016	0,7		
110 cc	KLF 110				U20FS-U	4002	0,6	IUF22	5383
110 cc	KLT 110			85	X22ES-U	4090	0,7	IX22	5371
160 cc	KLT 160			85	W24ESR-U	4033	0,8	IW24	5316
185 cc	KLF 185			86 >	X27ESR-U	4116	0,7	IX27	5373
200 cc	KLT 200			81 > 85	W22ES-U	3093	0,8		
220 cc	KLF 220 /...-AZ (BAYOU)		(Standard)	88 >	X27ESR-U	4116	0,7	IX27	5373
220 cc	KLF 220 /...-AZ (BAYOU)		(Light load = option)	88 >	X24ESR-U	4101	0,7	IX24	5372
250 cc	KLF 250	12.5		03 >	X24EPR-U9	4096	0,9	IX24B	5376
250 cc	KSF 250 (MOJAVE)			87 >	X24EPR-U9	4096	0,8	IX24B	5376
250 cc	KSF 250 -A8/-A9 (MOJAVE)	18.4		95 >	X24EPR-U9	4096	0,8	IX24B	5376
250 cc	KXT 250 (TECATE)			85	W24ESR-U	4033	0,8	IW24	5316
250 cc	KXT 250 (TECATE)			86	W27ESR-U	4045	0,8	IW27	5317
300 cc	KAF 300 (MULE 500)			91 >	W16EP-U	3018	0,8	IW16	5305
300 cc	KAF 300 (MULE 550)			92 >	W16EPR-U	3021	0,5	IW16	5305
300 cc	KEF 300 -A1 /-B1 (LAKOTA)	15.8		95 >	X24ESR-U	4101	0,8	IX24	5372
300 cc	KLF 300 (BAYOU)			86 > 90	W24ESR-U	4033	0,8	IW24	5316
300 cc	KLF 300 (BAYOU)			91 >	X24ESR-U	4101	0,7	IX24	5372
300 cc	LAKOTA (ATV)			95 >	X24ESR-U	4101	0,8	IX24	5372
360 cc	KVF 360	15.7	2x4	05 >	X24EPR-U9	4096	0,9	IX24B	5376
400 cc	KFX 400			03 >	U22ESR-N	4174	0,9	IU22	5361
400 cc	KLF 400 -B2/-B3 (BAYOU)			94 >	X24EPR-U9	4096	0,8	IX24B	5376
400 cc	KVF 400 -A1			94 >	X24EPR-U9	4096	0,8	IX24B	5376
450 cc	KAF 450			91	X22ES-U	4090	0,7	IX22	5371
450 cc	KAF 450 / KAF 450-B1			93 >	X20ESR-U	4157	0,7		
540 cc	KAF 540			91 >	W16EP-U	3018	0,8	IW16	5305
620 cc	MULE 2500 (KAF 620 -A)		(Standard)		W14MR-U	6019	0,7		
620 cc	MULE 2500 (KAF 620 -A)		(Light load = option)		W9LMR-US	6071	0,7		
620 cc	MULE 2510 (KAF 620 -C)				W14MR-U	6019	0,7		
620 cc	MULE 2520 TURF (KAF 620 -B)				W14MR-U	6019	0,7		
650 cc	KVF 650	30.9		03 >	U22ESR-N	4174	0,9	IU22	5361
700 cc	KFX 700	36.3		04 >	U22ESR-N	4174	0,9	IU22	5361
750 cc	KFX 750 BRUTE FORCE			05 >	U22ESR-N	4174	0,9	IU22	5361
750 cc	KVF 750	37.1		08 >	U22ESR-N	4174	0,7	IU22	5361
1500 cc	ULTRA 250X	184.0		07 >			0,7	IU27	5363
<b>KYMCO</b>									
50 cc	KXR 50				W24FR-L	4154	0,6	IWF24	5380
50 cc	MAXXER 50	2.7			W24FR-L	4154	0,6	IWF24	5380
50 cc	MONGOOSE 50	2.7			W24FR-L	4154	0,6	IWF24	5380
50 cc	MX 50			01 >	W24FR-L	4154	0,5	IWF24	5380
50 cc	MXER 50	3.1			W24FR-L	4154	0,6	IWF24	5380
50 cc	MXU 50	3.1			W24FR-L	4154	0,6	IWF24	5380
90 cc	KXR 90	4.5			U22FSR-U	4008	0,7	IUF22	5383
90 cc	MAXXER 90	4.5			U22FSR-U	4008	0,7	IUF22	5383
150 cc	MX 150			01 >	X24ESR-U	4101	0,7	IX24	5372
150 cc	MXER 150	8.1			X24ESR-U	4101	0,6	IX24	5372
150 cc	MXU 150	8.1			X24ESR-U	4101	0,6	IX24	5372
250 cc	KXR 250 / MAXXER 250 / MONGOOSE 250	12.5		01 >	X22EPR-U9	4086	0,9	IX22B	5375
250 cc	MXU 250	12.5		05 >	X22EPR-U9	4086	0,9	IX22B	5375
300 cc	MAXXER 300	14.2			X22EPR-U9	4086	0,9	IX22B	5375
300 cc	MXU 300	15.4			X22EPR-U9	4086	0,9	IX22B	5375
500 cc	MXU 500				U22ESR-N	4174	0,7	IU22	5361
<b>MALAGUTI</b>									
50 cc	GRIZZLY 4-WHEELS				W24FS-U	4038	0,5	IWF24	5380
<b>MZ</b>									
150 cc	VRS 150	7.1		05 >	U22ETR	4201	0,6	IU22	5361
<b>POLARIS</b>									
50 cc	OUTLAW 50	2.5			U20FSR-U	4004	0,6	IUF22	5383
50 cc	PREDATOR 50			03 >	W22FPR-U	4022	0,8	IWF22	5379
50 cc	SCRAMBLER 50			01 >	W22FPR-U	4022	0,7	IWF22	5379
90 cc	OUTLAW 90			07 >	U20FSR-U	4004	0,6	IUF22	5383
90 cc	PREDATOR 90			03 >	W22FPR-U	4022	0,8	IWF22	5379
90 cc	SCRAMBLER 90			01 >	W22FPR-U	4022	0,7	IWF22	5379
90 cc	SPORTSMAN 90			01 >	W22FPR-U	4022	0,8	IWF22	5379
170 cc	RANGER RZR 170				U20FSR-U	4004	0,6	IUF22	5383

	KW			Standard			Alternative	
								
<b>POLARIS</b> <i>continued</i>								
200 cc PHOENIX 200			05 >	U20FSR-U	4004	0,6	IUF22	5383
200 cc SAWTOOTH 200			06 >	U20FSR-U	4004	0,6	IUF22	5383
250 cc CYCLONE			86 >	W24ESR-U	4033	0,6	IW24	5316
250 cc TRAIL BLAZER (EC25PF-09)			95 >	W24ESR-U	4033	0,6	IW24	5316
250 cc TRAIL BOSS (EC25PF-08)			95 >	W24ESR-U	4033	0,6	IW24	5316
300 cc 300 / 2x4 / 4x4			94 >	W24ESR-U	4033	0,6	IW24	5316
300 cc HAWKEY 300			06 >	U24ESR-NB	4223	0,7	IU24	5362
300 cc SPORTSMAN 300	13.0			U24ESR-NB	4223	0,7	IU24	5362
325 cc MAGNUM 325			95 >	K20PR-U	3145	0,7	IK20	5304
330 cc TRAIL BLAZER 330	14.0			K20PR-U	3145	0,7	IK20	5304
330 cc TRAIL BOSS 330				K20PR-U	3145	0,8	IK20	5304
400 cc SCRAMBLER (EC38PLE-03)			95 >	W24ESR-U	4033	0,6	IW24	5316
400 cc SPORT (EC38PLE-02)			95 >	W24ESR-U	4033	0,6	IW24	5316
400 cc SPORTSMAN 4x4 / 6x6			95 >	W24ESR-U	4033	0,6	IW24	5316
400 cc XPLOER / 400 / 2x4 / 4x4			95 >	W24ESR-U	4033	0,6	IW24	5316
425 cc MAGNUM (EH42PLE-01)		(Standard)	95 >	K20PR-U	3145	0,7	IK20	5304
425 cc MAGNUM (EH42PLE-01)		(Light service = option)	95 >	K16PR-U	3191	0,7	IK16	5303
425 cc MAGNUM 6x6	13.0		97 >	K16PR-U	3139	0,6	IK16	5303
425 cc WORKMAN			97 >	K16PR-U	3191	0,7	IK16	5303
450 cc OUTLAW 450 MXR	32.0			XU24EPR-U	3312	0,9	IXU24	5309
450 cc SPORTSMAN 450			06 >	K20PR-U	3145	0,8	IK20	5304
500 cc ATP 330			04 >	K20PR-U	3145	0,8	IK20	5304
500 cc ATP 500			05 >	K20PR-U	3145	0,6	IK20	5304
500 cc EXPLORER 500			97 >	K16PR-U	3191	0,7	IK16	5303
500 cc MAGNUM, BOSS, SPORTSMAN			99 > 00	K16PR-U	3191	0,7	IK16	5303
500 cc OUTLAW 500			06 >	XU24EPR-U	3312	0,9	IXU24	5309
500 cc PREDATOR 500 / TROY LEE			05 >	XU24EPR-U	3312	0,9	IXU24	5309
500 cc RANGER 500 4x4			99 >	K16PR-U	3139	0,6	IK16	5303
500 cc SCRAMBLER, SPORTSMAN, TRAILBOSS			01 >	K20PR-U	3145	0,7	IK20	5304
500 cc SCRAMBLER 500 4x4			98 >	K20PR-U	3145	0,8	IK20	5304
500 cc SPORTSMAN 500 4x4			96 >	K20PR-U	3145	0,8	IK20	5304
500 cc SPORTSMAN 6x6			05 >	K20PR-U	3145	0,6	IK20	5304
510 cc OUTLAW 525 IRS / S	49.0			XU24EPR-U	3312	0,9	IXU24	5309
550 cc SPORTSMAN XP 550 EFI	29.9			K20PR-U	3145	0,7	IK20	5304
700 cc RANGER 700				Q22PR-U	3010	0,8	IQ22	5313
700 cc SPORTSMAN 700			03 >	K22PR-U	3165	0,6	IK22	5310
800 cc SPORTSMAN 800			05 >	K22PR-U	3165	0,6	IK22	5310
<b>ROTAX</b>								
500 cc BOMBARDIER TRAXTER 7401 / 7414			99 > 01	X24ESR-U	4101	0,7	IX24	5372
500 cc BOMBARDIER DS 650			00 > 01	X24ESR-U	4101	0,7	IX24	5372
<b>SACHS</b>								
50 cc 4 ROCK 50			06 >	W22FPR-U	4022	0,7	IWF22	5379
50 cc F50	2.1			U22FSR-U	4008	0,7	IUF22	5383
50 cc T-REX 50			06 >	W22FPR-U	4022	0,6	IWF22	5379
100 cc HELIX 100			06 >	W22FPR-U	4022	0,6	IWF22	5379
100 cc T-REX 100			06 >	W22FPR-U	4022	0,6	IWF22	5379
110 cc 4 ROCK 110			06 >	W22FPR-U	4022	0,7	IWF22	5379
150 cc 4 ROCK 150			06 >	U22FSR-U	4008	0,7	IUF22	5383
150 cc HELIX 150			06 >	U22FSR-U	4008	0,6	IUF22	5383
250 cc 4 ROCK 250			06 >	U24FSR-U	4010	0,7	IUF24	5384
450 cc F450	33.6			XU22EPR-U	3179	0,8	IXU22	5308
<b>SIMSON</b>								
50 cc STAR 50 ALBATROS	2.4		90 >	W24FS-U	4038	0,5	IWF24	5380
<b>SUZUKI</b>								
50 cc ALT 50		E	> 85	W14FPR-UL	4014	0,6		
50 cc ALT 50		E,F	85 >	W14FPR-UL	4016	0,6		
50 cc LT 50		H,L	87 >	W14FPR-U	4184	0,7		
50 cc LT 50 / E		E,F,G,J,K	84 >	W14FPR-U	4184	0,7		
50 cc LT-Z 50			06 >	U20FSR-U	4004	0,6		
80 cc LT 80		<GB> J,K,L	88 > 91	W22FP-U	4021	0,7	IWF22	5379
80 cc LT 80		H,J,K,L,M,N,P	87 >	W22FP-U	4021	0,7	IWF22	5379
80 cc LT 80		H,J,K,L	87 > 91	W22FPR-U	4022	0,7	IWF22	5379
80 cc LT 80		M,N,P,R,S,T,V,W,X	91 >	W22FPR-U	4022	0,7	IWF22	5379
90 cc LT-Z 90 QUADSPORT	4.9		06 >	U20FSR-U	4004	0,7	IUF22	5383
125 cc ALT 125 (G)				X22ES-U	4090	0,7	IX22	5371
125 cc ALT 125 / E		D,E,F,G	83 > 86	X22ESR-U	4091	0,7	IX22	5371
125 cc LT 125 / D		D,E,F,G,H	83 > 87	X22ESR-U	4091	0,6	IX22	5371
160 cc LT 160 E		K	> 89	X22ESR-U	4091	0,7	IX22	5371











# Spark Plugs

## Application Tables – ATV and Quad

		KW			Standard			Alternative	
									
<b>SUZUKI</b> <i>continued</i>									
160 cc	LT 160 E		<GB> L,M,N	90 >	X22EP-U9	4085	0,9	IX22B	5375
160 cc	LT 160 E		L,M,N	90 >	X22EPR-U9	4086	0,9	IX22B	5375
160 cc	LT-F 160 (QUAD RUNNER)		<GB> L,M,N,P,R,S,T,Y	90 >	X22EP-U9	4085	0,9	IX22B	5375
160 cc	LT-F 160 (QUAD RUNNER)		L,M,N,P,R,S,T	90 >	X22EPR-U9	4086	0,9	IX22B	5375
185 cc	ALT 185		F	85 >	X22ESR-U	4091	0,7	IX22	5371
185 cc	LT 185 E / FE		E	> 85	X22ES-U	4090	0,7	IX22	5371
185 cc	LT 185		F,G,H	85 >	X22ESR-U	4091	0,6	IX22	5371
230 cc	LT 230 S		H,J	87 >	X22ESR-U	4091	0,7	IX22	5371
230 cc	LT 230 E		J,K	88 > 90	X22ES-U	4090	0,7	IX22	5371
230 cc	LT 230 E		H	86 > 88	X22ESR-U	4091	0,7	IX22	5371
230 cc	LT 230 E		L,M,N,P	90 >	X22ESR-U	4091	0,7	IX22	5371
230 cc	LT 230 GE		F,G	85 >	X22ESR-U	4091	0,7	IX22	5371
230 cc	LT 230 GEF / S		F,G	85 >	X22ES-U	4090	0,7	IX22	5371
230 cc	LT-F 230		<GB> G,H	86 >	X22ES-U	4090	0,7	IX22	5371
230 cc	LT-F 230		<B,EU> G,H	86 >	X22ESR-U	4091	0,7	IX22	5371
250 cc	LT 250 E / EF / EFF		F,G	85 >	X24ESR-U	4101	0,7	IX24	5372
250 cc	LT 250 R		F,G,J,K	85 > 90			0,6	IW24	5316
250 cc	LT 250 R		H	87			0,6	IW24	5316
250 cc	LT 250 R		L,M,N	90 >			0,6	IW27	5317
250 cc	LT 250 R		<USA,GB> L,M,N	90 >			0,6	IW27	5317
250 cc	LT 250 S		<GB> L	90 >	X22EP-U9	4085	0,9	IX22B	5375
250 cc	LT 250 S		K,L	89 >	X22EPR-U9	4086	0,9	IX22B	5375
250 cc	LT-F 250		J,K,L	88 > 91	X22ESR-U	4091	0,6	IX22	5371
250 cc	LT-F 250		M,N,P,R,S,T	91 >	X22ESR-U	4091	0,6	IX22	5371
250 cc	LT-F 250		<USA> J,K,L	88 > 91	X22ES-U	4090	0,6	IX22	5371
250 cc	LT-Z 250			04 >	X22ESR-U	4091	0,7	IX22	5371
280 cc	LT - 4WD		J,K,L,M,N,P,R,S,T	88 >	X22ESR-U	4091	0,7	IX22	5371
280 cc	LT - F4WD (X)		H,K,L,M,N,P,R,S,T	87 >	X22ESR-U	4091	0,7	IX22	5371
280 cc	LT - F 300 (4WDX)		M,N,P,R,S,T	91 >	X22ESR-U	4091	0,7	IX22	5371
300 cc	LT 300 E		H,J,K	87 >	X24ESR-U	4101	0,7	IX24	5372
300 cc	LT-F 300		H,J,K	87 >	X24ESR-U	4101	0,7	IX24	5372
400 cc	LT-Z 400 / Z QUADSPORT	28		02 > 08 >	U22ESR-N	4174	0,7	IU22	5361
450 cc	LT-R 450 / Z QUADRACER	31.0		06 > 08 >	U24ESR-NB	4223	0,8	IU24	5362
500 cc	LT 500 / R		H,J,K,L	87 >			0,6	IW24	5316
500 cc	LT 500 / R		<USA> H,J,K,L	87 >			0,6	IW24	5316
500 cc	LT-A500 F (QUAD MASTER)			00 >	U20ESR-N	-	0,7		
500 cc	LT-F500 F (QUAD RUNNER)			00 >	U22ESR-N	4174	0,7	IU22	5361
700 cc	LT-A700X (KINGQUAD)			05 >	U20ESR-N	4221	0,7	IU20	5360
<b>SYM</b>									
170 cc	TRACKRUNNER 200	10.8			U24ESR-N	4126	0,8	IU24	5362
250 cc	QUADLANDER 250	14.1			U24ESR-N	4126	0,8	IU24	5362
285 cc	QUADLANDER 300	15.0			U24ESR-N	4126	0,8	IU24	5362
565 cc	QUADRAIDER 600	15.0			U24ESR-N	4126	0,8	IU24	5362
<b>YAMAHA</b>									
	GOLF CAR G1A / G3				W16FP-U	4019	0,7		
	GOLF CAR GE				W14F-U	4012	0,7		
	GOLF CAR G2A / G9A			92 >	W16ES-U	3025	0,5	IW16	5305
50 cc	YFM 50 / R			04 >	U22FSR-U	4008	0,7	IUF22	5383
60 cc	YF 60 (1HN)			87 > 88	W20FPR-U	3070	0,7		
60 cc	YT 60 L / N / S				W20FP-U	3068	0,7		
80 cc	YFM 80 (MOTO 4 / BADGER)			92 >	U22FSR-U	4008	0,7	IUF22	5383
80 cc	YFM 80 E / F (MOTO 4)			93 >	U22FS-U	4006	0,7	IUF22	5383
80 cc	YFM 80 / R / W			02 >	U22FSR-U	4008	0,7	IUF22	5383
100 cc	YFM 100 (CHAMP)				U22FSR-U	4008	0,7	IUF22	5383
100 cc	YFM 100 U / W (CHAMP)				U22FS-U	4006	0,7	IUF22	5383
125 cc	YFA-1 F			94 >	U22FS-U	4006	0,7	IUF22	5383
125 cc	YFA-125 (BREEZE)			94 >	U22FSR-U	4008	0,7	IUF22	5383
125 cc	YFM-125				U22FSR-U	4008	0,7	IUF22	5383
125 cc	YFM 125 / A (GRIZZLY)			04 >	U22FSR-U	4008	0,7	IUF22	5383
125 cc	YT 125 CH / H / J / K / L / N				W20EP-U	3043	0,8	IW20	5306
200 cc	YFM 200 MOTO 4			85 >	X22ESR-U	4091	0,7	IX22	5371
200 cc	YFS 200 (BLASTER)			93 >	W24ESR-U	4033	0,8	IW24	5316
200 cc	YFS 200 E / F			93 >	W24ES-U	4030	0,8	IW24	5316
200 cc	YTM 200 ERN / N				X22ES-U	4090	0,7	IX22	5371
200 cc	YTM 200 K / EK / L / EL				X22ES-U	4090	0,7	IX22	5371
200 cc	YTM 200 S				X22ESR-U	4091	0,7	IX22	5371
225 cc	YFM 225 / MOTO 4			92 >	X22ESR-U	4091	0,7	IX22	5371
225 cc	YFM 225 U / K / DXL / DRN / DXN / T				X22ES-U	4090	0,7	IX22	5371

# Spark Plugs

## Application Tables – ATV and Quad









	KW			Standard			Alternative	
								
<b>YAMAHA</b> <i>continued</i>								
230 cc YFU-1 / YFM 230				X22ESR-U	4091	0,7	IX22	5371
250 cc YFB 250 / E / F / FWF (TIMBERWOLF)			93 >	X22ES-U	4090	0,7	IX22	5371
250 cc YFB 250 / FW (TIMBERWOLF)			94 >	X22ESR-U	4091	0,7	IX22	5371
250 cc YFM 250 R (RAPTOR)			08 >	X22ESR-U	4091	0,7	IX22	5371
250 cc YFM 250 W (BEAR TRACKER)				X22ESR-U	4091	0,7	IX22	5371
350 cc YFM 350 2HR / 2HN MOTO 4			92	X24ESR-U	4101	0,7	IX24	5372
350 cc YFM 350 ER / ERT / ERF / ERU / ERW				X24ES-U	4099	0,7	IX24	5372
350 cc YFM 350 FWF / FWT / FWU / FWW / XF				X24ES-U	4099	0,7	IX24	5372
350 cc YFM 350 FWX (WOLVERINE)			92	X24ESR-U	4101	0,7	IX24	5372
350 cc YFM 350 / R			04 >	X24ESR-U	4101	0,7	IX24	5372
350 cc YFM 350 UT / XU / XW				X24ES-U	4099	0,7	IX24	5372
350 cc YFM 350 X (WARRIOR)			92	X24ESR-U	4101	0,7	IX24	5372
350 cc YFP 350 U (TERRAPRO)				X24ES-U	4099	0,7	IX24	5372
350 cc YFZ 350 (BANSHEE)			94 >	W24ESR-U	4033	0,8	IW24	5316
350 cc YFZ 350 E / F			93 >	W24ES-U	4030	0,8	IW24	5316
350 cc YFZ 350 U / W				W24ES-U	4030	0,8	IW24	5316
400 cc YFM 400 (KODIAK)			93 >	X24ESR-U	4101	0,7	IX24	5372
400 cc YFM 400 FW / FWF (BIG BEAR)			94 >	X24ESR-U	4101	0,7	IX24	5372
450 cc YFZ 450			04 >	U24ESR-N	4126	0,7	IU24	5362
600 cc YFM 600 (GRIZZLY)			98 >	X24EPR-U9	4096	0,9	IX24B	5376
660 cc YFM 660 RAPTOR / GRIZZLY			01 >	X24EPR-U9	4096	0,9	IX24B	5376
660 cc YXR 660 FAS			05 >	X24EPR-U9	4096	0,9	IX24	5372
660 cc YXR 660 RHINO			04 >	X24EPR-U9	4096	0,9	IX24	5372
700 cc YFM 700 R (GRIZZLY)			07 >	U22ESR-N	4174	0,9	IU22	5361

# DENSO Karting



# Spark Plugs









## Application Tables – Karting

		KW			Standard			Alternative	
									
<b>ADLY</b>									
125	cc GO-KART ATK 125 R	5.8			U22FSR-U	4008	0,6	IUF22	5383
<b>BILAND</b>									
250	cc KART ENGINE			00 >			0,7	IU22	5361
250	cc SA250				U24ETR	4158	0,7	IU24A	5365
<b>BRIGGS &amp; STRATTON</b>									
200	cc WORLD FORMULA		124435-8101-01		U27ESR-N	4126		IU24A	5365
206	cc ANIMAL		124432-8001-01		Q16PR-U	3137		IQ16	5301
305	cc MODEL 20		202400		Q16PR-U	3137		IQ16	5301
	BLOCKZILLA	2,75"	555640		U27ESR-N	4126		IU24A	5365
	BLOCKZILLA	3,0"	555641		U27ESR-N	4126		IU24A	5365
	V-TWIN		350400		Q16PR-U	3137		IQ16	5301
<b>BRM</b>									
125	cc TM engine						0,6	IW31	5319
<b>BULTACO</b>									
200	cc GO KART						0,5	IW27	5317
<b>CARRELL</b>									
98	cc 80S						0,6	IW27	5317
100	cc AK100, CK100						0,6	IW31	5319
<b>COMER</b>									
50	cc MINIKART C50			98 >	W22MPR-U	6043	0,7		
60	cc RAINBOW MINIKART S 60	4.4		98 >	W22MP-US	6049	0,7		
60	cc S60, W60				W22MP-US	6049	0,6		
80	cc K80, W80				W22MP-US	6049	0,6		
85	cc MINIKART			98 >	W22MP-US	6049	0,7		
100	cc 351L/VT/VTI						0,6	IW31	5319
<b>CRG</b>									
	S-10T1, S-20T1						0,6	IW31	5319
	SS97/98/99						0,6	IW31	5319
	SW97/98/99						0,6	IW31	5319
	WTP60						0,6	IW27	5317
<b>CRS</b>									
125	cc A 1						0,6	IW31	5319
125	cc MF 1						0,6	IW34	5320
125	cc MF 2						0,6	IW34	5320
125	cc P 1						0,6	IW31	5319
125	cc S 1						0,6	IW31	5319
125	cc S 88						0,6	IW31	5319
<b>ECOMOTO</b>									
250	cc Kart engine			98 >	U24ESR-N	4126	0,7	IU24	5362
<b>EVO (Kart)</b>									
125	cc FR 125 Max	22.0	(Standard)	98 >			0,7	IW31	5319
125	cc FR 125 Max	22.0	(Low load = option)	98 >			0,7	IW27	5317
125	cc Rotax Aprilia 122	31.0		98 >			0,7	IW31	5319
	4-T Wankel	30.0	LCR 407 SG/W	98 >	U31ETR	4135	0,7	IU31A	5367
<b>FOX</b>									
100	cc RTW						0,6	IW31	5319
<b>FUJI ROBIN</b>									
	EC03/04/05				W22FS-U	4025	0,6	IWF22	5379
<b>HETSCHHEL</b>									
100	cc KZH 100D/100M						0,6	IW31	5319
<b>HONDA</b>									
120	cc GX 120	3			W20EPR-U	3047	0,7	IW20	5306
160	cc GX 160	4			W20EPR-U	3047	0,7	IW20	5306
200	cc GX 200	4.8			W20EPR-U	3047	0,7	IW20	5306
240	cc GX 240	5.8			W20EPR-U	3047	0,7	IW20	5306
	JE01E						0,6	IW01-#	-
<b>HRT</b>									
100	cc REED, ROTARY						0,6	IW31	5319
<b>IAME</b>									
60	cc Parilla 60 GAZELLE						0,6	IW31	5319
80	cc Parilla 80 LEVRIER						0,6	IW31	5319
99	cc Komet K55 / Super						0,6	IW31	5319
100	cc Parilla 100, Sirio 100						0,6	IW31	5319
100	cc Parilla REEDJET JP.S						0,6	IW31	5319
100	cc Parilla REEDJET RL/MAXI-RL						0,6	IW31	5319
100	cc Parilla TT37/38/39/40						0,6	IW31	5319
100	cc Sirio RAP TT53 / TT56						0,6	IW31	5319
100	cc Sirio RAP95						0,6	IW31	5319











# Spark Plugs

## Application Tables – Karting

		KW			Standard			Alternative	
									
<b>IAME continued</b>									
120	cc	Komet Panther TaG					0,6	IW31	5319
125	cc	Parilla 125LEOPARD					0,6	IW31	5319
		Parilla MAG95					0,6	IW31	5319
<b>ITAL SYSTEM (Saetta)</b>									
99	cc	ML21, ML31, MV21, MV31					0,6	IW31	5319
99	cc	SL11, SL21, SV11, SV21					0,6	IW31	5319
99	cc	SV31, ML41, MV41					0,6	IW31	5319
<b>KOHLER</b>									
180	cc	XKE 6	4.5		Q16PR-U	3137	1.0	IQ16	5301
<b>MAXTER</b>									
100	cc	MX-L, MX-V					0,6	IW31	5319
<b>MOTOR HISPANIA</b>									
50	cc	KART 50			W20FS-U	3073	0,5		
<b>MUGEN</b>									
100	cc	MKR100AI					0,6	IW31	5319
<b>PCR</b>									
98.1	cc	TSV98, TSL98, PV50					0,6	IW31	5319
100	cc	PV50W					0,6	IW31	5319
<b>PRD</b>									
100	cc	RK100/C/EH					0,6	IW27	5317
<b>RADNE</b>									
60	cc	RAKET 60			W22MP-US	6049	0,6		
85	cc	RAKET 85			W22MP-US	6049	0,6		
120	cc	RAKET 120			W22MP-US	6049	0,6		
<b>ROTAX</b>									
100	cc	DS-DL/DR, DS-EL/ER					0,7	IW31	5319
100	cc	DS-FR					0,7	IW31	5319
100	cc	VM95, VME, VM95XP					0,7	IW31	5319
125	cc	FR 125 MAX (37.125.1301)	(Low load = option)	98 >			0,7	IW27	5317
125	cc	FR 125 MAX (37.125.1301)	(Standard)	98 >			0,7	IW31	5319
125	cc	FR 125 MAX JUNIOR (30.125.130)	(Standard)	98 >			0,7	IW27	5317
125	cc	FR 125 MAX JUNIOR (30.125.130)	(Fast driving = option)	98 >			0,7	IW31	5319
125	cc	FR 125 MAX MINI (30.125.130)	(Standard)	98 >			0,7	IW27	5317
125	cc	FR 125 MAX MINI (30.125.130)	(Fast driving = option)	98 >			0,7	IW31	5319
<b>SUZUKI</b>									
		F114					0,7	IW01-#	-
<b>TITAN</b>									
100	cc	LL-1/2/3, RV-1, RV-2					0,6	IW31	5319
<b>TKM</b>									
100	cc	BT 82	(Standard)				0,6	IW27	5317
100	cc	BT 82	(Hot weather = option)				0,6	IW31	5319
200	cc				U31ESR-N	4187	0,6	IU31	5364
<b>TM (RACING)</b>									
125	cc	BRM Kart					0,6	IW31	5319
100	cc	K11, K12					0,6	IW31	5319
<b>TOHATSU</b>									
		K-470 II					0,6	IW27	5317
<b>VORTEX</b>									
60	cc	MINIROK 60					0,6	IW27	5317
100	cc	RVA 100					0,6	IW31	5319
100	cc	VL/B/C/95/95C					0,6	IW31	5319
100	cc	VL/CW, VL/BW					0,6	IW31	5319
100	cc	VR/C/CW/95/95C					0,6	IW31	5319
125	cc	RAV 125					0,6	IW31	5319
125	cc	ROK125					0,6	IW31	5319
125	cc	ROK TT 125	22				0,6	IW31	5319
125	cc	RVS 125					0,6	IW31	5319
125	cc	RVX 125					0,6	IW31	5319
125	cc	SUPERROK 125	26.5				0,6	IW31	5319
<b>WANKEL</b>									
407	cc	LCR 407 SG/K(R) SG/W	30-32		U24ETR	4158	0,7	IU24A	5365
<b>YAMAHA</b>									
80	cc	YZ 80 E / SK						IW31	5319
85	cc	YZ 85	(Fast driving = option)				0,6	IW31	5319
85	cc	YZ 85	(Standard)				0,6	IW27	5317
100	cc	KT 100 J	(Fast driving = option)				0,6	IW31	5319
100	cc	KT 100 J	(Standard)				0,6	IW27	5317
100	cc	KT 100 J	(Low load = option)		W24ES-U	4030	0,6	IW24	5316

# Spark Plugs

## Application Tables – Karting









	KW			Standard			Alternative		
									
<b>YAMAHA</b> <i>continued</i>									
100 cc	KT 100 P	(Fast driving = option)				0,6	IW31	5319	
100 cc	KT 100 P	(Standard)				0,6	IW27	5317	
100 cc	KT 100 P	(Low load = option)				0,6	IW24	5316	
100 cc	KT 100 S	(Sprint = option)				0,6	IW27	5317	
100 cc	KT 100 S	(Superkart = option)				0,6	IW31	5319	
100 cc	KT100 FP / AZ / SC / SD					0,6	IW27	5317	
100 cc	KT100SP, KT100FA					0,6	IW31	5319	
100 cc	RC 100 S (RED ARROW)				W27ES-U	4046	0,7	IW27	5317
125 cc	YZ125 SK						0,6	IW31	5319
250 cc	FK250				U27ETR	4155	0,6	IU27A	5366
250 cc	M250WR-F				U24ESR-N	4126	0,7	IU24	5362

# DENSO Snowmobile











# Spark Plugs

## Application Tables – Snowmobile









		KW			Standard			Alternative	
									
<b>AKTIV</b>									
277	cc KARIBO				W24ES-U	4030	0,7	IW24	5316
290	cc ALL MODELS				M22	5003	0,7		
440	cc 600 / 400				M22	5003	0,7		
440	cc GRIZZLY				W27ES-U	4046	0,7	IW27	5317
440	cc PANTHER				W27ES-U	4046	0,7	IW27	5317
500	cc 600 SPIRIT				W27ES-U	4046	0,7	IW27	5317
500	cc 625 TEDDY				W27ES-U	4046	0,7	IW27	5317
500	cc GRIZZLY				W27ES-U	4046	0,7	IW27	5317
503	cc GRIZZLY				W24ES-U	4030	0,7	IW24	5316
503	cc PANTHER LANG				W24ES-U	4030	0,7	IW24	5316
<b>ALOUETTE</b>									
340	cc 340				W27ES-U	4046	0,5	IW27	5317
340	cc G34B SNO DUSTER				W24ES-U	4030	0,5	IW24	5316
440	cc 440				W27ES-U	4046	0,5	IW27	5317
<b>ARCTIC CAT</b>									
60	cc AA - 06A1				W20FPR-U	3070	0,6		
60	cc AA - 06A2 / A3 / A4 / A5 / A6			91 >	W20FSR-U	6053	0,6		
60	cc KITTY CAT			86 >	W20FSR-U	6053	0,6		
60	cc T5B / T6A				W20FSR-U	6053	0,6		
120	cc F 120		Suzuki		W20EPR-U	3047	0,6	IW20	5306
245	cc T1A 250 R1A				W27ESR-U	4045	0,6	IW27	5317
245	cc T1B 250 RS1 / T7C 250 FR2 / T7C 250 FX				W27ES-U	4046	0,6	IW27	5317
245	cc T1C 250 F1 / T1D 250 F1				W27ESR-U	4045	0,6	IW27	5317
250	cc AA 25 L2 / AB 25 F3 / F4				W27ESR-U	4045	0,6	IW27	5317
250	cc AB 25 F1 / F2				W24ESR-U	4033	0,6	IW24	5316
250	cc LYNX 250				W24ES-U	4030	0,6	IW24	5316
275	cc AA - 28F1 / F2 / F3 / F4 / F5				W24ESR-U	4033	0,6	IW24	5316
275	cc JAGUAR 2000T				W24ESR-U	4033	0,6	IW24	5316
275	cc LYNX 2000S / T				W24ESR-U	4033	0,6	IW24	5316
290	cc T1A 290 R1A / FA / F1				W27ES-U	4046	0,6	IW27	5317
290	cc T1C 290 RS1				W27ES-U	4046	0,6	IW27	5317
290	cc T7A 290 RX				W27ES-U	4046	0,6	IW27	5317
292	cc 150 A / B				M24S	5004	0,6		
292	cc KM24 WANKEL		(L=12.7mm thread)		W22FSR	4024	0,6	IWF22	5379
292	cc LYNX 1				W24FS-U	4038	0,6	IWF24	5380
292	cc T4B 292 S1A				W27FS-U	4052	0,6	IWF27	5381
292	cc T4C 292 S1 / S1A				W24FSR	4037	0,6	IWF24	5380
295	cc KM24 WANKEL		(L=19.0mm thread)		W24ESR-U	4033	0,6	IW24	5316
336	cc T1B 340 S1				W24ESR-U	4033	0,6	IW24	5316
336	cc T1C 340 S1 / S2				W24ESR-U	4033	0,6	IW24	5316
339	cc JAGUAR 3000 / 340				W24ESR-U	4033	0,6	IW24	5316
339	cc LYNX DELUXE / MTN CAT				W20FSR-U	6053	0,6		
339	cc PANTHER 340				W24ES-U	4030	0,6	IW24	5316
339	cc SNO PRO		Racing				0,6	IW31	5319
339	cc T1A 340 FA / R1A / F1				W27ES-U	4046	0,6	IW27	5317
339	cc T1A 340 S1				W24ES-U	4030	0,6	IW24	5316
339	cc T1B 340 RS1				W27ES-U	4046	0,6	IW27	5317
339	cc T1D 340 A2A / F1				W24ESR-U	4033	0,6	IW24	5316
339	cc T7A 340 RX / T7C 340 FR1				W27ES-U	4046	0,6	IW27	5317
339	cc TC 340 A				W27ESR-U	4045	0,6	IW27	5317
339	cc TC7 340 FR2 / FX				W27ES-U	4046	0,6	IW27	5317
340	cc AA 34 F1 / F2 / F3 / F4 / F5				W24ESR-U	4033	0,6	IW24	5316
340	cc AB 34 F1 / AE 34 L2				W27ESR-U	4045	0,6	IW27	5317
340	cc AC 34 L2 / AD 34 L1				W27ESR-U	4045	0,6	IW27	5317
340	cc AF 34 A1 / A2				W24ESR-U	4033	0,6	IW24	5316
370	cc PANTHER 370		Suzuki		W27ESR	6069	0,6	IW27	5317
398	cc T1A 400 FA / F1A / F1				W27ES-U	4046	0,6	IW27	5317
398	cc T1A 400 S1 / T1B 400 S1				W24ESR-U	4033	0,6	IW24	5316
398	cc T7A 400 RS1				W27ES-U	4046	0,6	IW27	5317
431	cc AD - 44L1				W27ESR-U	4045	0,6	IW27	5317
431	cc BEARCAT / AK44A7-B / AK44A8-B			95 >	W27ESR-U	4045	0,6	IW27	5317
431	cc JAG / JAG SUPER / PANTHER / TRAI CAT				W27ESR-U	4045	0,6	IW27	5317
436	cc COUGAR / POWLER / EL TIGRE 4000				W27ES-U	4046	0,6	IW27	5317
436	cc PANTERA / CHEETAH / PANTHER 4000				W24ES-U	4030	0,6	IW24	5316
436	cc T1A 440 FA / R1A / F2				W27ES-U	4046	0,6	IW27	5317
436	cc T1A 440 S1 / T1B 440 S1				W24ESR-U	4033	0,6	IW24	5316






		KW			Standard			Alternative		
										
<b>ARCTIC CAT</b> <i>continued</i>										
436	cc	T1C 440 S1A / S2A				W24ESR-U	4033	0,6	IW24	5316
436	cc	T1D 440 A2A				W24ESR-U	4033	0,6	IW24	5316
436	cc	T7A 440 RS1 / RX				W27ES-U	4046	0,6	IW27	5317
436	cc	T7B 440 RS1				W27ES-U	4046	0,6	IW27	5317
436	cc	T7C 440 FR1 / FR2 / FX				W27ES-U	4046	0,6	IW27	5317
436	cc	TA 440 A / B / C				W27ESR-U	4045	0,6	IW27	5317
440	cc	AB 44 F1 / F2				W24ESR-U	4033	0,6	IW24	5316
440	cc	AC 44 A1 / A2 / A3				W24ESR-U	4033	0,6	IW24	5316
440	cc	AE 44 L2				W27ESR-U	4045	0,6	IW27	5317
440	cc	AF 44 L1 / L2 / L3				W27ESR-U	4045	0,6	IW27	5317
440	cc	AG 44 A1 / A2				W24ESR-U	4033	0,6	IW24	5316
440	cc	PANTHER 440				W27ES-U	4046	0,6	IW27	5317
440	cc	SNO PRO			Racing			0,6	IW31	5319
500	cc	AB 50 A1				W24ESR-U	4033	0,6	IW24	5316
500	cc	AB 50 A2 / A3 / A4				W27ESR-U	4045	0,6	IW27	5317
500	cc	AC 50 F1 / F2				W27ESR-U	4045	0,6	IW27	5317
500	cc	AD 50 F1 / F2 / F3 / F4 / F5				W27ESR-U	4045	0,6	IW27	5317
500	cc	AE 50 A1 / A2 / A3				W27ESR-U	4045	0,6	IW27	5317
500	cc	AF 50 A1				W27ESR-U	4045	0,6	IW27	5317
500	cc	AH 50 L1 / L2				W27ESR-U	4045	0,6	IW27	5317
500	cc	AL 50 A1 / A2				W27ESR-U	4045	0,6	IW27	5317
500	cc	CHEETAH 5000 / COUGAR				W27ESR-U	4045	0,6	IW27	5317
500	cc	CROSSFIRE 5			Suzuki	W27ESR	6069	0,6	IW27	5317
500	cc	EL TIGRE 6000			89 >			0,6	IW31	5319
500	cc	EL TIGRE EXT / 5000			89 >			0,6	IW27	5317
500	cc	F 5			Suzuki	W27ESR	6069	0,6	IW27	5317
500	cc	PANTERA 500 / 5000 FA / FC				W27ESR-U	4045	0,6	IW27	5317
500	cc	T 500			Suzuki	W27ESR	6069	0,6	IW27	5317
529	cc	AA 53 L3						0,6	IW31	5319
529	cc	AA 53 L4				W27ESR-U	4045	0,6	IW27	5317
550	cc	AA 55 L1 / L2 / L3 / L5 / L6				W27ESR-U	4045	0,6	IW27	5317
560	cc	EXT SPECIAL / MTN CAT				W27ESR-U	4045	0,6	IW27	5317
565	cc	BEARCAT 570			Suzuki	W27ESR	6069	0,6	IW27	5317
565	cc	F 570			Suzuki	W27ESR	6069	0,6	IW27	5317
565	cc	T 570			Suzuki	W27ESR	6069	0,6	IW27	5317
580	cc	AA 58 L2				W27ESR-U	4045	0,6	IW27	5317
594	cc	AA 60 L2				W27ESR-U	4045	0,6	IW27	5317
600	cc	CROSSFIRE 6			Suzuki	W27ESR	6069	0,6	IW27	5317
600	cc	F 6			Suzuki	W27ESR	6069	0,6	IW27	5317
600	cc	M 6			Suzuki	W27ESR	6069	0,6	IW27	5317
645	cc	T8A 650 RX				W27ES-U	4046	0,6	IW27	5317
645	cc	WILDCAT 650						0,6	IW31	5319
650	cc	AA 65 L1						0,6	IW31	5319
650	cc	AA 65 L2						0,6	IW27	5317
650	cc	AA 65 L3				W27ESR-U	4045	0,6	IW27	5317
660	cc	BEARCAT WT 660			Suzuki			0,8	IXU24	5309
660	cc	BEARCAT WT 660 TURBO			Suzuki			0,8	IXU24	5309
660	cc	PANTHER 660			Suzuki			0,8	IXU24	5309
660	cc	T 660			Suzuki			0,8	IXU24	5309
700	cc	AA 70 L5 / L6				W27ESR-U	4045	0,6	IW27	5317
700	cc	WILDCAT / MTN CAT				W27ESR-U	4045	0,6	IW27	5317
794	cc	AA 80 L1 / L2				W27ESR-U	4045	0,6	IW27	5317
800	cc	CROSSFIRE 8			Suzuki	W27ESR	6069	0,6	IW27	5317
800	cc	F 8			Suzuki	W27ESR	6069	0,6	IW27	5317
800	cc	M 8			Suzuki	W27ESR	6069	0,6	IW27	5317
896	cc	AA 90 L1 / L2				W27ESR-U	4045	0,6	IW27	5317
1000	cc	CROSSFIRE 1000			Suzuki	W27ESR	6069	0,6	IW27	5317
1000	cc	F 1000			Suzuki	W27ESR	6069	0,6	IW27	5317
1000	cc	M 1000			Suzuki	W27ESR	6069	0,6	IW27	5317
1056	cc	T Z1			Suzuki	U24ETR	4158	0,8	IU24A	5365
1056	cc	JAGUAR Z1			Suzuki	U24ETR	4158	0,8	IU24A	5365
<b>BOA SKI</b>										
292	cc	MKI 292				W27ESR-U	4045	0,6	IW27	5317
340	cc	MKIII 340				W27ESR-U	4045	0,6	IW27	5317
440	cc	MKII 440				W27ESR-U	4045	0,6	IW27	5317
<b>BOLENS</b>										
292	cc	292 / 295 / R295				W22FS-U	4025	0,6	IWF22	5379
310	cc	315				W22FS-U	4025	0,6	IWF22	5379

# Spark Plugs









## Application Tables – Snowmobile

		KW			Standard			Alternative	
									
<b>BOLENS <i>continued</i></b>									
336	cc 340 / R340				W22FS-U	4025	0,6	IWF22	5379
396	cc 399 / R399				W24FS-U	4038	0,6	IWF24	5380
438	cc 440 / R440				W24FS-U	4038	0,6	IWF24	5380
<b>BOMBARDIER (SKI-DOO / MOTO-SKI)</b>									
118	cc MINI Z			98 >	W20EPR-U	3047	0,7	IW20	5306
247	cc 250				M22	5003	0,5		
247	cc 250 ELAN				M17	5002	0,5		
247	cc 250 RV / TNT				W27ES-U	4046	0,5	IW27	5317
247	cc 250SS ELAN				W24FS-U	4038	0,5	IWF24	5380
247	cc 250T ELAN DELUXE				W20FS-U	3073	0,5		
250	cc ELAN				M14	5001	0,5		
253	cc CITATION LS / LSE / TUNDRA / LT			85 >	W27ESR-U	4045	0,5	IW27	5317
269	cc CITATION 3500				W24ESR-U	4033	0,5	IW24	5316
269	cc TUNDRA II / LT			93 >	W27ES-U	4046	0,5	IW27	5317
292	cc 292TNT / 320SS				M24S	5004	0,5		
293	cc 294TNT / 300TNT				W24FS-U	4038	0,5	IWF24	5380
294	cc CITATION 300				W24FS-U	4038	0,5	IWF24	5380
302	cc 300 OLYMPIQUE SINGLE				M14	5001	0,5		
305	cc OLYMPIQUE TWIN				W22FS-U	4025	0,5	IWF22	5379
335	cc 335 OLYMPIQUE				M14	5001	0,5		
339	cc 340FA (CDI)				W27ES-U	4046	0,5	IW27	5317
339	cc 340SS / TNT				M24S	5004	0,5		
339	cc BLIZZARD 7500				W27ES-U	4046	0,5	IW27	5317
339	cc BLIZZARD 7500 PLUS				W27ES-U	4046	0,5	IW27	5317
339	cc OLYMPIQUE 340 / 340E				W24FS-U	4038	0,5	IWF24	5380
339	cc SONIC 340 / RV 340						0,6	IW31	5319
340	cc 340 / 340E EVEREST / TNT				W24FS-U	4038	0,5	IWF24	5380
340	cc 354 BLIZZARD 6500						0,6	IW31	5319
345	cc RV340 ( F / A )				W27ES-U	4046	0,5	IW27	5317
346	cc TNT340 ( F / A )				W27ES-U	4046	0,5	IW27	5317
368	cc 377 MIRAGE III				W24ES-U	4030	0,4	IW24	5316
368	cc 377 SAFARI			84 >	W24ESR-U	4033	0,6	IW24	5316
368	cc 377 SAFARI / E / L / DL			85 >	W27ESR-U	4045	0,6	IW27	5317
368	cc 377 SCOUT				W24ESR-U	4033	0,5	IW24	5316
368	cc 377 SKANDIC / R / II / IIR				W24ES-U	4030	0,5	IW24	5316
368	cc FORMULA S			96 >	W27ES-U	4046	0,4	IW27	5317
369	cc 371 NORDIC				W22FS-U	4025	0,6	IWF22	5379
386	cc 370 OLYMPIQUE				W22FS-U	4025	0,6	IWF22	5379
386	cc 380 FORMULA DELUXE			00 >	W27ESR-U	4045	0,6	IW27	5317
386	cc CITATION SS / 4500 / 4500E				W27ES-U	4046	0,6	IW27	5317
399	cc 400				W27FS-U	4052	0,6	IWF27	5381
399	cc 396 / 398TNT / FA				W24ES-U	4030	0,6	IW24	5316
399	cc 399TNT				W22FS-U	4025	0,6	IWF22	5379
399	cc 400 FA (CDI)				W27ES-U	4046	0,6	IW27	5317
399	cc TNT 400 FREE AIR				W31ES-U	4062	0,6	IW31	5319
437	cc 440 / 440E EVEREST (FAN)				M24S	5004	0,6		
437	cc 440 / 440R				M22	5003	0,6		
437	cc 440 FA		(Ø 18mm thread)		M22	5003	0,6		
437	cc 440 FA		(Ø 14mm thread)		W24ES-U	4030	0,6	IW24	5316
437	cc 440 TNT		(Ø 18mm thread)		M22	5003	0,6		
437	cc 440 TNT		(Ø 14mm thread)		W24ES-U	4030	0,6	IW24	5316
437	cc 440 TNT / 440E (FAN)				M24S	5004	0,6		
437	cc 447 NORDIC 50				W27ESR-U	4045	0,6	IW27	5317
437	cc 477 SAFARI / GRAND LUXE				W24ESR-U	4033	0,6	IW24	5316
437	cc BLIZZARD 9500				W27ESR-U	4045	0,6	IW27	5317
437	cc BLIZZARD 9500 PLUS				W31ESR-U	4176	0,5	IW31	5319
437	cc ELITE				W24ESR-U	4033	0,6	IW24	5316
437	cc ELITE 450L / C		(Standard)		W24ESR-U	4033	0,6	IW24	5316
437	cc ELITE 450L / C		(Severe Service = option)		W27ESR-U	4045	0,6	IW27	5317
437	cc EVEREST 444L / C				W27ESR-U	4045	0,6	IW27	5317
462	cc FORMULA SP / SS				W24ESR-U	4033	0,6	IW24	5316
463	cc EVEREST LC / SS - 25				W24ESR-U	4033	0,6	IW24	5316
467	cc FORMULA MX				W24ESR-U	4033	0,6	IW24	5316
467	cc FORMULA MXII				W27ESR-U	4045	0,6	IW27	5317
470	cc MXV				W27ESR-U	4045	0,6	IW27	5317
477	cc 477 SAFARI			85 >	W27ESR-U	4045	0,6	IW27	5317
503	cc ALPINE II				W24ESR-U	4033	0,6	IW24	5316
503	cc BLIZZARD 5500 / MX				W27ESR-U	4045	0,6	IW27	5317









		KW			Standard			Alternative		
<b>BOMBARDIER (SKI-DOO / MOTO-SKI) continued</b>										
503	cc	ESCAPADO 503				W27ESR-U	4045	0,6	IW27	5317
503	cc	EVEREST 500 / 500E				W27ESR-U	4045	0,6	IW27	5317
503	cc	NORDIC 503				W24ESR-U	4033	0,6	IW24	5316
503	cc	SAFARI RALLY				W27ESR-U	4045	0,6	IW27	5317
503	cc	SKANDIC / R / SLT				W27ESR-U	4045	0,6	IW27	5317
503	cc	STRATOS 503 / VOYAGEUR				W27ESR-U	4045	0,6	IW27	5317
532	cc	SAFARI GL / LC				W24ESR-U	4033	0,6	IW24	5316
534	cc	BLIZZARD 9700				W24ESR-U	4033	0,6	IW24	5316
537	cc	FORMULA PLUS		85 > 91		W27ESR-U	4045	0,6	IW27	5317
582	cc	FORMULA PLUS / MACH I / PLUS II / E / XTC				W27ESR-U	4045	0,6	IW27	5317
599	cc	FORMULA III / -LT		97 >		W31ESR-U	4176	0,5	IW31	5319
635	cc	640				M24S	5004	0,6		
635	cc	640 ALPINE ER				W22FS-U	4025	0,6	IWF22	5379
635	cc	640 VALMENT / 640TNT / ALPINE 640 (NORDIC)				M22	5003	0,6		
643	cc	FORMULA MACH I / IX				W27ESR-U	4045	0,6	IW27	5317
669	cc	669TNT				M22	5003	0,6		
670	cc	MACH I / II / XTC				W27ESR-U	4045	0,6	IW27	5317
699	cc	MACH 1 / GT 500 SE / GT 538 SE		97 >		W31ESR-U	4176	0,5	IW31	5319
771	cc	775TNT				M24S	5004	0,6		
771	cc	Other Blizzard series			(Ø 14mm thread)	W27ES-U	4046	0,6	IW27	5317
779	cc	MACH Z				W27ESR-U	4045	0,6	IW27	5317
779	cc	MACH Z				W31ESR-U	4176	0,5	IW31	5319
809	cc	MACH Z / -Z LT		97 >		W31ESR-U	4176	0,5	IW31	5319
<b>BROOTEN</b>										
294	cc	LC29				W24ESR-U	4033	0,6	IW24	5316
335	cc	LC34				W24ESR-U	4033	0,6	IW24	5316
335	cc	LC43				W24ESR-U	4033	0,6	IW24	5316
439	cc	LC44				W24ESR-U	4033	0,6	IW24	5316
<b>CANADIAN CURTIS WRIGHT</b>										
248	cc	KEC 248				M22	5003	0,6		
290	cc	KEC 290 1				W22FS-U	4025	0,6	IWF22	5379
290	cc	KEC 290 2 / KEC 290 3				W24FS-U	4038	0,6	IWF24	5380
339	cc	KEC 340 1				W22FS-U	4025	0,6	IWF22	5379
339	cc	KEC 340 2 / KEC 340 3 / KEC 340 4				W24FS-U	4038	0,6	IWF24	5380
339	cc	KEC 340 5				W27ESR-U	4045	0,6	IW27	5317
398	cc	KEC 400 1 KEC 400 2 / KEC 400 3				W24FS-U	4038	0,6	IWF24	5380
398	cc	KEC 400 4 / 21				W24FS-U	4038	0,6	IWF24	5380
400	cc	KEC 400 22				W27ESR-U	4045	0,6	IW27	5317
436	cc	KEC 440 1 / KEC 440 3 / KEC 440 4				W24FS-U	4038	0,6	IWF24	5380
436	cc	KEC 440 22			John Deere	W27ESR-U	4045	0,6	IW27	5317
436	cc	KEC 440 22			Mercury	W24ESR-U	4033	0,6	IW24	5316
437	cc	KEC 440 21				W24FS-U	4038	0,6	IWF24	5380
438	cc	KEC 440 5				W24ESR-U	4033	0,6	IW24	5316
<b>CHAPARRAL (ZENOAH)</b>										
250	cc	250				W24ES-U	4030	0,6	IW24	5316
292	cc	292 / 292SS				W24ES-U	4030	0,6	IW24	5316
295	cc	295				W24ES-U	4030	0,6	IW24	5316
340	cc	340 / 340SS				W27ES-U	4046	0,6	IW27	5317
400	cc	400 / SE			(L=19.0mm thread)	W27ES-U	4046	0,6	IW27	5317
400	cc	400 / SS			(L=12.7mm thread)	W24FS-U	4038	0,6	IWF24	5380
400	cc	440 / SS			(L=12.7mm thread)	W24FS-U	4038	0,6	IWF24	5380
440	cc	440 / SS			(L=19.0mm thread)	W27ES-U	4046	0,6	IW27	5317
<b>EVINRUDE (OMC)</b>										
399	cc	400 / 400S				SF-50	6001			
436	cc	440 / 440S				SF-50	6001			
646	cc	650 / 650S				SF-50	6001			
<b>FINN CAT</b>										
438	cc	60 : 276 R6				M24S	5004	0,6		
438	cc	60 : AB 50 A3				W27ES-U	4046	0,6	IW27	5317
<b>HIRTH</b>										
246	cc	81R / 82R				M14	5001	0,6		
250	cc	250 TWIN				W27ES-U	4046	0,6	IW27	5317
292	cc	193R / 56R				M22	5003	0,6		
292	cc	261R				W27ES-U	4046	0,6	IW27	5317
292	cc	261R3 / 261R4				W24ES-U	4030	0,6	IW24	5316
300	cc	190 / 191R				M22	5003	0,6		

# Spark Plugs

## Application Tables – Snowmobile









		KW			Standard			Alternative	
									
<b>HIRTH continued</b>									
300	cc 52R / 53R / 54R / 55R				M22	5003	0,6		
317	cc 192R				M22	5003	0,6		
338	cc 194R				M22	5003	0,6		
338	cc 260R			(Ø 18mm thread)	M24S	5004	0,6		
338	cc 260R / 260R3 / 260R4			(Ø 14mm thread)	W27ES-U	4046	0,6	IW27	5317
339	cc 271R0 / R3 / R4 / 278R0 / 279R0				M24S	5004	0,6		
372	cc 160R / 200R				M22	5003	0,6		
399	cc 210R / 271R0 / R3 / R4				M24S	5004	0,6		
399	cc 277R0 / R3 / R4				M24S	5004	0,6		
438	cc 211R				M22	5003	0,6		
438	cc 270R				M24S	5004	0,6		
440	cc 273R / 276R0 / R3 / R4				M24S	5004	0,6		
493	cc 220R / 275R				M22	5003	0,6		
647	cc 231R				W24FS-U	4038	0,6	IWF24	5380
649	cc 280R				W24ES-U	4030	0,6	IW24	5316
650	cc 172R				M22	5003	0,6		
650	cc 280R / RS			(Ø 14mm thread)	W27ES-U	4046	0,6	IW27	5317
650	cc 281R0				W24ES-U	4030	0,6	IW24	5316
793	cc 230R				W24FS-U	4038	0,6	IWF24	5380
<b>HUSQVARNA</b>									
147	cc SM-150			(L=9.5mm thread)	W22M-US	6048	0,6		
147	cc SM-150			(L=12.7mm thread)	W22FS-U	4025	0,6	IWF22	5379
157	cc SM-160				W22MP-US	6049	0,6		
<b>ITALJET</b>									
50	cc CX50R / PR50 / RX50				W24ES-U	4030	0,6	IW24	5316
50	cc JC5A / JC5B / JC5C / JC5D				W22FS-U	4025	0,6	IWF22	5379
50	cc M5A / M5B / M5C / M5D / MM5A / MM5B				W22FS-U	4025	0,6	IWF22	5379
50	cc SX50				W22FS-U	4025	0,6	IWF22	5379
50	cc X50R				W24FS-U	4038	0,6	IWF24	5380
50	cc X50S / KS50				W22FS-U	4025	0,6	IWF22	5379
<b>JLO - ROCKWELL</b>									
100	cc L 99 (F100 - 1)				W20FP-U	3068	0,6		
148	cc L 152				M17	5002	0,6		
192	cc L 197				M17	5002	0,6		
223	cc L 227 / L 230				M22	5003	0,6		
257	cc L 252				M17	5002	0,6		
285	cc 2F 295 - 1 / 2				W27ES-U	4046	0,6	IW27	5317
285	cc 2F 295 - 2				W24ES-U	4030	0,6	IW24	5316
292	cc L 295 / 70			(L=19.0mm thread)	W24ES-U	4030	0,6	IW24	5316
292	cc R 295				W24ES-U	4030	0,6	IW24	5316
296	cc L 297 / L 300				M22	5003	0,6		
337	cc L 340 / 70			(L=12.7mm thread)	M22	5003	0,6		
337	cc L 340 / 70			(L=19.0mm thread)	W24ES-U	4030	0,6	IW24	5316
337	cc R 340				W24ES-U	4030	0,6	IW24	5316
339	cc 2F 340 - 3 / 5				W24ES-U	4030	0,6	IW24	5316
339	cc 2F 340 - 6				W27ES-U	4046	0,6	IW27	5317
339	cc 2F 340 - 6				W24ES-U	4030	0,6	IW24	5316
339	cc LR 340 / 2			(L=12.7mm thread)	M22	5003	0,6		
339	cc LR 340 / 2			(L=19.0mm thread)	W24ES-U	4030	0,6	IW24	5316
398	cc 2F 400 1 / 3 / 4 / 6 / 7 / 8				W24ES-U	4030	0,6	IW24	5316
398	cc L 399 2 / LR 399 2				W24ES-U	4030	0,6	IW24	5316
428	cc 2F 440 3				W27ES-U	4046	0,6	IW27	5317
434	cc 2F 440 2 / 5 / 6 / 7 / 8				W24ES-U	4030	0,6	IW24	5316
434	cc LR 440 2			(L=19.0mm thread)	W24ES-U	4030	0,6	IW24	5316
594	cc LB 600 2				M22	5003	0,6		
739	cc L 760 2 / LR 76 2				M24S	5004	0,6		
<b>JOHN DEERE</b>									
290	cc KEC 295 RS / 2				W31ES-U	4062	0,6	IW31	5319
339	cc EC 340 22 A / -B / -C			CDI ign.	W31ES-U	4062	0,6	IW31	5319
339	cc EC 340 22 A 2 / EC 340 5A			Magneto ign.	W24ES-U	4030	0,6	IW24	5316
339	cc EC 340 23ALC / -23BLC / EC 340 2 / 3LC				W31ES-U	4062	0,6	IW31	5319
339	cc EC 340 RS 2 / EC 340 RS 24LC				W31ES-U	4062	0,6	IW31	5319
339	cc TA340A / TA340A-D202 / F202				W24ESR-U	4033	0,6	IW24	5316
339	cc TB340A - A202 / C202				W24ESR-U	4033	0,6	IW24	5316
436	cc EC 440 22A			CDI ign.	W31ES-U	4062	0,6	IW31	5319
436	cc EC 440 22A			Magneto ign.	W24ES-U	4030	0,6	IW24	5316











		KW			Standard			Alternative	
									
<b>JOHN DEERE</b> <i>continued</i>									
436	cc	EC 440 22B /-C / -23 ALC/ -23BLC / EC 440 23LC			W31ES-U	4062	0,6	IW31	5319
436	cc	TA440A - C202			W27ESR-U	4045	0,6	IW27	5317
436	cc	TA440A - D202 / F202			W24ESR-U	4033	0,6	IW24	5316
436	cc	TC440A / B - C202 / E202			W27ESR-U	4045	0,6	IW27	5317
<b>KAWASAKI</b>									
338	cc	SST (SB340-A1)			W27ESR-U	4045	0,7	IW27	5317
339	cc	ASTRO (SA340-A1)		(Standard)	W27ESR-U	4045	0,7	IW27	5317
339	cc	ASTRO (SA340-A1)		(Light service = option)	W24ESR-U	4033	0,7	IW24	5316
339	cc	DRIFTER			W24ES-U	4030	0,7	IW24	5316
339	cc	DRIFTER FA			W24ESR-U	4033	0,7	IW24	5316
339	cc	INVADER			W27ESR-U	4045	0,6	IW27	5317
339	cc	INVITER			W24ESR-U	4033	0,7	IW24	5316
340	cc	DRIFTER			W27ES-U	4046	0,7	IW27	5317
340	cc	E10			W27ES-U	4046	0,7	IW27	5317
433	cc	SST (SB440-A1)			W27ESR-U	4045	0,7	IW27	5317
436	cc	ASTRO (SA440-A1)		(Standard)	W27ESR-U	4045	0,7	IW27	5317
436	cc	ASTRO (SA440-A1)		(Light service = option)	W24ESR-U	4033	0,7	IW24	5316
436	cc	DRIFTER			W27ES-U	4046	0,7	IW27	5317
436	cc	INTRIGUER			W27ESR-U	4045	0,7	IW27	5317
436	cc	INTRUDER			W27ES-U	4046	0,7	IW27	5317
436	cc	INVADER LTD 4 / 6			W27ES-U	4046	0,7	IW27	5317
440	cc	DRIFTER (SB440-A5)			W27ES-U	4046	0,6	IW27	5317
440	cc	INTRUDER			W27ES-U	4046	0,7	IW27	5317
440	cc	INTRUDER (ST440-A4)			W27ES-U	4046	0,7	IW27	5317
440	cc	INVADER (SS440-43A)			W27ES-U	4046	0,7	IW27	5317
440	cc	INVADER 440			W27ES-U	4046	0,6	IW27	5317
440	cc	LTD			W27ES-U	4046	0,7	IW27	5317
440	cc	LTD (SS440-B2)			W27ES-U	4046	0,7	IW27	5317
550	cc	INTERCEPTOR			W27ESR-U	4045	0,7	IW27	5317
<b>KOHLER</b>									
220	cc	K250 - 1AM			W27ESR-U	4045	0,6	IW27	5317
247	cc	K250 - 2FA			W27ESR-U	4045	0,6	IW27	5317
290	cc	K295 - 2SS / 2RS			W27ES-U	4046	0,6	IW27	5317
290	cc	K295 - 2T			W27ESR-U	4045	0,6	IW27	5317
292	cc	K295 - 2AX			W27ESR-U	4045	0,6	IW27	5317
292	cc	K295 - 2AX / 2T		John Deere eng.	W24ESR-U	4033	0,6	IW24	5316
294	cc	K295 - 1T			M22	5003	0,6		
309	cc	K309 - 1T			M24S	5004	0,6		
335	cc	K335 - 1T			M22	5003	0,6		
338	cc	K340 - 2AX / -2FA			W27ESR-U	4045	0,6	IW27	5317
338	cc	K340 - 2SS			W27ES-U	4046	0,6	IW27	5317
338	cc	K340 - 2T			W24FSR	4037	0,6	IWF24	5380
398	cc	K339 - 2AX			W27ESR-U	4045	0,6	IW27	5317
398	cc	K339 - 2T			M22	5003	0,6		
398	cc	RK399 - 2AX			W27ESR-U	4045	0,6	IW27	5317
398	cc	RK399 - 2T			M24S	5004	0,6		
429	cc	K440 - 2SS / 3RS		(L=12.7mm thread)	W27FS-U	4052	0,6	IWF27	5381
429	cc	K440 - 2SS / 3RS		(L=19.0mm thread)	W27ES-U	4046	0,6	IW27	5317
436	cc	SK440 - 2LC		Mag. Ignition	W27ESR-U	4045	0,6	IW27	5317
437	cc	K440 - 2AX			W27ESR-U	4045	0,6	IW27	5317
437	cc	K440 - 2T			M22	5003	0,6		
437	cc	RK440 - 2T			M24S	5004	0,6		
539	cc	K539 - 2			M24S	5004	0,6		
644	cc	K181			W14-US	6033	0,6		
644	cc	K645 - 3SS / 3RS		(L=12.7mm thread)	W27FS-U	4052	0,6	IWF27	5381
644	cc	K645 - 3SS / 3RS		(L=19.0mm thread)	W27ES-U	4046	0,6	IW27	5317
<b>LARVEN</b>									
		730HVA - SM160B			W22MP-US	6049	0,6		
		7500 / 7700 / 8200 VALMET 160			W22MP-US	6049	0,6		
		8200 SPECIAL LENKO M175H			W22MP-US	6049	0,6		
		TURIST 690HVA - SM150B			W22MP-US	6049	0,6		
<b>LYNX</b>									
253	cc			Rotax eng.	W27ES-U	4046	0,6	IW27	5317
277	cc			Rotax eng.	W24ES-U	4030	0,6	IW24	5316
290	cc	SA290		Sachs eng.	M22	5003	0,6		
340	cc	K340		Kohler eng.	W24FSR	4037	0,6	IWF24	5380
340	cc	K340		Kohler eng.	W27ES-U	4046	0,6	IW27	5317

# Spark Plugs









## Application Tables – Snowmobile

		KW			Standard			Alternative	
									
<b>LYNX continued</b>									
340	cc SA2 - 340		Sachs eng.		W24ES-U	4030	0,6	IW24	5316
343	cc		Rotax eng.		W24FSR	4037	0,6	IWF24	5380
377	cc		Rotax eng.	> 97	W24ES-U	4030	0,6	IW24	5316
377	cc		Rotax eng.	98 >	W24ESR-U	4033	0,7	IW24	5316
440	cc K440		Kohler eng.		W27ES-U	4046	0,6	IW27	5317
440	cc SA2 - 440		Sachs eng.		W24ES-U	4030	0,6	IW24	5316
443	cc		Rotax eng.		M24S	5004	0,6		
503	cc		Rotax eng.	> 97	W24ES-U	4030	0,6	IW24	5316
503	cc		Rotax eng.	98 >	W24ESR-U	4033	0,7	IW24	5316
TRIOMAN			ILO eng.		W27ES-U	4046	0,6	IW27	5317
<b>MAG - MOTOSACOCHE</b>									
309	cc 1031 - SRB				M22	5003	0,6		
334	cc 1034 - SRB				M22	5003	0,6		
339	cc 2046 - SRB				M22	5003	0,6		
398	cc 2040 - SRB				M22	5003	0,6		
450	cc 2045 - SRB				M22	5003	0,6		
539	cc 2054 - SRB				M22	5003	0,6		
618	cc 2062 - SRB				M22	5003	0,6		
2034					W24ES-U	4030	0,6	IW24	5316
<b>MASSEY - FERGUSON</b>									
294	cc CHINROOK 300				W27ESR-U	4045	0,6	IW27	5317
339	cc WHIRLWIND 340				W27ESR-U	4045	0,6	IW27	5317
428	cc STROM 440				W24ESR-U	4033	0,6	IW24	5316
428	cc WHIRLWIND 440				W24ESR-U	4033	0,6	IW24	5316
<b>MERCURY (HIRTH &amp; CCW)</b>									
338	cc MERCURY 340 S / R		(Standard)		W24ESR-U	4033	0,6	IW24	5316
338	cc MERCURY 340 S / R		(Light service = option)		W22ESR-U	3098	0,6		
399	cc MERCURY 220				W20FSR-U	6053	0,6		
438	cc MERCURY 440 S / R , M / X				W24ESR-U	4033	0,6	IW24	5316
439	cc MERCURY 250				W20FSR-U	6053	0,6		
644	cc HURRICANE				M24S	5004	0,6		
644	cc HURRICANE				SF-50	6001			
644	cc HURRICANE / MK I / II				SF-50	6001			
<b>OCKELBO</b>									
247	cc 280		Rotax eng.		M14	5001	0,6		
277	cc PORO		Rotax eng.		W24ES-U	4030	0,6	IW24	5316
290	cc 300 : SA290		Sachs eng.		M22	5003	0,6		
290	cc 600 : SA290		Sachs eng.		M22	5003	0,6		
290	cc TRIOMAN 20P / PJ : SA290		Sachs eng.		M22	5003	0,6		
340	cc 380		MAG eng.		W24ES-U	4030	0,6	IW24	5316
340	cc 600 : 2034 (K340)		MAG eng.		W27ES-U	4046	0,6	IW27	5317
340	cc 600 : K340		Kohler eng.		W27ES-U	4046	0,6	IW27	5317
377	cc 400		Rotax eng.		W24ES-U	4030	0,6	IW24	5316
377	cc 4000 / 5000 / 6000		Rotax eng.		W24ES-U	4030	0,6	IW24	5316
440	cc 600 : 2044 (K440)		MAG eng.		W27ES-U	4046	0,6	IW27	5317
440	cc 600 : K440		Kohler eng.		W27ES-U	4046	0,6	IW27	5317
440	cc 800 : K440		Kohler eng.		W27ES-U	4046	0,6	IW27	5317
440	cc TRIOMAN 35PSJ / VSJ : K440		Kohler eng.		W27ES-U	4046	0,6	IW27	5317
447	cc 5000 / 6000		Rotax eng.		W24ES-U	4030	0,6	IW24	5316
503	cc 600 / 800		Rotax eng.		W24ES-U	4030	0,6	IW24	5316
503	cc 6000 / 8000		Rotax eng.		W24ES-U	4030	0,6	IW24	5316
TRIOMAN			ILO eng. (L=19.0mm thread)		W24ES-U	4030	0,6	IW24	5316
<b>OMC</b>									
362	cc M215		Johnson-Evinrude		W14-US	6033	0,6		
399	cc 225 / M225C / M226E / M228		Johnson-Evinrude		W14-US	6033	0,6		
399	cc M232 / M232E		Johnson-Evinrude		W24S-U	4040	0,6		
399	cc M235 / M237		Johnson-Evinrude		W24S-U	4040	0,6		
399	cc M242		Johnson-Evinrude		SF-10	6000			
437	cc M226W / M231W / M231E		Johnson-Evinrude		W14-US	6033	0,6		
437	cc M227		Johnson-Evinrude		W24S-U	4040	0,6		
437	cc M229E / M229W / M230 / M230E		Johnson-Evinrude		W24S-U	4040	0,6		
437	cc M233 / M233E / M234E / M236		Johnson-Evinrude		W24S-U	4040	0,6		
437	cc M238 / M239E / M241E / M245		Johnson-Evinrude		W24S-U	4040	0,6		
437	cc M273		Johnson-Evinrude		SF-10	6000			
646	cc M244		Johnson-Evinrude		SF-10	6000			
<b>ONTARIO</b>									
340	cc SUPER SHARK 340				W24ESR-U	4033	0,6	IW24	5316
400	cc SHARK 400				W24ESR-U	4033	0,6	IW24	5316





		KW			Standard			Alternative	
									
<b>ONTARIO</b> <i>continued</i>									
440	cc SHARK 440				W24ESR-U	4033	0,6	IW24	5316
440	cc SUPER SHARK 440				W24ESR-U	4033	0,6	IW24	5316
<b>POLARIS</b>									
121	cc 120 PRO X				W20ESR-U	3057	0,7	IW20	5306
164	cc EC16P				W20ESR-U	3057	0,6		
175	cc EC17P / PM				W22ESR-U	3098	0,6		
244	cc EC25P/ PS - 1				W24ESR-U	4033	0,6	IW24	5316
244	cc EC25PM - 01				W24ESR-U	4033	0,6	IW24	5316
244	cc EC25PS				W24ESR-U	4033	0,6	IW24	5316
244	cc EC25PS - 05 / 06				W24ESR-U	4033	0,6	IW24	5316
244	cc GEMINI 244				W24ES-U	4030	0,6	IW24	5316
244	cc GIMINI STAR				W24ESR-U	4033	0,6	IW24	5316
244	cc STAR TRAK				W24ESR-U	4033	0,6	IW24	5316
244	cc STARLITE				W27ESR-U	4045	0,6	IW27	5317
249	cc EC25PC / EC25PL				W27ESR-U	4045	0,6	IW27	5317
249	cc EC25PT - 05				W27ES-U	4046	0,6	IW27	5317
249	cc EC25PT - 06				W27ESR-U	4045	0,6	IW27	5317
249	cc EC25PT - 07				W27ESR-U	4045	0,6	IW27	5317
250	cc TX		Fuji eng.		W27ES-U	4046	0,6	IW27	5317
294	cc EC29P / PM				W22ESR-U	3098	0,6		
294	cc EC29PF				W24ESR-U	4033	0,6	IW24	5316
294	cc EC29PR				W27ES-U	4046	0,6	IW27	5317
294	cc EC29PS				W24ESR-U	4033	0,6	IW24	5316
333	cc EC34PL - 01				W27ESR-U	4045	0,6	IW27	5317
333	cc EC34PL - 02				W27ESR-U	4045	0,6	IW27	5317
333	cc EC34PL - 03				W27ESR-U	4045	0,6	IW27	5317
333	cc EC34PL - 04 / -05				W27ES-U	4046	0,6	IW27	5317
333	cc EC34PM - 03				W24ESR-U	4033	0,6	IW24	5316
333	cc EC34PM - 03 / -04				W27ESR-U	4045	0,6	IW27	5317
333	cc EC34PM-04				W27ESR-U	4045	0,6	IW27	5317
335	cc EC34P / PM				W22ESR-U	3098	0,6		
335	cc EC34PF / PC				W24ESR-U	4033	0,6	IW24	5316
336	cc EC34PR				W27ES-U	4046	0,6	IW27	5317
336	cc EC34PS / PT				W27ESR-U	4045	0,6	IW27	5317
336	cc EC34PT - 05 / 07				W27ESR-U	4045	0,6	IW27	5317
336	cc EC34PT - 06				W27ES-U	4046	0,6	IW27	5317
339	cc EC34 - 2PM				W27ESR-U	4045	0,6	IW27	5317
339	cc EC34PQ				W24ESR-U	4033	0,6	IW24	5316
339	cc INDY SPORT GT / LITE				W27ESR-U	4045	0,6	IW27	5317
339	cc SPRINT E / S				W24ES-U	4030	0,6	IW24	5316
340	cc APOLLO 340				W24ES-U	4030	0,6	IW24	5316
340	cc COBRA 340				W27ES-U	4046	0,6	IW27	5317
340	cc COUTLASS 340				W24ES-U	4030	0,6	IW24	5316
340	cc 340 EDGE			07 >	W24ESR-U	4033	0,6	IW24	5316
340	cc GALAXY 340				W27ES-U	4046	0,6	IW27	5317
340	cc TX		Fuji eng.		W27ES-U	4046	0,6	IW27	5317
340	cc TXL-INDY: EC34PL - 05				W27ES-U	4046	0,6	IW27	5317
372	cc EC37P				W22ESR-U	3098	0,6		
396	cc EC39PF				W24ESR-U	4033	0,6	IW24	5316
398	cc EC40P / EC40PM				W22ESR-U	3098	0,6		
398	cc EC40PF				W24ESR-U	4033	0,6	IW24	5316
398	cc EC40PL - 02				W27ESR-U	4045	0,6	IW27	5317
398	cc EC40PS				W27ESR-U	4045	0,6	IW27	5317
398	cc INDY 400				W27ESR-U	4045	0,6	IW27	5317
398	cc INDY 400: EC40PL - 02				W27ES-U	4046	0,6	IW27	5317
399	cc EDGE 340 TOURING				W24ESR-U	4033	0,7	IW24	5316
432	cc EC44 - 2PM - 500 / 1100 / 2100 / 3100				W27ESR-U	4045	0,6	IW27	5317
432	cc EC44 - 2PM - 5000 / 5100				W27ESR-U	4045	0,6	IW27	5317
432	cc EC44PM - 01 / 02 / 03				W24ESR-U	4033	0,6	IW24	5316
432	cc EC44PQ				W24ESR-U	4033	0,6	IW24	5316
432	cc EC44PS / EC44PT				W27ES-U	4046	0,6	IW27	5317
432	cc EC44PT - 05				W27ESR-U	4045	0,6	IW27	5317
432	cc INDY 440, XCR				W27ESR-U	4045	0,6	IW27	5317
432	cc INDY SPORT 440 GT				W27ESR-U	4045	0,6	IW27	5317
432	cc LONGTRAIL				W27ESR-U	4045	0,6	IW27	5317
436	cc EC44P / PM				W22ESR-U	3098	0,6		
439	cc EC43PF				W24ESR-U	4033	0,6	IW24	5316
439	cc EC43PR				W27ES-U	4046	0,6	IW27	5317

# Spark Plugs

## Application Tables – Snowmobile









		KW			Standard			Alternative		
										
<b>POLARIS <i>continued</i></b>										
440	cc	COBRA 440				W24ES-U	4030	0,6	IW24	5316
440	cc	GALAXY 440				W24ES-U	4030	0,6	IW24	5316
440	cc	TX			Fuji eng.	W27ES-U	4046	0,6	IW27	5317
488	cc	500 WIDE TRAK				W24ESR-U	4033	0,6	IW24	5316
488	cc	CENTURION 500				W27ES-U	4046	0,6	IW27	5317
488	cc	EC50P				W22ESR-U	3098	0,6		
488	cc	EC50PM				W27ESR-U	4045	0,6	IW27	5317
488	cc	INDY 500 / SUPER TRAK				W27ESR-U	4045	0,6	IW27	5317
488	cc	INDY CLASSIC				W27ESR-U	4045	0,6	IW27	5317
500	cc	EC51PL - 01 / 02				W27ESR-U	4045	0,6	IW27	5317
500	cc	EC51PS				W27ESR-U	4045	0,6	IW27	5317
500	cc	EC51PT				W27ESR-U	4045	0,6	IW27	5317
500	cc	INDY 500: EC51PL - 02				W27ESR-U	4045	0,6	IW27	5317
500	cc	WIDETRAX LX				W24ESR-U	4033	0,7	IW24	5316
500	cc	500 XC SP			06 >			0,6	IW29	
530	cc	EC54P / EC54PM				W24ES-U	4030	0,6	IW24	5316
530	cc	EC60PL - 01				W27ESR-U	4045	0,6	IW27	5317
544	cc	550 EDGE			07 >	W27ESR-U	4045	0,6	IW27	5317
544	cc	SUPERPORT EDGE			07 >	W27ESR-U	4045	0,6	IW27	5317
544	cc	TRAIL RMK			06 >	W27ESR-U	4045	0,6	IW27	5317
544	cc	TRAIL TOURING				W27ESR-U	4045	0,7	IW27	5317
744	cc	EC74P				W22ES-U	3093	0,6		
750	cc	600 HO IQ						0,6	IW29	5318
750	cc	FST SWITCHBACK			Turbo	06 >	PK22PR8	3273	0,8	
750	cc	WIDETRAX IQ	60.0			Q22PR-U	3010	0,8	IQ22	5313
780	cc	FRONTIER				K16PR-U	3139	0,8	IK16	5303
792	cc	EC80P				W22ES-U	3093	0,6		
794	cc	800 RMK						0,8	IW29	5318
794	cc	800 SWITCHBACK				W27ESR-U	4045	0,7	IW27	5317
794	cc	900 RMK						0,8	IW29	5318
		COLT				W24ES-U	4030	0,6	IW24	5316
		COLT SS				W27ES-U	4046	0,6	IW27	5317
		COUCLASS SS				W27ES-U	4046	0,6	IW27	5317
		INDY CROSS COUNTRY: EC34PL - 05				W27ES-U	4046	0,6	IW27	5317
		INDY TRAIL: EC44 - 2PM				W27ES-U	4046	0,6	IW27	5317
		LONG TRACK: EC44 - 2PM - 5000				W27ES-U	4046	0,6	IW27	5317
		SPORT: EC44 - 2PM - 5100				W27ES-U	4046	0,6	IW27	5317
		SS: EC44 - 2PM - 3100				W27ES-U	4046	0,6	IW27	5317
		STAR : EC25PS / -05				W24ES-U	4030	0,6	IW24	5316
		STAR LT : EC25PS - 05				W27ES-U	4046	0,6	IW27	5317
<b>RAJD</b>										
247	cc				Rotax eng.	M14	5001	0,6		
250	cc	K250			Kohler eng.	W24ES-U	4030	0,6	IW24	5316
290	cc	SA290			Sachs eng.	M22	5003	0,6		
295	cc	K395 - IT			Kohler eng.	M22	5003	0,6		
340	cc	2034			MAG eng.	W24ES-U	4030	0,6	IW24	5316
340	cc	K340			Kohler eng. (L=12.7mm thread)	W24FSR	4037	0,6	IWF24	5380
340	cc	K340			Kohler eng. (L=19.0mm thread)	W27ES-U	4046	0,6	IW27	5317
<b>ROLL-O-FLEX (YAMAHA)</b>										
292	cc	292S						0,6	IW27	5317
292	cc	292Y				W24ES-U	4030	0,6	IW24	5316
338	cc	338S						0,6	IW27	5317
338	cc	338Y				W22FS-U	4025	0,6	IWF22	5379
396	cc	396Y				W22FS-U	4025	0,6	IWF22	5379
433	cc	433S						0,6	IW27	5317
433	cc	433Y				W22FS-U	4025	0,6	IWF22	5379
<b>RUPP (KOHLER)</b>										
295	cc	TR - 295 / SPORT			Tohatsu eng.	W24FSR	4037	0,6	IWF24	5380
295	cc	TR - 295S			Tohatsu eng.	W27FS-U	4052	0,6	IWF27	5381
340	cc	G34B			Tohatsu eng.	W24ESR-U	4033	0,6	IW24	5316
340	cc	TR			Tohatsu eng.	W24FSR	4037	0,6	IWF24	5380
340	cc	TR - 340S			Tohatsu eng.	W27FS-U	4052	0,6	IWF27	5381
400	cc	TR - 400S			Tohatsu eng.	W27FS-U	4052	0,6	IWF27	5381
400	cc	TR - 400S SLOW SPEED			Tohatsu eng.	W24FSR	4037	0,6	IWF24	5380
440	cc	MAGNUM			Tohatsu eng.	W24ESR-U	4033	0,6	IW24	5316
440	cc	TR			Tohatsu eng.	W22FSR	4024	0,6	IWF22	5379
440	cc	TR440 - 2 / TR440S - 2			Tohatsu eng.	W27FS-U	4052	0,6	IWF27	5381
		All CDI Systems				SF-50	6001			




		KW			Standard			Alternative
<b>RUPP (KOHLER) continued</b>								
12.7mm reach, CDI ignition					SF-10	6000		
<b>SACHS</b>								
277	cc SA280 / SA280A				M22	5003	0,6	
291	cc SA2 - 290		(L=12.7mm thread)		W24FS-U	4038	0,6	IWF24 5380
291	cc SA2 - 290		(L=19.0mm thread)		W24ES-U	4030	0,6	IW24 5316
293	cc SA290C				W24FS-U	4038	0,6	IWF24 5380
293	cc SA290R / SS				W27FS-U	4052	0,6	IWF27 5381
295	cc KM24		Wankel eng. (L=12.7mm thread)		W22FS-U	4025	0,6	IWF22 5379
295	cc KM24		Wankel eng. (L=19.0mm thread)		W22ES-U	3093	0,6	
300	cc KM914		Wankel eng.		W22FS-U	4025	0,6	IWF22 5379
318	cc SA320				M22	5003	0,6	
334	cc SA340C / R				W27FS-U	4052	0,6	IWF27 5381
336	cc SA340				M22	5003	0,6	
336	cc SA340SS				M24S	5004	0,6	
338	cc SA2 - 340		(L=12.7mm thread)		W24FS-U	4038	0,6	IWF24 5380
338	cc SA2 - 340		(L=19.0mm thread)		W24ES-U	4030	0,6	IW24 5316
338	cc SA2 - 340RX				W27ES-U	4046	0,6	IW27 5317
339	cc SA2 - 340 / SA2 - 340C				W27ES-U	4046	0,6	IW27 5317
368	cc SA370				M22	5003	0,6	
396	cc SA400				M24S	5004	0,6	
437	cc SA2 - 440 / SA2 - 440 C		(L=12.7mm thread)		W27FS-U	4052	0,6	IWF27 5381
437	cc SA2 - 440 / SA2 - 440 C		(L=19.0mm thread)		W27ES-U	4046	0,6	IW27 5317
437	cc SA2 - 440RX / SA2 - 441				W27ES-U	4046	0,6	IW27 5317
647	cc SA3 - 650RX				W27ES-U	4046	0,6	IW27 5317
736	cc SA2 - 740				M22	5003	0,6	
736	cc SA2 - 740C				M24S	5004	0,6	
<b>SCORPION (CUYUNA)</b>								
295	cc LI'L WHIP				W22ESR-U	3098	0,6	
295	cc LI'L WHIP				W27ESR-U	4045	0,6	IW27 5317
340	cc 340 TK				W22ESR-U	3098	0,6	
340	cc WHIP		(Standard)		W24ESR-U	4033	0,6	IW24 5316
340	cc WHIP		(Severe Service = option)		W27ESR-U	4045	0,6	IW27 5317
400	cc RANGE WHIP				W24ESR-U	4033	0,6	IW24 5316
400	cc STING				W24ESR-U	4033	0,6	IW24 5316
440	cc 440 TK				W24ESR-U	4033	0,6	IW24 5316
440	cc RANGE WHIP STING / TK				W24ESR-U	4033	0,6	IW24 5316
440	cc SIDEWINDER				W27ESR-U	4045	0,6	IW27 5317
440	cc STING				W24ESR-U	4033	0,6	IW24 5316
440	cc WHIP / TK / TKX				W24ESR-U	4033	0,6	IW24 5316
<b>SINUS</b>								
277	cc 280		Rotax eng.		W24ES-U	4030	0,6	IW24 5316
447	cc 440		Rotax eng.		W24ES-U	4030	0,6	IW24 5316
<b>SKIROULE</b>								
300	cc SCRAMP KB 300				W27ESR-U	4045	0,6	IW27 5317
300	cc SCRAMP KS 300				W27ESR-U	4045	0,6	IW27 5317
<b>SNO JET</b>								
292	cc S 292				W24ESR-U	4033	0,6	IW24 5316
292	cc Y 292				W24ESR-U	4033	0,6	IW24 5316
295	cc Y 295				W24ESR-U	4033	0,6	IW24 5316
338	cc S 338				W24ESR-U	4033	0,6	IW24 5316
340	cc ASTRO 340		Kawasaki eng.		W24ESR-U	4033	0,7	IW24 5316
340	cc SX 340				W27ES-U	4046	0,6	IW27 5317
340	cc Y 340				W22FSR	4024	0,6	IWF22 5379
433	cc S 433			75			0,6	IW24 5316
433	cc S 433			76			0,6	IW27 5317
433	cc S 433 E				W27ES-U	4046	0,6	IW27 5317
433	cc Y 433				W22FSR	4024	0,6	IWF22 5379
440	cc ASTRO 440		Kawasaki eng.		W24ESR-U	4033	0,7	IW24 5316
440	cc SX 440				W27ES-U	4046	0,6	IW27 5317
440	cc Y 440				W22FSR	4024	0,6	IWF22 5379
<b>SNO RUNNER</b>								
134	cc 6000SR / 6001SR				W14F-U	4012	0,6	
134	cc 6002SR / 6003SR				W20FSR-U	6053	0,6	
134	cc CHRYSLER 82030				W20FSR-U	6053	0,6	
<b>SOLO</b>								
180	cc 206				W22FSR	4024	0,6	IWF22 5379
220	cc 209				W22FSR	4024	0,6	IWF22 5379
340	cc 216				W24FSR	4037	0,6	IWF24 5380

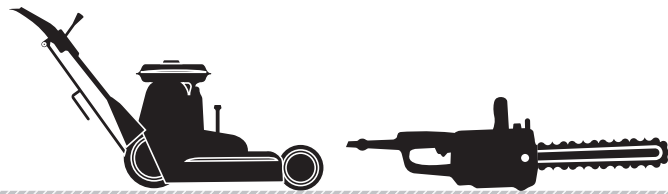
# Spark Plugs

## Application Tables – Snowmobile

		KW			Standard			Alternative	
									
<b>SOLO</b> <i>continued</i>									
440	cc 217				W24FSR	4037	0,6	IWF24	5380
<b>SPORTCRAFT</b>									
134	cc		Chrysler 82017		W20FSR-U	6053	0,6		
<b>SUZUKI</b>									
292	cc NOMAD 292				W24FSR	4037	0,6	IWF24	5380
336	cc NOMAD 340				W24FSR	4037	0,6	IWF24	5380
359	cc 360 ( SM 10 )				W24FSR	4037	0,6	IWF24	5380
395	cc SM 20		Hop up kit		W24ES-U	4030	0,6	IWF24	5316
395	cc XR 400 / 400				W24FSR	4037	0,6	IWF24	5380
432	cc XR 440				W22FSR	4024	0,6	IWF22	5379
433	cc SM 440 M				W27ES-U	4046	0,6	IWF27	5317
<b>WINHA</b>									
290	cc SA 290		Sachs eng.		M22	5003	0,6		
295	cc K 295 - 1		Kohler eng.		M22	5003	0,6		
340	cc 2034 ( K340 )		MAG eng. (L=12.7mm thread)		W24FSR	4037	0,6	IWF24	5380
340	cc 2034 ( K340 )		MAG eng. (L=19.0mm thread)		W27ES-U	4046	0,6	IWF27	5317
340	cc K 340 - 2A		Kohler eng.		W27ES-U	4046	0,6	IWF27	5317
343	cc		Rotax eng.		W24FSR	4037	0,6	IWF24	5380
440	cc		Rotax eng.		M24S	5004	0,6		
440	cc K 440		Kohler eng.		W27ES-U	4046	0,6	IWF27	5317
503	cc		Rotax eng.		W24ES-U	4030	0,6	IWF24	5316
	1031		MAG eng.		M22	5003	0,6		
<b>YAMAHA</b>									
80	cc SNOSCOOT				W24FSR	4037	0,8	IWF24	5380
80	cc SV 80 M / SV 80 EM				W24FSR	4037	0,8	IWF24	5380
123	cc SNOWSPORT				W24FSR	4037	0,8	IWF24	5380
246	cc BR 250 / F / T				W24FSR	4037	0,8	IWF24	5380
246	cc BR 250 F / BR 250 G / BR 250 H				W24FSR	4037	0,8	IWF24	5380
246	cc BR 250 J / BR 250 K / BR 250 TJ				W24FSR	4037	0,8	IWF24	5380
246	cc BR 250 TK / BR 250 TSK / BR 250 TST				W24FSR	4037	0,8	IWF24	5380
246	cc BR250M / BR250TM				W24FSR	4037	0,8	IWF24	5380
246	cc BRAVO ( LONG TRACK )				W24ESR-U	4033	0,8	IWF24	5316
246	cc BRAVO LT / TS				W24FSR	4037	0,8	IWF24	5380
246	cc ET 250 A				W22FSR	4024	0,8	IWF22	5379
246	cc ET 250 B				W27FS-U	4052	0,8	IWF27	5381
246	cc ET 250 C / ET 250 D / ET 250 E				W24FSR	4037	0,8	IWF24	5380
246	cc GP 246 F				W22FSR	4024	0,8	IWF22	5379
250	cc ET 250 / T				W24FSR	4037	0,7	IWF24	5380
292	cc GP 292 / B				W27ES-U	4046	0,7	IWF27	5317
292	cc GP 292 / S2				W27ESR-U	4045	0,7	IWF27	5317
292	cc GP 300				W27ESR-U	4045	0,7	IWF27	5317
292	cc GS 300 / GS 300 A				W20ESR-U	3057	0,7		
292	cc SL 292 / SM 292 F				W22ESR-U	3098	0,7		
294	cc CF 300 K / ET 300 C / ET 300 D				W27ESR-U	4045	0,7	IWF27	5317
294	cc CF 300 M				W24ESR-U	4033	0,7	IWF24	5316
294	cc ET 300 E / ET 300 G / ET 300 H				W27ESR-U	4045	0,7	IWF27	5317
294	cc INVITER				W27ESR-U	4045	0,7	IWF27	5317
300	cc ET 300				W27ES-U	4046	0,7	IWF27	5317
300	cc SL 300 / B / C / D				W22ES-U	3093	0,7		
300	cc SM 300 / B / C / D				W22ES-U	3093	0,7		
337	cc EC 340 K / EY 340 K / ET 340 TK				W27ESR-U	4045	0,7	IWF27	5317
337	cc EC 340 TRK				W27ESR-U	4045	0,7	IWF27	5317
337	cc OVATION CS 340				W27ESR-U	4045	0,7	IWF27	5317
338	cc EC 340 E / EC 340 GS / EC 340 H				W27ESR-U	4045	0,7	IWF27	5317
338	cc EC 340 J / EC 340 M				W27ESR-U	4045	0,7	IWF27	5317
338	cc ET 340 B / ET 340 C / ET 340 EC				W27ESR-U	4045	0,7	IWF27	5317
338	cc ET 340 D / ET 340 ED / ET 340 E				W27ESR-U	4045	0,7	IWF27	5317
338	cc ET 340 F / ET 340 G / ET 340 TG				W27ESR-U	4045	0,7	IWF27	5317
338	cc ET 340 H / ET 340 TE / ET 340 TF				W27ESR-U	4045	0,7	IWF27	5317
338	cc ET 340 J / ET 340 TJ				W27ESR-U	4045	0,7	IWF27	5317
338	cc ET 340 M / ET 340 TM / ET 340 TRM				W27ESR-U	4045	0,7	IWF27	5317
338	cc EX 340 / EX 340 A / SRX 340 / S 340F				W27ESR-U	4045	0,7	IWF27	5317
338	cc GP 338 / B / F				W27ES-U	4046	0,7	IWF27	5317
338	cc GS 340 / GS 340A				W22FSR	4024	0,7	IWF22	5379
338	cc GS 340C				W22FSR	4024	0,7	IWF22	5379
338	cc PX 338 F				W27ESR-U	4045	0,7	IWF27	5317
338	cc SL				W22FSR	4024	0,7	IWF22	5379
338	cc SS 338 / GP				W27ESR-U	4045	0,7	IWF27	5317

		KW			Standard			Alternative	
									
<b>YAMAHA continued</b>									
340	cc	ET 340 / T / T-R			W27ES-U	4046	0,7	IW27	5317
340	cc	ET 340 P			W27ES-U	4046	0,7	IW27	5317
340	cc	SM 340 A / WC			W24FSR	4037	0,7	IWF24	5380
348	cc	SL 350 / SL 352			W24FSR	4037	0,7	IWF24	5380
396	cc	GP 396 / SL 396 / SW 396			W24FSR	4037	0,7	IWF24	5380
396	cc	SS 396			W27ESR-U	4045	0,7	IW27	5317
400	cc	SW 400 / C / D			W22FSR	4024	0,7	IWF22	5379
400	cc	SW 400 B			W24FSR	4037	0,7	IWF24	5380
408	cc	ENTICER LTR ET400			W27ESR-U	4045	0,7	IW27	5317
433	cc	EX 440 / EX 440 A / SRX 440			W27ESR-U	4045	0,5	IW27	5317
433	cc	EX 440 D / EX 440 E			W27ESR-U	4045	0,5	IW27	5317
433	cc	EX440B / EX440C			W27ESR-U	4045	0,5	IW27	5317
433	cc	GP 433 / B / F			W27ES-U	4046	0,5	IW27	5317
433	cc	GP 433 / SR / SS			W27ESR-U	4045	0,5	IW27	5317
433	cc	GP 440 / GP 440 A / PR 440			W27ESR-U	4045	0,5	IW27	5317
433	cc	GPX 433 F			W27ESR-U	4045	0,5	IW27	5317
433	cc	SRX 440 A / SRX 440 B / S 440 F			W27ESR-U	4045	0,5	IW27	5317
433	cc	SS 433			W27ES-U	4046	0,5	IW27	5317
433	cc	SW 433 / SL / EW / EL / TL / TW			W22FSR	4024	0,5	IWF22	5379
437	cc	SR 437 E			W27ESR-U	4045	0,5	IW27	5317
437	cc	SRX 440 E / SR 440 G			W27ESR-U	4045	0,5	IW27	5317
437	cc	SS 440 D / SS 440 E / SS 440 F			W27ESR-U	4045	0,5	IW27	5317
439	cc	SRX 440 C / SRX 440 D			W27ESR-U	4045	0,5	IW27	5317
440	cc	EX 440 / A / B / C / D / E			W27ES-U	4046	0,5	IW27	5317
440	cc	GP 440 / A / B			W27ES-U	4046	0,5	IW27	5317
440	cc	SRX 440 / A / B / C / D			W27ES-U	4046	0,5	IW27	5317
440	cc	SS 440 / D / E / F			W27ES-U	4046	0,5	IW27	5317
480	cc	PZ 480 H / PZ 480 J / PZ 480 EJ			W27ESR-U	4045	0,5	IW27	5317
480	cc	PZ48 / PHAZER			W27ESR-U	4046	0,5	IW27	5317
485	cc	PHAZER DELUXE			W27ESR-U	4045	0,7	IW27	5317
485	cc	PZ 480 EK / PZ 480 K			W27ESR-U	4045	0,7	IW27	5317
485	cc	PZ 480 M / PZ 480 EM			W27ESR-U	4045	0,7	IW27	5317
485	cc	VENTURE LT / XL / GT			W27ESR-U	4045	0,7	IW27	5317
500	cc	SRX 500 F			W27ESR-U	4045	0,6	IW27	5317
535	cc	EXCEL - V / XL 540 J / XL 540 K			W27ESR-U	4045	0,6	IW27	5317
535	cc	SR 540 E / SR 540 F / SR 540 G			W27ESR-U	4045	0,6	IW27	5317
535	cc	SR 540 K / SR 540 H / SR 540 J / SR 540 K			W27ESR-U	4045	0,6	IW27	5317
535	cc	SR 540 M / VK 540 M / XK 540 M			W27ESR-U	4045	0,6	IW27	5317
535	cc	VMX 540 G / VMX 540 H / VMX 540 K			W27ESR-U	4045	0,6	IW27	5317
535	cc	XLV / SRV / VK 540			W27ESR-U	4045	0,6	IW27	5317
540	cc	EC 540			W27ES-U	4046	0,6	IW27	5317
540	cc	SR 540 / E / F			W27ES-U	4046	0,6	IW27	5317
540	cc	V -MAX / VMX 540 H			W27ES-U	4046	0,6	IW27	5317
540	cc	XL 540			W27ES-U	4046	0,6	IW27	5317
545	cc	EC 5400			W27ESR-U	4045	0,6	IW27	5317
569	cc	EXCITER DELUXE ES 570			W27ESR-U	4045	0,6	IW27	5317
600	cc	SRX 600		(Standard)			0,7	IW27	5317
600	cc	SRX 600		(Fast driving = option)			0,7	IW31	5319
643	cc	GP 643 B / EW			W24ES-U	4030	0,6	IW24	5316
643	cc	SR 643			W27ESR-U	4045	0,6	IW27	5317
700	cc	SRX 700		(Standard)			0,7	IW27	5317
700	cc	SRX 700		(Fast driving = option)			0,7	IW31	5319
700	cc	SX 700 VIPER / VENOM					0,7	IW27	5317
743	cc	V - MAX -4			W27ESR-U	4045	0,7	IW27	5317
970	cc	RS RAGE / VENTURE		04 >	U24ESR-N	4126	0,7	IU24	5362
970	cc	RS VECTOR / ER / GT / MOUNTAIN		04 >	U24ESR-N	4126	0,7	IU24	5362
1000	cc	RX-1 / ER / WARRIOR / MOUNTAIN		01 >			0,9	IU27D	5390








# DENSO Small Engine






# Spark Plugs








## Application Tables – Small Engine









				KW	HP					
						Standard			Alternative	
<b>ACME</b>										
Mowers	ALN215 / ALN290 / ALN290 WB / ALN330 WB					W16FP-U	4019	0,7	W16FPR-U	4192
Mowers	AT220 / AT220B / AT330					W16FP-U	4019	0,7	W16FPR-U	4192
Power Equipment	A180 / A180B / A220 OHV / A 230 B					W16FP-U	4019	0,7	W16FPR-U	4192
Power Equipment	A 220 B		220 cc			W14F-U	4012	0,7	W14FR-U	4017
Power Equipment	A 349 / A 360							0,7	W14FPR-U	4184
Power Equipment	ACT280		275 cc	6.6	9.0			0,8	Q16PR-U	3137
Power Equipment	ACT340		338 cc	8.1	11.0			0,8	Q16PR-U	3137
Power Equipment	AL65 / AL70 / AL75					W16FS-U	3034	0,5	W16FSR	3033
Power Equipment	AL480 / AL480 WB / AL550 / AL550 WB					W16FP-U	4019	0,7	W16FPR-U	4192
Power Equipment	AL550WP					M14	5001	0,6		
Power Equipment	FE82		Gasoline			L14-U	5000	0,6	L14R-U	5049
Power Equipment	VT88 / VT94					W16FP-U	4019	0,7	W16FPR-U	4192
Power Equipment		(Ø 14mm thread)	Kerosene			W16FS-U	3034	0,8	W16FSR	3033
Power Equipment		(Ø 18mm thread)	Kerosene			M14	5001	0,8		
Power Equipment		(Ø 14mm thread)	Gasoline			W16FS-U	3034	0,8	W16FSR	3033
Power Equipment		(Ø 18mm thread)	Gasoline			L14-U	5000	0,8	L14R-U	5049
<b>AGRIA</b>										
Brushcutters	0300		Rotax Engine			M14	5001	0,5		
Brushcutters	3400	2-Stroke	Rotax Engine			W16FS-U	3034	0,6	W16FSR	3033
Brushcutters	3400	4-Stroke	MAG Engine			W16FS-U	3034	0,6	W16FSR	3033
Brushcutters	5100		Kawasaki Engine			W20M-US	6036	0,5	W20MR-U	6025
Brushcutters	5200		B & S Engine			W9LM-US	6057	0,5	W9LMR-US	6071
Brushcutters	5300		B & S Engine			W9LM-US	6057	0,5	W9LMR-US	6071
Brushcutters	5400		Rotax Engine			M14	5001	0,5		
Brushcutters	5500	2-Stroke	Rotax Engine			W16FS-U	3034	0,5	W16FSR	3033
Brushcutters	5500	4-Stroke	Rotax Engine			M14	5001	0,5		
Brushcutters	IT 25		Kawasaki Engine			W22M-US	6048	0,5		
Brushcutters	IT 35 / 45 / 48					W22M-US	6048	0,5		
Cultivators	0400		B & S Engine	2.6	3.5	W9LM-US	6057	0,6	W9LMR-US	6071
Cultivators	5200		B & S Engine			W9LM-US	6057	0,5	W9LMR-US	6071
Cultivators	5300		B & S Engine			W9LM-US	6057	0,5	W9LMR-US	6071
Motor Cultivators	0200	2-Stroke	F & S Engine			W16FS-U	3034	0,5	W16FSR	3033
Motor Cultivators	0200	4-Stroke	B & S Engine			W9LM-US	6057	0,5	W9LMR-US	6071
Motor Cultivators	0500		Kawasaki Engine			W14LM-US	6035	0,5	W14LMR-US	6072
Motor Cultivators	100 - 3		B & S Engine			W9LM-US	6057	0,5	W9LMR-US	6071
Motor Cultivators	100 - 4		B & S Engine			W9LM-US	6057	0,5	W9LMR-US	6071
Motor Cultivators	100 - 5		B & S Engine			W9LM-US	6057	0,5	W9LMR-US	6071
Motor Cultivators	1000 - 4		B & S Engine			W9LM-US	6057	0,5	W9LMR-US	6071
Motor Cultivators	2100			3.3	4.5	M14	5001	0,5		
Motor Cultivators	3000			3.3	4.5	M14	5001	0,5		
Motor Cultivators	3001	Minsel				W20FS-U	3073	0,7	W20FSR-U	6053
Motor Cultivators	3100	4-Stroke	B & S Engine			W9LM-US	6057	0,5	W9LMR-US	6071
Motor Cultivators	3100 (L101)	2-Stroke	JLO Engine		4.5	W14LM-US	6035	0,5	W14LMR-US	6072
Motor Cultivators	6000			4.8	6.5	M14	5001	0,5		
Mowers	5200R		Aspera Engine	2.6	3.5	W14LM-US	6035	0,5	W14LMR-US	6072
Mowers	5200R		F & S Engine	2.6	3.5	W16FS-U	3034	0,5	W16FSR	3033
Mowers	5200R		Hirth Engine	2.6	3.5	M22	5003	0,5		
Mowers	SW 519 / 521 / 621		Iseki / Kawasaki Engines			W16EP-U	3018	0,6	W16EPR-U	3021
Snowthrowers	7200 - 11		B & S Engine	9.2	12.5	W9LM-US	6057	0,5	W9LMR-US	6071
Snowthrowers	7200 - 2		Tecumseh Engine	1.5	2.0			0,5	W16PR-U	3037
Snowthrowers	7200 - 8		B & S Engine	5.9	8.0	W9LM-US	6057	0,5	W9LMR-US	6071
Tractors	2400	2-Stroke	JLO Engine			W16FS-U	3034	0,5	W16FSR	3033
Tractors	2400	4-Stroke	MAG Engine			W16FS-U	3034	0,5	W16FSR	3033
Tractors	3200		Kawasaki Engine	4.4	6.0	W14-US	6033	0,5		
Tractors	3400		Rotax Engine			W16FS-U	3034	0,5	W16FSR	3033
Tractors	5500	2-Stroke	Rotax Engine			W16FS-U	3034	0,5	W16FSR	3033
Tractors	5500	4-Stroke	MAG Engine			W16FS-U	3034	0,5	W16FSR	3033
Tractors	6300		Renault Engine	19.9	27.0	W20FP-U	3068	0,6	W20FPR-U	3070
Tractors	6900 - 1		Renault Engine	19.1	26.0	W20FP-U	3068	0,6	W20FPR-U	3070
Tractors	6900 - 2		Renault Engine	25.7	35.0	W20FP-U	3068	0,6	W20FPR-U	3070
Tractors	9300		Renault Engine	18.4	25.0	W20FP-U	3068	0,6	W20FPR-U	3070
<b>AL - KO</b>										
	25-48S		Aspera Engine			W14LM-US	6035	0,6	W14LMR-US	6072
	30-38 / 25-38 / 30-48 / 35-48		B & S Engine			W9LM-US	6057	0,7	W9LMR-US	6071
	30-38HM / 30-48S / 30-48HS		Aspera Engine			W14LM-US	6035	0,6	W14LMR-US	6072
	30-48S / 30-48HS / 35-48SM /		B & S Engine			W14-US	6033	0,6		

				KW	HP	Standard			Alternative	
										
<b>AL - KO continued</b>										
	35-48HM									
	35-48SM / 35-48HM / 40-48AP		Aspera Engine			W14LM-US	6035	0,6	W14LMR-US	6072
	GLB 380 / G;B410					W14LM-US	6035	0,6	W14LMR-US	6072
	Super 66 / 66E / 80E		B & S Engine			W9LM-US	6057	0,6	W9LMR-US	6071
Brushcutters	250		Trimmer			T20MP-U	6040	0,6		
Brushcutters	710		Aspera Engine			W14-US	6033	0,5		
Brushcutters	HS4300 / HS5300					T20MP-U	6040	0,6		
Cultivators	300B / 400B		Aspera Engine			W14-US	6033	0,5		
Cultivators	Alko Trac 1082		B & S Engine			W9LM-US	6057	0,5	W9LMR-US	6071
Cultivators	FB25 - 80 RT		B & S Engine			W9LM-US	6057	0,6	W9LMR-US	6071
<b>ALLEN</b>										
	215 / 216 / 218 / 218JLO / 221 / 421					W14-US	6033	0,7		
	Allen Mayfield		Kohler Engine			W14-US	6033	0,6		
	Challenger / Allen National		B & S Engine			W9LM-US	6057	0,7	W9LMR-US	6071
	National 84					W16LS	3035	0,7		
	Merlin / Lawnranger / Parkranger					W14-US	6033	0,7		
	National 68 / Greenfield 12		B & S Engine			W14-US	6033	0,7		
	National 68		Kawasaki Engine			W16FP-U	4019	0,7	W16FPR-U	4192
	Scavenger Leaf Vacuum					W14-US	6033	0,7		
Brushcutters	20 SDS					W20M-US	6036	0,7	W20MR-U	6025
Brushcutters	Deluxe 22 / Domestic 22 ( Zenoah)					W20M-US	6036	0,5	W20MR-U	6025
Brushcutters	Mini 17 / Mini 22 / BT22 / Reciprocator					W20M-US	6036	0,7	W20MR-U	6025
Brushcutters	Pro 37 ( Zenoah)					W16FS-U	3034	0,5	W16FSR	3033
Brushcutters	Pro 43 / BT19					W20MP-U	6023	0,7		
Brushcutters	Super 22 / Mini 22 / Mini 26 / Pro 26					W22M-US	6048	0,7		
Brushcutters	Super 657		Tecumseh Engine			W20M-US	6036	0,8	W20MR-U	6025
Chainsaws	HF 108 / STP102					W20M-US	6036	0,6	W20MR-U	6025
Chainsaws	HF 750					W14M-US	6034	0,6	W14MR-U	6019
Chainsaws	HT 230A					W22M-US	6048	0,6		
Hedge Trimmers	Easitrim ( KT12)		Kawasaki Engine			W22M-US	6048	0,5		
Lawn Tractors	832 Lawnride		B & S Engine			W9LM-US	6057	0,7	W9LMR-US	6071
Mowers	120cc		Suzuki Engine			W22MP-US	6049	0,8	W22MPR-U	6043
<b>ALLIS CHALMERS</b>										
Chainsaws	65 / 75 / 75A / 95 / 195 / 295					W20M-US	6036	0,7	W20MR-U	6025
Mowers	All Models					W9LM-US	6057	0,8	W9LMR-US	6071
<b>ALPINA</b>										
Brushcutters	18TS					W22MP-US	6049	0,5	W22MPR-U	6043
Brushcutters	160 Green / 180 Jolly / 210 Flex					W22M-US	6048	0,5		
Brushcutters	232 / 238 / 332 / 338					W22MP-US	6049	0,5	W22MPR-U	6043
Brushcutters	504i / 600i / Prof 200					W22MP-US	6049	0,5	W22MPR-U	6043
Brushcutters	Vip 21 / 25 / 30 / 34					W22MP-US	6049	0,5	W22MPR-U	6043
Brushcutters	Vip 34 Duplex / Flex					W22MP-US	6049	0,5	W22MPR-U	6043
Chainsaws	330 / 380 / 432 / 438					W22MP-US	6049	0,5	W22MPR-U	6043
Chainsaws	A-35 / A-40/ A40E / A70 / 0-70 / 0-70S / A-9					W22MP-US	6049	0,5	W22MPR-U	6043
Chainsaws	Forest 120 / P34					W22MP-US	6049	0,5	W22MPR-U	6043
Chainsaws	Prof : 41 / 45 / 55 / 56 / 65 / 66 / 70 / 90 / 120					W22MP-US	6049	0,5	W22MPR-U	6043
Chainsaws	Vip 20 / 24 / 32					W22MP-US	6049	0,5	W22MPR-U	6043
Mowers	Hobby 202 / Elite 40L / Elite 404					W14LM-US	6035	0,6	W14LMR-US	6072
<b>AMF</b>										
Mowers	All Models					W9LM-US	6057	0,8	W9LMR-US	6071
<b>ARGO</b>										
Mowers			B & S Engine			W9LM-US	6057	0,8	W9LMR-US	6071
<b>ARIENS</b>										
			Kawasaki Engine	6.6	9.0	W16EP-U	3018	0,7	W16EPR-U	3021
			Kawasaki Engine	9.2	12.5	W20M-US	6036	0,7	W20MR-U	6025
			Sachs Engine			W16P-U	3036	0,6	W16PR-U	3037
			Tecumseh Engine			W20M-US	6036	0,7	W20MR-U	6025
			B & S Engine			W9LM-US	6057	0,7	W9LMR-US	6071
			Lauson Engine			W14-US	6033	0,6		
Blowers, Trimmers, Tractors			B & S Engine			W9LM-US	6057	0,7	W9LMR-US	6071
Blowers, Trimmers, Tractors			B & S Engine					0,8	Q16PR-U	3137
Blowers, Trimmers, Tractors			Clinton Engine			W14L	6013	0,7		
Blowers, Trimmers, Tractors			Kohler Engine	5,9 - 12,5	8 - 17	W14L	6013	0,7		
Blowers, Trimmers, Tractors			Kohler Engine					0,8	Q16PR-U	3137
Blowers, Trimmers, Tractors	K181		Kohler Engine			W14-US	6033	0,6		

# Spark Plugs

## Application Tables – Small Engine








				KW	HP	Standard			Alternative	
										
<b>ARIENS continued</b>										
Blowers, Trimmers, Tractors	KT17		Kohler Engine					0,6	T14PR-U	5020
Blowers, Trimmers, Tractors			Mitsubishi Engine			W22MP-US	6049	0,7	W22MPR-U	6043
Blowers, Trimmers, Tractors			Tecumseh Engine			W14-US	6033	0,6		
Blowers, Trimmers, Tractors			Wisconsin Engine			L14-U	5000	0,8	L14R-U	5049
Mowers			B & S Engine			W22MP-US	6049	0,6	W22MPR-U	6043
Mowers			Sachs Engine			W22MP-US	6049	0,6	W22MPR-U	6043
Mowers	All Other Models					W20M-US	6036	0,8	W20MR-U	6025
<b>ARKOS (EMAK)</b>										
	S 30 / S 40 / S 50					W22MP-US	6049	0,5	W22MPR-U	6043
	S 100					W22MP-US	6049	0,5	W22MPR-U	6043
	AM 140 / AM 180					W22MP-US	6049	0,5	W22MPR-U	6043
	SA 18 / SA 30 / SC 2 / SC 23 / SC 33 / SP 26E					W22MP-US	6049	0,5	W22MPR-U	6043
<b>ARTISAN</b>										
Mowers	All Models					W9LM-US	6057	0,8	W9LMR-US	6071
<b>AS - MOTOR</b>										
Mowers	AS21AH4 / AS21H6 / AS21AH6					W16FS-U	3034	0,5	W16FSR	3033
Mowers	AS26AH6 / AS26H8 / AS26AH8					W16FS-U	3034	0,5	W16FSR	3033
Mowers	AS42B6 / AS42H6					W16FS-U	3034	0,5	W16FSR	3033
Mowers	AS45 / AS53B8 / AS53BHR					W16FS-U	3034	0,7	W16FSR	3033
Engines	AS120 (A, B, C, D)		120 cc	2.9	4.0	W16FS-U	3034	0,5	W16FSR	3033
Engines	AS165 (A, D, E, F, G)		165 cc	4.5	6.0	W16FS-U	3034	0,5	W16FSR	3033
<b>ASPLUNDH</b>										
Power equipment	Jex 4-Cyl 172 cu.in		Ford Engine			W14L	6013	0,7		
Power equipment	Jex 6-Cyl 300 cu.in		Ford Engine					0,7	MA20R-U	5014
Power equipment	Jex V-8 330 cu.in		Ford Engine					0,7	MA20R-U	5014
<b>ATCO</b>										
			Aspera / Kohler Engines			W14-US	6033	0,5		
			B & S Engine			W14LM-US	6035	0,6	W14LMR-US	6072
			Tecumseh / Suffolk Eng.			W14-US	6033	0,6		
	12in. Standard / 14in. deluxe / 17in. deluxe					W14-US	6033	0,7		
	18in. Eighteen / 12in. deluxe					W14-US	6033	0,7		
	21in. / 18in. rotary					W20M-US	6036	0,7	W20MR-U	6025
	24in. / 30in. riding mowers / 28in.					W14-US	6033	0,7		
	34in. Groundsman / 20in. Toughout EY14 (Robin)					W14-US	6033	0,7		
Mowers			B & S Engine			W16FS-U	3034	0,6	W16FSR	3033
Mowers			Suffolk Engine			W9LM-US	6057	0,8	W9LMR-US	6071
Mowers			Tecumseh Engine			W14-US	6033	0,8		
Mowers			B & S Engine			W14-US	6033	0,8		
Mowers			Tecumseh Engine			W9LM-US	6057	0,8	W9LMR-US	6071
Mowers			B & S Engine			W9LM-US	6057	0,8	W9LMR-US	6071
<b>BACHTOLD</b>										
Mowers			B & S Engine			W9LM-US	6057	0,8	W9LMR-US	6071
Mowers	K 181		Kohler Engine			W14-US	6033	0,8		
<b>BARK - BUSTER</b>										
Log Splitters						W20M-US	6036	0,6	W20MR-U	6025
<b>BARKER INDUSTRIES</b>										
Chainsaws	50012		Chrysler Engine			W20M-US	6036	0,7	W20MR-U	6025
<b>BARRUS</b>										
Mowers	All Models		B & S Engine			W9LM-US	6057	0,7	W9LMR-US	6071
<b>BCS</b>										
Tractors	201 / 203 / 205 / 602					W16FS-U	3034	0,8	W16FSR	3033
Tractors	604 / 725 / 735					W16FS-U	3034	0,8	W16FSR	3033
Tractors	715 / 745		Kohler Engine			W16LS	3035	0,6		
<b>BEAIRD - POULAN</b>										
Blowers	940 / 960					W20M-US	6036	0,7	W20MR-U	6025
<b>BERNARD MOTORS</b>										
Chainsaws	BM 230.0,230.1,236.3,441.3,651.3					W20M-US	6036	0,6	W20MR-U	6025
<b>BIG GIANT</b>										
Log Splitters			B & S Engine			W20M-US	6036	0,6	W20MR-U	6025
<b>BIG PRO</b>										
Riding Mowers	M18		Kohler Engine					0,6	T14PR-U	5020
Riding Mowers	M20		Kohler Engine					0,8	T16PR-U	5025
<b>BIG SNAPPER</b>										
Mowers	All Models					L14-U	5000	0,8	L14R-U	5049
<b>BIG WHEEL</b>										
Mowers			B & S Engine			W9LM-US	6057	0,8	W9LMR-US	6071

				KW	HP	Standard			Alternative		
											
<b>BILLY COAT</b>											
Blowers			B & S Engine			W9LM-US	6057	0,8	W9LMR-US	6071	
Blowers			Kawasaki Engine	5.5	7.5	W16FP-U	4019	0,7	W16FPR-U	4192	
Blowers			Kohler Engine			W14-US	6033	0,8			
Blowers	V8		Honda Engine	8.1	11.0	W20EP-U	3043	0,6	W20EPR-U	3047	
Hedge Trimmers			B & S Engine			W9LM-US	6057	0,8	W9LMR-US	6071	
Hedge Trimmers			Kawasaki Engine	5.5	7.5	W16FP-U	4019	0,7	W16FPR-U	4192	
Hedge Trimmers			Kohler Engine			W14-US	6033	0,8			
Hedge Trimmers	V8		Honda Engine	8.1	11.0	W20EP-U	3043	0,6	W20EPR-U	3047	
<b>BLAIR</b>											
Mowers	All Models					W9LM-US	6057	0,8	W9LMR-US	6071	
<b>BLITZ</b>											
Chainsaws	B34 / B35 / N38 / B42 / B45 / B50 / B52 / B54 / B55 / B60					W22MP-US	6049	0,5	W22MPR-U	6043	
Chainsaws	B64 / B80 / B100F / B300 / B304 / B400 / B404 / B500					W22MP-US	6049	0,5	W22MPR-U	6043	
Chainsaws	XB502 / B504 / B600 / B701 / B702 / B800 / B802 / B804					W22MP-US	6049	0,5	W22MPR-U	6043	
<b>BLUE BIRD - ZANE MOTORI</b>											
	EBC 27E / EPM 27E / SEC 23E / SBC 23E					W16FS-U	3034	0,5	W16FSR	3033	
	K25 / T25 / K29 / Z29					W22M-US	6048	0,5			
	K40 / M40 / Z40 / ZM40					W16FS-U	3034	0,6	W16FSR	3033	
	KA33 / KB33 / MA33 / MB33 / Z33 / ZM33					W16FS-U	3034	0,6	W16FSR	3033	
	M27 / M34 / ZM27 / ZM34					W22M-US	6048	0,5			
	NBC 31EAV / NBC 38EAV / NPM 31EAV					W16FS-U	3034	0,6	W16FSR	3033	
	NBC 45E / NAC 52E					W16FS-U	3034	0,6	W16FSR	3033	
	NPM 31 / NPM 38E / NPM 52E / NPM 45E					W16FS-U	3034	0,6	W16FSR	3033	
<b>BMB</b>											
Mowers	All Models					W9LM-US	6057	0,8	W9LMR-US	6071	
Mowers	All Models					W20M-US	6036	0,8	W20MR-U	6025	
<b>BOLENS (FMC)</b>											
Chainsaws	3010 Thrifty / 3014 Swifty					W20S-U	3075	0,6	W20SR-U	3076	
Chainsaws	3300 / 5500 / 5600 / 5700					W14L	6013	0,7			
Chainsaws	All Others					W14-US	6033	0,7			
Garden Tractors			B & S Engine			W9LM-US	6057	0,8	W9LMR-US	6071	
Garden Tractors			Tecumseh Engine			W14-US	6033	0,7			
Garden Tractors			Wisconsin Engine			L14-U	5000	0,8	L14R-U	5049	
Garden Tractors	528		B & S Engine	3.7	5.0	W20M-US	6036	0,5	W20MR-U	6025	
Garden Tractors	830 / 931		B & S Engine	5.9	8.0	W20M-US	6036	0,5	W20MR-U	6025	
Garden Tractors	G-11-YT / H-11-YT		B & S Engine	8.1	11.0	W20M-US	6036	0,5	W20MR-U	6025	
Garden Tractors	G-16-YT		B & S Engine	11.8	16.0	W20M-US	6036	0,5	W20MR-U	6025	
Garden Tractors	G12XL / H12XL		Tecumseh Engine	8.8	12.0	W14LM-US	6035	0,5	W14LMR-US	6072	
Garden Tractors	G16X - 1 / H16X - 1		Tecumseh Engine	11.8	16.0	W14LM-US	6035	0,5	W14LMR-US	6072	
Garden Tractors	G16XT / H16XT		B & S Engine	11.8	16.0	W20M-US	6036	0,5	W20MR-U	6025	
Garden Tractors	HH140 / HH160		Tecumseh Engine			W22FS-U	4025	0,6	W22FSR	4024	
Garden Tractors	HT-23		Kohler Engine	16.9	23.0	W14L	6013	0,6			
Garden Tractors	K361 / K532 / K562		Kohler Engine			W14L	6013	0,7			
Garden Tractors	KT17		Kohler Engine					0,6	T14PR-U	5020	
Mowers			B & S Engine			W9LM-US	6057	0,8	W9LMR-US	6071	
Mowers			Tecumseh Engine			W14-US	6033	0,8			
Mowers	8325		B & S Engine	2.6	3.5	W20M-US	6036	0,5	W20MR-U	6025	
Mowers	8362		B & S Engine	2.9	4.0	W20M-US	6036	0,5	W20MR-U	6025	
Mowers	8372		Tecumseh Engine	2.7	3.7	W14LM-US	6035	0,5	W14LMR-US	6072	
Mowers	8554 / 8555E		Tecumseh Engine	3.7	5.0	W14LM-US	6035	0,5	W14LMR-US	6072	
Mowers	8618		B & S Engine	2.6	3.5	W20M-US	6036	0,5	W20MR-U	6025	
Mowers	8621		B & S Engine	2.6	3.5	W20M-US	6036	0,5	W20MR-U	6025	
Mowers	8632 / 8635		B & S Engine	2.6	3.5	W20M-US	6036	0,5	W20MR-U	6025	
Mowers	8648 / 8644		B & S Engine	2.9	4.0	W20M-US	6036	0,5	W20MR-U	6025	
Mowers	8649		B & S Engine	2.9	4.0	W20M-US	6036	0,5	W20MR-U	6025	
<b>BOMBARDIER-ROTAX</b>											
Engines	95		2-Stroke 94 cc	3.4	4.6	W20FS-U	3073	0,5	W20FSR-U	6053	
Engines	150		2-Stroke 148 cc	4.3	5.8	M14	5001	0,5			
Engines	182		2-Stroke 184 cc	4.6	6.2	W20FS-U	3073	0,5	W20FSR-U	6053	
Engines	232		2-Stroke 232 cc	6.5	8.8	W20FS-U	3073	0,5	W20FSR-U	6053	
Engines	299		2-Stroke 303 cc	8.8	12.0	M17	5002	0,5			











# Spark Plugs

## Application Tables – Small Engine

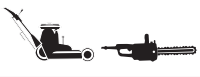







				KW	HP					
<b>BOMBARDIER-ROTAX <i>continued</i></b>										
Engines	500		2-Stroke, 494 cc	11.9	16.2	M14	5001	0,5		
Engines	635		2-Stroke, 635 cc	28.0	38.5	M24S	5004	0,5		
Engines	FR 125 Max (Kart engine)		2-Stroke 125 cc					0,6	IW31	5319
Engines	FR 125 Max (Kart engine) (Light load)		2-Stroke 125 cc					0,6	IW27	5317
<b>BRIGGS &amp; STRATTON</b>										
Engines	ELS	Series 125300	Extended Life Series	4.5	6.0			0,7	Q16PR-U	3137
Engines	ELS	Series 125400	Extended Life Series	4.5	6.0			0,7	Q16PR-U	3137
Engines	ELS	Series 28AH00	Extended Life Series	11.2	15.0			0,7	Q16PR-U	3137
Engines	ELS	Series 28BH00	Extended Life Series	11.9	16.0			0,7	Q16PR-U	3137
Engines	ELS	Series 28CH00	Extended Life Series	11.9	16.0			0,7	Q16PR-U	3137
Engines	ELS	Series 31J700	Extended Life Series	11.9	16.0			0,7	Q16PR-U	3137
Engines	ELS	Series 31K700	Extended Life Series	12.7	17.0			0,7	Q16PR-U	3137
Engines	ELS	Series 31L700	Extended Life Series	13.4	18.0			0,7	Q16PR-U	3137
Engines	ELS	Series 31M700	Extended Life Series	13.4	18.0			0,7	Q16PR-U	3137
Engines	ELS	Series 40F700	Extended Life Series	13.4	18.0			0,7	Q16PR-U	3137
Engines	ELS	Series 40G700	Extended Life Series	14.9	20.0			0,7	Q16PR-U	3137
Engines	ELS	Series 40H700	Extended Life Series	16.4	22.0			0,7	Q16PR-U	3137
Engines	ELS	Series 446700	Extended Life Series	19.4	26.0			0,7	Q16PR-U	3137
Engines	INTEK	Series 110400	Single cylinder OHV	4.5	6.0			0,7	Q16PR-U	3137
Engines	INTEK	Series 110600	Single cylinder OHV	4.5	6.0			0,5	Q16PR-U	3137
Engines	INTEK	Series 111400	Single cylinder OHV	4.5	6.0			0,7	Q16PR-U	3137
Engines	INTEK	Series 111600	Single cylinder OHV	4.5	6.0			0,5	Q16PR-U	3137
Engines	INTEK	Series 113400	Single cylinder OHV	4.5	6.0			0,7	Q16PR-U	3137
Engines	INTEK	Series 11C600	Single cylinder OHV	4.5	6.0			0,5	Q16PR-U	3137
Engines	INTEK	Series 120400	Single cylinder OHV	4.5	6.0			0,7	Q16PR-U	3137
Engines	INTEK	Series 120600	Single cylinder OHV	4.5	6.0			0,5	Q16PR-U	3137
Engines	INTEK	Series 121400	Single cylinder OHV	4.5	6.0			0,7	Q16PR-U	3137
Engines	INTEK	Series 121600	Single cylinder OHV	4.5	6.0			0,5	Q16PR-U	3137
Engines	INTEK	Series 122600	Single cylinder OHV	4.5	6.0			0,5	Q16PR-U	3137
Engines	INTEK	Series 123300	Single cylinder OHV	4.5	6.0			0,7	Q16PR-U	3137
Engines	INTEK	Series 123400	Single cylinder OHV	4.5	6.0			0,7	Q16PR-U	3137
Engines	INTEK	Series 123600	Single cylinder OHV	4.5	6.0			0,7	Q16PR-U	3137
Engines	INTEK	Series 124600	Single cylinder OHV	4.5	6.0			0,7	Q16PR-U	3137
Engines	INTEK	Series 125600	Single cylinder OHV	4.5	6.0			0,5	Q16PR-U	3137
Engines	INTEK	Series 127300	Single cylinder OHV	4.5	6.0			0,7	Q16PR-U	3137
Engines	INTEK	Series 127400	Single cylinder OHV	4.5	6.0			0,5	Q16PR-U	3137
Engines	INTEK	Series 127600	Single cylinder OHV	4.5	6.0			0,5	Q16PR-U	3137
Engines	INTEK	Series 128300	Single cylinder OHV	4.5	6.0			0,7	Q16PR-U	3137
Engines	INTEK	Series 128400	Single cylinder OHV	4.5	6.0			0,7	Q16PR-U	3137
Engines	INTEK	Series 12A300	Single cylinder OHV	4.5	6.0			0,7	Q16PR-U	3137
Engines	INTEK	Series 12A400	Single cylinder OHV	4.5	6.0			0,7	Q16PR-U	3137
Engines	INTEK	Series 12A600	Single cylinder OHV	4.5	6.0			0,5	Q16PR-U	3137
Engines	INTEK	Series 12B300	Single cylinder OHV	4.5	6.0			0,7	Q16PR-U	3137
Engines	INTEK	Series 12B400	Single cylinder OHV	4.5	6.0			0,7	Q16PR-U	3137
Engines	INTEK	Series 12B600	Single cylinder OHV	4.5	6.0			0,5	Q16PR-U	3137
Engines	INTEK	Series 12C600	Single cylinder OHV	4.5	6.0			0,5	Q16PR-U	3137
Engines	INTEK	Series 12D600	Single cylinder OHV	4.5	6.0			0,5	Q16PR-U	3137
Engines	INTEK	Series 12Z600	Single cylinder OHV	4.5	6.0			0,5	Q16PR-U	3137
Engines	INTEK	Series 121300	Single cylinder OHV	5.2	7.0			0,7	Q16PR-U	3137
Engines	INTEK	Series 126600	Single cylinder OHV	5.2	7.0			0,5	Q16PR-U	3137
Engines	INTEK	Series 128600	Single cylinder OHV	5.2	7.0			0,5	Q16PR-U	3137
Engines	INTEK	Series 129600	Single cylinder OHV	5.2	7.0			0,5	Q16PR-U	3137
Engines	INTEK	Series 12F600	Single cylinder OHV	5.2	7.0			0,5	Q16PR-U	3137
Engines	INTEK	Series 12G600	Single cylinder OHV	5.2	7.0			0,5	Q16PR-U	3137
Engines	INTEK	Series 12H600	Single cylinder OHV	5.2	7.0			0,5	Q16PR-U	3137
Engines	INTEK	Series 121A00	Single cylinder OHV	6.0	8.0			0,7	Q16PR-U	3137
Engines	INTEK	Series 129400	Single cylinder OHV	6.0	8.0			0,7	Q16PR-U	3137
Engines	INTEK	Series 12C300	Single cylinder OHV	6.0	8.0			0,7	Q16PR-U	3137
Engines	INTEK	Series 12C400	Single cylinder OHV	6.0	8.0			0,7	Q16PR-U	3137
Engines	INTEK	Series 12D300	Single cylinder OHV	6.0	8.0			0,7	Q16PR-U	3137
Engines	INTEK	Series 12D400	Single cylinder OHV	6.0	8.0			0,7	Q16PR-U	3137
Engines	INTEK	Series 12E300	Single cylinder OHV	6.0	8.0			0,7	Q16PR-U	3137
Engines	INTEK	Series 201400	Single cylinder OHV	6.0	8.0			0,7	Q16PR-U	3137
Engines	INTEK	Series 202400	Single cylinder OHV	6.0	8.0			0,7	Q16PR-U	3137
Engines	INTEK	Series 203400	Single cylinder OHV	6.0	8.0			0,7	Q16PR-U	3137
Engines	INTEK	Series 210700	Single cylinder OHV	6.0	8.0			0,7	Q16PR-U	3137











				KW	HP	Standard			Alternative		
									R 		
<b>BRIGGS &amp; STRATTON</b> <i>continued</i>											
Engines	INTEK	Series 212900	Single cylinder OHV	6.7	9.0			0,7	Q16PR-U	3137	
Engines	INTEK	Series 204400	Single cylinder OHV	7.5	10.0			0,7	Q16PR-U	3137	
Engines	INTEK	Series 205400	Single cylinder OHV	7.5	10.0			0,7	Q16PR-U	3137	
Engines	INTEK	Series 206400	Single cylinder OHV	7.5	10.0			0,7	Q16PR-U	3137	
Engines	INTEK	Series 20A400	Single cylinder OHV	7.5	10.0			0,7	Q16PR-U	3137	
Engines	INTEK	Series 20B400	Single cylinder OHV	7.5	10.0			0,7	Q16PR-U	3137	
Engines	INTEK	Series 20C400	Single cylinder OHV	7.5	10.0			0,7	Q16PR-U	3137	
Engines	INTEK	Series 20D400	Single cylinder OHV	7.5	10.0			0,7	Q16PR-U	3137	
Engines	INTEK	Series 214900	Single cylinder OHV	7.5	10.0			0,7	Q16PR-U	3137	
Engines	INTEK	Series 215900	Single cylinder OHV	7.5	10.0			0,7	Q16PR-U	3137	
Engines	INTEK	Series 20E400	Single cylinder OHV	8.2	11.0			0,7	Q16PR-U	3137	
Engines	INTEK	Series 20F400	Single cylinder OHV	8.2	11.0			0,7	Q16PR-U	3137	
Engines	INTEK	Series 20G400	Single cylinder OHV	8.2	11.0			0,7	Q16PR-U	3137	
Engines	INTEK	Series 213400	Single cylinder OHV	8.2	11.0			0,7	Q16PR-U	3137	
Engines	INTEK	Series 216900	Single cylinder OHV	8.2	11.0			0,7	Q16PR-U	3137	
Engines	INTEK	Series 217900	Single cylinder OHV	8.9	12.0			0,7	Q16PR-U	3137	
Engines	INTEK	Series 218700	Single cylinder OHV	8.9	12.0			0,7	Q16PR-U	3137	
Engines	INTEK	Series 219900	Single cylinder OHV	8.9	12.0			0,7	Q16PR-U	3137	
Engines	INTEK	Series 21A400	Single cylinder OHV	9.7	13.0			0,7	Q16PR-U	3137	
Engines	INTEK	Series 21A700	Single cylinder OHV	9.7	13.0			0,7	Q16PR-U	3137	
Engines	INTEK	Series 21B900	Single cylinder OHV	10.4	14.0			0,7	Q16PR-U	3137	
Engines	INTEK	Series 284H00	Single cylinder OHV	11.2	15.0			0,7	Q16PR-U	3137	
Engines	INTEK	Series 283H00	Single cylinder OHV	11.9	16.0			0,7	Q16PR-U	3137	
Engines	INTEK	Series 285H00	Single cylinder OHV	11.9	16.0			0,7	Q16PR-U	3137	
Engines	INTEK	Series 286H00	Single cylinder OHV	11.9	16.0			0,7	Q16PR-U	3137	
Engines	INTEK	Series 310700	Single cylinder OHV	11.9	16.0			0,7	Q16PR-U	3137	
Engines	INTEK	Series 31E700	Single cylinder OHV	11.9	16.0			0,7	Q16PR-U	3137	
Engines	INTEK	Series 311700	Single cylinder OHV	12.7	17.0			0,7	Q16PR-U	3137	
Engines	INTEK	Series 312700	Single cylinder OHV	12.7	17.0			0,7	Q16PR-U	3137	
Engines	INTEK	Series 31F700	Single cylinder OHV	12.7	17.0			0,7	Q16PR-U	3137	
Engines	INTEK	Series 314700	Single cylinder OHV	13.4	18.0			0,7	Q16PR-U	3137	
Engines	INTEK	Series 31H700	Single cylinder OHV	13.4	18.0			0,7	Q16PR-U	3137	
Engines	INTEK	Series 405700	V-Twin OHV	13.4	18.0			0,7	Q16PR-U	3137	
Engines	INTEK	Series 406500	V-Twin OHV	14.9	20.0			0,7	Q16PR-U	3137	
Engines	INTEK	Series 406700	V-Twin OHV	14.9	20.0			0,7	Q16PR-U	3137	
Engines	INTEK	Series 407700	V-Twin OHV	16.4	22.0			0,7	Q16PR-U	3137	
Engines	INTEK	Series 445700	V-Twin OHV	18.6	25.0			0,7	Q16PR-U	3137	
Engines	OPPOSED	Series 404400	Twin cylinder "L" head	8.9	12.0	W9LM-US	6057	0,7	W9LMR-US	6071	
Engines	OPPOSED	Series 404700	Twin cylinder "L" head	8.9	12.0	W9LM-US	6057	0,7	W9LMR-US	6071	
Engines	OPPOSED	Series 400400	Twin cylinder "L" head	10.4	14.0	W9LM-US	6057	0,7	W9LMR-US	6071	
Engines	OPPOSED	Series 400700	Twin cylinder "L" head	10.4	14.0	W9LM-US	6057	0,7	W9LMR-US	6071	
Engines	OPPOSED	Series 401400	Twin cylinder "L" head	11.9	16.0	W9LM-US	6057	0,7	W9LMR-US	6071	
Engines	OPPOSED	Series 401700	Twin cylinder "L" head	11.9	16.0	W9LM-US	6057	0,7	W9LMR-US	6071	
Engines	OPPOSED	Series 402400	Twin cylinder "L" head	11.9	16.0	W9LM-US	6057	0,7	W9LMR-US	6071	
Engines	OPPOSED	Series 402700	Twin cylinder "L" head	11.9	16.0	W9LM-US	6057	0,7	W9LMR-US	6071	
Engines	OPPOSED	Series 42B700	Twin cylinder "L" head	11.9	16.0	W9LM-US	6057	0,7	W9LMR-US	6071	
Engines	OPPOSED	Series 42C700	Twin cylinder "L" head	12.7	17.0	W9LM-US	6057	0,7	W9LMR-US	6071	
Engines	OPPOSED	Series 421400	Twin cylinder "L" head	13.4	18.0	W9LM-US	6057	0,7	W9LMR-US	6071	
Engines	OPPOSED	Series 421700	Twin cylinder "L" head	13.4	18.0	W9LM-US	6057	0,7	W9LMR-US	6071	
Engines	OPPOSED	Series 422400	Twin cylinder "L" head	13.4	18.0	W9LM-US	6057	0,7	W9LMR-US	6071	
Engines	OPPOSED	Series 422700	Twin cylinder "L" head	13.4	18.0	W9LM-US	6057	0,7	W9LMR-US	6071	
Engines	OPPOSED	Series 42D700	Twin cylinder "L" head	13.4	18.0	W9LM-US	6057	0,7	W9LMR-US	6071	
Engines	OPPOSED	Series 42A700	Twin cylinder "L" head	14.2	19.0	W9LM-US	6057	0,7	W9LMR-US	6071	
Engines	OPPOSED	Series 42E700	Twin cylinder "L" head	14.9	20.0	W9LM-US	6057	0,7	W9LMR-US	6071	
Engines	OPPOSED	Series 460700	Twin cylinder "L" head	14.9	20.0	W9LM-US	6057	0,7	W9LMR-US	6071	
Engines	OPPOSED	Series 461700	Twin cylinder "L" head	14.9	20.0	W9LM-US	6057	0,7	W9LMR-US	6071	
Engines	OPPOSED	Series 462700	Twin cylinder "L" head	14.9	20.0	W9LM-US	6057	0,7	W9LMR-US	6071	
Engines	OPPOSED	Series 48A700	Twin cylinder "L" head	14.9	20.0	W9LM-US	6057	0,7	W9LMR-US	6071	
Engines	OPPOSED	Series 463700	Twin cylinder "L" head	15.7	21.0	W9LM-US	6057	0,7	W9LMR-US	6071	
Engines	VANGUARD	Series 404400	Liquid cooled 3 cylinder	8.9	12.0	W9LM-US	6057	0,7	W9LMR-US	6071	
Engines	VANGUARD	Series 404700	Liquid cooled 3 cylinder	8.9	12.0	W9LM-US	6057	0,7	W9LMR-US	6071	
Engines	VANGUARD	Series 400400	Liquid cooled 3 cylinder	10.4	14.0	W9LM-US	6057	0,7	W9LMR-US	6071	
Engines	VANGUARD	Series 400700	Liquid cooled 3 cylinder	10.4	14.0	W9LM-US	6057	0,7	W9LMR-US	6071	
Engines	VANGUARD	Series 401400	Liquid cooled 3 cylinder	11.9	16.0	W9LM-US	6057	0,7	W9LMR-US	6071	
Engines	VANGUARD	Series 401700	Liquid cooled 3 cylinder	11.9	16.0	W9LM-US	6057	0,7	W9LMR-US	6071	
Engines	VANGUARD	Series 402400	Liquid cooled 3 cylinder	11.9	16.0	W9LM-US	6057	0,7	W9LMR-US	6071	
Engines	VANGUARD	Series 402700	Liquid cooled 3 cylinder	11.9	16.0	W9LM-US	6057	0,7	W9LMR-US	6071	
Engines	VANGUARD	Series B700	Liquid cooled 3 cylinder	11.9	16.0	W9LM-US	6057	0,7	W9LMR-US	6071	

# Spark Plugs

## Application Tables – Small Engine

				KW	HP	Standard			Alternative	
										
<b>BRIGGS &amp; STRATTON</b> <i>continued</i>										
Engines	VANGUARD	Series C700	Liquid cooled 3 cylinder	12.7	17.0	W9LM-US	6057	0,7	W9LMR-US	6071
Engines	VANGUARD	Series 1400	Liquid cooled 3 cylinder	13.4	18.0	W9LM-US	6057	0,7	W9LMR-US	6071
Engines	VANGUARD	Series 1700	Liquid cooled 3 cylinder	13.4	18.0	W9LM-US	6057	0,7	W9LMR-US	6071
Engines	VANGUARD	Series 2400	Liquid cooled 3 cylinder	13.4	18.0	W9LM-US	6057	0,7	W9LMR-US	6071
Engines	VANGUARD	Series 2700	Liquid cooled 3 cylinder	13.4	18.0	W9LM-US	6057	0,7	W9LMR-US	6071
Engines	VANGUARD	Series D700	Liquid cooled 3 cylinder	13.4	18.0	W9LM-US	6057	0,7	W9LMR-US	6071
Engines	VANGUARD	Series A700	Liquid cooled 3 cylinder	14.2	19.0	W9LM-US	6057	0,7	W9LMR-US	6071
Engines	VANGUARD	Series E700	Liquid cooled 3 cylinder	14.9	20.0	W9LM-US	6057	0,7	W9LMR-US	6071
Engines	VANGUARD	Series 460700	Liquid cooled 3 cylinder	14.9	20.0	W9LM-US	6057	0,7	W9LMR-US	6071
Engines	VANGUARD	Series 461700	Liquid cooled 3 cylinder	14.9	20.0	W9LM-US	6057	0,7	W9LMR-US	6071
Engines	VANGUARD	Series 462700	Liquid cooled 3 cylinder	14.9	20.0	W9LM-US	6057	0,7	W9LMR-US	6071
Engines	VANGUARD	Series 48A700	Liquid cooled 3 cylinder	14.9	20.0	W9LM-US	6057	0,7	W9LMR-US	6071
Engines	VANGUARD	Series 463700	Liquid cooled 3 cylinder	15.7	21.0	W9LM-US	6057	0,7	W9LMR-US	6071
Engines	VANGUARD	5000 Series	Single cylinder OHV	1.5	2.0			0,7	W20FPR-U	3070
Engines	VANGUARD	85400 Series	Single cylinder OHV	3.0	4.0			0,7	Q16PR-U	3137
Engines	VANGUARD	86400 Series	Single cylinder OHV	3.0	4.0			0,7	Q16PR-U	3137
Engines	VANGUARD	104700 Series	Single cylinder OHV	4.5	6.0			0,7	Q16PR-U	3137
Engines	VANGUARD	115400 Series	Single cylinder OHV	4.5	6.0			0,7	Q16PR-U	3137
Engines	VANGUARD	117400 Series	Single cylinder OHV	4.5	6.0			0,7	Q16PR-U	3137
Engines	VANGUARD	118400 Series	Single cylinder OHV	4.5	6.0			0,7	W20FPR-U	3070
Engines	VANGUARD	138400 Series	Single cylinder OHV	6.0	8.0			0,7	Q16PR-U	3137
Engines	VANGUARD	161400 Series	Single cylinder OHV	6.7	9.0			0,7	Q16PR-U	3137
Engines	VANGUARD	185400 Series	Single cylinder OHV	6.7	9.0			0,7	Q16PR-U	3137
Engines	VANGUARD	186400 Series	Single cylinder OHV	6.7	9.0			0,7	Q16PR-U	3137
Engines	VANGUARD	235400 Series	Single cylinder OHV	8.2	11.0			0,7	Q16PR-U	3137
Engines	VANGUARD	260700 Series	Single cylinder OHV	8.9	12.0			0,7	Q16PR-U	3137
Engines	VANGUARD	245400 Series	Single cylinder OHV	9.7	13.0			0,7	Q16PR-U	3137
Engines	VANGUARD	261700 Series	Single cylinder OHV	10.4	14.0			0,7	Q16PR-U	3137
Engines	VANGUARD	28P700 Series	Single cylinder OHV	10.4	14.0			0,7	Q16PR-U	3137
Engines	VANGUARD	28Q700 Series	Single cylinder OHV	11.9	16.0			0,7	Q16PR-U	3137
Engines	VANGUARD	28S700 Series	Single cylinder OHV	11.9	16.0			0,7	Q16PR-U	3137
Engines	VANGUARD	312700 Series	Single cylinder OHV	13.4	18.0			0,7	Q16PR-U	3137
Engines	VANGUARD	304400 Series	V-twin OHV					0,7	Q16PR-U	3137
Engines	VANGUARD	30A400 Series	V-twin OHV					0,7	Q16PR-U	3137
Engines	VANGUARD	354400 Series	V-twin OHV					0,7	Q16PR-U	3137
Engines	VANGUARD	290400 Series	V-twin OHV	8.9	12.0			0,7	Q16PR-U	3137
Engines	VANGUARD	290700 Series	V-twin OHV	8.9	12.0			0,7	Q16PR-U	3137
Engines	VANGUARD	294400 Series	V-twin OHV	10.4	14.0			0,7	Q16PR-U	3137
Engines	VANGUARD	294700 Series	V-twin OHV	10.4	14.0			0,7	Q16PR-U	3137
Engines	VANGUARD	303400 Series	V-twin OHV	11.9	16.0			0,7	Q16PR-U	3137
Engines	VANGUARD	303700 Series	V-twin OHV	11.9	16.0			0,7	Q16PR-U	3137
Engines	VANGUARD	305700 Series	V-twin OHV	11.9	16.0			0,7	Q16PR-U	3137
Engines	VANGUARD	355700 Series	V-twin OHV	12.7	17.0			0,7	Q16PR-U	3137
Engines	VANGUARD	350400 Series	V-twin OHV	13.4	18.0			0,7	Q16PR-U	3137
Engines	VANGUARD	350700 Series	V-twin OHV	13.4	18.0			0,7	Q16PR-U	3137
Engines	VANGUARD	356400 Series	V-twin OHV	13.4	18.0			0,7	Q16PR-U	3137
Engines	VANGUARD	356700 Series	V-twin OHV	13.4	18.0			0,7	Q16PR-U	3137
Engines	VANGUARD	357700 Series	V-twin OHV	14.2	19.0			0,7	Q16PR-U	3137
Engines	VANGUARD	351400 Series	V-twin OHV	14.9	20.0			0,7	Q16PR-U	3137
Engines	VANGUARD	351700 Series	V-twin OHV	14.9	20.0			0,7	Q16PR-U	3137
Engines	VANGUARD	358700 Series	V-twin OHV	14.9	20.0			0,7	Q16PR-U	3137
Engines	VANGUARD	381400 Series	V-twin OHV	15.7	21.0			0,7	Q16PR-U	3137
Engines	VANGUARD	381700 Series	V-twin OHV	15.7	21.0			0,7	Q16PR-U	3137
Engines	VANGUARD	385400 Series	V-twin OHV	15.7	21.0			0,7	Q16PR-U	3137
Engines	VANGUARD	385700 Series	V-twin OHV	15.7	21.0			0,7	Q16PR-U	3137
Engines	VANGUARD	380400 Series	V-twin OHV	17.2	23.0			0,7	Q16PR-U	3137
Engines	VANGUARD	380700 Series	V-twin OHV	17.2	23.0			0,7	Q16PR-U	3137
Engines	VANGUARD	386400 Series	V-twin OHV	17.2	23.0			0,7	Q16PR-U	3137
Engines	VANGUARD	386700 Series	V-twin OHV	17.2	23.0			0,7	Q16PR-U	3137
Engines	VANGUARD	474100 Series	V-twin OHV	20.9	28.0			0,7	Q16PR-U	3137
Engines	VANGUARD	541400 Series	V-twin OHV	21.6	29.0			0,7	Q16PR-U	3137
Engines	VANGUARD	543400 Series	V-twin OHV	23.1	31.0			0,7	Q16PR-U	3137
Engines	VANGUARD	613100 Series	V-twin OHV	23.1	31.0			0,7	Q16PR-U	3137
Engines	VANGUARD	Series 11A600	Single cylinder OHV	4.5	6.0			0,5	Q16PR-U	3137
Engines	VANGUARD	Series 11B600	Single cylinder OHV	4.5	6.0			0,5	Q16PR-U	3137
Engines	VANGUARD	Series 120300	Single cylinder OHV	4.5	6.0			0,7	Q16PR-U	3137
Engines	VANGUARD	Series 126300	Single cylinder OHV	4.5	6.0			0,7	Q16PR-U	3137
Engines	VANGUARD	Series 126400	Single cylinder OHV	4.5	6.0			0,7	Q16PR-U	3137

			KW	HP	Standard			Alternative	
								R 	
<b>BRIGGS &amp; STRATTON</b> <i>continued</i>									
Engines	Series 12Y600	Single cylinder OHV	4.5	6.0			0,7	Q16PR-U	3137
Engines	Series 12Y800	Single cylinder OHV	4.5	6.0			0,7	Q16PR-U	3137
Engines	Series 12Z800	Single cylinder OHV	4.5	6.0			0,7	Q16PR-U	3137
Engines	Series 97700	Single cylinder OHV	4.5	6.0			0,7	Q16PR-U	3137
Engines	Series 99700	Single cylinder OHV	4.5	6.0			0,7	Q16PR-U	3137
Engines	Series 210700	Single cylinder OHV	6.0	8.0			0,7	Q16PR-U	3137
Engines	Series 210800	Single cylinder OHV	6.0	8.0			0,7	Q16PR-U	3137
Engines	Series 211700	Single cylinder OHV	6.0	8.0			0,7	Q16PR-U	3137
Engines	Series 211800	Single cylinder OHV	6.0	8.0			0,7	Q16PR-U	3137
Engines	Series 212700	Single cylinder OHV	6.7	9.0			0,7	Q16PR-U	3137
Engines	Series 212800	Single cylinder OHV	6.7	9.0			0,7	Q16PR-U	3137
Engines	Series 207400	Single cylinder OHV	7.5	10.0			0,7	Q16PR-U	3137
Engines	Series 213700	Single cylinder OHV	7.5	10.0			0,7	Q16PR-U	3137
Engines	Series 213800	Single cylinder OHV	7.5	10.0			0,7	Q16PR-U	3137
Engines	Series 214700	Single cylinder OHV	7.5	10.0			0,7	Q16PR-U	3137
Engines	Series 214800	Single cylinder OHV	7.5	10.0			0,7	Q16PR-U	3137
Engines	Series 215700	Single cylinder OHV	7.5	10.0			0,7	Q16PR-U	3137
Engines	Series 215800	Single cylinder OHV	7.5	10.0			0,7	Q16PR-U	3137
Engines	Series 210400	Single cylinder OHV	8.2	11.0			0,7	Q16PR-U	3137
Engines	Series 212400	Single cylinder OHV	8.2	11.0			0,7	Q16PR-U	3137
Engines	Series 216700	Single cylinder OHV	8.2	11.0			0,7	Q16PR-U	3137
Engines	Series 216800	Single cylinder OHV	8.2	11.0			0,7	Q16PR-U	3137
Engines	Series 217700	Single cylinder OHV	8.2	11.0			0,7	Q16PR-U	3137
Engines	Series 217800	Single cylinder OHV	8.9	12.0			0,7	Q16PR-U	3137
Engines	Series 218700	Single cylinder OHV	8.9	12.0			0,7	Q16PR-U	3137
Engines	Series 218800	Single cylinder OHV	8.9	12.0			0,7	Q16PR-U	3137
Engines	Series 219700	Single cylinder OHV	8.9	12.0			0,7	Q16PR-U	3137
Engines	Series 219800	Single cylinder OHV	8.9	12.0			0,7	Q16PR-U	3137
Engines	Series 21A800	Single cylinder OHV	9.7	13.0			0,7	Q16PR-U	3137
Engines	Series 21A900	Single cylinder OHV	9.7	13.0			0,7	Q16PR-U	3137
Engines	Series 21B700	Single cylinder OHV	10.4	14.0			0,7	Q16PR-U	3137
Engines	Series 21B800	Single cylinder OHV	10.4	14.0			0,7	Q16PR-U	3137
Engines	Series 280H00	Single cylinder OHV	10.4	14.0			0,7	Q16PR-U	3137
Engines	Series 287700	Single cylinder OHV	10.4	14.0			0,7	Q16PR-U	3137
Engines	Series 28E700	Single cylinder OHV	10.4	14.0			0,7	Q16PR-U	3137
Engines	Series 281H00	Single cylinder OHV	11.2	15.0			0,7	Q16PR-U	3137
Engines	Series 282H00	Single cylinder OHV	11.9	16.0			0,7	Q16PR-U	3137
Engines	Series 28N700	Single cylinder OHV	11.9	16.0			0,7	Q16PR-U	3137
Engines	Series 28U700	Single cylinder OHV	11.9	16.0			0,7	Q16PR-U	3137
Engines	Series 28W700	Single cylinder OHV	11.9	16.0			0,7	Q16PR-U	3137
Engines	Series 31A700	Single cylinder OHV	11.9	16.0			0,7	Q16PR-U	3137
Engines	Series 31B700	Single cylinder OHV	12.7	17.0			0,7	Q16PR-U	3137
Engines	Series 313700	Single cylinder OHV	13.4	18.0			0,7	Q16PR-U	3137
Engines	Series 319700	Single cylinder OHV	13.4	18.0			0,7	Q16PR-U	3137
Engines	Series 31C700	Single cylinder OHV	13.4	18.0			0,7	Q16PR-U	3137
Engines	Series 31D700	Single cylinder OHV	13.4	18.0			0,7	Q16PR-U	3137
Engines	Series 31G700	Single cylinder OHV	13.4	18.0			0,7	Q16PR-U	3137
Engines	Series 21000	Single cylinder "L" head	0.7	1.0	T20MP-U	6040	0,6		
Engines	Series 21100	Single cylinder "L" head	0.7	1.0	T20MP-U	6040	0,6		
Engines	Series 60100	Single cylinder "L" head	1.5	2.0	W9LM-US	6057	0,7	W9LMR-US	6071
Engines	Series 80100	Single cylinder "L" head	1.5	2.0	W9LM-US	6057	0,7	W9LMR-US	6071
Engines	Series 80200	Single cylinder "L" head	2.2	3.0	W9LM-US	6057	0,7	W9LMR-US	6071
Engines	Series 80300	Single cylinder "L" head	2.2	3.0	W9LM-US	6057	0,7	W9LMR-US	6071
Engines	Series 80400	Single cylinder "L" head	2.2	3.0	W9LM-US	6057	0,7	W9LMR-US	6071
Engines	Series 82200	Single cylinder "L" head	2.2	3.0	W9LM-US	6057	0,7	W9LMR-US	6071
Engines	Series 82300	Single cylinder "L" head	2.2	3.0	W9LM-US	6057	0,7	W9LMR-US	6071
Engines	Series 82400	Single cylinder "L" head	2.2	3.0	W9LM-US	6057	0,7	W9LMR-US	6071
Engines	Series 82500	Single cylinder "L" head	2.2	3.0	W9LM-US	6057	0,7	W9LMR-US	6071
Engines	Series 82900	Single cylinder "L" head	2.2	3.0	W9LM-US	6057	0,7	W9LMR-US	6071
Engines	Series 83400	Single cylinder "L" head	2.2	3.0	W9LM-US	6057	0,7	W9LMR-US	6071
Engines	Series 84500	Single cylinder "L" head	2.2	3.0	W9LM-US	6057	0,7	W9LMR-US	6071
Engines	Series 84700	Single cylinder "L" head	2.2	3.0	W9LM-US	6057	0,7	W9LMR-US	6071
Engines	Series 84900	Single cylinder "L" head	2.2	3.0	W9LM-US	6057	0,7	W9LMR-US	6071
Engines	Series 85500	Single cylinder "L" head	2.2	3.0	W9LM-US	6057	0,7	W9LMR-US	6071
Engines	Series 85900	Single cylinder "L" head	2.2	3.0	W9LM-US	6057	0,7	W9LMR-US	6071
Engines	Series 90100	Single cylinder "L" head	2.2	3.0	W9LM-US	6057	0,7	W9LMR-US	6071
Engines	Series 90200	Single cylinder "L" head	2.2	3.0	W9LM-US	6057	0,7	W9LMR-US	6071
Engines	Series 90400	Single cylinder "L" head	2.2	3.0	W9LM-US	6057	0,7	W9LMR-US	6071


























# Spark Plugs









## Application Tables – Small Engine

				KW	HP	Standard			Alternative		
											
<b>BRIGGS &amp; STRATTON</b> <i>continued</i>											
Engines	Series 289700	Single cylinder "L" head	8.9	12.0	W9LM-US	6057	0,7	W9LMR-US	6071		
Engines	Series 28D700	Single cylinder "L" head	8.9	12.0	W9LM-US	6057	0,7	W9LMR-US	6071		
Engines	Series 300400	Single cylinder "L" head	8.9	12.0	W9LM-US	6057	0,7	W9LMR-US	6071		
Engines	Series 301400	Single cylinder "L" head	8.9	12.0	W9LM-US	6057	0,7	W9LMR-US	6071		
Engines	Series 28F700	Single cylinder "L" head	9.7	13.0	W9LM-US	6057	0,7	W9LMR-US	6071		
Engines	Series 28M700	Single cylinder "L" head	9.7	13.0	W9LM-US	6057	0,7	W9LMR-US	6071		
Engines	Series 28T700	Single cylinder "L" head	9.7	13.0	W9LM-US	6057	0,7	W9LMR-US	6071		
Engines	Series 28V700	Single cylinder "L" head	9.7	13.0	W9LM-US	6057	0,7	W9LMR-US	6071		
Engines	Series 302400	Single cylinder "L" head	9.7	13.0	W9LM-US	6057	0,7	W9LMR-US	6071		
Engines	Series 28R700	Single cylinder "L" head	10.4	14.0	W9LM-US	6057	0,7	W9LMR-US	6071		
Engines	Series 320400	Single cylinder "L" head	10.4	14.0	W9LM-US	6057	0,7	W9LMR-US	6071		
Engines	Series 325400	Single cylinder "L" head	11.2	15.0	W9LM-US	6057	0,7	W9LMR-US	6071		
Engines	Series 326400	Single cylinder "L" head	11.9	16.0	W9LM-US	6057	0,7	W9LMR-US	6071		
Engines	Series 402500	2 Cylinder OHV	16.4	22.0			0,7	Q16PR-U	3137		
Engines	Series 407500	2 Cylinder OHV	16.4	22.0			0,7	Q16PR-U	3137		
Engines	Series 407600	2 Cylinder OHV	16.4	22.0			0,7	Q16PR-U	3137		
<b>BRILL</b>											
	Auto-Max 4 TB / Roto-Master 35				B & S Engine	W9LM-US	6057	0,7	W9LMR-US	6071	
	Brillmobil				B & S Engine	W9LM-US	6057	0,7	W9LMR-US	6071	
	Lord 4TS46 / Monarch 56 / Prinz 40M				Tecumseh Engine	W14LM-US	6035	0,7	W14LMR-US	6072	
	Roto-Baron / Grande / King H4TB				B & S Engine	W9LM-US	6057	0,7	W9LMR-US	6071	
	Roto-Fox / King H2TA				Aspera Engine	W14LM-US	6035	0,7	W14LMR-US	6072	
	Roto-Fox 46 / Grande 46 / King 46N , 46R				Aspera Engine	W14LM-US	6035	0,7	W14LMR-US	6072	
	Roto-Lord 4TS / Prinz H4TB				B & S Engine	W9LM-US	6057	0,7	W9LMR-US	6071	
	Roto-Rapid 4TB				B & S Engine	W9LM-US	6057	0,7	W9LMR-US	6071	
Mowers					ILO Engine	W9LM-US	6057	0,7	W9LMR-US	6071	
<b>CASAL</b>											
Mowers	M 112 / M 113					W27FS-U	4052	0,5	W27FSR	4054	
Mowers	M 131 / M 132					W22FS-U	4025	0,5	W22FSR	4024	
Mowers	M 136					W16FS-U	3034	0,5	W16FSR	3033	
Mowers	M 137					W22FS-U	4025	0,5	W22FSR	4024	
Mowers	M 140					W16FS-U	3034	0,5	W16FSR	3033	
Mowers	M 147 / M148 / M149 / 196 / 197					W16FS-U	3034	0,5	W16FSR	3033	
Mowers	M 151					W22FS-U	4025	0,5	W22FSR	4024	
Mowers	M 153					W22FS-U	4025	0,5	W22FSR	4024	
Mowers	M 233					W27ES-U	4046	0,5	W27ESR-U	4045	
Mowers	M 234					W27ES-U	4046	0,5	W27ESR-U	4045	
<b>CASE</b>											
Mowers	M 152					W22FS-U	4025	0,5	W22FSR	4024	
Mowers	All Models					W20M-US	6036	0,8	W20MR-U	6025	
<b>CASTOR</b>											
Chainsaws	330 / 380					W22MP-US	6049	0,7	W22MPR-U	6043	
Chainsaws	C-35 / C-40E / CP-45 / CP-55 / CP-6590					W22MP-US	6049	0,5	W22MPR-U	6043	
Chainsaws	CP-41/ CP-45					W22MP-US	6049	0,7	W22MPR-U	6043	
Chainsaws	CP-70 / CP-70S / C-90 / CP-90 / CP-120					W22MP-US	6049	0,5	W22MPR-U	6043	
Chainsaws	Tropical 120					W22MP-US	6049	0,5	W22MPR-U	6043	
<b>CATERPILLAR</b>											
Lift trucks	T30B / T35B / T40B / T45B / T50B / T55B / T60B					W16P-U	3036	0,7	W16PR-U	3037	
Lift trucks	V30C / V35C / V40C / V45C / V50C					W16P-U	3036	0,7	W16PR-U	3037	
<b>CHIEF</b>											
Chainsaws	D35					W14-US	6033	0,7			
Chainsaws	E75 / E95 / D15					W20M-US	6036	0,7	W20MR-U	6025	
<b>CHIEFTRAIN</b>											
Mowers					B & S Engine	W9LM-US	6057	0,8	W9LMR-US	6071	
<b>CHIPPIT</b>											
Chainsaws	800G / Chippit 11				B & S Engine	W9LM-US	6057	0,7	W9LMR-US	6071	
<b>CHOREMASTER</b>											
Mowers	All Models					W9LM-US	6057	0,8	W9LMR-US	6071	
<b>CHRYSLER POWER BEE</b>											
Power Equipment	50000 / 50002 / 50004				3.3	4.5	W20M-US	6036	0,8	W20MR-U	6025
Power Equipment	50006 / 50012 / 50014				3.3	4.5	W20M-US	6036	0,8	W20MR-U	6025
Power Equipment	50052 / 50054				2.4	3.3	W20M-US	6036	0,8	W20MR-U	6025
Power Equipment	50056				1.5	2.0	W20M-US	6036	0,8	W20MR-U	6025
Power Equipment	51001				2.2	3.0	W14-US	6033	0,8		









# Spark Plugs









## Application Tables – Small Engine

				KW	HP	Standard			Alternative	
										
<b>CHRYSLER POWER BEE</b> <i>continued</i>										
Power Equipment	51005 / 51007			2.2	3.0	W16S-U	5044	1.0		
Power Equipment	51009 / 51011			2.2	3.0	W16S-U	5044	1.0		
Power Equipment	58011			2.9	4.0	W16LS	3035	0.8		
Power Equipment	58021			2.9	4.0	W14-US	6033	0.8		
Power Equipment	58023 / 58041			2.9	4.0	W16S-U	5044	1.0		
Power Equipment	58029 / 58031 / 58033			2.9	4.0	W16S-U	5044	1.0		
Power Equipment	58035 / 58039 / 58043			2.9	4.0	W16S-U	5044	1.0		
Power Equipment	58037			2.9	4.0	W14-US	6033	0.8		
Power Equipment	58045 / 58047 / 58049			2.9	4.0	W16S-U	5044	1.0		
Power Equipment	58051 / 58053			2.9	4.0	W16S-U	5044	1.0		
Power Equipment	61001 / 61002			5.5	7.5	W22FS-U	4025	0.8	W22FSR	4024
Power Equipment	61005 / 61006			4.0	5.5	W16FS-U	3034	0.8	W16FSR	3033
Power Equipment	61010			3.5	4.7	W22FS-U	4025	0.8	W22FSR	4024
Power Equipment	61012			5.9	8.0	W22FS-U	4025	0.8	W22FSR	4024
Power Equipment	70019 / 70033 / 70037			3.7	5.0	W16S-U	5044	1.0		
Power Equipment	70039 / 70041			3.7	5.0	W16S-U	5044	1.0		
Power Equipment	82001 / 82002			7.4	10.0	W22FS-U	4025	0.8	W22FSR	4024
Power Equipment	82003			5.1	7.0	W22FS-U	4025	0.8	W22FSR	4024
Power Equipment	82005 / 82009 / 82017			4.6	6.2	W16FS-U	3034	0.8	W16FSR	3033
Power Equipment	82006			4.6	6.2	W22FS-U	4025	0.8	W22FSR	4024
Power Equipment	82007 / 82011 / 82029			4.9	6.6	W16FS-U	3034	0.8	W16FSR	3033
Power Equipment	82008 / 82010			4.8	6.5	W16FS-U	3034	0.8	W16FSR	3033
Power Equipment	82019 / 82021 / 82023			4.6	6.2	W16FS-U	3034	0.8	W16FSR	3033
Power Equipment	82026 / 82027 / 82030			5.1	7.0	W16FS-U	3034	0.8	W16FSR	3033
Power Equipment	82031			4.9	6.7	W16FS-U	3034	0.8	W16FSR	3033
Power Equipment	82032 / 82033 / 82034 / 82036			5.1	7.0	W16FS-U	3034	0.8	W16FSR	3033
Power Equipment	82038 / 82039			7.4	10.0	W22FS-U	4025	0.8	W22FSR	4024
<b>CIFARELLI</b>										
Brushcutters	Nuvola L - 80 / C 3					W22MP-US	6049	0.5	W22MPR-U	6043
<b>CLEAN CUT</b>										
Mowers	All Models					W9LM-US	6057	0.8	W9LMR-US	6071
<b>CLINTON</b>										
Chainsaws	D-15 / D-25 / E-75 / E-95					W20M-US	6036	0.7	W20MR-U	6025
Chainsaws	D-25					W20M-US	6036	0.6	W20MR-U	6025
Chainsaws	D-35 / D-55 / D-65					W14-US	6033	0.7		
Chainsaws	E10					W22M-US	6048	0.6		
Mowers	Chief					W14-US	6033	0.8		
Mowers	Chieftan					W16P-U	3036	0.8	W16PR-U	3037
Power Equipment	100 / V-100 / VS-100 / 190 / 200					W14L	6013	0.6		
Power Equipment	405 / 406 / 407 / 408 / 409 / 410					W14L	6013	0.6		
Power Equipment	411 / 414 / 415 / 416 / 418					W14L	6013	0.6		
Power Equipment	412 / 413 / 492 / 494 / 498 / 499					W14LM-US	6035	0.6	W14LMR-US	6072
Power Equipment	419 / 420 / 422 / 424 / 426 / 429					W14L	6013	0.6		
Power Equipment	431 / 435 / 437 / 1600 / A-1600					W14L	6013	0.6		
Power Equipment	502 / 503					W16P-U	3036	0.6	W16PR-U	3037
Power Equipment	1690 / A-2100 / VS-2100 / 2190					W14L	6013	0.6		
Power Equipment	2500 / A-2500 / B-2500 / 2590					W14L	6013	0.6		
Power Equipment	2790 / 3100 / V-3100 / AV-3100					W14L	6013	0.6		
Power Equipment	A-200 / AVS-400 / CVS-400					W14L	6013	0.6		
Power Equipment	A-300 / C-700 / D-700 / VS-900					W14LM-US	6035	0.6	W14LMR-US	6072
Power Equipment	AVS-200 / 2100 / 4190					W14L	6013	0.6		
Power Equipment	BVS-400 / 401 / 402 / 403 / 404					W14L	6013	0.6		
Power Equipment	E-65					W14LM-US	6035	0.6	W14LMR-US	6072
Power Equipment	V-1000 / VS-1000 / V-1100					W14LM-US	6035	0.6	W14LMR-US	6072
Power Equipment	VS-200 / A-400 / VS-400 / 500 / 501					W14-US	6033	0.6		
Power Equipment	VS-1100 / 1200 / A-1200 / V-1200					W14LM-US	6035	0.6	W14LMR-US	6072
Power Equipment	VS-1200 / E-1290 / VS-300					W14LM-US	6035	0.6	W14LMR-US	6072
Power Equipment	VS-3100 / AVS-3100 / 3190 / 4100					W14L	6013	0.6		
Power Equipment	VS-4100 / AVS-4100 / AVS-200 / 2100 / 4190					W14L	6013	0.6		
<b>CM</b>										
	CA148L / CA180L / CA295 / CA340					W16FS-U	3034	0.5	W16FSR	3033
	CA450 / CA550					M14	5001	0.5		
	CM46 / CM80 / CM90 / CM115 / CM24/1A					W16FS-U	3034	0.5	W16FSR	3033
<b>COLUMBIA</b>										
Mowers	All Models					W9LM-US	6057	0.8	W9LMR-US	6071
Tractors		B & S Engine				W9LM-US	6057	0.8	W9LMR-US	6071

				KW	HP	Standard			Alternative	
										
<b>COLUMBIA</b> <i>continued</i>										
Tractors			Tecumseh Engine			W14LM-US	6035	0,7	W14LMR-US	6072
<b>COMET</b>										
Chainsaws	D-4 / D-58					W20M-US	6036	0,6	W20MR-U	6025
Chainsaws	D-51					W16LS	3035	0,6		
<b>COMMERCIAL CLIPPER</b>										
Mowers (Riding)	1810 / 2010 : M18		Kohler Engine					0,6	T14PR-U	5020
Mowers (Riding)	1810 / 2010 : M20		Kohler Engine					0,8	T16PR-U	5025
<b>COMPANION</b>										
Chainsaws	MS1 / MS2 / RS1 / RS2					W16FS-U	3034	0,5	W16FSR	3033
<b>CONTOUR</b>										
Mowers	All Models					W9LM-US	6057	0,8	W9LMR-US	6071
<b>CORNEL</b>										
Log Splitters						W20M-US	6036	0,6	W20MR-U	6025
<b>COUNTRY CLIPPER</b>										
Mowers (Riding)						W14-US	6033	0,8		
<b>COVENTRY VICTOR</b>										
	AN-3 / WN-3					W20ES-U	3051	0,5	W20ESR-U	3057
	Midget					W16FS-U	3034	0,5	W16FSR	3033
	Neptune AC4 / 'N' Type AN4					W22ES-U	3093	0,5	W22ESR-U	3098
	Other Models					W22ES-U	3093	0,5	W22ESR-U	3098
<b>CRAFTSMAN</b>										
Brushcutters	271 / 281514 / 281514 / 611.281514					W20M-US	6036	0,6	W20MR-U	6025
Chainsaws	1.9PS / 2.0 / 2.1A					W20M-US	6036	0,6	W20MR-U	6025
Chainsaws	271-1.8 / 271-2.7A / VL ,271 / 4.3A / VL					W20M-US	6036	0,6	W20MR-U	6025
Chainsaws	3.5 - 20 / 4.5 - 23 / Beaver 1.9					T22M-U	6041	0,6		
Chainsaws	3.7 / 3.7A / 3.7PS					W22M-US	6048	0,6		
Chainsaws	352030 / 352060 / 352090					W20M-US	6036	0,6	W20MR-U	6025
Chainsaws	35231 / 35251 / 358840 / 358860					W20M-US	6036	0,6	W20MR-U	6025
Chainsaws	358850					W20MP-U	6023	0,6		
Chainsaws	D44 / D49					W20S-U	3075	0,6	W20SR-U	3076
<b>CROWN</b>										
Mowers	Commando 218 / 220 / 221 / 221V / 220S					W14LM-US	6035	0,7	W14LMR-US	6072
Mowers	Commando 418 / 420 / 421					W14LM-US	6035	0,7	W14LMR-US	6072
<b>CUB CADET</b>										
Log Splitters			Tecumseh / B&S Eng.			W9LM-US	6057	0,8	W9LMR-US	6071
Mowers			Kohler Engine	7,3 - 8,3	10 - 12	W14L	6013	0,8		
Mowers			B & S Engine	2,5 - 8	3,5 - 11	W9LM-US	6057	0,8	W9LMR-US	6071
Mowers	M18		Kohler Engine	13.2	18.0			0,6	T14PR-U	5020
Mowers	OHV		B & S Engine	6,2 - 11	8,5 - 15			0,8	Q16PR-U	3137
<b>CUSHMAN</b>										
Mowers			'80			MA16P-U	5007	0,8	MA16PR-U	5008
Mowers	218					MA16P-U	5007	0,8	MA16PR-U	5008
<b>DACON</b>										
Mowers	All Models					W20M-US	6036	0,8	W20MR-U	6025
<b>DANARM / KAAZ</b>										
Brushcutters	J Series / V Series					W20M-US	6036	0,6	W20MR-U	6025
Brushcutters	TM 10C / TM 20					W20M-US	6036	0,5	W20MR-U	6025
Brushcutters	TM 30B					W14M-US	6034	0,5	W14MR-U	6019
Brushcutters	Tornado 18E / 24E / 33E / 40E / 50E					W20M-US	6036	0,5	W20MR-U	6025
Brushcutters	Whipper 16 / 18E					W20M-US	6036	0,5	W20MR-U	6025
Chainsaws	1-36 / 1-36-SS / 55 / 36AV / 1-36 Mk II					W22M-US	6048	0,7		
Chainsaws	110 Auto / 125 Auto.					W14-US	6033	0,7		
Chainsaws	55LH / RH / 76 / 2-36-SS / 1-71 / 1-71-SS					W22M-US	6048	0,5		
Hedge Trimmers	KT12		Kawasaki Engine			W22M-US	6048	0,6		
<b>DASCO</b>										
Log Splitters						W20M-US	6036	0,6	W20MR-U	6025
<b>DAVID BRADLEY</b>										
Chainsaws		(Ø 14mm thread)				W14-US	6033	0,5		
Chainsaws		(Ø 18mm thread)				L14-U	5000	0,6	L14R-U	5049
<b>DAYTON</b>										
Chainsaws	2Z-461 / 2Z-462 / 2Z-463 / 2Z-463B					W20M-US	6036	0,6	W20MR-U	6025
Chainsaws	2Z-573 / 2Z-760 / 2Z-970 / 2Z-970B / 2Z-971					W20M-US	6036	0,6	W20MR-U	6025
















				KW	HP	Standard			Alternative	
										
<b>DAYTON</b> <i>continued</i>										
Chainsaws	4Z-022 / 4Z-023 / 4Z-023B / 4Z-190C					W20M-US	6036	0,6	W20MR-U	6025
Chainsaws	4Z-251A / 4Z-397 / 7Z-267					W20M-US	6036	0,6	W20MR-U	6025
Chainsaws	4Z-252 / 4Z-253					W20MP-U	6023	0,5		
Chainsaws	253					W22M-US	6048	0,5		
Chainsaws	255					W20M-US	6036	0,5	W20MR-U	6025
Tractors			B & S Engine			W9LM-US	6057	0,8	W9LMR-US	6071
<b>DEINES</b>										
Mowers			Tecumseh Engine			W14-US	6033	0,8		
Mowers	Executive 64		Kohler Engine			W14-US	6033	0,6		
Mowers	Paragon		Villiers Engine			W20ES-U	3051	0,5	W20ESR-U	3057
Mowers	Premier 30 i.n. / 60 i.n.		Kohler Engine			W14-US	6033	0,6		
Mowers	Premier 30 i.n. / 60 i.n.		Dennis Engine			W16FS-U	3034	0,6	W16FSR	3033
Mowers	Swift Mk 5					W14-US	6033	0,6		
<b>DERBY</b>										
Chainsaws	3230 / 5240					W20M-US	6036	0,6	W20MR-U	6025
Chainsaws	3835 / 6240					W22M-US	6048	0,5		
<b>DIDIER</b>										
Log Splitters			B & S Engine			W9LM-US	6057	0,6	W9LMR-US	6071
<b>DISSTON</b>										
Chainsaws	KB7AY / KB6AY					W20S-U	3075	0,7	W20SR-U	3076
<b>DIXIE CHOPPER</b>										
Mowers			Kohler Engine	11.8	16.0	W14L	6013	0,8		
Mowers			Kohler Engine	14.7	20.0			0,8	T16PR-U	5025
Mowers			Kohler Engine	13.2	18.0			0,6	T14PR-U	5020
Mowers			Onan Engine	14.7	20.0			0,8	T16EPR-U	5022
<b>DIXON</b>										
Mowers	All Models					W20M-US	6036	0,8	W20MR-U	6025
<b>DOLMAR (SACHS-DOLMAR)</b>										
Brushcutters	BC250 / BC330 / BC400					T20MP-U	6040	0,5		
Brushcutters / Trimmers	MS 250		2-Stroke	25 cc	0.9	1.3		0,5	W22MPR-U	6043
Brushcutters / Trimmers	MS 2300 / MS 2600 / MS3100						W22M-US	6048	0,5	
Brushcutters / Trimmers	MS 3300 / MS 340		2-Stroke	33 cc	1.6	2.2		0,5	W22MPR-U	6043
Brushcutters / Trimmers	MS 4000		2-Stroke	39 cc	1.8	2.4		0,5	W22MPR-U	6043
Brushcutters / Trimmers	MS 4500		2-Stroke	45 cc	2.3	3.1		0,5	W22MPR-U	6043
Chainsaws	100		'82				W22M-US	6048	0,5	
Chainsaws	100 / 110		'83-				T20M-U	6039	0,5	
Chainsaws	100 / 100 S		2-Stroke	33 cc	1.3	1.8		T20MP-U	6040	0,5
Chainsaws	102		2-Stroke	39 cc	1.7	2.3		T20MP-U	6040	0,5
Chainsaws	101 / 103 / 104 / 105						W22M-US	6048	0,5	
Chainsaws	106 Model 255 / 108 / 110						W22M-US	6048	0,5	
Chainsaws	109		2-Stroke	43 cc	2.0	2.7		0,5	W22MPR-U	6043
Chainsaws	110 i		2-Stroke	43 cc	2.3	3.1		0,5	W22MPR-U	6043
Chainsaws	111		2-Stroke	52 cc	2.4	3.3		0,5	W22MPR-U	6043
Chainsaws	112 / 114 / 117 / 119						W22MP-US	6049	0,5	W22MPR-U
Chainsaws	115 i		2-Stroke	52 cc	2.7	3.7		0,5	W22MPR-U	6043
Chainsaws	116 Si		2-Stroke	60 cc	3.1	4.2		0,5	W22MPR-U	6043
Chainsaws	113 / 116		'84-				W22MP-US	6049	0,5	W22MPR-U
Chainsaws	118 / 120 / 122 / 122S / 122SL / 128MKS4 / 144 / 152						W22M-US	6048	0,5	
Chainsaws	120 Si		2-Stroke	68 cc	3.7	5.0		0,5	W22MPR-U	6043
Chainsaws	122 / 123 / 128 KMS4 (Rotary)						W22MP-US	6049	0,7	W22MPR-U
Chainsaws	123 / 133 / 153 / 160 / 166 / 170						W22MP-US	6049	0,7	W22MPR-U
Chainsaws	133 S		2-Stroke	85 cc	4.5	6.1		0,5	W22MPR-U	6043
Chainsaws	143		2-Stroke	95 cc	5.0	6.8		0,5	W22MPR-U	6043
Chainsaws	144 / 152 / 309 / 310 / S6000						W22MP-US	6049	0,5	W22MPR-U
Chainsaws	309		2-Stroke	70 cc	3.5	4.8		0,5	W22MPR-U	6043
Chainsaws	343		2-Stroke	95 cc	5.0	6.8		0,5	W22MPR-U	6043
Chainsaws	PS 340 /-341		2-Stroke	39 cc	1.7	2.3		T20MP-U	6040	0,5
Chainsaws	PS 400 /-401 /-410 /-411		2-Stroke	39 cc	1.7	2.3		T20MP-U	6040	0,5
Chainsaws	PS 6000 Si		2-Stroke	60 cc	3.1	4.2		0,6	W22MPR-U	6043
Chainsaws	PS 6800 i		2-Stroke	68 cc	3.7	5.0		0,6	W22MPR-U	6043
Chainsaws	PS 9000		2-Stroke	90 cc	4.9	6.7		0,7	W22MPR-U	6043
Engines	FM-33 / FM-40 / FM-45		2-Stroke		1,6 - 2,3	2,2 - 3,1		0,6	W22MPR-U	6043
<b>DUERR</b>										
Log Splitters			B & S Engine				W9LM-US	6057	0,6	W9LMR-US
Log Splitters			Tecumseh Engine				W14-US	6033	0,6	

				KW	HP					
							Standard	Alternative		
<b>DUNLOP</b>										
Mowers	All Models					W14-US	6033	0,8		
<b>DUO THERM</b>										
Mowers	All Models					W9LM-US	6057	0,8	W9LMR-US	6071
<b>DYNAMARK</b>										
Chainsaws	4201 / 4221 / 4222 / 4223					W22MP-US	6049	0,7	W22MPR-U	6043
Chainsaws	4241 / 4242 / 4243 / 4244					W22MP-US	6049	0,7	W22MPR-U	6043
Garden Tractors					B & S Engine	W9LM-US	6057	0,8	W9LMR-US	6071
Garden Tractors					Tecumseh Engine	W14-US	6033	0,6		
Mowers	All Models					W20M-US	6036	0,8	W20MR-U	6025
<b>E-Z MO</b>										
Mowers	All Models					W9LM-US	6057	0,8	W9LMR-US	6071
<b>E-Z ROLL</b>										
Mowers					Tecumseh / B&S Eng.	W9LM-US	6057	0,8	W9LMR-US	6071
<b>EAGER BEAVER</b>										
Mowers					B & S Engine	W9LM-US	6057	0,8	W9LMR-US	6071
<b>EASY WAY</b>										
Mowers	All Models					W9LM-US	6057	0,8	W9LMR-US	6071
<b>EATON</b>										
Chainsaws	8767 / 8768-9					W14-US	6033	0,6		
Chainsaws	8930 / 8932-3					W20M-US	6036	0,6	W20MR-U	6025
Mowers					B & S Engine	W9LM-US	6057	0,8	W9LMR-US	6071
Mowers					Tecumseh Engine	W14LM-US	6035	0,7	W14LMR-US	6072
<b>ECHO</b>										
Blower	PB200 / PB202 / PB400(E)					W20M-US	6036	0,6	W20MR-U	6025
Blower	PB 9					W20S-U	3075	0,6	W20SR-U	3076
Blower	ES 1000			21 cc	1.2 1.6	W22MP-US	6049	0,6	W22MPR-U	6043
Blower	PB210E / PB300E / PB1000 / PB1010					W22MP-US	6049	0,6	W22MPR-U	6043
Blower	PB4500(E) / PB4600 / PB6000					W22MP-US	6049	0,6	W22MPR-U	6043
Brushcutters	CSAH302					W20M-US	6036	0,6	W20MR-U	6025
Brushcutters	GT 140 (./-A /-B) / GTL 140 (./-A)							0,6	W20MR-U	6025
Brushcutters	GT 200 (./-A/-B /-BE/-CE) / GT 1000							0,6	W20MR-U	6025
Brushcutters	GT 160 (./-A/-AE/-E)					W20M-US	6036	0,6	W20MR-U	6025
Brushcutters	GT1100					W22MP-US	6049	0,6	W22MPR-U	6043
Brushcutters	GT 2000 / GT 2010			21 cc	1.2 1.6	W22MP-US	6049	0,6	W22MPR-U	6043
Brushcutters	GT 2100 / GT 2101 / GT 2102 / GT 2103					W22MP-US	6049	0,5	W22MPR-U	6043
Brushcutters	GT2400					W22MP-US	6049	0,6	W22MPR-U	6043
Brushcutters / Trimmers	CLS 4600			46 cc	3.4 4.6	W22MP-US	6049	0,6	W22MPR-U	6043
Brushcutters / Trimmers	RM 310 / RM 380					W22MP-US	6049	0,6	W22MPR-U	6043
Brushcutters / Trimmers	RMA 2530			24 cc	1.5 2.0	W22MP-US	6049	0,6	W22MPR-U	6043
Brushcutters / Trimmers	SRA 2190			21 cc	1.2 1.6	W22MP-US	6049	0,6	W22MPR-U	6043
Brushcutters / Trimmers	SRM 140D / SRM 141DA / SRM 141D					W20M-US	6036	0,6	W20MR-U	6025
Brushcutters / Trimmers	SRM 190					W20M-US	6036	0,6	W20MR-U	6025
Brushcutters / Trimmers	SRM 200 (./-AE /-B /-BE /-CE /-D /-DA /-DB)			21 cc		W20M-US	6036	0,6	W20MR-U	6025
Brushcutters / Trimmers	SRM 201 (F /-FA) / SRM-202 (DA /-FA)					W20M-US	6036	0,6	W20MR-U	6025
Brushcutters / Trimmers	SRM 205D / SRM 401					W20M-US	6036	0,6	W20MR-U	6025
Brushcutters / Trimmers	SRM 250 E			24 cc	1.4 1.9	W22MP-US	6049	0,6	W22MPR-U	6043
Brushcutters / Trimmers	SRM 310 E			31 cc	1.5 2.0	W22MP-US	6049	0,6	W22MPR-U	6043
Brushcutters / Trimmers	SRM 300E / SRM 300AE / SRM 302ADX / SRM 501DE					W22MP-US	6049	0,6	W22MPR-U	6043
Brushcutters / Trimmers	SRM 1500 / SRM 2300 / SRM 2301 / SRM 2310					W22MP-US	6049	0,5	W22MPR-U	6043
Brushcutters / Trimmers	SRM 2400 / SRM 2410 / SRM 2501 / SRM 2502					W22MP-US	6049	0,5	W22MPR-U	6043
Brushcutters / Trimmers	SRM 3000 / SRM 3001 / SRM 3010					W22MP-US	6049	0,5	W22MPR-U	6043
Brushcutters / Trimmers	SRM 2010			21 cc		W20M-US	6036	0,6	W20MR-U	6025
Brushcutters / Trimmers	SRM 2450			24 cc	1.2 1.6	W22MP-US	6049	0,6	W22MPR-U	6043
Brushcutters / Trimmers	SRM 3800			38 cc	2.1 2.9	W22MP-US	6049	0,6	W22MPR-U	6043
Brushcutters / Trimmers	SRM 4600			46 cc	3.4 4.6	W22MP-US	6049	0,6	W22MPR-U	6043
Brushcutters / Trimmers					B & S Engine	W9LM-US	6057	0,8	W9LMR-US	6071
Brushcutters / Trimmers	ED2000 / ED2000IA					W22MP-US	6049	0,5	W22MPR-U	6043
Chainsaws	301 / 302 / 302S / 302VL / 304 / 315 / 315VL					W20M-US	6036	0,6	W20MR-U	6025
Chainsaws	351 / 351VL					W20M-US	6036	0,6	W20MR-U	6025
Chainsaws	451VL / 452VL					W20M-US	6036	0,6	W20MR-U	6025
Chainsaws	601 / 601VL / 601S / 601SVL					W20M-US	6036	0,6	W20MR-U	6025
Chainsaws	602EVL / 602VL / 650 / 702EVL / 702VL					W20M-US	6036	0,6	W20MR-U	6025

# Spark Plugs

## Application Tables – Small Engine









					KW	HP	Standard			Alternative	
											
<b>ECHO continued</b>											
Chainsaws	60S / 80Z / 100 / 280 / S-290EVL						W20M-US	6036	0,6	W20MR-U	6025
Chainsaws	701 / 701S / 701SEL / 701VL / 701SVL						W20M-US	6036	0,6	W20MR-U	6025
Chainsaws	801 / 802 / 802S						W20M-US	6036	0,6	W20MR-U	6025
Chainsaws	S290 / 300EVL						W20M-US	6036	0,6	W20MR-U	6025
Chainsaws	280E / 290VL						W20MP-U	6023	0,6		
Chainsaws	500VL / 500EVL						W20MP-U	6023	0,6		
Chainsaws	440EVL / 550EVL / 602EVL / 602VL						W22MP-US	6049	0,6	W22MPR-U	6043
Chainsaws	610VL / 650EVL / 660EVL / 702EVL / 702VL						W22MP-US	6049	0,6	W22MPR-U	6043
Chainsaws	750EVL / 825EVL						W22MP-US	6049	0,6	W22MPR-U	6043
Chainsaws	900EVL / CS900 / 1001EVL						W22MP-US	6049	0,6	W22MPR-U	6043
Chainsaws	2800 / 2900						W22MP-US	6049	0,6	W22MPR-U	6043
Chainsaws	QV6700						W22MP-US	6049	0,6	W22MPR-U	6043
Chainsaws	CS-280 EG / CS-280 EVL / CS-285 EVL								0,6	W20MR-U	6025
Chainsaws	CS-290 EVL								0,6	W20MR-U	6025
Chainsaws	CS-6700								0,6	W22MPR-U	6043
Chainsaws	CS-300 EVL						W20MP-U	6023	0,6	W20MPR-U10	6032
Chainsaws	CS-320 EVL								0,6	W20MR-U	6025
Chainsaws	CS-330 EVL			33 cc	2.4	3.3	W20M-US	6036	0,6	W20MR-U	6025
Chainsaws	CS-400 EVL			40 cc	2.7	3.7	W20MP-U	6023	0,6		
Chainsaws	CS-400 (-./-EVL / -EVL)						W20MP-U	6023	0,6		
Chainsaws	CS-500 (-VL / -EVL) / CS-510 (EVL)						W20MP-U	6023	0,6		
Chainsaws	CS-510			2-Stroke, 1-Cyl. 49 cc					0,6	W22MPR-U	6043
Chainsaws	CS-670			2-Stroke, 1-Cyl. 67 cc					0,6	W22MPR-U	6043
Chainsaws	CS-2800						W20MP-U	6023	0,6		
Chainsaws	CS-3000 / CS-3400 / CS-3450						W22MP-US	6049	0,6	W22MPR-U	6043
Chainsaws	CS-3600			36 cc	2.4	3.3	W22MP-US	6049	0,6	W22MPR-U	6043
Chainsaws	CS-3900			40 cc	2.8	3.8	W20MP-U	6023	0,6		
Chainsaws	CS-4000			39 cc	2.9	3.9	W22MP-US	6049	0,6	W22MPR-U	6043
Chainsaws	CS-4400			Type 1-E (CDI) 43 cc					0,6	W22MPR-U	6043
Chainsaws	CS-4500 / CS-4600 / CS-4601			45 cc	3.4	4.6	W22MP-US	6049	0,6	W22MPR-U	6043
Chainsaws	CS-5500 / CS-5501			55 cc	3.9	5.3	W22MP-US	6049	0,6	W22MPR-U	6043
Chainsaws	CS-6701 / CS-8000						W22MP-US	6049	0,6	W22MPR-U	6043
Compressor	REC 600			32 cc	1.6	2.2	W22MP-US	6049	0,6	W22MPR-U	6043
Cultivators	PE 2000 / PE2200 / PE2201 / PE2400						W22MP-US	6049	0,6	W22MPR-U	6043
Hedge Trimmers	HC 140 / HC 160(A)						W20M-US	6036	0,6	W20MR-U	6025
Hedge Trimmers	HC 200 / HC 200 AE / HC 210 E						W20M-US	6036	0,6	W20MR-U	6025
Hedge Trimmers	HC 1000 / HC 1001						W20M-US	6036	0,6	W20MR-U	6025
Hedge Trimmers	HC 1500			21 cc	1.2	1.6	W20MP-U	6023	0,6		
Hedge Trimmers	HC1600						W22MP-US	6049	0,6	W22MPR-U	6043
Hedge Trimmers	HC 2000 / HC 2100						W22MP-US	6049	0,6	W22MPR-U	6043
Hedge Trimmers	HC 2400 / HC 2410						W22MP-US	6049	0,6	W22MPR-U	6043
Mowers	E 130 G / E 130 HY								0,6	W9LMR-US	6071
Power Sprayers	DM 9 / MB 400 / SHR200E						W20M-US	6036	0,6	W20MR-U	6025
Snowthrowers	ST4500 / ST4500 E						W20MP-U	6023	0,6		
<b>ECLIPSE</b>											
Mowers	All Models						W9LM-US	6057	0,8	W9LMR-US	6071
<b>ECONOMY</b>											
Tractors	K321			Kohler Engine			W14L	6013	0,8		
<b>EDKO</b>											
Brushcutters							W20M-US	6036	0,6	W20MR-U	6025
Log Splitters				B & S Engine			W9LM-US	6057	0,6	W9LMR-US	6071
Mowers	All Models						W20M-US	6036	0,8	W20MR-U	6025
<b>EFCO (EMAK)</b>											
Brushcutters	8200 / 8260 / 8300 / 8350 / 8400						W22MP-US	6049	0,5	W22MPR-U	6043
Brushcutters	Jet 300 / 301 / 400 / 401 / 450AVS						W22MP-US	6049	0,5	W22MPR-U	6043
Brushcutters	Tiger 40 / 40S / 50						W22MP-US	6049	0,5	W22MPR-U	6043
Brushcutters	TS 330 / TS 355			Emak Engine			W22MP-US	6049	0,6	W22MPR-U	6043
Brushcutters / Trimmers	8200			Emak Engine 23 cc			W22MP-US	6049	0,6	W22MPR-U	6043
Brushcutters / Trimmers	STARK 26 / 26 TR			Emak Engine 25 cc			W22MP-US	6049	0,6	W22MPR-U	6043
Brushcutters / Trimmers	8220 IC / 8260 IC / 8260(D)			Emak Engine 34 cc			W22MP-US	6049	0,6	W22MPR-U	6043
Brushcutters / Trimmers	8300 / 8300 IC			Emak Engine 31 cc			W22MP-US	6049	0,6	W22MPR-U	6043
Brushcutters / Trimmers	8350 / 8350 IC / 8355			Emak Engine 34 cc			W22MP-US	6049	0,6	W22MPR-U	6043
Brushcutters / Trimmers	8400 / 8400 IC / 8405			Emak Engine 38 cc			W22MP-US	6049	0,6	W22MPR-U	6043
Brushcutters / Trimmers	8420 / 8420 IC / 8425			Emak Engine 41 cc			W22MP-US	6049	0,6	W22MPR-U	6043
Brushcutters / Trimmers	8510 / 8510 IC / 8515			Emak Engine 50 cc			W22MP-US	6049	0,6	W22MPR-U	6043
Chainsaws	131 / 134 / 135 / 138 / 141 / 142 / 146			Emak Engine (All)			W22MP-US	6049	0,6	W22MPR-U	6043
Chainsaws	151 / 156 / 162 / 170 / 180 / 199			Emak Engine (All)			W22MP-US	6049	0,6	W22MPR-U	6043









				KW	HP	Standard 			Alternative 			
<b>EFCO (EMAK) continued</b>												
Chainsaws	131		Emak Engine 30 cc	1.1	1.5	W22MP-US	6049	0,6	W22MPR-U	6043		
Chainsaws	134 / 135		Emak Engine 34 cc			W22MP-US	6049	0,6	W22MPR-U	6043		
Chainsaws	138		Emak Engine 38 cc			W22MP-US	6049	0,6	W22MPR-U	6043		
Chainsaws	141 / 142		Emak Engine 42 cc			W22MP-US	6049	0,6	W22MPR-U	6043		
Chainsaws	146		Emak Engine 46 cc			W22MP-US	6049	0,6	W22MPR-U	6043		
Chainsaws	151		Emak Engine 50 cc			W22MP-US	6049	0,6	W22MPR-U	6043		
Chainsaws	156		Emak Engine 57 cc	3.1	4.2	W22MP-US	6049	0,6	W22MPR-U	6043		
Chainsaws	162		Emak Engine 62 cc	3.5	4.8	W22MP-US	6049	0,6	W22MPR-U	6043		
Chainsaws	170		Emak Engine 71 cc			W22MP-US	6049	0,6	W22MPR-U	6043		
Chainsaws	180		Emak Engine 81 cc			W22MP-US	6049	0,6	W22MPR-U	6043		
Chainsaws	199		Emak Engine 101 cc			W22MP-US	6049	0,6	W22MPR-U	6043		
Chainsaws	Other Models					W22MP-US	6049	0,6	W22MPR-U	6043		
Drills	TR 1540		Emak Engine 38 cc	1.3	1.8	W22MP-US	6049	0,6	W22MPR-U	6043		
Mowers	LR 43 PA		Tecna Engine	2.6	3.5			0,6	W14LMR-US	6072		
Mowers	LR 43 PB / LR 47 PB		B&S Engine	2.8	3.8			0,5	W9LMR-US	6071		
Mowers	LR 47 PA / LR 47 PAX		Tecna Engine	2.7	3.7			0,6	W14LMR-US	6072		
Mowers	LR 47 PBX / LR 47 TBX		B&S Engine	3.7	5.0			0,5	W9LMR-US	6071		
Mowers	MR 474 PB		B&S Engine	4.0	5.5			0,5	W9LMR-US	6071		
Mowers	MR 474 TB / MR 474 TBV		B&S Engine	4.0	5.5			0,5	W9LMR-US	6071		
Mowers	MR 474 TKV		Kawasaki Engine	3.7	5.0			0,6	W20EPR-U	3047		
Mowers	MR 534 TB /-TBV /-TBVE		B&S Engine	4.0	5.5			0,5	W9LMR-US	6071		
Mowers	MR 534 TK /-TKF /-TKV /-TKVF		Kawasaki Engine	3.7	5.0			0,6	W20EPR-U	3047		
Mowers	MR 534 THV		Honda Engine	3.7	5.0			0,7	W16EPR-U	3021		
Power Equipment	200 / 220		23 cc	0.6	0.8	W22MP-US	6049	0,6	W22MPR-U	6043		
Power Equipment	260 / 300					W22MP-US	6049	0,6	W22MPR-U	6043		
Power Equipment	310		31 cc	1.0	1.4	W22MP-US	6049	0,6	W22MPR-U	6043		
Power Equipment	400 / 410 / 460		38 cc	1.3	1.8	W22MP-US	6049	0,6	W22MPR-U	6043		
Power Sprayers	AT 2050 / AT 2080		Emak Engine			W22MP-US	6049	0,6	W22MPR-U	6043		
Pumps	PA 1030 / PA 1040		Emak Engine			W22MP-US	6049	0,6	W22MPR-U	6043		
Pumps	PC 1050 / PA 1100		Emak Engine			W22MP-US	6049	0,6	W22MPR-U	6043		
<b>ENCORE</b>												
Mowers			Kawasaki Engine	9.2	12.5	W14M-US	6034	0,8	W14MR-U	6019		
Mowers			B & S Engine	8.8	12.0	W9LM-US	6057	0,8	W9LMR-US	6071		
Mowers	2-Cyl		B & S Engine	13.2	18.0	W14-US	6033	0,8				
Mowers	OHV		Kawasaki Engine	10.3	14.0	W16EP-U11	3199	1,1	W16EPR-U11	3201		
<b>EXMARK</b>												
Mowers			B & S Engine			W9LM-US	6057	0,8	W9LMR-US	6071		
Mowers	FB460V		Kawasaki Engine			W14-US	6033	0,8				
Mowers	GV400		Honda Engine			W20M-US	6036	0,8	W20MR-U	6025		
Mowers	KF150		Kawasaki Engine	10.3	14.0	W16FS-U	3034	0,8	W16FSR	3033		
Mowers	OHV		Kawasaki Engine	10.3	14.0	W16EP-U11	3199	1,1	W16EPR-U11	3201		
Mowers	All Models					W9-U	6004	0,8				
<b>FALLS ROTO CLIPPER</b>												
Mowers	All Others					W9LM-US	6057	0,8	W9LMR-US	6071		
Mowers	Power Product					W20M-US	6036	0,8	W20MR-U	6025		
<b>FARMER</b>												
Chainsaws	F55 / F55A / F65					W22M-US	6048	0,7				
<b>FERRIS</b>												
Mowers	OHV		Kawasaki Engine			W20EP-U	3043	0,8	W20EPR-U	3047		
<b>FICHTEL &amp; SACHS</b>												
Brushcutters			Kawasaki Engine			W20M-US	6036	0,6	W20MR-U	6025		
Chainsaws	Sachs KS30 / KS31					W22FS-U	4025	0,6	W22FSR	4024		
Famo	50 (Saxonette)					W16FS-U	3034	0,6	W16FSR	3033		
Famo	50-1 MAX / 50-1MB					W22FS-U	4025	0,5	W22FSR	4024		
Famo	50-1MI / 50-1MINI / 50-2C / 50-2DK / 50-2DNL					W16FS-U	3034	0,6	W16FSR	3033		
Famo	50-2KDK / 50-2KS / 50-2MAKSF / 50-2MANI / 50-2MASF					W16FS-U	3034	0,6	W16FSR	3033		
Famo	50-2MAX / 50-2MLAX / 50-2MLB / 50-2MB					W22FS-U	4025	0,5	W22FSR	4024		
Famo	50-2MLC / 50-2S					W16FS-U	3034	0,6	W16FSR	3033		
Famo	50-3CN; / 50-33 / 50-3KFS					W16FS-U	3034	0,6	W16FSR	3033		
Famo	50-3KHNL / 50-3KLH					W22FS-U	4025	0,5	W22FSR	4024		
Famo	50-3LFH / 50-3LHX					W24FS-U	4038	0,5	W24FSR	4037		
Famo	50-3LFS					W16FS-U	3034	0,6	W16FSR	3033		
Famo	50-3LKH					W22FS-U	4025	0,5	W22FSR	4024		
Famo	50-3LS / 50-3MAI					W16FS-U	3034	0,6	W16FSR	3033		
Famo	50-3MAKFX					W22FS-U	4025	0,5	W22FSR	4024		



# Spark Plugs









## Application Tables – Small Engine





				KW	HP	Standard			Alternative		
											
<b>FICHTEL &amp; SACHS</b> <i>continued</i>											
Famo	50-3MAKSF / 50-3MANI / 50-3MAKI					W16FS-U	3034	0,6	W16FSR	3033	
Famo	50-3MASF / 50-3MAX / 50-3MB / 50-3MKX					W22FS-U	4025	0,5	W22FSR	4024	
Famo	50-3MLANL					W16FS-U	3034	0,6	W16FSR	3033	
Famo	50-3MLFB / 50-3MLKB / 50-3MLFB / 50-3MLKAX					W22FS-U	4025	0,5	W22FSR	4024	
Famo	50-3NL					W16FS-U	3034	0,6	W16FSR	3033	
Famo	50-4CFNL					W16FS-U	3034	0,6	W16FSR	3033	
Famo	50-4FDX / 50-4EKF					W22FS-U	4025	0,5	W22FSR	4024	
Famo	50-4LFHNL					W24FS-U	4038	0,5	W24FSR	4037	
Famo	50-4LFNL / 50-5LKS					W16FS-U	3034	0,6	W16FSR	3033	
Famo	50-4LKH / 50-4MLFANL / 50-4MLFB / 50-4MLKAX					W22FS-U	4025	0,5	W22FSR	4024	
Famo	50-6AGS					W27FS-U	4052	0,6	W27FSR	4054	
Famo	50-6BGS					W24FS-U	4038	0,5	W24FSR	4037	
Famo	50-6SW					W27ES-U	4046	0,5	W27ESR-U	4045	
Famo	50ADX / 50ADLX / 50AEX / 50AMALX / 50AMAX					W22FS-U	4025	0,5	W22FSR	4024	
Famo	50ALS / 50AMAI / AMASF					W16FS-U	3034	0,6	W16FSR	3033	
Famo	50AML / 50AMLC / 50AMLS / 50AS / 50MC / 50-1MASF					W16FS-U	3034	0,6	W16FSR	3033	
Famo	50S / 50SA / 80S					W24FS-U	4038	0,5	W24FSR	4037	
Famo	50SW					W27ES-U	4046	0,4	W27ESR-U	4045	
Famo	501-3BF / 501-3BKF					W16FS-U	3034	0,6	W16FSR	3033	
Famo	501-4AKFX / 501-4BF / 501-4BKF / 501-4CKF					W22FS-U	4025	0,5	W22FSR	4024	
Famo	502-1A / 502-1ACH / 502-1ADK					W16FS-U	3034	0,6	W16FSR	3033	
Famo	502-1AKFX					W22FS-U	4025	0,5	W22FSR	4024	
Famo	502-1ANL / 502-1AS / 502-1ASF / 502-1AX / 502-1B					W16FS-U	3034	0,6	W16FSR	3033	
Famo	503-2BLCH					W16FS-U	3034	0,6	W16FSR	3033	
Famo	503-ABLCH					W22FS-U	4025	0,5	W22FSR	4024	
Famo	504-1A / 504-1ADK / 504-1ANL / 504-1B / 504-1BS					W16FS-U	3034	0,6	W16FSR	3033	
Famo	504-1C / 504-2A / 504-2B					W16FS-U	3034	0,6	W16FSR	3033	
Famo	505-1A / 505-1B / 505-1C					W16FS-U	3034	0,6	W16FSR	3033	
Famo	505-2AKS / 505-2AKSF / 505-2ANL					W16FS-U	3034	0,6	W16FSR	3033	
Famo	505-2B / 505-2C / 505-2CK / 505-2D / 505-2DK					W16FS-U	3034	0,6	W16FSR	3033	
Famo	506-4AKF					W16FS-U	3034	0,6	W16FSR	3033	
Famo	1001-5A / 1001-6B / 1001-6C					W24FS-U	4038	0,5	W24FSR	4037	
Famo	1001-5AGS / 1001-6BGS / 1001-6CGS					W27FS-U	4052	0,6	W27FSR	4054	
Famo	1251-5A / 1251-5B					W24FS-U	4038	0,5	W24FSR	4037	
Famo	1251-5AGS / 1251-5CMC / 1251-5EMC					W27FS-U	4052	0,5	W27FSR	4054	
Famo	1251-5AL					W22FS-U	4025	0,5	W22FSR	4024	
Famo	1251-6B / 1251-6C					W24FS-U	4038	0,5	W24FSR	4037	
Famo	1251-BGS / 1251-4D / 1251-6DGS					W27FS-U	4052	0,6	W27FSR	4054	
Famo	1252-7A					W27ES-U	4046	0,6	W27ESR-U	4045	
Famo	2001 / 2401-7A / 2501-5AMC / 2501-7A / 2551-7A					W27ES-U	4046	0,6	W27ESR-U	4045	
KC	27					W22ES-U	3093	0,5	W22ESR-U	3098	
KM	48 / 914A					W16FS-U	3034	0,6	W16FSR	3033	
Mowers			Sachs Engine			W16FS-U	3034	0,5	W16FSR	3033	
Sachs	50					W22FS-U	4025	0,6	W22FSR	4024	
Sachs	50S / 80S					W22FS-U	4025	0,6	W22FSR	4024	
Sachs	51 / 75RM / 76RM / SB96					W16FS-U	3034	0,6	W16FSR	3033	
Sachs	1004S / 1005S					M22	5003	0,6			
Sachs	175 / 200 / 1003 / 1004					M22	5003	0,5			
Sachs	501					W22FS-U	4025	0,5	W22FSR	4024	
Sachs	505 / 508					W16FS-U	3034	0,5	W16FSR	3033	
Sabo (SB)	SB 93		98 cc	1.7	2.3	W14F-U	4012	0,5	W14FR-U	4017	
Sabo (SB)	SB 102		102 cc	2.0	2.8	W16FS-U	3034	0,5	W16FSR	3033	
Sabo (SB)	SB 126 (. / -A / -B)		132 cc	2.7	3.7	W16FS-U	3034	0,5	W16FSR	3033	
Sabo (SB)	SB 130		123 cc	2,1 - 2,4	2,9 - 3,3			0,5	W14PR-U	6021	
Sabo (SB)	SB 130 L / SB 130 SL		123 cc	2.1	2.9			0,5	W14PR-U	6021	
Sabo (SB)	SB 135		123 cc	2.2	3.0			0,5	W14PR-U	6021	

				KW	HP	Standard			Alternative	
										
<b>FICHTEL &amp; SACHS</b> <i>continued</i>										
Sabo (SB)	SB 140		142 cc	2,5 - 2,8	3,4 - 3,8			0,5	W14PR-U	6021
Sabo (SB)	SB 140 SL		142 cc	2.6	3.5			0,5	W14PR-U	6021
Sabo (SB)	SB 151 (.. / -A / -B)		151 cc	3.3	4.5	W16FS-U	3034	0,5	W16FSR	3033
Sabo (SB)	SB 152		151 cc	3.1	4.2	W16FS-U	3034	0,5	W16FSR	3033
Sabo (SB)	SB 220		123 cc	2.0	2.7			0,5	W14PR-U	6021
Sabo (SB)	SB 123 / SB 125 / SB 150					W16FS-U	3034	0,6	W16FSR	3033
Sabo (SB)	97	(Ø 14mm thread)				W16FS-U	3034	0,6	W16FSR	3033
Sabo (SB)	97	(Ø 18mm thread)				M14	5001	0,5		
Stamo	ST 30 / ST 50		Partial load			W16FS-U	3034	0,5	W16FSR	3033
Stamo	ST 30 / ST 50		Full load			W20FS-U	3073	0,5	W20FSR-U	6053
Stamo	ST 75 / ST 76		Partial load 75 cc	2.0	2.7	W16FS-U	3034	0,5	W16FSR	3033
Stamo	ST 75 / ST 76		Full load 75 cc	2.0	2.7	W22FS-U	4025	0,5	W22FSR	4024
Stamo	ST 96		Partial load 93 cc	2.7	3.7	W16FS-U	3034	0,5	W16FSR	3033
Stamo	ST 96		Full load 93 cc	2.7	3.7	W22FS-U	4025	0,5	W22FSR	4024
Stamo	ST 102 / ST 126 / ST 151		Partial load	2,2 - 4,4	3,0 - 6	W16FS-U	3034	0,5	W16FSR	3033
Stamo	ST 102 / ST 126 / ST 151		Full load	2,2 - 4,4	3,0 - 6	W22FS-U	4025	0,5	W22FSR	4024
Stamo	ST 203		Partial load 202 cc	4,4 - 6,3	6,0 - 8,5	M14	5001	0,5		
Stamo	ST 203		Full load 202 cc	4,4 - 6,3	6,0 - 8,5	M22	5003	0,5		
Stamo	ST 204 / ST 251	(Ø 14mm thread)	Partial load	4,4 - 7,1	6,0 - 9,7	W16FS-U	3034	0,5	W16FSR	3033
Stamo	ST 204 / ST 251	(Ø 14mm thread)	Full load	4,4 - 7,1	6,0 - 9,7	W22FS-U	4025	0,5	W22FSR	4024
Stamo	ST 204 / ST 251	(Ø 18mm thread)	Partial load	4,4 - 7,1	6,0 - 9,7	M14	5001	0,5		
Stamo	ST 204 / ST 251	(Ø 18mm thread)	Full load	4,4 - 7,1	6,0 - 9,7	M22	5003	0,5		
Stamo	ST 282		275 cc	6,2 - 8,0	8,5 - 11,0	M22	5003	0,5		
Stamo	ST 301 A / SB 301 AB							0,5	W14PR-U	6021
Power Equipment	Series 504 / 505 / 508					W16FS-U	3034	0,8	W16FSR	3033
Power Equipment	ST - 96 / ST - 151					W22FS-U	4025	0,5	W22FSR	4024
Power Equipment	ST - 204 / ST - 251 / ST -282					M22	5003	0,5		
<b>FLEURELLE</b>										
Mowers	BA 471 (Tecumseh centura 50 DX)		Tecumseh 163 cc 50 DX	3.3	4.5			0,7	W9LMR-US	6071
<b>FLOWTRON</b>										
Log Splitters						W20M-US	6036	0,6	W20MR-U	6025
<b>FLYMO</b>										
Mowers			Aspera Engine			W14-US	6033	0,8		
Mowers			B & S Engine			W20M-US	6036	0,7	W20MR-U	6025
Mowers			Tecna Engine			W14LM-US	6035	0,6	W14LMR-US	6072
Mowers	EC10		Robin Engine			W14-US	6033	0,8		
Mowers	KAV74		Kirby Engine			W9P-U	6006	0,5	W9PR-U	6007
<b>FORD</b>										
Chainsaws	Eagle I,Eagle II,Hawk					W20M-US	6036	0,6	W20MR-U	6025
Log Splitters						W20M-US	6036	0,6	W20MR-U	6025
Mowers	All Models					W20M-US	6036	0,8	W20MR-U	6025
Tractors			B & S Engine			W9LM-US	6057	0,8	W9LMR-US	6071
Tractors			Tecumseh Engine			W14-US	6033	0,8		
Tractors	K241 / K321 / K301 / K341 / K532		Kohler Engine			W14L	6013	0,8		
<b>FORESTER</b>										
Chainsaws	CS-100 / CS350 / CS-580					W14M-US	6034	0,7	W14MR-U	6019
<b>FRONTIER - TML</b>										
Chainsaws	Einhell / Fercard / Rocky					W22M-US	6048	0,7		
Chainsaws	F35 / FB35					W22M-US	6048	0,7		
Chainsaws	F35VIP / FB35VIP					W22M-US	6048	0,7		
Chainsaws	Greens B / Pioneer / Ranch					W22M-US	6048	0,7		
Chainsaws	Mark I / VIP					W22M-US	6048	0,7		
Chainsaws	Star Diffusion					W22M-US	6048	0,7		
<b>FUJI (ROBIN)</b>										
Brushcutters	NB02 / NB16 / -F / -Z					W22M-US	6048	0,6		
Brushcutters	NB03 / NB04 / NB 30 / NB40					W22FS-U	4025	0,6	W22FSR	4024
Brushcutters	NB23 / -F / -M / -S					W22M-US	6048	0,7		

# Spark Plugs

## Application Tables – Small Engine








				KW	HP	Standard			Alternative			
												
<b>FUJI (ROBIN) continued</b>												
Brushcutters	NB26 / NB26AW / NB31 / NB31AU / NB50 (L)					W22M-US	6048	0,7				
Brushcutters	NB171 / NB211 / NB231					W22M-US	6048	0,7				
Brushcutters	NB262 / NB263 / NB351 / NB411 / NB411AU					W22MP-US	6049	0,7	W22MPR-U	6043		
Brushcutters	NBF171 / NBF211 / NBF231					W22M-US	6048	0,7				
Brushcutters	NBK23 / NBK231 / NBK232		20 cc	0.8	1.1	W22M-US	6048	0,7				
Brushcutters	NBT415 / NBPT415					W22MP-US	6049	0,7	W22MPR-U	6043		
Generators	R 550							0,7	W14MR-U	6019		
Generators	RGX 370 / RGX 480							0,7	W14FPR-U	4184		
Generators	RGX 150 / RGX 200 / RGX270							0,7	W20FSR-U	6053		
Generators	R1000							0,7	W20FSR-U	6053		
Power Equipment	EC01 A / ER / R		2-Stroke			W22M-US	6048	0,7				
Power Equipment	EC02 ER / EHR / F / G		2-Stroke	22 cc	0.7	1.1	W22M-US	6048	0,7			
Power Equipment	EC03 F / EC05 M		2-Stroke			W22M-US	6048	0,7				
Power Equipment	EC03 ER / EC04ER / EC025 E		2-Stroke			W22MP-US	6049	0,7	W22MPR-U	6043		
Power Equipment	EC06		2-Stroke			W20FS-U	3073	0,7	W20FSR-U	6053		
Power Equipment	EC08 / EC17		2-Stroke			W22FS-U	4025	0,7	W22FSR	4024		
Power Equipment	EC10		2-Stroke	98 cc	2.9	4.0	W14-US	6033	0,7			
Power Equipment	EC12		2-Stroke	118 cc	3.7	5.0	W20M-US	6036	0,7	W20MR-U	6025	
Power Equipment	EC022 G / EC025 G		2-Stroke			W22M-US	6048	0,7				
Power Equipment	EH09		4-Stroke	86 cc	1.8	2.4	W20M-US	6036	0,7	W20MR-U	6025	
Power Equipment	EH12		4-Stroke	121 cc	2.9	4.0	W20ES-U	3051	0,7	W20ESR-U	3057	
Power Equipment	EH12-2		4-Stroke	121 cc	2.9	4.0	W20FS-U	3073	0,7	W20FSR-U	6053	
Power Equipment	EH17		4-Stroke	172 cc	4.5	6.0	W20FS-U	3073	0,7	W20FSR-U	6053	
Power Equipment	EH17-2		4-Stroke	172 cc	4.5	6.0	W20FS-U	3073	0,7	W20FSR-U	6053	
Power Equipment	EH25		4-Stroke	251 cc	6.3	8.5	W20FS-U	3073	0,7	W20FSR-U	6053	
Power Equipment	EH25-2		4-Stroke	251 cc	6.3	8.5	W20FS-U	3073	0,7	W20FSR-U	6053	
Power Equipment	EH30		4-Stroke	291 cc	6.6	9.0	W20EP-U	3043	0,7	W20EPR-U	3047	
Power Equipment	EH34		4-Stroke	338 cc	8.1	11.0	W20EP-U	3043	0,7	W20EPR-U	3047	
Power Equipment	EH36		4-Stroke	404 cc	8.6	11.5	W20EP-U	3043	0,7	W20EPR-U	3047	
Power Equipment	EH41		4-Stroke	404 cc	10.1	13.5	W20EP-U	3043	0,7	W20EPR-U	3047	
Power Equipment	EH63		4-Stroke	653 cc	13.4	18.0	W20EP-U	3043	0,7	W20EPR-U	3047	
Power Equipment	EH63V		4-Stroke	653 cc	13.4	18.0	W20EP-U	3043	0,7	W20EPR-U	3047	
Power Equipment	EH64		4-Stroke	653 cc	15.3	20.5	W20EP-U	3043	0,7	W20EPR-U	3047	
Power Equipment	EH65		4-Stroke	653 cc	16.4	22.0	W20EP-U	3043	0,7	W20EPR-U	3047	
Power Equipment	EH65V		4-Stroke	653 cc	16.4	22.0	W20EP-U	3043	0,7	W20EPR-U	3047	
Power Equipment	EH72		4-Stroke	653 cc	18.6	25.0		0,7	W20EPR-U	3047		
Power Equipment	EY 08		4-Stroke	77 cc	1.5	2.0	W14M-US	6034	0,7	W14MR-U	6019	
Power Equipment	EY10 / EY13 / EY14 / EY18		4-Stroke			W20FS-U	3073	0,7	W20FSR-U	6053		
Power Equipment	EY15		4-Stroke	143 cc	3.6	3.5	W20FS-U	3073	0,7	W20FSR-U	6053	
Power Equipment	EY21		4-Stroke			W14F-U	4012	0,7	W14FR-U	4017		
Power Equipment	EY23		4-Stroke	225 cc	4.4	6.0	W14FP-U	4013	0,5	W14FPR-U	4184	
Power Equipment	EY28		4-Stroke	273 cc	5.5	7.5	W20FP-U	3068	0,7	W20FPR-U	3070	
Power Equipment	EY20 / EY25 / EY27 / EY33		4-Stroke			W20FS-U	3073	0,7	W20FSR-U	6053		
Power Equipment	EY35 / EY40 / EY44 / EY150		4-Stroke			W20FS-U	3073	0,7	W20FSR-U	6053		
Power Equipment	EX13		4-Stroke	126 cc	3.2	4.3	W20FS-U	3073	0,7	W20FSR-U	6053	
Power Equipment	EX17		4-Stroke	169 cc	4.3	5.7	W20FS-U	3073	0,7	W20FSR-U	6053	
Power Equipment	EX21		4-Stroke	211 cc	5.2	7.0	W20FS-U	3073	0,7	W20FSR-U	6053	
Power Equipment	EX27		4-Stroke	265 cc	6.7	9.0	W20FS-U	3073	0,7	W20FSR-U	6053	
<b>FUTURA</b>												
Log Splitters			Tecumseh Engine			W14-US	6033	0,6				
<b>GARDEN PRIDE</b>												
Mowers	All Models					W20M-US	6036	0,8	W20MR-U	6025		
<b>GARDEN PRO</b>												
Tractors			B & S Engine			W9LM-US	6057	0,8	W9LMR-US	6071		
<b>GIANT MOW</b>												
Mowers			B & S Engine			W9LM-US	6057	0,8	W9LMR-US	6071		
Mowers	FB460V		Kawasaki Engine			W14-US	6033	0,8				
Mowers	GV400		Honda Engine			W14-US	6033	0,8				
<b>GIANT VAC</b>												
Log Splitters			B & S Engine			W9LM-US	6057	0,6	W9LMR-US	6071		
<b>GILSON</b>												
Mowers	All Models					W20M-US	6036	0,8	W20MR-U	6025		
<b>GOLDEN BOY</b>												
Mowers	All Models					W20M-US	6036	0,8	W20MR-U	6025		
<b>GOLDEN STAR</b>												
Brushcutters	KFB633DX / KFB640DX					W20M-US	6036	0,6	W20MR-U	6025		









				KW	HP	Standard			Alternative	
										
<b>GOLDEN STAR</b> <i>continued</i>										
Brushcutters	KFS218LD / KFS418DX / KFS424DX					W20M-US	6036	0,6	W20MR-U	6025
<b>GOLF</b>										
Mowers	All Models					W20M-US	6036	0,8	W20MR-U	6025
<b>GODALL</b>										
Garden Tractors						W14-US	6033	0,7		
<b>GRAINGER</b>										
Chainsaws	2Z573 / 2Z760 / 2Z970 / 2Z971					W20M-US	6036	0,6	W20MR-U	6025
Chainsaws	4Z022 / 4Z023					W20M-US	6036	0,6	W20MR-U	6025
<b>GRASS MASTER (PRO-TURF)</b>										
Mowers			B & S Engine			W9LM-US	6057	0,8	W9LMR-US	6071
<b>GRASSHOPPER</b>										
Mowers	K341		Kohler Engine			W14L	6013	0,8		
<b>GRAVELY</b>										
Mowers			B & S Engine			W20M-US	6036	0,7	W20MR-U	6025
Mowers			B & S Engine			W9LM-US	6057	0,8	W9LMR-US	6071
Mowers			Continental			W16FP-U	4019	0,7	W16FPR-U	4192
Mowers			Kohler Engine			W14LM-US	6035	0,7	W14LMR-US	6072
Mowers			Kohler Engine			W9LM-US	6057	0,8	W9LMR-US	6071
Mowers			Onan Engine			W16LS	3035	0,7		
Mowers	Riding		Kohler Engine			W16LS	3035	0,7		
<b>GREEN ACRES</b>										
Mowers	All Models					W20M-US	6036	0,8	W20MR-U	6025
Tractors						W20M-US	6036	0,7	W20MR-U	6025
<b>GREEN MACHINE</b>										
Brushcutters	All Models					W22M-US	6048	0,7		
Chainsaws	7100 / 7200 / 7400					W20M-US	6036	0,7	W20MR-U	6025
Chainsaws	7600 / 7700					W22MP-US	6049	0,7	W22MPR-U	6043
<b>GREENS</b>										
Mowers			Villiers			W22FS-U	4025	0,5	W22FSR	4024
Mowers	Zephyr		B & S Engine			W14-US	6033	0,7		
<b>GULF</b>										
Mowers			B & S Engine			W9LM-US	6057	0,8	W9LMR-US	6071
Mowers			Tecumseh Engine			W14-US	6033	0,8		
<b>GUTBROD</b>										
Mowers	HB40 / HB40L / HB45 / HB45E / HB45LE / HB45REL		B & S Engine			W20M-US	6036	0,5	W20MR-U	6025
Mowers	HB46-2T		B & S Engine			W20M-US	6036	0,5	W20MR-U	6025
Mowers	HB46-4T		Tecna Engine			W20M-US	6036	0,5	W20MR-U	6025
Mowers	HB46R / HB55R					W20M-US	6036	0,5	W20MR-U	6025
Mowers	HB255REL / SB51R					W20M-US	6036	0,5	W20MR-U	6025
Mowers	Prof 430G / 510		B & S Engine			W20M-US	6036	0,5	W20MR-U	6025
Mowers	Prof 510FSR		Sachs Engine			W20M-US	6036	0,5	W20MR-U	6025
Power Equipment	140V4 / 162MS4 / 245H4 / 245HL4 / 245HR4					W14LM-US	6035	0,5	W14LMR-US	6072
Tractors	510EBS / 610EBS / 610EBS		Tecumseh Engine			W20M-US	6036	0,5	W20MR-U	6025
Tractors	BM100-2G / MB60-30 / MB60-52					W20M-US	6036	0,5	W20MR-U	6025
Tractors	BM100-4BS / ZB100 / BM700		B & S Engine			W20M-US	6036	0,5	W20MR-U	6025
Tractors	SR800					W16FS-U	3034	0,5	W16FSR	3033
<b>HAHN</b>										
Mowers	All Models					W14-US	6033	0,8		
<b>HAKO</b>										
Mowers		(Ø 14mm thread)	JLO Engine			W22FS-U	4025	0,6	W22FSR	4024
Mowers		(Ø 18mm thread)	JLO Engine			M22	5003	0,6		
Mowers	Hakoboy 8611					M22	5003	0,6		
Mowers	Hako Combinette / Hako Variette		F & S Engine			W16FS-U	3034	0,6	W16FSR	3033
Mowers	Hakorette 150 / 200					W16FS-U	3034	0,6	W16FSR	3033
Mowers	Hakorette 5003 / 5004 / 5005 / 5007					M22	5003	0,6		
Mowers	Hakorette 5008 / 5027 / 5035					M22	5003	0,6		
Mowers	Hakotrac 700 / 1000					W14-US	6033	0,6		
Mowers	Hakotrac 1200 / 1400					W16FS-U	3034	0,6	W16FSR	3033
Mowers	Hakotrac 2000					W16LS	3035	0,6		
Mowers			B & S Engine			W20M-US	6036	0,6	W20MR-U	6025
Mowers	Rasentrac 800E					W14-US	6033	0,6		
<b>HANNIBAL</b>										
Mowers	All Models					W9LM-US	6057	0,8	W9LMR-US	6071
<b>HAYTER</b>										
Mowers			B & S Engine			W20M-US	6036	0,7	W20MR-U	6025
Mowers			Kohler Engine			W14LM-US	6035	0,7	W14LMR-US	6072



# Spark Plugs








## Application Tables – Small Engine









				KW	HP	Standard			Alternative	
										
<b>HAYTER</b> <i>continued</i>										
Mowers			Tecumseh Engine			W14LM-US	6035	0,7	W14LMR-US	6072
<b>HECKENDORN</b>										
Mowers			B & S Engine			W9LM-US	6057	0,8	W9LMR-US	6071
Mowers			Kohler Engine			W14L	6013	0,8		
Mowers			Wisconsin Engine			L14-U	5000	0,8	L14R-U	5049
<b>HEFTY</b>										
Tractors			B & S Engine			W9LM-US	6057	0,8	W9LMR-US	6071
<b>HIRTH</b>										
Mowers	240 / 241					W16FS-U	3034	0,6	W16FSR	3033
Power Equipment	04		40 cc	1.5	2.0	W22MP-US	6049	0,5	W22MPR-U	6043
Power Equipment	08		48 cc	2.2	3.1	W22FS-U	4025	0,5	W22FSR	4024
Power Equipment	102 / 241					W16FS-U	3034	0,5	W16FSR	3033
Power Equipment	1440		133 cc	2.9	4.0	W20FS-U	3073	0,5	W20FSR-U	6053
Power Equipment	152		141 cc	3.7	5.0	W20FS-U	3073	0,5	W20FSR-U	6053
Power Equipment	151	(Ø 18mm thread)	141 cc	3.7	5.0	M17	5002	0,5		
Power Equipment	84 / 85 / 112	(Ø 18mm thread)				M14	5001	0,5		
Power Equipment	263		383 cc	20.0	28.0	W22ES-U	3093	0,5	W22ESR-U	3098
Power Equipment	2702		520 cc	29.0	40.0	W24FS-U	4038	0,5	W24FSR	4037
<b>HMC</b>										
Chainsaws	Green Machine		Zenoah Engine			W22M-US	6048	0,7		
<b>HOFFCO</b>										
Brushcutters / Trimmers			B & S Engine			W9LM-US	6057	0,8	W9LMR-US	6071
Brushcutters / Trimmers			Kawasaki Engine			W20M-US	6036	0,7	W20MR-U	6025
Brushcutters / Trimmers	638 - 16 Eng.					W14-US	6033	0,7		
Brushcutters / Trimmers	Alladin (Fuji)					W22M-US	6048	0,7		
Brushcutters / Trimmers	AV52 Power Product					W14-US	6033	0,6		
Brushcutters / Trimmers	B16 Little Hoe					W20MP-U	6023	0,6		
Brushcutters / Trimmers	BP550					W9-U	6004	0,8		
Brushcutters / Trimmers	Critter					T20M-U	6039	0,7		
Brushcutters / Trimmers	EC02R / EC01R					W20M-US	6036	0,7	W20MR-U	6025
Brushcutters / Trimmers	GT210 / GT211 / JP260					T20M-U	6039	0,7		
Brushcutters / Trimmers	GTX - R / Genie (Fuji)					W22M-US	6048	0,7		
Brushcutters / Trimmers	H1AH / G1AH / F2-2					W20M-US	6036	0,7	W20MR-U	6025
Brushcutters / Trimmers	HB220 / WT250HT					W20M-US	6036	0,7	W20MR-U	6025
Brushcutters / Trimmers	HB250					T20MP-U	6040	0,6		
Brushcutters / Trimmers	HD					W16LS	3035	0,7		
Brushcutters / Trimmers	JP300 / JP390 / XL					W20M-US	6036	0,7	W20MR-U	6025
Brushcutters / Trimmers	Little Hoe					W22MP-US	6049	0,6	W22MPR-U	6043
Brushcutters / Trimmers	MP633					W20M-US	6036	0,7	W20MR-U	6025
Brushcutters / Trimmers	PH980 / PH1700-A					W14LM-US	6035	0,7	W14LMR-US	6072
Brushcutters / Trimmers	WW / & P Series AV250					W14LM-US	6035	0,7	W14LMR-US	6072
Chainsaws	All West Bend Engines					W16LS	3035	0,7		
Chainsaws	D4 / D58 / T4 / T58					W20M-US	6036	0,8	W20MR-U	6025
Chainsaws	P10A / Power Scythe					W14-US	6033	0,7		
Chainsaws	S480 Series / Super 510					W20M-US	6036	0,7	W20MR-U	6025
Chainsaws	Sickle Bar (Fuji)					W22M-US	6048	0,7		
Chainsaws	Super 88 / D51 / S510					W16LS	3035	0,8		
Chainsaws	Timberline T47					W14-US	6033	0,8		
Chainsaws	Timberline T81					W20S-U	3075	0,8	W20SR-U	3076
Chainsaws	V - 3					W14-US	6033	0,8		
Mowers			B & S Engine			W9LM-US	6057	0,8	W9LMR-US	6071
Mowers	Fuji Robin					W22M-US	6048	0,8		
Mowers	Power Product					W14-US	6033	0,8		
<b>HOME PRO</b>										
Mowers			B & S Engine			W9LM-US	6057	0,8	W9LMR-US	6071
Mowers			Tecumseh Engine			W14-US	6033	0,8		
<b>HOMELITE</b>										
Blower	HB 180		25 cc	0.6	0.8	T20MP-U	6040	0,6		
Brushcutters / Trimmers	HK18 / HK24 / HK28 / HK33					W20M-US	6036	0,6	W20MR-U	6025
Brushcutters / Trimmers	ST80 / ST90 / ST100 / ST120					T20MP-U	6040	0,6		
Brushcutters / Trimmers	ST150 / ST160 / ST160A / ST180 / ST200					T20MP-U	6040	0,7		
Brushcutters / Trimmers	ST155 / ST165 / ST175 / ST175BC					T20MP-U	6040	0,6		
Brushcutters / Trimmers	ST165 / ST185 / ST285 / ST385 / ST485					T20MP-U	6040	0,6		
Brushcutters / Trimmers	ST400 / XLBC - 4					W22M-US	6048	0,6		
Chainsaws	150 / 190 All Models					T20M-U	6039	0,6		
Power Equipment	200 All Models		33 cc	1.4	1.9	T20MP-U	6040	0,6		
Chainsaws	240 / 330 / 410 / 540 / 245HG / 245SL					T20MP-U	6040	0,6		

				KW	HP	Standard			Alternative	
										
<b>HOMELITE</b> <i>continued</i>										
Chainsaws	250 All Models					T20MP-U	6040	0,6		
Chainsaws	290 / 340					W22MP-US	6049	0,6	W22MPR-U	6043
Chainsaws	300 / 410					W22MP-US	6049	0,6	W22MPR-U	6043
Chainsaws	330					T20M-U	6039	0,6		
Chainsaws	350 / 380					W22M-US	6048	0,6		
Chainsaws	450 / 550					T22M-U	6041	0,6		
Chainsaws	540					T20MP-U	6040	0,6		
Chainsaws	650 / 750 All Models					W22M-US	6048	0,6		
Chainsaws	945 / 955					W22M-US	6048	0,6		
Chainsaws	1050 / Super 1050					W22M-US	6048	0,6		
Chainsaws	2100 Super / 2100S / 3100G					W22M-US	6048	0,6		
Chainsaws	C72					W20S-U	3075	0,6	W20SR-U	3076
Chainsaws	Mini Models					T22M-U	6041	0,6		
Chainsaws	Super 2 / VI-Super-2 / XL-2					T20M-U	6039	0,6		
Chainsaws	Super 2 / Super EZ-AO					T22M-U	6041	0,6		
Chainsaws	Super 2100					W22M-US	6048	0,6		
Chainsaws	Super EZ - AO / EZ					T22M-U	6041	0,6		
Chainsaws	Super Wiz 55 / 66 / C72					W22M-US	6048	0,6		
Chainsaws	Super Wiz 80					W16S-U	5044	0,6		
Chainsaws	Super XL / Super XL-AO / XL 123 / VI 123 XL650F					W22M-US	6048	0,6		
Chainsaws	Super XL-925 / VI-944 / VI955					W22M-US	6048	0,6		
Chainsaws	XL-12 / XL100A					W20M-US	6036	0,6	W20MR-U	6025
Chainsaws	XL-123 / VI-123 / XL-660F					W22M-US	6048	0,6		
Chainsaws	XL-923 / XL-923A					W22M-US	6048	0,6		
Chainsaws	XL-925 VI-944 / VI-955					W22M-US	6048	0,6		
Lawn Tractors	E150 - 2					W22MP-US	6049	0,6	W22MPR-U	6043
Lawn Tractors	E300HD / RE1030E / RE1230E / RE380 / RE830E					W9LM-US	6057	0,8	W9LMR-US	6071
Lawn Tractors	TR - 5 / FT - 5					W9LM-US	6057	0,8	W9LMR-US	6071
Mowers			B & S Engine			W9LM-US	6057	0,8	W9LMR-US	6071
Mowers			Tecumseh Engine			W14LM-US	6035	0,7	W14LMR-US	6072
Mowers	HSD20 / HSD20P / HSD20V					W9LM-US	6057	0,7	W9LMR-US	6071
Mowers	HSD20-2 / HSD20P-2 / HSC20-2					W9LM-US	6057	0,8	W9LMR-US	6071
Power Equipment	HT 17		16 cc	0.3	0.4	T20MP-U	6040	0,6		
Power Equipment	XL-TI		30 cc	0.8	1.1	T20MP-U	6040	0,6		
Power Equipment	250		41 cc	1.7	2.3	W22MP-US	6049	0,6	W22MPR-U	6043
Power Equipment	300		49 cc	2.4	3.3	W22MP-US	6049	0,6	W22MPR-U	6043
Tractors	Garden / Lawn					W20M-US	6036	0,6	W20MR-U	6025
Tractor / Cultivator	HCM20 / HCM20P-5 / HCM20P-5G					W9LM-US	6057	0,8	W9LMR-US	6071
<b>HOMESTEADER</b>										
Garden Tractors			B & S Engine			W9LM-US	6057	0,8	W9LMR-US	6071
Garden Tractors	M16		Kohler Engine	11.8	16.0	W14L	6013	0,8		
<b>HONDA</b>										
Brushcutters / Trimmers	UMT 20 S / UMT 24 S / UMT 24 D		2-Stroke					0,7	W20MPR-U10	6032
Brushcutters / Trimmers	UMT 28 D / UMT 32 D / UMT 32 FX		2-Stroke					0,7	W20MPR-U10	6032
Brushcutters / Trimmers	UMT 41 DF / UMT 51 DF / UMT 51 FX		2-Stroke					0,7	W20MPR-U10	6032
Brushcutters / Trimmers	UMK 422 S / -J / -D		GX 22, OHV, 22 cc Mini 4-Stroke					0,7	U16FSR-UB	6050
Brushcutters / Trimmers	UMK 431 J / -D		GX 31, OHV, 31 cc Mini 4-Stroke					0,7	U16FSR-UB	6050
Generators	E 800		G28			U20FS-U	4002	0,7	U20FSR-U	4004
Generators	E 1500		G42					0,6	W20FSR-U	6053
Generators	E 1500		G 200					0,6	W14FR-U	4017
Generators	E 1500		G 200 CDI ignition					1.0	W14FPR-U	4184
Generators	E 2500		G 300					0,6	W14FR-U	4017
Generators	E 3500							0,6	W14FR-U	4017
Generators	E 3500		CDI ignition					1.0	W14FPR-U	4184
Generators	E 4500							1.0	W14FPR-U	4184
Generators	EB 1200 X		GX 110					0,6	W20EPR-U	3047
Generators	EB 1400 X / EB 1500 X / EB 1800 X / EB 2200 X							0,6	W20EPR-U	3047
Generators	EB 1900 X		GX 140					0,6	W20EPR-U	3047
Generators	EB 3000 X / EB 3500 X							0,6	W16EPR-U	3021
Generators	EB 1500		GE 200					1.0	W14FPR-U	4184
Generators	EB 1800							1.0	W14FPR-U	4184
Generators	EB 1900		GE 200					1.0	W14FPR-U	4184

# Spark Plugs

## Application Tables – Small Engine










				KW	HP				
<b>HONDA continued</b>									
Generators	EB 2800		GE 300					1.0	W14FPR-U 4184
Generators	EB 3000							0,6	W14FR-U 4017
Generators	EB 4000		G 400					1.0	W14FPR-U 4184
Generators	EB 4500 / EB 5000							0,6	W20EPR-U 3047
Generators	EBK 2000							1.0	W14FPR-U 4184
Generators	EBK 2600							0,6	W14FR-U 4017
Generators	EBK 3600							0,6	W14FR-U 4017
Generators	EC 2200 / EC 4000 / EC 4500 P							0,6	W20EPR-U 3047
Generators	EC 6000							0,6	W20EPR-U 3047
Generators	ECT 6500 / ECT 6500 P							0,6	W20EPR-U 3047
Generators	ED 300		Eng No. -> 1138369					1.0	W20MPR-U10 6032
Generators	ED 300		Eng No. 1138370 ->					1.0	W14MPR-U10 6018
Generators	ED 400							0,6	W14MR-U 6019
Generators	ED 1000 X							0,6	W20EPR-U 3047
Generators	EG 850 X / EG 1000 X / EG 1200 X / EG 1400 X							0,6	W20EPR-U 3047
Generators	EG 1500 X / EG 1800 X / EG 1900 X / EG 2000 X							0,6	W20EPR-U 3047
Generators	EG 2200 X / EG 3000 X / EG 3500 X							0,6	W20EPR-U 3047
Generators	EG 4500 X		GX 340 (CDI)					0,6	W16EPR-U 3021
Generators	EG 850 Z / EG 1000 Z, EG 1200 Z, EG 1400 Z							0,6	W14FR-U 4017
Generators	EG 1500 Z, EG 1800 Z, EG 1900 Z, EG 2200 Z							0,6	W14FR-U 4017
Generators	EG 550 / EG 650							0,6	W14MR-U 6019
Generators	EG 1000		G150					0,6	W14FR-U 4017
Generators	EG 1200 / EG 2200 / EG 4500							0,6	W20EPR-U 3047
Generators	EG 4000							0,6	W14FR-U 4017
Generators	EG 5000							0,6	W20EPR-U 3047
Generators	EGK 600					W14M-US 6034		0,6	W14MR-U 6019
Generators	EGK 1000 / EGK 1200 / EGK 1600							0,6	W14FR-U 4017
Generators	EGK 2000 / EGK 2600 / EGK 3600							0,6	W14FR-U 4017
Generators	EJ 3							0,6	W20FPR-U 3070
Generators	EL 5000							0,6	W20FPR-U 3070
Generators	EM 25		GX 160 160 cc	4.0	5.5			0,7	W20EPR-U 3047
Generators	EM 30		GX 200 200 cc	4.8	6.5			0,7	W20EPR-U 3047
Generators	EM 50iS		GX 340 340 cc	8.2	11.0			0,7	W20EPR-U 3047
Generators	EM 70iS		GX 390 390 cc	9.6	13.0			0,7	W20EPR-U 3047
Generators	EM 500		Eng No. -> 1138369			1.0	W20MPR-U10 6032		
Generators	EM 500		Eng No. 1138370 ->					1.0	W14MPR-U10 6018
Generators	EM 600							1.0	W20MPR-U10 6032
Generators	EM 650							0,6	W14MR-U 6019
Generators	EM 1500 / EM 1900		GE 200					1.0	W14FPR-U 4184
Generators	EM 1200 X / EM 1400 X / EM 1500 X							0,6	W20EPR-U 3047
Generators	EM 1800 X / EM 1900 X / EM 2200 X							0,6	W20EPR-U 3047
Generators	EM 1800 / EM 3000 / EM 4000							1.0	W14FPR-U 4184
Generators	EM 2200 / EM 4500 / EM 5000							0,6	W20EPR-U 3047
Generators	EM 3000 X, SX / EM 3500 X, SX							0,6	W16EPR-U 3021
Generators	EM 5000 SX							0,6	W20EPR-U 3047
Generators	EM 5500		GX 390 390 cc	9.6	13.0			0,7	W20EPR-U 3047
Generators	EMS 3000 / EMS 4000							1.0	W14FPR-U 4184
Generators	EMS 2800 / EMS 3800							1.0	W14FPR-UL10 4204
Generators	ES 3500 K1		G 400 K1					0,6	W14FR-U 4017
Generators	ES 3500 / ES 4500		G 400					1.0	W14FPR-U 4184
Generators	ES 5500		GX 360					1.0	W20FPR-U10 3268
Generators	ES 5500 K1		GX 360 K1					0,6	W20FPR-U 3070
Generators	ES 6500							0,6	W20FPR-U 3070
Generators	ET 4500							1.0	W14FPR-U 4184
Generators	ET 4500 X							0,6	W20EPR-U 3047
Generators	ET 5000 Z							1.0	W20FPR-U10 3268
Generators	EU 10 i		OHV, Mini 4-Stroke					0,7	U16FSR-UB 6050
Generators	EU 26iS		GX 160 160 cc	4.0	5.5			0,7	W20EPR-U 3047
Generators	EU 30iS		GX 200 200 cc	4.8	6.5			0,7	W20EPR-U 3047








				KW	HP	Standard			Alternative		
											
<b>HONDA</b> <i>continued</i>											
Generators	EV 3600 / EV 4000							1.0	W20FPR-U10	3268	
Generators	EV 3610							0,7	W9FP-UL	4152	
Generators	EV 4010 / EV 6010							0,7	W14FPR-U	4184	
Generators	EV 5010							0,6	W20FPR-U	3070	
Generators	EW 170							1.0	W14FPR-UL10	4204	
Generators	EW 140 / EW 171							0,6	W16EPR-U	3021	
Generators	EX 6 / EX 7		GXH 50, OHV, 50 cc Mini 4-Stroke					0,7	U16FSR-UB	6050	
Generators	EX 100							0,6	W14FR-U	4017	
Generators	EX 300 (Hippo) / EX 350							0,8	W20MR-U	6025	
Generators	EX 500		Eng No. -> 1138369					1.0	W20MPR-U10	6032	
Generators	EX 500		Eng No. 1138370 ->					1.0	W14MPR-U10	6018	
Generators	EX 550 / EX 650							0,6	W14MR-U	6019	
Generators	EX 800							1.0	W14FPR-U	4184	
Generators	EX 900 / EX 1000							0,6	W14FR-U	4017	
Generators	EU 1000 I / EU 2000 i		OHV, Mini 4-Stroke					0,7	U14FSR-UB	6050	
Generators	EX 1900 / EX 2100 / EX 2200							0,6	W20EPR-U	3047	
Generators	EX 3000 (S) / EX 4000							0,6	W16EPR-U	3021	
Generators	EX 4000 S		GX 340					0,8	W16EPR-U	3021	
Generators	EX 3300 / EX 4500							0,6	W20EPR-U	3047	
Generators	EX 5500							0,7	W9FP-UL	4152	
Generators	EZ 2200		GX 160 16 cc	4.0	5.5			0,7	W20EPR-U	3047	
Generators	EZ 4500		GX 340 340 cc	8.2	11.0			0,7	W20EPR-U	3047	
Mowers	GXV110						W20EP-U	3043	0,8	W20EPR-U	3047
Mowers	GXV120			2.9	4.0		W16EP-U	3018	0,8	W16EPR-U	3021
Mowers	HR17		G100 - GV110						0,7	W20MR-U	6025
Mowers	HR 21 / HR 21-5		Magneto ignition						0,7	W20MR-U	6025
Mowers	HR 21 / HR 21-5		CDI ignition						1.0	W20MPR-U10	6032
Mowers	HR194 / HR214 / HA214			2.9	4.0		W16EP-U	3018	0,7	W16EPR-U	3021
Mowers	HR215		GV200	3.7	5.0		W20M-US	6036	0,7	W20MR-U	6025
Mowers	HRB 423 P /-PD /-S /-SD /-SX		1-Cyl., 4-Stroke						0,6	W14MR-U	6019
Mowers	HRB 476C SX / HRB 476C HX		1-Cyl., 4-Stroke, OHC						0,6	W20EPR-U	3047
Mowers	HRB 475 HM /-HX /-P /-PD /-S / -SD /-SM /-SX		1-Cyl., 4-Stroke, OHV						0,6	W16EPR-U	3021
Mowers	HRB 535 SX								0,6	W16EPR-U	3021
Mowers	HRB 536C SX		1-Cyl., 4-Stroke, OHC						0,6	W20EPR-U	3047
Mowers	HRD 536C HX / HRD 536C SX		1-Cyl., 4-Stroke, OHC						0,6	W20EPR-U	3047
Mowers	HRD 535 HX /-SM /-SX		1-Cyl., 4-Stroke, OHV						0,6	W16EPR-U	3021
Mowers	HRD 536 HM /-HX /-HXE		1-Cyl., 4-Stroke, OHV						0,6	W16EPR-U	3021
Mowers	HRG 413 PD / HRG 413 SD		1-Cyl., 4-Stroke						0,6	W14MR-U	6019
Mowers	HRG 465 PD /-SD								0,6	W16EPR-U	3021
Mowers	HRG 465C PD / HRG 465C SD		1-Cyl., 4-Stroke, OHC						0,6	W20EPR-U	3047
Mowers	HRG 475C PD / HRG 475C SD		1-Cyl., 4-Stroke, OHC						0,6	W20EPR-U	3047
Mowers	HRM 536C SX / HRS 535C SD		1-Cyl., 4-Stroke, OHC						0,6	W20EPR-U	3047
Mowers	HRS21 Std.-Ign.		Eng No. -->2029058				W16FP-U	4019	0,7	W16FPR-U	4192
Mowers	HRS21 CDI		Eng No. -->2029058 )				W16FS-U	3034	0,7	W16FSR	3033
Mowers	HRS21		GV35	2.6	3.5		W16FS-U	3034	0,7	W16FSR	3033
Mowers	HT3810			7.4	10.0		W16FS-U	3034	0,7	W16FSR	3033
Mowers	HT3813			9.6	13.0		W16FP-U	4019	0,7	W16FPR-U	4192
Mowers	HT4518H						W16EP-U	3018	1.0	W16EPR-U	3021
Mowers	UM 516 C		1-Cyl., 4-Stroke, OHC	4.1	5.5				0,6	W20EPR-U	3047
Mowers	UM 536 .. /-EE /-EBE / UM 616 ../ -EE /-EBE		1-Cyl., 4-Stroke, OHV	4.1	5.5				0,6	W16EPR-U	3021
Power Equipment	G 25 / G28 / G28 K1 / G3T						U20FS-U	4002	0,7	U20FSR-U	4004
Power Equipment	G 100 K1	4-Stroke, Sidevalve	Magneto 100 cc ignition	1.6	2.2		W14M-US	6034	0,7	W14MR-U	6019
Power Equipment	G 100 K2	4-Stroke, Sidevalve	CDI ignition 100 cc	1.9	2.5		W14MP-U10	6017	1.0	W14MPR-U10	6018
Power Equipment	G 150 / K1	4-Stroke, Sidevalve	Magneto 144 cc ignition	2.6	3.5		W14F-U	4012	0,7	W14FR-U	4017
Power Equipment	G 150	4-Stroke, Sidevalve	CDI ignition 144 cc	2.6	3.5		W14FP-UL10	6012	1.0	W14FPR-UL10	4204
Power Equipment	G 200 / K1	4-Stroke, Sidevalve	Magneto 197 cc ignition	3.7	5.0		W14F-U	4012	0,7	W14FR-U	4017



# Spark Plugs









## Application Tables – Small Engine









					KW	HP	Standard			Alternative	
											
<b>HONDA continued</b>											
Power Equipment	G 200	4-Stroke, Sidevalve	CDI ignition	197 cc	3.7	5.0	W14FP-UL10	6012	1.0	W14FPR-UL10	4204
Power Equipment	G 300 / G 400	4-Stroke, Sidevalve	Magneto ignition				W14F-U	4012	0,7	W14FR-U	4017
Power Equipment	G 300 / G 400	4-Stroke, Sidevalve	CDI ignition				W14FP-UL10	6012	1.0	W14FPR-UL10	4204
Power Equipment	GC 135		GC 135	135 cc	2.9	4.0			0,6	W20EPR-U	3047
Power Equipment	GC 160		GC 160	160 cc	3.7	5.0			0,6	W20EPR-U	3047
Power Equipment	GC 190		GC 190	190 cc	4.4	5.9			0,6	W20EPR-U	3047
Power Equipment	GCV 135		GCV 135	135 cc	3.4	4.5			0,6	W20EPR-U	3047
Power Equipment	GCV 160		GCV 160	160 cc	4.1	5.5			0,6	W20EPR-U	3047
Power Equipment	GCV 190		GCV 190	190 cc	4.8	6.5			0,6	W20EPR-U	3047
Power Equipment	GCV 520		GCV 520	520 cc	10.4	14.0			0,6	W16EPR-U	3021
Power Equipment	GCV 530		GCV 530	530 cc	11.9	16.0			0,6	W16EPR-U	3021
Power Equipment	GS 160		GS 160	160 cc	3.7	5.0			0,6	W20EPR-U	3047
Power Equipment	GS 190		GS 190	190 cc	4.4	5.9			0,6	W20EPR-U	3047
Power Equipment	GSV 160		GSV 160	160 cc	4.1	5.5			0,6	W20EPR-U	3047
Power Equipment	GSV 190		GSV 190	190 cc	4.8	6.5			0,6	W20EPR-U	3047
Power Equipment	GV 100 K1	4-Stroke, Sidevalve	GV 100	100 cc	1.9	2.6			0,7	W14MR-U	6019
Power Equipment	GV 100 K2	4-Stroke, Sidevalve	GV 100	100 cc	1.9	2.6			0,7	W14MPR-U10	6018
Power Equipment	GV 200	4-Stroke, Sidevalve	Magneto ignition	100 cc					0,7	W20MR-U	6025
Power Equipment	GV 200	4-Stroke, Sidevalve	CDI ignition	100 cc					1.0	W20MPR-U10	6032
Power Equipment	GX 22		GX 22	22 cc	0.7	1.0			0,7	U16FSR-UB	6050
Power Equipment	GX 31		GX 31	31 cc	1.1	1.5			0,7	U16FSR-UB	6050
Power Equipment	GX 100 STD / GX 100 TAMP		GX 100 STD / GX 100 TAMP	100 cc	2.2	3.0			0,7	U14FSR-UB	6070
Power Equipment	GX 110		GX 110	110 cc					0,7	W20EPR-U	3047
Power Equipment	GX 120 K1 / GX 120 T1		GX 120 K1	118 cc	2.9	4.0			0,6	W20EPR-U	3047
Power Equipment	GX 140		GX 140	140 cc					0,7	W20EPR-U	3047
Power Equipment	GX 160		GX 160	160 cc					0,7	W20EPR-U	3047
Power Equipment	GX 160 K1 / GX 160 T1		GX 160 K1	163 cc	4.1	5.5			0,6	W20EPR-U	3047
Power Equipment	GX 200 / GX 200T		GX 200	196 cc	4.8	6.5			0,7	W20EPR-U	3047
Power Equipment	GX 240 / GX 240 K1		GX 240	240 cc					0,7	W20EPR-U	3047
Power Equipment	GX 270		GX 270	270 cc	6.6	9.0			0,7	W20EPR-U	3047
Power Equipment	GX 340		GX 340	340 cc					0,7	W20EPR-U	3047
Power Equipment	GX 340 / GX 340 K1		GX 340, CDI ignition	340 cc	8.0	11.0			1,1	W20EPR-U11	3049
Power Equipment	GX 360 K1		GX 360 K1 (Liquid cooled)	359 cc	9.6	13.0			0,7	W14FPR-U	4184
Power Equipment	GX 390 / GX 390 K1 / GX 390 T1			389 cc	9.6	13.0			0,6	W20EPR-U	3047
Power Equipment	GX 610			614 cc	13.4	18.0			0,6	W20EPR-U	3047
Power Equipment	GX 610 K1 ('99-)		GX 610 K1	610 cc	11.9	16.2			0,8	J16CR-U	3256
Power Equipment	GX 620			614 cc	14.9	20.0			0,6	W20EPR-U	3047
Power Equipment	GX 620 K1 ('99-)		GX 620 K1	620 cc	13.2	17.9			0,8	J16CR-U	3256
Power Equipment	GX 640		GX 640 (Liquid cooled)	635 cc	14.7	20.0			1,1	W16EPR-U11	3201
Power Equipment	GX 670 ('99-)		GX 670	670 cc	15.8	21.5			0,8	J16CR-U	3256
Power Equipment	GX 120, 160, 240, 340	(High performance = option)	4-Stroke, OHV						0,7	W20EPR-ZU	3291
Power Equipment	GX 120, 160, 240, 340	(High performance = option)	4-Stroke, OHV						0,7	IW20	5306
Power Equipment	GXH 50		GXH 50	50 cc	1.8	2.5			0,7	U14FSR-UB	6070
Power Equipment	GXV 50		GXH 50	50 cc	1.8	2.5			0,7	U16FSR-UB	6050
Power Equipment	GXV 57		GXV57	57 cc					0,7	U14FSR-UB	6050
Power Equipment	GXV 120			120 cc					0,7	W14EPR-U	6011
Power Equipment	GXV 140		GXV 140	135 cc	3.7	5.0			0,6	W20EPR-U	3047
Power Equipment	GXV 160			160 cc					0,7	W16EPR-U	3021
Power Equipment	GXV 160 K1 / GXV 160 H2		GXV 160 K1	163 cc	4.0	5.5			0,6	W16EPR-U	3021
Power Equipment	GXV 270 K1		GXV 270 K1	270 cc	6.2	8.5			0,6	W20EPR-U	3047
Power Equipment	GXV 340 K1 / GXV 340 K2 / GXV 340 T2		GXV 340 K2	337 cc	8.1	11.0			0,6	W20EPR-U	3047
Power Equipment	GXV 390 K1 / GXV 390 T1		GXV 390 K1	389 cc	9.6	13.0			0,6	W20EPR-U	3047
Power Equipment	GXV 520		GXV 520	520 cc	10.4	14.0			0,6	W16EPR-U	3021

					KW	HP	Standard		Alternative		
											
<b>HONDA</b> <i>continued</i>											
Power Equipment	GXV 530		GXV 530	530 cc	11.9	16.0			0,6	W16EPR-U	3021
Power Equipment	GXV 610		GXV 610	614 cc	13.4	18.0			0,6	W16EPR-U	3021
Power Equipment	GXV 620		GXV 620	614 cc	14.9	20.0			0,6	W16EPR-U	3021
Power Equipment	GXV 610 K1		GXV 610	614 cc	13.4	18.0			0,8	J16CR-U	3256
Power Equipment	GXV 620 K1		GXV 620	614 cc	14.9	20.0			0,8	J16CR-U	3256
Power Equipment	GXV 670		GXV 670	670 cc	14.8	20.0			0,8	J16CR-U	3256
Power Equipment	H 45514 H		EGX 360 KI	360 cc	9.6	13.0			0,7	W14FPR-U	4184
Power Equipment	WP 20 / WP 30								0,7	W20EPR-U	3047
Pumps	HP 300		GXV 120	120 cc	2.9	4.0			0,7	W14EPR-U	6011
Pumps	HP 400		GXV 120	120 cc	2.9	4.0			0,7	W14EPR-U	6011
Pumps	HP 500H		GX 160	160 cc	4.0	5.5			0,7	W20EPR-U	3047
Pumps	WA 20 / WA 30 / WT 30		CDI ignition						1.0	W14FPR-UL10	4204
Pumps	WA 20		Magneto ignition						0,6	W14FR-U	4017
Pumps	WB 10 / WB 15								0,6	W14MR-U	6019
Pumps	WB 20XT		GX 120	120 cc	2.9	4.0			0,7	W20EPR-U	3047
Pumps	WB 30XT		GX 160	160 cc	4.0	5.5			0,7	W20EPR-U	3047
Pumps	WH 15 X / WH 20 X								0,7	W20EPR-U	3047
Pumps	WMP 20X		GX 160	160 cc	4.0	5.5			0,7	W20EPR-U	3047
Pumps	WT 20 X / WT 30 X								0,7	W20EPR-U	3047
Pumps	WT 40 / WT40 X		EGX 340,	337 cc	8.0	11.0			1,1	W20EPR-U11	3049
			CDI ignition								
Pumps	WX 10		GX 31	31 cc	1.1	1.5			0,7	U16FSR-UB	6050
Pumps	WX 15		GXH 50	50 cc	1.8	2.5			0,7	U14FSR-UB	6070
Snowthrowers	HS 552 / HS 660 / HS 870								0,6	W16EPR-U	3021
Snowthrowers	HS 980 / HS 1190								0,6	W16EPR-U	3021
Snowthrowers	HS 1110 Z / HS 1136		CDI ignition						1,1	W16EPR-U11	3201
Snowthrowers	HS 624 ../-T /-TS /-W /-WS		1-Cyl., 4-Stroke, OHV						0,6	W16EPR-U	3021
Snowthrowers	HS 828 ../-TS /-W /-WS								0,6	W16EPR-U	3021
Snowthrowers	HS 1340		EGX 360 KI	360 cc	9.6	13.0			0,7	W20FPR-U	3070
Tractor / Garden equipment	FG 100		OHV, Mini 4-Stroke						0,7	U16FSR-UB	6050
Tractor / Garden equipment	F 28				1.5	2.0	U20FS-U	4002	0,7	U20FSR-U	4004
Tractor / Garden equipment	F 50								0,6	X16FSR-U	4075
Tractor / Garden equipment	F 110		1-Cyl., 2-Stroke						0,6	W14MR-U	6019
Tractor / Garden equipment	F 200						W14MP-U10	6017	1.0	W14MPR-U10	6018
Tractor / Garden equipment	F 210 ../-K /-L /-P		EGV 100 K1						0,6	W14MR-U	6019
Tractor / Garden equipment	F F 300		GXV57	57 cc					0,7	U14FSR-UB	6050
Tractor / Garden equipment	F 325								0,6	W20EPR-U	3047
Tractor / Garden equipment	F 360		1-Cyl., 4-Stroke, OHV						0,6	W16EPR-U	3021
Tractor / Garden equipment	F 400 (G35) / F 600 (G42) / F 650 / F 700						W20FS-U	3073	0,7	W20FSR-U	6053
Tractor / Garden equipment	F 400 (G150) / F 600 (G200) / F 800 / F 850		CDI ignition				W14MP-U10	6017	1.0	W14MPR-U10	6018
Tractor / Garden equipment	F 401						W20EP-U	3043	0,7	W20EPR-U	3047
Tractor / Garden equipment	F 501 / F 510 / F 560 / F 660		1-Cyl., 4-Stroke, OHV						0,6	W16EPR-U	3021
Tractor / Garden equipment	F 810		1-Cyl., 4-Stroke, OHV						0,6	W16EPR-U	3021
Tractor / Garden equipment	H 1011 /-H /-S								0,7	W16EPR-U	3021
Tractor / Garden equipment	H 2013 S		1-Cyl., 4-Stroke, OHV		9.6	13.0			0,7	W16EPR-U	3021
Tractor / Garden equipment	H 4518 / H 5518		CDI ignition						1,1	W16EPR-U11	3201
Tractor / Garden equipment	H 5518		Magneto ignition						0,6	W16EPR-U	3021
Tractor / Garden equipment	HF 2213 /-H /-S		1-Cyl., 4-Stroke, OHV		9.6	13.0			0,7	W16EPR-U	3021

# Spark Plugs

## Application Tables – Small Engine








				KW	HP	Standard			Alternative		
											
<b>HONDA</b> <i>continued</i>											
Tractor / Garden equipment	HF 2218 /-HL /-SL		2-Cyl., 4-Stroke, OHV	13.2	18.0			0,7	W16EPR-U	3021	
Tractor / Garden equipment	FR500					W16FS-U	3034	0,8	W16FSR	3033	
Tractor / Garden equipment	FR700					W16FP-U	4019	0,7	W16FPR-U	4192	
Tractor / Garden equipment	H3011 / H3013H / H4013					W16EP-U11	3199	0,8	W16EPR-U11	3201	
Tractor / Garden equipment	HT3009					W16EP-U11	3199	0,8	W16EPR-U11	3201	
Transporter (tracks)	HP 400		GXV 120 118 cc					0,7	W14EPR-U	6011	
Transporter (tracks)	HP 500 H /-BXE /-NXE		GX 160 K1					0,7	W20EPR-U	3047	
Transporter (tracks)	HP 250		GV 100 K1					0,7	W14MR-U	6019	
<b>HOWARD PRICE TURF</b>											
Mowers	192 CID		Ford Engine			W14L	6013	0,8			
Mowers	K341		Kohler Engine			W14L	6013	0,8			
Mowers	K582		Kohler Engine			W16LS	3035	0,8			
Mowers	TJD		Wisconsin Engine			L14-U	5000	0,8	L14R-U	5049	
<b>HUFFMAN</b>											
Garden Tractors						W14-US	6033	0,8			
Mowers	All Models					W14-US	6033	0,8			
<b>HUFFY</b>											
Mowers	All Models		B & S Engine			W9LM-US	6057	0,8	W9LMR-US	6071	
<b>HURRICANE</b>											
Mowers	All Models					W9LM-US	6057	0,8	W9LMR-US	6071	
<b>HUSQVARNA</b>											
Blowers	140B		2-Stroke 40 cc			W22M-US	6048	0,6			
Blowers	132HBV					W20MP-U	6023	0,5			
Brushcutters / Trimmers	16R / 18R / 18RL / 22R / 22RL / 24R / 25R / 25RL					W20M-US	6036	0,5	W20MR-U	6025	
Brushcutters / Trimmers	232R / 235R					W22MP-US	6049	0,5	W22MPR-U	6043	
Brushcutters / Trimmers	23LC / 26L - LC - R					W20MP-U	6023	0,5			
Brushcutters / Trimmers	26GT / 27GTS					W14M-US	6034	0,5	W14MR-U	6019	
Brushcutters / Trimmers	36R / 36RG / 39R / 65R					W22MP-US	6049	0,5	W22MPR-U	6043	
Brushcutters / Trimmers	46MR					W20M-US	6036	0,7	W20MR-U	6025	
Brushcutters / Trimmers	120L / 125E - L - LD - R - RD - RJ					W20MP-U	6023	0,5			
Brushcutters / Trimmers	132L - LD - R - RD - RB					W20MP-U	6023	0,5			
Brushcutters / Trimmers	140R / 165R - RX					W22MP-US	6049	0,5	W22MPR-U	6043	
Brushcutters / Trimmers	240R / 244R - RX - RXG / 245R - RX					W22MP-US	6049	0,5	W22MPR-U	6043	
Brushcutters / Trimmers	250R - RX / 265RX					W22MP-US	6049	0,5	W22MPR-U	6043	
Brushcutters / Trimmers	Mondo (.. / Max / Mega)		24 cc	0.6	0.8	W20MP-U	6023	0,5			
Chainsaws	32 / 33 / 34 / 35 / 37 / 38					W22MP-US	6049	0,5	W22MPR-U	6043	
Chainsaws	36		36 cc	1.6	2.2			0,5	W22MPR-U	6043	
Chainsaws	40 / 40P / 41 / 42 / 44 / 44P					W22MP-US	6049	0,5	W22MPR-U	6043	
Chainsaws	45		44 cc	2.2	3.0			0,5	W22MPR-U	6043	
Chainsaws	50 / 61 / 61P / 65					W22MP-US	6049	0,5	W22MPR-U	6043	
Chainsaws	51/ 55							0,5	W22MPR-U	6043	
Chainsaws	61		62 cc	3.2	4.4			0,5	W22MPR-U	6043	
Chainsaws	66 / A65 / B65 / F65 / G65 / L65 / K65,					W22MP-US	6049	0,5	W22MPR-U	6043	
Chainsaws	77 / A77 / B77 / L77 / SS77 / 100					W22MP-US	6049	0,5	W22MPR-U	6043	
Chainsaws	125 R		25 cc	1.0	1.4	W20MP-U	6023	0,7			
Chainsaws	132 R		32 cc	1.2	1.6	W20MP-U	6023	0,7			
Chainsaws	133SE / SG ,140 ,154SE / SG , 160S , 162SE/SG					W22MP-US	6049	0,5	W22MPR-U	6043	
Chainsaws	162FEG / 163S180S / 181SE / SG /185CD					W22MP-US	6049	0,5	W22MPR-U	6043	
Chainsaws	165 RX		65 cc	3.1	4.2			0,5	W22MPR-U	6043	
Chainsaws	234SE / SG , 238 / 238G / 238SE / SG / 240S / 240SE					W22MP-US	6049	0,5	W22MPR-U	6043	
Chainsaws	235 R		36 cc	1.6	2.2			0,5	W22MPR-U	6043	
Chainsaws	240 R		40 cc	1.9	2.6			0,5	W22MPR-U	6043	
Chainsaws	242 XP / 242 XPG		42 cc	2.6	3.5			0,5	W22MPR-U	6043	
Chainsaws	242 / 242G / 254 / 254FC / 260CD / 263CD					W22MP-US	6049	0,5	W22MPR-U	6043	

				KW	HP	Standard			Alternative	
										
<b>HUSQVARNA continued</b>										
Chainsaws	245 RX		44 cc	2.1	2.9			0,5	W22MPR-U	6043
Chainsaws	254 XP / 254 XPG		54 cc	3.1	4.2			0,5	W22MPR-U	6043
Chainsaws	250 RX		49 cc	2.4	3.3			0,5	W22MPR-U	6043
Chainsaws	257		57 cc	2.7	3.7			0,5	W22MPR-U	6043
Chainsaws	262 XP / 262 XPG		62 cc	3.6	4.9			0,5	W22MPR-U	6043
Chainsaws	265 RX		65 cc	3.1	4.2			0,5	W22MPR-U	6043
Chainsaws	266SE / SG / 266XP / 266XPG / 268 / 268G / 268XP					W22MP-US	6049	0,5	W22MPR-U	6043
Chainsaws	268SPG / 280S / 280CD / 281SE / SG / 281XP					W22MP-US	6049	0,5	W22MPR-U	6043
Chainsaws	281XPG / 285CD / 288 / 288G / 288XP					W22MP-US	6049	0,5	W22MPR-U	6043
Chainsaws	272 XP / 272 XPG / 272 K		72 cc	3.9	5.3			0,5	W22MPR-U	6043
Chainsaws	288 XP / 288 XPG		88 cc	4.5	6.1			0,5	W22MPR-U	6043
Chainsaws	294 XP		94 cc	5.2	7.1			0,5	W22MPR-U	6043
Chainsaws	298CD / 298XP / 340SE / SG / 344SE/SG / 380S /380CD					W22MP-US	6049	0,5	W22MPR-U	6043
Chainsaws	357 XP		57 cc	3.2	4.4			0,5	W22MPR-U	6043
Chainsaws	359		57 cc	2.9	3.8			0,5	W22MPR-U	6043
Chainsaws	3120 XP		119 cc	6.2	8.4			0,5	W22MPR-U	6043
Lawn Tractors	8 / 10 / 11	B & S Engine				W9LM-US	6057	0,6	W9LMR-US	6071
Lawn Tractors	LT1000-14 OHV	B & S Engine						0,7	Q16PR-U	3137
Lawn Tractors	LT110 / LT112 / LT120 / LT960-12	B & S Engine				W9LM-US	6057	0,7	W9LMR-US	6071
Lawn Tractors	LT4140G - H OHV	B & S Engine						0,7	Q16PR-U	3137
Lawn Tractors	LT960-12.5 OHV	Kawasaki Engine				W14-US	6033	0,8		
Lawn Tractors	YTH1120-14 OHV	Kawasaki Engine				W16FS-U	3034	0,7	W16FSR	3033
Mowers	Classic / Husky Jet	B & S Engine				W9LM-US	6057	0,7	W9LMR-US	6071
Mowers	Jet 46R / 48 / 50 / 50R / 51 / 55S	B & S Engine				W9LM-US	6057	0,7	W9LMR-US	6071
Mowers	Master 46 / Master Garden / Push Power	B & S Engine				W9LM-US	6057	0,7	W9LMR-US	6071
Mowers	Master Pro / Landscaper 2T / 4T / S4T	B & S Engine				W9LM-US	6057	0,7	W9LMR-US	6071
Mowers	Royal 42 / 42S / 43 / 43S / 43SE / 46 / 46ST / 48 / 48S	B & S Engine				W9LM-US	6057	0,7	W9LMR-US	6071
Mowers	Royal 48S / 48SE / 53S / 53SE	Kawasaki Engine				W14-US	6033	0,7		
Mowers	Team 48 / 48S	B & S Engine				W9LM-US	6057	0,7	W9LMR-US	6071
Power Saws	268K / 272K							0,5	W22MPR-U	6043
Snowthrowers	8527 STE	Tecumseh HMSK95						0,8	W22ESR-U	3098
<b>HUSTLER</b>										
Garden Tractors	400					T20EP-U	5031	0,7	T20EPR-U	5032
Mowers		B & S Engine				W9LM-US	6057	0,8	W9LMR-US	6071
Mowers	K-582 / K-532	Kohler Engine				W14L	6013	0,8		
Mowers	TC-56 ( Cont. )					L14-U	5000	0,8	L14R-U	5049
<b>HYDRA-SPLITTER</b>										
Chainsaws		B & S Engine				W9LM-US	6057	0,6	W9LMR-US	6071
<b>HYSTER</b>										
Lift trucks	H20-25E / H20-30E / H60-80B / H60-80C					L14-U	5000	0,6	L14R-U	5049
Lift trucks	H30H / H40H / H50H / H60H					W16EP-U	3018	0,6	W16EPR-U	3021
Lift trucks	S30C / S40C / S50C					W16EP-U	3018	0,6	W16EPR-U	3021
Lift trucks	M200-400H					W16EP-U	3018	0,6	W16EPR-U	3021
Lift trucks	S60E / S70E / S80E / S100E	(Chevrolet 250 CID)						0,7	T16PR-U	5025
<b>ILO - MOTOREN</b>										
Industrial Engines	L 35		35 cc	1.3	1.7	W20FS-U	3073	0,5	W20FSR-U	6053
Industrial Engines	L 92 / L 101		98 cc			W20FS-U	3073	0,5	W20FSR-U	6053
Industrial Engines	L 125		125 cc	2.9	4.8	W20FS-U	3073	0,5	W20FSR-U	6053
Industrial Engines	L 152	ILO-tronic	148 cc			W20FS-U	3073	0,5	W20FSR-U	6053
Industrial Engines	L 197		198 cc			W20FS-U	3073	0,5	W20FSR-U	6053
Industrial Engines	L 252	ILO-tronic	247 cc	6.3	8.5	W20FS-U	3073	0,5	W20FSR-U	6053
Industrial Engines	L 372	ILO-tronic	372 cc	9.6	12.8	W20FS-U	3073	0,5	W20FSR-U	6053
Engines	SP 40	ILO-tronic	35 cc	1.3	1.7	W22FS-U	4025	0,5	W22FSR	4024
Engines	SP 80	ILO-tronic	58 cc	2.3	3.1	W22FS-U	4025	0,5	W22FSR	4024
Engines	RM 100	ILO-tronic	98 cc	1.8	2.5	W14F-U	4012	0,5	W14FR-U	4017
Engines	RM 125		125 cc	2.6	3.6	W20FS-U	3073	0,5	W20FSR-U	6053
Engines	RM 152 / RM 162	ILO-tronic				W14F-U	4012	0,5	W14FR-U	4017
Power Equipment	G 49 / V 49 / GA 50					W20FS-U	3073	0,5	W20FSR-U	6053
Power Equipment	LV 298 / MM 25 / MM 40					W20FS-U	3073	0,5	W20FSR-U	6053
<b>INGERSOLL (GRAZER)</b>										
Tractors		Onan Engine		11,7- 14,7	16 - 20			0,7	T16EPR-U	5022











# Spark Plugs

## Application Tables – Small Engine

				KW	HP	Standard			Alternative	
										
<b>INGERSOLL (GRAZER) continued</b>										
Tractors			B & S Engine			W9LM-US	6057	0,6	W9LMR-US	6071
Tractors			Tecumseh / B&S Eng.			W14-US	6033	0,8		
Tractors	18M		Kohler Engine	13.2	18.0			0,6	T14PR-U	5020
Tractors	2-Cyl		B & S Engine			W14-US	6033	0,7		
Tractors	CCKA		Onan Engine			W16LS	3035	0,7		
Tractors	K241 / K301 / K321		Kohler Engine			W14L	6013	0,8		
Mowers	Grazer		B & S Engine	8.1	11.0	W9LM-US	6057	0,8	W9LMR-US	6071
Mowers	Grazer		Kohler Engine	14.7	20.0			0,8	T16PR-U	5025
Mowers	Grazer 2-Cyl		B & S Engine			W14-US	6033	0,8		
Mowers	Grazer Kubota							0,8	Q16PR-U	3137
Mowers	Grazer M18		Kohler Engine	13.2	18.0			0,6	T14PR-U	5020
<b>INTERNATIONAL</b>										
Log Splitters			Tecumseh / B&S Eng.			W9LM-US	6057	0,5	W9LMR-US	6071
Mowers			B & S Engine			W9LM-US	6057	0,8	W9LMR-US	6071
Mowers	331 / 332 / 333 / 334 / 335 / 3309 / 3310 / 3311 / 3312 / 3313					W14M-US	6034	0,8	W14MR-U	6019
Mowers	3314 / 3315 / 3319 / 3320 / 3321 / 3322 / 3323 / 3324 / 3325					W14M-US	6034	0,8	W14MR-U	6019
<b>INTERMOTOR</b>										
Power Equipment	LGA 184 / LGA 225			2,9 - 3,7	4,0 - 5,0	W14F-U	4012	0,7	W14FR-U	4017
Power Equipment	LKA 184 / LKA 225					W14F-U	4012	0,7	W14FR-U	4017
Power Equipment	IM 250 / IM 251 / IM 252		70 cc			W14F-U	4012	0,7	W14FR-U	4017
Power Equipment	IM 300 / IM 301 / IM 302		76 cc			W14F-U	4012	0,7	W14FR-U	4017
Power Equipment	IM 350 / IM 351 / IM 352		82 cc			W14F-U	4012	0,7	W14FR-U	4017
Power Equipment	LA 400 / LA490 / LA 510					W14F-U	4012	0,7	W14FR-U	4017
<b>ISHIKAWAJIMA-SHIBAURA</b>										
Brushcutters	B18 / B20 / B20DU / B24 / B24DU					W20MP-U	6023	0,6		
Brushcutters	B30 / B31DU / B35DU					W20MP-U	6023	0,6		
Brushcutters	H18D / H20D / H23D / H26D / H35D					W22MP-US	6049	0,6	W22MPR-U	6043
Brushcutters	SB19 / SB24 / SB30 / SB40					W20M-US	6036	0,7	W20MR-U	6025
Brushcutters	SCK30D / SCY24 / SCY24A					W20M-US	6036	0,7	W20MR-U	6025
<b>JACKSON</b>										
Mowers	All Models					W9LM-US	6057	0,8	W9LMR-US	6071
<b>JACOBSEN</b>										
Mowers			B & S Engine			W14-US	6033	0,8		
Mowers			Clinton Engine			W14-US	6033	0,6		
Mowers			Jacobsen Engine			W9LM-US	6057	0,8	W9LMR-US	6071
Mowers	67 / 192 CID		Ford Engine			W14L	6013	0,8		
Mowers	All 18mm thread					L14-U	5000	0,8	L14R-U	5049
Mowers	EY25W		Robin Engine			W20FS-U	3073	0,8	W20FSR-U	6053
Mowers	K181		Kohler Engine			W14-US	6033	0,8		
Mowers	K241 / K301 / K321 / K341 / K361 / K582		Kohler Engine			W14L	6013	0,8		
Mowers	KSG-4111 67 CID		Ford Engine			W14L	6013	0,8		
<b>JO-BU</b>										
Brushcutters	Companion					W20M-US	6036	0,5	W20MR-U	6025
Brushcutters	R50					T22M-U	6041	0,5		
Chainsaws	L-6 / L-7 / L-8 / L-73 / L-81 / R-7					W22MP-US	6049	0,5	W22MPR-U	6043
Chainsaws	L-86S / L-86B / L-860 / L86-6					W22MP-US	6049	0,5	W22MPR-U	6043
Chainsaws	LF-50 / LF-50B / LP-6 / LP-50					T22M-U	6041	0,5		
Chainsaws	LP-6 / LP-6B / LP-68V					T22M-U	6041	0,5		
Chainsaws	M-5					W20FP-U	3068	0,5	W20FPR-U	3070
Chainsaws	SL-2 / SL-3 / SL-3S / SL-31 / SL-35					W20M-US	6036	0,5	W20MR-U	6025
Chainsaws	SL-21 / L-35					W22M-US	6048	0,7		
<b>JOHN DEERE</b>										
Brushcutters	83G					W14M-US	6034	0,7	W14MR-U	6019
Brushcutters	90G					W20M-US	6036	0,7	W20MR-U	6025
Brushcutters	1032					W14-US	6033	0,5		
Chainsaws	8 / 9 / 12 / 14 / 15 / 17 / 18 / 19 / 50V / 61 / 81 / 91					W22M-US	6048	0,7		
Chainsaws	23 / 28 / 30 / 40V / 50					W20M-US	6036	0,7	W20MR-U	6025
Chainsaws	25EV / 35EV / 46EV / 51SV / 55EV / 65EV					W22MP-US	6049	0,7	W22MPR-U	6043
Chainsaws	65SV / 66SV / 80EV / 450V / 800V					W22MP-US	6049	0,7	W22MPR-U	6043
Chainsaws	70V / RV70EV / 72 / 80EV / S80 / S82					W22MP-US	6049	0,6	W22MPR-U	6043
Tractors	108 / 111 / 111H					W20M-US	6036	0,5	W20MR-U	6025
Tractors	130					W16EP-U	3018	0,6	W16EPR-U	3021









# Spark Plugs

## Application Tables – Small Engine

				KW	HP	Standard			Alternative	
										
<b>JOHN DEERE</b> <i>continued</i>										
Tractors	160 / 165					W20M-US	6036	0,6	W20MR-U	6025
Tractors	180 / 185					W16EP-U	3018	0,6	W16EPR-U	3021
Tractors	210 / 212 / 216 / 314					W16LS	3035	0,6		
Tractors	316 / 318 / 420							0,6	T16EPR-U	5022
Tractors	F910 / F930							0,6	T16EPR-U	5022
<b>JOHNSON</b>										
	Electric Unit					W14-US	6033	0,8		
	Iron Horse					W14-US	6033	0,8		
	Utilimotor					L14-U	5000	0,8	L14R-U	5049
<b>JONSERED</b>										
Blower	BV32					W20MP-U	6023	0,5		
Brushcutters / Trimmers	BP40							0,5	W22MPR-U	6043
Brushcutters / Trimmers	GR24 / GR24L / GR28 / GR28L					W20MP-U	6023	0,5		
Brushcutters / Trimmers	GR26 (C/D/L) / GR32 (C/D/L) / GR36 (C/D)							0,5	W22MPR-U	6043
Brushcutters / Trimmers	GR41 / GR44 / GR50					W22MP-US	6049	0,5	W22MPR-U	6043
Brushcutters / Trimmers	GT21L / GT22L / GT24L / GT26L / GT32L					W20MP-U	6023	0,5		
Brushcutters / Trimmers	HT21 / HT22 / HT24					W20MP-U	6023	0,5		
Brushcutters / Trimmers	RS38					W16FS-U	3034	0,5	W16FSR	3033
Brushcutters / Trimmers	RS40 / RS41 / RS44 / RS45					W22MP-US	6049	0,5	W22MPR-U	6043
Brushcutters / Trimmers	RS50 / RS51 / RS52					W22MP-US	6049	0,5	W22MPR-U	6043
Chainsaws	45 / 49SP / 50 / 51 / 52 / 52E / 66E / 70E					W22MP-US	6049	0,5	W22MPR-U	6043
Chainsaws	80 / 111 / 361 / 365 / 370 / 380					W22MP-US	6049	0,5	W22MPR-U	6043
Chainsaws	410 / 420 / 435 / 450 / 455 / 490					W22MP-US	6049	0,5	W22MPR-U	6043
Chainsaws	365ACB / 435EVS					W22MP-US	6049	0,5	W22MPR-U	6043
Chainsaws	450 / 525					W22MP-US	6049	0,5	W22MPR-U	6043
Chainsaws	520EV / 520SP					W22MP-US	6049	0,5	W22MPR-U	6043
Chainsaws	521 / 521EV / 525 / 601 / 621 / 625					W22MP-US	6049	0,5	W22MPR-U	6043
Chainsaws	630 / 630 ES / 670 / 670ES / 751 / 801					W22MP-US	6049	0,5	W22MPR-U	6043
Chainsaws	820 / 820ES / 830 / 840 / 910					W22MP-US	6049	0,5	W22MPR-U	6043
Chainsaws	920 / 920 Super / 930 / 1020 / 1020 ES					W22MP-US	6049	0,5	W22MPR-U	6043
Chainsaws	2036 / 2040 / 2041 / 2045 / 2050 / 2055					W22MP-US	6049	0,5	W22MPR-U	6043
Chainsaws	2077 / 2083 / 2094 / 2095					W22MP-US	6049	0,6	W22MPR-U	6043
Chainsaws	L1L-J / M36 / M361 / M361AV / 365					W22M-US	6048	0,5		
Chainsaws	M50 / M52 / M52E / M60 / M62 / M66 / M70 / M75 / M80					W22MP-US	6049	0,5	W22MPR-U	6043
Chainsaws	M110 / M601 / M621 / M751 / MK-70 / MK-80					W22MP-US	6049	0,5	W22MPR-U	6043
Chainsaws	M801 / M630S					W22MP-US	6049	0,5	W22MPR-U	6043
Chainsaws	MK70 / MK80					W22MP-US	6049	0,5	W22MPR-U	6043
Chainsaws	R552					W22MP-US	6049	0,5	W22MPR-U	6043
Chainsaws	RS40 / RS45					W22MP-US	6049	0,5	W22MPR-U	6043
Chainsaws	Super III					W22MP-US	6049	0,5	W22MPR-U	6043
Cutters	HP36					W22MP-US	6049	0,5	W22MPR-U	6043
Log Splitters	Split 40					W22MP-US	6049	0,5	W22MPR-U	6043
Mowers	346 / 350S / 446R / 446RD / 446RDE		B & S Engine			W9LM-US	6057	0,7	W9LMR-US	6071
Mowers	450M / 450R / 455SD / 455RD / 555RD / 555RDE		Tecumseh Engine			W9LM-US	6057	0,7	W9LMR-US	6071
Mowers	JS241		B & S Engine			W9LM-US	6057	0,7	W9LMR-US	6071
Pumps	WP25					W20MP-U	6023	0,5		
<b>KATO</b>										
Mowers			B & S / Kohler Eng.			W9LM-US	6057	0,8	W9LMR-US	6071
Mowers	G200		Honda Engine			W16FS-U	3034	0,8	W16FSR	3033
<b>KAWASAKI</b>										
Blowers	KRB 400A / B		49 cc					0,5	W22MPR-U	6043
Brushcutters	KHD 600A / B		23 cc					0,7	W14MR-U	6019
Brushcutters	KHS 750A / B		23 cc					0,7	W14MR-U	6019
Brushcutters	KHT 600D		23 cc					0,7	W14MR-U	6019
Brushcutters	KHT 750D		23 cc					0,7	W14MR-U	6019
Generators	GA 1000 / GA 1400							0,8	W20SR-U	3076
Generators	GA 1800A / GA 2300A							0,7	W14FPR-U	4184
Generators	GA 3200A / GA 2300AS							0,7	W14FPR-U	4184
Generators	GA 550A / GC 550A / GD 550A		4-Stroke 76 cc					0,7	W20MR-U	6025
Generators	GA1000A / GA1400A		4-Stroke 129 cc					0,7	W20MR-U	6025
Generators	GD 700A / GD 700AS		4-Stroke 76 cc					0,7	W20MR-U	6025









# Spark Plugs

## Application Tables – Small Engine

				KW	HP					
KAWASAKI <i>continued</i>										
Generators	GE 2200A / GE 2900A		4-Stroke OHV	171 cc					0,7	W16EPR-U 3021
Generators	GE 2900 / GE 4000								0,7	W16EPR-U 3021
Generators	GE 4300(A) / GE 4500(A)		4-Stroke, OHV						0,7	W16EPR-U 3021
Generators	GE 5000 / GE 5000AS		4-Stroke, OHV	286 cc					0,7	W16EPR-U 3021
Generators	KG 750 / KG 1100 / KG 2900								0,8	W20SR-U 3076
Generators	KG 550B / KG 1600(B) / KG 2900								0,7	W20FSR-U 6053
Generators	KG 600 / KG 700 / KG 750					W20FS-U	3073		0,7	W20FSR-U 6053
Power Equipment	FA 76 / FA 76 D / FA 130 / FA 210								0,7	W20MR-U 6025
Power Equipment	FA 130D			129 cc	2.3	3.1			0,7	W20MR-U 6025
Power Equipment	FA 210D			207 cc	3.8	5.2			0,7	W20MR-U 6025
Power Equipment	FA 210V			207 cc	3.8	5.2			0,7	W20MR-U 6025
Power Equipment	FB 460 / FB 460 VD			460 cc	9.3	12.5			0,7	W14MR-U 6019
Power Equipment	FC 150								0,7	W20EPR-U 3047
Power Equipment	FC 150V		OHV	153 cc	3.7	5.0			0,7	W20EPR-U 3047
Power Equipment	FC 180V		OHV	182 cc	4.5	6.0			0,7	W16EPR-U 3021
Power Equipment	FC 290 / FC 401 / FC 420 / FC 540								0,7	W16EPR-U 3021
Power Equipment	FC 290V		OHV	286 cc	6.6	9.0			0,7	W16EPR-U 3021
Power Equipment	FC 400V / FC 401V		OHV	423 cc	9.7	13.0			0,7	W16EPR-U 3021
Power Equipment	FC 420V		OHV	423 cc	10.4	14.0			0,7	W16EPR-U 3021
Power Equipment	FC 540V		OHV	535 cc	12.5	17.0			0,7	W16EPR-U 3021
Power Equipment	FD 440V / FD 440D (Liquid V-Twin)		OHV	437 cc	10.7	14.5			0,7	W20MR-U 6025
Power Equipment	FD 501V / FD 501D (Liquid V-Twin)		OHV	437 cc	11.8	16.0			0,7	W20MR-U 6025
Power Equipment	FD 590V (Liquid V-Twin)		OHV	585 cc	13.2	18.0			0,7	W20MR-U 6025
Power Equipment	FD 620D (Liquid V-Twin)		OHV	617 cc	14.9	20.0			0,7	W14MR-U 6019
Power Equipment	FE 120 (D)		OHV	124 cc	2.8	3.7			0,7	W16EPR-U 3021
Power Equipment	FE 170(D)		OHV	171 cc	3.9	5.3			0,7	W16EPR-U 3021
Power Equipment	FE 250(D)		OHV	249 cc	5.8	7.9			0,7	W16EPR-U 3021
Power Equipment	FE 290(D)		OHV	286 cc	6.6	9.0			0,7	W16EPR-U 3021
Power Equipment	FE 350(D)		OHV	351 cc	8.2	11.1			0,7	W16EPR-U 3021
Power Equipment	FG 110 / FG 150 / FG 200 / FG 201					W14FP-U	4013		0,7	W14FPR-U 4184
Power Equipment	FG 230 / FG 270 / FG 300					W14FP-U	4013		0,7	W14FPR-U 4184
Power Equipment	FG 150D			151 cc	2.6	3.6	W14FP-U	4013	0,7	W14FPR-U 4184
Power Equipment	FG 200D			201 cc	3.7	5.0	W14FP-U	4013	0,7	W14FPR-U 4184
Power Equipment	FG 300D			296 cc	5.5	7.5	W14FP-U	4013	0,7	W14FPR-U 4184
Power Equipment	KF 100D			397 cc	7.4	10.0	W14F-U	4012	0,7	W14FR-U 4017
Power Equipment	FA 760 D			76 cc	1.3	1.7			0,7	W20MR-U 6025
Power Equipment	FB 460 (VD)			460 cc	9.2	12.5			0,7	W14MR-U 6019
Power Equipment	FE 620(D) (Liquid V-Twin)		OHV	617 cc	14.9	20.0			0,7	W14MR-U 6019
Power Equipment	KF 34 / KF 64 / KF 81						W20M-US	6036	0,7	W20MR-U 6025
Power Equipment	KF 82 (D)			341 cc	6.0	8.2	W20FS-U	3073	0,7	W20FSR-U 6053
Power Equipment	KF 24 / KF 53A			341 cc			W20FS-U	3073	0,7	W20FSR-U 6053
Power Equipment	KF 150(D)			581 cc	10.3	14.0	W14F-U	4012	0,7	W14FR-U 4017
Power Equipment	KF 200(D)						W14F-U	4012	0,7	W14FR-U 4017
Power Equipment	KT 12D / KT 12J / KT15D		2-Cyl.	795 cc	14.7	20.0	W14F-U	4012	0,7	W14FR-U 4017
Power Equipment	KT 15J		2-Stroke				W22M-US	6048	0,7	
Power Equipment	KT 12 AD / KT 17		2-Stroke				W20S-U	3075	0,7	W20SR-U 3076
Power Equipment	KT 17J		2-Stroke						0,7	W20MR-U 6025
Power Equipment	KT 18 J / KT 28	(83-)	2-Stroke				W22M-US	6048	0,7	
Power Equipment	KT 18 J / KT 28	(-82)	2-Stroke				W14-US	6033	0,7	
Power Equipment	KT 29 / KT 33 / KT 43		2-Stroke				W20S-U	3075	0,7	W20SR-U 3076
Power Equipment	KT 30 J / KT 35		2-Stroke				W20FS-U	3073	0,7	W20FSR-U 6053
Power Equipment	TA 33 / TD 48 / TF 22						W20S-U	3075	0,7	W20SR-U 3076
Power Equipment	TA 36 / TA 40 / TA 51						W20M-US	6036	0,7	W20MR-U 6025
Power Equipment	TD 18				1.7	2.3	W22S-U	4027	0,7	
Power Equipment	TD 24 / TD 33			29 cc			W20M-US	6036	0,7	W20MR-U 6025
Power Equipment	TD 40 / TD 48						W20M-US	6036	0,7	W20MR-U 6025
Power Equipment	TD 51						W20M-US	6036	0,7	W20MR-U 6025
Power Equipment	TE 27 / TE 35 / TE 40 / TE 48 / TE 56		2-Stroke				W22M-US	6048	0,7	
Power Equipment	TE 40-MX				1.8	2.4	W20M-US	6036	0,7	W20MR-U 6025
Power Equipment	TEX 54		2-Stroke	48 cc	2.8	3.7	W20M-US	6036	0,7	W20MR-U 6025
Power Equipment	TF 22 / TF 23 / TF 24 / TF 33		2-Stroke		0,6 - 1,1	0,8 - 1,5	W22M-US	6048	0,7	
Power Equipment	TG 18 / TG 20 / TG 24 / TG 25 / TG 28 / TG 33		2-Stroke		0,4 - 1,0	0,6 - 1,4	W20M-US	6036	0,7	W20MR-U 6025
Power Equipment	TGX 23		2-Stroke	25 cc	0.7	0.9	W20M-US	6036	0,7	W20MR-U 6025

# Spark Plugs









## Application Tables – Small Engine









				KW	HP	Standard			Alternative	
										
<b>KAWASAKI</b> <i>continued</i>										
Power Equipment	TH 43 / TH 48		2-Stroke	1,3 - 1,4	1,8 - 1,9	W20M-US	6036	0,7	W20MR-U	6025
Pumps	KWN10A		TF22H 23 cc			W22M-US	6048	0,7		
Pump	KWN15A	4-Stroke, SV	FA 76D 76 cc			W20M-US		0,7	W20MR-U	6025
Pumps	KWN20A		FE120D 124 cc					0,7	W16EPR-U	3021
Pumps	KWN30A		FE170D 171 cc					0,7	W16EPR-U	3021
Trimmer	KBH 26A		26					0,7	W22MPR-U	6043
Trimmer	KBH 27A		27 cc	1.2	1.6			0,7	W20MPR-U10	6032
Trimmer	KBH 33A		33 cc					0,7	W20MR-U	6025
Trimmer	KBH 34A		34 cc	1.5	2.0			0,7	W20MR-U	6025
Trimmer	KBH 43A		43 cc	2.0	2.7			0,7	W20MR-U	6025
Trimmer	KBH 48A		48 cc	2.2	3.0			0,7	W20MR-U	6025
Trimmer	KBL 23A		23 cc	1.0	1.3			0,7	W22MPR-U	6043
Trimmer	KBL 26A		26 cc					0,7	W22MPR-U	6043
Trimmer	KBL 27A		27 cc	1.2	1.6			0,7	W20MPR-U10	6032
Trimmer	KBL 34A		34 cc	1.5	2.0			0,7	W20MR-U	6025
Trimmer	KBL 43A		43 cc	2.0	2.7			0,7	W20MR-U	6025
Trimmer	KBL 48A		48 cc	1.6	3.0			0,7	W20MR-U	6025
<b>KEE</b>										
Mowers			B & S Engine			W9LM-US	6057	0,8	W9LMR-US	6071
Mowers			Honda Engine	1.6	2.2	W22MP-US	6049	0,8	W22MPR-U	6043
Mowers	K 181		Kohler Engine			W14-US	6033	0,8		
<b>KINCO</b>										
Mowers	All Models					W9LM-US	6057	0,8	W9LMR-US	6071
<b>KING O' LAWN</b>										
Chainsaws	Mark II					W20M-US	6036	0,6	W20MR-U	6025
<b>KIORITZ</b>										
Brushcutters	CSAH302 / DM9 / GTL140A / GT140B					W20M-US	6036	0,6	W20MR-U	6025
Brushcutters	GT160 / GT160A					W20M-US	6036	0,6	W20MR-U	6025
Brushcutters	GT200 / HC140 / HC160 / HC200 / HC210E / HT200					W20M-US	6036	0,6	W20MR-U	6025
Brushcutters	PB200 / PB202 / PB400 / PB400E					W20M-US	6036	0,6	W20MR-U	6025
Brushcutters	PB9					W14-US	6033	0,6		
Brushcutters	SRM-140D / SRM-141D / SRM-200D / SRM-202DA					W20M-US	6036	0,6	W20MR-U	6025
Brushcutters	SRM-140DA / SRM-190 / SRM-200 / SRM-200B					W20M-US	6036	0,6	W20MR-U	6025
Brushcutters	SRM-200AE / SRM-200DA / SRM-200DB					W20M-US	6036	0,6	W20MR-U	6025
Brushcutters	SRM-201F / SRM201FA / SRM-205D / SRM-401					W20M-US	6036	0,6	W20MR-U	6025
Brushcutters	SRM-300E / SRM300AE / SRM-302ADX / SRM-501DE					T20M-U	6039	0,6		
Chainsaws	2800 / 2900 / 4600					W22MP-US	6049	0,6	W22MPR-U	6043
Chainsaws	280E / 290EVL / 400 / 400EVL / 500VL / 500EVL					W20MP-U	6023	0,6		
Chainsaws	290VL / 400EVL / 500VL					W22MP-US	6049	0,6	W22MPR-U	6043
Chainsaws	301 / 302 / 302S / 302VL / 304 / 315 / 315VL / 330					W20M-US	6036	0,6	W20MR-U	6025
Chainsaws	304 / 315 / 330					W20M-US	6036	0,6	W20MR-U	6025
Chainsaws	351 / 351VL					W20M-US	6036	0,6	W20MR-U	6025
Chainsaws	440EVL / 550EVL / 602EVL / 602VL					W22MP-US	6049	0,6	W22MPR-U	6043
Chainsaws	451VL / 452VL					W20M-US	6036	0,6	W20MR-U	6025
Chainsaws	601 / 601VL / 601S / 601SVL / 701VL					W20M-US	6036	0,6	W20MR-U	6025
Chainsaws	602EVL / 602VL / 650 / 702EVL / 702VL / 825EVL					W20M-US	6036	0,6	W20MR-U	6025
Chainsaws	60S / 80Z / 100 / 280 / S-290EVL					W20M-US	6036	0,6	W20MR-U	6025
Chainsaws	610VL / 650EVL / 660EVL / 702EVL					W22MP-US	6049	0,6	W22MPR-U	6043
Chainsaws	701 / 701S / 701SEL / 701VL / 701SVL / 801 / 802 / 802S					W20M-US	6036	0,6	W20MR-U	6025
Chainsaws	750EVL / 825EVL					W22MP-US	6049	0,6	W22MPR-U	6043
Chainsaws	900EVL / CS900 / 1001EVL					W22MP-US	6049	0,6	W22MPR-U	6043
Chainsaws	4600 / 5500					W22MP-US	6049	0,6	W22MPR-U	6043
Chainsaws	8000					W22MP-US	6049	0,6	W22MPR-U	6043
Chainsaws	CS2800					W20MP-U	6023	0,6		
Chainsaws	QV6700					W22MP-US	6049	0,6	W22MPR-U	6043
Chainsaws	S290 / 300EVL					W20M-US	6036	0,6	W20MR-U	6025



# Spark Plugs








## Application Tables – Small Engine

				KW	HP	Standard			Alternative		
											
<b>KIORITZ</b> <i>continued</i>											
Power Equipment	13.8cc , 20.1cc , 21.2cc , 30.1cc					W20M-US	6036	0,7	W20MR-U	6025	
Power Equipment	30.8cc , 39.7cc , 35.2cc , 44.3cc					W20M-US	6036	0,7	W20MR-U	6025	
Power Equipment	49.9cc					W20MP-U	6023	0,7			
Power Equipment	78.6cc					W22MP-US	6049	0,7	W22MPR-U	6043	
<b>KOHLER</b>											
Power Equipment	C 5 / CH 5		Command Single	180 cc	3.7	5.0			0,8	Q16PR-U	3137
Power Equipment	C 6 / CH 6		Command Single	180 cc	4.4	6.0			0,8	Q16PR-U	3137
Power Equipment	CH 11 / CV 11		Command Single	398 cc	8.1	11.0			0,8	Q16PR-U	3137
Power Equipment	CH 12.5 / CV 12.5		Command Single	398 cc	9.2	12.5			0,8	Q16PR-U	3137
Power Equipment	CH 13 / CV 13		Command Single	398 cc	9.8	13.0			0,8	Q16PR-U	3137
Power Equipment	CH 14 / CV 14		Command Single	398 cc	10.3	14.0			0,8	Q16PR-U	3137
Power Equipment	CH 15 / CV 15		Command Single	426 cc	11.2	15.0			0,8	Q16PR-U	3137
Power Equipment	CH 16 / CV 16		Command Single	426 cc	11.9	16.0			0,8	Q16PR-U	3137
Power Equipment	CV 17		Command Twin	624 cc	12.7	17.0			0,8	Q16PR-U	3137
Power Equipment	CH 18 / CV 18		Command Twin	624 cc	13.2	18.0			0,8	Q16PR-U	3137
Power Equipment	CH 20 / CV 20		Command Twin	624 cc	14.7	20.0			0,8	Q16PR-U	3137
Power Equipment	CH 22 / CV 22		Command Twin	624 cc					0,8	Q16PR-U	3137
Power Equipment	CH 23 / CV 23		Command Twin	624 cc	16.4	22.0			0,8	Q16PR-U	3137
Power Equipment	CH 25 / CV 25		Command Twin	725 cc	18.4	25.0			0,8	Q16PR-U	3137
Power Equipment	CH 26 / CH 26		Command Twin	725 cc	19.4	26.0			0,8	Q16PR-U	3137
Power Equipment	CV 460		Command Single	460 cc	11.9	16.0			0,8	Q16PR-U	3137
Power Equipment	CV 461		Command Single	460 cc	11.9	16.0			0,8	Q16PR-U	3137
Power Equipment	CV 490		Command Single	490 cc	12.7	17.0			0,8	Q16PR-U	3137
Power Equipment	CV 491		Command Single	490 cc	12.7	17.0			0,8	Q16PR-U	3137
Power Equipment	CV 492		Command Single	490 cc	12.7	17.0			0,8	Q16PR-U	3137
Power Equipment	CV 493		Command Single	490 cc	12.7	17.0			0,8	Q16PR-U	3137
Power Equipment	CV 624		Command Twin	674 cc	16.4	22.0			0,8	Q16PR-U	3137
Power Equipment	CV 675		Command Twin	674 cc	16.4	22.0			0,8	Q16PR-U	3137
Power Equipment	CV 724		Command Twin	725 cc	18.6	25.0			0,8	Q16PR-U	3137
Power Equipment	CH 730 / CV 730		Command Twin	725 cc	18.6	25.0			0,8	Q16PR-U	3137
Power Equipment	CH 740 / CV 740		Command Twin	725 cc	20.1	27.0			0,8	Q16PR-U	3137
Power Equipment	CH 745 / CV 745		Command Twin	725 cc	20.9	28.0			0,8	Q16PR-U	3137
Power Equipment	CS 4		Command Pro CS	123 cc	3.0	4.0			0,8	W14EPR-U	6011
Power Equipment	CS 6		Command Pro CS	171 cc	4.5	6.0			0,8	W14EPR-U	6011
Power Equipment	CS 8.5		Command Pro CS	251 cc	6.3	8.0			0,8	W14EPR-U	6011
Power Equipment	CS 10		Command Pro CS	301 cc	7.5	10.0			0,8	W14EPR-U	6011

				KW	HP	Standard			Alternative		
											
<b>KOHLER <i>continued</i></b>											
Power Equipment	CS 12		Command Pro CS	357 cc	8.9	12.0			0,8	W14EPR-U	6011
Power Equipment	K 7		K-Series		2.9	4.0	W14-US	6033	0,8		
Power Equipment	K 12		K-Series		5.9	8.0	W14-US	6033	0,6		
Power Equipment	K 90 / K 91 / K101		K-Series		2.9	4.0	W14-US	6033	0,5		
Power Equipment	K 121		K-Series		3.7	5.0	W14-US	6033	0,5		
Power Equipment	K 141		K-Series		4.6	6.3	W14-US	6033	0,5		
Power Equipment	K 160 / K 161		K-Series	277 cc	5.1	7.0	W14-US	6033	0,5		
Power Equipment	K 181 / L 181		K-Series	305 cc	5.9	8.0	W14-US	6033	0,5		
Power Equipment	K 241		K-Series	392 cc	7.4	10.0	W16LS	3035	0,5		
Power Equipment	K 301		K-Series	476 cc	8.8	12.0	W16LS	3035	0,5		
Power Equipment	K 321		K-Series	513 cc	10.3	14.0	W16LS	3035	0,5		
Power Equipment	K 330 / K 331		K-Series		10.3	14.0	W14-US	6033	0,5		
Power Equipment	K 341		K-Series	588 cc	11.8	16.0	W16LS	3035	0,5		
Power Equipment	K 361		K-Series	588 cc	13.2	18.0	W16LS	3035	0,5		
Power Equipment	K 482		K-Series	810 cc	13.2	18.0	W16LS	3035	0,6		
Power Equipment	K 532		K-Series	880 cc	14.7	20.0	W16LS	3035	0,5		
Power Equipment	K 582		K-Series	946 cc	16.9	23.0	W16LS	3035	0,5		
Power Equipment	K 660 / K 662		K-Series		17.6	24.0	W14-US	6033	0,5		
Power Equipment	KL 25		K-Series		18.4	25.0	W20EP-U	3043	0,5	W20EPR-U	3047
Power Equipment	KT 17		K-Series	691 cc	12.5	17.0			0,5	T14PR-U	5020
Power Equipment	KT 19		K-Series	770 cc	14.0	19.0			0,5	T14PR-U	5020
Power Equipment	KT 20		K-Series		14.7	20.0			0,5	T14PR-U	5020
Power Equipment	KT 21		K-Series	865 cc	15.4	21.0			0,5	T14PR-U	5020
Power Equipment	LH 630		Aegis	624 cc	16.4	22.0			0,8	Q16PR-U	3137
Power Equipment	LH 640		Aegis	624 cc	17.9	24.0			0,8	Q16PR-U	3137
Power Equipment	LH 685		Aegis	674 cc	18.6	25.0			0,8	Q16PR-U	3137
Power Equipment	LH 690		Aegis	674 cc	19.4	26.0			0,8	Q16PR-U	3137
Power Equipment	LH 755		Aegis	748 cc	20.9	28.0			0,8	Q16PR-U	3137
Power Equipment	LH 775		Aegis	748 cc	23.1	31.0			0,8	Q16PR-U	3137
Power Equipment	LV 625		Aegis	624 cc	14.9	20.0			0,8	Q16PR-U	3137
Power Equipment	LV 675		Aegis	674 cc	17.2	23.0			0,8	Q16PR-U	3137
Power Equipment	LV 680		Aegis	674 cc	17.9	24.0			0,8	Q16PR-U	3137
Power Equipment	M 8		Magnum	75 cc	5.9	8.0			0,5	W20MR-U	6025
Power Equipment	M 10		Magnum	392 cc	7.4	10.0	W16LS	3035	0,5		
Power Equipment	M 12		Magnum	476 cc	8.8	12.0	W16LS	3035	0,5		
Power Equipment	M 14		Magnum		10.3	14.0			0,5	T14PR-U	5020
Power Equipment	M 16		Magnum	588 cc	11.8	16.0	W16LS	3035	0,5		
Power Equipment	M 18		Magnum	691 cc	13.2	18.0			0,5	T14PR-U	5020
Power Equipment	M 20		Magnum	770 cc	14.7	20.0			0,5	T14PR-U	5020
Power Equipment	MV 16		Magnum	770 cc	11.8	16.0			0,5	T14PR-U	5020
Power Equipment	MV 18		Magnum	691 cc	13.2	18.0			0,5	T14PR-U	5020
Power Equipment	MV 20		Magnum	770 cc	14.7	20.0			0,5	T14PR-U	5020
Power Equipment	SV 470		Courage Single	477 cc	11.2	15.0			0,8	Q16PR-U	3137
Power Equipment	SV 480		Courage Single	477 cc	11.9	16.0			0,8	Q16PR-U	3137
Power Equipment	SV 530		Courage Single	535 cc	12.7	17.0			0,8	Q16PR-U	3137
Power Equipment	SV 540		Courage Single	535 cc	13.4	18.0			0,8	Q16PR-U	3137
Power Equipment	SV 590		Courage Single	597 cc	14.1	19.0			0,8	Q16PR-U	3137
Power Equipment	SV 600		Courage Single	597 cc	14.9	20.0			0,8	Q16PR-U	3137
Power Equipment	TH 16		OHC	519 cc	11.9	16.0			0,8	Q16PR-U	3137
Power Equipment	TH 18		OHC	574 cc	13.4	18.0			0,8	Q16PR-U	3137
Power Equipment	TH 520		Triad OHC	520 cc	11.9	16.0			0,8	Q16PR-U	3137
Power Equipment	TH 575		Triad OHC	574 cc	13.4	18.0			0,8	Q16PR-U	3137
Power Equipment	TH 650		Triad OHC	653 cc	14.9	20.0			0,8	Q16PR-U	3137
Go Kart	XKE 6		Command	180 cc	4.5	6.0			0,8	Q16PR-U	3137
<b>KOMATSU</b>											
Lift Trucks	FG 08 Fuji EW 50			490 cc			W20ES-U	3051	0,7	W20ESR-U	3057
Lift Trucks	FG 10 / 14 / 15 ( Nissan D 11)			1138 cc			W20ES-U	3051	0,8	W20ESR-U	3057
Lift Trucks	FG 20 / 25 / 30 / 35 / 40 ( Nissan H 20)			1982 cc			W20ES-U	3051	0,8	W20ESR-U	3057
Lift Trucks	FG 25 / 30 / 35 ( Nissan H20)			1138 cc			W20ES-U	3051	0,8	W20ESR-U	3057
<b>KOMATSU ZENOAH</b>											
Blower	EB 430			42 cc			W16FS-U	3034	0,6	W16FSR	3033










# Spark Plugs

## Application Tables – Small Engine

				KW	HP	Standard			Alternative		
											
<b>KOMATSU ZENOAH <i>continued</i></b>											
Blower	EB 440		42 cc			W16FS-U	3034	0,6	W16FSR	3033	
Blower	EB 6200		42 cc			W16FS-U	3034	0,6	W16FSR	3033	
Chainsaws	G 36AV / G36AVS / G50AV					W22MP-US	6049	0,7	W22MPR-U	6043	
Chainsaws	G 250 TS		2-Stroke, 1-Cyl.	26 cc	0.9	1.2	W22MP-US	6049	0,6	W22MPR-U	6043
Chainsaws	G 300AV / G 300AVS / G 300T / G 300TS						W20MP-U	6023	0,6		
Chainsaws	G 320AV / G 320AVS / G 380AV / G 380AVS						W20MP-U	6023	0,6		
Chainsaws	G 400AVS / G 450AVS / G 560AV / G 560AVS						W22MP-US	6049	0,6	W22MPR-U	6043
Chainsaws	G 560AV / G560AVS						W22MP-US	6049	0,7	W22MPR-U	6043
Chainsaws	G 561AVS / G 651AVSH / G 620AV / G 620AVS						W22MP-US	6049	0,6	W22MPR-U	6043
Chainsaws	G 620AV / G620AVS						W22MP-US	6049	0,7	W22MPR-U	6043
Chainsaws	G 621AVS / G 621AVSH						W22MP-US	6049	0,6	W22MPR-U	6043
Drills	AG 230		G 23 LH	23 cc	0.7	1.0	W22MP-US	6049	0,6	W22MPR-U	6043
Drills	AG 431		G 4 K	42 cc			W16FS-U	3034	0,6	W16FSR	3033
Duster / Mister	MD 431 (A, D, M)			42 cc			W16FS-U	3034	0,6	W16FSR	3033
Hedge trimmers	HT 2300 A		G 23 LH	23 cc	0.7	1.0	W22MP-US	6049	0,6	W22MPR-U	6043
Hedge trimmers	CHT 2300 B / CHT 2300 D		G 23 LH	23 cc	0.7	1.0	W22MP-US	6049	0,6	W22MPR-U	6043
Hobby Engines	(Road)		G 23 LH (CDI)	23 cc	0.9	1.2	W22MP-US	6049	0,6	W22MPR-U	6043
Hobby Engines	(Road)		G 2 D 70-D	23 cc	1.4	1.9	W22M-US	6048	0,6		
Hobby Engines	(Road)	(Low load = option)	G 230 RC	cc	2.1	2.9			0,6	U22FSR-U	4008
Hobby Engines	(Road)	(Standard)	G 230 RC	23 cc	2.1	2.9			0,6	U24FSR-U	4010
Hobby Engines	(Road)	(High performance = option)	G 230 RC	23 cc	2.1	2.9			0,6	IUF24	5384
Hobby Engines	(Road)	(Tuning stage 1 = option)	G 230 RC	23 cc					0,7	IUF27A	5385
Hobby Engines	(Road)	(Tuning stage 2 = option)	G 230 RC	23 cc					0,7	IUF31A	5386
Hobby Engines	(Model airplane)		G 230 PU (CDI)	23 cc	1.3	1.8	W22M-US	6048	0,6		
Hobby Engines	(Helicopter)		G230PUH(CDI)	23 cc	1.3	1.8	W22M-US	6048	0,6		
Hobby Engines	(Boat)		G 230 PUM (CDI, Liquid.)	23 cc	1.3	1.8	W22M-US	6048	0,6		
Hobby Engines	(Model airplane)		G 380 PU	37 cc	1.7	2.3			0,6	W22MPR-U	6043
Hobby Engines	(Model airplane)		G 450 PU (CDI)	45 cc	2.4	3.3			0,6	W22MPR-U	6043
Hobby Engines	(Model airplane)		G 620 PU (CDI)	62 cc	3.5	4.7			0,6	W22MPR-U	6043
Hobby Engines	(Model airplane)		G 740 PU (CDI)	74 cc	4.0	5.5			0,6	W22MPR-U	6043
Power Equipment	G 1A / G 1A6			15 cc			W20M-US	6036	0,6	W20MR-U	6025
Power Equipment	G 1E			17 cc					0,6	W20MR-U	6025
Power Equipment	G 2A			23 cc			W20M-US	6036	0,6	W20MR-U	6025
Power Equipment	G 2C / G 2D / G 2D30 / G 2A16			23 cc			W22M-US	6048	0,6		
Power Equipment	G 2E			23 cc			W20M-US	6036	0,6	W20MR-U	6025
Power Equipment	G 310 / 3D10 / G 3D20			32 cc			W20MP-U	6023	0,6		
Power Equipment	G 3C / G3C76 / G3D10			32 cc			W16FS-U	3034	0,6	W16FSR	3033
Power Equipment	G 3 E			25 cc					0,6	W20MR-U	6025
Power Equipment	G 3 K			34 cc			W22M-US	6048	0,6		
Power Equipment	G 4C / G 4C63 / G 4C76			37 cc			W16FS-U	3034	0,6	W16FSR	3033
Power Equipment	G 4 K			42 cc			W16FS-U	3034	0,6	W16FSR	3033
Power Equipment	G 5C			53 cc			W20S-U	3075	0,6	W20SR-U	3076
Power Equipment	G 5E / G 5E2			52 cc			W16FS-U	3034	0,6	W16FSR	3033
Power Sprayers	NS 530 / RS 5 B		G 23 L	23 cc	0.7	1.0	W22MP-US	6049	0,6	W22MPR-U	6043
Power Sprayers	MD 20 AE						W22M-US	6048	0,6		
Power Sprayers	MD 40 AE						W16FS-U	3034	0,6	W16FSR	3033
Pumps	PE 250		2-Stroke, 1-Cyl.	34 cc			W22M-US	6048	0,6		
Pumps	PE 400		2-Stroke, 1-Cyl.	42 cc			W16FS-U	3034	0,6	W16FSR	3033
Trimmer	BC 153 E1 / BC 174 E						W20M-US	6036	0,6	W20MR-U	6025
Trimmer	BC 234 B						W22M-US	6048	0,6		
Trimmer	FBC 33						W20S-U	3075	0,7	W20SR-U	3076
<b>KUBOTA</b>											
Lawn Tractors					14.0	19.0			0,8	Q16PR-U	3137
Lawn Tractors	Model T - 14						W16FP-U	4019	0,8	W16FPR-U	4192
Lawn Tractors	Model WG 600				15.4	21.0			0,8	Q16PR-U	3137
Lawn Tractors	Model WG 750				17.6	24.0			0,8	Q16PR-U	3137
Lawn Tractors	Model WG 750		Severe service		17.6	24.0	Q20P-U	3125	0,8	Q20PR-U	3007
Mowers			OHV		3.7	5.0	W20EP-U	3043	0,8	W20EPR-U	3047

# Spark Plugs

## Application Tables – Small Engine









				KW	HP	Standard			Alternative			
												
<b>KUBOTA</b> <i>continued</i>												
Power Equipment	GH 120		4-Stroke	121 cc	2.7	3.7	W20FP-U	3068	0,7	W20FPR-U	3070	
Power Equipment	GH 150		4-Stroke	146 cc	3.7	5.0			0,8	W9EXR-U	6044	
Power Equipment	GH 170		4-Stroke	176 cc	4.0	5.5	W20FP-U	3068	0,7	W20FPR-U	3070	
Power Equipment	GH 250		4-Stroke	247 cc	5.9	8.0	W20FP-U	3068	0,7	W20FPR-U	3070	
Power Equipment	GH 280		4-Stroke	274 cc	6.6	9.0	W20FP-U	3068	0,7	W20FPR-U	3070	
Power Equipment	GH 400		4-Stroke	390 cc	9.6	13.0	W14FP-U	4013	0,5	W14FPR-U	4184	
Power Equipment	GS 90		4-Stroke	84 cc	1.0	1.4	W14F-U	4012	0,5	W14FR-U	4017	
Power Equipment	GS 130		4-Stroke	130 cc	1.7	2.3	W14FP-U	4013	0,5	W14FPR-U	4184	
Power Equipment	GS 150		4-Stroke	147 cc	2.0	2.7	W14FP-U	4013	0,5	W14FPR-U	4184	
Power Equipment	GS 160		4-Stroke	154 cc	2.0	2.8	W16EP-U	3018	0,8	W16EPR-U	3021	
Power Equipment	GS 200		4-Stroke	200 cc	2.8	3.1	W16EP-U	3018	0,8	W16EPR-U	3021	
Power Equipment	GS 230		4-Stroke	226 cc	2.9	4.0	W14FP-U	4013	0,5	W14FPR-U	4184	
Power Equipment	GS 280		4-Stroke	276 cc	4.0	5.5	W14FP-U	4013	0,5	W14FPR-U	4184	
<b>LA FONT</b>												
Log Splitters			B & S Engine				W20M-US	6036	0,6	W20MR-U	6025	
Log Splitters	K582		Kohler Engine				W16LS	3035	0,6			
<b>LANCASTER</b>												
Chainsaws	50HL / 50IL / 60HL / 600HL / 700HL						W20M-US	6036	0,8	W20MR-U	6025	
Chainsaws	200A / 325 / 350 / 350A / 350B / 350R						W14-US	6033	0,7			
Chainsaws	318A / 318PI / 400A						W14-US	6033	0,7			
Chainsaws	400A / 400B / 400S / 425 / 440 / 447 / 450						W14-US	6033	0,7			
Chainsaws	540 / 547 / 550 / 645 / 655 / 670						W14-US	6033	0,7			
Chainsaws	555 / 560						W20M-US	6036	0,7	W20MR-U	6025	
Chainsaws	558 / 650 / 658						W14-US	6033	0,7			
Chainsaws	Mini-Twelve / Mini Auto / SLA - 20						W20M-US	6036	0,7	W20MR-U	6025	
Chainsaws	Models 500 / 585 / 600						W14L	6013	0,7			
Chainsaws	Six - 10 / Eight - 20						W22FS-U	4025	0,7	W22FSR	4024	
<b>LANDMARK</b>												
			B & S Engine				W9LM-US	6057	0,8	W9LMR-US	6071	
			Tecumseh Engine				W14LM-US	6035	0,7	W14LMR-US	6072	
<b>LANDMASTER</b>												
Mowers	Stoic / Saturn		B & S Engine				W9LM-US	6057	0,7	W9LMR-US	6071	
<b>LANDONI</b>												
Brushcutters	LF30CF / LF30CL / LF30ST / LF36S / LF36ST / LF38S						W22MP-US	6049	0,5	W22MPR-U	6043	
Chainsaws	L-40						W20M-US	6036	0,6	W20MR-U	6025	
Chainsaws	L-48E / L-48S						W20MP-U	6023	0,6			
Chainsaws	L-75 / L-773						T20M-U	6039	0,6			
Chainsaws	L-771E / L-771S / L-772E / L-772L / L-772S						W20MP-U	6023	0,6			
Chainsaws	L-90						W24FS-U	4038	0,6	W24FSR	4037	
Chainsaws	L-98 / L-110						W22FS-U	4025	0,6	W22FSR	4024	
<b>LASER</b>												
Lawn Tractors	L 80						W9LM-US	6057	0,7	W9LMR-US	6071	
Lawn Tractors	L 85 / L 110								0,8	Q16PR-U	3137	
Lawn Tractors	L 120								0,6	T16PR-U	5025	
<b>LAWN CHIEF</b>												
Mowers			B & S Engine				W9LM-US	6057	0,8	W9LMR-US	6071	
Mowers			B & S Engine						0,8	Q16PR-U	3137	
<b>LAWNBOY</b>												
Brushcutters							T20M-U	6039	0,5			
Mowers			B & S Engine				W9LM-US	6057	0,7	W9LMR-US	6071	
Mowers			Tecumseh Engine				W14-US	6033	0,7			
Mowers	4535CT / 8290						W14-US	6033	0,8			
Mowers	M 18 (Kohler)				13.2	18.0			0,6	T14PR-U	5020	
Mowers	Sol. Std . Ignition						W14M-US	6034	0,8	W14MR-U	6019	
Mowers	Std . Ignition						W14M-US	6034	0,6	W14MR-U	6019	
<b>LAWNFLITE</b>												
Mowers	All Models		B & S Engine				W9LM-US	6057	0,8	W9LMR-US	6071	
Tractors			B & S Engine				W9LM-US	6057	0,8	W9LMR-US	6071	
Tractors			Tecumseh Engine				W14-US	6033	0,7			
<b>LAWNMASTER</b>												
Mowers	All Models		B & S Engine				W9LM-US	6057	0,8	W9LMR-US	6071	
<b>LAZY BOY</b>												
Mowers	All Models						W9LM-US	6057	0,8	W9LMR-US	6071	
<b>LINK</b>												
Mowers	24in. Flail Mower (Robin)						W16FS-U	3034	0,6	W16FSR	3033	



# Spark Plugs








## Application Tables – Small Engine








				KW	HP	Standard			Alternative		
											
<b>LITTLE WONDER</b>											
Mowers			B & S Engine			W9LM-US	6057	0,7	W9LMR-US	6071	
Mowers			Kohler Engine			W14-US	6033	0,7			
<b>LLOYDS</b>											
Mowers	Ariel		Honda Engine			W22FS-U	4025	0,6	W22FSR	4024	
Mowers	Paladin		Honda Engine			W22FS-U	4025	0,6	W22FSR	4024	
Mowers	Pennsylvania		Honda Engine			W16FS-U	3034	0,5	W16FSR	3033	
<b>LOCKE</b>											
Mowers			B & S Engine			W9LM-US	6057	0,8	W9LMR-US	6071	
<b>LOMBARD</b>											
Chainsaws	3.3A / 3.5 / 5.5A / 30 / 34 / 35 / 36 / 37					W20M-US	6036	0,6	W20MR-U	6025	
Chainsaws	4 / 7					W14-US	6033	0,6			
Chainsaws	AL-42 / AL-51 & Automatic					W22M-US	6048	0,7			
Chainsaws	AP22 / AP22-1 / AP22D / AP22D-1					W22MP-US	6049	0,7	W22MPR-U	6043	
Chainsaws	AP24 / AP24D / AP24SE					W22MP-US	6049	0,7	W22MPR-U	6043	
Chainsaws	AP42 / AP42-1 / AP42D / AP42D-AV / AP42SE					W22MP-US	6049	0,7	W22MPR-U	6043	
Chainsaws	F-54 / 660 / 68 / 69 / 70					W20M-US	6036	0,7	W20MR-U	6025	
Chainsaws	L-30 / L-50 / L-55 / L-70 / L-80 / L-90 / L-100					W20M-US	6036	0,7	W20MR-U	6025	
Chainsaws	Little lighting Deluxe / Super Deluxe / Comango					W22MP-US	6049	0,7	W22MPR-U	6043	
Chainsaws	Pony					T20M-U	6039	0,7			
Chainsaws	Super AL-42 / Auto / Super Comango / Auto:					W22M-US	6048	0,6			
Chainsaws	Super AV / Super Lighting					W22MP-US	6049	0,7	W22MPR-U	6043	
Chainsaws	Super L-100							0,6	W16PR-U	3037	
Chainsaws	Super: L-30 / L-50 / L-60 / L-70 / L-90					W20M-US	6036	0,6	W20MR-U	6025	
<b>MAG</b>											
Power Equipment	1026 SRL	(71-87)	4-Stroke 258 cc	4.4	6.0	W14F-U	4012	0,5	W14FR-U	4017	
Power Equipment	1029 SRL		4-Stroke 296 cc	5.1	7.0	W14F-U	4012	0,5	W14FR-U	4017	
Power Equipment	1040 SRL		4-Stroke 391 cc	6.6	9.0	W14F-U	4012	0,5	W14FR-U	4017	
Power Equipment	1045 SRL		4-Stroke 450 cc	7.4	10.0	W14F-U	4012	0,5	W14FR-U	4017	
Power Equipment	1017 SRL	(71-84)	4-Stroke 258 cc	2.9	4.0	W14F-U	4012	0,5	W14FR-U	4017	
Power Equipment	2055 SRL	(53-84)	4-Stroke 258 cc	8.8	12.0	W22FS-U	4025	0,5	W22FSR	4024	
<b>MAGNA</b>											
Log Splitters			B & S Engine			W9LM-US	6057	0,6	W9LMR-US	6071	
Log Splitters			Tecumseh Engine			W14-US	6033	0,6			
<b>MAINLINE</b>											
Log Splitters	Acme					W16FS-U	3034	0,8	W16FSR	3033	
Log Splitters	ML 35 Cultivator					W22M-US	6048	0,6			
Mowers	Acme					W16FS-U	3034	0,8	W16FSR	3033	
Mowers			B & S Engine			W9LM-US	6057	0,8	W9LMR-US	6071	
<b>MANG</b>											
Mowers			B & S Engine			W9LM-US	6057	0,8	W9LMR-US	6071	
Mowers	AENL		Wisconsin Engine			L14-U	5000	0,8	L14R-U	5049	
Mowers	EY 25W / EY 44W		Robin			W16FS-U	3034	0,8	W16FSR	3033	
Mowers	K 161		Kohler Engine			W9LM-US	6057	0,8	W9LMR-US	6071	
Mowers	K 241		Kohler Engine			W14L	6013	0,8			
<b>MASSEY - FERGUSON</b>											
Chainsaws	190A / 250					T22M-U	6041	0,7			
Chainsaws	370 / 370A / 370AR					W20M-US	6036	0,7	W20MR-U	6025	
Garden Tractors	MF85					W20M-US	6036	0,6	W20MR-U	6025	
Garden Tractors	MF1200 / MF1450 / MF1650					W16LS	3035	0,8			
Mowers	All Models					W14-US	6033	0,8			
Tractors	Model 35 ( T.V.O.)					W14E	6009	0,7			
Tractors	TE - 20 (Continental)					L14-U	5000	0,7	L14R-U	5049	
Tractors	TE - A20 / C20 / K20 / P 20					W16FS-U	3034	0,7	W16FSR	3033	
Tractors	TE - D20 / E20 / H20 / J20 / L20 / M20 / R20					W14E	6009	0,7			
<b>MASTER CUT</b>											
Brushcutters											
Mowers			B & S Engine			W9LM-US	6057	0,7	W9LMR-US	6071	
<b>MASTERCRAFT</b>											
Mowers			Tecumseh Engine			W14LM-US	6035	0,8	W14LMR-US	6072	
<b>MATELEST</b>											
Chainsaws	MAT - 101 - 10					W20M-US	6036	0,7	W20MR-U	6025	
Chainsaws	MAT - 101 - 12					W20M-US	6036	0,7	W20MR-U	6025	

				KW	HP	Standard			Alternative	
										
<b>MATELEST</b> <i>continued</i>										
Chainsaws	MAT - 106 / MAT - EX					W20M-US	6036	0,7	W20MR-U	6025
<b>MAVERICK</b>										
Mowers	All Models					W20M-US	6036	0,8	W20MR-U	6025
<b>MAXIM</b>										
Log Splitters			B & S Engine			W9LM-US	6057	0,8	W9LMR-US	6071
Mowers			B & S Engine			W9LM-US	6057	0,8	W9LMR-US	6071
<b>McCULLOCH</b>										
Brushcutters	BP 26AV / BP 30AV / BP 38AV					T20M-U	6039	0,6		
Brushcutters	Mac 17 / Mac 21 / Mac 25 / Mac 26					T20M-U	6039	0,6		
Brushcutters	Mac 22 / Mac 23					W22M-US	6048	0,6		
Brushcutters	Mac 30 / Mac 30AV / Mac 38AV					T20M-U	6039	0,6		
Brushcutters	Mac 32 / Mac 37					W16FS-U	3034	0,5	W16FSR	3033
Brushcutters	Mac 52					W20S-U	3075	0,5	W20SR-U	3076
Brushcutters	Mac 60SX / Mac 80A / Mac80SX / Mac 90 / Mac 95					T20M-U	6039	0,6		
Brushcutters	Super MAC 28 / 30AV / 38AV / Pro Mac 38AV					T20M-U	6039	0,6		
Brushcutters	Trim Mac 24 / Trim Mac 26					T20M-U	6039	0,6		
Chainsaws	1.9 / 2.3					W22MP-US	6049	0,7	W22MPR-U	6043
Chainsaws	1-40 / 1-50 Series / 1-60 Series					W14-US	6033	0,6		
Chainsaws	1-70 / 1-71 / 1-72					W14-US	6033	0,6		
Chainsaws	5 - 10A / 5 - 10G / LG - 6 / 6 - 10					T22M-U	6041	0,7		
Chainsaws	6 - 10A / S6 - 10A / 7 - 10A					T22M-U	6041	0,7		
Chainsaws	10 - 10A / PM55					T20M-U	6039	0,6		
Chainsaws	10 - 10L / S10 - 10 / S10 - 10E / S10 - 10L					T20M-U	6039	0,6		
Chainsaws	250 / S250 / 550 / S550					W14-US	6033	0,7		
Chainsaws	640 / 650 / 660					W14-US	6033	0,6		
Chainsaws	795L					T20M-U	6039	0,6		
Chainsaws	895 / PM - 6A / Mini - Mac - 6 / PM570					T20M-U	6039	0,6		
Chainsaws	CP - 125 / CP - 125S					T20M-U	6039	0,6		
Chainsaws	CP - 70 / CP - 70L					T22M-U	6041	0,7		
Chainsaws	Daytona 1000					T20M-U	6039	0,7		
Chainsaws	Daytona 3000					W22MP-US	6049	0,7	W22MPR-U	6043
Chainsaws	G - 70 / SP - 80 / PM - 60 / SP - 81					T22M-U	6041	0,7		
Chainsaws	Mac - 10 Series : 4 - 10 / 5 - 10					T22M-U	6041	0,7		
Chainsaws	Mac - 110 / 120 / 130 / 140 / 160S					T20M-U	6039	0,7		
Chainsaws	Mighty Might					W22M-US	6048	0,7		
Chainsaws	Mini Mac - 6A / CP - 55					T20M-U	6039	0,6		
Chainsaws	Mini Mac: 25 / 30 / 35					T20M-U	6039	0,6		
Chainsaws	Mini Pro: 25 / 30 / 35					T20M-U	6039	0,6		
Chainsaws	Mustang					T20M-U	6039	0,7		
Chainsaws	PM - 6 / P - 10 - 10A / PM - 105					T20M-U	6039	0,6		
Chainsaws	PM - 55 / 110 / 120 / 130 / 140					T20M-U	6039	0,6		
Chainsaws	PM - 310 / 320 / 330 / 340 / 555					T20M-U	6039	0,6		
Chainsaws	PM - 360 / 364 / 374 / 394					T20M-U	6039	0,6		
Chainsaws	PM - 470 / 474 / 480 / 484 / 486 / 494					T20M-U	6039	0,6		
Chainsaws	PM - 610-40 / PM610-50					T20M-U	6039	0,6		
Chainsaws	PM - 650-40 / PM - 650-50 / PM800 / PM850 / DE80					T20M-U	6039	0,6		
Chainsaws	PM - 730 / 735 / 740					T20M-U	6039	0,6		
Chainsaws	PM - 3500 / 4000 / 5000					T20M-U	6039	0,6		
Chainsaws	Power - Mac 310 / 320					T20M-U	6039	0,6		
Chainsaws	Power - Mac 330 / 340 / 380 / 390					T20M-U	6039	0,6		
Chainsaws	Pro - Mac 10 / 36 / 40 / 46 / 105					T20M-U	6039	0,6		
Chainsaws	Pro - Mac 51 / 55					T20MP-U	6040	0,6		
Chainsaws	Pro - Mac 510 / 555 / 570 / 610 / 645 / 650 / 655 / 690					T20M-U	6039	0,6		
Chainsaws	Pro - Mac 60 / 510 / 570 / 605 / 850					T22M-U	6041	0,7		
Chainsaws	Pro - Mac 610 - 20					T20M-U	6039	0,6		
Chainsaws	Pro - Mac 700 / 800 / 1000 / 1010					T20M-U	6039	0,6		
Chainsaws	S10 - 10LA : 795 / 795L / 797 / S797					T20M-U	6039	0,6		
Chainsaws	S2 - 10A / SLG - 2 / 3 - 10 / 3 - 10E / 10 - 10					T20M-U	6039	0,6		
Chainsaws	S250 / S550					W14-US	6033	0,6		
Chainsaws	SP40 / SP70 / SP80 / SP81 / SP105 / SP125C					T22M-U	6041	0,6		
Chainsaws	SP60					T20M-U	6039	0,6		

# Spark Plugs

## Application Tables – Small Engine








				KW	HP	Standard			Alternative			
												
<b>McCULLOCH</b> <i>continued</i>												
Chainsaws	Titan 7 / 35 / 57 / 70					T20M-U	6039	0,6				
Chainsaws	Titan 40 / 50					T20M-U	6039	0,6				
Chainsaws	Wildcat / Eagle 50 / Mac 160S					T20M-U	6039	0,7				
Chainsaws	Wildcat 18					T20M-U	6039	0,7				
Mowers						W9LM-US	6057	0,8	W9LMR-US	6071		
Power Equipment	MC 2106 / MC 2108 / MC 2109 / MC 2110					T20M-U	6039	0,8				
Power Equipment	21 cc Engine		21 cc	0,9	1,2	T20M-U	6039	0,6				
Power Equipment	30 cc Engine		30 cc	1,1	1,5	T20M-U	6039	0,6				
Power Equipment	38 cc Engine		38 cc	1,4	1,9	T20M-U	6039	0,6				
Power Equipment	28 cc Engine		28 cc	1,0	1,4	T20M-U	6039	0,6				
Power Equipment	32 cc Engine		32 cc	1,1	1,5	T20M-U	6039	0,6				
Power Equipment	30 ccm Engine		30 cc	1,2	1,6	T20M-U	6039	0,6				
Power Equipment	38 ccm Engine		38 cc	1,7	2,3	T20M-U	6039	0,6				
Power Equipment	50 ccm Engine		50 cc	2,5	3,5	T20M-U	6039	0,6				
Power Equipment	51 ccm Engine		51 cc	2,4	3,2	T20M-U	6039	0,6				
Power Equipment	55 ccm Engine		55 cc	2,7	3,7	T20M-U	6039	0,6				
Power Equipment	60 ccm Engine		60 cc	3,0	4,0	T20M-U	6039	0,6				
Power Equipment	70 ccm Engine		70 cc	3,8	5,1	T20M-U	6039	0,6				
Power Equipment	30 ccm Engine		30 cc	1,2	1,6	T20M-U	6039	0,6				
Power Equipment	30 ccm Engine		30 cc	1,2	1,6	T20M-U	6039	0,6				
Power Equipment	30 ccm Engine		30 cc	1,2	1,6	T20M-U	6039	0,6				
<b>McDONOUGH</b>												
Garden Tractors						W20M-US	6036	0,8	W20MR-U	6025		
Mowers						W9LM-US	6057	0,8	W9LMR-US	6071		
<b>McLANE</b>												
Mowers			B & S Engine			W9LM-US	6057	0,8	W9LMR-US	6071		
Mowers	G - 35 / G 150		Honda Engine	2,9	4,0	W16FS-U	3034	0,8	W16FSR	3033		
Mowers	K 91		Kohler Engine			W14-US	6033	0,8				
<b>MEADE</b>												
Mowers	All Models					W9LM-US	6057	0,8	W9LMR-US	6071		
<b>MICHAELS</b>												
Mowers	K 161		Kohler Engine			W14-US	6033	0,8				
Mowers			B & S Engine			W9LM-US	6057	0,8	W9LMR-US	6071		
<b>MIDDLESWORTH</b>												
Mowers			B & S Engine			W9LM-US	6057	0,8	W9LMR-US	6071		
Mowers			Kohler Engine			W14L	6013	0,8				
<b>MIDLAND</b>												
Mowers	2-Stroke					W14M-US	6034	0,8	W14MR-U	6019		
Mowers	4-Stroke					W9LM-US	6057	0,8	W9LMR-US	6071		
Mowers		(Ø 18mm thread)				L14-U	5000	0,8	L14R-U	5049		
		(Ø 14mm thread)	2-Stroke			W14M-US	6034	0,7	W14MR-U	6019		
		(Ø 14mm thread)	4-Stroke			W14-US	6033	0,8				
<b>MINARELLI</b>												
Power Equipment	G1 / P4 / P4A					W22FS-U	4025	0,8	W22FSR	4024		
Power Equipment	P3A / P3N / P6 / P6-80					W22FS-U	4025	0,8	W22FSR	4024		
Power Equipment	P4R / P6R / P4CS / P6CS					W22ES-U	3093	0,8	W22ESR-U	3098		
Power Equipment	V1 / V1A / V2 / C2 / V1K					W16FS-U	3034	0,8	W16FSR	3033		
<b>MITSUBISHI</b>												
Generators	MGB1500 / MGB2500 / MGB3300							0,7	W16EPR-U	3021		
Generators	MGA1500 / MGA2500							0,7	W16EPR-U	3021		
Generators	MGC550							0,7	W14MR-U	6019		
Generators	MGC1000							0,7	W20FSR-U	6053		
Power Equipment	G 207L-001 / G 350L-001					W20FP-U	3068	0,7	W20FPR-U	3070		
Power Equipment	G 221			1,6	2,2	W20M-US	6036	0,7	W20MR-U	6025		
Power Equipment	G 271			2,0	2,7	W20M-US	6036	0,7	W20MR-U	6025		
Power Equipment	G 351			2,6	3,5	W20M-US	6036	0,7	W20MR-U	6025		
Power Equipment	G 400 / G 400PV			2,9	4,0	W20M-US	6036	0,7	W20MR-U	6025		
Power Equipment	G 551			3,7	5,0	W20M-US	6036	0,7	W20MR-U	6025		
Power Equipment	G 771			5,1	7,0	W20M-US	6036	0,7	W20MR-U	6025		
Power Equipment	G 991			6,6	9,0	W20M-US	6036	0,7	W20MR-U	6025		
Power Equipment	G 1050			7,7	10,5	W20M-US	6036	0,7	W20MR-U	6025		
Power Equipment	G 1200			8,8	12,0	W20M-US	6036	0,7	W20MR-U	6025		
Power Equipment	G 1500			11,0	15,0	W20M-US	6036	0,7	W20MR-U	6025		
Power Equipment	GM 90 / GM 91		2-Cyl. OHV	1,5 - 2,0	2,0 - 2,7	W16EP-U	3018	0,7	W16EPR-U	3021		
Power Equipment	GM 130 / GM 131		2-Cyl. OHV	2,0 - 2,9	2,7 - 4,0	W16EP-U	3018	0,7	W16EPR-U	3021		









				KW	HP	Standard			Alternative	
										
<b>mitsubishi continued</b>										
Power Equipment	GM 150V		2-Cyl. OHV	3.3	4.5	W16EP-U	3018	0,7	W16EPR-U	3021
Power Equipment	GM 180 / GM 181		2-Cyl. OHV	3,1 - 4,4	4,2 - 6,0	W16EP-U	3018	0,7	W16EPR-U	3021
Power Equipment	GM 220 / GM 221		2-Cyl. OHV			W16EP-U	3018	0,7	W16EPR-U	3021
Power Equipment	GM 290 / GM 291		2-Cyl. OHV	4,2 - 5,9	5,7 - 8,0	W16EP-U	3018	0,7	W16EPR-U	3021
Power Equipment	GM 300 / GM 301		2-Cyl. OHV	5,2 - 7,4	7,0 - 10,0	W16EP-U	3018	0,7	W16EPR-U	3021
Pumps	MEL401/-501 / MEP252 / MPE25M/-400 / MP2500E					W20M-US	6036	0,7	W20MR-U	6025
Pumps	MEP401/-501 / MPE500 / MP4100E/-5000E					W20FP-U	3068	0,7	W20FPR-U	3070
Trimmers	TL 20 / TL 23 / TL 26 / TL 33 / TL 43 / TL 52					W20M-US	6036	0,7	W20MR-U	6025
Trimmers	T 50 / T 70 / T 80 / T 100			0,4 - 0,8	0,5 - 1,1	W20M-US	6036	0,7	W20MR-U	6025
Trimmers	T 110 / T 130 / T 140 / T 170			0,8 - 1,3	1,1 - 1,7	W20M-US	6036	0,7	W20MR-U	6025
Trimmers	T 200			1.5	2.0	W20M-US	6036	0,7	W20MR-U	6025
Trimmers	T 240			1.8	2.4	W20M-US	6036	0,7	W20MR-U	6025
Trimmers	T 280			2.1	2.8	W20M-US	6036	0,7	W20MR-U	6025
Trimmers	T 340			2.5	3.4	W20M-US	6036	0,7	W20MR-U	6025
Trimmers	T 350			2.6	3.5	W20M-US	6036	0,7	W20MR-U	6025
Trimmers	T 400PV			2.9	4.0	W22MP-US	6049	0,7	W22MPR-U	6043
Trimmers	T 430			3.2	4.3	W20M-US	6036	0,7	W20MR-U	6025
Trimmers	TM 18			0.5	0.7	W20M-US	6036	0,7	W20MR-U	6025
Trimmers	TM 21			0.7	1.0	W20M-US	6036	0,7	W20MR-U	6025
Trimmers	TM 24			1.0	1.3	W20M-US	6036	0,7	W20MR-U	6025
Trimmers	TM 33			1.3	1.7	W20M-US	6036	0,7	W20MR-U	6025
<b>MITTS &amp; MERRILL (Karl Kuemmerling)</b>										
Chainsaws	M - 2	172 cu.in.	Ford Engine			W14L	6013	0,7		
Chainsaws	M - 3 / M - 4 / M - 6	240 cu.in.	Ford Engine					0,7	MA20R-U	5014
Chainsaws	M - 7 / M - 8 / M - 11 / M - 12	300 cu.in.	Ford Engine					0,7	MA20R-U	5014
Chainsaws	M - 9 / M - 13	330 cu.in.	Ford Engine					0,7	MA20R-U	5014
<b>MONDIAL</b>										
Chainsaws	640 / 645 / 655 Cayman					W22MP-US	6049	0,5	W22MPR-U	6043
Chainsaws	640AV / 650 / 657 / 657S / 665					W22MP-US	6049	0,5	W22MPR-U	6043
<b>MONO</b>										
Chainsaws	25 - 10 / 25 - 14					W20M-US	6036	0,7	W20MR-U	6025
Chainsaws	47 / 67					W14-US	6033	0,7		
Chainsaws	249 / SL149					W16P-U	3036	0,7	W16PR-U	3037
Chainsaws	SL146 / SL147 / SL245 / SL247					W20M-US	6036	0,7	W20MR-U	6025
Mowers			B & S Engine			W9LM-US	6057	0,8	W9LMR-US	6071
Mowers			Lauson Engine			W14-US	6033	0,8		
<b>MONTGOMERY-WARD</b>										
Mowers	All Models					W20M-US	6036	0,8	W20MR-U	6025
<b>MORINI</b>										
Power Equipment	M0 / M1 / M03					W20ES-U	3051	0,8	W20ESR-U	3057
Power Equipment	M04 / M101					W20ES-U	3051	0,8	W20ESR-U	3057
Power Equipment	S5 / 4M / 6M / FM6M					W16FS-U	3034	0,8	W16FSR	3033
<b>MOTOR JIKOV</b>										
Power Equipment	SB 130 / SB 140		2-Stroke, F&S Engine					0,5	W14PR-U	6021
Power Equipment	SB 152		2-Stroke, F&S Engine					0,5	W14PR-U	6021
Power Equipment	1453 / 1454VA PE		2-Stroke			W16FS-U	3034	0,6	W16FSR	3033
Power Equipment	9 / 11		4-Stroke OHV			W16FS-U	3034	0,6	W16FSR	3033
<b>MOUNTFIELD</b>										
Brushcutters	Multi - trim 16 / 18 / 23 / 24 / 33 / 40					W20M-US	6036	0,6	W20MR-U	6025
Brushcutters	Multi - trim 31					W22FS-U	4025	0,5	W22FSR	4024
Lawn Tractors	Triple M			5.9	8.0	W9LM-US	6057	0,7	W9LMR-US	6071
Lawn Tractors	Triple M			9.2	12.5			0,7	Q16PR-U	3137
Mowers	2-Stroke		Suzuki Engine			W20MP-U	6023	0,7		
Mowers	4-Stroke		Suzuki Engine			W20EP-U	3043	0,8	W20EPR-U	3047
Mowers			Aspera Engine			W14-US	6033	0,5		
Mowers			B & S Engine	2,2 - 3,0	3 - 4	W9LM-US	6057	0,5	W9LMR-US	6071
Mowers			B & S Engine	3.3	4.5			0,7	Q16PR-U	3137
Mowers			Tecumseh Engine			W14-US	6033	0,5		
Mowers			Vertex Engine			W22FS-U	4025	0,5	W22FSR	4024



# Spark Plugs









## Application Tables – Small Engine









				KW	HP	Standard			Alternative	
										
<b>MTD</b>										
Log Splitters			B & S Engine			W9LM-US	6057	0,6	W9LMR-US	6071
Log Splitters			Tecumseh Engine			W14LM-US	6035	0,6	W14LMR-US	6072
Mowers			B & S Engine			W9LM-US	6057	0,8	W9LMR-US	6071
Mowers			Tecumseh Engine			W14LM-US	6035	0,8	W14LMR-US	6072
<b>MURRAY</b>										
Mowers			B & S Engine			W9LM-US	6057	0,8	W9LMR-US	6071
Mowers			Tecumseh Engine			W14LM-US	6035	0,8	W14LMR-US	6072
<b>NAUDER</b>										
Chainsaws	Model 255					W20M-US	6036	0,6	W20MR-U	6025
Chainsaws	NAU-10 / NAU-12					W20M-US	6036	0,7	W20MR-U	6025
<b>NAUTAC</b>										
Brushcutters	011F / 011R / 012R - RD / 026R / 026RF					W22MP-US	6049	0,5	W22MPR-U	6043
Brushcutters	028 Turbo / 030 Turbo / 1100T					W22MP-US	6049	0,5	W22MPR-U	6043
Brushcutters	Country DR02		Tecnamotor	2.6	3.5	W14LM-US	6035	0,7	W14LMR-US	6072
Brushcutters	Country DR06		B & S Engine	3.7	5.0	W9LM-US	6057	0,7	W9LMR-US	6071
Brushcutters	Country DR06S		F & S Engine	4.4	6.0	W16FS-U	3034	0,7	W16FSR	3033
Chainsaws	170 / 232 / 236 / 246 / 252 / 262					W22MP-US	6049	0,5	W22MPR-U	6043
Garden Tractors	1296E (I / C)		B & S Engine	8.8	12.0	W9LM-US	6057	0,7	W9LMR-US	6071
Garden Tractors	Club 13 Hydro (I / C)		B & S Engine	8.8	12.0	W9LM-US	6057	0,7	W9LMR-US	6071
Garden Tractors	Club 14 (OHV)		B & S Engine	10.3	14.0			0,7	Q16PR-U	3137
Garden Tractors	Club 14 Hydro (I / C bi-cyl.)		B & S Engine	10.3	14.0	W14-US	6033	0,7		
Garden Tractors	Club 18 Hydro (I / C bi-cyl.)		B & S Engine	13.2	18.0	W14-US	6033	0,7		
Garden Tractors	Open 10		B & S Engine	7.4	10.0	W9LM-US	6057	0,7	W9LMR-US	6071
Garden Tractors	Open 12		B & S Engine	8.8	12.0	W9LM-US	6057	0,7	W9LMR-US	6071
Mowers	5345 P 37 (Prisma 37)		Tecnamotor			W14LM-US	6035	0,7	W14LMR-US	6072
Mowers	Fainway 435BA (SB 140SL)		F & S Engine			W9LM-US	6057	0,7	W9LMR-US	6071
Mowers	Fainway 435FA / FAE (Prisma 37)		Tecnamotor			W14LM-US	6035	0,7	W14LMR-US	6072
Mowers	Greenfee 375 / 375A (Sprint 375)		B & S Engine			W9LM-US	6057	0,7	W9LMR-US	6071
Mowers	Greenway 500BS / BAD (Quantum 50)		B & S Engine			W9LM-US	6057	0,7	W9LMR-US	6071
Mowers	Greenway 500KA (FC 150)		Kawasaki Engine			W20EP-U	3043	0,7	W20EPR-U	3047
Mowers	Greenway 500S2A (SB 140SL)		F & S Engine					0,7	W16PR-U	3037
Mowers	XT 37 (Prisma 37)		Tecnamotor			W14LM-US	6035	0,7	W14LMR-US	6072
<b>NISSAN</b>										
Lift Trucks	NHF01 (A,M) / NHF02 (A,M)							0,8	W9EXR-U	6044
Lift Trucks	NF01 / NF02 / NK02					W14E	6009	0,8		
Lift Trucks	H01 / H02 / NH01 / NH02	Low noise						0,8	W9EXR-U	6044
Lift Trucks	H01 / H02 / NH01 / NH02					W14E	6009	0,8		
Lift Trucks	K01 / K02 / NK01					W14E	6009	0,8		
Lift Trucks	F03 / F05					W14E	6009	0,8		
Lift Trucks	H30 / J15 / P	(1980)				W14E	6009	0,8		
Lift Trucks	D11 / H20 / H30	(B model)						0,8	W16ESR-U	3110
<b>NOGMATIC</b>										
Chainsaws	Model 255					W20M-US	6036	0,6	W20MR-U	6025
Chainsaws	NOG 10 / NOG12					W20M-US	6036	0,6	W20MR-U	6025
Chainsaws				2.9	4.0	W20M-US	6036	0,6	W20MR-U	6025
Chainsaws				4.4	6.0	W20MP-U	6023	0,6		
<b>O &amp; R</b>										
Power Equipment	13A / 13B					W14M-US	6034	0,8	W14MR-U	6019
Power Equipment	13A / 13B Severe Service					W20M-US	6036	0,8	W20MR-U	6025
Power Equipment	20A					W22M-US	6048	0,8		
Power Equipment	20A Light Service					W20M-US	6036	0,8	W20MR-U	6025
<b>O.M.C.</b>										
Chainsaws	130Z / 140Z / 142Z					W20MP-U	6023	0,5		
Chainsaws	140AV / 140H					W22MP-US	6049	0,5	W22MPR-U	6043
Chainsaws	140S / 145 / 145AV / 145E / 146					W22MP-US	6049	0,5	W22MPR-U	6043
Chainsaws	155 Jolly / 155 Jolly AV / 156 Jolly / K1 / K2					W22MP-US	6049	0,5	W22MPR-U	6043
Chainsaws	157 / 158 / 165 / 166					W22MP-US	6049	0,5	W22MPR-U	6043
Chainsaws	All Others					W20M-US	6036	0,5	W20MR-U	6025
<b>OLEO - MAC (EMAK)</b>										
Brushcutters	721 / 727 / 727S / 727T / 733 / 740					W22MP-US	6049	0,5	W22MPR-U	6043
Brushcutters	733S / 433BP					W22MP-US	6049	0,5	W22MPR-U	6043
Chainsaws	233 / 234 / 234F / 240 / 244 / 244F / 246FDL / 250A					W22MP-US	6049	0,5	W22MPR-U	6043
Chainsaws	251 / 251B / 251 Super E1 / 252 / 252F / 254 / 254F					W22MP-US	6049	0,5	W22MPR-U	6043

				KW	HP	Standard			Alternative		
											
<b>OLEO - MAC (EMAK) continued</b>											
Chainsaws	260 Auto. / 261 / 264 / 264F / 264FDLX / 264TTA					W22MP-US	6049	0,5	W22MPR-U	6043	
Chainsaws	271 / 272 / 272F / 274TTA / 280 / 281					W22MP-US	6049	0,5	W22MPR-U	6043	
Chainsaws	284 / 284F / 284TTA / 335 / 340 / 340F					W22MP-US	6049	0,5	W22MPR-U	6043	
Chainsaws	350 / 350S / 355 / 355F / 460S / 460AS					W22MP-US	6049	0,7	W22MPR-U	6043	
Chainsaws	480 / 480S / 480AS / 481 / 482 / 482MP					W22MP-US	6049	0,5	W22MPR-U	6043	
Chainsaws	930 / 935 / 935DF / 940 / 942 / 945 / 945DF / 946					W22MP-US	6049	0,5	W22MPR-U	6043	
Chainsaws	950 / 950F / 950FS / 951 / 999 / 999F					W22MP-US	6049	0,5	W22MPR-U	6043	
Chainsaws	AM150 / AM180			1,3 - 2,6	1,8 - 3,5	W22MP-US	6049	0,5	W22MPR-U	6043	
Chainsaws	S30 / S50 / S80 / S100					W22MP-US	6049	0,5	W22MPR-U	6043	
Chainsaws	SA18 / SA30 / SA30TL / SA45 / SA45TL					W22MP-US	6049	0,5	W22MPR-U	6043	
Chainsaws	SC21 / SC23 / SC33 / SC55					W22MP-US	6049	0,5	W22MPR-U	6043	
Power Equipment	MTL30 / MTL50 / MTL80 / MTL106			0,9 - 5	1,2 - 6,8	W22MP-US	6049	0,5	W22MPR-U	6043	
<b>ONAN</b>											
Power Equipment	6.5 NHE / 4.0 BGE							0,6	T16EPR-U	5022	
Power Equipment	AJ / BH / CK / J30 / JB / JC / J60 / J120 / MH / NB					W16LS	3035	0,7			
Power Equipment	B43G / B48G / N-52M							0,7	T16EPR-U	5022	
Power Equipment	CCK Series	Natural Gas				W24S-U	4040	0,5			
Power Equipment	CCK Series	(Light Service = option)				W16LS	3035	0,7			
Power Equipment	CCK Series CCKB - MS / RCCK -MS					W16LS	3035	0,7			
Power Equipment	CW					L14-U	5000	0,7	L14R-U	5049	
Power Equipment	IB					M14	5001	0,7			
Power Equipment	J60 / J120 / MH / NB					W16LS	3035	0,8			
Power Equipment	MicroLite 3600							0,8	J14CR-U	3331	
Power Equipment	N - 52M							0,8	T16EPR-U	5022	
Power Equipment	NHA - MS / NHB - MS / NHC - MS (Early)					W20ES-U	3051	0,7	W20ESR-U	3057	
Power Equipment	NHC - MS	-79-						0,6	T16EPR-U	5022	
Power Equipment	NHC - MS	-79				W20ES-U	3051	0,8	W20ESR-U	3057	
Power Equipment	NHP	LPG gas				W20ES-U	3051	0,4	W20ESR-U	3057	
Power Equipment	NHP					W20ES-U	3051	0,7	W20ESR-U	3057	
Power Equipment	OTC Series					W20S-U	3075	0,6	W20SR-U	3076	
Power Equipment	P 216 / P 218 / P 220 / P 224							0,6	T16EPR-U	5022	
Power Equipment	RCCK - MS					W16LS	3035	0,8			
Power Equipment	T 260							0,6	T16EPR-U	5022	
<b>OPEM</b>											
Chainsaws	130Z / 140Z / 142Z					W20M-US	6036	0,5	W20MR-U	6025	
Chainsaws	140AV / 140H / 140S					W20MP-U	6023	0,5			
Chainsaws	145 / 145AV / 145E / 146					W20MP-U	6023	0,5			
Chainsaws	157 / 158 / 165 / 166					W20MP-U	6023	0,5			
Chainsaws	Jolly 155 / 155AV / 156 / K1 / K2					W20MP-U	6023	0,5			
<b>ORLINE</b>											
Chainsaws	Challenger Mark 11D / 11S					W20M-US	6036	0,7	W20MR-U	6025	
Chainsaws	Mustang 13 / 129 / 149					W20M-US	6036	0,7	W20MR-U	6025	
Chainsaws	Yard-Arm					W14M-US	6034	0,7	W14MR-U	6019	
<b>PANTHER</b>											
Mowers	All Models					W9LM-US	6057	0,8	W9LMR-US	6071	
<b>PARAGON</b>											
Log Splitters						W20M-US	6036	0,6	W20MR-U	6025	
<b>PARMI</b>											
Mowers	High Wheel					W9LM-US	6057	0,8	W9LMR-US	6071	
<b>PARTNER</b>											
Brushcutters	B180 / B260 / B265 / B305 / B322 / B325 / B440					W20M-US	6036	0,5	W20MR-U	6025	
Brushcutters	B 250			24 cc	1	1,4		0,5	W20MR-U	6025	
Brushcutters	B200 / B205 / B370 / B380 / B400 / B405					W22MP-US	6049	0,5	W22MPR-U	6043	
Brushcutters	B 450 C / B 450 G							0,5	W22MPR-U	6043	
Chainsaws	330 / 335 / 340 / 350 / 360 / 385					W20M-US	6036	0,5	W20MR-U	6025	
Chainsaws	345 / 360 / 365 / 395 / 400 / 405 / 405 CCS					W22MP-US	6049	0,5	W22MPR-U	6043	
Chainsaws	410 / 433 / 440 / 450 / 460 / 465 / 495					W22MP-US	6049	0,5	W22MPR-U	6043	
Chainsaws	500 / 500 Plus / 540 / 545 / 550					W22MP-US	6049	0,5	W22MPR-U	6043	

# Spark Plugs



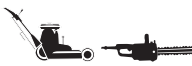





## Application Tables – Small Engine

				KW	HP	Standard			Alternative	
										
<b>PARTNER</b> <i>continued</i>										
Chainsaws	5000 / 5500					W22MP-US	6049	0,5	W22MPR-U	6043
Chainsaws	605					W22MP-US	6049	0,5	W22MPR-U	6043
Chainsaws	650 / 660 / 660 CCS					W22MP-US	6049	0,7	W22MPR-U	6043
Chainsaws	1601 / 1602 / 1618					W22MP-US	6049	0,5	W22MPR-U	6043
Chainsaws	7000 Plus / 7700					W22MP-US	6049	0,7	W22MPR-U	6043
Chainsaws	A55 / F55 / S50 / S55 / S65					W22MP-US	6049	0,5	W22MPR-U	6043
Chainsaws	K - 12 / R - 12					W20FP-U	3068	0,7	W20FPR-U	3070
Chainsaws	Mini - P / Mini - P II / Mini - Pa					W22M-US	6048	0,7		
Chainsaws	Mini II / III / IV	(Taper seat)				T20M-U	6039	0,5		
Chainsaws	Mini II / III / IV	(Flat seat)				W22MP-US	6049	0,5	W22MPR-U	6043
Chainsaws	P48 / P49 / P50 / P51 / P55 / P59 / P65					W22MP-US	6049	0,5	W22MPR-U	6043
Chainsaws	P70 / P85 / P100 / P100S / P350					W22MP-US	6049	0,5	W22MPR-U	6043
Chainsaws	P400 / P5000 Plus					W22MP-US	6049	0,5	W22MPR-U	6043
Chainsaws	Partner Mini III / IV					T20M-U	6039	0,7		
Chainsaws	R11 / R12 / R14 / R16 / R17 / R18 / R19 / R22					W22MP-US	6049	0,5	W22MPR-U	6043
Chainsaws	R22T / R40T / R117 / R421 / R517 / R523 / R440T					W22MP-US	6049	0,5	W22MPR-U	6043
Chainsaws	R30 / K20 / K40					W20M-US	6036	0,5	W20MR-U	6025
Chainsaws	R420T / R417T / R435 / R35 / R20					W22MP-US	6049	0,5	W22MPR-U	6043
Chainsaws	R421T / R440T / R517 / R517T					W22M-US	6048	0,7		
Mowers	146 / 146C / 146E / 146CD / 146CDE	B & S Engine				W9LM-US	6057	0,7	W9LMR-US	6071
Mowers	148CDE	Tecumseh Engine				W14LM-US	6035	0,7	W14LMR-US	6072
Mowers	148CS / 148CD / 148CDE / 150 / 150D	B & S Engine				W9LM-US	6057	0,7	W9LMR-US	6071
Mowers	153CD / 153CDE / 155CD / 155CDE / 155D	B & S Engine				W9LM-US	6057	0,7	W9LMR-US	6071
Mowers	246 / 250 / 348 / 350 / 355D / 455D / 550 / 555D	B & S Engine				W9LM-US	6057	0,7	W9LMR-US	6071
Mowers	348	Tecumseh Engine				W9LM-US	6057	0,7	W9LMR-US	6071
Power Equipment	T 225 / T260 / T285			0,7 - 1,2	1,0 - 1,5			0,5	W20MR-U	6025
Tractor / Mowers	6 - 65	Tecumseh Engine				W14-US	6033	0,7		
Tractor / Mowers	8 - 90E / 10 - 90E / 11 - 90E / 12-90E / 12-90EH	B & S Engine				W9LM-US	6057	0,7	W9LMR-US	6071
Tractor / Mowers	12-95E / 12-100E / 12.5-105E / 12.5-105EH	B & S Engine				W9LM-US	6057	0,7	W9LMR-US	6071
Tractor / Mowers	14-105E / 14-105EH / 16-115EH	B & S Engine				W9LM-US	6057	0,7	W9LMR-US	6071
<b>PEERLESS</b>										
Chainsaws	D25					W20M-US	6036	0,7	W20MR-U	6025
Chainsaws	D55 / D65					W14-US	6033	0,7		
Chainsaws	E10					W22M-US	6048	0,6		
Chainsaws	E75 / E95					W20M-US	6036	0,7	W20MR-U	6025
<b>PIONEER</b>										
Chainsaws	450 / 550 / 600 / 610 / 620 / 650 / 700 / 750 / 800					W14-US	6033	0,7		
Chainsaws	700G / 850					W20S-U	3075	0,7	W20SR-U	3076
Chainsaws	970 / 1072 / 1073 / 2071 / 2073					W22M-US	6048	0,6		
Chainsaws	1074 / 1074E / 1074UB / 1150 / 1160 / 1200 / 1200A					W20M-US	6036	0,6	W20MR-U	6025
Chainsaws	1410 / 1410A / 1420 / 1450					W20M-US	6036	0,6	W20MR-U	6025
Chainsaws	1410 / 1410A / 1420 / 1450	(Cold Fouling = option)				W14M-US	6034	0,6	W14MR-U	6019
Chainsaws	1520 / 1560 / 1750 / 1770 / 1771 / 1850					W22M-US	6048	0,6		
Chainsaws	2200 / 2270 / 2400 / 2460 / 3071 / 3200 / 3270 / 3270S					W20M-US	6036	0,6	W20MR-U	6025
Chainsaws	F / G / M					W9-U	6004	0,6		
Chainsaws	Farmlite					W22MP-US	6049	0,7	W22MPR-U	6043
Chainsaws	Farmsaw / II					W20M-US	6036	0,7	W20MR-U	6025
Chainsaws	For Sub - Zero 2400 / 2460					W20M-US	6036	0,7	W20MR-U	6025
Chainsaws	HA / HB / One Man / Twin Super / Super Twin					W20S-U	3075	0,6	W20SR-U	3076
Chainsaws	HC / RA / NU - 17 / 400 / 410 / 450 / 550					W14-US	6033	0,6		
Chainsaws	L					L14-U	5000	0,7	L14R-U	5049
Chainsaws	P10 / P20 / P25 / P26S / P40 / P50 / P51 / P51S					W22M-US	6048	0,6		
Chainsaws	P40	(Cold Fouling = option)				W20M-US	6036	0,6	W20MR-U	6025
Chainsaws	P11 / P38 / P39 / P41					W22MP-US	6049	0,7	W22MPR-U	6043









				KW	HP	Standard			Alternative		
											
<b>PIONEER</b> <i>continued</i>											
Chainsaws	P21 / P21S / 1074 / 1100 / 1110 / 1120 / 1130					W20M-US	6036	0,6	W20MR-U	6025	
Chainsaws	P26 / P26E / P28 / P28E / P28B / P28S / P28SB					W20M-US	6036	0,7	W20MR-U	6025	
Chainsaws	P30 / P30S / P55 / P55S					W22M-US	6048	0,7			
Chainsaws	P35 / P35S / P41 / P41S					W20M-US	6036	0,7	W20MR-U	6025	
Chainsaws	P42W / P52W					W22MP-US	6049	0,7	W22MPR-U	6043	
Chainsaws	P50 / P51 / P51S / P55 / P55S					W22M-US	6048	0,7			
Chainsaws	P60 / P61 / P61S / P62 / P62W					W22MP-US	6049	0,6	W22MPR-U	6043	
Chainsaws	Super / Super Twin					W20S-U	3075	0,7	W20SR-U	3076	
<b>POULAN</b>											
Chainsaws	100 / 245A / 306 / 306A / 306SA					W20M-US	6036	0,7	W20MR-U	6025	
Chainsaws	1800 / 2000 / 2300					W20M-US	6036	0,7	W20MR-U	6025	
Chainsaws	20 / 20D / 25 / 25DA / S25AV / S25DA / 76 / 245A					W20M-US	6036	0,7	W20MR-U	6025	
Chainsaws	71A / 72 / S72 / 76 / 92					W20M-US	6036	0,7	W20MR-U	6025	
Chainsaws	205 / 225 / 235					W20M-US	6036	0,7	W20MR-U	6025	
Chainsaws	325					T20M-U	6039	0,7			
Chainsaws	335					W22M-US	6048	0,7			
Chainsaws	355 / 395 / 405 / 415					W22MP-US	6049	0,7	W22MPR-U	6043	
Chainsaws	375					W20MP-U	6023	0,7			
Chainsaws	455 / 475 / 525 / 655					W22MP-US	6049	0,7	W22MPR-U	6043	
Chainsaws	3400 / 3700	'80-				W20MP-U	6023	0,6			
Chainsaws	4200 / 4400 / 4900 / 5200 / 5400	'80-				W22M-US	6048	0,6			
Chainsaws	4200 / 5200	'80				W20M-US	6036	0,6	W20MR-U	6025	
Chainsaws	4200CVA / 6000CVA					W22MP-US	6049	0,7	W22MPR-U	6043	
Chainsaws	5200CVA					W20M-US	6036	0,7	W20MR-U	6025	
Chainsaws	5500 / 6000					W22M-US	6048	0,7			
Chainsaws	6000					W14-US	6033	0,6			
Chainsaws	6900 / 7700 / 8500					W22M-US	6048	0,7			
Chainsaws	B520					W14M-US	6034	0,7	W14MR-U	6019	
Chainsaws	M25 / 25DA / 25CVA / 306A / 245A / 361					W20M-US	6036	0,6	W20MR-U	6025	
Chainsaws	Micro 25SN					W20M-US	6036	0,6	W20MR-U	6025	
Chainsaws	Micro Super 25 / 25 Deluxe					W20M-US	6036	0,6	W20MR-U	6025	
Chainsaws	S25 / 285 / 305					W22MP-US	6049	0,7	W22MPR-U	6043	
Chainsaws	S33 / 53A / 54					W14-US	6033	0,7			
Chainsaws	S68 / Super XXV / Micro MZ5					W20M-US	6036	0,7	W20MR-U	6025	
Chainsaws	S6000					W22MP-US	6049	0,7	W22MPR-U	6043	
<b>POULAN PRO</b>											
Log Splitters	15-AR					W20M-US	6036	0,7	W20MR-U	6025	
Log Splitters	19-7 / 26-10 / 26-TM					W20M-US	6036	0,7	W20MR-U	6025	
Log Splitters	19-24-8AR / P-26-TM					W20M-US	6036	0,7	W20MR-U	6025	
<b>POWER KING</b>											
	K301 / K321 / K341 / K361					W14L	6013	0,7			
	M14		Kohler Engine	10.3	14.0			0,7	T14PR-U	5020	
	M18		Kohler Engine	13.2	18.0			0,7	T14PR-U	5020	
	M20		Kohler Engine	14.7	20.0			0,7	T14PR-U	5020	
<b>POWER PRODUCTS</b>											
Power Equipment	AH36 Type 70					W20M-US	6036	0,7	W20MR-U	6025	
Power Equipment	AH44 / AH48 / AH49					W20M-US	6036	0,7	W20MR-U	6025	
Power Equipment	AH47 / AH52 / AH58 / AH81 / AV51					W14LM-US	6035	0,7	W14LMR-US	6072	
<b>PRO</b>											
Chainsaws	10 / 20 / 30					W20S-U	3075	0,7	W20SR-U	3076	
Chainsaws	40 / 50					W14-US	6033	0,7			
<b>QUICK-SPLIT</b>											
Log Splitters			B & S Engine			W9LM-US	6057	0,6	W9LMR-US	6071	
Log Splitters			Tecumseh Engine			W14-US	6033	0,6			
<b>RANSOMES</b>											
Mowers	1.1 L		Ford Engine			W16EP-U11	3199	1,1	W16EPR-U11	3201	
Mowers	K 181		Kohler Engine			W14-US	6033	0,8			
Mowers	K 301		Kohler Engine			W14L	6013	0,8			
Mowers	KT 21		Kohler Engine					0,8	T16PR-U	5025	
Mowers	Matador / Mastiff / Multimower / Pedastrian / Flail					W16FS-U	3034	0,5	W16FSR	3033	
Mowers	N 52M		Onan Engine					0,8	T16EPR-U	5022	
Mowers			B & S Engine	11.8	16.0	W14-US	6033	0,8			
Mowers			B & S Engine			W9LM-US	6057	0,8	W9LMR-US	6071	

# Spark Plugs

## Application Tables – Small Engine

				KW	HP	Standard			Alternative	
										
<b>RANSOMES</b> <i>continued</i>										
Mowers			Kawasaki Engine			W20M-US	6036	0,8	W20MR-U	6025
<b>RED MAX</b>										
Brushcutters	BC340DL / BC430DWM / BC440DWM					W20MP-U	6023	0,6		
Brushcutters	BC220 / BC260DL					W22MP-US	6049	0,6	W22MPR-U	6043
Brushcutters	BT17 / BT171 / BT220 / BT221					W22MP-US	6049	0,6	W22MPR-U	6043
Brushcutters	EB430 / EBA430 / EB440 / EBA440					W20S-U	3075	0,6	W20SR-U	3076
Brushcutters	HB260					W20MP-U	6023	0,6		
Brushcutters	HT230 / CHT230 / EDG230					W22M-US	6048	0,6		
Brushcutters	SGC220DL / RE220					W20M-US	6036	0,6	W20MR-U	6025
Chainsaws	G300TS / G300AVS / G45AVS					W20MP-U	6023	0,7		
Chainsaws	G400AVS / G561AVS / G621AVS					W22MP-US	6049	0,6	W22MPR-U	6043
Chainsaws	G450AVS					W20M-US	6036	0,7	W20MR-U	6025
<b>REDLINE</b>										
Chainsaws	740PC / 840PC					W22MP-US	6049	0,7	W22MPR-U	6043
<b>REMINGTON</b>										
Chainsaws	100 / 200 / 300 / 400 / 500 / 600					W22MP-US	6049	0,6	W22MPR-U	6043
Chainsaws	812 / 814 / 816 / 816AV / 840AV / 850AV / 860AV					W22MP-US	6049	0,7	W22MPR-U	6043
Chainsaws	Jobmaster / Yardmaster					W22MP-US	6049	0,7	W22MPR-U	6043
Chainsaws	Mighty-Mite 100 / 200 / 300 / 400 / 500 / 600					W22MP-US	6049	0,7	W22MPR-U	6043
Chainsaws	Mighty-Mite Bantam / Weekender / Auto / Pow-R-Cut					W22M-US	6048	0,6		
Chainsaws	Mighty-Mite Electric /-Deluxe / -Super Deluxe					W22M-US	6048	0,7		
Chainsaws	Outdoorsman / Sportsman / Rancher / Woodman					W22M-US	6048	0,6		
Chainsaws	Outdoorsman II / Sportsman II / Logger					W22MP-US	6049	0,6	W22MPR-U	6043
Chainsaws	PL-4 / PL-5 / PL-5A / PL-6 / PL-6A					W22M-US	6048	0,7		
Chainsaws	PL-7 / PL-7A / PL-55 / PL-55A					W22M-US	6048	0,7		
Chainsaws	SL-4 / SL-4A / SL-7 / SL-7A / SL9					W22M-US	6048	0,7		
Chainsaws	SL-10 / SL-10A / SL-11 / SL-11A					W22M-US	6048	0,7		
Chainsaws	SL-14 / SL-14A / SL-16 / SL-16A					W22M-US	6048	0,7		
Chainsaws	Super 754					W20S-U	3075	0,7	W20SR-U	3076
Chainsaws	Woodman / Logger					W22M-US	6048	0,6		
<b>ROBUSH</b>										
Log Splitters						W20M-US	6036	0,6	W20MR-U	6025
<b>ROCKET</b>										
Mowers	All Models					W9LM-US	6057	0,8	W9LMR-US	6071
<b>ROPER</b>										
Chainsaws	C110 / C121 / C11047 / C12147					T22M-U	6041	0,7		
Chainsaws	C332 / C343 / C354					W22M-US	6048	0,6		
Chainsaws	C611 / C625 / C636 / C6117 / C6267 / C6367					T22M-U	6041	0,6		
Chainsaws	C3327 / C3327AR / C3437 / C3437AR					W22M-US	6048	0,6		
Chainsaws	C6257 / C6257AR / C6367AR					T22M-U	6041	0,6		
Chainsaws	C33237 / C34337 / C35437					W22M-US	6048	0,7		
Chainsaws	Pro Arm 412 / 414 / 415					T22M-U	6041	0,6		
Chainsaws	Pro Arm 615 / 617					W22M-US	6048	0,6		
Log Splitters						W20M-US	6036	0,6	W20MR-U	6025
Mowers	All Models					W20M-US	6036	0,8	W20MR-U	6025
<b>ROTO-HOE</b>										
Log Splitters			Tecumseh Engine			W14LM-US	6035	0,6	W14LMR-US	6072
<b>RYOBI</b>										
Engines	2-Stroke		2-Stroke			T20MP-U	6040	0,5		
Chainsaws	GTS 28 / 32 / 38 / 56 / 62					W22MP-US	6049	0,5	W22MPR-U	6043
Chainsaws	RGS 3214 / 3214A / 3816 / 4518 / 5418					W22MP-US	6049	0,5	W22MPR-U	6043
<b>SABRE</b>										
Brushcutters	B25 / S25 / S25C					T20MP-U	6040	0,6		
<b>SCAG</b>										
Mowers			B & S Engine	8,0 - 9,0	11 - 12	W9LM-US	6057	0,8	W9LMR-US	6071
Mowers			B & S Engine	13.2	18.0	W14-US	6033	0,8		
Mowers			Kawasaki Engine	9.2	12.5	W20M-US	6036	0,7	W20MR-U	6025
Mowers	M18		Kohler Engine	13.2	18.0			0,7	T14PR-U	5020
Mowers			Kohler Engine	14.7	20.0			0,8	T16PR-U	5025
<b>SEARS</b>										
Brushcutters	271. 281514					W20M-US	6036	0,7	W20MR-U	6025











				KW	HP	Standard			Alternative		
											
<b>SEARS continued</b>											
Brushcutters	610. 281514 / 611. 281514					W20M-US	6036	0,7	W20MR-U	6025	
Chainsaws	1.9PS / 2.0 / 2.1A / 3.6					W20M-US	6036	0,7	W20MR-U	6025	
Chainsaws	3.5 - 20 / 4.5 - 23 / 2.5					T22M-U	6041	0,7			
Chainsaws	3.7 / 3.7A / 3.7PS					W22M-US	6048	0,7			
Chainsaws	271 - 1.8 / 271 - 2.7A / VL					W20M-US	6036	0,7	W20MR-U	6025	
Chainsaws	271 - 4.3A / VL					W20M-US	6036	0,7	W20MR-U	6025	
Chainsaws	3400 / 3401 / 3402 / 3408 / 3411 / 3412 / 3415 / 3416 / 3418					W20M-US	6036	0,7	W20MR-U	6025	
Chainsaws	3425 / 3455 / 3460 / 3461 / 3465 / 3466 / 3476 / 3481					W20M-US	6036	0,7	W20MR-U	6025	
Chainsaws	35201 / 35202 / 35203 / 35205 / 35206 / 35207 / 35209					W20M-US	6036	0,7	W20MR-U	6025	
Chainsaws	35211 / 35232 / 35238 / 35251 / 35255 / 35256 / 35263					W20M-US	6036	0,7	W20MR-U	6025	
Chainsaws	35266 / 35267 / 35371 / 35363 / 35366 / 35367 / 35369					W20M-US	6036	0,7	W20MR-U	6025	
Chainsaws	35269 / 35365 / 35505 / 3418					T20M-U	6039	0,7			
Chainsaws	35372 / 35373 / 35375 / 35376					W22M-US	6048	0,7			
Chainsaws	35481 / 35483 / 35484 / 35487 / 35608 / 35609 / 35885					W20MP-U	6023	0,7			
Chainsaws	35505 / 35506 / 30512 / 35514 / 35515 / 35516					W20M-US	6036	0,7	W20MR-U	6025	
Chainsaws	35607 / 35628 / 35633 / 34718					W22M-US	6048	0,7			
Chainsaws	35881 / 35889 / 358850 / 59820 / 59918					W20MP-U	6023	0,7			
Chainsaws	35883 / 35886 / 35887 / 35889 / 35904					W22M-US	6048	0,7			
Chainsaws	59741 / 59886 / 59716 / 59816					W20M-US	6036	0,7	W20MR-U	6025	
Chainsaws	340571 / 34094 / 35082 / 35091 / 35093 / 35094 / 35096					W20M-US	6036	0,7	W20MR-U	6025	
Chainsaws	357120 / 357160 / 358860					W20M-US	6036	0,7	W20MR-U	6025	
Chainsaws	358810 / 358840					W22M-US	6048	0,7			
Chainsaws	Barracuda					W22M-US	6048	0,7			
Chainsaws	Beaver 1.9					T22M-U	6041	0,7			
Chainsaws	D44 / D49					W14-US	6033	0,7			
Log Splitters		B & S Engine				W9LM-US	6057	0,6	W9LMR-US	6071	
Mowers		B & S Engine	2,2 - 2,6	3 - 3,5		W9LM-US	6057	0,8	W9LMR-US	6071	
Mowers		Tecumseh Engine	2,5 - 3,7	3,5 - 5		W9LM-US	6057	0,8	W9LMR-US	6071	
Mowers	OHV	Tecumseh Engine	2,9 - 3,7	4,5 - 5		W22ES-U	3093	0,8	W22ESR-U	3098	
<b>SHINDAIWA</b>											
Brushcutters	B40 / B45 / BP35 / C20 / C25 / C35					W20M-US	6036	0,7	W20MR-U	6025	
Brushcutters	F18 / F20 / F21 / T18 / T20 / T25					W20M-US	6036	0,7	W20MR-U	6025	
Chainsaws	300 / 345 / 350 / 355 / 415 / 416 / 420 / 450					W20MP-U	6023	0,7			
Chainsaws	360 / 488					W22MP-US	6049	0,7	W22MPR-U	6043	
Chainsaws	451 / 460 / 500 / 510 / 575 / 580 /					W20MP-U	6023	0,7			
<b>SIMPSON</b>											
Log Splitters	4K					W20M-US	6036	0,6	W20MR-U	6025	
<b>SKILL</b>											
Chainsaws	933 / 944 / 946 / 647					T20M-U	6039	0,6			
Chainsaws	1610 / 1611 / 1612 / 1613 / 1614 / 1614C / 1616 / 1616C					T20M-U	6039	0,6			
Chainsaws	1620 / 1622 / 1624					W20M-US	6036	0,6	W20MR-U	6025	
Chainsaws	1629 / 1630 / 1631 / 1644 / 1645 / 1660 / 1661 / 1690					W20S-U	3075	0,6	W20SR-U	3076	
Chainsaws	1632 / 1632C / 1646 / 1646C / 1647C					W22M-US	6048	0,7			
Chainsaws	1634 / 1636					W20M-US	6036	0,7	W20MR-U	6025	
Chainsaws	1641					W20MP-U	6023	0,7			
Chainsaws	Partner Mini III / IV					T20M-U	6039	0,7			
<b>SMITHCO</b>											
Mowers		B & S Engine				W9LM-US	6057	0,8	W9LMR-US	6071	
Mowers	K 181	Kohler Engine				W14-US	6033	0,8			
Mowers		Tecumseh Engine				W14-US	6033	0,8			
<b>SOLO</b>											
Brushcutters	664					W22MP-US	6049	0,6	W22MPR-U	6043	

# Spark Plugs









## Application Tables – Small Engine






		NOTE	ENGINE	KW	HP	Standard			Alternative	
						W	W	W	R	W
<b>SOLO continued</b>										
Chainsaws	70 / 508 / 509 / 510 / 515 / 519 / 527 / 533					W16FS-U	3034	0,6	W16FSR	3033
Chainsaws	535					W22M-US	6048	0,6		
Chainsaws	544 / 545 / 604 / 626					W16FS-U	3034	0,6	W16FSR	3033
Chainsaws	600 B / 600 Mini					W22MP-US	6049	0,5	W22MPR-U	6043
Chainsaws	603 / 611							0,6	W22MPR-U	6043
Chainsaws	605AV / 606AV / 610AV					W22MP-US	6049	0,5	W22MPR-U	6043
Chainsaws	606VA / 610VA / 611VA					W22MP-US	6049	0,5	W22MPR-U	6043
Chainsaws	615AV / 616AV / 620AV					W22MP-US	6049	0,6	W22MPR-U	6043
Chainsaws	615VA / 616VA / 620VA					W22MP-US	6049	0,5	W22MPR-U	6043
Chainsaws	635					W20M-US	6036	0,6	W20MR-U	6025
Chainsaws	630 / 632 / Twin 100					W22M-US	6048	0,6		
Chainsaws	631 / 635VA / 638					W22MP-US	6049	0,5	W22MPR-U	6043
Chainsaws	634 / 639 / 640 / 641 / 642							0,6	W22MPR-U	6043
Chainsaws	644 / 644 SP / 644VA / 645		44 cc					0,6	W22MPR-U	6043
Chainsaws	647 / 651 / 654							0,6	W22MPR-U	6043
Chainsaws	650VA / 655VA / 660VA					W22MP-US	6049	0,5	W22MPR-U	6043
Chainsaws	650AV / 655AV / 660AV					W22MP-US	6049	0,6	W22MPR-U	6043
Chainsaws	662 / 667 / 670 / 680							0,6	W22MPR-U	6043
Chainsaws	G31 / G32 / G38					W22MP-US	6049	0,5	W22MPR-U	6043
Chainsaws	T30 / T40 / T45					W22MP-US	6049	0,5	W22MPR-U	6043
Mowers	102 / 103 / 106 / 107 / 110 / 111 / 114					W22M-US	6048	0,6		
Mowers	101 / 120 / 124 / 126 / 128 / 134 / 140					W22MP-US	6049	0,5	W22MPR-U	6043
Mowers	520 / Profi 549 / 522 / 543					W16FS-U	3034	0,6	W16FSR	3033
Mowers	522 Sickle Bar					W16FS-U	3034	0,6	W16FSR	3033
Mowers	543L / 577 / 583					W16FS-U	3034	0,6	W16FSR	3033
Mowers	549 / 549 Profi		125 cc			W20FS-U	3073	0,5	W20FSR-U	6053
Mowers	554 / 554L (Aspera Cav 30)					W20M-US	6036	0,6	W20MR-U	6025
Mowers	563 / 563L		70 cc			W16FS-U	3034	0,6	W16FSR	3033
Mowers	580 / Piano 581					W16FS-U	3034	0,6	W16FSR	3033
Mowers	All Others					W22FS-U	4025	0,6	W22FSR	4024
Power Equipment	127 H	4-Stroke	22 cc	0.7	1.0			0,6	U16FSR-UB	6050
Power Equipment	130 H	4-Stroke	31 cc	0.8	1.1			0,6	U16FSR-UB	6050
<b>SPARTAN</b>										
Brushcutters	PC22 / TR22					W22M-US	6048	0,6		
Brushcutters	PC27 / PC35					W20S-U	3075	0,6	W20SR-U	3076
Brushcutters	PCE24					W20M-US	6036	0,6	W20MR-U	6025
Chainsaws	34 / 34AV / 34AV12					W22M-US	6048	0,7		
Chainsaws	Standard / Deluxe					W22M-US	6048	0,7		
<b>SPECO</b>										
Log Splitters	All Models					W9LM-US	6057	0,6	W9LMR-US	6071
<b>SPEDEX</b>										
Mowers		B & S Engine		11.8	16.0	W14-US	6033	0,8		
Mowers		Kohler Engine		14.7	20.0			0,8	T16PR-U	5025
<b>STAR BLACK &amp; DECKER</b>										
Chainsaws						T20M-U	6039	0,6		
<b>STEINER</b>										
Mowers		Onan Engine		14.7	20.0			0,8	T16EPR-U	5022
Mowers		Kubota Engine		15.4	21.0	Q20P-U11	3136	1,1	Q20PR-U11	3008
<b>STIHL</b>										
Blower	BG72 / BG75							0,5	W22MPR-U	6043
Blower	BR106 / BR320 / BR320L / BR400							0,5	W22MPR-U	6043
Blower / Sprayer	SR320 / SR400							0,5	W22MPR-U	6043
Brushcutters / Trimmers	FR106 / FR108							0,5	W22MPR-U	6043
Brushcutters / Trimmers	FS36 / FS40 / FS44							0,5	W20MR-U	6025
Brushcutters / Trimmers	FS51 / FS52 / FS56 / FS62 / FS65 / FS66 / FS90 / FS96							0,5	W20MR-U	6025
Brushcutters / Trimmers	FS60 / FS61 / FS66							0,5	W20MR-U	6025
Brushcutters / Trimmers	FS74 / FS75 / FS80 / FS80R / FS81 / FS85 / FS86							0,5	W22MPR-U	6043
Brushcutters / Trimmers	FS88 / FS106 / FS150 / FS151-015 / FS202-020							0,5	W22MPR-U	6043
Brushcutters / Trimmers	FS160		30 cc	1.4	1.9			0,5	W22MPR-U	6043
Brushcutters / Trimmers	FS180 / FS220		35 cc					0,5	W22MPR-U	6043
Brushcutters / Trimmers	FS280		39 cc	1.9	2.6			0,5	W22MPR-U	6043
Brushcutters / Trimmers	FS200AV / FS200AVE / FS202 / FS202AV							0,5	W22MPR-U	6043
Brushcutters / Trimmers	FS353 / FS353AV							0,5	W20FPR-U	3070

				KW	HP	Standard			Alternative			
												
<b>STIHL continued</b>												
Brushcutters / Trimmers	FS360			52 cc	2.4	3.3			0,6	W22MPR-U	6043	
Brushcutters / Trimmers	FS410 / FS410AVE								0,5	W22MPR-U	6043	
Brushcutters / Trimmers	FS420			57 cc	2.8	3.8			0,5	W22MPR-U	6043	
Brushcutters	HL75 / HL75K			25 cc	0.9	1.2			0,5	W22MPR-U	6043	
Brushcutters	HT75			25 cc	0.9	1.2			0,5	W22MPR-U	6043	
Brushcutters	HS61			20 cc	0.7	0.9			0,5	W20MR-U	6025	
Brushcutters	HS72 / HS74								0,5	W22MPR-U	6043	
Brushcutters	HS75 / HS80 / HS85			25 cc	0.9	1.2			0,5	W22MPR-U	6043	
Chainsaws	' S ' 10							W22M-US	6048	0,5		
Chainsaws	07 / 07S / 08 / 08S		Lighting					W20FP-U	3068	0,5	W20FPR-U	3070
Chainsaws	085 / 08S							W20FS-U	3073	0,5	W20FSR-U	6053
Chainsaws	009 / 009L / 010 / 010AV / 011 / 011AV									0,5	W22MPR-U	6043
Chainsaws	011AV Electronic									0,5	W22MPR-U	6043
Chainsaws	012 / 015 -AV /-AVE /-L /-LE /-R / 017									0,5	W22MPR-U	6043
Chainsaws	020 -AV /-AVH /-AVP /-AVEP /-S / -T / 021									0,5	W22MPR-U	6043
Chainsaws	023 / 023C / 023AV / 023L / 024 / 024AV / 024S / 024WB									0,5	W22MPR-U	6043
Chainsaws	025 / 025AVH / 026 / 026AVP / 026W									0,5	W22MPR-U	6043
Chainsaws	026C / 026CW		Cat							0,5	W22MPR-U	6043
Chainsaws	028 / 028AV / 028AVE / 028S / 028WB									0,5	W22MPR-U	6043
Chainsaws	029 / 030 / 030AV / 031 / 031AV / 031AVE									0,5	W22MPR-U	6043
Chainsaws	032 / 032AV / 032AVE / 034 / 034AV / 034AVEP									0,5	W22MPR-U	6043
Chainsaws	036 / 036AV / 036QS / 036W									0,5	W22MPR-U	6043
Chainsaws	038 / 038AV / 038AVE / 038S / 039									0,5	W22MPR-U	6043
Chainsaws	040 / 040G / 040S	(Light Service = option)						W20M-US	6036	0,5	W20MR-U	6025
Chainsaws	040 / 040G / 040S	(Standard)						W22M-US	6048	0,5		
Chainsaws	041 / 041AV / 041AVE / 041FB									0,5	W22MPR-U	6043
Chainsaws	041AVE	Super								0,5	W22MPR-U	6043
Chainsaws	042 / 042AV / 042AVE / 042AVEQ									0,5	W22MPR-U	6043
Chainsaws	044 / 044AVE / 044W									0,5	W22MPR-U	6043
Chainsaws	044C / 044 Cat	Cat								0,5	W22MPR-U	6043
Chainsaws	045 / 045AV / 045AVE									0,5	W22MPR-U	6043
Chainsaws	045AVE	Super								0,5	W22MPR-U	6043
Chainsaws	048 / 048AVE / 050 / 050AV / 051 / 051AV / 051AVE									0,5	W22MPR-U	6043
Chainsaws	055 / 056 / 056AVE / 058AV									0,5	W22MPR-U	6043
Chainsaws	064 / 064AVEP / 064W / 066 / 066W									0,5	W22MPR-U	6043
Chainsaws	070 / 070AV / 071 / 075 / 075AV / 075AVE / 076									0,5	W22MPR-U	6043
Chainsaws	078AVE / 084 / 084AV / 088									0,5	W22MPR-U	6043
Chainsaws	090 /-AV /-N /-E /-G /-R /-S									0,5	W22MPR-U	6043
Chainsaws	FS150 / FS200 / FS410 / SC17									0,5	W22MPR-U	6043
Chainsaws	S10 / Lightning Super							W22M-US	6048	0,5		
Chainsaws	SG17 / BG17									0,5	W22MPR-U	6043
Cultivators	FC72 / FC75									0,5	W22MPR-U	6043
Drills	BT106 / BT106C / BT360									0,5	W22MPR-U	6043
Power Equipment	4309-1108							W20FP-U	3068	0,5	W20FPR-U	3070
Saws	TS 08									0,5	W22FSR	4024
Saws	TS50 / TS200							W22MP-US	6049	0,5	W22MPR-U	6043
Saws	TS350 / TS350S / TS360 / TS360S			60 cc	3.0	4.1				0,5	W22MPR-U	6043
Saws	TS400 / TS460				3,2 - 3,5	4,4 - 4,8				0,5	W22MPR-U	6043
Saws	TS510			89 cc	4.0	5.4				0,5	W22MPR-U	6043
Saws	TS760			111 cc	4.8	6.5				0,5	W22MPR-U	6043
<b>STIHL - STIGA</b>												
Mowers	BA 20							W14-US	6033	0,5		
Mowers	BB 800 / CB 700							W20M-US	6036	0,5	W20MR-U	6025
Mowers	Park 20008 / Pony 6,8 / President / Privat 8E							W20M-US	6036	0,5	W20MR-U	6025
Mowers	RA Dino 2T							W14-US	6033	0,5		
Mowers	RB Dino 4T							W20M-US	6036	0,5	W20MR-U	6025
Mowers	SB 50 Vario-Speed							W20M-US	6036	0,5	W20MR-U	6025
Mowers	Tornado TB300 / TB500							W20M-US	6036	0,5	W20MR-U	6025

# Spark Plugs

## Application Tables – Small Engine










				KW	HP	Standard			Alternative	
										
<b>STRUNK</b>										
Chainsaws	Tall Timber					W20M-US	6036	0,7	W20MR-U	6025
Chainsaws	Others					W14-US	6033	0,6		
<b>SUNBEAM</b>										
Mowers			B & S Engine			W9LM-US	6057	0,8	W9LMR-US	6071
Mowers			Tecumseh Engine			W14LM-US	6035	0,8	W14LMR-US	6072
Mowers			Victa Engine			W20M-US	6036	0,8	W20MR-U	6025
Mowers		(Ø 18mm thread)				L14-U	5000	0,8	L14R-U	5049
<b>SUPER SPLIT</b>										
Log Splitters			B & S Engine			W9LM-US	6057	0,6	W9LMR-US	6071
<b>SUZUKI</b>										
Generators	SW 140 S / SE 3800 S					W16FP-U	4019	0,8	W16FPR-U	4192
Generators	SV 1200(L) / SV 1400 / SV 1500							0,8	W20EPR-U	3047
Generators	SV 2000 / SV 2200 / SV 2300 (./-C/L/S/R)							0,8	W20EPR-U	3047
Generators	SR 1500 / SR 2000 / SD 2000 R							0,8	W20EPR-U	3047
Generators	SV 4000 / SVW 140							0,8	W16EPR-U	3021
Generators	SX 600 / SX 650 R / SX 800 R							0,8	W16FPR-U	4192
Generators	SE 2500(L) / SE 3000(L/C)							0,8	W16FPR-U	4192
Power Equipment	S 80					W14F-U	4012	0,8	W14FR-U	4017
Power Equipment	SE 400 / SE 500 / SE 600 / SE 800 (./-A /-T)							0,7	W14MPR-U10	6018
Power Equipment	SE 1000 / SE 1200 / SE 1500 / SE 2500 / SE 3000							0,8	W20FPR-U	3070
Power Equipment	SE 1800 (-A / K / KL / L / LA)							0,8	W20EPR-U	3047
Power Equipment	SD 650 R / SE700 A / 47 PB / VM 140							0,8	W20MPR-U10	6032
Power Equipment	VM-OHV-B		OHV					0,8	W20EPR-U	3047
Power Equipment	S 150 (./-R) / S 200 (./-A /-R)					W16FP-U	4019	0,8	W16FPR-U	4192
Power Equipment	S 250					W16FP-U	4019	0,8	W16FPR-U	4192
Power Equipment	V 120 / V 160 / V 270					W20EP-U	3043	0,8	W20EPR-U	3047
Pumps	SP 20 (A) / SPT 20 / SP 30 (A)					W20FP-U	3068	0,8	W20FPR-U	3070
Snowthrowers	SS 755					W16FP-U	4019	0,8	W16FPR-U	4192
Snowthrowers	SS 552 / SS 555 (ES)					W20EP-U	3043	0,8	W20EPR-U	3047
Snowthrowers	SS 865 (-E/-ES) / SS 980 (-E/-ES)					W20EP-U	3043	0,8	W20EPR-U	3047
<b>TANAKA</b>										
Auger	JEA-1 / JEA-2C					W20S-U	3075	0,6	W20SR-U	3076
Auger	TEA-30					W22S-U	4027	0,6		
Auger	TEA-500					W20M-US	6036	0,6	W20MR-U	6025
Auger	TIA-302 / TIA-305 / TIA-340					W22M-US	6048	0,6		
Blower	TBL-505					W20M-US	6036	0,6	W20MR-U	6025
Brushcutters	AST-250		25 cc			W20MP-U	6023	0,6		
Brushcutters	AST-5000 / AST-7000					W20MP-U	6023	0,6		
Brushcutters	QUM-2 / SUM-3 / SUM-301 / TST-218					W20M-US	6036	0,6	W20MR-U	6025
Brushcutters	SUM-321 / SUM-351					W22M-US	6048	0,6		
Brushcutters	TBC-23 / TBC-26 / TBC-30 / TBC-40 / TBC-160					W20M-US	6036	0,6	W20MR-U	6025
Brushcutters	TBC-220 / TBC-250 / TBC-500					W20MP-U	6023	0,6		
Brushcutters	TBC-162 / TBC-205 / TBC-215 / TBC-218 / TBC-232					W20M-US	6036	0,6	W20MR-U	6025
Brushcutters	TBC-262 / TBC-264 / TBC-265 / TBC-373 / TBC-501					W20M-US	6036	0,6	W20MR-U	6025
Brushcutters	TBC-235 / TBC-300 / TBC-321 / TBC322 / TBC-324					W22M-US	6048	0,6		
Brushcutters	TCB-355 / TBC-422 / TBC424					W22M-US	6048	0,6		
Brushcutters	TBC-2000 / TBC-2010 / TBC-2200		20 cc			W20MP-U	6023	0,6		
Brushcutters	TBC-4000 / TBC-4500 / TBC-5000		20 cc			W20MP-U	6023	0,6		
Brushcutters	TUM-220 / TUM-250					W20MP-U	6023	0,6		
Brushcutters / Trimmers	THT-16 / THT-23 / THT-162 / THT-200 / THT-210					W20M-US	6036	0,6	W20MR-U	6025
Brushcutters / Trimmers	THT-230 / THT-232 / THT-262					W20M-US	6036	0,6	W20MR-U	6025
Drills	TED-210					W20MP-U	6023	0,6		
Drills	TED-232 / TED-260 / TED-262 / TED-262 DH/L/H					W20M-US	6036	0,6	W20MR-U	6025
Edger	TLE-500 / TLE-550		50 cc			W22M-US	6048	0,6		
Chainsaws	ECS-3 / EBC-1 / QUM-2					W20S-U	3075	0,7	W20SR-U	3076
Chainsaws	ECS-35 / ECS-35B / ECS-35E					W20M-US	6036	0,7	W20MR-U	6025
Chainsaws	ECS-290 / ECS-300 / ECS-320					W20M-US	6036	0,7	W20MR-U	6025
Chainsaws	ECS-330 / ECS-350 / ECS-351 / ECS-355					W20M-US	6036	0,7	W20MR-U	6025









				KW	HP	Standard 			Alternative 			
<b>TANAKA continued</b>												
Chainsaws	ECS-3500B / ECS-4000B					W20MP-U	6023	0,7				
Chainsaws	ECS-356 / ECS-370					W20M-US	6036	0,7	W20MR-U		6025	
Chainsaws	ECS-405 / ECS-415 / ECS-505					W22MP-US	6049	0,7	W22MPR-U		6043	
Chainsaws	ECS-506 / ECS-650 / ECS-655					W22MP-US	6049	0,7	W22MPR-U		6043	
Power Equipment	EHC-120		63 cc			W22M-US	6048	0,6				
Power Equipment	16cc		16 cc	0.6	0.8	W22M-US	6048	0,8				
Power Equipment	23cc		23 cc	0.9	1.2	W22M-US	6048	0,8				
Power Equipment	30cc / 31cc		30-31 cc	1.2	1.6	W22M-US	6048	0,8				
Power Equipment	37cc		37 cc	1.5	2.0	W22M-US	6048	0,8				
Power Equipment	J37 / RE11 / D50G					W20S-U	3075	0,8	W20SR-U		3076	
Power Equipment	Q22 / QC22					W20M-US	6036	0,8	W20MR-U		6025	
Power Equipment	QEG300 / T50					W20M-US	6036	0,8	W20MR-U		6025	
Pumps	TCP-381		50 cc			W20S-U	3075	0,6	W20SR-U		3076	
<b>TECUMSEH</b>												
Power Equipment	AH 480			2.9	3.9	W14-US	6033	0,7				
Power Equipment	AH 520			1.7	2.3	W9P-U	6006	0,7	W9PR-U		6007	
Power Equipment	AH 600			2.2	3.0	W20MP-U	6023	0,7				
Power Equipment	AV 520			2.2	3.0	W14LM-US	6035	0,7	W14LMR-US		6072	
Power Equipment	AV 600			2.8	3.8	W14LM-US	6035	0,7	W14LMR-US		6072	
Power Equipment	Centura 40, 50, 55 DX		Tecumseh 50 DX					0,7	W9LMR-US		6071	
Power Equipment	Centura 50 DX		Tecumseh 50 DX	163 cc	3.3	4.5		0,7	W9LMR-US		6071	
Power Equipment	Centura 60 OHV / 65 OHV							0,7	W22ESR-U		3098	
Power Equipment	Centura 156 / 172 / 195							0,7	W9LMR-US		6071	
Power Equipment	Geotec 40/172, 50/195							0,7	W9LMR-US		6071	
Power Equipment	H 25			1.8	2.5	W14-US	6033	0,7				
Power Equipment	H 30 / LAV 30			2.2	3.0	W14-US	6033	0,7	W14LMR-US		6072	
Power Equipment	H 35 / HXL 35 / LAV 35			2.6	3.5	W14-US	6033	0,7	W14LMR-US		6072	
Power Equipment	H 50 / HS 50 / VH 50 / HH50 / LAV 50 / V 50			3.7	5.0	W14-US	6033	0,7	W14LMR-US		6072	
Power Equipment	H 60 / HH 60 / V 60 / VH 60			4.4	6.0	W14-US	6033	0,7	W14LMR-US		6072	
Power Equipment	H 70 / HM 70 / HH70 / V 70 / VM 70			5.1	7.0	W14-US	6033	0,7	W14LMR-US		6072	
Power Equipment	H 80 / HH 80 / HM 80			5.9	8.0	W14-US	6033	0,8				
Power Equipment	HH 40 / HS 40			2.9	4.0	W14-US	6033	0,7	W14LMR-US		6072	
Power Equipment	HH 60 / VH 60			4.4	6.0	W14-US	6033	0,8				
Power Equipment	HH 100 / HH140 / HH160 / HH180					W20FS-U	3073	0,7	W20FSR-U		6053	
Power Equipment	HHM 80 / V 80 / VM 80			5.9	8.0	W14-US	6033	0,8				
Power Equipment	HM 100 / VH 100			7.4	10.0	W14-US	6033	0,8				
Power Equipment	HS 40 / VH 40		173 cc	2.9	4.0			0,8	W14LMR-US		6072	
Power Equipment	HSK 300			1.5	2.0	W20MP-U	6023	0,7				
Power Equipment	HXL 35			2.6	3.5	W14-US	6033	0,8				
Power Equipment	HXL 840 / HSK 840			2.9	4.0	W20MP-U	6023	0,8				
Power Equipment	LAV 30 / LAV 35 / LAV 40		4-Stroke					0,7	W14LMR-US		6072	
Power Equipment	LAV 50 / HS 50 / TVM 125			3.7	5.0			0,8	W14LMR-US		6072	
Power Equipment	OH 120 / OH 140 / OH 160 / OH 180					W20FS-U	3073	0,7	W20FSR-U		6053	
Power Equipment	OVM 120 / OVXL 120 / OVXL(C) 125			8.8	12.0			0,7	W16FSR		3033	
Power Equipment	OVRM 40		OHV	148 cc	2.9	4.0		0,7	W22ESR-U		3098	
Power Equipment	OVRM 50		OHV	173 cc	3.7	5.0		0,7	W22ESR-U		3098	
Power Equipment	OVRM 905			3.3	4.5	W22ES-U	3093	0,7	W22ESR-U		3098	
Power Equipment	Prisma 156		156 cc	2.7	3.7			0,7	W9LMR-US		6071	
Power Equipment	TCH 200			1.2	1.6	W20MP-U	6023	0,7				
Power Equipment	TCH 300			1.5	2.0	W22MP-US	6049	0,7	W22MPR-U		6043	
Power Equipment	TNT 100		164 cc	2.9	3.9			0,7	W14LMR-US		6072	
Power Equipment	TVM 140 / TVM 170 / TVM 195 / TVXL 195			4.4	6.0	W14-US	6033	0,7	W14LMR-US		6072	
Power Equipment	TVM 170 / TVXL 170			5.1	7.0	W14-US	6033	0,7	W14LMR-US		6072	
Power Equipment	TVM 195 / TVXL 195			5.9	8.0	W14-US	6033	0,8	W14LMR-US		6072	
Power Equipment	TVXL 105		172 cc	2.9	4.0			0,7	W14LMR-US		6072	
Power Equipment	TVS 75		127 cc	2.2	3.0			0,7	W14LMR-US		6072	
Power Equipment	TVS 90		148 cc	2.6	3.5			0,7	W14LMR-US		6072	
Power Equipment	TVS 100			2.9	3.9			0,7	W14LMR-US		6072	
Power Equipment	TVS 105		172 cc	2.9	4.0			0,7	W14LMR-US		6072	
Power Equipment	TVS 115		188 cc	3.3	4.5			0,7	W14LMR-US		6072	
Power Equipment	TVS 120 / TNT 120		197 cc	3.7	5.0			0,7	W14LMR-US		6072	
Power Equipment	TVS520 / TVS 600			2.4	3.3	W14LM-US	6035	0,7	W14LMR-US		6072	
Power Equipment	TVS 840 / TVXL 840			2.9	4.0	W20MP-U	6023	0,7				
Power Equipment	V 50 / AV 600 / AH 817			3.7	5.0	W14-US	6033	0,7	W14LMR-US		6072	



# Spark Plugs









## Application Tables – Small Engine

				KW	HP	Standard			Alternative			
												
<b>TECUMSEH <i>continued</i></b>												
Power Equipment	V 50 / AV 600 / AH 817			3.7	5.0	W14-US	6033	0,8				
Power Equipment	V 70 / VH 70 / VM 70 / HH 70			5.1	7.0	W14-US	6033	0,8				
Power Equipment	Vantage 148 / Geotec 148		148 cc	2.6	3.5			0,7	W9LMR-US	6071		
Power Equipment	VM 100 / TVM 220 / TVXL 220			4.4	6.0	W14-US	6033	0,7				
Power Equipment	VM 100 / TVM 220 / TVXL 220			7.4	10.0	W14-US	6033	0,8				
Tecna. Aspera	AV 125 / AV 175	(75-'83)	Magneto ign. 123 cc	2.6	3.5	W20S-U	3075	0,7	W20SR-U	3076		
Tecna. Aspera	AV 520	(75-'83)	Magneto ign. 85 cc	2.2	3.0	W14-US	6033	0,7	W14LMR-US	6072		
Tecna. Aspera	AV 600	(75-'83)	Magneto ign. 99 cc	2.6	3.5	W14-US	6033	0,7	W14LMR-US	6072		
Tecna. Aspera	BV 133 / BV 150 / BV 153	(75-'83)	Magneto ign. 149 cc	2.6	3.5	W14-US	6033	0,7	W14LMR-US	6072		
Tecna. Aspera	BV 172 / BV173	(75-'83)	Magneto ign. 173 cc	2.9	4.0	W14-US	6033	0,7	W14LMR-US	6072		
Tecna. Aspera	H 30 / HB 30	(75-'83)	Magneto ign. 127 cc	2.2	3.0	W14-US	6033	0,7	W14LMR-US	6072		
Tecna. Aspera	H 35 / HBL 35	(75-'83)	Magneto ign. 149 cc	2.6	3.5	W14-US	6033	0,7	W14LMR-US	6072		
Tecna. Aspera	HS 30 / HBL 30	(75-'83)	Magneto ign. 127 cc	2.2	3.0	W14-US	6033	0,7	W14LMR-US	6072		
Tecna. Aspera	HS 35 / HBL 35 / HBP 40	(75-'83)	Magneto ign. 173 cc	2.9	4.0	W14-US	6033	0,7	W14LMR-US	6072		
Tecna. Aspera	LAV 30	(75-'83)	Magneto ign. 127 cc	2.2	3.0	W14-US	6033	0,7	W14LMR-US	6072		
Tecna. Aspera	LAV 35	(75-'83)	Magneto ign. 149 cc	2.6	3.5	W14-US	6033	0,7	W14LMR-US	6072		
Tecna. Aspera	LAV 153	(75-'83)	Magneto ign. 149 cc	2.6	3.5	W14M-US	6034	0,7	W14MR-U	6019		
Tecna. Aspera	LAV 40 / LAV 172	(75-'83)	Magneto ign. 173 cc	2.9	4.0	W14-US	6033	0,7	W14LMR-US	6072		
Tecna. Aspera	MV 100 / MV 100 S	(75-'83)	Magneto ign. 99 cc	2.6	3.5	W14-US	6033	0,7	W14LMR-US	6072		
Tecnamotor	BVL 198		198 cc	3.7	5.0			0,7	W14LMR-US	6072		
Tecnamotor	Premier 55 OHV		OHV 173 cc	4.0	5.5			0,7	W22ESR-U	3098		
Tecnamotor	RV 173 / BVL 173		173 cc	2.9	4.0			0,7	W14LMR-US	6072		
Tecnamotor	Synergie 40		173 cc	2.9	4.0			0,7	W14LMR-US	6072		
Tecnamotor	Synergie 55 OHV		OHV 173 cc	4.0	5.5			0,7	W22ESR-U	3098		
Tecnamotor	Vantage 35 / 40							0,7	W14LMR-US	6072		
<b>TONDU</b>												
Brushcutters	16 / 22cc					W22M-US	6048	0,5				
Brushcutters	35cc					W20M-US	6036	0,5	W20MR-U	6025		
Chainsaws	30F / 35F / 42F					W22MP-US	6049	0,6	W22MPR-U	6043		
<b>TOPSO</b>												
Chainsaws	E501AV / E511AVB					W20MP-U	6023	0,5				
Chainsaws	E601AV / E611AVB					W20MP-U	6023	0,5				
Chainsaws	E700AV / E710AVB					W20MP-U	6023	0,5				
<b>TORO</b>												
Mowers	215 CID	(Standard)	Chevrolet Engine					0,8	T16PR-U	5025		
Mowers	215 CID	(Heavy load = option)	Chevrolet Engine					0,8	T20PR-U	5035		
Mowers	AENLD		Wisconsin Engine			L14-U	5000	0,8	L14R-U	5049		
Mowers	B48G		Onan Engine					0,8	T16EPR-U	5022		
Mowers	K17		Kohler Engine					0,8	T14PR-U	5020		
Mowers	K141 / K181		Kohler Engine			W14-US	6033	0,8				
Mowers	K321 / K532 / K582		Kohler Engine			W16LS	3035	0,8				
Mowers	M14		Kohler Engine	10.3	14.0			0,8	T14PR-U	5020		
Mowers	NHB		Onan Engine			W20ES-U	3051	0,8	W20ESR-U	3057		
Mowers	R839		Teleclyne			W22FP-U	4021	0,8	W22FPR-U	4022		
Mowers			B & S Engine			W9LM-US	6057	0,8	W9LMR-US	6071		
Mowers			Kioritz Engine			W20M-US	6036	0,8	W20MR-U	6025		
Mowers			Tecumseh Engine			W14LM-US	6035	0,8	W14LMR-US	6072		
<b>TOYOTA</b>												
Lift Trucks	02FG32 / 02FG35 / 02FG40		F Eng.					0,8	W14EXR-U	3013		
Lift Trucks	2FG50 / 2FG60		2F Eng. (6 Cyl.)					0,8	W14EXR-U	3013		
Lift Trucks			3P					0,8	W16ESR-U	3110		
Lift Trucks			2P Eng.					0,8	W14EXR-U	3013		
Lift Trucks	(-07.83)		4P Eng. 1493 cc (4 Cyl.)					0,8	W14EXR-U	3013		
Lift Trucks	(08.83-08.86)		4P (4 Cyl.) / 1493 cc 2R Eng.					0,8	W16EXR-U	3031		
Lift Trucks	(09.86-)		4P Eng. 1493 cc (4 Cyl.)					0,8	W9EXR-U	6044		
Lift Trucks	(09.86-) (Spark plug with extra gasket)		4P Eng. 1493 cc (4 Cyl.)					0,8	W9EXR-U/Cu	6056		
Lift Trucks			5R (5P Eng.) 1990 cc (4 Cyl.)					0,8	W16EXR-U	3031		
Lift Trucks	7-Series (7FGCU 15, 18, S20)		4Y 2237 cc (2,3 OHV 2V)	32.0	44.0			0,8	W9EXR-U	6044		
Lift Trucks	7-Series (7FGCU 20, 25, 30, 32)		4Y 2237 cc (2,3 OHV 2V)	39.0	53.0			0,8	W9EXR-U	6044		

				KW	HP						
							Standard		Alternative		
<b>TROMECA</b>											
Brushcutters	200 / 260 / 260D						W22MP-US	6049	0,5	W22MPR-U	6043
Brushcutters	400A / 460AVS						W22MP-US	6049	0,5	W22MPR-U	6043
Brushcutters	8420 / 8510 / 8515						W22MP-US	6049	0,5	W22MPR-U	6043
Chainsaws	935F / 942 / 946 / 951 / 999F						W22MP-US	6049	0,5	W22MPR-U	6043
Mowers	20805 ( Quantum )	B & S Engine	2.9	4.0			W9LM-US	6057	0,7	W9LMR-US	6071
Mowers	20805 ( Quantum XTE )	B & S Engine	3.7	5.0			W9LM-US	6057	0,7	W9LMR-US	6071
Mowers	LM 21SP2K ( FC180V )	Kawasaki Engine					W20EP-U	3043	0,7	W20EPR-U	3047
Mowers	LM 21SP2S ( SB152 )	F & S Engine					W16FS-U	3034	0,7	W16FSR	3033
Mowers	LM 21SP3S ( ST204 )	F & S Engine					M14	5001	0,6		
Mowers	TR 346P ( Prisma 37 )	Tecnamotor					W14LM-US	6035	0,7	W14LMR-US	6072
Mowers	TR 4431BS / TRT 4431BS ( Sprint 375 )	B & S Engine					W9LM-US	6057	0,7	W9LMR-US	6071
Mowers	TR 500T ( Quantum XM40 )	B & S Engine					W9LM-US	6057	0,7	W9LMR-US	6071
Mowers	TRT 443 / TRP 443 ( Quantum XM35 )	B & S Engine					W9LM-US	6057	0,7	W9LMR-US	6071
Mowers	TRT 4481BQ / TRT 4481BOD ( Quantum XTE50 )	B & S Engine					W9LM-US	6057	0,7	W9LMR-US	6071
Mowers	TRT 4481K ( FC150 )	Kawasaki Engine					W20EP-U	3043	0,7	W20EPR-U	3047
Mowers	TRT 4481S ( SB140SL )	F & S Engine							0,7	W16PR-U	3037
Mowers	TRT 5471BQ ( Quantum XTL50 )	B & S Engine					W9LM-US	6057	0,7	W9LMR-US	6071
Mowers	TRT 5471BQD ( Quantum XTL50DE )	B & S Engine					W9LM-US	6057	0,7	W9LMR-US	6071
Mowers	TRT 5471S ( SB140SL )	F & S Engine							0,7	W16PR-U	3037
Mowers	TRT 5531BQ ( Quantum XTL50 )	B & S Engine					W9LM-US	6057	0,7	W9LMR-US	6071
Mowers	TRT 5531BQD ( Quantum XTL50DE )	B & S Engine					W9LM-US	6057	0,7	W9LMR-US	6071
Mowers/Brushcutters	AS 21AB / AS 21A81 ( AS Motor )		3.3	4.5			W16FS-U	3034	0,7	W16FSR	3033
Mowers/Brushcutters	AS 21BS ( Quantum )		3.7	5.0			W9LM-US	6057	0,7	W9LMR-US	6071
Mowers/Brushcutters	AS 22F ( AS Motor )		5.1	7.0			W16FS-U	3034	0,7	W16FSR	3033
Mowers/Brushcutters	AS 21 165 ( AS Motor )		5.1	7.0			W16FS-U	3034	0,7	W16FSR	3033
Mowers/Brushcutters	AS 26A82 / AS 26A92 ( AS Motor )		5.1	7.0			W16FS-U	3034	0,7	W16FSR	3033
Mowers/Brushcutters	AS 27A82 / AS 27A92 ( AS Motor )		5.1	7.0			W16FS-U	3034	0,7	W16FSR	3033
Mowers/Brushcutters	AS 53B1 / B1R ( AS Motor )		5.1	7.0			W16FS-U	3034	0,7	W16FSR	3033
Mowers/Brushcutters	Montana BQ5 ( XM 1/C )						W9LM-US	6057	0,7	W9LMR-US	6071
Brushcutters	TE22F / TE22R / TE26 / TE30 / TE40 / TE40GT / TE41						W22MP-US	6049	0,7	W22MPR-U	6043
<b>TRU - CUT</b>											
Mowers		B & S Engine					W9LM-US	6057	0,8	W9LMR-US	6071
Mowers	Honda	OHV					W16EP-U	3018	0,8	W16EPR-U	3021
<b>TURF BLAZER</b>											
Mowers		Kohler Engine					W14L	6013	0,8		
Mowers		Wisconsin Engine					L14-U	5000	0,8	L14R-U	5049
<b>U.S. ENGINES</b>											
Power Equipment	354 / 415 / 354SP / 414SP						W22MP-US	6049	0,8	W22MPR-U	6043
<b>UNICORN</b>											
Log Splitters							W20M-US	6036	0,6	W20MR-U	6025
<b>VANN</b>											
Log Splitters							W20S-U	3075	0,6	W20SR-U	3076
<b>VAP</b>											
Brushcutters	CBT45 / DB23 / DB24 / DB28 / DB33 / DB47 / DB49						W22MP-US	6049	0,5	W22MPR-U	6043
Chainsaws	530 / 535 / 542 / 548 / 553 / 570						W22MP-US	6049	0,5	W22MPR-U	6043
Mowers	46 T37 ( Prisma 37 )	Tecnamotor					W14LM-US	6035	0,7	W14LMR-US	6072
Mowers	Border F4 / F4A ( Prisma 37 )	Tecnamotor					W14LM-US	6035	0,7	W14LMR-US	6072
Mowers	Boxer F2 / F2A ( MV100S )	Tecnamotor					W14LM-US	6035	0,7	W14LMR-US	6072
Mowers	Boxer F4A37 / F4AE37 ( Prisma 37 )	Tecnamotor					W14LM-US	6035	0,7	W14LMR-US	6072
Mowers	Pointer F4 .37 ( Prisma 37 )	Tecnamotor					W14LM-US	6035	0,7	W14LMR-US	6072
Mowers	Springer B5A ( Quantum 50 )	B & S Engine					W9LM-US	6057	0,7	W9LMR-US	6071
Mowers	Springer F5A / F5AE ( Synergie 40 )	Tecnamotor					W9LM-US	6057	0,7	W9LMR-US	6071
Mowers	Springer K5A / FC150	Kawasaki Engine					W20EP-U	3043	0,7	W20EPR-U	3047
<b>VICTA</b>											
Mowers	2-Stroke		125 cc				W16FS-U	3034	0,5	W16FSR	3033
Mowers	2-Stroke		160 cc				W20M-US	6036	0,6	W20MR-U	6025
Mowers	4-Stroke		148 cc				W14-US	6033	0,8		
Mowers	500 Twin						W14-US	6033	0,6		
Mowers	Compact 400						W14-US	6033	0,6		
Mowers	Impala 4Mk II						W14-US	6033	0,8		
Mowers	Super Professional / Super 24						W20M-US	6036	0,6	W20MR-U	6025
Mowers	Tit- a cut						W20M-US	6036	0,6	W20MR-U	6025
Mowers	VC / VC 160 Mustang Mk II						W20M-US	6036	0,6	W20MR-U	6025









# Spark Plugs

## Application Tables – Small Engine

					KW	HP	Standard			Alternative	
											
<b>WACKER</b>											
Chainsaws	BTS 9 / 12 / 14						W22MP-US	6049	0,5	W22MPR-U	6043
Chainsaws	BTS 10 / 11 / 13						W22MP-US	6049	0,5	W22MPR-U	6043
<b>WARDS</b>											
Chainsaws	24000A / 24001A / 24002A / 24002B / 24002C / 24003A						W22M-US	6048	0,7		
Chainsaws	24005A / 24005B / 24006A / 24006B / 24007A / 24007B						W22M-US	6048	0,7		
Chainsaws	24008A / 24008B / 24025A / 24025B / 24027A / 24028B						W22M-US	6048	0,7		
Chainsaws	24030A / 24031A / 24032A / 24033A / 24034A / 24035A						W22M-US	6048	0,7		
Chainsaws	24036A / 24036B / 24036C / 24036D / 24037A / 24038A						W22M-US	6048	0,7		
Chainsaws	24040A / 24040B / 24040C / 24045A						W22M-US	6048	0,7		
Chainsaws	24050A / 24052A / 24054A / 24056A / 24062 / 24064						W22MP-US	6049	0,7	W22MPR-U	6043
Chainsaws	24066 / 24068 / 24078 / 24084 / 24086						W22MP-US	6049	0,7	W22MPR-U	6043
Chainsaws	24087A / 24089A / 24090A / 24094A / 24095A / 30000A						W22M-US	6048	0,7		
Chainsaws	24102-9 / 24100-1 / 24103-6						W20M-US	6036	0,7	W20MR-U	6025
Chainsaws	24148						W14-US	6033	0,7		
Chainsaws	30004A / 30008A / 30012A / 30016A / 30020A / 30024A						W22M-US	6048	0,7		
Chainsaws	TMC - 24060A						W20S-U	3075	0,7	W20SR-U	3076
Chainsaws	TMC - 24072A / TMC - 24075A / TMC - 24075B						W22M-US	6048	0,7		
Chainsaws	TMC - 24085A / TMC - 24095A						W22M-US	6048	0,7		
<b>WAYNE</b>											
Chainsaws	225 cu.in		Chrysler Engine				W16EP-U	3018	0,7	W16EPR-U	3021
Chainsaws	318 cu.in		Chrysler Engine				W16EP-U	3018	0,7	W16EPR-U	3021
<b>WEBB</b>											
Mowers	All Models		B & S Engine				W9LM-US	6057	0,7	W9LMR-US	6071
Mowers	All Others						W20M-US	6036	0,8	W20MR-U	6025
<b>WEED EATER</b>											
Mowers			Fuji Engine				W22M-US	6048	0,8		
Mowers			Kioritz Engine				W20M-US	6036	0,8	W20MR-U	6025
Mowers			Tecumseh Engine				W14-US	6033	0,8		
Mowers	Model 657						W9LM-US	6057	0,8	W9LMR-US	6071
Mowers	Model 1000						W22FS-U	4025	0,8	W22FSR	4024
<b>WEGELE</b>											
Mowers	All Models						L14-U	5000	0,8	L14R-U	5049
<b>WEST BEND</b>											
Chainsaws	All Models						W20M-US	6036	0,7	W20MR-U	6025
<b>WHEEL HORSE</b>											
Mowers			B & S Engine				W9LM-US	6057	0,8	W9LMR-US	6071
Mowers			Renault Engine				W20FP-U	3068	0,8	W20FPR-U	3070
Mowers	B43M		Onan Engine				W16LS	3035	0,8		
Mowers	K181		Kohler Engine				W14-US	6033	0,8		
Mowers	K241 / K301 / K321		Kohler Engine				W16LS	3035	0,8		
Mowers	K341 / K532		Kohler Engine				W16LS	3035	0,8		
Mowers	K717		Kohler Engine						0,8	T14PR-U	5020
<b>WHITE</b>											
Log Splitters							W14-US	6033	0,7		
<b>WIZARD</b>											
Chainsaws	010 / 012 / 014 / AV14 / AV16 / 110 / 112 / 212						W20M-US	6036	0,7	W20MR-U	6025
Chainsaws	314 / 316 / 420 / 430 / 430B / AV10 / AV16						W20M-US	6036	0,7	W20MR-U	6025
Chainsaws	AV18 / B013						W20MP-U	6023	0,7		
Mowers	2-Stroke		Clinton Engine				W14L	6013	0,6		
Mowers	Power Product						W20M-US	6036	0,8	W20MR-U	6025
Mowers	Propulsion VE901R						W9-U	6004	0,8		
Mowers			Clinton Engine				W20M-US	6036	0,6	W20MR-U	6025
<b>WOOD WACKER - I</b>											
Chainsaws			B & S Engine				W9LM-US	6057	0,7	W9LMR-US	6071
<b>WOODCHUCK</b>											
Chainsaws	172 cu.in		Ford Engine				W14L	6013	0,7		
Chainsaws	300 / 330 cu.in		Ford Engine						0,7	MA20R-U	5014

# Spark Plugs

## Application Tables – Small Engine

				KW	HP	Standard			Alternative		
											
<b>WOODSMAN</b>											
Log Splitters						W20M-US	6036	0,6	W20MR-U	6025	
<b>WOODWARDS</b>											
Mowers			B & S Engine			W9LM-US	6057	0,6	W9LMR-US	6071	
<b>WRIGHT</b>											
Chainsaws	104 / 104D / 111 / 121 / 122A / 122CVA					W20M-US	6036	0,7	W20MR-U	6025	
Chainsaws	136 / 137A / 140 / 141A					W20M-US	6036	0,7	W20MR-U	6025	
Chainsaws	C40 / C40D / C70 / C70G / C70D					W20S-U	3075	0,6	W20SR-U	3076	
Chainsaws	GS218 / GS2520 / C250 / C250D / C50SG					W9-U	6004	0,6			
Chainsaws	GS2016 / B316					W9P-U	6006	0,6	W9PR-U	6007	
Chainsaws	GS4520 / GS5020 / GS5020A / B520					W14M-US	6034	0,7	W14MR-U	6019	
<b>YAMAHA</b>											
Engines	MF 150 A / MF180 (../-A /-AR /-AS /-S /-SR)					W20FP-U	3068	0,6	W20FPR-U	3070	
Engines	MF 260 (A /-AR /-S /-SR)					W20FP-U	3068	0,6	W20FPR-U	3070	
Engines	MF 410 (A /-AR /-S /-SR)					W20FP-U	3068	0,6	W20FPR-U	3070	
Generators	EF 600		4-Stroke	70 cc	0.9	1.2		0,8	W20MPR-U10	6032	
Generators	EF 600	(L=12.7mm thread)	4-Stroke	70 cc	0.9	1.2		0,7	W20FPR-U	3070	
Generators	EF 1000 / EF 1200(A)		4-Stroke		1,3 - 1,8	1,7 - 2,5		0,7	W20FPR-U	3070	
Generators	EF 1400 / EF 1700		4-Stroke		1,8 - 2,4	2,4 - 3,3		0,7	W20FPR-U	3070	
Generators	EF 2000 / EF 2100		4-Stroke					0,7	W20FPR-U	3070	
Generators	EF 2200 / EF 2400		4-Stroke					0,7	W20FPR-U	3070	
Generators	EF 2500 / EF 2600		4-Stroke					0,7	W20FPR-U	3070	
Generators	EF 2800 / EF 3200		4-Stroke					0,7	W20FPR-U	3070	
Generators	EF 2800 HK / EF 2800 K		4-Stroke					0,7	W14FPR-U	4184	
Generators	EF 3600 / EF 3800		4-Stroke					0,7	W20FPR-U	3070	
Generators	EF 4000 (../-DV/-E) / EF 4300		4-Stroke					0,7	W20FPR-U	3070	
Generators	EF 4400 (../-E/-DV/-DVE)		4-Stroke	412 cc	4.8	6.5		0,7	W20FPR-U	3070	
Generators	EF 5400 (E)		4-Stroke		5.9	8.0		0,7	W16EPR-U	3021	
Golf car	G1A / G3						W16FP-U	4019	0,7	W16FPR-U	4192
Golf car	GE						W14F-U	4012	0,7	W14FR-U	4017
Golf car	G2A / G9A						W16ES-U	3025	0,5	W16ESR-U	3110
Mowers	YLM 342 / YLM 346		4-Stroke				W14E	6009	0,7		
Mowers	YLM 446 / YLU 446		4-Stroke		3.2	4.4			0,7	W16EPR-U	3021
Mowers	YLM 453		4-Stroke		3.4	4.6			0,7	W16EPR-U	3021
Mowers	YLM 466	OHV	4-Stroke				W16EP-U	3018	0,7	W16EPR-U	3021
Mowers	YLM 553 / YLU 553		4-Stroke		3.2	4.4			0,7	W16EPR-U	3021
Mowers	YLM 653		4-Stroke		3.4	4.6			0,7	W16EPR-U	3021
Pumps	YP 20 GN		4-Stroke		2.6	3.6	W14FP-U	4013	0,7	W14FPR-U	4184
Pumps	YP 30 GK / YP 30 GN		4-Stroke		2.6	3.6			0,7	W14FPR-U	4184
Pumps	YP 30 GX	(L=19.0mm thread)							0,7	W16EPR-U	3021
Pumps	YP 20 TA / YP 30 TA / YP 40 TA								0,7	W20FPR-U	3070
Snowthrowers	YS 220		2-Stroke	80 cc	1.5	2.0			0,7	W16FPR-U	4192
Snowthrowers	YS 524 (TE)		4-Stroke		3.7	5.0			0,7	W14EPR-U	6011
Snowthrowers	YS 624		4-Stroke	200 cc	4.4	6.0			0,7	W14FPR-U	4184
Snowthrowers	YS 828		4-Stroke	290 cc	5.9	8.0			0,7	W14FPR-U	4184
Tractors	YBC 20 S/ YBC 20 D								0,8	W20MPR-U10	6032
Tractors	YBC 30 D/ YBC 40 D / YBC 50 D								0,8	W20MPR-U10	6032
Tractors	YT 3600		4-Stroke	360 cc	8.8	12.0			0,7	W14EPR-U	6011
<b>YARD-MAN</b>											
Log Splitters			B & S Engine				W9LM-US	6057	0,6	W9LMR-US	6071
Mowers			Tecumseh Engine				W14-US	6033	0,8		
Mowers			B & S Engine				W9LM-US	6057	0,8	W9LMR-US	6071
<b>YARDSMITH</b>											
Mowers	All Models						W9LM-US	6057	0,8	W9LMR-US	6071
<b>YAZOO (KEES)</b>											
Mowers			B & S Engine				W9LM-US	6057	0,8	W9LMR-US	6071
Mowers	EY18W / EY18/3W		Wisconsin Engine				W16FS-U	3034	0,8	W16FSR	3033
Mowers	TJD		Wisconsin Engine				L14-U	5000	0,8	L14R-U	5049











# DENSO Marine Outboard














# Spark Plugs











## Application Tables – Marine Outboard

		Standard				Alternative			
									
<b>AERO MARINE</b>									
AM 4000 - 4 HP	70 > 73			0,9	W16PR-U	3037			
AM 5000 M, AM 5000 E - 5 HP	70 > 72	W16LS	3035	0,9					
AM 7500M, AM 7500E - 7,5 HP	70 > 73	W20M-US	6036	0,9	W20MR-U	6025			
AM 9000 - 9 HP	71 > 73	W20M-US	6036	0,6	W20MR-U	6025			
JET PAK	71 > 73			0,9	W16PR-U	3037			
<b>AILSACRAIG</b>									
AL-23 / O-11 / O-21 / O-22 / O-41 / O-411		M17	5002	0,6					
<b>AIRBOY</b>									
120		W16LS	3035	0,8					
B & S ENGINE 20 / 40 / 50 / 90		W20S-U	3075	0,8	W20SR-U	3076			
OMC 90				0,8	MA16PR-U	5008			
<b>ALSPORT</b>									
18MM HEADS		M24S	5004	0,5					
<b>APACHE</b>									
J5		W20M-US	6036	0,8	W20MR-U	6025			
J9		W14-U	6008	0,8					
<b>ARKOS</b>									
AQUASCOOTER		W20FS-U	3073	0,5	W20FSR-U	6053	IWF22	5379	
<b>ARROW</b>									
4				0,8	W16PR-U	3037			
4 / 5.5 / 7.5 PS				0,5	W16PR-U	3037			
5.5				0,8	W16PR-U	3037			
7.5				0,8	W16PR-U	3037			
<b>ATCO</b>									
2.25		W16FS-U	3034	0,5	W16FSR	3033			
5.5		M17	5002	0,5					
<b>BEAVER</b>									
5.5 HP				0,7	W16PR-U	3037			
7.5 HP				0,7	W16PR-U	3037			
9.0 HP				0,7	W16PR-U	3037			
<b>BERMUDA</b>									
14642		W16FS-U	3034	0,5	W16FSR	3033			
SKEEMAN / SPORTSMAN		M17	5002	0,5					
<b>BIANCHI</b>									
125CC		W20S-U	3075	0,5	W20SR-U	3076			
<b>BLUEJET</b>									
3.5 HP	61			0,8	W20SR-U	3076			
5.0 HP	63	W14M-U	6015	0,7	W14MR-U	6019			
<b>BOATIMPELLER</b>									
ALL MODELS		MW17	5088	0,5					
<b>BOMBARDIER</b>									
SPEEDSTER 20 MOT. 1503				0,7	XU24EPR-U	3180	IXU24	5309	
SPORTSTER 4-TEC MOT. 1503				0,7	XU24EPR-U	3180	IXU24	5309	
SPORTSTER LE-DI MOT. 947DI				1,1	KJ14CR-L11	3167	IK16	5303	
<b>BRIGGS &amp; STRATTON</b>									
5.0 HP4-CYCLE, OHV, AIR COOLED				0,8	K16PR-U	3191	IK16	5303	
<b>BRIT. SEAGULL</b>									
45, 55, 60, 75, 80, 90		MW17	5088	0,5					
125, 160, 170		W22ES-U	3093	0,8	W22ESR-U	3098			
CENTURY, /PLUS, FEATHERWEIGHT		MW17	5088	0,5					
FORTY PLUS (CD IGN. -'80)		MW17	5088	0,5					
FORTY PLUS (MAGNETO IGN. -'80)		MW17	5088	0,5					
MINOR BM		W20FS-U	3073	0,5	W20FSR-U	6053	IWF22	5379	
QB SERIES: CURLEW, OSPREY		W22ES-U	3093	0,8	W22ESR-U	3098			
QB SERIES: KINGFISHER		W22ES-U	3093	0,8	W22ESR-U	3098			
<b>BRITISH ANZANI</b>									
65		W20S-U	3075	0,7	W20SR-U	3076			
18180		W16LS	3035	0,7					
TRITON		W20ES-U	3051	0,6	W20ESR-U	3057			
<b>BRITISH SEAGULL</b>									
2FORTY FEATHERWEIGHT WITH CDI	81 >	M17	5002	0,8					
3FORTY PLUS WITH CDI	81 >	M17	5002	0,8					
4 1 CYL. 64CC CURLEW		W22ES-U	3093	0,8	W22ESR-U	3098			
5 1 CYL. 102CC OSPREY		W22ES-U	3093	0,8	W22ESR-U	3098			
5SEAGULL5, 5R		W22ES-U	3093	0,8	W22ESR-U	3098			
6 1 CYL. 102CC KINGFISHER		W22ES-U	3093	0,8	W22ESR-U	3098			
FORTY FEATHERWEIGHT	55 > 80	M17	5002	0,5					
FORTY MINUS	55 > 80	M17	5002	0,5					

		Standard				Alternative		
								
<b>BRITISH SEAGULL</b> <i>continued</i>								
FORTY MINUS WITH CDI	81 >	M17	5002	0,8				
FORTY PLUS	56 > 80	M17	5002	0,5				
SILVER CENTURY	66 > 80	M17	5002	0,5				
SILVER CENTURY PLUS	66 > 80	M17	5002	0,5				
SILVER CENTURY PLUS WITH CDI	81 >	M17	5002	0,8				
SILVER CENTURY WITH CDI	81 >	M17	5002	0,8				
<b>CAL-JET</b>								
ECONOJET, RAMJET		W20S-U	3075	0,8	W20SR-U	3076		
<b>CARNITI</b>								
3/ 5/ 9.5 PS		W20FS-U	3073	0,5	W20FSR-U	6053	IWF22	5379
25/ 40/ 50/ 70/ 85/ 100 PS		W20FS-U	3073	0,5	W20FSR-U	6053	IWF22	5379
45S / 65S / 80S		W27FS-U	4052	0,6	W27FSR	4054	IWF27	5381
<b>CHIEF</b>								
J-5		W20M-U	6022	0,8	W20MR-U	6025		
J9				0,6	W16PR-U	3037		
J-200 / J-300 / J-350 / J-400 / J-500 / J-700		W20M-US	6036	0,8	W20MR-U	6025		
K-150	76 > 80	W22M-U	6026	0,6				
K-150/200/300/400/990		W20M-U	6022	0,8	W20MR-U	6025		
K-201	76 > 80			0,6	W16PR-U	3037		
K-500 / K-700 / K-750	73	W20M-US	6036	0,8	W20MR-U	6025		
K-500 / K-700 / K-750	74 > 75			0,8	W16PR-U	3037		
K-505 / K-550	76 > 80			0,6	W16PR-U	3037		
K-751 / K-753 / K-900	76 > 80			0,6	W16PR-U	3037		
<b>CHRYSLER</b>								
3.5	76 >	W16LS	3035	0,7				
3.6	76 >	W16LS	3035	0,7				
4	76 >	W16FS-U	3034	0,7	W16FSR	3033		
4.0 HP	76 > 84			0,8	W20FSR-U	6053	IWF22	5379
4.9 HP	73 > 75			0,8	W16FSR	3033		
6	65 > 67	W16LS	3035	0,7				
35	68 >	W24S-U	4040	0,7				
35	68 >	W27FS-U10	6028	1,0	W27FSR-U10	6055	IWF27	5381
45	71 > 78	SF-50/SF-51	6001/ 6002					
50 HP	65 > 66			0,8	W20SR-U	3076		
50 HP	81 > 84			0,8	W20FSR-U	6053	IWF22	5379
55	69 > 81	SF-50/SF-51	6001/ 6002					
55	81 > 83	SF-50	6001					
55 HP	67 > 76	W20FS-U	3073	0,8	W20FSR-U	6053	IWF22	5379
55 HP	80 > 83	SF-50	6001	---				
60 HP	84 >	SF-50	6001	---				
60 HP	74 > 76			---				
60MAG I	74 >	SF-50	6001					
60MAG II	74 > 76	SF-50/SF-51	6001/ 6002					
65	77 > 78	SF-50/SF-51	6001/ 6002					
70ALL MODELS		SF-50	6001					
70 HP	79 > 80	SF-50	6001	---				
75 HP	74 > 84	SF-50	6001	---				
85 HP	77 > 84	SF-50	6001	---				
90 HP	74 > 84	SF-50	6001	---				
100 HP	79 > 84	SF-50	6001	---				
105	68 > 74	SF-50	6001					
105	77 > 78	SF-50	6001					
105	80 >	SF-50	6001					
115	78 >	SF-50	6001					
120	70 > 74	SF-50	6001					
120	75 > 76	SF-50/SF-51	6001/ 6002					
120	77 >	SF-50	6001					
120 HP	70 > 77	SF-50	6001	---				
125	81 > 85	SF-50	6001					
130	72 > 73	SF-50	6001					
135	74 >	SF-50	6001					
135	75 > 76	SF-50/SF-51	6001/ 6002					










# Spark Plugs

## Application Tables – Marine Outboard

		Standard				R		Alternative	
									
<b>CHRYSLER</b> <i>continued</i>									
135	77 >	SF-50	6001						
140ALL MODELS	72 >	SF-50	6001						
150ALL MODELS	72 >	SF-50	6001						
<b>CLINTON</b>									
2.0 HP - J-200		W14M-U	6015	0,8	W14MR-U	6019			
2.0 HP - K-200		W14M-U	6015	0,8	W14MR-U	6019			
2.0 HP - K-201	76 > 91			0,6	W20SR-U	3076			
3.0 HP - J-300		W14M-U	6015	0,8	W14MR-U	6019			
3.0 HP - K-300		W14M-U	6015	0,8	W14MR-U	6019			
3.5 HP - J-350		W14M-U	6015	0,8	W14MR-U	6019			
3.5 HP - K-350	76 > 87	W14M-U	6015	0,6	W14MR-U	6019			
4.0 HP - J-400		W14M-U	6015	0,8	W14MR-U	6019			
4.0 HP - K-400		W14M-U	6015	0,8	W14MR-U	6019			
5.0 HP - AJ-9		W14M-U	6015	0,8	W14MR-U	6019			
5.0 HP - BJ-9		W14M-U	6015	0,8	W14MR-U	6019			
5.0 HP - J-5		W14M-U	6015	0,8	W14MR-U	6019			
5.0 HP - J-9				0,8	W20SR-U	3076			
5.0 HP - J-500		W14M-U	6015	0,8	W14MR-U	6019			
5.0 HP - K-500	73 > 75	W14M-U	6015	0,8	W20PR-U	5046			
5.0 HP - K-505	76 > 91			0,6	W20PR-U	5046			
5.5 HP - K-550	76 > 91			0,6	W20PR-U	5046			
5.5K-555				0,6	W16PR-U	3037			
7.0 HP - J-700		W14M-U	6015	0,8	W14MR-U	6019			
7.0 HP - K-700	73 >	W14M-U	6015	0,8	W14MR-U	6019			
7.0 HP - K-700	74 > 75			0,8	W20PR-U	5046			
7.5 HP - K-750	73	W14M-U	6015	0,8	W14MR-U	6019			
7.5 HP - K-750	74 > 75			0,8	W20PR-U	5046			
7.5 HP - K-750	76 > 84			0,6	W20PR-U	5046			
7.5K-751	76 > 80			0,6	W16PR-U	3037			
7.5K-752				0,6	W16PR-U	3037			
7.5K-753				0,6	W16PR-U	3037			
9AJ-9 / BJ-9		W20M-US	6036	0,8	W20MR-U	6025			
9.0 HP - K-900	76 > 91			0,6	W20PR-U	5046			
9J5-1000 / J6-1000		W20M-US	6036	0,8	W20MR-U	6025			
9J-7 / J-8		W16LS	3035	0,8					
9J9-1000		W20M-US	6036	0,8	W20MR-U	6025			
9J-200 / J-300 / J-350 / J-400 / J-500 / J-700		W20M-US	6036	0,8	W20MR-U	6025			
9K-200 / K-300 / K-400 / K-500 / K-700		W20M-US	6036	0,8	W20MR-U	6025			
9K-990		W20M-US	6036	0,8	W20MR-U	6025			
9.9 HP - K-990		W14M-U	6015	0,8	W14MR-U	6019			
10 HP - W-100				0,6	W20FSR-U	6053	IWF22	5379	
14 HP - W-140				0,6	W20FSR-U	6053	IWF22	5379	
25 HP - W-250				0,6	W20FSR-U	6053	IWF22	5379	
<b>COAST TO COAST</b>									
4.6 HP	65 >			0,8	W20SR-U	3076			
<b>COLT</b>									
3.0 HP	63 >			0,8	W20SR-U	3076			
5.0 HP	63 >	W14M-U	6015	0,9	W14MR-U	6019			
<b>COMMODORE</b>									
18.0 HP				0,8	W20SR-U	3076			
40.0 HP				0,8	W20SR-U	3076			
<b>COVENTRY CLIMAX</b>									
FWA MK/ III / PPF		W24ES-U	4030	0,6	W24ESR-U	4033	IW24	5316	
FWM 750CC		W20ES-U	3051	0,6	W20ESR-U	3057			
<b>COVENTRY VICTOR</b>									
14MM HEADS(L=19.0MM THREAD)		W20ES-U	3051	0,6	W20ESR-U	3057			
18MM HEADS		M17	5002	0,5					
<b>CRUISE N' CARRY</b>									
1.5 HP	81 > 88	W14M-U	6015	0,7	W14MR-U	6019			
XENOA ENGINE 1.75 HP				0,8	W20SR-U	3076			
XENOA ENGINE 2.5 HP	84 > 88			0,8	W20SR-U	3076			
XENOA ENGINE 6.0 HP				0,7	W16FPR-U	4192	IWF16	5359	
<b>CUYUNA</b>									
40 HP				0,8	W24ESR	6068	IW24	5316	
<b>DELFINO</b>									
2.5		W14-U	6008	0,5					
3		W14-U	6008	0,5					








# Spark Plugs

## Application Tables – Marine Outboard










		Standard			R		Alternative	
								
<b>DM</b>								
DM 5 219CID		W16FS-U	3034	0,8	W16FSR	3033		
<b>DYNAFOIL</b>								
340 CC - XENOAH ENGINE				0,8	W20ESR-U	3057		
440 CC - XENOAHENGINE				0,8	W20ESR-U	3057		
<b>ELGIN</b>								
3.5 HP -6091		W14M-U	6015	0,8	W14MR-U	6019		
3.5 HP -6092		W14M-U	6015	0,8	W14MR-U	6019		
3.5 HP - 60900		W14M-U	6015	0,8	W14MR-U	6019		
9.0 HP -6066		W14M-U	6015	0,8	W14MR-U	6019		
9.0 HP -6067		W14M-U	6015	0,8	W14MR-U	6019		
12 HP -6012				1,0	W20SR-U	3076		
14 HP -6013				1,0	W20SR-U	3076		
14 HP -6014				1,0	W20SR-U	3076		
14 HP -6015				1,0	W20SR-U	3076		
14 HP -6069				1,0	W20SR-U	3076		
18 HP - 59661				1,0	W20SR-U	3076		
18 HP - 59671				1,0	W20SR-U	3076		
25 HP -6025				1,0	W20SR-U	3076		
25 HP -6028				1,0	W20SR-U	3076		
25 HP -6032				1,0	W20SR-U	3076		
27.7 HP -6033				1,0	W20SR-U	3076		
27.7 HP -6035				1,0	W20SR-U	3076		
28 HP -6034				1,0	W20SR-U	3076		
28 HP -6036				1,0	W20SR-U	3076		
28 HP -6037				1,0	W20SR-U	3076		
28 HP -6038				1,0	W20SR-U	3076		
28 HP -6070				1,0	W20SR-U	3076		
40 HP -6040				1,0	W20SR-U	3076		
40 HP -6043				1,0	W20SR-U	3076		
40 HP -6047				1,0	W20SR-U	3076		
40 HP - 59421				1,0	W20SR-U	3076		
40 HP - 59461				1,0	W20SR-U	3076		
40 HP - 59471				1,0	W20SR-U	3076		
40 HP - 594001				1,0	W20SR-U	3076		
40 HP - 594011				1,0	W20SR-U	3076		
40 HP - 594031				1,0	W20SR-U	3076		
43.7 HP -6052				1,0	W20SR-U	3076		
43.7 HP -6053				1,0	W20SR-U	3076		
45 HP -6054				1,0	W20SR-U	3076		
45 HP -6055				1,0	W20SR-U	3076		
45 HP -6056				1,0	W20SR-U	3076		
45 HP -6057				1,0	W20SR-U	3076		
45 HP -6062				1,0	W20SR-U	3076		
45 HP -6063				1,0	W20SR-U	3076		
60 HP -6060				1,0	W20SR-U	3076		
60 HP -6061				1,0	W20SR-U	3076		
60 HP -6062				1,0	W20SR-U	3076		
60 HP -6063				1,0	W20SR-U	3076		
75 HP -6064				1,0	W20SR-U	3076		
75 HP -6065				1,0	W20SR-U	3076		
75 HP -6074				1,0	W20SR-U	3076		
75 HP -6075				1,0	W20SR-U	3076		
75 HP -6076				1,0	W20SR-U	3076		
75 HP -6077				1,0	W20SR-U	3076		
75.2 HP -6072				1,0	W20SR-U	3076		
75.2 HP -6073				1,0	W20SR-U	3076		
<b>EMERALD BAY</b>								
50 HP - BANSHEE XS	96 >	W24ES-U	4030	0,9	W24ESR-U	4033	IW24	5316
80 HP - BANSHEE XS	96 >	W24ES-U	4030	0,9	W24ESR-U	4033	IW24	5316
<b>ESKA</b>								
1.2	77 > 78	W14-U	6008	0,6	W20SR-U	3076		
1.6 HP	87 >	W14M-U	6015	0,6	W14MR-U	6019		
2.5	77 > 78	W14-U	6008	0,6				
2.5	79 >	W20M-US	6036	0,6	W20MR-U	6025		
3	75 > 80			0,8	W16PR-U	3037		
3.5	70 > 74			0,9	W16PR-U	3037		
3.5	77 > 84			0,8	W16PR-U	3037		
4	77 > 78			0,8	W16PR-U	3037		

# Spark Plugs

## Application Tables – Marine Outboard











		Standard			Alternative		
							
<b>ESKA continued</b>							
4.5	75 > 76			0,8	W16PR-U	3037	
5	70 > 74			0,9	W16PR-U	3037	
5	77 > 86			0,8	W16PR-U	3037	
5.5	75 > 76			0,8	W16PR-U	3037	
6.0 HP	63 >			0,8	W20SR-U	3076	
7.0 HP	67 >			0,8	W20SR-U	3076	
7.0 HP	68 >			0,8	W20SR-U	3076	
7.0 HP	69 >			0,8	W20PR-U	5046	
7.5	73 > 86			0,8	W16PR-U	3037	
9.5	70 > 74			0,8	W16PR-U	3037	
9.9	75 > 86			0,8	W16PR-U	3037	
14	70 > 74			0,8	W16PR-U	3037	
15	75 > 86			0,8	W16PR-U	3037	
100	69 >	W20S-U	3075	0,8	W20SR-U	3076	
200	70 > 74			0,8	W16PR-U	3037	
300	71 >			0,8	W16PR-U	3037	
1707	70 > 74			0,8	W20PR-U	5046	
1747	70 > 74			0,8	W20PR-U	5046	
1777	70 > 74			0,8	W20PR-U	5046	
1790	70 > 74			0,8	W20PR-U	5046	
<b>EVINRUDE</b>							
1.0 HP - 1R	68 > 70	W20S-U	3075	0,8	W20SR-U	3076	
1.1 HP	46 > 47	W14L	6013	0,8			
1.2 HP - MAGNETO	86 > 90	W20S-U	3075	0,8	W20SR-U	3076	
1.5 HP	68 > 70	W20S-U	3075	0,8	W20SR-U	3076	
2	91 >	W20FP-U	3068	0,8	W20FPR-U	3070	IWF20 5378
2.0 HP - 1-CYL.	91 > 98			0,8	W20FPR-U	3070	IWF20 5378
2.0 HP - 2R	71 > 84	W20S-U	3075	0,8	W20SR-U	3076	
2.0 HP - AQUANAUT DIVING UNIT	66 > 70	W14M-U	6015	0,8	W14MR-U	6019	
2.0 HP- COMMERCIALMERCIAL	00 > 01			0,8	W22FSR	4024	IWF22 5379
2.0 HP- JR., COLT	71 > 90	W20S-U	3075	0,8	W20SR-U	3076	
2ULTRA /EXCEL 4	87 > 88	W27FS-U10	6028	1,0	W27FSR-U10	6055	IWF27 5381
2.3 1 CYL. 78CC	91 >	W20FP-U	3068	0,7	W20FPR-U	3070	IWF20 5378
2.3 HP	91 > 97			0,8	W20FPR-U	3070	IWF20 5378
2.3 HP	98 > 99			0,8	W22FSR	4024	IWF22 5379
2.5	87 > 88	W27FS-U10	6028	1,0	W27FSR-U10	6055	IWF27 5381
2.5 HP	87 > 88			0,8	W22FSR	4024	IWF22 5379
3	52 > 68	W20S-U	3075	0,7	W20SR-U	3076	
3.0 HP	52 > 68	W20S-U	3075	0,8	W20SR-U	3076	
3.0 HP - 2-CYL.	89 > 97			0,8	W20FSR-U	6053	IWF22 5379
3.0 HP - LIGHTWIN	52 > 74	W20S-U	3075	0,8	W20SR-U	3076	
3.3 1 CYL. 78CC	91 >	W20FP-U	3068	0,8	W20FPR-U	3070	IWF20 5378
3.3 HP	48 > 51	W20S-U	3075	0,8	W20SR-U	3076	
3.3 HP - 1-CYL.	91 > 03			0,8	W20FPR-U	3070	IWF20 5378
3.4 HP - YACHTWIN	64 > 74	W20S-U	3075	0,8	W20SR-U	3076	
3.6L	85 > 86			0,8	W22FSR	4024	IWF22 5379
4	75 > 77	W20S-U	3075	0,7	W20SR-U	3076	
4 CDI J4R / J4RDH / X4RL	88 >	W27FS-U10	6028	1,0	W27FSR-U10	6055	IWF27 5381
4.0 HP	77 > 87			0,8	W20FSR-U	6053	IWF22 5379
4.0 HP	81 > 84			0,8	W22FSR	4024	IWF22 5379
4.0 HP - 4R, 4W	69 > 76	W20S-U	3075	0,8	W20SR-U	3076	
4.0 HP- V4, V4A, V4M	58 > 67	W20S-U	3075	0,8	W20SR-U	3076	
4.0 HP- V4S, VX, VXH	58 > 67	W20S-U	3075	0,8	W20SR-U	3076	
4.0 HP - ULTRA, EXCEL	87 > 88			0,8	W22FSR	4024	IWF22 5379
4.0 HP - YACHTWIN	64 > 74	W20S-U	3075	0,8	W20SR-U	3076	
4.5	80 > 85	W27FS-U10	6028	1,0	W27FSR-U10	6055	IWF27 5381
4.5 HP	80 > 85			0,8	W20FSR-U	6053	IWF22 5379
5.0	65 > 68	W20S-U	3075	0,7	W20SR-U	3076	
5.0	83 > 90	W27FS-U10	6028	1,0	W27FSR-U10	6055	IWF27 5381
5.0	90 > 93			1,0	W22FSR	4024	IWF22 5379
5 128CC, 4-STROKE 5	97 >	X20FS-U	4078	0,6	X20FSR-U	4080	
5.2 HP - LIGHTWIN	52 > 74	W20S-U	3075	0,8	W20SR-U	3076	
5.5	56 > 74	W20S-U	3075	0,7	W20SR-U	3076	
5.5 HP	56 > 64	W20S-U	3075	0,8	W20SR-U	3076	
5.5 HP - FISHERMAN	56 > 74	W20S-U	3075	0,8	W20SR-U	3076	
6	65 > 76	W20S-U	3075	0,7	W20SR-U	3076	
6	77 >	W27FS-U10	6028	1,0	W27FSR-U10	6055	IWF27 5381
6	78 > 93	SF-50	6001				



		Standard				Alternative			
									
<b>EVINRUDE</b> <i>continued</i>									
6.0 HP	65 > 76	W20S-U	3075	0,8	W20SR-U	3076			
6.0 HP	75 > 76	W20S-U	3075	0,8	W20SR-U	3076			
6.0 HP - 2 STROKE	77 > 98			0,8	W20FSR-U	6053	IWF22	5379	
6.0 HP - 4 STROKE OHC 128CC	97 > 03	X20FS-U	4078	0,7	X20FSR-U	4080			
6.0 HP - 6R, 6RL	71 > 76	W20S-U	3075	0,8	W20SR-U	3076			
6.0 HP - FISHERMAN	56 > 74	W20S-U	3075	0,8	W20SR-U	3076			
6.5	84 >	W27FS-U10	6028	1,0	W27FSR-U10	6055	IWF27	5381	
6.5 HP - COMMERCIAL	81 > 93			0,8	W20FSR-U	6053	IWF22	5379	
7FLEETWIN	80 > 93	SF-50	6001						
7.5 HP	52 > 58	W20S-U	3075	0,8	W20SR-U	3076			
7.5 HP	77 > 97			0,8	W20FSR-U	6053	IWF22	5379	
7.57RST	80 >	W27FS-U10	6028	1,0	W27FSR-U10	6055	IWF27	5381	
8 2 CYL. 211CC, 4-STROKE 8	95 >	X20FS-U	4078	0,7	X20FSR-U	4080			
8.0 HP - 2 STROKE	77 > 98			0,8	W20FSR-U	6053	IWF22	5379	
8.0 HP - 4 STROKE OHC 211CC	96 > 03	X20FS-U	4078	0,8	X20FSR-U	4080			
8.0 HP - COMMERCIAL	77 > 98			0,8	W20FSR-U	6053	IWF22	5379	
8SAILMASTER		W27FS-U10	6028	1,0	W27FSR-U10	6055	IWF27	5381	
8YACHTWIN 8	84 > 85	W27FS-U10	6028	1,0	W27FSR-U10	6055	IWF27	5381	
9.0 HP- 9R, 9RL, 9EL	74 >			0,8	W22FSR	4024	IWF22	5379	
9.5 HP	52 > 73	W20S-U	3075	0,8	W20SR-U	3076			
9.5 HP - SPORTWIN	56 > 73	W20S-U	3075	0,8	W20SR-U	3076			
9.7 HP	42 > 49	MW17	5088	0,8					
9.9	77 >	W27FS-U10	6028	1,0	W27FSR-U10	6055	IWF27	5381	
9.9 2 CYL. 255CC, 4-STROKE 9.9	95 >			0,8	XU22EPR-U	3179	IXU22	5308	
9.9 2 CYL.305CC 9.9	03 >			0,9	XU20EPR-U	3178	IXU22	5308	
9.9 211CC, 4-STROKE 9.9 (L=12.7MM THREAD)	96 > 98			0,7	X20FSR-U	4080			
9.9 HP	74 > 76	W22FS-U	4025	0,8			IWF22	5379	
9.9 HP - 2 STROKE	77 > 01			0,8	W22FSR	4024	IWF22	5379	
9.9 HP- 4 STROKE 211CC	96 > 98	X20FS-U	4078	0,7	X20FSR-U	4080			
9.9 HP - 4 STROKE OHC 302CC	02 > 03			0,8	XU22EPR-U	3179	IXU22	5308	
9.9 HP - 4 STROKE OHC 305CC	95 > 03			0,8	XU22EPR-U	3179	IXU22	5308	
9.9SAILDRIVE	81 >	W27FS-U10	6028	1,0	W27FSR-U10	6055	IWF27	5381	
10	56 > 73	W20S-U	3075	0,7	W20SR-U	3076			
10 HP	52 > 63	W20S-U	3075	0,8	W20SR-U	3076			
10 HP - 10E, 10EL	75 > 76			0,8	W22FSR	4024	IWF22	5379	
10 HP - 10R, 10RL	75 > 76			0,8	W22FSR	4024	IWF22	5379	
10 HP - COMMERCIAL	92 > 93			0,8	W22FSR	4024	IWF22	5379	
10 HP - COMMERCIAL	94 > 03			0,8	W22FSR	4024	IWF22	5379	
10 HP - SPORTWIN	56 > 73	W20S-U	3075	0,8	W20SR-U	3076			
14 HP	50 > 72	W20S-U	3075	0,8	W20SR-U	3076			
14 HP	88 > 89			0,8	W22FSR	4024	IWF22	5379	
14 HP - COMMERCIAL	81 > 91			0,8	W22FSR	4024	IWF22	5379	
15	77 > 93	W27FS-U10	6028	1,0	W27FSR-U10	6055	IWF27	5381	
15 2 CYL. 305CC 15	95 >			0,8	XU22EPR-U	3179	IXU22	5308	
15E15XP / J15GT / COMMERCIAL.	88 >	W27FS-U10	6028	1,0	W27FSR-U10	6055	IWF27	5381	
15 HP	56 > 58	W20S-U	3075	0,8	W20SR-U	3076			
15 HP	74 > 76	W22FS-U	4025	0,8			IWF22	5379	
15 HP	77 > 92			0,8	W22FSR	4024	IWF22	5379	
15 HP - 2 STROKE	94 > 98			0,8	W22FSR	4024	IWF22	5379	
15 HP - 4 STROKE OHC 305CC	95 > 03			0,8	XU22EPR-U	3179	IXU22	5308	
15 HP - 15E, 15EL, 15R, 15RL	74 > 76			0,8	W22FSR	4024	IWF22	5379	
15 HP - COMMERCIAL	92 > 93			0,8	W22FSR	4024	IWF22	5379	
15 HP - COMMERCIAL	94 > 01			0,8	W22FSR	4024	IWF22	5379	
15 HP - KERO	95 > 98			0,8					
15SAILDRIVE	89 > 93	W22FP-U	4021	0,7	W22FPR-U	4022	IWF22	5379	
18FASTWIN	57 > 73	W20S-U	3075	0,7	W20SR-U	3076			
18 HP	50 > 72	W20S-U	3075	0,8	W20SR-U	3076			
18 HP	57 > 73	W20S-U	3075	0,8	W20SR-U	3076			
18 HP - FASTWIN	57 > 73	W24S-U	4040	0,8					
18 HP- JET 2-CYL.	95 > 98			0,8	W22FSR	4024	IWF22	5379	
20	66 > 73	W24S-U	4040	0,7					
20	81 >	W27FS-U10	6028	1,0	W27FSR-U10	6055	IWF27	5381	
20EVINRUDE 20	78 > 93	SF-50	6001						
25	75 > 76	W20S-U	3075	0,7	W20SR-U	3076			
25	77 >	W27FS-U10	6028	1,0	W27FSR-U10	6055	IWF27	5381	
25	78 > 93	W27FS-U	4052	0,7	W27FSR	4054	IWF27	5381	
25 HP	77 >			0,8	W22FSR	4024	IWF22	5379	
25 HP	52 > 55	W20S-U	3075	0,8	W20SR-U	3076			











# Spark Plugs

## Application Tables – Marine Outboard

		Standard				Alternative			
									
<b>EVINRUDE</b> <i>continued</i>									
25 HP	69 > 76	W20S-U	3075	0,8	W20SR-U	3076			
25 HP - 2 CYL.	77 > 98			0,8	W22FSR	4024	IWF22	5379	
25 HP - 4 STROKE	00 > 01			0,8	XU22EPR-U	3179	IXU22	5308	
25 HP - 20R, 25R	69 > 72	W20S-U	3075	0,8	W20SR-U	3076			
25 HP - 20RL, 25RL	71 > 72	W20S-U	3075	0,8	W20SR-U	3076			
25 HP - 25E, 25EL	72 > 76	W20S-U	3075	0,8	W20SR-U	3076			
25 HP - 25R, 25RL	73 > 76	W20S-U	3075	0,8	W20SR-U	3076			
25 HP - BIGWIN	51 > 70	W24S-U	4040	0,8					
25 HP - COMMERCIAL	81 > 98			---					
25 HP- COMMERCIALMERCIAL	99 > 01			---					
25 HP - E25DELSES	09 >			1,1					
25 HP - E25DPLSES	09 >			1,1					
25 HP - E25DRLSES	09 >			1,1					
25 HP - E25DRSES	09 >			1,1					
25 HP - E25DTELSSES	09 >			1,1					
25 HP - E25DTESES	09 >			1,1					
25 HP - E25DTLSES	09 >			1,1					
25 HP- EVINRUDE 25	78 > 93			0,8	W22FSR	4024	IWF22	5379	
25SPORTSTER	60 > 74	W24S-U	4040	0,7					
28	62 > 64	W24S-U	4040	0,7					
28	78 > 81	W27FS-U10	6028	1,0	W27FSR-U10	6055	IWF27	5381	
28 HP	62 > 64	W20S-U	3075	0,8	W20SR-U	3076			
28 HP	78 > 97			0,8	W22FSR	4024	IWF22	5379	
28 HP - 28 JET	92 > 03			0,8	W24FPR-U10	6058	IWF24	5380	
30	56 >	W20S-U	3075	0,7	W20SR-U	3076			
30	78 > 96	W27FS-U10	6028	1,0	W27FSR-U10	6055	IWF27	5381	
30 HP	56 > 71	W20S-U	3075	0,8	W20SR-U	3076			
30 HP	78 > 98			0,8	W22FSR	4024	IWF22	5379	
30 HP	00 > 03			0,8	XU22EPR-U	3179	IXU22	5308	
30 HP - BIGWIN	51 > 70	W24S-U	4040	0,8					
30 HP - E30DELSES	09 >			1,1					
30 HP - E30DPLSES	09 >			1,1					
30 HP - E30DRLSES	09 >			1,1					
30 HP - E30DRSES	09 >			1,1					
30 HP - E30DTELSSES	09 >			1,1					
30 HP - E30DTLSES	09 >			1,1					
33 HP	65 > 71	W20S-U	3075	0,8	W20SR-U	3076			
35	57 > 58	W20S-U	3075	0,7	W20SR-U	3076			
35	59 >	W24S-U	4040	0,7					
35	77 > 78	W27FS-U	4052	0,7	W27FSR	4054	IWF27	5381	
35	78 > 93	W27FS-U10	6028	1,0	W27FSR-U10	6055	IWF27	5381	
35 HP	76			0,8	W22FSR	4024	IWF22	5379	
35 HP	93 > 01			0,8	W24FPR-U10	6058	IWF24	5380	
35 HP- 2 CYL.	57 > 59	W20S-U	3075	0,8	W20SR-U	3076			
35 HP - 2 CYL.	95 > 01			0,8	W20FSR-U	6053	IWF22	5379	
35 HP- 4 STROKE	77 > 97			0,8	W22FSR	4024	IWF22	5379	
35 HP - BIGWIN	51 > 70	W24S-U	4040	0,8					
35JAVALIN / LARK	58 > 59	W24S-U	4040	0,7					
40	60 > 73	W24S-U	4040	0,7					
40 2 CYL.	80 > 88	W27FS-U	4052	0,7	W27FSR	4054	IWF27	5381	
40 815CC 40	98 >			0,8	XU22EPR-U	3179	IXU22	5308	
40 HP	56 > 71	W20S-U	3075	0,8	W20SR-U	3076			
40 HP	60 > 73	W20S-U	3075	0,8	W20SR-U	3076			
40 HP	65 > 71	W20S-U	3075	0,8	W20SR-U	3076			
40 HP	74 > 76	W22FS-U	4025	0,8			IWF22	5379	
40 HP	99 > 03			0,8	XU22EPR-U	3179	IXU22	5308	
40 HP - 3 CYL.	84 > 03	W20S-U	3075	---	W20SR-U	3076			
40 HP- 40E, 40EL, 40R, 40RL	74 >			0,8	W22FSR	4024	IWF22	5379	
40 HP - 40E, 40EL, 40R, 40RL	69 > 73	W24S-U	4040	0,8					
40 HP - 40E, 40EL, 40R, 40RL	75 > 76			0,8	W22FSR	4024	IWF22	5379	
40 HP - BIGWIN	51 > 70			0,8					
40 HP- COMMERCIAL 43 CID	81 > 90	W22FS-U	4025	0,8			IWF22	5379	
40 HP - E40DELSDA	06 >			0,8					
40 HP- E40DP	08 >			1,1					
40 HP - E40DPLSDA	06 >			0,8					
40 HP - E40DPLSEE	09 >			1,1					
40 HP - E40DPLSUM	07 >			0,8					
40 HP - E40DRLSCB	08 >			1,1					










# Spark Plugs








## Application Tables – Marine Outboard

		Standard			Alternative				
									
<b>EVINRUDE <i>continued</i></b>									
40 HP - E40DRLSDA	06 >			0,8					
40 HP - E40DRLSEE	09 >			1,1					
40 HP - E40DRLSUM	07 >			0,8					
40 HP - E40DSLSCS	08 >			1,1					
40 HP - E40DSLSEC	09 >			1,1					
40 HP - E40DTLSCS	08 >			1,1					
40 HP - E-TEC	04 > 05			0,8					
40 HP - E-TEC 40 INLINE 2	06 > 08			0,8					
44R / RD / RL ,4RDH / 4RHD / RHDL	77 > 80	W27FS-U10	6028	1,0	W27FSR-U10	6055	IWF27	5381	
45 2 CYL. COMMERCIALMERCIAL	86 > 93	SF-24	6038						
45 HP - COMMERCIAL	86 > 90	SF-51	6002	---					
48	80 > 88	SF-50	6001						
48 2 CYL.	93 >			0,9	W24FPR-U10	6058	IWF24	5380	
50	58 > 59	W24S-U	4040	0,7					
50 815CC 50	98 >			0,8	XU22EPR-U	3179	IXU22	5308	
50 HP	58 > 59	W20S-U	3075	0,8	W20SR-U	3076			
50 HP	71 > 75			0,8	W22FSR	4024	IWF22	5379	
50 HP	78 > 79	W22FS-U	4025	0,8			IWF22	5379	
50 HP - 2 CYL.	80 > 88	SF-50	6001	0,8					
50 HP - 2 CYL.	89 > 98			0,8	W24FPR-U10	6058	IWF24	5380	
50 HP - 3 CYL.	95 > 98			0,8	W24FPR-U10	6058	IWF24	5380	
50 HP- 4 STROKE DOHC 815CC	99 > 03			0,8	XU22EPR-U	3179	IXU22	5308	
50 HP - E50DPLSCB	08 >			1,1					
50 HP - E50DPLSDA	06 >			0,8					
50 HP - E50DPLSEE	09 >			1,1					
50 HP - E50DPLSUM	07 >			0,8					
50 HP - E50DSLSCS	08 >			1,1					
50 HP - E50DSLSEC	09 >			1,1					
50 HP - E50DTLSCS	08 >			1,1					
50 HP - E50DTLSEC	09 >			1,1					
50 HP - E-TEC	04 > 05			0,8					
50 HP - E-TEC 50 INLINE 2	06 > 08			0,8					
50LARK	71 > 75	W27FS-U10	6028	1,0	W27FSR-U10	6055	IWF27	5381	
55 HP - 2 CYL.	76 > 89	W22FS-U	4025	0,8			IWF22	5379	
55 HP - 3 CYL.	68 > 69			0,8	W22FSR	4024	IWF22	5379	
55 HP - COMMERCIAL	86 > 03			---					
55 HP - COMMERCIAL 2 CYL.	94 > 95			0,8	W24FPR-U10	6058	IWF24	5380	
55 HP - E55MJRLSCC	08 >			1,1					
55 HP - E55MJRLSER	09 >			1,1					
55 HP - E55MRLSCC	08 >			1,1					
55 HP - E55MRLSER	09 >			1,1					
55 HP - SURPER SIX-O	71 >	SF-50	6001	---					
60 2 CYL.	80 > 85	W27FS-U10	6028	1,0	W27FSR-U10	6055	IWF27	5381	
60 3 CYL.	75 > 93	W27FS-U	4052	0,7	W27FSR	4054	IWF27	5381	
60 3 CYL. SURF - SIX - O	70 > 71	SF-50	6001						
60 HP - 3 CYL. 49 CID	75 > 89			0,8	W22FSR	4024	IWF22	5379	
60 HP - 3 CYL. 56 CID	89 > 93			0,8	W22FSR	4024	IWF22	5379	
60 HP - 3 CYL. 56 CID	94 > 98			0,8	W24FPR-U10	6058	IWF24	5380	
60 HP- 4 STROKE OHC	02 > 03			0,9	W20EPR-U	3047	IW20	5306	
60 HP - E60DPLSCB	08 >			1,1					
60 HP - E60DPLSDA	06 >			0,8					
60 HP - E60DPLSEE	09 >			1,1					
60 HP - E60DPLSUM	07 >			0,8					
60 HP - E60DSLSCS	08 >			1,1					
60 HP - E60DSLSEC	09 >			1,1					
60 HP - E60DTLSCS	08 >			1,1					
60 HP - E60DTLSEC	09 >			1,1					
60 HP- E-TEC	05 >			0,8					
60 HP - E-TEC 60 INLINE 2	06 > 08			0,8					
60 HP - V4	64 > 67	W20S-U	3075	0,8	W20SR-U	3076			
60 HP - TRIUMPH 3 CYL.	70 > 71	SF-50	6001	---					
65	84 > 87	W27FS-U	4052	0,7	W27FSR	4054	IWF27	5381	
65 3 CYL. TRIUMPH	72 > 73	W27FS-U10	6028	1,0	W27FSR-U10	6055	IWF27	5381	
65 HP	98 > 01			---					
65 HP - COMMERCIAL 3 CYL.	94 > 95			0,8	W24FPR-U10	6058	IWF24	5380	
65 HP- COMMERCIAL HC LC	84 > 87			0,8	W22FSR	4024	IWF22	5379	
65 HP- COMMERCIAL HC LC	88 > 97			---					
65 HP- CV4 65 JET	92 > 97			0,8	W22FSR	4024	IWF22	5379	

# Spark Plugs

## Application Tables – Marine Outboard










		Standard				Alternative		
								
<b>EVINRUDE <i>continued</i></b>								
65 HP - E65WDRSCLS	08 >			1,1				
65 HP - E65WDRSSEC	09 >			1,1				
65 HP - E65WDRYSCLS	08 >			1,1				
65 HP - E65WDRYSSEC	09 >			1,1				
65 HP - V4 SPORTFOUR	68 >			0,8	W22FSR	4024	IWF22	5379
65V-4	68 >	SF-50	6001					
70 3 CYL.	75 > 93	W27FS-U	4052	0,7	W27FSR	4054	IWF27	5381
70 HP - 3 CYL. 49 CID	75 > 89			0,8	W22FSR	4024	IWF22	5379
70 HP - 3 CYL. 56 CID	89 > 93			0,8	W22FSR	4024	IWF22	5379
70 HP - 3 CYL. 56 CID	94 > 98			0,8	W24FPR-U10	6058	IWF24	5380
70 HP- 4 STROKE OHC 1298CC	98 > 03			0,9	W20EPR-U	3047	IW20	5306
75 1.7V-4 DIRECT INJECTION 75 (FICHT RAM INJ.)	99 >			0,8	PKJ16CR8	3175	IK16	5303
75 3 CYL.	75 > 93	W27FS-U10	6028	1,0	W27FSR-U10	6055	IWF27	5381
75 HP	75 > 88	W22FS-U10	0	0,8			IWF22	5379
75 HP	75 > 88	W22FS-U10	0	0,8			IWF22	5379
75 HP	01 > 05			0,8	K20TXR	5063	IK20	5304
75 HP - E75DPLSCB	08 >			1,1				
75 HP - E75DPLSDA	06 >			0,8				
75 HP - E75DPLSEE	09 >			1,1				
75 HP - E75DPLSUM	07 >			0,8				
75 HP - E75DSLSCS	08 >			1,1				
75 HP - E75DSLSEC	09 >			1,1				
75 HP- E-TEC	06 >			0,8				
75 HP - E-TEC	04 > 05			0,8				
75V-4	60 > 65	W24S-U	4040	0,7				
80	66 > 67	W24S-U	4040	0,7				
80 HP	66 > 67	W20S-U	3075	0,8	W20SR-U	3076		
80 HP- JET CV4	79 > 98			0,8	W22FSR	4024	IWF22	5379
80 HP - STARFIRE	66 > 67	W24S-U	4040	0,8				
85	73 > 80	W27FS-U10	6028	1,0	W27FSR-U10	6055	IWF27	5381
85 HP	68 > 80	W22FS-U	4025	0,8			IWF22	5379
85 HP	86 > 93			0,8	W22FSR	4024	IWF22	5379
85 HP - V4 BACKTROLLER	94 > 95			0,8	W22FSR	4024	IWF22	5379
85STARFIRE	68 > 72	SF-50	6001					
88	81 > 93	W27FS-U	4052	0,7	W27FSR	4054	IWF27	5381
88BA / 8R / RL / RSL	83 >	W27FS-U10	6028	1,0	W27FSR-U10	6055	IWF27	5381
88 HP- SPL CV4	79 > 97			0,8	W22FSR	4024	IWF22	5379
90	64 > 65	W24S-U	4040	0,7				
90	81 > 93	W27FS-U	4052	0,7	W27FSR	4054	IWF27	5381
90 1.7V-4 DIRECT INJECTION 90 (FICHT RAM INJ.)	99 >			0,8	PKJ16CR8	3175	IK16	5303
90 HP	64 > 65	W20S-U	3075	0,8	W20SR-U	3076		
90 HP	01 > 05			0,8	K20TXR	5063	IK20	5304
90 HP - CV4	79 > 98			0,8	W22FSR	4024	IWF22	5379
90 HP - E90DPLSCB	08 >			1,1				
90 HP - E90DPLSDA	06 >			0,8				
90 HP - E90DPLSEE	09 >			1,1				
90 HP - E90DPLSUM	07 >			0,8				
90 HP - E90DPXSCB	08 >			1,1				
90 HP - E90DPXSDA	06 >			0,8				
90 HP - E90DPXSEE	09 >			1,1				
90 HP - E90DPXSUM	07 >			0,8				
90 HP - E90DSLSCM	08 >			1,1				
90 HP - E90DSLSDR	06 >			0,8				
90 HP - E90DSLSEB	09 >			1,1				
90 HP - E90DSLSUM	07 >			0,8				
90 HP - E90WDELSCLS	08 >			1,1				
90 HP - E90WDELSEC	09 >			1,1				
90 HP - E90WDEXSCS	08 >			1,1				
90 HP - E90WDEXSEC	09 >			1,1				
90 HP - E-TEC	04 > 05			0,8				
90 HP - E-TEC 1.3L I3	06 > 08			0,8				
90 HP - LV4	95 > 98			0,8	W24FPR-U10	6058	IWF24	5380
90 HP - LV4 F.F.I.	98 > 00			0,8				
90 HP - TURBOJET CV4	94 > 97			0,8	W22FSR	4024	IWF22	5379
100	66 >	W24S-U	4040	0,7				
100	67 > 68	W27FS-U	4052	0,7	W27FSR	4054	IWF27	5381
100COMMERCIALMMERCIAL /W.M.	84 > 93	SF-50	6001					
100 HP	66	W20S-U	3075	0,8	W20SR-U	3076		

		Standard		R		Alternative		
								
<b>EVINRUDE</b> <i>continued</i>								
100 HP	99 > 01			0,8	W22FSR	4024	IWF22	5379
100 HP	04 > 05			0,8	K20TXR	5063	IK20	5304
100 HP- 4 CYL DI	04 > 05			0,8				
100STARFIRE	67 > 72	W27FS-U10	6028	1,0	W27FSR-U10	6055	IWF27	5381
100V-4	79 >	W27FS-U10	6028	1,0	W27FSR-U10	6055	IWF27	5381
105 HP - 105 JET LV6	93 > 03			0,8	W24FPR-U10	6058	IWF24	5380
105 HP- COMMERCIAL LV4	97 > 03			0,8	W24FPR-U10	6058	IWF24	5380
110 HP - CV4	79 > 97			0,8	W22FSR	4024	IWF22	5379
112 HP - CV4	79 > 97			0,8	W22FSR	4024	IWF22	5379
115	69 > 70	SF-50	6001					
115	75 > 81	W27FS-U10	6028	1,0	W27FSR-U10	6055	IWF27	5381
115 1.7V-4 DIRECT INJECTION 115LV4 (FICHT RAM INJ.)	98 >			0,8	PKJ16CR8	3175	IK16	5303
115 HP	85 >			---				
115 HP	69 > 70	W22FS-U	4025	0,8			IWF22	5379
115 HP	73 > 79			0,8	W22FSR	4024	IWF22	5379
115 HP	86 > 93			0,8	W22FSR	4024	IWF22	5379
115 HP	04 > 05			0,8	K20TXR	5063	IK20	5304
115 HP - COMMERCIAL	75 > 84			0,8	W22FSR	4024	IWF22	5379
115 HP - CV4	79 > 98			0,8	W22FSR	4024	IWF22	5379
115 HP - E115DBXSCR	08 >			1,1				
115 HP - E115DBXSEF	08 >			1,1				
115 HP - E115DBXSUC	07 >			0,8				
115 HP - E115DCXSCS	08 >			1,1				
115 HP - E115DCXSEF	09 >			1,1				
115 HP - E115DHLSSES	09 >			1,1				
115 HP - E115DHXSSES	09 >			1,1				
115 HP - E115DPLSCR	08 >			1,1				
115 HP - E115DPLSEF	09 >			1,1				
115 HP - E115DPLSUC	07 >			0,8				
115 HP - E115DPXSCR	08 >			1,1				
115 HP - E115DPXSEF	09 >			1,1				
115 HP - E115DPXSUC	07 >			0,8				
115 HP - E115DSLSCR	08 >			1,1				
115 HP - E115DSLSEF	09 >			1,1				
115 HP - E115DLSUC	07 >			0,8				
115 HP - E115HLSSES	09 >			1,1				
115 HP - E-TEC 1.7L V4	07 > 08			0,8				
115 HP - INTRUDER LV4	95 > 98			0,8	W24FPR-U10	6058	IWF24	5380
115 HP - LV4 F.F.I.	98 > 03			0,8				
115 HP - TURBOJET CV4	94 > 98			0,8	W22FSR	4024	IWF22	5379
115 HP - X-115	67 > 68	SF-50	6001	---				
115STARFIRE	73 > 84	W27FS-U10	6028	1,0	W27FSR-U10	6055	IWF27	5381
120	85 > 93	W27FS-U10	6028	1,0	W27FSR-U10	6055	IWF27	5381
120 HP- LV 4	85 > 03			0,8	W24FPR-U10	6058	IWF24	5380
125 HP	71 > 72	W22FS-U	4025	0,8			IWF22	5379
130 HP - E130DCXSES	09 >			1,1				
130 HP - E130DPLSES	09 >			1,1				
130 HP - E130DPXSES	09 >			1,1				
130 HP - E130DSLSES	09 >			1,1				
130 HP - LV4	85 > 03			0,8	W24FPR-U10	6058	IWF24	5380
135 2.6V-6 (60°) DIRECT INJECTION 135 (FICHT RAM INJ.)	99 >			0,8	PKJ16CR8	3175	IK16	5303
135 HP	73 > 84			---				
135SILVER STARFLITE	74 > 75	SF-50/SF-51	6001/ 6002					
135STARFLITE S	73 > 74	SF-50/SF-51	6001/ 6002					
135STRANGLER	74 > 75	SF-50/SF-51	6001/ 6002					
135V-4	75 > 76	SF-50/SF-51	6001/ 6002					
140 HP -140	73 > 84			---				
140V-4	77 > 81	SF-50/SF-51	6001/ 6002					
140V-4	85 >	W27FS-U10	6028	1,0	W27FSR-U10	6055	IWF27	5381
150 2.6V-6 (60°) DIRECT INJECTION 150 (FICHT RAM INJ.)	99 >			0,8	PKJ16CR8	3175	IK16	5303
150 HP- COMMERCIAL L	93 > 98			0,8	W24FPR-U10	6058	IWF24	5380
150 HP - E150DBXSCF	08 >			1,1				
150 HP - E150DBXSCR	08 >			1,1				










# Spark Plugs

## Application Tables – Marine Outboard

		Standard				Alternative		
								
<b>EVINRUDE <i>continued</i></b>								
150 HP - E150DBXSEA	09 >			1,1				
150 HP - E150DBXSUF	07 >			0,8				
150 HP - E150DCXSUF	08 >			1,1				
150 HP - E150DCXSUR	08 >			1,1				
150 HP - E150DCXSEA	09 >			1,1				
150 HP - E150DCXSUC	07 >			0,8				
150 HP - E150DCXSUF	07 >			0,8				
150 HP - E150DHLSCF	08 >			1,1				
150 HP - E150DHLSCR	08 >			1,1				
150 HP - E150DHLSEA	09 >			1,1				
150 HP - E150DHLSEC	09 >			1,1				
150 HP - E150DHLSEC	07 >			0,8				
150 HP - E150DHLSEC	07 >			0,8				
150 HP - E150DPLSCR	08 >			1,1				
150 HP - E150DPLSEA	09 >			1,1				
150 HP - E150DPLSUC	07 >			0,8				
150 HP - E150DPLSUF	07 >			0,8				
150 HP - E150DPXSCF	08 >			1,1				
150 HP - E150DPXSCR	08 >			1,1				
150 HP - E150DPXSEA	09 >			1,1				
150 HP - E150DPXSUC	07 >			0,8				
150 HP - E150DPXSUF	07 >			0,8				
150 HP - E150DSLSCR	08 >			1,1				
150 HP - E150DSLSEA	09 >			1,1				
150 HP - E150DSLSEC	07 >			0,8				
150 HP - E150HGLSES	09 >			1,1				
150 HP - E150HGXSES	09 >			1,1				
150 HP - E150HLSLSCF	08 >			1,1				
150 HP - E150HLSLSCS	08 >			1,1				
150 HP - E150HLSLSEC	09 >			1,1				
150 HP - E-TEC 150 HO V6	07 > 08			0,8				
150 HP - E-TEC 150 I V6	07 > 08			0,8				
150 HP - INTRUDER L	91 > 98			0,8	W24FPR-U10	6058	IWF24	5380
150 HP - LV6 F.F.I.	97 > 03			0,8				
150V-6	78 > 81	SF-50/SF-51	6001/ 6002					
150V-6	81 >	W27FS-U10	6028	1,0	W27FSR-U10	6055	IWF27	5381
155V-6		SF-50/SF-51	6001/ 6002					
175 2.6V-6 (60°) DIRECT INJECTION 175 (FICHT RAM INJ.)	99 >			0,8	PKJ16CR8	3175	IK16	5303
175 HP	77 > 87			---				
175 HP - CV6	88 > 91			0,8	W22FSR	4024	IWF22	5379
175 HP - E175DCXSUF	08 >			1,1				
175 HP - E175DCXSUR	08 >			1,1				
175 HP - E175DCXSEA	09 >			1,1				
175 HP - E175DCXSUF	07 >			0,8				
175 HP - E175DMXSUF	08 >			1,1				
175 HP - E175DPLSCR	08 >			1,1				
175 HP - E175DPLSEA	09 >			1,1				
175 HP - E175DPLSUF	07 >			0,8				
175 HP - E175DPXSCF	08 >			1,1				
175 HP - E175DPXSCR	08 >			1,1				
175 HP - E175DPXSEA	09 >			1,1				
175 HP - E175DSLSCR	08 >			1,1				
175 HP - E175DSLSEA	09 >			1,1				
175 HP - E-TEC 175 I V6	07 > 08			0,8				
175 HP - INTRUDER LV6	91 > 98			0,8	W24FPR-U10	6058	IWF24	5380
175 HP - LV6 F.F.I.	98 > 03			0,8				
175V-6	77 > 81	SF-50/SF-51	6001/ 6002					
175V-6	81 >	W27FS-U10	6028	1,0	W27FSR-U10	6055	IWF27	5381
185	90 > 93	W27FS-U	4052	0,7	W27FSR	4054	IWF27	5381
185COMMERCIALMMERIAL	84 > 87	SF-50/SF-51	6001/ 6002					
185 HP	77 > 87	SF-24	6038	---				
200 3.3V-6 (90°) DIRECT INJECTION 200 (FICHT RAM INJ.)	01 >			0,8	PKJ16CR8	3175	IK16	5303
200 HP	04 >			0,8				
200 HP	76 > 83			---				
200 HP - COMMERCIAL	92 >			---				










# Spark Plugs









## Application Tables – Marine Outboard

		Standard			Alternative			
								
<b>EVINRUDE <i>continued</i></b>								
200 HP - COMMERCIAL	93 > 98			0,8	W24FPR-U10	6058	IWF24	5380
200 HP - DCXSOC	05 >			0,8				
200 HP - DHLSDF	06 >			0,8				
200 HP - DHLSOC	05 >			0,8				
200 HP - DHL SOG	05 >			0,8				
200 HP - DHXSDS	06 >			0,8				
200 HP - DPLSOC	05 >			0,8				
200 HP - DPXSOC	05 >			0,8				
200 HP - DSLSOC	05 >			0,8				
200 HP - E200DCXSCA	08 >			1,1				
200 HP - E200DCXSCF	08 >			1,1				
200 HP - E200DCXSEM	09 >			1,1				
200 HP - E200DCXSOC	05 >			0,8				
200 HP - E200DCXSUF	07 >			0,8				
200 HP - E200DCXSUR	07 >			0,8				
200 HP - E200DHLSCF	08 >			1,1				
200 HP - E200DHLSCG	08 >			1,1				
200 HP - E200DHLSCM	08 >			1,1				
200 HP - E200DHLSDF	06 >			0,8				
200 HP - E200DHLSOC	05 >			0,8				
200 HP - E200DHL SUA	07 >			0,8				
200 HP - E200DHL SUG	07 >			0,8				
200 HP - E200DHXSCF	08 >			1,1				
200 HP - E200DHXSCG	08 >			1,1				
200 HP - E200DHXSCR	08 >			1,1				
200 HP - E200DHXSDS	06 >			0,8				
200 HP - E200DHXSUC	07 >			0,8				
200 HP - E200DPLSCA	08 >			1,1				
200 HP - E200DPLSEM	09 >			1,1				
200 HP - E200DPLSUF	07 >			0,8				
200 HP - E200DPLSUR	07 >			0,8				
200 HP - E200DPXSOC	08 >			1,1				
200 HP - E200DPXSEM	09 >			1,1				
200 HP - E200DPXSOC	05 >			0,8				
200 HP - E200DPXSUF	07 >			0,8				
200 HP - E200DPXSUR	07 >			0,8				
200 HP - E200DSLSCA	08 >			1,1				
200 HP - E200DSLSEM	09 >			1,1				
200 HP - E200DSL SOC	05 >			0,8				
200 HP - E200DSL SUF	07 >			0,8				
200 HP - E200DSL SUR	07 >			0,8				
200 HP - E200HCXSCF	08 >			1,1				
200 HP - E200HCXSCG	08 >			1,1				
200 HP - E200HCXSCR	08 >			1,1				
200 HP - E200HCXSDS	06 >			0,8				
200 HP - E200HCXSUC	07 >			0,8				
200 HP - E200HSLSCF	08 >			1,1				
200 HP - E200HSLSCG	08 >			1,1				
200 HP - E200HSLSCR	08 >			1,1				
200 HP - E200HSLSDS	06 >			0,8				
200 HP - E200HLSUC	07 >			0,8				
200 HP - E200HVLSCF	08 >			1,1				
200 HP - E200HVLSCG	08 >			1,1				
200 HP - E200HVLSCS	08 >			1,1				
200 HP - E-TEC 200 HO V6	07 > 08			0,8				
200 HP - E-TEC 200 I V6	07 > 08			0,8				
200 HP - F MODELS	05 >			0,8				
200 HP - HCXSDS	06 >			0,8				
200 HP - HSLSDS	06 >			0,8				
200 HP - V6	86 > 93			0,8	W22FSR	4024	IWF22	5379
200 HP - LV6 F.F.I.	99 > 04			0,8				
200 HP - VINDICATOR L	94 > 98			0,8	W24FPR-U10	6058	IWF24	5380
200V-6	76 > 81	SF-50/SF-51	6001/ 6002					
200V-6	81 > 86	SF-50/SF-51	6001/ 6002					
200V-6	86 > 89	W27FS-U10	6028	1,0	W27FSR-U10	6055	IWF27	5381
225 3.3V-6 (90°) DIRECT INJECTION 225 (FICHT RAM INJ.)	01 >			0,8	PKJ16CR8	3175	IK16	5303

# Spark Plugs

## Application Tables – Marine Outboard

		Standard				Alternative		
								
<b>EVINRUDE</b> <i>continued</i>								
225 HP	04 >			0,8				
225 HP	86 > 93			0,8	W22FSR	4024	IWF22	5379
225 HP - DCXSDR	06 >			0,8				
225 HP - DCXSOC	05 >			0,8				
225 HP - DCZSDR	06 >			0,8				
225 HP - DCZSOC	05 >			0,8				
225 HP - DHLSDF	06 >			0,8				
225 HP - DHLSOC	05 >			0,8				
225 HP - DHLSOF	05 >			0,8				
225 HP - DHLSOG	05 >			0,8				
225 HP - DHXSOC	05 >			0,8				
225 HP - DHXSOG	05 >			0,8				
225 HP - DPLSDR	06 >			0,8				
225 HP - DPLSOC	05 >			0,8				
225 HP - DPXSDR	06 >			0,8				
225 HP - DPXSOC	05 >			0,8				
225 HP - DPZSDR	05 >			0,8				
225 HP - DPZSOC	05 >			0,8				
225 HP - E225DCXSCF	08 >			1,1				
225 HP - E225DCXSCG	08 >			1,1				
225 HP - E225DCXSOC	08 >			1,1				
225 HP - E225DCXSUA	07 >			1,1				
225 HP - E225DCZSCF	08 >			1,1				
225 HP - E225DCZSCG	08 >			1,1				
225 HP - E225DCZSCM	08 >			1,1				
225 HP - E225DCZSUA	07 >			1,1				
225 HP - E225DCZSUG	07 >			1,1				
225 HP - E225DHLSCF	08 >			1,1				
225 HP - E225DHLSCG	08 >			1,1				
225 HP - E225DHLSCM	08 >			1,1				
225 HP - E225DHLSUA	07 >			1,1				
225 HP - E225DHLSUG	07 >			1,1				
225 HP - E225DHXSUA	08 >			1,1				
225 HP - E225DHXSUG	08 >			1,1				
225 HP - E225DHXSUR	07 >			1,1				
225 HP - E225DPLSCF	08 >			1,1				
225 HP - E225DPLSCG	08 >			1,1				
225 HP - E225DPLSCM	08 >			1,1				
225 HP - E225DPLSUA	07 >			1,1				
225 HP - E225DPLSUG	07 >			1,1				
225 HP - E225DPXSCF	08 >			1,1				
225 HP - E225DPXSCG	08 >			1,1				
225 HP - E225DPXSCM	08 >			1,1				
225 HP - E225DPXSUA	07 >			1,1				
225 HP - E225DPXSUG	07 >			1,1				
225 HP - E225DPZSCF	08 >			1,1				
225 HP - E225DPZSCG	08 >			1,1				
225 HP - E225DPZSCM	08 >			1,1				
225 HP - E225HSLSCF	08 >			1,1				
225 HP - E225HSLSCG	08 >			1,1				
225 HP - E-TEC 225 HO V6	07 > 08			0,8				
225 HP - E-TEC 225 I V6	07 > 08			0,8				
225 HP - F MODELS	05 >			0,8				
225 HP - LV6 F.F.I.	99 > 04			0,8				
225 HP- VINDICATOR	94 > 98			0,8	W24FPR-U10	6058	IWF24	5380
225V-6	84 >	W27FS-U10	6028	1,0	W27FSR-U10	6055	IWF27	5381
235	78 > 85	SF-50/SF-51	6001/ 6002					
235 HP	78 > 85			---				
250 3.3V-6 (90°) DIRECT INJECTION 250 (FICHT RAM INJ.)	01 >			0,8	PKJ16CR8	3175	IK16	5303
250 HP - DCXSDR	05 >			0,8				
250 HP - DCXSOC	05 >			0,8				
250 HP - DCZSDR	06 >			0,8				
250 HP - DCZSOC	05 >			0,8				
250 HP - DPLSDR	06 >			0,8				
250 HP - DPLSOC	05 >			0,8				











		Standard			Alternative			
								
<b>EVINRUDE <i>continued</i></b>								
250 HP - DPXSDR	06 >			0,8				
250 HP - DPXSOC	05 >			0,8				
250 HP - DPZSDR	06 >			0,8				
250 HP - DPZSOC	05 >			0,8				
250 HP - E250DCXSCF	08 >			1,1				
250 HP - E250DCXSCG	08 >			1,1				
250 HP - E250DCXSCM	08 >			1,1				
250 HP - E250DCXSUA	07 >			1,1				
250 HP - E250DCXSUG	07 >			1,1				
250 HP - E250DCZSCF	08 >			1,1				
250 HP - E250DCZSCG	08 >			1,1				
250 HP - E250DCZSCM	08 >			1,1				
250 HP - E250DCZSUA	07 >			1,1				
250 HP - E250DPLSCF	08 >			1,1				
250 HP - E250DPLSCG	08 >			1,1				
250 HP - E250DPLSCM	08 >			1,1				
250 HP - E250DPLSUA	07 >			1,1				
250 HP - E250DPXSCF	08 >			1,1				
250 HP - E250DPXSCG	08 >			1,1				
250 HP - E250DPXSCM	08 >			1,1				
250 HP - E250DPXSUA	07 >			1,1				
250 HP - E250DPXSUG	07 >			1,1				
250 HP - E250DPZSCF	08 >			1,1				
250 HP - E250DPZSCG	08 >			1,1				
250 HP - E250DPZSCM	08 >			1,1				
250 HP - E250DPZSUA	07 >			1,1				
250 HP - E250DPZSUG	07 >			1,1				
250 HP - E-TEC 250 I V6 (NOT 250 H.O. ENGINE)	07 > 08			0,8				
250 HP - F MODELS V8	05 >			0,8				
250 HP - V8	85 > 98			0,8	W24FPR-U10	6058	IWF24	5380
250 HP - V8	03 > 04			0,8				
275 HP	85 > 88			0,8	W24FPR-U10	6058	IWF24	5380
275V-6		W27FS-U10	6028	1,0	W27FSR-U10	6055	IWF27	5381
300 HP - V8	85 > 97			0,8	W24FPR-U10	6058	IWF24	5380
1010BA / 10SEL / 10EL	84 >	W27FS-U10	6028	1,0	W27FSR-U10	6055	IWF27	5381
1010KC / KCL	87 >	SF-50/SF-51	6001/ 6002					
1010RS / RSE / RSL	83 >	SF-51	6002					
1414RS / RSL / RSV	83 >	SF-51	6002					
3003.6L		W27FS-U10	6028	1,0	W27FSR-U10	6055	IWF27	5381
7070	98 >			0,8	W20EPR-U	3047	IW20	5306
9060° (LV)	95 >			0,8	W22FPR-U	4022	IWF22	5379
11560° (LV)	95 >			0,8	W22FPR-U	4022	IWF22	5379
125125RWL / WTPL	87 >	W27FS-U10	6028	1,0	W27FSR-U10	6055	IWF27	5381
2.. / JR. COLT	71 > 90	W20S-U	3075	0,7	W20SR-U	3076		
AIR BOUY DIVING UNIT		W14M-U	6015	0,6	W14MR-U	6019		
CD, JH	54 > 68	W20S-U	3075	0,8	W20SR-U	3076		
FD, FDE	56 > 68	W20S-U	3075	0,8	W20SR-U	3076		
JHF, JWF	67 > 68	W20S-U	3075	0,8	W20SR-U	3076		
JW	52 > 68	W20S-U	3075	0,8	W20SR-U	3076		
LD	65 > 68	W20S-U	3075	0,8	W20SR-U	3076		
MAGNETO	77 > 80	W27FS-U10	6028	1,0	W27FSR-U10	6055	IWF27	5381
MAGNETO	81 > 85	W16FS-U	3034	0,8	W16FSR	3033		
MAGNETO	87 >	W16FS-U	3034	0,8	W16FSR	3033		
MQ	64 > 68	W20S-U	3075	0,8	W20SR-U	3076		
Ø18MM	39 > 50	MW17	5088	0,8				
RD, RDE, RDDS, RJE, RK	51 > 68	W20S-U	3075	0,8	W20SR-U	3076		
RX	62 > 68	W20S-U	3075	0,8	W20SR-U	3076		
RXE	65 > 68	W20S-U	3075	0,8	W20SR-U	3076		
SC	68 >	W20S-U	3075	0,8	W20SR-U	3076		
TN, AD, QD, V4H, V4ML	52 > 66	W20S-U	3075	0,8	W20SR-U	3076		
<b>EXPLORER</b>								
3.5 HP	81 > 84			0,8	W20PR-U	5046		
5.0 HP	81 > 84			0,8	W20PR-U	5046		
7.5 HP	81 > 84			0,8	W20PR-U	5046		
9.9 HP	81 > 84			0,8	W20PR-U	5046		
15 HP	81 > 84			0,8	W20PR-U	5046		

# Spark Plugs

## Application Tables — Marine Outboard




					Standard		R		Alternative
<b>FEDERAL</b>									
3.5 HP	71 > 74				0,7	W16PR-U	3037		
5.0 HP	71 > 74				0,7	W16PR-U	3037		
7.0 HP	71 > 74				0,7	W16PR-U	3037		
<b>FIAT NAUTICA</b>									
3.5 HP					0,9	W20FSR-U	6053	IWF22	5379
6.0 HP					0,9	W20FSR-U	6053	IWF22	5379
8.0 HP					0,9	W20FSR-U	6053	IWF22	5379
12.0 HP					0,9	W20FSR-U	6053	IWF22	5379
14.0 HP					0,9	W20FSR-U	6053	IWF22	5379
24.0 HP					0,9	W20FSR-U	6053	IWF22	5379
<b>FIRESTONE</b>									
FEATHERWEIGHT 5	66 >				0,8	W20SR-U	3076		
<b>FISHER PIERCE</b>									
BEARCAT 55					0,8	W20SR-U	3076		
BEARCAT 85					0,8	W24ESR	6068	IW24	5316
<b>FLAMBEAU</b>									
2.5SINGLE		W14-U	6008	0,6					
5DUAL		W14-U	6008	0,6					
<b>FLYING-O</b>									
3.5 HP	68 > 69				0,8	W20SR-U	3076		
5.0 HP	68 > 69				0,8	W20SR-U	3076		
5.0 HP	70 > 74				0,7	W16PR-U	3037		
5.5 HP	75 >				0,7	W16PR-U	3037		
7.0 HP	68 > 69				0,8	W20SR-U	3076		
7.0 HP	70 > 72				0,7	W16PR-U	3037		
7.5 HP	73 >				0,7	W16PR-U	3037		
9.9 HP	73 > 74				0,7	W16PR-U	3037		
15.0 HP	73 > 74				0,7	W16PR-U	3037		
<b>FORCE (U.S. MARINE)</b>									
3.0 HP	90 > 94	W20FP-U10	6037	1,0	W20FPR-U10	3268	IWF20	5378	
5	88 > 96	W20FP-U	3068	0,8	W20FPR-U	3070	IWF20	5378	
15	90 > 96	W22FP-U	4021	0,8	W22FPR-U	4022	IWF22	5379	
33 M		W20FP-U10	6037	1,0	W20FPR-U10	3268	IWF20	5378	
40	92 > 96	SF-50	6001						
50 CDI IGN.	89 > 91	SF-50/SF-51	6001/ 6002						
50 CDI IGN.	92 > 93	SF-50	6001						
50 HP	84 > 87	W22FS-U	4025	0,8			IWF22	5379	
50 HP	88 > 91			---					
60	90 > 91	SF-50/SF-51	6001/ 6002						
70	90 > 95	SF-50	6001						
75	90 > 91	SF-50	6001						
85	84 > 89	SF-50/SF-51	6001/ 6002						
90	90 >	SF-50/SF-51	6001/ 6002						
120 HP - W/PRESOLITE IGN.	90 > 91			---					
120 HP - W/THUNDERBOLT IGN.	91 > 93	SF-50	6001	---					
120 HP - W/THUNDERBOLT IGN.	94 > 99	SF-50	6001	---					
125	84 > 89	SF-50/SF-51	6001/ 6002						
150	89 > 90	SF-50/SF-51	6001/ 6002						
150	91 >	SF-50	6001						
120.. / ELPT	90 >	SF-50	6001						
9.9.. / M	84 >	W20FP-U	3068	0,8	W20FPR-U	3070	IWF20	5378	
90.. / ELPT	91 > 96	SF-50	6001						
<b>FOREMOST</b>									
3.5		W20S-U	3075	0,7	W20SR-U	3076			
9.2		W22S-U	4027	0,7					
<b>FRANCHI</b>									
6		W14-U	6008	0,7					
18		W16LS	3035	0,7					
40		W16LS	3035	0,7					
<b>FURY</b>									
3,5 HP	61 >				0,8	W20SR-U	3076		






		Standard				Alternative			
									
<b>GALE</b>									
3.5		W20S-U	3075	0,8	W20SR-U	3076			
5		W20S-U	3075	0,8	W20SR-U	3076			
5.5		W20S-U	3075	0,8	W20SR-U	3076			
12		W20S-U	3075	0,8	W20SR-U	3076			
15		W20S-U	3075	0,8	W20SR-U	3076			
25		W20S-U	3075	0,8	W20SR-U	3076			
34		W22S-U	4027	0,8					
35		W22S-U	4027	0,8					
40		W22S-U	4027	0,8					
40		W22S-U	4027	0,8					
60		W22S-U	4027	0,8					
60		W22S-U	4027	0,8					
<b>GAMBLES</b>									
3.5 HP	69 >			0,8	W20SR-U	3076			
3.5 HP	70 >			0,7	W16PR-U	3037			
5.0 HP	69 >			0,8	W20SR-U	3076			
5.0 HP	70 >			0,7	W16PR-U	3037			
7.0 HP	69 >			0,7	W16PR-U	3037			
<b>GARELLI</b>									
GARI JET		W20FS-U	3073	0,5	W20FSR-U	6053	IWF22	5379	
<b>GRANTS</b>									
3.5	71 > 74			0,9	W16PR-U	3037			
5	71 > 74			0,9	W16PR-U	3037			
7	71 > 74			0,9	W16PR-U	3037			
7.5	71 > 74			0,9	W16PR-U	3037			
9.9	71 > 74			0,9	W16PR-U	3037			
14	71 > 74			0,9	W16PR-U	3037			
15	71 > 74			0,9	W16PR-U	3037			
<b>GUAZZONI</b>									
GAMBERINO 4.5 PS		W20S-U	3075	0,5	W20SR-U	3076			
<b>HONDA</b>									
2 1 CYL. 57CC, PFI BF 2 D(2006 EPA EMISSION)	00 >			0,7					
2 1 CYL. SV BF 2 (A/AM / L / S)		W14M-U	6015	0,6	W14MR-U	6019			
2BF 20 A / 20	85 > 91	X22ES-U	4090	0,6	X22ESR-U	4091	IX22	5371	
2.0 HP - BF2A - 1CYL. 4 STROKE SOHV	00 >			0,6	W14MR-U	6019			
2.0 HP - BF2D (→1026043) 1CYL. 4 STROKE SIDE VALVE	01 >			0,6	U16FSR-UB	6050			
2.0 HP - BF2D (1026044 →) 1CYL. 4 STROKE SIDE VALVE	99 >			0,6	U14FSR-UB	6070	IUF14-UB	5389	
2.0 HP - BF20 - 1CYL. 4 STROKE SIDE VALVE	84 > 98			0,6	W14MR-U	6019			
2.3 1 CYL. 57CC OHVBF 2.3				0,6	U16FSR-UB	6050			
2.3 HP - BF2.3				0,6	U16FSR-UB	6050			
3		W20FS-U	3073	0,6	W20FSR-U	6053	IWF22	5379	
4GB 40		W20FS-U	3073	0,6	W20FSR-U	6053	IWF22	5379	
4.5BF 4.5 B (BODENSEE CERT.)		W16EP-U	3018	0,7	W16EPR-U	3021	IW16	5305	
5 1 CYL. OHV BF 5 (AM / L / S)		W16EP-U	3018	0,7	W16EPR-U	3021	IW16	5305	
5BF 5 A / 50	85 > 91	W16EP-U	3018	0,7	W16EPR-U	3021	IW16	5305	
5.0 HP - BF5A - 1CYL. 4 STROKE SOHV				0,7	W16EPR-U	3021	IW16	5305	
5.0 HP - BF50 - 1CYL. 4 STROKE SOHV				0,7	W16EPR-U	3021	IW16	5305	
6.0 HP - BF6CH	04 >			0,9	U16FER9	4222			
7.5BF 7.5	81 >			0,6	X16FSR-U	4075			
7.5 HP - B75 - 2CYL. 4 STROKE SOHC	77 >			0,6	X16FSR-U	4075			
7.5 HP - BF75 - 2CYL. 4 STROKE SOHC	77 >			0,6	X16FSR-U	4075			
8 2 CYL. 197CC BF 8	01 >			0,8	U16FER9	4222			
8 2 CYL. OHC BF 8 (A / L / S)	87 > 91			0,6	X16FSR-U	4075			
8.0 HP - BF8 - 2CYL. 4 STROKE SOHC	00 >			0,6	X16FSR-U	4075			
8.0 HP - BF8A - 2CYL. 4 STROKE SOHC	00 >			0,6	X16FSR-U	4075			
8.0 HP - BF8D - 2CYL. 4 STROKE SOHC	01 >			0,9	U16FER9	4222			
8.0 HP - BFP8D1 - 2CYL. 4 STROKE SOHC	01 >			0,9	U16FER9	4222			
8.0 HP - BFP8D - 2CYL. 4 STROKE SOHC	01 >			0,9	U16FER9	4222			
9.8 HP - BF100 - 2CYL. 4 STROKE SOHC				0,6	X16FSR-U	4075			
9.9 2 CYL. OHC BF 9.9 (AM / L / S)				0,6	X16FSR-U	4075			
9.9 2 CYL. OHC BF 9.9 B (BODENSEE CERT.)				0,6	X16FSR-U	4075			
9.9 HP - BF9.9A - 2CYL. 4 STROKE SOHC	00 >			0,6	X16FSR-U	4075			
9.9 HP - BF9.9D - 2CYL. 4 STROKE SOHC	01 >			0,9	U16FER9	4222			
9.9 HP - BFP9.9D - 2CYL. 4 STROKE SOHC	01 >			0,9	U16FER9	4222			
10 2 CYL. 222CC BF 10	01 >			0,8	U16FER9	4222			
10BF 9.9 A	87 >			0,6	X16FSR-U	4075			
10BF 10	81 > 91			0,6	X16FSR-U	4075			
15 2 CYL. 4V OHC BF15 (AM / L / S)		X20FS-U	4078	0,7	X20FSR-U	4080			

# Spark Plugs









## Application Tables – Marine Outboard











		Standard			Alternative		
<b>HONDA</b> <i>continued</i>							
15BF15 A	87 >	X20FS-U	4078	0,7	X20FSR-U	4080	
15 HP - BF15A - 2CYL. 4 STROKE SOHC	00 >			0,6	X20FSR-U	4080	
15 HP - BF15D - 2CYL. 4 STROKE SOHC	01 >			0,9	U16FER9	4222	
15 HP - BFP15D - 2CYL. 4 STROKE SOHC	01 >			0,9	U16FER9	4222	
20BF 20 F	85 >	W14M-U	6015	0,6	W14MR-U	6019	
20 HP - BF20D - 2CYL. 4 STROKE SOHC	01 >			0,9	U16FER9	4222	
20 HP - BFP20D - 2CYL. 4 STROKE SOHC	01 >			0,9	U16FER9	4222	
25 3 CYL. 6V OHC BF 25 .. / A	94 >	X22ES-U	4090	0,7	X22ESR-U	4091	IX22 5371
25 HP - BF25A - 3CYL. 4 STROKE SOHC				0,7	X22ESR-U	4091	IX22 5371
25 HP - BF25D - 3CYL. 4 STROKE SOHC	04 >			0,7	X22ESR-U	4091	IX22 5371
30 3 CYL. 6V OHC BF 30 (A)	90 >	X22ES-U	4090	0,7	X22ESR-U	4091	IX22 5371
30 HP - BF30A - 3CYL. 4 STROKE SOHC				0,7	X22ESR-U	4091	IX22 5371
30 HP - BF30D - 3CYL. 4 STROKE SOHC	04 >			0,7	X22ESR-U	4091	IX22 5371
35BF 35 A	91 >	X22ES-U	4090	0,7	X22ESR-U	4091	IX22 5371
35BF 35 AM		X22ES-U	4090	0,7	X22ESR-U	4091	IX22 5371
35 HP - BF35A - 3CYL. 4 STROKE SOHC	90 >			0,7	X22ESR-U	4091	IX22 5371
40 3 CYL.OHC BF 40 B (BODENSEE CERT.)				0,7	X22ESR-U	4091	IX22 5371
40 HP - BF40A - 3CYL. 4 STROKE SOHC	94 >			0,7	X22ESR-U	4091	IX22 5371
40 HP - BF40D - 3CYL. 4 STROKE OHC	08 >			0,7			
45B 45 (L=12.7MM THREAD)				0,6	X16FSR-U	4075	
45BF 45 (L=19.0MM THREAD)	90 >	X22ES-U	4090	0,7	X22ESR-U	4091	IX22 5371
45BF 45 A (L=19.0MM THREAD)	91 >	X22ES-U	4090	0,7	X22ESR-U	4091	IX22 5371
45BF 45 AM (L=19.0MM THREAD)		X22ES-U	4090	0,7	X22ESR-U	4091	IX22 5371
45 HP - B45 - 3CYL. 4 STROKES SOHC	90 >			0,6	X16FSR-U	4075	
45 HP - BF45A - 3CYL. 4 STROKE SOHC				0,7	X22ESR-U	4091	IX22 5371
50 3 CYL.OHC BF 50 A	90 >			0,7	X22ESR-U	4091	IX22 5371
50BF 50	85 > 94			0,7	W16EPR-U	3021	IW16 5305
50 HP - BF50A - 3CYL. 4 STROKE SOHC				0,7	X22ESR-U	4091	IX22 5371
50 HP - BF50D - 3CYL. 4 STROKE OHC	08 >			0,7			
50 HP - BF50F - 3CYL. 4 STROKE SOHC				0,7	W16EPR-U	3021	IW16 5305
60 HP - BF60A - 3CYL. 4 STROKE SOHC	09 >			0,9			
60 HP - BFP60A - 3CYL. 4 STROKE SOHC	09 >			0,9			
75 4 CYL. 12V 1590CC BF 75 .. / A / AT	90 >			0,7	X22ESR-U	4091	IX22 5371
75B 75 K (L=12.7MM THREAD)				0,6	X16FSR-U	4075	
75 HP - BF75A - 4CYL. 4 STROKE SOHC	03 >			0,7	X22ESR-U	4091	IX22 5371
75 HP - BF75D V-TEC 4 CYL. 4 STROKE	06 >			1,1			
90 4 CYL. 12V 1590CC BF 90 .. / A / AT	90 >			0,7	X22ESR-U	4091	IX22 5371
90 HP - BF90A - 4CYL. 4 STROKE SOHC	95 >			0,7	X22ESR-U	4091	IX22 5371
90 HP - BF90D V-TEC 4 CYL. 4 STROKE	06 >			1,1			
115 4 CYL. 16VBEBD BF 115 A	98 >			0,8	KJ22CR-L8	3296	IK22 5310
115 HP - BF115 - 4CYL. 4 STROKE SOHC				0,8	KJ22CR-L8	3296	IK22 5310
130 4 CYL. 16VBEBE BF 130 A	98 >			0,8	KJ22CR-L8	3296	IK22 5310
130 HP - BF130 - 4CYL. 4 STROKE SOHC				0,8	KJ22CR-L8	3296	IK22 5310
135 HP - BF135 - 4CYL. 4 STROKE DOHC				1,1			
150 4 CYL. 2354CC DOHC V-TEC BF 150				1,1			
150 HP - BF150 - 4CYL. 4 STROKE DOHC				1,1			
175 V-6 3.5L VTEC BF 175				1,1			
200 HP - BF200 - 4CYL. 4 STROKE DOHC				1,1			
200 V-6 3.5L VTEC BF 200	01 >			1,1			
220 HP - BF220 - 4CYL. 4 STROKE SOHC				1,1			
225 HP - BF225 - 4CYL. 4 STROKE SOHC				1,1			
225 V-6 3.5L VTEC BF 225	01 >			1,1			
<b>ITALMARINE</b>							
70 HP 920 25 SIL / SITL				1,0	W22FSR	4024	IWF22 5379
150 HP OCEAN RUNNER V6		SF-50	6001	---			
175 HP OCEAN RUNNER V6		SF-50	6001	---			
200 HP OCEAN RUNNER V6				1,0	W22FSR	4024	IWF22 5379
225 HP OCEAN RUNNER V6				1,0	W22FSR	4024	IWF22 5379
250 HP OCEAN RUNNER V6				1,0	W22FSR	4024	IWF22 5379
<b>J.C.PENNY</b>							
3.0 HP	74 > 80			0,7	W16PR-U	3037	
3.5 HP	78 > 80			0,7	W16PR-U	3037	
5.0 HP	79 >			0,7	W16PR-U	3037	
5.5 HP	74 > 78			0,7	W16PR-U	3037	
7.5 HP	74 > 79			0,7	W16PR-U	3037	
9.9 HP	75 > 79			0,7	W16PR-U	3037	
15.0 HP	75 > 78			0,7	W16PR-U	3037	

				Standard				Alternative	
J.L.O.									
AQUASCOOTER		W20FS-U	3073	0,5	W20FSR-U	6053	IWF22	5379	
L-35		W20FS-U	3073	0,5	W20FSR-U	6053	IWF22	5379	
<b>JOHNSON</b>									
1.0 HP - 1R	68 > 70	W20S-U	3075	0,8	W20SR-U	3076			
1.1 HP	46 > 47	W14L	6013	0,8					
1.2 HP - MAGNETO	86 > 90	W20S-U	3075	0,8	W20SR-U	3076			
1.5 HP	68 > 70	W20S-U	3075	0,8	W20SR-U	3076			
2.0 HP	68 > 70	W20S-U	3075	0,8	W20SR-U	3076			
2.0 HP - 1-CYL.	91 > 01			0,8	W20FPR-U	3070	IWF20	5378	
2.0 HP - 2R	71 > 84	W20S-U	3075	0,8	W20SR-U	3076			
2.0 HP - AQUANAUT DIVING UNIT	66 > 70	W14M-U	6015	0,8	W14MR-U	6019			
2.0 HP- COLT, JR	71 > 90	W20S-U	3075	0,8	W20SR-U	3076			
2.0 HP- EXCEL 4, ULTRA	87 > 88	W22FS-U	4025	0,8			IWF22	5379	
2.3 HP - 1-CYL.	91 > 98			0,8	W20FPR-U	3070	IWF20	5378	
2.5 HP	87 > 88			0,8	W20FSR-U	6053	IWF22	5379	
3.0 HP	52 > 68	W20S-U	3075	0,8	W20SR-U	3076			
3.0 HP - 2-CYL.	89 > 97			0,8	W20FSR-U	6053	IWF22	5379	
3.0 HP - LIGHTWIN	52 > 74	W20S-U	3075	0,8	W20SR-U	3076			
3.3 HP	48 > 51	W20S-U	3075	0,8	W20SR-U	3076			
3.3 HP - 1-CYL.	91 > 03			0,8	W20FPR-U	3070	IWF20	5378	
3.5 HP	04 > 05	W22FP-U	4021	0,5	W22FPR-U	4022	IWF22	5379	
3.6 L	85 > 86			0,8	W22FSR	4024	IWF22	5379	
4.0 HP	88 >			0,8	W22FSR	4024	IWF22	5379	
4.0 HP	69 > 76	W20S-U	3075	0,8	W20SR-U	3076			
4.0 HP	77 > 87			0,8	W20FSR-U	6053	IWF22	5379	
4.0 HP	81 > 84			0,8	W22FSR	4024	IWF22	5379	
4.0 HP	04 > 05			0,9	W20EPR-U	3047	IW20	5306	
4.0 HP - 2-CYL.	89 > 03			0,8	W20FSR-U	6053	IWF22	5379	
4.0 HP - 4R, 4W	69 > 76	W20S-U	3075	0,8	W20SR-U	3076			
4.0 HP - EXCEL, ULTRA	87 > 88			0,8	W22FSR	4024	IWF22	5379	
4.0 HP - V4, V4A, V4M	58 > 67	W20S-U	3075	0,8	W20SR-U	3076			
4.0 HP - V4S, VX, VXH	58 > 67	W20S-U	3075	0,8	W20SR-U	3076			
4R / 4W	69 > 76	W20S-U	3075	0,7	W20SR-U	3076			
4.5	79 >	W27FS-U10	6028	1,0	W27FSR-U10	6055	IWF27	5381	
4.5 HP	80 > 85			0,8	W20FSR-U	6053	IWF22	5379	
5 4 -STROKE	97 > 98			0,7	X20FSR-U	4080			
5.0 HP	90 > 97			0,8	W20FSR-U	6053	IWF22	5379	
5.0 HP	04 > 05			0,9	W20EPR-U	3047	IW20	5306	
5.0 HP - 1-CYL.	98 > 01			0,8	W22FSR	4024	IWF22	5379	
5.0 HP - 4 STROKE	97 > 03	X20FS-U	4078	0,7	X20FSR-U	4080			
5.0 HP - ANGLER	65 > 68	W20S-U	3075	0,8	W20SR-U	3076			
5.2 HP - LIGHTWIN	52 > 74	W20S-U	3075	0,8	W20SR-U	3076			
5.5 HP	56 > 64	W20S-U	3075	0,8	W20SR-U	3076			
6	77 > 79	SF-51	6002						
6	81 >	W27FS-U10	6028	1,0	W27FSR-U10	6055	IWF27	5381	
6 (STANDARD)		W27FS-U	4052	0,7	W27FSR	4054	IWF27	5381	
6 4-STROKE 1 CYL. SOHC	97 > 98			0,7	X20FSR-U	4080			
6.0 HP	05 >			0,9	W20EPR-U	3047	IW20	5306	
6.0 HP	65 > 76	W20S-U	3075	0,8	W20SR-U	3076			
6.0 HP - 2 STROKE	77 > 01			0,8	W20FSR-U	6053	IWF22	5379	
6.0 HP - 4 STROKE	97 > 03	X20FS-U	4078	0,7	X20FSR-U	4080			
6.0 HP - 6R, 6RL	71 > 76	W20S-U	3075	0,8	W20SR-U	3076			
6.0 HP - RLSRS, RSRS	04 >			0,8	W20FSR-U	6053	IWF22	5379	
6R / 6RL	69 > 76	W20S-U	3075	0,7	W20SR-U	3076			
6.5	84 >	W27FS-U10	6028	1,0	W27FSR-U10	6055	IWF27	5381	
6.5 HP - COM	81 > 93			0,8	W20FSR-U	6053	IWF22	5379	
7.5 HP	52 > 58	W20S-U	3075	0,8	W20SR-U	3076			
7.5 HP	77 > 97			0,8	W20FSR-U	6053	IWF22	5379	
7.5RST	80 > 81	W27FS-U10	6028	1,0	W27FSR-U10	6055	IWF27	5381	
8	83 >	W27FS-U10	6028	1,0	W27FSR-U10	6055	IWF27	5381	
8 4 STROKE	96 > 98			0,7	X20FSR-U	4080			
8.0 HP	05 >			0,8	W20FSR-U	6053	IWF22	5379	
8.0 HP - 2 STROKE	77 > 01			0,8	W20FSR-U	6053	IWF22	5379	
8.0 HP - 4 STROKE	96 > 98	X20FS-U	4078	0,7	X20FSR-U	4080			
8.0 HP- 4 STROKE 211CC	96 > 03	X20FS-U	4078	0,7	X20FSR-U	4080			
8.0 HP - COM	77 > 01			0,8	W20FSR-U	6053	IWF22	5379	
8.0 HP - RLSRC, RSRC	04 >			0,8	W20FSR-U	6053	IWF22	5379	
8SAILMASTER		W27FS-U10	6028	1,0	W27FSR-U10	6055	IWF27	5381	

# Spark Plugs

## Application Tables – Marine Outboard









		Standard				R		Alternative	
									
<b>JOHNSON <i>continued</i></b>									
9 (STANDARD)		W27FS-U	4052	0,7	W27FSR	4054	IWF27	5381	
9.0 HP - 9R, 9RL, 9EL	74 >			0,8	W22FSR	4024	IWF22	5379	
9R / 9RL	70 > 73	W20S-U	3075	0,7	W20SR-U	3076			
9SAILMASTER		W27FS-U10	6028	1,0	W27FSR-U10	6055	IWF27	5381	
9.5	56 > 73	W20S-U	3075	0,7	W20SR-U	3076			
9.5 HP	52 > 73	W20S-U	3075	0,8	W20SR-U	3076			
9.7 HP	42 > 49	MW17	5088	0,8					
9.9	77 > 79	SF-51	6002						
9.9	80 >	W27FS-U10	6028	1,0	W27FSR-U10	6055	IWF27	5381	
9.9 4 STROKE OHC (305CC)	95 > 04			0,8	XU22EPR-U	3179	IXU22	5308	
9.9 HP	74 > 76	W22FS-U	4025	0,8			IWF22	5379	
9.9 HP- 2 STROKE OHC	77 > 01			0,8	W22FSR	4024	IWF22	5379	
9.9 HP- 2 STROKE SOHC	02 > 04			0,8	XU22EPR-U	3179	IXU22	5308	
9.9 HP - 4 STROKE OHC 302CC	02 > 04			0,8	XU22EPR-U	3179	IXU22	5308	
9.9SAILDRIVE / SAILMASTER	81 >	W27FS-U10	6028	1,0	W27FSR-U10	6055	IWF27	5381	
10	56 > 73	W20S-U	3075	0,7	W20SR-U	3076			
12 (STANDARD)		W27FS-U	4052	0,7	W27FSR	4054	IWF27	5381	
14 HP	88 > 89			0,8	W22FSR	4024	IWF22	5379	
14 HP - COM	81 > 91			0,8	W22FSR	4024	IWF22	5379	
14 HP - FASTWIN	50 > 72	W20S-U	3075	0,8	W20SR-U	3076			
15		SF-51	6002						
15	80 >	W27FS-U10	6028	1,0	W27FSR-U10	6055	IWF27	5381	
15 HP	05 >			0,8	K20PR-U	3145			
15 HP	06 >			0,8	W22FSR	4024	IWF22	5379	
15 HP	56 > 71	W20S-U	3075	0,8	W20SR-U	3076			
15 HP	56 > 58	W20S-U	3075	0,8	W20SR-U	3076			
15 HP	74 > 76	W22FS-U	4025	0,8			IWF22	5379	
15 HP	77 > 92			0,8	W22FSR	4024	IWF22	5379	
15 HP	78 > 80	SF-51	6002	---					
15 HP - 2 STROKE	94 > 01			0,8	W22FSR	4024	IWF22	5379	
15 HP - 4 STROKE OHC	95 > 03			0,8	XU22EPR-U	3179	IXU22	5308	
15 HP - 15E, 15EL, 15R, 15RL	74 > 76			0,8	W22FSR	4024	IWF22	5379	
15 HP - COM	92 > 93			0,8	W22FSR	4024	IWF22	5379	
15 HP - COM	94 > 01			0,8	W22FSR	4024	IWF22	5379	
15 HP- KERO	95 > 98			---					
15 HP- L4SR, R4SR, TE4SR, TEL4SR	04 >			0,9	XU20EPR-U	3178	IXU22	5308	
15 HP- LSRs, RSRs, WRLSRM, WRSRM	04 >			0,8	W22FSR	4024	IWF22	5379	
15SAILDRIVE	74 > 79	W22FP-U	4021	0,7	W22FPR-U	4022	IWF22	5379	
18 HP	57 > 73	W20S-U	3075	0,8	W20SR-U	3076			
18 HP - FASTWIN	50 > 72	W20S-U	3075	0,8	W20SR-U	3076			
18 HP - FASTWIN	57 > 73	W24S-U	4040	0,8					
18 HP - JET 2 CYL.	95 > 98			0,8	W22FSR	4024	IWF22	5379	
20	81 >	W27FS-U10	6028	1,0	W27FSR-U10	6055	IWF27	5381	
20 HP	66 > 73	W20S-U	3075	0,8	W20SR-U	3076			
20 HP	78 > 93			0,8	W22FSR	4024	IWF22	5379	
20 HP - 2 CYL.	78 > 98			0,8	W22FSR	4024	IWF22	5379	
20 HP - 20R, 20RL	73 >	W20S-U	3075	0,8	W20SR-U	3076			
20 HP - 20R, 25R	69 > 72	W20S-U	3075	0,8	W20SR-U	3076			
20 HP - 20RL, 25RL	71 > 72	W20S-U	3075	0,8	W20SR-U	3076			
20 HP- JET - 2 CYL.	99 > 01			0,8	W22FSR	4024	IWF22	5379	
20R/ 20RL	73 >	W20S-U	3075	0,7	W20SR-U	3076			
22R	71 > 81	W20S-U	3075	0,7	W20SR-U	3076			
22R	71 > 90	W20S-U	3075	0,7	W20SR-U	3076			
25	77 > 86	W27FS-U10	6028	1,0	W27FSR-U10	6055	IWF27	5381	
25 (STANDARD)		W27FS-U	4052	0,7	W27FSR	4054	IWF27	5381	
25E / 25EL	72 >	W20S-U	3075	0,7	W20SR-U	3076			
25E / 25EL / 25R / 25RL	75 > 76	W20S-U	3075	0,7	W20SR-U	3076			
25R / 25RL	69 > 72	W20S-U	3075	0,7	W20SR-U	3076			
28 HP	62 > 64	W20S-U	3075	0,7	W20SR-U	3076			
28 HP - 28 JET	92 > 03			0,8	W24FPR-U10	6058	IWF24	5380	
28 HP - SPL 2 CYL.	78 > 97			0,8	W22FSR	4024	IWF22	5379	
30 HP	04 > 05			0,8	W22FSR	4024	IWF22	5379	
30 HP - 2 CYL.	78 > 02			0,8	W22FSR	4024	IWF22	5379	
30 HP - 4 STROKE OHC	95 > 03			0,8	XU22EPR-U	3179	IXU22	5308	
30 HP - JET 2 CYL.	99 > 01			0,8	W22FPR-U	4022	IWF22	5379	
33BR	82 >	W27FS-U10	6028	1,0	W27FSR-U10	6055	IWF27	5381	
33 HP	69 > 70	W20S-U	3075	0,8	W20SR-U	3076			
35	77 >	W27FS-U10	6028	1,0	W27FSR-U10	6055	IWF27	5381	








		Standard				Alternative			
									
<b>JOHNSON</b> <i>continued</i>									
35 HP - 2 CYL.	77 > 97			0,8	W22FSR	4024	IWF22	5379	
35 HP - 3 CYL.	95 > 01			0,8	W22FSR	4024	IWF22	5379	
35 HP - JET 2 CYL.	93 > 03			0,8	W24FPR-U10	6058	IWF24	5380	
40	81 > 83	W27FS-U10	6028	1,0	W27FSR-U10	6055	IWF27	5381	
40	83 >	SF-51	6002						
40E / 40R / 40EL / 40RL	71 > 73	W20S-U	3075	0,7	W20SR-U	3076			
40 HP	05 >			0,9	XU20EPR-U	3178	IXU22	5308	
40 HP	60 > 73	W20S-U	3075	0,8	W20SR-U	3076			
40 HP	74 > 76	W22FS-U	4025	0,8			IWF22	5379	
40 HP - 2 CYL.	80 > 88			0,8	W22FSR	4024	IWF22	5379	
40 HP - 2 CYL.	89 > 02			0,8	W24FPR-U10	6058	IWF24	5380	
40 HP- 4 STROKE DOHC	02 > 04			0,8	XU22EPR-U	3179	IXU22	5308	
40 HP- 40E, 40EL, 40R, 40RL	74 >			0,8	W22FSR	4024	IWF22	5379	
40 HP - 40E, 40EL, 40R, 40RL	69 > 73	W20S-U	3075	0,8	W20SR-U	3076			
40 HP - 40E, 40EL, 40R, 40RL	75 > 76			0,8	W22FSR	4024	IWF22	5379	
40 HP- COM 43CID	81 > 90	W22FS-U	4025	0,8			IWF22	5379	
40 HP - COM 45 CID	84 > 03			---					
40 HP - JET 3 CYL.	99 > 01			0,8	W22FPR-U	4022	IWF22	5379	
40 HP - PL4SRM, PL4SRS	04 >			0,9	XU20EPR-U	3178	IXU22	5308	
40 HP- PLSRS, RLSRS, RRSRS	04 >			0,8	W22FSR	4024	IWF22	5379	
40NORSEMAN	72 > 73	W20S-U	3075	0,7	W20SR-U	3076			
44R / RD / 4RL / 4RDH	85 >	W27FS-U10	6028	1,0	W27FSR-U10	6055	IWF27	5381	
45 HP - COM	84 > 02			---					
48 HP - 2 CYL.	80 > 88			0,8	W22FSR	4024	IWF22	5379	
48 HP - 2CYL.	89 > 97			0,8	W24FPR-U10	6058	IWF24	5380	
48 HP - SPL 2 CYL.	94 > 97			0,8	W24FPR-U10	6058	IWF24	5380	
50	71 > 80	SF-51	6002						
50	81 >	W27FS-U10	6028	1,0	W27FSR-U10	6055	IWF27	5381	
50 HP	05 >			0,9	XU20EPR-U	3178	IXU22	5308	
50 HP	58 > 59	W20S-U	3075	0,8	W20SR-U	3076			
50 HP - 2 CYL.	80 > 88			0,8	W22FSR	4024	IWF22	5379	
50 HP - 2 CYL.	89 > 02			0,8	W24FPR-U10	6058	IWF24	5380	
50 HP - 3 CYL.	95 > 98			0,8	W24FPR-U10	6058	IWF24	5380	
50 HP - PL4SRS, PL4SRM	04 >			0,9	XU20EPR-U	3178	IXU22	5308	
50 HP- PL4STC	03 >			0,9	XU20EPR-U	3178	IXU22	5308	
50 HP - PLSRS	04 >			0,8	W22FSR	4024	IWF22	5379	
50 HP - PLSTD	03 >			0,8	W22FSR	4024	IWF22	5379	
50 HP- SIZZLER	71 > 75	W22FS-U	4025	0,8			IWF22	5379	
55	76 > 86	W27FS-U10	6028	1,0	W27FSR-U10	6055	IWF27	5381	
55BF / 5RH	83 >	W27FS-U10	6028	1,0	W27FSR-U10	6055	IWF27	5381	
55 HP - 2 CYL.	76 > 89	W22FS-U	4025	0,8			IWF22	5379	
55 HP - 3 CYL.	68 > 69			0,8	W22FSR	4024	IWF22	5379	
55 HP - COM	86 > 05			---					
55 HP - COM 2 CYL.	94 > 95			0,8	W24FPR-U10	6058	IWF24	5380	
60	68 > 71	SF-50	6001						
60	80 >	W27FS-U10	6028	1,0	W27FSR-U10	6055	IWF27	5381	
60 HP	99 > 01			0,8	W22FSR	4024	IWF22	5379	
60 HP - 2 CYL.	80 > 85			0,8	W22FSR	4024	IWF22	5379	
60 HP - 3 CYL. 49 CID	75 > 89			0,8	W22FSR	4024	IWF22	5379	
60 HP - 3 CYL. 56 CID	89 > 93			0,8	W22FSR	4024	IWF22	5379	
60 HP - 3 CYL. 56 CID	94 > 98			0,8	W24FPR-U10	6058	IWF24	5380	
60 HP- 4 STROKE OHC	02 > 05			0,9	W20EPR-U	3047	IW20	5306	
60 HP - V4	64 > 67	W20S-U	3075	0,8	W20SR-U	3076			
60 HP - TRIUMPH	70 > 71	SF-50	6001	---					
65	72 > 73	W27FS-U10	6028	1,0	W27FSR-U10	6055	IWF27	5381	
65COM HC	85 >	W27FS-U10	6028	1,0	W27FSR-U10	6055	IWF27	5381	
65 HP - 3 CYL.	72 > 73			0,8	W22FSR	4024	IWF22	5379	
65 HP - 65 JET CV4	92 > 97			0,8	W22FSR	4024	IWF22	5379	
65 HP- COM 3CYL.	94 > 95			0,8	W24FPR-U10	6058	IWF24	5380	
65 HP - COM HC LC	84 > 87			0,8	W22FSR	4024	IWF22	5379	
65 HP - COM HC LC	88 > 03			---					
65 HP- V4 SPORTFOUR	68 >			0,8	W22FSR	4024	IWF22	5379	
70	74 >	W27FS-U10	6028	1,0	W27FSR-U10	6055	IWF27	5381	
70 HP	02 > 05			0,9	W20EPR-U	3047	IW20	5306	
70 HP - 3 CYL. 49 CID	75 > 89			0,8	W22FSR	4024	IWF22	5379	
70 HP - 3 CYL. 56 CID	89 > 93			0,8	W22FSR	4024	IWF22	5379	
70 HP - 3 CYL. 56 CID	94 > 01			0,8	W24FPR-U10	6058	IWF24	5380	
75	75 >	W27FS-U10	6028	1,0	W27FSR-U10	6055	IWF27	5381	



# Spark Plugs









## Application Tables – Marine Outboard










		Standard				R		Alternative	
									
<b>JOHNSON</b> <i>continued</i>									
75V-4	60 > 65	W24S-U	4040	0,7					
80 HP	66 > 67	W20S-U	3075	0,8	W20SR-U	3076			
80 HP - 80 JET CV4	79 > 01			0,8	W22FSR	4024	IWF22	5379	
80 HP - STARFIRE	66 > 67	W24S-U	4040	0,8					
85 HP	68 > 80	W22FS-U	4025	0,8			IWF22	5379	
85 HP	86 > 93			0,8	W22FSR	4024	IWF22	5379	
85 HP - V4 BACKROLLER	94 > 95			0,8	W22FSR	4024	IWF22	5379	
85V-4	73 > 80	W27FS-U10	6028	1,0	W27FSR-U10	6055	IWF27	5381	
88 HP - CV4 SPL	79 > 97			0,8	W22FSR	4024	IWF22	5379	
90	64 > 65	W24S-U	4040	0,7					
90	81 >	W27FS-U10	6028	1,0	W27FSR-U10	6055	IWF27	5381	
90 2-STROKE V-4 LV4 FICHT	98 >			0,8	PKJ16CR8	3175	IK16	5303	
90 HP	06 >			0,8	W22FSR	4024	IWF22	5379	
90 HP	64 > 65	W20S-U	3075	0,8	W20SR-U	3076			
90 HP- CARBURATOR	01 > 02			0,8	W22FSR	4024	IWF22	5379	
90 HP - CV4	79 > 98			0,8	W22FSR	4024	IWF22	5379	
90 HP- GLSOB, PX4SOR	05 >			0,8	K20PR-U	3145			
90 HP- GLSRM, PLSRR, PXSRS	04 >			0,8	W22FSR	4024	IWF22	5379	
90 HP- GLSTA, PLSTC	03 >			0,8	W22FSR	4024	IWF22	5379	
90 HP - LV4	95 > 00			0,8	W24FPR-U10	6058	IWF24	5380	
90 HP - LV4 F.F.I.	98 >			0,8					
90 HP- PL4SOR, PLSOA, PXSOC	05 >			0,8	W22FSR	4024	IWF22	5379	
90 HP - PL4SRC, PX4SRC, PL4SRC, PX4SRC	04 >			0,8	K20PR-U	3145			
90 HP - PL4STC, PX4STC, PL4STC, PX4STC	03 >			0,8	K20PR-U	3145			
90 HP - TURBOJET CV4	94 > 98			0,8	W22FSR	4024	IWF22	5379	
100	66 >	W24S-U	4040	0,7					
100	67 > 68	W27FS-U	4052	0,7	W27FSR	4054	IWF27	5381	
100	69 > 72	SF-50	6001						
100COM	84 > 88	SF-51	6002						
100V-4	79 >	W27FS-U10	6028	1,0	W27FSR-U10	6055	IWF27	5381	
105 HP - COM LV4	97 > 03			0,8	W24FPR-U10	6058	IWF24	5380	
105 HP- LV6 105 JET	93 > 03			0,8	W24FPR-U10	6058	IWF24	5380	
110	85 >	W27FS-U10	6028	1,0	W27FSR-U10	6055	IWF27	5381	
112 HP - CV4	79 > 97			0,8	W22FSR	4024	IWF22	5379	
115	81 >	W27FS-U10	6028	1,0	W27FSR-U10	6055	IWF27	5381	
115 2-STROKE DIRECT INJECTION LV4 FICHT	98 >			0,8	PKJ16CR8	3175	IK16	5303	
115 HP	06 >			0,8	W24FPR-U10	6058	IWF24	5380	
115 HP	85 >			---					
115 HP	69 > 70	W22FS-U	4025	0,8			IWF22	5379	
115 HP	73 > 79			0,8	W22FSR	4024	IWF22	5379	
115 HP	86 > 93			0,8	W22FSR	4024	IWF22	5379	
115 HP - COM	75 > 84	W22FS-U	4025	0,8			IWF22	5379	
115 HP - CV4	79 > 98			0,8	W22FSR	4024	IWF22	5379	
115 HP - FAST STRIKE LV4	95 > 02			0,8	W24FPR-U10	6058	IWF24	5380	
115 HP - GLSOB, PLSOR, PXSOR, WPLSOC	05 >			0,8	W24FPR-U10	6058	IWF24	5380	
115 HP - GLSRC, PLSRC, PXSOR, WPLSRS	04 >			0,8	W24FPR-U10	6058	IWF24	5380	
115 HP- GLSTA, PLSTS	03 >			0,8	W24FPR-U10	6058	IWF24	5380	
115 HP- L4SRC, 5X4SRC, PL4SRC, PX4SRC	04 >			0,8	K20PR-U	3145			
115 HP- L4STS, X4STS, PL4STS, PX4STS	03 >			0,8	K20PR-U	3145			
115 HP - LV4 F.F.I.	98 >			0,8					
115 HP- PL450R, PX450R	05 >			0,8	K20PR-U	3145			
115 HP - TURBOJET CV4	94 > 98			0,8	W22FSR	4024	IWF22	5379	
115 HP - X-115	67 > 68	SF-50	6001	---					
120		W27FS-U10	6028	1,0	W27FSR-U10	6055	IWF27	5381	
120 HP - LV4	85 > 03			0,8	W24FPR-U10	6058	IWF24	5380	
125 HP - 125 COM	71 > 72	W22FS-U	4025	0,8			IWF22	5379	
130 HP - LV4	85 > 03			0,8	W24FPR-U10	6058	IWF24	5380	
135 HP- STARFLITE	73 > 84			---					
135V-4	74 > 79	SF-50	6001						
140 HP	73 > 84			---					
140 HP	03 > 05			0,8	K20PR-U	3145			
140V-4	77 > 81	SF-50	6001						
140V-4	85 >	W27FS-U10	6028	1,0	W27FSR-U10	6055	IWF27	5381	
150 2-STROKE DIRECT INJECTION LV6 FICHT	97 >			0,8	PKJ16CR8	3175	IK16	5303	
150 2-STROKE DIRECT INJECTION LV6 FICHT	98 >			0,8	PKJ16CR8	3175	IK16	5303	
150 HP	03 > 06			0,8	W24FPR-U10	6058	IWF24	5380	
150 HP- CARBURATED	02			0,8	W24FPR-U10	6058	IWF24	5380	
150 HP - COM LV6	93 > 98			0,8	W24FPR-U10	6058	IWF24	5380	

		Standard		R		Alternative		
								
<b>JOHNSON</b> <i>continued</i>								
150 HP - CV6	78 > 87			---				
150 HP - CV6	88 > 91			0,8	W22FSR	4024	IWF22	5379
150 HP - FAST STRIKE LV6	91 > 01			0,8	W24FPR-U10	6058	IWF24	5380
150 HP - LV6 F.F.I.	97 > 98			0,8				
150V-6	78 > 81	SF-50	6001					
155 HP- COM CV6	89 > 92	SF-24	6038	---				
155 HP- CV6	78 > 87	SF-24	6038	---				
175 2-STROKE DIRECT INJECTION LV6 FICHT	98 >			0,8	PKJ16CR8	3175	IK16	5303
175 HP	77 > 87			---				
175 HP	99 > 06			0,8	W24FPR-U10	6058	IWF24	5380
175 HP - CV6	88 > 91			0,8	W22FSR	4024	IWF22	5379
175 HP - FAST STRIKE LV6	91 > 02			0,8	W24FPR-U10	6058	IWF24	5380
175 HP - LV6 F.F.I.	98 >			0,8				
175V-6	78 >	SF-50	6001					
185	77 > 87	SF-50/SF-51	6001/6002					
185	90 > 93	W27FS-U	4052	0,7	W27FSR	4054	IWF27	5381
185 HP	77 > 87	SF-24	6038	---				
185 HP	90 > 93			0,8	W22FSR	4024	IWF22	5379
200 HP	76 > 83	SF-24	6038	---				
200 HP	04 > 05			0,8	K20PR-U	3145		
200 HP - COM	92 >	SF-24	6038	---				
200 HP - COM	93 > 98			0,8	W24FPR-U10	6058	IWF24	5380
200 HP - V6	86 > 93			0,8	W22FSR	4024	IWF22	5379
200 HP - LV6 DI	04 >			0,8				
200 HP - VENOM LV6	94 > 03			0,8	W24FPR-U10	6058	IWF24	5380
200V-6	76 > 84	SF-50	6001					
200V-6	85 >	W27FS-U10	6028	1,0	W27FSR-U10	6055	IWF27	5381
225 HP	04 > 05			0,8	K20PR-U	3145		
225 HP - V6	86 > 93			0,8	W22FSR	4024	IWF22	5379
225 HP - LV6 DI	04 >			0,8				
225 HP - VENOM LV6	94 > 01			0,8	W24FPR-U10	6058	IWF24	5380
225V-6	84 >	W27FS-U10	6028	1,0	W27FSR-U10	6055	IWF27	5381
235 HP	78 > 85			---				
235V-6 150	78 > 81	SF-50	6001					
250 HP - V8	85 > 97			0,8	W24FPR-U10	6058	IWF24	5380
250 HP- LV6	99 > 01			---				
275 HP	85 > 88			0,8	W22FPR-U	4022	IWF22	5379
275V-6		W27FS-U10	6028	1,0	W27FSR-U10	6055	IWF27	5381
300 HP - V8	85 > 97			0,8	W24FPR-U10	6058	IWF24	5380
1010BA / 10SEL / 10EL	84 >	W27FS-U10	6028	1,0	W27FSR-U10	6055	IWF27	5381
1010RS / RSE / RSL	83 >	SF-51	6002					
1414RS / RSL / RSV	83 >	SF-51	6002					
2525RS / RSL	87 >	SF-51	6002					
3003.6L		W27FS-U10	6028	1,0	W27FSR-U10	6055	IWF27	5381
4040BA / 40BE / 40E	84 >	W27FS-U10	6028	1,0	W27FSR-U10	6055	IWF27	5381
4545RS / RSL	87 >	SF-51	6002					
5555RS / RSL	87 >	SF-51	6002					
125125RLC4R / 125RUC4R / 125RWL / 125WTPL		W27FS-U10	6028	1,0	W27FSR-U10	6055	IWF27	5381
AIR BOUY DIVING UNIT		W14M-U	6015	0,6	W14MR-U	6019		
CD, JH	54 > 68	W20S-U	3075	0,8	W20SR-U	3076		
FD, FDE	56 > 68	W20S-U	3075	0,8	W20SR-U	3076		
JHF, JWF	67 > 68	W20S-U	3075	0,8	W20SR-U	3076		
JUNIOR / COLT	68 > 70	W20S-U	3075	0,7	W20SR-U	3076		
JUNIOR COLT		W20S-U	3075	0,7	W20SR-U	3076		
JW	52 > 68	W20S-U	3075	0,8	W20SR-U	3076		
LD	65 > 68	W20S-U	3075	0,8	W20SR-U	3076		
MQ	64 > 68	W20S-U	3075	0,8	W20SR-U	3076		
Ø 18MM	39 > 50	MW17	5088	0,8				
RD, RDE, RDDS, RJE, RK	51 > 68	W20S-U	3075	0,8	W20SR-U	3076		
RE4STC, TEL4STC	03 >			0,9	XU20EPR-U	3178	IXU22	5308
RX	62 > 68	W20S-U	3075	0,8	W20SR-U	3076		
RXE	65 > 68	W20S-U	3075	0,8	W20SR-U	3076		
SC	68 >	W20S-U	3075	0,8	W20SR-U	3076		
TEL4SOA	05 >			0,8	K20PR-U	3145		
TN, AD, QD, V4H, V4ML	52 > 66	W20S-U	3075	0,8	W20SR-U	3076		
<b>KAWASAKI</b>								
UE30		W22S-U	4027	0,6				

# Spark Plugs










## Application Tables – Marine Outboard

MARINEPOWER			Standard				Alternative		
									
2.5 HP - 2 STROKE					1,0	W20FPR-U10	3268	IWF20	5378
3.3 HP - 2 STROKE					1,0	W20FPR-U10	3268	IWF20	5378
4 HP - 2 STROKE					1,0	W22FPR-U	4022	IWF22	5379
4 HP - 4 STROKE					0,6	XU20EPR-U	3178	IXU22	5308
5 HP - 2 STROKE					1,0	W22FPR-U	4022	IWF22	5379
5 HP - 4 STROKE					0,8	XU20EPR-U	3178	IXU22	5308
6 HP - 2 STROKE					1,0	W24FPR-U10	6058	IWF24	5380
6 HP - 4 STROKE					0,8	XU20EPR-U	3178	IXU22	5308
8 HP - 2 STROKE					1,0	W24FPR-U10	6058	IWF24	5380
8 HP - 4 STROKE					0,9	X20EPR-U9	4125		
9.9 HP - 2 STROKE					1,5	W24FPR-U10	6058	IWF24	5380
9.9 HP - 4 STROKE					0,9	X20EPR-U9	4125		
10 HP - 2 STROKE					1,5	W24FPR-U10	6058	IWF24	5380
10 HP - SEAPRO MARATHON					1,5	W24FPR-U10	6058	IWF24	5380
15 HP - 2 STROKE					1,5	W24FPR-U10	6058	IWF24	5380
15 HP - 4 STROKE					0,9	X20EPR-U9	4125		
15 HP - SEAPRO MARATHON					1,5	W24FPR-U10	6058	IWF24	5380
20 HP - 2 STROKE					1,0	W24FPR-U10	6058	IWF24	5380
25 HP - 2 STROKE					1,0	W24FPR-U10	6058	IWF24	5380
25 HP - 4 STROKE					0,9	X20EPR-U9	4125		
30 HP - 4 STROKE					0,9	XU22EPR-U	3179	IXU22	5308
30 HP - 4 STROKE					1,0	W24FPR-U10	6058	IWF24	5380
30 HP - CARBURATOR 4 STROKE					0,9	X20EPR-U9	4125		
40 HP - 2 STROKE					1,0	W24FPR-U10	6058	IWF24	5380
40 HP - CARBURATOR 4 STROKE					0,9	X20EPR-U9	4125		
40 HP - EFI 4 STROKE					0,9	XU22EPR-U	3179	IXU22	5308
45 HP - 4 STROKE	01 >				0,9	X20EPR-U9	4125		
50 HP - 2 STROKE					1,0	W24FPR-U10	6058	IWF24	5380
50 HP - 4 STROKE					0,9	X20EPR-U9	4125		
50 HP - 4 STROKE					0,9	X20EPR-U9	4125		
60 HP - 2 STROKE					1,0	W24FPR-U10	6058	IWF24	5380
60 HP - 4 STROKE	01 >				1,0	W24FPR-U10	6058	IWF24	5380
75 HP - 2 STROKE		SF-51	6002	---					
75 HP - 4 STROKE					1,1	K16HPR-U11	6076	IKH16	5343
75 HP - OPTIMAX	04 >				0,8				
75 HP - SEAPRO MARATHON 2 STROKE		SF-51	6002	---					
90 HP - 2 STROKE		SF-51	6002	---					
90 HP - 4 STROKE					1,1	K16HPR-U11	6076	IKH16	5343
90 HP - OPTIMAX	04 >				0,8				
100 HP - 2 STROKE					1,0	W24FPR-U10	6058	IWF24	5380
115 HP - 2 STROKE					1,0	W24FPR-U10	6058	IWF24	5380
115 HP - 4 STROKE					1,1	K20HR-U11	3381	IKH20	5344
115 HP - OPTIMAX	00 >				1,1	SKJ16CR-L11	3396	IK16	5303
115 HP - OPTIMAX	04 >				0,8				
125 HP - 2 STROKE					1,0	W24FPR-U10	6058	IWF24	5380
135 HP - 2 STROKE	99 >	SF-24	6038	0,7					
135 HP - OPTIMAX					1,1	SKJ16CR-L11	3396	IK16	5303
140 HP - 2 STROKE	03 >				1,0	W24FPR-U10	6058	IWF24	5380
140 HP - 2 STROKE	04 >				1,0	W24FPR-U10	6058	IWF24	5380
150 HP - 2 STROKE	03 >				1,0	W24FPR-U10	6058	IWF24	5380
150 HP - 2 STROKE	04 >				1,0	W24FPR-U10	6058	IWF24	5380
150 HP - 2 STROKE	99 >	SF-24	6038	0,7					
150 HP - OPTIMAX					1,1	SKJ16CR-L11	3396	IK16	5303
175 HP - 2 STROKE	99 >	SF-24	6038	0,7					
175 HP - 2 STROKE	03 >				1,0	W24FPR-U10	6058	IWF24	5380
175 HP - OPTIMAX					1,1	SKJ16CR-L11	3396	IK16	5303
200 HP - 2 STROKE	99 >	SF-24	6038	0,7					
200 HP - 2 STROKE	04 >				1,0	W24FPR-U10	6058	IWF24	5380
200 HP - 2 STROKE	03 >				1,0	W24FPR-U10	6058	IWF24	5380
200 HP - OPTIMAX					1,1	SKJ16CR-L11	3396	IK16	5303
210 HP- 210 JETDRIVE		SF-24	6038	0,8					
210 HP- SPORT JET 175XR_		SF-24	6038	0,8					
225 HP - 2 STROKE					0,7	W24FSR	4037	IWF24	5380
225 HP - 2 STROKE					0,7	W24FSR	4037	IWF24	5380
225 HP - 4 STROKE	04 >				1,1	K16HPR-U11	6076	IKH16	5343
225 HP - OPTIMAX					1,1	SKJ16CR-L11	3396	IK16	5303
240 HP- JETDRIVE					1,0	W24FPR-U10	6058	IWF24	5380
250 HP - 2 STROKE					0,7	W24FSR	4037	IWF24	5380








		Standard			R			Alternative	
									
<b>MARINER</b>									
2.0 HP - 2A 646		W20FS-U	3073	0,6	W20FSR-U	6053	IWF22	5379	
2.0 HP- 2B 6A1 (→M-011600)		W20FS-U	3073	0,6	W20FSR-U	6053	IWF22	5379	
2.0 HP- 2B 6A1 (M-011601 →)		W16FS-U	3034	0,6	W16FSR	3033			
2.5	90 > 94	W20FP-U10	6037	1,0	W20FPR-U10	3268	IWF20	5378	
2.5 HP	90 > 02			1,0	W20FPR-U10	3268	IWF20	5378	
4.0 HP - 2 STROKE	90 > 02			1,0	W22FPR-U	4022	IWF22	5379	
4.0 HP - 4 STROKE	99 > 02			0,9	XU20EPR-U	3178	IXU22	5308	
5.0 HP - 2 STROKE	90 > 02			1,0	W22FPR-U	4022	IWF22	5379	
5.0 HP - 4 STROKE	99 > 02			0,9	XU20EPR-U	3178	IXU22	5308	
6.0 HP	87 > 92			1,0	W24FPR-U10	6058	IWF24	5380	
6.0 HP - 2 STROKE	92 > 02			1,0	W24FPR-U10	6058	IWF24	5380	
6.0 HP - 4 STROKE	00 > 02			0,9	XU20EPR-U	3178	IXU22	5308	
8.0 HP	87 > 92			1,0	W24FPR-U10	6058	IWF24	5380	
8.0 HP	93 > 02			1,0	W24FPR-U10	6058	IWF24	5380	
8.0 HP- 8 BODENSEE	95 > 99			0,7	U20FSR-U	4004	IUF22	5383	
9.9 (Ø 12MM THREAD)	99 > 00			0,9	X20EPR-U9	4125			
9.9 2 CYL. 232CC 9.9 / 9.9 B	94 >			0,7	U20FSR-U	4004	IUF22	5383	
9.9 HP	87 > 94			1,0	W24FPR-U10	6058	IWF24	5380	
9.9 HP	95 > 00			1,5	W24FPR-U10	6058	IWF24	5380	
9.9 HP- 4 STROKE BIG FOOT, SAIL POWER	95 > 02			0,7	U20FSR-U	4004	IUF22	5383	
9.9 HP- 9.9 4 STROKE	99 > 02			0,9	X20EPR-U9	4125			
10 2 CYL. 262CC MAGNUM 10 / MARATHON 10	90 > 94			1,3	W24FPR-U10	6058	IWF24	5380	
10 HP- MAGNUM	91 > 98			1,5	W24FPR-U10	6058	IWF24	5380	
10 HP - MARATHON	91 > 02			1,5	W24FPR-U10	6058	IWF24	5380	
15 2 CYL. 323CC 15 / 15 BIG FOOT	94 >			0,9	X20EPR-U9	4125			
15 HP - 2-CYL	89 > 02			1,5	W24FPR-U10	6058	IWF24	5380	
15 HP- 4 STROKE	98 > 02			0,9	X20EPR-U9	4125			
15 HP - 15A 651		W22FS-U	4025	0,6			IWF22	5379	
15 HP - 15C 684		W22FS-U	4025	0,6			IWF22	5379	
15 HP- 15C 684 W/CDI		W22FS-U10	0	0,8			IWF22	5379	
15 HP- 15 MARATHON	92 > 96			1,0	W24FPR-U10	6058	IWF24	5380	
15 HP- K15 6K4	84 > 00	W22FS-U10	0	0,8			IWF22	5379	
15 HP- K15 6M7		W22FS-U10	0	0,8			IWF22	5379	
15 HP- K15 669		W20FS-U	3073	0,6	W20FSR-U	6053	IWF22	5379	
15 HP - MARATHON	97 > 02			1,5	W24FPR-U10	6058	IWF24	5380	
15 HP - MARATHON 684		W22FS-U	4025	0,6			IWF22	5379	
15 HP - MARATHON 684 W/CDI		W22FS-U10	0	0,9			IWF22	5379	
15 HP - W15 662		W22FS-U	4025	0,6			IWF22	5379	
15 HP- W15 684		W22FS-U10	0	0,9			IWF22	5379	
20 HP	85 > 02			1,0	W24FPR-U10	6058	IWF24	5380	
20 HP- 20A 653		W20FS-U	3073	0,6	W20FSR-U	6053	IWF22	5379	
20 HP - 20C 6A9		W22FS-U	4025	0,6			IWF22	5379	
20 HP- JET	95 > 01			1,0	W24FPR-U10	6058	IWF24	5380	
20JET 20	95 > 97			1,0	W24FPR-U10	6058	IWF24	5380	
22 B(6A1)	80 >	W16FS-U	3034	0,6	W16FSR	3033			
25 2 CYL. 25	98 > 99			0,9	X20EPR-U9	4125			
25 HP	92 >	SF-24	6038	---					
25 HP	85 > 01			1,0	W24FPR-U10	6058	IWF24	5380	
25 HP- 4 STROKE - Ø12MM	98 > 02			0,9	X20EPR-U9	4125			
25 HP- K25 6A4	97 > 00			0,6					
30 HP	95 > 00			1,0	W24FPR-U10	6058	IWF24	5380	
30 HP - 2CYL. 4 STROKE	99 > 02			0,9	X20EPR-U9	4125			
30 HP- JET 3 CYL.	95 > 97	SF-51	6002	---					
30 HP - JET 3 CYL.	98 > 01			1,0	W24FPR-U10	6058	IWF24	5380	
30 HP - MARATHON	95 > 02			1,0	W24FPR-U10	6058	IWF24	5380	
40 HP- 2 CYL.	89 > 97	SF-51	6002	---					
40 HP- 2 CYL.	98 > 01			1,0	W24FPR-U10	6058	IWF24	5380	
40 HP- 3 CYL.	98 > 01			1,0	W24FPR-U10	6058	IWF24	5380	
40 HP- 3CYL. 4 STROKE	98 > 01			0,9	X20EPR-U9	4125			
40 HP - MARATHON 2CYL.	95 > 02			1,0	W24FPR-U10	6058	IWF24	5380	
45 HP - 4 CYL.	86 > 89	SF-51	6002	---					
45 HP- BODENSEE 4 CYL.	95 > 98			0,9	X20EPR-U9	4125			
45 HP - JET 3 CYL.	95 > 01			1,0	W24FPR-U10	6058	IWF24	5380	
50 4 CYL. 935CC 50 / 50 BIG FOOT	96 >			0,8	XU22EPR-U	3179	IXU22	5308	
50 HP	91 > 01	SF-24	6038	1,0					
50 HP - 3 CYL.	86 > 90	SF-50	6001	---					
50 HP - 4 CYL.	80 > 85	SF-51	6002	---					
50 HP - 4 CYL. 4 STROKE	95 > 01			0,9	X20EPR-U9	4125			

# Spark Plugs

## Application Tables – Marine Outboard











		Standard				Alternative			
									
<b>MARINER</b> <i>continued</i>									
60 3 CYL.	92 >	SF-50	6001						
60 HP	91 > 01	SF-24	6038	1,0					
60 HP- 3 CYL. 849 CC	84 > 90	SF-50	6001	---					
60 HP - BIG FOOT	95 > 99			1,0	W24FPR-U10	6058	IWF24	5380	
60 HP - MARATHON	95 > 02			1,0	W24FPR-U10	6058	IWF24	5380	
65 HP- JET	95 > 01	SF-51	6002	---					
66	88 >			1,0	W24FPR-U10	6058	IWF24	5380	
66 B (678)		W16FS-U	3034	0,6	W16FSR	3033			
66 C (6H8)	84 >	W20FP-U10	6037	1,0	W20FPR-U10	3268	IWF20	5378	
66 D (6H6)	87 >	W20FP-U10	6037	1,0	W20FPR-U10	3268	IWF20	5378	
70 HP - 3 CYL.		SF-50	6001	---					
75 3 CYL.	92 > 94	SF-51	6002						
75 4 CYL.		SF-51	6002						
75 HP - 4 STROKE	00 >			1,1	K16HPR-U11	6076	IKH16	5343	
75 HP- MARATHON	91 > 02	SF-51	6002	---					
75MARATHON 75	92 > 94	SF-51	6002						
80 HP - 4 CYL.		SF-51	6002	---					
80 HP- 80 JET	95 > 01			1,0	W24FPR-U10	6058	IWF24	5380	
85 HP		SF-51	6002	---					
88	87 > 92			1,0	W24FPR-U10	6058	IWF24	5380	
90 3 CYL. 90	92 > 94	SF-51	6002						
90 HP		SF-50	6001	---					
90 HP	87 > 01	SF-51	6002	---					
90 HP - 4 STROKE	00 >			1,1	K16HPR-U11	6076	IKH16	5343	
100 4 CYL. 1848CC 100	88 > 92			1,0	W24FPR-U10	6058	IWF24	5380	
100 HP	88 > 99			1,0	W24FPR-U10	6058	IWF24	5380	
105 HP- JET 6CYL.	95 > 99	SF-24	6038	---					
115 4 CYL. 1848CC 115	89 >			1,0	W24FPR-U10	6058	IWF24	5380	
115 6 CYL. 115	79 > 88	SF-50	6001						
115 DFI 115 OPTIMAX	00 >			1,0	PKJ16CR-L11	3246	IK16	5303	
125 4 CYL. 1848CC 125	95 >			1,0	W24FPR-U10	6058	IWF24	5380	
135 DFI	00 >			1,0	PKJ16CR-L11	3246	IK16	5303	
135 DFI OPTIMAX	98 > 99			1,0	PKJ16CR-L11	3246	IK16	5303	
135 HP- MARATHON	86 > 99	SF-24	6038	---					
135 HP- WORK	86 > 93	SF-24	6038	---					
135MARATHON	92 > 93	SF-24	6038						
135W	92 > 93	SF-24	6038						
140 HP - 6 CYL.		SF-50	6001	---					
140 HP- JET	95 > 99	SF-24	6038	---					
150 ENG NO. -->A905890 150 MAGNUM		SF-50	6001						
150 ENG NO. -->A905890 W150		SF-50	6001						
150 ENG NO. -->A905890 V150		SF-50	6001						
150 ENG NO. A905891 --> W150		SF-24	6038						
150 ENG NO. A905891 --> 150 MAGNUM		SF-24	6038						
150 ENG NO. A905891 --> V150		SF-24	6038						
150 HP - OPTI MAX	97 > 02			1,0	SKJ16CR-L11	3396	IK16	5303	
150 HP - WORK		SF-24	6038	---					
150MAGNUM EFI	93 > 94	SF-24	6038						
150MAGNUM II	88 > 91	SF-24	6038						
150MAGNUM III	92 > 94	SF-24	6038						
175 ENG NO. -->A918688 MAGNUM 175		SF-50	6001						
175 ENG NO. A918689 --> MAGNUM 175		SF-24	6038						
175 HP	78 > 98	SF-24	6038	---					
175MAGNUM 175 EFI	91 > 94	SF-24	6038						
175MAGNUM 175 SKI	92 > 94	SF-24	6038						
200 DFI 200 DFI 3.0L	97 >			1,0	PKJ16CR-L11	3246	IK16	5303	
200 DFI 200 OPTIMAX	98 > 00			1,0	PKJ16CR-L11	3246	IK16	5303	
200 ENG NO. -->A9114497 V200		SF-50	6001						
200 ENG NO. A9114698 --> V200		SF-24	6038						
200 HP	00 >			1,0	W24FPR-U10	6058	IWF24	5380	
200 HP	79 > 99	SF-24	6038	---					
200 HP - DFI 3.0L	97 >			1,0					
200 HP - EFI	00 >			1,0	W24FPR-U10	6058	IWF24	5380	
200 HP - EFI	98 > 99	SF-24	6038	---					
200 HP - MAGNUM EFI	89 > 97	SF-24	6038	---					
200 HP - OPTI MAX	97 > 04			1,0	SKJ16CR-L11	3396	IK16	5303	
200 HP - SUPER MAGNUM EFI	97 >	SF-24	6038	---					
220 HP - MAGNUM EFI	87 > 88	SF-24	6038	---					










		Standard		R	Alternative			
								
<b>MARINER</b> <i>continued</i>								
220V220		SF-24	6038					
225 DFI 225 OPTIMAX	98 > 99			1,0	PKJ16CR-L11	3246	IK16	5303
225 HP	94 > 00			1,0	W24FSR	4037	IWF24	5380
225 HP- 3.0L MARATHON	97 > 01			0,9	W24FSR	4037	IWF24	5380
225 HP - EFI	95 > 00			0,9	W24FSR	4037	IWF24	5380
225 HP - OPTI MAX	98 > 04			1,0	SKJ16CR-L11	3396	IK16	5303
225 HP - SUPER MAGNUM EFI	97 >	SF-24	6038	---				
225 V-6, 3032CC 225EFI	95 >			1,0	W27FSR-U10	6055	IWF27	5381
250 HP - 3.4L	89 > 90	SF-24	6038	---				
250 HP- MAGNUM EFI	96 > 01			0,9	W24FSR	4037	IWF24	5380
250 V-6, 3032CC 250EFI	96 >			1,0	W27FSR-U10	6055	IWF27	5381
260 HP- 2.5L EFI	95 > 98	SF-24	6038	---				
265 HP- 2.5L EFI	97	SF-24	6038	---				
275 HP- 275 3.4L	91 > 94	SF-24	6038	---				
300 HP- 2.5L DRAG EFI V6	97 > 98	SF-50	6001	---				
300 HP- 3.0L SUPER MAGNUM EFI	97 > 98			0,8	W22FSR	4024	IWF22	5379
1515	89 >			1,3	W24FPR-U10	6058	IWF24	5380
2020		SF-24	6038					
2020	98 >			1,0	W24FPR-U10	6058	IWF24	5380
2525	89 > 91	W24FP-U	4178	0,8	W24FPR	4188	IWF24	5380
2525	92 >			1,0	W24FPR-U10	6058	IWF24	5380
3030	99 > 00			0,9	X20EPR-U9	4125		
4040	89 > 94	SF-51	6002					
4040	98 > 99			0,9	X20EPR-U9	4125		
4545	85 >	SF-51	6002					
5555(663)	84 >	W20FP-U10	6037	1,0	W20FPR-U10	3268	IWF20	5378
7070	79 >	SF-50	6001					
8080		SF-51	6002					
8585		SF-51	6002					
9090		SF-50	6001					
135135	92 > 94	SF-24	6038					
140140		SF-50	6001					
150150		SF-24	6038					
175175	91 > 94	SF-24	6038					
200200	91 > 94	SF-24	6038					
225225	94 >			1,0	W24FPR-U10	6058	IWF24	5380
250250	89 > 93	SF-24	6038					
275275	91 > 94	SF-24	6038					
<b>MARTIN</b>								
4.540 / 45		W20S-U	3075	0,9	W20SR-U	3076		
7.26		W20S-U	3075	0,9	W20SR-U	3076		
7.266		W20S-U	3075	0,9	W20SR-U	3076		
7.560 HI-SPEED ALCOHOL MIX		W20S-U	3075	0,5	W20SR-U	3076		
7.560 HI-SPEED GASOLINE		W20S-U	3075	0,9	W20SR-U	3076		
7.575		W20S-U	3075	0,9	W20SR-U	3076		
220		W20S-U	3075	0,9	W20SR-U	3076		
10100		W20S-U	3075	0,9	W20SR-U	3076		
17200 SILVER STREAK		W20S-U	3075	0,6	W20SR-U	3076		
<b>McCULLOCH</b>								
3.5	64 > 69	W16LS	3035	0,9				
4				0,9	W16PR-U	3037		
4LONG SHAFT	64 > 69	W16LS	3035	0,9				
4 PS				0,9	W16PR-U	3037		
7.5	64 > 69	W16LS	3035	0,9				
9		W20M-US	6036	0,9	W20MR-U	6025		
14		W22S-U	4027	0,9				
28		W22S-U	4027	0,9				
45MANUAL START		W22S-U	4027	0,9				
<b>MERCURY</b>								
2.0L F1 CARB/EFI HIGH PERFORMANCE ENGINE		SF-50	6001	---				
2.4L BASS HIGH PERFORMANCE ENGINE		SF-50	6001	---				
2.4L EFI HIGH PERFORMANCE ENGINE		SF-50	6001	---				
2.4L MOD VP HIGH PERFORMANCE ENGINE		SF-50	6001	---				
2.5L CARB HIGH PERFORMANCE ENGINE	91 > 93	SF-50	6001	---				
2.5L EFI HIGH PERFORMANCE ENGINE	94 > 97	SF-50	6001	---				
3.0 HP	90 > 92			1,0	W20FPR-U10	3268	IWF20	5378
3.9 HP	64 > 66	W20S-U	3075	0,6	W20SR-U	3076		
3.9 HP	67 > 68	W16FS-U	3034	0,8	W16FSR	3033		

# Spark Plugs












## Application Tables — Marine Outboard











		Standard				Alternative			
									
<b>MERCURY</b> <i>continued</i>									
4ALL MODELS	70 > 74	SF-51	6002						
4.0 HP	70 > 74	SF-51	6002	---					
4.0 HP	86 > 87	SF-51	6002	---					
4.0 HP - 2 STROKE	88 > 06			1,0	W22FPR-U	4022	IWF22	5379	
4.0 HP - 4 STROKE	00 > 06			0,9	XU20EPR-U	3178	IXU22	5308	
4.0 HP- 40 GNAT - 2 CYLINDER	76 > 79			0,8	W20FSR-U	6053	IWF22	5379	
4.545	75 > 78	SF-51	6002						
4.545	79 > 85	SF-51	6002						
5.0 HP - 2 STROKE	88 > 06			1,0	W22FPR-U	4022	IWF22	5379	
5.0 HP - 4 STROKE	00 > 06			0,9	XU20EPR-U	3178	IXU22	5308	
6.0 HP - 2 STROKE	86 > 00			1,0	W24FPR-U10	6058	IWF24	5380	
6.0 HP - 2 STROKE	01 > 06			1,0	W24FPR-U10	6058	IWF24	5380	
6.0 HP - 4 STROKE	00 > 06			0,9	XU20EPR-U	3178	IXU22	5308	
7.5 HP	74 >	SF-50	6001	---					
7.5 HP	70 > 73	SF-51	6002	---					
7.575	70 > 73	SF-51	6002						
7.575	74 >	SF-50	6001						
7.575	75 > 78	SF-51	6002						
7.575	79 > 85	W27FS-U10	6028	1,0	W27FSR-U10	6055	IWF27	5381	
8.0 HP - 2 STROKE	86 > 00			1,0	W24FPR-U10	6058	IWF24	5380	
8.0 HP - 2 STROKE	01 > 06			1,0	W24FPR-U10	6058	IWF24	5380	
8.0 HP - 4 STROKE	06 >			0,9	XU20EPR-U	3178	IXU22	5308	
8.0 HP- BODENSEE	95 > 02			0,7	U20FSR-U	4004	IUF22	5383	
9.8 HP - 110	74 >	SF-50	6001	---					
9.8 HP -110	70 > 73	SF-51	6002	---					
9.811	70 > 73	SF-51	6002						
9.811	74 >	SF-50	6001						
9.811	75 > 78	SF-51	6002						
9.9 2 CYL. 232CC 9.9 / 9.9 B	94 >			0,7	U20FSR-U	4004	IUF22	5383	
9.9 HP - 2 STROKE	86 > 94			1,0	W24FPR-U10	6058	IWF24	5380	
9.9 HP - 2 STROKE	95 > 00			1,5	W24FPR-U10	6058	IWF24	5380	
9.9 HP - 2 STROKE	01 > 06			1,5	W24FPR-U10	6058	IWF24	5380	
9.9 HP - 4 STROKE	06 >			0,9	XU20EPR-U	3178	IXU22	5308	
9.9 HP- 4 STROKE	95 > 98			0,7	U20FSR-U	4004	IUF22	5383	
9.9 HP - 4 STROKE	99 > 02			0,9	X20EPR-U9	4125			
9.9 SOHC9.9 (Ø 12MM THREAD)	99 > 01			0,9	X20EPR-U9	4125			
10 HP	91 >			1,5	W24FPR-U10	6058	IWF24	5380	
10 HP - 10 SEA PRO	91 > 00			1,5	W24FPR-U10	6058	IWF24	5380	
10 HP - 10 SEA PRO	01 > 02			1,5	W24FPR-U10	6058	IWF24	5380	
10 HP - XR10	92 > 98			1,5	W24FPR-U10	6058	IWF24	5380	
10X HIGH PERFORMANCE ENGINE				1,0	W24FPR-U10	6058	IWF24	5380	
10XR 10 / SEA PRO	90 >			1,3	W24FPR-U10	6058	IWF24	5380	
15 2 CYL. 323CC 15 / 15 BIG FOOT	94 >			0,9	X20EPR-U9	4125			
15 HP - 2 STROKE	89 > 90			1,5	W24FPR-U10	6058	IWF24	5380	
15 HP - 2 STROKE	01 > 06			1,5	W24FPR-U10	6058	IWF24	5380	
15 HP - 4 STROKE	98 > 06			0,9	X20EPR-U9	4125			
15 HP - SEA PRO	95 > 96			1,0	W24FPR-U10	6058	IWF24	5380	
15 HP- SEA PRO 2 STROKE	97 > 00			1,5	W24FPR-U10	6058	IWF24	5380	
15 HP - SEA PRO 2 STROKE	01 > 02			1,5	W24FPR-U10	6058	IWF24	5380	
18 HP	81 > 83			1,0	W24FPR-U10	6058	IWF24	5380	
18 HP- 18 XD	84 > 85			1,0	W24FPR-U10	6058	IWF24	5380	
20 HP	79 > 80	SF-51	6002	---					
20 HP - 2 STROKE	86 > 00			1,0	W24FPR-U10	6058	IWF24	5380	
20 HP - 2 STROKE	01 > 06			1,0	W24FPR-U10	6058	IWF24	5380	
20 HP -200	70 > 78	SF-51	6002	---					
20 HP - JET 2 STROKE	95 > 00			1,0	W24FPR-U10	6058	IWF24	5380	
20 HP - JET 2 STROKE	01 > 02			1,0	W24FPR-U10	6058	IWF24	5380	
20 HP- SEA PRO 2 STROKE	01 >			1,0	W24FPR-U10	6058	IWF24	5380	
21.9 CU IN 25SS RACING		SF-50	6001	---					
25 HP	80 > 83			1,0	W24FPR-U10	6058	IWF24	5380	
25 HP	86 > 92			1,0	W24FPR-U10	6058	IWF24	5380	
25 HP - 2 STROKE	93 > 00			1,0	W24FPR-U10	6058	IWF24	5380	
25 HP - 2 STROKE	01 > 06			1,0	W24FPR-U10	6058	IWF24	5380	
25 HP - 4 STROKE	98 > 01			0,9	X20EPR-U9	4125			
25 HP- 4 STROKE EFI	06 >			0,9	XU20EPR-U	3178	IXU22	5308	
25 HP- 25 XD	84 > 85			1,0	W24FPR-U10	6058	IWF24	5380	
25 HP - SEA PRO 2 STROKE	93 > 02			1,0	W24FPR-U10	6058	IWF24	5380	
25 SOHC 25	98 > 01			0,9	X20EPR-U9	4125			

		Standard		R	Alternative			
								
<b>MERCURY <i>continued</i></b>								
	25SS HIGH PERFORMANCE ENGINE		SF-51	6002	---			
	25XS HIGH PERFORMANCE ENGINE		SF-50	6001	---			
	30 2 CYL. 30	99 >			0,9	X20EPR-U9	4125	
	30 2 CYL. SOHC 30	99 > 01			0,9	X20EPR-U9	4125	
	30 HP - 2 CYL. 2 STROKE	95 > 02			1,0	W24FPR-U10	6058	IWF24 5380
	30 HP - 2 CYL. 2 STROKE	01 > 02			1,0	W24FPR-U10	6058	IWF24 5380
	30 HP- 3CYL.	95 > 97	SF-51	6002	---			
	30 HP - 3 CYL. 2 STROKE	01 > 02			1,0	W24FPR-U10	6058	IWF24 5380
	30 HP - 3 CYL. 4 STROKE CARBURETOR	99 > 02			0,9	X20EPR-U9	4125	
	30 HP - 3 CYL. 4 STROKE EFI	06 >			0,9	XU22EPR-U	3179	IXU22 5308
	30 HP- 30 JET 2 CYL. 2 STROKE	01 > 02			1,0	W24FPR-U10	6058	IWF24 5380
	30 HP - JET 3 CYL. 2 STROKE	98 > 01			1,0	W24FPR-U10	6058	IWF24 5380
	30 HP - SEA PRO 2 CYL. 2 STROKE	95 > 00			1,0	W24FPR-U10	6058	IWF24 5380
	30 HP - SEA PRO 2 CYL. 2 STROKE	01 > 02			1,0	W24FPR-U10	6058	IWF24 5380
	33	90 > 91	W20FP-U10	6037	1,0	W20FPR-U10	3268	IWF20 5378
	35 HP	84 > 91	SF-50	6001	---			
	40 3 CYL. SOHC 40	98 > 01			0,9	X20EPR-U9	4125	
	40 HP - 2 CYL.	79 > 83	SF-50	6001	---			
	40 HP - 2 CYL. 2 STROKE	95 > 02			1,0	W24FPR-U10	6058	IWF24 5380
	40 HP - 2 CYL. 2 STROKE	01 > 02			1,0	W24FPR-U10	6058	IWF24 5380
	40 HP - 3 CYL. 2 STROKE	98 > 02			1,0	W24FPR-U10	6058	IWF24 5380
	40 HP - 3 CYL. 2 STROKE	01 > 02			1,0	W24FPR-U10	6058	IWF24 5380
	40 HP - 3 CYL. 4 STROKE CARBURETOR	98 > 02			0,9	X20EPR-U9	4125	
	40 HP - 3 CYL. 4 STROKE EFI	06 >			0,9	XU22EPR-U	3179	IXU22 5308
	40 HP - 4 CYL.	88 > 97	SF-51	6002	---			
	40 HP - 4 CYL. 4 STROKE EFI	06 >			0,9	XU22EPR-U	3179	IXU22 5308
	40 HP -400	70 > 71	SF-50	6001	---			
	40 HP -402	72 > 78	SF-50	6001	---			
	40 HP- BIG FOOT 4 CYL. 4 STROKE	01 > 06			0,9	X20EPR-U9	4125	
	40 HP - SEA PRO 2 CYL. 2 STROKE	95 > 00			1,0	W24FPR-U10	6058	IWF24 5380
	40 HP - SEA PRO 2 CYL. 2 STROKE	01 > 06			1,0	W24FPR-U10	6058	IWF24 5380
	44	86 > 88	SF-51	6002				
	44	88 > 90	W22FP-U10	4168	1,0	W22FPR-U	4022	IWF22 5379
	44	91 > 94	W22FP-U10	4168	1,0	W22FPR-U	4022	IWF22 5379
	44XS HIGH PERFORMANCE ENGINE		SF-51	6002	---			
	45 4 CYL. 4-STROKE SOHC 45 BODENSEE	95 > 01			0,9	X20EPR-U9	4125	
	45 HP 4 CYL. 2 STROKE	86 > 89	SF-51	6002	---			
	45 HP - JET 3 CYL. 2 STROKE	95 > 00			1,0	W24FPR-U10	6058	IWF24 5380
	45 HP- JET 3 CYL. 2 STROKE	01 > 02			1,0	W24FPR-U10	6058	IWF24 5380
	49.9 CU IN 650X RACING		SF-50	6001	---			
	50 4 CYL. 935CC 50 / 50 BIG FOOT	96 >			0,8	XU22EPR-U	3179	IXU22 5308
	50 4 CYL. SOHC 50	95 > 01			0,9	X20EPR-U9	4125	
	50 818CC 50	91 >	SF-24	6038				
	50 HP - 3 CYL.	86 > 90	SF-50	6001	---			
	50 HP - 3 CYL. 2 STROKE	91 > 00			1,0	W24FPR-U10	6058	IWF24 5380
	50 HP - 3 CYL. 2 STROKE	01 > 06			1,0	W24FPR-U10	6058	IWF24 5380
	50 HP - 4 CYL.	79 > 85	SF-51	6002	---			
	50 HP - 4 CYL. 4 STROKE	95 > 01			0,9	X20EPR-U9	4125	
	50 HP - 4 CYL. 4 STROKE EFI	06 >			0,9	XU22EPR-U	3179	IXU22 5308
	50 HP -500	68 > 77	SF-50	6001	---			
	50 HP- 500 4 CYL. 2 STROKE	78 >	SF-51	6002	---			
	55	88 > 90	W22FP-U10	4168	1,0	W22FPR-U	4022	IWF22 5379
	55	91 > 94	W22FP-U10	4168	1,0	W22FPR-U	4022	IWF22 5379
	55 HP - SEA PRO 3 CYL. 2 STROKE	92 > 00			1,0	W24FPR-U10	6058	IWF24 5380
	55 HP - SEA PRO 3 CYL. 2 STROKE	01 > 06			1,0	W24FPR-U10	6058	IWF24 5380
	60 3 CYL. 60	84 > 91	SF-50	6001				
	60 3 CYL. 967CC 60	91 >	SF-24	6038				
	60 4 CYL. SOHC 60				0,9	X20EPR-U9	4125	
	60 HP - 3 CYL. 2 STROKE	91 > 02			1,0	W24FPR-U10	6058	IWF24 5380
	60 HP - 3 CYL. 2 STROKE	01 > 06			1,0	W24FPR-U10	6058	IWF24 5380
	60 HP- 4 CYL. 4 STROKE CARBURETOR	01 >			0,9	X20EPR-U9	4125	
	60 HP - 4 CYL. 4 STROKE EFI	06 >			0,9	XU22EPR-U	3179	IXU22 5308
	60 HP -60	84 > 90			---			
	60 HP- BIG FOOT	95 > 02	SF-50	6001	1,0			
	60 HP - SEA PRO 3 CYL. 2 STROKE	95 > 00			1,0	W24FPR-U10	6058	IWF24 5380
	60 HP - SEA PRO 3 CYL. 2 STROKE	01 > 02			1,0	W24FPR-U10	6058	IWF24 5380
	65 HP -650	72 > 76	SF-50	6001	---			
	65 HP - 650S	68 > 71	SF-50	6001	---			

# Spark Plugs

## Application Tables — Marine Outboard










		Standard					Alternative			
										
<b>MERCURY</b> <i>continued</i>										
65 HP - JET 3 CYL. 2 STROKE	95 > 00	SF-51	6002	---						
65 HP- JET 3 CYL. 2 STROKE	01 > 02	SF-51	6002	---						
66	86 >	W22FP-U10	4168	1,0	W22FPR-U	4022	IWF22	5379		
66	86 >			1,0	W24FPR-U10	6058	IWF24	5380		
70 HP 3 CYL. 2 STROKE	79 > 83	SF-50	6001	---						
70 HP 3 CYL. 2 STROKE	87 > 89	SF-51	6002	---						
70 HP -700	77 > 78	SF-50	6001	---						
75 4 CYL. 75 XD	84 > 90	SF-51	6002							
75 HP- 3 CYL. 2 STROKE	87 > 00	SF-51	6002	---						
75 HP - 3 CYL. 2 STROKE	01 > 06	SF-51	6002	---						
75 HP- 3 CYL. OPTIMAX 2 STROKE	06 >			0,8						
75 HP - 4 CYL. 4 STROKE DOHC	00 > 06			1,1	K16HPR-U11	6076	IKH16	5343		
75 HP- JET 3 CYL. 2 STROKE	01 >	SF-51	6002	---						
75 HP - SEA PRO 3 CYL. 2 STROKE	91 > 01	SF-51	6002	---						
75 HP- WALLEYE 4 STROKE	07 >			0,8						
80 HP - 3 CYL.	87 > 89	SF-51	6002	---						
80 HP - 4 CYL.	79 > 83	SF-51	6002	---						
80 HP 4 STROKE				0,8						
80 HP - 800	69 >	SF-50	6001	---						
80 HP -800	78 >	SF-51	6002	---						
80 HP -800	70 > 72	SF-50	6001	---						
80 HP - JET 4 CYL. 2 STROKE	01 >			1,0	W24FPR-U10	6058	IWF24	5380		
80 HP - JET 4 CYL. 2 STROKE	95 > 00			1,0	W24FPR-U10	6058	IWF24	5380		
88	86 >	W22FP-U10	4168	1,0	W22FPR-U	4022	IWF22	5379		
88	86 >			1,0	W24FPR-U10	6058	IWF24	5380		
90 HP	87 > 98	SF-51	6002	---						
90 HP - 3 CYL.	99 > 00	SF-51	6002	---						
90 HP - 3 CYL. 2 STROKE	01 > 06	SF-51	6002	---						
90 HP - 4 CYL. 4 STROKE DOHC	00 > 06			1,1	K16HPR-U11	6076	IKH16	5343		
90 HP - 6 CYL. 2 STROKE	79 > 86	SF-50	6001	---						
90 HP - 900 2 STROKE	78 >	SF-50	6001	---						
95 HP- 950SS 2 STROKE	66 > 67	SF-50	6001	---						
99.9 CU IN TWISTER 11-X RACING		SF-50	6001	---						
100 4 CYL. 1848CC 100	91 >			1,0	W24FPR-U10	6058	IWF24	5380		
100 HP 4 STROKE				0,8						
100 HP- 100 4 CYL. 2 STROKE	88 > 99			1,0	W24FPR-U10	6058	IWF24	5380		
100 HP - 1000BP 2 STROKE	68 > 69	SF-50	6001	---						
100 HP - 1000SS 2 STROKE	68 > 69	SF-50	6001	---						
105 HP - 105 JET	95 > 98	SF-24	6038	---						
110 HP - 1100SS 2 STROKE	66 > 67	SF-50	6001	---						
115 4 CYL. 1848CC 115	90 >			1,0	W24FPR-U10	6058	IWF24	5380		
115 6 CYL. 115	79 > 89	SF-50	6001							
115 HP - 4 CYL. 2 STROKE	89 > 90			1,0	W24FPR-U10	6058	IWF24	5380		
115 HP - 4 CYL. 2 STROKE	01 > 06			1,0	W24FPR-U10	6058	IWF24	5380		
115 HP - 6 CYL. 2 STROKE	79 > 88	SF-50	6001	---						
115 HP- 1150 6 CYL. 2 STROKE	70 > 78	SF-50	6001	---						
115 HP- EFI MFI - 4 CYL. 4 STROKE	01 > 06			1,1	K20HR-U11	3381	IKH20	5344		
115 HP - OPTIMAX 3 CYL. 2 STROKE	06 >			0,8						
115 HP - OPTIMAX 6 CYL. 2 STROKE	03 > 04			0,8						
115 HP- WALLEYE EFI 4 STROKE	07 >			0,8						
125 4 CYL. 1848CC 125	94 >			1,0	W24FPR-U10	6058	IWF24	5380		
125 6 CYL. 125	94 >			1,0	W24FPR-U10	6058	IWF24	5380		
125 HP - 4 CYL. 2 STROKE	94 > 00			1,0	W24FPR-U10	6058	IWF24	5380		
125 HP - 4 CYL. 2 STROKE	01 > 06			1,0	W24FPR-U10	6058	IWF24	5380		
125 HP - 1250 BP	68 > 69	SF-50	6001	---						
125 HP - 1250 SS	68 > 69	SF-50	6001	---						
135 HP	86 > 99	SF-24	6038	---						
135 HP - 6 CYL. 2 STROKE	00 > 02			1,0	W24FPR-U10	6058	IWF24	5380		
135 HP - 135 EFI - 6-CYL. 4 STROKE SUPERCHARGED	06 >			0,8						
135 HP- 1350 6 CYL. 2 STROKE	70 > 71	SF-50	6001	---						
135 HP- EFI 6 CYL. 4 STROKE SUPERCHARGED VERADO	06			0,8						
135 HP- OPTIMAX DFI 6 CYL. 2 STROKE	96 > 01			1,0	SKJ16CR-L11	3396	IK16	5303		
135 HP- OPTIMAX DFI 6 CYL. 2 STROKE	03 > 06			0,8						
140 HP - 140 2 STROKE	79 > 80	SF-50	6001	---						
140 HP - 140 JET	95 > 99	SF-24	6038	---						
140 HP - 1400 2 STROKE	70 > 73	SF-50	6001	---						
140 HP - 1400 2 STROKE	72 > 78	SF-50	6001	---						
150 HP	91 > 99	SF-24	6038	---						











		Standard				Alternative			
									
<b>MERCURY</b> <i>continued</i>									
150 HP -150	79 > 84	SF-24	6038	---					
150 HP -150	00 > 06			1,0	W24FPR-U10	6058	IWF24	5380	
150 HP - 150 EFI	98 > 99	SF-24	6038	---					
150 HP- 150 EFI - 6 CYL. 2 STROKE	00 > 06			1,0	W24FPR-U10	6058	IWF24	5380	
150 HP- 150 EFI - 6 CYL. 4 STROKE SUPERCHARGED VERADO	06 >			0,8					
150 HP - 150 MARATHON	85 > 88	SF-24	6038	---					
150 HP - 150 XR-2	85 > 02	SF-24	6038	---					
150 HP - 150 XR-4	85 > 02	SF-24	6038	---					
150 HP - 150 XR-6	92 > 97	SF-24	6038	---					
150 HP - 150 XRI	93 > 02	SF-24	6038	---					
150 HP -1500	78 >	SF-24	6038	---					
150 HP -1500	73 > 77	SF-50	6001	---					
150 MAGNUM PRO MAX SUPER		SF-50	6001	---					
175 HP	76 > 78	SF-24	6038	---					
175 HP	79 > 98	SF-24	6038	---					
175 HP - 175 EFI	98 > 99	SF-24	6038	---					
175 HP - 175 EFI - 6-CYL. 4 STROKE, SUPERCHARGED	06 >			0,8					
175 HP- 175 EFI 6 CYL. 4 STROKE SUPERCHARGED VERADO	06 >	SF-24	6038	0,8					
175 HP - 175 EFI MFI 6 CYL. 2 STROKE	00 > 01			1,0	W24FPR-U10	6058	IWF24	5380	
175 HP - 175 XRI	91 > 02	SF-24	6038	---					
200 DFI	97 >			1,0	PKJ16CR-L11	3246	IK16	5303	
200 HP- 2.0L DUECE HIGH EFI	97 >	SF-24	6038	---					
200 HP- 2.0L F1 EFI	97 >	SF-50	6001	---					
200 HP- 2.0L SST 120 EFI	97 >	SF-50	6001	---					
200 HP- 2.0L XR2 SS EFI	97 >	SF-50	6001	---					
200 HP - 6 CYL. 2 STROKE	00 > 06			1,0	W24FPR-U10	6058	IWF24	5380	
200 HP- 200 EFI	06 >			0,8					
200 HP - 200 EFI	98 > 99	SF-24	6038	---					
200 HP- 200 EFI 6 CYL. 2 STROKE	06 >			1,0	W24FSR	4037	IWF24	5380	
200 HP - 200 EFI MFI 6 CYL. 2 STROKE	00 > 06			1,0	W24FPR-U10	6058	IWF24	5380	
200 HP- 200 OPTI MAX 6 CYL. 2 STROKE	03 > 06			0,8					
200 HP- 200 VERADO 6 CYL. 4 STROKE	04 >			0,8					
200 HP -2000	78 >	SF-50	6001	---					
200 HP - OPTI MAX 200XS 2.5L	00 > 04			1,0	SKJ16CR-L11	3396	IK16	5303	
200 HP - OPTI MAX 200XS 3.0L	00 > 04			1,0	SKJ16CR-L11	3396	IK16	5303	
200 HP- OPTI MAX 200XS 6CYL.	02 > 04			1,0	SKJ16CR-L11	3396	IK16	5303	
200V	86 > 90	SF-24	6038	---					
200 MAGNUM EFI PRO MAX SUPER		SF-50	6001	---					
200V-200XRI	89 > 90	SF-24	6038	---					
200 XRI	91 > 94	SF-24	6038	---					
220 HP- V-220 LASER	87 > 88	SF-24	6038	---					
220V-220	87 > 88	SF-24	6038	---					
225 HP	94 > 97			1,0	W24FPR-U10	6058	IWF24	5380	
225 HP- 3.0L SEA PRO 6 CYL. 2 STROKE	97 > 02			0,9	W24FSR	4037	IWF24	5380	
225 HP- 3.0L WORK	98 >			0,9	W24FSR	4037	IWF24	5380	
225 HP- 3.0L WORK	94 > 97			1,0	W24FPR-U10	6058	IWF24	5380	
225 HP- 6 CYL. 2 STROKE	98 > 01			0,9	W24FSR	4037	IWF24	5380	
225 HP -225	80 > 81	SF-24	6038	---					
225 HP- 225 3.0L DFI	97 >			1,0	SKJ16CR-L11	3396	IK16	5303	
225 HP - 225 EFI 6 CYL. 4 STROKE SUPERCHARGED	06			0,8					
225 HP - 225 EFI DFI 6 CYL. 2 STROKE	95 > 06			0,9	W24FSR	4037	IWF24	5380	
225 HP- 225 EFI DFI 6 CYL. 4 STROKE	06 >			1,1	K16HPR-U11	6076	IKH16	5343	
225 HP - 225 VERADO - 6 CYL. 4 STROKE	04 >			0,8					
225 HP- 225 XRI EFI	95 > 02			0,9	W24FSR	4037	IWF24	5380	
225 HP- 225XS OPTI MAX 6 CYL. 2 STROKE	03 > 04			0,8					
225 MAGNUM EFI PRO MAX SUPER		SF-50	6001	---					
225 V-6, 3032CC 225EFI	96 >			1,0	W27FSR-U10	6055	IWF27	5381	
245 HP - 2.5L	95 > 96	SF-24	6038	---					
250 HP - 250 3.4L	89 > 90	SF-24	6038	---					
250 HP - 250 EFI 6 CYL. 4 STROKE SUPERCHARGED	06			0,8					
250 HP - 250 VERADO 6 CYL. 4 STROKE	04			0,8					
250 HP- 250 XRI EFI 6 CYL. 2 STROKE	95 > 06			0,9	W24FSR	4037	IWF24	5380	
250 HP- 250XS OPTI MAX 6 CYL. 2 STROKE	03 > 06			0,8					
250 V-6, 3032CC 250EFI	96 >			1,0	W27FSR-U10	6055	IWF27	5381	
260 HP- 2.5L OFFSHORE	95 > 97	SF-24	6038	---					
265 HP- 2.5L SS DRAG EFI	97	SF-24	6038	---					
275 HP -275	89 > 94	SF-24	6038	---					
275 HP - 275 EFI 6 CYL. 4 STROKE SUPERCHARGED	06 >			0,8					



# Spark Plugs










## Application Tables — Marine Outboard









		Standard				Alternative		
								
<b>MERCURY</b> <i>continued</i>								
275 HP - 275 VERADO 6 CYL. 4 STROKE	04 >			0,8				
280 HP - 2.5L EFI SPORT, EFI SS	02 >			0,8	W22FSR	4024	IWF22	5379
280 HP- 2.5L OFFSHORE	02 >			0,8	W22FSR	4024	IWF22	5379
300 HP- 2.5L S3000 EFI	97 >	SF-24	6038	---				
300 HP - 3.4L	84 > 88	SF-24	6038	---				
300 HP -300	81 > 83	SF-24	6038	---				
440	69 >	W16FP-U	4019	0,7	W16FPR-U	4192	IWF16	5359
1010	91 >			1,3	W24FPR-U10	6058	IWF24	5380
1515	88 >			1,3	W24FPR-U10	6058	IWF24	5380
2020	79 > 81	SF-51	6002					
2020	86 > 91	SF-24	6038					
2020 (XD)	84 >			1,0	W24FPR-U10	6058	IWF24	5380
2525	86 > 91	SF-24	6038					
2525	91 >			1,0	W24FPR-U10	6058	IWF24	5380
2525	98 > 99			0,9	X20EPR-U9	4125		
2525 (XD) SEA PRO	80 >			1,0	W24FPR-U10	6058	IWF24	5380
3003.4	87 > 88	SF-24	6038					
3535	91 > 94	SF-50	6001					
4040	70 > 71	SF-50	6001					
4040	98 > 99			0,9	X20EPR-U9	4125		
4545	86 > 89	SF-51	6002					
5050	70 > 75	SF-50	6001					
5050	79 > 85	SF-51	6002					
5050	86 > 91	SF-50	6001					
7070	79 > 83	SF-50	6001					
7070	87 > 88	SF-51	6002					
7575	84 > 86	SF-51	6002					
7575	88 >	SF-51	6002					
7575	90 >	SF-51	6002					
8080	69 >	SF-50	6001					
8080	70 > 72	SF-50	6001					
8080	79 > 83	SF-51	6002					
8080	87 > 89	SF-51	6002					
9090	79 > 86	SF-50	6001					
9090	87 > 95	SF-51	6002					
20200	70 > 78	SF-51	6002					
25250	81 > 83	SF-50	6001					
40402	72 > 78	SF-50	6001					
50500	76 > 78	SF-51	6002					
50500 SS	68 > 69	SF-50	6001					
65650	67 > 70	SF-50	6001					
65650 SS	70 > 76	SF-50	6001					
70700	77 > 78	SF-50	6001					
80800	78 >	SF-51	6002					
85850	73 > 76	SF-50	6001					
85850	77 >	SF-51	6002					
90900	78 >	SF-50	6001					
135135	91 > 94	SF-24	6038					
135135 OPTIMAX	98 > 99			1,0	PKJ16CR-L11	3246	IK16	5303
135135 OPTIMAX DFI	01 >			1,0	PKJ16CR-L11	3246	IK16	5303
140140	72 >	SF-50	6001					
140140	79 > 89	SF-50	6001					
150150	79 > 84	SF-50	6001					
150150	91 > 94	SF-24	6038					
150150 OPTI MAX	98 > 99			1,0	PKJ16CR-L11	3246	IK16	5303
175175	79 > 81	SF-50	6001					
175175	85 >	SF-50	6001					
175175	91 >	SF-24	6038					
200200	79 > 85	SF-50	6001					
200200	91 >	SF-24	6038					
225225	80 > 81	SF-50	6001					
225225	94 >			1,0	W24FPR-U10	6058	IWF24	5380
225225 3.0L DFI	97 >			1,0	PKJ16CR-L11	3246	IK16	5303
225225 OPTI MAX	98 > 99			1,0	PKJ16CR-L11	3246	IK16	5303
250250	89 > 90	SF-24	6038					
275275	92 > 94	SF-24	6038					
300300	80 > 81	SF-50	6001					
300300	83 >	SF-50	6001					

		Standard				Alternative			
									
<b>MERCURY</b> <i>continued</i>									
300300	84 > 86	SF-50	6001						
1001000 BP / SUPER BP	68 >	SF-50	6001						
1001000 SS	68 > 69	SF-50	6001						
1151100	66 > 67	SF-50	6001						
1151150	70 > 78	SF-50	6001						
1251250 SUPER BP	69 >	SF-50	6001						
1351350	70 > 71	SF-50	6001						
1401400	78 >	SF-50	6001						
1501500	73 > 78	SF-50	6001						
1751750	76 > 78	SF-50	6001						
2002000	78 >	SF-50	6001						
2.22.2	84 > 88	W20FPR-U10	6037	1,0	W20FPR-U10	3268	IWF20	5378	
3.43.4	84 > 86	SF-24	6038						
3.53.5	83 > 85	W22FPR-U10	4168	1,0	W22FPR-U	4022	IWF22	5379	
9.99.9	86 >	W22FPR-U10	4168	1,0	W22FPR-U	4022	IWF22	5379	
9.99.9	86 > 92			1,0	W24FPR-U10	6058	IWF24	5380	
SST 140 HIGH PERFORMANCE ENGINE		SF-50	6001	---					
XR-2 MAGNUM HIGH PERFORMANCE ENGINE		SF-50	6001	---					
<b>MONO</b>									
M-5A / M-6A		W20S-U	3075	0,8	W20SR-U	3076			
M-50		W20S-U	3075	0,8	W20SR-U	3076			
M-75				0,8	W16PR-U	3037			
<b>NEPTUNE</b>									
1A39 / 4A39 / 5A39 / 9A39		W20S-U	3075	0,6	W20SR-U	3076			
10A1 / 10A4 / 10A6 / 10A10		W20S-U	3075	0,6	W20SR-U	3076			
10A16 / 11A16 / 11A2 / 16A39		M17	5002	0,6					
11A3 / 11AA3 / 11A6 / 11AA6 / 11AA10		W20S-U	3075	0,6	W20SR-U	3076			
15A3 / 15AA3 / 15A6 / 15AA6 / 15A9 / 15AA9		W20S-U	3075	0,6	W20SR-U	3076			
17A1 / 17A2 / 17A3		W20S-U	3075	0,6	W20SR-U	3076			
101 / 104 / 106		W20S-U	3075	0,6	W20SR-U	3076			
111 / 11A1 / 15A1		W14-U	6008	0,6					
113 / 114 / 116 / 139 / 189		W20S-U	3075	0,6	W20SR-U	3076			
539 / 938 / 939 / 1010 / 1110		W20S-U	3075	0,6	W20SR-U	3076			
A1 / AA1 / AA1A / A2 / AA2		W20S-U	3075	0,6	W20SR-U	3076			
AA4 / AA6 / AA10		W20S-U	3075	0,6	W20SR-U	3076			
OB1 / 2,2C / 3,4 / 11 / 12		M17	5002	0,6					
OB31 / 32, / 51 / 63 / 64 / 65		M17	5002	0,6					
OB102 / 112 / 238 / 239 / 438 / 439		M17	5002	0,6					
OB638 / 639 / 1016 / 1638 / 1639		M17	5002	0,6					
<b>NISSAN</b>									
2.0 HP- NSF 2.0A 4 STROKE	07 >			0,6	XU20EPR-U	3178	IXU22	5308	
2.5 1 CYL. NS 2.5 A	85 >	W20FPR-U10	6037	1,0	W20FPR-U10	3268	IWF20	5378	
2.5 HP - NS 2.5A	97 > 07			1,0	W20FPR-U10	3268	IWF20	5378	
3.5 1 CYL. NS 3.5 A	85 >	W20FPR-U10	6037	1,0	W20FPR-U10	3268	IWF20	5378	
3.5 1 CYL. NS 3.5 B	93 >	W20FPR-U10	6037	1,0	W20FPR-U10	3268	IWF20	5378	
3.5 HP - NS 3.5A	97 > 06			1,0	W20FPR-U10	3268	IWF20	5378	
3.5 HP- NS 3.5A2	07 >			1,0	W20FPR-U10	3268	IWF20	5378	
3.5 HP - NS 3.5B	97 > 07			1,0	W20FPR-U10	3268	IWF20	5378	
3.5 HP - NSF 3.5A / 4 STROKE	07 >			0,6	XU20EPR-U	3178	IXU22	5308	
4.0 HP - NSF 4 / 4 STROKE	07 >			0,6	XU20EPR-U	3178	IXU22	5308	
4.0 HP - NSF 4A / 4 STROKE	00 > 07			0,6	XU20EPR-U	3178	IXU22	5308	
5 1 CYL. NS 5 B	85 >	W22FPR-U10	4168	1,0	W22FPR-U	4022	IWF22	5379	
5.0 HP - NS 5B / 2 STROKE	97 > 07			1,0	W22FPR-U	4022	IWF22	5379	
5.0 HP - NSF 5 / 4 STROKE	07 >			0,6	XU20EPR-U	3178	IXU22	5308	
5.0 HP - NSF 5A / 4 STROKE	99 > 07			0,6	XU20EPR-U	3178	IXU22	5308	
6.0 HP - NSF 6 / 4 STROKE	07 >			0,6	XU20EPR-U	3178	IXU22	5308	
6.0 HP - NSF 6A / 4 STROKE	04 > 07			0,6	XU20EPR-U	3178	IXU22	5308	
8 2 CYL. NS 8 B	87 > 02	W22FPR-U10	4168	1,0	W22FPR-U	4022	IWF22	5379	
8.0 HP - NS 8B / 2 STROKE	97 > 97			1,0	W22FPR-U	4022	IWF22	5379	
8.0 HP - NSF 8A / 4 STROKE	04 > 07			1,0	XU20EPR-U	3178	IXU22	5308	
9.8 HP - NS 9.8B / 2 STROKE	98 > 07			1,0	W22FPR-U	4022	IWF22	5379	
9.8 HP - NSF 9.8A / 4 STROKE	07 >			0,6	XU20EPR-U	3178	IXU22	5308	
9.9 HP - NS 9.9B	97 > 07			1,0	W22FSR	4024	IWF22	5379	
9.9 HP - NSF 9.9A / 4 STROKE	00 > 07			0,6	XU20EPR-U	3178	IXU22	5308	
9.9 HP - NSF 9.9B / 4 STROKE	04 > 07			0,6	XU20EPR-U	3178	IXU22	5308	
12 HP - NS 12C	04 > 07			1,0	W22FSR	4024	IWF22	5379	
15 HP - NS 15B	04 > 07			1,0	W22FSR	4024	IWF22	5379	
15 HP - NS 15C	97 > 99			1,0	W22FPR-U	4022	IWF22	5379	

# Spark Plugs










## Application Tables – Marine Outboard

		Standard				R		Alternative	
									
<b>NISSAN</b> <i>continued</i>									
15 HP - NS 15D	00 > 01			0,8	W22FPR-U	4022	IWF22	5379	
15 HP - NS 15D	04 > 07			1,0	W22FSR	4024	IWF22	5379	
15 HP - NSF 15A / 4 STROKE	04 > 07			0,6	XU20EPR-U	3178	IXU22	5308	
15 HP - NSF 15B / 4 STROKE	04 > 07			0,6	XU20EPR-U	3178	IXU22	5308	
18 HP - NS 18	97 > 99			1,0	W22FSR	4024	IWF22	5379	
18 HP - NS 18E	00 > 01			0,8	W22FPR-U	4022	IWF22	5379	
18 HP - NS 18E	04 > 07			1,0	W22FSR	4024	IWF22	5379	
18 HP - NSF 18B / 4 STROKE	04 > 07			0,6	XU20EPR-U	3178	IXU22	5308	
25 HP - NS 25C	97 > 07			0,8	W22FSR	4024	IWF22	5379	
25 HP - NSF 25A / 4 STROKE	04 > 07			0,6	XU20EPR-U	3178	IXU22	5308	
25 HP - NSF 25B / 4 STROKE	07 >			0,6	XU20EPR-U	3178	IXU22	5308	
30 HP - NS 30A	97 > 07			1,0	W22FSR	4024	IWF22	5379	
30 HP - NSF 30A / 4 STROKE	04 > 07			0,6	XU20EPR-U	3178	IXU22	5308	
30 HP - NSF 30B / 4 STROKE	07 >			0,6	XU20EPR-U	3178	IXU22	5308	
40 HP - NS 40C	04 > 07			1,0	W22FSR	4024	IWF22	5379	
40 HP - NS 40D	97 > 06			0,8	W22FSR	4024	IWF22	5379	
40 HP - NS 40D2	07 >			0,8	W22FSR	4024	IWF22	5379	
40 HP - NSD 40A TLDI	04 > 07			1,1	KJ20CR-L11	3169	IK20	5304	
40 HP - NSD 40B TLDI	04 > 07			0,8					
50 HP - NS 50D	97 > 06			1,0	W24FSR-U10	6075	IWF24	5380	
50 HP - NS 50D2	07 >			1,0	W24FSR-U10	6075	IWF24	5380	
50 HP - NSD 50A TLDI	04 > 07			1,1	KJ20CR-L11	3169	IK20	5304	
50 HP - NSD 50B TLDI	04 > 07			0,8					
50 HP - W50B TLDI	04 > 07			0,8					
60 HP - NS 60C	04 > 07			1,0	W24FSR-U10	6075	IWF24	5380	
70 HP - NS 70B	97 > 99			1,0	W24FSR-U10	6075	IWF24	5380	
70 HP - NS 70C	00 > 07			1,0	W24FSR-U10	6075	IWF24	5380	
70 HP - NSD 70A TLDI	04 > 07			1,1	KJ20CR-L11	3169	IK20	5304	
70 HP - NSD 70B TLDI	07 >			1,1					
70 HP - NSD 70B TLDI	04 > 06			0,8					
90 HP - NS 90A	97 > 07			1,0	W24FSR-U10	6075	IWF24	5380	
90 HP - NSD 90A TLDI	04 > 07			1,1	KJ20CR-L11	3169	IK20	5304	
90 HP - NSD 90B TLDI	07			1,1					
90 HP - NSD 90B TLDI	04 > 06			0,8					
120 HP - NS 120A	97 > 07			1,0	W24FSR-U10	6075	IWF24	5380	
140 HP - NS 140A2	97 > 06			1,0	W24FSR-U10	6075	IWF24	5380	
<b>NORDEC-BOND</b>									
24		W20ES-U	3051	0,6	W20ESR-U	3057			
30		W20ES-U	3051	0,6	W20ESR-U	3057			
40		W20ES-U	3051	0,6	W20ESR-U	3057			
50		W20ES-U	3051	0,6	W20ESR-U	3057			
<b>PEERLESS</b>									
J5		W20M-US	6036	0,8	W20MR-U	6025			
J9		W14-U	6008	0,8					
<b>PIAGGIO</b>									
INDROGETTO		W22ES-U	3093	0,5	W22ESR-U	3098			
MOSCONE		W20S-U	3075	0,5	W20SR-U	3076			
<b>PUFFIN</b>									
75 / 105 / 105 DE LUXE		W20ES-U	3051	0,5	W20ESR-U	3057			
<b>SEA KING (Wards)</b>									
5.9 HP	79 > 80			0,6	W20PR-U	5046			
7.0 HP	69 >			0,9	W20PR-U	5046			
9.2 CU IN.	79 > 80			0,6	W20PR-U	5046			
<b>SEA-BEE</b>									
ALL MODELS	46 > 59	W20S-U	3075	0,8	W20SR-U	3076			
ALL MODELS	60 >	W22S-U	4027	0,8					
<b>SEACO</b>									
4.5	73 > 74			0,9	W16PR-U	3037			
5.5	75 >			0,9	W16PR-U	3037			
7.5	73 > 74			0,9	W16PR-U	3037			
15	73 > 74			0,9	W16PR-U	3037			
<b>SEAGULL</b>									
ALL 18MM TYPES		M17	5002	0,6					
ALL QL TYPES		W22ES-U	3093	0,6	W22ESR-U	3098			
ALL SPORT SERIE TYPES		W20FP-U	3068	0,6	W20FPR-U	3070	IWF20	5378	
CENTURY / SILVER CENTURY	80 >	M17	5002	0,5					
CENTURY PLUS / SILVER CENTURY PLUS	80 >	M17	5002	0,5					
FORTY FEATHERWEIGHT / 45	80 >	M17	5002	0,9					











		Standard				Alternative			
									
<b>SEAGULL <i>continued</i></b>									
FORTY MINUS / FEATHERWEIGHT	80 >	M17	5002	0,5					
FORTY PLUS / 55	80 >	M17	5002	0,5					
MODEL 90 / 102 / 110	80 >	M17	5002	0,9					
MODEL 102	80 >	M17	5002	0,5					
MODEL 125 / 170		W22ES-U	3093	0,6	W22ESR-U	3098			
QB SERIES CURLEW / OSPREY / KINGFISHER		W22ES-U	3093	0,6	W22ESR-U	3098			
SEAGULL 5 / 5R		W22ES-U	3093	0,6	W22ESR-U	3098			
SILVER CENTURY PLUS / 80	80 >	M17	5002	0,9					
<b>SEA-KING</b>									
3.5	64 > 70	W16LS	3035	0,8					
3.5	79 > 80	W20M-US	6036	0,6	W20MR-U	6025			
5	69 >	W20S-U	3075	0,9	W20SR-U	3076			
5.8	64 > 70	W16LS	3035	0,8					
5.9	79 > 80			0,6	W16PR-U	3037			
6	67 > 71	W16LS	3035	0,8					
7	69 >			0,9	W16PR-U	3037			
7.5 9.2 CU.IN	79 > 80			0,6	W16PR-U	3037			
9	64 > 65	W16LS	3035	0,8					
9.2	66 > 69	W22S-U	4027	0,8					
<b>SEARS</b>									
1.2 HP - 585120				0,6	W20SR-U	3076			
1.2 HP - 585121				0,6	W20SR-U	3076			
1.2585122		W20M-US	6036	0,6	W20MR-U	6025			
1.2585120 / 585121		W20S-U	3075	0,6	W20SR-U	3076			
3.0 HP - 58540				0,8	W20PR-U	5046			
3.0 HP - 58541				0,8	W20PR-U	5046			
3.0 HP - 58543				0,8	W20PR-U	5046			
3.0 HP - 58544				0,8	W20PR-U	5046			
3.0 HP -585210				0,8	W20PR-U	5046			
3.0 HP -585211				0,8	W20PR-U	5046			
3.0 HP -585220				0,8	W20PR-U	5046			
3.5 HP - 58542				0,9	W20PR-U	5046			
3.5 HP - 58550				0,9	W20PR-U	5046			
3.5 HP - 58560				0,9	W20PR-U	5046			
3.55851		W20S-U	3075	0,9	W20SR-U	3076			
3.5585230 / 585240 / 585241 / 585280				0,8	W16PR-U	3037			
3.558528				0,8	W16PR-U	3037			
3.558542 / 58550 / 58560 / 59862				0,9	W16PR-U	3037			
3.559501 / 59900		W20M-US	6036	0,8	W20MR-U	6025			
3.559860 / 59861		W20S-U	3075	0,9	W20SR-U	3076			
3.5599		W20M-US	6036	0,8	W20MR-U	6025			
3.56003 / 60020 / 60030		W16LS	3035	0,8					
3.56091 / 6094		W20M-US	6036	0,8	W20MR-U	6025			
3.6 HP - 58513				0,9	W20PR-U	5046			
3.6 HP - 58514				0,9	W20PR-U	5046			
3.658511 / 58512		W20S-U	3075	0,8	W20SR-U	3076			
3.658513 / 58514				0,9	W16PR-U	3037			
3.66001 / 60000		W16LS	3035	0,8					
4.0 HP -585270				0,8	W20PR-U	5046			
4.559460 / 59461 / 59462 / 59463 / 59564				0,9	W16PR-U	3037			
4.858970 / 58971				0,9	W16PR-U	3037			
5.559430 / 59431 / 59432				0,9	W16PR-U	3037			
5.559433 / 59980 / 585710				0,9	W16PR-U	3037			
7.5585810 / 585811 / 585830				0,8	W16PR-U	3037			
7.5585831 / 585840 / 585850				0,8	W16PR-U	3037			
7.5585870 / 585880 / 585910				0,9	W16PR-U	3037			
7.5585911 / 585921 / 585930				0,8	W16PR-U	3037			
7.5585931 / 585932 / 586110				0,8	W16PR-U	3037			
7.558820 / 58821 / 58850 / 58880				0,9	W16PR-U	3037			
7.558881 / 58882 / 58890 / 58891				0,9	W16PR-U	3037			
7.559450 / 59490 / 59491 / 595890				0,9	W16PR-U	3037			
7.560070 / 60090 / 60100		W16LS	3035	0,8					
7.56008 / 6010 / 6012		W16LS	3035	0,8					
9.9586240 / 58710 / 58711				0,8	W16PR-U	3037			
9.9586210 / 586211				0,9	W16PR-U	3037			
9.9586220 / 586230 / 586231				0,8	W16PR-U	3037			
10.5 HP - 58720				0,8	W20PR-U	5046			
10.5 HP - 58721				0,8	W20PR-U	5046			

# Spark Plugs

## Application Tables – Marine Outboard










		Standard				Alternative		
								
<b>SEARS continued</b>								
10.558720 / 58721				0,9	W16PR-U	3037		
14.16013 / 60140 / 60150		W20S-U	3075	0,8	W20SR-U	3076		
15 HP - 58760				0,8	W20PR-U	5046		
15 HP - 58761				0,8	W20PR-U	5046		
15 HP -586310				0,8	W20PR-U	5046		
15 HP -586311				0,8	W20PR-U	5046		
15 HP -586320				0,8	W20PR-U	5046		
15 HP - 586330				0,8	W20PR-U	5046		
15 HP -586331				0,8	W20PR-U	5046		
15 HP -586340				0,8	W20PR-U	5046		
27.76033 / 6035		W20S-U	3075	0,8	W20SR-U	3076		
43.76044 / 6045 / 6050 / 6051		W20S-U	3075	0,8	W20SR-U	3076		
75.26070 / 6071		W20S-U	3075	0,8	W20SR-U	3076		
75.26076 / 6077		W22S-U	4027	0,8				
66004 / 6005 / 60060		W16LS	3035	0,8				
125927		W16LS	3035	0,8				
146015		W20S-U	3075	0,8	W20SR-U	3076		
258241 / 58250		W14-U	6008	0,8				
286037 / 6038 / 60340 / 60360		W20S-U	3075	0,8	W20SR-U	3076		
355941		W22S-U	4027	0,8				
358540 / 58541 / 58543 / 58544				0,9	W16PR-U	3037		
456056 / 6057 / 6058		W20S-U	3075	0,8	W20SR-U	3076		
458580 / 585250 / 585270				0,8	W16PR-U	3037		
558520 / 58960 / 58961		W20S-U	3075	0,9	W20SR-U	3076		
558521 / 58610 / 58620				0,8	W16PR-U	3037		
558962 / 58990 / 58991 / 58992				0,9	W16PR-U	3037		
559310 / 59311 / 59673 / 59680				0,9	W16PR-U	3037		
559520 / 59670 / 59671 / 59672		W20S-U	3075	0,9	W20SR-U	3076		
559673 / 59680				0,9	W16PR-U	3037		
756078 / 60740 / 60750		W22S-U	4027	0,8				
758530 / 58531 / 58532				0,9	W16PR-U	3037		
758870 / 59440 / 59480				0,8	W16PR-U	3037		
1558760 / 58761 / 586310 / 586311				0,9	W16PR-U	3037		
2860370 / 60380		W22S-U	4027	0,8				
3585210 / 585211 / 585220				0,9	W16PR-U	3037		
4560540 / 60550		W22S-U	4027	0,8				
5585410 / 585411 / 585420				0,9	W16PR-U	3037		
5585430 / 585431 / 585440 / 585441				0,8	W16PR-U	3037		
5585460 / 585470				0,8	W16PR-U	3037		
7585860 / 585861 / 58830				0,9	W16PR-U	3037		
15586320 / 586330 / 586331 / 586340				0,8	W16PR-U	3037		
<b>SELVA</b>								
2.4 HP- ELBA 56CC				0,5	W20MPR-U10	6032		
5 HP - CAPRI 125CC				0,8	W20FPR-U	3070	IWF20	5378
5 HP- S115 / S115 SI				0,5	W20FPR-U	3070	IWF20	5378
8 HP - IZMIR 170CC				0,8	W20FPR-U	3070	IWF20	5378
8 HP - S165				0,5	W20FPR-U	3070	IWF20	5378
20 HP- RHODES 398CC				0,8	W20FPR-U	3070	IWF20	5378
20 HP - S405				0,5	W20FPR-U	3070	IWF20	5378
25 HP- ANTIBES 489CC				0,8	W20FPR-U	3070	IWF20	5378
25 HP- MAJORCA 489CC				0,8	W20FPR-U	3070	IWF20	5378
25 HP - S495				0,5	W20FPR-U	3070	IWF20	5378
123CC S 115 / 115 L / 115 SC / 115 SCL		W20FP-U	3068	0,5	W20FPR-U	3070	IWF20	5378
123CC S 135 / 135 SC		W20FP-U	3068	0,5	W20FPR-U	3070	IWF20	5378
170CC S 155 / 155 L		W20FP-U	3068	0,5	W20FPR-U	3070	IWF20	5378
170CC S 165 / 165 L		W20FP-U	3068	0,5	W20FPR-U	3070	IWF20	5378
260CC S 175 / 175 L		W20FP-U	3068	0,5	W20FPR-U	3070	IWF20	5378
260CC S 260 / 260 L		W20FP-U	3068	0,5	W20FPR-U	3070	IWF20	5378
398CC S 405 / 405 E		W20FP-U	3068	0,5	W20FPR-U	3070	IWF20	5378
489CC S 495 / E / L / EL / XS		W20FP-U	3068	0,5	W20FPR-U	3070	IWF20	5378
489CC S 505 / E / L / EL		W20FP-U	3068	0,5	W20FPR-U	3070	IWF20	5378
489CC S 525 / E / L / EL		W20FP-U	3068	0,5	W20FPR-U	3070	IWF20	5378
S 85 / 110 / 120 / 125 / 130		W20FP-U	3068	0,6	W20FPR-U	3070	IWF20	5378
S 170 / 250 / 350		W20FP-U	3068	0,6	W20FPR-U	3070	IWF20	5378
S 400 / 490		W22FP-U	4021	0,6	W22FPR-U	4022	IWF22	5379
<b>SELVA GEMINI</b>								
3		W20S-U	3075	0,5	W20SR-U	3076		
4.5		W20S-U	3075	0,5	W20SR-U	3076		












		Standard				Alternative			
									
<b>SELVA GEMINI</b> <i>continued</i>									
6		W20S-U	3075	0,5	W20SR-U	3076			
<b>SOLO</b>									
55		W27FS-U	4052	0,7	W27FSR	4054	IWF27	5381	
70		W27FS-U	4052	0,7	W27FSR	4054	IWF27	5381	
<b>SPIRIT</b>									
2SPIRIT2	77 > 81	W16FS-U	3034	0,6	W16FSR	3033			
3.5SPIRIT3.5	79 > 81	W20FP-U	3068	0,8	W20FPR-U	3070	IWF20	5378	
5SPIRIT5	78 > 81	W20FP-U	3068	0,8	W20FPR-U	3070	IWF20	5378	
<b>SPIRIT (Suzuki)</b>									
2.0 HP	77 > 81			0,6	W16FSR	3033			
3.5 HP	79 > 81			0,8	W20FPR-U	3070	IWF20	5378	
4.5 HP	76 > 77			0,7	W20FSR-U	6053	IWF22	5379	
5.0 HP	78 > 81			0,8	W20FPR-U	3070	IWF20	5378	
7.5 HP				0,7	W20FSR-U	6053	IWF22	5379	
8.0 HP	80 > 81			0,7	W20FPR-U	3070	IWF20	5378	
9.0 HP	76 > 81			0,7	W20FSR-U	6053	IWF22	5379	
16 HP	76 > 81			0,7	W22FSR	4024	IWF22	5379	
20 HP	76 > 81			0,7	W22FSR	4024	IWF22	5379	
25 HP	76 > 81			0,7	W22FSR	4024	IWF22	5379	
40 HP	80 > 81			0,9	W24FSR	4037	IWF24	5380	
50 HP	77 > 81			0,9	W24FSR	4037	IWF24	5380	
65 HP	77 > 81			0,9	W24FSR	4037	IWF24	5380	
85 HP	79 > 81			0,9	W24FSR	4037	IWF24	5380	
<b>SPRITE</b>									
J5		W20M-US	6036	0,8	W20MR-U	6025			
<b>SUZUKI</b>									
2 50CC DT 2	77 > 86	W14F-U	-	0,6	W14FR-U	4017			
2 50CC DT 2	86 > 96			0,7	W14FR-U	4017			
2.2 1 CYL.50CC DT 2.2	96 >			0,7	W16FSR	3033			
2.5 HP- DF2.5	06 > 09			---	U20FSR-U	4004	IUF22	5383	
3.5DT 3.5	79 > 94	W20FP-U	3068	0,7	W20FPR-U	3070	IWF20	5378	
4 1 CYL. 138CC DF 4	01 >			0,8	W20EPR-U	3047	IW20	5306	
4 1 CYL.90CC DT 4	94 > 98			0,7	W16FPR-U	4192	IWF16	5359	
4 90CC DT 4	85 >	W20FP-U	3068	0,7	W20FPR-U	3070	IWF20	5378	
4 90CC DT 4 / DT 4 J2	86 > 94	W16FP-U	4019	0,7	W16FPR-U	4192	IWF16	5359	
4.0 HP - DF4	03 > 04			0,8	W20EPR-U	3047	IW20	5306	
4.0 HP - DT4	88 > 98			0,7	W16FPR-U	4192	IWF16	5359	
5 1 CYL. 138CC DF 5	01 >			0,8	W20EPR-U	3047	IW20	5306	
5 1 CYL. DT 5Y	86 > 98			0,7	W16FPR-U	4192	IWF16	5359	
5 113CC DT 5	78 > 86	W20FP-U	3068	0,7	W20FPR-U	3070	IWF20	5378	
5DT 5	86 > 98			0,7	W20FSR-U	6053	IWF22	5379	
5.0 HP - DT5	99 > 00			0,7	W16FPR-U	4192	IWF16	5359	
5.0 HP - DT5Y - 1 CYL.	99 > 02			1,0	W22FPR-U	4022	IWF22	5379	
6 165CC DT 6	82 > 86	W20FP-U	3068	0,8	W20FPR-U	3070	IWF20	5378	
6.0 HP - DF6	03 > 04			0,8	W20EPR-U	3047	IW20	5306	
6.0 HP - DT6 - 2 CYL.	93 > 02			1,0	W20FSR-U	6053	IWF22	5379	
8 2 CYL. DT 8 C OIL INJECTION	02 >			0,9	W20FSR-U	6053	IWF22	5379	
8 165CC DT 8/ (NL DT 6+)	83 > 95	W20FP-U	3068	0,8	W20FPR-U	3070	IWF20	5378	
8 165CC DT 8/ (NL DT 6+)	95 > 02	W20FP-U	3068	0,8	W20FPR-U	3070	IWF20	5378	
8.0 HP - DF8AR	10 >			0,8	U20ESR-N	4221	IU20	5360	
8.0 HP - DT8C - 2 CYL.	93 > 97			1,0	W20FSR-U	6053	IWF22	5379	
9.9 2 CYL.302CC DF 9.9	94 >			0,9	XU20EPR-U	3178	IXU22	5308	
9.9 211CC DT 9.9	95 >			0,7	W22FSR	4024	IWF22	5379	
9.9 211CC DT 9.9 C	88 > 97			0,7	W20FSR-U	6053	IWF22	5379	
9.9 HP - DF9.9 - 2 CYL. 4 STROKE	96 > 04			0,9	XU20EPR-U	3178	IXU22	5308	
9.9 HP - DT9.9 - 2 CYL.	77 > 82			1,0	W22FSR	4024	IWF22	5379	
9.9 HP- DT9.9C - 2 CYL.	93 > 97			1,0	W20FSR-U	6053	IWF22	5379	
15 2 CYL.302CC DF 15	94 >			0,9	XU20EPR-U	3178	IXU22	5308	
15 284CC DT 15 C	89 > 97			0,7	W22FSR	4024	IWF22	5379	
15 HP - DF15 - 2 CYL. 4 STROKE	96 > 04			0,9	XU20EPR-U	3178	IXU22	5308	
15 HP- DT15C - 2 CYL.	92 > 97			1,0	W22FSR	4024	IWF22	5379	
25 3 CYL. DF 25	00 >			0,9	XU20EPR-U	3178	IXU22	5308	
25 543CC DT 25 C	89 > 98			0,7	W22FSR	4024	IWF22	5379	
25 HP - COM	10 >			---	U20FSR-U	4004	IUF22	5383	
25 HP - DF25 - 3 CYL. 4 STROKE	00 > 04			0,9	XU20EPR-U	3178	IXU22	5308	
25 HP - DT25C - 3 CYL.	93 > 95			1,0	W22FSR	4024	IWF22	5379	
25 HP - DT25C - 3 CYL.	96 > 00			1,0	W22FSR	4024	IWF22	5379	
30 3 CYL. DF 30	00 >			0,9	XU20EPR-U	3178	IXU22	5308	

# Spark Plugs










## Application Tables — Marine Outboard









		Standard			R		Alternative		
									
<b>SUZUKI</b> <i>continued</i>									
30 3 CYL.543CC DT 30 CR OIL INJECTION	96 >			1,0	W22FSR	4024	IWF22	5379	
30 543CC DT 30 C	89 > 98			0,7	W22FSR	4024	IWF22	5379	
30 HP - DF30 - 3 CYL. 4 STROKE	00 > 04			0,9	XU20EPR-U	3178	IXU22	5308	
30 HP - DT30C - 3 CYL.	93 > 95			1,0	W22FSR	4024	IWF22	5379	
30 HP - DT30C - 3 CYL.	96 > 98			1,0	W22FSR	4024	IWF22	5379	
35 HP- DT35	80 > 82			0,9	W24FSR	4037	IWF24	5380	
40 3 CYL. DF 40	00 >			0,9	XU20EPR-U	3178	IXU22	5308	
40 696CC DT 40 C	96 > 98			0,7	W24FSR	4037	IWF24	5380	
40 HP - DF40 - 3 CYL. 4 STROKE	99 > 10			0,9	XU20EPR-U	3178	IXU22	5308	
40 HP - DT40 - 2 CYL.	80 > 82			0,9	W24FSR	4037	IWF24	5380	
40 HP- DT40C - 2 CYL.	93 >			0,9	W24FSR	4037	IWF24	5380	
40 HP - DT40C - 2 CYL.	94 > 98			1,0	W24FSR-U10	6075	IWF24	5380	
40 HP- PU40 - 2 CYL.	93 >			0,9	W24FSR	4037	IWF24	5380	
40 HP - PU40 - 2 CYL.	94 > 95			1,0	W24FSR-U10	6075	IWF24	5380	
46 HP- DF46	05 > 08			0,8	W20EPR-U	3047	IW20	5306	
50 3 CYL. DF 50	00 >			0,9	XU20EPR-U	3178	IXU22	5308	
50DT 50 ACR	94 > 95			0,9	W24FSR	4037	IWF24	5380	
55 3 CYL. DT 55	98 >			0,7	W24FSR	4037	IWF24	5380	
55 HP - PU55 - 3 CYL.	94 > 95			1,0	W24FSR-U10	6075	IWF24	5380	
60 4 CYL. 1298CC DF 60 (EFI)	97 >			0,8	W20EPR-U	3047	IW20	5306	
65 3 CYL. DT 65	93 > 98			0,7	W24FSR	4037	IWF24	5380	
65 HP - DT65 - 3 CYL.	96 > 97			1,0	W24FSR-U10	6075	IWF24	5380	
70 4 CYL. 1298CC DF 70 (EFI)	97 >			0,8	W20EPR-U	3047	IW20	5306	
75 DT 75 TC	94 > 95			1,0	W24FSR-U10	6075	IWF24	5380	
80 HP - DF80A	09 > 10			0,9	XU20EPR-U	3178	IXU22	5308	
85 3-CYL. DT 85 MCOIL INJECTION	94 >			1,0	W24FSR-U10	6075	IWF24	5380	
85 HP- DT85 - 3 CYL.	93 >			0,9	W24FSR	4037	IWF24	5380	
85 HP - DT85 - 3 CYL.	94 > 00			1,0	W24FSR-U10	6075	IWF24	5380	
85 HP - PU85 - 3 CYL.	94 > 97			1,0	W24FSR-U10	6075	IWF24	5380	
90 HP - DF90 - 4 CYL. 4 STROKE	01 > 04			0,8	K20PR-U	3145			
90 HP - DF90A	09 > 10			0,9	XU20EPR-U	3178	IXU22	5308	
90 HP - DF90A	09 > 10			0,9	XU20EPR-U	3178	IXU22	5308	
90 HP- DT90 - V4	91 > 95			1,0	W24FSR-U10	6075	IWF24	5380	
99 HP - COM	10 >			0,8	U20ESR-N	4221	IU20	5360	
100 1419CC DT 100	90 >			1,0	W24FSR-U10	6075	IWF24	5380	
100 HP - DT100 - V4	89 > 90			1,0	W24FSR-U10	6075	IWF24	5380	
100 HP- DT100 - V4	91 > 95			1,0	W24FSR-U10	6075	IWF24	5380	
100 HP - DT100 - V4	96 > 00			1,0	W24FSR-U10	6075	IWF24	5380	
115 4 CYL. DF 115	00 >			0,8	K20PR-U	3145			
115 1773CC DT 115	81 > 95			0,7	W24FSR	4037	IWF24	5380	
115 1773CC DT 115	96 > 98			1,0	W24FSR-U10	6075	IWF24	5380	
115 1773CC DT 115 C	91 >			1,0	W24FSR-U10	6075	IWF24	5380	
115 HP - DF115 - 4 CYL. 4 STROKE	01 > 04			0,8					
115 HP- DT115 - 4 CYL.	91 > 97			1,0	W24FSR-U10	6075	IWF24	5380	
115 HP- DT115S EFI - 4 CYL.	96 > 01			1,0	W24FSR-U10	6075	IWF24	5380	
140 4 CYL. DF 140 / DF 140 Z	02 >			0,8	K20PR-U	3145			
140 1773CC DT 140	81 > 93			0,7	W24FSR	4037	IWF24	5380	
140 1773CC DT 140 C	91 >			0,7	W24FSR	4037	IWF24	5380	
140DT 140 TC	91 >			1,0	W24FSR-U10	6075	IWF24	5380	
140 HP - DF140 - 4 CYL. 4 STROKE	02 > 04			0,8					
140 HP- DT140 - 4 CYL.	96 >			1,0	W24FSR-U10	6075	IWF24	5380	
140 HP - DT140 - 4 CYL.	97 > 00			0,9	W24FSR	4037	IWF24	5380	
140 HP- DT140 EFI - 4 CYL.	97 > 01			1,0	W24FSR-U10	6075	IWF24	5380	
140 HP - PU140 - 4 CYL.	89 > 95			1,0	W24FSR-U10	6075	IWF24	5380	
140 HP - PU140 - 4 CYL.	96 > 97			1,0	W24FSR-U10	6075	IWF24	5380	
150DT 150 / DT 150 EPI	96 > 98			1,0	W24FSR-U10	6075	IWF24	5380	
150DT 150 C	98 >			1,0	W24FSR-U10	6075	IWF24	5380	
150 HP - DT150 EFI - V6	87 > 03			1,0	W24FSR-U10	6075	IWF24	5380	
150 HP - DT150 - V6	86 > 97			1,0	W24FSR-U10	6075	IWF24	5380	
150 HP- DT150S EFI - V6	87 > 03			1,0	W24FSR-U10	6075	IWF24	5380	
150 HP- DT150SS - V6	89 > 92			1,0	W24FSR-U10	6075	IWF24	5380	
150 V-6, 2693CCDT 150 S				0,7	W24FSR	4037	IWF24	5380	
175DT 175 (. / TC)	95 >			1,0	W24FSR-U10	6075	IWF24	5380	
175 HP - DT175 - V6	87 > 92			1,0	W24FSR-U10	6075	IWF24	5380	
200DT 200 (TC / V)	95 >			1,0	W24FSR-U10	6075	IWF24	5380	
200DT 200 / DT 200 EPI	91 >			1,0	W24FSR-U10	6075	IWF24	5380	
200DT 200 C / T / TC / V	91 >			1,0	W24FSR-U10	6075	IWF24	5380	
200 V-6 24V, 3314CC DF 200 / DF 200 Z (INJECTION)	03 >			0,8	K20PR-U	3145			

		Standard			Alternative			
								
<b>SUZUKI</b> <i>continued</i>								
225 HP - DF225 - V6	04 >			0,9				
225 HP - DT225 - V6	87 > 03			1,0	W24FSR-U10	6075	IWF24	5380
225 V-6, 2963CC, 2-STROKE DT 225 EPI	91 >			1,0	W24FSR-U10	6075	IWF24	5380
225 V-6 24V, 3314CC DF 225 / DF 225 Z (INJECTION)	03 >			0,8	K20PR-U	3145		
250 HP - DF250 - V6	04 >			1,0				
250 V-6 24V, 3314CC DF 250 / DF 250 Z (INJECTION)	03 >			0,8	K20PR-U	3145		
<b>TANAKA</b>								
1.2 HP - TOB 12	72 > 89			0,6	W20MR-U	6025		
1.2 HP - TOB 120	81 > 92			0,6	W20MR-U	6025		
1.2 HP - TOB 120	93 > 98			0,6	W20MR-U	6025		
1.75 HP - TOB 175	81 > 90			0,6	W20MR-U	6025		
2.5 HP - TOB 25	73 > 79			0,6	W20MR-U	6025		
3.0 HP - TOB 300	81 > 92			0,6	W20MR-U	6025		
3.0 HP - TOB 300	93 > 99			0,6	W20MR-U	6025		
5.5 HP - TOB 550	84 > 88			0,6	W22FPR-U	4022	IWF22	5379
5.5 HP - TOB 550L	84 > 88			0,6	W22FPR-U	4022	IWF22	5379
<b>TOHATSU</b>								
2.0 HP - MFS2.0A - 4 STROKE	07 >			0,6	XU20EPR-U	3178	IXU22	5308
2.5 HP - M2.5A	97 > 07			1,0	W20FPR-U10	3268	IWF20	5378
2.5 HP - M2.5B - 4 STROKE				0,6	XU20EPR-U	3178	IXU22	5308
3.5 HP - M3.5A - 4 STROKE	97 > 07			1,0	W20FPR-U10	3268	IWF20	5378
3.5 HP - M3.5B	97 > 07			1,0	W20FPR-U10	3268	IWF20	5378
3.5 HP - MFS3.5A - 4 STROKE	07 >			0,6	XU20EPR-U	3178	IXU22	5308
4.0 HP - MFS4A2 - 4 STROKE	04 > 08			0,6	XU20EPR-U	3178	IXU22	5308
4.0 HP - MFS4A - 4 STROKE	00 > 08			0,6	XU20EPR-U	3178	IXU22	5308
5.0 HP - M5B - 2 STROKE	97 > 07			1,0	W22FPR-U	4022	IWF22	5379
5.0 HP - M5BS - 2 STROKE	07 >			1,0	W22FPR-U	4022	IWF22	5379
5.0 HP - MFS5 - 4 STROKE				0,6	XU20EPR-U	3178	IXU22	5308
5.0 HP - MFS5A2 - 4 STROKE	04 > 07			0,6	XU20EPR-U	3178	IXU22	5308
5.0 HP - MFS5A - 4 STROKE	99 > 07			0,6	XU20EPR-U	3178	IXU22	5308
5M 5 B / -S				1,0	W22FPR-U	4022	IWF22	5379
6.0 HP - MFS6A2 - 4 STROKE	04 > 08			0,6	XU20EPR-U	3178	IXU22	5308
6.0 HP - MFS6A - 4 STROKE	04 > 08			0,6	XU20EPR-U	3178	IXU22	5308
8.0 HP - M8B	97 > 07			1,0	W22FPR-U	4022	IWF22	5379
8.0 HP - MSF8A - 4 STROKE	04 > 08			0,6	XU20EPR-U	3178	IXU22	5308
9.8 HP - M9.8B	00 > 07			1,0	W22FPR-U	4022	IWF22	5379
9.8 HP - MSF9.8A - 4 STROKE	04 > 08			0,6	XU20EPR-U	3178	IXU22	5308
9.9 HP - M9.9D2 - 2 STROKE				0,8	W22FSR	4024	IWF22	5379
9.9 HP - MFS9.9A - 4 STROKE	00 > 08			0,6	XU20EPR-U	3178	IXU22	5308
9.9 HP - MFS9.9B2 - 4 STROKE	04 > 08			0,6	XU20EPR-U	3178	IXU22	5308
9.9 HP - MFS9.9B - 4 STROKE	04 > 08			0,6	XU20EPR-U	3178	IXU22	5308
15 HP - M15B	07 >			0,8	W22FSR	4024	IWF22	5379
15 HP - M15D	97 > 99			0,8	W22FPR-U	4022	IWF22	5379
15 HP - M15D	00 > 01			0,8	W22FPR-U	4022	IWF22	5379
15 HP - MFS15A - 4 STROKE	00 > 07			0,6	XU20EPR-U	3178	IXU22	5308
15 HP - MFS15B2 - 4 STROKE	04 > 07			0,6	XU20EPR-U	3178	IXU22	5308
15 HP - MFS15B - 4 STROKE	04 > 07			0,6	XU20EPR-U	3178	IXU22	5308
15 HP - MFS15C - 4 STROKE				0,6	XU20EPR-U	3178	IXU22	5308
15 HP - MFS15D2 - 2 STROKE				0,8	W22FSR	4024	IWF22	5379
18 HP - M18C	07 >			0,8	W22FSR	4024	IWF22	5379
18 HP - M18E	96 > 99			0,8	W22FSR	4024	IWF22	5379
18 HP - M18E	00 > 01			0,8	W22FPR-U	4022	IWF22	5379
18 HP - MFS18B2 - 4 STROKE	04 > 08			0,6	XU20EPR-U	3178	IXU22	5308
18 HP - MFS18B - 4 STROKE	04 > 08			0,6	XU20EPR-U	3178	IXU22	5308
20 HP - MFS20C - 4 STROKE				0,6	XU20EPR-U	3178	IXU22	5308
25 HP - M25C2 - 2 STROKE				1,0	W22FPR-U	4022	IWF22	5379
25 HP - M25C3	97 > 07			0,8	W22FSR	4024	IWF22	5379
25 HP - M25C4	00 > 01			0,8	W22FSR	4024	IWF22	5379
25 HP - MFS25A & MFS25B - 4 STROKE	04 > 08			0,6	XU20EPR-U	3178	IXU22	5308
30 HP - M30A3	97 > 99			0,8	W22FSR	4024	IWF22	5379
30 HP - M30A4	00 > 07			0,8	W22FSR	4024	IWF22	5379
30 HP - MFS30A & MFS30B - 4 STROKE	04 > 07			0,6	XU20EPR-U	3178	IXU22	5308
35M 35A		W22FP-U	4021	0,6	W22FPR-U	4022	IWF22	5379
35M 35 B / M 35 C				1,0	W22FSR	4024	IWF22	5379
40 HP - M40C	07 >			0,8	W22FSR	4024	IWF22	5379
40 HP - M40D	97 > 06			0,8	W22FSR	4024	IWF22	5379
40 HP - M40D2	04 > 07			0,8	W22FSR	4024	IWF22	5379
40 HP - MD40A TLDI	04 > 07			1,1	KJ20CR-L11	3169	IK20	5304

# Spark Plugs

## Application Tables – Marine Outboard









		Standard			Alternative			
								
<b>TOHATSU <i>continued</i></b>								
40 HP - MD40B TLDI	04 > 08			0,8				
42 HP - MFS4A2 - 4 STROKE				0,6	XU20EPR-U	3178	IXU22	5308
50 HP - M50D	97 > 06			1,0	W24FSR-U10	6075	IWF24	5380
50 HP - M50D2	04 > 07			1,0	W24FSR-U10	6075	IWF24	5380
50 HP - MD50A TLDI	04 > 07			1,1	KJ20CR-L11	3169	IK20	5304
50 HP - MD50B TLDI	04 > 08			0,8				
50 HP- W50 TLDI	04 > 08			0,8				
52 HP - MFS5A2S - 4 STROKE				0,6	XU20EPR-U	3178	IXU22	5308
60 HP- M60A - 2 STROKE				1,0	W24FSR-U10	6075	IWF24	5380
60 HP - M60C	07 >			1,0	W24FSR-U10	6075	IWF24	5380
62 HP - MFS6A2S - 4 STROKE				0,6	XU20EPR-U	3178	IXU22	5308
70 HP - M70B	97 > 06			1,0	W24FSR-U10	6075	IWF24	5380
70 HP - M70C	00 > 07			1,0	W24FSR-U10	6075	IWF24	5380
70 HP - MD70A2 TLDI	04 > 08			1,1				
70 HP - MD70B TLDI	04 > 08			0,8				
75 HP- MD75C2 TLDI	10 >			0,8				
83 HP - MFS8A3 - 4 STROKE				0,6	XU20EPR-U	3178	IXU22	5308
90 HP - M90A	97 > 07			1,0	W24FSR-U10	6075	IWF24	5380
90 HP - MD90A2 TLDI	04 > 08			1,1				
90 HP - MD90A TLDI	04 > 08			1,1				
90 HP - MD90B TLDI	04 > 08			0,8				
90 HP- MD90C2 TLDI	10 >			0,8				
115 HP - M115A2	97 > 01			1,0	W24FSR-U10	6075	IWF24	5380
115 HP - M115A2	04 > 06			1,0	W24FSR-U10	6075	IWF24	5380
115 HP- MD115A - TLDI				0,8				
120 HP- M120A2	07 >			1,0	W24FSR-U10	6075	IWF24	5380
120 HP - M120A2	97 > 99			1,0	W24FSR-U10	6075	IWF24	5380
140 HP - M140A2	97 > 06			1,0	W24FSR-U10	6075	IWF24	5380
91234								
<b>TOMOS</b>								
4				0,8	W16PR-U	3037		
5 H.P.5 / TS4 / LAMO 06N				0,6	W22FSR	4024	IWF22	5379
5.5				0,8	W16PR-U	3037		
7.5				0,8	W16PR-U	3037		
18				1,0	W22FPR-U	4022	IWF22	5379
18E				1,0	W22FPR-U	4022	IWF22	5379
T10				0,6	W22FSR	4024	IWF22	5379
T18				0,6	W22FSR	4024	IWF22	5379
<b>TRITON</b>								
4.0 H.P.				0,8	W20PR-U	5046		
5.5 H.P.				0,8	W20PR-U	5046		
7.5 H.P.				0,8	W20PR-U	5046		
<b>VALMET</b>								
TERHI 3				0,7	W16PR-U	3037		
<b>VALMET OY</b>								
33				0,7	W16PR-U	3037		
5050		W16FP-U	4019	0,5	W16FPR-U	4192	IWF16	5359
3.53.5		W20S-U	3075	0,5	W20SR-U	3076		
<b>VIKING</b>								
3.5		W16LS	3035	0,8				
6		W16LS	3035	0,8				
9		W16LS	3035	0,8				
15		W16LS	3035	0,8				
20	67 >	W22S-U	4027	0,8				
35	67 >	W22S-U	4027	0,8				
<b>VOLVO PENTA</b>								
80	74 >	W16FS-U	3034	0,5	W16FSR	3033		
90		W16FS-U	3034	0,5	W16FSR	3033		
140 / 150 / 151 / 180 / 181		W16FS-U	3034	0,5	W16FSR	3033		
210 / 211 / 212		W16FS-U	3034	0,5	W16FSR	3033		
240 / 241		W22FP-U	4021	0,7	W22FPR-U	4022	IWF22	5379
242 / 243				0,6				
250 / 252	75 >	W22FP-U	4021	0,5	W22FPR-U	4022	IWF22	5379
310 / 311				0,6				
340 / 341 / 342				0,6				
390 / 391 / 392				0,6				
<b>VOYAGER</b>								
1VA / 1VB / 2VA / V2L / V2LL / V2N / V4GS		M17	5002	0,8				













		Standard				R		Alternative	
									
<b>VOYAGER</b> <i>continued</i>									
3.5	61 >	W20S-U	3075	0,8	W20SR-U	3076			
V3LGS / V3LLGS / V3NGS		W20S-U	3075	0,8	W20SR-U	3076			
V4LLGS / V4NGS / V6LLGS / V6NGS		W20S-U	3075	0,8	W20SR-U	3076			
<b>WIZARD</b>									
3.0 HP	76 >			0,8	W20PR-U	5046			
3.0 HP	70 > 74			0,8	W20PR-U	5046			
3.5 HP	70 > 74			0,8	W20PR-U	5046			
4.5 HP	75 > 76			0,8	W20PR-U	5046			
5.0 HP	70 > 74			0,9	W20PR-U	5046			
5.0 HP	77 > 81			0,8	W20PR-U	5046			
5.5 HP	75 > 76			0,8	W20PR-U	5046			
7.0 HP	70 > 74			0,9	W20PR-U	5046			
7.5 HP	70 > 76			0,8	W20PR-U	5046			
7.5 HP	77 > 81			0,8	W20PR-U	5046			
9.9 HP	70 > 76			0,8	W20PR-U	5046			
9.9 HP	77 > 78			0,8	W20PR-U	5046			
35 HP - OC3585				0,8					
<b>YAMAHA</b>									
2.5 1 CYL.197CC F 2.5	00 >			1,0	W20FSR-U	6053	IWF22	5379	
2.5 HP- F2.5 4 STROKE	03 > 05			0,6	W20FSR-U	6053	IWF22	5379	
2.5 HP- F2.5 MSH	06 > 10			0,6	W20FSR-U	6053	IWF22	5379	
4 1 CYL. 112CC F 4 /-A	97 >			0,7	W20FSR-U	6053	IWF22	5379	
4.0 HP - F4 1 CYL. 4 STROKE	99 > 05			0,6	W20FSR-U	6053	IWF22	5379	
6 2 CYL.197CC F 6 /-A	00 >			0,9	W20FSR-U	6053	IWF22	5379	
8 2 CYL. 232CC F 8(A / AEM / AM)				0,6	U16FSR-U	4171			
8 2 CYL. 232CC F 8(B / BE / BM)				0,6	U20FSR-U	4004	IUF22	5383	
8.0 HP - F8C, M	06 > 10			1,0	W20FSR-U	6053	IWF22	5379	
8.0 HP - T8	06 > 10			1,0	W20FSR-U	6053	IWF22	5379	
8.0 HP- T8 OHV 4 STROKE HIGH THRUST	01 > 05			1,0	W20FSR-U	6053	IWF22	5379	
9.0 HP- F9.9 2 CYL. OHC 4 STROKE STANDARD	05 >			0,9	X20EPR-U9	4125			
9.0 HP- F9.9 2 CYL. OHC 4 STROKE STANDARD	85 > 04			0,6	U20FSR-U	4004	IUF22	5383	
9.0 HP - F9.9 COLD CLIMATES 2 CYL. OHC 4 STROKE STANDARD	85 > 04			0,6					
9.0 HP- FT9.9 2 CYL. OHC 4 STROKE STANDARD	05 >			0,9	X20EPR-U9	4125			
9.0 HP- FT9.9 2 CYL. OHC 4 STROKE STANDARD	85 > 04			0,6	U20FSR-U	4004	IUF22	5383	
9.0 HP - FT9.9 COLD CLIMATES 2 CYL. OHC 4 STROKE STANDARD	85 > 04			0,6					
9.0 HP- T9.9 2 CYL. OHC 4 STROKE HIGH THRUST	05 >			0,9	X20EPR-U9	4125			
9.0 HP- T9.9 2 CYL. OHC 4 STROKE HIGH THRUST	85 > 04			0,6	U20FSR-U	4004	IUF22	5383	
9.0 HP - T9.9 COLD CLIMATES 2 CYL. OHC 4 STROKE HIGH THRUST	85 > 04			0,6					
9.9 2 CYL. 232CC, 4-STROKE F 9.9 (A)				0,6	U20FSR-U	4004	IUF22	5383	
9.9 2 CYL. 232CC F 9.9 (B / C) / FT 9.9 D (COLD CLIMATE / LOW LOAD = OPTION)				0,6	U16FSR-U	4171			
9.9 2 CYL. 232CC F 9.9 (B / C) / FT 9.9 D (STANDARD)				0,6	U20FSR-U	4004	IUF22	5383	
9.9 2 CYL. 246CC, 2-STROKE 9.9 F / 15 F	95 >			1,0	W22FSR	4024	IWF22	5379	
9.9 HP- F9.9D 2 CYL. 4 STROKE	05 >			0,9	U20FSR-U	4004	IUF22	5383	
9.9 HP- F9.9ELR, MLH, MSH	06 > 10			0,9	U20FSR-U	4004	IUF22	5383	
9.9 HP - F9.9ELR2, ELR2K	06 > 10			0,9	X20EPR-U9	4125			
9.9 HP- F9.9F	06 > 10			1,0	W20FSR-U	6053	IWF22	5379	
9.9 HP - F9.9MLH2, MLH2K	06 > 10			0,9	X20EPR-U9	4125			
9.9 HP - F9.9MSH2, MSH2K	06 > 10			0,9	X20EPR-U9	4125			
9.9 HP- T9.9D 2 CYL. 4 STROKE	05 >			0,9	U20FSR-U	4004	IUF22	5383	
9.9 HP - T9.9ELH, ELR, EXH	06 > 10			0,9	U20FSR-U	4004	IUF22	5383	
9.9 HP - T9.9ELH2, ELH2K	06 > 10			0,9	X20EPR-U9	4125			
9.9 HP - T9.9ELR2, ELR2K	06 > 10			0,9	X20EPR-U9	4125			
9.9 HP - T9.9EXH2, EXH2K	06 > 10			0,9	X20EPR-U9	4125			
15 2 CYL. 246CC, 2-STROKE 15 F	95 >			1,0	W22FSR	4024	IWF22	5379	
15 2 CYL. 323CC, 4-STROKE F 15 A	97 >			0,9	X20EPR-U9	4125			
15 HP - F15 2 CYL. 4 STROKE	98 > 04			0,9	X20EPR-U9	4125			
15 HP - F15C	06 > 10			0,9					
15 HP - F15E, M, P	06 > 10			0,9	X20EPR-U9	4125			
20 HP- C20 - 2 CYL.	96 >			0,6	W22FSR	4024	IWF22	5379	
20 HP- F20	06 > 10			0,9					
22 B	84 >	W16FS-U	3034	0,6	W16FSR	3033			
22 B	87 >	W16FS-U	3034	0,6	W16FSR	3033			
25 2 CYL. 498CC F 25 / F 25 A / F 25 B / F 25 T / T25	97 >			0,9	X20EPR-U9	4125			
25 HP- F25 2 CYL. OHC 4 STROKE	98 > 05			0,9	X20EPR-U9	4125			
25 HP- T25LA	06 > 10			0,9					
30 3 CYL. 747CC F 30 / F 30 A	00 >			0,9	X20EPR-U9	4125			
30 HP- F30 OHC 4 STROKE	01 > 05			0,9	X20EPR-U9	4125			



# Spark Plugs











## Application Tables — Marine Outboard

		Standard			R		Alternative	
								
<b>YAMAHA</b> <i>continued</i>								
30 HP - F30TLR	06 > 10			0,9	X20EPR-U9	4125		
40 3 CYL. 698CC 40 V	95 >			1,0	W22FSR	4024	IWF22	5379
40 3 CYL. 747CC F 40 / F 40 A / F40 B	00 >			0,9	X20EPR-U9	4125		
40 HP - F40 3 CYL. 4 STROKE	00 > 05			0,9	X20EPR-U9	4125		
40 HP - F40 4 CYL. 4 STROKE	99 >			0,9	X20EPR-U9	4125		
40 HP - F40J, L	06 > 10			0,9				
45F 45	94 >			0,9	X20EPR-U9	4125		
50 2 CYL. 698CC 50 H / 50 HE / 50 HM	95 >			1,0	W24FSR-U10	6075	IWF24	5380
50 3 CYL. 849CC 50 G / 50H / 50 HE / 50 HM	95 >			1,0	W24FSR-U10	6075	IWF24	5380
50 4 CYL. 935CC F 50 A	94 >			0,9	X20EPR-U9	4125		
50 4 CYL. 935CC F 50 B/T50 / FT 50 (B, C) / F 50 F	96 >			0,9	X20EPR-U9	4125		
50 4 CYL. OHC F50STANDARD	95 > 99			0,9	X20EPR-U9	4125		
50 4 CYL. OHC T50HIGH THRUST	96 > 99			0,9	X20EPR-U9	4125		
50 HP - 3 CYL 2 STROKE	84 > 05			1,0	W24FSR-U10	6075	IWF24	5380
50 HP - C50 3 CYL.	98 >			1,0	W24FSR-U10	6075	IWF24	5380
50 HP- F50 (EFI) 4 CYL. 4 STROKE OHC STANDARD	05 >			0,9				
50 HP- F50 4 CYL. 4 STROKE OHC STANDARD	95 > 04			0,9	X20EPR-U9	4125		
50 HP - F50TLR	06 > 10			0,9				
50 HP- P50 3 CYL.	87 > 96			1,0	W24FSR-U10	6075	IWF24	5380
50 HP- T50 (EFI) 4 CYL. 4 STROKE OHC HIGH THRUST	05 >			0,9				
50 HP - T50 4 CYL. 4 STROKE OHC HIGH THRUST	95 > 04			0,9	X20EPR-U9	4125		
50 HP- T50LRD 4 CYL. 4 STROKE OHC HIGH THRUST	96 > 04			0,9				
50 HP - T50TLR	06 > 10			0,9				
60 3 CYL. 849CC 60 F /60 F...	95 >			1,0	W24FSR-U10	6075	IWF24	5380
60 4 CYL. 996CC F 60 / F 60 A / F 60 B /F 60 C	02 >			0,9	X20EPR-U9	4125		
60-7060 F / FEO / FO / FETO - 70 CE / ETO				1,0	W24FSR-U10	6075	IWF24	5380
60 HP- F60 (EFI) 4 STROKE	05 >			0,9				
60 HP- F60 4 STROKE	02 > 04			0,9	X16EPR-U9	4190		
60 HP- F60TJR, TLR	06 > 10			0,9				
60 HP- T60 (EFI) 4 STROKE	05 >			0,9				
60 HP- T60 4 STROKE	03 > 04			0,9	X16EPR-U9	4190		
60 HP - T60TLR	06 > 10			0,9				
70 HP- F70AE TL EFI 4 STROKE	10 >			0,9				
75 3 CYL. 1140CC 75 C	95 >			1,0	W24FSR-U10	6075	IWF24	5380
75 HP - F75 4 STROKE	03 > 05			1,1	K16HPR-U11	6076	IKH16	5343
75 HP- F75TLR	06 > 10			1,1	K16HPR-U11	6076	IKH16	5343
80 4 CYL. 1596CC F 80 / F 80 A / F 80 B	99 >			1,1	K16HPR-U11	6076	IKH16	5343
90 HP - F90 4 STROKE	03 > 05			1,1	K16HPR-U11	6076	IKH16	5343
90 HP- F90TJR, TLR, TXR	06 > 10			1,1	K16HPR-U11	6076	IKH16	5343
100 4 CYL. 1596CC F 100 / F 100 D	98 >			1,1	K16HPR-U11	6076	IKH16	5343
100 HP - F100	99 > 02			1,1	K16HPR-U11	6076	IKH16	5343
115 4 CYL. 1741CC F 115 / F 115 A	98 >			1,1	K20HR-U11	3381	IKH20	5344
115 HP- 115 / P115 V4 - 1.7L	84 > 05			1,0	W24FSR-U10	6075	IWF24	5380
115 HP- 115TJR V4 - 1.7L	87 > 97			1,0	W24FSR-U10	6075	IWF24	5380
115 HP- 115TLR, TXR	06 > 10			1,0	W24FSR-U10	6075	IWF24	5380
115 HP - B115 V4 - 1.7L	98 > 99			1,0	W24FSR-U10	6075	IWF24	5380
115 HP - C115 V4 - 1.7L	91 > 00			1,0	W24FSR-U10	6075	IWF24	5380
115 HP- F115 - V4 - 1.7L	00 > 05			1,1	K20HR-U11	3381	IKH20	5344
115 HP- F115 V4 - 1.7L	00 > 05			1,1	K20HR-U11	3381	IKH20	5344
115 HP - F115TJR, TLR, TXR	06 > 10			1,1	K20HR-U11	3381	IKH20	5344
115 HP- LF115 - V4 - 1.7L	00 > 05			1,1	K20HR-U11	3381	IKH20	5344
115 HP- LF115 V4 - 1.7L	00 > 05			1,1	K20HR-U11	3381	IKH20	5344
115 HP - LF115TXR	06 > 10			1,1	K20HR-U11	3381	IKH20	5344
115 HP - P115 V4 - 1.7L	93 > 96			1,0	W24FSR-U10	6075	IWF24	5380
115 HP - S115 V4 - 1.7L	84 > 99			1,0	W24FSR-U10	6075	IWF24	5380
130 HP - 130 V4 - 1.7L	88 > 04			1,0	W27FSR-U10	6055	IWF27	5381
130 HP - L130 V4 - 1.7L	89 > 01			1,0	W27FSR-U10	6055	IWF27	5381
130 HP - S130 V4 - 1.7L	88 > 99			1,0	W27FSR-U10	6055	IWF27	5381
150 HP - 150 V6 - 2.6L	84 > 87			1,0	W22FSR	4024	IWF22	5379
150 HP - 150 V6 - 2.6L	88 > 95			1,0	W24FSR-U10	6075	IWF24	5380
150 HP - 150 V6 - 2.6L	96 > 04			1,0	W22FSR	4024	IWF22	5379
150 HP- 150TJR V6 - 2.6L	96 > 97			1,0	W22FSR	4024	IWF22	5379
150 HP - 150TXR	06 > 10			1,0	W22FSR	4024	IWF22	5379
150 HP- C150 V6 - 2.6L	96 >			1,0	W22FSR	4024	IWF22	5379
150 HP - C150 V6 - 2.6L	97 > 99			1,0	W24FSR-U10	6075	IWF24	5380
150 HP - D150 V6 - 2.6L	97 > 99			1,0	W24FSR-U10	6075	IWF24	5380
150 HP- DX150 V6 - 2.6L	99 > 05			1,0	W22FSR	4024	IWF22	5379
150 HP - F150 - 4 STROKE	04 > 05			1,1	K16HPR-U11	6076	IKH16	5343

		Standard			R 			Alternative 		
										
<b>YAMAHA continued</b>										
150 HP - F150 - 4 STROKE	04 > 05			1,1	K16HPR-U11	6076	IKH16	5343		
150 HP - F150TJR, TLR, TXR	06 > 10			1,1	K16HPR-U11	6076	IKH16	5343		
150 HP - V150 V6 - 2.6L	99 > 05			1,0	W22FSR	4024	IWF22	5379		
150 HP - V150TLR	06 > 10			1,0	W22FSR	4024	IWF22	5379		
150 HP - L150 V6 - 2.6L	86 > 87			1,0	W22FSR	4024	IWF22	5379		
150 HP - L150 V6 - 2.6L	88 > 95			1,0	W24FSR-U10	6075	IWF24	5380		
150 HP - L150 V6 - 2.6L	96 > 99			1,0	W22FSR	4024	IWF22	5379		
150 HP - LF150 V6 - 2.6L	04 > 05			1,1	K16HPR-U11	6076	IKH16	5343		
150 HP - LF150TXR	06 > 10			1,1	K16HPR-U11	6076	IKH16	5343		
150 HP - LX150 V6 - 2.6L	99 > 04			0,6	W22FSR	4024	IWF22	5379		
150 HP - LZ150 V6 - 2.6L	02 > 05			---	K20TXR	5063	IK20	5304		
150 HP - LZ150TX HPDI (→800554) HPDI	00 > 01			1,1	K20PR-U11	3121	IK20	5304		
150 HP - LZ150TX HPDI (800555→) HPDI	01 >			---	K20TXR	5063	IK20	5304		
150 HP - LZ150TXR	06 > 10			---	K20TXR	5063	IK20	5304		
150 HP - P150 V6 - 2.6L	86 > 95			1,0	W24FSR-U10	6075	IWF24	5380		
150 HP - P150 V6 - 2.6L	96 > 99			1,0	W22FSR	4024	IWF22	5379		
150 HP - PX150 V6 - 2.6L	99 >			0,6	W22FSR	4024	IWF22	5379		
150 HP - S150 V6 - 2.6L	94 > 99			1,0	W22FSR	4024	IWF22	5379		
150 HP - SX150 V6 - 2.6L	99 > 04			1,0	W22FSR	4024	IWF22	5379		
150 HP - VX150 V6 - 2.6L	00 > 05			1,0	W22FSR	4024	IWF22	5379		
150 HP - VZ150 HPDI	02 > 05			---	K20TXR	5063	IK20	5304		
150 HP - VZ150T HPDI (→ 800711) HPDI	00 > 01			1,1	K20PR-U11	3121	IK20	5304		
150 HP - VZ150T HPDI (800712→) HPDI	01 >			---	K20TXR	5063	IK20	5304		
150 HP - VZ150TLR	06 > 10			---	K20TXR	5063	IK20	5304		
150 HP - Z150TL HPDI	02 > 05			---	K20TXR	5063	IK20	5304		
150 HP - Z150TL HPDI (→800452) HPDI	00 > 01			1,1	K20PR-U11	3121	IK20	5304		
150 HP - Z150TL HPDI (800453→) HPDI	01 >			---	K20TXR	5063	IK20	5304		
150 HP - Z150TX HPDI (→851535) HPDI	00 > 01			1,1	K20PR-U11	3121	IK20	5304		
150 HP - Z150TX HPDI (851536→) HPDI	01 >			---	K20TXR	5063	IK20	5304		
150 HP - Z150TXR	06 > 10			---	K20TXR	5063	IK20	5304		
150 V-62596CC Z 150HDPI	00 > 01			1,1	K20PR-U11	3121	IK20	5304		
150 V-62596CC Z 150HDPI	01 >			1,0	K20TNR-S	0	IK20	5304		
175 HP - V6 - 2.6L	84 > 00			1,0	W24FSR-U10	6075	IWF24	5380		
175 HP - V175 V6 - 2.6L	00 >			1,0	W24FSR-U10	6075	IWF24	5380		
175 HP - P175 V6 - 2.6L	94 > 99			1,0	W24FSR-U10	6075	IWF24	5380		
175 HP - S175 / T175 / P175 V6 - 2.6L	94 > 99			1,0	W24FSR-U10	6075	IWF24	5380		
175 HP - S175 V6 - 2.6L	99 >			1,0	W24FSR-U10	6075	IWF24	5380		
175 HP - VZ175TL HPDI (800105→TO 800201) HPDI	01 >			1,1	K22PR-U11	3192	IK22	5310		
175 HP - VZ175TL HPDI (800202→) HPDI	01 >			---	K22TNR-S	3197	IK22	5310		
175 HP - VZ175TLR	06 > 10			---	K22TNR-S	3197	IK22	5310		
175 HP - Z175TXR	06 > 10			---	K22TNR-S	3197	IK22	5310		
175 V-62596CC Z 175HDPI	00 > 01			1,1	K22PR-U11	3192	IK22	5310		
175 V-62596CC Z 175HDPI	01 >			1,0	K22TNR-S	3197	IK22	5310		
200 HP - 200 / L200 / S200 V6 - 2.6L	84 > 99			1,0	W24FSR-U10	6075	IWF24	5380		
200 HP - 200TJR V6 - 2.6L	87 > 95			1,0	W24FSR-U10	6075	IWF24	5380		
200 HP - F200 4 STROKE	02 > 05			1,1	K16HPR-U11	6076	IKH16	5343		
200 HP - F200TXR	06 > 10			1,1	K16HPR-U11	6076	IKH16	5343		
200 HP - V200 V760 EFI V6 - 2.6L	98 > 99			1,0	W24FSR-U10	6075	IWF24	5380		
200 HP - LF200	02 > 05			1,1	K16HPR-U11	6076	IKH16	5343		
200 HP - LF200TXR	06 > 10			1,1	K16HPR-U11	6076	IKH16	5343		
200 HP - LX200 V6 - 2.6L	99 > 01			1,0	W24FSR-U10	6075	IWF24	5380		
200 HP - LZ200	02 > 05			---	K22TNR-S	3197	IK22	5310		
200 HP - LZ200TX HPDI (2000→100874) HPDI	00 > 01			1,1	K22PR-U11	3192	IK22	5310		
200 HP - LZ200TX HPDI (100875→) HPDI	01 >			---	K22TNR-S	3197	IK22	5310		
200 HP - LZ200TXR	06 > 10			---	K22TNR-S	3197	IK22	5310		
200 HP - P200 V6 - 2.6L	91 > 95			1,0	W27FSR-U10	6055	IWF27	5381		
200 HP - P200 V6 - 2.6L	96 > 99			1,0	W24FSR-U10	6075	IWF24	5380		
200 HP - SX200 V6 - 2.6L	99 > 05			1,0	W24FSR-U10	6075	IWF24	5380		
200 HP - VX200D V6 - 3.3L	05 >			1,0	W24FSR-U10	6075	IWF24	5380		
200 HP - VX200 V6 - 3.1L	00 > 05			1,0	W24FSR-U10	6075	IWF24	5380		
200 HP - VZ200 V6 - 2.6L	00 > 04			---	K22TNR-S	3197	IK22	5310		
200 HP - VZ200 V6 - 3.3L	05 >			---	K20TXR	5063	IK20	5304		
200 HP - VZ200RTL, TLR	06 > 10			---	K20TXR	5063	IK20	5304		
200 HP - Z200	02 > 05			1,0	K22TNR-S	3197	IK22	5310		
200 HP - Z200TL HPDI (2000→150689) HPDI	00 > 01			1,1	K22PR-U11	3192	IK22	5310		
200 HP - Z200TL HPDI (150690→) HPDI	01 >			---	K22TNR-S	3197	IK22	5310		
200 HP - Z200TLR, TXR	06 > 10			---	K22TNR-S	3197	IK22	5310		
200 HP - Z200TX HPDI (2000→102420) HPDI	00 > 01			1,1	K22PR-U11	3192	IK22	5310		










# Spark Plugs

## Application Tables — Marine Outboard

		Standard			R			Alternative		
										
<b>YAMAHA continued</b>										
200 HP- Z200TX HPDI (102421 →) HPDI	01 >			---	K22TNR-S	3197	IK22	5310		
200 HP- Z200TX HPDI (102421 →) HPDI	01 >			---	K22TNR-S	3197	IK22	5310		
200L 200 AETO / BETO				1,0	W24FSR-U10	6075	IWF24	5380		
200 V-62596CC Z 200HDPI	00 > 01			1,1	K22PR-U11	3192	IK22	5310		
200 V-62596CC Z 200HDPI	01 >			1,0	K22TNR-S	3197	IK22	5310		
200 V-63352CC F 200 / F 200 A / L 200(V-6 24VEFI)	02 >			1,1	K16HPR-U11	6076	IKH16	5343		
220 HP - 220 V6 SPECIAL	84 > 86			1,0	W24FSR-U10	6075	IWF24	5380		
225 2600 CC 225	87 > 95			1,0	W27FSR-U10	6055	IWF27	5381		
225 2600 CC 225	96 > 97			1,0	W24FSR-U10	6075	IWF24	5380		
225 3100 CC 225 / S 225	94 > 96			1,0	W24FSR-U10	6075	IWF24	5380		
225 3100 CC 225 / S 225 / SL225 / SX 225	97 >			1,0	W27FSR-U10	6055	IWF27	5381		
225 HP- 225 / EXCEL RESISTOR REQUIRED V6 - 2.6L	87 > 95			1,0	W27FSR-U10	6055	IWF27	5381		
225 HP- 225X V6 - 3.1L	94 > 99			1,0	W27FSR-U10	6055	IWF27	5381		
225 HP- 225L 20" SHAFT ONLY V6 - 2.6L	94 > 98			1,0	W24FSR-U10	6075	IWF24	5380		
225 HP - F225TLR	06 > 10			1,1	K20HR-U11	3381	IKH20	5344		
225 HP - F225TUR, TXR	06 > 10			1,1	K16HPR-U11	6076	IKH16	5343		
225 HP - I225	94 > 95			1,0	W24FSR-U10	6075	IWF24	5380		
225 HP - V225 V760 EFI V6 - 3.1L	97 > 01			1,0	W27FSR-U10	6055	IWF27	5381		
225 HP - L225 V6 - 3.1L	94 > 99			1,0	W27FSR-U10	6055	IWF27	5381		
225 HP - LF225	02 > 05			1,1	K16HPR-U11	6076	IKH16	5343		
225 HP - LF225TUR, TXR	06 > 10			1,1	K16HPR-U11	6076	IKH16	5343		
225 HP - LX225	02 > 03			1,1	K16HPR-U11	6076	IKH16	5343		
225 HP - LX225 V6 - 3.1L	97 > 02			1,0	W27FSR-U10	6055	IWF27	5381		
225 HP - S225 V6 - 3.1L	94 > 99			1,0	W27FSR-U10	6055	IWF27	5381		
225 HP - SX225 V6 - 3.1L	97 > 02			1,0	W27FSR-U10	6055	IWF27	5381		
225 HP- VX225 V760 EFI V6 - 3.1L	97 > 04			1,0	W27FSR-U10	6055	IWF27	5381		
225 HP - VZ225	03 > 04			---	K20TXR	5063	IK20	5304		
225 HP - VZ225HTLR, TLR	06 > 10			---	K20TXR	5063	IK20	5304		
225 V-63352CC F 225 / F 225 A/L225	02 >			1,1	K16HPR-U11	6076	IKH16	5343		
250 HP- 250 / L250 V6 - 3.1L	90 > 95			1,0	W24FSR-U10	6075	IWF24	5380		
250 HP- F250	05 >			1,1	K16HPR-U11	6076	IKH16	5343		
250 HP- F250BTUR, BTXR	06 > 10			1,1	K20HR-U11	3381	IKH20	5344		
250 HP - F250TUR, TXR	06 > 10			1,1	K20HR-U11	3381	IKH20	5344		
250 HP- L250 / S250 V6 - 3.1L	97 > 99			1,0	W27FSR-U10	6055	IWF27	5381		
250 HP- LF250	05 >			1,1	K16HPR-U11	6076	IKH16	5343		
250 HP- LF250BTUR, BTXR	06 > 10			1,1	K20HR-U11	3381	IKH20	5344		
250 HP - LF250TUR, TXR	06 > 10			1,1	K20HR-U11	3381	IKH20	5344		
250 HP - LX250 V6 - 3.1L	97 > 03			1,0	W27FSR-U10	6055	IWF27	5381		
250 HP - LZ250 / Z250 3.3L	03 > 05			---	K20TXR	5063	IK20	5304		
250 HP - LZ250TUR, TXR	06 > 10			---	K20TXR	5063	IK20	5304		
250 HP - S250 V6 - 3.1L	90 > 96			1,0	W24FSR-U10	6075	IWF24	5380		
250 HP - SX250 V6 - 3.1L	97 > 03			1,0	W27FSR-U10	6055	IWF27	5381		
250 HP - VX250 V6 - 3.1L	02 > 04			1,0	W27FSR-U10	6055	IWF27	5381		
250 HP - VZ250	03 > 05			---	K20TXR	5063	IK20	5304		
250 HP - VZ250FTLR, TLR	06 > 10			---	K20TXR	5063	IK20	5304		
250 HP - Z250TUR, Z250TXR	06 > 10			---	K20TXR	5063	IK20	5304		
250S/L 250/SX/LX 250	97 >			1,0	W27FSR-U10	6055	IWF27	5381		
250 V-62596CC Z 250 HDPI	01 >			1,1	K22TNR-S	3197	IK22	5310		
250VX 250	02 >			1,0	W27FSR-U10	6055	IWF27	5381		
300 HP - F300TUR, TXR	06 > 10			1,1	K20HR-U11	3381	IKH20	5344		
300 HP - LF300TUR, TXR	06 > 10			1,1	K20HR-U11	3381	IKH20	5344		
300 HP - LX300 / Z300 3.3L	04 > 05			---	K20TXR	5063	IK20	5304		
300 HP - LZ300TUR, TXR	06 > 10			---	K20TXR	5063	IK20	5304		
300 HP - VZ300	04 > 05			---	K20TXR	5063	IK20	5304		
300 HP - VZ300BTLR, LTR	06 > 10			---	K20TXR	5063	IK20	5304		
300 HP - Z300TUR, Z300TXR	06 > 10			---	K20TXR	5063	IK20	5304		
300 V-62596CC Z 300 HDPI	01 >			1,1	K22TNR-S	3197	IK22	5310		
350 HP - F350TUR, TXR	06 > 10			1,1	K20HR-U11	3381	IKH20	5344		
350 HP - LF350TUR, TXR	06 > 10			1,1	K20HR-U11	3381	IKH20	5344		
2525 Q	95 >			1,0	W24FSR-U10	6075	IWF24	5380		
3030 DETOL				1,0	W24FSR-U10	6075	IWF24	5380		
3030 G / C 30	95 >			1,0	W24FSR-U10	6075	IWF24	5380		
5555 B	90 >			1,0	W24FSR-U10	6075	IWF24	5380		
7070 B / BEO / BETO / BO / C / CE / ETO				1,0	W24FSR-U10	6075	IWF24	5380		
8080 A / AEO / AETO / AO				1,0	W24FSR-U10	6075	IWF24	5380		
8585 A / AE / AET				1,0	W24FSR-U10	6075	IWF24	5380		
9090 A / AEO / AETO / AO				1,0	W24FSR-U10	6075	IWF24	5380		
115115 B / BETO / C / CEO / CETO				1,0	W24FSR-U10	6075	IWF24	5380		

# Spark Plugs








## Application Tables – Marine Outboard










		Standard			R 	Alternative			
									
<b>YAMAHA</b> <i>continued</i>									
130130 B / 130 BETO (L130B)				1,0	W27FSR-U10	6055	IWF27	5381	
150150 C / CL(L150C)				1,0	W24FSR-U10	6075	IWF24	5380	
175175 A / AET / AETO / AO / B / BETO				1,0	W24FSR-U10	6075	IWF24	5380	
200200 B(L200B)				1,0	W24FSR-U10	6075	IWF24	5380	
200200 C	94 >			1,0	W27FSR-U10	6055	IWF27	5381	
220220 A / AET				1,0	W24FSR-U10	6075	IWF24	5380	
225225 / V225 / VX225	98 >			1,0	W27FSR-U10	6055	IWF27	5381	
225225 AETO				1,0	W24FSR-U10	6075	IWF24	5380	
225225 B / 225 G	94 >			1,0	W27FSR-U10	6055	IWF27	5381	
V6 EXCEL	87 > 89			1,0	W27FSR-U10	6055	IWF27	5381	
<b>ZÜNDAPP</b>									
304-03L5 / L6		W16FS-U	3034	0,4	W16FSR	3033			
304-04L5 / L6		W16FS-U	3034	0,4	W16FSR	3033			








# DENSO Marine Inboard















		Standard				R		Alternative	
									
<b>AERO MARINE</b>									
165CR	66 > 70	W20ES-U	3051	0,8	W20ESR-U	3057			
427 JET				0,8	T20PR-U	5035	ITF20	5331	
455 SERIES				0,9	W16PR-U	3037			
SERIES 240		W20S-U	3075	0,8	W20SR-U	3076			
SERIES 265	69 > 70	W20S-U	3075	0,8	W20SR-U	3076			
SERIES 265	71 >			0,8	T20PR-U	5035	ITF20	5331	
SERIES 304 / 360 JET		W20EP-U	3043	0,8	W20EPR-U	3047	IW20	5306	
SERIES 320	66 > 70	W20ES-U	3051	0,8	W20ESR-U	3057			
SERIES 320	71 >			0,8	T20PR-U	5035	ITF20	5331	
SERIES 350	66 > 70	W20ES-U	3051	0,8	W20ESR-U	3057			
SERIES 375	66 > 70	W20ES-U	3051	0,8	W20ESR-U	3057			
SERIES 375	70 > 71			1,1	T16PR-U	5025	ITF16	5330	
SERIES 454				0,8	T20PR-U	5035	ITF20	5331	
SERIES 455	71 >			0,8	T20PR-U	5035	ITF20	5331	
SERIES 482		W20EP-U	3043	0,8	W20EPR-U	3047	IW20	5306	
<b>ALBIN</b>									
0-1L NO.1948>		W20FS-U	3073	0,6	W20FSR-U	6053	IWF22	5379	
2000 V-1		W20FS-U	3073	0,6	W20FSR-U	6053	IWF22	5379	
A-4 / A-6		W20FS-U	3073	0,7	W20FSR-U	6053	IWF22	5379	
A-6 SP / 2000 SP		W20FS-U	3073	0,7	W20FSR-U	6053	IWF22	5379	
AL23		W20ES-U	3051	0,8	W20ESR-U	3057			
E4		MW17	5088	0,8					
E5		MW17	5088	0,8					
G-6B		MW17	5088	0,8					
O-1 ENG. NO.18965 -->		M17	5002	0,7					
O-2 ENG. NO.15826 -->		M17	5002	0,7					
O-4 / O-4SP ENG. NO.19325 -->		M17	5002	0,7					
O-11 / O-21 / O-41 / AL 22 / E4-E6		M17	5002	0,7					
O-41 / 0411 / T-4 / O-6B / G-6		M17	5002	0,7					
S-4 / A4 / T1500 SPEZIAL / 2000V-1		W20FS-U	3073	0,7	W20FSR-U	6053	IWF22	5379	
<b>AMECO</b>									
302 FORD ENGINE				0,8	MA20PR-U	5013			
351 W CID FORD ENGINE				0,8	MA20PR-U	5013			
<b>AMERICAN CHALLENGER</b>									
EAGLE 400				0,5	T20PR-U	5035	ITF20	5331	
EAGLE 600				0,5	T20PR-U	5035	ITF20	5331	
EAGLE 800				0,5	T20PR-U	5035	ITF20	5331	
<b>ATOMIC</b>									
5 MODEL 1		W20S-U	3075	0,9	W20SR-U	3076			
10 MODEL 2		W20S-U	3075	0,9	W20SR-U	3076			
18MM HEADS		M17	5002	0,6					
30 MODEL 4		W20S-U	3075	0,9	W20SR-U	3076			
35 / 55 / 75 / 3000 14MM HEADS		W20ES-U	3051	0,6	W20ESR-U	3057			
CHIEF / HEALEY / SKIPPER 14MM HEADS		W20ES-U	3051	0,6	W20ESR-U	3057			
<b>AUSTIN</b>									
CHIEF - Ø 14MM				0,6	W20ESR-U	3057			
HEALEY 35				0,6	W20ESR-U	3057			
HEALEY 55				0,6	W20ESR-U	3057			
HEALEY 75				0,6	W20ESR-U	3057			
HEALEY 3300				0,6	W20ESR-U	3057			
Ø 18 MM		M17	5002	0,6					
SKIPPER				0,6	W20ESR-U	3057			
<b>B.L.M.C.</b>									
110 VENDETTE		W20ES-U	3051	0,6	W20ESR-U	3057			
850 SEA PRINCE 2912CC		W20EP-U	3043	0,6	W20EPR-U	3047	IW20	5306	
950		W20ES-U	3051	0,6	W20ESR-U	3057			
950 , 1678 , 3000 CC.		W20ES-U	3051	0,6	W20ESR-U	3057			
1622 NAVIGATOR	59 >	W20ES-U	3051	0,6	W20ESR-U	3057			
1678 (300)		W20ES-U	3051	0,6	W20ESR-U	3057			
<b>BARR</b>									
6 CYL.	67 > 70			0,8	W16PR-U	3037			
6 CYL.	70 >			0,9	W20PR-U	5046			
194 C.I.D. 6 CYL.	70 > 74	W16EP-U	3018	0,9	W16EPR-U	3021	IW16	5305	
230 C.I.D. 6 CYL.	62 > 69	W16EP-U	3018	0,9	W16EPR-U	3021	IW16	5305	
250 C.I.D. 6 CYL.	62 > 69	W20EP-U	3043	0,9	W20EPR-U	3047	IW20	5306	
250 C.I.D. 6 CYL.	70 > 74			0,9	T16PR-U	5025	ITF16	5330	
283 C.I.D. 6 CYL.	55 > 67			0,9	W16PR-U	3037			
292 C.I.D. 6 CYL.	63 > 69	W20ES-U	3051	0,9	W20ESR-U	3057			

		Standard				Alternative			
									
<b>BARR</b> <i>continued</i>									
302 C.I.D. 6 CYL.	67 > 69			0,9	W20PR-U	5046			
307 C.I.D. 6 CYL.	68 > 70			0,9	W16PR-U	3037			
307 C.I.D. 6 CYL.	71 > 73			0,9	T16PR-U	5025	ITF16	5330	
327 C.I.D. 6 CYL.	61 > 69	W20S-U	3075	0,9	W20SR-U	3076			
350 C.I.D.	68 > 70			0,8	W20PR-U	5046			
350 C.I.D.	68 > 70			0,8	W16PR-U	3037			
350 C.I.D.	71 > 74			1,0	W16PR-U	3037			
383 C.I.D.	60 > 71			0,9	W16PR-U	3037			
389 C.I.D.	60 > 67			0,9	W16PR-U	3037			
400 C.I.D.	67 > 71			0,9	W16PR-U	3037			
400 C.I.D. 6 CYL.	70 >			0,9	W16PR-U	3037			
400 C.I.D. 6 CYL.	71 > 74	T20P-U	5034	0,9	T20PR-U	5035	ITF20	5331	
413 C.I.D.	63 > 65			0,9	W16PR-U	3037			
413 C.I.D.	63 > 64			0,9	W16PR-U	3037			
421 C.I.D.	63 > 66			0,9	W20PR-U	5046			
429 C.I.D.	67 > 69			0,9	W20PR-U	5046			
440 C.I.D.	66 > 74			0,9	W16PR-U	3037			
455 C.I.D.	68 > 70			0,8	W16PR-U	3037			
455 C.I.D.	70 > 71			0,9	W16PR-U	3037			
455 C.I.D.	70 >			0,8	W16PR-U	3037			
455 C.I.D.	71 >			1,0	W14PR-U	6021			
455 C.I.D.	71 >			0,9	W14PR-U	6021			
455 C.I.D.	71 >			1,0	W16PR-U	3037			
455 C.I.D.	71 > 74			0,9	T16PR-U	5025	ITF16	5330	
455 C.I.D.	72 > 74			1,0	W14PR-U	6021			
455 C.I.D.	76 > 78			1,0	W14PR-U	6021			
BUICK 400CID	67 > 69			1,1	T16PR-U	5025	ITF16	5330	
BUICK 430CID	67 > 69			1,1	T16PR-U	5025	ITF16	5330	
CHEVROLET 194 CID	62 > 69	W16ES-U	3025	0,9	W16ESR-U	3110			
CHEVROLET 230 CID	70 >			1,1	T16PR-U	5025	ITF16	5330	
CHEVROLET 350 CID 2-BBL	67 > 70	T16P-U	5024	1,0	W16PR-U	3037	ITF16	5330	
CHEVROLET 350 CID 4-BBL	70 >	W16ES-U	3025	1,0	W16ESR-U	3110			
CHEVROLET 427 CID	71 > 72			0,9	T20PR-U	5035	ITF20	5331	
CHEVROLET 427 CID	73 > 80	T16P-U	5024	1,1	T16PR-U	5025	ITF16	5330	
CHEVROLET 454 CID	79 > 89			1,1	T16PR-U	5025	ITF16	5330	
PONTIAC 428 CID	67 > 69	W16EP-U	3018	1,0	W16PR-U	3037	IW16	5305	
<b>BAUDOIN</b>									
CR / H4 / LH / LK / LKL		W16LS	3035	0,6					
LA / LO3 / LO3H / LO / L		W14-U	6008	0,5					
VL3 / VL3F / VL3FT		W20S-U	3075	0,5	W20SR-U	3076			
<b>BERKELEY</b>									
302 CID FORD - Ø14MM	74 > 90			0,9	T20PR-U	5035	ITF20	5331	
302 CID FORD - Ø18MM	74 > 77			0,9	MA20PR-U	5013			
350 CID CHEVROLET	76 > 90			0,9	T20R-U	5038			
351 CID FORD - Ø14MM	74 > 90			0,9	T20PR-U	5035	ITF20	5331	
351 CID FORD - Ø18MM	74 > 77			0,9	MA20PR-U	5013			
454 CID GM BIG BLOCK	76 > 90			0,9	T16R-U	5038			
455 CID OLDSMOBILE	68 > 76			1,0	W16PR-U	3037			
460 CID FORD BIG BLOCK	76 > 90			0,9	T20PR-U	5035	ITF20	5331	
<b>BMW</b>									
		W24EP-U	4028	0,6	W24EPR-U	4136	IW24	5316	
		W20EP-U	3043	0,6	W20EPR-U	3047	IW20	5306	
117 2.0 86KW	78 > 87	W16EP-U	3018	0,7	W16EPR-U	3021	IW16	5305	
150 1.8 110KW	69 > 79	W20EP-U	3043	0,6	W20EPR-U	3047	IW20	5306	
156 2.0 115KW	69 > 79	W20EP-U	3043	0,6	W20EPR-U	3047	IW20	5306	
166 2.8 122KW	78 > 87	W16EP-U	3018	0,7	W16EPR-U	3021	IW16	5305	
185 3.2 136KW	78 > 87	W16EP-U	3018	0,7	W16EPR-U	3021	IW16	5305	
238 3.0 175KW	86 > 87	W16EP-U	3018	0,7	W16EPR-U	3021	IW16	5305	
272 3.5 200KW	86 > 87	W16EP-U	3018	0,7	W16EPR-U	3021	IW16	5305	
B130S		W16EP-U	3018	0,6	W16EPR-U	3021	IW16	5305	
B190S		W16EP-U	3018	0,6	W16EPR-U	3021	IW16	5305	
B220S		W16EP-U	3018	0,6	W16EPR-U	3021	IW16	5305	
B1901		W16EP-U	3018	0,6	W16EPR-U	3021	IW16	5305	
B2201		W16EP-U	3018	0,6	W16EPR-U	3021	IW16	5305	
G130S		W16EP-U	3018	0,6	W16EPR-U	3021	IW16	5305	
G190S		W16EP-U	3018	0,6	W16EPR-U	3021	IW16	5305	
G220S		W16EP-U	3018	0,6	W16EPR-U	3021	IW16	5305	
G1301		W16EP-U	3018	0,6	W16EPR-U	3021	IW16	5305	

		Standard			R		Alternative	
								
<b>BMW continued</b>								
G1901		W16EP-U	3018	0,6	W16EPR-U	3021	IW16	5305
G2201		W16EP-U	3018	0,6	W16EPR-U	3021	IW16	5305
<b>BOG MARIN</b>								
16 14MM HEADS		W20FS-U	3073	0,6	W20FSR-U	6053	IWF22	5379
16 18MM HEADS		M17	5002	0,6				
26		W20S-U	3075	0,6	W20SR-U	3076		
55 14MM HEADS		W20S-U	3075	0,6	W20SR-U	3076		
55 18MM HEADS		M17	5002	0,6				
<b>BOMBARDIER</b>								
373		M22	5003	0,5				
<b>BOMBARDIER (Sea-Doo)</b>								
150 SPEEDSTER 1494CC	07 > 09			0,7	XU24EPR-U	3180	IXU24	5309
180 CHALLENGER CS 1494CC	05 > 09			0,7	XU24EPR-U	3180	IXU24	5309
200 SPEEDSTER / TWIN 4-TEC 1494CC	06 > 09			0,7	XU24EPR-U	3180	IXU24	5309
205 UTOPIA 1494CC	08 > 09			0,7	XU24EPR-U	3180	IXU24	5309
230 CHALLENGER 1494CC	07 > 09			0,7	XU24EPR-U	3180	IXU24	5309
230 WAKE 1494CC	08 > 09			0,7	XU24EPR-U	3180	IXU24	5309
CHALLENGER CS 1494CC	06 > 06			0,7	XU24EPR-U	3180	IXU24	5309
CHALLENGER ROTAX 787 CC.				0,6	W24ESR	6068	IW24	5316
EXPLORER ROTAX 717CC				0,6	W24ESR	6068	IW24	5316
ISLANDIA 220 1494CC	06 > 07			0,7	XU24EPR-U	3180	IXU24	5309
ISLANDIA SE 1494CC	08 > 09			0,7	XU24EPR-U	3180	IXU24	5309
SPEEDSTER ROTAX 717CC				0,5	W24ESR	6068	IW24	5316
SPEEDSTER WAKE 1494CC	07 > 09			0,7	XU24EPR-U	3180	IXU24	5309
SPORTSER ROTAX 717CC				0,6	W24ESR	6068	IW24	5316
SPORTSTER 4-TEC 1494CC	06 >			0,7	XU24EPR-U	3180	IXU24	5309
SPORTSTER LE DI 947CC				0,9	KJ14CR-L11	3167	IK16	5303
SPORTSTER LE DI 1494CC	06 >			0,9	KJ14CR-L11	3167	IK16	5303
UTOPIA 205 1494CC	06 > 07			0,7	XU24EPR-U	3180	IXU24	5309
<b>BPM</b>								
127	62 > 78	W22EP-U	3085	0,6	W22EPR-U	3088	IW22	5307
140 157 / 181	62 > 87	W20EP-U	3043	0,6	W20EPR-U	3047	IW20	5306
144 3.0 L	62 > 88	W24EP-U	4028	0,6	W24EPR-U	4136	IW24	5316
235 5.7 L	63 > 87	W22EP-U	3085	0,6	W22EPR-U	3088	IW22	5307
265 5.7 L	63 > 80	W22EP-U	3085	0,6	W22EPR-U	3088	IW22	5307
375 8.0 L	68 > 80	W22EP-U	3085	0,6	W22EPR-U	3088	IW22	5307
380 450	68 > 80	W24EP-U	4028	0,6	W24EPR-U	4136	IW24	5316
460 570	92 >	W20EP-U	3043	0,6	W20EPR-U	3047	IW20	5306
570	72 > 91	W16EP-U	3018	0,5	W16EPR-U	3021	IW16	5305
620	72 > 91	W16EP-U	3018	0,5	W16EPR-U	3021	IW16	5305
750 620 SH	92 >			0,7				
1800L / LR / M / MR		W20S-U	3075	0,6	W20SR-U	3076		
3500LR / MR		W20S-U	3075	0,6	W20SR-U	3076		
<b>BRITISH SEAGULL</b>								
SD 110	79 > 81	M17	5002					
<b>BUEHLER</b>								
JETSTREAM 318 C.I.D				0,9	W20PR-U	5046		
JETSTREAM 428 C.I.D		W20ES-U	3051	0,9	W20ESR-U	3057		
<b>BURMEISTER &amp; WAIN</b>								
30 / 35 / 60 / 105 / 155 / 165		W20S-U	3075	0,6	W20SR-U	3076		
LH / LH MASTER (DUAL IGNITION)		W20S-U	3075	0,6	W20SR-U	3076		
LH SUPER / LH SUPER SPECIAL		W20S-U	3075	0,6	W20SR-U	3076		
<b>CHEVROLET</b>								
194 CID	62 > 69	W16EP-U	3018	0,9	W16EPR-U	3021	IW16	5305
<b>CHEVROLET</b>								
230, 250 C.I.D.	62 > 69	W16EP-U	3018	0,9	W16EPR-U	3021	IW16	5305
250 C.I.D.	70 > 74			0,9	T16PR-U	5025	ITF16	5330
283 C.I.D.	55 > 67			0,9	W16PR-U	3037		
292 C.I.D.	63 > 69	W20ES-U	3051	0,9	W20ESR-U	3057		
292 C.I.D.	70 > 74			0,9	T20PR-U	5035	ITF20	5331
302 C.I.D.	67 > 69			0,9	W20PR-U	5046		
307 C.I.D.	68 > 70			0,9	W16PR-U	3037		
307 C.I.D.	71 > 73			0,9	T20PR-U	5035	ITF20	5331
327 C.I.D.	61 > 69	W20S-U	3075	0,9	W20SR-U	3076		
350, 400 C.I.D.	71 > 74			0,9	T20PR-U	5035	ITF20	5331
350 C.I.D. 2 BBL	67 > 70			0,9	W16PR-U	3037		
350 C.I.D. 4 BBL	70 >			0,9	W20PR-U	5046		
400 C.I.D.	70 >			0,9	W16PR-U	3037		










		Standard			R			Alternative	
									
<b>CHEVROLET</b>									
427 CID	71 > 72			0,7					
427 CID	73 > 90			1,1	T16PR-U	5025	ITF16	5330	
454 CID	79 > 90			0,8	T20PR-U	5035	ITF20	5331	
<b>CHRIS-CRAFT</b>									
181 -->S/N 603191		W20ES-U	3051	0,9	W20ESR-U	3057			
181 S/N 603192 -->		T20P-U	5034	0,9	T20PR-U	5035	ITF20	5331	
225				0,9	W20PR-U	5046			
283 / 302 / 307 / 327 (FLAT SEAT)		W20S-U	3075	0,8	W20SR-U	3076			
307 / 350 / 350 HIGH PERFORMANCE / 454 (TAPER SEAT)		T20P-U	5034	0,6	T20PR-U	5035	ITF20	5331	
430		MA20P-U	5012	0,8	MA20PR-U	5013			
A / B / BA / C / H / K / KB ALUM. HEADS		W16LS	3035	0,7					
A / B / BA / C / H / K / KB REGULAR HEADS		W20S-U	3075	0,7	W20SR-U	3076			
KBL / KC / KFL / KL / KLC ALUM. HEADS		W16LS	3035	0,7					
KBL / KC / KFL / KL / KLC REGULAR HEADS		W20S-U	3075	0,7	W20SR-U	3076			
LC / LD / M / MB / MBL ALUM. HEADS		W16LS	3035	0,7					
LC / LD / M / MB / MBL REGULAR HEADS		W20S-U	3075	0,7	W20SR-U	3076			
MC / MCL / ML / W / WB ALUM. HEADS		W16LS	3035	0,7					
MC / MCL / ML / W / WB REGULAR HEADS		W20S-U	3075	0,7	W20SR-U	3076			
N 153		W20ES-U	3051	0,9	W20ESR-U	3057			
<b>CHRYSLER</b>									
B46-4				0,9	W20SR-U	3076			
B46S-3				0,9	W20SR-U	3076			
LM318A / LM318AC / LM318B / LM318BC		W20EP-U	3043	0,9	W20EPR-U	3047	IW20	5306	
LM318BJ / LM318BT / LM318BV / LM318D		W20EP-U	3043	0,9	W20EPR-U	3047	IW20	5306	
LM340B / LM340BJ / LM340BT / LM340BV		W20EP-U	3043	0,9	W20EPR-U	3047	IW20	5306	
LM340BV		W20EP-U	3043	0,9	W20EPR-U	3047	IW20	5306	
M44 / M44-3		W20S-U	3075	0,9	W20SR-U	3076			
M45 / M45-3 / M45S / M45S-3 / M45SP-3		W20ES-U	3051	0,9	W20ESR-U	3057			
M46-3 / M46-4 / M46S-3		W20S-U	3075	0,9	W20SR-U	3076			
M47-3 / M47-4 / M47S-3		W20S-U	3075	0,9	W20SR-U	3076			
M80				0,9	W20PR-U	5046			
M81		W20ES-U	3051	0,9	W20ESR-U	3057			
M91D / M91F		W22FS-U	4025	0,9	W20EPR-U	3047	IWF22	5379	
M122A / M122B		W22FS-U	4025	0,9	W22FSR	4024	IWF22	5379	
M170		W20ES-U	3051	0,9	W20ESR-U	3057			
M183B		W22FS-U	4025	0,9	W22FSR	4024	IWF22	5379	
M225A / M225GD / MH225D		W20ES-U	3051	0,9	W20ESR-U	3057			
M225D	74	W20ES-U	3051	0,9	W20ESR-U	3057			
M225D	75 > 79	T20P-U	5034	0,9	T20PR-U	5035	ITF20	5331	
M265 / M265A		W20S-U	3075	0,9	W20SR-U	3076			
M273A / M273B / M273BT		W20EP-U	3043	0,9	W20EPR-U	3047	IW20	5306	
M318A / M318B / M318C / M318GD				0,9	W20PR-U	5046			
M360B / M360BC / M360BJ		W20EP-U	3043	0,9	W20EPR-U	3047	IW20	5306	
M360BT / M360BV		W20EP-U	3043	0,9	W20EPR-U	3047	IW20	5306	
M383B / M383BV				0,9	W20PR-U	5046			
M400B / M400BV / M400S				0,9	W20PR-U	5046			
M413B / M413D				0,9	W20PR-U	5046			
M413E		W20ES-U	3051	0,9	W20ESR-U	3057			
M426B / M426D / M426SKI				0,9	W20PR-U	5046			
M440B / M440BJ / M440D / M440S				0,9	W20PR-U	5046			
M440SV				0,9	W20PR-U	5046			
M460B				0,9	T20PR-U	5035	ITF20	5331	
<b>CHRYSLER VOLVO</b>									
110 / 115 / 120 / 130 / 165 / 170		W22FS-U	4025	0,7	W22FSR	4024	IWF22	5379	
<b>CLIMAX</b>									
98 C.I.D.		W20EP-U	3043	0,8	W20EPR-U	3047	IW20	5306	
490 C.I.D.		MA20P-U	5012	0,8	MA20PR-U	5013			
<b>CLINTON</b>									
ALL MODELS		W20S-U	3075	0,6	W20SR-U	3076			
<b>COVENTRY VICTOR</b>									
AN3 / WN3		W20ES-U	3051	0,5	W20ESR-U	3057			
DRIVE 45		W24FS-U	4038	0,5	W24FSR	4037	IWF24	5380	
MIDGET		W20FS-U	3073	0,5	W20FSR-U	6053	IWF22	5379	
OTHER MODELS 18MM HEADS		M22	5003	0,5					
<b>CRESCENT</b>									
Z-DRIVE 45		W24FS-U	4038	0,5	W24FSR	4037	IWF24	5380	
<b>CROSLEY</b>									
ALL MODELS		W20S-U	3075	0,6	W20SR-U	3076			










# Spark Plugs









## Application Tables — Marine Inboard

Image	Image	Standard				R	Alternative		
		Image	Image	Image	Image		Image	Image	Image
<b>CRUSADER</b>									
5.7L PLUS EFI				1,1	T20EPR-U	5032	IT20	5326	
5.7L PLUS MPI				1,1	T20EPR-U	5032	IT20	5326	
5.7L PLUS MPI				1,1	T20EPR-U	5032	IT20	5326	
7.4L MPI				1,1	T20EPR-U	5032	IT20	5326	
7.4L MPI				1,1	T20EPR-U	5032	IT20	5326	
140 / 170 / 200 / 225			W20S-U	3075	0,6	W20SR-U	3076		
170J			W20S-U	3075	0,6	W20SR-U	3076		
170J / 185 / 200J / 210 / 230 / 230J			W20S-U	3075	0,8	W20SR-U	3076		
185 / 190 / 220 / 230 / 250			W20S-U	3075	0,6	W20SR-U	3076		
200 CID	79 > 79				0,9	T20PR-U	5035	ITF20	5331
200J			W20S-U	3075	0,6	W20SR-U	3076		
210			W20S-U	3075	0,6	W20SR-U	3076		
220 HP GM V8 5.7L MP	05 >				1,5	T20EPR-U15	5033	IT20	5326
229 CID 165	79 > 80				0,9	T20PR-U	5035	ITF20	5331
229 CID CH185	81 > 84				0,9	T20PR-U	5035	ITF20	5331
230J			W20S-U	3075	0,6	W20SR-U	3076		
240 / 280			W20ES-U	3051	0,8	W20ESR-U	3057		
262 CID					0,9	T20PR-U	5035	ITF20	5331
262 CID	85 > 98				0,9	T20PR-U	5035	ITF20	5331
275 / 300 / 325			W20S-U	3075	0,8	W20SR-U	3076		
275 HP GM V8 5.0L MP	05 >				1,5	T20EPR-U15	5033	IT20	5326
280			W20ES-U	3051	0,6	W20ESR-U	3057		
292 / 350 C.I.D.	71 > 78		T20P-U	5034	0,9	T20PR-U	5035	ITF20	5331
292 C.I.D.	79 > 80		T20P-U	5034	0,9	T20PR-U	5035	ITF20	5331
292 CID 185	71 > 80				0,9				
300 HP GM V8 5.7L CARB					1,5	T20EPR-U15	5033	IT20	5326
302 CID	74 > 75				0,8	MA20PR-U	5013		
305 C.I.D.	76 > 78		T20P-U	5034	0,9	T20PR-U	5035	ITF20	5331
305 CID					0,9	T20PR-U	5035	ITF20	5331
305 CID					0,9	T20PR-U	5035	ITF20	5331
307 C.I.D.	71 > 73		T16P-U	5024	0,9	T16PR-U	5025	ITF16	5330
307 C.I.D.	74 > 75		T20P-U	5034	0,9	T20PR-U	5035	ITF20	5331
340			W22ES-U	3093	0,6	W22ESR-U	3098		
350 CID					0,9	T20PR-U	5035	ITF20	5331
350 CID					0,9	T20PR-U	5035	ITF20	5331
350 CID 270	71 > 98				0,9	T20PR-U	5035	ITF20	5331
350 CID HT					0,9	T20PR-U	5035	ITF20	5331
351 CID 255	74 > 75				0,8	MA20PR-U	5013		
375 HP GM V8 6.0L MP					1,5	T20EPR-U15	5033	IT20	5326
385 HP GM V8 8.1L MP					1,5	T20EPR-U15	5033	IT20	5326
425 HP GM V8 8.1L MP (HO)					1,5	T20EPR-U15	5033	IT20	5326
427 CID	68 > 80				0,9				
454 C.I.D.	74 > 78		T20P-U	5034	0,9	T20PR-U	5035	ITF20	5331
454 CID					0,9	T20PR-U	5035	ITF20	5331
454 CID					0,9	T20PR-U	5035	ITF20	5331
454 CID HO			T20P-U	5034	0,9	T20PR-U	5035	ITF20	5331
460 CID 350	74 > 75		T20P-U	5034	0,9	T20PR-U	5035	ITF20	5331
502 CID					0,9	T20PR-U	5035	ITF20	5331
502 CID	89 > 98				0,9	T20PR-U	5035	ITF20	5331
<b>CLASSIC SERIES 7.4L PLUS MPI V-8 454 CID</b>									
CS100			T20P-U	5034	0,8	T20PR-U	5035	ITF20	5331
CS 100 / 150 / 165 / 280 / 320			W20ES-U	3051	0,8	W20ESR-U	3057		
CS150			T20P-U	5034	0,8	T20R-U	5038	ITF20	5331
CS165			W20ES-U	3051	0,8	W20ESR-U	3057		
CS180			W20S-U	3075	0,8	W20SR-U	3076		
CS 180 / 220 / 250 / CM CADILLAC			W20S-U	3075	0,8	W20SR-U	3076		
CS 185 / 220 / 250			W20S-U	3075	0,6	W20SR-U	3076		
CS 280			W20ES-U	3051	0,6	W20ESR-U	3057		
CS320			W20ES-U	3051	0,8	W20ESR-U	3057		
CS320			W20ES-U	3051	0,8	W20ESR-U	3057		
<b>PLATINUM SERIES 7.4L MPI V-8 454 CID</b>									
					1,1	PT16EPR-L13	5070	IT16	5325
<b>CUYUNA</b>									
430LC 40 HP JET DRIVE					0,8	W24ESR	6068	IW24	5316
<b>DAIMLER</b>									
SP250			W16ES-U	3025	0,7	W16ESR-U	3110		
<b>DAYTONA</b>									
100 / 150			W20ES-U	3051	0,9	W20ESR-U	3057		
200 / 300			W20S-U	3075	0,9	W20SR-U	3076		













		Standard				Alternative		
								
<b>DAYTONA <i>continued</i></b>								
400 / 400 TURBO		W22ES-U	3093	0,9	W22ESR-U	3098		
427 / 427 TURBO (HEAVY SERVICE)		W24ES-U	4030	0,9	W24ESR-U	4033	IWF24	5316
427 / 427 TURBO (LIGHT SERVICE)		W22ES-U	3093	0,9	W22ESR-U	3098		
<b>DIESEL-TECHNIK</b>								
DTR 40		W20FP-U	3068	0,6	W20FPR-U	3070	IWF20	5378
DTR 50		W20FP-U	3068	0,6	W20FPR-U	3070	IWF20	5378
<b>DYNAFOIL</b>								
G440-BW (432CC) XENOAH ENGINE				0,9	W20ESR-U	3057		
<b>EVINRUDE</b>								
SERIES CU / SU		W20ES-U	3051	0,9	W20ESR-U	3057		
SERIES DU		W20S-U	3075	0,8	W20SR-U	3076		
SERIES HU				0,9	W20PR-U	5046		
SERIES KU		W20S-U	3075	0,9	W20SR-U	3076		
SERIES NU		W20EP-U	3043	0,6	W20EPR-U	3047	IW20	5306
SERIES TU: / 14 / 15 / 16				0,9	W20PR-U	5046		
SERIES TU: / 17		W20S-U	3075	0,9	W20SR-U	3076		
<b>FAGEOL</b>								
44 / 53		W20S-U	3075	0,6	W20SR-U	3076		
FM200 / FM225		W20S-U	3075	0,6	W20SR-U	3076		
FMR275		W27FS-U	4052	0,4	W27FSR	4054	IWF27	5381
<b>FLAGSHIP</b>								
66 / 96		W14-U	6008	0,7				
85 / 90 / 100 / 118		W20S-U	3075	0,8	W20SR-U	3076		
136		W14-U	6008	0,7				
145 / 150 / 185 / 190		W20S-U	3075	0,9	W20SR-U	3076		
181 CID 181FL	75 > 77			0,9	T20R-U	5038		
181 FL	75 > 77			0,9	T20PR-U	5035	ITF20	5331
220 / 225 / 240 / 250 / 283		W20S-U	3075	0,9	W20SR-U	3076		
280 CID 280E	75 > 77	T20P-U	5034	0,9	T20PR-U	5035	ITF20	5331
280 E	75 > 77	T20P-U	5034	0,9	T20PR-U	5035	ITF20	5331
292 CID	71 > 74			0,9	T20PR-U	5035	ITF20	5331
292 CID -155		W20ES-U	3051	0,9	W20ESR-U	3057		
292 CU.IN.	71 > 74	W20ES-U	3051	0,9	W20ESR-U	3057		
300 CID HEAVY SERVICE	77 >			1,1				
300 CID LIGHT SERVICE	77 >			1,1	T20PR-U	5035	ITF20	5331
305 CID	71 > 74			0,9	T20PR-U	5035	ITF20	5331
305 CID HEAVY SERVICE	75 > 93			1,1				
305 CID LIGHT SERVICE	75 > 77			1,1	T20PR-U	5035	ITF20	5331
305 CU.IN.		T20P-U	5034	1,1	T20PR-U	5035	ITF20	5331
307 CID	71 > 74			0,9	T20PR-U	5035	ITF20	5331
307 CU.IN.	71 > 74	T20P-U	5034	0,9	T20PR-U	5035	ITF20	5331
310 / 327 / 350M		W20S-U	3075	0,9	W20SR-U	3076		
335 / 380 / FAS 1975 350 CU.IN.	75 > 77	T20P-U	5034	0,9	T20PR-U	5035	ITF20	5331
350 CID	71 > 74			0,9	T20PR-U	5035	ITF20	5331
350 CU.IN.	71 > 74	T20P-U	5034	1,1	T20PR-U	5035	ITF20	5331
400 / 460 / 550 FAJ 454 CU.IN.	75 > 77	T20P-U	5034	0,9	T20PR-U	5035	ITF20	5331
400 / 460 / 550 FAS 454 CU.IN.	75 > 77	T20P-U	5034	0,9	T20PR-U	5035	ITF20	5331
427 CU.IN.	71 > 74	T20P-U	5034	0,9	T20PR-U	5035	ITF20	5331
454 CU.IN.	71 > 74	T20P-U	5034	1,1	T20PR-U	5035	ITF20	5331
675 FAJ 466 CU.IN.	75 > 77	T20P-U	5034	0,9	T20PR-U	5035	ITF20	5331
675 FAS 466 CU.IN.	75 > 77	T20P-U	5034	0,9	T20PR-U	5035	ITF20	5331
TC400 350 CU.IN.	75 > 77	T20P-U	5034	0,9	T20PR-U	5035	ITF20	5331
TC450 350 CU.IN.	75 > 81			0,9				
TC500 350 CU.IN.	75 > 81			0,9				
TC550 454 CU.IN.	75 > 77	T20P-U	5034	0,9	T20PR-U	5035	ITF20	5331
TC600 454 CU.IN.	75 > 81	MA20P-U	5012	0,9	MA20PR-U	5013		
TC650 454 CU.IN.	75 > 81			0,9				
<b>FORD</b>								
5.0 L	81 > 94	T20P-U	5034	0,8	T20PR-U	5035	ITF20	5331
5.8 L	81 > 94	T20P-U	5034	0,8	T20PR-U	5035	ITF20	5331
7.0 L	81 > 91	T20P-U	5034	0,8	T20PR-U	5035	ITF20	5331
7.5 L	81 > 94	T20P-U	5034	0,8	T20PR-U	5035	ITF20	5331
67 CU IN.				0,9	W16EXR-U	3210	IW16	5305
98 CU IN.				0,9	W16EXR-U	3210	IW16	5305
104 CU IN.				0,7	W14EXR-U	3013	IW16	5305
158 CU IN.				0,9	W20ESR-U	3057		
172 CU IN.		W16LS	3035	0,7				
201 CU IN.				0,9	W20ESR-U	3057		










		Standard				Alternative			
									
<b>FORD continued</b>									
250 CU IN.				0,8	MA20PR-U	5013			
302 / 351W	75 > 78	T16P-U	5024	0,9	T16PR-U	5025	ITF16	5330	
460		T16P-U	5024	0,9	T16PR-U	5025	ITF16	5330	
477 CU IN. 1976				0,8	MA20PR-U	5013			
<b>GOFF</b>									
GMP 225	69 > 73			0,9	W16PR-U	3037			
GMP 455	61 > 70			0,8	W16PR-U	3037			
GMP 455	71 > 72			1,0	W16PR-U	3037			
GMP 455 1973				1,0	W16PR-U	3037			
<b>GÖTA</b>									
5-6 / 10-12 / 15-18		M14	5001	0,5					
SL3 / SL6 / SL12 / SLF10		M22	5003	0,5					
<b>GRAYMARINE</b>									
22 / 40 / 52 / 75 / 80 / 85TD / 112 / 140 / 162 4 CYL.		M17	5002	0,6					
45 4 CYL.		W20S-U	3075	0,6	W20SR-U	3076			
50 4 CYL.		W20S-U	3075	0,6	W20SR-U	3076			
51 / 71 / 77 / 91 / 121 / 186 / 226 / 224 / 330 6 CYL.		M17	5002	0,6					
52 / 112 / 140 / 162 4 CYL.		M17	5002	0,6					
62 / 75 / 85 / 86 / 162 4 CYL.		M17	5002	0,6					
69 4 CYL.		W14-U	6008	0,9					
70 / 80 / 88 / 90 / 100 / 103 / 104 6 CYL.		M17	5002	0,6					
71 / 77 / 80 / 111 / 121 / 186 / 427 6 CYL.		M17	5002	0,6					
90 4 CYL.		M17	5002	0,6					
91 (RACING) V-8		W27FS-U	4052	0,5	W27FSR	4054	IWF27	5381	
91 / 224 6 CYL.		M24S	5004	0,6					
109 / 109TD / 110 / 112 / 118 / 120 / 122 / 125 6 CYL.		M17	5002	0,6					
115 / 135 / 200 6 CYL.		M24S	5004	0,6					
116 / 140 / 150 / 160 6 CYL.		M17	5002	0,5					
136 / 150 / 165 / 175 / 185 / 205 / 620 / 750 6 CYL.		M17	5002	0,6					
136 / 160 (MISC. & RACING) 6 CYL.		W20FP-U	3068	0,6	W20FPR-U	3070	IWF20	5378	
170 / 175 / 178 / 178B / 188 V-8		W20S-U	3075	0,6	W20SR-U	3076			
195 / 215 / 220 / 225 / 238 / 260 / 280 V-8		W20S-U	3075	0,6	W20SR-U	3076			
232 (STERN DRIVE & REVERSE GEAR) 6 CYL.		W20EP-U	3043	0,6	W20EPR-U	3047	IW20	5306	
304 / 360 V-8		W16EP-U	3018	0,6	W16EPR-U	3021	IW16	5305	
310				0,7	W20PR-U	5046			
310 / 427 V-8		M17	5002	0,6					
427				0,7	W20PR-U	5046			
C / CF / CH / 135 / 138 / 138A V-8		W20S-U	3075	0,6	W20SR-U	3076			
FB-455 (MISC. & RACING) V-8				0,8	W16PR-U	3037			
ROLLS ROYCE G/G V-8		W20ES-U	3051	0,6	W20ESR-U	3057			
SEA SCOUT 45 / 91		W14-U	6008	0,9					
SEA SCOUT 91		W14-U	6008	0,9					
SIX 244		MW17	5088	0,7					
SUPER 117 / 427		M17	5002	0,6					
SUPER 330		M17	5002	0,5					
<b>GUARDIAN MARINE</b>									
302.351W C.I.D.		T20P-U	5034	0,9	T20PR-U	5035	ITF20	5331	
454 CID				1,1	T16PR-U	5025	ITF16	5330	
455 C.I.D.				1,0	W16PR-U	3037			
460 C.I.D.		T16P-U	5024	0,9	T16PR-U	5025	ITF16	5330	
<b>HARDIN MARINE</b>									
H225IO	80 > 86			0,9	T20R-U	5038			
H225J / H225V / H22510	81 > 83			0,9	T20PR-U	5035	ITF20	5331	
H240V (CONICAL SEAT)	69 > 90			0,9	T20PR-U	5035	ITF20	5331	
H240J (CONICAL SEAT)	69 > 90			0,9	T20PR-U	5035	ITF20	5331	
H240J / H240V (FLAT SEAT)	69 > 79			0,9	W16PR-U	3037			
H240J / H240V (TAPER SEAT)	69 > 79	T20P-U	5034	0,9	T20PR-U	5035	ITF20	5331	
H260IO	80 > 86			0,9	T20R-U	5038			
H260J / H260V / H26010	80 > 83			0,9	T20PR-U	5035	ITF20	5331	
H280	80 > 86			0,9	T20R-U	5038			
H280J / H280V / H2801	80 > 83			0,9	T20PR-U	5035	ITF20	5331	
H295J / H295V / H325J / H325V	69 > 76			0,9	W16PR-U	3037			
H300J / H300V	77 > 79			0,9	W16PR-U	3037			
H320J / H320V	77 > 83	T20P-U	5034	0,9	T20PR-U	5035	ITF20	5331	
H324J / H324V	75 > 76			0,9	W16PR-U	3037			
H333J / H333V	76 > 83			0,9	T20PR-U	5035	ITF20	5331	
H345J / H345V	69 > 75			0,9	W16PR-U	3037			
H405J / H405V	74 > 83	T20P-U	5034	0,9	T20PR-U	5035	ITF20	5331	











			Standard			Alternative		
								
<b>HARDIN MARINE</b> <i>continued</i>								
H405TC	78 > 90	W22FS-U	4025	0,7			IWF22	5379
H455J (ET) / H455V (ET)	76 >			0,9	W16PR-U	3037		
H3051 / H3501 / H4541	79 > 82	T20P-U	5034	0,9	T20PR-U	5035	ITF20	5331
HM225 / HM260 / HM280 / HM333	83 > 84	T20P-U	5034	0,9	T20PR-U	5035	ITF20	5331
HM400 / HM405 / HM430	83 > 84	T20P-U	5034	0,9	T20PR-U	5035	ITF20	5331
<b>INDMAR</b>								
4.6L MPI NORTHSTAR 279 CID				1,5	T20EPR-U15	5033	IT20	5326
5.0L V8 200 302 CID	91 > 95			1,1	T20PR-U	5035	ITF20	5331
5.0L V8 225 302 CID	91 > 97			0,9	T20PR-U	5035	ITF20	5331
5.7L V8 CARB H.O. SMALL BLOCK				1,1	T20EPR-U	5032	IT20	5326
5.7L V8 EFI H.O. SMALL BLOCK				1,1	T20EPR-U	5032	IT20	5326
5.7L V8 EXCEPT LS1 SMALL BLOCK	94 > 05			1,0	T20EPR-U	5032	IT20	5326
5.7L V8 GEN 1+ CARB SMALL BLOCK				1,1	T20EPR-U	5032	IT20	5326
5.7L V8 GEN 1+ H.O. CARB SMALL BLOCK				1,1	T20EPR-U	5032	IT20	5326
5.7L V8 GEN 1+ H.O. PFI SMALL BLOCK				1,1	T20EPR-U	5032	IT20	5326
5.7L V8 LS1SMALL BLOCK	94 > 02			1,2	T20EPR-U15	5033	IT20	5326
5.7L V8 LS1SMALL BLOCK	03 > 05			1,5	T20EPR-U15	5033	IT20	5326
5.7L V8 LT 1SMALL BLOCK				1,1	T20EPR-U	5032	IT20	5326
5.7L V8 SMALL BLOCK	76 > 87			1,0	T20PR-U	5035	ITF20	5331
5.7L LS1 CORVETTE SMALL BLOCK				0,9	T16EPR-U	5022	IT16	5325
6.0L V8GM BIG BLOCK	03 > 05			1,5	T20EPR-U15	5033	IT20	5326
7.4L V8GM BIG BLOCK	98 > 99			1,1	T20EPR-U	5032	IT20	5326
7.4L V8 GM BIG BLOCK	03 > 05			1,1	T20EPR-U	5032	IT20	5326
7.4L V8 H.O. GM BIG BLOCK	97			1,1	T20EPR-U	5032	IT20	5326
7.5L V8 460 CID	76 > 84			0,9	T20PR-U	5035	ITF20	5331
8.1L MPI VORTECGM BIG BLOCK	03 > 05			1,5	T20EPR-U15	5033	IT20	5326
8.2L V8GM BIG BLOCK	98 > 99			1,1	T20EPR-U	5032	IT20	5326
8.2L V8 GM BIG BLOCK	03 > 05			1,1	T20EPR-U	5032	IT20	5326
35 CID 5.7L V8	76 > 82			1,0	W16PR-U	3037		
403 CID 6.6L V8	76 > 82			1,0	W16PR-U	3037		
455 CID 7.5L V8	75 > 76			1,0	W16PR-U	3037		
<b>INTERCEPTOR</b>								
104 V-4				0,8	W22FSR	4024	IWF22	5379
122 V-6				0,8	W22FSR	4024	IWF22	5379
144 / 170 (SIDE DRAFT) (HIGH SPEED = OPTION)		MA20P-U	5012	0,8	MA20PR-U	5013		
144 / 170 (SIDE DRAFT) (STANDARD)				0,8	MA16PR-U	5008		
260 / 302 / 390		MA20P-U	5012	0,8	MA20PR-U	5013		
400 427		MA20P-U	5012	0,8	MA20PR-U	5013		
<b>JOHNSON (-&gt; OMC)</b>								
SERIES CU		W16EP-U	3018	0,9	W20ESR-U	3057	IW16	5305
SERIES DU		W20S-U	3075	0,8	W20SR-U	3076		
SERIES HU				0,9	W16PR-U	3037		
SERIES KU		W20S-U	3075	0,8	W20SR-U	3076		
SERIES NU		W20EP-U	3043	0,7	W20EPR-U	3047	IW20	5306
SERIES SU		W20ES-U	3051	0,9	W20ESR-U	3057		
SERIES TU: -14 / -15 / -16				0,7	W16PR-U	3037		
SERIES TU: -17 -->		W20S-U	3075	0,9	W20SR-U	3076		
<b>KERMATH</b>								
SEA PUP / SEA TWIN		W14-U	6008	0,6				
<b>KODIAK</b>								
3.0L L4 140 HP 181 CID	99 > 00			1,1	T16PR-U	5025	ITF16	5330
5.7L V8 310 HP 350 CID	99 > 00			1,1	T20EPR-U	5032	IT20	5326
<b>KOHLER</b>								
MODEL L - 160		W20S-U	3075	0,6	W20SR-U	3076		
<b>MARINE DRIVES SYSTEMS (MDS)</b>								
STERN DRIVE 85 / 110				0,6	W22FSR	4024	IWF22	5379
<b>MARINE POWER</b>								
130 181 - FL (FLAT SEAT) 4 CYL.	75 > 78	W20ES-U	3051	0,9	W20ESR-U	3057		
130 181 - FL (TAPER SEAT)(L=.460" THREAD) 4 CYL.	75 > 91			0,9	T20PR-U	5035	ITF20	5331
130 181 - FL (TAPER SEAT)(L=.708" THREAD) 4 CYL.	92 >			0,9	T20EPR-U	5032	IT20	5326
181 CID 3.0L	75 > 78			0,9	W20ESR-U	3057		
181 CID 3.0L CONICAL SEAT	92 > 00			0,9	T20EPR-U	5032	IT20	5326
215 307 - K / KB / GLV	75 > 76	T16P-U	5024	0,9	T16PR-U	5025	ITF16	5330
250 305 - K / KB / KBM / GLV	75 > 78			0,9	T20PR-U	5035	ITF20	5331
250 350 / GLV / K V-8, 5.7 LITRE	75 > 81			0,9	T20PR-U	5035	ITF20	5331
300 350 - FLV V-8, 5.7 LITRE	75 > 86			0,9	T20PR-U	5035	ITF20	5331
330 454 / B / BM V-8, 7.4 LITRE	75 > 91			0,9	T20PR-U	5035	ITF20	5331
350 350 - FLV (HIGH PERFORMANCE) V-8, 5.7 LITRE	75 > 81			0,9	T20PR-U	5035	ITF20	5331











					Standard	R	Alternative	
<b>MARINE POWER <i>continued</i></b>								
410 502 -ENPAC / -PARPACK / -SPORTPAC V-8, 8.2 LITRE	96				0,9	T20PR-U	5035	ITF20 5331
440 454 -ENPAC / -PARPACK / -SPORTPAC V-8, 7.4 LITRE	92 >				0,9	T20PR-U	5035	ITF20 5331
550 ENPAC 540 V-8, 8.8 LITRE	96				0,9	T20PR-U	5035	ITF20 5331
V6 262 CID 4.3L	98 > 00				0,9	T20EPR-U	5032	IT20 5326
V8 305 CID 5.0L GM SMALL BLOCK	00 >				0,9	T20EPR-U	5032	IT20 5326
V8 350 CID 5.7L GM SMALL BLOCK	98 > 00				0,9	T20EPR-U	5032	IT20 5326
V8 350 CID 5.7L PREMIUMGM SMALL BLOCK	92 > 97				0,9	T20EPR-U	5032	IT20 5326
V8 454 CID 7.4L (L29) GM BIG BLOCK	00 >				0,9	T20EPR-U	5032	IT20 5326
<b>MARINETEK</b>								
181 CID 3.0L HO	90 > 97				1,1	T16EPR-U	5022	IT16 5325
229 CID	80 > 84				1,1	T16PR-U	5025	ITF16 5330
250 CID	70 > 80				1,1	T16PR-U	5025	ITF16 5330
262 CID	85 > 92				1,1	T16PR-U	5025	ITF16 5330
302 CID	68 > 74				0,9	MA20PR-U	5013	
302 CID	75 > 80				0,9	T20PR-U	5035	ITF20 5331
302 CID	81 > 95				1,1	T16PR-U	5025	ITF16 5330
305 CID	76 > 95				1,1	T16PR-U	5025	ITF16 5330
318 CID	66 > 74				1,0	W16PR-U	3037	
318 CID	75 > 88				0,9	W16EPR-U	3021	IW16 5305
350 CID	67 > 70				1,0	W16PR-U	3037	
350 CID	71 > 95				1,1	T16PR-U	5025	ITF16 5330
350 CID HO	87 > 95				0,9	T20PR-U	5035	ITF20 5331
351 CID	69 > 74	MA20P-U	5012		0,9	MA20PR-U	5013	
351 CID	75 > 87				0,9	T20PR-U	5035	ITF20 5331
360 CID 1975	75 > 88				0,9	W16EPR-U	3021	IW16 5305
454 CID	73 > 87				1,1	T16PR-U	5025	ITF16 5330
454 CID GEN V	92 > 93				0,9	T20PR-U	5035	ITF20 5331
454 CID HO	84 > 91				0,9	T20PR-U	5035	ITF20 5331
460 CID	73 > 74				0,9	MA20PR-U	5013	
460 CID	75 > 87				0,9	T20PR-U	5035	ITF20 5331
<b>MERCURUISER</b>								
"HP1075 SCI (DRY SUMP;N°0M905359-->)"					0,8	W27ESR	6069	IW27 5317
3.0L (181 CID) (N° 0L010042-->)					0,9	T20EPR-U	5032	IT20 5326
3.0LX					0,9	T20EPR-U	5032	IT20 5326
3.7L - 224 CID					0,9	T20PR-U	5035	ITF20 5331
3.7LX- 224 CID					0,9	T20PR-U	5035	ITF20 5331
4.3L EFI GEN+ (N°0L012009-->)					1,1	T20EPR-U	5032	IT20 5326
4.3L GEN+ (N°0L010065-->)					1,1	T20EPR-U	5032	IT20 5326
4.3LH EFI GEN+ (N°0L010044-->)					1,1	T20EPR-U	5032	IT20 5326
4.3L MPI GEN+ (N°0M322781-->)					1,5			
4.3LX GEN+ (N°0F803000 -->N°0L000000)					1,1	T20EPR-U	5032	IT20 5326
4.3LXH GEN+ (N°0F803000 --> N°0L000000)					1,1	T20EPR-U	5032	IT20 5326
5.0L					0,9	T20R-U	5038	
5.0L (-->N°0L000000)					0,9	T20R-U	5038	
5.0L EFI GEN+ (N°0L015751-->)					1,1	T20EPR-U	5032	IT20 5326
5.0L GEN+ (N°L015751-->)					1,1	T20EPR-U	5032	IT20 5326
5.0L MPI GEN+ (N°0M320415-->)					1,5			
5.0LX					0,9	T20R-U	5038	
5.7L COMP GEN+ (N° 0L002005-->)		T20P-U	5034		1,1	T20EPR-U	5032	ITF20 5331
5.7L EFI GEN+ (N°0L010035-->)		T20P-U	5034		1,1	T20EPR-U	5032	ITF20 5331
5.7L EFI GEN+ (N°0L010035-->)					1,1	T20EPR-U	5032	IT20 5326
5.7L GEN+ (N°0L010037-->)					1,1	T20EPR-U	5032	IT20 5326
5.7L GEN+ (N° 0L010037-->)					1,1	T20EPR-U	5032	IT20 5326
5.7LX EFI GEN+					1,1	T20EPR-U	5032	IT20 5326
7.4L L MPI (L29) (N°0L010003-->)					1,1	T20EPR-U	5032	IT20 5326
7.4L MPI (N°0L002006-->)					1,1	T20EPR-U	5032	IT20 5326
8.1S HO	00 > 06				1,5	T20EPR-U15	5033	IT20 5326
8.1S HORIZON	00 > 06				1,5	T20EPR-U15	5033	IT20 5326
30 / 55					0,6	W22FSR	4024	IWF22 5379
60		W22FS-U	4025		0,6			IWF22 5379
60					0,6	W20FSR-U	6053	IWF22 5379
80					0,6	W20EPR-U	3047	IW20 5306
80 / 90		W20EP-U	3043		0,6	W20EPR-U	3047	IW20 5306
90					0,8	W20EPR-U	3047	IW20 5306
110					0,9	W20ESR-U	3057	
110 / 150 / 160 / 200		W20ES-U	3051		0,9	W20ESR-U	3057	
120 (-->N°3825578)					0,9	W20ESR-U	3057	
120 (N°3825579-->)					0,9	T20R-U	5038	











		Standard				Alternative			
									
<b>MERCUISER <i>continued</i></b>									
120 -->SER.NO.3825578		W20ES-U	3051	0,9	W20ESR-U	3057			
120 SER.NO.3825579 -->				0,9	T20PR-U	5035	ITF20	5331	
135 135 3.0 L 181 C.I.D L-4				0,9	T16PR-U	5025	ITF16	5330	
140				0,9	W20ESR-U	3057			
140		W20ES-U	3051	0,9	W20ESR-U	3057			
140 (—>N°3826282)				0,9	W20ESR-U	3057			
140 (N°3826283—>)				0,9	T20R-U	5038			
140 -->SER.NO.3826282		W20ES-U	3051	0,9	W20ESR-U	3057			
140 SER.NO.3826283 -->		T20P-U	5034	0,9	T20PR-U	5035	ITF20	5331	
160				0,9	W20ESR-U	3057			
165 (—>N°2771483)				0,9	W20ESR-U	3057			
165 (N°2771484—>)				0,9	T20R-U	5038			
165 -->SER.NO.2771483		W20ES-U	3051	0,9	W20ESR-U	3057			
165 - 224 CID				0,9	T20PR-U	5035	ITF20	5331	
165 SER.NO.2771484 -->				0,9	T20PR-U	5035	ITF20	5331	
170 - 224 CID				0,9	T20PR-U	5035	ITF20	5331	
180 - 224 CID				0,9	T20PR-U	5035	ITF20	5331	
190				0,9	W20PR-U	5046			
190		W20S-U	3075	0,9	W20SR-U	3076			
190 - 224 CID				0,9	T20PR-U	5035	ITF20	5331	
198				0,9	T20PR-U	5035	ITF20	5331	
198				0,9	T20R-U	5038			
200				0,9	W20ESR-U	3057			
210 4.3 L 262 C.I.D. (L=.708" THREAD) V-6 EFI (TBI)	98 >			0,9					
215				0,8	MA20PR-U	5013			
215				0,8	MA20PR-U	5013			
225				0,8	MA20PR-U	5013			
225				0,8	MA20PR-U	5013			
225		W20S-U	3075	0,8	W20SR-U	3076			
225	06			0,8	T20PR-U	5035	ITF20	5331	
225 (—>N°2278646)		W22S-U	4027	0,9					
225 (N°2278647—>)				0,9	W20PR-U	5046			
225 -->SER.NO.2278646		W20S-U	3075	0,9	W20SR-U	3076			
225 14MM HEADS		W24S-U	4040	0,8					
225 2278647-->3385720		W20S-U	3075	0,9	W20SR-U	3076			
228				0,9	T20R-U	5038			
228				0,9	T20PR-U	5035	ITF20	5331	
228				0,9	T20R-U	5038			
228 / 228TR				0,9	T20PR-U	5035	ITF20	5331	
230				0,9	T20R-U	5038			
230				0,9	T20PR-U	5035	ITF20	5331	
230				0,9	T20R-U	5038			
230 230 5.0 L 305 C.I.D V-8				0,9	T20PR-U	5035	ITF20	5331	
233 14MM HEADS		T16P-U	5024	0,8	T16PR-U	5025	ITF16	5330	
233 14MM HEADS		T16P-U	5024	0,9	T16PR-U	5025	ITF16	5330	
233Ø14MM				0,8	T20PR-U	5035	ITF20	5331	
233 - Ø14MM				0,8	T20PR-U	5035	ITF20	5331	
233Ø18MM				0,8	MA20PR-U	5013			
233 - Ø18MM				0,8	MA20PR-U	5013			
250		W24S-U	4040	0,8					
250 (—>N°2639854)		W22S-U	4027	0,8					
250 (N°2317201 —>N° 2797056)		W22S-U	4027	1,0					
250 -->SER.NO.4707999		W24S-U	4040	0,9					
250 SER.NO.4708000 -->				0,9	T20PR-U	5035	ITF20	5331	
255 (N°4175499—>) - Ø14MM				0,8	T20PR-U	5035	ITF20	5331	
255 (N°4175499—>) - Ø18MM				0,8	MA20PR-U	5013			
255 14MM HEADS		T16P-U	5024	0,9	T16PR-U	5025	ITF16	5330	
255 14MM HEADS SER.NO.4175500 -->		T16P-U	5024	0,9	T16PR-U	5025	ITF16	5330	
260				0,9	T20PR-U	5035	ITF20	5331	
260		T16P-U	5024	0,9	T16PR-U	5025	ITF16	5330	
260 260 5.7 L 350 C.I.D V-8				0,9	T20PR-U	5035	ITF20	5331	
262 MAG EFI GEN+ (N°0F803800—>N°0L000000)				1,1	T20EPR-U	5032	IT20	5326	
270		W22S-U	4027	0,8					
270		W22S-U	4027	0,9					
270 (FLAT SEAT)		W24S-U	4040	0,8					
270 14MM HEADS FLAT SEAT		W24S-U	4040	0,8					
270 14MM HEADS TAPER SEAT				0,9	T20PR-U	5035	ITF20	5331	
270CONICAL SEAT				0,9					












		Standard				Alternative		
								
<b>MERCURISER continued</b>								
270 - CONICAL SEAT				0,9				
280		T16P-U	5024	0,9	T16PR-U	5025	ITF16	5330
300 350 MAGNUM / MAGNUM SPI V-8, MPI	96 >			0,9	T20PR-U	5035	ITF20	5331
310		W22ES-U	3093	0,9	W22ESR-U	3098		
310 7.4 L 454 C.I.D (LIGHT LOAD = OPTION) V-8, MPI				0,9	T16PR-U	5025	ITF16	5330
310 7.4 L 454 C.I.D (STANDARD) V-8, MPI				0,9	T20PR-U	5035	ITF20	5331
315 BLACK SCORPION V-8, MPI	96 >			0,9	T20PR-U	5035	ITF20	5331
325 (N°2762442 →)				0,9				
325 (N°3043030 →)				0,9				
325 -->SER.NO.2761141		W9EP	6005	0,8				
325 SER.NO.-->2762441				0,9				
330 SER.NO.-->4890179				0,9	T20PR-U	5035	ITF20	5331
330 SER.NO.4890180 -->				0,9	T20PR-U	5035	ITF20	5331
330TR / 330TRS				0,9	T20PR-U	5035	ITF20	5331
340				0,9	T20PR-U	5035	ITF20	5331
350				0,9				
350				0,9	T20PR-U	5035	ITF20	5331
350 MAG EFI GEN+ (N°0F800000 →)				1,1	T20EPR-U	5032	IT20	5326
350 MAG EFI GEN+ (N°0F800500 →)				1,1	T20EPR-U	5032	IT20	5326
350 MAG MPI (N°0L304700 →)	00 > 06			0,9	T20EPR-U	5032	IT20	5326
350 MAG MPI GEN+ (0L002600-0L309999)				1,1	T20EPR-U	5032	IT20	5326
350 MAG MPI GEN+ (N°0F602000 → N°0M320489)				1,1	T20EPR-U	5032	IT20	5326
350 MAG MPI GEN+ (N° 0M310000 →)				1,5	T20EPR-U15	5033	IT20	5326
350 MAG MPI GEN+ (N°0M320590 →)				1,5	T20EPR-U15	5033	IT20	5326
350 MAG MPI GEN+ HORIZON (N°0M310000 →)				1,5	T20EPR-U15	5033	IT20	5326
370 / 400				0,9	T20PR-U	5035	ITF20	5331
390				0,9	W24EPR-U	4136	IW24	5316
390				0,9	W24EPR-U	4136	IW24	5316
400 JET				0,9	T20PR-U	5035	ITF20	5331
415 502 MAGNUM MPI V-8				0,8				
460 CYCLONE		MA20P-U	5012	0,9	MA20PR-U	5013		
470		T20P-U	5034	0,9	T20PR-U	5035	ITF20	5331
470 / 485		T20P-U	5034	0,9	T20PR-U	5035	ITF20	5331
470 - 224 CID				0,9	T20PR-U	5035	ITF20	5331
470 500 8.2 L V-8, 800 CFM HOLLEY				0,8				
475 TURBO				0,9				
485 - 224 CID				0,9	T20PR-U	5035	ITF20	5331
488 - 224 CID				0,9	T20PR-U	5035	ITF20	5331
496 MAG				1,5	T20EPR-U15	5033	IT20	5326
496 MAG HO				1,5	T20EPR-U15	5033	IT20	5326
550 600 SC BOBTAIL 8.2 L V-8, DUAL 700 CFM HOLLEY				0,8				
700 800 SC 9.4 L V-8, DUAL 700 CFM HOLLEY				0,8				
888 (→N°4169596)				0,8	MA20PR-U	5013		
888 (N°4169597 →) - Ø14MM				0,8	T20PR-U	5035	ITF20	5331
888 (N°4169597 →) - Ø18MM				0,8	MA20PR-U	5013		
888 14MM HEADS SER.NO.4169597 -->		T16P-U	5024	0,8	T16PR-U	5025	ITF16	5330
898				0,9	T20PR-U	5035	ITF20	5331
898, 200		MA20P-U	5012	0,9	MA20PR-U	5013		
BLACK SCORPION 5.7L (N° 0F80000 →)	00 > 06	T20P-U	5034	1,1	T20EPR-U	5032	ITF20	5331
BLACK SCORPION 5.7L (N° 0M391852 →)	00 > 06			1,5	T20EPR-U15	5033	IT20	5326
BLACK SCORPION MX 6.2	00 > 06			0,9	T20EPR-U	5032	IT20	5326
BLACK SCORPION MX 6.2 (N° 0M391778 →)	00 > 06			1,5	T20EPR-U15	5033	IT20	5326
GK				0,9	W20ESR-U	3057		
HP500 (540 CID)				0,9				
HP525 EFI (502 CID)				0,9	W20ESR-U	3057		
HP525SC				0,9				
HP575				0,9				
HP575 SCI				0,9				
HP600SC				0,9				
HP600 SCI				0,9	W20ESR-U	3057		
HP700 SCI				0,9	W20ESR-U	3057		
HP800SC				0,9				
HP850 SCI				0,8	W27ESR	6069	IW27	5317
HP900SC				0,6				
HP900SC (DRY SUMP)				0,6				
MX 6.2 MPI (→N° 0M320613)				1,1	T20EPR-U	5032	IT20	5326
MX 6.2 MPI (→N° 0M320614)	00 > 06	T20P-U	5034	1,5	T20EPR-U15	5033	ITF20	5331
MX 6.2 MPI (N°0M320614 →)				1,5	T20EPR-U15	5033	IT20	5326











		Standard			R			Alternative	
									
<b>MERCURISER continued</b>									
MX 6.2 MPI (N°M320613-->)	00 > 06			1,1	T20EPR-U	5032	IT20	5326	
MX 6.2 MPI HORIZON (N°0M320614-->)				1,5	T20EPR-U15	5033	IT20	5326	
MX 6.2 MPI HORIZON (N°0M320614-->)	00 > 06			1,5	T20EPR-U15	5033	IT20	5326	
N°0M309999)				0,9	T20EPR-U	5032	IT20	5326	
SCORPION 377				1,1	T20EPR-U	5032	IT20	5326	
SCORPION 377 (N°0L416146-->)				1,1	T20EPR-U	5032	IT20	5326	
<b>MERCURY</b>									
M2 SPORT JET	00 > 06	SF-24	6038	---					
M2 SPORT JET	00 > 06			1,0	W24FPR-U10	6058	IWF24	5380	
SPORT JET	94			0,9	W22FSR	4024	IWF22	5379	
SPORT JET	95			1,0	W22FSR	4024	IWF22	5379	
SPORTJET 95XR	96 > 97			1,0	W22FSR	4024	IWF22	5379	
SPORTJET 120	95			1,0	W22FSR	4024	IWF22	5379	
SPORTJET 120XR	96 > 99			0,8	W22FSR	4024	IWF22	5379	
SPORTJET 175XR	97 > 06	SF-24	6038	---					
<b>OMC</b>									
1.6L 115-SD	85 > 91			0,8	W22FSR	4024	IWF22	5379	
1.8L 140-SD	85 > 91			0,8	W22FSR	4024	IWF22	5379	
2.0L 140-SD	85 > 91			0,8	W22FSR	4024	IWF22	5379	
2.3	87 >			0,8					
2.7L 225-SD	87			0,8	W22FSR	4024	IWF22	5379	
3.0 / 3.0 - HO	90 >			1,1					
3.0 / 3.0 - HO	91 >	T16P-U	5024	1,1	T16PR-U	5025	ITF16	5330	
3.0L 225-SD	85 > 91			0,8	W22FSR	4024	IWF22	5379	
3.6L 275-SD	87 > 81			0,8	W22FSR	4024	IWF22	5379	
3.8L	82 > 85			0,9	T20R-U	5038			
4.0L 300-SD	85 > 91			0,8	W22FSR	4024	IWF22	5379	
4.3 - 2V / 4.3 - 4V / 5.0 / 5.0 - HO				0,9	T20PR-U	5035	ITF20	5331	
5.7 / 5.7 KING COBRA / 5.8 / 7.4 / 8.2				0,9	T20PR-U	5035	ITF20	5331	
7.5	89	T16P-U	5024	0,8	T16PR-U	5025	ITF16	5330	
7.5	90 >			0,9					
15S10G	77 > 84			1,1	W20FPR-U	3070	IWF20	5378	
15S10S	77 > 84			1,1	W20FPR-U	3070	IWF20	5378	
15S11C	77 > 84			1,1	W20FPR-U	3070	IWF20	5378	
15S13A	77 > 84			1,1	W20FPR-U	3070	IWF20	5378	
15S14M	77 > 84			1,1	W20FPR-U	3070	IWF20	5378	
120 / 140 / 175 / 185 (TAPER SEAT)	74 >			0,8	T20PR-U	5035	ITF20	5331	
120 / 140 / 175 / 185 / 190 / 200 / 235 / 260 14MM HEADS	73 > 74	W20ES-U	3051	0,9	W20ESR-U	3057			
190 / 200 / 235 / 260 (TAPER SEAT)	74 >			0,8	T20PR-U	5035	ITF20	5331	
AJ / AT / TJ / TT (FLAT SEAT) 14MM HEADS		W20S-U	3075	0,9	W20SR-U	3076			
AJ / AT / TJ / TT (TAPER SEAT) 14MM HEADS				0,9	T20PR-U	5035	ITF20	5331	
AJ - Ø14MM				0,9	W20PR-U	5046			
AJ - Ø14MM, CONICAL SEAT				0,9	T20PR-U	5035	ITF20	5331	
AT - Ø14MM				0,9	W20PR-U	5046			
AT - Ø14MM, CONICAL SEAT				0,9	T20PR-U	5035	ITF20	5331	
MODEL 480		W20S-U	3075	0,8	W20SR-U	3076			
Ø14MM	73 > 74	W20ES-U	3051	0,9	W20ESR-U	3057			
Ø14 MM - CONICAL SEAT	73 > 85			0,9	T20PR-U	5035	ITF20	5331	
Ø18 MM - CONICAL SEAT	74			0,8	MA20PR-U	5013			
SAIL DRIVE				1,0	W22FPR-U	4022	IWF22	5379	
SEA DRIVE		W27FS-U	4052	0,8	W27FSR	4054	IWF27	5381	
SERIES CU / GU / LU / SU / VU		W20ES-U	3051	0,9	W20ESR-U	3057			
SERIES DU		W20S-U	3075	0,8	W20SR-U	3076			
SERIES HU		T16P-U	5024	0,9	T16PR-U	5025	ITF16	5330	
SERIES JU/WU/XU/TUFR/TURM/TUFP				0,9	T20PR-U	5035	ITF20	5331	
SERIES KU		W20S-U	3075	0,9	W20SR-U	3076			
SERIES NU		W20EP-U	3043	0,6	W20EPR-U	3047	IW20	5306	
SERIES TU -14 / -15 / -16				0,9	W16PR-U	3037			
SERIES TU -17		W20S-U	3075	0,9	W20SR-U	3076			
SERIES TU - 20D				0,9	T20PR-U	5035	ITF20	5331	
SERIES XU - 20C				0,9	T20PR-U	5035	ITF20	5331	
SERIES XU - 20S		W20S-U	3075	0,9	W20SR-U	3076			
STINGER	78 > 86			0,9	T16PR-U	5025	ITF16	5330	
TJ - Ø14MM				0,9	W20PR-U	5046			
TJ - Ø14MM, CONICAL SEAT				0,9	T20PR-U	5035	ITF20	5331	
TT - Ø14MM				0,9	W20PR-U	5046			
TT - Ø14MM, CONICAL SEAT				0,9	T20PR-U	5035	ITF20	5331	
TURBOJET 90				0,8	W22FSR	4024	IWF22	5379	

		Standard				Alternative			
									
<b>OMC continued</b>									
TURBOJET 115				0,8	W22FSR	4024	IWF22	5379	
<b>PALMER - GREENWICH</b>									
M60 / P60 (STANDARD)		M14	5001	0,8					
M196 / M265 / M392 / M549 / M345B / M392B (STANDARD)		W20S-U	3075	0,8	W20SR-U	3076			
M304 / M345 / MKIV-115 / MKIV-150		W20S-U	3075	0,8	W20SR-U	3076			
M304 / M345 / MKIV-115 / MKIV-150 (LIGHT SERVICE = OPTION)		W14-U	6008	0,8					
MKVIII : 200 / 225 / 275 / 300		W20S-U	3075	0,8	W20SR-U	3076			
MKVIII : 200 / 225 / 275 / 300 (LIGHT SERVICE = OPTION)		W14-U	6008	0,8					
P302 / P351		MA20P-U	5012	0,8	MA20PR-U	5013			
PA190 / PA220 / PA255				0,8	MA20PR-U	5013			
PA350		T16P-U	5024	0,8	T16PR-U	5025	ITF16	5330	
PB-V-215 V-8				0,9	W22FSR	4024	IWF22	5379	
PW27 14MM HEADS				0,8	W16PR-U	3037			
PW27 18MM HEADS		M14	5001	0,8					
PW27 - Ø18MM		MW17	5088	0,8					
Y304 / Y345 / Y392		W20S-U	3075	0,8	W20SR-U	3076			
<b>PANTER</b>									
400 PLUS C	76 > 80			1,1	T16PR-U	5025	ITF16	5330	
400 PLUS-F	76 > 80			0,8	T20PR-U	5035	ITF20	5331	
500 PLUS	76 > 80			1,1	T16PR-U	5025	ITF16	5330	
F 110	78 > 80			1,1	T16PR-U	5025	ITF16	5330	
F 140	78 > 80			1,1	T16PR-U	5025	ITF16	5330	
F 185	76 > 80			0,9	W16EPR-U	3021	IW16	5305	
F 235	76 > 80			0,9	W16EPR-U	3021	IW16	5305	
M 360	76 > 80			0,9	W16EPR-U	3021	IW16	5305	
M 405	76 > 80			1,1	T16PR-U	5025	ITF16	5330	
M 454	76 > 80			1,1	T16PR-U	5025	ITF16	5330	
M 460	76 > 80			0,8	T20PR-U	5035	ITF20	5331	
<b>PCM</b>									
5.7L HO MPI				1,1	T16EPR-U	5022	IT16	5325	
5.7L HO SKI TBI - 275HP		T20P-U	5034	1,1	T16PR-U	5025	ITF20	5331	
5.8L CARBURATOR - 260HP				0,7					
5.8L HO MPI - 310HP				1,1	T16EPR-U	5022	IT16	5325	
7.4L CARBURATOR				1,1	T16PR-U	5025	ITF16	5330	
7.4L HO TBI - 350HP				1,1	T16PR-U	5025	ITF16	5330	
7.4L MPI				1,1	T16EPR-U	5022	IT16	5325	
150 CID				1,1	T16PR-U	5025	ITF16	5330	
200 CID				1,1	T16PR-U	5025	ITF16	5330	
220 CID				1,1	T16PR-U	5025	ITF16	5330	
229 CID				1,1	T16PR-U	5025	ITF16	5330	
230 CID				1,1	T16PR-U	5025	ITF16	5330	
250 CID				1,1	T16PR-U	5025	ITF16	5330	
280 CID				1,1	T16PR-U	5025	ITF16	5330	
302 CID - Ø14MM				1,1	T16PR-U	5025	ITF16	5330	
302 CID - Ø18MM				0,8	MA20PR-U	5013			
305 CID				1,1	T16PR-U	5025	ITF16	5330	
350 CID				1,1	T16PR-U	5025	ITF16	5330	
350 CID				1,1	T16PR-U	5025	ITF16	5330	
351 CID - Ø14MM				1,1	T16PR-U	5025	ITF16	5330	
351 CID - Ø18MM				0,8	MA20PR-U	5013			
454 CID				1,1	T16PR-U	5025	ITF16	5330	
460 CID - Ø14MM				1,1	T16PR-U	5025	ITF16	5330	
460 CID - Ø18MM				0,8	MA20PR-U	5013			
<b>PIAGGIO</b>									
IDROGETTO 2 CYL. / 3 CYL.		W22ES-U	3093	0,6	W22ESR-U	3098			
<b>POLARIS</b>									
OPTIMAX 3.0L 250 HP-EX 2100/LE2100 - JET DRIVE	04			1,1	SKJ16CR-L1	3396	IK16	5303	
<b>POWER PRODUCTS</b>									
626		W20S-U	3075	0,6	W20SR-U	3076			
1000		W14-U	6008	0,6					
3000		W16LS	3035	0,6					
<b>REDLINE</b>									
5.0L 302 CID		T20P-U	5034	0,9	T20PR-U	5035	ITF20	5331	
5.8L 351 CID				0,9	T20PR-U	5035	ITF20	5331	
5.8L 351 CID HO				1,0	T20EPR-U	5032	IT20	5326	
7.5L 460 CID				0,9	T20PR-U	5035	ITF20	5331	
<b>RENAULT - COUACH</b>									
RC6 / RC8 / RC15		M14	5001	0,6					

		Standard				Alternative			
									
<b>RENAULT - COUACH</b> <i>continued</i>									
RC25 / RC30		W20FP-U	3068	0,6	W20FPR-U	3070	IWF20	5378	
<b>REVLEY</b>									
R225 / R300 / R401				0,9	W16PR-U	3037			
<b>ROLLS-ROYCE</b>									
LM 841		W20ES-U	3051	0,9	W20ESR-U	3057			
MARINE V-8		W20ES-U	3051	0,6	W20ESR-U	3057			
<b>SALSBURY</b>									
ALL MODELS		W14-U	6008	0,6					
<b>SCRIPPS</b>									
14MM HEADS		W20S-U	3075	0,6	W20SR-U	3076			
18MM HEADS		L14-U	5000	0,6					
<b>SEADRIVE</b>									
1100		W20ES-U	3051	0,6	W20ESR-U	3057			
<b>SEAFARER</b>									
SEAFARER		W20ES-U	3051	0,5	W20ESR-U	3057			
<b>ST. LAWRENCE</b>									
14MM HEADS		W14-U	6008	0,6					
18MM HEADS		L14-U	5000	0,6					
<b>STOKES</b>									
WILLY'S TORNADO				0,6	W22FSR	4024	IWF22	5379	
<b>STUART TURNER</b>									
14MM HEADS		W20FS-U	3073	0,5	W20FSR-U	6053	IWF22	5379	
18MM HEADS		M17	5002	0,5					
P6 / P66 / R3M / ST4M		W20FS-U	3073	0,5	W20FSR-U	6053	IWF22	5379	
<b>TEMPEST</b>									
VEDETTE MK8		W20ES-U	3051	0,6	W20ESR-U	3057			
<b>TOYOTA MARINE / EPIC</b>									
300 EPIC 21 CLOSED BOW / EPIC 22 OPEN BOW 4.0L 4.0 V-8 32V DOHC VVT-I	97 > 02			1,1					
300 S22 4.0L / X22 4.0L 4.0 V-8 32V DOHC VVT-I	97 > 02			1,1					
<b>TURBO MARINE</b>									
4 CYL.	73 >	W22EP-U	3085	0,6	W22EPR-U	3088	IW22	5307	
K-399-2	71 > 73	M24S	5004	0,5					
<b>U. S. MARINE</b>									
5.8L 351 CID				1,0	T20PR-U	5035	ITF20	5331	
7.5L 460 CID				1,0	T20PR-U	5035	ITF20	5331	
<b>UNIVERSAL</b>									
140 SABRE 198 CU.IN.				0,9	W16PR-U	3037			
155 SUPER SABRE 225 CU.IN.				0,9	W16PR-U	3037			
188 LEV / LEVH / LITTLE KING		W20S-U	3075	0,7	W20SR-U	3076			
227 NKEV BIG KING		MA20P-U	5012	0,9	MA20PR-U	5013			
ARROW / BLUEFIN / BULLIT		W20S-U	3075	0,8	W20SR-U	3076			
ATOMIC 1		W20S-U	3075	0,9	W20SR-U	3076			
ATOMIC 2 / ATOMIC 4 / ATOMIC STEVEDORE		W20S-U	3075	0,9	W20SR-U	3076			
ATOMIC 3		W20S-U	3075	0,9	W20SR-U	3076			
BR RACER		M17	5002	0,6					
COLT / COMMODORE / ELF / Z-DRIVE		W20S-U	3075	0,8	W20SR-U	3076			
EV / EV15 / EV20 / EV25 / EV30		W16LS	3035	0,9					
EXPLORER SIX / KINGHT / TARPON / MARLIN		W20S-U	3075	0,9	W20SR-U	3076			
STRATO-KING		W20S-U	3075	0,7	W20SR-U	3076			
SUPER SABRE				0,9	W16PR-U	3037			
SUPER SIX / SUPER SIX STEVEDORE		W20S-U	3075	0,9	W20SR-U	3076			
<b>VALMET</b>									
6 BVRE , BVR		W20FS-U	3073	0,5	W20FSR-U	6053	IWF22	5379	
7 VIRE 70E		W20FS-U	3073	0,7	W20FSR-U	6053	IWF22	5379	
<b>VOLVOPENTA</b>									
60F KEROSENE		W16FS-U	3034	0,9	W16FSR	3033			
80		W20S-U	3075	0,6	W20SR-U	3076			
90		W16FS-U	3034	0,6	W16FSR	3033			
95 / 95A / 100 / 105A		W22FP-U	4021	0,6	W22FPR-U	4022	IWF22	5379	
110 / 115A / B120 / A / B		W22FP-U	4021	0,6	W22FPR-U	4022	IWF22	5379	
120 (B21)		W22EP-U	3085	0,6	W22EPR-U	3088	IW22	5307	
125 (B21) 2.1L 1 CARB.		W22EP-U	3085	0,6	W22EPR-U	3088	IW22	5307	
125A 4 CYL.		W22EP-U	3085	0,6	W22EPR-U	3088	IW22	5307	
130 / A / B / C / D		W20FS	0	0,6	W22FSR	4024	IWF22	5379	
131 / A / B / C / D, 230		W22EP-U	3085	0,6	W22EPR-U	3088	IW22	5307	
140 / A		W22EP-U	3085	0,6	W22EPR-U	3088	IW22	5307	
145 / A		W22EP-U	3085	0,7	W22EPR-U	3088	IW22	5307	
150 / A / B				0,9	W16PR-U	3037			










		Standard				Alternative			
									
<b>VOLVOPENTA continued</b>									
151 / A / B / C		W22EP-U	3085	0,6	W22EPR-U	3088	IW22	5307	
165A, 170 / A / B / C		W22FS-U	4025	0,7			IWF22	5379	
171		W22EP-U	3085	0,6	W22EPR-U	3088	IW22	5307	
175A				0,7	T20PR-U	5035	ITF20	5331	
180		W20S-U	3075	0,6	W20SR-U	3076			
190		T16P-U	5024	0,7	T16PR-U	5025	ITF16	5330	
200 / A / B / D		T20P-U	5034	0,7	T20PR-U	5035	ITF20	5331	
205A	87			0,7	T20R-U	5038			
205A	87 >			0,7	T20PR-U	5035	ITF20	5331	
210 --> SER. NO. 177314		W20S-U	3075	0,7	W20SR-U	3076			
210A SER.NO. 177315 -->		T20P-U	5034	0,7	T20PR-U	5035	ITF20	5331	
211A	87			0,7	T20R-U	5038			
211A	87 >			0,7	T20PR-U	5035	ITF20	5331	
225 / A / B / C / D, 240A		T20P-U	5034	0,7	T20PR-U	5035	ITF20	5331	
230A, 250A		W22EP-U	3085	0,8	W22EPR-U	3088	IW22	5307	
231A				0,7	T20PR-U	5035	ITF20	5331	
250 A (B25) 2.5L 2 CARB.		W22EP-U	3085	0,6	W22EPR-U	3088	IW22	5307	
251 (B25) DOHC 16V 2 CARB.		W22EP-U	3085	0,6	W22EPR-U	3088	IW22	5307	
255B		T20P-U	5034	0,7	T20PR-U	5035	ITF20	5331	
260A, 280, 280A, 290A				0,7	T20PR-U	5035	ITF20	5331	
271C, 311B				0,7	T20PR-U	5035	ITF20	5331	
430 / 431 V-6				0,7	T20PR-U	5035	ITF20	5331	
500 / 501 V-8				0,7	T20PR-U	5035	ITF20	5331	
570 / 571 V-8				0,7	T20PR-U	5035	ITF20	5331	
740ADP				0,7	T20PR-U	5035	ITF20	5331	
B230 2.3L 1 CARB.		W22EP-U	3085	0,6	W22EPR-U	3088	IW22	5307	
BB25 / BB41		W20S-U	3075	0,6	W20SR-U	3076			
BB30B / BB10A		W22FP-U	4021	0,6	W22FPR-U	4022	IWF22	5379	
BB30F KEROSENE		W16FS-U	3034	0,9	W16FSR	3033			
BB70		W20S-U	3075	0,6	W20SR-U	3076			
BB100 / A		W22FP-U	4021	0,6	W22FPR-U	4022	IWF22	5379	
BB115A / B / C		W20FS	0	0,6	W22FSR	4024	IWF22	5379	
BB140 / BB145A		W22EP-U	3085	0,7	W22EPR-U	3088	IW22	5307	
BB165A		W22FS-U	4025	0,6			IWF22	5379	
BB170A / B		W20FS	0	0,6	W22FSR	4024	IWF22	5379	
BB220 / BB225 / BB260				0,6	T20PR-U	5035	ITF20	5331	
BB311				0,6	T20PR-U	5035	ITF20	5331	
C2 / C5 / C10 / C23		L14-U	5000	0,6					
M20B		W22FP-U	4021	0,6	W22FPR-U	4022	IWF22	5379	
MB 2 S / MB 50 S		X20FS-U	4078	0,6	X20FSR-U	4080			
MB10 / MB10 A / 100S		W16FP-U	4019	0,6	W16FPR-U	4192	IWF16	5359	
MB18F KEROSENE		W16FS-U	3034	0,9	W16FSR	3033			
MB20A		W22FP-U	4021	0,6	W22FPR-U	4022	IWF22	5379	
MB36A / B		W20S-U	3075	0,6	W20SR-U	3076			
MS5 7.4 LITRE, 455 C.I.D.				0,7	T20PR-U	5035	ITF20	5331	
<b>VOLVO-PENTA</b>									
3.0L GS 2 BBL				1,1	T20EPR-U	5032	IT20	5326	
4.3L GI EFI				1,1	T20PR-U	5035	ITF20	5331	
4.3L GI EFI				1,1	T20EPR-U	5032	IT20	5326	
4.3L GI EFI				1,1	T20EPR-U	5032	IT20	5326	
4.3L GI EFI				1,1	T20PR-U	5035	ITF20	5331	
4.3L GI EFI				1,1	T20EPR-U	5032	IT20	5326	
4.3L GL 2 BBL				1,1	T20EPR-U	5032	IT20	5326	
4.3L GL 2 BBL				1,1	T20PR-U	5035	ITF20	5331	
4.3L GL 2 BBL				1,1	T20EPR-U	5032	IT20	5326	
4.3L GS 4 BBL				1,1	T20EPR-U	5032	IT20	5326	
4.3L GS 4 BBL				1,1	T20EPR-U	5032	IT20	5326	
4.3L GS 4 BBL				1,1	T20PR-U	5035	ITF20	5331	
4.3L GS 4 BBL				1,1	T20EPR-U	5032	IT20	5326	
4.3L OSI-XPD		MA20P-U	5012	0,9	MA20PR-U	5013			
5.0L FI EFI				0,9	T20EPR-U	5032	IT20	5326	
5.0L FI EFI		MA20P-U	5012	0,9	MA20PR-U	5013			
5.0L FL 2 BBL				0,9	T16PR-U	5025	ITF16	5330	
5.0L FL 2 BBL				0,9	T16PR-U	5025	ITF16	5330	
5.0L GI GEN 1+				1,1	T20EPR-U	5032	IT20	5326	
5.0L GI GEN 1+				1,1	T20EPR-U	5032	IT20	5326	
5.0L GL GEN 1+				1,1	T20EPR-U	5032	IT20	5326	
5.0L GL GEN 1+				1,1	T20EPR-U	5032	IT20	5326	



		Standard				Alternative			
									
<b>VOLVO-PENTA</b> <i>continued</i>									
5.0L OSI-XPD				0,9	T20EPR-U	5032	IT20	5326	
5.7L DPX 375				1,5	T20EPR-U15	5033	IT20	5326	
5.7L GI EFI				1,1	T20PR-U	5035	ITF20	5331	
5.7L GI EFI				1,1	T20PR-U	5035	ITF20	5331	
5.7L GLI EFI				1,1	T20PR-U	5035	ITF20	5331	
5.7L GLI EFI				1,1	T20PR-U	5035	ITF20	5331	
5.7L GS GEN 1+				1,1	T20EPR-U	5032	IT20	5326	
5.7L GS GEN 1+				1,1	T20EPR-U	5032	IT20	5326	
5.7L GSI GEN 1+				1,1	T20EPR-U	5032	IT20	5326	
5.7L GSI GEN 1+				1,1	T20EPR-U	5032	IT20	5326	
5.7L GXI				1,5	T20EPR-U15	5033	IT20	5326	
5.7L GXI				1,5	T20EPR-U15	5033	IT20	5326	
5.7L OSI-XPD				0,9	T20EPR-U	5032	IT20	5326	
5.7L OSXI-XPD				0,9	T20EPR-U	5032	IT20	5326	
5.8L FL 4 BBL				0,9	T16PR-U	5025	ITF16	5330	
5.8L FL 4 BBL				0,9	T16PR-U	5025	ITF16	5330	
5.8L FSI EFI HO				0,9	T20EPR-U	5032	IT20	5326	
5.8L FSI EFI HO				0,9	T20EPR-U	5032	IT20	5326	
7.4L GI EFI				1,1	T20PR-U	5035	ITF20	5331	
7.4L GI EFI				1,1	T20PR-U	5035	ITF20	5331	
7.4L GI L29				0,9	T20EPR-U	5032	IT20	5326	
7.4L GI L29				0,9	T20EPR-U	5032	IT20	5326	
8.1L DPX 420				1,5					
60F		W16FS-U	3034	0,9	W16FSR	3033			
150 / A / B				0,9	W20PR-U	5046			
190				0,9	T20R-U	5038			
211 / DP				0,9	T20R-U	5038			
225 E / F				0,9	T20R-U	5038			
231 / DP				0,9	T20R-U	5038			
271 / DP				0,9	T20R-U	5038			
B16A				0,6	W20PR-U	5046			
B16C				0,6	W20PR-U	5046			
B18A		W20FS-U	3073	0,6	W20FSR-U	6053	IWF22	5379	
BB145C		W24EP-U	4028	0,6	W24EPR-U	4136	IW24	5316	
<b>WATERMOTA</b>									
29 SEA WOLF FORD 105E		W20ES-U	3051	0,6	W20ESR-U	3057			
35 SEA OTTER FORD 115E		W20ES-U	3051	0,6	W20ESR-U	3057			
45 SEA TIGER FORD 122E		W20ES-U	3051	0,6	W20ESR-U	3057			
SEA CHEETAH / SEA LEOPARD		W20EP-U	3043	0,6	W20EPR-U	3047	IW20	5306	
SEA TIGER 1599CC		W20EP-U	3043	0,6	W20EPR-U	3047	IW20	5306	
SEA WOLF 1098CC		W20EP-U	3043	0,6	W20EPR-U	3047	IW20	5306	
SHRIMP		W20ES-U	3051	0,5	W20ESR-U	3057			
SUPER SHRIMP		W20S-U	3075	0,5	W20SR-U	3076			
<b>WUKESHA</b>									
350 460 / 4		T20P-U	5034	0,9	T20PR-U	5035	ITF20	5331	
350 WLF / WRF		T20P-U	5034	0,9	T20PR-U	5035	ITF20	5331	
<b>WEST BEND</b>									
SHARK-O-MATIC		W20S-U	3075	0,8	W20SR-U	3076			
<b>WICKSTROM</b>									
W1 / W2 / W3		M17	5002	0,5					
<b>WORTHAM BLAKE</b>									
DOLPHIN MK2 / SPRITE		W16EP-U	3018	0,8	W16EPR-U	3021	IW16	5305	
FISHERBOY 4 OHV		W20EP-U	3043	0,6	W20EPR-U	3047	IW20	5306	
FISHERBOY SV		W20FS-U	3073	0,6	W20FSR-U	6053	IWF22	5379	
SPRITE V-4 / DOLPHIN V-6		W20EP-U	3043	0,8	W20EPR-U	3047	IW20	5306	
<b>YAMAHA</b>									
110	63 > 66	W20ES-U	3051	0,8	W20ESR-U	3057			
110 L4 3.0L (181 C.I.D.) L-4				0,7	T20PR-U	5035	ITF20	5331	
180 V-6 4.3L (262 C.I.D.) V-6		T20P-U	5034	0,7	T20PR-U	5035	ITF20	5331	
210 V-8 5.0L (305 C.I.D.) V-8				0,7	T20PR-U	5035	ITF20	5331	
212X	08 > 10			0,8	U27ESR-NB	4224	IU27	5363	
212S	08 > 10			0,8	U27ESR-NB	4224	IU27	5363	
232 LIMITED	08 > 09			0,8	U27ESR-NB	4224	IU27	5363	
240 V-8 5.7L (359 C.I.D.) V-8				0,7	T20PR-U	5035	ITF20	5331	
300 V-8 7.4L (454 C.I.D.) V-8				0,7	T20R-U	5038			
AR210	03 > 05			0,6	W24FSR	4037	IWF24	5380	
AR210	03 > 10			0,8	U27ESR-NB	4224	IU27	5363	
AR230	03 > 05			0,8	U27ESR-NB	4224	IU27	5363	

# Spark Plugs

## Application Tables — Marine Inboard









		Standard			R		Alternative		
									
<b>YAMAHA</b> <i>continued</i>									
AR230 HIGH OUTPUT	05 > 09			0,8	U27ESR-NB	4224	IU27	5363	
EXCITER 135	98 > 99			0,6	W24FSR	4037	IWF24	5380	
EXCITER 220	96 > 98			0,6	W24FSR	4037	IWF24	5380	
EXCITER 227	98 > 99			0,6	W24FSR	4037	IWF24	5380	
EXCITER 270	98 > 99			0,6	W24FSR	4037	IWF24	5380	
LS2000	99 > 03			0,6	W24FSR	4037	IWF24	5380	
LX210	03 > 05			0,6	W24FSR	4037	IWF24	5380	
LX2000	02			0,6	W24FSR	4037	IWF24	5380	
SR210	07			0,8	U27ESR-NB	4224	IU27	5363	
SR230	03 > 05			0,8	U27ESR-NB	4224	IU27	5363	
SR230 HIGH OUTPUT	07			0,8	U27ESR-NB	4224	IU27	5363	
SX210	07			0,8	U27ESR-NB	4224	IU27	5363	
SX230	03 > 05			0,8	U27ESR-NB	4224	IU27	5363	
SX230 HIGH OUTPUT	05 > 07			0,8	U27ESR-NB	4224	IU27	5363	
XR1800	00 > 01			1,1	W24ESR-U	4033	IW24	5316	

# DENSO Jetski











# Spark Plugs

## Application Tables — Jetski

	KW			Standard			Alternative		
									
<b>ARCTCO (SUZUKI)</b>									
639				W27ESR-U	4045	0,7	IW27	5317	
644				W27ESR-U	4045	0,7	IW27	5317	
800				W27ESR-U	4045	0,7	IW27	5317	
640 cc	TIGERSHARK Daytona	46	93 >	W27ESR-U	4045	0,7	IW27	5317	
640 cc	TIGERSHARK Barracuda	46	94 >	W27ESR-U	4045	0,7	IW27	5317	
640 cc	TIGERSHARK Montego (Deluxe)	46	95 >	W27ESR-U	4045	0,7	IW27	5317	
640 cc	TIGERSHARK Monte Carlo 640	46	95 >	W27ESR-U	4045	0,7	IW27	5317	
768 cc	TIGERSHARK Daytona 770	66	96 >	W27ESR-U	4045	0,7	IW27	5317	
768 cc	TIGERSHARK Monte Carlo 770	66	96 >	W27ESR-U	4045	0,7	IW27	5317	
896 cc	TIGERSHARK Monte Carlo 900	77	95 >	W27ESR-U	4045	0,7	IW27	5317	
	TIGERSHARK Daytona		97 >	W27ESR-U	4045	0,7	IW27	5317	
	TIGERSHARK Monte Carlo		97 >	W27ESR-U	4045	0,7	IW27	5317	
<b>ARKOS (EMAK)</b>									
	AQUASCOOTER JLO			W20FS-U	3073	0,6			
<b>BOMBARDIER (SEA - DOO)</b>									
	580 1 / 580 2 / 580 3 / 5810		88 >	W22ESR-U	3098	0,7			
	580 EXP / 580 SPX		93 >	W22ESR-U	3098	0,6			
	580 GT		91 >	W22ESR-U	3098	0,7			
	580 GTS		92 >	W22ESR-U	3098	0,6			
	580 GTX		92 > 93	W22ESR-U	3098	0,6			
	580 SP		91 >	W22ESR-U	3098	0,6			
	580 SPi		93 >	W22ESR-U	3098	0,6			
	580 XP		91 > 92	W22ESR-U	3098	0,6			
	650 GTX		94 >	W24ESR-U	4033	0,6	IW24	5316	
	650 SPX		94 >	W24ESR-U	4033	0,6	IW24	5316	
	650 XP		93 >	W24ESR-U	4033	0,6	IW24	5316	
718 cc	718 GS	63.0	97 >	W24ESR-U	4033	0,6	IW24	5316	
718 cc	718 GSi	66.0	97 >	W24ESR-U	4033	0,6	IW24	5316	
718 cc	718 GTi	63.0	95 >	W24ESR-U	4033	0,6	IW24	5316	
718 cc	718 GTS	63.0	97 >	W24ESR-U	4033	0,6	IW24	5316	
718 cc	718 HX	63.0	95 >	W24ESR-U	4033	0,6	IW24	5316	
782 cc	718 SP (R.A.V.E.)	81.0	97 >	W24ESR-U	4033	0,6	IW24	5316	
	718 SPX		96 >	W24ESR-U	4033	0,6	IW24	5316	
782 cc	718 XP (R.A.V.E.)	81.0	95 >	W24ESR-U	4033	0,6	IW24	5316	
	781 XP		95 >	W24ESR-U	4033	0,6	IW24	5316	
782 cc	782 GTX / GSX (R.A.V.E.)	81.0	96 >	W24ESR-U	4033	0,6	IW24	5316	
782 cc	782 SPX (R.A.V.E.)	81.0	97 >	W24ESR-U	4033	0,6	IW24	5316	
	787 GSX		96 >	W24ESR-U	4033	0,6	IW24	5316	
	787 GTX		96 >	W24ESR-U	4033	0,6	IW24	5316	
	800 XP		96 >	W24ESR-U	4033	0,6	IW24	5316	
951 cc	3D DI			Orbital Direct injection	KJ14CR-L11	3167	1,1	IK16	5303
951 cc	GSX Limited (R.A.V.E.)	96.0	97 >	W24ESR-U	4033	0,6	IW24	5316	
951 cc	GTX Di	96.0		Orbital Direct injection			1,0		
951 cc	RX Di	96.0		Orbital Direct injection			1,0		
1500 cc	GTI 4-TEC / SC			BRP-Rotax 1503	XU24EPR-U	3312	0,7	IXU24	5309
1500 cc	GTX / SC / Ltd / WAKE			BRP-Rotax 1503	XU24EPR-U	3312	0,7	IXU24	5309
1500 cc	RXP			BRP-Rotax 1503	XU24EPR-U	3312	0,7	IXU24	5309
1500 cc	RXT			BRP-Rotax 1503	XU24EPR-U	3312	0,7	IXU24	5309
<b>HONDA</b>									
1235 cc	AQUATRAX F12	92.0		ARX1200N3			0,9	IUH27	5369
1235 cc	AQUATRAX F12X Turbo	121.0		ARX1200T3			0,9	VNH27Z	5631
1235 cc	AQUATRAX R12	92.0		ARX1200N2			0,9	VNH27Z	5631
1235 cc	AQUATRAX R12X Turbo	121.0		ARX1200T2			0,9	VNH27Z	5631
<b>JET SKI (KAWASAKI)</b>									
	750SX / 750 SXi / 750X-4 / 750 SXi Pro				W24ESR(B)	6068	0,8	IW24	5316
743 cc	750 SXi PRO			JH750-C..	W24ESR(B)	6068	0,8	IW24	5316
891 cc	900 STX			JT900-C..	W27ESR(B)	6069	0,7	IW27	5317
891 cc	900 STS			JT900-B..	W27ESR(B)	6069	0,7	IW27	5317
	900 ZXi			JH 900 A/-A1	W27ESR(B)	6069	0,8	IW27	5317
1071 cc	1100 ZXi			JH1100-A..	W27ESR(B)	6069	0,7	IW27	5317
1071 cc	1100 STX / 1100 Sxi				W27ESR(B)	6069	0,7	IW27	5317
1176 cc	1200 STX-R	103.0		JT1200-A1			0,7	IW01-27	5714
	Jetmate, Jetski 300 / 440 / 650SX / X-2 / TS / SC				W22ESR-U	3098	0,8		
	Jetski 550			-> 60	W22ESR-U	3098	0,8		
	Jetski 550			61->	W24ESR-U	4033	0,8	IW24	5316
	Jetski 550 SX				W24ESR-U	4033	0,8	IW24	5316
	JF 650			86 > 96	W22ESR-U	3098	0,8		

# Spark Plugs









## Application Tables – Jetski

	KW			Standard			Alternative	
								
<b>JET SKI (KAWASAKI) continued</b>								
JF 650 - A10			95 >	W24ESR-U	4033	0,8	IW24	5316
JH 1100			96 >	W27ESR-V	4049	0,8	IW27	5317
JH 750 / JS 750			92 > 96	W24ESR-U	4033	0,8	IW24	5316
JL 650 / JS 650			91 > 95	W22ESR-U	3098	0,8		
JS 300			86 > 91	W22ESR-U	3098	0,8		
JS 300SX			86 > 89	W22ESR-U	3098	0,8		
JS 400			76 >	W22ESR-U	3098	0,8		
JS 400A			74 > 75	W22ES-U	3093	0,8		
JS 440			77 > 92	W22ESR-U	3098	0,8		
JS 550 / JB 650			82 > 95	W22ESR-U	3098	0,8		
JS 650			87 > 90	W22ES-U	3093	0,8		
JT 750			93 > 96	W24ESR(B)	6068	0,8	IW24	5316
1176 cc Ultra 150	110.0	JH1200A1	99			0,6	IW01-27	5714
1176 cc Ultra 150	107.0	JH1200A2	00			0,6	IW01-27	5714
1176 cc Ultra 150	107.0	JH1200 A3/A4	01 >	W27ESR(B)	6069	0,7	IW27	5317
<b>KAWASAKI</b>								
743 cc XI SPORT		JH750-G..	98 >	W24ESR(B)	6068	0,8	IW24	5316
781 cc 800 SX-R	58.9	JS800	03 >	W24ESR-U	4033	0,8	IW24	5316
890 cc 900 STX		JT900	98 >	W27ESR-U	4045	0,8	IW27	5317
1199 cc STX-12F	91.9	JT1200	03 >	U27ETR	4155	0,8	IU27A	5366
1498 cc STX-15F	118.0	JT1500	03 >	U27ETR	4155	0,8	IU27A	5366
<b>POLARIS</b>								
700 cc FREEDOM				W24EPR-U	4136	0,7	IW24	5316
GENESIS	99.0		01 >			0,7	IK27	5312
HURRICANE			96	W22EPR-U	3088	0,7	IW22	5307
HURRICANE			97 >	W24EPR-U	4136	0,7	IW24	5316
750 cc MSX 110		Turbo	04 >	PK22PR8	3273	0,8		
750 cc MSX 150		Turbo	04 >	PK22PR8	3273	0,8		
OCTANE				W27ESR-U	4045	0,6	IW27	5317
PRO 1200	99.0		01 >			0,7	IK27	5312
SL 650 / SL 650 STD			95 >	W22EPR-U	3088	0,6	IW22	5307
SL 650			92 > 93	W24ESR-U	4033	0,7	IW24	5316
SL 650			94 > 95	W22EPR-U	3088	0,7	IW22	5307
SL 650 STD			95 >	W22EPR-U	3088	0,7	IW22	5307
SL 700			96	W22EPR-U	3088	0,7	IW22	5307
SL 700	59.0		97 >	W24EPR-U	4136	0,7	IW24	5316
SLT 700	59.0		96 >	W22EPR-U	3088	0,7	IW22	5307
SL 700 DELUXE			97 >	W22EPR-U	3088	0,7	IW22	5307
SLH	70.0		98 >	W24EPR-U	4136	0,7	IW24	5316
SLTH			98 >	W24EPR-U	4136	0,7	IW24	5316
SL 750			93	W24ESR-U	4033	0,7	IW24	5316
SL 750			94 > 95	W22EPR-U	3088	0,7	IW22	5307
SLT 750			94 > 95	W22EPR-U	3088	0,7	IW22	5307
SLT 780	66.0		96 >	W24EPR-U	4136	0,7	IW24	5316
SLX 780	66.0		95 > 96	W24EPR-U	4136	0,7	IW24	5316
SL 780	66.0		96 >	W24EPR-U	4136	0,7	IW24	5316
SLT 780	70.0		97 >	W24EPR-U	4136	0,7	IW24	5316
SLX PRO 785	99.0		97			0,7	IW24	5316
SLX PRO 785	99.0	(Heavy use = option)	98 >			0,7	IW27	5317
SL 900	81.0		96 >	W24EPR-U	4136	0,7	IW24	5316
SLTX	88.0		96 >	W24EPR-U	4136	0,7	IW24	5316
SLXH			96 > 97	W24EPR-U	4136	0,7	IW24	5316
SLT 1050	88.0		97 >	W24EPR-U	4136	0,7	IW24	5316
SL 1050			97 >	W24EPR-U	4136	0,7	IW24	5316
SLXH	99.0		98 >	W27ESR-U	4045	0,7	IW27	5317
SLX	99.0		99 >			0,7	IK27	5312
VIRAGE				W24EPR-U	4136	0,7	IW24	5316
VIRAGE i	70.0		01 >	W24EPR-U	4136	0,7	IW24	5316
VIRAGE TX	99.0		01 >			0,7	IK27	5312
<b>POWERBOARD</b>								
PowerBoard			89 > 90	W22FPR-U	4022	0,9	IWF22	5379
<b>PROGRESSIVE POWER</b>								
Formula Micro			87 > 90	W20MP-U	6023	0,6		
<b>SURF JET</b>								
260 cc All 260cc Models	260cc		80 > 92	W22FS-U	4025	0,6	IWF22	5379
<b>SUZUKI</b>								
650 cc WATERSCOOTER PJ 650			95 >	W27ESR-V	4049	0,7	IW27	5317











# Spark Plugs

## Application Tables – Jetski

	KW			Standard			Alternative	
								
<b>ULTRA NAUTICS</b>								
All models with Mercury Engines			92 >	SF-50	6001			
All models with Suzuki Engines			92 >	W24FSR	4037	0,8	IWF24	5380
845 cc Jetfisher 1670B			90 >	W24FS-U	4038	0,8	IWF24	5380
Jetstar 1250 / Starflash			88 > 90	W24FS-U	4038	0,8	IWF24	5380
Riverjet 1670 / Jetstar 1260 / Jetfisher 1660L			91 >	W24FS-U	4038	0,8	IWF24	5380
Riverjet 167B			90 >	W24FS-U	4038	0,8	IWF24	5380
Seaflash ST / XL / XP			91 >	W24FS-U	4038	0,8	IWF24	5380
Wetbike			86 > 91	W24FS-U	4038	0,8	IWF24	5380
<b>WET JET</b>								
428			85 >	W24ESR-U	4033	0,8	IW24	5316
428 L / C			86 > 87	W24ESR-U	4033	0,8	IW24	5316
432			88 >	W24ESR-U	4033	0,8	IW24	5316
432 - Brut			88 > 92	W24ESR-U	4033	0,7	IW24	5316
DUO / ZX			96 >	W24FSR	4037	0,6	IWF24	5380
DUO 200			94 >	W24ESR-U	4033	0,7	IW24	5316
DUO 300 / DUO 300 ZX			95 >	W24FSR	4037	0,8	IWF24	5380
Special Edition Brut			91 > 92	W24ESR-U	4033	0,7	IW24	5316
Spirit			85 >	W24ESR-U	4033	0,7	IW24	5316
Sport Brut			92 >	W24ESR-U	4033	0,7	IW24	5316
Sport II Brut			90 > 92	W24ESR-U	4033	0,7	IW24	5316
<b>YAMAHA</b>								
2 Cyl. 701cc			01 >	W24FSR	4037	0,6	IWF24	5380
FX 140	103.0		01 >	U27ESR-NB	4224	0,7	IU27A	5366
FX 700 (FX 1)	46.0		95 > 96	W24FS-U	4038	0,7	IWF24	5380
Super Jet BJ 650			90 > 93	W24FS-U	4038	0,6	IWF24	5380
Super Jet SJ 650			90 > 94	W24FS-U	4038	0,6	IWF24	5380
Super Jet SJ 700T			95 > 97	W24FS-U	4038	0,7	IWF24	5380
Super Jet SJ 700	54.0	MJ-700SJ	98 >	W22FS-U	4025	0,7	IWF22	5379
Super Jet SJ 700	54.0	MJ-700SJ	02 >	W22FSR	4024	0,7	IWF24	5380
700 XL LTD			01 >	W24FSR	4037	0,6	IWF24	5380
WaveBlaster WB 700	54.0		95 >	W24FS-U	4038	0,7	IWF24	5380
WaveBlaster WB 700T			93 > 96	W24FS-U	4038	0,7	IWF24	5380
WaveBlaster II 760	66.0		97 >	W24FSR	4037	0,6	IWF24	5380
WaveJammer MJ 500			87 > 90	W22FS-U	4025	0,6	IWF22	5379
WaveRaider 1100 RA 1100			95 > 96	W24FSR	4037	0,6	IWF24	5380
WaveRaider Deluxe RA 700			95 > 96	W24FSR	4037	0,6	IWF24	5380
WaveRaider RA 700T			95 > 96	W24FSR	4037	0,6	IWF24	5380
WaveRunner II GP WRA 700T			95 > 96	W24FSR	4037	0,6	IWF24	5380
WaveRunner III WRA 650			90 > 93	W24FSR	4037	0,6	IWF24	5380
WaveRunner III WRA 650T			95 > 96	W24FS-U	4038	0,7	IWF24	5380
WaveRunner III GP			00 >	W24ESR(B)	6068	1,0	IW24	5316
WaveRunner FX 1100		(CRUISER) HO	03 >	U27ESR-NB	4224	0,7	IU27A	5366
WaveRunner FX 1800		(CRUISER) SHO	07 >	K20HR-U11	3381	1,1	IKH20	5344
WaveRunner GP 760	66.0		98 >	W24FSR	4037	0,6	IWF24	5380
WaveRunner GP 800 / GP 800 R	88.0		00 >	W24ESR(B)	6068	0,7	IW24	5316
WaveRunner GP 1200	99.0		98 >	W24FSR	4037	0,6	IWF24	5380
WaveRunner GP 1200 R			01 >	W24ESR(B)	6068	0,9	IW24	5316
WaveRunner GP 1200 R	114.0		02 >	W24ESR(B)	6068	0,7	IW24	5316
WaveRunner Pro VXR WRA 700			93 > 96	W24FSR	4037	0,6	IWF24	5380
WaveRunner Pro VXR WRB 700			93 > 96	W24FSR	4037	0,6	IWF24	5380
WaveRunner SUV 1200 Superventure	99.0		00 >	W24FSR	4037	0,7	IWF24	5380
WaveRunner VXR WRB 650			95 >	W24FSR	4037	0,7	IWF24	5380
WaveRunner VXR WRB 650T			91 > 96	W24FS-U	4038	0,6	IWF24	5380
WaveRunner WB 700			93 >	W24FS-U	4038	0,6	IWF24	5380
WaveRunner WR 500			87 > 93	W22FS-U	4025	0,6	IWF22	5379
WaveRunner WR 650			90 > 92	W24FS-U	4038	0,6	IWF24	5380
WaveRunner XL 700	59.0		01 >	W24FSR	4037	0,6	IWF24	5380
WaveRunner XL 760	66.0		98 >	W24FSR	4037	0,6	IWF24	5380
WaveRunner XL 800			00 >	W24ESR(B)	6068	0,7	IW24	5316
WaveRunner XL 1200	99.0		98 >	W24FSR	4037	0,6	IWF24	5380
WaveRunner XL 1200 LTD	99.0		99 >	W24ESR(B)	6068	1,0	IW24	5316
WaveRunner XLT 800			00 >	W24ESR(B)	6068	0,7	IW24	5316
WaveRunner XLT 1200			01 >	W24ESR(B)	6068	0,9	IW24	5316
WaveVenture VN 700			95 >	W24FSR	4037	0,6	IWF24	5380
WaveVenture 760	66.0		96 >	W24FSR	4037	0,6	IWF24	5380
WaveVenture WVT 700T			95 > 96	W24FSR	4037	0,6	IWF24	5380
WaveVenture WVT 1100	81.0		96 >	W24FSR	4037	0,7	IWF24	5380

# Spark Plugs | Application Tables — Jetski

	KW			Standard			Alternative	
								
<b>YAMAHA</b> <i>continued</i>								
WB 700S			94 >	W24FSR	4037	0,6	IWF24	5380
WRB 650S			94 >	W24FS-U	4038	0,6	IWF24	5380
WRB 700S			94 >	W24FS-U	4038	0,6	IWF24	5380

# **DENSO** Cross Reference Chart



# Spark Plugs | Cross Reference Chart - OE

This chart should be used for guidance only. Design and material differences between manufacturers may vary the Heat Range. See recommendations section for specific engine applications. Where manufacturers names and/or numbers are stated these are given for reference purpose only and do not indicate source of manufacture or any connection in the course of trade with the manufacturers named.

APRILIA	DENSO	Iridium
0297542	X24ESR-U	IX24
0297921	U24ESR-N	IU24
0297942	XU27EPR-U	IXU27
0297945	RU01-31	
0897055	W24ESR-U	IW24
2BEN000088	W24FPR	IWF24
2BEN000181	N24EXRB	IU24
2BEN000276	N24EXRB	IU24
8206870	W22FSR	IWF22
8206871	W24FSR	IWF24
8550352	U22ESR-N	IU22

BMW	DENSO	Iridium
1 265 595	W20EPR-U	IW20
1 267 485	W20EPR-U	IW20
1 338 142	W20EP-U	IW20
1 338 145	W20EPR-U	IW20
1 338 145	W20EP-U	IW20
1 340 961	K22TNR-S	IK22
1 341 422	K22TNR-S	IK22
1 341 492	K22TNR-S	IK22
1 342 125	K22TNR-S	IK22
1 342 422	K22TNR-S	IK22
1 342 836	K22TNR-S	IK22
1 465 104	X22EPR-U9	IX22B
1 711 296	W20EPR-U	IW20
12 12 1 265 595	W20EPR-U	IW20
12 12 1 267 485	W20EPR-U	IW20
12 12 1 338 142	W20EP-U	IW20
12 12 1 338 145	W20EPR-U	IW20
12 12 1 338 145	W20EP-U	IW20
12 12 1 340 961	K22TNR-S	IK22
12 12 1 341 422	K22TNR-S	IK22
12 12 1 341 492	K22TNR-S	IK22
12 12 1 342 125	K22TNR-S	IK22
12 12 1 342 422	K22TNR-S	IK22
12 12 1 342 836	K22TNR-S	IK22
12 12 1 465 104	X22EPR-U9	IX22B
12 12 1 711 296	W20EPR-U	IW20
12 12 2 343 144	X24ESR-U	IX24
12 12 7 653 439	U24ESR-NB	IU24
12 12 7 653 771	K22TNR-S	IK22
12 12 7 664 404	X24ESR-U	IX24
12 12 7 671 302	XU22EPR-U	IXU22
12 12 7 677 560	XU24EPR-U	IXU24
12 12 7 681 415	XU22EPR-U	IXU22
12 12 7 690 603	XU24EPR-U	IXU24
12 12 7 699 116	IXU27	IXU27
12 12 7 728 634	XU24EPR-U	IXU24
12 12 7 728 635	IXU27	IXU27
12 12 9 061 868	X22ESR-U	IX22
12 12 9 061 871	W20EPR-U	IW20
12 12 9 061 882	X22EPR-U9	IX22B
12 12 9 065 004	XU22EPR-U	IXU22
2 343 144	X24ESR-U	IX24
7 653 439	U24ESR-NB	IU24
7 653 771	K22TNR-S	IK22
7 664 404	X24ESR-U	IX24
7 671 302	XU22EPR-U	IXU22
7 677 560	XU24EPR-U	IXU24
7 681 415	XU22EPR-U	IXU22
7 690 603	XU24EPR-U	IXU24
7 699 116	IXU27	IXU27
7 728 634	XU24EPR-U	IXU24
7 728 635	IXU27	IXU27
9 061 868	X22ESR-U	IX22
9 061 871	W20EPR-U	IW20
9 061 882	X22EPR-U9	IX22B
9 065 004	XU22EPR-U	IXU22

DUCATI	DENSO	Iridium
670.4.007.1A	XU24EPR-U	IXU24
670.4.012.1A	IX27	IX27
670.4.016.1B	U27ESR-N	IU27
670.4.023.1A	IU27	IU27
670.9.012.1A	IXU27	IXU27

HARLEY-DAVIDSON	DENSO	Iridium
10R12A	XU24EPR-U	IXU24
10R12X	XU24EPR-U	IXU24
2767101K	XU24EPR-U	IXU24
3231077	W16EXR-U	IW16
3231183	W16EXR-U11	IW16
3231786	XU22EPR-U	IXU22
3231786A	XU22EPR-U	IXU22
3232691	W16EXR-U	IW16
5A6	W16EXR-U	IW16
5R6	W16EXR-U	IW16
5R6A	W16EXR-U11	IW16
5RL	J16CR-U	IW16
6R12	XU22EPR-U	IXU22
EX12S	XU22EPR-U	IXU22

HONDA	DENSO	Iridium
12290-RSH-003	SK20PR-L11	IK20
12290-RSH-004	SK20PR-L11	IK20
31911-MBT-F21	IX24B	IX24B
31911-MBW-E11	VUH24D	IUH24
31911-MEE-J01	VUH24ES	
31912-HW1-671	VNH27Z	
31912-MBW-E11	VUH27D	IUH27
31912-MCW-003	VNH27Z	
31912-MEE-J01	VUH24ES	
31912-MEL-003	VUH27ES	
31912-MFL-003	VUH27ES	
31912-MGH-641	VUH24ES	
31916-KPH-901	U20EPR9	IU20
31916-KPH-9012	U20EPR9	IU20
31916-KPH-9012-M1	U20EPR9	IU20
31916-KRM-841	U24EPR9	IU24A
31916-KRM-8413	U24EPR9	IU24A
31916-KRM-8413-M1	U24EPR9	IU24A
31916-KSP-8610M1	U20EPR9	IU20
31916-KWB-601	U20EPR9	IU20
31916-KYT-9010	U24EPR9	IU24A
31916-KYT-9010-M1	U24EPR9	IU24A
31916-MEH-003	IU24	IU24
31916-MEH-0030	IU24	IU24
31919-MEB-671	VK27PRZ11	IK27
31919-MEB-672	VK27PRZ11	IK27
31919-MEB6720M2	VK27PRZ11	IK27
31921-MBW-E12	VUH24D	IUH24
31921-MBWE121M2	VUH24D	IUH24
31921-MFF-D000	U24EPR9	IU24A
31922-MBW-E12	VUH27D	IUH27
31922-MBWE121M2	VUH27D	IUH27
31922-MCW-004	VNH27Z	
31922-MCWA0040	VNH27Z	
31922-MEL-003	VUH27ES	
31922-MFL-003	VUH27ES	
31922-MOW-004	VNH27Z	
31926-KPH-901	U20EPR9	IU20
31926-KPH-9010	U20EPR9	IU20
31926-KPH-9010-M1	U20EPR9	IU20
31926-KPH-9010-M2	U20EPR9	IU20
31926-KPH-9011	U20EPR9	IU20
31926-KPH-9011-M1	U20EPR9	IU20
31927-KPH-9010	U22EPR9	IU22
31927-KPH-9010-M1	U22EPR9	IU22
31927-KPH-9011	U22EPR9	IU22
31927-KPH-9011-M1	U22EPR9	IU22
31928-MFF-D01	U24EPR9	IU24A

HONDA	DENSO	Iridium
31988-GEV-761	Y24FER-C	IY24
31989-GEV-761	Y27FER-C	IY27
98049-58716	Y24FER-C	IY24
98049-587-26	Y24FER-C	IY24
98049-587-2601	Y24FER-C	IY24
98049-587-2R	Y24FER-C	IY24
98049-587-2R00	Y24FER-C	IY24
98049-59716	Y27FER-C	IY27
98049-597-2R	Y27FER-C	IY27
98049-597-2R00	Y27FER-C	IY27
98056-56713	U20FSR-U	IUF22
98056-56716	U20FSR-U	IUF22
98056-56717	U20FSR-U	IUF22
98056-56718	U20FSR-U	IUF22
98056-56726	U20FSR-U	IUF22
98056-567-2604	U20FSR-U	IUF22
98056-57713	U22FSR-U	IUF22
98056-57716	U22FSR-U	IUF22
98056-57717	U22FSR-U	IUF22
98056-57718	U22FSR-U	IUF22
98056-57726	U22FSR-U	IUF22
98056-577-26	U22FSR-U	IUF22
98056-577-2603	U22FSR-U	IUF22
98056-58713	U24FSR-U	IUF24
98056-58716	U24FSR-U	IUF24
98056-58718	U24FSR-U	IUF24
98056-58726	U22FSR-U	IUF22
98056-587-26	U24FSR-U	IUF24
98056-587-2603	U24FSR-U	IUF24
98059-57916	U22FER9	IUH24
98059-57926	U22FER9	IUH24
98059-579-26	U22FER9	IUH24
98059-579-2601	U22FER9	IUH24
98059-58916	U24FER9	IUH24
98059-58916HE	IUH24	IUH24
98059-5891F	IUH24	IUH24
98059-58926	U24FER9	IUH24
98059-589-26	U24FER9	IUH24
98059-589-2601	U24FER9	IUH24
98059-5892UP	IUH24	IUH24
98059-589J6	IUH24	IUH24
98059-589K6	IUH24	IUH24
98059-59910	U27FER9	IUH27
98059-59916	U27FER9	IUH27
98059-59916HE	IUH27	IUH27
98059-5991F	IUH27	IUH27
98059-5991U	IUH27D	IUH27D
98059-59926	U27FER9	IUH27
98059-599-26	U27FER9	IUH27
98059-59926-01	U27FER9	IUH27
98059-5992U	IUH27D	IUH27D
98059-599-2U	IUH27D	IUH27D
98059-5992UP	IUH27	IUH27
98059-599J6	IUH27	IUH27
98061-58611	X24GPR-U	IXG24
98061-58616	X24GPR-U	IXG24
98061-58626	X24GPR-U	IXG24
98061-586-26	X24GPR-U	IXG24
98061-586-2603	X24GPR-U	IXG24
98061-586-2604	X24GPR-U	IXG24
98061-59616	X27GPR-U	IXG27
98061-59626	X27GPR-U	IXG27
98061-596-26	X27GPR-U	IXG27
98061-596-2603	X27GPR-U	IXG27
98069-38716	X24ESR-U	IX24
98069-38719	X24ESR-U	IX24
98069-56911	X20EPR-U9	IX22B
98069-56916	X20EPR-U9	IX22B
98069-56926	X20EPR-U9	IX22B
98069-569-26	X20EPR-U9	IX22B

# Spark Plugs | Cross Reference Chart - OE

HONDA	DENSO	Iridium
98069-569-2602	X20EPR-U9	IX22B
98069-569-5Q	XU20EPR-U	IXU22
98069-5697Q	XU20EPR-U	IXU22
98069-57717	X22ESR-U	IX22
98069-57719	X22ESR-U	IX22
98069-5771P	X22ESR-U	IX22
98069-57726	X22ESR-U	IX22
98069-577-26	X22ESR-U	IX22
98069-577-2603	X22ESR-U	IX22
98069-577-28	X22EPR-U9	IX22B
98069-577-282N	X22EPR-U9	IX22B
98069-5777P	X22ESR-U	IX22
98069-57911	X22EPR-U9	IX22B
98069-57916	X22EPR-U9	IX22B
98069-57926	X22EPR-U9	IX22B
98069-579-26	X22EPR-U9	IX22B
98069-579-2603	X22EPR-U9	IX22B
98069-57956	X22EPR-U9	IX22B
98069-58717	X24ESR-U	IX24
98069-58719	X27ESR-U	IX27
98069-58726	X24ESR-U	IX24
98069-587-26	X24ESR-U	IX24
98069-587-2603	X24ESR-U	IX24
98069-58727	X24ES-U	IX24
98069-587-27	X24ES-U	IX24
98069-587-2703	X24ES-U	IX24
98069-587-271H	X24ES-U	IX24
98069-587-28	X24EPR-U9	IX24B
98069-587-2801	X24EPR-U9	IX24B
98069-587-282N	X24EPR-U9	IX24B
98069-58911	X24EPR-U9	IX24B
98069-58916	X24EPR-U9	IX24B
98069-58916HE	IX24B	IX24B
98069-5891F	IX24B	IX24B
98069-58921	X24EP-U9	IX24B
98069-589-21	X24EP-U9	IX24B
98069-589-2103	X24EP-U9	IX24B
98069-589-210N	X24EP-U9	IX24B
98069-589-211N	X24EP-U9	IX24B
98069-58926	X24EPR-U9	IX24B
98069-589-26	X24EPR-U9	IX24B
98069-589-2603	X24EPR-U9	IX24B
98069-59717	X27ESR-U	IX27
98069-59726	X27ESR-U	IX27
98069-597-26	X27ESR-U	IX27
98069-597-2603	X27ESR-U	IX27
98069-59916	X27EPR-U9	IX27B
98069-59916HE	IX27B	IX27B
98069-5991F	IX27B	IX27B
98069-59926	X27EPR-U9	IX27B
98069-599-26	X27EPR-U9	IX27B
98069-599-2603	X27EPR-U9	IX27B
98076-55711	W16FPR-U	IWF16
98076-55719	W16FPR-U	IWF16
98076-55747	W16FPR-U	IWF16
98076-56713	W20FR-L	IWF20
98076-56715	W20FR-L	IWF20
98076-56717	W20FPR-U	IWF20
98076-56719	W20FPR-U	IWF20
98076-5671G	W20FR-L	IWF20
98076-56721	W20FPR-U	IWF20
98076-56725	W20FR-L	IWF20
98076-56729	W20FPR-U	IWF20
98076-567-29	W20FPR-U	IWF20
98076-567-2900	W20FPR-U	IWF20
98076-5672G	W20FR-L	IWF20
98076-567-2G	W20FR-L	IWF20
98076-567-2G01	W20FR-L	IWF20
98076-56747	W20FPR-U	IWF20
98076-56756	W20FPR-U	IWF20
98076-5691G	W20FR-L	IWF20

HONDA	DENSO	Iridium
98076--5692G	W20FR-L	IWF20
98076-59716	W27FSR	IWF27
98076-597-26	W27FSR	IWF27
98076-597-2600	W27FSR	IWF27
98076-597-2602	W27FSR	IWF27
98076-59740	W27FSR	IWF27
98079-5515U	VK16PRZ11	IK16
98079-551-5U	VK16PRZ11	IK16
98079-551-5U02	VK16PRZ11	IK16
98079-5517U	VK16PRZ11	IK16
98079-5614E	K20PR-U11	IK20
98079-5614EHE	K20PR-U11	IK20
98079-5615E	K20PR-U11	IK20
98079-561-5E	K20PR-U11	IK20
98079-561-5E01	K20PR-U11	IK20
98079-5615V	SK20PR-L11	IK20
98079-561-5V	SK20PR-L11	IK20
98079-578-25	W22ES-U	
98079-578-2501	W22ES-U	
98079-5814E	K24PR-U11	IK24
98079-5815E	K24PR-U11	IK24
98079-581-5E	K24PR-U11	IK24
98079-5815U	IK24C11	IK24C11
98079-5817U	IK24C11	IK24C11
98079-58816	W24ESR-U	IW24
98079-588-17	W24ESR-U	IW24
98079-588-1700	W24ESR-U	IW24
98079-58819	W24ESR-U	IW24
98079-588-24	W24ES-U	IW24
98079-588-2401	W24ES-U	IW24
98079-588-27	W24ESR-U	IW24
98079-588-2701	W24ESR-U	IW24
98079-58840	W24ESR-U	IW24
98079-58842	W24ESR-U	IW24
98079-58846	W24ESR-U	IW24
98079-588-53	W24ES-U	IW24
98079-588-5301	W24ES-U	IW24
98079-58857	W24ESR-U	IW24
98079-588-5701	W24ESR-U	IW24
98079-5915U	IK27C11	IK27C11
98079-591-5U	IK27C11	IK27C11
98079-5917U	IK27C11	IK27C11
98079-59811	W27ESR-U	IW27
98079-59816	W27ESR-U	IW27
98079-59827	W27ESR-U	IW27
98079-598-27	W27ESR-U	IW27
98079-598-2700	W27ESR-U	IW27
98079-598-2701	W27ESR-U	IW27
98079-59840	W27ESR-U	IW27
98079-59847	W27ESR-U	IW27
98079-598-57	W27ESR-U	IW27
98079-598-5701	W27ESR-U	IW27
98079-59876	W27ESR-U	IW27
ZH98000-3000	X24ESR-U	IX24
ZH98000-4000	U24ESR-N	IU24
ZH98000-5000	X27ESR-U	IX27

HUSQVARNA	DENSO	Iridium
800057446	W27ESR-V	IW27
8A0057446	W27ESR-V	IW27

KAWASAKI	DENSO	Iridium
92070-036	W27FSR	IWF27
92070-045-2	W24ESR-U	IW24
92070-1003	W22ESR-U	
92070-1003	W22ES-U	
92070-1007	W20ES-U	
92070-1009	W24ESR-U	IW24
92070-1010	X24ESR-U	IX24
92070-1016	W24ESR-U	IW24

KAWASAKI	DENSO	Iridium
92070-1020	X24ESR-U	IX24
92070-1028	W20EPR-U	IW20
92070-1029	W20EPR-U	IW20
92070-1033	W24ESR-U	IW24
92070-1036	W22ESR-U	
92070-1047	W27ESR-U	IW27
92070-1051	W27ESR-U	IW27
92070-1102	X24EPR-U9	IX24B
92070-1103	X24EPR-U9	IX24B
92070-1104	X27EPR-U9	IX27B
92070-1105	X27EPR-U9	IX27B
92070-1110	X27ESR-U	IX27
92070-1110	X27ES-U	IX27
92070-1112	X27ESR-U	IX27
92070-1120	X22EPR-U9	IX22B
92070-1121	X22EPR-U9	IX22B
92070-1129	U22FSR-U	IUF22
92070-1135	U24FSR-U	IUF24
92070-1137	X20EPR-U9	IX22B
92070-1139	X20EPR-U9	IX22B
92070-1143	U27ESR-N	IU27
92070-1145	U27ETR	IU27A
92070-1148	U27ESR-N	IU27
92070-1151	U27ESR-N	IU27
92070-1158	U24ETR	IU24A
92070-1159	U27ETR	IU27A
92070-1160	U24ETR	IU24A
92070-1169	U24ESR-N	IU24
92070-1171	U24ESR-N	IU24
92070-1183	U22FSR-U	IUF22
92070-1184	U24FSR-U	IUF24
92070-1209	U22ESR-N	IU22
92070-1251	X16EPR-U9	
E920701034	X27ESR-U	IX27
E920701155	U24FSR-U	IUF24
J4520IU24	IU24	IU24
J4520IU27A	IU27A	IU27A
J4520U22ESRN	U22ESR-N	IU22
J4520U22FSRU	U22FSR-U	IUF22
J4520U24ESRN	U24ESR-N	IU24
J4520U27ESRN	U27ESR-N	IU27
J4520U27ETR	U27ETR	IU27A
J4520W20EPRU	W20EPR-U	IW20
J4520W24ESRU	W24ESR-U	IW24
J4520W27ESRU	W27ESR-U	IW27
J4520W27ESU	W27ESR-U	IW27
J4520X20EPRU9	X20EPR-U9	IX22B
J4520X22EPRU9	X22EPR-U9	IX22B
J4520X24EPRU9	X24EPR-U9	IX24B
J4520X24EPU9	X24EPR-U9	IX24B
J4520X24ESRU	X24ESR-U	IX24
J4520X24ESU	X24ESR-U	IX24
J4520X27EPRU9	X27EPR-U9	IX27B

PIAGGIO	DENSO	Iridium
P2M	W27ESR-U	IW27

SUZUKI	DENSO	Iridium
09482-00062	W20FPR-U	IWF20
09482-00066	W27ESR-U	IW27
09482-00068	W20ES-U	
09482-00084	W20FPR-U	IWF20
09482-00090	W20FPR-U	IWF20
09482-00091	W24ESR-U	IW24
09482-00094	W24ESR-U	IW24
09482-00105	W22FPR-U	IWF22
09482-00118	W20EPR-U	IW20
09482-00119-7	W27ESR-U	IW27
09482-00121	W24ESR-U	IW24
09482-00128	W20ES-U	
09482-00132	W22FPR-U	IWF22

SUZUKI	DENSO	Iridium
09482-00139	W22EPR-U	IW22
09482-00141	W20FPR-U	IWF20
09482-00144	X24ESR-U	IX24
09482-00145	X24ESR-U	IX24
09482-00145	X24ES-U	IX24
09482-00149	X24ESR-U	IX24
09482-00154	W22EPR-U	IW22
09482-00160	W20EPR-U	IW20
09482-00182	X22ESR-U	IX22
09482-00183	X22ESR-U	IX22
09482-00184	X27ESR-U	IX27
09482-00185	X27ESR-U	IX27
09482-00188	W20FPR-U	IWF20
09482-00189	W22FPR-U	IWF22
09482-00196	W24ESR-U	IW24
09482-00197	W22EPR-U	IW22
09482-00208	IW24	IW24
09482-00222	X22ESR-U	IX22
09482-00223	X24ESR-U	IX24
09482-00224	X27ESR-U	IX27
09482-00231	W27ESR-U	IW27
09482-00233	W27ESR-U	IW27
09482-00233-111	W27ESR-U	IW27
09482-00244	W22FPR-U	IWF22
09482-00244-111	W22FPR-U	IWF22
09482-00245-111	W20FPR-U	IWF20
09482-00252	W24ESR-U	IW24
09482-00253	W22EPR-U	IW22
09482-00253-000	W22EPR-U	IW22
09482-00255	W22FPR-U	IWF22
09482-00294	U20FSR-U	IUF22
09482-00299	W20EPR-U	IW20
09482-00302	W20FPR-U	IWF20
09482-00302-111	W20FPR-U	IWF20
09482-00317	U24FSR-U	IUF24
09482-00320	U24FSR-U	IUF24
09482-00320-111	U24FSR-U	IUF24
09482-00329	U24FSR-U	IUF24
09482-00329-111	U24FSR-U	IUF24
09482-00330	X27EPR-U9	IX27B
09482-00331	X27EPR-U9	IX27B
09482-00331-111	X27EPR-U9	IX27B
09482-00332	X24EPR-U9	IX24B
09482-00333	X24EPR-U9	IX24B
09482-00333-111	X24EPR-U9	IX24B
09482-00334	X24EPR-U9	IX24B
09482-00335	X24EPR-U9	IX24B
09482-00335-111	X24EPR-U9	IX24B
09482-00340	U20FSR-U	IUF22
09482-00349	W27ESR-U	IW27
09482-00353	X27EPR-U9	IX27B
09482-00353-111	X27EPR-U9	IX27B
09482-00354	X22EPR-U9	IX22B
09482-00355	X22EPR-U9	IX22B
09482-00355-111	X22EPR-U9	IX22B
09482-00361	X22EPR-U9	IX22B
09482-00373	U24FSR-U	IUF24
09482-00374	U24FSR-U	IUF24
09482-00374-111	U24FSR-U	IUF24
09482-00383	U24FSR-U	IUF24
09482-00385	W22EPR-U	IW22
09482-00397	X27ETR	IX27
09482-00399	X24ESR-U	IX24
09482-00400	X27ESR-U	IX27
09482-00404	U24FSR-U	IUF24
09482-00406	U20FSR-U	IUF22
09482-00407	U20FSR-U	IUF22
09482-00407-000	U20FSR-U	IUF22
09482-00409	W20EPR-U	IW20
09482-00410	U27ETR	IU27A
09482-00411	U27ETR	IU27A



# Spark Plugs | Cross Reference Chart - OE

SUZUKI	DENSO	Iridium
09482-00411-000	U27ETR	IU27A
09482-00412	U24ETR	IU24A
09482-00413	U24ETR	IU24A
09482-00415	U22ETR	IU22
09482-00415-000	U22ETR	IU22
09482-00434	W22EPR-U	IW22
09482-00456	U24ESR-N	IU24
09482-00457	U24ESR-N	IU24
09482-00457-000	U24ESR-N	IU24
09482-00458	U27ESR-N	IU27
09482-00459	U27ESR-N	IU27
09482-00459-000	U27ESR-N	IU27
09482-00461	U31ESR-N	IU31
09482-00461-000	U31ESR-N	IU31
09482-00462	U31ETR	IU31A
09482-00463	U31ETR	IU31A
09482-00472	IWM27	IWM27
09482-00473	IWM27	IWM27
09482-00487	W20EPR-U	IW20
09482-00495	W22EPR-U	IW22
09482-00498	W22EPR-U	IW22
09482-00499	IW24	IW24
09482-00515	U22ESR-N	IU22
09482-00515-000	U22ESR-N	IU22
09482-00516	U22ESR-N	IU22
09482-00522	W22FPR-U	IWF22
09482-00529	U20ESR-N	IU20
09482-00529-000	U20ESR-N	IU20
09482-00530	W20FPR-U	IWF20
09482-00555	IU24D	IU24D
09482-00555-000	IU24D	IU24D
09482-00557	IU27D	IU27D
09482-00557-000	IU27D	IU27D
09482-00584	IU24	IU24
09482-00600	IU24	IU24
09482-A00155	W20EPR-U	IW20
99000-69835-BR8	IW24	IW24
99000-69835-CR8	IU24	IU24
99000-69835-DR8	IX24	IX24
99000-79374	IW24	IW24
99000-79A37-22E	IW24	IW24
99000-79A37-24E	IW24	IW24
99000-79A37-24R	IW24	IW24
99000-79A37-U4E	IU24	IU24
99000-79A37-W7M	IWM27	IWM27
99000-79A37-X4E	IX24	IX24
99000-79K24-IW4	IW24	IW24
99000-79K24-U24	IU24	IU24
99000-79K24-X24	IX24	IX24

YAMAHA	DENSO	Iridium
90793-20168	IW20	IW20
90793-20172	IU22	IU22
90793-22010	W27ESR-U	IW27
90793-22036	W22ESR-U	IW22
90793-22037	W27ESR-U	IW27
90793-22039	W24FSR	IWF24
907-93220-47	X22EPR-U9	IX22B
90793-22047	X22EPR-U9	IX22B
90793-22093	IU22	IU22
9079E-ND002	W20FSR-U	IWF22
9079E-ND004	W22FS-U	IWF22
9079E-ND006	W24FSR	IWF24
9079E-ND008	W27FSR	IWF27
9079E-ND009	W27FSR	IWF27
9079E-ND011	W20FSR-U	IWF22
9079E-ND012	W22FSR	IWF22
9079E-ND013	W24FSR	IWF24
9079E-ND015	W27FSR	IWF27
9079E-ND016	W27FSR	IWF27
9079E-ND017	U20FSR-U	IUF22

YAMAHA	DENSO	Iridium
9079E-ND019	U22FSR-U	IUF22
9079E-ND023	W20FPR-U	IWF20
9079E-ND024	W20FPR-U	IWF20
9079E-ND026	W22EPR-U	IW22
9079E-ND027	W22EPR-U	IW22
9079E-ND028	W22FPR-U	IWF22
9079E-ND030	W24ESR-U	IW24
9079E-ND031	W24ESR-U	IW24
9079E-ND032	W24EPR-U	IW24
9079E-ND035	W27ESR-U	IW27
9079E-ND036	W27ESR-U	IW27
9079E-ND037	X22EPR-U9	IX22B
9079E-ND038	X24EPR-U9	IX24B
9079E-ND039	X24ESR-U	IX24
9079E-ND040	W22FPR-U	IWF22
9079E-ND041	U20FSR-U	IUF22
9079E-ND042	W22ESR-U	
9079E-ND043	X22ESR-U	IX22
9079E-ND044	X24ESR-U	IX24
9079E-ND057	U22FSR-U	IUF22
9079E-ND058	U24ESR-N	IU24
9079E-ND059	U27ESR-N	IU27
9079E-ND070	X22EPR-U9	IX22B
9079E-ND071	W20EPR-U	IW20
9079E-ND073	X24EPR-U9	IX24B
9079E-ND078	X22ESR-U	IX22
9079E-ND079	X27ESR-U	IX27
9079Q-30501	U27ESR-N	IU27
90890-78079	IW20	IW20
90890-78086	W24ESR-U	IW24
90890-78094	W20FSR-U	IWF22
90893-22113	IW20	IW20
947-00002-10	W24EPR-U	IW24
947-00002-20	W22EPR-U	IW22
94700-00220	W22EPR-U	IW22
94700-00222	X24ESR-U	IX24
947-00002-28	W20EPR-U	IW20
947-00002-35	W20FPR-U	IWF20
94700-00242	X24EPR-U9	IX24B
94700-00248	W22FSR	IWF22
947-00002-65	U22FSR-U	IUF22
94700-00265	U22FSR-U	IUF22
94700-00283	U20FSR-U	IUF22
947-00003-19	U27ESR-N	IU27
94700-00319	U27ESR-N	IU27
947-00003-27	W22FPR-U	IWF22
947-00003-29	U24ESR-N	IU24
94700-00329	U24ESR-N	IU24
947-00003-41	X27ESR-U	IX27
947-00003-52	U22ESR-N	IU22
947-00003-55	W22FSR	IWF22
94700-00379	X22EPR-U9	IX22B
94700-00407	IU27D	IU27D
94700-00834	U22FSR-U	IUF22
94700-00870	U24EPR9	IU24A
94700-00873	U24ESR-N	IU24
94700-00881	U22ESR-N	IU22
94700-00886	U22FSR-U	IUF22
94700-00895	U20FSR-U	IUF22
94700-00898	U22ESR-N	IU22
94701-00039	W20FSR-U	IWF22
94701-00040	W22FS-U	IWF22
94701-00041	W24FSR	IWF24
94701-00042	W27FSR	IWF27
94701-00044	W22ESR-U	IW22
94701-00045	W24ESR-U	IW24
94701-00046	W27ESR-U	IW27
94701-00050	W22FPR-U	IWF22
94701-00108	W20FPR-U	IWF20
94701-00110	W22FSR	IWF22
94701-00112	W22ESR-U	

YAMAHA	DENSO	Iridium
94701-00116	W20EPR-U	IW20
94701-00117	W22EPR-U	IW22
94701-00118	W24EPR-U	IW24
94701-00157	X24ESR-U	IX24
9470100188	W27ESR-U	IW27
94701-00188-00	W27ESR-U	IW27
94701-00189	X22ESR-U	IX22
94701-00195	W24FSR	IWF24
94701-00198	W20FPR-U	IWF20
94701-00203	X24ESR-U	IX24
94701-00204	W24ESR-U	IW24
94701-00208	X22ESR-U	IX22
947-01002-10	W24EPR-U	IW24
94701-00218	W22EPR-U	IW22
94701-00219	W24EPR-U	IW24
947-01002-20	W22EPR-U	IW22
94701-00220	W22FPR-U	IWF22
947-01002-22	X24ESR-U	IX24
94701-00222	X24ESR-U	IX24
94701-00227	W22FPR-U	IWF22
947-01002-28	W20EPR-U	IW20
94701-00232	W20FPR-U	IWF20
94701-00234	W20EPR-U	IW20
947-01002-35	W20FPR-U	IWF20
94701-00241	X24EPR-U9	IX24B
947-01002-42	X24EPR-U9	IX24B
94701-00248	W20FSR-U	IWF22
94701-00250	U22FSR-U	IUF22
94701-00251	W27FSR	IWF27
94701-00254	U22FSR-U	IUF22
94701-00256	U20FSR-U	IUF22
94701-00262	X22EPR-U9	IX22B
94701-00263	X22EPR-U9	IX22B
94701-00265	U22FSR-U	IUF22
94701-00266	X27ESR-U	IX27
94701-00267	W24EPR-U	IW24
94701-00273	W20FSR-U	IWF22
94701-00274	W20FSR-U	IWF22
94701-00275	X24EPR-U9	IX24B
94701-00280	W24FPR	IWF24
94701-00282	U20FSR-U	IUF22
94701-00283	U20FSR-U	IUF22
94701-00284	IW20	IW20
94701-00285	IW20	IW20
94701-00287	X27ESR-U	IX27
94701-00301	IW20	IW20
94701-00318	U27ESR-N	IU27
94701-00329	U24ESR-N	IU24
94701-00330	U24ESR-N	IU24
94701-00333	X24ESR-U	IX24
94701-00340	X27ESR-U	IX27
94701-00345	X22ESR-U	IX22
94701-00353	U22ESR-N	IU22
94701-00366	U22FSR-U	IUF22
94701-00372	U20FSR-U	IUF22
94701-00386	U31ETR	IU31A
94701-00395	U27ETR	IU27A
9470100403	U27ETR	IU27A
94701-00403-00	U27ETR	IU27A
94701-00407	IU27D	IU27D
94701-00408	IU27D	IU27D
94701-00410	U27ESR-N	IU27
94701-00411	U24ESR-N	IU24
94701-00840	U22ESR-N	IU22
94702-00044	W22ESR-U	IW22
94702-00045	W24ESR-U	IW24
94702-00046	W27ESR-U	IW27
94702-00149	W22FS-U	IWF22
94702-00188	W27ESR-U	IW27
94702-00195	W24FSR	IWF24
94702-00204	W24ESR-U	IW24

YAMAHA	DENSO	Iridium
9470200234	W20EPR-U	IW20
94702-00271	W22FSR	IWF22
94702-00272	W22FSR	IWF22
94702-00274	W20FSR-U	IWF22
94702-00309	W27FSR	IWF27
94702-00317	W27FSR	IWF27
94702-00349	W22ESR-U	
94702-00357	IWM27	IWM27
94702-00372	U20FSR-U	IUF22
94702-00801	X24ESR-U	IX24
94703-00039	W20FSR-U	IWF22
94703-00040	W22FS-U	IWF22
94703-00041	W24FSR	IWF24
94703-00044	W22ESR-U	
94703-00045	W24ESR-U	IW24
94703-00046	W27ESR-U	IW27
94703-00050	W22FPR-U	IWF22
94703-00108	W20FPR-U	IWF20
94703-00110	W22FSR	IWF22
94703-00112	W22ESR-U	
94703-00116	W20EPR-U	IW20
94703-00117	W22EPR-U	IW22
947-03001-54	W22FS-U	IWF22
94703-00157	X24ESR-U	IX24
94703-00181	X24ESR-U	IX24
94703-00188	W27ESR-U	IW27
94703-00189	X22ESR-U	IX22
94703-00198	W20FPR-U	IWF20
94703-00203	X24ESR-U	IX24
94703-00204	W24ESR-U	IW24
94703-00213	U20FSR-U	IUF22
94703-00215	U22FSR-U	IUF22
94703-00217	W22FS-U	IWF22
94703-00218	W22EPR-U	IW22
94703-00220	W22EPR-U	IW22
947-03002-22	X24ESR-U	IX24
94703-00222	X24ESR-U	IX24
94703-00223	W20FPR-U	IWF20
94703-00227	W22FPR-U	IWF22
947-03002-28	W20EPR-U	IW20
94703-00234	W20EPR-U	IW20
94703-00235	W20FPR-U	IWF20
94703-00241	X24EPR-U9	IX24B
94703-00254	U22FSR-U	IUF22
94703-00256	U20FSR-U	IUF22
94703-00262	X22EPR-U9	IX22B
94703-00263	X22EPR-U9	IX22B
94703-00267	W24EPR-U	IW24
94703-00275	X24EPR-U9	IX24B
947-03002-83	U20FSR-U	IUF22
94703-00283	U20FSR-U	IUF22
94703-00318	U27ESR-N	IU27
94703-00319	U27ESR-N	IU27
94703-00327	W22FPR-U	IWF22
94703-00329	U24ESR-N	IU24
94703-00330	U24ESR-N	IU24
94703-00333	X24ESR-U	IX24
94703-00345	X22ESR-U	IX22
94703-00352	U22ESR-N	IU22
94703-00353	U22ESR-N	IU22
94703-00355	W22FSR	IWF22
94703-00366	U22FSR-U	IUF22
94703-00372	U20FSR-U	IUF22
947-03022-22	X24ESR-U	IX24
94709-00195	W24FSR	IWF24
94709-00357	IWM27	IWM27
94709-00372	U20FSR-U	IUF22

ACCEL	DENSO	Iridium
111	IW27	IW27
112	W24EPR-U	IW24
113	W22EPR-U	IW22
115	W20EP-U	IW20
116	W16EXR-U	IW16
134	W20PR-U	
141	W27ESR-U	IW27
142	W24ESR-U	IW24
143	W22ESR-U	
2403P	W16EXR-U	IW16
2407P	W24ESR-U	IW24
2412P	W22EPR-U	IW22
2413P	W22FPR-U	IWF22
453	W22FPR-U	IWF22
496	W16EXR-U	IW16
763	K24PR-U11	IK24
765	K22PR-U	IK22
784	K20PR-U	IK20
842	X24ESR-U	IX24
882	X24EPR-U9	IX24B
ACC7ES	W22ESR-U	
ACC7HS	W22FS-U	IWF22
ACC8ES	W24ESR-U	IW24
ACC8HS	W24FSR	IWF24
ACC9ES	W27ESR-U	IW27
ACCR7ES	W22ESR-U	
ACCR8ES	W24ESR-U	IW24
ACCR8HS	W24FSR	IWF24
ACCR9ES	W27ESR-U	IW27
P411	IW27	IW27
P496	W16EXR-U	IW16

ACDelco	DENSO	Iridium
121XLS	X24EPR-U9	IX24B
41602	K20PR-U	IK20
41801	K20PR-U11	IK20
41F	W27FSR	IWF27
41XL	W27ESR-U	IW27
41XLS	W24EPR-U	IW24
426FS	W22FPR-U	IWF22
42F	W22FS-U	IWF22
42FS	W22FPR-U	IWF22
42S	W20PR-U	
42XL	W22ESR-U	
42XLS	W22EPR-U	IW22
438XLS	W24EPR-U	IW24
43F	W20FSR-U	IWF22
43FS	W20FPR-U	IWF20
43N	W20ESR-U	
43S	W20PR-U	
43XL	W20ESR-U	
43XLS	W20EP-U	IW20
44FFS	W16FPR-U	IWF16
44FS	W16FPR-U	IWF16
44N	W20ESR-U	
44XL	W20ESR-U	
C41CXLS	W22EPR-U	IW22
C42CFS	W22FPR-U	IWF22
C42CXLS	W20EP-U	IW20
C42N	W22ESR-U	
C42XLS	W20EP-U	IW20
C43N	W20ESR-U	
C44N	W20ESR-U	
C44NS	W16EXR-U	IW16
CFR1CLS	K22PR-U	IK22
CFR2CLS	K20PR-U	IK20
CR41CXLS	W22EPR-U	IW22
CR425FS	W20FPR-U	IWF20
CR42N	W22ESR-U	
CR42XLS	W20EPR-U	IW20
CR43N	W20ESR-U	

ACDelco	DENSO	Iridium
CR43S	W20PR-U	
CR44N	W20ESR-U	
CSR45	W20PR-U	
FR1LS	K20PR-U11	IK20
FR2LS	K20PR-U11	IK20
M40FFX	W27FSR	IWF27
M41FF	W24FSR	IWF24
M42FF	W22FS-U	IWF22
M43FF	W20FSR-U	IWF22
M43S	W20PR-U	
R121CXLS	X24EPR-U9	IX24B
R121XLS	X24EPR-U9	IX24B
R41CF	W24FSR	IWF24
R41CXL	W27ESR-U	IW27
R41F	W24FSR	IWF24
R41XL	W27ESR-U	IW27
R42CF	W22FSR	IWF22
R42CFS	W22FPR-U	IWF22
R42CXL	W22ESR-U	
R42CXLS	W22EPR-U	IW22
R42F	W22FSR	IWF22
R42FS	W22FPR-U	IWF22
R42NS	W22EPR-U	IW22
R42S	W20PR-U	
R42XL	W22ESR-U	
R42XLS	W22EPR-U	IW22
R42XLSM	W22EPR-U	IW22
R43CFS	W20FPR-U	IWF20
R43CS	W20PR-U	
R43CXL	W20ESR-U	
R43FS	W20FPR-U	IWF20
R43N	W20ESR-U	
R43NS	W20EPR-U	IW20
R43S	W20PR-U	
R43XL	W20ESR-U	
R44CXL	W20ESR-U	
R44NS	W16EXR-U	IW16
R44XL	W20ESR-U	
R44XLS6	W16EXR-U11	IW16
S102F	U22FSR-U	IUF22
S104F	U20FSR-U	IUF22
S121XL	X24ESR-U	IX24
S123XL	X22ESR-U	IX22
S40F	W27FSR	IWF27
S40FR	W27FSR	IWF27
S40XL	W27ESR-U	IW27
S40XLR	W27ESR-U	IW27
S412FR	W24FSR	IWF24
S41F	W24FSR	IWF24
S41FR	W24FSR	IWF24
S41XL	W27ESR-U	IW27
S41XLR	W27ESR-U	IW27
S42F	W22FS-U	IWF22
S42FR	W22FSR	IWF22
S42XL	W22ESR-U	
S42XLR	W22ESR-U	
S43XL	W20ESR-U	
S43XLR	W20ESR-U	
S44XL	W20ESR-U	

APEX	DENSO	Iridium
08STD	IK24	IK24

BERU	DENSO	Iridium
0001245702	X22EPR-U9	IX22B
0001330718	J16CR-U	IW16
0001330780	K20PR-U	IK20
0001335702	W20EPR-U	IW20
0001335707	W20ESR-U	
0001335714	W20EP-U	IW20
0001335737	W20EP-U	IW20

BERU	DENSO	Iridium
0001340702	W20EPR-U	IW20
0001340706	K20PBR	IK20
0001340707	W20EPR-U	IW20
0001340717	K20PBR	IK20
0001340903	IW20	IW20
0001340908	VK22	IK22
0001345702	W22EPR-U	IW22
0001345711	W22EPR-U	IW22
0001345720	K22PR-U	IK22
0001350903	IW24	IW24
0001355700	W27ESR-U	IW27
0001400701	W20FSR-U	IWF22
0001430700	W16FPR-U	IWF16
0001435700	W20FPR-U	IWF20
0001435705	W20FSR-U	IWF22
0001440700	W20FPR-U	IWF20
0001445700	W22FPR-U	IWF22
0001445702	W22FS-U	IWF22
0001450702	W24FSR	IWF24
0002140900	IU22	IU22
0002240701	XU22EPR-U	IXU22
0002240702	XU22EPR-U	IXU22
0002245704	XU24EPR-U	IXU24
0002330104	K20PBR	IK20
0002335701	W20EPR-U	IW20
0002335707	K20PR-U	IK20
0002335708	K20PR-U11	IK20
0002335717	K20PR-U	IK20
0002336724	K20PR-U	IK20
0002340500	K22TNR-S	IK22
0002340501	K22TNR-S	IK22
0002340701	W20EPR-U	IW20
0002340702	K20PR-U	IK20
0002345701	W22EPR-U	IW22
0002345702	K22PR-U	IK22
0002435701	W20FPR-U	IWF20
10 FR-6 CPU03	IU22	IU22
12 FR 6 DU	XU22EPR-U	IXU22
12 FR-6 LUX	XU22EPR-U	IXU22
12-5 DU	X22EPR-U9	IX22B
12FR2CDU	X27ETR	IX27
12FR4CDU	IX24	IX24
12FR5DU	XU24EPR-U	IXU24
12R5DU	X22EPR-U9	IX22B
14 7 CU	W20ESR-U	
14 F-6 DPUR021	VK22	IK22
14 F-6 DTU	K20PBR	IK20
14 F-8 DUR	K20PR-U	IK20
14 FR-7 DU2	K20PR-U	IK20
14 R-6 DU	W20EPR-U	IW20
14 R-7 BU	W20FPR-U	IWF20
14 X-AU	W20FSR-U	IWF22
14 Z-4 AU	W24FSR	IWF24
142AS1	W27FSR	IWF27
143A1	W24FSR	IWF24
143AU	W24FSR	IWF24
143CS	IW24	IW24
143CU	W24ESR-U	IW24
143DP2	IW24	IW24
14-4 DP0	IW24	IW24
144A	W22FS-U	IWF22
144A1	W24FSR	IWF24
144A2	W22FS-U	IWF22
144AU	W22FS-U	IWF22
144B2	W22FPR-U	IWF22
144C1	W24ESR-U	IW24
144C2	W22ESR-U	
144CS1	IW24	IW24
14-5 AU	W22FS-U	IWF22
14-5 BU	W22FPR-U	IWF22
14-5 DU	W22EPR-U	IW22

BERU	DENSO	Iridium
14-5 DU0	W22EPR-U	IW22
145A	W22FS-U	IWF22
145B	W22FPR-U	IWF22
145C	W22ESR-U	
145D	W22EPR-U	IW22
145D1	W22EPR-U	IW22
145DP1	W22EPR-U	IW22
145F	W20PR-U	
14-6 B	W20FPR-U	IWF20
14-6 BU	W20FPR-U	IWF20
14-6 D	W20EP-U	IW20
14-6 D1	W20EPR-U	IW20
14-6 DU	W20EPR-U	IW20
14-6 DU0	W20EPR-U	IW20
146C	W20ESR-U	
146DP0	IW20	IW20
14-7 A	W20FSR-U	IWF22
147 AU	W20FSR-U	IWF22
14-7 B	W20FPR-U	IWF20
14-7 BU	W20FPR-U	IWF20
14-7 D	W20EP-U	IW20
14-7 DU0	W20EP-U	IW20
147C	W20ESR-U	
147DU	W20EPR-U	IW20
147F	W20PR-U	
14-8 LUR	J16CR-U	IW16
148B	W16FPR-U	IWF16
148BU	W16FPR-U	IWF16
148C1	W20ESR-U	
14F5DU	K22PR-U	IK22
14FGR8DUQ7	K20PBR	IK20
14FR5DU	K22PR-U	IK22
14FR6DU	K20PR-U	IK20
14FR6LDU	K22TNR-S	IK22
14FR6LDU0	K22TNR-S	IK22
14FR6LDU3	K22TNR-S	IK22
14FR7DU	K20PR-U	IK20
14FR7DUW	K20PR-U	IK20
14FR7DUX	K20PR-U11	IK20
14-R5 DU	W22EPR-U	IW22
14R6B	W20FPR-U	IWF20
14R6BU	W20FPR-U	IWF20
14R6D	W20EPR-U	IW20
14R7B	W20FPR-U	IWF20
14R7CU	W20ESR-U	
14R7D	W20EPR-U	IW20
14R7DU	W20EPR-U	IW20
14Z3AU	W24FSR	IWF24
14Z3CU	W27ESR-U	IW27
14Z4CU	W24ESR-U	IW24
14Z6A2	W20FSR-U	IWF22
14Z7AU	W22FS-U	IWF22
RS35	IW20	IW20
RS37	IW20	IW20
S5	IW20	IW20
S7	IW20	IW20
Z10	W20FPR-U	IWF20
Z103	IW24	IW24
Z104	IW20	IW20
Z11	W20EPR-U	IW20
Z116	K22TNR-S	IK22
Z118	W16FPR-U	IWF16
Z15	K20PR-U	IK20
Z16	K20PR-U11	IK20
Z185	VK22	IK22
Z19	W20FPR-U	IWF20
Z190	K20PBR	IK20
Z193	K20PR-U	IK20
Z194	K22TNR-S	IK22
Z20	W20EPR-U	IW20
Z210	IU22	IU22

BERU	DENSO	Iridium
Z22	W20EPR-U	IW20
Z27	K20PR-U	IK20
Z24	K20PR-U	IK20
Z247	K20PR-U	IK20
Z27	W20EPR-U	IW20
Z29	K22PR-U	IK22
Z291	XU24EPR-U	IXU24
Z292	XU22EPR-U	IXU22
Z293	XU22EPR-U	IXU22
Z3	J16CR-U	IW16
Z30	K22PR-U	IK22
Z36	X22EPR-U9	IX22B
Z38	W27ESR-U	IW27
Z39	W24FSR	IWF24
Z40	W22FS-U	IWF22
Z41	W22FPR-U	IWF22
Z42	W22EPR-U	IW22
Z43	W22EPR-U	IW22
Z47	W22EPR-U	IW22
Z48	W20FPR-U	IWF20
Z50	W20EPR-U	IW20
Z52	K20PBR	IK20
Z53	K20PBR	IK20
Z57	W20FSR-U	IWF22
Z58	W20ESR-U	IW20
Z61	W20EP-U	IW20
Z62	W20EP-U	IW20
Z85	W20FSR-U	IWF22

BLITZ	DENSO	Iridium
T7340B8	IK24	IK24

BOSCH	DENSO	Iridium
+1	W20EPR-U	IW20
+10	W20FPR-U	IWF20
+11	K20PR-U11	IK20
+12	W20EPR-U	IW20
+13	K20PR-U	IK20
+15	W22EPR-U	IW22
+20	W16FPR-U	IWF16
+41	XU22EPR-U	IXU22
+8	K20PR-U	IK20
0 241 040 501	U20FSR-U	IUF22
0 241 045 001	U20FSR-U	IUF22
0 241 045 502	U20FSR-U	IUF22
0 241 050 002	U22FSR-U	IUF22
0 241 056 501	U22ESR-N	IU22
0 241 140 500	XU20EPR-U	IXU22
0 241 145 500	X22EPR-U9	IX22B
0 241 145 501	X22ESR-U	IX22
0 241 145 505	XU22EPR-U	IXU22
0 241 145 510	XU22EPR-U	IXU22
0 241 150 503	X27EPR-U9	IX27B
0 241 150 504	X24ESR-U	IX24
0 241 229 714	W16FPR-U	IWF16
0 241 235 089	W20ESR-U	IW20
0 241 235 607	W20FSR-U	IWF22
0 241 235 619	W20FSR-U	IWF22
0 241 235 623	W20PR-U	IW20
0 241 235 754	W20FPR-U	IWF20
0 241 235 755	W20EPR-U	IW20
0 241 240 603	W20FSR-U	IWF22
0 241 240 604	W22ESR-U	IW22
0 241 240 609	K20PBR	IK20
0 241 240 611	W20EP-U	IW20
0 241 245 044	W22EPR-U	IW22
0 241 245 580	W22FS-U	IWF22
0 241 245 581	W22ESR-U	IW22
0 241 245 602	W22FS-U	IWF22
0 241 245 655	K22PR-U	IK22
0 241 247 500	IW24	IW24

BOSCH	DENSO	Iridium
0 241 248 531	W24FSR	IWF24
0 241 248 538	W24ESR-U	IW24
0 241 250 512	IW24	IW24
0 241 250 526	IK24	IK24
0 241 252 522	IW24	IW24
0 241 256 512	W24FSR	IWF24
0 241 256 515	IW24	IW24
0 241 256 517	IW24	IW24
0 241 256 519	W24FSR	IWF24
0 241 256 522	W24ESR-U	IW24
0 241 260 507	W27FSR	IWF27
0 241 260 508	W27ESR-U	IW27
0 242 040 500	U20FSR-U	IUF22
0 242 040 502	IU22	IU22
0 242 050 501	U22FSR-U	IUF22
0 242 055 501	U22FSR-U	IUF22
0 242 055 502	U22ESR-N	IU22
0 242 055 505	U22FSR-U	IUF22
0 242 060 501	U24ESR-N	IU24
0 242 129 502	X20EPR-U9	IX22B
0 242 135 500	X22EPR-U9	IX22B
0 242 135 501	XU22EPR-U	IXU22
0 242 135 502	X22EPR-U9	IX22B
0 242 135 515	XU22EPR-U	IXU22
0 242 135 802	XU22EPR-U	IXU22
0 242 140 500	X24ESR-U	IX24
0 242 140 504	XU22EPR-U	IXU22
0 242 145 500	X22EPR-U9	IX22B
0 242 145 503	XU24EPR-U	IXU24
0 242 145 504	XU24EPR-U	IXU24
0 242 150 501	X24ESR-U	IX24
0 242 160 501	IX24	IX24
0 242 219 004	W14FR-U	
0 242 219 530	J16CR-U	IW16
0 242 219 548	J16CR-U	IW16
0 242 219 549	J16CR-U	IW16
0 242 225 539	J16CR-U	IW16
0 242 225 610	J16CR-U	IW16
0 242 225 625	J16CR-U	IW16
0 242 225 626	J16CR-U	IW16
0 242 229 586	W16FPR-U	IWF16
0 242 229 657	W16FPR-U	IWF16
0 242 229 779	J16CR-U	IW16
0 242 229 881	W16FPR-U	IWF16
0 242 235 525	IW20	IW20
0 242 235 532	W20ESR-U	IW20
0 242 235 533	W20FSR-U	IWF22
0 242 235 540	IW20	IW20
0 242 235 541	IW20	IW20
0 242 235 546	W20ESR-U	IW20
0 242 235 640	K20PR-U	IK20
0 242 235 650	J16CR-U	IW16
0 242 235 663	W20EPR-U	IW20
0 242 235 665	W20FPR-U	IWF20
0 242 235 666	K20PR-U	IK20
0 242 235 667	K20PR-U11	IK20
0 242 235 797	K20PR-U	IK20
0 242 235 909	W20EPR-U	IW20
0 242 235 911	W20FPR-U	IWF20
0 242 235 912	K20PR-U	IK20
0 242 235 913	K20PR-U11	IK20
0 242 236 571	VK22	IK22
0 242 236 576	IW20	IW20
0 242 236 580	W20ESR-U	IW20
0 242 240 004	IW20	IW20
0 242 240 516	IW20	IW20
0 242 240 521	IW20	IW20
0 242 240 528	K20PBR	IK20
0 242 240 539	K20PR-U11	IK20
0 242 240 555	IW20	IW20
0 242 240 561	W20FPR-U	IWF20

BOSCH	DENSO	Iridium
0 242 240 564	K22TNR-S	IK22
0 242 240 572	K20PBR	IK20
0 242 240 577	K20PR-U	IK20
0 242 240 585	W22FSR	IWF22
0 242 240 586	W22ESR-U	IW22
0 242 240 592	W20EPR-U	IW20
0 242 240 593	K20PR-U	IK20
0 242 240 618	K20PBR	IK20
0 242 240 638	K20PR-U11	IK20
0 242 240 849	W20EPR-U	IW20
0 242 240 850	K20PR-U	IK20
0 242 245 517	W22FSR	IWF22
0 242 245 521	W22ESR-U	IW22
0 242 245 536	K22PR-U	IK22
0 242 245 552	W22EPR-U	IW22
0 242 245 576	VK22	IK22
0 242 245 812	W22EPR-U	IW22
0 242 250 503	W24ESR-U	IW24
0 242 250 506	W24FSR	IWF24
0 242 250 512	IW24	IW24
0 242 250 803	W24FSR	IWF24
0 242 255 502	W27ESR-U	IW27
0 242 255 504	IW27	IW27
0 242 255 506	IW27	IW27
0 242 260 001	W31ESR-U	IW31
9 240 033 535	W20FPR-U	IWF20
F 4 CS	IK24	IK24
F 5 DC	K22PR-U	IK22
F 6 DTC	K20PBR	IK20
FR 5 DC	K22PR-U	IK22
FR 5 KPP 332S	VK22	IK22
FR 6 DC 2	K20PR-U	IK20
FR 6 DC+	K20PR-U	IK20
FR 6 DCX	K20PR-U11	IK20
FR 6 DCX+	K20PR-U11	IK20
FR 6 DDC	K22TNR-S	IK22
FR 6 KTC	K20PBR	IK20
FR 6 LTC	K20PBR	IK20
FR 7 DC+	K20PR-U	IK20
FR 7 DCX+	K20PR-U11	IK20
FR 7 DE 2	K20PR-U	IK20
FR 7 KI 332 S	VK22	IK22
FR6DTC	K20PBR	IK20
FR7DE	K20PR-U	IK20
U 3 CC	U22ESR-N	IU22
U 4 AC	U22FSR-U	IUF22
U 5 AC	U20FSR-U	IUF22
U 6 AC	U20FSR-U	IUF22
UR 2 CC	U24ESR-N	IU24
UR 3 AC	U22FSR-U	IUF22
UR 3 CC	U22ESR-N	IU22
UR 4 AC	U22FSR-U	IUF22
UR 6 AC	U20FSR-U	IUF22
UR 6 DE	IU22	IU22
W 2 AC	W27FSR	IWF27
W 2 CC	W27ESR-U	IW27
W 3 AC	W24FSR	IWF24
W 3 CC	W24ESR-U	IW24
W 3 CS	IW24	IW24
W 3 DP 0	IW24	IW24
W 4 AC	W24FSR	IWF24
W 4 CC	W24ESR-U	IW24
W 4 CS	IW24	IW24
W 4 DP 0	IW24	IW24
W 5 AC	W22FS-U	IWF22
W 5 CC	W22ESR-U	IW22
W 5 DP 0	IW24	IW24
W 6 AC	W20FSR-U	IWF22
W 6 CC	W22ESR-U	IW22
W 6 DC	W20EP-U	IW20
W 7 AC	W20FSR-U	IWF22

BOSCH	DENSO	Iridium
W 7 BC	W20FPR-U	IWF20
W 7 CC	W20ESR-U	IW22
W 7 DC	W20EPR-U	IW20
W 7 FC	W20PR-U	IW20
W 8 BC	W16FPR-U	IWF16
W5DC	W22EPR-U	IW22
WR 10 AC	W14FR-U	
WR 10 LC+	J16CR-U	IW16
WR 10 LCV	J16CR-U	IW16
WR 10 LCV+	J16CR-U	IW16
WR 2 CC	W31ESR-U	IW31
WR 3 CC	W27ESR-U	IW27
WR 3 CP+	IW27	IW27
WR 3 CS	IW27	IW27
WR 4 AC	W24FSR	IWF24
WR 4 CC	W24ESR-U	IW24
WR 4 DP 0	IW24	IW24
WR 5 AC	W22FSR	IWF22
WR 5 CC	W22ESR-U	IW22
WR 5 D+	W22EPR-U	IW22
WR 6 AC	W22FSR	IWF22
WR 6 BC	W20FPR-U	IWF20
WR 6 CC	W22ESR-U	IW22
WR 6 D+	W20EPR-U	IW20
WR 6 DP 0	IW20	IW20
WR 6 DP+	IW20	IW20
WR 6 DS	IW20	IW20
WR 7 AC	W20FSR-U	IWF22
WR 7 B+	W20FPR-U	IWF20
WR 7 CC	W20ESR-U	IW22
WR 7 CE	W20ESR-U	IW22
WR 7 CP+	W20ESR-U	IW22
WR 7 D+	W20EPR-U	IW20
WR 7 DP+	IW20	IW20
WR 7 DPX+	IW20	IW20
WR 7 DS	IW20	IW20
WR 7 KI 33 S	IW20	IW20
WR 7 LC	J16CR-U	IW16
WR 8 B+	W16FPR-U	IWF16
WR 8 BC+	W16FPR-U	IWF16
WR 8 LC+	J16CR-U	IW16
WR 9 LCX+	J16CR-U	IW16
WR 9 LE	J16CR-U	IW16
WR 9 LEV+	J16CR-U	IW16
WR 9 LS	J16CR-U	IW16
X 4 CC	X24ESR-U	IX24
X 4 DC	X27EPR-U9	IX27B
X 5 DC	X22EPR-U9	IX22B
X 5 DTC	X22ESR-U	IX22
XR 2 CS	IX24	IX24
XR 4 CS	X24ESR-U	IX24
XR 5 DC	X22EPR-U9	IX22B
XR 6 CC	X24ESR-U	IX24
XR 7 DC	X22EPR-U9	IX22B
XR 7 LDC	X22EPR-U9	IX22B
XR 8 DC	X20EPR-U9	IX22B
Y 5 DDC	XU22EPR-U	IXU22
Y 6 DC	XU20EPR-U	IXU22
YR 5 DDE	XU24EPR-U	IXU24
YR 5 LDE	XU24EPR-U	IXU24
YR 6 LDE	XU22EPR-U	IXU22
YR 7 DC+	XU22EPR-U	IXU22
YR 7 DE	XU22EPR-U	IXU22

BRISKPAL	DENSO	Iridium
B12YC	X27EPR-U9	IX27B
B14YC	X24EPR-U9	IX24B
B15YC	X22EPR-U9	IX22B
D12Y	IK24	IK24
D12YC	IK24	IK24
D14Y	Q22PR-U	IQ22

# Spark Plugs | Cross Reference Chart - Competitor

BRISKAL	DENSO	Iridium
D14YC	Q22PR-U	IQ22
DOR12LGS	IK24	IK24
DOR12TS	IK24	IK24
DR12YC	Q22PR-U	IQ22
DR14YC	Q22PR-U	IQ22
DR15TC	K20PBR	IK20
DX15TC	K20PBR	IK20
K15YC	W20PR-U	
L10JW	IW29	IW29
L12W	IW27	IW27
L12Y	W24EPR-U	IW24
L12YC	W24EPR-U	IW24
L14C	W22ESR-U	
L14U	W22ESR-U	
L14Y	W22EPR-U	IW22
L14YC	W22EPR-U	IW22
L15	W20ESR-U	
L15C	W20ESR-U	
L15W	IW24	IW24
L15Y	W20EP-U	IW20
L15YC	W20EP-U	IW20
L17W	IW20	IW20
LOR10LGS	IW27	IW27
LOR10TS	IW27	IW27
LOR12LGS	IW24	IW24
LOR12TS	IW24	IW24
LR12S	IW24	IW24
LR12YC	W24EPR-U	IW24
LR14YC	W22EPR-U	IW22
LR14ZC	IW20	IW20
LR14ZC1	IW20	IW20
LR15YC	W20EPR-U	IW20
LR15YS	IW20	IW20
LR15ZC	IW20	IW20
LR15ZC1	IW20	IW20
N14	W22FS-U	IWF22
N14C	W22FS-U	IWF22
N14Y	W22FPR-U	IWF22
N14YC	W22FPR-U	IWF22
N15	W20FSR-U	IWF22
N15C	W20FSR-U	IWF22
N15Y	W20FPR-U	IWF20
N15YC	W20FPR-U	IWF20
N17YC	W16FPR-U	IWF16
NR12S	W27FSR	IWF27
NR12YC	W24FPR	IWF24
NR14	W22FSR	IWF22
NR14YC	W22FPR-U	IWF22
NR15	W20FSR-U	IWF22
NR15YC	W20FPR-U	IWF20
NR17YC	W16FPR-U	IWF16
NR19	W14FR-U	

CHAMPION	DENSO	Iridium
10R12A	IXU24	IXU24
11L4J	W20EPR-U	IW20
11L4JR	W20EPR-U	IW20
208	IK24	IK24
3405	W16EXR-U	IW16
3415	W20EPR-U	IW20
4VLSR	W20EPR-U	IW20
7GYSSR	Q22PR-U	IQ22
82CYS	W22FPR-U	IWF22
955	XU24EPR-U	IXU24
9FYS	W20EPR-U	IW20
9FYSSR	W20EPR-U	IW20
9FYSSR	W20EPR-U	IW20
9GYSSR	K20PR-U	IK20
A2HC	X27ESR-U	IX27
A49GC	IXU27	IXU27
A4HC	XU27EPR-U	IXU27

CHAMPION	DENSO	Iridium
A59C	X27ESR-U	IX27
A59G	IXU27	IXU27
A59GC	IXU27	IXU27
A5HC	X24ESR-U	IX24
A5YC	X27EPR-U9	IX27B
A6	X24ESR-U	IX24
A61	X27ESR-U	IX27
A61G	IX27	IX27
A6G	IX24	IX24
A6GC	IX24	IX24
A6GHC	IX24B	IX24B
A6HC	X24EPR-U9	IX24B
A6Y	X24EPR-U9	IX24B
A6YC	X24ESR-U	IX24
A7HC	X22ESR-U	IX22
A8	X22ESR-U	IX22
A85Y	X24EPR-U9	IX24B
A8HC	X22EPR-U9	IX22B
A8Y	X24ESR-U	IX24
A8YC	X22EPR-U9	IX22B
C279YC	K22PR-U	IK22
C63	IK24	IK24
C63C	IK24	IK24
C63YC	IK24	IK24
C63YCC	K24PR-U11	IK24
C6YC	Q22PR-U	IQ22
C6YCC	K22PR-U	IK22
C6YCX	K22PR-U	IK22
C7Y	Q22PR-U	IQ22
C7YC	K22PR-U	IK22
C7YCC	K22PR-U	IK22
C7YCX	K22PR-U	IK22
C9BYC	K20PBR	IK20
C9YC4	K20PR-U11	IK20
E57R	IW27	IW27
EON5/286	W20EPR-U	IW20
EON5/287	W20EPR-U	IW20
FN507Y	Q22PR-U	IQ22
G2	U24ESR-N	IU24
G54V	RU01-31	
G55	U31ESR-N	IU31
G55C	U31ESR-N	IU31
G57C	U31ESR-N	IU31
G63	U24ESR-N	IU24
G7C	U22ESR-N	IU22
J10Y	W20PR-U	
L10S	W22FS-U	IWF22
L11YC	W16FPR-U	IWF16
L12Y	W16FPR-U	IWF16
L4J	W27FSR	IWF27
L5	W22FS-U	IWF22
L64Y	W22FPR-U	IWF22
L66Y	W20FPR-U	IWF20
L77J	W27FSR	IWF27
L77J4	W27FSR	IWF27
L77JC	W27FSR	IWF27
L77JC4	W27FSR	IWF27
L78	W24FSR	IWF24
L78C	W24FSR	IWF24
L7J	W22FS-U	IWF22
L7YC	W22FPR-U	IWF22
L7YC4	W22FPR-U	IWF22
L81Y	W22FPR-U	IWF22
L82C	W22FS-U	IWF22
L82C/T10	W22FS-U	IWF22
L82CC	W22FS-U	IWF22
L82Y	W22FPR-U	IWF22
L82YC	W22FPR-U	IWF22
L82YCC	W22FPR-U	IWF22
L85	W20FSR-U	IWF22
L85C	W20FSR-U	IWF22

CHAMPION	DENSO	Iridium
L87Y	W20FPR-U	IWF20
L87YC	W20FPR-U	IWF20
L87YCC	W20FPR-U	IWF20
L92Y	W16FPR-U	IWF16
L92YC	W16FPR-U	IWF16
L9J	W20FSR-U	IWF22
L9YC	W20FPR-U	IWF20
N1	W31ESR-U	IW31
N10PY	IW20	IW20
N1C	W27ESR-U	IW27
N2	W27ESR-U	IW27
N279Y	W22EPR-U	IW22
N279YC	W22EPR-U	IW22
N281YC	W20EP-U	IW20
N288	W20ESR-U	
N2C	W27ESR-U	IW27
N2G	IW27	IW27
N3	W24ESR-U	IW24
N3C	W24ESR-U	IW24
N3CX	W24ESR-U	IW24
N3G	IW24	IW24
N4	W22ESR-U	
N4C	W22ESR-U	
N4G	W22ESR-U	
N4YC	W22EPR-U	IW22
N5	W20ESR-U	
N57	W31ESR-U	IW31
N59G	IW29	IW29
N5C	W20ESR-U	
N5G	IW20	IW20
N5YC	W24EPR-U	IW24
N60	W27ESR-U	IW27
N60Y	IW27	IW27
N61YD	IW27	IW27
N63Y	IW27	IW27
N63YD	W24EPR-U	IW24
N64Y	W24EPR-U	IW24
N65Y	W22EPR-U	IW22
N66Y	W20EP-U	IW20
N6GY	IW24	IW24
N6Y	W24EPR-U	IW24
N6YC	W24EPR-U	IW24
N6YCC	W24EPR-U	IW24
N6YCX	W24EPR-U	IW24
N74C	W22ESR-U	
N79Y	W22EPR-U	IW22
N7C	W22ESR-U	
N7LCC	W22EPR-U	IW22
N7Y	W22EPR-U	IW22
N7YC	W22EPR-U	IW22
N7YCC	W22EPR-U	IW22
N7YCE	W22EPR-U	IW22
N7YCX	W22EPR-U	IW22
N8	W20ESR-U	
N82	IW29	IW29
N84	W27ES-V	IW27
N84G	IW29	IW29
N86	W24ES-V	IW24
N86G	IW27	IW27
N87	W24ESR-U	IW24
N87G	IW24	IW24
N8GY	IW20	IW20
N8Y	W20EP-U	IW20
N9Y	W20EP-U	IW20
N9YCC	W20EP-U	IW20
N9YCX	W20EP-U	IW20
NA12	IW29	IW29
NR2C	W27ESR-U	IW27
OE001	W20EP-U	IW20
OE001/R04	W20EP-U	IW20
OE001/T10	W20EP-U	IW20

CHAMPION	DENSO	Iridium
OE002	K20PR-U	IK20
OE002/R04	K20PR-U	IK20
OE002/T10	K20PR-U	IK20
OE004	W20EPR-U	IW20
OE004/R04	W20EPR-U	IW20
OE004/T10	W20EPR-U	IW20
OE006	W20EPR-U	IW20
OE006/R04	W20EPR-U	IW20
OE006/T10	W20EPR-U	IW20
OE007	W20FPR-U	IWF20
OE007/R04	W20FPR-U	IWF20
OE007/T10	W20FPR-U	IWF20
OE008	W22EPR-U	IW22
OE008/R04	W22EPR-U	IW22
OE008/T10	W22EPR-U	IW22
OE010	W22EPR-U	IW22
OE010/R04	W22EPR-U	IW22
OE010/T10	W22EPR-U	IW22
OE014	K22PR-U	IK22
OE014/T10	K22PR-U	IK22
OE017	Q22PR-U	IQ22
OE017/T10	Q22PR-U	IQ22
OE018	W22EPR-U	IW22
OE018/R04	W22EPR-U	IW22
OE018/T10	W22EPR-U	IW22
OE021	K22TNR-S	IK22
OE021/T10	K22TNR-S	IK22
OE022	W20EP-U	IW20
OE022/T10	W20EP-U	IW20
OE033	K20PR-U	IK20
OE033/R04	K20PR-U	IK20
OE033/T10	K20PR-U	IK20
OE034	K20PR-U	IK20
OE034/R04	K20PR-U	IK20
OE034/T10	K20PR-U	IK20
OE038	W22FPR-U	IWF22
OE038/T10	W22FPR-U	IWF22
OE040	W27ESR-U	IW27
OE040/T10	W27ESR-U	IW27
OE043	Q22PR-U	IQ22
OE043/T10	Q22PR-U	IQ22
OE046	W22EPR-U	IW22
OE046/T10	W22EPR-U	IW22
OE048	Q22PR-U	IQ22
OE048/R04	Q22PR-U	IQ22
OE048/T10	Q22PR-U	IQ22
OE052	XU24EPR-U	IXU24
OE052/T10	XU24EPR-U	IXU24
OE058	Q22PR-U	IQ22
OE058/R04	Q22PR-U	IQ22
OE058/T10	Q22PR-U	IQ22
OE059	W16FPR-U	IWF16
OE059/R04	W16FPR-U	IWF16
OE059/T10	W16FPR-U	IWF16
OE060	J16CR-U	IW16
OE060/T10	J16CR-U	IW16
OE064	W22FPR-U	IWF22
OE064/T10	W22FPR-U	IWF22
OE068	W24ESR-U	IW24
OE068/T10	W24ESR-U	IW24
OE070	W20FPR-U	IWF20
OE070/T10	W20FPR-U	IWF20
OE071	W22FPR-U	IWF22
OE071/T10	W22FPR-U	IWF22
OE073	XU24EPR-U	IXU24
OE073/T10	XU24EPR-U	IXU24
OE074	W20ESR-U	
OE074/T10	W20ESR-U	
OE075	Q22PR-U	IQ22
OE075/T10	Q22PR-U	IQ22
OE078	IW24	IW24



CHAMPION	DENSO	Iridium
OE078/T10	IW24	IW24
OE079	W22ESR-U	
OE079/T10	W22ESR-U	
OE081	K20PR-U11	IK20
OE081/T10	K20PR-U11	IK20
OE083	XU24EPR-U	IXU24
OE083/T10	XU24EPR-U	IXU24
OE084	W24EPR-U	IW24
OE084/R04	W24EPR-U	IW24
OE084/T10	W24EPR-U	IW24
OE086	W22FSR	IWF22
OE086/T10	W22FSR	IWF22
OE087	W24EPR-U	IW24
OE087/R04	W24EPR-U	IW24
OE087/T10	W24EPR-U	IW24
OE091	W27ESR-U	IW27
OE091/T10	W27ESR-U	IW27
OE092	U27ESR-N	IU27
OE092/T10	U27ESR-N	IU27
OE094	Q22PR-U	IQ22
OE094/T10	Q22PR-U	IQ22
OE097	W22EPR-U	IW22
OE097/T10	W22EPR-U	IW22
OE098	W22ESR-U	
OE098/T10	W22ESR-U	
OE102	K20PR-U	IK20
OE102/T10	K20PR-U	IK20
OE103	IXU27	IXU27
OE103/T10	IXU27	IXU27
OE104	W22FPR-U	IWF22
OE104/T10	W22FPR-U	IWF22
OE108	W24ESR-U	IW24
OE108/T10	W24ESR-U	IW24
OE110	Q22PR-U	IQ22
OE110/T10	Q22PR-U	IQ22
OE111	W20EPR-U	IW20
OE111/T10	W20EPR-U	IW20
OE112	IX24	IX24
OE112/T10	IX24	IX24
OE116	W24EPR-U	IW24
OE116/T10	W24EPR-U	IW24
OE119	K20PR-U	IK20
OE119/T10	K20PR-U	IK20
OE122	IU22	IU22
OE122/T10	IU22	IU22
OE125	IW27	IW27
OE125/T10	IW27	IW27
OE127	K20PR-U	IK20
OE127/T10	K20PR-U	IK20
OE132	XU24EPR-U	IXU24
OE132/T10	XU24EPR-U	IXU24
OE142	IXU27	IXU27
OE142/T10	IXU27	IXU27
OE150	IU24	IU24
OE150/T10	IU24	IU24
OE152	K20PR-U11	IK20
OE152/T10	K20PR-U11	IK20
OE162	W20ESR-U	
OE162/T10	W20ESR-U	
OE172	W27ES-V	IW27
OE172/T10	W27ES-V	IW27
OE186	XU22EPR-U	IXU22
OE186/T10	XU22EPR-U	IXU22
OE199	XU22EPR-U	IXU22
OE199/T10	XU22EPR-U	IXU22
P82M	W22FS-U	IWF22
PA5HC	X22ESR-U	IX22
PA7HC	X22ESR-U	IX22
PG7C	U22ESR-N	IU22
PL11YC	W16FPR-U	IWF16
PL7YC4	W20FPR-U10	IWF20

CHAMPION	DENSO	Iridium
PL9YC	W20FPR-U	IWF20
PN5C	W24ESR-U	IW24
PN5YC	IW24	IW24
PN7C	IW24	IW24
PRA7HC	X22EPR-U9	IX22B
PRL5SC	W20FR-L	IWF20
PRZ9HC	U20FSR-U	IUF22
PZ7HC	U22FSR-U	IUF22
PZ9HC	U20FSR-U	IUF22
QC10WEP	VKJ20RZ-M11	
QL16V	W24FSR	IWF24
QL77CC	W27FSR	IWF27
QL77J	W27FSR	IWF27
QL77J4	W27FSR	IWF27
QL77JC	W27FSR	IWF27
QL77JC4	W27FSR	IWF27
QL78C	W24FSR	IWF24
QL78YC	W24FPR	IWF24
QL7J	W22FSR	IWF22
QL81Y	W22FPR-U	IWF22
QL82C	W22FSR	IWF22
QL82YC	W22FPR-U	IWF22
QL86	W20FSR-U	IWF22
QL86C	W20FSR-U	IWF22
QL87C	W20FSR-U	IWF22
QL87YC	W20FPR-U	IWF20
QN1	W31ESR-U	IW31
QN14MC	J16CR-U	IW16
QN2	W27ESR-U	IW27
QN2C	W27ESR-U	IW27
QN2G	IW27	IW27
QN3	W24ESR-U	IW24
QN3C	W24ESR-U	IW24
QN3G	IW24	IW24
QN84	W27ESR-V	IW27
R6	X24ESR-U	IX24
R6G	IX24	IX24
R8	X22ESR-U	IX22
RA2HC	X27ESR-U	IX27
RA4GHC	XU27EPR-U	IXU27
RA4HC	XU24EPR-U	IXU24
RA4HCC	XU24EPR-U	IXU24
RA4HCX	XU24EPR-U	IXU24
RA4YC	XU27EPR-U	IXU27
RA59GC	IXU27	IXU27
RA59PP	IXU27	IXU27
RA5YC	XU27EPR-U	IXU27
RA6	XU24EPR-U	IXU24
RA6HC	XU24EPR-U	IXU24
RA6Y	XU24EPR-U	IXU24
RA6YC	XU24EPR-U	IXU24
RA7YC	XU22EPR-U	IXU22
RA8HC	XU22EPR-U	IXU22
RA8Y	X22EPR-U9	IX22B
RA8YC	XU22EPR-U	IXU22
RA8YCX4	XU22EPR-U	IXU22
RAX92C	X27ESR-U	IX27
RAX92DC	X27ETR	IX27
RAX92YC	X27EPR-U9	IX27B
RAX94C	X24ESR-U	IX24
RAX94YC	X24EPR-U9	IX24B
RAX96C	X22ESR-U	IX22
RAX96YC	X22EPR-U9	IX22B
RC10YCC	K20PR-U	IK20
RC279YC	K22PR-U	IK22
RC281YC	K20PR-U	IK20
RC6YC	K22PR-U	IK22
RC6YCC	K22PR-U	IK22
RC7Y	Q22PR-U	IQ22
RC7YC	K22PR-U	IK22
RC7YCC	K22PR-U	IK22

CHAMPION	DENSO	Iridium
RC7YCX	K22PR-U	IK22
RC87YC	K20PR-U	IK20
RC87YCC	K20PR-U	IK20
RC87YCL	K20PR-U	IK20
RC8BYC	K20PBR	IK20
RC8YC	K20PR-U	IK20
RC8YC4	K20PR-U11	IK20
RC8YCC	K20PR-U	IK20
RC8YCC4	K20PR-U11	IK20
RC8YCL	K20PR-U	IK20
RC8YLC	K20PR-U	IK20
RC9BYC	K20PBR	IK20
RC9YC	K20PR-U	IK20
RC9YC4	K20PR-U11	IK20
RC9YCC	K20PR-U	IK20
RC9YCC4	K20PR-U11	IK20
RC9YCN4	K20PR-U11	IK20
RG2PHP	IU24	IU24
RG4HC	U27ESR-N	IU27
RG4PHP	IU27	IU27
RG519HC	U27ESR-N	IU27
RG59V	RU01-31	
RG6PP	IU24	IU24
RG6YC	U24ESR-N	IU24
RG6YCA	U24ESR-N	IU24
RG6YCH	N24EXRB	IU24
RG92C	U27ESR-N	IU27
RG92DC	U27ETR	IU27A
RG94C	U24ESR-N	IU24
RG96C	U22ESR-N	IU22
RGU92C	U27FER9	IUH27
RGU94C	U24FER9	IUH24
RJ10Y	W20PR-U	
RL12Y	W16FPR-U	IWF16
RL4J	W24FSR	IWF24
RL5SC	W24FR-L	IWF24
RL77J	W27FSR	IWF27
RL77JC4	W27FSR	IWF27
RL78	W24FSR	IWF24
RL78C	W24FSR	IWF24
RL7J	W22FSR	IWF22
RL82C	W22FSR	IWF22
RL82Y	W22FPR-U	IWF22
RL82YC	W22FPR-U	IWF22
RL82YCC	W22FPR-U	IWF22
RL86	W20FSR-U	IWF22
RL86C	W20FSR-U	IWF22
RL87Y	W20FPR-U	IWF20
RL87YC	W20FPR-U	IWF20
RL87YCC	W20FPR-U	IWF20
RL92YC	W16FPR-U	IWF16
RL9SC	W20FR-L	IWF20
RN10GY	IW20	IW20
RN10Y	W20EPR-U	IW20
RN10YC	W20EPR-U	IW20
RN11YC	W16EXR-U	IW16
RN12MC4	W16EXR-U11	IW16
RN12YC4	W16EXR-U11	IW16
RN1C	W27ESR-U	IW27
RN2	W27ESR-U	IW27
RN279YC	W22EPR-U	IW22
RN281YC	W20EPR-U	IW20
RN2C	W27ESR-U	IW27
RN2G	IW27	IW27
RN3	W24ESR-U	IW24
RN3C	W24ESR-U	IW24
RN3G	IW24	IW24
RN4	W22ESR-U	IK22
RN4C	W22ESR-U	IK22
RN4HC	W24ESR-U	IW24
RN4YC	W24EPR-U	IW24

CHAMPION	DENSO	Iridium
RN5	W20ESR-U	
RN57YC	IW29	IW29
RN57YCC	IW29	IW29
RN5C/013	W20ESR-U	
RN6	W20ESR-U	
RN6Y	W24EPR-U	IW24
RN6YC	W24EPR-U	IW24
RN6YCX	W24EPR-U	IW24
RN74C	W22ESR-U	
RN7LCC	W22EPR-U	IW22
RN7Y	W22EPR-U	IW22
RN7YC	W22EPR-U	IW22
RN7YCC	W22EPR-U	IW22
RN7YCX	W22EPR-U	IW22
RN8	W20ESR-U	
RN83C	W20ESR-U	
RN8YC	W20EPR-U	IW20
RN9GY	IW20	IW20
RN9LCC	J16CR-U	IW16
RN9Y	W20EPR-U	IW20
RN9YC	W20EPR-U	IW20
RN9YCC	W20EPR-U	IW20
RN9YCE	W20EPR-U	IW20
RN9YCX	W20EPR-U	IW20
RZ8	U22FSR-U	IUF22
RZ94C	U24FSR-U	IUF24
RZ96C	U22FSR-U	IUF22
RZ98C	U20FSR-U	IUF22
UL4J	W22FS-U	IWF22
UL81C	W24FSR	IWF24
UL81J	W24FSR	IWF24
UN79Y	W22EPR-U	IW22
V4LSR	W20EPR-U	IW20
XJ10Y	W20PR-U	
Z7HC	U22FSR-U	IUF22
Z9HC	U20FSR-U	IUF22
Z9Y	U22FSR-U	IUF22

DAYTONA MAXFIRE	DENSO	Iridium
61479	IW24	IW24
61480	IW27	IW27
61481	IU24	IU24
61482	IU27	IU27
61483	IUH24	IUH24
61484	IUH27	IUH27
61487	IUF24	IUF24
61488	IX24	IX24
61489	IX27	IX27
61494	IX24B	IX24B

DENSO	DENSO	Iridium
067600-6041	W20ES-U	
067600-6051	W22ES-U	
067600-6061	W24ES-U	IW24
067600-6071	W27ES-U	IW27
067600-6081	W31ESR-U	IW31
067600-6151	W22FP-U	IWF22
067600-6831	W16FS-U	
067600-6841	W20FS-U	IWF20
067600-6851	W22FS-U	IWF22
067600-6861	W24FS-U	IWF24
067600-6871	W27FS-U	IWF27
067600-7131	W24ES-V	IW24
067600-7141	W27ES-V	IW27
067600-7241	W20EP-U	IW20
067700-0851	W22FSR	IWF22
067700-0860	W24FSR	IWF24
067700-0861	W24FSR	IWF24
067700-0871	W27FSR	IWF27
067700-0891	W27FSR	IWF27
067700-1531	W16EXR-U	IW16



DENSO	DENSO	Iridium
067700-1571	W16EXR-U	IW16
067700-1931	W27ESR-V	IW27
067700-2341	W20ESR-U	
067700-2351	W22ESR-U	
067700-2361	W24ESR-U	IW24
067700-2371	W27ESR-U	IW27
067700-2431	W16EXR-U11	IW16
067700-2671	W20EPR-U	IW20
067700-2681	W22EPR-U	IW22
067700-2691	W24EPR-U	IW24
067700-2951	W20PR-U	
067700-3081	W20FPR-U10	IWF20
067700-3330	W14FR-U	
067700-3341	W20FSR-U	IWF22
067700-3831	W20FPR-U	IWF20
067700-3841	W22FPR-U	IWF22
067700-4000	W24FPR	IWF24
067700-4470	Q22PR-U	IQ22
067700-4700	W16FPR-U	IWF16
067700-5030	X27ETR	IX27
067700-5070	X22ESR-U	IX22
067700-5080	X24ESR-U	IX24
067700-5090	X27ESR-U	IX27
067700-5180	W24ESR	IW24
067700-5190	W27ESR	IW27
067700-5240	XU22EPR-U	IXU22
067700-5250	XU24EPR-U	IXU24
067700-5270	X16EPR-U9	
067700-5280	X20EPR-U9	IX22B
067700-5290	X22EPR-U9	IX22B
067700-5300	X24EPR-U9	IX24B
067700-5310	X27EPR-U9	IX27B
067700-5320	U22ESR-N	IU22
067700-5380	U24ESR-N	IU24
067700-5390	U27ESR-N	IU27
067700-5450	U24ETR	IU24A
067700-5460	U27ETR	IU27A
067700-5540	X24GPR-U	IXG24
067700-5550	X27GPR-U	IXG27
067700-5560	U22ETR	IU22
067700-5590	U20FSR-U	IUF22
067700-5600	U22FSR-U	IUF22
067700-5610	U24FSR-U	IUF24
067700-5630	U31ETR	IU31A
067700-5640	U31ESR-N	IU31
067700-5800	XU20EPR-U	IXU22
067700-5810	U22FER9	IUH24
067700-5820	U24FER9	IUH24
067700-5830	U27FER9	IUH27
067700-6280	K20PR-U11	IK20
067700-6310	K20PR-U	IK20
067700-6500	W31ESR-U	IW31
067700-6810	W20FR-L	IWF20
067700-6820	W24FR-L	IWF24
067700-6990	J16CR-U	IW16
067700-7520	K22PR-U	IK22
067700-7550	Y24FER-C	IY24
067700-7560	Y27FER-C	IY27
067700-7910	K22TNR-S	IK22
067700-8050	K20PBR	IK20
067700-8090	XU27EPR-U	IXU27
067700-8150	XU24EPR-U	IXU24
067700-8190	J16CR-U	IW16
067700-8460	IK24	IK24
067700-8600	IXU27	IXU27
067700-8660	IW20	IW20
067700-8730	IXU24	IXU24
067700-8740	K24PR-U11	IK24
067700-8800	K20TNR-S9	IK20
067700-8850	U20ESR-N	IU20
067700-8870	XU22EPR-U	IXU22

DENSO	DENSO	Iridium
067700-8890	IW24	IW24
067700-8900	IW27	IW27
067700-8910	IW29	IW29
067700-9260	IU22	IU22
067700-9261	IU22	IU22
067700-9270	IU24	IU24
067700-9271	IU24	IU24
067700-9280	IU27	IU27
067700-9281	IU27	IU27
067700-9300	IU24A	IU24A
067700-9301	IU24A	IU24A
067700-9310	IU27A	IU27A
067700-9311	IU27A	IU27A
067700-9330	IUH24	IUH24
067700-9340	IUH27	IUH27
067700-9360	IX24	IX24
067700-9370	IX27	IX27
067700-9390	IX24B	IX24B
067700-9400	IX27B	IX27B
067700-9490	IUF24	IUF24
067700-9520	IK27C11	IK27C11
067700-9550	IK24C11	IK24C11
067700-9570	IUH27D	IUH27D
067800-4130	X24ES-U	IX24
067800-4140	X27ES-U	IX27
067800-4290	X22EPR-U9	IX22B
067800-4300	X24EPR-U9	IX24B
067800-4360	X24EP-U9	IX24B
067800-4850	U22ES-N	IU22
267700-0730	VK22	IK22
267700-0840	IU24D	IU24D
267700-0850	IU27D	IU27D
267700-1580	RU01-31	
267700-1840	VK16PRZ11	IK16
267700-1930	VUH27D	IUH27
267700-1931	VUH27D	IUH27
267700-1970	VKJ20RZ-M11	
267700-2010	VUH24D	IUH24
267700-2011	VUH24D	IUH24
267700-2050	VK27PRZ11	IK27
267700-2070	VNH27Z	
267700-2280	U27ESR-NB	IU27
267700-2290	N24EXRB	IU24
267700-2300	U24ESR-NB	IU24
267700-2730	U22ESR-NB	IU22
267700-2890	IWM24	IWM24
267700-2900	IWM27	IWM27
267700-4580	U20EPR9	IU20
267700-4770	VUH27ES	
267700-5600	SK20PR-L11	IK20
267700-5830	FXE22HR11	
267700-6130	VUH24ES	
267700-6480	U22EPR9	IU22
267700-6490	U24EPR9	IU24A
IK22	VK22	IK22
IK24C11	IK24	IK24
IU22D	IU22	IU22
IU27D	IU27	IU27
IUH22D	VUH24D	IUH24
IUH24	VUH24D	IUH24
IUH24D	IUH24	IUH24
IUH24D	VUH24D	IUH24
IUH27	VUH27D	IUH27
IUH27D	IUH27	IUH27
IUH27D	VUH27D	IUH27
K22P11	VK22	IK22
K22PB	VK22	IK22
K22PBR-S	VK22	IK22
K22PR-L11	VK22	IK22
K22PR-U	VK22	IK22
K22PR-U11	VK22	IK22

DENSO	DENSO	Iridium
K22PR-UR	VK22	IK22
K22TM11	VK22	IK22
K22TMR11	VK22	IK22
K22TNR-S	VK22	IK22
K24PR-U11	IK24	IK24
K24PR-ZU	IK24	IK24
KJ22CR11	VK22	IK22
KJ22CR-L11	VK22	IK22
KJ22CR-L8	VK22	IK22
LP20R-U	IW20	IW20
LP20-U	IW20	IW20
N24EXRB	IU24	IU24
P16R	IW20	IW20
P16R13	IW20	IW20
P20PR11	IW20	IW20
P20PR8	IW20	IW20
P20PR-P8	IW20	IW20
P20PR-S11	IW20	IW20
P20R11	IW20	IW20
P20R8	IW20	IW20
PK22PR11	VK22	IK22
PK22PR8	VK22	IK22
S20R8-G	IW20	IW20
SK22PR-M11	VK22	IK22
U20EPR9S	IU22	IU22
U22EPR9	IU22	IU22
U22ES-N	IU22	IU22
U22ESR-N	IU22	IU22
U22ESR-NB	IU22	IU22
U22ETR	IU22	IU22
U22FER9	IUH24	IUH24
U24EPR9	IU24A	IU24A
U24ES-N	IU24	IU24
U24ESR-N	IU24	IU24
U24ESR-NB	IU24	IU24
U24ESR-NZU	IU24	IU24
U24ETR	IU24A	IU24A
U24FE9	IUH24	IUH24
U24FER9	IUH24	IUH24
U24FER9S	IUH24	IUH24
U24FER-ZU9	IUH24	IUH24
U24FE-ZU9	IUH24	IUH24
U24FSR-C	IUF24	IUF24
U24FSR-U	IUF24	IUF24
U24FS-U	IUF24	IUF24
U27EPR9	IU27D	IU27D
U27EPR-N9	IU27D	IU27D
U27ES-N	IU27	IU27
U27ESR-N	IU27	IU27
U27ESR-NB	IU27	IU27
U27ESR-NZU	IU27	IU27
U27ETR	IU27A	IU27A
U27FE9	IUH27	IUH27
U27FER9	IUH27	IUH27
U27FER-ZU9	IUH27	IUH27
VK22PRZ11	VK22	IK22
VK24PRZ11	IK24	IK24
VUH24D	IUH24	IUH24
VUH27D	IUH27	IUH27
VW20	IW20	IW20
VXU24	IXU24	IXU24
W20EKR-S11	IW20	IW20
W20EP	IW20	IW20
W20EP11	IW20	IW20
W20EPB	IW20	IW20
W20EPR-S	IW20	IW20
W20EPR	IW20	IW20
W20EPR11	IW20	IW20
W20EPR-S11	IW20	IW20
W20EPR-U	IW20	IW20
W20EPR-U10	IW20	IW20

DENSO	DENSO	Iridium
W20EPR-U11	IW20	IW20
W20EPR-ZU	IW20	IW20
W20EPR-ZU11	IW20	IW20
W20EP-S11	IW20	IW20
W20EP-U	IW20	IW20
W20EP-U11	IW20	IW20
W20EP-ZU	IW20	IW20
W20ES-L	IW20	IW20
W20ES-L11	IW20	IW20
W20ESR-L	IW20	IW20
W20ESR-L11	IW20	IW20
W20ET-L	IW20	IW20
W20ETR	IW20	IW20
W20ETR-L	IW20	IW20
W20ETR-L8	IW20	IW20
W20ETR-S	IW20	IW20
W20ET-S	IW20	IW20
W20EVR-ZU	IW20	IW20
W20EXR-U	IW20	IW20
W20EXR-U11	IW20	IW20
W20EXR-U13	IW20	IW20
W20EXR-ZU	IW20	IW20
W20EX-U	IW20	IW20
W20EX-U11	IW20	IW20
W20EX-U13	IW20	IW20
W20EX-ZU	IW20	IW20
W20TT	IW20	IW20
W21ES-L11	IW20	IW20
W21ESR-L11	IW20	IW20
W22ES-ZU	IW24	IW24
W24EMR-C	IWM24	IWM24
W24EP	IW24	IW24
W24EPR	IW24	IW24
W24EPR-U	IW24	IW24
W24EPR-ZU	IW24	IW24
W24EP-U	IW24	IW24
W24ESR	IW24	IW24
W24ESR-U	IW24	IW24
W24ESR-V	IW24	IW24
W24ESR-ZU	IW24	IW24
W24ES-U	IW24	IW24
W24ES-V	IW24	IW24
W24ES-ZU	IW24	IW24
W27A-Z	IW27	IW27
W27EMR-C	IWM27	IWM27
W27EMR-ZU	IWM27	IWM27
W27ES-C	IW27	IW27
W27ESR	IW27	IW27
W27ESR-U	IW27	IW27
W27ESR-V	IW27	IW27
W27ESR-ZU	IW27	IW27
W27ES-U	IW27	IW27
W27ES-V	IW27	IW27
W27ES-ZU	IW27	IW27
W27FSR-U10	W27FSR	IWF27
W29A-Z	IW29	IW29
W29ESR-V	IW29	IW29
W29ES-V	IW29	IW29
W29ES-ZU	IW29	IW29
W31ES-U	W31ESR-U	IW31
X22EP-U	X22EPR-U9	IX22B
X24EPR-GL	IX24B	IX24B
X24EPR-U9	IX24B	IX24B
X24EPR-ZU9	IX24B	IX24B
X24EP-U	X24EPR-U9	IX24B
X24EP-U9	IX24B	IX24B
X24ESR-U	IX24	IX24
X24ESR-ZU	IX24	IX24
X24ES-U	IX24	IX24
X24ES-ZU	IX24	IX24
X27EPR-U9	IX27B	IX27B

# Spark Plugs | Cross Reference Chart - Competitor

DENSO	DENSO	Iridium
X27EPR-ZU9	IX27B	IX27B
X27EP-U9	IX27B	IX27B
X27ESR-U	IX27	IX27
X27ESR-ZU	IX27	IX27
X27ES-U	IX27	IX27
X27ETR	IX27	IX27
XU24EPR-U	IXU24	IXU24
XU24EPR-ZU	IXU24	IXU24
XU24EP-U	IXU24	IXU24
XU24EP-ZU	IXU24	IXU24
XU27EPR-U	IXU27	IXU27
XU27EPR-ZU	IXU27	IXU27

EYQUEM	DENSO	Iridium
1000	W24FSR	IWF24
1000L	W24ESR-U	IW24
100M	W24FSR	IWF24
1100	W27FSR	IWF27
1100L	W24ESR-U	IW24
1150	W27FSR	IWF27
1150L	W27ESR-U	IW27
580S	W16FPR-U	IWF16
600CS	W20PR-U	
600L	W20ESR-U	
600S	W16FPR-U	IWF16
700	W20FSR-U	IWF22
705S	W20FPR-U	IWF20
70M	W20FSR-U	IWF22
750	W20FSR-U	IWF22
750L	W20ESR-U	
750LS	W20EP-U	IW20
755	W22FS-U	IWF22
755L	W20ESR-U	
755LS	W20EP-U	IW20
755M	W20FSR-U	IWF22
755S	W22FPR-U	IWF22
755SX	W22FPR-U	IWF22
755X	W22FS-U	IWF22
75LM	W20ESR-U	
75M	W20FSR-U	IWF22
775SX	W20FPR-U	IWF20
775X	W20FSR-U	IWF22
800LS	W22EPR-U	IW22
805L	W22ESR-U	
805LP	IW24	IW24
850	W22FS-U	IWF22
850LS	W22EPR-U	IW22
C32S	W16FPR-U	IWF16
C42S	W20FPR-U	IWF20
C62	W22FS-U	IWF22
C62LS	W20EP-U	IW20
C62S	W22FPR-U	IWF22
C72LS	W22EPR-U	IW22
C82LS	W22EPR-U	IW22
C92LS	W24EPR-U	IW24
D1000L	X27ESR-U	IX27
D1050L	X27ESR-U	IX27
D800L	X22ESR-U	IX22
D900L	X24ESR-U	IX24
F100	W24FSR	IWF24
F220	W27FSR	IWF27
F55P	W16FPR-U	IWF16
F65P	W20FPR-U	IWF20
F75	W20FSR-U	IWF22
F75H	W20FSR-U	IWF22
F80	W22FS-U	IWF22
F85P	W20FPR-U	IWF20
F95P	W22FPR-U	IWF22
FC58LS3	K20PBR	IK20
FC62LS3	K20PBR	IK20

EYQUEM	DENSO	Iridium
FC62LS3X	K20PBR	IK20
FC72LS	K22PR-U	IK22
FC82LS	K22PR-U	IK22
FE100	W24ESR-U	IW24
FE125P	W20EP-U	IW20
FE135P	W22EPR-U	IW22
FE145P	W24EPR-U	IW24
FE155P	W24EPR-U	IW24
FE220	IW24	IW24
FE260	IW27	IW27
FE280	IW29	IW29
FE55P	W20EP-U	IW20
FE65CPR	W20EPR-U	IW20
FE65P	W20EP-U	IW20
FE70	W20ESR-U	
FE75	W22ESR-U	
FE80	W22ESR-U	
FE85P	W20EP-U	IW20
FE95P	W22EPR-U	IW22
FN52LS	W20EPR-U	IW20
FS55P	W20PR-U	
GT5	W16FPR-U	IWF16
GT6	W20FPR-U	IWF20
GT6L	W20EP-U	IW20
GT7	W22FPR-U	IWF22
GT7L	W22EPR-U	IW22
GT8L	W24EPR-U	IW24
L65	IW20	IW20
R1000	W24FSR	IWF24
R1000L	W24ESR-U	IW24
R850	W22FSR	IWF22
RC42S	W20FPR-U	IWF20
RC52LS	W20EPR-U	IW20
RC52LZE	J16CR-U	IW16
RC62LS	W20EPR-U	IW20
RC62S	W22FPR-U	IWF22
RC72LS	W22EPR-U	IW22
RC82LS	W22EPR-U	IW22
RFC52LS	K20PR-U	IK20
RFC52LS3	K20PBR	IK20
RFC52LS5	K20PR-U11	IK20
RFC57LS3	K20PBR	IK20
RFC58LS	K20PR-U	IK20
RFC58LS3	K20PBR	IK20
RFC58LS5	K20PR-U11	IK20
RFC58LZK	K20PR-U	IK20
RFC62LS	K22PR-U	IK22
RFC82LS	K22PR-U	IK22
RFN58LZ	K20PR-U	IK20
RFN62LZ	K22PR-U	IK22
T30	U20FSR-U	IUF22
T70	U22FSR-U	IUF22
T850	U22FSR-U	IUF22
T90	U24FSR-U	IUF24
TWE270	X24ESR-U	IX24
TWE275	X27ESR-U	IX27
XC42S	W20FPR-U	IWF20
XC62LS	W20EPR-U	IW20
XC62S	W22FPR-U	IWF22
XC72LS	W22EPR-U	IW22
XFC62LS	K22PR-U	IK22
XFC82LS	K22PR-U	IK22

HKS	DENSO	Iridium
M40G	IW24	IW24
M40i	IK24	IK24
M40X	IXU24	IXU24
M45G	IW27	IW27
M45X	IXU27	IXU27
S40G	IW24	IW24
S40i	IK24	IK24

HKS	DENSO	Iridium
S40X	IXU24	IXU24
S45G	IW27	IW27
S45X	IXU27	IXU27

ISKRA	DENSO	Iridium
F100	W24FSR	IWF24
F100RS	W24FSR	IWF24
F100S	W24FSR	IWF24
F55P	W16FPR-U	IWF16
F55PRS	W16FPR-U	IWF16
F55PS	W16FPR-U	IWF16
F65CP	W20FPR-U	IWF20
F65CPR	W20FPR-U	IWF20
F65P	W20FPR-U	IWF20
F65PR	W20FPR-U	IWF20
F65PRS	W20FPR-U	IWF20
F65PS	W20FPR-U	IWF20
F70	W20FSR-U	IWF22
F75	W20FSR-U	IWF22
F75RS	W20FSR-U	IWF22
F75S	W20FSR-U	IWF22
F80	W22FS-U	IWF22
F80C	W22FS-U	IWF22
F80S	W22FS-U	IWF22
F85CP	W20FPR-U	IWF20
F85P	W20FPR-U	IWF20
F85PS	W20FPR-U	IWF20
F95P	W22FPR-U	IWF22
F95PS	W22FPR-U	IWF22
FE100	W27ESR-U	IW27
FE100RS	W27ESR-U	IW27
FE100S	W27ESR-U	IW27
FE125P	W20EP-U	IW20
FE135P	W22EPR-U	IW22
FE145P	W24EPR-U	IW24
FE155P	W24EPR-U	IW24
FE220	W27ESR-U	IW27
FE65CP	W20EP-U	IW20
FE65CPR	W20EPR-U	IW20
FE65PR	W20EPR-U	IW20
FE65PRS	W20EPR-U	IW20
FE65PS	W20EP-U	IW20
FE70	W20ESR-U	
FE75	W22ESR-U	
FE75RS	W22ESR-U	
FE75S	W22ESR-U	
FE80	W24ESR-U	IW24
FE80RS	W24ESR-U	IW24
FE80S	W24ESR-U	IW24
FE85CP	W22EPR-U	IW22
FE85CPR	W22EPR-U	IW22
FE85P	W22EPR-U	IW22
FE85PR	W22EPR-U	IW22
FE85PRS	W22EPR-U	IW22
FE85PS	W22EPR-U	IW22
FE95CP	W24EPR-U	IW24
FE95CPR	W24EPR-U	IW24
FE95P	W22EPR-U	IW22
FE95PR	W22EPR-U	IW22
FS55P	W20PR-U	
GT5	W16FPR-U	IWF16
GT6	W20FPR-U	IWF20
GT6L	W20EP-U	IW20
GT7	W22FPR-U	IWF22
GT7L	W22EPR-U	IW22
GT8L	W24EPR-U	IW24
SFE55PTS	K20PBR	IK20
SFE65LTS	K20PBR	IK20
SFE65PTRS	K20PBR	IK20
SFE65PTS	K20PBR	IK20
SFE85CPR	Q22PR-U	IQ22

ISKRA	DENSO	Iridium
SFE85PRS	Q22PR-U	IQ22
SFE85PS	Q22PR-U	IQ22
T30	U20FSR-U	IUF22
T70	U22FSR-U	IUF22
T90	U24FSR-U	IUF24
TWE270	X24ESR-U	IX24
TWE275	X27ESR-U	IX27

LODGE	DENSO	Iridium
25HL	W22EPR-U	IW22
25HLD	Q22PR-U	IQ22
2HL	W22EPR-U	IW22
2HLD	Q22PR-U	IQ22
2HLN	W22ESR-U	
3HLN	W24ESR-U	IW24
CNY	W16FPR-U	IWF16
HL	W20EP-U	IW20
L4Y	W22EPR-U	IW22
L4YR	W22EPR-U	IW22
L5	W22ESR-U	
L6Y	W20EP-U	IW20
L6YR	W20EPR-U	IW20
M5Y	Q22PR-U	IQ22
M5YR	Q22PR-U	IQ22
RL47	IW24	IW24
RL49	IW27	IW27
S3	W24FSR	IWF24
S5	W22FS-U	IWF22
S6	W20FSR-U	IWF22
S6Y	W20FPR-U	IWF20
S6YR	W20FPR-U	IWF20

LPM	DENSO	Iridium
0001521033	W16EXR-U	IW16
0001523042	W22EPR-U	IW22

MAGNETI MARELLI	DENSO	Iridium
8LC	Q22PR-U	IQ22
8LCR	Q22PR-U	IQ22
8LPR	Q22PR-U	IQ22
9LC	Q22PR-U	IQ22
CU7N	U20FSR-U	IUF22
CW101L	W27ESR-U	IW27
CW10L	W27ESR-U	IW27
CW10N	W27FSR	IWF27
CW11L	W27ESR-U	IW27
CW13L	W31ESR-U	IW31
CW14L	W31ESR-U	IW31
CW5NP	W16FPR-U	IWF16
CW67L	W20ESR-U	
CW67LP	W20EP-U	IW20
CW67N	W20FSR-U	IWF22
CW67NR	W20FSR-U	IWF22
CW67P	W20EP-U	IW20
CW6N	W20FSR-U	IWF22
CW6NP	W20FPR-U	IWF20
CW6NPR	W20FPR-U	IWF20
CW6NR	W20FSR-U	IWF22
CW75LP	W20EP-U	IW20
CW78L	W20ESR-U	
CW78LP	W20EP-U	IW20
CW78LPR	W20EPR-U	IW20
CW7L	W20ESR-U	
CW7LJ	W20ESR-U	
CW7LP	W20EP-U	IW20
CW7LPH	W20EP-U	IW20
CW7LPR	W20EPR-U	IW20
CW7LR	W20ESR-U	
CW7N	W20FSR-U	IWF22
CW7NJ	W20FSR-U	IWF22
CW7NP	W20FPR-U	IWF20

# Spark Plugs | Cross Reference Chart - Competitor

MAGNETI MARELLI	DENSO	Iridium
CW7NPR	W20FPR-U	IWF20
CW7NR	W20FSR-U	IWF22
CW89LP	W22EPR-U	IW22
CW8L	W22ESR-U	
CW8LCR	Q22PR-U	IQ22
CW8LJ	W22ESR-U	
CW8LP	W22EPR-U	IW22
CW8LPR	W22EPR-U	IW22
CW8LPS	W22EPR-U	IW22
CW8N	W22FS-U	IWF22
CW8NP	W22FPR-U	IWF22
CW8NR	W22FSR	IWF22
CW9L	W24ESR-U	IW24
CW9LP	W24EPR-U	IW24
CW9N	W24FSR	IWF24
CW9NJ	W24FSR	IWF24
CWC67NJ	W20FSR-U	IWF22
CWC7NJ	W20FSR-U	IWF22
CWC9NJ	W24FSR	IWF24
CWF11L	IW27	IW27
CWP10L	IW27	IW27
CWP7L	IW20	IW20
CWP8L	IW24	IW24
CWP9L	IW24	IW24
CX8L	X22ESR-U	IX22
F6NC	W16FPR-U	IWF16
F6NCR	W16FPR-U	IWF16
F7CN	W20FSR-U	IWF22
F7LC	W20EP-U	IW20
F7NC	W20FPR-U	IWF20
F7NCR	W20FPR-U	IWF20
F8LC	W22EPR-U	IW22
FC7N	W20FSR-U	IWF22
FC8L	W22EPR-U	IW22
FC9L	W24EPR-U	IW24
FL7LCR	W20EPR-U	IW20
FL8LCR	W22EPR-U	IW22
L10BPCPR	IU22	IU22
L10CR	XU24EPR-U	IXU24
L10DCR	XU24EPR-U	IXU24
L7LDGR	K20PR-U	IK20
L7MCR	K20PBR	IK20
L8LCR	Q22PR-U	IQ22

MOTORCRAFT	DENSO	Iridium
1Y0118110	W20EPR-U	IW20
1Y0718110	K20PR-U	IK20
1Y0A18110	K20PR-U11	IK20
1Y0F18110	XU22EPR-U	IXU22
A22	W20PR-U	
A32	W20PR-U	
AE1C	W22FS-U	IWF22
AE1X	W22FS-U	IWF22
AE22	W22FPR-U	IWF22
AE22C	W22FPR-U	IWF22
AE2C	W22FS-U	IWF22
AE2X	W22FS-U	IWF22
AE3	W20FSR-U	IWF22
AE32	W20FPR-U	IWF20
AE32C	W20FPR-U	IWF20
AE3C	W20FSR-U	IWF22
AE3X	W20FSR-U	IWF22
AE42	W16FPR-U	IWF16
AE42C	W16FPR-U	IWF16
AE901	W24FSR	IWF24
AE901X	W24FSR	IWF24
AER22C	W22FPR-U	IWF22
AER2X	W22FSR	IWF22
AER32	W20FPR-U	IWF20
AER6	W14FR-U	
AG051	W31ESR-U	IW31

MOTORCRAFT	DENSO	Iridium
AG071	W27ESR-U	IW27
AG091	W24ESR-U	IW24
AG092C	W24ESR-U	IW24
AG1	W24ESR-U	IW24
AG12	W24EPR-U	IW24
AG12C	W24EPR-U	IW24
AG1C	W24ESR-U	IW24
AG1CX	W24ESR-U	IW24
AG1X	W22ESR-U	
AG2	W22ESR-U	
AG22	W22EPR-U	IW22
AG22C	W22EPR-U	IW22
AG23	IW24	IW24
AG2C	W22ESR-U	
AG2CX	W22ESR-U	
AG2X	W22ESR-U	
AG3	W20ESR-U	
AG32	W20EP-U	IW20
AG32A	W20EP-U	IW20
AG3C	W20ESR-U	
AG3CX	W20ESR-U	
AG3X	W20ESR-U	
AG44CU	W16EXR-U	IW16
AG501	W31ESR-U	IW31
AG501X	W31ESR-U	IW31
AG603	W27ESR-U	IW27
AG701	W27ESR-U	IW27
AG701C	W27ESR-U	IW27
AG701X	W27ESR-U	IW27
AG901	W24ESR-U	IW24
AG901C	W24ESR-U	IW24
AG901CU	W24ESR-U	IW24
AG901X	W24ESR-U	IW24
AG902	W24EPR-U	IW24
AG903	IW24	IW24
AGN42	W16EXR-U	IW16
AGP12C	K22PR-U	IK22
AGPR12C	K22PR-U	IK22
AGPR12CD	K22PR-U	IK22
AGPR22C	K20PR-U	IK20
AGPR22C1	K20PR-U11	IK20
AGPR32C	K20PR-U	IK20
AGPR32C1	K20PR-U11	IK20
AGPR901C1	IK24	IK24
AGPR902C1	K24PR-U11	IK24
AGPS091C1	Q22PR-U	IQ22
AGPS12C	Q22PR-U	IQ22
AGR12	W24EPR-U	IW24
AGR12C	W24EPR-U	IW24
AGR1C	W22ESR-U	
AGR1X	W22ESR-U	
AGR21	W22ESR-U	
AGR22	W22EPR-U	IW22
AGR22C	W22EPR-U	IW22
AGR2C	W22ESR-U	
AGR2X	W22ESR-U	
AGR31	W20ESR-U	
AGR32	W20EPR-U	IW20
AGR3X	W20ESR-U	
AGR42C	W16EXR-U	IW16
AGR44CU	W16EXR-U	IW16
AGR701X	W27ESR-U	IW27
AGR803C	W27ESR-U	IW27
AGR901X	W24ESR-U	IW24
AGS081C	W27ESR-U	IW27
AGS12C	W22EPR-U	IW22
AGS1C	W22ESR-U	
AGS22C	W22EPR-U	IW22
AGS2C	W22ESR-U	
AGS32C	W16EXR-U11	IW16

MOTORCRAFT	DENSO	Iridium
AGS32C1	W16EXR-U11	IW16
AGS3C	W20ESR-U	
AGS42C	W16EXR-U	IW16
AR32	W20PR-U	
AS42C	W20PR-U	
AV091X4	W27FSR	IWF27
AV1X	W22FS-U	IWF22
AV2X	W20FSR-U	IWF22
AV701CU10	W27FSR	IWF27
AV901X	W27FSR	IWF27
AV901X4	W27FSR	IWF27
HG2	X24ESR-U	IX24
HG22	X24EPR-U9	IX24B
HG22C	X24EPR-U9	IX24B
HG2C	X24ESR-U	IX24
HGS22C	X24EPR-U9	IX24B
PV1	U24FSR-U	IUF24
PV2	U22FSR-U	IUF22
PV3	U20FSR-U	IUF22

NGK	DENSO	Iridium
1015	W24ES-U	IW24
1030	IX24B	IX24B
1043	IW24	IW24
1046	W20FR-L	IWF20
1047	W24FPR	IWF24
1068	X20EPR-U9	IX22B
1090	W20FSR-U	IWF22
1092	W22FPR-U	IWF22
1093	W22FPR-U	IWF22
1098	W22FSR	IWF22
1111	W22ES-U	
1117	X24ESR-U	IX24
1142	W22EPR-U	IW22
1144	W22EPR-U	IW22
1230	IX27B	IX27B
1262	IW24	IW24
1265	IW27	IW27
1272	Q22PR-U	IQ22
1275	U24ESR-N	IU24
1314	SK20PR-L11	IK20
1462	U22ETR	IU22
1582	U20EPR9	IU20
1673	Y27FER-C	IY27
1691	XU22EPR-U	IXU22
2023	W22EPR-U	IW22
2056	Q22PR-U	IQ22
2075	K20PBR	IK20
2086	U24FSR-U	IUF24
2108	W27ES-U	IW27
2120	X24ES-U	IX24
2129	W22FS-U	IWF22
2142	U27FER9	IUH27
2145	IW29	IW29
2158	IW27	IW27
2170	X27ETR	IX27
2176	IW27	IW27
2179	IW24	IW24
2193	U22FER9	IUH24
2197	K20PBR	IK20
2199	W31ESR-U	IW31
2202	IX24B	IX24B
2204	X27ESR-U	IX27
2242	IX27	IX27
2256	XU20EPR-U	IXU22
2265	IXU24	IXU24
2268	W20EPR-U	IW20
2270	K22PR-U	IK22
2305	IU27A	IU27A
2306	U24EPR9	IU24A
2308	U27ESR-N	IU27

NGK	DENSO	Iridium
2311	W22ESR-U	
2316	IXU27	IXU27
23559	IU24	IU24
2357	W22EPR-U	IW22
2360	U31ETR	IU31A
2363	XU22EPR-U	IXU22
2401	IW27	IW27
2411	W24ESR-U	IW24
2412	W22EPR-U	IW22
2420	X27ES-U	IX27
2421	W22FS-U	IWF22
2434	IWM27	IWM27
2443	J16CR-U	IW16
2528	W22ESR-U	
2556	X24ESR-U	IX24
2611	W27ESR-U	IW27
2621	W24FS-U	IWF24
2633	W20FPR-U10	IWF20
2641	XU27EPR-U	IXU27
2660	IK24	IK24
2668	IK24	IK24
2671	IW24	IW24
2672	IUF24	IUF24
2689	W27ESR-V	IW27
2690	VK22	IK22
2707	IWM27	IWM27
2746	W20PR-U	
2756	K20PR-U11	IK20
2776	VK22	IK22
2781	IK24	IK24
2782	IK24	IK24
2792	W22FS-U	IWF22
2821	W24ES-U	IW24
2828	W16EXR-U	IW16
2834	IX27	IX27
2850	IX24	IX24
2851	W16EXR-U	IW16
2871	X27ESR-U	IX27
2872	IX24B	IX24B
2877	W22ESR-U	
2887	X16EPR-U9	
2895	VK22	IK22
2923	X24ESR-U	IX24
2933	IX24B	IX24B
2941	J16CR-U	IW16
2948	W20EPR-U	IW20
2983	U20FSR-U	IUF22
3014	W24FS-U	IWF24
3025	IX24	IX24
3028	W16EXR-U11	IW16
3035	IWM24	IWM24
3061	IU24	IU24
3089	IW27	IW27
3111	W20PR-U	
3123	X22ESR-U	IX22
3136	J16CR-U	IW16
3146	X22EPR-U9	IX22B
3153	W16EXR-U	IW16
3161	IU24	IU24
3169	IK24	IK24
3171	XU24EPR-U	IXU24
3181	X16EPR-U9	
3188	X27ETR	IX27
3194	W27ESR-U	IW27
3230	W27ESR-V	IW27
3236	IW24	IW24
3245	IW27	IW27
3252	IWM27	IWM27
3256	IU27A	IU27A
3312	W20ESR-U	
3322	W14FR-U	

NGK	DENSO	Iridium
3330	Q22PR-U	IQ22
3331	IX27B	IX27B
3332	W20PR-U	
3335	IW24	IW24
3355	W22EPR-U	IW22
3360	IUH27	IUH27
3430	W24ES-V	IW24
3437	X27ESR-U	IX27
3468	W16EXR-U	IW16
3478	U24ETR	IU24A
3481	XU20EPR-U	IXU22
3483	X24EPR-U9	IX24B
3486	U22FER9	IUH24
3520	IWM24	IWM24
3521	IU27	IU27
3527	W22ESR-U	
3530	W27ES-V	IW27
3570	W27ESR-V	IW27
3579	W22FSR	IWF22
3606	IXU24	IXU24
3625	IW24	IW24
3639	W24ESR-U	IW24
3650	IK24	IK24
3653	VUH24D	IUH24
3683	W24ESR-U	IW24
3717	X27EPR-U9	IX27B
3725	W24FPR	IWF24
3783	K20PR-U	IK20
3797	IUH24	IUH24
3824	W20ESR-U	
3825	IW27	IW27
3854	IX27B	IX27B
3872	IUH27	IUH27
3874	IW29	IW29
3901	U22EPR9	IU22
3903	IW20	IW20
3922	W20FSR-U	IWF22
3923	W24EPR-U	IW24
3927	IW27	IW27
3932	XU22EPR-U	IXU22
3943	IU24	IU24
3961	W24ESR	IW24
3972	W24ESR-U	IW24
3981	IW27	IW27
3988	W27ESR-U	IW27
3997	W24ES-V	IW24
3998	W27ES-V	IW27
4008	W20EPR-U	IW20
4011	Y24FER-C	IY24
4015	W27ESR-V	IW27
4024	W22ESR-U	
4027	W24ESR-U	IW24
4028	W16EXR-U11	IW16
4042	U20FSR-U	IUF22
4095	VKJ20RZ-M11	
4122	W22FSR	IWF22
4179	XU24EPR-U	IXU24
4200	W20FSR-U	IWF22
4210	W16FS-U	
4216	RU01-31	
4218	IU24	IU24
4259	IU22	IU22
4286	IU24	IU24
4293	K20PR-U11	IK20
4296	W20FR-L	IWF20
4297	X27ETR	IX27
4318	IW27	IW27
4322	W24FSR	IWF24
4337	IW27	IW27
4339	XU24EPR-U	IXU24
4347	IXU24	IXU24

NGK	DENSO	Iridium
4374	IU24A	IU24A
4415	XU22EPR-U	IXU22
4430	X24GPR-U	IXG24
4450	IUH24	IUH24
4455	IU22	IU22
4461	W20FR-L	IWF20
4509	U22ESR-N	IU22
4510	W20FSR-U	IWF22
4522	W27FSR	IWF27
4525	IW24	IW24
4546	IUH24	IUH24
4548	U27ETR	IU27A
4551	W27FSR	IWF27
4553	W20FPR-U	IWF20
4563	K20PBR	IK20
4578	U22ESR-N	IU22
4619	K20PR-U	IK20
4630	X27GPR-U	IXG27
4632	W20FR-L	IWF20
4663	IU22	IU22
4663	U22ESR-NB	IU22
4675	IU27	IU27
4677	W27ESR-V	IW27
4684	W31ESR-U	IW31
4707	IK27C11	IK27C11
4708	IU24	IU24
4709	IK27C11	IK27C11
4717	IU27	IU27
4725	IW27	IW27
4730	X24GPR-U	IXG24
4737	W22FSR	IWF22
4742	IXU24	IXU24
4772	IX27	IX27
4789	IK24	IK24
4795	XU22EPR-U	IXU22
4830	X27GPR-U	IXG27
4832	W31ESR-U	IW31
4836	IW24	IW24
4848	IU24D	IU24D
4854	U24ESR-N	IU24
4855	X24ESR-U	IX24
4856	K20PR-U	IK20
4873	IX24B	IX24B
4876	K20PR-U	IK20
4888	VNH27Z	
4889	IK24	IK24
4915	W24FSR	IWF24
4922	W20ESR-U	
4929	X24EPR-U9	IX24B
4948	IU24	IU24
4983	XU22EPR-U	IXU22
4989	W27ESR-U	IW27
5006	U27ESR-N	IU27
5039	W20EP-U	IW20
5044	IW24	IW24
5066	IU24	IU24
5096	U22ES-N	IU22
5110	W22FS-U	IWF22
5111	W22FP-U	IWF22
5122	W22ESR-U	
5129	X22EPR-U9	IX22B
5135	K20PBR	IK20
5139	IX24	IX24
5170	W24EPR-U	IW24
5201	K22TNR-S	IK22
5219	U24FER9	IUH24
5329	X27EPR-U9	IX27B
5343	W20FPR-U	IWF20
5375	K20PR-U	IK20
5422	W24ESR-U	IW24
5423	X27ESR-U	IX27

NGK	DENSO	Iridium
5452	W24ESR-U	IW24
5454	U27FER9	IUH27
5469	X22ESR-U	IX22
5477	IXU24	IXU24
5492	IXU27	IXU27
5510	W24FSR	IWF24
5531	X20EPR-U9	IX22B
5539	W24FR-L	IWF24
5541	W22FPR-U	IWF22
5545	IX27B	IX27B
5553	K20PR-U11	IK20
5573	IW24	IW24
5576	IW27	IW27
5587	W22ESR-U	
5600	U27ETR	IU27A
5606	Y24FER-C	IY24
5621	IW20	IW20
5627	IW24	IW24
5631	IX27B	IX27B
5637	W20EP-U	IW20
5639	W20FR-L	IWF20
5666	U24FER9	IUH24
5673	IW24	IW24
5692	XU24EPR-U	IXU24
5722	W27ESR-U	IW27
5756	IXU27	IXU27
5766	VUH27ES	
5768	VK22	IK22
5810	W27FS-U	IWF27
5823	W16EXR-U	IW16
5827	W22FSR	IWF22
5829	X24EP-U9	IX24B
5839	J16CR-U	IW16
5851	IU24	IU24
5869	Y27FER-C	IY27
5880	W31ESR-U	IW31
5881	K22TNR-S	IK22
5943	IU27	IU27
5953	W20PR-U	
5990	VUH24ES	
6097	K22PR-U	IK22
6127	W22ESR-U	
6154	W20FSR-U	IWF22
6193	X27ETR	IX27
6199	U24FSR-U	IUF24
6208	IUF24	IUF24
6211	W16EXR-U	IW16
6216	IUH27	IUH27
6222	W16FPR-U	IWF16
6223	W16EXR-U11	IW16
6226	W24ES-U	IW24
6239	W31ESR-U	IW31
6263	U27ESR-N	IU27
6264	U31ESR-N	IU31
6289	IU27D	IU27D
6334	J16CR-U	IW16
6350	W22FSR	IWF22
6351	IW27	IW27
6354	IX24	IX24
6361	IX27	IX27
6378	IU24	IU24
6411	W16EXR-U11	IW16
6419	IUH27	IUH27
6422	W22FPR-U	IWF22
6424	IW20	IW20
6436	IXU27	IXU27
6464	W20EPR-U	IW20
6465	K20PR-U11	IK20
6487	IU24	IU24
6500	U20FSR-U	IUF22
6502	VK16PRZ11	IK16

NGK	DENSO	Iridium
6508	IU27	IU27
6546	IXU24	IXU24
6548	U31ESR-N	IU31
6564	IK24	IK24
6587	K24PR-U11	IK24
6588	VK27PRZ11	IK27
6607	IU24	IU24
6615	W22ESR-U	
6637	IW20	IW20
6650	IXU27	IXU27
6659	W20PR-U	
6669	W27ESR-V	IW27
6681	IX24	IX24
6684	IW24	IW24
6715	W24FSR	IWF24
6717	K20PR-U	IK20
6723	W20ESR-U	
6724	W22ES-U	
6777	VUH27D	IUH27
6824	IW24	IW24
6853	IW27	IW27
6899	U20EPR9	IU20
6914	IU22	IU22
6934	W22ES-U	
6935	IW20	IW20
6955	U27ESR-NB	IU27
6962	K20PR-U	IK20
6963	IK24C11	IK24C11
6965	U20ESR-N	IU20
6966	IUH27D	IUH27D
6968	IK24C11	IK24C11
6985	IU24A	IU24A
7004	U22ETR	IU22
7022	W20FPR-U	IWF20
7023	U20FSR-U	IUF22
7026	IW20	IW20
7035	IW27	IW27
7051	IW24	IW24
7058	W27ES-V	IW27
7124	IW27	IW27
7148	W27ESR-U	IW27
7162	X24ESR-U	IX24
7168	XU24EPR-U	IXU24
7236	IUF24	IUF24
7237	IX24	IX24
7254	IW27	IW27
7265	W22EPR-U	IW22
7310	W20ES-U	
7340	K20PR-U11	IK20
7354	K22TNR-S	IK22
7373	K20PR-U	IK20
7385	IU22	IU22
7400	RU01-31	
7411	N24EXRB	IU24
7423	U24FSR-U	IUF24
7437	IX24B	IX24B
7460	IW24	IW24
7466	IW24	IW24
7474	W16FPR-U	IWF16
7479	X27ETR	IX27
7484	IX27	IX27
7490	IW27	IW27
7498	IW27	IW27
7502	U27FER9	IUH27
7526	W27ES-U	IW27
7529	W20EP-U	IW20
7532	W16EXR-U11	IW16
7537	W16EXR-U	IW16
7546	U22ETR	IU22
7548	W27ESR	IW27
7556	VUH27ES	



# Spark Plugs | Cross Reference Chart - Competitor

NGK	DENSO	Iridium
7598	IW27	IW27
7613	W31ESR-U	IW31
7632	W16EXR-U	IW16
7634	W16EXR-U11	IW16
7639	W20EP-U	IW20
7659	K20TNR-S9	IK20
7669	IUF24	IWF24
7684	IU24A	IU24A
7697	W24FSR	IWF24
7726	IW20	IW20
7750	IUH24	IUH24
7784	U24ESR-NB	IU24
7785	IU27A	IU27A
7788	W27ESR	IW27
7795	IXU27	IXU27
7811	W20EP-U	IW20
7822	W20EPR-U	IW20
7824	IW20	IW20
7829	W22FP-U	IWF22
7839	X22ESR-U	IX22
7852	W22FSR	IWF22
7870	IXU24	IXU24
7910	W20ES-U	
7928	W31ESR-U	IW31
7937	W24FR-L	IWF24
7986	W24ESR-U	IW24
7998	K20PBR	IK20
8027	IXU27	IXU27
90888	K20PR-U11	IK20
91064	IU24	IU24
91406	W20EPR-U	IW20
9198	IU24D	IU24D
92010	W20FPR-U	IWF20
93311	IXU27	IXU27
94037	XU22EPR-U	IXU22
94067	K20PR-U	IK20
94313	W20FPR-U	IWF20
94460	IK24	IK24
94811	W20EPR-U	IW20
95397	VUH24ES	
95820	VK22	IK22
97416	W22EPR-U	IW22
97472	XU22EPR-U	IXU22
B10ECS	W31ESR-U	IW31
B10ES	W31ESR-U	IW31
B5HS	W16FS-U	
B6ECS	W20ESR-U	
B6ES	W20ES-U	
B6ES11	W20ES-U	
B6EV	IW20	IW20
B6HS-5	W20FSR-U	IWF22
B6HSA	W20FR-L	IWF20
B77HC	W24FSR	IWF24
B7ECS	W22ESR-U	
B7EG	IW24	IW24
B7ES	W22ES-U	
B7ES11	W22ESR-U	
B7EV	W22ES-U	
B7EVX	W22ES-U	
B7HCS	W22FS-U	IWF22
B7HS	W22FS-U	IWF22
B7HS10	W22FS-U	IWF22
B85EGV	IW27	IW27
B8ECS	W24ES-U	IW24
B8EG	W24ES-V	IW24
B8EGV	IW24	IW24
B8EN	IW24	IW24
B8EP	IW24	IW24
B8ES	W24ES-U	IW24
B8ES11	W24ES-U	IW24
B8EV	IW24	IW24

NGK	DENSO	Iridium
B8EVX	IW24	IW24
B8HCS	W24FS-U	IWF24
B8HS	W24FS-U	IWF24
B8HSA	W24FR-L	IWF24
B95EG	IW29	IW29
B95EGV	IW29	IW29
B95EP	IW29	IW29
B9ECS	W27ES-V	IW27
B9EG	W27ES-V	IW27
B9EGP	IW27	IW27
B9EGV	IW27	IW27
B9EN	IW27	IW27
B9EP	IW27	IW27
B9ES	W27ES-U	IW27
B9EV	IW27	IW27
B9EVX	IW27	IW27
B9HS	W27FS-U	IWF27
BC6ES	W20ESR-U	
BCP5ET	K20PBR	IK20
BCP6ET	K20PBR	IK20
BCPR5ET	K20PBR	IK20
BCPR6ET	K20PBR	IK20
BCPR7E	Q22PR-U	IQ22
BCPR7EY	Q22PR-U	IQ22
BCPR7EY	Q22PR-U	IQ22
BCR7ES	Q22PR-U	IQ22
BK6E11	K20PR-U11	IK20
BK7E	K22PR-U	IK22
BKR6E	K20PR-U	IK20
BKR6E-11	K20PR-U11	IK20
BKR6EN	K20PR-U	IK20
BKR6ES	K20PR-U	IK20
BKR6ES11	K20PR-U11	IK20
BKR6ESZ10	K20PR-U11	IK20
BKR6ETA10	K20PBR	IK20
BKR6EZ	K20PR-U	IK20
BKR6EZB	K20PR-U11	IK20
BKR7E	K22PR-U	IK22
BKR7EIXP	VK22	IK22
BKR7EIXPS	VK22	IK22
BKR7EKC	K22TNR-S	IK22
BKR7EKU	K22TNR-S	IK22
BKR7ES	K22PR-U	IK22
BKR7ESB	K22PR-U	IK22
BKR7EY	K22PR-U	IK22
BKR8E11	K24PR-U11	IK24
BKR8EIX	IK24	IK24
BKUR6EK9	K20TNR-S9	IK20
BKUR7EK	K22TNR-S	IK22
BP5EAL11	W16EXR-U11	IW16
BP5EY11	W16EXR-U11	IW16
BP5HM	W16FPR-U	IWF16
BP6E	W20EP-U	IW20
BP6EK	IW20	IW20
BP6EKA	IW20	IW20
BP6EKN	IW20	IW20
BP6ES	W20EP-U	IW20
BP6ESA	W20EP-U	IW20
BP6ESZ	W20EP-U	IW20
BP6EV	IW20	IW20
BP6EZ	W20EP-U	IW20
BP6HK	W20FR-L	IWF20
BP6HSA	W20FR-L	IWF20
BP6S	W20PR-U	
BP7HS	W22FP-U	IWF22
BP7HS10	W22FP-U	IWF22
BP8EV	IW24	IW24
BP8EVX	IW24	IW24
BP8HSA	W24FR-L	IWF24
BP9ES	W27ES-U	IW27
BP9EV	IW27	IW27

NGK	DENSO	Iridium
BP9EVX	IW27	IW27
BP9HS	W27FS-U	IWF27
BPR5EAL	W16EXR-U	IW16
BPR5EAL11	W16EXR-U11	IW16
BPR5ES11	W16EXR-U11	IW16
BPR5ESA	W16EXR-U	IW16
BPR5EY11	W16EXR-U11	IW16
BPR5HM	W16FPR-U	IWF16
BPR5HS	W16FPR-U	IWF16
BPR6E	W20EPR-U	IW20
BPR6E11	W20EPR-U	IW20
BPR6EIX	IW20	IW20
BPR6EIX11	IW20	IW20
BPR6EKA	IW20	IW20
BPR6ES	W20EPR-U	IW20
BPR6EV	IW20	IW20
BPR6EZ	W20EPR-U	IW20
BPR6H	W20FPR-U	IWF20
BPR6HS	W20FPR-U	IWF20
BPR6HS10	W20FPR-U10	IWF20
BPR6HSA	W20FR-L	IWF20
BPR6S	W20PR-U	
BPR7E	W22EPR-U	IW22
BPR7ES	W22EPR-U	IW22
BPR7EY	W22EPR-U	IW22
BPR7HS	W22FPR-U	IWF22
BPR7HS10	W22FPR-U	IWF22
BPR7HSA	W22FPR-U	IWF22
BPR8EIX	IW24	IW24
BPR8ES	W24EPR-U	IW24
BPR8EV	IW24	IW24
BPR8EVX	IW24	IW24
BPR8HS	W24FPR	IWF24
BPR8HSA	W24FR-L	IWF24
BPR9EIX	IW27	IW27
BPR9ES	W27ESR	IW27
BPR9EV	IW27	IW27
BPR9EVX	IW27	IW27
BPZ7HS10	W22FPR-U	IWF22
BR10ECS	W31ESR-U	IW31
BR10ES	W31ESR-U	IW31
BR10EYA	W31ESR-U	IW31
BR4HS	W14FR-U	
BR6EB	W20ESR-U	
BR6ES	W20ESR-U	
BR6ES11	W20ESR-U	
BR6HS	W20FSR-U	IWF22
BR6HS10	W20FSR-U	IWF22
BR6HSA	W20FR-L	IWF20
BR7EB	W22ESR-U	
BR7EB11	W22ESR-U	
BR7EG	W22ESR-U	
BR7ES	W22ESR-U	
BR7ES11	W22ESR-U	
BR7HS	W22FSR	IWF22
BR7HS-10	W22FSR	IWF22
BR8E1X	IW24	IW24
BR8ECM	IWM24	IWM24
BR8ECMIX	IWM24	IWM24
BR8ECS	W24ESR-U	IW24
BR8EIX	IW24	IW24
BR8ES	W24ESR	IW24
BR8ES11	W24ESR-U	IW24
BR8EV	IW24	IW24
BR8EIX	IW24	IW24
BR8HS	W24FSR	IWF24
BR8HSA	W24FR-L	IWF24
BR9E1X	IW27	IW27
BR9ECM	IWM27	IWM27
BR9ECMIX	IWM27	IWM27

NGK	DENSO	Iridium
BR9ECMVX	IWM27	IWM27
BR9ECS	W27ESR-V	IW27
BR9ECS-5	W27ESR-V	IW27
BR9EG	W27ESR-V	IW27
BR9EGN8	W27ESR-V	IW27
BR9EGV	IW27	IW27
BR9EIX	IW27	IW27
BR9ES	W27ESR-U	IW27
BR9EV	IW27	IW27
BR9EVX	IW27	IW27
BR9EYA	W27ESR	IW27
BR9HS	W27FSR	IWF27
BR9HS10	W27FSR	IWF27
BZ7HS10	W22FSR	IWF22
BZ8ES	W24ESR-U	IW24
BZ9EV	IW27	IW27
C10EH9	U31ESR-N	IU31
C7E	U22ES-N	IU22
C7EH9	U22FER9	IUH24
C8EHVX9	IUH24	IUH24
C8EVX	IU24	IU24
C8HV	IUF24	IUF24
C8HVX	IUF24	IUF24
C9EH9	U27FER9	IUH27
C9EHVX9	IUH27	IUH27
C9EVX	IU27	IU27
CPR6EA9	U20EPR9	IU20
CPR6EA-9S	U20EPR9	IU20
CPR7EA-9	U22EPR9	IU22
CPR7EAIX-9	IU24D	IU24D
CPR8E	N24EXRB	IU24
CPR8EA9	U24EPR9	IU24A
CPR8EB9	IU24	IU24
CPR9EA9	U27ESR-N	IU27
CPR9EB9	IU27	IU27
CR10E	U31ESR-N	IU31
CR10EH9	U31ESR-N	IU31
CR10EK	U31ETR	IU31A
CR6E	U20ESR-N	IU20
CR6EB	U20ESR-N	IU20
CR6HS	U20FSR-U	IUF22
CR6HSA	U20FSR-U	IUF22
CR6HSB	U20FSR-U	IUF22
CR7E	U22ESR-N	IU22
CR7EB	IU22	IU22
CR7EB	U22ESR-NB	IU22
CR7EH9	U22FER9	IUH24
CR7EIA9	IU22	IU22
CR7EIX	IU22	IU22
CR7EK	U22ETR	IU22
CR7EKA	U22ETR	IU22
CR7EKB	IU22	IU22
CR7EKC	U22ETR	IU22
CR7HS	U22FSR-U	IUF22
CR7HSA	U22FSR-U	IUF22
CR7HSA9	U22FSR-U	IUF22
CR7RK	U22ETR	IU22
CR8E	U24ESR-N	IU24
CR8EB	U24ESR-NB	IU24
CR8EH9	U24FER9	IUH24
CR8EH9S	IUH24	IUH24
CR8EHIX9	IUH24	IUH24
CR8EHV	IUH24	IUH24
CR8EHVX9	IUH24	IUH24
CR8EIA	IU24	IU24
CR8EIA10	IU24	IU24
CR8EIA-9	IU24	IU24
CR8EIB	IU24	IU24
CR8EIB10	IU24	IU24
CR8EIX	IU24	IU24
CR8EK	U24ETR	IU24A



NGK	DENSO	Iridium
CR8EKB	IU24A	IU24A
CR8EKPA	IU24A	IU24A
CR8EVX	IU24	IU24
CR8HIX	IUF24	IUF24
CR8HS	U24FSR-U	IUF24
CR8HSA	U24FSR-U	IUF24
CR8HVX	IUF24	IUF24
CR8RK	U24ETR	IU24A
CR9E	U27ESR-N	IU27
CR9E9	U27ESR-N	IU27
CR9EB	U27ESR-NB	IU27
CR9EH9	U27FER9	IUH27
CR9EH9S	IUH27	IUH27
CR9EH9	IUH27	IUH27
CR9EHIX9	IUH27	IUH27
CR9EHV	IUH27	IUH27
CR9EHVX9	IUH27	IUH27
CR9EIA9	IU27D	IU27D
CR9EIX	IU27	IU27
CR9EIX9	IU27	IU27
CR9EK	U27ETR	IU27A
CR9EKB	IU27A	IU27A
CR9EKPA	IU27A	IU27A
CR9EVX	IU27	IU27
D8EA	X24ES-U	IX24
D8ES	X27ESR-U	IX27
D8ESL	X24ESR-U	IX24
D8EV	IX24	IX24
D8EVX	IX24	IX24
D9EA	X27ES-U	IX27
D9ES	X27ESR-U	IX27
D9EV	IX27	IX27
D9EVX	IX27	IX27
DCP6E	XU20EPR-U	IXU22
DCP7E	XU22EPR-U	IXU22
DCP8E	XU24EPR-U	IXU24
DCP8EVX	IXU24	IXU24
DCPR6E	XU20EPR-U	IXU22
DCPR6ES	XU20EPR-U	IXU22
DCPR7E	XU22EPR-U	IXU22
DCPR7EN	XU22EPR-U	IXU22
DCPR7E-N-10	XU22EPR-U	IXU22
DCPR7ES	XU22EPR-U	IXU22
DCPR8E	XU24EPR-U	IXU24
DCPR8EA9	XU24EPR-U	IXU24
DCPR8EIX	IXU24	IXU24
DCPR8EKC	XU24EPR-U	IXU24
DCPR8EN	XU24EPR-U	IXU24
DCPR8EVX	IXU24	IXU24
DCPR9E	XU27EPR-U	IXU27
DCPR9EIX	IXU27	IXU27
DCPR9EVX	IXU27	IXU27
DCR8EIX	IXU24	IXU24
DCR9EIX	IXU27	IXU27
DIMR8A10	IU24	IU24
DP5EA9	X16EPR-U9	
DP6EA9	X20EPR-U9	IX22B
DP8EA9	X24EP-U9	IX24B
DP8EV9	IX24B	IX24B
DP8EVX9	IX24B	IX24B
DP8Z	X24GPR-U	IXG24
DP9EV9	IX27B	IX27B
DP9EVX9	IX27B	IX27B
DP9Z	X27GPR-U	IXG27
DPR5EA9	X16EPR-U9	
DPR6EA9	X20EPR-U9	IX22B
DPR7EA9	X22EPR-U9	IX22B
DPR8EA-9	X24EPR-U9	IX24B
DPR8EIX-9	IX24B	IX24B
DPR8EV9	IX24B	IX24B
DPR8EVX9	IX24B	IX24B

NGK	DENSO	Iridium
DPR8Z	X24GPR-U	IXG24
DPR9EA9	X27EPR-U9	IX27B
DPR9EIX9	IX27B	IX27B
DPR9EV9	IX27B	IX27B
DPR9EVX9	IX27B	IX27B
DPR9Z	X27GPR-U	IXG27
DR7EA	X22ESR-U	IX22
DR7EB	X22ESR-U	IX22
DR7ES	X22ESR-U	IX22
DR8EA	X24ESR-U	IX24
DR8EB	X24ESR-U	IX24
DR8EIX	IX24	IX24
DR8ES	X27ESR-U	IX27
DR8ESL	X24ESR-U	IX24
DR8EVX	IX24	IX24
DR9EA	X27ESR-U	IX27
DR9EIX	IX27	IX27
DR9ES	X27ESR-U	IX27
DR9EVX	IX27	IX27
ER8EH	Y24FER-C	IY24
ER8EHN	Y24FER-C	IY24
ER9EH	Y27FER-C	IY27
ER9EH-6N	Y27FER-C	IY27
FR5	K20PR-U	IK20
FR8BH11	IK24C11	IK24C11
FR9BH11	IK27C11	IK27C11
GR5	W16EXR-U	IW16
GR6AH10	IW20	IW20
GR8DI-8	IW24	IW24
GR9DI-8	IW27	IW27
IFR5L11	VK16PRZ11	IK16
IFR6G11K	SK20PR-L11	IK20
IFR7F8D	VK22	IK22
IFR7F8J	VK22	IK22
IFR7FD	VK22	IK22
IFR7U	VK22	IK22
IFR7X8G	VK22	IK22
IFR9H11	VK27PRZ11	IK27
IFR9L11	VK27PRZ11	IK27
IJR8B9	IX24B	IX24B
IKR9F8	IXU27	IXU27
IKR9J8	IXU27	IXU27
IMR8C-9H	VUH24D	IUH24
IMR8C-9HES	VUH24ES	
IMR8E-9HES	VUH24ES	
IMR9A-9H	IUH27D	IUH27D
IMR9B-9H	VNH27Z	
IMR9C-9H	VUH27D	IUH27
IMR9C-9HE	VUH27D	IUH27
IMR9C-9HES	VUH27ES	
IMR9E-9HES	VUH27ES	
IRIMAC8	IXU24	IXU24
IRIMAC9	IXU27	IXU27
IRIWAY 8	IK24	IK24
IZFR6F11	VKJ20RZ-M11	
J9A	X27ETR	IX27
J9B	X27ETR	IX27
JR8B	IX24	IX24
JR8C	IX24	IX24
JR9A	X27ETR	IX27
JR9B	X27ETR	IX27
JR9C	X27ETR	IX27
KR6A10	XU20EPR-U	IXU22
KR8AI	IXU24	IXU24
KR8BI	IXU24	IXU24
KR8DI	IXU24	IXU24
KR9CI	IXU27	IXU27
L8A	IU24FSR-U	IUF24
LR8A	U24FSR-U	IUF24
LR8B	IUF24	IUF24
PFR7BD	VK22	IK22

NGK	DENSO	Iridium
PFR7ZTG	VK22	IK22
PFR8B	IK24	IK24
PFR8B-9	IK24	IK24
PFR8S8EG	IK24	IK24
PJR8A	IX24B	IX24B
PKR9B	IXU27	IXU27
PMR7A	IU22	IU22
PMR8A	IU24	IU24
PMR8B	IU24	IU24
PMR9B	IU27	IU27
R0045J-10	RU01-31	
R0045Q-10	RU01-31	
R015-8	IU27	IU27
R017-7	U22ETR	IU22
R017-8	IU24A	IU24A
R017-8.5	IU27	IU27
R017-9	IU27A	IU27A
R018G-8	IU24	IU24
R0200G-10	RU01-31	
R0310B-10	RU01-31	
R217-9	IX27	IX27
R218-9	IX27B	IX27B
R4118S-7.5	IW24	IW24
R4118S-8	IW24	IW24
R4118S-8.5	IW27	IW27
R4118S-9	IW27	IW27
R4118S-9.5	IW29	IW29
R4304A-8	IW24	IW24
R4304A-9	IW27	IW27
R4339-8	IW24	IW24
R4339-9	IW27	IW27
R4452D-7.5	IW24	IW24
R4452D-8	IW24	IW24
R4452D-8.5	IW24	IW24
R4452D-9	IW27	IW27
R4452D-9.5	IW29	IW29
R4652-8	IW24	IW24
R4652-8.5	IW27	IW27
R4652-9	IW27	IW27
R4652-9.5	IW29	IW29
R5670-6	W20PR-U	
R5671-10	W31ESR-U	IW31
R5671-7	W22ESR-U	
R5671-8	W24ESR-U	IW24
R5671-9	W27ESR-U	IW27
R5671A-8	IK24	IK24
R5672-8	IW24	IW24
R5672-9	IW27	IW27
R5672A-8	IK24	IK24
R6021E-8	IW24	IW24
R6021E-8.5	IW27	IW27
R6021E-9	IW27	IW27
R6021E-9.5	IW29	IW29
R6255-8	IK24	IK24
R6255F-8	IK24	IK24
R6326-8	IK24	IK24
R6427-8	IK24	IK24
R6758-8	IK24	IK24
R7112-8	IK24	IK24
R7113-8	IK24	IK24
R7114-8	IK24	IK24
R7115-8	IK24	IK24
R7433-8	IK24	IK24
SIMR8A9	IU24	IU24
T7340T8	IK24	IK24
VL14	K20PR-U11	IK20
VL15	J16CR-U	IW16
VL19	W22EPR-U	IW22
VL2	W20EPR-U	IW20
VL28	K20PR-U	IK20
VL3	W20FPR-U	IWF20

NGK	DENSO	Iridium
VL38	K20PR-U	IK20
VL4	W20EP-U	IW20
VL42	XU22EPR-U	IXU22
VL43	XU22EPR-U	IXU22
VL9	W16EXR-U	IW16
V-Line 14	K20PR-U11	IK20
V-Line 15	J16CR-U	IW16
V-Line 19	W22EPR-U	IW22
V-line 2	W20EPR-U	IW20
V-Line 28	K20PR-U	IK20
V-line 3	W20FPR-U	IWF20
V-Line 38	K20PR-U	IK20
V-line 4	W20EP-U	IW20
V-Line 42	XU22EPR-U	IXU22
V-Line 43	XU22EPR-U	IXU22
V-Line 9	W16EXR-U	IW16
XR5	W20PR-U	
ZG4A	J16CR-U	IW16
ZG5A	J16CR-U	IW16
ZG5E	J16CR-U	IW16
ZGR4A	J16CR-U	IW16
ZGR5A	J16CR-U	IW16
ZGR5C	J16CR-U	IW16
ZGR5E	J16CR-U	IW16
ZKR7A	XU22EPR-U	IXU22
ZKR7A-10	XU22EPR-U	IXU22
ZMR7AP	IU22	IU22

NHSP	DENSO	Iridium
A7RTC	U20FSR-U	IUF22
A7T	U22FSR-U	IUF22
A7TC	U22FSR-U	IUF22
B8RC	U24ESR-N	IU24
D7	X22ESR-U	IX22
D8RTC	X24ESR-U	IX24
D8T	X24ESR-U	IX24
D8TC	X24ESR-U	IX24
DF7RECZ	XU22EPR-U	IXU22
E6C	W20FSR-U	IWF22
E6TC	W20FPR-U	IWF20
E7C	W20FSR-U	IWF22
E7RTC	W20FPR-U	IWF20
E7TC	W22FPR-U	IWF22
E8C	W22FS-U	IWF22
E8TC	W22FPR-U	IWF22
F6RTC	W16EXR-U11	IW16
F7TC	W22EPR-U	IW22
F8C	W22ESR-U	
F8TC	W22EPR-U	IW22
K6RTJC	K20PBR	IK20
K6TJC	K20PBR	IK20
K7RTC	K20PR-U11	IK20
K7RTJC	K20PBR	IK20
K7TJC	K20PBR	IK20

RALLIART	DENSO	Iridium
RAY66002	IW24	IW24

SARD	DENSO	Iridium
SR24ISO	IK24	IK24

SPLITFIRE	DENSO	Iridium
SF259D	W24ESR-U	IW24
SF263D	W27FSR	IWF27
SF392A	K24PR-U11	IK24
SF392B	K22PR-U	IK22
SF392C	K20PR-U	IK20
SF405A	W31ESR-U	IW31
SF405B	IW27	IW27
SF405C	IW24	IW24
SF405D	W24ESR-U	IW24

# Spark Plugs | Cross Reference Chart - Competitor

SPLITFIRE	DENSO	Iridium
SF405F	W22ESR-U	
SF406B	W27ESR-U	IW27
SF406C	W24ESR-U	IW24
SF409B	W24FSR	IWF24
SF409C	W22FS-U	IWF22
SF40D	W20ESR-U	
SF412C	W20FPR-U	IWF20
SF413B	X27ESR-U	IX27
SF415B	X27EPR-U9	IX27B
SF415C	X24EPR-U9	IX24B
SF416B	X27EPR-U9	IX27B
SF416C	X24EPR-U9	IX24B
SF416D	X22EPR-U9	IX22B
SF419D	U20FSR-U	IUF22
SF426E	W16EXR-U	IW16
SF430B	U27ESR-N	IU27
SF430C	U24ESR-N	IU24
SF550C	K20PR-U11	IK20
SF6A	W24EPR-U	IW24
SF6C	W20EPR-U	IW20
SF6D	W20EPR-U	IW20
TP406B	IW27	IW27
TP406C	IW24	IW24
TP416B	IX27B	IX27B
TP416C	IX24B	IX24B
TP430B	U27ESR-N	IU27
TP6A	IW24	IW24
TP6C	IW20	IW20

TORCH	DENSO	Iridium
2197	X22ESR-U	IX22
2197C	X22ESR-U	IX22
4197J	W22ESR-U	
4198J	W24ESR-U	IW24
8012	IW20	IW20
A6RC	U20FSR-U	IUF22
A6RTC	U20FSR-U	IUF22
A6TC	U20FSR-U	IUF22
A7RC	U22FSR-U	IUF22
A7RTC	U22FSR-U	IUF22
A7TC	U22FSR-U	IUF22
A8RTC	U24FSR-U	IUF24
A8TC	U24FSR-U	IUF24
B7R	U22ESR-N	IU22
B8R	U24ESR-N	IU24
B8RD	U24ETR	IU24A
B9R	U27ESR-N	IU27
C7ER	U20ESR-N	IU20
CPR6E	U20EPR9	IU20
D6RTC9	X20EPR-U9	IX22B
D7CA	X22ESR-U	IX22
D7RC	X22ESR-U	IX22
D7RTC	X22EPR-U9	IX22B
D7RTC9	X22EPR-U9	IX22B
D7TC	X22EPR-U9	IX22B
D8C	X24ESR-U	IX24
D8RC	X24ESR-U	IX24
D8RTC	X24ESR-U	IX24
D8RTC9	X24EPR-U9	IX24B
D8TC	X24ESR-U	IX24
DK7RTC	XU22EPR-U	IXU22
E5RTC	W16FPR-U	IWF16
E5TC	W16FPR-U	IWF16
E6C	W20FSR-U	IWF22
E6RC	W20FSR-U	IWF22
E6RCA	W20FR-L	IWF20
E6RTC	W20FPR-U	IWF20
E6TC	W20FPR-U	IWF20
E7RC	W22FSR	IWF22
E7RTC	W22FPR-U	IWF22
E7TC	W22FPR-U	IWF22

TORCH	DENSO	Iridium
E8C	W24FSR	IWF24
E8RC	W24FSR	IWF24
E8RCA	W24FR-L	IWF24
E8RTC	W24FPR	IWF24
F5RF	W16EXR-U	IW16
F5RTC	W16EXR-U	IW16
F5TC11	W16EXR-U11	IW16
F6C	W20ESR-U	
F7C	W22ESR-U	
F7RC	W22ESR-U	
F7RTC	W22EPR-U	IW22
F7TC	W22EPR-U	IW22
F8C	W24ESR-U	IW24
F8RC	W24ESR-U	IW24
F8RTC	W24EPR-U	IW24
F8TC	W24EPR-U	IW24
F9C	W27ESR-U	IW27
K6RF	K20PR-U11	IK20
K6RF11	K20PR-U11	IK20
K6RTC11	K20PR-U11	IK20
K6RTC9	K20PR-U	IK20
K6RTC-9	K20PR-U	IK20
K6TJC	K20PBR	IK20
K7RF	K22PR-U	IK22
K7RTC	Q22PR-U	IQ22
KR8TPP	IK24	IK24
PRA7HC	U22ESR-N	IU22
T1136	U20FSR-U	IUF22
T1137	U22FSR-U	IUF22
T1137C	U22FSR-U	IUF22
T4135JC	W16FPR-U	IWF16
T4136JC	W20FPR-U	IWF20
T4137JC	W22FPR-U	IWF22
T4196JC	W20EP-U	IW20
T4197JC	W22EPR-U	IW22

TRUST	DENSO	Iridium
08ISO	IK24	IK24
IT08ISO	IK24	IK24

UNIPART	DENSO	Iridium
ERR3799	W16EXR-U	IW16
GSP151	W20EP-U	IW20
GSP160	W20ESR-U	
GSP163	W20EP-U	IW20
GSP171	W20EP-U	IW20
GSP181	W20EPR-U	IW20
GSP191	W24EPR-U	IW24
GSP2001	K20PR-U	IK20
GSP2002	W20EPR-U	IW20
GSP2005	K20PR-U11	IK20
GSP2007	K20PR-U	IK20
GSP2009	W20EPR-U	IW20
GSP2013	J16CR-U	IW16
GSP2023	Q22PR-U	IQ22
GSP2029	W20FPR-U	IWF20
GSP2036	W22EPR-U	IW22
GSP2037	K20PR-U11	IK20
GSP2046	W20ESR-U	
GSP2048	K20PBR	IK20
GSP2049	W20FSR-U	IWF22
GSP2050	W22FS-U	IWF22
GSP2051	W24ESR-U	IW24
GSP2056	W20FPR-U	IWF20
GSP2061	IW20	IW20
GSP2063	X24EPR-U9	IX24B
GSP2064	K20PBR	IK20
GSP2098	W20EP-U	IW20
GSP2111	W20EPR-U	IW20
GSP263	W20EPR-U	IW20
GSP281	W22EPR-U	IW22

UNIPART	DENSO	Iridium
GSP4256	W22FS-U	IWF22
GSP4342	W24EPR-U	IW24
GSP4352	W22EPR-U	IW22
GSP4352X	W22EPR-U	IW22
GSP4356	W22FPR-U	IWF22
GSP4362	W20EP-U	IW20
GSP4362X	W20EP-U	IW20
GSP4366	W20FPR-U	IWF20
GSP4376	W16FPR-U	IWF16
GSP4452	W22EPR-U	IW22
GSP4456	W22FPR-U	IWF22
GSP4456X	W22FPR-U	IWF22
GSP4462X	W20EPR-U	IW20
GSP4552	Q22PR-U	IQ22
GSP4552X	Q22PR-U	IQ22
GSP4642	Q22PR-U	IQ22
GSP4652X	Q22PR-U	IQ22
GSP4662	K20PR-U	IK20
GSP531	W16FPR-U	IWF16
GSP540	W20FSR-U	IWF22
GSP541	W20FPR-U	IWF20
GSP550	W20FSR-U	IWF22
GSP560	W22FS-U	IWF22
GSP5658	K20PR-U11	IK20
GSP571	W22FPR-U	IWF22
GSP6352	W22EPR-U	IW22
GSP6356	W22FPR-U	IWF22
GSP6362	W20EP-U	IW20
GSP6366	W20FPR-U	IWF20
GSP6452	W22EPR-U	IW22
GSP6452X	W22EPR-U	IW22
GSP6462	W20EPR-U	IW20
GSP6462X	W20EPR-U	IW20
GSP6552	Q22PR-U	IQ22
GSP6652	Q22PR-U	IQ22
GSP6652X	Q22PR-U	IQ22
GSP6662	K20PR-U	IK20
GSP6662X	K20PR-U	IK20
GSP684	Q22PR-U	IQ22
GSP7669	W20EPR-U	IW20
XMH279	K20PR-U11	IK20





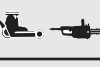








VALEO	DENSO	Iridium
232	W24FSR	IWF24
232H	W24ESR-U	IW24
233	W24FSR	IWF24
233H	W22ESR-U	
345HS	W20EP-U	IW20
34HS	W22ESR-U	
34HSM	W22ESR-U	
34S	W22FS-U	IWF22
35	W20FSR-U	IWF22
351	W20FPR-U	IWF20
351B	W20FPR-U	IWF20
351D	W20FPR-U	IWF20
3536D	W20FPR-U	IWF20
3536P	W20FPR-U	IWF20
3536R	W20FPR-U	IWF20
35B	W20FSR-U	IWF22
35HA	W20EP-U	IW20
35HS	W20ESR-U	
35M	W20FSR-U	IWF22
35S	W22FS-U	IWF22
36	W20FSR-U	IWF22
3H	W27ESR-U	IW27
4N	W22FS-U	IWF22
5H	W22EPR-U	IW22
5N	W20FSR-U	IWF22
64H	W22EPR-U	IW22
67HP	IW24	IW24
6H	W20EP-U	IW20

VALEO	DENSO	Iridium
6N	W20FSR-U	IWF22
70H	W22EPR-U	IW22
76H	W20EP-U	IW20
7H	W20EP-U	IW20
88N	W20FPR-U	IWF20
8H	W20EP-U	IW20
90N	W16FPR-U	IWF16
AC422Z	W20FSR-U	IWF22
F64H	Q22PR-U	IQ22
F70H	Q22PR-U	IQ22
F72H	Q22PR-U	IQ22
F74H3	K20PBR	IK20
GT34	W22FPR-U	IWF22
GT342H	W20EP-U	IW20
GT345	W20FPR-U	IWF20
GT345D	W20FPR-U	IWF20
GT345H	W20EP-U	IW20
GT345HA	W20EP-U	IW20
GT345HD	W20EP-U	IW20
GT34D	W22FPR-U	IWF22
GT34H	W22EPR-U	IW22
GT34HD	W20EP-U	IW20
GT35	W20FSR-U	IWF22
GT35D	W16FPR-U	IWF16
H32RG	IW27	IW27
H33RG	IW24	IW24
H34F	W24ESR-U	IW24
HA322	W24ESR-U	IW24
HA32RS	IW27	IW27
HF33R	IW27	IW27
HF34	W22ESR-U	
HF34F	W24ESR-U	IW24
M103	W20FPR-U	IWF20
M127	W20EPR-U	IW20
R64H	W22EPR-U	IW22
R70H	W22EPR-U	IW22
R76H	W20EPR-U	IW20
R84HZY	J16CR-U	IW16
R88N	W20FPR-U	IWF20
RF64H	Q22PR-U	IQ22
RF72H	Q22PR-U	IQ22
RF72HZDC	Q22PR-U	IQ22
RF74H3	K20PBR	IK20
RF74HZDC	K20PR-U	IK20
RR32HS	IW27	IW27

WLD	DENSO	Iridium
A7TC	U22FSR-U	IUF22
D7	X22ESR-U	IX22
D8EA	X24ESR-U	IX24
D8RTC	X24ESR-U	IX24
D8TC	X24ESR-U	IX24
E6C	W20FSR-U	IWF22
E6TC	W20FPR-U	IWF20
E7C	W22FS-U	IWF22
E7TC	W22FPR-U	IWF22
F7TC	W22EPR-U	IW22
K6TJC	K20PBR	IK20

# Spark Plugs

## Abbreviations

GB	
	Motorcycle
	ATV and Quad
	Karting
	Snowmobile
	Small Engine
	Marine Outboard
	Marine Inboard
	Jetski
<b>KW</b>	Engine power
	Year (from - to)
	Spark Plug
	Stocknumber
	Spark gap
	Iridium
<b>2 bbl, 4 bbl</b>	.. Barrel
<b>AC</b>	Air cooled
<b>Alcohol Mix</b>	Alcohol Mixture
<b>Alum. Heads</b>	Aluminium cylinder heads
<b>Carb.</b>	Carburettor
<b>Cat.</b>	Catalytic converter
<b>C.I.D.</b>	Cubic Inch Displacement
<b>DI</b>	Direct ignition

Learn more about performance spark plugs we have.