



# PRODUCT CATALOG

## 2018 - 2019



**EVO REPLACEMENT LIGHTING  
& ACCESSORIES**

**Page 2-4**

**CUSTOM TOWING MIRRORS &  
EXTENDABLE REPLACEMENT MIRRORS**

**Pages 5-7**

**UNIVERSAL TOWING MIRRORS**

**Page 8**

**UNIVERSAL TOWING MIRRORS &  
REPLACEMENT MIRROR HEADS**

**Pages 9-10**

**AUTO-DIMMING, INTERIOR &  
REPLACEMENT MIRRORS**

**Pages 11-13**

**MIRROR REPAIR &  
BLINDSPOT MIRRORS**

**Page 14**

**COOL MIRRORS & ACCESSORIES  
RECREATION ATV/UTV MIRRORS**

**Pages 15-17**

**PREMIUM MARINE MIRRORS**

**Pages 17-19**

**PREMIUM MOTORCYCLE MIRRORS**

**Pages 20-22**



## REPLACEMENT LIGHTING



### ALFAS

Alfas are about as close as you can get to a full HID lighting system. Their bright "Ultra-White" color project twice the amount of light as regular halogen bulbs. No complicated installation - simply remove the existing bulb and install the Alfas. Unlike HID, there is no vehicle modification required. "Plug and Play" Alfas give you 85 watts of brightness without melting or damaging existing lighting systems.

BULB SIZE	PART NUMBER
H1	93441
H3	93442
H4	93443
H7	93444
H11	93445
H13	93451
9004	93446
9005	93447
9006	93448
9007	93449



### SPECTRAS

Spectras bulbs offer headlight colors that can be achieved with HID Xenon lighting systems, including performance-themed Ultra White and vibrant Blue. Each color has been perfected with different combinations of gas, bulb finishes and specialized filaments which achieve brightness that meet or exceed OEM installed halogen bulbs, while providing 65-75 watts of light depending on your application.

BULB SIZE	WHITE / BLUE	PART NUMBER
H1	93386 / 93383	
H3	93396 / 93393	
H4	93356 / 93353	
H7	93366 / 93363	
H11	93389 / 93387	
H13	93419 / 93417	
9004	93436 / 93433	
9005	93416 / 93413	
9006	93426 / 93423	
9007	93376 / 93373	



### VISTAS

Vistas bulbs are DOT approved and can be legally operated on all roads. They have the same tone of white light that the vehicle's existing OEM bulb has and their brightness level is about 15% higher. They are manufactured with high quality components and will continue functioning for more than 2000 hours.

BULB SIZE	PART NUMBER
H1	93385
H3	93395
H4	93355
H11	93390
9004	93435
9007	93375



### LED REPLACEMENT BULBS (1156, 1157, 3157)

LED Replacement Bulbs use 12 high-intensity forward projecting LEDs for intense illumination. They fit existing round 1156, 1157, and wedge 3157 sockets. Applications vary with vehicle make / model. For off-road decorative use only. Check state and local laws.

BULB SIZE	BULB COLOR	PART NUMBER
1156	WHITE	93226
1157	WHITE	93236
3157	WHITE	93246
1156	BLUE	93223
1157	BLUE	93233
3157	BLUE	93243
1156	AMBER	93222
1157	AMBER	93232
3157	AMBER	93242



### LED HEADLAMP CONVERSION KIT

LED Headlamp Conversion Kits provide 3000 lumens of bright light per bulb., and can be easily installed on any vehicle or motorcycle. Universal installation for all 12V & 24V systems.

Available for H1, H3, H4, H7, H11, H13, and 9004, 9005, 9006, 9007 bulb applications.

For off-road decorative use only. Check state and local laws.



Don't Change... Evolve.

# C REPLACEMENT LIGHTING



## LED Elite Replacement Bulbs

LED 1156, and 1157 Elite replacement bulbs use high intensity forward projecting LED's for intense illumination. The color and light output combine great with HID systems. They fit any existing round 1156 and 1157 socket on the vehicle. Applications will vary with vehicle make and model. Common applications include tail light and turn signal.

BULB SIZE	BULB COLOR	PART NUMBER
1156	WHITE	93227
1157	WHITE	93237



## LED T-5 Bulb

Replace existing incandescent bulbs with high intensity true blue LED's. These bulbs replace T-5 bulbs found behind virtually all vehicle dashboards. T-5 LED's never lose their color, are much brighter than stock filament, and take far less power to use, meaning longer bulb life.

BULB SIZE	BULB COLOR	PART NUMBER
T-5	WHITE	93256
T-5	BLUE	93253



## LED T-10 Bulb

T-10 marker lights use 4 high intensity forward projecting LED's for intense illumination. They fit any existing wedge 194 (T-10) socket on your vehicle. Applications include headlight marker light, side marker lights and license plate lights. Installation requires 12V power source. For off-road and decorative use only. Check state and local laws.

BULB SIZE	BULB COLOR	PART NUMBER
T-10	WHITE	93156
T-10	BLUE	93153
T-10	BLUE/WHITE	93158



## LED T-10 Bullets

LED T-10 Bullet lights are the most powerful T-10 replacement bulbs to date. They fit any existing wedge 194 (T-10) socket on your vehicle. They provide complete 180° illumination. Applications include headlight marker lights and side marker lights. Installation requires 12V power source. For off-road and decorative use only. Check state and local laws.

BULB SIZE	BULB COLOR	PART NUMBER
T-10	WHITE	93160
T-10	BLUE	93159



## LED Ultrabrights

LED Ultrabrights use the brightest, flattest LED's currently available. They are only 1/8" thick and completely flexible for easy, versatile installation anywhere. LED Ultrabrights are 100% waterproof and connect directly to your vehicle's 12V electrical system. LED Ultrabrights are available in 4", 8" and 18" lengths. 5' Rolls are also available.

BULB COLOR	STRIP LENGTH		
	4"	8"	18"
RED	93511	93531	93571
GREEN	-	93532	93572
BLUE	-	93533	93573
FUCHSIA	93514	93534	93574
WHITE	93516	93536	93576



## LED Sidewinder

LED Sidewinder lights use extremely bright and flat LED's mounted on a flexible strip. When applied to a vehicle headlight, they work as daytime running lights. They are 100% waterproof, and connect directly to your vehicle's 12V electrical system. Package contains 2 - 19.5" strips.

STRIP LENGTH	BULB COLOR	PART NUMBER
19.5"	WHITE	93320





## LED Truck Bed Light Kit

LED Truck bed Light Kits use the brightest LED lights available. They 100% waterproof, and connect directly to your vehicle's 12V system. Simple, universal installation on any truck bed.

BULB COLOR	PART NUMBER
WHITE	93226



## LED Mega Dome Light

15 high output LED's are like an HID light inside your car. Included adapters for universal installation.

BULB COLOR	PART NUMBER
WHITE	93346



LED Mega Dome Light

## ELITE Dome Light

Better light diffusion / higher light intensity inside your car. Included adapters for universal installation.

BULB COLOR	PART NUMBER
WHITE	93345 (3W LED)
BLUE	93344 with CANBUS



ELITE Dome Light

## LED Multi-use Light Kit

Create a unique custom look with three 5mm LED bulbs, each with 4 feet of wire and a black finishing clip. LED's lock into position for secure mount & professional finish. Easy to install anywhere. They are 100% waterproof, and connect to 12V power source. For off-road and decorative use only. Check state and local laws.

BULB COLOR	PART NUMBER
WHITE	93166



## Neon Wire 1.5M Roll

Create illuminated accents on your vehicle for a custom look. Neon Wire is thin for inserting into narrow spaces and completely flexible for easy installation. Completely encapsulated and waterproof for versatile installation anywhere on your vehicle. Connect directly to your vehicle's 12V system with included transformer.

BULB COLOR	PART NUMBER
RED	93311
BLUE	93313
WHITE	93316



## HID Replacement Bulb

The new EVO Formance HID Replacement Bulbs are DOT approved and can be legally operated on all roads. With a life expectancy of 3000+ hours, EVO Formance HID Replacement bulbs are the perfect choice when you want to replace the original headlight bulbs with a product that offers equal or better quality and brightness.

EVO Formance HID Replacement bulb rated 4200K have an off white output similar to all cars that come with factory equipped HID headlights. The 5000K rated HID Replacement bulb provides a pure white output. Both bulbs use a 12V power source and consume about 35 watts of power. Package includes 1 bulb.

### OE Replacement - 4200K

BULB TYPE	PART NUMBER
D1S	93681
D2S	93683
D2R	93684
D3S	93685
D4S	93687

### Cold White - 5000K

BULB TYPE	PART NUMBER
D1S	93671
D2S	93673
D2R	93674
D3S	93675
D4S	93677



Don't Change... Evolve.



# CUSTOM TOWING MIRRORS



CIPA's Custom Towing Mirrors slide over your existing mirrors to give you added towing vision. Custom Towing Mirrors are designed to fit only the vehicle base model applications listed and the exact mirrors illustrated below. Other fits may vary due to optional features, such as puddle lamps, turn signals, running lights, or caps & trim additions.

Product Image	CIPA Part No.	Years	Applications	Exceptions	Fits Mirror Shown
	10000 (Fits Driver or Pass)	86-95	DODGE Pickups and Vans	86-93 Fits both electric and manual chrome mirrors 94-95 Fits manual chrome mirrors only	
	10300 (Fits Driver or Pass)	94-97	DODGE Pickups and Vans	94-97 Fits both electric & manual black mirrors 96-97 Fits electric chrome mirrors Will not fit Dakotas with black sport-style mirrors	
	10500 - Pair 10501 - Driver 10502 - Passenger	94-02 98-03 98-04 00-03	DODGE Old Style 1500, 2500, 3500 DODGE Durango DODGE Dakota DODGE Full-Size Van	Will not fit the 5"x7" sport-style mirrors Will not fit SLT models Will not fit the 6"x9" sport-style mirrors	
	10700 - Pair 10701 - Driver 10702 - Passenger	02-08 03-08	DODGE Ram 1500 DODGE Ram 2500, 3500	Will not fit the extendable mirrors on the 3500 models	
	11400 - Pair 11401 - Driver 11402 - Passenger	09-17 09-17	DODGE Ram 1500 DODGE Ram 2500	Will not fit the Power Wagon models Will not fit the SLT models Will not fit extendable mirrors on the 2500 models	
	11000 (Fits Driver or Pass)	83-98 83-91	FORD Full-Size Pickups FORD Ranger	Fits the chrome door mount, two point, break-away style mirror only	
	11500 - Pair 11501 - Driver 11502 - Passenger	92-97 90-97 88-95 92-96 1997	FORD Full-Size Pickups FORD Aerostar Van FORD Explorer & Navajo FORD Bronco FORD F-250 & F-350 HD w/old body	Fits black, or black with chrome cap mirrors	
	11550 - Pair 11551 - Driver 11552 - Passenger	15-19 15-19 15-19	FORD F-150 XL, XLT FORD F-150 Lariat, King Ranch FORD F-150 Platinum, Limited		
	11600 - Pair 11601 - Driver 11602 - Passenger	97-04 97-02 97-02	FORD F-150, F-250 Light Duty FORD Expedition Lincoln Navigator	Fits contour style mirror only, will not fit mirrors with signal or STX style mirrors - Will not fit 2004 pickups w/new body style	
	11800 - Pair 11801 - Driver 11802 - Passenger	04-14 04-14	FORD F-150, F-250 Light Duty FORD F-150, F-250 XLT Models	Will not fit STX style mirrors Will not fit 2WD F-150 XL Will not fit Lariat, Super Duty Models	
	11900 - Pair 11901 - Driver 11902 - Passenger	97-08 00-08	FORD F-250, F-350 Super Duty FORD Excursion		
	10000 (Fits Driver or Pass)	80-95	CHEVY/GMC Pickups and Vans	Fits manual chrome mirrors only Will not fit the chrome mirrors with black trim	

CIPA's Custom Towing Mirrors slide over your existing mirrors to give you added towing vision. Custom Towing Mirrors are designed to fit only the vehicle base model applications listed and the exact mirrors illustrated below. Other fits may vary due to optional features, such as puddle lamps, turn signals, running lights, or caps & trim additions.

Product Image	CIPA Part No.	Years	Applications	Exceptions	Fits Mirror Shown
	<b>11000</b> (Fits Driver or Pass)	82-93	CHEVY S-10, S-15	Fits the chrome door mount, two point, break away style mirror only	
	<b>10200-Pair</b> <b>10201-Driver</b> <b>10202-Passenger</b>	88-00 92-99 92-99 91-04 92-99	CHEVY/GMC Full-Size C/K Pickups CHEVY/GMC Suburban, Yukon, Kodiak CHEVY Tahoe, Duaily CHEVY/GMC Safari, Astro CADILLAC Escalade		
	<b>10800-Pair</b> <b>10801-Driver</b> <b>10802-Passenger</b>	99-07 00-07 00-07 00-07 00-07	CHEVY/GMC Silverado, Sierra CHEVY Tahoe, Suburban CHEVY Avalanche GMC Denali, Yukon, Yukon XL CADILLAC Escalade	Fits black capped and chrome capped models and Classic Body Style Will not fit full-chrome mirrors Will not fit telescopic mirrors	
	<b>10900-Pair</b> <b>10901-Driver</b> <b>10902-Passenger</b>	07-13 07-14 07-14 07-14 07-14	CHEVY/GMC Silverado, Sierra CHEVY Tahoe, Suburban CHEVY Avalanche GMC Denali, Yukon, Yukon XL CADILLAC Escalade	Will not fit telescopic mirrors	
	<b>10950-Pair</b> <b>10951-Driver</b> <b>10952-Passenger</b>	14-18	CHEVY/GMC Silverado, Sierra Only	Will not fit Full chrome mirrors Fits chrome capped & painted mirrors	
	<b>11300-Pair</b> <b>11301-Driver</b> <b>11302-Passenger</b>	07-17 08-17	TOYOTA Tundra TOYOTA Sequoia	Will not fit Sequoia Limited or Platinum Edition Will not fit 2017-2018 Sequoia with turn signal in mirror	

## CUSTOM TOWING MIRROR REPLACEMENT HARDWARE

CIPA Part #	Description	CIPA Part #	Description
<b>10002</b>	Replacement Hardware for 10000	<b>11503</b>	Replacement Hardware for 11500
<b>10203</b>	Replacement Hardware for 10200	<b>11553</b>	Replacement Hardware for 11550
<b>10303</b>	Replacement Hardware for 10300	<b>11603</b>	Replacement Hardware for 11600
<b>10503</b>	Replacement Hardware for 10500	<b>11703</b>	Replacement Hardware for 11700
<b>10603</b>	Replacement Hardware for 10600	<b>11803</b>	Replacement Hardware for 11800 (04-07 Models)
<b>10703</b>	Replacement Hardware for 10700	<b>11804</b>	Replacement Hardware for 11800 (08-14 Models)
<b>10803</b>	Replacement Hardware for 10800	<b>11903</b>	Replacement Hardware for 11900
<b>10903</b>	Replacement Hardware for 10900	<b>100GL</b>	Replacement Glass for 10000, 10300, 10700, 11900
<b>10953</b>	Replacement Hardware for 10950	<b>110GL</b>	Replacement Glass for 10100, 10200, 10400, 10500, 10600, 11000, 11500, 11600, 11700
<b>11002</b>	Replacement Hardware for 11000	<b>10801GL</b>	Replacement Glass for 10801, 10901, 10951, 11301
<b>11303</b>	Replacement Hardware for 11300	<b>10802GL</b>	Replacement Glass for 10802, 10902, 10952, 11302
<b>11403</b>	Replacement Hardware for 11400		



# EXTENDABLE REPLACEMENT MIRRORS

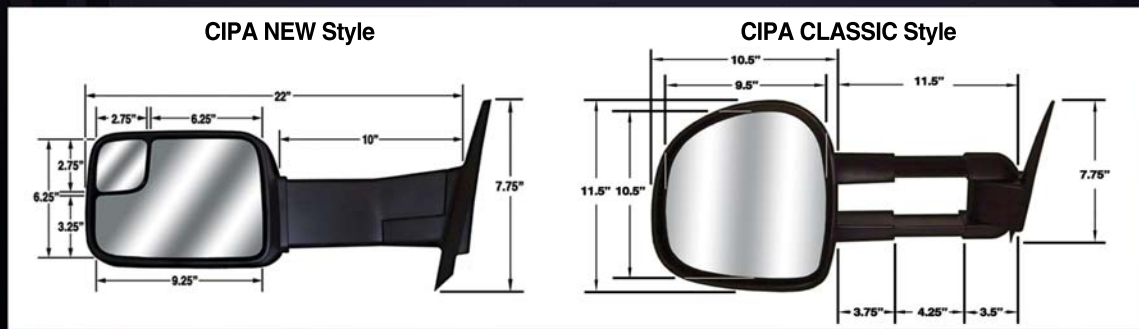


## Extendable Replacement Mirrors

Extendable Replacement Mirrors feature a fully adjustable mirror face. Available in manual, electric, and heated styles. Fold-away and Break-away function for durability and ease of use in tight spaces. Easy installation using OE mounting holes. 2.5" x 3.75" convex wedge spot mirrors included with Classic style models. Integrated convex mirror featured On New style models.



	Years	Model (Sold in Pairs)	Style	Manual	Electric	Heated
Chevy/GMC	1988-2000	CK Pickup, Sierra, Denali	Classic	80000	70000	N/A
	1992-1999	Suburban, Yukon				
	1995-1999	Tahoe				
	2000	Tahoe Limited				
Chevy/GMC	1999-2002	Silverado, Sierra	Classic	80100	70100	70600
	2000-2002	Suburban, Tahoe, Yukon, Yukon XL				
	2003-2006	Silverado, Sierra Suburban, Tahoe, Yukon, Yukon XL				
Chevy/GMC	2007-2013	Silverado, Sierra Suburban, Tahoe, Yukon, Yukon XL	New	N/A	71700*	71700*
	1994-1997	Ram Pickups	Classic	83000	73000	N/A
Dodge	1998-2001	Ram 1500	Classic	83000	73100	73500
	1998-2002	Ram 2500 & 3500				
	2002-2008	Ram 1500	Classic	N/A	73200	73600
	2003-2008	Ram 2500 & 3500				
	2009-2011	Ram 1500	New	N/A	73700*	73700*
2009-2011	Ram 2500 & 3500					



\* While supplies last





## Universal Towing Bar Mirror Kit

Adjustable extending convex mirror provides superior vision around blindspots. Dual sliding mounting clamps adjust to fit most mirror housings. Large 7 1/2" x 4 3/4" fully adjustable mirror face. Sold as single.



11980 Universal Bar Towing Mirror Kit

## Universal Towing Mirror

Fully adjustable 5" x 4-1/2" flat glass mirror. Movable feet, securing clamps, and tightening knob for a secure fit without annoying vibration. Aerodynamic and durable styling accommodates both sides of vehicle. Sold as single.



11960 Universal Towing Mirror

## Dual View Clip-On Towing Mirror

Two adjustable mirror surfaces. One large 4 1/4" x 5 3/4" flat mirror, plus a 2 3/4" x 4 1/2" convex "blindspot" mirror. Fully enclosed mirror head, adjustable arms and rubber straps will not obstruct your existing mirror. Fits vehicle mirrors 7" to 10" tall. Sold as single.



11953 Dual View Clip-On Towing Mirror

## Adjustable Clip-On Towing Mirror

4 3/4" x 7 1/2" flat glass mirror face greatly increases visibility. Easy to adjust rubber straps secure mirror to your vehicle's existing mirror. Features ball and socket mount that enhances adjustment options and stability. Fits vehicle mirrors 7" to 10" tall. Sold as single.



11952 Adjustable Clip-On Towing Mirror

## Clip-On Towing Mirror

Designed to fit large factory and truck mirrors. Easy to adjust rubber straps secure mirror to our vehicle's existing mirror for an additional 7" of viewing. Large 5" x 7 1/2" flat glass mirror face. Sold as single.



11950 Clip-On Towing Mirror

**CIPA Deluxe Door Mount Mirror**

Fits most trucks, vans, and mini motorhomes. Easily installs between door edge, window top, and door lip at bottom. 5" x 8" flat glass mirror is fully adjustable with ball socket connection. Installs in seconds and extends 18" for maximum towing vision. Use replacement head part numbers 95400 or 95500.



11650 Deluxe Door Mount Mirror

**CIPA Fender Mount Mirror**

Fits most cars and small trucks. 5" x 7" stainless steel flat glass mirror head extends your vision 15°. Attaches to vehicle with three bracket arms with rubber coated installation hooks that will not damage your vehicle finish. Mirror head is fully adjustable. Uses replacement head part number 95117.



11750 Fender Mount Mirror

**REPLACEMENT MIRROR HEADS**

**OE Replacement Head - 95500 Chrome**

Replaces OE Driver and Passenger Sides. Universal 5 1/2" x 8 1/2" head. Available in Black or Chrome.

95500 Chrome

**5" x 7" Replacement Head - 95117 Stainless**

Replaces OE Driver and Passenger Sides. Universal 5" x 7" head. Includes "L" shaped bracket.

95117 Stainless Replacement Head

**Low Mount Replacement Head - 94500 Stainless**

Replaces OE Driver and Passenger Sides. Universal 7 1/2" head.

94500 Stainless Steel



**WEST COAST REPLACEMENT MIRROR HEAD**

Universal OEM style, our West Coast Replacement Head has a 7"x16" mirror face with 3 ribbed base for sturdy, vibration-free mounting and use. Sold as single.

92652 Stainless Ribbed Back



CIPA Has An Extensive Line Of Original Equipment Style Replacement Mirrors Available To Fit Over 1200 Vehicle Applications





## FULL-SIZE CONVEX MIRRORS

Universal OEM style, available in Stainless Steel or Black Finish, and in 4 different sizes for versatile installation and use. L-Bracket included with mirror. Sold as single.

- |                    |                        |
|--------------------|------------------------|
| 48500 5" Black     | 48850 8 1/2" Black     |
| 48502 5" Stainless | 48852 8 1/2" Stainless |
| 48600 6" Black     | 48754 7 1/2" Stainless |
| 48602 6" Stainless |                        |



## JEEP REPLACEMENT MIRRORS

### JEEP CJ MIRROR

CJ5, CJ7 and CJ8 replacement mirror. Rust and corrosion resistant with OE grade glass. Glass surface is 6 3/4" x 6 3/4" using first surface glass for distortion free vision. Manual, fold away and non-heated. Quick, easy mount to windshield hinges.

- 44550 Flat Stainless Driver
- 44551 Flat Stainless Passenger
- 44650 Flat Black Driver
- 44651 Flat Black Passenger



### 5" ROUND JEEP REPLACEMENT

Universal flat glass with a 5" round mirror head on an extendable post for durability and flexibility in adjustment options. Replaces CJ2, CJ3A, CJ3B, CJ5, and CJ6. East mount to windshield hinges.

- 49704 5" Round Black Jeep Replacement Mirror



### JEEP CJ/WRANGLER MIRROR

CJ/Wrangler replacement mirror. Attaches to factory windshield hinges using existing OE holes. Glass surface is 6 3/4" x 6 3/4" using first surface glass for distortion free vision. Manual, fold away and non-heated.

- |                                    |                                 |
|------------------------------------|---------------------------------|
| <u>Fits 1976-1996 CJ/Wrangler.</u> | <u>Fits 1997-2005 Wrangler.</u> |
| 44700 Flat Black Driver            | 44800 Flat Black Driver         |
| 44701 Flat Black Passenger         | 44801 Flat Black Passenger      |



### JEEP WRANGLER HALF-DOOR MIRROR

Jeep Wrangler half-door mount replacement mirrors are rust and corrosion resistant. Glass surface is 5 1/4" x 6 3/4" using first surface glass for distortion free vision. This mirror directly replaces OE number 55154883. Manual fold away and non-heated.

- 44400 Flat Black Driver
- 44450 Chrome Driver
- 44401 Flat Black Passenger
- 44451 Chrome Passenger



**AUTO DIMMING MIRRORS**

Auto Dimming Rearview Mirrors automatically dim to reduce glare from bright lights. Available in 3 versions for a wide variety of options to suit every situation. Options include Map Lights, Compass, and Temperature display. Easy installation with only power and temperature sensors (when equipped) to be wired. Temperature displays in Fahrenheit or Celsius. Installation and calibration instructions included. For Wedge Style Mirror Mounts Only.

- A) 36300 WEDGE Auto Dimming Mirror w/Compass and Map Lights
- B) 36400 WEDGE Auto Dimming Mirror w/Compass and Temperature
- C) 36500 WEDGE Auto Dimming Mirror w/Compass, Temp & Map Lights




*\*\*We do not recommend installing these mirrors if your vehicle has airbag sensors in the headliner area, if your vehicle is equipped with OnStar, or if your vehicle is a hybrid model. Installation of this mirror may disable or damage certain components which are critical to the safety features installed on your vehicle. Check with your vehicle manufacturer for information on your specific make and model.*

**INTERIOR DAY/NIGHT MIRRORS**

Day/Night feature for comfortable driving. Fits OEM mounting on cars, trucks & vans with wedge style mirror mounts only. FMV safety approved.

- D) 31000 8" Day/Night Rearview
- E) 32000 10" Day/Night Rearview
- F) 33000 12" Day/Night Rearview



**Rearview Mirror Mounting Kit**

Universal mounting pieces allow use with most rearview mirrors. Bonds in minutes.

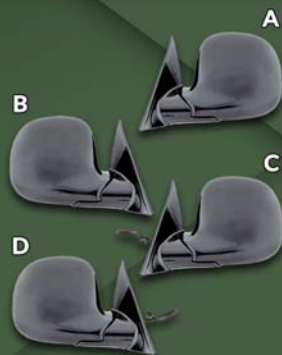
49088 Rearview Mirror Mounting Kit



## GMC/CHEVY OE REPLACEMENT STYLE MIRRORS

### GMC/Chevy S-10 Mirror


Replaces OE style mirrors:  
 1994-2004 S-10/Sonoma  
 1994-2004 Envoy/Blazer  
 1994-2004 Jimmy/Bravada  
 1996-1997 Isuzu Hombre



- A) 23095 Manual Black Driver
- B) 23195 Manual Black Passenger
- C) 22095 Electric Black Driver
- D) 22195 Electric Black Passenger

### GMC/CHEVY S-10/S-15 MIRROR

OE style, with a 5 3/4" x 7 1/4" head.  
 Fits trucks from 1983-1994.



- E) 20000 Chrome Driver
- F) 20100 Chrome Passenger

## GMC/Chevy Window Mount

A cost effective alternative to factory replacements for the rearview side mirrors on your vehicle. Designed from factory tolerances to fit your vehicle like OE. Original Style Replacement Mirrors bolt right on, with no modifications to existing bolt-hole patterns. Available in Black or Chrome. Includes instructions and door panel removal tool.

Replaces OE style window mount mirrors:  
 1992-2000 GMC/Chevy Full Size Vehicles  
 1988-2002 GMC/Chevy Full Size Pickups  
 1992-1999 Suburban/Yukon/Kodiak/Dually

- G) 55000 Electric Black Driver
- H) 55100 Electric Black Passenger
- I) 55020 Electric Chrome Driver
- J) 55120 Electric Chrome Passenger

- K) 56000 Manual Black Driver
- L) 56100 Manual Black Passenger
- M) 56020 Manual Chrome Driver
- N) 56120 Manual Chrome Passenger



## FORD PICKUP REPLACEMENT MIRROR

Designed to look and fit like OE factory mirrors. Break away style manual replacement. Replaces OEM #ESTZ17680D.

Replaces OE style Ford vehicles:  
 1983-1992 Ranger  
 1984-1990 Bronco  
 1987-1991 Pickup

- O) 42000 Black Driver Flat Glass
- P) 42100 Black Passenger Convex Glass



CIPA Has An Extensive Line Of Original Equipment Style Replacement Mirrors  
 Available To Fit Over 1200 Vehicle Applications





## UNIVERSAL STYLE MIRRORS

### Universal Low-Mount


Universal mounting fits most vehicles, both right or left sides. Swing away arm design with a 7 1/2" x 10 1/2" mirror head. Extends 12" from vehicle. Sold as single.

A) 45500 Large Chrome

### Universal Door Mount

Fits most pickups, vans & mini motorhomes. Eliminates blind spots and can be turned in for normal driving. Swing away design with a 7 1/2" x 10 1/2" mirror head. Mirror extends vision 16". Sold as single.

B) 45000 Universal Door Mount



## CHROME & DUAL SPORT CAR MIRRORS

### Chrome Car Mirrors

Fits both driver or passenger sides. Chrome plastic to eliminate rusting. 4 3/4" round mirror or 5 1/4" x 3 3/4" oblong mirror.

C) 17000 Universal Round Chrome  
D) 18000 Universal Oblong Chrome

### Dual Sport Car Mirrors

Aerodynamic styling with easy mounting features. Large 3 7/8" x 5 7/8" mirror face. Matched Pair - Driver and Passenger sides included in box.

E) 19000 Dual Sport Chrome Pair  
F) 19100 Dual Sport Black Pair



## EURO SPORT MIRRORS

Universal mounting with Euro styling. Fits most cars and mini trucks, LH or RH sides. 3 1/4" x 5 3/4" mirror face.

G) 91000 Lighted Euro Sport Mirror  
(Includes 4 interchangeable color bulbs (blue, green, clear & amber for added customizing options, and can be wired for turn signals and/or running lights).



## UNIVERSAL OE STYLE MIRRORS

### Universal OE Style

Replaces OE Ford style and other truck and van mirrors. Door mount style only. Universally fits Driver or Passenger side. Same features as OE, with a 5-3/4" x 8-3/4" mirror head. Available in chrome or black. All hardware included.

H) 41000 Chrome  
I) 41100 Black

### Flag Style Car Mirror

3 1/2" by 5 1/2" flat glass mirror face provides excellent rearview vision and features rugged, heavy duty construction. Mount in existing holes - no drilling required.

J) 12000 Universal Flag Style Mirror



## MIRROR REPAIR & ACCESSORIES

### CUT & STICK REPLACEMENT LENS

Temporarily replace broken glass with our "Trim to Fit" mirror kit. Acrylic lens cuts easily with scissors. Fits cars, motorcycles, and many other uses. Peel and stick mounting. This product does not provide the same clarity of glass and is meant as a temporary solution. It is not suitable for convex or concave applications.

01100 7" x 10" Cut & Stick Mirror



### WIDE ANGLE LENS

Gives driver a clear, unobstructed view to rear of vehicle while driving. Eliminates blind spots on RV's or any vehicle. Electrostatically attaches to rear window. Removes easily for cleaning and repeated use. Flexible installation for any flat or curved rear window. Available in 3 sizes.

- 60100 8" x 10" Wide Angle Lens
- 60200 6" x 8" Wide Angle Lens
- 60300 11" x 14" Wide Angle Lens



## HOTSPOT MIRRORS

Avoid tricky blind spots when passing or changing lanes with CIPA's convex HotSpot mirrors. Easily mounts to original factory mirror featuring convenient stick-on or clamp-on mounting. Available in many versatile sizes and shapes. Sold as single (49111 & 49112, sold as pair).

### Convex HotSpots

- A) 49102 2" Round Convex
- B) 49202 3" Round Convex
- C) 49302 3-3/4" Round Convex
- D) 49402 4" x 5 1/2" Convex

### Convex Wedge HotSpots

- E) 49002 1-1/2" x 2" Wedge
- F) 49702 2-1/2" x 3-3/4" Wedge

### Corner Wedge HotSpots

- G) 49403 3-1/4" x 3-1/4" Corner Wedge
- H) 49404 2" x 2" Corner Wedge
- I) 49405 2" x 2" Corner Wedge

### 4" x 8" Clamp-On HotSpot

- J) 49504 4" x 8" Clamp On Convex

### Adjustable HotSpots

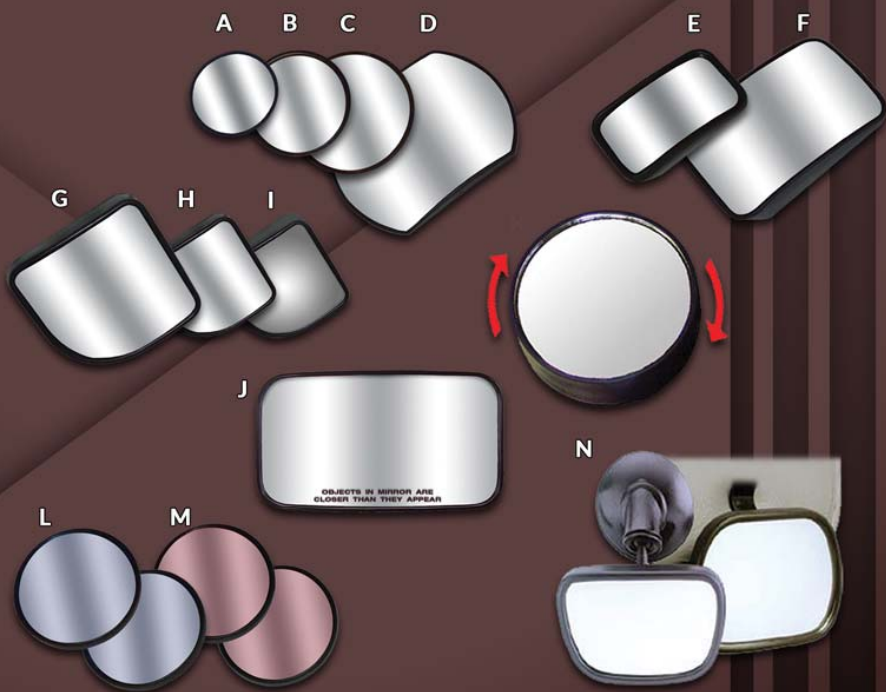
- K) 49104 2" Round Adjustable
- 49304 3-3/4" Round Adjustable

### Tinted HotSpots

- L) 49111 2" Blue Pair
- M) 49112 2" Red Pair

### Dual View Baby Mirror

- N) 49606 Dual View Baby Mirror



## TOP MOUNT MIRROR

Clamp-On adjustable convex mirror reduces blindspots without any interference to your vehicle mirror adjustment. Easily and securely mounts to the top of your vehicle's existing rearview mirror.

49805 Top-Mount Mirror



## CIPA USA HotSpot Placement Suggestion

HotSpot mirrors can be placed anywhere, but are typically placed in the bottom left-hand corner of the OE mirror. CIPA USA recommends placing folded tape on the back of the HotSpot and sticking it on your OE mirror where you might want to permanently position it. Then, sit in your car and looking through the HotSpot, keep adjusting the placement until it fulfills your needs. Final step is to remove the folded tape, peel the adhesive backing tape from the back of the HotSpot and permanently stick to your OE mirror.



**UTV/GOLF CART SIDEVIEW MIRRORS**

Clamp-On Side View Mirror provides great side and rearview vision. High-Impact ABS plastic housing and shatterproof glass face resists damage for increased safety. Break-away feature allows mirror to fold back to prevent damage. Fits wide range of ATV's and Golf Carts.




**A) 01139 Round Clamp**  
 1-3/4" Steel Bar Clamp fits John Deere Gator, Kawasaki Mule, Polaris Ranger & RZR, Yamaha Rhino and any 1-3/4" Bar. Sold as pairs.

**B) 01140 Square Clamp**  
 Includes 3/4" & 1" Steel Bar Clamps. Fits Left or Right Side. Fits EZ-Go and Yamaha Golf Carts and any 3/4" or 1" square bar. Sold as single.



**GOLF CART 5-PANEL REARVIEW MIRROR**

5-Panel mirror provides excellent rearview visibility. Panoramic rearview vision helps eliminate blindspots. Manufactured with high strength, composite plastics for years of safe, reliable use. Includes metal mounting hardware. Fits Club Car, EZ-GO, and Yamaha golf carts.



01442 5-Panel Rearview Mirror

**ADD-A-SIGNAL**

Add-A-Signal Stick-On Directional Indicator lights feature super-bright LED bulbs. Arrow shaped indicator is easy to see, and look similar to factory mirrors. Easy two wire hook up and press on installation. Add-A-Signals are a simple way to increase your safety and improve the appearance of your vehicle. Universal operation for all cars, trucks, vans, SUVs, and RVs.



08800 Add-A-Signal

**RV LEVELER**

Level your RV without the need for a second person. Place RV Leveler Base in center of RV and use the compact wireless remote at each leveling point up to 30+ feet away. Red LED's tell you when you need to adjust and Green LED's tell you when the RV is level. It's that easy. Requires 2 AAA and 1 9V battery (not included).



03001 RV Leveler





## UTV DELUXE REARVIEW MIRROR

11 1/4" X 3 7/8" adjustable OEM style wide angle convex mirror head provides superior visibility. Sturdy aluminum bracket and ball-socket adjustment reduces vibration. Fits 1-3/4" diameter roll cage bar. For UTV's without hardtops.

99287 Black



## WIDE ANGLE UTV REARVIEW MIRROR

10" X 3 1/2" fully adjustable wide angle convex mirror head provides superior visibility. Made of durable high strength composite materials. Fits roll cage diameters from 1-1/2" to 1-3/4". Includes tools and all mounting hardware.

01141 Black



## UTILITY VEHICLE MIRROR

Large 10 1/4" x 3 3/4" adjustable OEM style wide angle convex mirror head provides superior visibility and flexibility. Sturdy aluminum bracket and ball socket adjustment reduces vibration and keeps the mirror right where you aim it, even on the roughest trails. Fits roll cage bars up to 1 3/4". For UTVs without hard tops.

11170 Black



## UTV SIDE VIEW MIRRORS

### UTV Side View Mirror

Large 5" x 6 1/2" adjustable mirror head with OEM grade flat chrome lens provides superior visibility. Fits roll cage diameters from 1 3/4" to 2". Sturdy ball and socket adjustment design reduces vibration even on rough trails. Bracket and hardware included.

01137 Black Driver  
01138 Black Passenger

### Wing II Mirror

Sporty 4" x 7" universal convex side mount mirror covers blind spots for maximum rearview safety. Anti scratch, quick mount bracket system. Fits windshields up to 3/4".

11110 Black



## PERSONAL WATER CRAFT SPORT MIRRORS

### PWC Sport Mirrors

3 1/2" x 5 3/8" convex safety glass. Fits Left or Right sides. Made with non-corrosive materials. Sturdy construction holds adjustment in big waves.

11120 Black  
11121 White

### PWC Sport II Mirrors

3 1/2" x 6 1/4" shatterproof convex safety glass. Will mount securely to most personal water crafts on either the LH or RH sides. Sturdy construction holds adjustment even in big waves.

11160 Black  
11161 White

### Hand Mirror

Great for use with ATV's, snowmobiles, watercraft, or just about anything. Adjustable Velcro strap for quick & easy on & off. 3 1/2" x 2 1/4" convex safety lens.

11125 Black





## HANDLEBAR GRIP-MOUNT

Great for use with ATV's, UTV's, Motorcycles, or any handle bar up to 1 1/4". Adjustable Velcro strap for quick & easy universal mounting. Does not interfere with hand movement. Adjustable convex safety lens is 2 1/2" x 3 3/4". The overall length of the mirror is 8 1/2".

11126 Black



## BAR-END ATV MIRROR

Quick Bar-End mount for most ATV's. Insertion knob is 5/8" diameter, mirror sits 3 1/2" away from handlebar. Overall length is 10" with 5 1/2"x 3" mirror surface. Does not interfere with hand movement. Vibration free convex safety lens.

11132 Black



## SAFE-T-CLEAT

12" long cleat uses solar powered integrated LED night light for up to 10 hours with full charge. Made with heavy duty, scratch resistant fiber glass reinforced plastic. Resists rope chafing and withstands pressure up to 22,000 psi. Includes replaceable 1.2V ni-mh battery. Requires four 3/8" bolts for installation (not included). Made in the U.S.A.

12110\* Black

\*while supplies last



## RETRACTABLE DOCK CLEAT

Sturdy 6 1/2" x 10" dock cleat features a 2 3/4" high cleat that folds into a 1 1/4" low profile base to provide a smooth top surface with sloped sides to prevent accidental tripping or injury. Made from UV stabilized nylon composite that is rated at 27,000 psi. Will not corrode in salt air. Mounting hardware not included. Available in 2 colors.

02100 Black  
02101 White



## UNIVERSAL MARINE MIRRORS

### Economy Marine Mirror

2 1/2" x 8" convex mirror provides a wide viewing angle. Universal mounting system for multiple mounting options. Fits windshield frames up to 7/8".



11119 Black

### Suction Cup Mirror

4" x 8" adjustable convex mirror. No holes to drill, no tools required, no scratching! Attaches to any clean, non-porous surface. Dash, console or windshield mount.



11050 Black

### Boating Safety Mirror

4 1/4" X 8" fully adjustable universal convex mirror mounts above or below windshield frame. Fits windshields up to 3/4" thick, with anti scratch, quick mount bracket.



11140 Black

### DELUXE WINDSHIELD MIRROR BRACKET

Available in Cup Mount & U-Clamp bracket styles for mounting flexibility. Pivot system provides full 120° of adjustment for easy foldable storage without need to bracket. Clam shell design fits most windshield trims and shapes up to 1-1/2". No drilling required for easy installation. Sold as single.

- A) 02310 Black Cup Mount
- B) 02330 Black U-Clamp Mount



### CONCEPT II / COMP / COMP II MARINE MIRRORS

#### Concept II Marine Mirror

4" X 8" convex universal mirror. Permanent or temporary mounting above or below the windshield frame with adjustable pivoting clamp-mount bracket.

11073 Black

#### Comp II Marine Mirror

4" X 11" convex universal mirror. Permanent or temporary mounting above or below the windshield frame with adjustable pivoting clamp-mount bracket.

11083 Black

#### Comp Universal Marine Mirror

7" x 14" convex mirror. Ball & Socket tension adjustment knob to keep the mirror where you position it. Bracket mounts to rectangular or rounded windshield frames from 3/8" to 1 1/4".

02000 Black



### EXTREME MARINE MIRROR

#### Extreme Marine Mirror


7" x 20" multi lens mirror. One flat stationary & two adjustable convex lenses. Ball & Socket tension adjustment knob to keep the mirror where you position it. Bracket mounts to rectangular or rounded windshield frames from 3/8" to 1 1/4".

02022 Black

#### CIPA Extreme Marine Mirror

(Mirror Head with knob Only)  
Sold as single.

02122 Black




### COMP / COMP UNIVERSAL MARINE MIRRORS

#### Comp Marine Mirror

7" x 14" mirror offers approximately 98 square inches of rearview vision. Mirror has convex safety glass, and is a tournament standard. Bracket can be mounted to dash or windshield. Fits windshield frames from 3/8" to 1". Meets Alabama's 78 sq. inch law.

- C) 01300 COMP Mirror Head Only
- D) 01874 COMP w/Round Bracket
- E) 01875 COMP w/Square bracket





## CIPA WAVE MIRROR

7" x 17" convex mirror. Adjustable bracket for universal mount. Available for both rectangular or rounded windshield frames from 3/8" to 1". Exceeds Alabama's 78 sq. inch law. Perfect for wakeboarding.

- A) 01408 Black Convex Head Only - - No Logo
- B) 02874 Black Housing, Round Bracket
- C) 02875 Black Housing, Square Bracket



## PONTOON BOAT MIRROR BRACKET

Fully adjustable mirror head for superior rearview visibility. Bracket provides 180° rotation for optimal rearview vision, out-of-the-way storage, and unobstructed canvas installation. Bracket design provides telescopic height adjustment for versatile, easy mirror placement. Mounts directly to boat rail - No drilling required.

01877 Pontoon Boat Mirror Bracket



## VISION 180 MARINE MIRROR HEAD

Large 18-5/8" x 5-5/8" convex mirror head provides full 180° of port-to-starboard rearview vision. Constructed of durable, ABS plastic and state-of-the-art first surface safety glass. Cup mount with tightening knob is compatible with various CIPA USA mounting brackets.

01600 Vision 180 Marine Mirror Head



## PREMIUM MARINE MIRROR BUNDLES

Convex mirror provides excellent rearview vision. Durable, lightweight construction for years of care free use. Pivot clamp bracket provides 120° of easy adjustment. Clam shell design fits most windshield trims and sizes. No drilling required for secure installation. Uses CIPA #02310, #02330. or #02350 Pivot brackets (See Deluxe Windshield Mirror Brackets on Page 17).

- D) 01309 Comp Mirror (#01300, pg. 17) with CIPA #02330 Bracket
- E) 01409 Wave Mirror (01408, pg. 17) with CIPA #02330 Bracket
- F) 02109 Comp Universal Mirror (#02000, pg. 17) with CIPA #02310 Bracket
- G) 02129 Wave Mirror (02122, pg. 17) with CIPA #02310 Bracket
- H) 01609 Vision 180 Mirror (01600, pg. 19) with adjustable Pivoting Clamp-On Mounting Bracket
- I) 02003 Ellipse Mirror with CIPA #02350 Bracket



**CIPA TEAR DROP / STYLIZED MIRRORS**

Sleek and streamlined, CIPA Teardrop and Stylized mirrors provide a sleek custom appearance as well as functionality. Sold in pairs.

- A) 01905 Chrome Teardrop Mirror Kit (U)
- B) 01906 Black Teardrop Mirror Kit (U)
- C) 01921 Chrome Stylized Teardrop Mirror Kit (U)
- D) 01922 Black Stylized Teardrop Mirror Kit (U)

- E) 01920 Chrome Duckbill Mirror Kit (U)
- F) 01923 Chrome Modern Line Mirror Kit (U)
- G) 01924 Black Modern Line Mirror Kit (U)
- H) 01926 Chrome Eurostyle Mirror Kit (U)
- I) 01927 Black Eurostyle Mirror Kit (U)
- J) 01929 Chrome Quarter Moon Mirror Kit (U)

- K) 01930 Chrome Small Round Mirror Kit (U)
- L) 01931 Black Small Round Mirror Kit (U)
- M) 01932 Chrome Oval Dash-Line Mirror Kit (U)
- N) 01933 Chrome Economy Mirror Kit (J)
- O) 01934 Black Economy Mirror Kit (J)
- P) 01944 Chrome Small Rectangle Mirror Kit (U)
- Q) 01945 Black Small Rectangle Mirror Kit (U)

- R) 01938 Chrome Classic Look Mirror Kit (J)
- S) 01939 Black Classic Look Mirror Kit (J)
- T) 01942 Chrome Classic Rectangle Mirror Kit (U)
- U) 01943 Black Classic Rectangle Mirror Kit (U)


**HARDWARE KEY FOR MOTORCYCLE MIRRORS**

- U) Universal Hardware Kit - Fits Most mirror kits  
Includes 5 total threaded studs.  
(2) Harley-Davidson M8 studs with acorn nuts and assorted washers  
(2) RH M10 threaded studs with jam nuts for all M10 applications (except Yamaha)  
(1) LH threaded stud with jam nut for Yamaha applications
- HD) Harley-Davidson: M8 Threaded Studs
- J) Japanese M10 RH Threaded studs





## CIPA TWO TONE FLAME MIRROR

Burn up the road in style with these two tone black and chrome mirrors. Sold in pairs.

01919 Two Tone Flame Mirror Kit (U)



## CIPA BLADE MIRRORS

Slice through the wind in style. Our Blade mirrors feature a knife shaped mirror head that provides a sleek, streamlined profile with smooth operating swivels for easy adjustment. Select the classic knife blade-style or serrated. Sold in Pairs.



- A) 01909 Serrated Blade Chrome Mirror Kit (U)
- B) 01910 Serrated Blade Black Mirror Kit (U)
- C) 01904 Two Tone Blade Mirror Kit (U)

## CIPA SKELETON HAND & SKULL MIRRORS

These detailed arm bone stem and skeleton hands will hold your mirror in a death grip. Smoothly adjusts at the realistic wrist joint to clutch your mirror head in perfect position. Sold in Pairs.



- D) 01915 Skeleton Hand Chrome Stem w/Chrome Head Mirror Kit (U)
- E) 01916 Skeleton Hand Black Stem w/Black Head Mirror Kit (U)
- F) 01917 Skeleton Hand Black Stem w/Chrome Head Mirror Kit (U)
- G) 01918 Skeleton Hand Chrome Stem w/Black Head Mirror Kit (U)

You'll lose your head over these wicked skull mirrors! People will know you mean business when they see you coming in these finely sculpted mirrors. Two great styles - Chrome with black eyes or Black with red eyes. Sold in Pairs.



- H) 01911 Chrome Skull Mirror Kit (U)
- I) 01912 Black Skull Mirror Kit (U)

## CIPA "LIVE TO RIDE" MIRRORS

Inscribed with "Live To Ride, Ride To Live" and "Eagle Soar" and American Eagle Motif, this collection is a tribute to a way of life, and the motto of riders across the nation. Sold in Pairs.



- J) 01925 Live To Ride Chrome Mirror Kit (Gold Accents) (HD)
- K) 01928 Live To Ride Chrome Adjustable Mirror Kit (J)
- L) 01937 Live To Ride Chrome Oval Mirror Kit (J)

**LIGHTED MOTORCYCLE MIRRORS**

Increase your visibility and enhance your night time riding experience with CIPA Lighted Mirrors. Sold in Pairs.

- A) 01907 Chrome Round LED Lighted Mirror Kit (U)
- B) 01908 Black Round LED Lighted Mirror Kit (U)
- C) 01913 Chrome Tribal Lighted Mirror Kit (U)
- D) 01914 Black Tribal Lighted Mirror Kit (U)

- E) 01935 Chrome Sport Bike Lighted Mirror Kit (J)
- F) 01936 Black Sport Bike Lighted Mirror Kit (J)

- G) 01940 Chrome Oval LED Lighted Mirror Kit (U)
- H) 01941 Black Oval LED Lighted Mirror Kit (U)
- I) 01946 Ultra Blue on Chrome Mirror Kit (U)
- J) 01947 Ultra Black Line on Chrome Mirror Kit (U)
- K) 01948 Ultra Black Paint on Chrome Mirror Kit (U)
- L) 01949 Ultra Paint on Chrome Mirror Kit (U)

