



WHEREVER YOUR DESTINATION
WE'LL HELP GET YOU THERE



2020 | ACCESSORIES CATALOG



Maintenance	3
Gear	3
Kitchen & Bathroom	4-5
Electrical	5-12
Lighting	12-18
Fuel Pumps	18
Windshield Wipers	19-20
Trailer	20-27

Commitment To Our Customers

We are committed to delivering premium quality products (both packaged and bulk) that appeal to consumers at a competitive price. We welcome your comments and suggestions on new products including improvement to existing FulTyme RV products and any other comments or suggestions.

FulTyme RV reserves the right to make changes in product specifications for the purpose of improvement without prior notice. Our products are sold to trade dealers only and possession of this catalog does not infer an offer to sell.

Limited Warranty

FulTyme RV warrants the original consumer purchaser that FulTyme RV consumer products will be free from defective materials or workmanship, under normal use and service, for a period of one (1) year from the original purchase date.

This Warranty is void if the consumer product warranted has been damaged by accident or unreasonable use, neglect, improper service, unauthorized alteration, or other cause not arising out of defects in material or workmanship.

In no event shall FulTyme RV be liable for loss of use of its consumer product nor for other incidental or consequential costs, expenses or damages incurred by any person.

During the Warranty period, your FulTyme RV product will either be repaired or it will be replaced with a like product (at FulTyme RV option) when returned prepaid and insured, with proof-of-purchase date to FulTyme RV at the address listed below.

RV AWNING CLEANER AND PROTECTANT



Removes tough stains, bird & bug deposits and more from outdoor fabrics. PTEF® Polymers help repel stains & damaging UV rays.

Item#	Size	Case
4001	32 oz.	6

RV AWNING PROTECTANT



Rejuvenates fabric awnings and upholstery. Repels water and resists soiling. Prevents mildew formation and protects against fading. Recommended for auto interiors, convertible tops and canvas awnings.

Item#	Size	Case
4010	32 oz.	6

INSTANT BLACK STREAK REMOVER



Concentrated formula removes unsightly streaks & grime. Safe for all exterior RV surfaces.

Item#	Size	Case
4003	22 oz.	6

RV CARPET & UPHOLSTERY CLEANER



Multi-purpose cleaner for use on carpets, cloth, upholstery, vinyl, treated leather, and other fabric surfaces. Effectively removes dirt, mud, grease, grime, pet stains and food stains such as juice, sauce and coffee. Biodegradable.

Item#	Size	Case
4009	32 oz.	6

RV WASH



Concentrated formula cleans all exterior RV surfaces. Formulated to remove road grime, dirt and more.

Item#	Size	Case
4000	16 oz.	6

AQUA FRESH POWDER



- For fresh tasting odor free drinking water
- Non-toxic and safe for continuous use
- 100% biodegradable

Item#	Size	Treats	Case
4006	1lb. (8 - 2 oz. Packets)	40 - 100 Gallons per box	6

RV WASH & WAX



Concentrated formula removes road grime, dirt and more. Cleans & shines in one step.

Item#	Size	Case
4002	16 oz.	6

RV BATHROOM & SINK CLEANER



Multi-purpose and multi-surface non-acid cleaner makes cleaning easy. For use on most household surfaces. Works to remove a variety of soils from toilets, bathtubs, showers, sinks and more. Easily cleans glazed ceramic tile, glazed porcelain surfaces, sealed fiberglass, metal sinks, countertops, chrome fixtures and other nonporous surfaces. Effectively removes soap scum and hard water stains from showers, tubs and sinks. May be added to toilet bowls and left overnight, leaving a fresh deodorizing fragrance. Biodegradable.

Item#	Size	Case
4007	32 oz.	6

PREMIUM RV POLISH WITH PTEF



Delivers maximum shine and stain-repelling action. UV protection for fiberglass, painted surfaces and polished metals.

Item#	Size	Case
4004	32 oz.	6

RV TOILET CONDITIONER



An effective blend of detergents, lubricants and odor control agents formulated to clean, lubricate and deodorize marine and RV Toilets, sinks and drains. Unique odor killing ingredients and odor counteractants absorb and eliminate offensive smells rather than masking them with strong fragrances. Leaves behind a fresh clean scent. Special lubricants keep submerged parts moving smoothly without damaging leather, rubber or synthetic seals.

Item#	Size	Case
4008	32 oz.	6

POLYETHYLENE PROTECTIVE FILM



When used as masking, this film protects any exposed areas and prevents intrusion from outside debris as well as contamination. It also helps prevent scuff marks on decks during major and minor repairs.

- Easy on, easy off; designed not to leave residue if removed within 30 days
- Puncture resistant due to high rubber content
- Contains no VOC's
- Meets LEEDs requirements
- Offers PSA (Pressure Sensitive Adhesive, Light Tack)

Item#	Size	Color	Case
4015	24' x 200'	Blue	4

GEAR

RV TIRE SHINE



- Make your tires shine like new
- Delivers rich black shine
- Contains fortifying conditioners
- Protects and nourishes tires

Item#	Size	Case
4011	16 oz.	6

GEAR HAMMOCK



Fits over bunks, corners and other out of the way places. A must for items that need ventilation.

Item#	Length	Color	Material	Case
3095	60"	White	Nylon	12

RV BUG AND TAR REMOVER



Removes bug and tar stains. Safe for gel-coat, fiberglass and painted aluminum. Works on RVs, trucks, cars and boats.

Item#	Size	Case
4012	22 oz.	6

EMERGENCY PONCHO



- Hooded
- Lightweight
- Reusable
- One size fits all
- A must for emergencies, sporting events, travel etc.

Item#	Size	Color	Case
3123	50" x 80"	Yellow	6

KEY: Blue Item # = New

DOUBLE HANDLE SHOWER FAUCET



- Chrome finish
- 8" Center set
- Acrylic handles
- Trouble free washerless design
- Non-metallic
- Easy to install

Item#
4204

Case
3

DOUBLE HANDLE KITCHEN FAUCET



- Chrome finish
- 8" center set
- Acrylic handles
- 1.8 G.P.M. / 6.8 L.P.M.
- Non-metallic
- Do-it-yourself installation

Item#	Description	Case
4200	w/o Sprayer	6
4201	w/ Sprayer	6

DOUBLE HANDLE BATH FAUCET



- Chrome Finish
- 4" center set
- Acrylic handles
- 1.8 G.P.M. / 6.8 L.P.M.
- Non-metallic
- Do-it-yourself installation

Item#	Description	Case
4203	w/o Pop-up	6
4202	w/ Pop-up	6

PORTABLE TOILETS



- 2-section portable flush toilet
- Quick release rear separation latch
- Strong, durable construction
- Bi-directional spray rinse, ensures complete bowl rinse
- Piston Style flush pump—easier to pump
- Anti-splash gate valve, leak and odor proof seal
- Generous fresh water reservoir
- Level indicators on both the waste tank and the fresh water tank
- Air vent for smooth and easy discharge
- Lid automatically secured when closed

Item#	Capacity	Size	Case
6000	2.11 Gal (8 L)	12.8" x 13.8" x 14.8"	1
6001	4.8 Gal (18 L)	14.8" x 14.8" x 16.8"	1

New 2-PLY RV & MARINE TOILET TISSUE



Two layers of Ultra Soft 100% biodegradable tissue for a comfort you can feel. Free of all perfumes and dyes and quilted for extra comfort and durability. Safe for all septic systems, won't clog. Is the comfortable solution for your RV, boat or portable toilet. 4 Rolls, 500 Sheets per roll, 245 sq. ft.

Item#
6010

Case
4

WATER TREATMENT AND FRESHENER



Keeps water tasting and smelling fresh. 1 ounce treats 20 gallons.

Item#	Size	Case
4005	8 oz.	6

New PREMIUM RV HOLDING TANK TREATMENT DROP-INS™



Treatment features a Bacteria/ Enzyme formula to digest waste and break down tissue for easy biodegradation. Natural formulation digests waste, tissue, fats and proteins. Activates only in the presence of material requiring digestion. Advanced formula is stable, with a long shelf life and is not temperature sensitive. Also contains a buffering

agent to prevent acid formation and septic odors. This product harnesses the natural process by which nature digests waste. Environmentally friendly and biodegradable. Fresh pine scent. Just one drop-in treats up to a 40 gallon tank.

Item#	Scent	Pack	Case
3998	Pine	10	4

New RV TOILET TREATMENT DROP-INS™



- Extra strength formula eliminates odors and helps break down waste in the RV holding tank for up to 7 days
- Just one Drop-IN treats up to a 40 gallon tank
- Does not contain the toxic, formaldehyde-releasing ingredient bronopol
- RV and marine approved; safe for all septic tanks
- 15 Drop-INS per bag

Item#	Scent	Pack	Case
3997	Orange	15	4
3999	Lavender	15	4

BATHROOM STARTER KITS



4013



4014



4013: (2) 2-Ply Toilet Tissue Rolls, (6) Tank Deodorant packets
4014: (1) 4 Pack of 2-Ply Toilet Tissue, (6) Tank Deodorant packets

Item#	Description	Case
4013	2 Roll Kit	10
4014	4 Roll Kit	6

New RV SEWER HOSE KIT



- Kit includes two 10' 18 mil super heavy-duty HTS vinyl sewer hoses with pre-attached swivel fittings, a bonus clear extender so you can see when your tank is empty, plus two bayonet and two lug end caps for storage
- Fittings swivel 360° for easy connecting and disconnecting
- The included 4-in-1 adapter is compatible with 3" slip or 3", 3½" and 4" NPT threaded sewer connection
- Easily stores in 4" square bumpers when 4-in-1 adapter is removed

Item#	Length	Case
6020	20'	2

New RV SEWER HOSE SUPPORT



In use

15' Plastic Sewer Hose Support is sturdy and lightweight. Plastic support with strong snap-fit hinges has deep cradles to hold sewer hose in place without straps. No staples to rust.

Easily positions around obstacles and stays where you put it. Won't creep closed. Convenient handle makes storage even easier. The bottom of the support cradle is 7.25" high at its highest point and 4" high at its lowest point. Patented.

Item#	Length	Case
6030	15'	1

TANK MONITORING SYSTEM



Monitors 3 holding tanks with digital accuracy. "Field Effect" sensors mount on the outside of any polyethylene or polypropylene tank up to 10mm thick. Great for fresh, gray or black water tanks. Monitor panel reads level for each tank.

- Includes display panel, interface module, 4-sensor wire harness, and 20' communication cable
- No leak paths! (Externally mounted system)
- Plug and go installation
- No adverse effects from temperature, humidity, or vibration

Not for use with metal holding tanks or in fuel / oil applications
LPG sensor not included. Reads the signal supplied from the OEM LPG tank

Item#	Case
4214	1

AQUA JET WPS WATER PRESSURE PUMP



These 5-chamber diaphragm pumps feature dramatically lower noise and water pulsation compared to 3- or 4-chamber designs. They are self-priming to 6.5' (8.2' for 5.2 gpm model), have an integrated pressure switch and can run dry without damage. Use an inlet strainer before pump intake. Accumulator tanks are recommended.

Connections for 3/8" NPT, 1/2" hose and 1/2" NPT, 3/4" hose.

Item#	GPM	Volts	Amps	Case
4210	2.9	12	7.5	4
4211	3.5	12	7.5	6
4212	4.0	12	9	6
4213	5.2	12	12.5	4

AQUA JET FLOW MASTER WATER PRESSURE PUMP



The ideal choice for pressurizing water in a closed system. The digital controller adjusts water flow as the demand is increased and decreased while maintaining a very smooth flow. The unique variable flow feature allows the pump to be mounted without an accumulator tank and still maintain an even flow regardless if one or multiple taps are being used. Connections: 3/8" NPT/hose 1/2", 1/2" NPT / hose 3/4", 1/2" NPT / hose 3/4", 1/2" CTS.

Item#	GPM	Volts	Case
4217	5	12	6

WPS WATER PUMP & FAUCET COMBO



- Includes 1.1 GPM pump and chrome plated brass faucet
- Faucet includes compression fitting hardware
- Integrated 35 psi shutoff pressure switch
- Low power consumption
- Quiet operation and self priming

Item#	Case
4216	1

New WATER PRESSURE REGULATOR



- Durable brass
- Helps protect RV and boat appliances, plumbing fixtures, and hoses from high-pressure city water
- Attaches easily with 3/4" garden hose threads
- Durable lead-free brass construction that is drinking water safe
- Reduces water pressure to a safe and consistent 40-50 PSI of pressure
- Compliant with all federal and state level low lead laws. CSA low lead content certified to NSF/ANSI 372

Item#	Ports	Rating	Case
4218	3/4" GHT	40-50 psi	6

New DRINKING WATER HOSE



- Made with NSF certified hose; drinking water safe
- Reinforced for maximum kink resistance
- Hose is made of PVC and is BPA free
- Compliant with all federal and state level low lead laws. CSA Low Lead Content Certified to NSF/ANSI 372

Item#	ID	Length	Case
4230	1/2"	25'	6

ELECTRICAL

CHARTLIGHT/CIGARETTE LIGHTER



12V. Quick connect wires. Plate Size: 2" x 1 1/2". Clearance behind dash: 2 1/4". 10A @ 12V.

Item#	Description	Case
3081	Stainless steel	12
3082	Chrome plated	12

DECK CONNECTOR



Water-tight chrome plated brass. Brass double contacts supplied complete with black plastic threaded knurled cap and chain. Insures positive watertight fitting. Fasten with #6 screws. Flange diameter 1 1/2". Overall length: 2 3/4". 3A @ 12V.

Item#	Case
3015	12

DECK CONNECTOR



Water-tight chrome plated brass. 1 1/2" dia. chrome plated brass flange with waterproof plastic snap-on cover. Two pin double contact socket and plug. Plug has protective black plastic boot. Fasten with #4 screws. 3A @ 12V.

Item#	Case
3014	12

DUAL USB POWER ADAPTER



- Use with: Mobile Phones, iPad, iPod and Phones, MP3/4, Digital Camera, etc.
- LED indication light
- Plugs into most cigarette lighters or 12V accessory outlets to allow use of up to 2 USB devices

Item#	Input	Output	Case
3080	12-24V	5V DC/2 Amps	12

KEY: Blue Item # = New

ACCESSORY PLUG AND SOCKET



Nickel plated phosphor bronze and nylon. Will accept all other cigarette lighter type units. Equipped with weather seal cover and gasket. 10A @ 12V.

Item#	Description	Size	Case
3073	Plug & Socket		12
3074	Socket Only	2 1/4" L x 1 1/4" W x 1 1/8" D	10
3075	Plug Only		12

DUAL POWER OUTLET



Converts any 12V cigarette lighter socket to dual power outlet. LED light indicates power. Fuse included.

Item#	Case
3079	8

SAFE-MATE™ BATTERY CONNECTOR



Safe-Mate™ Industrial Battery Connectors are for use on battery powered equipment such as service vehicles, battery operated fork lifts, pallet jacks, sweepers, golf carts, etc. These connectors have a self-mating design, two of the connectors mate together.

- High impact polycarbonate housing resists breakage
- Silver plated copper contacts provide maximum current flow
- Stainless locking springs secure contacts in place
- UL listed for 600 volts

Item#	Cable Size	Color	Case
5013	4 GA	Gray	5
5014	1/0	Gray	5

BATTERY TERMINAL COVER



Contains 1 red and 1 black protector boot. Accommodates battery terminals w/o wing nut.

Item#	Type	Cable Size	Pack	Case
3065	Standard	2-2/0	1 pr.	12

CAST LEAD EMERGENCY BATTERY TERMINAL



Epoxy coated lead alloy terminals fit positive or negative posts. The universal design holds a cable or a strap. Removable plate for easy assembly.

Item#	Cable Size	Color	Pack	Case
5107	6 to 2/0	Black	Bulk	10
5108	6 to 2/0	Red	Bulk	10

ACCESSORY SOCKET WITH BATTERY CLIP



Brass and plastic construction accessory plug for use directly with the battery. Accepts most type cigarette lighter plugs. 12V.

Item#	Length	Amps	Case
3076	12' of 18 gauge wire	50	12

COILED EXTENSION CORD



- Used to add extra length to spotlight and accessory cords
- 12V-5A
- 150W
- 10' black coiled extension cord

Item#	Case
3078	12

BATTERY TERMINAL- POST TOP STYLE



Environmentally friendly, 100% copper battery terminal. The post top design is manufactured with the highest quality C11000 ETP copper and is completely lead free and RoHS compliant - making it exempt from CA Proposition 65 requirements.

- Maximum Conductivity (101% IACS at 68F)
- Tin Plated for Corrosion Resistance
- Provided with Nut and Bolt Installed
- Exceeds SAE Standard J-1811
- Color Coded, Die Coded

Item#	Description	Cable Size	Material	Case
5075	Negative	4	Copper	12
5076	Positive	4	Copper	12
5077	Negative	1/0	Copper	12
5078	Positive	1/0	Copper	12
5079	Negative	2/0	Copper	12
5080	Positive	2/0	Copper	12

BATTERY BOX



Meets ABYC standard E-10 and USCG spec 183.420. Black molded high density polyethylene. Protects battery and area around battery from acid spills. Lid is designed to allow easy access around battery cables and wires. Complete with hold down strap and mounting hardware.

Item#	Fits	Size	Case
3090	Group 24	10 1/2" L x 7 3/4" W x 10" H	6
3092	Group 27	14" L x 7 3/4" W x 10" H	3

BATTERY TRAY



For keeping batteries in place. Complete with stainless steel hold down rods, nuts & washers.

Item#	Fits	Size	Case
3088	Group 24	ID: 11" x 7 1/8" x 1 1/4"	12
3089	Group 27	ID: 12 5/8" x 7 1/4" x 1 1/4"	12
3091	Group 29	ID: 13" x 7 1/8" x 1"	12

BATTERY OR TIE-DOWN STRAP



Polypropylene webbing. Ideal for securing battery boxes and other equipment. Complete with brackets and stainless steel screws.

Item#	Color	Size	Case
3096	Black	1 1/2" x 42"	12

MAIN BATTERY SWITCH



Ignition protected. Use as main disconnect switch. Red plastic housing with large black plastic knob. For use with systems under 50V - 250A continuous / 360A intermittent. Made in the USA.

Item#	Size	Case
3017	5 1/4" Dia. x 2 5/8"	12

BATTERY SELECTOR SWITCH



Ignition protected. Four position without lock. For use with two or more batteries. For systems under 50V. Permits selection between batteries for starting and charging or operation of both in parallel. 160A continuous / 210A intermittent.

Item#	Size	Case
3016	5 1/4" Dia. x 2 5/8"	12

BATTERY SELECTOR SWITCH



Ignition protected. Four position without lock. For use with two or more batteries. For systems under 50V. Permits selection between batteries for starting and charging or operation of both in parallel. 160A continuous / 210A intermittent.

Item#	Size	Case
3018	5 1/4" Dia. x 2 5/8"	12

CIRCUIT TESTER



Used to locate grounds, open circuits and shorts. Can be used with 6V or 12V systems. 36" wire with alligator clips.

Item#	Case
3077	12

BATTERY CLIP



For use with all battery operated electrical devices. Copper plated. 1" jaw opening. 3" long.

Item#	Amps	Pack	Case
3066	50	1 pr.	12

MINI LITHIUM-ION JUMP-STARTER



Jump starts most engines up to 6L V8 and gives a FAST charge for electronic devices. Patented technology keeps the battery charged longer and ready to provide power when needed. LCD display for easy to read operation. Expect 8-10 years of battery life under normal conditions. Built in LED flash light (3 Modes - High, slow flash, fast flash). Features Smart Cables which protect against reverse polarity, short circuit, overheating and over discharge.



- **Charging Times:** 110V Wall Charger (4 hrs) & 12V Auto Charger (8 hrs)
- **Cycle Life:** 1,000 Cycles @ 80% depth of discharge
- **Temperature Range:** -4°F to +140°F, (-20°C to +60°C)
- **Includes:** Jump-Starter, Smart Cables, 4-in-1 Mobile Adapter, Car Charger, Laptop Adapters, AC Power Adapter and Zipper Case.

Item#	Volts	Amps	Size	Weight	Case
3097	9V-14.4V	600	6.25" L x 3" W x 1.25" H	1 lb.	10

LITHIUM-ION JUMP-STARTER



Works on 12V systems on gas engines up to V10 and diesel up to 4.0L and gives a FAST charge for electronic devices. Patented technology keeps the battery charged longer and ready to provide power when needed. LCD display for easy to read operation. Expect 8-10

years of battery life under normal conditions. Built in LED flash light (3 Modes - High, slow flash, fast flash). Features 8 gauge Smart Cables which protect against reverse polarity, short circuit, overheating and over discharge.

- **Charging Times:** 110V Wall Charger (4 hrs) & 12V Auto Charger (8 hrs)
- **Cycle Life:** 1,000 Cycles @ 80% depth of discharge
- **Temperature Range:** -4°F to +140°F, (-20°C to +60°C)
- **Includes:** Jump-Starter, Smart Cables, 4-in-1 Mobile Adapter, Car Charger, Laptop Adapters, AC Power Adapter and Hard Plastic Case.

Item#	Volts	Amps	Size	Case
3108	9V-14.4V	1000	7" L x 3.5" W x 1.4" H	10

DUAL WALL HEAT SHRINK TUBING



Ideal for a variety of applications including automotive, truck, and marine. The Dual Wall Heat Shrink tubing is a flexible polyolefin material, and an alternative to heavy wall tubing for light duty applications and provides environmental and flame retardant protection for electrical and electronic connections.

Item#	Size	Color	Pack	Case
5062	1/8" x 3"	Black	3	10
5063	3/16" x 3"	Black	3	10
5005	3/16" x 48"	Black	1	5
5006	3/16" x 48"	Red	1	5
5064	1/4" x 3"	Black	3	10
5054	1/4" x 6"	Black	4	10
5007	1/4" x 48"	Black	1	5
5056	1/4" x 6"	Red	4	10
5008	1/4" x 48"	Red	1	5
5065	3/8" x 3"	Black	3	10
5055	3/8" x 6"	Black	4	10
5057	3/8" x 6"	Red	4	10
5066	1/2" x 3"	Black	3	10
5067	3/4" x 3"	Black	3	10
5009	3/4" x 48"	Black	1	5
5010	3/4" x 48"	Red	1	5

HEAVY WALL HEAT SHRINK TUBING



Rigid heavy wall polyolefin with a 3:1 shrink ratio provides the highest strain relief, abrasion and corrosion resistance for maximum protection in the harshest environments. Flame retardant heavy wall tubing meets MIL Spec 23053/15 Class 1 requirements for flame retardancy.

Item#	Size	Color	Pack	Case
5071	3/4" x 1 1/2"	Black	4	10
5072	3/4" x 1 1/2"	Red	4	10
5073	1 1/4" x 1 1/2"	Black	4	10
5074	1 1/4" x 1 1/2"	Red	4	10

Assorted Color Packs

5137	3/4" x 3"	(1) Blk, Red & Wht. (2) Yel.	5	5
5138	3/4" x 3"	(1) Blk, Red, Wht. & Yel.	4	4

HEAT SHRINK RING TERMINAL



Heat shrink ring terminals have dual wall tubing with an adhesive lining that provides a waterproof seal with durable abrasion resistance and unequalled strain relief. The brazed seam rings will not split open under the most extreme installation and operating conditions.

Item#	Wire Range	Stud	Color	Pack	Case
5116	22-18	#6	Red	25	10
5140	22-18	#8	Red	3	10
5117	22-18	#8	Red	25	10
5141	22-18	#10	Red	3	10
5118	22-18	#10	Red	25	10
5119	22-18	1/4"	Red	25	10
5142	16-14	#8	Blue	3	10
5120	16-14	#8	Blue	25	10
5143	16-14	#10	Blue	3	10
5121	16-14	#10	Blue	25	10
5122	16-14	1/4"	Blue	25	10
5144	16-14	5/16"	Blue	3	10
5123	16-14	5/16"	Blue	25	10
5015	16-14	3/8"	Blue	3	10
5124	16-14	3/8"	Blue	25	10
5146	12-10	#8	Yellow	3	10
5125	12-10	#8	Yellow	25	10
5147	12-10	#10	Yellow	3	10
5126	12-10	#10	Yellow	25	10
5127	12-10	1/4"	Yellow	25	10
5148	12-10	5/16"	Yellow	3	10
5128	12-10	5/16"	Yellow	25	10
5016	12-10	3/8"	Yellow	3	10
5129	12-10	3/8"	Yellow	25	10

STEP DOWN HEAT SHRINK BUTT CONNECTOR



Designed for connecting different wire gauges. The gauge is marked on each end of the connector and also displays a corresponding color band. 99.9% Pure copper with seamless tube, tin plated. Proprietary nylon/polyolefin 3:1 shrink ratio tubing with adhesive lining provides maximum clarity for wire inspection purposes, faster shrink times and improved abrasion resistance. Simply insert the wire, crimp and heat shrink for a complete environmental seal.

Item#	Wire Range	Color	Pack	Case
5112	16-14 to 22-18	Blue w/Red Band	10	10
5113	12-10 to 16-14	Yellow w/Blue Band	10	10
5114	8 to 12-10	Red w/Yellow Band	10	10

Assorted Pack

5139	22-18, 16-14, 12-10	Red, Blue, Yellow	10	5
------	---------------------	-------------------	----	---

HEAT SHRINK INSULATED QUICK DISCONNECT



Heat shrinkable quick disconnect terminals. 99.9% Pure copper with butted seam barrel, tin plated. Clear polyolefin 3:1 shrink ratio tubing with adhesive lining provides maximum clarity for wire inspection purposes. Simply insert the wire, crimp and heat shrink for a complete environmental seal.

Item#	Wire Range	Connection	Color	Pack	Case
5130	22-18	Female	Red	25	10
5131	22-18	Male	Red	25	10
5132	16-14	Female	Blue	25	10
5133	16-14	Male	Blue	25	10
5134	12-10	Female	Yellow	25	10
5135	12-10	Male	Yellow	25	10

HEAVY DUTY TIN PLATED LUG



99.9% pure copper, tin plated battery lugs. The seamless pad provides ultimate performance in strength, conductivity and corrosion resistance. UL Listed/ CSA Certified.

Item#	Cable Size	Stud	Pkg.	Case
5021	8	#10	2	10
5022	8	1/4"	2	10
5023	8	5/16"	2	10
5024	8	3/8"	2	10
5025	6	1/4"	2	10
5026	6	5/16"	2	10
5027	6	3/8"	2	10
5028	4	5/16"	2	10
5029	4	3/8"	2	10
5030	2	5/16"	2	10
5031	2	3/8"	2	10
5032	1	5/16"	2	10
5033	1	3/8"	2	10
5034	1/0	5/16"	2	10
5035	1/0	3/8"	2	10
5036	2/0	5/16"	2	10
5037	2/0	3/8"	2	10
5038	3/0	5/16"	2	10
5039	3/0	3/8"	2	10
5040	4/0	5/16"	2	10
5041	4/0	3/8"	2	10

WATERPROOF WIRING KIT WITH ZIP-CASE & TOOLS



The Waterproof Wiring kit is a convenient zippered soft sided 6 compartment carrying case featuring the most popular assortment of heat shrink wiring terminals.

Turbo Lite II Mini Torch ships without fuel

QTY	Item #	Description	Specs
1	5002	Butt Splice	16-14, BL
1	5017	Butt Splice	22-18, RD
1	5020	Butt Splice	12-10, YL
20	5043	Crimp Tool	22-10 Range
15	5058	Mini Torch	-
20	5068	7 in 1 Tool	18-10 Range
20	5118	Ring Term.	22-18, RD, #10 stud
20	5121	Ring Term.	16-14, BL, 1/4" stud
15	5126	Ring Term.	12-10, YL, 1/4" stud

Item#	Case
5115	1

COPPER STARTER LUGS



99.9% Pure Copper starter lugs. The seamless pad provides the ultimate performance in strength, conductivity and corrosion resistance. UL Listed / CSA Certified.

Item#	Cable Size	Stud	Pack	Case
5082	8	#10	15	10
5083	8	1/4"	15	10
5084	8	5/16"	15	10
5085	8	3/8"	15	10
5086	6	1/4"	15	10
5087	6	5/16"	15	10
5088	6	3/8"	15	10
5089	4	5/16"	15	10
5090	4	3/8"	15	10
5091	2	5/16"	15	10
5092	2	3/8"	15	10
5093	1	5/16"	15	10
5094	1	3/8"	15	10
5095	1/0	5/16"	15	10
5096	1/0	3/8"	15	10
5097	1/0	1/2"	15	10
5098	2/0	5/16"	15	10
5099	2/0	3/8"	15	10
5100	2/0	1/2"	15	10
5101	3/0	5/16"	15	10
5102	3/0	3/8"	15	10
5103	3/0	1/2"	15	10
5104	4/0	5/16"	15	10
5105	4/0	3/8"	15	10
5106	4/0	1/2"	15	10

CRIMP 'N SEAL BUTT SPLICE HEAT SHRINK



26-22 GA 22-18 GA 16-14 GA 12-10 GA 8 GA

Crimp 'N Seal heat shrink connectors feature Seamless Tubular Splices which insure mechanical and electrical integrity under severe conditions and can be crimped on any side with maximum Performance Up to 600 volts, 90° C.

Item#	Wire Range	Color	Pack	Case
5000	24-22	Green	100	1
5017	22-18	Red	3	10
5001	22-18	Red	100	1
5018	16-14	Blue	3	10
5019	16-14	Blue	25	10
5002	16-14	Blue	100	1
5020	12-10	Yellow	3	10
5003	12-10	Yellow	100	1
5004	8	Red	100	1

COOL SEAL® BUTT SPLICE



22-18 GA 16-14 GA 12-10

Cool Seal is a heatless, solderless terminal that utilizes revolutionary anaerobic sealant technology that installs in a fraction of the time to comparable heat seal connectors. Simply strip the wire and crimp, activating the sealant, to

create an environmentally sealed connection. The innovative new sealant prevents the ingress of moisture and air, the nylon insulation provides maximum abrasion and puncture resistance, while the seamless, 99.9% ETP copper connector offers optimal electrical conductivity. Requiring no heat, the Cool Seal will reduce overall costs by eliminating the need for torches or heat guns, reducing installation time and improving productivity.

Item#	Wire Range	Color	Pack	Case
5109	22-18	Red	25	10
5110	16-14	Blue	25	10
5111	12-10	Yellow	25	10

3-TO-1- HEAT SHRINK DISPLAY



Contains popular sizes of Heat Shrink- Butt connectors, Ring terminals and tubing. Wire frame display includes: (1) small FulTyme RV sign, (2) Header sign clips, (24) 6" Plastic wire hooks and (24) Reorder Tags.
5137: Contains (1) WH, BK, RD, (2) YL tubes
5138: Contains (1) YL, WH, BK, RD tubes
5139: Contains (3) 22-18, (4) 16-24, (3) 12-10 GA splices

Packs/Kit	Item #	Description	Specs
10	5062	Tubing w/sealant	1/8" x 3", BK
10	5063	Tubing w/sealant	3/16" x 3", BK
10	5064	Tubing w/sealant	1/4" x 3", BK
5	5065	Tubing w/sealant	3/8" x 3", BK
5	5066	Tubing w/sealant	1/2" x 3", BK
5	5137	Tubing w/sealant	3/8" x 3", Mixed Colors
5	5067	Tubing w/sealant	3/4" x 3", BK
4	5138	Tubing w/sealant	3/4" x 3", Mixed Colors
10	5017	Butt Splice	22-18
10	5018	Butt Splice	16-14
10	5020	Butt Splice	12-10
5	5139	Butt Splice	Mixed Gauges
10	5140	Ring Term.	22-18, #8 Stud
10	5141	Ring Term.	22-18, #10 Stud
10	5142	Ring Term.	16-14, #8 Stud
10	5143	Ring Term.	16-14, #10 Stud
10	5144	Ring Term.	16-14, 5/16" Stud
10	5015	Ring Term.	16-14, 3/8" Stud
10	5146	Ring Term.	12-10, #8 Stud
10	5147	Ring Term.	12-10, #10 Stud
10	5148	Ring Term.	12-10, 5/16" Stud
10	5016	Ring Term.	12-10, 3/8" Stud
2	5068	Crimping Tool	22-10, Multi-purp.
4	5058	Mini Torch	-

Item#	Case
5136	1

POLYETHYLENE SPLIT LOOM



- Thick wall offers superior crush-resistance and a tight seam enclosure
- Temperature rating: -15° F to 195° F (-26° C to 90° C)
- Flexible cable routing and easy break-out
- Rounded edges prevent cutting cable insulation

Item#	Size	Case
5045	1/4" x 50'	10
5049	1/4" x 500'	10
5046	3/8" x 50'	10
5050	3/8" x 300'	10
5047	1/2" x 50'	10
5051	1/2" x 200'	10
5048	3/4" x 50'	10
5052	3/4" x 100'	10
5053	1" x 100'	10

MULTI-PURPOSE CRIMP TOOL



- Comfort grips
- Wire cutters
- Spring loaded action for multiple crimps
- Safety lock mechanism
- Constructed with heavy duty steel
- Holes for wire bending and wire positioning
- Weighs only 7oz.
- Bolt cutters cut five common sizes 4-40, 6-32, 8-32, 10-24, 10-32

Item#	Wire Range	Case
5068	22-10 AWG	1

KEY: Blue Item # = New

HEAVY DUTY CRIMPING TOOL



Features Include:

- 6 GA. – 250 MCM Range, accommodates popular sizes
- Diamond-shaped crimp completely compresses cable to form solid mass assuring low resistance connection
- Compound action exerts five tons of force for complete crimps
- Built-in dies, so there's no detached dies to purchase or lose
- Rotating dies quickly adjust setting to accommodate various terminals and lugs
- Comfortable grip improves your grip and eases hand fatigue
- Length 25" Weight 5.9 Lbs. Color – Red & Black

Item#	Case
5042	1

CONTROL CYCLE CRIMPING TOOL



Features Include:

- UL listed & CSA certified for use with Crimp 'N Seal® heat shrink terminals
- Precision dies are color-coded to industry standards for an accurate crimp each time
- Ratchet mechanism ensures a proper crimp each time by not releasing until cycle is complete
- Compound action delivers maximum crimp force with minimal effort
- Cushion grip handles ease strain on hands

Item#	Wire Range	Case
5043	22-10 GA	1
5044	26-14 GA	1

PLASTIC WIRE COVER



Gives vehicle that finished look. Covers unsightly wire pass-thru holes. Made of durable black plastic that will not corrode. Covers holes up to 1 1/4" in diameter.

Item#	Hole	Pack	Case
3084	Up to 1 1/4"	1 pr.	12

ROCKER SWITCH



- Snap mount thermo-plastic housing
- 12V - 15A
- Fits panels up to 3/4" thick
- Overall size: 1 3/4" x 1 5/8"
- Cut-out size: 1" x 3/4". With plug-in type terminals

Item#	Positions	Terminals	Case
3020	On/Off	2	12
3021	On (Red)/Off	3	12
3022	On-Off-On	6	12
3023	On (Red)/Off/On (Red)	6	12

TURBO LITE II MINI TORCH



Provides a 2400°F pinpoint blue flame that can easily handle applications such as heat shrink terminals and heat shrink tubing.

- Piezo Waterproof /Windproof Ignition System - wet & windy environments are no problem
- Convenient Twist Flame Adjustment - set the flame the way you want it
- Refillable Translucent Fuel Tank - takes the guess work out of when to refill
- Compact & Powerful - thousands of everyday applications

Item#	Size	Color	Case
5058	2.8" H X 0.8" W	Charcoal	1

INDICATOR LIGHT



Red indicator lights with 6" leads. Use as 14V warning light

- 3010: For use as warning light in panels
- 3011: Use as visual warning of engine/bilge problems

Item#	Description	Size	Case
3010	LED	3/4"	12
3011	Incandescent (with 4V bulb)	5/8"	12

PROFESSIONAL HEAVY DUTY BUTANE POWER TORCH



This durable tool provides a dependable and powerful heat source for almost any application where a controlled flame is required. No shop should be without it.

Features Include:

- Brass and Steel Construction, no tool is tougher
- Dual Gas and Air Flame Controls adjust temperature and flame precision to fit your application
- 2500° F Torch output, one tool for every job
- Unique safety lock prevents accidents
- Removable Base for safe hands-free operation in both the vertical and horizontal position
- Tool ships without fuel

Item#	Size	Color	Case
5081	3.9" L x 1.4"W x 5.4" H	Black	1

MANUAL CIRCUIT BREAKER



- 12/24V DC
- Type III manual reset
- Plastic body with molded mounting brackets
- Two 10/32 threaded studs
- Push to reset
- Ideal for trolling motor installation

Item#	Amps	Case
3038	20	12
3039	30	12
3040	40	12
3041	50	12
Opt. Accy. 3067	Description Breaker Bracket	Case 12

CIRCUIT BREAKER



3042

3047


Push to reset. Calibrated and tested. Single pole circuit breakers. A proven "Snap-Acting" bi-metallic thermal sensing mechanism used to interrupt current flow. Manual push to reset reinstates current flow

Max panel thickness : 1/4", 3/8" hole.
1/2" W x 1 1/4" H x 1 1/2" D.

Note: Clear Breaker Boot (3019) does not fit the 90° blade breaker

Item#	Description	Amps	Case
3042	Straight Blades	5	12
3043	Straight Blades	10	12
3044	Straight Blades	15	12
3045	Straight Blades	20	12
3046	Straight Blades	30	12
3047	90° Angle Blades	5	12
3048	90° Angle Blades	6	12
3049	90° Angle Blades	8	12
3050	90° Angle Blades	10	12
Opt. Accy. 3019	Description	Pack	Case
	Clear Breaker Boot	1 pr.	12

SEMI-FLEX SOLAR PANELS



3104

3105

3106

3107

Monocrystalline panels are the most efficient solution over all models at converting sunlight to electricity. Since these panels are more efficient you need fewer of them and, if you have limited space, these may be a great option. Works with cars, SUVs, boats, ATVs and more. Weather, water and corrosion resistant. Wafer thin, lightweight and unbreakable with a protective plastic film coating. Can mold to a curved surface and is flexible up to 20°. Temporary installation with included suction cups.

3104, 3105: Includes: alligator clips (connect to battery), 12V DC plug, suction cups. Features a blue LED light on the control box indicating voltage production.

3106, 3107: Include suction cups only. **Solar Charge Controller required** (sold separately - Model 3101)

Item#	Volts	Size	Watts	Case
3104	12	5.08" x 11.26" x 0.07"	3	6
3105	12	7.09" x 13.31" x 0.07"	5	4
3106	12	14.65" x 14.65" x 0.07"	15	4
3107	12	11.13" x 22.2" x 0.07"	25	10



TERMINAL BLOCK



3060

3061

3062

3063

Corrosion resistant construction. Moisture repellent bakelite insulator base. Solid brass bus bar. Brass 1/4" dia. stud terminals and hex nuts. Brass #8-32 terminal screws.

Item#	Gang	Size	Case
3060	4	4" L x 1 1/8" W x 1 1/8" H	12
3061	6	4 3/8" L x 1 1/8" W x 1 1/8" H	12
3062	8	5 1/2" L x 1 1/8" W x 1 1/8" H	12
3063	10	6 3/4" L x 1 1/8" W x 1 1/8" H	12

TERMINAL BLOCK



3058

3059

Molded plastic base with brass hardware. 30A @ 12V.

Item#	Gang	Size	Case
3058	4	3" L x 1 1/2" W x 3/8" H	12
3059	6	4 1/2" L x 1 1/2" W x 3/8" H	12

TERMINAL BLOCK



Item#	Gang	Size	Case
3064	10	5 3/4" L x 1 1/4" W x 1 1/2" H	12

Corrosion resistant construction. Moisture repellent bakelite insulator base. Solid brass bus bar. Brass 1/4" dia. stud terminals and hex nuts. Brass #8-32 terminal screws.

FUSE AND JUNCTION BLOCK



3053

3054

Heavy duty base. Brass fuse clips and contacts with #8-32 screws. For SFE 20A or 3AG series fuse.

Item#	Gang	Size	Case
3053	4	2 3/4" L x 2 3/4" W x 5/8" H	12
3054	6	4 1/4" L x 2 3/4" W x 5/8" H	12

FUSE AND TERMINAL BLOCK



4 Gang

6 Gang

8 Gang

Heavy duty molded base. Brass clips and contacts with common buss bar. Use SFE 20A or 3AG series fuse. Each buss bar has one #8-32 x 3/4" stud with two hex nuts.

Item#	Gang	Size	Case
3055	4	3 1/2" L x 3" W x 3/4" H	12
3056	6	4 1/2" L x 3 1/4" W x 7/8" H	12
3057	8	6" L x 3 1/4" W x 7/8" H	12

ATO/ATC FUSE BLOCK



3051

3052

Heavy duty black plastic molded base with ground bar. 30A @ 12V DC.

Item#	Gang	Size	Case
3051	6	3 3/4" L x 3 5/8" W x 1 3/8" H	12
3052	10	5" L x 3 5/8" W x 1 3/8" H	12

FUSE HOLDER



Watertight In-Line. Molded of heat resistant non-breakable plastic. "Push together" type is watertight.

3030, 3031, 3032: Has spare fuse compartment. Supplied with two nickel plated brass fuses.
3033, 3035, 3034: Supplied with nickel plated brass fuse. Fits 1/4" x 1 1/4" fuses. 8" Wire

Item#	Description	Gauge	Fuse	Case
3030	Holder w/spare	16	10A	12
3031	Holder w/spare	14	20A	12
3032	Holder w/spare	10	30A	12
3033	Holder	16	10A	12
3035	Holder	14	20A	12
3034	Holder	10	30A	12

FUSE HOLDER



In-Line, heavy duty. Accommodates a variety of sizes. 6V and 12V application. Fuse not included.

Item#	Gauge	Fuse	Case
3027	16	20	12

FUSE HOLDER



In-Line, heavy duty holder with 4 1/2" of orange wire leads. Fuse included.

Item#	Gauge	Fuse	Case
3026	12	30A	12

FUSE HOLDER



Panel mount. For 1/4" x 1 1/4" fuses. (fuses not included), with bayonet-type knob spring pressure contact. Complete with gasket and nut. For panels through 5/16".

Item#	Case
3024	12

FUSE HOLDER



Panel mount. Square face panel mount fuse holder. Accepts up to 10A fuses.

Item#	Case
3025	12

ATO/ATC FUSE HOLDER



Water tight. Extra heavy duty weatherproof fuse holder with wire leads for easy hook-up. Fuse not included.

Item#	Gauge	Fuse	Case
3028	12	Up to 30A	12

IN-LINE WATERPROOF FUSE HOLDER



Watertight. Yellow neoprene fuse holder is waterproof and is to be used with AGC fuse. Sold in pairs.

Item#	Fuse	Pack	Case
3029	20A	1 pr.	12

IN-LINE FUSE HOLDER/ATO-ATC



Water resistant. Easy to install, easy to change ATO-ATC fuse holder. Used in most recreational vehicles. Comes with cap to seal out moisture. Brass electrical contacts. Fuse included.

Item#	Gauge	Fuse	Case
3036	16	10A	12
3037	12	30A	12

LIGHTING

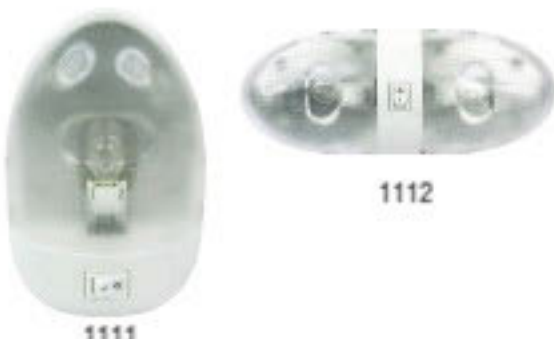
PORTABLE READING LIGHT WITH FAN



- Mount with clamps for portability
- Includes coil cord with male plug, reading light and fan w/separate switches; replaceable bulb (912)
- Polycarbonate lens and plastic housing
- 12.8VDC - 1.3A (fan and light)

Item#	Size	Case
1108	8 1/2" x 5 5/8" x 2 7/8"	6

AERO INTERIOR LIGHT



- On/Off switch
- Surface mt with switch (CSA)
- Lights with snap-on lens and replaceable bulb
- Hard wired with separate ground wire
- Polycarbonate lens, plastic housing

Item#	Description	Size	Amps	Case
1111	Single Light	6 3/8" x 4 1/8" x 1 3/4"	1.3A	6
1112	Double Light	10 1/4" x 4 1/8" x 1 3/4"	1.4A	6

EURO INTERIOR CEILING LIGHT



- On/Off switch
- Surface mt with switch (CSA)
- Lights with snap-on lens and replaceable bulb
- Hard wired with separate ground wire
- Acrylic lens and plastic housing

Item#	Description	Size	Amps	Case
1109	Single Light	7" x 4 1/4" x 1 3/16"	.5A	6
1110	Double Light	12" x 4 1/4" x 1 27/32"	1.4A	6



LED INTERIOR LIGHT



- On/off switch
- Bright white light for interiors and work spaces (~3150K)
- Lights with snap-on lens
- LEDs use 90% less energy
- Hard wired with separate ground wire
- Surface mt with switch (CSA)
- Polycarbonate

Item#	Description	Size	Lumens	LEDs	Amps	Case
1113	Single Light	6 ³ / ₈ " x 4 ¹ / ₄ " x 1 ² / ₃₂ "	407lm	9	.3A	6
1114	Double Light	10 ⁹ / ₃₂ " x 4 ¹ / ₄ " x 1 ² / ₃₂ "	815lm	18	.6A	6

LED INTERIOR LOW PROFILE LIGHT



- Surface mount ceiling light with On/Off switch
- Low profile design - only 1" thick
- Color temperature 4500K - bright white illumination
- Hard wired with separate ground wire

Item#	Size	Lumens	LEDs	Amps	Case
1171	6.3" W x 4" H x 1" D	140	14	.3A	10

LED AWNING LIGHT



11" White LED awning light, no switch, white end caps, 9 Diodes. Raw output: 189 lumens, Effective output: 171 lumens.

- Low profile awning mount light w/ wedge base directs light at a 45° angle
- Hard wired design includes both lead and ground wires
- Sealed, waterproof
- Polycarbonate lens and housing
- 12.8VDC - .150A

Item#	Color	Size	Case
1101	White	11 ⁵ / ₈ " X 1 ¹ / ₂ " X 1 ¹ / ₈ "	6

WATERPROOF LED SPOTLIGHT



- Durable water-resistant design
- Housing is strong ABS material
- Cree LED
- 3 Light Modes: 100% / 50% / Flash
- Uses 4 AA batteries (not included)
- Folding hanger on top of the light and wrist strap on handle

Item#	Color	Volts	Watts	Case
3120	Yellow/Black	12	5	10

TEARDROP LED MINI-LANTERN



- Portable, durable and lightweight
- Open hook hanger
- Weather resistant
- 100,000 Hours bulb life
- White light
- 3 light modes: 100% / 50% / Flashing
- Batteries included

Item#	Color	Case
3121	Green	50
3122	Orange	50

LED MAGNETIC C.O.B. STRIP WORKLIGHT



CHIP ON BOARD LED is a group of LED chips that make an intense bright light. The light is wide and much brighter than standard LED's. Purchase 12 and receive a display box. 180° Rotating clip with magnet and flip-up hook allows the light to be mounted anywhere for handsfree use. Constructed of tough water resistant ABS plastic case. LED life is over 110,000 hours and includes (3) AAA batteries.

Item#	Color	Lumens	Case
3119	Yellow	120	12

LED SEALED UTILITY LIGHT



- Raw output: 224 lumens, Effective output: 168 lumens
- Sealed & waterproof
- Compact, surface mount design
- Includes both lead and ground wire
- CSA certified for use in sleeping quarters
- Snap-on trim ring included
- Polycarbonate lens and housing
- 12.8VDC - 0.020A

Item#	Description	Size	Case
1158	Chrome trim ring	3" x 3" x 3/8"	6

LED COURTESY INTERIOR LIGHT



12V. 4 LED lights. Pre-drilled to accommodate #6 screws. 3" Dia. x 5/8" D. Packed with both chrome and white bezels.

Item#	Bezel	LED Color	Case
3004	(1) Chrome (1) White	White	6

FIXED UTILITY LIGHT



Molded plastic. Includes 12V-3W bulb. Dimensions: 2¹/₄" x 2¹/₄" x 1³/₁₆". Installed in 1³/₄" diameter opening.

Item#	Color	Case
3005	Black	12
3006	White	12


LED OVAL PORCH LIGHT



- Snap-on acrylic lens
- Durable plastic housing
- Hard wired with separate ground wire

Item#	LEDs	Color	Lens	Size	Amps	Case
1172	16	Black	Yellow	6 ³ / ₈ " W x 3 ³ / ₈ " H x 1 ¹ / ₄ " D	.32A	10
1173	16	Black	Clear	6 ³ / ₈ " W x 3 ³ / ₈ " H x 1 ¹ / ₄ " D	.32A	10

OVAL PORCH/UTILITY LIGHT



- Surface mount porch utility light
- Snap-on lens and replaceable bulb (1141)
- Hard wired with separate ground wire
- Acrylic lens and plastic housing
- 12.8VDC - 1.4A

Item#	Description	Color	Size	Case
1121	w/o switch	Clear/ White housing	6 1/4" x 3 7/8" x 1 7/8"	6
1120	w/o switch	Yellow/ Black housing	6 1/4" x 3 7/8" x 1 7/8"	6
1119	w/o switch	Yellow/ White housing	6 1/4" x 3 7/8" x 1 7/8"	6
1124	w/switch	Clear/ White housing	6 1/4" x 3 7/8" x 1 7/8"	6
1125	w/switch	Clear/ Black housing	6 1/4" x 3 7/8" x 1 7/8"	6
1123	w/switch	Yellow/ Black housing	6 1/4" x 3 7/8" x 1 7/8"	6
1122	w/switch	Yellow/ White housing	6 1/4" x 3 7/8" x 1 7/8"	6

RECTANGULAR PORCH/UTILITY LIGHT



- Surface mount porch/cabin lights (CSA/UL listed)
- White housing with snap-on lens and replaceable bulb (1141)
- Hard wired with separate ground wire
- Acrylic lens and plastic housing
- 12.8VDC - 1.4A

Item#	Description	Color	Case
1115	w/o switch	Yellow	6
1116	w/o switch	Clear	6
1117	w/ switch	Yellow	6
1118	w/ switch	Clear	6

LED LOW PROFILE OVAL PORCH/UTILITY LIGHT



- Hard wired, includes separate ground wire
- Acrylic lens, ABS housing
- 12.8VDC - 0.16A
- Dimensions: 9 3/4" x 3 7/8" x 2 1/8"
- Surface mount

Item#	Color	Case
1129	Clear light/ Black housing	6
1130	Clear light/ Chrome housing	6
1128	Clear light/ White housing	6
1127	Yellow light/ Black housing	6
1126	Yellow light/ White housing	6

LED UNDERWATER LIGHT STRIP



Waterproof. 12V DC. Pre-drilled to accommodate #8 screws (included).



Item#	Lumens	LEDs	LED Color	Size	Case
3001	12	6	White	4" L x 1/2" W	6
3002	20	10	White	6" L x 1/2" W	6
3003	24	12	White	8" L x 1/2" W	6

SCARE LIGHT



- Surface mount security light with mounting gasket (CSA)
- Stainless steel with screw-on lens and replaceable bulb (1156)
- Hard wired with separate ground wire
- 12.8VDC - 1.4A

Item#	Size	Case
1131	8 2 1/2" x 8 2 1/2" x 1 3 1/2"	6

REPLACEMENT BULBS



- 3000 - Equivalent to GE 90/1004
- 3009 - Mini Screw Base
- 3012 - Equivalent to GE 1157
- 3013 - Equivalent to GE 1157 LED

Item#	Description	Pack	Case
3000	LED Double Bayonet (GE 90 & 1004)	1	12
3009	LED 13SMD T10 Wedge	1	12
3012	Bulb - DC Bayonet Base 25/8W (GE 1157)	1 pr.	12
3013	LED Bulb, 25/8W (GE 1157)	1 Ea.	12

BAYONET SOCKET



Double Contact. 1" body.

Item#	Description	Case
3008	Brite Steel with 6" Wire Lead (Compatible w/ 3013)	12

LED THINLINE SEALED LIGHT



- Red thinline stop/turn/tail light.
- Sonically sealed, waterproof
- Low profile-only 1 3/8" high x 1" thick
- Surface mount on 16 1/8" centers
- Hard wired with separate ground wire
- Polycarbonate lens and housing
- 12.8VDC -.350A Stop/Turn, .022A Tail

Item#	Size	Case
1156	17" x 1 3/8" x 1"	6

LED THINLINE SEALED LIGHT WITH REFLECTOR



- Red thinline stop/turn/tail light with built-in reflex.
- Sonically sealed, waterproof
 - Low profile-only 5/8" thick
 - Surface mount on 14 1/8" centers
 - Hard wired with separate ground wire
 - Polycarbonate lens and housing
 - 12.8VDC - .350A Stop, .022A Tail

Item#	Size	Case
1155	15" x 1 3/8" x 5/8"	6

LED THINLINE SEALED LIGHT



- Red stop/turn/tail light.
- Sonically sealed, waterproof
 - Low profile-only 5/8" thick
 - Surface mount on 14 1/8" centers
 - Hard wired with separate ground wire
 - Polycarbonate lens and housing
 - 12.8VDC - .350A Stop, .022A Tail

Item#	Size	Case
1154	15" x 1 3/8" x 5/8"	6

LED 4" ROUND SEALED LIGHT W/REFLEX MOUNTING FLANGE



- PL-3 connection.
- Sonically sealed, waterproof
 - Flange mount for security, theft reduction
 - Accepts standard PL-3 connector
 - Reflex flange meets SAE A for reflector
 - Polycarbonate lens and housing
 - 12.8VDC - .413A Stop/Turn, .026A Tail

Item#	Description	Color	Size	Case
1152	Parking/turn signal	Yellow	5 3/4" x 5 3/4" x 1 5/8"	6
1153	Stop/turn/tail light	Red	5 3/4" x 5 3/4" x 1 5/8"	6

LED 4" ROUND LIGHT WITH MOUNTING FLANGE



- Red stop/turn/tail light, PL-3 connection.
- Sonically sealed, waterproof
 - Flange mount for security, theft reduction
 - Polycarbonate lens and housing
 - 12.8VDC - .413A Stop/Turn, .026A Tail

Item#	Size	Case
1151	5 1/2" x 5 1/2" x 1 5/8"	6


LED 4" ROUND SEALED LIGHT



- Red stop/turn/tail light, PL-3 connection.
- Sonically sealed, waterproof
 - Retail kit includes grommet and plug
 - Polycarbonate lens and housing
 - 12.8VDC - .234A Stop/Turn, .033A Tail

Item#	Size	Case
1150	4 5/8" x 4 5/8" x 1 3/8"	6

LED 6" OVAL SEALED LIGHTS FOR SURFACE MOUNT



- Meets the requirements of SAE/DOT/FMVSS/CMVSS standards when properly installed.
- Mount in any 360 degree position
 - Sonically sealed, waterproof
 - Flange surface mount—no panel cut-out required
 - 3-function: Red stop/turn/tail light

Item#	Size	Case
1160	7.56" W x 3.31" H x 0.75" D	6

LED 6" OVAL SEALED TAIL LIGHT KIT FOR FLUSH MOUNT



- Meets the requirements of SAE/DOT/FMVSS/CMVSS standards when properly installed
- Sonically sealed, waterproof
 - Kit includes light, grommet and plug
 - 3-Function: Red stop/turn/tail light
 - With A70GB grommet and A47PB pigtail, PL-3 connection

Item#	Size	Case
1159	6.5" W x 2.25" H x 1.75" D	6

3-FUNCTION SEALED OVAL FLUSH-MOUNT TAIL LIGHT



- Meets the requirements of SAE/DOT/FMVSS/CMVSS standards when properly installed
- Sonically sealed, waterproof
 - 3-Function: Stop, Tail, Turn
 - Polycarbonate lens and housing
 - Installation hardware included
 - Kit Includes: Light, Grommet, Plug (Pigtail)
 - Size: 6.5" x 2.313" x 2.375"

Item#	Case
1167	6

LED LOW PROFILE COMBINATION TAIL LIGHT



- 9-LED combination stop/turn/tail light for surface mount
- Snap-on, replaceable lens
- Hard wired, ground wire included
- Acrylic lens and plastic housing
- 12.8VDC - .243A Stop/Turn, .046A Tail

Driver's side includes LED license plate illuminator and mounting bracket.

Item#	Description	Base	Size	Case
1144	Passenger side	White	8 5/8" x 3 3/8" x 2 1/4"	6
1145	Driver side	White	8 5/8" x 3 3/8" x 2 1/4"	6
1148	Passenger side	Black	8 5/8" x 3 3/8" x 2 1/4"	6
1149	Driver side	Black	8 5/8" x 3 3/8" x 2 1/4"	6

LED COMBINATION TAIL LIGHT



- Combination stop/turn/tail light for surface mount
- Hard wired, ground wire included
- Acrylic lens, plastic housing

Driver's side includes LED license plate illuminator and mounting bracket.

Item#	Description	Base	Size	Case
1142	Passenger side	White	8 11/16" x 3 3/8" x 2 1/4"	6
1143	Driver side	White	8 11/16" x 5" x 2 1/4"	6
1146	Passenger side	Black	8 11/16" x 3 3/8" x 2 1/4"	6
1147	Driver side	Black	8 11/16" x 5" x 2 1/4"	6

LOW PROFILE COMBINATION TAIL LIGHT



- Combination stop/turn/tail light for surface mount
- Snap-on lens and replaceable bulb
- Hard wired, ground wire included
- Acrylic lens and plastic housing
- 12.8VDC - 2.65A Stop, 2.10A Tail

Driver's side includes license plate illuminator and mounting bracket.

Item#	Description	Base	Size	Case
1136	Passenger side	White	8 ⁵ / ₁₆ " x 3 ³ / ₁₆ " x 2 ¹ / ₄ "	6
1137	Driver side	White	8 ⁵ / ₁₆ " x 5" x 2 ¹ / ₄ "	6
1140	Passenger side	Black	8 ⁵ / ₁₆ " x 3 ³ / ₁₆ " x 2 ¹ / ₄ "	6
1141	Driver side	Black	8 ⁵ / ₁₆ " x 5" x 2 ¹ / ₄ "	6

COMBINATION TAIL LIGHT WITH BACK-UP LIGHT



- Combination stop/turn/tail/back-up light for surface mount
- Snap-on lens and replaceable bulbs (2057 tail/1156 back-up)
- Hard wired, ground wire
- Acrylic lens and plastic housing
- 12.8VDC - 2.2A Stop, 0.4A Tail, 2.1A Back-Up

Driver's side lights include license plate illuminator and mounting bracket.

Item#	Description	Base	Size	Case
1134	Passenger side	White	8 ⁵ / ₁₆ " x 4 ⁵ / ₁₆ " x 2 ¹ / ₁₆ "	6
1135	Driver side	White	8 ⁵ / ₁₆ " x 4 ⁵ / ₁₆ " x 2 ¹ / ₁₆ "	6

COMBINATION TAIL LIGHT



- Combination stop/turn/tail light for surface mount
- Snap-on lens and replaceable bulb
- Hard wired, ground wire included
- Acrylic lens and plastic housing
- 12.8VDC - 2.4A Stop, 0.4A Tail

Driver's side lights include license plate illuminator and mounting bracket.

Item#	Description	Base	Size	Case
1132	Passenger side	White	8 ⁵ / ₁₆ " x 4 ⁵ / ₁₆ " x 2 ¹ / ₁₆ "	6
1133	Driver side	White	8 ⁵ / ₁₆ " x 4 ⁵ / ₁₆ " x 2 ¹ / ₁₆ "	6
1138	Passenger side	Black	8 ⁵ / ₁₆ " x 4 ⁵ / ₁₆ " x 2 ¹ / ₁₆ "	6
1139	Driver side	Black	8 ⁵ / ₁₆ " x 4 ⁵ / ₁₆ " x 2 ¹ / ₁₆ "	6

SUBMERSIBLE UNIVERSAL MOUNT COMBINATION TAIL LIGHT



1025: Driver Side (7-Functions: Stop, Turn, Tail, Side Marker, Side and Rear Reflectors, and License Light)

1026: Passenger Side (6-Functions: Stop, Turn, Tail, Side Marker, Side and Rear Reflectors)

- Meets the requirements of SAE/DOT/FMVSS/CMVSS standards when properly installed
- Over 80° wide combination
- Waterproof construction
- Acrylic lens and plastic housing
- Includes separate ground wire with eyelet
- Mount on 2" centers
- Mounting hardware included
- Size: 6.063" x 3.75" x 2.25"

Item#	Description	Case
1025	7-Function, Driver Side	10
1026	6-Function, Passenger Side	10

LED MINI SEALED MARKER/CLEARANCE LIGHTS



- Meets the requirements of SAE/DOT/FMVSS/CMVSS standards when properly installed
- Sonically sealed, waterproof
- Accepts standard 1 or 2-wire plugs
- Single wire design grounds through mounting hardware
- Base and mounting hardware included
- Single diode
- Polycarbonate lens and housing

Item#	Description	Size	Case
1161	Amber	2.5" x 1.25" x 1"	12
1162	Red	2.5" x 1.25" x 1"	12

3/4" MINI SEALED MARKER/CLEARANCE KIT



- Meets the requirements of SAE/DOT/FMVSS/CMVSS standards when properly installed
- Fits any 3/4" opening
- Single diode
- Sealed, waterproof construction
- Polycarbonate lens and housing
- Hard wired, with separate ground wire
- Size: .074" x .074" x 0.90"



Item#	Lens	Case
1163	Amber	12
1164	Red	12

MARKER/CLEARANCE LED LIGHT WITH REFLEX



- Snap-on, replaceable lens
- Surface mount on 3" centers
- Lens with reflex eliminates need for separate reflector
- Two-wire design includes both lead and ground wire for mounting to all surfaces
- Acrylic lens, ABS housing
- 12.8VDC - 0.06A



Item#	Color	Size	Case
1106	Yellow	4" x 2" x 1 ¹ / ₈ "	12
1107	Red	4" x 2" x 1 ¹ / ₈ "	12

MARKER/CLEARANCE INCANDESCENT LIGHT WITH REFLEX



- Surface mount on 3" centers
- Lens with reflex eliminates need for separate reflector
- Twist-in socket with separate ground wire
- Acrylic lens, ABS housing
- 12.8VDC - 0.2A

Item#	Description	Color	Base	Size	Case
1104	2-wire	Red	White	4" x 2"x 1 1/8"	12
1102	2-wire	Yellow	White	4" x 2"x 1 1/8"	12
1105	2-wire	Red	Black	4" x 2"x 1 1/8"	12
1103	2-wire	Yellow	Black	4" x 2"x 1 1/8"	12

SUBMERSIBLE IDENTIFICATION LIGHT BAR



- Meets the requirements of SAE/DOT/FMVSS/CMVSS standards when properly installed
- Meets Requirements for Over 80" Wide Trailers
- Sealed, waterproof
- Surface mount
- Polycarbonate lens and housing, stainless steel base
- Single wire self grounding

Item#	Size	Case
1169	14.25" L x 1.188" H x 1.313" W	10

IDENTIFICATION LIGHT BAR



- Meets the requirements of SAE/DOT/FMVSS/CMVSS standards when properly installed
- Surface mount on 7 1/2" centers
- Sealed, waterproof lights
- Hard wired, power and ground
- Polycarbonate lens and housing, ABS base

Item#	Size	Case
1168	17" W x 1.438" H x 1.625" D	6

LED SEALED IDENTIFICATION LIGHT BAR



- Meets the requirements of SAE/DOT/FMVSS/CMVSS standards when properly installed
- Sonically sealed, waterproof
- Polycarbonate lens and housing
- Design includes both lead and ground wire

Item#	Size	Case
1165	15.938" x 1.469" x 1.625"	12

LED SEALED 3-PIECE IDENTIFICATION LIGHT BAR



- Meets the requirements of SAE/DOT/FMVSS/CMVSS standards when properly installed
- Designed for Over 80" Wide Trucks/Trailers
- Waterproof
- 9 LED lights
- Single wire
- Grounds through mounting hardware
- Stainless steel base

Item#	Size	Case
1166	14.25" W x 1.188" H x 1.313" D	6

LED FLOOD BEAM WORK LIGHT



Heavy duty design with powder coated die cast aluminum housing, polycarbonate lens and stainless steel mounting hardware. IP69K Rating: Highest designation available for water ingress testing, offering increased reliability and service life when subjected to severe environmental conditions or cleaning methods.

Item#	LEDs	LED Color	Lumens	Shape	Size	Volts	Case
1175	4	White	670	Round	3.27" W x 5.70" H x 2.36" D	12/24	2
1178	3	White	325	Square / Compact	2.75" W x 5.17" H x 1.69" D	12/24	10
1177	1	White	549	Square / Compact	2" W x 3" H x 2.5" D	12/24	10
1176	9	White	252	Square	4.94" W x 6.94" H x 2.38" D	12/24	3
1180	4	White	2240	Square	4.19" W x 6.5" H x 3" D	12/24	2
1181	9	White	1492	Square / Wide Angle	4" W x 5" H x 2.25" D	12/24	3

LED SPOT/FLOOD LIGHT BAR



Heavy duty aluminum housing and polycarbonate lens. Dual power use with 12VDC and 24VDC systems. IP65 rated for dust and water resistance. Hard wired.

Item#	LEDs	LED Color	Lumens	Size	Case
1183	24	White	2717	13.58"W x 3.15"H x 3.46"D	4
1182	40	White	4521	21.26"W x 3.07"H x 3.39"D	6

KEY: Blue Item # = New

LED 3" SEALED UTILITY/HITCH LIGHT



- 9 White LEDs
- Designed to illuminate hitch area
- Sonically sealed & waterproof
- Flange surface mount - no panel cutout required
- Design includes both lead and ground wire
- Polycarbonate lens and housing
- 12.8VDC - 0.074A

Item#	Size	Case
1157	3 1/4" x 3 1/4" x 1 3/16"	6

LICENSE PLATE BRACKET



- Black heavy duty plastic, corrosion-proof
- Universal Application
- Meets the requirements of SAE/DOT/FMVSS/CMVSS standards when properly installed

This Universal License Plate Bracket must be installed on the rear of the vehicle or trailer.

Item#	Case
1030	12

COAXIAL ANTENNA CABLE ASSEMBLY



RG58U white coaxial cable with PL259 fittings on both ends. Lengths to fit most applications.

Item#	Size	Case
3087	5' Cable w/ Fittings	12
3085	10' Cable w/ Fittings	12
3086	20' Cable w/ Fittings	12

ELECTRICAL TAPE



Black vinyl electrical tape. Flame retardant. 7 mil. roll. UL listed.

Item#	Size	Case
3071	3/4" x 60'	12

SILICONE SELF-FUSING TAPE

Ideal for almost any application requiring a waterproof seal.

- Center ridge line facilitates uniform application of tape
- An excellent insulator with high dielectric strength (400 volts per mil)
- Revolutionary alternative to heat shrink tubing
- Begins curing immediately - completely cures within 24 hours
- Forms a permanent moisture tight seal
- Ideal for high temperature applications (-65° F to +500° F)
- No adhesive residue upon removal
- Seamless self-fusing silicone tape
- Salt water resistant



5069



5070

Item#	Color	Size	Case
5069	Black	1" x 10'	10
5070	Red	1" x 10'	10

FUEL PUMPS

GOLD-FLO® HIGH PERFORMANCE ELECTRONIC FUEL PUMP KIT



This rugged, lightweight, solid state fuel pump provides the high output performance required by heavy duty construction, agricultural, industrial, marine or military equipment in addition to the power plant requirements of sports cars, sedans, light trucks and SUV's. Compatible with gasoline, diesel, biodiesel, blended alcohol fuels and fuel additives.

- Easy to install
- Coast Guard ignition test approved
- 74 Micron filter included
- Reliable solid state design provides longer life
- Made in U.S.A. by FACET

Item #	Lift	Thread	(+) Shut-off Valve
4501	24"	1/2" x 27	Yes
4502	24"	1/2" x 18	No

Item#	PSI	GPH	OEM #	Volts	Case
4501	5.5 - 4	34	40131E	12	14
4502	8.0 - 6.5	45	480532E	12	14

POSI-FLO® FUEL PUMP



Designed to replace the original equipment fuel pump on carburetor equipped automobiles, trucks, generators, agricultural and marine equipment.

- Reliable solid state design provides longer life
- Compatible with all fuels and fuel additives
- Two wire design, self-priming
- Made in U.S.A. by FACET

Item#	PSI	GPH	Volts	Case
4503	2.5-4.0	20	12	14
4507	1.5-2.5	25	12	14
4504	3.5-5.0	30	12	14
4505	5.0-7.0	32	12	14
4506	7.0-10.0	34	12	14

Repl. Parts	Description	Micron Fits	Case
4512	Gas & Diesel Fuel Filter, 3/8" Barb - Clear	74 Cube & Posi-Flo Pumps	20
4511	Gas & Diesel Fuel Filter, 5/16" Barb - Clear	74 Cube & Posi-Flo Pumps	20

DURA-LIFT® ELECTRONIC FUEL PUMP



This solid state fuel pump can be used on: refrigeration trucks, marine generator sets, diesel filtration systems, industrial applications, and other diesel lift applications. Compatible with gasoline, diesel, biodiesel, blended alcohol fuels and fuel additives.

- Easy to install
- 4 Hour dry run
- 80 Micron stainless steel filter included
- Self-regulating
- Voltage spike protection
- Internal check valve
- Reliable solid state design provides longer life
- Made in U.S.A. by FACET

Item#	PSI	GPH	OEM #	Volts	Case
4500	11.5 - 9	33	FACET 40222	12	12

Repl. Parts	Description	Micron Fits	Case
4508	Fuel Filter & Gasket	80 All Facet Dura-Lift Pumps	30

UNIVERSAL FLEX WIPER BLADE



One piece frame design for even pressure distribution. All season spoiler also prevents wind lift at high speeds. 100% Natural compression molded rubber with graphite coating. Pre-installed adapter fits 9x3, 9x4 hook, bayonet, and pitch tab applications. Additional adapters included to fit Top Button and Side Pin applications.

Item#	Length	Case
1204	18"	6
1205	20"	6
1206	22"	6
1207	24"	6
1223	26"	6
1224	28"	6
1225	32"	6

LARGE HOOK WIPER BLADE



A direct OEM replacement for many of the world's largest OEM RV manufacturers as well as Step Van/ Box Truck manufacturers. Fits large 12x4 hook arms. All-Steel heavy duty frame with riveted joints. Designed with DuraTex all-natural compression molded rubber.

Item#	Length	Case
1208	28"	10
1209	32"	10

SADDLE MOUNT WIPER BLADES



Fits both 13.6mm and 17mm saddle arms. You'll notice the extra heavy frame construction right away. Designed for a wide range of vehicles from trucks, to buses, to RVs. All wiper blades are designed with our DuraTex all-natural compression molded rubber.

Item#	Length	Case
1210	24"	10
1211	26"	10
1212	28"	10
1213	32"	10

PREMIUM CONVENTIONAL WIPER BLADE



One piece frame design for even pressure distribution. All season spoiler also prevents wind lift at high speeds. 100% Natural compression molded rubber with graphite coating. Pre-installed adapter fits 9x3, 9x4 hook, bayonet, and pitch tab applications. Additional adapters included to fit Top Button and Side Pin applications.

Item#	Length	Case
1200	18"	10
1201	20"	10
1202	22"	10
1203	24"	10

DYNAMIC PARK WIPER MOTORS



- 12 Volt
- Dynamic Park
- Thermoswitch protected
- Counter clockwise rotation
- M8 X 1 1/4 shaft thread

1219: 32NM Torque. Cross Reference - Johnson Electric/United Technologies 6571420 M025WJ, Bluebird Bus 102238, Bluebird Bus WPM8002, Bluebird Bus PPWPM8002, Bluebird Bus 00102238, Winnebago/Itasca 149409-01-000.
1220: 38NM Torque. Cross Reference - Winnebago 157508-01-000.
1221: 55NM Torque. Cross Reference - Winnebago 119738D, Wexco (Obsolete) G139

Item#	Case
1219	4
1220	4
1221	4

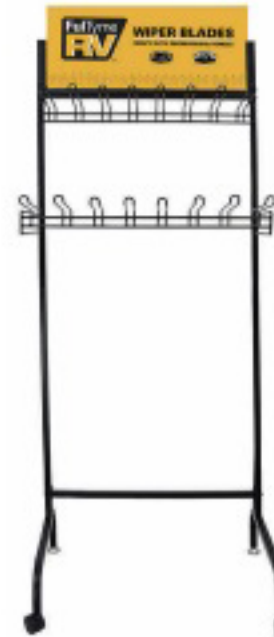
DOUBLE-FLAT SHAFT RADIAL WIPER ARM



Manufactured to OEM specifications. Meets SAE J198 Standards. Fits ISO-Double Flat Pivot Shafts, common on class A RV. Made from carbon steel. For use with large "J" hook wiper blades.

Item#	Finish	Length	For	Case
1214	Black	30"	Large "J" Hook Wiper Blades	10

WIPER DISPLAY



- 16 Prong
- Assembly required
- Assembly instructions and header sign included
- Size: 63.39" H x 24.41" W x 18.5" D

Item#	Finish	Case
1222	Black	1



KEY: Blue Item # = New

DOUBLE-FLAT SHAFT PANTOGRAPH WIPER ARMS



Manufactured to OEM specifications. Meets SAE J198 Standards. Fits ISO-Double Flat Pivot Shafts, common on class A RV. Made from carbon steel. For use with saddle mount wiper blades.

1215 & 1216: 60MM Spacer between pantograph arms (for use with Winnebago)
1217 & 1218: 50MM Spacer between pantograph arms

Item#	Finish	Length	For	Case
1215	Black	28"	Saddle Mount (Left Side)	5
1216	Black	28"	Saddle Mount (Right Side)	5
1217	Black	28"	Saddle Mount	5
1218	Black	31.5"	Saddle Mount	5

TRAILERING

LOCKABLE SPARE TIRE CARRIER



Zinc plated U-Bolt carrier secures tire on tongue or frame up to 3" wide. May be used on 4 or 5 hole rims. Will fit all 8" - 14" and most 15" wheels. Will prevent theft of spare tire. Does not include lock.

Item# 1064	Case 12
---------------	------------

12V ELECTRIC JACK - 3,500 LBS



Height range: 9" to 31 1/2" from ground to center of mounting point

- 12V DC operation
- Manual crank override
- Works with A-frame couplers
- Water-resistant motor and gear housing with white powder-coated finish
- Hardened steel gears
- LED light for easy night time hookups
- Ground wire included
- Footplate minimizes sinking in soft ground

Item#	Capacity	Color	Stroke	Volts	Case
-------	----------	-------	--------	-------	------

2102	3,500 lbs	Silver	22.5"	12V	1
------	-----------	--------	-------	-----	---

NEW LEVELING BLOCKS



- Versatile and interlocking
 - Heavy duty polypropylene
 - Lightweight
 - Safe and easy to use and clean
 - Includes a Durable Nylon Bag
- Do not stack more than four high.

Item#	Color	Size	Pack	Case
-------	-------	------	------	------

2129	Orange	8 5/8" x 8 5/8"	10	4
------	--------	-----------------	----	---

NEW TRAILER STABILIZING SCISSOR JACKS



- Includes 2 scissor jacks and 1 crank handle
- Capacity: 5,000 lbs. per jack
- Steel construction with black powder-coated finish
- Extended height: 24". Retracted height: 4"
- Mounting plate bolt hole size is 3/8"
- Bow-tie base provides added stabilization

For RV stabilizing and leveling purpose only. Never use for lifting, changing tires or supporting weight of any vehicles.

Item#	Description	Capacity	Size	Pack
-------	-------------	----------	------	------

2130	w/Crank handle	5,000 lbs. per Jack	24"	2
------	----------------	---------------------	-----	---

ELECTRIC TRAILER JACK



12 Volt DC powered with manual crank over-ride. Oversized, adjustable zinc footpad prevents divots. Works with A-frame couplers. Industrial design cover, hardened steel gears with water resistant motor and gear housing and weather protected switches. Durable powder coat finish. LED light for easy night time hookups.

Full 25" stroke: (18" power plus 7 1/4" manual drop leg extension)
Height range: 8 1/2" to 31 1/2" from ground to center of mounting point

2100: With ground wire.
2101: With quick plug-in 7-way connector, and plastic holder keeps your 7-way connector firmly in place.

Item#	Max Load	Dia.	Case
-------	----------	------	------

2100	3,500 lbs	2 1/2"	1
2101	3,500 lbs	2 1/2"	1

FOLD UP TRAILER JACK



Swings from vertical position to horizontal for fast getaway. Spring loaded latch locks and releases the jack from one position to the other. Manufactured of corrosion resistant steel. Lift travel: 10". Maximum lift 24". Individually boxed.

Item#	Max Load	Wheel Size	Case
1031	1000 lbs.	6"	2
1032	1500 lbs.	8"	2

TRAILER JACK REPLACEMENT WHEEL



Black poly reinforced replacement wheel.

Item#	Description	Pack	Case
1035	6" Spare wheel	Bulk	8
1034	8" Spare wheel	Bulk	6

TRAILER JACK STAND WHEEL STOP



Made of ABS plastic. Wheel stop prevents trailer from moving around or sinking in dirt or asphalt. Color: Black.

Item#	Size	Case
1037	6 1/4"	12


DROP LEG TRAILER JACK - HEAVY DUTY



Fixed mount jack with drop leg. Suited for heavy duty applications and fits trailer frames up to 3" x 5". Bolt-on style and includes all mounting hardware. 31" of lift.

Item#	Max Load	Case
1033	2500 lbs.	2

WHEEL CHOCK WITH ROPE



- Keeps your vehicle in place so you can re-hitch safely
- Constructed of durable hard plastic with UV inhibitors
- Includes rope for convenient placement and removal

Item#	Color	Case
1170	Orange	6

TRAILER CONNECTOR



Item#	Connector	Lead	Case
1012	5 Pole - Male	8"	12
1013	5 Pole - Female	8"	12

JACK FOOT



Jack foot fits round tube A-frame jacks with a 2 1/4" outer tube. Attaches to 2" inner tube with the included pin and clip. Corrosion-resistant, zinc-plated finish.

Item#	Max Load	Height	Case
2120	2,000 lbs.	8 1/2"	6

MOLDED LINE CONNECTOR



Corrosion resistant construction. For 6, 12 and 24 volt applications. 7A @ 12V.

Item#	Connector	Lead	Case
3068	2 Pole	12" on each side	12



TRAILER CONNECTOR - 4 PIN




For 6, 12 & 24 volt applications.

- 1006:** 4 Pole shrouded connector. Set consists of: one 12" color coded lead wire to trailer side and one 12" color coded lead wire to car side.
- 1008:** 4 Pole shrouded connector, trailer side. 12" color coded lead wire.
- 1009:** 4 Pole square shrouded connector, trunk side. 48" color coded lead wire.

Item#	Description	Case
1006	Flat Body Set	12
1008	Trailer Side Connector, Flat Male	12
1009	Car Side Connector, Flat Female	12

4-WAY FLAT CONNECTORS



Industry standard connector used for most light-duty applications including RV, marine & utility trailers where electric brakes or other additional power demands are not required.

- 18 Ga. Bonded Wire
- Tin Plated .187 Terminals for Improved Current Capacity and Corrosion Resistance
- Flexible Molded PVC Connectors
- 7.5 Amp Max Load
- Contains: Harness, Detailed Wiring Instructions

Item#	Description	Lead	Case
2007	Car Side, for 2-Wire Systems	48"	6
2016	Car & Trailer Side Loop	60"	6
2008	Trailer Side	12"	6
2020	Trailer Side w/Separate Tail Light Wires	24"	6
2013	Trailer Side	48"	6

Repl. Parts	Description	Case
2001	4-Way Flat Mounting Bracket	6
2035	4-Way Connector Cover w/ LED tester	6

5-WAY FLAT CONNECTOR



Industry standard connector used for light-duty applications where an auxiliary circuit is required for surge brake lockout or back-up lamp functionality.

- 16 Ga. Bonded Wire (Green, Yellow, Brown, White)
- 16 Ga. Single Wire (Blue)
- Tin Plated .187 Terminals for Improved Current Capacity and Corrosion Resistance
- Resistance
- Flexible Molded PVC Connectors
- 7.5 Amp Max Load
- Contains: Harness, Detailed Wiring Instructions

Item#	Connector	Lead	Case
2010	Car	48"	6
2019	Car & Trailer	60"	6
2011	Trailer	12"	6

4-WAY FLAT FACTORY TOW HARNESS



Factory tow harness kits offer a quick/easy method of replacing or upgrading missing or damaged tow-package wiring connector in today's most popular vehicles.

- No cutting or splicing of wires, simply plug into the tow vehicle's factory wiring harness connector
- Clean "factory" appearance
- Manufactured using OEM factory harness connectors
- 16 Ga. bonded wire
- Flexible, molded PVC 4-flat car side trailer connector
- No special tools required
- 15.4 Amp max load
- Contains: Tow Harness, Detailed Installation Instructions

Item#	Fits	Case
2006	Current GM Trucks & SUV's With USCar 7-Way Harness	6

5-FLAT TO 7-ROUND COIL CORD ADAPTOR



Converts tow vehicle 7-way round blade connector to 5-way flat pin connector.

Item#	Case
1174	1

TRAILER WIRING MOUNTING BRACKET



- Mounts wiring connectors to rear of tow vehicle
- Convenient "Push-In" connector mounting
- Black powder coat finish
- Contains mounting hardware

Item#	Description	Case
2001	4-Way Flat Mounting Bracket	6
2027	5-Way Flat Mounting Bracket	6

OEM STYLE TRAILER CONNECTOR MOUNTING BRACKET



- Universal design
- Mounts either USCar or RV-Style 7-way wiring connectors to rear of tow vehicle
- Bolt-on connector mounting
- Black powdercoat finish
- Contains mounting hardware

Item#	Case
2002	6

FLAT CONNECTOR COVER



Keeps connector clean. Built-in tether retains cover when not in use. Helps to prevent rust & corrosion. Manufactured from black PVC rubber.

2035: Tests stop, turn and tail light functions at 4-flat connector

Item#	Description	Case
2018	5-Way Connector Cover	6
2035	4-Way Connector Cover w/ LED tester	6

7-WAY MOLDED CONNECTOR WITH WIRING HARNESS



UV resistant cable. Blade-type connector. Molded connector design resists breakdown. Compatible with both RV and USCar style vehicle connectors.

Item#	Connector	Lead	Case
2034	7-Way	8'	1

7-WAY ROUND USCAR STYLE CONNECTORS



2009 2014 2017

Designed for use with RV and heavier utility & equipment trailers equipped with electric brakes.

2009: Attachment holes align with most industry mounting brackets. Direct replacement for factory 7-way connectors on most Audi, Chrysler, Dodge, Ford, Jeep, Porsche, Ram, Toyota and Volkswagen vehicles equipped with trailer tow package wiring.

2014: Oversize door hinge provides long lasting durability. Direct replacement for factory 7-way connectors on most Audi, Chrysler, Dodge, Ford, Jeep, Porsche, Ram, Toyota and Volkswagen vehicles equipped with trailer tow package wiring.

2017: Features Twist-Lock style mounting to factory bracket. Fits '99-Current GM "Twist-Lock".

- Supports tail lights, stop & turn lamps, trailer brake 12V+ feed and auxiliary connections
- Potted connector terminals and gasketed spring-loaded door for strong weather-resistant design
- Plastic connector body resists corrosion
- Easily snaps onto mating harness assembly
- Compatible with RV-style 7-way trailer connectors
- 30 Amp max load

Item#	Case
2009	6
2014	6
2017	6

7-WAY ROUND RV-STYLE CONNECTORS



2022 2021
2015 2012

Designed for use with RV's and heavier utility & equipment trailers equipped with electric brakes.

2022: Spring loaded connector door repels moisture when not in use. Oversize door hinge provides long lasting durability. Attachment holes align with most industry mounting brackets. Flat blade tin-plated terminals feature convenient Phillips screw wire attachment

2021: Spring loaded connector door repels moisture when not in use. Slotted attachment holes align with most industry mounting brackets. Flat blade brass terminals feature convenient Phillips screw wire attachment.

2015: Flat blade tin-plated terminals feature convenient Phillips screw wire attachment

- Supports tail lights, stop & turn lamps, trailer brake 12V+ feed and auxiliary connections
- Heavy-duty molded ABS plastic connector body resists corrosion
- Stylish and ergonomic
- 30 Amp max load

Item#	Description	Case
2022	Car Side	6
2021	Car Side w/Sealed Door	6
2015	Trailer Side, Ultra HD	6
2012	Trailer Side	6

Repl. Parts	Description	Case
2026	Attachment Bracket w/ Clamp for Mounting	6

6 AND 7-WAY ROUND CONNECTOR BRACKET



Conveniently attaches electrical connector mounting brackets to trailer hitch cross tubes without cutting, welding or drilling.

- Convenient hose clamp mounting
- Black powdercoat finish
- Contains: Mounting Bracket, Attachment Clamp, (2) Bolts & Lock Nut

Item#	Description	Case
2026	Attachment Bracket w/ Clamp for Mounting	6

TRAILER PLUG TESTER



3069 3070

Tester plugs into tow vehicle. LED illuminates to show if connections are correct and working.

Item#	Description	Case
3069	Trailer Plug Tester - Inline	12
3070	Trailer Plug Tester	12

4-FLAT TO 5-FLAT TRAILER WIRING ADAPTER



- Supports tail lights, left & right stop & turn lamps and auxiliary circuit
- Durable molded plastic connectors resist corrosion
- Pin-style tin plated terminals
- 7.5 Amp max load
- Contents: Adapter and Auxiliary Circuit Lead

Item#	Case
2003	6

6-WAY ROUND TO 4-FLAT ADAPTER



- Supports tail lights, left & right stop & turn lamps
- Durable molded plastic housing resists corrosion
- 6-Way round-pin brass terminals
- 4-Way round pin-style brass terminals
- 7.5 Amp max load

Item#	Case
2004	6

TRAILER ADAPTER



Connects auxiliary, tail lights, ground, left, right and stop.

Item#	Connection	Case
1005	7 to 4 Way Adapter	12
1004	7 to 5 Way Adapter	12

7-WAY BLADE TO 4-FLAT ADAPTER WITH LED COVER



- Supports tail lights, left & right stop & turn lamps
- Durable molded plastic housing resists corrosion
- 7-Way flat blade brass terminals
- 4-Way flat pin-style tin plated terminals
- 7.5 Amp max load

Item#
2005

Case
6

7-WAY ADAPTER



1002

1007

1001

Adapter mates 7-way vehicle to 4 or 5-way trailer.

Item#	Connection	Length	Case
1002	7 Way Round to 4 Way Flat	8"	12
1000	7 Way Round to 4 Way Flat	18"	12
1007	7 Way Round to 5 Way Flat	8"	12
1001	7 Way Round to 5 Way Flat	18"	12

7-WAY TO SINGLE 12V ACCESSORY PORT



- Ideal for tailgating
- Cigarette port provides 12V power at rear of vehicle for a wide variety of uses

Item#
2030

Case
6

7-WAY TRAILER WIRING ADAPTERS



2032

2029



2009

25031

Durable molded plastic housing resists corrosion.
2028, 2029, 2031: Flat blade brass terminals to flat pin-style tin plated terminals.

Item#	Description	Case
2032	7-Way automotive style to 4-flat	6
2028	7-Way RV style to 4-flat	6
2029	7-Way RV style to 5-flat	6
2031	7-Way RV style to 6-way	6

7-WAY BLADE TO 6-WAY ROUND AND 5-WAY FLAT ADAPTER



- Supports tail light, left & right stop & turn lamps & auxiliary circuits
- Also supports 4-way flat trailer connections
- Durable molded plastic housing resists corrosion
- 7-Way flat blade brass terminals
- 5-Way flat pin-style tin plated terminals
- Includes dust covers for both 6-way and 5-flat connector ends

Item#
2033

Case
6

TRAILER LIGHT CONVERTER



Heavy duty unit allows amber turn signals (5 wire systems) on tow vehicle to operate standard 4-wire trailer systems. Made of black ABS plastic. Made to be wired directly into trailer wire harness.

Item#
1027

Case
12

LOCKING PIN



Keeps coupler release handle from disengaging while in travel. Will not prevent theft.

Item#
1036

Pin
5/8"

Fits
2" and 3" coupler

Case
12

TRAILER COUPLER



Constructed of durable steel.

Item#	Channel Size	Ball	Max Load	Receiver	Case
1047	2 1/2"	1 7/8"	2,000 lbs.	Class I	6
1048	3"	1 7/8"	2,000 lbs.	Class I	6
1049	2 1/2"	2"	3,500 lbs.	Class II	5
1050	3"	2"	3,500 lbs.	Class II	5

COUPLER REPAIR KIT



Steel construction. Will fit FullTyme RV couplers and most other brands.

Item#
1051
1052

Ball
1 7/8"
2"

Case
12
12

ENERGIZE III+® MEDIUM DUTY TRAILER BRAKE CONTROLLER



- Use with medium to heavy duty trailers with 2, 4, or 6 electric trailer brakes
- Automatic and manual braking
- 100% braking power in manual mode
- Attached pigtail with easy quick connect
- Wide range of mounting positions
- Trailer/Tow vehicle stoplights operate when trailer brakes are applied automatically or with manual lever
- Includes: bracket, mounting hardware, and instructions

Item#
2000

Case
6

DUAL PLUG BRAKE CONTROL WIRING HARNESS



Dual plug, automotive quality, OEM style harness. Industry standard wiring pattern on brake control connector.

Item#	Description	Case
2044	Late Model Dodge	6
2045	Dodge/Chrysler Trucks, Vans & SUV's ('95-'11)	6
2036	Current Ford Super Duty Pickups, Full Size Vans & SUV's	6
2039	Late Model Ford Trucks, Vans & SUV's	6
2043	Current Model Ford Light Duty	6
2038	Current Model GM Pickups	6
2040	Late Model GM Trucks & SUV's	6
2046	Jeep Grand Cherokee '11-'15, Dodge Durango '11-'14	6
2042	Current Model Nissan	6
2037	Current RAM Full Size Pickups	6
2041	Current Model Toyota	6

UNIVERSAL DUAL PLUG BRAKE CONTROL



- Use with vehicles that do not have OEM plug
- Universal fit through hardwire to the towing vehicle
- Plug end quickly connects to brake control

Item#	Length	Case
2047	24"	6

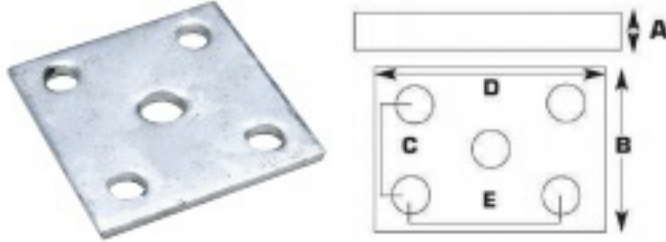
SPRING SHACKLE



Made of 1/4" zinc plated steel. Punched to accept 9/16" splined shackle bolt model 1071.

Item#	Center to Center	Width	Dia.	Pack	Case
1068	2 1/4"	1 1/4"	9/16"	1 pr.	12
1069	2 3/4"	1 1/4"	9/16"	1 pr.	12
1070	3 5/8"	1 1/4"	9/16"	1 pr.	12

MEDIUM-DUTY AXLE U-BOLT PLATE

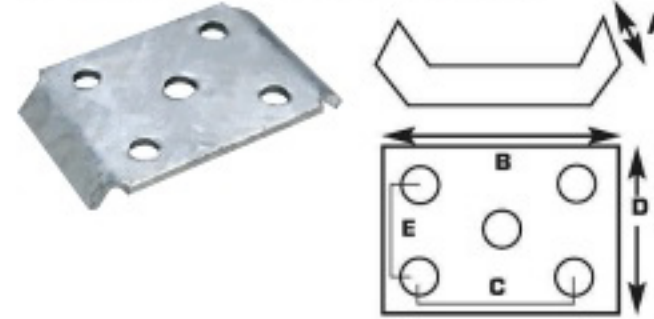


Made of solid galvanized steel. For use on square beam and tube axles. 4-hole bolt pattern. Use spring 1 3/4".

Item #	A	B	C	D	E
1073	1/4"	4"	2 5/8"	3 3/8"	2 3/8"
1074	1/4"	3 1/2"	2 1/4"	3"	2"
1075	1/4"	3 1/2"	2 1/4"	3"	2"

Item#	Fits	Case
1073	U Bolt 1094	12
1074	U Bolt 1088 or 1086	12
1075	U Bolt 1093	12

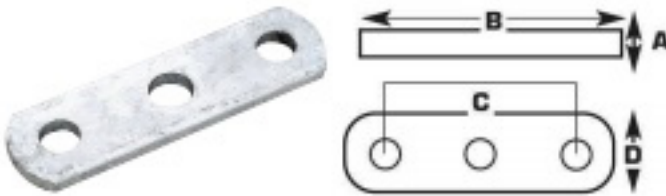
HEAVY-DUTY AXLE U-BOLT PLATE



Made of solid galvanized steel. For use on 2 3/8" round beam axles. For 1 3/4" springs. Use 1/2" Bolts. Use U-bolt model 1095.

Item#	A	B	C	D	E	Case
1076	1/4"	3 5/8"	2 15/16"	3 3/4"	2 15/16"	12

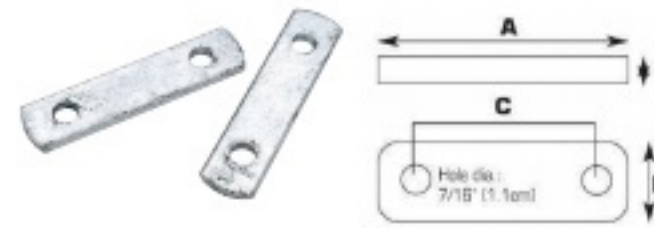
LIGHT-DUTY AXLE U-BOLT PLATE



Made of solid galvanized steel. For use on 1 1/4" x 1 1/2" square beam axles and light-duty tube axles. For 1 3/4" wide springs. Use 1/2" bolts Model 1096.

Item#	Description	A	B	C	D	Case
1072	2 bolt pattern	1/4" Solid Steel	5 1/8"	3 3/8"	1 1/2"	12

FRAME TIE PLATE



Frame tie plates are used in applications such as mounting trailer brackets and fastening spring sliders. Made of 1/4" plated steel with radius ends. Hole diameter 7/16" (1.1cm). Use bolt size 3/8".

Item#	Fits	Width	A	B	C	E	Pack	Case
1077	U Bolt 1089	2"	4 1/8"	1"	2 5/8"	1/4"	1 pr.	12
1078	U Bolt 1092	3"	5 1/8"	1"	3 5/8"	1/4"	1 pr.	12
1079	U Bolt 1085	4"	6 1/8"	1"	4 5/8"	1/4"	1 pr.	12

U-BOLT



Made of galvanized steel. Include nuts and lock washers. Covers most U-Bolt applications. One per card or in bulk.

Item#	Thread	A	B	C	Type	For	Plate	Pkg.	Case
Round									
1086	3/8"-16	1 3/4"	4 3/8"	1 3/4"	RD	Axle U-Bolt Plates (Round Axles)	1074	Bulk	12
1087	3/8"-16	1 3/8"	4 5/8"	1 3/4"	RD	Pipe Bunks 2", 3", 4" & 5" Frames	1074	Bulk	12
1095	1/2"-13	2 3/8"	5 3/8"	2"	RD	Axle U-Bolt Plates	1076	Bulk	12
Square									
1081	7/16"-14	1 3/8"	3 3/8"	1 3/4"	SQ	Axle U-Bolt Plates	-	Bulk	12
1082	7/16"-14	2 1/8"	2 13/16"	1 3/4"	SQ	Bolster Brackets for 2" Frames	1080	Bulk	12
1083	7/16"-14	3 1/8"	2 13/16"	1 3/4"	SQ	Bolster Brackets for 3" Frames	1080	Bulk	12
1084	7/16"-14	3 3/8"	4 5/8"	1 3/4"	SQ	-	-	Bulk	12
1085	7/16"-14	4 1/8"	2 13/16"	1 3/4"	SQ	Bolster Brackets for 4" Frames 4" Frame Tie Plates	1080	Bulk	12
1088	3/8"-16	1 5/8"	3 3/8"	1 3/4"	SQ	Axle U-Bolt plates	1074	Bulk	12
1089	3/8"-16	2 1/8"	3 3/8"	1 3/4"	SQ	2" Frame Tie Plates	1077	Bulk	12
1090	3/8"-16	2 1/8"	7 7/8"	4"	SQ	Guide On Assemblies	-	Bulk	12
1091	3/8"-16	3 1/8"	3 3/8"	1 3/4"	SQ	-	-	Bulk	12
1092	3/8"-16	3 1/8"	4 7/8"	1 3/4"	SQ	3" Frame Tie Plate	1078	Bulk	12
1093	1/2"-13	1 3/8"	4 1/8"	2"	SQ	Axle U-Bolt Plates	1075	Bulk	12
1094	1/2"-13	2 1/8"	4 13/16"	2"	SQ	Axle U-Bolt Plates	1073	Bulk	12
1096	1/2"-13	3 1/8"	3 13/16"	2"	SQ	Axle U-Bolt Plates	1072	Bulk	12
1097	1/2"-13	3 1/8"	3 5/8"	2"	SQ	-	-	Bulk	12
1098	1/2"-13	3 1/8"	4 5/8"	2"	SQ	-	-	Bulk	12
1099	1/2"-13	3 1/8"	5 5/8"	2"	SQ	-	-	Bulk	12
1100	1/2"-13	3 1/8"	6 5/8"	2"	SQ	-	-	Bulk	12

KEY: Blue Item # = New

SHACKLE BOLT



Zinc splined bolt that keeps bolt from rotating. Nut included. For use with spring shackles Models 1068, 1069, 1070.

Item#	Size	Pack	Case
1071	5/16-18 x 3"	1 pr.	12

GREASE CAP



Steel caps for most common application used in bearing kits.

Item#	Size	For	Pack	Case
1063	1.980"	Bearing Kit 1058, 1059, 1062	1 pr.	10

TRAILER WHEEL BEARING KIT



Each Kit Contains:
 • 2 bearings with races
 • 1 grease seal
 • 1 cotter pin

Model	Cone/Bearing	Cup/Race	Seal
1057:	LM11949	LM11910	Sngl. Lip, AE8439N
1058:	L44643	L44610	Dbf. Lip
1059:	L44649	L44610n	Dbf. Lip, AD1836N
1060:	LM67048	LM67010	Sngl Lip, AE2253N
1061:	LM67048/LM11949	M67010/LM11910	Sngl Lip
1062:	L68149/L44649	L68111/L44610	Dbf. Lip, AE2592N

Item#	Axle	Case
1057	3/4"	12
1058	1"	12
1059	1 1/16"	12
1060	1 1/4"	12
1061	1 1/4" x 3/4"	12
1062	1 3/8" x 1 1/16"	12

PAINTED 1" TRAILER WHEEL HUB



4 Lug (Painted)

5 Lug (Painted)

One piece cast hubs complete with pregreased bearings, seals, dust caps, cotter pin and lug nuts. 1/2"-20 Studs.

Inner Bearing Code: L44643, Outer Bearing Code: L44643, Inner Race Code: L44610, Outer Race Code: L44610, Seal Code: 125255UC

4 Lug: Lug nuts on a 4" bolt pattern.
 5 Lug: Lug nuts on a 4.5" bolt pattern.

Item#	Lugs	Capacity	Case
1053	4	1,250 lbs.	1
1054	5 UHI	1,250 lbs.	1

PAINTED 1-1/16" TRAILER WHEEL HUB



One piece cast hubs complete with pregreased bearings, seals, dust caps, cotter pin and lug nuts. 1/2"-20 Studs.

Inner Bearing Code: L44649, Outer Bearing Code: L44649, Inner Race Code: L44610, Outer Race Code: L44610, Seal Code: 125255UC

Lug nuts on a 4.5" bolt pattern.

Item#	Lugs	Capacity	Case
1055	5 UHI	1,350 lbs.	1

PAINTED 1-3/8" x 1-1/16" TAPERED TRAILER WHEEL HUB



One piece cast hubs complete with pregreased bearings, seals, dust caps, cotter pin and lug nuts. 1/2"-20 Studs.

Inner Bearing Code: L68149, Outer Bearing Code: L44649, Inner Race Code: L68111, Outer Race Code: L44610, Seal Code: 171255UCC

Lug nuts on a 4.5" bolt pattern.

Item#	Lugs	Capacity	Case
1056	5 UHI	1,750 lbs.	1

REPLACEMENT WHEEL PARTS



Replacement parts for commonly used trailer wheels.

Item#	Description	Pack	Case
1066	Spare Wheel Bolts - 1/2"-20	5	12
1067	Spare Lug Nuts - 1/2"-20	5	12

TRAILER BALL MOUNT



1042

1041

1044

1043

Corrosion resistant Black finish. Square receiver tube.

Item#	Receiver	Rise	Drop	Tongue Capacity	Tow Capacity	Case
1042	1 1/4", Straight	5/8"	1 1/4"	300 lbs.	3,500 lbs.	8
1041	1 1/4" Hi-Low	3 3/8"	3 3/4"	300 lbs.	3,500 lbs.	10
1044	2", Straight	3/4"	2"	500 lbs.	5,000 lbs.	8
1043	2", Hi-Low	2"	3 1/4"	500 lbs.	5,000 lbs.	10

TRI-BALL TRAILER HITCH



- Powder coated
- 2" Square solid shank
- 3 different size chrome balls, each with its own tow capacity

Item#	Length	Tow Capacity	Ball	Case
1039	8", 8", 6 3/4"	3,500, 6,000, 10,000	1 1/4", 2", 2 5/8"	1



A-FRAME TRAILER COUPLER



SAE CLASS IV

Item#	Capacity	Size	Case
2119	5,000 lbs.	2"	2

RECEIVER MOUNT HOOK



Fits 2" x 2" hitch receivers. Powder coated.
Do not exceed vehicle towing capacity.

Item#	Tow Capacity	Case
2114	10,000 lbs.	4

ADJUSTABLE TRI-BALL TRAILER HITCH



- Powder coated
- 2" Square solid shank
- 3 different size chrome balls, each with its own tow capacity
- 3 Hitch pins

Item#	Drop	Tow Capacity	Ball	Case
1040	4.79"	3,500, 6,000, 10,000	1 1/4", 2", 2 3/8"	1

TRAILER COUPLER BALL



Made of chrome plated steel. Complete with lock washer and nut. Packaging can be peg-hooked or self standing.

Item#	Ball	Shank	SAE Class	Capacity	Case
1017	1 1/4" dia.	3/4" x 1 1/2"	I	2000 lbs.	12
1018	1 1/4" dia.	3/4" x 2 5/8"	I	2000 lbs.	12
1019	2" dia.	3/4" x 1 1/2"	II	3500 lbs.	12
1020	2" dia.	3/4" x 2 5/8"	II	3500 lbs.	12
1021	2" dia.	1" x 2"	III	5000 lbs.	12
2112	2" dia.	1" x 2 1/4"	IV	6000 lbs.	12
1022	2 5/8" dia.	1" x 2"	IV	6000 lbs.	12
2113	2 5/8" dia.	1" x 2 1/4"	IV	6000 lbs.	12
2110	2 5/8" dia.	1 1/4" x 2 3/8"	IV / V	14000 lbs	12
2111	2 5/8" dia.	1 1/4" x 2 3/4"	IV	10000 lbs	12



RECEIVER PIN WITH CLIP



Made of zinc plated steel.

Item#	Size	Receiver	Case
1045	1/2"	Class I & II	12
1046	5/8"	Class III, IV and V	12

TRAILER HITCH LOCK



Designed to fit in padlock hole of trailer coupler for trailer security. Solid brass body hasp. Heat treated lock is pick resistant. Pin diameter 1/4". Closed position 1 1/4".

Item#	Case
1014	12

CLEVIS PIN



Corrosion resistant plating.
2116: Fits Class II Receivers & Ball Mounts

Item#	Size	Case
2115	3/8" x 4 3/4"	10
2116	1/2" x 4 3/4"	1
2117	5/8" x 4 3/4"	1
2118	3/4" x 4 3/4"	1

TRAILER SAFETY CHAIN



Zinc plated. Welded link chain with safety hooks.

Item#	Size	Receiver	Max Load	Case
1015	7/32" x 36"	Class I	700 Lbs.	10
1016	1/4" x 42"	Class III	900 lbs.	10

New HITCH MOUNT 2-BIKE RACK



Folded

- Heavy-duty steel construction with powder-coat finish
- Quick and easy loading with adjustable clamps and wheel holders with straps
- Will fit most styles of bike with tires up to 5" wide
- Quiet anti-rattle design
- 2" receiver tube—hitch pin included

Item#	Capacity	Max Load
1300	2 Bikes	200 lbs

KEY: Blue Item # = New



JACK POT!

- 1** TRAILER STABILIZING SCISSOR JACKS
2030 | With handle • 5,000 lb per jack
- 2** FOLD UP TRAILER JACK
1031 | 6" Wheel, 1,000 lb • # 1031 | 8" Wheel, 1,500 lb
- 3** DROP LEG TRAILER JACK
1033 | Heavy duty • 2,500 lb
- 4** 3,500 LB ELECTRIC JACK - White
2102 | 22.5" Full Stroke • With ground wire
- 5** 3,500 LB ELECTRIC JACK - Black
2100 | With ground wire • # 2101 | With quick plug-in 7-way connector



HIT THE TRAILS!

- HITCH MOUNT BIKE RACK** *New*
- Heavy-duty steel construction with powder-coat finish
 - Quick and easy loading with adjustable clamps and wheel holders with straps
 - Will fit most styles of bike with tires up to 5" wide
 - Quiet anti-rattle design

