



#1 IN THE WORLD




RPHA 70 ST
SEMI FLAT BLACK



#1 IN THE WORLD

2018
COLLECTION
FULL FACE / MODULAR / OPEN FACE / OFF ROAD




JONAS FOLGER
MOTO GP

HJC RIDERS



MOTO GP

MIKA KALLIO



MOTO 2

XAVI VIERGE



MOTO 2

JORGE NAVARRO



MOTO 3

ARON CANET



MOTO 3

PHILIPP ÖTTL



MOTO 3

MARCOS RAMIREZ



MOTO 3

ALBERT ARENAS




MOTOAMERICA

TONI ELIAS



FREESTYLE

NATE ADAMS



FREESTYLE

VICKI GOLDEN



FREESTYLE

MATT BYTTEN



SUPERCROSS

FREDRIK NOREN



SUPERCROSS

KYLE CHISHOLM



MX ENDURO

LAILA SANZ

CONTENTS

04-11 SPECIAL LICENSED HELMETS

STAR WARS | MARVEL | PIXAR

12-27 FULL FACE HELMETS

RPHA 70 ST | RPHA11 PRO | FG17 | IS-17 | CL-17 | CS-R3 | CL-Y

28-29 MODULAR HELMETS

IS-MAX II | CL-MAX II

30-38 OPEN FACE HELMETS

IS-5 | IS-33 II | FG-JET | CL-JET | CS-5N | CS-2N | CL-IRON ROAD | IS-CRUISER

39-45 OFF ROAD HELMETS

FG-MX | DS-X1 | CL-X7 | CS-MX II | CL-XY II

STAR WARS

© ™ & Lucasfilm. Ltd



RPHA11 PRO
KYLO REN

RPHA11 PRO
BOBA FETT



IS-5
X-WING LUKE SKYWALKER



CS-MX II
X-WING REBEL FIGHTER



IS-5
POE DAMERON





© 2017 MARVEL



CS-R3
SPIDER-MAN



RPHA 70 ST
IRON MAN



IS-17
DEADPOOL



FG-17
GHOST RIDER



CARBON



RPHA 11 PRO
JACKSON STORM



RPHA 11 PRO
LIGHTNING McQUEEN





SEMI FLAT BLACK

XS to 2XL

WHITE




OPEN CLOSE REAR VENT

Maximize the flow of air from front to back



DUAL PURPOSE TOP VENT

Two stages Intake and Exhaust of the top vent operates simultaneously for maximum air circulation.



HJ-L1 SUNSHIELD

Anti-fog coated



SHELL SIDE SCULPTURE

Help stabilize the helmet and reduce drag



NEW LOWER VENT

For maximal air intake

RPHA 70 ST
SPORT & TOURING



BLACK

SEMI FLAT TITANIUM

	XS	SM	MD	LG	XL	2XL
HELMET (cm)	54-55	55-56	57-58	58-59	60-61	62-63
CHEEK PAD (mm)	45	40	35	30	30	25
LINER (mm)	12	9	12	9	12	9

RPHA 70 ST GRANDAL



MC-2



MC-4



MC-55F



MC-15F



RPHA 70 ST DIPOL



MC-4HSF




MC-1HSF



MC-8

RPHA 11 PRO

RPHA SERIES
Performance REINVENTED



BLACK



SEMI FLAT
TITANIUM

**XS to
2XL**



SEMI FLAT BLACK



WHITE

RPHA11 PRO JONAS FOLGER REPLICA



FOLGER 94



	XS	SM	MD	LG	XL	2XL
HELMET (cm)	54-55	55-56	57-58	58-59	60-61	62-63
CHEEK PAD (mm)	45	40	35	30	30	25
LINER (mm)	12	9	12	9	12	7

RPHA11 PRO SPICHO



MC-1



MC-2



MC-55F



RPHA11 PRO DEROKA



MC-75F



MC-41

RPHA 11 PRO MILITARY SERIES

FG-17 TOBA

FG-17

WHITE SAND
MC-4



MILITARY CAMO
MC-5SF



MC-3H



MC-1



MC-5



SILVER

XS to 3XL

AVAILABLE IN SOLID COLORS

	BLACK		MATTE BLACK		SILVER		WHITE	
	XS	SM	MD	LG	XL	2XL	3XL	
HELMET (cm)	54-55	55-56	57-58	58-59	60-61	62-63	64-65	
CHEEK PAD (mm)	35	30	35	30	35	30	20	
LINER (mm)	12	9	15	12	15	12	7	



MC-5



MC-1



MC-3H



MC-10SF



MC-1



MC-5

SUPERCOOL



ANTHRACITE

XS to 2XL

AVAILABLE IN SOLID COLORS

	BLACK	MATTE BLACK	SILVER	ANTHRACITE	WHITE	
	XS	SM	MD	LG	XL	2XL
HELMET (cm)	53-54	55-56	57-58	59-60	61-62	63-64
CHEEK PAD (mm)	40	35	30	35	30	25
LINER (mm)	18	15	12	18	15	12

CL-17

CL-17 ARICA



MC-25F



MC-25F



MC-15F



MC-3HSF



MC-4HSF



MC-55F



MC-85F



SUPERCOOL



*XS-2XL ONLY

CL-17 RAGUA



MC-3HSF



MC-55F



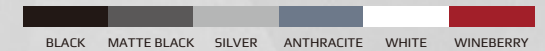
SILVER

Up to
5XL



MC-15F

AVAILABLE IN SOLID COLORS



	XS	SM	MD	LG	XL	2XL	3XL	4XL	5XL
HELMET (cm)	54-55	56-57	58-59	60-61	62-63	63-64	65-66	67-68	69-70
CHEEK PAD (mm)	40	35	30	35	30	25	25	20	17
LINER (mm)	18	15	12	18	15	12	15	12	9

CS-R3

CS-R3 SONGTAN



MC-1SF

MC-3HSF

XS to 2XL

AVAILABLE IN SOLID COLORS



	XS	SM	MD	LG	XL	2XL
HELMET (cm)	53-54	55-56	57-58	59-60	61-62	63-64
CHEEK PAD (mm)	40	35	30	35	30	25
LINER (mm)	15	12	9	15	12	9



MC-5SF

MC-8SF



MC-1

MC-4H



CL-Y SIMTIC

CL-Y



YOUTH S to L

AVAILABLE IN SOLID COLORS



	SM	MD	LG
HELMET (cm)	49-50	51-52	53-54
CHEEK PAD (mm)	27	22	17
LINER (mm)	18	15	12

IS-MAX II

IS-MAX II DOVA



MC-25F



MC-3HSF



MC-55F



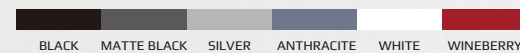
MC-15F
*SMOKE SHIELD IS NOT INCLUDED

SUPERCOOL



Up to
5XL

AVAILABLE IN SOLID COLORS

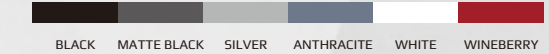


	XS	SM	MD	LG	XL	2XL	3XL	4XL	5XL
HELMET (cm)	53-54	55-56	57-58	59-60	61-62	63-64	65-66	67-68	69-70
CHEEK PAD (mm)	32	27	22	27	22	17	20	17	14
LINER (mm)	15	12	9	15	12	9	15	12	9

CL-MAX II FRICTION

CL-MAX II

AVAILABLE IN SOLID COLORS



	XS	SM	MD	LG	XL	2XL	3XL	4XL	5XL
HELMET (cm)	54-55	56-57	58-59	60-61	62-63	63-64	65-66	67-68	69-70
CHEEK PAD (mm)	35	30	25	30	25	17	20	17	14
LINER (mm)	15	12	9	15	12	9	15	12	9



MC-25F

Up to
5XL



MC-15F



MC-3HSF



MC-55F

IS-5

IS-5 SOLID



BLACK
* VISOR
INCLUDED



SEMI FLAT BLACK



METAL FLAKE BLACK



WHITE

SUPERCOOL



IS-5 BURN OUT



MC-55F

**XS to
2XL**

	XS	SM	MD	LG	XL	2XL
HELMET (cm)	54-55	55-56	57-58	58-59	60-61	62-63
CHEEK PAD (mm)	45	40	40	35	40	30
LINER (mm)	12	9	12	9	12	9

IS-5 ARROW



MC-5F



MC-9F



MC-3F



MC-10



MC-55F

XS to 2XL



MC-75F



IS-33 II NIRO

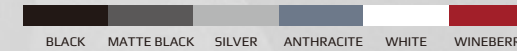
IS-33 II



PEAK VISOR INCLUDED

OPTIONAL SIDE CAPS

AVAILABLE IN SOLID COLORS



	XS	SM	MD	LG	XL	2XL
HELMET (cm)	53-54	55-56	57-58	59-60	61-62	63-64
CHEEK PAD (mm)	35	30	25	30	25	20
LINER (mm)	15	12	9	15	12	9

FG-JET



HI-VIZ YELLOW



SILVER



MATTE BLACK



BLACK



WHITE

XS to 2XL

	XS	SM	MD	LG	XL	2XL
HELMET (cm)	54-55	55-56	57-58	58-59	60-61	62-63
CHEEK PAD (mm)	35	30	35	30	25	20
LINER (mm)	12	9	15	12	12	9



CL-JET



BLACK



MATTE BLACK



XS to 2XL

	XS	SM	MD	LG	XL	2XL
HELMET (cm)	53-54	55-56	57-58	59-60	61-62	63-64
CHEEK PAD (mm)	35	30	25	30	25	20
LINER (mm)	15	12	9	15	12	9



CS-5N



XS to 2XL

AVAILABLE IN SOLID COLORS

	BLACK	MATTE BLACK	SILVER	ANTHRACITE	WHITE	WINEBERRY
	XS	SM	MD	LG	XL	2XL
HELMET (cm)	53-54	55-56	57-58	59-60	61-62	63-64
CHEEK PAD (mm)	45	40	35	40	35	30
LINER (mm)	15	12	9	15	12	9



CS-2N

CS-2N RAZOR

AVAILABLE IN SOLID COLORS

	BLACK	MATTE BLACK	SILVER	ANTHRACITE	WHITE	WINEBERRY
	XS	SM	MD	LG	XL	2XL
HELMET (cm)	53-54	55-56	57-58	59-60	61-62	63-64
LINER (mm)	12	9	7	12	9	7



XS to 2XL



SHOW BOAT



MC-5F



MC-1F



BLACK ROSE



MC-5



XS to 2XL

DIAL COMFORT ADJUSTMENT MECHANISM (DCAM)

CUSTOMIZE YOUR COMFORT WITH DCAM

1. Turn the dial clock-wise to adjust your comfort level.
2. Turn the dial counter clock-wise to loosen.



AVAILABLE IN SOLID COLORS

	BLACK			MATTE BLACK		
	XS	SM	MD	LG	XL	2XL
HELMET (cm)	53-54	55-56	57-58	59-60	61-62	63-64
LINER (mm)	12	9	7	12	9	7

CL-IRONROAD

IS-CRUISER



WINEBERRY



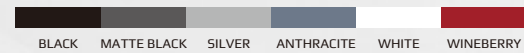
MC-5F



MC-5F

XS to 2XL

AVAILABLE IN SOLID COLORS



	XS	SM	MD	LG	XL	2XL
HELMET (cm)	53-54	55-56	57-58	59-60	61-62	63-64
LINER (mm)	18	15	12	15	12	9



BLACK

SEMI FLAT BLACK

XS to 2XL



FG-MX



WHITE

	XS	SM	MD	LG	XL	2XL
HELMET (cm)	53-54	55-56	57-58	59-60	61-62	63-64
CHEEK PAD (mm)	42	37	32	37	32	25
LINER (mm)	15	12	9	15	12	9

FG-MX PISTON



MC-2

MC-4

FG-MX AXIS



MC-55F

MC-15F

MC-3H5F

DS-X1

DS-X1 AWING



MC-55F



MC-75F

SUPERCOOL



MC-85F



SILVER

XS to 2XL

AVAILABLE IN SOLID COLORS

	BLACK	SEMI FLAT BLACK	SILVER	WHITE				
	XS	SM	MD	LG	XL	2XL		
HELMET (cm)	53-54	55-56	57-58	59-60	61-62	63-64		
CHEEK PAD (mm)	35	30	25	30	25	20		
LINER (mm)	12	12	9	15	12	9		

CL-X7 BATOR

CL-X7

Up to 5XL



MC-1



MC-3H



AVAILABLE IN SOLID COLORS

	BLACK			MATTE BLACK			WHITE		
	XS	SM	MD	LG	XL	2XL	3XL	4XL	5XL
HELMET (cm)	53-54	55-56	57-58	59-60	61-62	63-64	65-66	67-68	69-70
CHEEK PAD (mm)	35	30	25	35	30	25	20	17	14
LINER (mm)	12	9	9	15	12	9	12	9	7



MC-2

MC-5

MC-7

MC-8

SUPERCOOL



*XS-2XL ONLY

CS-MX II

CS-MX II DAKOTA



MC-25F

XS to 3XL



MC-55F

AVAILABLE IN SOLID COLORS

MATTE BLACK

	XS	SM	MD	LG	XL	2XL	3XL
HELMET (cm)	53-54	55-56	57-58	59-60	61-62	63-64	65-66
CHEEK PAD (mm)	35	30	25	30	25	20	17
LINER (mm)	15	12	9	15	12	9	9



MC-1

MC-7

MC-10

MC-23



CL-XY II BATOR

CL-XY II



MC-1



YOUTH S to XL



MC-3H

AVAILABLE IN SOLID COLORS

BLACK MATTE BLACK WHITE

	SM	MD	LG	XL
HELMET (cm)	49-50	51-52	53-54	55-56
CHEEK PAD (mm)	30	25	20	17
LINER (mm)	12	9	12	9



MC-2

MC-5

MC-7

MC-8



SIZING CHART

Helmet Size Convention Chart

SIZE	CENTIMETER	HAT SIZE	INCH
XS	53-54	6 5/8 - 6 3/4	20 7/8 - 20 1/2
SM	55-56	6 7/8 - 7	21 5/8 - 22
MD	57-58	7 1/8 - 7 1/4	22 1/2 - 22 7/8
LG	59-60	7 3/8 - 7 1/2	23 1/4 - 23 5/8
XL	61-62	7 5/8 - 7 3/4	24 - 24 3/8
2XL	63-64	7 7/8 - 8	24 3/4 - 25 1/4
3XL	65-66	8 1/8 - 8 1/4	25 3/8 - 26
4XL	67-68	8 3/8 - 8 1/2	26 3/8 - 26 3/4
5XL	69-70	8 3/4	27 1/4 - 27 5/8

RPHA SERIES, FG-17, FG-JET

SIZE	CM	HAT SIZE	INCH
XS	54-55	6 3/4 - 6 7/8	21 1/4 - 21 5/8
SM	55-56	6 7/8 - 7	21 5/8 - 22
MD	57-58	7 1/8 - 7 1/4	22 1/2 - 22 7/8
LG	58-59	7 1/4 - 7 3/8	22 7/8 - 23 1/4
XL	60-61	7 1/2 - 7 5/8	23 5/8 - 24
2XL	62-63	7 3/4 - 7 7/8	24 3/8 - 24 3/4
3XL	64-65	8 - 8 1/8	25 1/4 - 25 5/8

CL-Y (YOUTH)

SIZE	CM	HAT SIZE	INCH
SM	49-50	6 3/4 - 6 7/8	21 1/4 - 21 5/8
MD	51-52	6 7/8 - 7	21 5/8 - 22
LG	53-54	7 1/8 - 7 1/4	22 1/2 - 22 7/8

CL-17 & CL-17 PLUS

SIZE	CM	HAT SIZE	INCH
XS	54-55	6 3/4 - 6 7/8	21 1/4 - 21 5/8
SM	55-56	7 - 7 1/8	22 - 22 1/2
MD	57-58	7 1/4 - 7 3/8	22 7/8 - 23 1/4
LG	59-60	7 1/2 - 7 5/8	23 5/8 - 24
XL	61-62	7 3/4 - 7 7/8	24 3/8 - 24 3/4
2XL	63-64	8 - 8 1/8	25 1/4 - 25 5/8
3XL	65-66	8 1/8 - 8 1/4	25 5/8 - 26
4XL	67-68	8 3/8 - 8 1/2	26 3/8 - 26 3/4
5XL	69-70	8 3/4	27 1/4 - 27 5/8

CL-XY II (YOUTH)

SIZE	CM	HAT SIZE	INCH
SM	49-50	6 1/8 - 6 1/4	19 1/4 - 19 3/8
MD	51-52	6 3/8 - 6 1/2	20 5/8 - 20 1/2
LG	53-54	6 5/8 - 6 3/4	20 7/8 - 21 1/4
XL	55-56	6 7/8 - 7	21 5/8 - 22

SELECTING THE RIGHT HELMET

A Never buy a used helmet or borrow someone else's helmet. Over time the protective foam in helmets will adjust to the contours of a user's head. A used or borrowed helmet may not offer as much protection as a new helmet.

A Wearing the wrong size helmet can increase your risk of serious injury or death in an accident. A helmet that is too large for your head may be dislodged or knocked off in an accident. To select the right size helmet for your head, follow these instructions:

- 1 Measure your head.** Wrap a tape measure around your head about one inch (2.5cm) above your eyebrows.
- 2 Use the sizing chart** to select the helmet size that corresponds most closely to your head measurement. If your head size falls between two helmet sizes, try on the larger helmet first and then the smaller size.
- 3 Try on the helmet** by grasping both chin straps to pull the helmet completely onto your head, ensuring that the top of your head is in contact with the top of the helmet interior.
- 4 Check for a proper fit.** To make sure your helmet is the right size, check that:
 - The helmet inner linings fits snugly around your head.
 - The top pad presses firmly on your head.
 - There is no space around your brow under the inner lining.
 - Test this by trying to insert your fingers.

If the helmet does not fit snugly, try on a smaller size.

5 Check your field of vision when trying on a helmet Some helmets may obstruct or block your vision when looking left, right, up, or down.

A Always make sure you can see well enough to safely operate your motorcycle.

6 Test the helmet fit by placing your hands on each side of the helmet. While holding your head as motionless as possible, try rotating your helmet from left to right then up and down. If you can feel the helmet padding sliding on your head, it is too big, try a size smaller. You should feel the helmet move the skin on your head and face as you try to move the helmet.



7 Fasten the retention system (chin strap) as tight as possible under your jaw without causing pain. There must be no slack in the strap, and the strap must be tight up against your jaw.

8 Test the retention system (chin strap)

• Put your hands on the back of the helmet and try to push the helmet off by rotating it forward.

• Put your hands on the front of the helmet above your forehead (or on the chin guard) and try to push the helmet off by rotating backward.



A If helmet comes off, try another size or another model or brand.

Repeat steps 3 through 8 until you find a helmet that fits your head snugly and securely.

SKIPFOG® ANTIFOG LENS

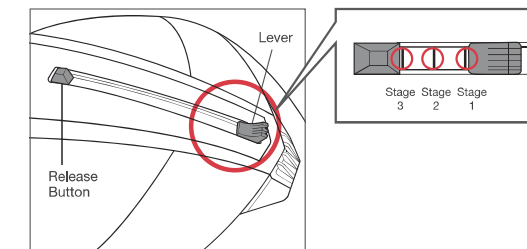
CLEAR VISOR,
NO SCIENCE FICTION



SUNSHIELD OPERATION

There are three positions for the sunshield sliding lever.

- **Stage 1 Standard position:** works best for leaned forward riding position - (sportbikes) and when more nose clearance is desired.
- **Stage 2 Lower position:** works best for more upright riding position (cruisers and touring bikes)
- **Stage 3 Lowest position:** Used primarily for sunshield removal and replacement. Release button must be held down to get to Stage 3.



SHIELD TYPES	HELMET MODEL
HJ-03	CL-12Y, CL-14Y, CS-12Y, CS-Y
HJ-05	AC-10, CL-12, CL-Y, CS-12, SY-MAX
HJ-07	AC-11, CL-14, CL-MAX
HJ-09	AC-12, CL-15, CL-16, CL-5P, CS-R1, CS-R2, CS-R3, FS-10, FS-15, IS-16, CL-17, CL-17 PLUS
HJ-11	AC-3, CL-33
HJ-12	FS-3
HJ-17	CL-MAX 2, IS-MAX BT, SY-MAX III, IS-MAX II
HJ-17J	CL-JET, IS-33
HJ-17R	FG-JET, IS-33 II
HJ-20	RPHA 10 PRO, RPHA 10, RPS-10
HJ-20M	FG-17, IS-17
HJ-20ST	RPHA 5T
HJ-52	SY-MAX II
HJ25	RPHA MAX
HJ-26	RPHA 70 ST, RPHA 11 PRO
HJ-27	DS-X1

Discover other motorcycle helmets on our website.