



**#1 IN THE WORLD**

**2016 SPRING  
COLLECTION**

FULL FACE/ MODULAR  
OPEN FACE / OFF ROAD

RPHA ST





# CONTENTS

## ■ FULL FACE

RPHA 10 PRO.....	4-6
RPHA ST.....	7-9
FG-17.....	10-12
IS-17.....	13-15
CL-17.....	16-19
CS-R3.....	20-21
CS-R2.....	22
CL-Y.....	23

## ■ MODULAR

RPHA MAX.....	24
SY-MAX III.....	25
IS-MAX II.....	26-27
CL-MAX II.....	28

## ■ OPEN FACE

FG-JET.....	29
IS-33 II.....	30
CL-JET.....	31
CL-33.....	32
CS-5N.....	32
IS-CRUISER.....	33
IS-2.....	34
CS-2N.....	34
CL-IRONROAD.....	35

## ■ OFF ROAD

RPHA X.....	36
FG-X.....	37-38
CL-X7.....	39-41
CS-MX II.....	42-43
CL-XY II.....	44-45

# RPHA 10 PRO

## RPHA SERIES Performance REINVENTED



ANTHRACITE

### FEATURES

- **Advanced P.I.M. (Premium Integrated Matrix) Construction:** A matrix of Carbon Fiber, Aramid, Fiberglass and Organic Non-Woven Fabric create a remarkably strong yet extremely lightweight shell designed for superior fit and comfort using advanced CAD technology.
- **“ACS” Advanced Channeling Ventilation System:** Full front to back airflow flushes heat and humidity up and out. Countless hours of development and testing conducted inside of our advanced wind tunnel have resulted in absolute smooth air flow both inside and outside. The reward is low wind resistance and maximum ventilation.
- **Max Air-flow Top Vent:** Variable air flow is adjusted by glove-friendly dials on each intake vent.
- **Optically-superior Pinlock®-prepared 2D Flat-Racing Shield:** provides 95% UV protection, anti-scratch coating and is prepared for the ultimate anti-fog system. Pinlock fog-resistant insert lens included.
- **Innovative Center One-Touch Open/Close Locking System:** designed for an extremely secure seal.
- **RapidFire™ II Shield Replacement System:** Simple and secure shield ratchet system provides ultra-quick, tool-less removal and installation for efficient operation.
- **SilverCool Plus™ Interior:** Premium soft feel with Ginkgo Extract, moisture-wicking and odor-free interior with advanced silver anti-bacterial fabric. Crown and cheek pads are fully removable and washable.
- **DOT & SNELL approved**
- **SIZES: XS - 2XL**

◀ ALSO AVAILABLE IN SOLID COLORS ▶



(As a guide only. Helmets must be tried on in person. Please review HJC's Owner's manual.)

SIZING CHART	XS	SM	MD	LG	XL	2XL
HELMET SIZE (cm)	54-55	55-56	57-58	58-59	60-61	62-63
CHEEK PAD SIZE (mm)	35	30	35	35	30	25
LINER SIZE (mm)	9	7	12	15	12	9

**BREATH  
DEFLECTOR  
INCLUDED**

**CHIN  
CURTAIN  
INCLUDED**

**5 YEAR  
WARRANTY**

**RPHA 10 PRO SPARTEON**



MC-1



**RPHA 10 PRO JORGE LORENZO REPLICA III**



MC-1



**RPHA 10 PRO CYPHER**



MC-5F



MC-1F



**RPHA 10 PRO ELSWORTH**



MC-6



# RPHA ST

# RPHA SERIES

Performance REINVENTED



INTEGRATED SUNSHIELD

ADVANCED P.I.M. (PREMIUM INTEGRATED MATRIX) CONSTRUCTION

INNOVATIVE CENTER ONE-TOUCH OPEN/CLOSE LOCKING SYSTEM

SILVER

SILVERCOOL™ PLUS INTERIOR

RAPIDFIRE™ II SHIELD REPLACEMENT SYSTEM

## FEATURES

- **Advanced P.I.M. (Premium Integrated Matrix) Construction:** A matrix of Carbon Fiber, Aramid, Fiberglass and Organic Non-Woven Fabric create a remarkably strong yet extremely lightweight shell designed for superior fit and comfort using advanced CAD technology.
- **For the perfect and compact dimensions, RPHA ST comes in 3 different shells:** 1st shell for XS-S sizing, 2nd for M-L sizing and 3rd for XL-2XL sizing.
- **“ACS” Advanced Channeling Ventilation System:** Full front to back airflow flushes heat and humidity up and out.
- **Optically-superior Pinlock® 100% Max Vision®-prepared Face Shield:** New 3D design provides 95% UV protection, anti-scratch coating and is prepared for the ultimate anti-fog system. Pinlock 100% Max Vision fog-resistant lens included.
- **Innovative Center One-Touch Open/Close Locking System:** designed for an extremely secure seal.
- **RapidFire™ II Shield Replacement System:** Simple and secure shield ratchet system provides ultra-quick, tool-less removal and installation for efficient operation.
- **One-Touch Integrated SunShield:** Smoke-tinted anti-scratch SunShield deploys quickly and easily.
- **SilverCool Plus™ Interior:** Premium soft feel with Ginkgo Extract, moisture-wicking and odor-free interior with advanced silver anti-bacterial fabric. Crown and cheek pads are fully removable and washable. All RPHA ST cheek pads are interchangeable throughout all helmet sizes.
- **Glasses Groove can accommodate riders who wear glasses.**
- **DOT approved**
- **SIZES: XS - 2XL**

◀ ALSO AVAILABLE IN SOLID COLORS ▶



(As a guide only. Helmets must be tried on in person. Please review HJC's Owner's manual.)

SIZING CHART	XS	SM	MD	LG	XL	2XL
HELMET SIZE (cm)	54-55	55-56	57-58	58-59	60-61	62-63
CHEEK PAD SIZE (mm)	40	35	40	35	30	25
LINER SIZE (mm)	15	12	18	15	12	9

**BREATH DEFLECTOR INCLUDED**

**CHIN CURTAIN INCLUDED**

**5 YEAR WARRANTY**

RPHA ST ZAYTUN



MC-1



MC-4HSF



MC-5



MC-2



MC-10SF



**RPHA ST KNUCKLE**



MC-5F



MC-4HF



**RPHA ST RUGAL**



MC-2



MC-5



MC-1



# FG-17



## FEATURES

- **The race-ready helmet tested at Wind Tunnel Laboratory.**
- **Advanced Fiberglass Composite Shell:** Lightweight, superior fit and comfort using advanced CAD technology.
- **For more comfortable fit, FG-17 comes in 3 different shells:** 1st. shell for XS-S sizing, 2nd. for M-L sizing, and 3rd. for XL-3XL sizing.
- **“ACS” Advanced Channeling Ventilation System:** Full front to back airflow flushes heat and humidity up and out.
- **Optically-superior Pinlock® 100% Max Vision®-prepared Face Shield:** New 3D design provides 95% UV protection, anti-scratch coating and is prepared for the ultimate anti-fog system. Pinlock 100% Max Vision fog-resistant insert lens sold separately.
- **RapidFire™ II Shield Replacement System:** Simple and secure shield ratchet system provides ultra-quick, tool-less removal and installation for efficient operation.
- **SilverCool™ Interior:** Moisture-wicking and odor-free interior with advanced silver anti-bacterial fabric. Crown and cheek pads are fully removable and washable. All FG-17 cheek pads are interchangeable throughout all helmet sizes.
- **DOT & SNELL approved**
- **SIZES: XS - 3XL**

◀ ALSO AVAILABLE IN SOLID COLORS ▶




(As a guide only. Helmets must be tried on in person. Please review HJC's Owner's manual.)

SIZING CHART	XS	SM	MD	LG	XL	2XL	3XL
HELMET SIZE (cm)	54-55	55-56	57-58	58-59	60-61	62-63	64-65
CHEEK PAD SIZE (mm)	35	30	35	30	35	30	20
LINER SIZE (mm)	12	9	15	12	15	12	7

**BREATH  
DEFLECTOR  
INCLUDED**

**FG-17 VALHALLA**



MC-5F



MC-5F



**FG-17 THRUST**



MC-1F

MC-2F

MC-5F



MC-6F



**FG-17 FLUTURA**



MC-8F



MC-5



MC-2



# IS-17



• **ADVANCED POLYCARBONATE COMPOSITE SHELL**

• **INTEGRATED SUNSHIELD**

• **RAPIDFIRE™ II SHIELD REPLACEMENT SYSTEM**

• **SUPERCOOL™ INTERIOR**

• **INNOVATIVE CENTER ONE-TOUCH OPEN/CLOSE LOCKING SYSTEM**

ANTHRACITE

## FEATURES

- **Advanced Polycarbonate Composite Shell:** Lightweight, superior fit and comfort using advanced CAD technology.
- **Optically-superior Pinlock® 100% Max Vision®-prepared Face Shield:** New 3D design provides 95% UV protection, anti-scratch coating and is prepared for the ultimate anti-fog system. Pinlock 100% Max Vision fog-resistant lens sold separately.
- **One-Touch Integrated SunShield:** 3-stage adjustable, smoke-tinted and anti-scratch SunShield deploys quickly and easily.
- **RapidFire™ II shield replacement system:** Simple and secure shield ratchet system provides ultra-quick, tool less removal and installation for efficient operation.
- **SuperCool® Interior:** Moisture-wicking and antibacterial fabric. Crown and cheek pads are fully removable and washable. All IS-17 cheek pads are interchangeable throughout all helmet sizes.
- **Glasses Groove can accommodate riders who wear glasses.**
- **DOT approved**
- **SIZES: XS - 2XL**

◀ ALSO AVAILABLE IN SOLID COLORS ▶



WHITE BLACK SILVER ANTHRACITE MATTE BLACK  
(As a guide only. Helmets must be tried on in person. Please review HJC's Owner's manual.)

SIZING CHART	XS	SM	MD	LG	XL	2XL
HELMET SIZE (cm)	53-54	55-56	57-58	59-60	61-62	63-64
CHEEK PAD SIZE (mm)	40	35	30	35	30	25
LINER SIZE (mm)	18	15	12	18	15	12

**BREATH DEFLECTOR INCLUDED**

IS-17 GRAPPLE



MC-1



MC-2



Reflective Material



MC-4



MC-5



MC-3H



**IS-17 BLUR**



MC-5



MC-8



**IS-17 SPARK**



MC-1



MC-5N



MC-2



# CL-17

"ACS" ADVANCED CHANNELING VENTILATION SYSTEM

ADVANCED POLYCARBONATE COMPOSITE SHELL



SILVER

RAPIDFIRE™ SHIELD REPLACEMENT SYSTEM

SUPERCOOL™ INTERIOR

## FEATURES

- **Advanced Polycarbonate Composite Shell:** Lightweight, superior fit and comfort using advanced CAD technology.
- **"ACS" Advanced Channeling Ventilation System:** Full front to back airflow flushes heat and humidity up and out.
- **Optically-superior Pinlock®-prepared Face Shield:** New 3D design provides 95% UV protection, anti-scratch coating and is prepared for the ultimate anti-fog system. Pinlock lens sold separately.
- **RapidFire™ Shield Replacement System:** Simple and secure shield ratchet system provides ultra-quick, tool-less removal and installation for efficient operation.
- **SuperCool® Interior:** Moisture-wicking and antibacterial fabric. Crown and cheek pads are fully removable and washable. All CL-17 cheek pads are interchangeable throughout all helmet sizes.
- **DOT & SNELL approved (CL-17 Plus: 3XL-5XL DOT Only)**
- **SIZES: XS-5XL**

◀ ALSO AVAILABLE IN SOLID COLORS ▶



(As a guide only. Helmets must be tried on in person. Please review HJC's Owner's manual.)

SIZING CHART	XS	SM	MD	LG	XL	2XL	3XL	4XL	5XL
HELMET SIZE (cm)	54-55	56-57	58-59	60-61	62-63	63-64	65-66	67-68	69-70
CHEEK PAD SIZE (mm)	40	35	30	35	30	25	25	20	17
LINER SIZE (mm)	18	15	12	18	15	12	15	12	9

UPTO  
**5XL**

**BREATH  
DEFLECTOR  
INCLUDED**



CL-17 VOID **NEW**



MC-3HF



MC-5F



CL-17 STRIKER



MC-1H



MC-1



MC-2



MC-3H



MC-4



MC-5



MC-8

CL-17 STREAMLINE



MC-2F



MC-1F




MC-3HF



MC-5F



MC-5GF



MC-5GF

\*Reflective Material



MC-8F

# CS-R3

NEW

CS-R3 SOLID **NEW**

## FEATURES

- **Advanced Polycarbonate Composite Shell:** Lightweight, superior fit and comfort using advanced CAD technology.
- **Advanced Ventilation System:** Adjustable forehead and chin vents, and two rear exhaust vents.
- **Optically-superior Face Shield:** provides 95% UV protection.
- **RapidFire™ Shield Replacement System:** Simple and secure shield ratchet system provides ultra-quick, tool-less removal and installation for efficient operation.
- **Nylex® Interior:** Plush, moisture-wicking fabric. Crown and cheek pads are fully removable and washable. All CS-R2 cheek pads are interchangeable throughout all helmet sizes.
- **DOT approved**
- **SIZES:** XS-2XL

(As a guide only. Helmets must be tried on in person. Please review HJC's Owner's manual.)

SIZING CHART	XS	SM	MD	LG	XL	2XL
HELMET SIZE (cm)	53-54	55-56	57-58	59-60	61-62	63-64
CHEEK PAD SIZE (mm)	40	35	30	35	30	25
LINER SIZE (mm)	15	12	9	15	12	9



WHITE



BLACK



MATTE BLACK



CANDY RED



WINEBERRY



SILVER





MC-2



MC-1



MC-5



MC-1F



MC-2F



MC-3HF



MC-4F



MC-5F



MC-6HF



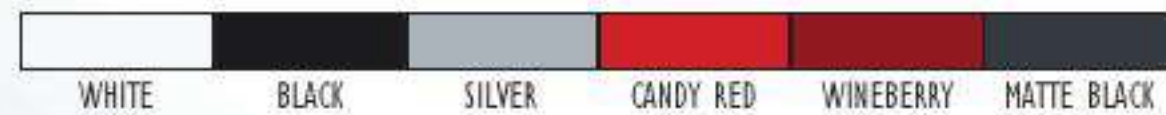
MC-8F

# CS-R2

## FEATURES

- **Advanced Polycarbonate Composite Shell:** Lightweight, superior fit and comfort using advanced CAD technology.
- **Advanced Ventilation System:** Adjustable forehead and chin vents, and two rear exhaust vents.
- **Optically-superior Face Shield:** provides 95% UV protection.
- **RapidFire™ Shield Replacement System:** Simple and secure shield ratchet system provides ultra-quick, tool-less removal and installation for efficient operation.
- **Nylex® Interior:** Plush, moisture-wicking fabric. Crown and cheek pads are fully removable and washable. All CS-R2 cheek pads are interchangeable throughout all helmet sizes.
- **DOT approved**
- **SIZES:** XS-2XL

◀ ALSO AVAILABLE IN SOLID COLORS ▶



(As a guide only. Helmets must be tried on in person. Please review HJC's Owner's manual.)

SIZING CHART	XS	SM	MD	LG	XL	2XL
HELMET SIZE (cm)	53-54	55-56	57-58	59-60	61-62	63-64
CHEEK PAD SIZE (mm)	40	35	30	30	25	20
LINER SIZE (mm)	15	12	9	12	9	7

## CS-R2 SECA



MC-4



MC-2



MC-1



MC-3

## CS-R2 FLAME BLOCK



MC-2



MC-7



MC-5



MC-6



MC-8

# CL-Y

## FEATURES

- **True Youth Size Polycarbonate Shell:** Lightweight, superior fit and comfort using advanced CAD technology.
- **Integrated Ventilation System:** Provides cooling airflow.
- **Large Eye Port Design:** For maximum visibility.
- **Flush-mounted Shield/Ratchet System:** Simple and easy to use.
- **Plush, Nylex® Interior:** Washable and Removable.
- **DOT approved**
- **SIZES:** Youth Small, Youth Medium, Youth Large

◀ ALSO AVAILABLE IN SOLID COLORS ▶



(As a guide only. Helmets must be tried on in person. Please review HJC's Owner's manual.)

SIZING CHART	SM	MD	LG
HELMET SIZE (cm)	49-50	51-52	53-54
CHEEK PAD SIZE (mm)	30	25	20
LINEX SIZE (mm)	18	15	12

## CL-Y FLAME FACE



## CL-Y STRIKER





# RPHA MAX

# RPHA SERIES

Performance REINVENTED



**INNOVATIVE CENTER ONE-TOUCH OPEN/CLOSE LOCKING SYSTEM**

SILVER

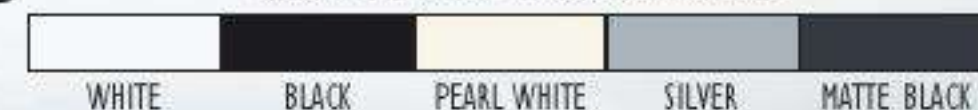
**ADVANCED P.I.M. (PREMIUM INTEGRATED MATRIX) CONSTRUCTION**

## FEATURES

- **Advanced P.I.M. (Premium Integrated Matrix) Construction:** A matrix of Carbon Fiber, Aramid, Fiberglass and Organic Non-Woven Fabric create a remarkably strong yet extremely lightweight shell designed for superior fit and comfort using advanced CAD technology.
- **Optimal Shell Sizing:** Three shell sizes (XS-S, M-L and XL-XXL) provide riders with proportional sizing.
- **One-Touch Integrated SunShield:** 3-stage adjustable, smoke-tinted and anti-scratch SunShield deploys quickly and easily.
- **Extremely Quiet:** Developed in HJC's wind tunnel laboratory at high speeds to mitigate wind noise levels; only 84dB at 100 kph/62.5 mph.
- **Sport Helmet Design:** Extremely compact and aerodynamic design gives the RPHA Max the look of a full-face sportbike helmet. 3D Anti Scratch Shield and Pinlock 100% Max Vision Included.
- **Innovative Center One-Touch Locking System:** Easy open/close action with an extremely secure seal.
- **RapidFire™ II Shield Replacement System:** Simple and secure shield ratchet system provides ultra-quick, tool-less removal and installation for efficient operation.
- **COOL4EVER™ interior:** Lightweight, moisture wicking, odor free and anti bacterial, premium soft feel with Ginkgo extract. Innovative new fabric offers self-cooling properties. It cools down faster than other major fabrics. Extremely important for long hot rides. Crown and cheek pads are removable and washable. All RPHA MAX cheek pads are interchangeable throughout all helmet sizes.
- **DOT approved**
- **XS - 2XL**

**RAPIDFIRE™ II SHIELD REPLACEMENT SYSTEM**

◀ ALSO AVAILABLE IN SOLID COLORS ▶



(As a guide only. Helmets must be tried on in person. Please review HJC's Owner's manual.)

SIZING CHART	XS	SM	MD	LG	XL	2XL
HELMET SIZE (cm)	54-55	55-56	57-58	58-59	60-61	62-63
CHEEK PAD SIZE (mm)	37	32	32	27	27	22
LINER SIZE (mm)	12	9	15	12	12	9



**COOL4EVER™ INTERIOR**

**BREATH DEFLECTOR INCLUDED**

**CHIN CURTAIN INCLUDED**

**5 YEAR WARRANTY**

# SY-MAX III



## FEATURES

- **Advanced Fiberglass Shell with Adjustable Polycarbonate Chinbar:** Lightweight, superior fit and comfort using advanced CAD technology.
- **One-Touch Integrated SunShield:** 3-stage adjustable, smoke-tinted and anti-scratch SunShield deploys quickly and easily.
- **QuickSlide™ Shield Replacement System:** Quick, secure, tool-less removal and installation.
- **“ACS” Advanced Channeling Ventilation System:** Full front to back airflow flushes heat and humidity up and out.
- **Optically-superior Pinlock®-prepared Face Shield:** New 3D design provides 95% UV protection, anti-scratch coating and is prepared for the ultimate anti-fog system. Pinlock lens sold separately.
- **Single-button Chin Bar/Face shield Release:** Open with one hand even with gloves on.
- **SilverCool™ Interior:** Moisture-wicking and odor-free interior with advanced silver anti-bacterial fabric. Crown and cheek pads are fully removable and washable. All SY-MAX 3 cheek pads are interchangeable throughout all helmet sizes.
- **Ready for Bluetooth communication:** Built in recesses for the ChatterBox™ and speakers.
- **DOT approved**
- **SIZES: XS-2XL**

(As a guide only. Helmets must be tried on in person. Please review HJC's Owner's manual.)

SIZING CHART	XS	SM	MD	LG	XL	2XL
HELMET SIZE (cm)	53-54	55-56	57-58	59-60	61-62	63-64
CHEEK PAD SIZE (mm)	37	32	27	30	25	20
LINER SIZE (mm)	18	15	12	15	12	9



WHITE

BLACK

HI-VIZ  
YELLOW

MATTE  
BLACK

# IS-MAX II

INTEGRATED  
SUNSHIELD

ADVANCED POLYCARBONATE  
COMPOSITE SHELL



SILVER

QUICKSLIDE™ SHIELD  
REPLACEMENT SYSTEM

SUPERCOOL™ INTERIOR

## FEATURES

- **Advanced Polycarbonate Composite Shell with Adjustable Polycarbonate Chinbar:** Lightweight, superior fit and comfort using advanced CAD technology.
- **Single-button Chin bar/Face shield Release:** Open with one hand even with gloves on\*.
- **“ACS” Advanced Channeling Ventilation System:** Full front to back airflow flushes heat and humidity up and out.
- **Optically-superior Pinlock®-prepared Face Shield:** New 3D design provides 95% UV protection, anti-scratch coating and is prepared for the ultimate anti-fog system. Pinlock lens sold separately.
- **QuickSlide™ Shield Replacement System:** Quick, secure, tool-less removal and installation.
- **One-Touch Integrated SunShield:** 3-stage adjustable, smoke-tinted and anti-scratch SunShield deploys quickly and easily.
- **SuperCool® Interior:** Moisture-wicking and antibacterial fabric. Crown and cheek pads are fully removable and washable. All IS-MAX 2 cheek pads are interchangeable throughout all helmet sizes.
- **Glasses Groove can accommodate riders who wear glasses.**
- **DOT approved**
- **SIZES: XS-5XL**

(As a guide only. Helmets must be tried on in person. Please review HJC's Owner's manual.)

SIZING CHART	XS	SM	MD	LG	XL	2XL	3XL	4XL	5XL
HELMET SIZE (cm)	53-54	55-56	57-58	59-60	61-62	63-64	65-66	67-68	69-70
CHEEK PAD SIZE (mm)	32	27	22	27	22	17	20	17	14
LINER SIZE (mm)	15	12	9	15	12	9	15	12	9



WHITE

BLACK



ANTHRACITE

WINE BERRY

MATTE BLACK

UPTO  
**5XL**

**IS-MAX II ELEMENT**



MC-3H



MC-1



MC-2



MC-4



MC-5

**IS-MAX II STYLE**



MC-5F




# CL-MAX II

## FEATURES

- **Ready for Bluetooth communication:** Built in recesses for the ChatterBox™ XBi2-H and speakers.
- **Advanced Polycarbonate Composite Shell:** Lightweight, superior fit and comfort using advanced CAD technology.
- **Single-button Chinbar Release:** Opens with one hand even with gloves on.
- **“ACS” Advanced Channeling Ventilation System:** Full front to back airflow flushes heat and humidity up and out.
- **Optically-superior Face Shield:** provides 95% UV protection.
- **QuickSlide™ Shield Replacement System:** Quick, secure, tool-less removal and installation.
- **Bioceramic Nylex® Interior:** Moisture-wicking and anti-bacterial fabric. Crown and cheek pads are fully removable and washable. All CL-MAX 2 cheek pads are interchangeable throughout all helmet sizes.
- **DOT Approved**
- **SIZES:** XS-5XL (MC-8 available in sizes XS-XL)

◀ ALSO AVAILABLE IN SOLID COLORS ▶



(As a guide only. Helmets must be tried on in person. Please review HJC's Owner's manual.)

SIZING CHART	XS	SM	MD	LG	XL	2XL	3XL	4XL	5XL
HELMET SIZE (cm)	54-55	56-57	58-59	60-61	62-63	63-64	65-66	67-68	69-70
CHEEK PAD SIZE (mm)	35	30	25	30	25	17	20	17	14
LINER SIZE (mm)	15	12	9	15	12	9	15	12	9

## CL-MAX II RIDGE



MC-4



MC-1

MC-2

MC-3H

MC-5

MC-6

MC-8

UPTO  
**5XL**

# FG-JET

## FEATURES

- **Cutting edge open face design with inner sunshield.**
- **Advanced Fiberglass Composite Shell:** Lightweight, Superior fit and comfort using advanced CAD technology.
- **For more comfortable fit, FG-JET comes in 3 different shells:** 1st shell: XS-S sizing, 2nd: M-L and 3rd: XL-2XL.
- **"ACS" Advanced Channeling Ventilation System:** Full front to back airflow flushes heat and humidity up and out.
- **Optically-superior Face Shield:** provides 95% UV protection and anti-scratch coating.
- **QuickSlide™ Shield Replacement System:** Quick, secure, tool-less removal and installation.
- **One-touch Integrated Sunshield:** Three positions for sunshield sliding lever which is adjustable. Smoke tinted Sunshield deploys quickly and easily.
- **SilverCool™ Interior:** Moisture-wicking and odor-free liners with advanced silver anti-bacterial fabric. Crown and cheek pads are fully removable and washable.
- **Cheek pads are interchangeable in all helmet sizes**
- **DOT Approved**
- **SIZES: XS-2XL**

(As a guide only. Helmets must be tried on in person. Please review HJC's Owner's manual.)

SIZING CHART	XS	SM	MD	LG	XL	2XL
HELMET SIZE (cm)	54-55	55-56	57-58	58-59	60-61	62-63
CHEEK PAD SIZE (mm)	40	35	35	30	30	25
LINER SIZE (mm)	12	9	15	12	12	9



SILVER



BLACK

WHITE

HI-VIZ YELLOW

MATTE BLACK

# IS-33 II

## FEATURES

- **Advanced Polycarbonate Composite Shell:** Lightweight, superior fit and comfort using advanced CAD technology.
- **Optically-superior Face Shield:** provides 95% UV protection and anti-scratch coating.
- **QuickSlide™ Shield Replacement System:** Quick, secure, tool-less removal and installation.
- **One-Touch Integrated SunShield:** 3-stage adjustable, smoke-tinted and anti-scratch SunShield deploys quickly and easily.
- **“ACS” Advanced Channeling Ventilation System:** Full front to back airflow flushes heat and humidity up and out.
- **SuperCool® Interior:** Moisture-wicking and antibacterial fabric. Crown and cheek pads are fully removable and washable. All IS-33 II cheek pads are interchangeable throughout all helmet sizes.
- **Glasses Groove can accommodate riders who wear glasses.**
- **Sleek, Aerodynamic Peak Visor:** Includes the optional easy-to-install peak visor.
- **Optional side cap available:** Sold separately.
- **DOT approved**
- **SIZES: XS-2XL**

(As a guide only. Helmets must be tried on in person. Please review HJC's Owner's manual.)

SIZING CHART	XS	SM	MD	LG	XL	2XL
HELMET SIZE (cm)	53-54	55-56	57-58	59-60	61-62	63-64
CHEEK PAD SIZE (mm)	35	30	25	30	25	20
LINER SIZE (mm)	15	12	9	15	12	9



SILVER



PEAK VISOR

OPTIONAL SIDE CAP



WHITE



BLACK



ANTHRACITE



WINE BERRY



MATTE BLACK

# CL-JET

## FEATURES

- **Advanced Polycarbonate Composite Shell:** Lightweight, superior fit and comfort using advanced CAD technology.
- **“ACS” Advanced Channeling Ventilation System:** Full front to back airflow flushes heat and humidity up and out.
- **QuickSlide™ Shield Replacement System:** Quick, secure, tool-less removal and installation.
- **Optically-superior Face Shield:** provides 95% UV protection and anti-scratch coating.
- **Nylex® Interior:** Plush, moisture-wicking fabric. Crown and cheek pads are fully removable and washable. All CL-JET cheek pads are interchangeable throughout all helmet sizes.
- **DOT approved**
- **SIZES:** XS-2XL

(As a guide only. Helmets must be tried on in person. Please review HJC's Owner's manual.)

SIZING CHART	XS	SM	MD	LG	XL	2XL
HELMET SIZE (cm)	53-54	55-56	57-58	59-60	61-62	63-64
CHEEK PAD SIZE (mm)	35	30	25	30	25	20
LINER SIZE (mm)	15	12	9	15	12	9



MATTE BLACK



BLACK



# IS-CRUISER

## IS-CRUISER SOLID

### FEATURES

- **Advanced Polycarbonate Composite Shell:** Lightweight, superior fit and comfort using advanced CAD technology.
- **Integrated SunShield:** Smoke-tinted and anti-scratch SunShield deploys easy to slide up or down.
- **Nylex® Interior:** Plush, moisture wicking material with removable and washable liner.
- **DOT approved**
- **SIZES:** XS-2XL

(As a guide only. Helmets must be tried on in person. Please review HJC's Owner's manual.)

SIZING CHART	XS	SM	MD	LG	XL	2XL
HELMET SIZE (cm)	53-54	55-56	57-58	59-60	61-62	63-64
LINER SIZE (mm)	18	15	12	15	12	9



BLACK



WHITE



ANTHRACITE



SILVER



WINEBERRY



ANTHRACITE



BLACK



SILVER



WINE BERRY



WHITE



MATTE BLACK

# CS-5N

### FEATURES

- **Thermoplastic Alloy Shell:** Lightweight, superior fit and comfort using advanced CAD technology.
- **Two Adjustable Forehead Vents:** Delivers cooling air.
- **Nylex® Interior:** Plush, moisture-wicking fabric.
- **Aerodynamic Visor:** Low-profile design.
- **DOT approved**
- **SIZES:** 2XS - 2XL

(As a guide only. Helmets must be tried on in person. Please review HJC's Owner's manual.)

SIZING CHART	2XS	XS	SM	MD	LG	XL	2XL
HELMET SIZE (cm)	51-52	53-54	55-56	57-58	59-60	61-62	63-64
CREEK PAD SIZE (mm)	50	45	40	35	40	35	30
LINER SIZE (mm)	18	15	12	9	15	12	9

# IS-2

## IS-2 BLOSSOM

### FEATURES

- **Advanced Polycarbonate Composite Shell:** Lightweight, superior fit and comfort using advanced CAD technology.
- **Integrated SunShield:** Smoke-tinted shield deploys easily when needed.
- **SilverCool™ Interior:** Moisture-wicking and odor-free interior with advanced silver anti-bacterial fabric. Comfortable, removable and washable.
- **DOT approved**
- **SIZES:** XS-2XL

◀ ALSO AVAILABLE IN SOLID COLORS ▶



(As a guide only. Helmets must be tried on in person. Please review HJC's Owner's manual.)

SIZING CHART	XS	SM	MD	LG	XL	2XL
HELMET SIZE (cm)	53-54	55-56	57-58	59-60	61-62	63-64
LINER SIZE (mm)	15	12	9	18	15	9



MC-5



MC-8

## CS-2N RAZOR



MC-5F



MC-5

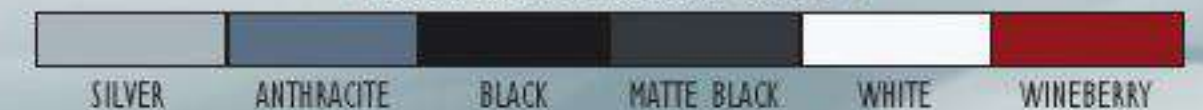


# CS-2N

### FEATURES

- **Thermoplastic Alloy Shell:** Lightweight, superior fit and comfort using advanced CAD technology.
- **Aerodynamic Visor:** Low-profile design.
- **Two Forehead Vents:** Delivers cooling air.
- **Nylex® Interior:** Plush, moisture-wicking fabric.
- **Removable "Zip-out" Neck Curtain:** Easy to remove.
- **Optional Face Shield Sold Separately.**
- **DOT approved**
- **SIZES:** XS-2XL

◀ ALSO AVAILABLE IN SOLID COLORS ▶



(As a guide only. Helmets must be tried on in person. Please review HJC's Owner's manual.)

SIZING CHART	XS	SM	MD	LG	XL	2XL
HELMET SIZE (cm)	53-54	55-56	57-58	59-60	61-62	63-64
LINER SIZE (mm)	12	9	7	12	9	7

# CL-IRONROAD

## FEATURES

- **Thermoplastic Alloy Shell:** Lightweight, superior fit and comfort using advanced CAD technology.
- **Aerodynamic Visor:** Low-profile design.
- **Nylox® Interior:** For added comfort.
- **Removable Neck Curtain with built in speaker pockets**
- **Dial Comfort Adjustment Mechanism(DCAM):** Provides the ultimate comfort.
- **DOT Approved**
- **SIZES: XS-2XL**

◀ ALSO AVAILABLE IN SOLID COLORS ▶



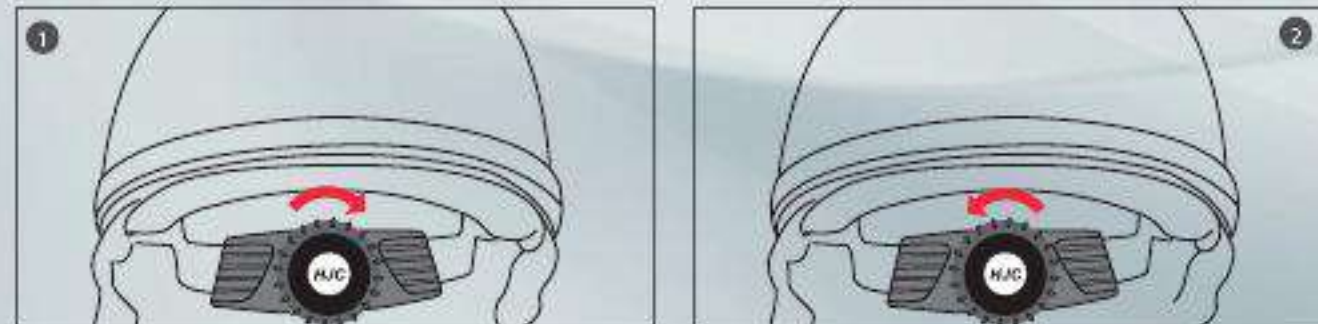
(As a guide only. Helmets must be tried on in person. Please review HJC's Owner's manual.)

SIZING CHART	XS	SM	MD	LG	XL	2XL
HELMET SIZE (cm)	53-54	55-56	57-58	59-60	61-62	63-64
LINER SIZE (mm)	12	9	7	12	9	7

## Dial Comfort Adjustment Mechanism(DCAM)

Customize your comfort with DCAM

1. Turn the dial clock-wise to adjust your comfort level
2. Turn the dial counter clock-wise to loosen



## CL-IRONROAD SHOW BOAT



MC-1F



MC-5F

## CL-IRONROAD BLACK ROSE



MC-5



# FG-X



## FEATURES

- **Advanced Fiberglass Composite Shell:** Lightweight, superior fit and comfort using advanced CAD technology.
- **Aggressive and attractive design.**
- **Large Eye Port:** for maximum visibility and superior goggle fit.
- **“ACS” Advanced Channeling Ventilation System:** Full front to back airflow flushes heat and humidity up and out.
- **SilverCool™ Interior:** Moisture-wicking and odor-free interior with advanced silver anti-bacterial fabric. Crown and cheek pads are fully removable and washable. All FG-X cheek pads are interchangeable throughout all helmet sizes.
- **SNELL/DOT Approved**
- **SIZES: XS-2XL**

◀ ALSO AVAILABLE IN SOLID COLORS ▶



(As a guide only. Helmets must be tried on in person. Please review HJC's Owner's manual.)

SIZING CHART	XS	SM	MD	LG	XL	2XL
HELMET SIZE (cm)	53-54	55-56	57-58	59-60	61-62	63-64
CHEEK PAD SIZE (mm)	42	37	32	37	32	25
LINER SIZE (mm)	15	12	9	15	12	9

**FG-X GRAND DUKE**



MC-3H



**FG-X LEGENDARY LUCHA**



MC-5F



MC-3H



# CL-X7



ADVANCEDPOLYCARBONATE COMPOSITE SHELL

"ACS" ADVANCED CHANNELING VENTILATION SYSTEM

SUPERCOOL™ INTERIOR

LARGE EYE PORT

WHITE

BLACK

MATTE BLACK

## FEATURES

- **Advanced Polycarbonate Composite Shell:** Revolutionary design with unique visor. Lightweight, superior fit and comfort using advanced CAD technology.
- **Large Eye Port:** For maximum visibility and superior goggle fit.
- **"ACS" Advanced Channeling Ventilation System:** (14 Intakes + 4 Exhausts) Full front to back airflow flushes heat and humidity up and out.
- **SuperCool® Interior:** Moisture-wicking and antibacterial fabric. Crown and cheek pads are fully removable and washable. All CL-X7 cheek pads are interchangeable throughout all helmet sizes.
- **Glasses Groove can accommodate riders who wear glasses.**
- **SNELL/DOT Approved**
- **SIZE : XS-2XL (3XL-5XL DOT Only)**

◀ ALSO AVAILABLE IN SOLID COLORS ▶



(As a guide only. Helmets must be tried on in person. Please review HJC's Owner's manual.)

SIZING CHART	XS	SM	MD	LG	XL	2XL	3XL	4XL	5XL
HELMET SIZE (cm)	53-54	55-56	57-58	59-60	61-62	63-64	65-66	67-68	69-70
CHEEK PAD SIZE (mm)	35	30	25	35	30	25	20	17	14
LINER SIZE (mm)	12	9	9	15	12	9	12	9	7

UPTO  
**5XL**

CL-X7 ZILLA



CL-X7 CROSS UP



MC-2



**CL-X7 ZILLA**

**CL-X7 CROSS UP**



MC-6



MC-1



MC-2



MC-2H



MC-4



MC-5



MC-8



CL-X7 EL LOBO



MC-5F



MC-2F



CL-X7 POP 'N LOCK



MC-8



MC-1



MC-2



MC-3



MC-4



MC-5

# CS-MX II

## CS-MX II GRAFFED

### FEATURES

- **Polycarbonate Composite Shell:** Lightweight, superior fit and comfort using advanced CAD technology.
- **Large Eye Port:** For maximum visibility and superior goggle fit.
- **"ACS" Advanced Channeling Ventilation System:** Full front to back airflow flushes heat and humidity up and out.
- **Plush, Nylex® Interior:** Comfortable, removable, and washable.
- **DOT Approved**
- **SIZES:** XS-3XL

◀ ALSO AVAILABLE IN SOLID COLORS ▶



MATTE BLACK

(As a guide only. Helmets must be tried on in person. Please review HJC's Owner's manual.)

SIZING CHART	XS	SM	MD	LG	XL	2XL	3XL
HELMET SIZE (cm)	53-54	55-56	57-58	59-60	61-62	63-64	65-66
CHEEK PAD SIZE (mm)	35	30	25	30	25	20	17
LINER SIZE (mm)	15	12	9	15	12	9	9



MC-1



MC-2H



MC-3



MC-4



MC-5



MC-8

CS-MX II SQUAD

**NEW**



MC-2F



MC-1F



MC-3HF



MC-5F

# CL-XY II

## CL-XY II EYE FLY

### FEATURES

- **Advanced Polycarbonate Composite Shell:** Revolutionary design with unique visor. Lightweight, superior fit and comfort using advanced CAD technology.
- **Large Eye Port and Maximum Range Adjustable Visor:** For maximum visibility and superior goggle fit.
- **“ACS” Advanced Channeling Ventilation System:** Full front to back airflow flushes heat and humidity up and out.
- **Plush, Nylex® Interior:** Comfortable, removable, and washable.
- **DOT Approved**
- **SIZES:** Youth S, Youth M, Youth L, Youth XL

◀ ALSO AVAILABLE IN SOLID COLORS ▶



WHITE    BLACK    MATTE BLACK

(As a guide only. Helmets must be tried on in person. Please review HJC's Owner's manual.)

SIZING CHART	SM	MD	LG	XL
HELMET SIZE (cm)	49-50	51-52	53-54	55-56
CHEEK PAD SIZE (mm)	30	25	20	17
LINER SIZE (mm)	12	9	12	9



MC-2



MC-4



CS-XY 2 CROSS UP



MC-2H



MC-1



MC-2



MC-4



MC-5



MC-6



MC-8

## ❑ SIZING CHART

(Helmet Size Convention Chart)

SIZE	CENTIMETER	HAT SIZE	INCH
2XS	51-52	6 <sup>3</sup> / <sub>8</sub> - 6 <sup>1</sup> / <sub>2</sub>	20 - 20 <sup>1</sup> / <sub>2</sub>
XS	53-54	6 <sup>5</sup> / <sub>8</sub> - 6 <sup>3</sup> / <sub>4</sub>	20 <sup>7</sup> / <sub>8</sub> - 21 <sup>1</sup> / <sub>4</sub>
SM	55-56	6 <sup>7</sup> / <sub>8</sub> - 7	21 <sup>5</sup> / <sub>8</sub> - 22
MD	57-58	7 <sup>1</sup> / <sub>8</sub> - 7 <sup>1</sup> / <sub>4</sub>	22 <sup>1</sup> / <sub>2</sub> - 22 <sup>7</sup> / <sub>8</sub>
LG	59-60	7 <sup>3</sup> / <sub>8</sub> - 7 <sup>1</sup> / <sub>2</sub>	23 <sup>1</sup> / <sub>4</sub> - 23 <sup>5</sup> / <sub>8</sub>
XL	61-62	7 <sup>5</sup> / <sub>8</sub> - 7 <sup>3</sup> / <sub>4</sub>	24 - 24 <sup>3</sup> / <sub>8</sub>
2XL	63-64	7 <sup>7</sup> / <sub>8</sub> - 8	24 <sup>3</sup> / <sub>4</sub> - 25 <sup>1</sup> / <sub>4</sub>
3XL	65-66	8 <sup>1</sup> / <sub>8</sub> - 8 <sup>1</sup> / <sub>4</sub>	25 <sup>5</sup> / <sub>8</sub> - 26
4XL	67-68	8 <sup>3</sup> / <sub>8</sub> - 8 <sup>1</sup> / <sub>2</sub>	26 <sup>3</sup> / <sub>8</sub> - 26 <sup>3</sup> / <sub>4</sub>
5XL	69-70	8 <sup>3</sup> / <sub>4</sub> - 8 <sup>3</sup> / <sub>4</sub>	27 <sup>1</sup> / <sub>4</sub> - 27 <sup>5</sup> / <sub>8</sub>

(RPHA SERIES, FG-17, FG-JET)

SIZE	CENTIMETER	HAT SIZE	INCH
XS	54-55	6 <sup>5</sup> / <sub>4</sub> - 6 <sup>7</sup> / <sub>8</sub>	21 <sup>1</sup> / <sub>4</sub> - 21 <sup>5</sup> / <sub>8</sub>
SM	55-56	6 <sup>7</sup> / <sub>8</sub> - 7	21 <sup>5</sup> / <sub>8</sub> - 22
MD	57-58	7 <sup>1</sup> / <sub>8</sub> - 7 <sup>1</sup> / <sub>4</sub>	22 <sup>1</sup> / <sub>2</sub> - 22 <sup>7</sup> / <sub>8</sub>
LG	58-59	7 <sup>1</sup> / <sub>4</sub> - 7 <sup>3</sup> / <sub>8</sub>	22 <sup>7</sup> / <sub>8</sub> - 23 <sup>1</sup> / <sub>4</sub>
XL	60-61	7 <sup>1</sup> / <sub>2</sub> - 7 <sup>5</sup> / <sub>8</sub>	23 <sup>5</sup> / <sub>8</sub> - 24
2XL	62-63	7 <sup>3</sup> / <sub>4</sub> - 7 <sup>7</sup> / <sub>8</sub>	24 <sup>3</sup> / <sub>8</sub> - 24 <sup>3</sup> / <sub>4</sub>
3XL	64-65	8 - 8 <sup>1</sup> / <sub>8</sub>	25 <sup>1</sup> / <sub>4</sub> - 25 <sup>5</sup> / <sub>8</sub>

(CL-17 & CL-17 PLUS)

SIZE	CENTIMETER	HAT SIZE	INCH
XS	54-55	6 <sup>3</sup> / <sub>4</sub> - 6 <sup>7</sup> / <sub>8</sub>	21 <sup>1</sup> / <sub>4</sub> - 21 <sup>5</sup> / <sub>8</sub>
SM	56-57	7 - 7 <sup>1</sup> / <sub>8</sub>	22 - 22 <sup>1</sup> / <sub>2</sub>
MD	58-59	7 <sup>1</sup> / <sub>4</sub> - 7 <sup>3</sup> / <sub>8</sub>	22 <sup>7</sup> / <sub>8</sub> - 23 <sup>1</sup> / <sub>4</sub>
LG	60-61	7 <sup>1</sup> / <sub>2</sub> - 7 <sup>5</sup> / <sub>8</sub>	23 <sup>5</sup> / <sub>8</sub> - 24
XL	62-63	7 <sup>3</sup> / <sub>4</sub> - 7 <sup>7</sup> / <sub>8</sub>	24 <sup>3</sup> / <sub>8</sub> - 24 <sup>3</sup> / <sub>4</sub>
2XL	63-64	8 - 8 <sup>1</sup> / <sub>8</sub>	25 <sup>1</sup> / <sub>4</sub> - 25 <sup>5</sup> / <sub>8</sub>
3XL	65-66	8 <sup>1</sup> / <sub>8</sub> - 8 <sup>1</sup> / <sub>4</sub>	25 <sup>5</sup> / <sub>8</sub> - 26
4XL	67-68	8 <sup>3</sup> / <sub>8</sub> - 8 <sup>1</sup> / <sub>2</sub>	26 <sup>3</sup> / <sub>8</sub> - 26 <sup>3</sup> / <sub>4</sub>
5XL	69-70	8 <sup>3</sup> / <sub>4</sub> - 8 <sup>3</sup> / <sub>4</sub>	27 <sup>1</sup> / <sub>4</sub> - 27 <sup>5</sup> / <sub>8</sub>

(Youth Size)

SIZE	CENTIMETER	HAT SIZE	INCH
YOUTH S	49-50	6 <sup>1</sup> / <sub>8</sub> - 6 <sup>1</sup> / <sub>4</sub>	19 <sup>1</sup> / <sub>4</sub> - 19 <sup>3</sup> / <sub>4</sub>
YOUTH M	51-52	6 <sup>3</sup> / <sub>8</sub> - 6 <sup>1</sup> / <sub>2</sub>	20 - 20 <sup>1</sup> / <sub>2</sub>
YOUTH L	53-54	6 <sup>5</sup> / <sub>8</sub> - 6 <sup>3</sup> / <sub>4</sub>	20 <sup>7</sup> / <sub>8</sub> - 21 <sup>1</sup> / <sub>4</sub>
YOUTH S/M	49-50	6 <sup>1</sup> / <sub>8</sub> - 6 <sup>1</sup> / <sub>4</sub>	19 <sup>1</sup> / <sub>4</sub> - 19 <sup>3</sup> / <sub>4</sub>
YOUTH L/XL	51-52	6 <sup>3</sup> / <sub>8</sub> - 6 <sup>1</sup> / <sub>2</sub>	20 - 20 <sup>1</sup> / <sub>2</sub>

## ❑ SELECTING THE RIGHT HELMET

**⚠ WARNING** Never buy a used helmet or borrow someone else's helmet. Over time the protective foam in helmets will adjust to the contours of a user's head. A used or borrowed helmet may not offer as much protection as a new helmet.

**⚠ WARNING** Wearing the wrong size helmet can increase your risk of serious injury or death in an accident. A helmet that is too large for your head may be dislodged or knocked off in an accident. To select the right size helmet for your head, follow these instructions:

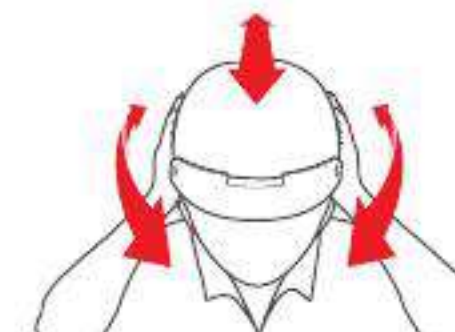
- 1. Measure your head.** Wrap a tape measure around your head about one inch (2.5 cm) above your eyebrows.
- 2. Use the sizing chart** to select the helmet size that corresponds most closely to your head measurement. If your head size falls between two helmet sizes, try on the larger helmet first and then the smaller size.
- 3. Try on the helmet** by grasping both chin straps to pull the helmet completely onto your head, ensuring that the top of your head is in contact with the top of the helmet interior.
- 4. Check for a proper fit.** To make sure your helmet is the right size, check that:
  - The helmet inner lining fits snugly around your head.
  - The top pad presses firmly on your head.
  - There is no space around your brow under the inner lining. Test this by trying to insert your fingers.

If the helmet does not fit snugly, try on a smaller size.

- 5. Check your field of vision when trying on a helmet.** Some helmets may obstruct or block your vision when looking left, right, up, or down.

**⚠ WARNING** Always make sure you can see well enough to safely operate your motorcycle.

- 6. Test the helmet fit** by placing your hands on each side of the helmet. While holding your head as motionless as possible, try rotating your helmet from left to right then up and down. If you can feel the helmet padding sliding on your head, it is too big, try a size smaller. You should feel the helmet move the skin on your head and face as you try to move the helmet.



- 7. Fasten the retention system (chin strap)** as tight as possible under your jaw without causing pain. There must be no slack in the strap, and the strap must be tight up against your jaw. See page 5-6.

- 8. Test the retention system (chin strap)**

- Put your hands on the back of the helmet and try to push the helmet off by rotating it forward.
- Put your hands on the front of the helmet above your forehead (or on the chin guard) and try to push the helmet off by rotating backward.



**⚠ WARNING** If helmet comes off, try another size or another model or brand.

Repeat steps 3 through 8 until you find a helmet that fits your head snugly and securely.

## PINLOCK SHIELDS & INSERTS



## OPTIONAL SHIELDS



SHIELDS TYPE	HELMET MODEL
HJ-03	CL-12Y, CL-14Y, CS-12Y, CS-Y
HJ-05	AC-10, CL-12, CL-Y, CS-12, SY-MAX
HJ-07	AC-11, CL-14, CL-MAX
HJ-09	AC-12, CL-15, CL-16, CL-SP, CS-R1, CS-R2, CS-R3, FS-10, FS-15, IS-16, CL-17, CL-17 PLUS
HJ-11	AC-3, CL-33
HJ-12	FS-3
HJ-17	CL-MAX II, IS-MAX BT, SY-MAX III, IS-MAX II
HJ-17J	CL-JET, IS-33
HJ-17R	FG-JET, IS-33 II
HJ-20	RPHA 10 PRO, RPHA 10
HJ-20M	FG-17, IS-17
HJ-20ST	RPHA ST
HJ-S2	SY-MAX II
HJ-25	RPHA MAX

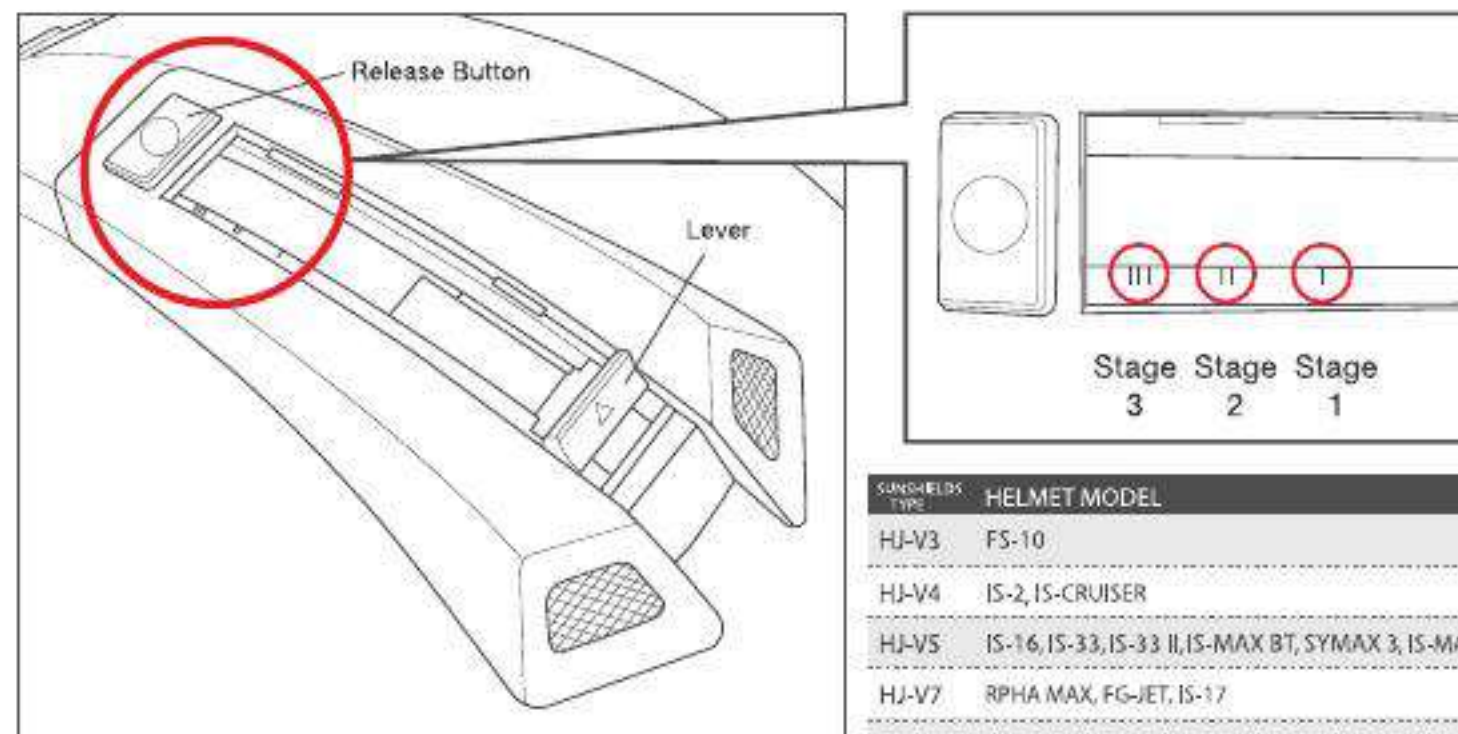
## SUNSHIELD OPERATION

There are three positions for the sun shield sliding lever.

**Stage 1-Standard position:** works best for leaned forward riding position-(sportbikes) and when more nose clearance is desired.

**Stage 2-Lower position:** works best for more upright riding position (cruisers and touring bikes).

**Stage 3-Lowest position:** Used primarily for sun shield removal and replacement. Release button must be held down to get to Stage 3.



SUNSHIELD TYPE	HELMET MODEL
HJ-V3	FS-10
HJ-V4	IS-2, IS-CRUISER
HJ-V5	IS-16, IS-33, IS-33 II, IS-MAX BT, SYMAX 3, IS-MAX II
HJ-V7	RPHA MAX, FG-JET, IS-17
HJ-L1	RPHA ST

### OPTIONAL TINTED SHIELDS ARE AVAILABLE



## TEAR-OFF SHIELDS



**TEAR-OFF SHIELDS**  
Comes complete with posts for tear-off film. Film is sold separately in 5 packs. Shields fit: AC-12, AC-12C, CL-16, CL-15, CL-SP, CS-R1, CS-R2, FS-10, FS-15, IS-16

**PINLOCK TEAR-OFF SHIELDS**  
Pinlock® Tear-off shields are available for the HJC RPHA 10 only which uses a HJ-20 ratchet system. Simply pick the available shields and combine it with a Clear Pinlock® Insert & Tear-off Film.