

2011
EDITION



KC HiLiTES





KC HiLiTES

Selecting the Right Lights for You...

Choosing which type of light best fits your needs often comes down to a question of your lifestyle or intended use. If you are a recreational off-roader you may not necessarily need a racing light for traveling across the desert at 120 MPH. However, if you are a racer, you do need the most light possible for high speed safety. Traveling through dense forest or mud bogging? Then you probably need lighting that gives you broader as opposed to long distance vision. If you're in the agri, commercial or industrial market, then you probably need more of a utility light that offers greater versatility.

To help ease your selection process, we divided our lights into various categories based on usage. Regardless of what kind of lights you're looking for, you can be assured KC HiLiTES has the right ones for you.



CONTENTS:

- Racing Lights 6-9
- Off-Road Lighting 10-21
- Automotive Lighting 22-26
- Utility Lights 27-31
- Lighting Accessories 32-37
- Replacement Parts 34-35



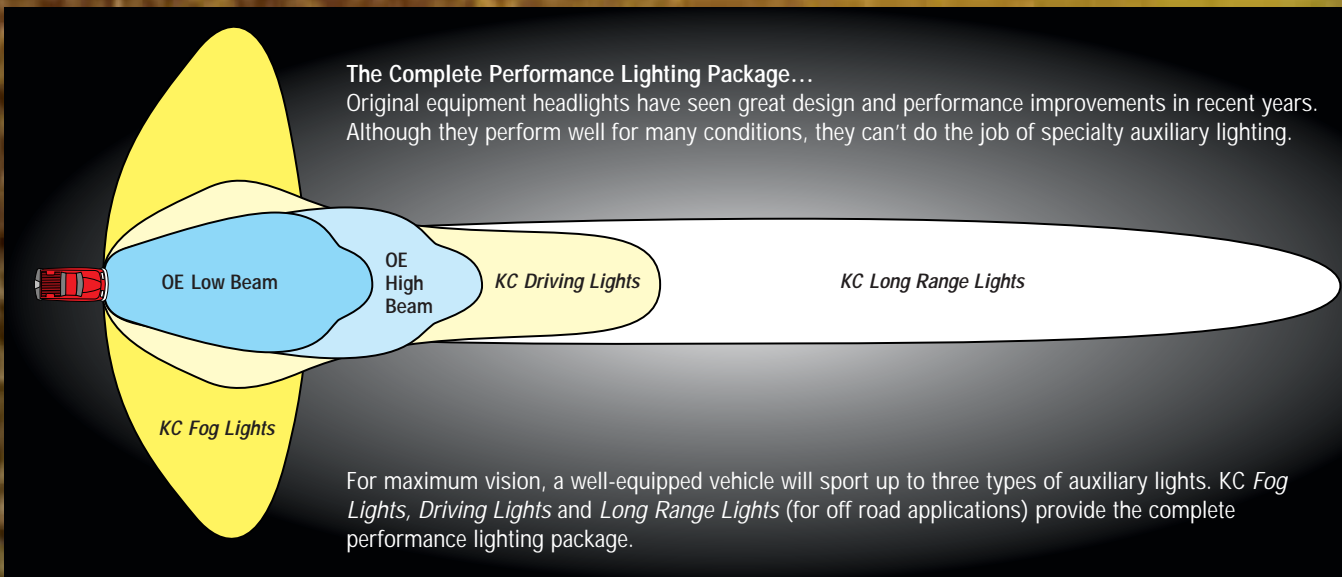
From the initial design to 3D rapid prototype, tool machining, injection molding and finished product...Every step is controlled in-house to ensure consistency and the highest quality possible.




Official Lights
OF THE
BEST IN THE DESERT
RACING ASSOCIATION



LIGHTING TYPES

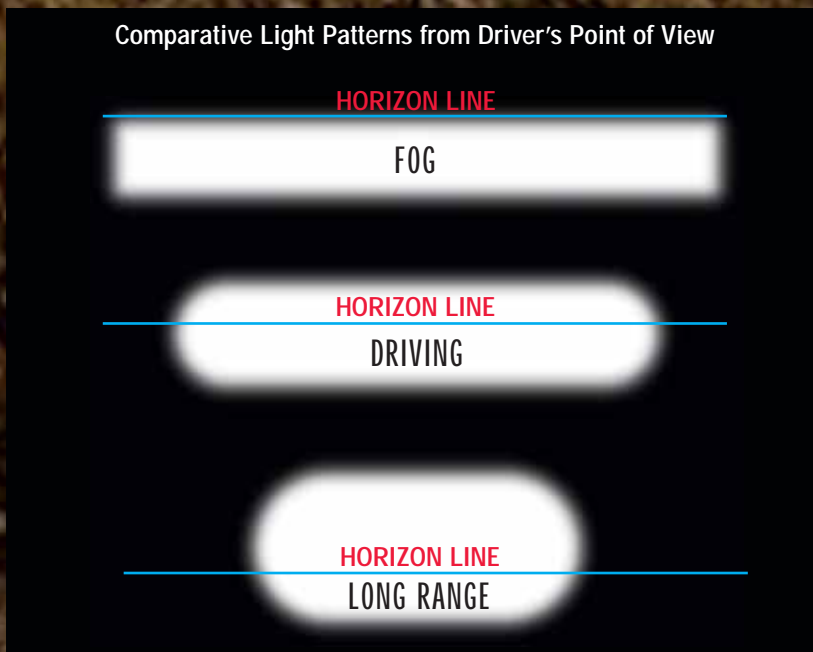


Fog... Conventional lights throw a broad beam containing both vertical and horizontal light. Unfortunately, the vertical light projected above the hood of the vehicle can illuminate particles of rain, snow, dust, etc. in front of the vehicle and create a dangerous glare that dramatically reduces the driver's vision. KC Fog Lights project a beam pattern which is very wide, but only a couple of feet high. This pattern lights the pathway close to the ground but does not light the airborne particles in the driver's line of sight. Fog lights are also a very helpful addition to headlights in clear weather conditions by providing added lighting immediately in front of the vehicle as well as increased side or cornering light.





Driving... Driving lights are designed to supplement your high beam headlights. Their candlepower (approximately twice that of your headlights), coupled with a rectangular beam pattern, produces a light pattern that reaches further than high beam headlights. They also provide wider side lighting to help see things that are near the roadway such as children or animals.

Long Range... Able to penetrate deep into the night, KC Long Range lights are the whitest, brightest available for automotive use. They range from our 55 watt quartz halogen models, up to our new 70 watt HID KC-pod lights. For off highway commercial, agricultural or racing applications, KC HiLiTES offers the most comprehensive selection available.





Over Four Decades of Lighting Leadership



1st Daylighter®



1st HID



SlimLite®



1970

1974

1980

1996

2001

• Since its introduction in 1974, the KC Daylighter has become the most recognized and copied off-road light ever produced.

• In the 1980's, KC's 6" x 9" rectangular long range light was introduced.
• KC "All Season Lighting" systems were also developed during this time.

• KC HID's were the brightest lights available at the time. They used the same Metal Halide lighting concept used to illuminate giant sports complexes.

• KC SlimLites feature a 6" round housing with a sleek, flat profile. This design was developed to allow them to fit where many other lights will not.

• Tested and proven by off-road racing legends Walker Evans, Ivan Stewart and Robby Gordon.



KC was started in 1970 by Pete Brown as he was looking for some improved lighting for his pickup. He started using landing lights from aircraft, adapting them to his truck. Available lighting at the time was limited to 55-watt halogen lamps that were in his words, "really disappointing" in the desert. He made a few sets for friends, and KC was in business. Working out of his garage in the beginning, he assembled the lights, built the wiring harnesses and sold the lighting packages to off-roaders and local shops. As the original manufacturer

of off-road auxiliary lighting, KC HiLiTES not only set the standard for the category – we created it.

The 70's and 80's brought more innovations in lighting, and KC was at the forefront. In the 90's, KC developed the now-famous HID (High Intensity Discharge) lighting system, based on the same Metal Halide concept used to illuminate giant sports complexes.

Since 2004, KC HiLiTES has been owned and operated by Michael DeHaas, Pete Brown's stepson. Many of the latest innovative



Rally 800 HID



2004



• RALLY 800 35 watt HID 8" lights were the next generation in KC's expanding line of ultra high performance lighting.

2007

• The KC-POD® was the most powerful light on the market when it was introduced in 2007. The 70 watt model is a favorite of off-road racers.

2010

• The KC LZR™ Series is the latest in LED lighting technology. And the unique 35 watt model represents the next generation of what is to come in LED high performance lights.



KC products developed by DeHaas and his team include the SlimLite®, the Rally 800 series of lights, the radical Carbon Fiber KC-POD® 70 watt HID light, and now our new line of high performance LED lights.

KC has always been about quality. Our lights are built tough, to last. Inside and out, KC has never accepted anything less than the highest quality materials and workmanship for our products. For 40 years, our goal has been to lead the lighting industry by offering the most advanced, superior performing lighting products available.



RACING



KC LZR™

LED LIGHTING



KC's new LZR Series of high performance LED lights represents the latest advancements in Light Emitting Diode lighting technology. KC LZRs operate on 9 to 32 volts and project an extremely even distribution of light. A key feature of KC LZRs is the super long life span of the LEDs, lasting up to 50,000 hours. Plus, they are incredibly resistant to shock and vibration. KC LZRs are brighter than other comparable LED lights on the market due to their greater efficiency and superior optics.

Rectangular KC LZR housings are constructed from 6061 extruded aluminum and feature a durable black powder coated finish. The unbreakable polycarbonate lens is treated with a UV clear coat.

The 4" round KC LZR features a radial design Aircooled Diecast Aluminum Housing (ADC12) with polycarbonate lens. The housing is IP68 rated, making it impenetrable to dust and submersible under water up to 3 meters. It also comes with a military grade wire connector.

KC LZR™ Series

Pair Pack Part #	Single Light Part #	Description	Width	Height	Depth	No. of LEDs	Watts	Lumens
Rectangular Series								
305	1305	4" 6-LED Series (2x3)	3.90"	2.5"	3.0"	6	18	1400
n/a	1306	10" 18-LED Series (2x9)	10"	2.5"	3.0"	18	54	5600
n/a	1307	32" 66-LED Series (2x33)	33"	2.5"	3.0"	66	198	16,000
n/a	1308	42" 84-LED Series (2x42)	43"	2.5"	3.0"	84	252	20,000
Round Series								
300	1300	4" 6-LED Series	4"	4.5"	2.5"	6	18	1400

LZR 35 Watt LED 8" Stainless Steel & KC-POD® Lights

KC presents the next generation in LED high performance lighting with the introduction of these first-ever of their kind uniquely designed lights.

- Two 17.5 watt LEDs mounted on a specially designed heat sink generates nearly the same light output as a 35 watt HID light
- Long range bow tie light pattern
- Hard coated Lexan® lens
- Available in either KC-POD® or 8" round black powder coated stainless housing models

Part #	Description
9629	35 watt 8" stainless steel - Long Range (light only)
9630	35 watt KC-POD housing - Long Range (light only)
6315	Relay wiring harness for two (2) lights





#9638 HID
KC-POD



#9637Y HID
KC-POD

Easy aiming with the
four adjustment screws



Light mount
integrated into the
housing for single
bolt or triple bolt
mounting

Ever since their introduction, KC-POD® has been turning a lot of heads. For one very good reason...they simply outperform the competition! That's why so many race teams keep making the switch to KC's advanced technology.

HID KC-POD®

- 50 Watt or 70 Watt HID Models Available
- Powerful, Weather Resistant, IP68 Certified Solid State Ballasts
- 7.37" Dia. High Strength, Weight Saving Carbon Fiber Housing
- Virtually Unbreakable Hard Coated Lexan® Lens
- Computer Designed Multi-Surface Reflector
- Available in Long Range & Driving Patterns

Pair Pack Part #	Single Light Part #	Beam Type/Color	Watts	Lumens	Lens/Reflector Assembly - Clear	Lens/Reflector Assembly - Amber	Bulb	Lens/Reflector Ring
9634	9638(Y)	HID Long Range - Clear	70	7000	4200	4200Y	2602	8552
9635	9639(Y)	HID Driving - Clear	70	7000	4201	4201Y	2602	8552
	9636(Y)	HID Long Range - Clear	50	5000	4200	4200Y	2602	8552
	9637(Y)	HID Driving - Clear	50	5000	4201	4201Y	2602	8552
	9560B	Racer harness for two (2) HID lights						

(Y) Denotes available Amber KC-POD part number. Example: #9638Y - Amber HID Long Range KC-POD.

(B) Denotes available harness for new slim HID ballast. Example: #9560B - Racer harness for 2 KC-PODs with slim ballasts.

HID Rally Pod Lights

These light assemblies are made up of the same components as the 70 watt KC-POD® only without the Carbon Fiber housing. They fit all Rally Light Pods that accept 7 inch diameter lights.

- Includes Lens/Reflector, Ballast, Mounting/Aiming Ring and Jumper Cables
- 70 Watt, Weather Resistant, IP68 Certified Solid State Ballast
- Virtually Unbreakable Hard Coated Lexan® Lens
- Computer Designed Multi-Surface Reflector
- Available in Long Range & Driving Models



Long Range
70 Watt HID
Part #9440



Part #	Beam Type/Color	Watts	Lumens	Lens/Reflector Assembly - Clear	Bulb	Lens/Reflector Ring
9440	HID Long Range - Clear	70	7000	4200	2602	8552
9441	HID Driving - Clear	70	7000	4201	2602	8552



RACING



8" Round - 50 Watt
Long Range: #9603



6" Round - 50 Watt
Long Range: #9562

HID Lights

KC 50 Watt 5", 6" & 8" HID Racer Units

These are special abbreviated packages consisting of a single 50 watt HID light, light ballast, jumper wire and light cover for use on off-road race vehicles or pre-runners where they could be wired into the existing electrical system. They're available in 5", 6" and 8" diameter models.

Part #	Size	Description
9557	5" Round	Long Range Chrome
9557B	5" Round	Long Range Black
9558	5" Round	Driving Chrome
9558B	5" Round	Driving Black
9561	6" Round	Long Range Stainless
9562	6" Round	Long Range Black
9567	6" Round	Driving Stainless
9568	6" Round	Driving Black
9602	8" Round	Rally 800 Long Range Stainless
9603	8" Round	Rally 800 Long Range Black Stainless
9604	8" Round	Rally 800 Driving Stainless
9605	8" Round	Rally 800 Driving Black Stainless

RACING

Safety, Brake & Tail Lights



2" x 6" - 55 Watt
Amber : #1520



2" x 6" - 55 Watt
Red : #1525



Part #1018

KC Rear Facing Safety Lights

Virtually every off-road racing sanctioning body requires the use of rear facing safety lights on race vehicles. KC's compact 2" x 6" rectangular lights are perfect where space is limited. The 5" x 7" models are great for use on larger vehicles. Both are powerful enough to be seen through thick dust. They're offered in a selection of Amber, Red or Blue.

Part #	Color	Finish	Watts	Lens	Reflector	Bulb	Bezel	Gasket
2" x 6" Rectangular								
1520	Amber	Black Plastic	55	4631	3520	2551	3522	3524
1525	Red	Black Plastic	55	4625	3520	2551	3522	3524
5" x 7" Rectangular								
1530	Amber	Black Plastic	55	4531	3078	2551	3055	3077
1535	Red	Black Plastic	55	4540	3079	2551	3055	3077
1536	Blue	Black Plastic	55	4541	3079	2551	3055	3077
6" Oval LED								
1018	Blue	Plastic	--	--	--	--	--	1037*

* 6" oval rubber grommet

See page 39 for replacement parts reference illustrations

KC 6" Oval LED Brake & Tail Lights

KC's new LED lights are made with Impact and UV resistant Polycarbonate lenses that are sonically sealed to prevent moisture issues. Typically, standard incandescent light bulbs might last only 1,000 to 2,000 hours. KC long-life LEDs last in excess of 100,000 hours with increased visibility and safety. KC 6" oval LED lights are great for use in custom fabricated race vehicle tail and brake light panels.

Part #	Description
1013	6" Oval Tail/Brake Red/Red
1014	6" Oval Tail/Brake Amber/Amber
1015	6" Oval Tail/Brake Clear/Red
1017	6" Oval Backup Clear/White
1037	6" Oval Grommet
1040	3-Wire Plug



Part #1013



Part #1014



Part #1016



Part #1017





OFF ROAD

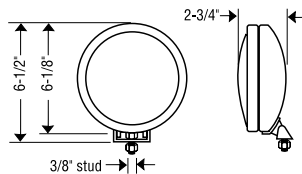


SLIMLITES®

KC SlimLites® feature a unique 6" diameter round housing with a flat profile that allows them to fit where many other lights won't. Their optical quality glass lens, halogen bulb and precision polished reflectors combine to generate a super bright and specially focused beam of light. The two axis mount provides for easy and accurate aiming. They're available in a choice of brilliant chrome plated or deep black powder coat finishes.

SLIMLITE Pair Packs Include:

- Two KC SLIMLITES
- Two protective stone guards
- Pre-terminated relay wiring harness
- Illustrated installation instructions



Long Range - 130 Watt Halogen



Driving - 100 Watt Halogen



Fog - 100 Watt Halogen



KC SlimLite® - 6" Round Housings

Pair Pack Part #	Single Light Part #	Beam Type/Color	Finish	Watts	Beam Candlepower	Lens/Reflector Assembly	Bulb	Bezel	Lens Gasket	O-Ring
120	1120	Long Range - Clear	Chrome	130	285,000	4213	2766	3061	3077D	3077E
121	1121	Long Range - Clear	Black	130	285,000	4213	2766	3062	3077D	3077E
123	1123	Driving - Clear	Chrome	100	120,000	4205	2767	3061	3077D	3077E
124	1124	Driving - Clear	Black	100	120,000	4205	2767	3062	3077D	3077E
126	1126	Fog - Clear	Chrome	100	40,000	4206	2767	3061	3077D	3077E
127	1127	Fog - Clear	Black	100	40,000	4206	2767	3062	3077D	3077E

Replacement Fog Lights for Jeep Wrangler TJs (Includes O.E. style connector that plugs directly into factory wiring harness)

6" SlimLite Steel Housing

n/a	1130	Fog - Clear (1997-04 TJ)	Chrome	55	25,000	4206	2551	3061	3077D	3077E
n/a	1131	Fog - Clear (1997-04 TJ)	Black	55	25,000	4206	2551	3062	3077D	3077E
n/a	1132	Fog - Clear (2005-06 TJ)	Chrome	55	25,000	4206	2551	3061	3077D	3077E
n/a	1133	Fog - Clear (2005-06 TJ)	Black	55	25,000	4206	2551	3062	3077D	3077E

6" Apollo Pro Polymax Housing (with integrated stone guard)

n/a	1134	Fog - Clear (1997-04 TJ)	Black	55	25,000	4206	2551		n/a	3077V
n/a	1135	Fog - Clear (2005-06 TJ)	Black	55	25,000	4206	2551		n/a	3077V

6" Apollo Polymax Housing

n/a	1136	Fog - Clear (1997-04 TJ)	Black	55	25,000	4206	2551	3608A	n/a	3077V
n/a	1137	Fog - Clear (2005-06 TJ)	Black	55	25,000	4206	2551	3608A	n/a	3077V

See page 39 for replacement parts reference illustrations



KC HiLiTES H4 7" Replacement Headlight

This new 55/60 watt (bulb included) DOT approved KC replacement halogen headlight features a unbreakable hard coated Lexan® lens and computer designed multi-surface reflector for superior optics. They're available for all Jeep TJ and vehicles using a 7" round headlight. (Will not fit Jeep JKs)

Part #4230 - single unit - 7" 55/60 watt round headlight (H4 bulb included)

Part #42301 - pair - 7" 55/60 watt round headlights (H4 bulbs included)





OFF ROAD



DAYLIGHTERS®

KC DAYLIGHTERS® are perhaps the most recognized and asked for name in off-road lighting. Their specialized shock mounted housing has made them not only a popular choice for off-road racing, but also proves useful for agricultural and commercial applications where durability is a key factor.

130 Watt Halogen



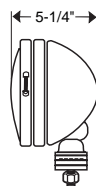
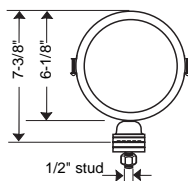
100 Watt Halogen



KC Daylighter Pair Packs Include:


- Two KC Daylighters
- Two protective light covers
- Pre-terminated relay wiring harness**
- Illustrated installation instructions

Cover included with all single pack Daylighters



**D.I.Y. wiring kit included with pair packs 232, 233 & 236

Daylighters are also available as individual lights. Select from Long Range, Driving, Fog or Flood beam patterns.





OFF ROAD



DAYLIGHTERS®

100 Watt Halogen with DIY Switch Kit

Daylighters are also available in pair packs that feature an abbreviated electrical installation kit for the "Do-It-Yourself" enthusiast.



Long Range - Chrome
100 Watt Halogen
Pair Pack: #232
Single: #1237



Long Range - Stainless
100 Watt Halogen
Pair Pack: #236
Single: #1239



Long Range - Black
100 Watt Halogen
Pair Pack: #233
Single: #1238

DAYLIGHTER - 6" Round Shock Mounted Housings

Pair Pack Part #	Single Light Part #	Beam Type/Color	Finish	Watts	Beam Candlepower	Lens/Reflector Assembly	Bulb	Bezel	Lens/Reflector Holder
232	1237	Long Range - Clear	Chrome	100	200,000	4213	2767	3027	3028
233	1238	Long Range - Clear	Black	100	200,000	4213	2767	3026	3028
236	1239	Long Range - Clear	Stainless	100	200,000	4213	2767	3042	3028
237	1237	Long Range - Clear	Chrome	100	200,000	4213	2767	3027	3028
238	1238	Long Range - Clear	Black	100	200,000	4213	2767	3026	3028
239	1239	Long Range - Clear	Stainless	100	200,000	4213	2767	3042	3028
n/a	1608	Flood - Clear	Stainless	100	32,000	4219	2767	3042	3028
n/a	1609	Flood - Clear	Black	100	32,000	4219	2767	3026	3028
n/a	1619	Flood - Clear	Chrome	100	32,000	4219	2767	3027	3028
n/a	1629	24V Fog - Clear	Black	100	40,000	4206	2769	3026	3028
630	1630	Long Range - Clear	Chrome	130	285,000	4213	2766	3027	3028
631	1631	Long Range - Clear	Black	130	285,000	4213	2766	3026	3028
632	1632	Long Range - Clear	Stainless	130	285,000	4213	2766	3042	3028
633	1633	Driving - Clear	Chrome	130	175,000	4205	2766	3027	3028
634	1634	Driving - Clear	Black	130	175,000	4205	2766	3026	3028
635	1635	Driving - Clear	Stainless	130	175,000	4205	2766	3042	3028
n/a	1676	Driving - Clear	Chrome	100	120,000	4205	2767	3027	3028
n/a	1677	Driving - Clear	Black	100	120,000	4205	2767	3026	3028
n/a	1678	Driving - Clear	Stainless	100	120,000	4205	2767	3042	3028
n/a	1686	Fog - Clear	Chrome	100	40,000	4206	2767	3027	3028
n/a	1687	Fog - Clear	Black	100	40,000	4206	2767	3026	3028
n/a	1688	Fog - Clear	Stainless	100	40,000	4206	2767	3042	3028

See page 39 for replacement parts reference illustrations



OFF ROAD



RALLY 800

KC RALLY 800 Lights feature rugged, all Stainless Steel eight inch diameter housings with sturdy, oversize mounting flanges. They're available in Long Range or Driving beam patterns with a choice of fully polished or black painted Stainless Steel finishes. They're offered in super bright 130 watt halogen and ultra bright HID models.

KC RALLY 800

Pair Packs Include:

- Two Rally 800 lights
- Two protective stone guards
- Pre-terminated relay wiring harness
- Illustrated installation instructions

Long Range - Halogen



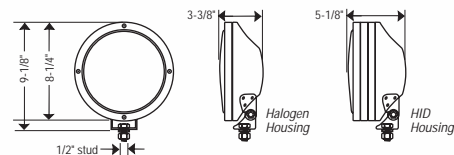
Driving - Halogen





RALLY 800

Long Range & Driving - HID



RALLY 800 - 8" Round Housings

Rally 800 Halogen

Pair Pack Part #	Single Light Part #	Beam Type/Color	Finish	Watts	Beam Candlepower	Lens/Reflector Assembly	Bulb	Bezel	Lens Gasket	O-Ring
Rally 800 Quartz Halogen										
800	1800	Long Range - Clear	Stainless Steel	130	375,000	4210	2766	3611	3077P	3077N
801	1801	Long Range - Clear	Black Stainless	130	375,000	4210	2766	3611B	3077P	3077N
802	1802	Driving - Clear	Stainless Steel	130	170,000	4203	2766	3611	3077P	3077N
803	1803	Driving - Clear	Black Stainless	130	170,000	4203	2766	3611B	3077P	3077N

Rally 800 HID

Pair Pack Part #	Single Light Part #	Beam Type/Color	Finish	Watts	Beam Candlepower	Lumens	Lens/Reflector Assembly	Bulb	Bezel	Lens Gasket	O-Ring
860	1860	Long Range - Clear	Stainless Steel	50	814,000	5000	4210H	2602	3612	3077P	3077N
861	1861	Long Range - Clear	Black Stainless	50	814,000	5000	4210H	2602	3612B	3077P	3077N
862	1862	Driving - Clear	Stainless Steel	50	385,000	5000	4203H	2602	3612	3077P	3077N
863	1863	Driving - Clear	Black Stainless	50	385,000	5000	4203H	2602	3612B	3077P	3077N

See page 39 for replacement parts reference illustrations

8" Buggy Headlights

KC Buggy Headlights are great for "street legal" applications or cruising to your favorite night spot without blinding your neighbors. They feature DOT Hi/Lo beam bulb assemblies in our all Stainless Steel eight inch diameter housings. They're available in either polished or black painted Stainless Steel finishes.

8" Buggy Headlights

- Part #1810 - Polished Stainless Steel
- Part #1811 - Black Stainless Steel





OFF ROAD



KC LZR™ LED LIGHTING



KC's new LZR Series of high performance LED lights represents the latest advancements in Light Emitting Diode lighting technology. KC LZRs operate on 9 to 32 volts and project an extremely even distribution of light. A key feature of KC LZRs is the super long life span of the LEDs, lasting up to 50,000 hours. Plus, they are incredibly resistant to shock and vibration. KC LZRs are brighter than other comparable LED lights on the market due to their greater efficiency and superior optics.

Rectangular KC LZR housings are constructed from 6061 extruded aluminum and feature a durable black powder coated finish. The unbreakable polycarbonate lens is treated with a UV clear coat.

The 4" round KC LZR features a radial design Aircooled Diecast Aluminum Housing (ADC12) with polycarbonate lens. The housing is IP68 rated, making it impenetrable to dust and submersible under water up to 3 meters. It also comes with a military grade wire connector.

Pair Pack Part #	Single Light Part #	Description	Width	Height	Depth	No. of LEDs	Watts	Lumens
Rectangular Series								
305	1305	4" 6-LED Series (2x3)	3.90"	2.5"	3.0"	6	18	1400
n/a	1306	10" 18-LED Series (2x9)	10"	2.5"	3.0"	18	54	5600
n/a	1307	32" 66-LED Series (2x33)	33"	2.5"	3.0"	66	198	16,000
n/a	1308	42" 84-LED Series (2x42)	43"	2.5"	3.0"	84	252	20,000
Round Series								
300	1300	4" 6-LED Series	4"	4.5"	2.5"	6	18	1400

LZR 35 Watt LED 8" Stainless Steel & KC-POD® Lights

KC presents the next generation in LED high performance lighting with the introduction of these first-ever of their kind uniquely designed lights.

- Two 17.5 watt LEDs mounted on a specially designed heat sink generates nearly the same light output as a 35 watt HID light
- Long range bow tie light pattern
- Hard coated Lexan® lens
- Available in either KC-POD® or 8" round black powder coated stainless housing models



Part #	Description
9629	35 watt 8" stainless steel - Long Range (light only)
9630	35 watt KC-POD housing - Long Range (light only)
6315	Relay wiring harness for two (2) lights



OFF ROAD



SIX INCH HID LIGHTS

KC 50 watt 6" HID Lights are built on the same Metal Halide lighting concept used to illuminate giant sports complexes. KC HID's turn night into day, featuring a whiter light, reduced amp draw and much longer bulb life. Our rugged solid state ballast and starter will withstand the most severe conditions. KC HID lights come in 5", 6" and 8" round along with 6"x 9" rectangular housings. In addition to off-road, they're also great for commercial and industrial applications. Plus they're covered by our 23 year warranty.

Long Range - HID



Long Range - Stainless
50 Watt
Pair Pack: #660
Single: #1660

Driving - HID



Driving - Black
50 Watt
Pair Pack: #667
Single: #1667

Fog - HID



Fog - Stainless
50 Watt
Pair Pack: #668
Single: #1668

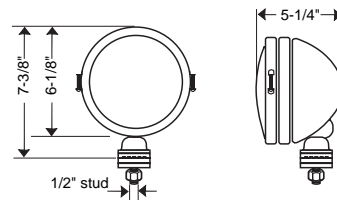
Flood - HID



Flood - Black
50 Watt
Pair Pack: #665
Single: #1665

Each light or pair of lights includes:

- HID Light(s)
- Ballast with plug-in terminals
- Fully assembled Pre-terminated harness with weather proof plug connectors for a long service life and easy installation
- 6" HID lights include cover(s)



All KC HID lights must be returned to the factory for warranty service or repair.

HID - 6" Round Shock Mounted Housings

Pair Pack Part #	Single Light Part #	Beam Type/Color	Finish	Watts	Beam Candlepower	Lumens	Lens/Reflector Assembly	Bulb	Bezel	Lens/Reflector Holder
660	1660	Long Range - Clear	Stainless Steel	50	660,000	5000	4212	2602	3042	3028
661	1661	Long Range - Clear	Black	50	660,000	5000	4212	2602	3026	3028
664	1664	Flood - Clear	Stainless Steel	50	83,000	5000	4219H	2602	3042	3028
665	1665	Flood - Clear	Black	50	83,000	5000	4219H	2602	3026	3028
666	1666	Driving - Clear	Stainless Steel	50	305,000	5000	4205H	2602	3042	3028
667	1667	Driving - Clear	Black	50	305,000	5000	4205H	2602	3026	3028
668	1668	Fog - Clear	Stainless Steel	50	121,000	5000		2602	3042	3028
669	1669	Fog - Clear	Black	50	121,000	5000		2602	3026	3028

NOTE: KC Long Range HID Lights feature unbreakable Lexan® lenses



OFF ROAD



50 Series Halogen Long Range & Driving Lights



Long Range - Chrome
100 Watt Halogen
Single: #1417
Pair Pack: #417

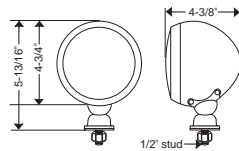


Long Range - Black Chrome
100 Watt Halogen
Single: #1415
Pair Pack: #415

KC 50 SERIES Long Range & Driving Lights provide powerful light output, but in a compact 5" round housing. Their single bolt mounting provides for quick and easy aiming. These lights are ideal for use on dune buggies, compact SUVs or any application where space limitations are a consideration. They're also a great choice when a smaller light may be more visually appealing on your vehicle.

KC 50 Series Pair Packs Include:

- Two KC 5" Round lights
- Two protective light covers
- Pre-terminated relay wiring harness
- Illustrated installation instructions



Driving - Chrome
100 Watt Halogen
Single: #1484
Pair Pack: #484



Driving - Black Chrome
100 Watt Halogen
Single: #1485
Pair Pack: #485

50 SERIES - 5" Round Housings

Pair Pack Part #	Single Light Part #	Beam Type/Color	Finish	Watts	Beam Candlepower	Lens/Reflector	Bulb	Bezel	Gasket	O-Ring
415	1415	Long Range - Clear	Black Chrome	100	200,000	4211	2767	3012BK	3077A	3077R
417	1417	Long Range - Clear	Chrome	100	200,000	4211	2767	3012	3077A	3077R
484	1484	Driving - Clear	Chrome	100	90,000	4207	2767	3012	3077A	3077R
485	1485	Driving - Clear	Black Chrome	100	90,000	4207	2767	3012BK	3077A	3077R

NOTE: KC Long Range HID Lights feature unbreakable Lexan® lenses

5" HID Long Range & Flood Lights

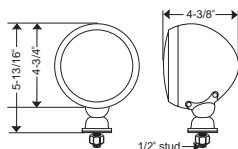


Long Range - Chrome
50 Watt
Pair Pack: #460
Single: #1460



Flood - Black
50 Watt
Pair Pack: #465
Single: #1465

KC 50 watt 5" HID's feature all the benefits of their bigger brothers, but come in a compact 5" round, non-shock mounted housing. They're great for commercial applications or where limited space is a consideration.



HID - 5" Round Non-Shock Mounted Housings

Pair Pack Part #	Single Light Part #	Beam Type/Color	Finish	Watts	Beam Candlepower	Lumens
460	1460	Long Range - Clear	Chrome	50	500,000	5000
461	1461	Long Range - Clear	Black	50	500,000	5000
464	1464	Flood - Clear	Chrome	50	61,000	5000
465	1465	Flood - Clear	Black	50	61,000	5000
466	1466	Driving - Clear	Chrome	50	220,000	5000
467	1467	Driving - Clear	Black	50	220,000	5000



69 Series Halogen Long Range & Driving Lights

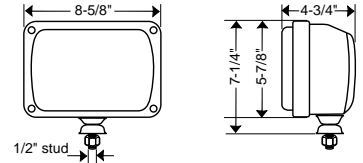


Long Range - Chrome
100 Watt Halogen
Pair Pack: #240
Single: #1240

KC 6"x 9" Long Range Lights feature super bright 100 watt quartz halogen bulbs. Many new improvements have been added including a gasket around the lens/reflector assembly and rubber washers on the bezel mounting screws to help prevent moisture from entering the housing.

KC 69 Series Long Range Pair Packs Include:

- Two KC 6"x 9" Long Range lights
- Two protective light covers (single pack includes cover)
- Pre-terminated relay wiring harness
- Illustrated installation instructions



69 SERIES - 6"x 9" Rectangular Housings

Pair Pack Part #	Single Light Part #	Beam Type/Color	Finish	Watts	Beam Candlepower	Lens/Reflector	Bulb	Bezel	Gasket
240	1240	Long Range - Clear	Chrome	100	191,000	4214	2767	3505	3077C
241	1241	Long Range - Clear	Black	100	191,000	4214	2767	3502	3077C
242	1242	Driving - Clear	Chrome	100	150,000	4215	2767	3505	3077C
243	1243	Driving - Clear	Black	100	150,000	4215	2767	3502	3077C

See page 39 for replacement parts reference illustrations

69 Series HID Long Range & Driving Lights



Driving - Chrome
50 Watt
Pair Pack: #262

KC 50 watt 6"x 9" HID Lights continue our offering of premium HID Lighting. Pair packs are available in Long Range or Driving styles, with a choice of brilliant chrome or deep black painted housings. Each system comes complete with two lights, two hard plastic covers, a separate ballast for each light and full wiring harness with simple plug-in connections.

HID - 6"x 9" Rectangular Housings

Pair Pack Part #	Beam Type	Finish	Watts	Beam Candlepower	Lumens
260	Long Range	Chrome	50	633,000	5000
261	Long Range	Black	50	633,000	5000
262	Driving	Chrome	50	385,000	5000
263	Driving	Black	50	385,000	5000

Back-Up Lighting System



Back-Up - Black
55 Watt Halogen
Pair Pack: #517

Back-Up Flood Lighting System Includes:

- Two 2"x 6" rectangular composite housing Flood Lights
- 12 volts, 55 watts, 4.2 amps
- Two heavy duty brackets for easy mounting
- Relay wiring harness splices into back-up light circuit
- Illustrated instructions for easy installation

KC Back-Up Lights illuminate a larger area than standard O.E. back-up lights. The Flood Lens pattern throws extra light right where it's needed to make backing up easier and safer. System includes everything necessary to connect to back-up light circuit so lights come on automatically when vehicle is placed in reverse.



Standard back-up lights often don't provide enough illumination to see hazards



KC Back-Up Lights illuminate larger area, with brighter output

Add-On Switch Kit

Allows manual operation of back-up lights when vehicle shift lever is not placed in reverse. **Part #6303** (see photo on page 25)



OFF ROAD



APOLLO Pro Series

New KC Apollo Series lights feature an super tuff black Polymax housing with an integrated stone guard. The Polymax housing is made in the U.S.A. and features a flat "space efficient" profile. This flat profile allows it to be mounted on bumpers or other areas where tight clearances may be a concern. Their optical quality glass lens, halogen bulb and polished reflectors combine to generate a super bright, specially focused beam of light. The two axis mount provides for easy aiming. They're available in 6" round 130 watt or 5" round 100 watt models, in a choice of Long Range, Driving or Fog Light patterns.

6" Apollo Pro Series Lights



Long Range
130 Watt
Pair Pack: #150
Single: #1150

5" Apollo Pro Series Lights



Long Range
100 Watt
Pair Pack: #450
Single: #1450



Driving
130 Watt
Pair Pack: #151
Single: #1151



Fog
100 Watt
Pair Pack: #452
Single: #1452

KC Apollo Pro Series pair packs include:

- Two Apollo Pro Series lights with integrated stone guards
- Pre-terminated relay wiring harness
- Illustrated installation instructions

KC Apollo Pro Series - 6" Round Housings

Pair Pack Part #	Single Light Part #	Beam Type/Color	Finish	Watts	Beam Candlepower	Lens/Reflector Assembly	Bulb	Grille/Bezel	O-Ring
150	1150	Long Range - Clear	Black	130	285,000	4213	2766	7216	3077V
151	1151	Driving - Clear	Black	130	180,000	4205	2766	7216	3077V
152	1152	Fog - Clear	Black	130	68,000	4206	2766	7216	3077V

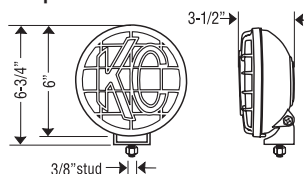
6" Apollo Pro Replacement Fog Lights for Jeep Wrangler TJs (Includes O.E. style connector that plugs directly into factory wiring harness)

n/a	1134	Fog - Clear (1997-04 TJ)	Black	55	25,000	4206	2551	7216	3077V
n/a	1135	Fog - Clear (2005-06 TJ)	Black	55	25,000	4206	2551	7216	3077V

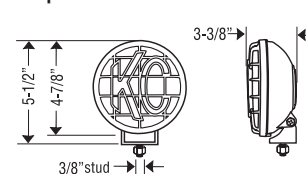
KC Apollo Pro Series - 5" Round Housings

Pair Pack Part #	Single Light Part #	Beam Type/Color	Finish	Watts	Beam Candlepower	Lens/Reflector Assembly	Bulb	Grille/Bezel	O-Ring
450	1450	Long Range - Clear	Black	100	200,000	4211	2767	7217	3077W
451	1451	Driving - Clear	Black	100	90,000	4207	2767	7217	3077W
452	1452	Fog - Clear	Black	100	30,000	4208	2767	7217	3077W

6" Apollo Pro Series:



5" Apollo Pro Series:



See page 39 for replacement parts reference illustrations



OFF ROAD



APOLLO Series / ATV Lighting

KC Apollo Series lights feature an extremely tuff black Polymax housing, optical quality glass lens and 55 watt halogen bulb. The two axis mount provides for easy aiming. They're available in 6" or 5" round models, with a choice of Long Range, Driving or Fog Light patterns.

6" Apollo Series Lights



Long Range - 55 Watt
Pair Pack: #155
Single: #1155

5" Apollo Series Lights

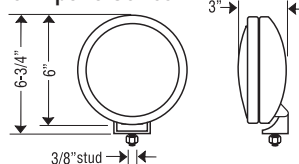


Driving - 55 Watt
Pair Pack: #456
Single: #1456

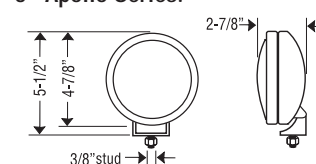
KC Apollo Series pair packs include:

- Two Apollo Series 55 watt lights with soft vinyl light covers
- KC "Do-It-Yourself" wiring kit that includes wire, a mini rocker switch, fuse, connectors & mounting hardware

6" Apollo Series:



5" Apollo Series:



KC Apollo Series - 6" Round Housings

Pair Pack Part #	Single Light Part #	Beam Type/Color	Finish	Watts	Beam Candlepower	Lens/Reflector Assembly	Bulb	Bezel	O-Ring
155	1155	Long Range - Clear	Black	55	104,000	4213	2551	3608A	3077V
156	1156	Driving - Clear	Black	55	66,000	4205	2551	3608A	3077V
157	1157	Fog - Clear	Black	55	25,000	4206	2551	3608A	3077V
n/a	1158	Flood - Clear	Black	55	13,000	4219	2551	3608A	3077V

6" Apollo Replacement Fog Lights for Jeep Wrangler TJs (Includes O.E. style connector that plugs directly into factory wiring harness)

n/a	1136	Fog - Clear (1997-04 TJ)	Black	55	25,000	4206	2551	3608A	3077V
n/a	1137	Fog - Clear (2005-06 TJ)	Black	55	25,000	4206	2551	3608A	3077V

KC Apollo Series - 5" Round Housings

Pair Pack Part #	Single Light Part #	Beam Type/Color	Finish	Watts	Beam Candlepower	Lens/Reflector Assembly	Bulb	Bezel	O-Ring
455	1455	Long Range - Clear	Black	55	72,000	4211	2551	3607A	3077W
456	1456	Driving - Clear	Black	55	45,000	4207	2551	3607A	3077W
457	1457	Fog - Clear	Black	55	20,000	4208	2551	3607A	3077W
n/a	1458	Flood - Clear	Black	55	10,000	4209	2551	3607A	3077W

Apollo lights can be upgraded with the Apollo Pro grille/bezel: Part #7216 fits 6" Apollo lights
Part #7217 fits 5" Apollo lights

See page 39 for replacement parts reference illustrations

ATV Lighting

Work or play, these lighting systems are ideal for adding extra light on any ATV. Available in Long Range, Driving or Flood Light patterns.

KC ATV Pair Packs Include:

- Two lights with mounting brackets
- Wiring kit with switch
- Illustrated installation instructions



Pair Pack: #420



Pair Pack: #550

Pair Pack Part #	Single Light Part #	Description	Finish	Watts	Beam Candlepower	Lens/Reflector	Bulb	Bezel	Gasket
420	n/a	5" Round - Long Range - Clear	Polymax	35	70,000	4211	2550	-	-
421	n/a	5" Round - Driving - Clear	Polymax	35	35,000	4207	2550	-	-
422	n/a	5" Round - Flood - Clear	Polymax	35	-	4209	2550	-	-
550	n/a	2"x6" Rect. - Long Range - Clear	ABS	35	35,000	4639/3520	2550	3522	3524
551	n/a	2"x6" Rect. - Flood - Clear	ABS	35	-	4633/3520	2550	3522	3524
7303		Light Bracket for 3/4" and 1" diameter bars (packaged individually)							

See page 39 for replacement parts reference illustrations



AUTOMOTIVE



57 Series

57 Series All Season Lighting Systems

KC 57 Series All Season Lighting Systems provide you with a choice of lighting types for the different kinds of weather and driving conditions you may encounter. They include interchangeable, unbreakable Lexan® lenses that allow you to easily convert your lights to either Fog or Driving. The driving light pattern increases your vision beyond the reach of standard high beams. The fog light pattern illuminates under fog, rain, and snow along with wider roadside vision.



Cover contents may vary from those shown in photo

All Season
Black Composite - 55 Watt
Pair Pack: #735

57 Series All Season Pair Packs Include:

- Two 5" x 7" rectangular lights & two KC covers
- Three sets of unbreakable Lexan® lenses:
2 Amber Fog / 2 Clear Fog / 2 Clear Driving
- Pre-terminated relay wiring harness
- Complete illustrated installation instructions



All Season
Chrome - 55 Watt
Pair Pack: #737



All Season
Black Chrome - 55 Watt
Pair Pack: #738



All Season
Stainless Steel - 55 Watt
Pair Pack: #785

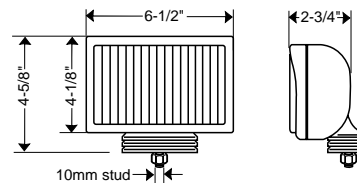
57 Series Flood & Emergency Lights



Flood - Chrome
55 Watt
Single: #1709



Emergency - Black - 55 Watt
Single (Red) : #1535
Single (Blue) : #1536



57 Series

57 Series Long Range Lights



57 Series Long Range Pair Packs Include:

- Two 5"x 7" Rectangular Long Range Lights
- Two protective light covers
- Relay style pre-terminated wiring harness
- Illustrated installation instructions

Also Available:

Long Range - Black Composite
55 Watt Halogen
Pair Pack: #736
Single: #1734

Long Range - Stainless Steel
100 Watt Halogen
Pair Pack: #786
Single: #1789

57 SERIES - 5"x 7" Rectangular Housings

Pair Pack Part #	Single Light Part #	Beam Type/Color	Finish	Watts	Beam Candlepower	Lens	Reflector	Bulb	Bezel	Gasket
735*	1530	Fog - Amber	Black Plastic	55	7,500	4531	3078	2551	3055	3077
512	1532	RV Fog - Clear	Black Plastic	55	15,000	4530	3078	2551	3055	3077
n/a	1535	Emergency - Red	Black Plastic	55	6,200	4540	3079	2551	3055	3077
n/a	1536	Emergency - Blue	Black Plastic	55	4,100	4541	3079	2551	3055	3077
737*	1557	Fog - Amber	Chrome	55	7,500	4531	3078	2551	3059	3077
738*	1558	Fog - Amber	Black Chrome	55	7,500	4531	3078	2551	3060	3077
737*	1559	Fog - Clear	Chrome	55	15,000	4530	3078	2551	3059	3077
738*	1560	Fog - Clear	Black Chrome	55	15,000	4530	3078	2551	3060	3077
785*	1587	Fog - Amber	Stainless	55	7,500	4531	3078	2551	3050	3077
785*	1589	Fog - Clear	Stainless	55	15,000	4530	3078	2551	3050	3077
n/a	1709	Flood - Clear	Chrome	55	12,000	4533	3079	2551	3059	3077
716	1732	RV Driving - Clear	Black Plastic	55	57,000	4537	3079	2551	3055	3077
735*	1732	Driving - Clear	Black Plastic	55	57,000	4537	3079	2551	3055	3077
736	1734	Long Range - Clear	Black Plastic	55	90,000	4539	3079	2551	3055	3077
717	1739	Flood - Clear	Black Plastic	55	12,000	4533	3079	2551	3055	3077
737*	1757	Driving - Clear	Chrome	55	57,000	4537	3079	2551	3059	3077
738*	1758	Driving - Clear	Black Chrome	55	57,000	4537	3079	2551	3060	3077
739	1760	Long Range - Clear	Chrome	100	167,000	4539	3079	2767	3059	3077
740	1761	Long Range - Clear	Black Chrome	100	167,000	4539	3079	2767	3060	3077
n/a	1786	Flood - Clear	Stainless	55	12,000	4533	3079	2551	3050	3077
785*	1787	Driving - Clear	Stainless	55	57,000	4537	3079	2551	3050	3077
786	1789	Long Range - Clear	Stainless	100	167,000	4539	3079	2767	3050	3077

*All Season System

See page 39 for replacement parts reference illustrations



26 Series



Cover contents may vary from those shown in photo

All Season - 55 Watt System: #516



Long Range - 55 Watt Single: #1762

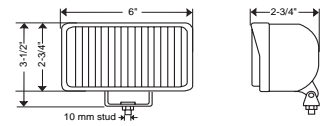


Emergency - 55 Watt Single (Red): #1525

KC 26 Series All Season Lighting Systems
Systems include two 2" x 6" rectangular lights, interchangeable fog and long range (driving) lenses, pre-terminated relay wiring harness and our unique adhesive mounting system for easy light installation.

26 SERIES - 2" x 6" Rectangular Housings

Pair Pack Part #	Single Light Part #	Beam Type/Color	Finish	Watts	Beam Candlepower	Lens	Reflector	Bulb	Bezel	Gasket
513 [†]	1513	Rear Fog - Red	Black Plastic	35	2,500	4625	3520	2550	3522	3524
516*	1520	Fog - Amber	Black Plastic	55	6,500	4631	3520	2551	3522	3524
516*	1522	Fog - Clear	Black Plastic	55	10,000	4630	3520	2551	3522	3524
n/a	1525	Emergency - Red	Black Plastic	55	5,100	4625	3520	2551	3522	3524
516*	1762	Long Range - Clear	Black Plastic	55	42,000	4639	3520	2551	3522	3524
517	1763	Backup/Flood - Clear	Black Plastic	55	n/a	4633	3520	2551	3522	3524



[†]Single light with relay wiring harness

*All Season System

See page 39 for replacement parts reference illustrations

Rear Fog Lights



#513

KC Rear Facing Fog Lights are designed to let drivers behind you see you sooner in dense fog or inclement weather. They're modeled after the rear fog lights found on some of Europe's finest sedans.

Rear Fog Light Kit Includes:

- One 2" x 6" composite housing Rear Fog Light
- 12 volts, 35 watts, 2.9 amps
- Heavy duty mounting bracket
- Pre-terminated relay wiring harness
- Illustrated instructions for easy installation





35 Series / Back-Up Lights

35 Series Wide Beam Driving Lights



Wide Beam Driving - Black
55 Watt Halogen
Pair Pack: #775

LX₂ Pair Pack Features:

- Two 3"x 5" rectangular ABS housings
- Wide beam pattern glass lenses
- 55 watt quartz halogen bulbs
- 22,000 candlepower
- Pre-terminated relay wiring harness

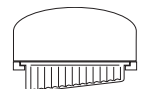
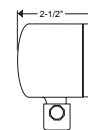
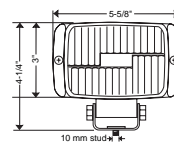


Standard Headlights Only



Headlights with Wide Beam Lights

KC Wide Beam LX₂ Driving Lights feature our unique LX₂ lens technology. The specially shaped lens projects a much wider beam pattern than standard headlights, providing increased side to side illumination. Use along with either low or high beam head lights for improved night time vision.



(Top view Wide Beam LX₂ Only)

35 SERIES - 3"x 5" Rectangular Housing

Pair Pack Part #	Single Light Part #	Beam Type/Color	Finish	Watts	Beam Candlepower	Lens/Reflector	Bulb	Bezel	Gasket
775	1775	Wide Beam - Clear	Black Plastic	55	22,000	4217	2551	n/a	n/a

See page 39 for replacement parts reference illustrations



Back-Up - Black
55 Watt Halogen
Pair Pack: #517

Back-Up Lighting System

KC Back-Up Lights illuminate a larger area than standard O.E. back-up lights. The Flood Lens pattern throws extra light right where it's needed to make backing up easier and safer. System includes everything necessary to connect to back-up light circuit so lights come on automatically when vehicle is placed in reverse.

Back-Up Flood Lighting System Includes:

- Two 2"x 6" rectangular composite housing Flood Lights
- 12 volts, 55 watts, 4.2 amps
- Two heavy duty brackets for easy mounting
- Relay wiring harness splices into back-up light circuit
- Illustrated instructions for easy installation



Standard back-up lights often don't provide enough illumination to see hazards



KC Back-Up Lights illuminate larger area, with brighter output



Add-On Switch

Allows manual operation of back-up lights when vehicle shift lever is not placed in reverse.

Part #6303





APOLLO Series

KC Apollo Series lights feature an extremely tuff black Polymax housing with a sleek, flat profile. Their optical quality glass lens, halogen bulb and polished reflectors combine to generate a super bright, specially focused beam of light. The two axis mount provides for easy aiming. They're available in 6" round or 5" round 55 watt models, in a choice of Long Range, Driving or Fog Light patterns. If you are interested in a higher wattage and brighter light in a similar type housing, check out the Apollo Pro Series lights on page 20.

6" Apollo Series Lights



Long Range - 55 Watt
Pair Pack: #1155
Single: #1155



Driving - 55 Watt
Pair Pack: #1156
Single: #1156

5" Apollo Series Lights



Long Range - 55 Watt
Pair Pack: #455
Single: #1455

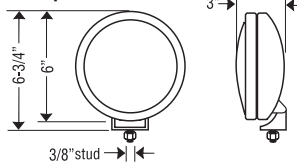


Fog - 55 Watt
Pair Pack: #457
Single: #1457

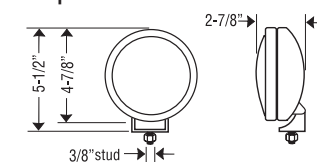
KC Apollo Series pair packs include:

- Two Apollo Series 55 watt lights with soft vinyl light covers
- KC "Do-It-Yourself" wiring kit that includes wire, a mini rocker switch, fuse, connectors & mounting hardware

6" Apollo Series:



5" Apollo Series:



KC Apollo Series - 6" Round Housings

Pair Pack Part #	Single Light Part #	Beam Type/Color	Finish	Watts	Beam Candlepower	Lens/Reflector Assembly	Bulb	Bezel	O-Ring
155	1155	Long Range - Clear	Black	55	104,000	4213	2551	3608A	3077V
156	1156	Driving - Clear	Black	55	66,000	4205	2551	3608A	3077V
157	1157	Fog - Clear	Black	55	25,000	4206	2551	3608A	3077V
n/a	1158	Flood - Clear	Black	55	13,000	4219	2551	3608A	3077V
6" Apollo Replacement Fog Lights for Jeep Wrangler TJs (Includes O.E. style connector that plugs directly into factory wiring harness)									
n/a	1136	Fog - Clear (1997-04 TJ)	Black	55	25,000	4206	2551	3608A	3077V
n/a	1137	Fog - Clear (2005-06 TJ)	Black	55	25,000	4206	2551	3608A	3077V

KC Apollo Series - 5" Round Housings

Pair Pack Part #	Single Light Part #	Beam Type/Color	Finish	Watts	Beam Candlepower	Lens/Reflector Assembly	Bulb	Bezel	O-Ring
455	1455	Long Range - Clear	Black	55	72,000	4211	2551	3607A	3077W
456	1456	Driving - Clear	Black	55	45,000	4207	2551	3607A	3077W
457	1457	Fog - Clear	Black	55	20,000	4208	2551	3607A	3077W
n/a	1458	Flood - Clear	Black	55	10,000	4209	2551	3607A	3077W

Apollo lights can be upgraded with the Apollo Pro grille/bezel: Part #7216 fits 6" Apollo lights
Part #7217 fits 5" Apollo lights

See page 39 for replacement parts reference illustrations

50 Series Utility Lights & Adjustable Flood Light



Long Range - Black Chrome
100 Watt Halogen
Single: #1415
Pair Pack: #415



Driving - Chrome
100 Watt Halogen
Single: #1484
Pair Pack: #484



Driving - Black Chrome
100 Watt Halogen
Single: #1485
Pair Pack: #485



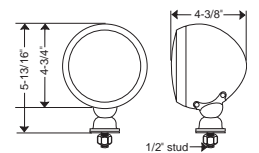
Flood - Chrome
100 Watt Halogen
Single: #1409



Fog - Black Chrome
100 Watt Halogen
Single: #1489
Pair Pack: #489

50 Series Utility Lights

KC 50 SERIES Lights are an excellent choice for commercial and industrial applications. In addition to the Long Range and Driving lights featured on the page 18, 50 Series lights are also available in Flood and Fog configurations. These lights have proven to be quite versatile in use due to their compact size and wide selection.



50 SERIES - 5" Round Housings

Pair Pack Part #	Single Light Part #	Beam Type/Color	Finish	Watts	Beam Candlepower	Lens/Reflector	Bulb	Bezel	Gasket	O-Ring
n/a	1408	Flood - Clear	Black Chrome	100	25,000	4209	2767	3012BK	3077A	
n/a	1409	Flood - Clear	Chrome	100	25,000	4209	2767	3012	3077A	
415	1415	Long Range - Clear	Black Chrome	100	200,000	4211	2767	3012BK	3077A	
417	1417	Long Range - Clear	Chrome	100	200,000	4211	2767	3012	3077A	
484	1484	Driving - Clear	Chrome	100	90,000	4207	2767	3012	3077A	
485	1485	Driving - Clear	Black Chrome	100	90,000	4207	2767	3012BK	3077A	
488	1488	Fog - Clear	Chrome	100	30,000	4208	2767	3012	3077A	
489	1489	Fog - Clear	Black Chrome	100	30,000	4208	2767	3012BK	3077A	

See page 39 for replacement parts reference illustrations



Flood - Black
55 Watt Halogen
Single: #1740

KC Adjustable Flood Light

This is a great addition for work trucks or race support vehicles. It features a 5"x 7" composite housing with 55 watt halogen bulb and comes with a built-in weather proof switch. Special bushings allow easy adjustment.

Part #1740



UTILITY



Five & Six Inch HID Lights

5" HID Long Range, Flood & Driving Lights

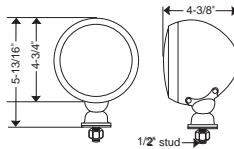


Long Range - Chrome
50 Watt
Pair Pack: #460
Single: #1460



Flood - Black
50 Watt
Pair Pack: #465
Single: #1465

KC 5" HID's feature all the benefits of their bigger brothers, but come in a compact 5" round, non-shock mounted housing. They're great for commercial applications or where limited space is a consideration.



HID - 5" Round Non-Shock Mounted Housings

Pair Pack Part #	Single Light Part #	Beam Type/Color	Finish	Watts	Beam Candlepower
460	1460	Long Range - Clear	Chrome	50	500,000
461	1461	Long Range - Clear	Black	50	500,000
464	1464	Flood - Clear	Chrome	50	61,000
465	1465	Flood - Clear	Black	50	61,000
466	1466	Driving - Clear	Chrome	50	220,000
467	1467	Driving - Clear	Black	50	220,000

6" HID Shock Mounted Long Range, Flood, Driving & Fog Lights



Flood - Black
50 Watt
Pair Pack: #665
Single: #1665



Fog - Stainless
50 Watt
Pair Pack: #668
Single: #1668

Each light or pair of lights includes:

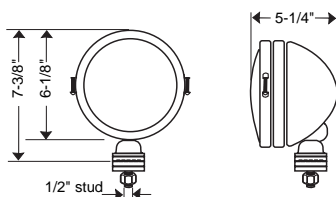
- HID Light(s)
- Ballast with plug-in terminals
- Fully assembled Pre-terminated harness with weather proof plug connectors for a long service life and easy installation
- 6" HID lights include cover(s)

ALL KC HID LIGHTS ARE FACTORY SERVICED

HID - 6" Round Shock Mounted Housings

Pair Pack Part #	Single Light Part #	Beam Type/Color	Finish	Watts	Beam Candlepower
660	1660	Long Range - Clear	Stainless Steel	50	660,000
661	1661	Long Range - Clear	Black	50	660,000
664	1664	Flood - Clear	Stainless Steel	50	83,000
665	1665	Flood - Clear	Black	50	83,000
666	1666	Driving - Clear	Stainless Steel	50	305,000
667	1667	Driving - Clear	Black	50	305,000
668	1668	Fog - Clear	Stainless Steel	50	121,000
669	1669	Fog - Clear	Black	50	121,000

NOTE: KC Long Range HID Lights feature unbreakable Lexan® lenses





UTILITY



26 & 57 Series Specialty Lights

Back-Up Lighting System



Back-Up - Black
55 Watt Halogen
Pair Pack: #517

KC Back-Up Lights illuminate a larger area than standard O.E. back-up lights. The Flood Lens pattern throws extra light right where it's needed to make backing up easier and safer. Includes everything necessary to connect to back-up light circuit so lights automatically come on when vehicle is placed in reverse.

Back-Up Flood Lighting System Includes:

- Two 2" x 6" rectangular composite housing Flood Lights
- 12 volts, 55 watts, 4.2 amps
- Two heavy duty brackets for easy mounting
- Relay wiring harness splices into back-up light circuit
- Illustrated instructions for easy installation



Standard back-up lights often don't provide enough illumination to see hazards



KC Back-Up Lights illuminate larger area, with brighter output



Add-On Switch

Allows manual operation of back-up lights when vehicle shift lever is not placed in reverse.

Part #6303

2" x 6" & 5" x 7" Emergency Lights



2" x 6" - 55 Watt
Amber : #1520



2" x 6" - 55 Watt
Red : #1525



5" x 7" - 55 Watt
Red : #1535

Part #	Color	Finish	Watts	Lens	Reflector	Bulb	Bezel	Gasket
2" x 6" Rectangular								
1520	Amber	Black Plastic	55	4631	3520	2551	3522	3524
1525	Red	Black Plastic	55	4625	3520	2551	3522	3524
5" x 7" Rectangular								
1530	Amber	Black Plastic	55	4531	3078	2551	3055	3077
1535	Red	Black Plastic	55	4540	3079	2551	3055	3077
1536	Blue	Black Plastic	55	4541	3079	2551	3055	3077

See page 39 for replacement parts reference illustrations



LED Tail, Brake, Turn & Backup Lights

KC offers a variety of quality LED Tail, Brake, Turn & Clearance lights for utility and industrial vehicle use. All KC LED lights are made with Impact and UV resistant Polycarbonate lenses that are sonically sealed to prevent moisture issues. Typically, standard incandescent light bulbs might last only 1,000 to 2,000 hours. KC long-life LEDs last in excess of 100,000 hours with increased visibility and safety. Choose from a selection of tail lights, brake lights, turn signals, side marker and clearance lights, and trailer light kits.

4" Round Lights



Part #1002



Part #1003



Part #1004



Part #1005



Part #1006

5" Rectangular Lights



Part #1008



Part #1009

2" Round Side Marker Lights



Part #1031



Part #1032



6" Oval Lights



Part #1013



Part #1014



Part #1016



Part #1017

6" Oval Sequential Turn Signal Lights



Part #1019



Part #1020



Part #1021



Part #1022

Light Bar Tail/Brake Light Center Mount Lights



Part #1023



Part #1024

6" Oval Turn Signal/Side Marker Lights



Part #1033



Part #1035

Part #1039



Part #1037



Part #1038



Part #1040



LED Tail, Brake, Turn & Clearance Lights



Part #1000



Part #1001



Part #1029



Part #1030

LED Tail, Brake, Turn & Clearance Lights

Part #	Description
1000	Trailer Tail Light Kit without Back Up Lights
1001	JEEP & Trailer Tail Light Kit with Back Up Lights
1002	4" Round Tail/Brake Light Red/Red - Light Only
1003	4" Round Tail/Brake Light Amber/Amber - Light Only
1004	4" Round Tail/Brake Light Clear/Red - Light Only
1005	4" Round Turn Signal Light Clear/Amber - Light Only
1006	4" Round Backup Light Clear/White - Light Only
1008	5" Rectangular Tail/Brake Light Red - Light Only
1009	5" Rectangular Tail/Brake Light Amber/Amber - Light Only
1011	5" Rectangular Tail/Brake Light Clear/Amber - Light Only
1012	5" Rectangular Backup Light Clear/White - Light Only
1013	6" Oval Tail/Brake Light Red/Red - Light Only
1014	6" Oval Tail/Brake Light Amber/Amber - Light Only
1015	6" Oval Tail/Brake Light Clear/Red - Light Only
1016	6" Oval Turn Signal Light Clear/Amber - Light Only
1017	6" Oval Backup Light Clear/White - Light Only
1018	6" Oval Clearance Light Blue/White - Light Only
1019	6" Oval Sequential Turn Signal Light Red/Red - Light Only
1020	6" Oval Sequential Turn Signal Light Amber/Amber - Light Only
1021	6" Oval Sequential Turn Signal Light Clear/Red - Light Only
1022	6" Oval Sequential Turn Signal Light Clear/Amber - Light Only
1023	Light Bar Tail/Brake Light Center Mount Red/Red
1024	Light Bar Tail/Brake Light Center Mount Smoke/Red
1029	Clearance - GM Dually Tailgate Amber Light & Plug
1030	Clearance - GM Dually Tailgate Red Light & Plug
1031	2" Round Side Marker Light Kit Amber
1032	2" Round Side Marker Light Kit Red
1033	6" Oval Turn Signal/Side Marker Light Red
1034	6" Oval Turn Signal/Side Marker Light Kit Red
1035	6" Oval Turn Signal/Side Marker Light Amber
1036	6" Oval Turn Signal/Side Marker Light Kit Amber
1037	6" Oval Grommet
1038	4" Round Grommet
1039	5" Rectangular Grommet
1040	3-Wire Plug



ACCESSORIES



Stone Guards & Light Covers

KC Stone Guards

Made from tough ABS plastic and fit 6" round Daylighters®, SlimLites® and 8" Rally 800 lights. *WILL NOT fit Apollo Series lights.* Packed individually.

Apollo Lights Upgrade

KC Apollo Series lights can be upgraded with the Apollo Pro grille/bezel. Packed individually.

KC Light Covers

Available in high quality soft vinyl and hard plastic to protect your lights and keep the lenses clean. They also fit many other less popular lights. Hard plastic covers are packed individually. Soft vinyl covers are packed in pairs.

Soft Vinyl - Round



8"	5801	N/A	5800	N/A	N/A	5819
6"	5101	5205	5100	5110	5117	5119
5"	N/A	N/A	5400	N/A	N/A	N/A

Hard Plastic - Round



6"	5108	5105	5202	5200	5203
----	------	------	------	------	------

Hard Plastic - Rectangular

5" x 7"	5309			2" x 6"	5709
6" x 9"	5609				



Part No. 7210 - fits 6" Daylighters & SlimLites
Part No. 7214 - fits 8" Rally 800



Part No. 7211 - fits 6" Daylighters & SlimLites
Part No. 7215 - fits 8" Rally 800



Part No. 7213 - fits 6" Daylighters & SlimLites



Apollo lights can be upgrade:
7216 - 6" Apollo Grill/Bezel
7217 - 5" Apollo Grill/Bezel

Wiring Kits



Relay Harness Kit
#6315

KC Pre-terminated Relay Wiring Harness

Includes a heavy duty 40 amp relay, rocker switch, fuses and mounting hardware. Made to hook up any two KC lights.

Part #6315 - Relay Harness Kit

Part #6316 - Relay Harness without switch for use with #6315 to wire two additional lights

Part #6317 - 4 ft. wire extension

Part #6318 - 8 ft. wire extension

Part #3300 - 40 Amp Relay only

Part #9560 - HID Harness for two lights

KC Switch Kit

Allows you to easily install your lights in about an hour. Our high quality wire minimizes voltage drop for brighter lights, and our illuminated rocker switch is rated at 30 amps.

Part # 6301 - Complete Kit for 2 Lights - Mini Size Switch



Wiring Harness
#6310

KC Wiring Harness for Roof Mounted Light Bars

Provides a clean factory installed appearance. Designed to operate two lights, this fully assembled harness includes a 40 amp relay and is ready to plug into the lights. Additional plugs are provided for easy light bar removal.

Part #6310 - Pre-terminated Harness for Roof Mounted Lights



#6301

Quad Beam



Low beams only in use.



Without Quad Beam installed, low beams turn off when high beams are activated.



With Quad Beam installed, low beams remain on when high beams are activated, providing extra light.

For Increased Vision and Added Safety at Night

On many late model vehicles equipped with 4 headlamps, the low beams go off when the high beams are activated. KC's Quad Beam relay system allows the low beams to remain on when the high beams are activated. Our Quad Beam system is easily installed, and is legal in all states. Quad Beam will work on vehicles equipped with low beam daytime running lights, (DRL); but **will not** work on those vehicles with high beam DRLs.

Note: the Quad Beam Kit is designed to be used on four (4) headlamp systems only.



Quad Beam
#6314

Part #6313 - Quad Beam for most 2000-2002 GM vehicles.

Part #6314 - Quad Beam for most 1999 and older vehicles plus 2003 thru 2008 models.



ACCESSORIES

Lite Bars



Part #7420

KC Lite Bars are a great and simple way to mount additional lighting to your truck, Jeep or SUV. They come with a fantastic looking and durable textured BLACK POWDER COAT finish. KC Lite Bars have light tabs for mounting 2, 3, 4 or 5 KC lights, depending on model. Installation is simple, bolting up to existing factory holes, so there's no need for drilling, plus they can be shipped via UPS. See the complete application chart on the facing page for model availability.



Part #7404



Part #74071



Part #74281



Part #7427

Lite Bars



KC Lite Bars

Part #	Year	Description	No. Of Light Mounting Tabs
JEEP			
7400	1997-06	TJ Wrangler	2-Tab
74031	1997-06	TJ Winch Mount	2-Tab
7404	1997-06	TJ Hood Mount	3-Tab
74071	2007-11	JK Wrangler	2-Tab
7409	2007-11	JK Hood Mount	2-Tab
7416	1997-09	TJ Overhead Windshield Lite Bar	5-Tab
7417	2007-11	JK Overhead Windshield Lite Bar	5-Tab
FORD			
7420	1999-07	Super Duty	4-Tab
74241	2008-11	Super Duty	4-Tab
7427	2006-07	Edge	2-Tab
74281	2010-11	F-150 Raptor	4-Tab
7429	2009-11	F-150	4-Tab
DODGE			
7430	2003-06	Ram 2500-3500 4WD	4-Tab
7431	2002-05	Ram 1500 4WD	4-Tab
7434	2006-11	Ram 2500 HD 4WD	4-Tab
7435	2006-08	Ram 1500 HD 4WD	4-Tab
CHEVROLET / GMC			
74371	2007-11	1500 4WD	2-Tab
74381	2007-10	2500HD 4WD	2-Tab
n/a	2003-06	1500 4WD	4-Tab
7445	2000-06	1/2 Ton 4WD	2-Tab
7447	2000-06	2500HD 4WD, Suburban, Yukon	2-Tab
74382	20011	2500/3500HD 2WD/4WD with tow hooks	2-Tab
TOYOTA			
7452	2005-11	Tacoma	4-Tab
74531	2007-11	FJ Cruiser	2-Tab

Note: lights not included



ACCESSORIES

Tube Bumpers & Lite Bar for JEEP JK Wranglers

This line up includes replacement tube style front and rear bumpers made from 1.75" O.D., .120 wall steel tubing, and a unique hood mounted Lite Bar for adding extra off-road lighting. They all feature a great looking black textured powder coated finish.



Part #	Description
7412	JK Wrangler Tube Style Bumper Front
7413	JK Wrangler Tube Style Bumper Rear
7409	JK Wrangler Hood Mount Lite Bar



New KC HiLiTES H4 7" Replacement Headlight

This 55/60 watt (bulb included) DOT approved KC replacement halogen headlight features a unbreakable hard coated Lexan® lens and computer designed multi-surface reflector for superior optics. They're available for all Jeep TJ and vehicles using a 7" round headlight. *(Will not fit Jeep JKs)*

Part #4230 - single unit
Part #42301 - pair



KC Lite Shields

Made from super-tough clear acrylic plastic, they simply snap in place to protect the front of your lights. The round shields fit SlimLites, 6" HID's and Daylighters. **Packed in pairs.**

Available in color tints:

- Clear – Part #7207
- Amber – Part #7206
- Red – Part #7205
- Blue – Part #7204



KC Lite Locks

Helps prevent theft of your lights. Each set includes one socket key and two special keyed nuts.

Part #7221 - 1/2" x 13, fits all Daylighters, 6x9 rectangular and Rally 800 Lights. *(does not fit SlimLites)*



KC Receiver Hitch Light Mount

A quick and easy way to add extra lighting to the back of your truck or SUV. Requires 2" receiver style hitch. Shown with KC #1763 flood lights (lights not included).

Part #7306



Light Mounting Brackets

KC Windshield Hinge Light Mounting Brackets

Available for 1976-1995 CJs & Wranglers and 1997-2008 Wranglers, These brackets mount solidly to the windshield frame hinge and accept all KC lights. They come in a choice of polished stainless steel and black. (packed in pairs)

Part#	Year	Description	Finish
7311	1997-06	TJ Wrangler Brackets	Black
7312	1997-2011	TJ & JK Wrangler Brackets	Black
7316	2007-11	JK Wrangler Brackets	Black
7321	1976-95	YJ Wrangler Brackets	Black



KC Hood Mount Light Mounting Brackets for Jeep Wrangler TJs

These brackets easily attach to the engine hood hinge and give you even more options for mounting KC lights.

Part #7304 (packed in pairs)



New KC HiLiTES Tube Clamp Mount

The 2-piece KC Tube Clamp Mount bracket is made in the U.S.A. from super tough injected molded glass filled nylon composite. Three models are available to be used on 1-1/2" to 3" round tubing. It features a 1/2" mounting hole that will accommodate a host of bolt-on accessories. It's great for adding lights to a light bar or tube bumper without having to weld on extra light tabs. Use it to mount a whip antenna or auxiliary rear view mirror on a sand rail or UTV. It's also useful as an anchoring point to secure and tie down cargo. The uses for this unique and handy accessory are only limited by your imagination. **Sold individually.**

Part #7307 - 1-1/2" to 2" with the supplied rubber spacers

Part #7308 - 2-1/2"

Part #7309 - 3"





Replacement Bulbs & Lenses

Replacement Bulbs

KC Ice Blue H-3 halogen bulbs cast a brilliant, super bright blue hue light. They're available in both 55 watt and 130 watt models to fit most halogen equipped KC lights.



KC Replacement Bulbs are available for all KC quartz halogen lights.



Bulb Part #	Watts	Color	Description
2550	35	Clear	H-3 Halogen
2551	55	Clear	H-3 Halogen
2554	55/60	Clear	H-4 Halogen
2762	55	Ice Blue	H-3 Halogen

Bulb Part #	Watts	Color	Description
2763	130	Ice Blue	H-3 Halogen
2766	130	Clear	H-3 Halogen
2767	100	Clear	H-3 Halogen
2769	100	Clear	H-3 24V Halogen

Replacement Lenses

KC Replacement Lenses are identical to the originals and available for all KC lights with replaceable lenses or lens/reflector.



Lens Part #	Type	Color	Description
4203	Driving	Clear	8" Round lens/reflector
4205	Driving	Clear	6" Round lens/reflector
4206	Fog	Clear	6" Round lens/reflector
4207	Driving	Clear	5" Round lens/reflector
4208	Fog	Clear	5" Round lens/reflector
4209	Flood	Clear	5" Round lens/reflector
4210	Long Range	Clear	8" Round lens/reflector
4211	Long Range	Clear	5" Round lens/reflector
4213	Long Range	Clear	6" Round lens/reflector
4214	Long Range	Clear	6x9 Rectangular lens/reflector
4215	Driving	Clear	6x9 Rectangular lens/reflector
4217	Wide Beam	Clear	3x5 Rectangular lens/reflector
4219	Flood	Clear	6" Round lens/reflector
4530	Fog	Clear	5x7 Rectangular lens
4530 G	Fog (glass)	Clear	5x7 Rectangular lens

Lens Part #	Type	Color	Description
4531	Fog	Amber	5x7 Rectangular lens
4533	Flood	Clear	5x7 Rectangular lens
4537	Driving	Clear	5x7 Rectangular lens
4537 G	Driving	Clear	5x7 Rectangular lens (glass)
4539	Long Range	Clear	5x7 Rectangular lens (glass)
4540	Emergency	Red	5x7 Rectangular lens
4541	Emergency	Blue	5x7 Rectangular lens
4625	Emergency	Red	2x6 Rectangular lens
4626	Emergency	Blue	2x6 Rectangular lens
4630	Fog	Clear	2x6 Rectangular lens
4631	Fog	Amber	2x6 Rectangular lens
4633	Flood	Clear	2x6 Rectangular lens
4639	Long Range	Clear	2x6 Rectangular lens

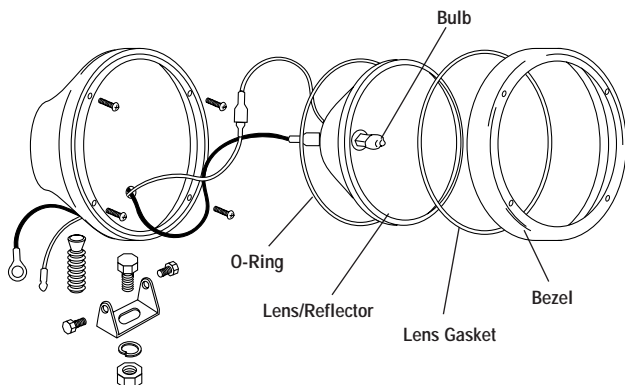


REPLACEMENT PARTS

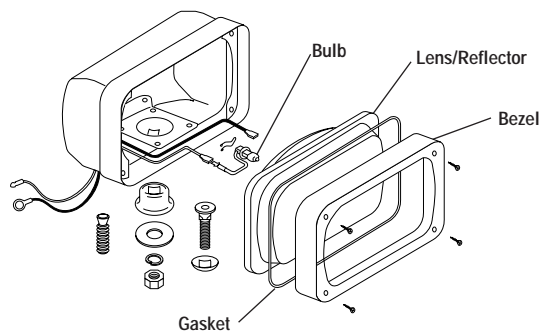


Replacement Parts

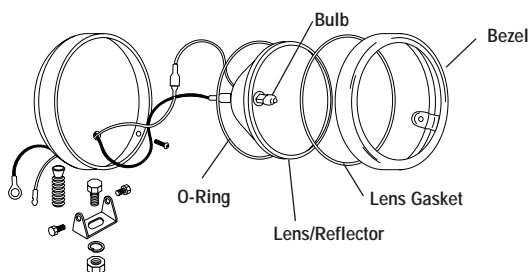
RALLY 800 - 8" Round Housings



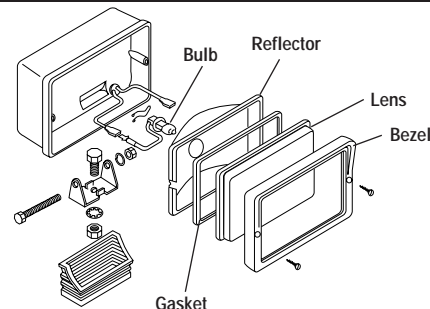
69 SERIES - 6"x 9" Rectangular Housings



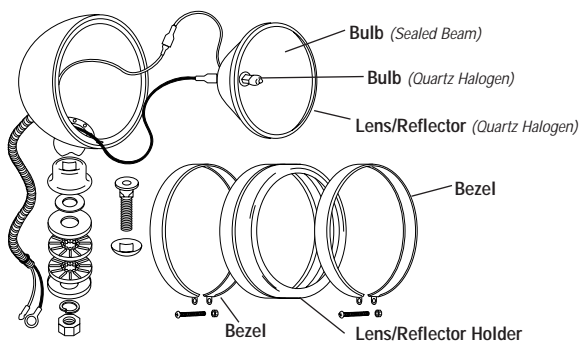
SlimLite - 6" Round Housings



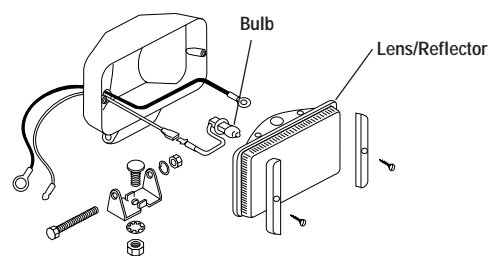
57 SERIES - 5"x 7" Rectangular Housings 26 SERIES - 2"x 6" Rectangular Housings



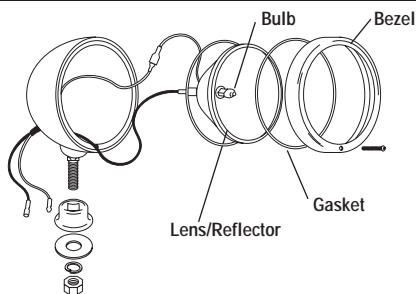
DAYLIGHTER - 6" Round Housings



35 SERIES - 3"x 5" Rectangular Housings



50 SERIES - 5" Round Housings



APOLLO / APOLLO PRO - 5" & 6" Round Housings

