



## **VOLUME 20**

LEADING THE POWERSPORTS INDUSTRY IN  
SHOP EQUIPMENT, TOOLS AND HARD PARTS

**SINCE 1968**



---

## **CELEBRATING 50 YEARS OF SETTING THE STANDARD IN THE POWERSPORTS INDUSTRY, SINCE 1968**

K&L® Supply Company Inc. is the premier supplier of tools, parts and equipment to the Powersports Industry. We are ranked #1 in the industry for our innovative product portfolio and top notch customer service / tech support.

Since 1968, K&L has manufactured and distributed the highest quality hard parts, specialty tools, and shop equipment to service any Powersports Vehicle. K&L is also proud to be the Original Equipment Tool Supplier to all Yamaha® Dealers in the United States.

# THE STORY OF K&L SUPPLY

## HUMBLE BEGINNINGS FROM 1968

It all began when Joseph Lee, K&L's CEO and founder, was given his first bike, an old Zundapp, when he was a child in South Korea. That gift from a visiting missionary sparked a life-long passion. Years later while living in CA, Mr. Lee saw the growing popularity of motorcycles and in 1968, opened K&L Supply Co. in Santa Clara, CA.

It started as a local repair shop and soon expanded to a national wholesaler of parts and tools. In the late 80's and throughout the 90's, K&L expanded into shop equipment, selling tire changers, wheel balancers, lifts and more. K&L also began manufacturing its own equipment.

## K&L SUPPLY TODAY

Fast forward to 2018 and K&L Supply is a leading manufacturer and supplier of premium shop equipment, parts and tools throughout the world. Mr. Lee is still at the helm as is K&L's ever-present focus on innovation. New products are continually being developed and manufactured at K&L's 55K sq. ft. facility in S. Korea. K&L is passionate in providing excellent service and premium products at prices dealers can afford.

This passion has grown K&L's customer base to over 20K customers worldwide, something K&L is very proud of. Among its customers are major industry distributors as well as OEM's like Yamaha, for which K&L is the exclusive OE tool manufacturer and supplier to dealers. K&L's product quality and customer service set the company apart from its competition. K&L stands behind everything they make and they take care of people directly and right away — if there's a problem with a product, K&L Supply will fix it or replace it.



## LOOKING TO THE FUTURE

K&L's plan is clear: growth, in all forms. The company recently expanded to a new 100K sq. ft. facility in San Jose, CA featuring a larger warehouse and a new assembly line. Distribution centers were recently opened in PA and GA, with an additional central US location coming next year. Additionally, K&L just launched a new website with a new dealer portal.

Customers will be able to log in, check real time inventory and place orders online. Simultaneously, K&L will continue its tradition of innovation by expanding its leading line of equipment for powersports and automotive shops while simultaneously increasing their product line with applications for all major OEM's. The mission is very simple: continue to be the supplier of equipment, tools and hard parts for the powersports industry.

***On behalf of the entire K&L Family, thank you for your continued support over the past 50 years! We look forward to providing you stellar service and premium parts, tools and equipment for many years to come.***



K&L'S 50TH ANNIVERSARY GOLD LINE OF EQUIPMENT



K&L SUPPLY USA



K&L SUPPLY KOREA

# K&L'S PROUD HISTORY OF SUPPORTING MOTORSPORTS

Mr. Lee & K&L Supply are proud to have supported historic races at Laguna Seca, the Daytona 200, and multiple Lake Elsinore Grand Prix's. We salute the heroes of the sport whom we've worked with through the years and look forward to supporting the heroes of the future! Contact us for race team specials.

## LAKE ELSINORE GRAND PRIX - SPONSORED & REVIVED THIS HISTORICAL EVENT



**STEVE MCQUEEN**  
LAKE ELSINORE GRAND PRIX  
1967



**MALCOM SMITH**  
LAKE ELSINORE GRAND PRIX  
1970



**MR. LEE & MALCOM SMITH**  
LAKE ELSINORE GRAND PRIX  
2012



**K&L SPONSORS THE LEGP**

## FLAT TRACK SPONSORSHIPS



**STEVE ECKLAND**



**GRAHAM RICKY**  
WITH K&L TIRE BALANCER

## LAGUNA SECA RACES





**MR. LEE, KENNY ROBERTS & KATO AKIHISA**  
LAGUNA SECA RACES




**LAGUNA SECA RACES**  
K&L SPONSORSHIPS

# K&L KOREA MANUFACTURING



# K&L USA HEADQUARTERS



## DOMESTIC DISTRIBUTORS



## EUROPE



NOVEMA NOVA  
CROATIA



ALLRIGHT  
FINLAND



PROVAC  
FRANCE



MAROLO TEST  
FRANCE



ZONE INTERDITE  
FRANCE



REMA TIP TOP  
GERMANY



CUSTOM CHROME EUROPE  
GERMANY



ESN EQUIPMENT  
HOLLAND



YAMAHA® EUROPE  
HOLLAND



MARVI  
SPAIN



JAC MOTORS S.A.  
SPAIN



GEMCO  
U.K.



OFF ROAD ONLY  
U.K.



RS EQUIPMENT  
U.K.



CAPS GROUP  
UNITED KINGDOM

## AMERICAS



MOTOVAN  
CANADA



SIRIUS CONSOLIDATED INC.  
CANADA



PRO PISA  
MEXICO



IMPORTADORA IMOTO  
CHILE



MOTOSAL  
EL SALVADOR



EUROMOTOS  
MEXICO



FTO MASTER RACING DE MEXICO  
MEXICO

## ASIA PACIFIC



SUSPENSIONS R US  
AUSTRALIA



KAWAN LAMA  
INDONESIA



SNAP-ON  
JAPAN



CORIDA SDN. BHD  
MALAYSIA



CENTURY DISTRIBUTORS  
NEW ZEALAND



CALOOCAN SALES  
CENTER, INC.  
PHILIPPINES



K&L SUPPLY  
KOREA



CAPS AP LIMITED  
HONG KONG



VEERASIAM  
HARDWARE CO., LTD  
THAILAND



TRACSYS  
PHILIPPINES



AEI  
SOUTH AFRICA



AM MOTORCYCLE  
COMPONENTS  
SOUTH AFRICA



ASK TOOLS  
THAILAND



YAZAWA INC.  
JAPAN



# TABLE OF CONTENTS

<b>SERVICE SECTION 1: LIFTS &amp; STANDS</b> .....	<b>13</b>
<b>SERVICE SECTION 2: TIRE CHANGERS &amp; BALANCERS</b> .....	<b>29</b>
<b>SERVICE SECTION 3: SHOP EQUIPMENT, TOOLS, &amp; SUPPLIES</b> .....	<b>51</b>
<b>SERVICE SECTION 4: ELECTRICAL EQUIPMENT</b> .....	<b>103</b>
<b>HARLEY DAVIDSON® SPECIALTY TOOLS</b> .....	<b>117</b>
<b>HARD PARTS</b> .....	<b>121</b>
<b>CARBURETOR &amp; FUEL</b> .....	<b>191</b>
<b>IGNITION &amp; ELECTRICAL</b> .....	<b>249</b>
<b>CONTROL</b> .....	<b>283</b>
<b>SUSPENSION</b> .....	<b>339</b>
<b>ACCESSORIES</b> .....	<b>357</b>
<b>MARINE</b> .....	<b>377</b>



## INDEX

5 GALLON PORTABLE AIR TANK .....	55	& SEAL DRIVER.....	52, 61, 93, 149	CARBURETOR FLOAT & PIN KITS .....	216	CRANKSHAFT TURNING TOOL,	
20-TON HYDRAULIC PRESS.....	67	BEARING REMOVAL		CARBURETOR SYNCHRONIZERS .....	78	DUCATI.....	85, 90
44T HANDPIECE WITH COLLETS.....	79	& INSTALLATION TOOLS .....	92	CARGO BUCKLE SELF-RETRACTING		CRANK STYLE WHEEL VISE .....	19
48MM FORK SEAL DRIVER.....	354	BEARINGS, ENGINE.....	150	TIE-DOWNS .....	376	CRIMPER, OPEN BARREL TYPE.....	114
55 GALLON DRUM CART .....	69, 186	BEARINGS, WHEEL.....	293	CARGO NETS .....	376	CRIMPER TOOLS.....	114
480 MULTIMETER .....	274	BELTS, TIMING .....	149	CDI BOXES .....	254	CUSH DRIVE RUBBERS .....	330
775 WHEEL BALANCER.....	42	BLACK NITRILE GLOVES.....	39	CDI TYPE CONDENSERS .....	269	CV-2 SYNTHETIC GREASE .....	371
1520EMX TIRE CHANGER.....	35	BLEEDER BOLT RUBBER CAPS.....	156	CENTER JACK .....	24	CYCLE DOCK.....	25
1520M TIRE CHANGER.....	35	BLIND HOLE BEARING PULLER		CENTER JACK ADAPTERS.....	24	CYLINDER.....	71
		& BRIDGE TYPE.....	92	CENTER PUNCH.....	93	CYLINDER BORE GAUGE SET.....	91
<b>A</b>		BLOW GUN TIPS .....	55	C-FRAME CREEPER SEAT .....	68	CYLINDER/CYLINDER HEAD NUTS .....	363
ACCELERATOR PUMP REBUILD KIT .....	240	BMW/HONDA 5-LUG .....	42	CH1300 HONING TANK.....	80	CYLINDER FLEX-HONE.....	81
ACCEL SUPER COILS.....	253	BOLT CAPS.....	359	CHAIN PRESS .....	65	CYLINDER HEAD COVER BOLT WASHERS .....	132
ACCESSORIES, TIRE LUBRICANT .....	40	BOLT REMOVAL TOOL FOR KTM.....	63	CHAIN TOOLS .....	65	CYLINDER HEAD NUT WRENCH.....	86
ACCU-GAUGE DELUXE PRECISION TIRE.....	48	BOLTS .....	361	CHARGER-MAINTAINER,		CYLINDER HEAD REPAIR EQUIPMENT.....	83
ADJUSTABLE FORK SEAL DRIVER.....	57, 355	BOLT WASHERS.....	132	4-STEP 12V 0.6 BATTERY .....	111	CYLINDER HEAD STANDS.....	83
ADJUSTABLE HOLDING TOOL .....	101, 168	BOOSTER CABLES.....	266	CHARGERS, BATTERY.....	109-111	CYLINDER HONES .....	81
ADJUSTABLE HOSE PINCHERS .....	77	BORE GAUGE SET .....	91	CHARGER-TESTER-MAINTAINER.....	111	CYLINDER HONE SET REPLACEMENT PARTS.....	81
AIR COMPRESSOR MANIFOLD .....	54	BORING.....	80-81, 91	CHEETAH CH-5.....	38	CYLINDER STUD INSTALL DRIVERS .....	86
AIR CUT-OFF VALVE SETS.....	236-238	BOXES .....	358	CHOKE KITS.....	240	CYLINDER TORQUE PLATES .....	118
AIR FILTER CLEANER AND DEGREASER... 192		BOXES, SELF LOCKING STORAGE BIN .....	358	CIRCLIP PLIER.....	88, 307		
AIR FILTER RECHARGER KIT, K&N .. 192, 370		BPF FORK HOLDING TOOL.....	59	CIRCLIP REMOVAL TOOL.....	119	<b>D</b>	
AIR FILTERS.....	192-193	BRAKE BLEEDER.....	99, 292, 307	CIRCLIPS .....	360	DAYTONA DIGITAL TACHOMETER.....	267
AIR GAUGES .....	48	BRAKE CALIPER PISTONS... 307-308, 310-313		CLAMPING TOOL.....	367	DEBURRING TOOL.....	79
AIR LIFT.....	15-16	BRAKE CALIPER PISTON TOOL .....	307	CLAW BEAD ASSIST .....	39	DELUXE SHOP APRON .....	39, 372
AIR LINE.....	54-55	BRAKE CALIPER REBUILD KITS .....	307-314	CLEANING BRUSH SET .....	373	DELUXE SUSPENSION	
AIR LINE FILTER.....	55	BRAKE DRUM SEAL KIT .....	329	CLOVER VALVE LAPPING COMPOUND KIT... 83		BEARING SERVICE TOOL .....	92
AIR PRESSURE GAUGE HOLDER .....	48	BRAKE FLUID, EBC DOT 4.....	156	CLUTCH .....	101	DIAGNOSTIC TOOLS .....	104, 106, 282
AIR TANK, PORTABLE.....	55	BRAKE LIGHT SWITCHES.....	276	CLUTCH .....	100	DIAL INDICATOR GAUGE	
AIR TEMP SENSOR.....	278	BRAKE LINES & FITTINGS.....	315-316	CLUTCH COVER GASKETS.....	157	& MAGNETIC BASE STAND .....	91
ALDEN DRILL-OUT		BRAKE PADS.....	317-329	CLUTCH FIBER KITS .....	159-160	DIAPHRAGMS, MASTER CYLINDER	
POWER EXTRACTORS .....	79, 154	BREAKER POINTS .....	267-271	CLUTCH HOLDING TOOL		RESERVOIR.....	295
ALLEN BOLTS .....	364	BRIDGE HAND HELD GAS ANALYZERS.....	72	LOCKING VISE TYPE.....	101, 156	DIESEL COMPRESSION TESTER.....	90
ALLEN WRENCHES.....	99	BRUSHES.....	267	CLUTCH PLATES .....	161-167	DIGITAL BORE GAUGE SET.....	91
ALTERNATOR BRUSHES.....	267	BRUSH SET WITH HANDLE.....	373	CLUTCH & PRIMARY TOOL .....	156	DIGITAL CALIPER .....	91
ALTERNATOR COVER GASKETS.....	151	BULBS.....	281	CLUTCH PUSH ROD LEVER "		DIGITAL TIRE PRESSURE GAUGE 0-60 PSI... 48	
ALTERNATOR/DYNO/GENERATOR		BUSHING DRIVER.....	92	BEARING & SEAL SET .....	168-169	DIRT BIKE LIFT.....	26
COVER GASKETS.....	151	BUTTON, LAUNCH MODE.....	275	CLUTCH SLAVE CYLINDER		DIRT BIKE STAND.....	26, 27
ALTERNATOR ROTORS .....	262	<b>C</b>		REPAIR KITS .....	155-156	DOLLY, WATERCRAFT .....	379
ALUMINUM SPACERS .....	363	CABLE ADJUSTERS .....	330	CLUTCH SPRING COMPRESSOR .....	119	DRAIN PANS.....	372
ALUMINUM TIRE VALVE STEMS .....	47	CABLE LUBER.....	64	CLUTCH SPRING SETS .....	158	DRAIN PLUG BOLTS.....	189
ALUMINUM VISE INSERT .....	58	CABLES, BATTERY .....	112	COATS 220 REPLACEMENT PARTS .....	37	DRAIN PLUG WASHER ASSORTMENT .....	156
ANALOG METER.....	269	CABLES, THROTTLE .....	330	COATS 775 WHEEL BALANCER .....	42	DRAIN SCREWS.....	234
APRON.....	39, 372	CABLE STRAPS .....	359	COATS OPTIONAL AND REPL. PARTS.....	34	DRIVER, BEARING RACE & SEAL.....	61
ARMOR RIM TAPE .....	49	CADDY, 25 GALLON GAS.....	68	COATS TIRE MACHINES.....	37	DRIVER, CLUTCH HUB LOCK NUT .....	62
ASSEMBLY LUBE.....	371	CADDY, GAS .....	68	COIL CAP CONNECTOR REPAIR KIT.....	253	DRIVER, SEAL.....	57
ATV BALL-JOINT SOCKET .....	52	CALIPER, PLASTIC .....	91	COILS.....	253	DRIVER SET.....	96
ATV BRAKE DRUM SEAL KIT .....	329	CAM BELT LOCKING TOOLS.....	70	COILS, OEM REPLACEMENT IGNITION... 250		DRUM FUNNEL .....	69, 186
ATV STEERING SHAFT BUSHING KIT.....	284	CAM CHAINS.....	144-148	COMPARTMENT BOXES .....	358	DUAL DISC BRAKE VACUUM BLEEDER .....	64
ATV WHEEL CYLINDER KITS.....	329	CAM CHAIN TENSIONER TOOL.....	88	COMPRESSION TESTERS, DIESEL.....	90	DUAL DISC VACUUM BRAKE BLEEDER ... 307	
AUTOMATIC HOSE REEL .....	55	CAM/CRANK SPROCKET LOCK TOOL .....	118	COMPRESSION TESTERS, DIESEL.....	90	DUCATI ALTERNATOR COVER REMOVER... 71	
AUXILIARY GAS TANKS .....	75	CAM END RUBBER PLUGS .....	132	COMPRESSION TEST KIT .....	90	DUCATI DUAL CHAIN WRENCH .....	70
AXLE REMOVER TOOL .....	46	CAMSHAFT ALIGNMENT TOOL .....	70	COMPRESSOR LINE.....	54	DUCATI ENGINE ROTATING TOOL.....	71
		CANYON DANCER .....	376	CONDENSERS .....	268-269	DUCATI FRONT AXLE ALIGNMENT TOOL ... 71	
<b>B</b>		CARB O-RINGS.....	208	CONNECTING ROD KITS.....	143	DUCATI REAR WHEEL NUT TOOLS.....	71
B-14, TERMINAL SUPER CRIMP TOOL.... 114		CARB CLEANER WIRE SET.....	77, 205	CONNECTORS, ELECTRICAL.....	113-116	DUCATI SPECIALTY TOOLS.....	70-71
BALANCER PAD KIT .....	41	CARB DRAIN SCREWS.....	234	CONTACT BREAKER POINTS .....	267-268	DUCATI STEERING STEM SOCKET.....	71
BALANCERS.....	41-43	CARB HOLDER RUBBER PLUGS .....	247	COOLING SYSTEM TESTER.....	64	DYNAMO FLASHLIGHT .....	87
BALANCER SLEEVE KIT.....	41	CARB JET CLEANER.....	77	COPPER HAMMERS .....	92	DYNO COVER GASKETS.....	151
BALL-END ALLEN SET.....	99	CARB LINKAGE COTTER PINS .....	235, 366	COTTER PINS .....	366	DZUS STYLE FASTNERS.....	361
BALL FOOT CHUCK .....	39, 48, 55	CARB PASSAGE PLUG KIT .....	208	COUPLERS .....	115		
BALL JOINT SOCKET .....	52	CARB POP-OFF PRESSURE PUMP.....	77	CRANK BEARING/GEAR PULLER SET .....	67	<b>E</b>	
BANDS & CABLE STRAPS .....	359	CARB REPAIR KITS .....	211-216	CRANKCASE PRESSURE TESTER.....	101, 150	EBC DOT BRAKE FLUID .....	292
BANJO BOLTS.....	315-316	CARB SERVICE STAND .....	67, 76, 206	CRANKCASE SEPARATOR CENTER POINT... 94		ECONOMY CARBURETOR REPAIR KITS... 209	
BANSHEE/BLASTER IDLE KIT.....	239	CARB SERVICE TOOLS .....	76-77	CRANKCASE SEPARATOR TOOL.....	94	ELECTRICAL CONNECTORS.....	113-116
BATES STYLE 5-3/4" HEADLAMP .....	280	CARB SHOP KIT .....	220	CRANKCASE SPLITTING TOOL.....	94	ELECTRICAL TERMINAL KITS .....	113-114
BATTERY CABLES .....	112	CARB SHOP REPAIR ASSORTMENT KIT... 220		CRANKCASE VENT FILTERS.....	186	ELECTROSPORT REGULATORY/	
BATTERY CHARGERS.....	108	CARB SLIDE DIAPHRAGMS .....	207	CRANKSHAFT ASSEMBLY FIXTURE.....	67, 95	RECTIFIERS REFERENCE .....	255
BATTERY FILLER .....	112	CARB SLIDE DIAPHRAGMS .....	207	CRANKSHAFT DISASSEMBLY TOOL.....	67, 95	ELITE, MC200 .....	41
BATTERY TENDER BATTERY CHARGERS... 108		CARB SYNC ADAPTERS.....	76	CRANKSHAFT INSTALLING JIG TOOL.....	94	EMGO AIR FILTERS .....	193
BEADPRO TIRE BEAD BREAKER.....	44	CARB SYNC GAUGE SETS.....	78	CRANKSHAFT OIL SEALS .....	150	EMGO CLASSIC SHOCKS.....	340-341
BEARING RACE DRIVER SET .....	61	CARBURATOR TOP COVER GASKETS.....	235	CRANKSHAFT RATCHETING WRENCH.... 120		EMGO & FRAM OIL FILTERS .....	170-175
		CARBURETOR CHOKE REPAIR KITS.....	240	CRANKSHAFT TOOLS.....	94	EMGO HEADLIGHT UNITS .....	280
		CARBURETOR FLOAT BOWL SCREWS... 219, 364				EMGO OIL FILTERS .....	169
						EMGO "VIPER" UNIVERSAL	

SPORT FAIRING.....	369	FORK SEALS & FORK SEAL WIPER KITS ...	346-354	HANDLEBARS.....	334	JACK REPAIR KIT.....	24
ENGINE BEARINGS.....	150	FORK & SHOCK PUMP.....	343	HARDWARE ASSORTMENTS.....	360	JET ASSORTMENTS.....	244
ENGINE GASKET SETS.....	122	FORK SPRING.....		HARLEY DAVIDSON CARB PARTS ...	210, 244	JET BLOCK O-RING.....	206
ENGINE OIL SEAL KITS.....	150	COMPRESSOR TOOL.....	58, 345-356	HARLEY DAVIDSON SHOP TOOLS... 118-120		JET DRIVER.....	76, 119
ENGINE POINT COVER GASKETS.....	152	FORK TUBE REBUILD KITS.....	342-343	HARNESS.....	376	JETS N424-26.....	243
ENGINE VALVES.....	136-142	FOUR IN ONE HEX AXLE TOOL.....	62	HAYNES MOTORCYCLE REPAIR MANUALS... 374		JUMBO CHAIN TOOL.....	65
ERGO SPOKE WRENCHES, MOTION PRO..	44	FRAME SERVICE TOOLS.....	62	H-D 40MM VACUUM PISTON 207		JUMPER CABLES.....	112
ESI INFRARED THERMOMETER.....	53	FRAM OIL FILTER CUP WRENCH.....	89	H-D ACCELERATOR PUMP KIT 240, 245		<b>K</b>	
EXCEL ADJUSTABLE SPOKE		FRC-200, TERMINAL CRIMPER TOOL.....	114	H-D FLOAT ASSEMBLY 245		KAWASAKI INSTRUMENT COVERS.....	280
TORQUE WRENCH.....	44, 52	FREE-FLO GAS CAP VENT HOSE.....	246	H-D FUEL INLET 245		KAWASAKI/SUZUKI SHOP FLOAT NEEDLE KIT...219	
EXHAUST GAS ANALYZERS.....	72	FREE-FLO "NO SLOP" GAS CAP VENT HOSE ..	247	H-D JET ASSORTMENTS.....	244	KEEPERS, VALVE.....	136-142
EXHAUST GAS COLLECTORS.....	75, 168	FRH-07, TERMINAL CRIMPER TOOL.....	114	H-D TRIKE ADAPTER SET.....	23	KEIHIN CARBURETOR JETS.....	243
EXHAUST GASKETS AND HARDWARE.....	123	FRONT END STANDS.....	26-27	H-D WHEEL WEIGHTS.....	45	KEIHIN CARBURETOR O-RING SHOP KIT...208,220	
EXHAUST MUFFLER CONNECTING GASKETS..	123	FRONT FORK CAP SOCKET.....	58	HEAD BOLTS.....	364	KEIHIN OE TYPE SLOW JET.....	243
EXHAUST PIPE GASKETS.....	125-128	FRONT & REAR AXLE NUT WRENCH.....	71	HEAD GASKETS, KAWASAKI KZ1000.....	131	KEIHIN SHOP FLOAT NEEDLE KIT.....	219
EXHAUST SEALS, OFF-ROAD BIKES.....	123	FUEL BOTTLES.....	75	HEADLIGHT BRACKETS.....	280	KEIHIN "U-RING" SHOP KIT.....	208
EXTRACTOR, OIL.....	69	FUEL COUPLERS.....	247	HEADLIGHT BULBS.....	281	KEYSTER PRESSFIT JETS.....	243
EYE OUTLET TERMINALS.....	112	FUEL CUT RELAYS.....	241	HEADLIGHT RIM/ RETAINER.....	280	KIBBLEWHITE.....	142
EZ CLAMP MOTORCYCLE		FUEL FILTERS.....	202	HEADLIGHT UNITS.....	280	KICK STARTERS.....	333
CLAMPING ADAPTER.....	36	FUEL INJECTION CLEANER.....	74	HEADLIGHT VOLTAGE REGULATOR.....	261	KILL SWITCHES.....	276
EZE BRAKE BLEEDER.....	64	FUEL LEVEL GAUGE.....	77	HEAVY DUTY AUTOMATIC.....	93	KIT, BOLT.....	361
<b>F</b>		FUEL LINE FITTINGS.....	248	HEAVY DUTY LIGHT BRACKET.....	280	KIT, PTT TOOL.....	378
FAIRING & BODY HARDWARE.....	361	FUEL LINE KIT.....	247	HEAVY DUTY TIE-DOWNS.....	376	KITS, BEARING PACKER.....	92
FAIRING, VIPER/VENOM.....	369	FUEL LINES.....	244, 246, 248	HEIM JOINT TOOL, KTM.....	62	KITS, BEARING PACKER.....	61
FAN SWITCHES.....	278	FUEL LINE TOOLS.....	248	HEX HEAD BOLTS.....	364	KITS, HARDWARE ASSORTMENT.....	360
FANSTENER KITS.....	358	FUEL MIXTURE SCREWS.....	218, 232-233	HIGH CURRENT PROBE.....	105	KITS, POWERCOIL THREAD REPAIR.....	102
FASTENERS.....	358-359	FUEL PETCOCK REPAIR KITS.....	197-201	HIGH PRESSURE SCHRADER VALVE CORES... 53		KIT, TIRE VALVE DEALER ASSORTMENT.....	47
FAT JACK.....	23	FUEL PETCOCKS.....	195-196	HIGH PRESSURE SCHRADER		KM2600 MOTOCROSS BIKE KIT.....	82
FAT JACK DOLLY.....	23	FUEL PETCOCK TAP MOUNT O-RINGS.....	201	VALVE EXTENSION.....	53	KM 2650 BASIC JAPANESE.....	82
FCR CARB TOOL.....	77	FUEL PRESSURE GAUGE SETS & ADAPTERS ..	73	HITCH PINS.....	366	K&N AIR FILTER CLEANER & DEGREASER ..	192
FCR ECONOMY CARB REBUILD KIT.....	209	FUEL PUMP POINT SWITCH KIT, UNIVERSAL..	274	HOFMANN TIRE MACHINES.....	35-36	K&N AIR FILTER OIL.....	192
FCR MIDDLE BODY O-RING KIT.....	208	FUEL PUMPS.....	241, 274	HOLDER, COMPACT FUSE.....	113	K&N CUSTOM CLAMP ON FILTER SETS... 192	
FEELER GAUGES.....	85, 90	FUEL SYSTEM CLEANER.....	370	HOLDER, CRANKSHAFT.....	71	K&N OIL FILTERS.....	176-186
FENDER WASHERS.....	363	FUEL & VACUUM HOSE CLIP KIT.....	247	HOLDER, FUSE.....	113	KREEM FUEL TANK PRODUCTS.....	371
FILE, IGNITION POINT.....	79	FUEL / VACUUM LINES.....	247	HOLDER, MOTION PRO CRF CAM GEAR...87		KTM FORK CAP WRENCH.....	59
FILTERS.....	194	FUEL VALVES.....	196	HOLDER, TOOL.....	19	KTM HEIM JOINT TOOL.....	62
FILTERS, CLAMP ON.....	194	FUNNEL, REDLINE RACING.....	156	HOLDING TOOLS.....	100-101	KWIK-LOADER VALVE KEEPER TOOL SET...84	
FILTERS, FOAM AIR.....	194	FUNNELS.....	188, 372	HOLE GAUGE SET.....	91	<b>L</b>	
FIXED AUXILIARY GAS & FAN CADDY.....	22	FUSE BUDDY.....	107	HOLE PUNCH SET, GASKETS.....	133	LAPPING TOOLS & COMPOUNDS ..84, 119, 135	
FLAG GRABBER.....	368	FUSES.....	281	HONDA ALTERNATOR ROTOR.....	262	LARGE BORE CYLINDER HONE SET.....	81
FLASHER RELAYS.....	274	<b>G</b>		HONDA ATC / MX SHOCK		LATCH TYPE RIVETS.....	359
FLAT WASHERS.....	363	GALFER.....	316	SPANNER WRENCH.....	60, 356	LEAD SUBSTITUTE.....	371
FLEX-HONE FOR ROTORS.....	63	GAS ANALYZER.....	72	HONDA ATV PULSER COIL.....	253	LEAKDOWN TESTER.....	90, 150
FLEXIBLE MAGNETIC PICKUP TOOL ..83, 168		GAS CADDY.....	68	HONDA FUEL CUT RELAY.....	241	LEAD MAGNIFYING GLASS.....	218
FLEX-SHAFT MOTOR ONLY.....	79	GAS CAPS.....	366	HONDA SHOP FLOAT NEEDLE KIT.....	219	LEVEL GAUGE.....	57, 354
FLOAT BOWL GASKETS.....	221-231	GAS & FAN CADDY.....	22	HONDA SUB-CHAMBER GASKETS.....	207	LEVERLESS ATTACHMENT MC900.....	31
FLOAT BOWL O-RINGS.....	221	GASKET HOLE PUNCH SET.....	88, 133	HONDA TAPPET COVERS.....	129	LEVERS.....	332
FLOAT LEVEL GAUGE.....	76, 220	GASKET SCRAPER.....	122	HONES.....	63, 81, 84	LIFT ACCESSORIES.....	19-20
FLOAT NEEDLE KITS.....	219	GASKET SEALANT.....	151	HONING TANK.....	80	LIFT EXTENSION KIT.....	19
FLOAT NEEDLES.....	217	GASKETS / O-RINGS.....	221-231	HORNS.....	281	LIFT-GATE.....	27
FLOAT NEEDLES/VALVES.....	222-231	GAS TANK STAND.....	119	HOSE CLAMPS.....	247-248	LIFTING ARM KITS.....	27
FLOATS W/PIN.....	215	GAUGE, DIGITAL TIRE PRESSURE.....	48	HOSE PINCHERS.....	77	LIFTS AND ACCESSORIES.....	14-27, 51
FLOAT VALVE ASSEMBLIES.....	218-231	GAUGE, FILTER/REGULATOR WITH.....	54	HOSE REMOVAL PLIERS.....	77	LIFT/WORK STAND ACCESSORY BRACKET...22, 56	
FLOAT VALVE FILTER SCREENS.....	201	GAUGES.....	267	HOSE, SHAKER SIPHON.....	68	LIGHTS & BULBS.....	279
FLUID EVACUATOR.....	68	GAUGE SETS.....	91	HOUR TACHOMETER.....	267	LIQUID FILLED AIR PRESSURE GAUGE.....	48
FLUSH MOUNT MARKER LIGHTS.....	279	GEARJAMMER.....	87	HT100 HOT TANK.....	80	LIQUID GASKET SEALANT.....	371
FLYWHEEL ASSEMBLY FIXTURE.....	119	GEAR OIL.....	187	HYDRAULIC LIFT.....	17	LOADING RAMP.....	21
FLYWHEEL PULLER.....	96	GENERATOR TEST SETS.....	105	HYDRAULIC PRESS.....	67, 95	LOCKER, VALCO THREAD.....	366
FLYWHEEL & ROTOR PULLERS.....	96-98	GEODYNA 7100 WHEEL BALANCER.....	42	<b>I</b>		LOCK WASHERS.....	363
FOOTPEGS.....	335	GIZMATIC, NEWAY.....	83	IGNITION COILS.....	250-252	LONGNECK FUNNEL.....	188, 372
FOREDOM FLEX-SHAFT.....	79	GL1500 WRENCH.....	187	IGNITIONMATE & IGNITIONMATE DUO .. 106		LONG REACH INFLATION GAUGE.....	48
FORK ALIGNMENT TOOL.....	63	GLOVES.....	39, 373	IGNITION SWITCHES.....	272-273	LOWER UNIT DOLLY.....	379
FORK BOOTS.....	355	GOODRIDGE.....	315	IMPACT DRIVER.....	93, 154	LOW RIDING RAMP.....	25
FORK CAP NUT SOCKET.....	118	GRADUATED CYLINDERS.....	188, 372	INFLATOR, HEAVY DUTY TIRE.....	48	LUBRICANTS.....	371
FORK CAP TOOL, OHLINS.....	58	GREASE.....	343, 371	INFRARED INDUSTRIES		<b>M</b>	
FORK CAP WRENCHES 59		GRIPS.....	331	FOUR GAS EGA SYSTEM.....	72	MAGNETIC PARTS TRAYS.....	89
FORK DAMPER ROD BLEED TOOL SET 59, 354		GRUNGE BRUSH.....	65, 373	INTAKE CARB FLANGES.....	203-205	MAGNETIC PICK UP TOOL.....	83, 168
FORK DAMPER ROD TOOLS.....	59	<b>H</b>		INTAKE CHAMBER O-RINGS.....	206	MAGNIFYING GLASS.....	218
FORK DUST BOOTS.....	355	H4 CONNECTOR LEAD.....	281	INTAKE MANIFOLD O-RINGS.....	206	MAIN JETS.....	242-244
FORK OIL LEVEL GAUGE.....	57, 354	HAMMERS.....	92	INTAKE MANIFOLD WRENCH.....	120	MAIN SEAL INSTALLING TOOL.....	118
FORK SEAL BULLETS.....	57, 354	HANDLEBAR AND SUBFRAME		IN-TANK FUEL PUMP SUB ASSEMBLY..241, 274		MAINSHAFT BEARING RACE TOOL.....	118
FORK SEAL DRIVERS.....	57, 119	STRAIGHTENER.....	62	INTERNAL CIRCLIP PLIERS.....	88, 307	MANUALS.....	374
FORK SEALS.....	345	<b>J</b>		<b>J</b>		MARINE ENGINE STAND.....	379

MARINE KITS.....	82
MARINE LOWER UNIT PUMP KIT.....	378
MARKER LIGHT REPLACEMENT BULBS.....	279
MARKER LIGHTS, MINI STALK.....	279
MASTER BEARING DRIVER SET.....	52
MASTER BUSHING DRIVER SET.....	92
MASTER CYLINDER CONNECTING SET.....	297
MASTER CYLINDER COVER SCREWS.....	362
MASTER CYLINDER DIAPHRAGMS.....	295-297
MASTER CYLINDER FLEX-HONE.....	63
MASTER CYLINDER PUSHROD & BUSHING SET.....	294
MASTER CYLINDER REBUILD KITS.....	298-306
MASTER CYLINDER RESEVOIR KITS.....	294
MASTER CYLINDERS.....	293
MASTER LINK PLIERS.....	65
MC10R DELUXE WHEEL CLAMP.....	19
MC17 CYCLE VISE.....	19
MC25 METRIC ENGINE STAND.....	68, 122
MC35 SINGLE SIDED SWINGARM STAND.....	26
MC40 FRONT WHEEL STAND.....	26
MC45 SWINGARM STAND.....	26
MC116 DELUXE TIRE BEAD BREAKER.....	37
MC205 ACCESSORIES.....	41
MC305 WHEEL TRUING & BALANCE STAND.....	43
MC310 THREE-IN-ONE TRUING STAND.....	43, 95
MC440 MINI JACK.....	24
MC450 CENTER JACK.....	24
MC455 FAT JACK.....	23
MC460 SHOP DOLLY.....	25
MC464 FAT JACK DOLLY.....	23
MC465 UTV/TRIKE JACK.....	23
MC475 DIRT BIKE LIFT.....	26
MC500R HYDRAULIC LIFT.....	17
MC550 MULTI LIFT.....	18
MC615R AIR LIFT.....	16
MC625R HEAVY DUTY AIR LIFT.....	15
MC680 TIRE CHANGER.....	32
MC750 MOBILE EXHAUST GAS COLLECTOR.....	75, 168
MC800 REGULATED FUEL PUMP.....	73
MC900 REPLACEMENT PARTS.....	31
MC900 TIRE CHANGERS.....	30-31
MEASURING CUPS.....	188, 372
MEASURING TOOLS.....	91
MECHANICAL SEAL INSTALLATION TOOL.....	93, 154
MECHANIC'S GLOVES.....	39, 373
METAL VALVE STEMS.....	47
METER.....	269
METRIC COPPER WASHERS.....	189
METRIC HARDWARE.....	363-364
METRIC NUTS.....	363
MIGHTY CUTTER HOSE CUTTER.....	77, 247
MIKUNI CARB REBUILD KITS.....	220
MIKUNI CARBURETOR JETS.....	242
MIKUNI CARBURETOR O-RING SHOP KIT.....	208, 220
MIKUNI CARBURETOR & PARTS MANUAL.....	373
MIKUNI CHOKE CABLE.....	245
MIKUNI FLOAT VALVE ASSEMBLY.....	217
MIKUNI FUEL PUMPS & PUMP REBUILD KITS.....	241
MIKUNI RUBBER MOUNTING FLANGES/HOLDERS.....	206
MIKUNI SHOP FLOAT NEEDLE KIT.....	219
MINI DOUBLE EDGE TUBE CUTTER.....	247
MINI FLUID EVACUATOR.....	68
MINI JACK.....	24
MINI REFLECTORS.....	360
MIRRORS.....	335-337
MITUTOYO DIGITAL ELECTRONIC CALIPER.....	91
MITYVAC BRAKE BLEEDER KIT MV8020.....	64
MITYVAC DELUXE VACUUM TESTER KIT.....	297
MITYVAC PRO COMPRESSION TEST KIT.....	90
MIXTURE SCREW SET REFERENCE.....	232
MIXTURE SCREW SETS.....	232-233
MIXTURE SCREW WASHERS.....	218
MOBILE BENCH.....	53, 122, 264
MONTY 425 REPLACEMENT PARTS.....	36
MONTY 1520M & 1520EMX OPTIONAL & REPL. PARTS.....	35
MONTY MH310 EASYMONT POWER ASSIST.....	35
MONTY S405 & S455 REPL. PARTS.....	36
MOTION PRO 1/4" & 3/8" DRIVE.....	99
MOTION PRO 2-STROKE TIMING KIT.....	88
MOTION PRO 4-STROKE LEAKDOWN TESTER.....	90, 150
MOTION PRO 4-STROKE SPARK PLUG TOOL.....	87
MOTION PRO SPARK PLUG SOCKET.....	87
MOTION PRO FLOAT BOWL WRENCH.....	77
MOTION PRO FORK CAP WRENCHES.....	63
MOTION PRO HEX DRIVER SET.....	76
MOTION PRO ADJUSTABLE.....	86
MOTION PRO BANSHEE.....	239
MOTION PRO BEAD BUDDY-2.....	39
MOTION PRO CABLE FITTINGS KIT.....	369
MOTION PRO CABLE RACK.....	369
MOTION PRO CHAIN PRESS.....	65
MOTION PRO COMBO Y-DRIVE WRENCH.....	99
MOTION PRO COMPRESSION TESTER.....	90
MOTION PRO CRANKCASE PRESSURE TESTER.....	101, 150
MOTION PRO FCR CARB TOOL.....	77
MOTION PRO FORKTRU FORK ALIGNMENT TOOL.....	63
MOTION PRO FUEL INJECTION CLEANERS.....	74
MOTION PRO FUEL LINE KIT.....	248
MOTION PRO GRIPS.....	331
MOTION PRO HYDRAULIC BRAKE BLEEDER.....	292
MOTION PRO HYDRAULIC BRAKE BLEEDER.....	64
MOTION PRO JET WRENCHES.....	77, 217
MOTION PRO "LITELOC" RIM LOCKS.....	49
MOTION PRO MASTER LINK PLIERS.....	65
MOTION PRO MERCURY CARB SYNCH PARTS.....	78
MOTION PRO MIKUNI CAP & ACCESSORIES.....	239
MOTION PRO MINI BRAKE BLEEDER.....	99
MOTION PRO MINI-CHAIN.....	65
MOTION PRO NITROGEN SHOCK GAUGE.....	53
MOTION PRO PBR CHAIN TOOL.....	65
MOTION PRO PISTON PIN PULLER.....	86, 143
MOTION PRO QUICK RELEASE FUEL COUPLERS.....	77
MOTION PRO RACER T-HANDLE DEEP SOCKET SET.....	99
MOTION PRO RIM LOCK NUTS.....	49
MOTION PRO RINGER FORK SEAL DRIVER TOOL.....	57, 354
MOTION PRO SEAL/BEARING RETAINER TOOLS.....	52
MOTION PRO SIX PIECE TAPPET SET.....	85
MOTION PRO SPANNER NUT SOCKETS.....	62
MOTION PRO SWINGARM BEARING TOOL.....	63
MOTION PRO T-HANDLE.....	99
MOTION PRO THROTTLES.....	331
MOTION PRO TIRE STATION.....	37
MOTION PRO TORQUE WRENCH ADAPTER.....	86
MOTION PRO VALVE CLEARANCE GAUGES.....	85
MOTION PRO VALVE CORE.....	47
MOTION PRO WHEEL BEARING REMOVER SET FOR H-D®.....	52
MOTOCROSS BIKE KIT.....	82
MOUNTING RAILS.....	19
MTL MANUAL TRANSMISSION LUBRICANT.....	371
MUFFLER CONNECTING GASKETS.....	123
MUFFLER CONNECTING PIPE RUBBERS.....	123
MUFFLER GASKETS.....	124
MUFFLER PACKING.....	128
MULTIMETERS.....	107
MV4530 COOLING SYSTEM TESTER.....	64
<b>N</b> ND ALTERNATOR REPLACEMENT PARTS.....	262
NEUTRAL SWITCHES.....	277
NEWAY CUTTING FLUID.....	83
NEWAY CYLINDER HEAD STANDS.....	82
NEWAY EASY-TURN WRENCH.....	82
NEWAY GENERAL JAPANESE KIT KM2563.....	82
NEWAY "GIZMATIC".....	83
NEWAY HARLEY-DAVIDSON® KIT KM-245182.....	82
NEWAY PU1800 POWER UNIT.....	82
NEWAY VALVE CONCENTRICITY GAUGE.....	83
NEWAY VALVE SEAT CUTTING PRODUCTS.....	82-83
NEWAY VFR-1000 VALVE FACE RECONDITIONER.....	83
NEW FAIRING HARDWARE.....	361
NGK SPARK PLUG CAPS.....	262
NIKKO MOTORCYCLE HORNS.....	281
NISSIN MASTER CYLINDERS.....	293
NITROGEN FILLING EQUIPMENT.....	53
NITROGEN TIRE TOP-OFF SYSTEM.....	53
NITROPRO NTO-200.....	53
NO-LEAD SPOKE WHEEL WEIGHTS KIT.....	46
NOLOGY HOT WIRES.....	253
NOLOGY PROFIRE IGNITION COILS.....	253
NOSE WHEEL.....	19
NUT KIT.....	363
NUTS.....	362-363
NUTS, ISO CAP.....	363
NYLOCK NUTS.....	363
NYLON RIM PROTECTORS.....	44
NYLON TUBING AIR.....	54
<b>O</b> OETIKER STEPLESS CV BOOT CLAMPS.....	367
OETIKER STEPLESS EAR CLAMPS.....	248
OHLINS FORK CAP TOOL.....	58
OIL DRAIN PLUG WASHERS.....	360
OIL DRAIN SYSTEM.....	69
OIL EXTRACTOR.....	68-69
OIL FILLER CANS.....	188, 372
OIL FILLER CAP.....	89
OIL FILTER BOLTS.....	189
OIL FILTER / CLUTCH NUT SPANNER.....	89
OIL FILTER REMOVAL PLIERS.....	89
OIL FILTERS.....	169, 176
OIL FILTER SOCKET WRENCH.....	89
OIL FILTER WRENCHES.....	89
OIL HANDLING.....	69
OIL LINE.....	246
OIL PRESSURE SWITCH.....	278
OILS.....	187, 355
OIL SEAL PULLERS.....	93, 149
ON-OFF SWITCH, UNIVERSAL.....	273
OPEN BARREL TYPE CRIMPER.....	281
OPTIMATE ACCESSORIES.....	112
OPTIMATE PRO BATTERY CHARGERS.....	109
O-RING KIT, MIDDLE BODY.....	208
O-RINGS.....	220
OUTBOARD ENGINE KIT.....	82
OUTBOARD MARINE ENGINE STAND.....	379
OUTLET, AIR COMPRESSOR.....	54
OUTSIDE MICROMETERS.....	91
<b>P</b> PAN, DRAIN.....	188
PARK TOOL WORK STAND.....	56
PASSAGE PLUGS.....	208
PB-1 PORTABLE WORKBENCH.....	63
PEAK VOLTAGE ADAPTER.....	107
PEDAL, LIFT.....	19
PERCH ASSEMBLIES.....	332
PERSONAL WATERCRAFT CONNECTING ROD KITS.....	143
PETCOCK O-RINGS.....	201
PETCOCK REPAIR KITS.....	197-201
PETCOCKS.....	195-196
PHILLIPS HEAD SCREWS.....	219, 364
PHILLIPS SCREWS.....	364
PICK UP TOOL, MAGNETIC.....	168
PICK UP TOOLS.....	168
PILOT BEARING PULLER.....	92
PILOT JETS.....	242
PILOT SCREW ADJUSTMENT TOOL.....	76
PINGEL® ADAPTER PLATES & NUTS.....	196
PINGEL® POWER-FLO.....	196
PIN KITS.....	215
PIPE END SHAPER.....	86
PISTON BASE HOLDERS.....	86, 143
PISTON PIN KEEPER DRIFT TOOL.....	120
PISTON PIN PULLER.....	86
PISTON RING FILER.....	143
PISTON RINGS FOR STREET.....	143
PLASTIC MEASUREMENT CONTAINERS.....	188, 372
PLIERS, HOSE REMOVER.....	247
PLUG-IN BLADE FUSES.....	281
POINTS & CONDENSERS.....	270-271
POINT SWITCH KIT.....	241
PORTABLE AIR TANK REPAIR KIT.....	55
PORTABLE AUXILIARY GAS & FAN CADDY.....	87
PORTABLE FIXED AUXILIARY GAS & FAN CADDY.....	75
PORTING TOOLS.....	79
POST ADAPTER KIT.....	24
POWER EXTENSION SET.....	100
POWER EXTRACTORS.....	79
POWER TAPS.....	100
PRECISION MEASURING TOOLS.....	91
PRESS TOOL.....	65
PRESSURE GAUGES.....	48
PRESSURE TESTERS.....	101
PROBULATOR LEAD SET.....	107, 273
PRO, MOTION.....	87
PULLER SET.....	64
PULLEY SPACER ADAPTER.....	31
PULL START HANDLE.....	334
PULL START KIT.....	334
PULSER COIL, ATV.....	253
PURSE LOCKS.....	359
PUSH PULLS.....	359
PUSH RIVETS.....	359
PUSH ROD TOOL.....	119
PUSH TURN RIVETS.....	359
<b>Q</b> Q-BOND SUPERGLUE 366 QUARTER TURN FASTNERS.....	361
QUARTZ HALOGEN H-4 BULBS.....	281
QUARTZ HALOGEN H-7 BULBS.....	281
QUICK RELEASE FUEL COUPLERS.....	247
<b>R</b> RACING FUNNEL.....	156
RACING VALVE STEM SEAL INSTALLERS.....	84
RADIATOR CAP ADAPTER-ASIAN.....	64
RADIATOR CAPS.....	64, 156
RADIATOR FAN (THERMO) SWITCHES.....	278
RAF120 ROD FIXTURE.....	80
RAG BIN.....	68
RAPIDAIR COMPRESSED AIR ROUTING SYSTEM.....	54
RAPIDAIR SYSTEM.....	54
RATIO-RITE MEASURING CUP.....	188, 372
RAZORBACK SHOCK SPRING TOOL.....	341
RC200/RC150 TIRE CHANGER.....	34

REAR STAND.....	26	SEAT CUSHION RUBBERS.....	330	STRONGARM II.....	33	TIRE TAMER.....	39
RECHARGER KIT, K&N AIR FILTERS.....	192	SEAT, ROLLING.....	68	STUD DRILL PLATE.....	118	TIRE VALVE STEM INSERTER.....	44
RECOIL NYLON AIR HOSE.....	55	SELF TAPPING HARDWARE.....	362	STUD INSTALLERS.....	86	TIRE VALVE STEM PULLERS.....	44
RECOIL SPRING.....	334	SET, CRANKSHAFT ADAPTER.....	94	STYLE, OEM.....	361	TIRE VALVE STEMS.....	47
RED LINE ASSEMBLY LUBE.....	371	SET, J.I.S. IMPACT DRIVER.....	93	STYLUS SERIES INSPECTION LIGHTS.....	87	TITANIUM WRENCH KIT.....	99
RED LINE OILS.....	370	SET, VALVE LAPPING TOOL.....	84	SURE SHOT SPRAYER.....	371	TM-409.....	111
REDLINE RACING FUNNEL.....	156, 188, 372	SHAFT HOLDING TOOLS.....	58	SUSPENSION FLUIDS.....	355	"TMX" CARBURETOR REBUILD KIT.....	220
RED LINE SHOCK PROOF GEAR OIL.....	187, 370	SHAFT LOCK COLLARS.....	95	SUSPENSION & FRAME.....		TOLLS, CARBURATOR ADJUSTMENT.....	76
RED LINE SUSPENSION FLUIDS.....	355	SHIFT LEVERS.....	333	SERVICE TOOL.....	60-61, 356	TOO, DRAIN PLUG SCREW.....	379
RED LINE TWO STROKE OILS.....	370	SHIMS.....	134-135	SUSPENSION SERVICE TOOLS.....	58-59	TOOL, ADJUSTABLE LINK HOLDER.....	65
RED LINE WATER WETTER & SUPERCOOL.....	156	SHIM TOOLS (BUCKET HOLDERS).....	85	SWINGARM BEARINGS.....	284-293	TOOL, HOOK TYPE ADJUSTING.....	71
REGULATED NITROGEN FILLING SYSTEM.....	53	SHOCK ABSORBER COVER.....	48	SWINGARM BEARING TOOL.....	63, 292	TOOL KIT.....	65
REGULATOR/RECTIFIERS.....	255, 261	SHOCK CLIP PICK.....	60	SWINGARM BUSHINGS.....	292	TOOL, MEMOBIKE 6050 SCAN.....	104
RELAY.....	265, 241	SHOCK PRELOAD NUT TOOL.....	60	SWINGARM NEEDLE BEARINGS.....	284	TOOLS, ELECTRICAL CONNECTOR	
RELAY, FUEL PUMP.....	274	SHOCKS.....	340-341	SWINGARM STAND.....	26	PIN REMOVAL.....	116
REPLACEMENT BULBS, MARKER LIGHTS.....	279	SHOCK SEAL BULLET TOOL.....	58, 354	SWISS NEEDLE FILE SET.....	79	TOOLS, ELECTRICAL DIAGNOSTIC.....	107
RESERVOIR, COMPACT BRAKE.....	293	SHOCK SEAL HEAD SETTING TOOL.....	58	SWITCH BASE REPAIR KIT.....	273	TOOL, SPECIAL GEAR SELECT.....	71
RESERVOIR, SMOKED BRAKE.....	293	SHOCK SPANNERS.....	60, 341, 356	SWITCHES.....	274, 277	TOOL, TERMINAL REMOVAL.....	116
RESERVOIR, SMOKED CLUTCH.....	293	SHOCK SPRING COMPRESSOR.....	60	SWITCHES & BRACKETS.....	280	TOOL, TORQUE WRENCH.....	71
RESERVOIR, SMOKED TRANSPARENT.....	293	SHOCK TOOLS.....	341	SWITCH, KILL/ENGINE STOP.....	275	TOO, OIL FILLER CAP.....	379
RETRO YAMAHA TAILLIGHT.....	279	SHOP DOLLY.....	25	SYNCHPRO.....	78	TOP END TOOLS.....	86-87
RIM LOCKS.....	49	SHOP RAG DISPOSAL BIN.....	68	SYRACUSE PENCIL TIRE		TORQUE ANGLE GAUGE.....	86
RIM PROTECTORS.....	44	SHOWA FORK CAP REMOVAL		PRESSURE GAUGES.....	48	TORQUE PLATES.....	118
RIM STRIPS.....	49	TOOL- MOTION PRO.....	58	<b>T</b>		TORQUE WRENCH ADAPTER.....	86
RIM TAPE.....	49	SIDE PANEL SET.....	21	TACHOMETER, PULSE ENGINE.....	106	TORQUE WRENCH, SPOKES.....	44, 52
RING COMPRESSOR.....	86	SIGNAL STEMS.....	279	TACHOMETERS.....	267	TORX BITS.....	100
RING FILER.....	143	SINGLE SIDED SWINGARM STAND.....	26	TACH SEAL KIT.....	143	TRANSMISSION LUBRICANT.....	371
RIVET & BOLT CAP ASSORTMENT KIT.....	358	SLAVE CYLINDER REPAIR KIT.....	155-156	TAILLIGHT ASSEMBLY.....	281	TREAD DEPTH GAUGE.....	39
RIV-NUT SETS.....	100	SLOW JETS.....	243	TAIL LIGHT BULBS DUAL FILAMENT.....	281	TRUING STANDS.....	43, 95
RIV-NUT TOOL.....	100	SMALL BORE CYLINDER HONE SET.....	81	TAMPER RESISTANT TORX BITS.....	100	TRUMPETS, POWER.....	194
RIV-NUT TOOL & INSERTS.....	120	SMALL HOLE GAUGE SET.....	91	TANK, COOLANT RECOVERY.....	188	T-SHIRTS, K&L.....	373
RK CHAIN BREAKER RIVET TOOL.....	65	SMALL ORIFICE BRUSH SET.....	373	TAPPET COVERS.....	129	TUNE-UP KITS.....	270-271
ROCKER BOX WRENCH.....	120	SMALL ROUND MAIN JETS.....	242	TAPPET TOOL SET.....	85	TURN SIGNAL FLASHER	
ROCKER, NARROW.....	19	SNAP-RING TOOL.....	118	TAPPET VALVE ADJUSTER WRENCH.....	85	UNITS (RELAY).....	274-275
ROCKER SHAFT REMOVAL.....	92	SOCKET, SWING ARM NUT.....	101	TECMATE BATTERY CHARGER		TURN SIGNAL STEMS.....	279
ROD HOLDERS.....	359	SOFT-FACE PROTECTORS.....	58, 356	ACCESSORIES.....	108	TWIN CAM WRISTPIN REMOVER.....	118
ROD KITS.....	143	SOLENOIDS.....	265	TELESCOPING GAUGE SET.....	91	TWO STROKE OIL.....	370
ROLLASTAND.....	25	SPARK CHECKER.....	106	TEMP SENSORS.....	278	<b>U</b>	
ROTOR PULLERS.....	96	SPARK PLUG CAPS.....	262	TERMINAL CONNECTORS.....	114	ULTRA SLICK SEAL GREASE.....	343
ROUND MAIN JETS.....	243	SPARK PLUG SOCKETS.....	87	TERMINAL KITS.....	113	ULTRASONIC PARTS CLEANERS.....	66
RUBBER FACED &		SPARK PLUG WIRES & CAPS.....	262	TERMINAL PIN REMOVAL TOOL SET.....	116	UNIVERSAL CRANKSHAFT INSTALLATION SET.....	94
ALUMINUM VISE JAW PADS.....	89	SPARK PLUG WRENCHES.....	87	TERMINAL SETS & COUPLERS.....	116	UNIVERSAL FLYWHEEL HOLDER.....	101
RUBBER GAITOR FORK BOOTS.....	355	SPEEDOMETER CABLE KIT.....	369	TERMINALS, WATERPROOF ELECTRICAL.....	116	UNIVERSAL FUEL FILTERS.....	202
RUBBER GAITOR FORK BOOTS		SPINNER T-HANDLE.....	99	TEST LEADS.....	107	UNIVERSAL FUEL PUMP.....	241
FOR HONDA CB.....	355	SPLIT BEARING PULLERS.....	95	TESTMATE SPORT.....	105	UNIVERSAL HELMET LOCK.....	376
RUBBER PASSAGE PLUGS.....	208	SPOKE TORQUE WRENCH.....	52	TETHER LINE ON-OFF SWITCH.....	278	U-RINGS.....	208
RUBBER SHOCK ABSORBER COVER.....	48	SPOKE WHEEL WEIGHT HAMMER.....	46	T-HANDLES.....	86	USB CHARGER, OPTIMATE.....	112
RUBBER TIPPED BLOW GUN.....	55	SPOKE WHEEL WEIGHT REMOVER TOOL.....	46	T-HANDLE SPARK PLUG SOCKET.....	86	UTV / TRIKE JACK.....	23
RUBBER VALVE STEMS.....	47	SPOKE WRENCHES.....	44	THE GRUNGE BRUSH CHAIN BRUSH.....	65, 373	<b>V</b>	
RUST REMOVER & INHIBITOR.....	371	SPOON STYLE TIRE IRONS.....	44	THERMOMETER, INFRARED.....	53	VACUUM & FUEL LINE PLUGS.....	77, 247
<b>S</b>		SPRING ACTION HOSE CLAMPS.....	247	THERMO SWITCHES.....	278	VACUUM GAUGES.....	78
SAE CHROME FLAT WASHERS.....	365	SPRING COMPRESSOR.....	58, 83, 345, 356	THREAD PITCH GAUGES.....	364	VACUUMMATE (ALLWEATHER).....	78
SAE CHROME HEX HEAD SCREWS.....	365	SPRING HOOK PULLERS.....	86	THREAD REPAIR TOOLS.....	102	VALVE ADJUSTMENT KITS.....	129
SAE CHROME HEX NUTS.....	365	STAND, MC300 WHEEL BALANCE.....	43	THREE BOND LIQUID GASKET.....	133	VALVE ADJUSTMENT SHIMS.....	134, 135
SAE CHROME LOCK WASHERS.....	365	STAND, V4/V6 MARINE ENGINE.....	379	THREE BOND TB 1184		VALVE CLEARANCE GAUGES.....	85
SAE CHROME NYLOCK NUT.....	365	STAND, V6/V8 MARINE ENGINE.....	379	LIQUID GASKET.....	151, 371	VALVE CONCENTRICITY GAUGE.....	83
SAE CHROME SOCKETHEAD ALLEN.....	365	STAND, WHEEL BALANCE.....	43	THREE BOND TB 1211 SILICONE.....	151, 371	VALVE CORES.....	47, 53
SAE CHROME SOCKETHEAD ALLEN.....	365	STARTER CLUTCH ROLLERS.....	152	THROTTLE CABLES.....	330	VALVE CORE TOOL.....	47
SAE HARDWARE.....	365	STARTER MOTOR BRUSHES.....	267	THROTTLE POSITION SENSOR.....	254	VALVE COVER BOLT SEALS.....	129-131
SAFETY WIRE PLIERS.....	101	STARTER RELAYS.....	265-267	THROTTLERS.....	331	VALVE COVER GASKETS.....	133
SAG MASTER™ SAG TOOL.....	63, 354	STATORS.....	263-264	TIE-DOWNS.....	376	VALVE COVER O-RING SEALS.....	131
SAND BLAST CABINET.....	55	STEEL STICK-ON WHEEL WEIGHTS.....	45	TIME-SERTS.....	102	VALVE DIMENSIONS.....	136
SCAN TOOLS.....	104, 282	STEERING BEARING INSTALLER.....	292	TIMING BELT COVER GASKET.....	149	VALVE EXTENSION.....	53
SCHRADER TO NEEDLE ADAPTER.....	53	STEERING BEARING KITS.....	284	TIMING LIGHT.....	106, 269	VALVE FACE RECONDITIONER.....	83
SCRAPER, MOTION PRO GASKET.....	93	STEERING HEAD BEARING RACE DRIVER.....	61	TIRE BEAD TOOLS.....	38	VALVE GRINDER.....	80
SCRATCH BRUSH KIT.....	373	STEERING HEAD RACE PULLER.....	61	TIRE, CRAYONS.....	37	VALVE GUIDE FLEX-HONES (320 GRIT).....	84
SCREWDRIVER, 3-WAY.....	99	STEERING RACE PRESS.....	61	TIRE IRONS.....	44	VALVE GUIDE REAMERS.....	84
SCREWDRIVER, LONG BLADE.....	76	STEERING STABILIZER.....	345	TIRE LEVERS.....	44	VALVE GUIDE TOOLS.....	84
SCREWDRIVER, SOFT GRIP.....	93	STEERING STEM BEARINGS.....	284	TIRE PRESSURE GAUGE.....	48	VALVE KEEPERS.....	136
SCREW GROMMETS.....	359	STEERING STEM RACE PULLER.....	61	TIRE REPAIR EQUIPMENT.....	40	VALVE LAPPING COMPOUND KIT.....	119
SCREWS.....	361-162	STEERING STEM WRENCH.....	61	TIRE REPAIR KIT.....	40	VALVE LAPPING TOOL.....	84, 119, 135
SCREWS.....	362	STICK COILS.....	252	TIRE SAFETY CAGE.....	39	VALVES.....	136-142
SCREWS, CARBURETOR FLOAT BOWL.....	219	STORAGE BOXES.....	358	TIRE STATION.....	37	VALVE SHIMS.....	135
SCREWS, OEM SELF TAPPING.....	362	STRAP WRENCH.....	89				
SCREWS, PHILLIPS HEAD.....	219						

VALVE SPRING COMPRESSORS .....83  
 VALVE STEM CAPS .....47  
 VALVE STEM CORES .....47  
 VALVE STEMS .....47  
 VALVE STEM SEAL INSTALLERS ..... 143  
 VALVE STEM SEALS & KEEPERS ..... 136-142  
 V-BLOCKS .....95  
 VENOM FAIRING ..... 369  
 VENT HOSE .....246  
 VIBRATION TACHOMETER .....267  
 VISE INSERTS .....58  
 VISE JAW PADS .....89  
 VISE, PIVOT SUSPENSION ..... 341  
 VRX VALVE GRINDER .....80  
 VSG22 SEAT CUTTER (MANUAL) .....80

**W**

WASHER ASSORTMENT ..... 156  
 WASHERS ..... 189, 360, 363  
 WATERCOOLED PLUG WRENCH .....87  
 WATERCRAFT CONNECTING  
 ROD KITS ..... 143  
 WATERCRAFT DOLLY ..... 379  
 WATERPUMP MECHANICAL SEALS .. 153-154  
 WATERPUMP SEAL ..... 101  
 WATERPUMP SEALING KITS ..... 154  
 WATERPUMP SEAL INSTALLATION TOOL 101  
 WATERPUMP SEALS ..... 153, 154  
 WATERPUMP SHAFT OIL SEALS ..... 154  
 WATER TEMPERATURE SENDING UNITS. 278  
 WATER WETTER & SUPERCOOL ..... 156  
 WELLNUT BRAND EXPANDING NUTS .... 362  
 WELLNUTS .....362  
 WHEEL BALANCERS ..... 41-42  
 WHEEL BEARING REMOVAL  
 & SERVICE TOOLS .....52  
 WHEEL BEARINGS .....293  
 WHEEL CYLINDER KITS .....329  
 WHEELS, LIFT .....20  
 WHEELS, RETRACTABLE .....19  
 WHEEL STOP .....19  
 WHEEL VISE .....19  
 WHEEL WEIGHT HAMMER .....46  
 WHEEL WEIGHTS ..... 45-46  
 WHEEL WEIGHT SCRAPER .....46  
 WINONA CB1401  
 CYLINDER BORING BAR .....80  
 WINONA PS1370  
 CYLINDER HONING MACHINE .....80  
 WINONA VAN NORMAN  
 SERVICE EQUIPMENT .....80  
 WIPER KITS .....346  
 WIRE CLIPS .....359  
 WIRE, ELECTRICAL ..... 116  
 WIRES .....253  
 WIRING LOOM FASTENER  
 ASSORTMENT KIT ..... 358  
 WISECO NYLON SOFT-HONES .....81  
 WORKBENCH, PORTABLE .....63  
 WRENCH, 3 CLAW OIL FILTER .....89  
 WRENCH 64-79MM ..... 89, 187  
 WRENCH, CRANKSHAFT RATCHETING... 120  
 WRENCHES ..... 120  
 WRENCH, HEAD NUT 15MM .....71  
 WRENCH, OIL FILTER .....89  
 WRISTPIN REMOVER ..... 118  
 WVN3226 SPRAY WASHER .....80

**Y**

YAMAHA CRANKSHAFT PROTECTORS .....94  
 YAMAHA GAS CAP .....235, 366  
 YAMAHA REPLICAS GAS CAPS ..... 235  
 YAMAHA SHOP FLOAT NEEDLE KIT ..... 219  
 YAMAHA VALVE GUIDE INSTALLERS ..... 84  
 YICS SHUTOFF STICK FOR YAMAHA .....77  
 Y-SPLITTER ..... 112



**MOTORCYCLE PARTS CATALOG**

**FREE FREIGHT ON SHIPMENTS  
 OF 100... EXCEPT TIRES, TUBES, & CHAINS**



**SUPPLY CO.**

**CATALOG THROWBACK > 1979**



***SERVICE CENTER  
SECTION-1***

**LIFTS, JACKS, STANDS & TRAILER**

**SERVICE CENTER**

# MC655R HEAVY DUTY HYDRAULIC LIFT




35-6564



35-6568




35-6617



OPTIONAL AUTOMATIC RAMP



ACCESSORIES SHOWN ON LIFT ARE NOT INCLUDED



OPTIONAL AUTOMATIC RAMP

- 35-6564 - Red
- 35-6568 - Blue
- 35-6617 - Black / Orange
- 35-0414 - Automatic Ramp Black (Optional)
- 35-0314 - Automatic Ramp Grey (Optional)

REMOTE SWITCH INCLUDED



INTEGRATED HYDRAULIC PUMP FOR MC655R



5-POSITION SAFETY LOCKING SYSTEM



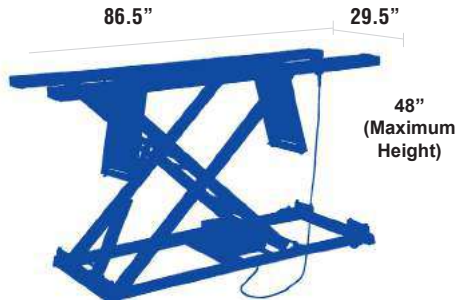
## MC655R HEAVY DUTY HYDRAULIC LIFT

The MC655R from K&L Supply is the next step up in high performance lifts. Along with a 48" maximum raised height and 1 ton capacity, the MC655R features a hand held remote control and a frame mounted pump. This does away with pump stands and excess hose, keeping your service bays clear of extraneous clutter. Optional side panels, now with our redesigned fast-mount system, increase the working width of the MC655R Hydraulic Lift to 56.5 or 68.5 inches, allowing the widest utility vehicles and golf carts to be serviced. With a full range of available options, the MC655R can be tailored to meet any shops' requirements, whether you service bikes, trikes, quads, or carts. K&L's build standard is reflected in the CE certification that the MC655R carries, our commitment to quality has never been easier to harness for your shop.

- Built-in 110V Hydraulic Pump
- Hand Held Remote Control
- 29.5" x 86.5" deck
- Front and Rear Drop Panels
- Five position automatic locking system
- Loading ramp included
- One Year Warranty

### SPECIFICATIONS

Capacity	2,000 lb.
Width	29.5"
Width w/ Side Panels	56.5" or 68.5"
Length	86.5"
Maximum Height	48"
Minimum Height	7.5"
Weight	500 lb.
Drop Panel	Front & Rear
Wheels	Yes (option)
Warranty	1 year



# MC625R HEAVY DUTY AIR LIFT



35-6355



35-6350



35-6616



- 35-6355** - Red
- 35-6350** - Blue
- 35-6616** - Black / Orange

CE CERTIFIED  
DUAL-PEDAL



35-6370

RAM SQUARED  
TWIN CYLINDER  
SYSTEM



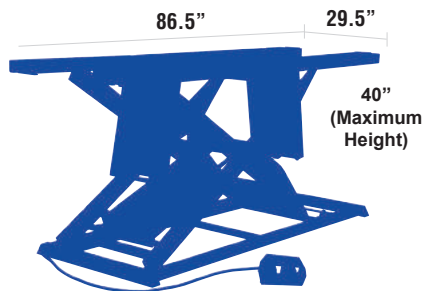
4-POSITION SAFETY  
LOCKING SYSTEM



## MC625R HEAVY DUTY AIR LIFT

The MC625R Heavy Duty Air Lift is how K&L Supply defines Air Superiority. This lift combines the best features of our MC655R hydraulic lift with the convenience of air. The new Ram Squared twin cylinder system gives the MC625R Heavy Duty Air Lift a rated working capacity of 1750 lbs. Optional side panels, now with our redesigned fastmount system, increase the working width of the MC625R Heavy Duty Air Lift to 56.5 or 68.5 inches, allowing the widest utility vehicles and golf carts to be serviced. An easy to install extension is also available, adding two feet front or rear to the overall length for custom bikes. Combine those features, plus the value you expect from K&L and you have a lift that will be right for all of your needs.

- 1,750 lb. Max Capacity
- 29.5 x 86.5 deck
- Drop panels at front and rear of lift
- Max raised height of 40 inches
- Lowered height is 8.5 inches
- Automatic safety lock
- Loading ramp included
- One Year Warranty



## SPECIFICATIONS

Capacity	1,750 lb.
Width	29.5"
Width w/ Side Panels	56.5" or 68.5"
Length	86.5"
Maximum Height	40"
Minimum Height	8.5"
Weight	540 lb.
Drop Panel	Front & Rear
Wheels	Yes (option)
Warranty	1 year





# MC615R AIR LIFT



35-6294



35-6292



35-6294

CE CERTIFIED  
DUAL-PEDAL



35-6370

CE INSPECTION



4-POSITION SAFETY  
LOCKING SYSTEM

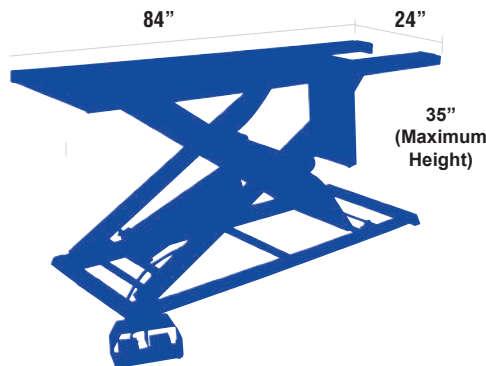


35-6294 - Red  
35-6292 - Blue

## MC615R AIR LIFT

K&L has brought a new level of quality to the market with the MC615R. This lift is proof that K&L Quality can be enjoyed by every shop. The MC615R has a rated working capacity of 1000 lbs, making it perfect for Sportbikes and standards especially when used with our Lifting Arm Kits. Optional side panels increase the working deck width to 48".

- 1000 lb. Max Capacity
- Rear Drop Panel
- Max raised height of 35"
- Lowered height is 7.25"
- Automatic safety locks
- Loading ramp included
- One year warranty
- 24" x 84" deck



### SPECIFICATIONS

Capacity	1,000 lb.
Width	24"
Width w/ Side Panels	48"
Length	84"
Maximum Height	35"
Minimum Height	7.25"
Weight	365 lb.
Drop Panel	Rear
Wheels	Yes (option)
Warranty	1 year



# MC500R HYDRAULIC LIFT



35-4502



35-4500

**REMOTE SWITCH INCLUDED**



**INTEGRATED HYDRAULIC PUMP FOR MC500R**



**5-POSITION SAFETY LOCKING SYSTEM**



## MC500R HYDRAULIC LIFT

The MC500R from K&L Supply is the first step in high performance, hydraulic lifts. Along with a 39" maximum raised height and an 1,100 lb. capacity, the MC500R features a hand held remote control and a built-in, 110v, frame mounted hydraulic pump. This does away with pump stands and excess hose, keeping your service bays clear of extraneous clutter. With a full range of available options, the MC500R can be tailored to meet any shops' requirements, whether you service bikes, quads and/or carts.

- Built-in 110V Hydraulic Pump
- Hand Held Remote Control
- 1,100 lb. Capacity
- 24" x 84" deck dimensions @ 39" Max Height
- Rear Drop Panel
- Four position automatic locking system
- Loading ramp included.



35-4502 - Red  
35-4500 - Blue

### SPECIFICATIONS

Capacity	1,100 lb.
Width	24"
Width w/ Side Panels	48"
Length	84"
Maximum Height	39"
Minimum Height	7.25"
Weight	365 lb.
Drop Panel	Rear
Wheels	Yes (option)
Warranty	1 year



# UTV SCISSOR LIFT

The New K&L Multipurpose UTV / Auto Lift Is a beast of a lift that is also very versatile. It has great controlled lifting power rated at 6600lbs. It can lift all Utility Vehicles, as well as Light cars and trucks. This lift is accompanied with 4 adjustable lifting arms and multiple lifting adapters to help with the unique lifting points on the underbody of these vehicles. The mobility of this lift using its front wheels and dolly system allows for easy setup inside and outside of a shop environment. Its low 5.3" lowered stance allows for vehicles to easily drive over it. This lift is CE & Iso Certified.

35-9770 - Black

### SPECIFICATIONS

Capacity	6,600 lb.	Maximum Height	45.5"
Width	40"	Minimum Height	4.65"
Length	80"	Max Height w/ Adapters	50"



EQUIPMENT & TOOLS

HARD PARTS

CARB & FUEL

IGNITION/ELECTRICAL

CONTROL

SUSPENSION

ACCESSORIES

MARINE

## K&L GARAGE LIFT

K&L Supply is proud to announce the New K&L Garage Lift! This lift allows you to effortlessly raise a bike to a comfortable working height in seconds with a power or cordless drill. Featuring a 1,200 lb. weight capacity and a wide range of interchangeable adapters, you can easily switch from lifting larger Harleys to the smallest of sport bikes.

The K&L Garage Lift employs a durable Acme Threaded Lifting Shaft, ensuring the lift will not lower until you lower it. This built in safety feature is accompanied by additional safety locks and tie down openings for added security. The portable design makes the K&L Garage Lift perfect for any shop, showroom or home garage.

### FEATURES INCLUDE:

- 1,200 lb. Max Capacity
- Max raised height of 30" inches
- Use high torque drill to raise and lower the unit
- Portable design stores away easily
- Durable Acme Threaded Lifting Shaft
- Adjustable Safety Locks
- One Year Warranty

**35-6200** K&L Garage Lift



ADJUSTABLE LIFTING DECK



ACME THREADED LIFTING SHAFT



PORTABLE DESIGN

## K&L MC550 MULTI-LIFT

Multi lift works with motorcycles and ATV's. Minimum height: 4.5", Maximum Height: 17"

### FEATURES INCLUDE:

- 1200 Lb. capacity
- Locking caster wheels
- 16" padded contact area
- Foot operated locks
- Tie down points provided
- 4 ton bottle jack
- Powder Coat Finish

**37-9885** K&L MC550 Multi-Lift

**35-8623** MC550 5 Ton Replacement Jack

**37-9885**



**35-0818**



**35-0786**



**35-0820**



**35-8623**



**35-0819**

## OPTIONAL ADAPTERS FOR MC550 MULTI-LIFT

**35-0817** Honda VT1100C/C2 Shadow/Shadow Ace 2000 and on only. Will not fit earlier years

**35-0818** Honda GL1500C Valkyrie

**35-0819** Kawasaki VN1500D/E/G/J/L/N Vulcan

**35-0820** Yamaha XVZ13A Royal Star

## H-D® ADAPTERS FOR MC550 MULTI-LIFT

**35-0786** Sportster® Lift Adapter-This adapter allows clearance for the tight confines found between Sportster® frame rails and exhaust.



**35-0817**

**MC10R DELUXE WHEEL CLAMP**

35-4040  
 PATENTS: 6,575,310 & 6,935,619



Tire Size 120-160mm

**OPTIONAL NARROW ROCKER**



Tire Size 80-110mm

**MC17 CYCLE VISE**


37-9801 - Black  
 37-9800 - Grey



Tire Size up to 210mm

**CRANK STYLE WHEEL VISE**

35-9926




Tire Size up to 210mm

**LIFT EXTENSION KIT**

35-0318  
 DOES NOT INCLUDE MOUNTING RAILS



**MOUNTING RAILS**



**WHEEL STOP**

35-6567



**NOSE WHEEL**

35-6770



**TOOL AND LUBRICANT TRAY**

Use with the MC655, MC625, MC615 or MC500. 1 tray per unit. Sold Individually.

**NOTE: TRAY SHOULD BE USED ON FRONT OF LIFT**



**TOOL HOLDER**

Sold in sets of 2.

37-6471 MC655R / MC625R Tool Holder  
 37-6470 MC615R / MC500R Tool Holder




- 35-6455 MC625 / MC655 Tool & Lubricant Tray (Gray)
- 35-6456 MC625 / MC655 Tool & Lubricant Tray (Black)
- 35-6457 MC500 / MC615 Tool & Lubricant Tray (Gray)
- 35-6458 MC500 / MC615 Tool & Lubricant Tray (Black)

**RETRACTABLE WHEELS**

All K&L Genuine Lifts except the MC515 Air Lift




35-0321 Wheels for MC655R / MC625R / MC615R / MC500



**AUTO RAMP**

**K&L GENUINE LIFT PEDAL**

All K&L Lifts and the Dual-Pedals on the MC625R & MC615R are CE Certified.



35-6370 Genuine Lift Pedal

**K&L LIFT ACCESSORIES**

K&L#	DESCRIPTIONS	MC655R	MC625R	MC615R	MC500R
<b>LIFT RAMPS</b>					
35-0304	MC615R / MC500R Standard Ramp 15" W x 31" L.	—	—	0	0
35-0306	MC655R / MC625R/MC515R Standard Extended Ramp. For bikes with low ground clearance. 15" W x 45-3/8" L. Diamond plate.	0	0	—	—

<b>LIFT EXTENSIONS</b>					
35-0318	Lift Extension Kit. Adds 30" to your lift;	0	0	0	0
35-0328	Mounting Rails for Lift Extension	0	0	0	0

<b>LIFT PANELS</b>					
35-5995	Standard Side Panel Ramps for MC655R / MC625R 30.5" x 10.5" (Gray)	0	0	0	0
35-6687	Standard Side Panel Ramps for MC655R / MC625R 30.5" x 10.5" (Black)	0	0	0	0
35-5996	Long Side Panel Ramps for MC655R / MC625R 47.0"x10.5" (Gray)	0	0	0	0
35-6688	Long Side Panel Ramps for MC655R / MC625R 47.0"x10.5" (Black)	0	0	0	0
35-6295	Side Panel Set for MC500R & MC615R. (Gray) Increases width from 24 " to 48". Includes Panels (qt 4) and Ramps (qt 2)	—	—	0	0
35-6255	Side Panel Set for MC500R & MC615R. (Black)	—	—	0	0
35-6542	Trike Standard Side Panel Set for MC655R / MC650R / MC625R Contact Area =23.5"x13.2" Does not include Ramps	0	0	—	—
35-6543	Trike Wide Side Panel Set for MC655R / MC650R / MC625R Contact Area =23.5"x19.5" Does not include Ramps	0	0	—	—
35-6552	Side Panel Set for K&L MC655R / MC625R Increases overall deck surface width to 56.5" Includes (qt-4) Side Panels 13.5"x 43.3" & (qt-2) Std Ramps	0	0	—	—
35-6552L	Side Panel/Long Ramp Set for K&L MC655R / MC625R Increases deck surface width to 56.5" Includes (qt-4) Side Panels 13.5"x 43.3" & (qt-2) Long Ramps	0	0	—	—
35-6552T	Trike Side Panel Set for MC655R / MC650R / MC625R Increases deck surface width to 56.5" Includes (qty-2) Side Panels & (qty-2) Standard Ramps	0	0	—	—
35-6552TW	Wide Trike Side Panel Set for MC655R / MC650R / MC625R Increases deck surface width to 69" Includes (qty-2) Wide Side Panels & (qty-2) Long Ramps	0	0	—	—
35-6552W	Wide Side Panel Set for K&L MC655R / MC625R Increases overall deck surface width to 69" Includes (qty-2) Long Ramps 10.24"x46.41" & (qty-4) Wide Panels 19.68"x 43.3"	0	0	—	—
35-6369	Side Panel Set for K&L MC655R / MC625R. (Black)	0	0	—	—
35-6369W	Wide Side Panel Set for K&L MC655R / MC625R. (Black)	0	0	—	—
35-6557	Front/Rear Extension. Adds 24" to deck. Sold Ea. 24" x 29.5"	0	0	—	—
35-6374	Front/Rear Extension. Adds 24" to deck. Sold Ea. 24" x 29.5" (Black)	0	0	—	—
35-6575	Wide Front/Rear Extension. Adds 24" to deck. Sold Ea. Increase Front or Rear Width to 68.5"	0	0	—	—

<b>WHEEL VISES &amp; CLAMPS</b>					
35-9926	Crank Style Wheel Vise	0	0	0	0
37-9912	Wheel Vise Bushing for 35-9926 Vise. Sold each.	0	0	0	0
35-9924	Replacement Rubber Pads for Crank Style Vise	0	0	0	0
37-9800	Gray - MC17 Deluxe Cycle Vise	0	0	0	0
37-9801	Black - MC17 Deluxe Cycle Vise	0	0	0	0
37-9799	MC17 Replacement Rubber Pads	0	0	0	0
35-4040	MC10R Deluxe Wheel Clamp. Universal Self locking clamp allows one person to load bikes on K&L lifts or any other flat deck lift. (drilling req.) Includes std. width rocker. (Fits 120 to 160 series tires)	0	0	0	0
35-4041	Optional narrow rocker for MC10R Deluxe Wheel Clamp. Fits narrow wheels. (90 to 110 series tires)	0	0	0	0
35-6567	K&L Wheel Stop for MC Series Lifts	0	0	0	0

<b>TOOL HOLDERS</b>					
37-6470	MC615R / MC500R Tool Holder (2pc set)	—	—	0	0
37-6471	MC625R / MC650R / MC655R Tool Holder (2pc set)	0	0	—	—
35-6455	MC625 / MC655 Tool & Lubricant Tray (Gray)	0	0	—	—
35-6456	MC625 / MC655 Tool & Lubricant Tray (Black)	0	0	—	—
35-6457	MC615 / MC500 Tool & Lubricant Tray (Gray)	—	—	0	0
35-6458	MC615 / MC500 Tool & Lubricant Tray (Black)	—	—	0	0

<b>AIR CYLINDER REPLACEMENTS</b>					
35-7755	MC625R & MC615R Replacement Air Cylinder Seal Kit (New Round Edge Mounting Plate)	—	0	0	—
35-7778	MC615R Air Cylinder Replacement Seal Set (Old Square Mounting Plate)	—	—	0	—
35-7779	MC625R Air Cylinder Replacement Seal Set (Old Square Mounting Plate)	—	0	—	—
35-9251	MC600 Replacement Air Control Valve	—	—	—	—
37-0299	MC650R Cylinder Replacement Seal Set	—	—	—	—

<b>MISC.</b>					
35-0321	Retractable Wheels MC500R / 615R / 625R / 650R / 655R Lifts	0	0	0	0
35-6770	Nosewheel, fits MC500R / MC615R / 625R / 650R / 655R Lifts	0	0	0	0
37-9018	MC600 Replacement Piston Seal	—	—	—	—
<b>LIFT PEDALS</b>					
35-6367	MC625R / MC615R Pedal Sold Each	—	0	0	—
35-6370	CE Approved Pedal Assembly for MC615R / MC625R. Covered dual pedals reduce chances of accidental actuation. Also stops up/down travel of lift when operator releases either pedal.	—	0	0	—

## FRONT & REAR EXTENSION

Extend the Deck 24 inches! These extensions can be used on either end or use 2 for 48".

**WIDE PANELS: 2 WIDE FRONT/REAR (35-6575) + WIDE SIDE PANEL SET (35-652W) = TOTAL SURFACE AREA: 69"X134"**



**FRONT/REAR EXTENSION PANEL**  
35-6557 - GREY



**FRONT/REAR EXTENSION PANEL**  
35-6374 - BLACK



**FRONT/REAR WIDE EXTENSION PANEL.**  
35-6575



- 35-6557** 24"x29.5" Extension Panel for K&L MC655R/MC650R/MC625R Gray
- 35-6374** Front/Rear Extension. Adds 24" to deck. Sold Ea. 24" x 29.5" Black
- 35-6575** Wide Front/Rear Extension. Adds 24" to deck. Sold Ea. Increase Front or Rear Width to 68.5" Gray
- 35-6575B** Wide Front/Rear Extension. Adds 24" to deck. Sold Ea. Increase Front or Rear Width to 68.5" Black

## SIDE PANEL SET, LOADING RAMP

Standard Side Panels are 13.5" each, which is 27 extra inches of deck surface space, or a total of 56.5". The Extra Wide Side Panels are 19.68" each, which means that you get 39" extra inches of deck surface space, or a total of 68.5".

**RAMPS ARE SOLD IN PAIRS AND SIDE PANELS ARE SOLD IN SETS.**

- 35-6552** Side Panel Set for K&L MC655R/MC625R  
Increases overall deck surface width to 56.5" Includes (qt-4) Side Panels 13.5"x 43.3" & (qt-2) Standard Ramps
- 35-6369** Side Panel Set for K&L MC655R/MC625R. Black
- 35-5995** Standard Side Panel Ramps for MC655R/MC625R  
30.5" x 10.5"
- 35-5996** Long Side Panel Ramps  
10.24"x46.41"for MC655R/MC625R
- 35-6552L** Side Panel/Long Ramp  
Set for K&L MC655R/MC625R. Increases overall deck surface width to 56.5". Includes (qt-4) Side Panels 13.5"x 43.3" & (qt-2) Long Ramps
- 35-6552W** Wide Side Panel Set for K&L MC655R/MC625R  
Increases overall deck surface width to 68.5". Includes (qty-2) Long Ramps 10.24"x46.41" & (qty-4). Wide Panels 19.68"x 43.3"
- 35-6369W** Wide Side Panel Set for K&L MC655R/MC625R. Black
- 35-6542** Trike Side Panel Set. Does not include Ramp 23.5" x 13.2"
- 35-6543** Trike Wide Side Panel Set for MC655R/MC650R/MC625R  
Contact Area =23.5"x19.5" Does not include Ramp
- 35-6552T** Trike Side Panel Set for MC655R/MC650R/MC625R  
Increases deck surface width to 56.5". Includes (qty-2) Standard Side Panels & (qty-2) Ramps
- 35-6552TW** Wide Trike Side Panel Set for MC655R/MC650R/MC625R.  
Increases deck surface width to 68.5" Includes (qty-2) Wide Side Panels & (qty-2) Long Ramps
- 35-6295** Side Panel Set for K&L MC500R/MC615R.  
Increases overall deck surface width to 48"  
Includes (qt-4) Standard Panels and (qt-2) Ramps
- 35-6255** Side Panel Set for K&L MC500R/MC615R. Black



**13.5" STD PANELS**  
35-6552



**19.68" WIDE PANELS**  
35-6552W




**TRIKE STD PANELS**  
35-6542



**TRIKE WIDE PANELS**  
35-6543



35-6543



**STANDARD SIDE PANEL BLACK**  
35-6369



35-6542



**WIDE SIDE PANEL BLACK**  
35-6369W

35-6374



**RED HEAVY DUTY TIE-DOWNS**  
36-6611



**BLACK HEAVY DUTY TIE-DOWNS**  
36-6609

### K&L LIFT/WORK STAND ACCESSORY BRACKET

Work Stand Accessory Bracket Eliminates the need for any of the Park Tool mounting brackets. This Bracket slides into any K&L Lift with a square slot in the Lift platform! It is also designed to mount the K&L Gas/Fan Caddy (P/N:35-8166) to any K&L Lift!

**35-0181** K&L Lift/Work Stand Accessory Bracket

*THE K&L ACCESSORY BRACKET WITH THE WORK STAND IS PERFECT FOR JOBS LIKE INSTALLING FORK SEALS!*



35-0181



35-0181

### PARK TOOL WORK STAND

The Work Stand is designed to safely and securely hold odd shaped components such as fork stanchions, sliders, carbs, rear shocks, pistons, etc. The 360° rotation of the clamp makes servicing from all angles a breeze. These Work stands feature adjustable clamping pressure for components up to 4 inches (100mm) in diameter. Non-marring, replaceable jaw inserts provide a firm grip on items up to 80 lbs.

**35-5997** PRS-3MLB Work Stand. Height Adjusts from 50 to 60 " Includes aluminum tool tray. *NOTE: BASE NOT INCLUDED.*

**35-5998** Floor Plate for 35-5997. Allows it to not be mounted to the floor.

**35-5999** Floor Plate for 35-5997. Allows stand to be mounted to any flat surface. *WILL NOT CONVERT PRS-3MLB TO A FREESTANDING UNIT.*

**35-5000** PRS-4M Bench Mounted Work Stand. Attaches easily to any flat surface. *(FASTENERS NOT INCLUDED)*

**35-4999** PRS-4WM Wall Mounted Work Stand. Designed to easily mount to any post or wall stud. *(FASTENERS NOT INCLUDED)*



35-5997  
WORK STAND

35-5998



35-4999  
WALL MOUNTED  
WORK STAND



35-5999  
BASE PLATE, SOLD SEPARATELY



35-5000  
BENCH MOUNTED  
WORK STAND

### K&L "FIXED" AUXILIARY GAS & FAN CADDY

This tool offers mobility by centralizing all required tools on one easy to use fixture and now features an additional shelf for increased storage. Constructed of square tubing, the height is adjustable up to 68" with hooks to attach gauges and fuel bottles. The stand is finished in blue powder coat and Zinc Plated.

**35-8166** "Fixed" Gas/Fan Caddy (FITS INTO 35-0181 LIFT BRACKET)

**35-0181** Lift Accessory Bracket

**35-8188** Flat Accessory Tray (MOUNTS TO 35-8166 GAS/FAN CADDY)

**35-2373** "Fixed" Gas/Fan Caddy Kit: (INCLUDES: QTY-1 35-8166, QTY-1 35-0181 & QTY-1 35-8188)




35-8166

35-8188  
FLAT TRAY

*EQUIPMENT SHOWN  
NOT INCLUDED*

35-0181



35-5000

35-0181

*THE K&L LIFT/WORKSTAND ADAPTER SLIDES INTO ANY K&L LIFT THAT HAS THE SQUARE HOLES IN THE PLATFORM AND LOCKS WITH THE BOLTS (PROVIDED).*

### K&L MC465 - UTV / TRIKE JACK

The wide footprint offers the stability you need when working on these units and keeps the weight centered, an important safety consideration.



**NOTE: DO NOT USE AIR/IMPACT GUNS TO RAISE AND LOWER THE MC465**

- 37-8787 K&L MC465 UTV Jack
- 36-9829 Replacement Rubber Pad
- 37-8002 Replacement Thrust Bearing for Jack
- 37-8788 MC465 UTV Jack Rebuild Kit
- 37-9889 Socket for All K&L Jacks

#### MC465 DIMENSIONS:

- Max Load Capacity = 1100 lbs
- Minimum Height = 3.5"
- Maximum Height = 13"
- Length = 23"
- Width = 5.5"
- Base Width: 12.5"
- Footprint = 4 ft & clears the drop panel width



37-8787



37-8788



37-9889 WITH 1/2" DRIVE

### H-D® TRIKE ADAPTER SET FOR MC465 JACK

37-8794 H-D Trike Adapter For '09-12 Tri-Glide Ultra Classic Models



37-8794



37-8794



### K&L MC455 FAT JACK & MC464 FAT JACK DOLLY


The MC455 Fat Jack is a wide version of our popular MC450 Center Jack, MC464 Fat Jack Dolly works with the MC455. Casters let you move bikes easily, with the stability you need.

**NOTE: DO NOT USE AIR/IMPACT GUNS TO RAISE AND LOWER THE MC455**

- 37-8660 K&L MC455 Fat Jack
- 37-8662 Fat Jack Rubber Pad
- 37-8663 Fat Jack Riser Adapters
- 37-9694 K&L MC464 Fat Jack Dolly
- 37-9162 MC455 Fat Jack Repair Kit
- 37-8002 Replacement Thrust Bearing for Jack
- 37-9889 Socket for All K&L Jacks

#### DIMENSIONS:

- 16"(405mm) Length x 10"(255mm) Width.
- Minimum Height: 3-1/2"
- Maximum Height: 13"(330mm). Base Width: 14"(355mm)
- Maximum Weight: 1100 lbs (Fat Jack only, Dolly holds up to 800lbs)



37-8662 RUBBER NON-SKID PAD ALSO SOLD SEPARATELY



37-8660



37-8660 & 37-9694



37-8660



37-9694



37-9694



EQUIPMENT & TOOLS

HARD PARTS

CARB & FUEL

IGNITION/ELECTRICAL

CONTROL

SUSPENSION

ACCESSORIES

MARINE





## K&L MC450 CENTER JACK

This easy to use scissor jack is the answer for raising bikes and ATV's, add our post adapter kit for even more flexibility. UPS shippable.


**NOTE: DO NOT USE AIR/IMPACT GUNS TO RAISE AND LOWER THE MC450**

- 37-9841 K&L MC450 Center Jack
- 37-9847 MC450 Center Jack with Pad
- 36-9830 MC450 Rubber Non-Skid Pad-(Optional)
- 37-9534 K&L Sport Jack Adapter for MC450
- 37-9888 Post Adapter Kit for MC450 Center Jack
- 37-9134 MC450 Repair Kit-Fit's MC450's mfg. from 1999 on
- 37-9135 MC450 Retro Fit Repair Kit-Fit's MC450's mfg. before 1999
- 37-9889 Socket for All K&L Jacks
- 37-8002 Replacement Thrust Bearing for Jack

### MC450 DIMENSIONS:

- 16" (405mm) Length x 5-1/2" (135mm) Width.
- Minimum Height = 3-1/2"
- Maximum Height = 13" (330mm)
- Base Width: 14" (35mm)
- Maximum Weight: 1100 lbs.

**OPTIONAL RUBBER PAD 36-9830  
OR SOLD TOGETHER 37-9847**



## MC450 CENTER JACK ADAPTERS POST ADAPTER KIT

37-9888 MC450 Adapter Kit



## K&L MC440 - MINI JACK

The MC440 is a smaller sized version of our popular MC450 Center Jack. It is designed to work with our MC620 - Lifting Arm Kit allows you to securely raise the bike being serviced.

**NOTE: DO NOT USE AIR/IMPACT GUNS TO RAISE AND LOWER THE MC440**

- 37-9743 K&L MC440 Mini Jack
- 36-9742 Rubber Pad for MC440
- 37-9744 Rubber Top Plate for MC440 (adjustable)
- 37-8002 Replacement Thrust Bearing for Jack
- 37-9741 MC440 Mini Jack Rebuild Kit

### DIMENSIONS:

- Max Load Capacity = 1000 lbs
- Minimum Height = 3.375"
- Maximum Height = 9"
- Length = 10.25"
- Width = 5.25"



36-9742  
**RUBBER PAD ALSO  
SOLD SEPARATELY**



EQUIPMENT & TOOLS

HARD PARTS

CARB & FUEL

IGNITION/ELECTRICAL

CONTROL

SUSPENSION

ACCESSORIES

MARINE

### LOW RIDING RAMP

Raises front or rear wheel 3". giving proper height clearance when lifting any lowered motorcycle up onto floor style lifts.

**35-0808** Low Riding Ramp



### ROLLASTAND

The answer to bikes without centerstands! Works great for front or rear wheels; makes chain and belt maintenance easier. Just roll your bike onto the stand and place on its kickstand.

**37-2240** Rollastand



### K&L MC460 SHOP DOLLY

The MC460 Shop Dolly allows bikes to be easily moved around the shop. The MC460 works with the MC 450 & MC455 center jacks and our MC550 MultiLift.


#### FEATURES INCLUDE:

- Adjustable width from 13" to 20" at base
- 12" to 15" Adjustable height.
- Four tie down attachment loops
- Swivel neoprene wheels
- Rubber pads on frame rails
- Maximum Weight: 1200 lbs.

**35-9872** MC460 Shop Dolly



**37-8660**  
FAT JACK




### K&L MC15R CYCLE DOCK

The MC15R Cycle Dock self locking clamp allows one person to load and unload a motorcycle in a trailer, pickup truck or on a service lift. The pivot mechanism uses the weight of the bike to hold itself upright, leaving your hands free to secure the bike. Use the supplied mounting rails to mount the Dock into a trailer or pickup truck. The rails mount to the deck so you can slide the Dock out freeing up your truck or trailer for other uses. The kit includes two mounting rails. Sold Each.



**NOTE: TIE-DOWNS RECOMMENDED BUT NOT INCLUDED. PATENTS: 6,575,310 & 6,935,619**

- 36-4090** K&L MC15R Cycle Dock
- 37-0311** Replacement Rocker Pin
- 36-0308** MC12 Tie-Down Support Bar
- 35-0328** Mounting Rails for Lift Extension. **HARDWARE NOT INCLUDED**
- 35-4041** Narrow Rocker for MC10R/MC15R Chuck






### MC475 DIRT BIKE LIFT

Our MC475 lets you do one-armed push-ups, with a Dirtbike! The unique deck cutout helps you perform fluid changes as well as routine maintenance. A single arm is provided for leverage, after the bike is raised, it is easily removed to increase access around the lift. Stop putting your foot down, the MC475 is here!

**35-6364** MC475 Dirt Bike Lift

#### FEATURES

- 11" minimum height
- 15" maximum raised height
- Deck is 11" x 15", with 6" x 5" cutout
- 400 lb max weight rating



MC475  
DIRTBIKE LIFT  
35-6364

### K&L MC35 SINGLE SIDED SWINGARM STAND

This swingarm stand can be used on either left or right side wheel. **WHEEL PINS MUST BE PURCHASED SEPARATELY**

**37-9683** K&L MC35 Single Sided Swingarm Stand

#### MC35 ADAPTER SET & REPLACEMENTS

- 37-9768** MC35 Adapter Set
- 37-9712** MC35 Main Shaft And Quick Stop
- 37-9713** MC35 Honda Adapter 28.5mm
- 37-9714** MC35 Honda Adapter 31.5mm
- 37-9715** MC35 BMW Adapter 30.75mm
- 37-9717** MC35 BMW Adapter 53mm
- 37-9718** MC35 Ducati Adapter 41mm
- 37-9767** MC35 MV Augusta 43mm

#### DUCATI WHEEL PINS

- 35-0883** Ducati LH Side Wheel Pins (Early Models)
- 35-0876** Ducati RH Side Wheel Pins (Early Models)



35-0876

35-0883

37-9768

37-9683

37-9683



37-9689

37-8795

37-9689

37-8795

### K&L MC40 UNIVERSAL FRONT WHEEL STAND

The MC40 heavy duty front end stand from K&L Supply features a pendulum type design which keeps the adapters in place every time you use it. Handle is removable and the adapters are adjustable from side to side for a more universal fit.

**37-9689** K&L MC40 Universal Front Wheel Stand

### K&L MC45 UNIVERSAL SWINGARM STAND

Our MC45 heavy duty universal swingarm stand comes with fully adjustable adapters, and accommodates both spool and swingarm designs. The MC45 gives great stability in use; the removable handle allows freedom of movement after the bike is raised.

**37-8795** K&L MC45 Universal Swingarm Stand

## K&L LIFTING ARM KITS

The K&L Lifting Arm kit lets you safely raise the front or rear end with the bike firmly secured to the lift deck, making suspension, brake, and wheel services faster and easier than traditional methods. Kit consists of one Lifting Arm Base and one set of Lifting Arms.

- 35-9256** K&L Lifting Arm/Base Set- Includes 35-9820 Base and Arm Set (with 24mm Adapter) for MC500R/MC615R Lifts
- 35-9257** K&L Lifting Arm/Base Set- Includes 35-9848 Base and Arm Set (with 24mm Adapter) for MC625R/650R/655R Lifts
- 35-9820** K&L Lifting Arm Base for MC500R/MC615R
- 35-9848** K&L Lifting Arm Base for MC625R/650R/655R Lifts
- 35-9821** K&L Lifting Arm Set for Late Model Yamaha R1 and R6 (24mm Adapter Included)
- 37-9527** Adapter Set: Includes 28, 32, 36 and 40mm Adapter Sleeves



FORWARD POSITION

MID POSITION

REAR POSITION



35-9821  
LIFTING ARMS ONLY



BASE ONLY:  
MC500R/MC615R: 35-9820  
MC625R/MC650R: 35-9848



## K&L LIFT-GATE


Lift-Gate allows you to suspend the end on almost any type of vehicle, including Motorcycles, Snowmobiles, PWC, and ATV's. It can be used as a stand alone unit, or in conjunction with table style lifts to handle the longer wheelbases on today's motorcycles. The unit is constructed of 1.68" tubing and features three tie down points to secure the unit being serviced. It consists of three sections, and is UPS shippable. Overall assembled height is 79.5", width at base is 33.50". Increase the versatility of your service department.

**NOTE: WILL NOT WORK ON FULL DRESSED TOURING MOTORCYCLES. WINCH SOLD SEPARATELY.**

- 35-9940** K&L Lift-Gate
- 35-9952** Optional Winch, Cable included
- 35-9953** Winch Cable only



35-9940



# K&L DOMINATOR

## K&L DOMINATOR UTV SCISSOR LIFT

The New K&L Multipurpose UTV / Auto Lift Is a beast of a lift that is also very versatile. It has great controlled lifting power rated at 6600lbs. It can lift all Utility Vehicles, as well as Light cars and trucks. This lift is accompanied with 4 adjustable lifting arms and multiple lifting adapters to help with the unique lifting points on the underbody of these vehicles. The mobility of this lift using its front wheels and dolly system allows for easy setup inside and outside of a shop environment. Its low 5.3" lowered stance allows for vehicles to easily drive over it. This lift is CE & Iso Certified.



**35-9770** - Black

**SPECIFICATIONS**

Capacity	6,600 lb.	Maximum Height	45.5"
Width	40"	Minimum Height	4.65"
Length	80"	Max Height	50"
		w/ Adapters	



## K&L DOMINATOR LOW PROFILE / EXTRA EXTENDED SERVICE JACK

1.5-ton capacity. Extra Extended / Low-Profile side frames designed for long reach under the car chassis. Specially designed to reach mid-engine chassis like late model Honda, Acura & European Cars. Innovative design of the "K&L Dominator" offers a quick lift for professional performance. Wide stance and low center of gravity provides optimum stability under load stress. Universal joint release mechanism provides precision control of load descent in any handle position. Exclusive designed breather plug eliminates air in the hydraulic system, optimizing jack performance



**35-9775**- Black/Blue




***SERVICE CENTER  
SECTION-2***

**TIRE CHANGERS & BALANCERS**

**SERVICE CENTER**

# MEET YOUR NEW PARTNER IN PROFIT

The K&L MC900 Deluxe Tire Machine with Power Assist Arm is the ultimate machine designed to handle even the toughest Motorcycle, Automotive, ATV, UTV and Trailer Tires. The Power Assist arm is equipped with a roller arm, pressing foot and lifting disks to aid in easily mounting and demounting tires. Perfect for one person jobs, the MC900 reduces service time and allows single operators to change more tires with less effort.



3

**PNEUMATIC TILTING HEAD**

5

**ELECTRIC TURNTABLE**

2

**ROLLER ARM**

6

**LIFTING DISK**

4

**PRESSING FOOT**

1

**BEAD BREAKER**



**BEAD BREAKER WITH PAD**

5,500 lbs. of pressure easily breaks tough tire beads from the rim

Proprietary Bead Breaker pad clears rotors and pulleys



**ROLLER ARM**

Mount tires without the bead head to eliminate wheel damage


Allows for easy tire lubrication  
Assists with mounting and demounting



**PNEUMATIC TILTING BEAD HEAD TOWER**

Adjustable and easily locks/unlocks with the push of a button

Ensures accurate bead head placement every time  
Tilts out of the way to easily mount and demount tires



**PRESSING FOOT**

Easily flexes stiff sidewalls into drop center position

Makes mounting and demounting tires a breeze  
Presses rim to ensure tight clamping



**ELECTRIC TURNTABLE W/ADJUSTABLE JAWS**

Self-centering clamping jaws  
2 sets of jaws for automotive, motorcycle, ATV/UTV tires

Turn Table provides more torque at lower RPMs for precise control

Plastic covers prevent rim damage



**LOWER BEAD LIFTING DISK**

Used to unseat stubborn lower beads

Elevates tires for tool placement

**SPECIFICATIONS:**

- Motorcycle / ATV / UTV Wheel Diameter: 6.5" - 26"
- Automotive Wheel Diameter: Outside Clamping: 10" - 20"  
Inside Clamping: 12" - 23"
- Maximum Tire Width: 12"
- Maximum Wheel Diameter: 44"
- Weight: 860 LBS.

- 35-9923** Blue MC900 with Power Assist Arm
- 35-9965** Red MC900 with Power Assist Arm

Additional features include a large air tank and air gauge for re-inflating tires, blast inflator to help seat bead, and multiple accessories.

**THE MC900 IS A HIGH QUALITY, HIGH VOLUME TIRE CHANGER WITHOUT THE HIGH PRICE TAG.**



# QUICKLY DEMOUNT EVEN THE TOUGHEST TIRES WITH LESS EFFORT

The MC900 Deluxe Tire Machine with the Leverless Tower is the ultimate Tire Machine for even the toughest Motorcycle, Automotive, ATV, UTV and Trailer tires. The Leverless Tower eliminates traditional tire tools that can mar the surface due to tough tire applications and operator error. This ensures a smooth demounting process, flexing the bead just enough for removal. Works with most types of tires, including run flat, high profile, and motorcycle tires with tubes. Comes complete with Quick Release attachment. (Leverless feature only works with rims 3" or wider)

- 35-9922** Blue MC900 Combo with Leverless Tower & Power Assist Arm
- 35-9966** Red MC900 Combo with Leverless Tower & Power Assist Arm
- 35-9951** Leverless Tower Only (Will only mount to the MC900)



**ELIMINATES TIRE LEVERS, ENSURES SMOOTH DEMOUNT & PREVENTS MARRING**



**THE LEVERLESS TOWER ATTACHED TO MC900 TIRE CHANGER COMBO**



EQUIPMENT & TOOLS

HARD PARTS

CARB & FUEL



**CLEARs LARGER PULLEYS**

## PULLEY SPACER ADAPTER

3/4" spacer adapter allows for proper clearance for offset pulleys. Adapter works on K&L MC900 and MC680 Tire Machines. Also works on Coats RC150 and RC200.

*(INCLUDES 4 MOUNTING BLOCKS ONLY)*

- 37-93940** Pulley Spacer Adapter

**37-93940**



IGNITION/ELECTRICAL

CONTROL

## MC900 REPLACEMENT PARTS

- 35-8040** Leverless plastic protector
- 35-8041** Leverless plastic tire iron
- 35-8042** MC900 Bead roller
- 35-8044** MC900 Pressing foot
- 35-8045** MC900 Lifting disk.
- 35-9964** Motorcycle/ATV Jaws MC900
- 35-9963** K&L MC900 New Style Jaws
- 35-8024** Quick Release Adapter MC680/MC900
- 35-33011** MC900 Bead Breaker Blade Cover
- 35-3185** MC680/MC900 Clip in Plastic Protector
- 35-2784** MC680/MC900 Demount Tail Protector
- 35-2781** MC680/MC900 Nylon Protector Jaws Ea.
- 35-33010** MC900 Automotive Clamp Protector
- 35-3205** MC680/MC900 ATV Protector
- 35-33051** MC900 Base Plate Protector Old
- 35-2350** MC680 Nylon Bead Head Complete
- 35-2351** Replacement Nylon Head Only

 <b>35-8024</b>	 <b>35-8040</b>	 <b>35-8041</b>	 <b>35-8042</b>
 <b>35-8044</b>	 <b>35-8045</b>	 <b>35-9964</b>	 <b>35-9963</b>
 <b>35-2784</b>	 <b>35-2781</b>	 <b>35-3185</b>	 <b>35-3205</b>
 <b>35-33010</b>	 <b>35-33011</b>	 <b>35-33051</b>	 <b>35-2350</b>

SUSPENSION

ACCESSORIES

MARINE



# K&L MC680 TIRE CHANGER

This machine is specially designed for motorcycle tire-changing, and is an affordable solution to shops requiring a powered tire machine. **THIS MACHINE CARRIES A ONE YEAR, PARTS ONLY WARRANTY.**

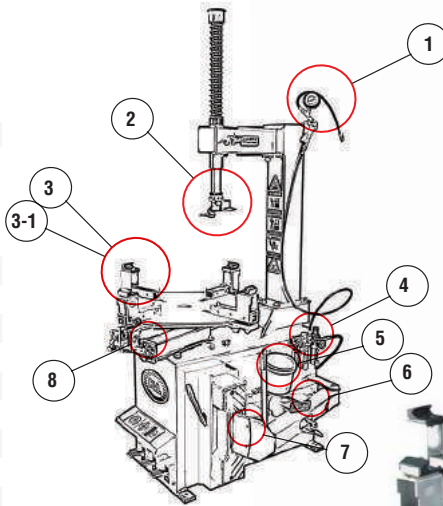
**SPECIFICATIONS:**

- Motor: 1.5 HP
- Air Requirement: 115-145 PSI
- Wheel Diameter: 6"-24" (12"-30" with adapter)
- Tire Width: 2"-10"
- Weight: 470 LBS

- 37-9998** K&L MC680 Tire Changer - Blue
- 37-9041** K&L MC680 Tire Changer - Red

## MC680 TIRE CHANGER SPARE PARTS AND ACCESSORIES

- 35-2713** Jaw Clamp Pin
- 35-2714** Jaw Clamp Pin Knob
- 35-2715** Tire Iron
- 35-2716** Regulator 90° fitting
- 35-2718** Pedal
- 35-2720** Hex Bar Spring
- 35-2724** Air Cylinder Touch Fitting
- 35-2742** Boomarm Knob
- 35-2743** Tee (Regulator)
- 35-2744** Double Banjo Bolt
- 35-2746** Air Fitting Valve (for Pedal)
- 35-2779** Bead Head
- 35-8024** Quick Release Adapter MC680/MC900
- 35-2780** Spring
- 35-2781** Nylon Protector (Jaws)
- 35-2782** Cylinder (Turn Table)
- 35-2783** Filler Nozzle w/ Gauge, Handle & Hose Clip
- 35-2784** Bead Head Plastic Protector #2
- 35-2785** Small Bead Head
- 35-2786** Bead Head Plastic Protector #1
- 35-2787** Hex Bar Cap
- 35-2788** Air Filler Hose (Gauge to Regulator)
- 35-2789** M/C, ATV Clamp Base
- 37-9399** ATV Jaw set
- 35-2864** Metal Jaw Protector Base Plate
- 35-2866** Jaw Protector Screw
- 35-2870** Jaw Protector Nut
- 35-3245** MC Clamp Set (EA)
- 35-3246** MC680/MC900 Bead Head (Complete)
- 35-3013** Clamp Nut ATV Jaw
- 35-3208** Clamp Washer 10mm
- 35-3198** ATV Upper Jaw
- 35-3202** ATV Plastic Base Pad
- 35-3205** ATV Upper Jaw Protector (EA)
- 35-2790** Belt
- 35-2791** Regulators
- 35-2800** Bead Breaker Pad
- 35-2815** Turn Table Switch
- 35-2817** Motor
- 35-2820** Roller Bolt
- 35-2835** Bead Breaker Shoe Plastic Protector
- 35-2850** Open Nut
- 35-3031** Bead Breaker Assy
- 35-3033** Oil Cup
- 35-3036** Water Cup
- 35-3135** Lube Bucket
- 35-3185** Clip in Plastic Protector
- 37-9393** 30" Wheel Adapter Set
- 37-93940** Pulley (Riser) Spacer Adapter
- 35-8024** Quick Release Adapter
- 35-2197** Complete Nylon Bead Head
- 35-2198** Replacement Nylon Head



### MC680 TIRE CHANGER SPARE PARTS

 <b>35-2783</b>	 <b>35-3245</b>			
 <b>35-3246</b> (COMPLETE BEAD HEAD)	 <b>35-2779</b> (METAL PIECE ONLY)			
 <b>35-2784</b>	 <b>35-3185</b>	 <b>35-2786</b>	 <b>35-3229</b>	 <b>35-2781</b>
 <b>35-2789</b> (METAL PIECE ONLY)	 <b>35-2713 PIN</b>	 <b>35-2714 KNOB</b>	 <b>37-9393</b> 30" Wheel Adapter Set	 <b>35-3198</b>
 <b>35-3202</b>	 <b>35-3205</b>	 <b>37-9399</b>	 <b>35-3033</b> OIL CUP	 <b>35-3036</b> WATER CUP
 <b>35-2791</b> REGULATOR ASSEMBLY	 <b>35-2780</b>	 <b>35-3135</b> LUBE BUCKET	 <b>35-2835</b>	 <b>35-3160</b> 6MM HOSE (PRE 2015)
 <b>35-3225</b> 8MM HOSE (AFTER 2015)	 <b>35-2850</b> OPEN NUT	 <b>35-2790</b>	 <b>35-2815</b>	 <b>35-2817</b>





# K&L STRONGARM II

The Strongarm II gives you the edge you need when changing new generation tires. Touring and Police bikes have extremely stiff sidewalls; making tire manipulation difficult even after the bead is broken. The Strongarm II uses air pressure to assist holding the tire's bead in the drop center of the wheel, even while the turntable is revolving. The Strongarm II mounting system is designed to work with most popular tire machines, and helps to keep tire changes a one-person job.

**37-2899** K&L Strongarm-II Kit - Includes: 1/ea. Strongarm-II plus the following: 35-0026, 35-0178, 35-2892 & Qty-2 of 35-2488

**35-0178** 1/4" Extruded "T" Air Fitting

**35-0026** K&L Strongarm II Foot

**35-2892** 30" Pneumatic hose

**35-2488** Quick Disconnect brass fitting

**35-2889** 5/32" Replacement Hose (#628) 80" length.

**NOTE: QTY-2 NEEDED**

**35-2890** 1/4" Replacement Hose (#629) 80" length.

**NOTE: QTY-1 NEEDED**

**35-0083** Air Valve For Strongarm II (#620)

**35-0084** Large 1 Touch Fitting 1/4" (#624)


**35-0085** Small 1 Touch Fitting 5/32" (#625)

**37-9997** K&L Strongarm-II Kit / MC680 Tire Changer - Blue "Combo Kit" - Weight: 592lbs

**37-9995** K&L Strongarm-II Kit / MC680 Tire Changer - Red "Combo Kit" - Weight: 592lbs



**37-2899**  
STRONGARM-II "KIT"



**STRONGARM-II FITS 85%  
OF TIRE MACHINES ON THE MARKET!**



**37-9995**  
RED "COMBO KIT"



**37-9997**  
BLUE "COMBO KIT"

**coats****RC200 TIRE CHANGER**

Designed to handle wide wheels without damaging them. Features rim clamps that provide extra clearance for sprockets and your choice of three optimized positions. Handles rims from 6" to 23" diameter. Sculpted bead loosening system has two positions: one for wide (up to 330 series) tires and one for narrow tires. Robo-Arm provides extra power for flexing stiff sidewalls without damaging the tire or rim. It works better than an extra pair of hands! Reduced gear ratio turntable gives operator more torque at lower RPMs for more precise control. The RC200 provides complete protection for expensive, delicate wheels. **MADE IN U.S.A.**

<b>37-9027</b>	Coats RC200 Tire Changer
<b>35-9672</b>	Plastic Jaw Protector-Fits RC50/RC100/RC200. Sold Each.
<b>37-9051</b>	Bead (Duck) Head RC100/RC200
<b>37-9053</b>	Plastic Protector For Bead Breaker Shoe. 2/pk.
<b>37-9054*</b>	Lift Tool Sock. 10/pk. <i>*NOTE: FITS ALL COATS MACHINES LISTED</i>
<b>37-9055</b>	Mount Booties 25/pk
<b>37-9058</b>	Clamp Cover for 9010/9024 clamps
<b>37-9061</b>	ATV Riser for RC100
<b>37-9062</b>	Drop Center Tool Aid
<b>37-9330</b>	Mounting Head Plastic Insert Sold Each.



37-9027

**coats****RC150 TIRE CHANGER**

The Coats RC-150 features custom engineered, three-position rim clamps that provide extra clearance for sprockets. The RC-150 can clamp rims up to 23" and work on smaller ATV rims down to 6" so you can handle virtually any wheel that rolls in. Its superior bead loosening system is optimized for motorcycle wheels with a contoured pad and two positions for wide chopper tires or narrow tires to minimize the risk of wheel damage service.

The Coats RC-150 provides outstanding wheel protection at every step. Bead loosener socks, clamp booties, and lift tool protection help prevent metal-to-metal contact that causes scratching or marring, plus the tabletop is designed to operate at slower speeds to prevent wheel damage.



37-9029

<b>37-9029</b>	Coats RC-150 Tire Changer
<b>37-9053</b>	Plastic Protector For Bead Breaker Shoe 2/pk
<b>37-9054*</b>	Lift Tool Sock. 10/pk. <i>*NOTE: FITS ALL COATS MACHINES LISTED</i>

**coats RC100 TIRE CHANGER**

**THE RC-100 TIRE CHANGER HAS BEEN DISCONTINUED. HOWEVER, WE STILL CARRY THE PARTS TO KEEP YOU GOING!**

<b>35-9037</b>	ATV Jaws-Set of 4
<b>37-9330</b>	Mounting Head Insert. Ea.
<b>37-9058</b>	Clamp Cover for 9010/9024 clamps
<b>37-9051</b>	Mount/Demount Head Ea
<b>37-9328</b>	Mounting Head Insert. 12/pk.
<b>35-9672</b>	Plastic Jaw Cover-Fits RC50,100,200. Sold Each.
<b>37-9053</b>	Plastic Protector For Bead Breaker Shoe. 2/pk.
<b>37-9054*</b>	Lift Tool Sock. 10/pk. <i>*NOTE: FITS ALL COATS MACHINES LISTED</i>

**coats RC50M TIRE CHANGER**

**THE RC-50M MANUAL TIRE CHANGER HAS BEEN DISCONTINUED. HOWEVER, WE STILL CARRY THE PARTS TO KEEP YOU GOING!**



37-9330

35-9672

<b>37-9450</b>	RC-50M Manual Tire Changer
<b>37-9451</b>	Manual Bead loosener (Optional)
<b>37-2899</b>	Optional Strongarm-II
<b>37-9330</b>	Mounting Head Plastic Insert, Ea
<b>35-9672</b>	Plastic Jaw Protector-Fits RC50/RC100/RC200. Sold Each.



### MONTY 1520M TIRE CHANGER

Manufactured by Hofmann, this top-of-the line pneumatic tire changer is designed to change all types of motorcycle and ATV tires, including difficult Harley-Davidson® belt drive rims. Dual air cylinders assure proper clamping pressure to all four jaws. The clamping jaws are designed to eliminate the additional labor involved in removing the brake disc rotor, sprocket, or drive pulley when servicing wheels. The clamps are provided with plastic protection over a metal jaw to protect rims from damage. Plastic protection is also provided in the bead head. The 1520M uses a powerful 115V motor and standard shop air to make tire changing safe and easy for 10" to 21" diameter wheels. Motorcycle adapters come standard with the 1520M, ATV Jaws are available as an option. **(PN#37-9505).**

The 1520M will change tires *and* your business, call today to learn more!

**37-9570** Monty 1520M Tire Changer with Motorcycle Adapters



37-9570



37-9442

37-9620

37-9622

35-7817

#### MONTY 1520M & 1520EMX OPTIONAL & REPLACEMENT PARTS

- 37-9508** Replacement M/C jaws for 1520M/EMX. Sold set of 4.
- 37-9505** ATV Jaws. Allows mounting of 8" - 14" Sold set of 4.
- 37-9522** ATV Adapter for 1520M/EMX. Sold EA
- 35-9506** ATV Jaw protector for 1520M/EMX. Sold EA
- 35-9519** Motorcycle Bead head
- 35-9529** Bead Head Automotive
- 37-9620** Bead Head Insert (Duck) Protector, black. Sold each.
- 37-9641** 1520M Bead Head (Heel) Insert
- 37-9442** Late model Bead Head Insert for 1520M/EMX. Sold each.
- 37-9622** Motorcycle Jaw Replacement Cover. Sold each.
- 38-2360** Tire Bead Paste (Mounting Lubricant)
- 35-7817** Replacement Turntable Switch for 1520M series changers.\*
- 37-2383** 1520M M/C Jaw Cover (Mid-2006 on)
- 35-9523** Automotive Jaw Replacement Cover. Sold each.

**\*NOTE: FITS 1520M ONLY. FOR S405, S425, & S455, USE PN 35-7815**

### 1520EMX TIRE CHANGER

The 1520EMX is the ultimate answer to today's tough to mount tires. Based on the popular 1520M platform, the EMX version makes short work of extra stiff low profile and run flat style tires by providing an extra set of hands to help it's operator to mount and dismount tires. The power assist holds the bead in the drop center of the rim & assists with wheel mounting as well, cutting down on service time and increasing profitability in the process. If your clientele includes Touring and Police bikes, this machine is worth looking at.

**37-9581** Monty 1520EMX Tire Changer with Motorcycle Adapters

**37-9522** ATV Jaw **EACH**

**37-9505** ATV Jaw **SET**

**37-9508** Motorcycle Jaw **SET**



37-9522



37-9505



37-9508



37-9581

### MONTY MH310 EASYMONT POWER ASSIST

Provides an extra set of hands to aid operator mount and dismount extra stiff low profile and run flat style tires. Holds the bead and assists with rim clamping, allows easy mounting of upper bead. Air powered. Convert your 1520M to an EMX version. (See 37-9581 shown above)

**37-9571** MH310 Adapter. **(NEEDED TO CONVERT 1520M TO 1520 EMX.)**

**37-9578** MH310 Easymont. Fits Monty 1520M. (37-9570)



37-9578

EQUIPMENT & TOOLS

HARD PARTS

CARB & FUEL

IGNITION/ELECTRICAL

CONTROL

SUSPENSION

ACCESSORIES


MARINE



**MONTY 425 REPLACEMENT PARTS**  
 REPLACEMENT PARTS ONLY. \*IMPORTANT NOTE: STYLE OF BEAD HEAD PLASTIC INSERT NEEDED WILL DEPEND ON ORIGINAL DATE OF EQUIPMENT PURCHASE.

**S425 PARTS**

- 35-9524** Rim Jaws For S425, pk/4.
  - 35-8626** \*Bead Head Insert (Duck) Protector, black. Sold each. Not interchangeable with **37-9541**.
  - 37-9541** \*Bead Head Insert (Duck) Protector, white. (same as **37-9550**) Not interchangeable with **35-8626**. Sold pk/10
  - 37-9550** \*Bead Head Insert (Duck) Protector, white. (same as **37-9541**) Not interchangeable with **35-8626**. Sold pair.
  - 35-9509** Protective Plastic Cover for Tire Lever. Sold each.
  - 37-9626** Dirt Bike Clamps-Designed to clear the knobbies on dirt bike tires. Sold set of 4.
  - 37-9539** Plastic Clamp Protector Set-Standard size replacement clamp protectors. Pad only. Sold set of 4. (flat)
  - 37-9586** Plastic Clamp Protector Set-Standard size replacement clamp protectors. Pad only. Sold set of 8. (flat)
  - 38-2360** Tire Bead Paste. Used for sealing sidewall of tire to rim. Sold 1 gallon bucket.
  - 35-7815** Replacement Turntable Switch (forward/reverse)
- NOTE: SWITCH FITS S405, S425, & S455 ONLY. FOR 1520M, USE 35-7817.*



**EZ CLAMP MOTORCYCLE CLAMPING ADAPTER**

Add versatility to your tire changer with the Easy Clamp Adapter. The clamping range of 5" to 23" can change ATV and motorcycle wheels. Fits most late model four jaw tire changers, including Coats, Corghi, Cemb and All Tool.

- 35-9002** EZ Clamp Motorcycle Clamping Adapter



Harley-Davidson®  
Belt Drive Wheel

Easy Clamp Adapter



**MONTY S405 & S455 REPLACEMENT PARTS**  
 REPLACEMENT PARTS ONLY.  
 \*IMPORTANT NOTE: STYLE OF BEAD HEAD PLASTIC INSERT NEEDED WILL DEPEND ON ORIGINAL DATE OF EQUIPMENT PURCHASE.

**S455 TIRE CHANGER PARTS**

- 35-9528** Motorcycle Adapters Set of 4
- 35-9366** \*Bead Head Insert (Duck) Protector, black. Sold each
- 35-9501** ATV Adapters Set of 4

**S405 TIRE CHANGER PARTS**

- 35-9501** ATV Adapters Set of 4
- 35-9528** Motorcycle Adapters Set of 4. (replacement jaws)
- 35-9036** \*Bead Head Insert (Duck) Protector, black. Sold each
- 35-9021** \*Bead Head Insert (Duck) Protector, black. Sold each
- 35-9509** Protective Plastic Cover for Tire Lever. Sold each.
- 35-9504** Jaw Protector Insert Piece. Small oval shaped pad presses into the "cleat" of M/C and ATV Jaws. (Two per Cleat) Sold each
- 35-7815** Replacement Turntable Switch (forward/reverse) \*
- 35-8105** Replacement Pressure Regulator Gauge only
- 35-8118** Replacement 90° Union Fitting for tabletop pneumatic cylinder
- 35-8119** Replacement Straight Union Fitting for tabletop pneumatic cylinder

*NOTE: THIS SWITCH FITS S405, S425, & S455 ONLY. FOR 1520M, USE 35-7817*



- 1** **35-9504**
- 2** **35-9503**
- 3** **\*35-9366**
- 4** **\*35-9036**
- 5** **\*35-9021**
- 6** **35-9509**
- 35-7815**

### MOTION PRO TIRE STATION

Combine with your air tank to make the ultimate tire changing station. Works with 5 to 10 gallon air tanks (14.5" to 24.5" in length & 9" to 12.75" in diameter). It can be used with or without air tank installed. Durable steel construction with a blue powder coated finish. The perfect pit accessory. **Made in the U.S.A.**



37-8830

37-8830 Motion Pro Tire Station

### TECH TIRE REPAIR STAND & ACCESSORIES

- 35-9942 Tire Spreader only
- 35-8473 Tire Marking Crayon, pk/12
- 35-9941 Tire Buffing Wheel with arbor



35-9941



35-9942



35-8473

### GAITHER BEAD BAZOOKA

This BEAD BAZOOKA® represents the next generation of the most powerful tire bead seating tool in the world. With its new patent pending 2" MIS valve, the Tommy Gun release can deliver more power than the original from the same small, easy-to-handle, lightweight tank. In addition, the two-handle design provides even more comfort and control, which improves safety and accuracy.

The BEAD BAZOOKA® with the Tommy Gun release handle is also more reliable. Unlike its predecessor, this BEAD BAZOOKA® is 100% serviceable. That means that nearly every component is completely replaceable, increasing its operational lifespan. Because of this, every BEAD BAZOOKA® sold comes with a 3-year warranty.

Each model is intended for different tire sizes.

- 35-5622 3 Liters
- 35-5623 6 Liters
- 35-5624 9 Liters
- 35-5625 Optional Wall Mount



35-5622



35-5623



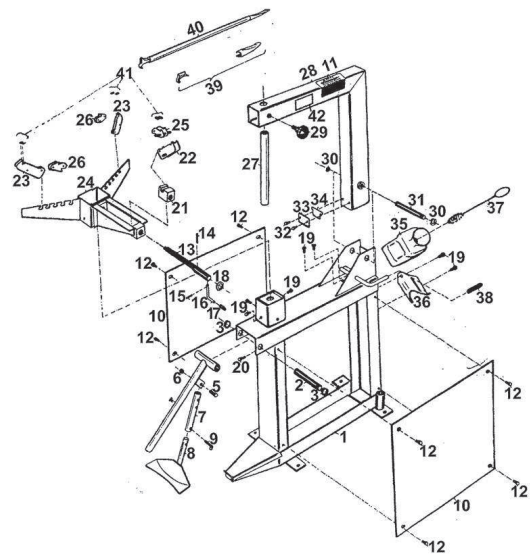
35-5624



35-5625

### COATS 220 REPLACEMENT PARTS

K&L P/N	DESCRIPTION
37-9776	29 Locking Knob
37-9842	24 Table top
37-9843	21 Slotted nut for clamp
37-9844	13 Rim clamp adjustment screw
37-9845	14 Roll pin for clamp screw
37-9846	18 Bushing for screw
37-9849	16 Handle
37-9852	15 Roll pin for screw handle
37-9853	22 Motorcycle rim clamp-sold each (Wide)
37-9854	23 Motorcycle rim clamp-sold each (Narrow)
37-9864	41 Motorcycle rim clamp protector set-(6)
37-9873	25 ATV rim clamp (Wide)
37-9874	26 ATV rim clamp (Narrow)
37-9839	39 Tire iron protectors-sold in pairs
37-9850	35 Lube Bucket only. (without bracket or hardware)
37-9851	36 Bracket for Lube Bucket only (no hardware)



### K&L MC116 DELUXE TIRE BEAD BREAKER

Innovative design protects discs, sprockets, and pulleys from damage. Effective and easy to use. Fully adjustable to fit any size rim/tire combination. Heavy-duty steel construction with rubber covered platforms.

37-9076 K&L MC116 Deluxe Tire Bead Breaker



37-9076

EQUIPMENT & TOOLS

HARD PARTS

CARB & FUEL

IGNITION/ELECTRICAL

CONTROL

SUSPENSION

ACCESSORIES

MARINE

## THE K&L "ALL-IN-ONE" - TIRE BEAD STARTER

**THE ALL-IN-ONE** answer to stubborn street and ATV tires, this simple to use tool is a safe and effective way to get beads started and seated. Whether you are mounting the new Ultra-Wide 300 series rubber, or doing battle with ATV rim/tire packages, the Bead Starter puts *you* in charge. The linked straps apply even seating pressure to tire beads without compressed air, making it portable for on-the-go use. Make room for our Tire Bead Starter in your shop today.

**35-9016** Tire Bead Starter



**SEATS**



**BEADS**



**EXPANDS**

## "CHEETAH CH-5" TIRE BEAD SEATER

5-gallon Bead Seater with ASME certified tank for commercial use on ATV and motorcycle tires. Seats tire beads easily.

**SPECIFICATIONS:**

- 18" Wide x 22" & Length x 11" Height
- 23 lbs

**35-9903** Tire Bead Seater



**35-9903**



## TIRE BEADER DONUT TYPE

This solid rubber donut goes between tire and rim. As tire is inflated, the opposite bead (lip of tire) will seat, then the side of the rim with the rubber donut will begin to seat, pushing the rubber donut off the rim. Ideal for low profile tires, radial tires and safety rims. Sold each.

**35-5211** 16 - 17" Tires

**35-5212** 18 - 19" Tires

**35-5211**



## TIRE BEAD EXPANDER

Slips easily over tire. To use, draw strap tight and lock with two rings, apply air pressure. Beads will seal against rim with air pressure. Tough red nylon cover, neoprene inner tube.

**35-8889** Tire Bead Expander

**35-8889**



## TIRE TAMER

Revolutionary new tool holds the bead away from rim for easy valve stem, rim lock and tube installation. **NO MORE SKINNED KNUCKLES.**

**35-9264** Tire Tamer



## K&L CLAW BEAD ASSIST

Rubber coating protects wheels from scratches during the mounting process. Solid steel construction under the coating will not bend or break like other models. Locks onto the flange of the wheel during the mounting process in order to eliminate the need to stand on the tire or use multiple bars. This item is great for all types of wheels, including motorcycle, ATV,UTV etc.

**35-8241** K&L Claw Bead Assist Standard (Yellow)

**35-8244** K&L Claw Bead Assist Wide (Blue)



## TIRE SAFETY CAGE

An important piece of safety equipment that no shop should be without. This cage protects technicians & helps contain debris resulting from tire or bead failure, and is especially useful while servicing hard-to-seat ATV tires. Sold each.



**37-8483** Tire Safety Cage

## MOTION PRO BEAD BUDDY-2

New and improved design of the original Bead Buddy. Durable 6061 aluminum construction with blue anodized finish. Used to push the tire bead down into the drop center of the rim on off-road wheels while using tire tools to change tires. Hooks over spoke and pushes bead down on opposite side of tire from tire irons. Patent pending. **Sold each**

**35-8829** Motion Pro Bead Buddy-2



## MECHANIC'S GLOVES

Latex-free, nitrile gloves. Hand protection when working around chemicals in the shop.

### FEATURES INCLUDE:

- Textured grip
- Powder-free
- Non-sterile
- Ambidextrous
- Sold box/100.



**39-4991** Mechanic's Gloves. (Large)

## BALL FOOT CHUCK

Sold each.

**35-7753** Standard tire filler Chuck

**35-7841** Ball Foot Chuck with safety clip



## K&L DELUXE SHOP APRON

Made of quality Black cloth with the K&L logo imprinted in White on the front. It features a pen pocket and two 6"x 7" pockets

**39-8809** K&L Deluxe Shop Apron



## BLACK NITRILE GLOVES

Provides a protective barrier against dirt, grime, oil, chemicals and solvents

- Textured fingertips for better grip
- Comfortable fit and feel
- Powder/latex free
- Use for food processing, janitorial, painting, maintenance and light shop work
- 100 Gloves per box
- 3.5 mil



**39-4992** Black Nitrile Gloves (Medium)

**39-4994** Black Nitrile Gloves (Large)

**39-4996** Black Nitrile Gloves (X-Large)



## TREAD DEPTH GAUGE

Accurately displays depth of tire tread. Calibrated from 0 - 1" in 1/32 inch increments. **Made in the U.S.A.**

**35-9105** Tire Tread Depth Gauge





### SHOP TUBELESS TIRE REPAIR KIT #880

Includes: (qt 12) #250 and (qt 12) #251 Uni-Seal Repairs, one each of #760 Can of Chemical Vulcanizing Fluid, #915 Spiral Probe and Cementing Tool, #935 Combo Buffer and Stitcher, Aerosol Rub-O-Matic rubber cleaner #704A, Uni-Seal Cutter #261, and Scraping Tool #933. **NOTE-#260 UNI-SEAL CUTTER, FOR USE WITH #250 REPAIRS IS NO LONGER AVAILABLE AND IS NOT INCLUDED IN THIS KIT. ORDER #RH-635-P CUTTER UNDER PART NUMBER 35-9950.**

35-9958 Shop Tubeless Tire Repair Kit #880



35-9958

### TECH REPLACEMENT UNI-SEALS

- 35-9945 Small Round Tube Repair Patches (qt40) #11
- 35-9927 ATV Tire Patches (qt 30) #12
- 35-9949 Flow-Seal Inserts for ATV repairs (qt 20) #204
- 35-9961 Uni-Seal Repairs, 1/4" for 1/8" injury (qt 12) #250W
- 35-9962 Uni-Seal Repairs, 3/8" for 1/4" injury (qt 12) #251W
- 35-9936 Mini Uni-Seal Repairs, 1/8" for 1.5mm injury (qt 24) #249



35-9945



35-9949



35-9961



35-9962



35-9936

### TECH REPLACEMENT TOOLS for SHOP KITS

- 35-9933 Heavy Duty Ball Bearing Stitcher #936
- 35-9934 Spiral Probe and Cementing Tool #915
- 35-9935 Insert-O-Matic Tool (ATV) #920
- 35-9939 Replacement Uni-Seal Cutter #261 for use with #251 & #251W Uni-Seal Repairs in fabric belted tires only.
- 35-9950 Uni-Seal Cutter #RH-635-P for use with #250 & #250W Uni-Seal Repairs in fabric belted tires only.
- 35-9947 Combo Buffer and Stitcher #935



### TIRE LUBRICANT & ACCESSORIES

- 35-9960 Chemical Vulcanizing Fluid #760
- 35-9968 Tire lubricant concentrate, mixed with water makes one gallon. One pint, 475ml. with rust inhibitor.
- 35-9929 Rim Ease Rubber Lubricant. New blue formula for improved lubrication and easier mounting/dismounting. One gallon makes 3.8 liter bottle.
- 35-9928 Funnel to fit neck of 1 gal. bottle -35-9929 for easy use of swab.
- 35-9987 Tire lubricant applicator swab. Cotton. 11", 275mm in length.
- 35-9932 Tire lubricant applicator swab. Cotton. 15", 375mm in length. For use with 35-9928 and 35-9929.
- 35-9938 Rub-O-Matic rubber cleaner one qt 945ml can.
- 35-9959 Aerosol Rub-O-Matic rubber cleaner, 16 oz. #704A.
- 35-9930 Security Coat Inner Liner Sealant, 16 oz. #738 Used to seal exposed inner liner where overbuffs, and thin or porous conditions can result in tire pressure loss after installing a Uni-Seal or other repair. Cheap insurance to prevent costly and time consuming come-backs
- 35-1915 Angled Tire Lube Brush



## K&L MC200 ELITE WHEEL BALANCER

Introducing K&L's New MC200 Elite Hand Spin Wheel Balancer. The MC200 Elite is a high quality, high performance balancer you can depend on for years to come. The durable design is built for any size shop and will accurately balance motorcycle, auto and light truck tires with ease. Featuring: keypad data entry, small portable design and built in tool boxes, the MC200 Elite is a premium wheel balancer without the premium price tag.

- 37-9823** K&L MC200 Elite **BLUE** Wheel Balancer with Motorcycle Wheel Clamp
- 37-9824** K&L MC200 Elite **RED** Wheel Balancer with Motorcycle Wheel Clamp
- 37-9825** K&L MC200 Elite **BLUE** Wheel Balancer with Pad Kit
- 37-9826** K&L MC200 Elite **RED** Wheel Balancer with Pad Kit
- 37-9946** Optional Balancing Pad Kit
- 37-9908** Calibration Plate Kit for MC200 w/ 37-9946 Balancing Pad
- 37-9819** Automotive Adapters



### FEATURES:

- Small compact manual spin balancer
- Low RPM (100r/min)
- Precision accuracy
- Dynamic and static balancing
- Car, light truck & motorcycle mode
- 3 storage drawers
- CE Approved

### SPECIFICATIONS:

- RPM: 100r/min
- Max Wheel Diameter: 800mm
- Rim Width: 1"-25"
- Balancing Time: 10 seconds
- Max Wheel Weight: 50kg/110lbs
- Power Supply: 1ph 110V
- Packing Size: 1150\*700 \*1160mm
- Gross Weight: 127.50kg/282.70lbs



## K&L MC205 WHEEL BALANCER

The K&L MC205 Wheel Balancer has been upgraded with a New Balancing Pad Kit for improved accuracy. The MC205 incorporates the latest advancements in state of the art motorcycle wheel balancing. This technician friendly balancer features static (single plane) balancing, keypad data entry, in-house calibration, and a choice of display modes (in grams or ounces). **STANDARD EQUIPMENT INCLUDES:** tapered mounting cones, rim width gauge, spanner wrench, & calibration weight. **AVAILABLE WITH:** Balancer Pad Kit or Quick Clamp Assembly

- 37-9900** K&L MC205 **RED** Wheel Balancer with Balancer Pad Kit
- 37-9901** K&L MC205 **BLUE** Wheel Balancer with Balancer Pad Kit
- 37-9990** K&L MC205 **RED** Wheel Balancer with Motorcycle Wheel Clamp
- 37-9999** K&L MC205 **BLUE** Wheel Balancer with Motorcycle Wheel Clamp
- 37-9946** Balancer Pad Kit Only

### SPECIFICATIONS:

- Accuracy: 5g or 0.25oz.
- Rim Diameter 10" - 24"
- Power Requirement: 110 Volt 60 Hz 1Phase
- Tire Diameter: 30"
- Data Entry: Keypad
- Rim Width: 1.5" - 16"
- Shipping Weight: 359 lbs (Pad) 283 lbs (Clamp)
- Motor: 1/2 H.P.

**SHOWN WITH QUICK  
CLAMP ASSEMBLY**



### MC200/MC205 WHEEL BALANCER PAD KIT

Improves balancing accuracy. Comes complete with balancing pad and cone for multiple wheel applications  
**PAD KIT MADE IN USA**

- 37-9946** Balancer Pad Kit




## K&L MC205 REPLACEMENT PARTS

- 35-3138** Pull Knob
- 35-3132** Rim Width Caliper
- 35-3146** Shaft Assy. Only
- 35-3149** Pointer Extension
- 35-3377** Large Cone
- 35-3378** Small Cone
- 35-3372** Spacer
- 35-3374** Spacer
- 35-3375** Spacer
- 35-3381** Locking Nut
- 35-3383** 100 Gram Calibration Weight
- 37-3156** 19mm Shaft w/Cones & Spacers
- 35-3550** 10mm Scooter Shaft



**35-0941**





### GEODYNA® 7100 WHEEL BALANCER

The Hofmann geodyna 7100 offers space-saving usability, with belt-driven one-spin balance, the VPM measuring system, user-friendly 2D SAPE data entry and an intuitive control panel. Motorcycle Adapters included.

**35-7100** Geodyna® 7100 Wheel Balancer



MC ADAPTERS INCLUDED



### 775 WHEEL BALANCER

Here's the latest in motorcycle balancers from Coats, the model 775. Easy-to-read visual cues and keypad promote proper balancing techniques and faster turnaround times. Self-Calibrating, the 775 provides balancing accuracy within 1/100 of an ounce. With 10 Balancing Modes (Multiple static, dynamic, and alloy), the 775 is ready for whatever rolls into the shop. The 775 offers you big league features in a compact size with built-in dependability from the leaders in Motorcycle Tire service – K&L Supply and Coats!

- 37-7750** Coats 775 Dynamic Wheel Balancer
- 35-7781** Motorcycle Adapter kit for Coats 775 Large Diameter Shafts
- 35-7790** 1" Longshaft Kit for H-D (14" shaft, spacers, & locknut)
- 35-7791** 3/4" Longshaft Kit for H-D (10" shaft, spacers, & locknut)
- 35-7792** 25mm Longshaft Kit for 775 Balancer (10" shaft, spacers, & locknut)



37-7750

### K&L WHEEL BALANCER ACCESSORIES



- 35-0941** K&L Balancer Sleeve Kit for 14mm balancer shafts. Includes the following sizes: 15mm, 16mm, 17mm, 19mm, 20mm, 22mm, 25mm, 25.40mm, 27mm, 28mm, 30mm, 32mm, 35mm, 50mm, and hubless wheel adapter set.
- 35-8835** 3/4" Mounting Shaft Kit for Harley-Davidson® Includes 1" sleeve set, spacer, and locknut.
- 35-6630** Mounting Cones for BMW
- 35-7805** 14" x 1" Shaft Kit for 2300M **NOTE: MACHINE END OF SHAFT IS 16MX2 THREAD, VERIFY BEFORE ORDERING**
- 37-7908** MC2300 14mm Replacement Shaft
- 37-9147** MC2300 Calibration Weight
- 37-9152** MC2300 Replacement Wheel Stopper
- 37-9163** Centering Cones 21-34mm
- 37-9164** MC2300 Centering Cone 15-24mm
- 37-9597** 40 mm Automotive Adapter Kit
- 37-9598** ATV Adapter kit. Fits all 40mm balancer shafts.
- 35-6631** BMW/Honda 5-Lug Rear Wheel Adapter
- 35-6632** Spyder Wheel Balancer Adapter
- 37-9955** MC205 Wheel Balancer Foam Pad
- 37-3156** MC205 19mm Shaft Kit with Cones, Sleeves

### BMW/HONDA 5-LUG REAR WHEEL BALANCE ADAPTER



**35-6631** BMW/Honda 5-Lug Rear Wheel Balance Adapter

35-6631

### LONG SHAFT KITS FOR MC2300 & COATS 775

**REPLACEMENT SLEEVES** Sold in pairs or each as indicated.

- 35-0976** 22mm Sleeve for Yamaha R1, R6
- 35-0962** 35mm Sleeve for Yamaha R1, R6, FZ1
- 35-8707** 27mm Sleeve for Honda GL1800
- 35-8708** 50mm Sleeve for Honda VFR800
- 35-9697** Hubless wheel mounting set
- 35-0963** 15mm pair\*
- 35-0964** 16mm pair\*
- 35-0969** 17mm pair\*
- 35-0957** .750"(19mm) pair\*
- 35-0970** 20mm pair\*
- 35-0972** 25mm pair\*
- 35-8995** 1" (25.40mm) pair\*
- 35-0977** 28mm pair\*
- 35-9030** 30mm pair\*
- 35-9031** 32mm pair\*



**35-6632**  
SPYDER WHEEL  
BALANCER ADAPTER



**35-6630**  
BMW CONE SET

### K&L MC310 THREE-IN-ONE TRUING STAND

The three-in-one truing stand from K&L Supply helps you make the most of your workspace. This tool allows you to perform the following:

- Build and true spoke wheels
- Check for runout on crankshafts, wheels and fork tubes
- Balance spoke and mag wheels

The MC310 features rugged construction throughout with ease of use being given priority. UPS shippable, F.O.B. San Jose, California.

**NOTE: DOES NOT INCLUDE DIAL INDICATOR.**

- 35-9573** K&L MC310 Three-In-One Truing Stand  
*35-9510 NOT INCLUDED WITH THE MC310*
- 35-8428** 2-1/4" Dial Indicator Gauge only, 0" - 2-1/4" range in .001" increments
- 35-8447** Metric Dial Indicator Gauge only 0 - 5mm range in .01mm increments
- 35-9577** MC310 Indicator Arm Assembly
- 31-9624** MC310 Replacement Bearing FR67. (top rail bracket near pins)
- 31-9625** MC310 Replacement Bearing 6001ZZ (lower rail bracket)
- 35-9510** Replacement Tapered Wheel Cone only  
*NOT INCLUDED WITH THE MC310*
- 32-2479** Balance Shaft with Centering Cones



35-9573

THREE-IN-ONE



32-2479  
NOT INCLUDED WITH THE MC310

### K&L MC300 WHEEL BALANCE STAND

This portable wheel balancing stand from K&L Supply works on all motorcycle wheel sizes from 14" to 21" wheels. Wheel can be mounted on optional balance shaft for static balancing of wheels. The frame rails can be adjusted for narrow or wide wheels. Lightweight, zinc plated press steel frame. Sold each.

- 35-8255** MC300 Wheel Balance Stand  
(Similar to 35-8621, with only rollers)
- 32-2479** Optional Balance Shaft with Tapered Wheel Cones (Black)



32-2479

35-8255

### K&L MC305 WHEEL TRUING & BALANCE STAND

This portable wheel truing stand from K&L Supply works on all motorcycle wheel sizes from 14" to 21" wheels. Wheel can be mounted on adjustable centering cones or ball bearings (using axle) for truing and static balancing of wheels. Frame rails can be adjusted for wide rims/wheels. Lightweight, zinc plated press steel frame. Sold each.

- 35-8621** K&L MC305 Wheel Truing & Balance Stand
- 35-9510** Replacement Tapered Wheel Cone only
- 32-2479** Optional Balance Shaft with Tapered Wheel Cones (black)



35-8621

### K&L 14MM SHAFT LOCK COLLARS

These lock collars from K&L Supply work in conjunction with pre-threaded set screws to hold the cones/sleeves in place once aligned. Black powder coated. Sold in pairs.

- 37-3839** K&L 14mm Shaft Lock Collars



**SPOKE WRENCHES**

Long reach spanner with four cornered ends to prevent slipping and rounding of the nipple. Comes in two sizes for most spoke applications.

**35-8922** 6.5 x 6.8mm

**35-1060** Spoke Wrench 5.0mm & 7.0mm



35-8922

**NYLON RIM PROTECTORS**

Designed to protect alloy rims from getting scratched by tire levers or tools while changing tires. **NOTE: MUST BE TRIMMED FOR ATV USE.**

**35-9137** Nylon Rim Protectors. (pair)



35-9137

**TIRE IRON W/ RIM PROTECTOR**

This 380mm tire iron has a slender curved shape for easy use. It comes complete with a replaceable plastic protector to protect the rims surface

**35-0772** Tire Iron w/ Protector

**35-0773** Replacement Protector



35-0772

**SPOON STYLE TIRE IRONS**

Sold each. Three styles available

**35-0770** Terry Cable Ultimate Tire Iron - With a plastic handle. Overall length is 10" long. **Made in U.S.A.**

**35-0771** Terry Cable Ultimate Mighty Tire Iron - With a machined aluminum handle. Overall length is 16" long. **Made in U.S.A.**



35-0771

35-0770

**TIRE LEVERS**

Available in the following lengths:

**35-5093** M.P. 8-1/2" Enduro Pro Tire Iron Set with storage pouch

**35-1006** 15" Curved Cast Alloy Steel (silver) Sold each.

**35-1005** 16" Forged Alloy Steel (silver) Sold each.



35-1005

35-1006

35-5093

**BEADPRO TIRE BEAD BREAKER & LEVER TOOL SET**

- Breaks the bead on most street/off road motorcycle tires
- Integrated tire spoons for quick tire removal and installs
- Light weight and compact size - 9ozs. for set of 2

**35-1007** BeadPro Tire Bead Breaker and Lever Tool Set.



35-1007

**TIRE IRON ASSORTMENT**

Contains one each of Motion Pro 8-1/2", 11" and 16" tire irons.

**35-1053** Assortment Three Tire Irons

**35-7875** 8-1/2" Tire Irons card/10

**35-7894** 16" Steel Tire Irons each



35-1053



35-7875

**ERGO SPOKE WRENCHES FROM MOTION PRO**

- Unique combination wrench has 3-sided, Open & Semi-closed ends
- Use the Open end for quick adjustments of spoke nipples and the Semi-closed end for those hard to turn nipples which require more torque.
- Specially designed ergonomic handles allows larger turning radius along with excellent grip & feel.
- Polished finish
- Limited Life Time Warranty & Patent Pending

**35-5871** Ergo Spoke Wrench - Set (Qty-1 ea. listed)

**35-5872** Ergo Spoke Wrench - 5.0mm

**35-5873** Ergo Spoke Wrench - 6.0mm

**35-5874** Ergo Spoke Wrench - 6.3mm

**35-5875** Ergo Spoke Wrench - 6.5mm

**35-5876** Ergo Spoke Wrench - 6.8mm

**35-5877** Ergo Spoke Wrench - 7.0mm

**35-5878** Ergo Splined Spoke Wrench

35-5878

**6 IN 1 SPOKE WRENCH**

**35-8222** Universal Spoke Wrench. 6 sizes, 6.46/6.05/5.64/5.37/4.90/4.30 mm.



35-8222

**EXCEL ADJUSTABLE SPOKE TORQUE WRENCHES**

Excel's new lightweight aluminum bodied Spoke Torque Wrench takes the guessing and fatigue out of building wheels and maintaining the desired tension of your spokes. Tightens all spokes identically to proper torque setting to maximize the highest strength capacity and reduce the likelihood of rim/hub/spoke breakage. Excel's Torque Wrench is easily adjustable with a range of 15-60 inch-lbs. Excel's Torque Wrench kit comes with 5 heads in the most common sizes, including the spline drive head. Additional and replacement heads are available in sizes ranging from 5.1 to 6.9 mm. Comes in handy black composite storage box.

**35-3192** Spoke Torque Wrench

**35-3199** 5.1 mm Adapter

**35-3200** 5.8 mm Adapter

**35-3201** 6.9 mm Adapter



35-3192

**TIRE VALVE STEM INSERTER**

Simplifies the installation of valve stems in tubeless tires.

**35-4107** Tire valve stem inserter

**TIRE VALVE STEM PULLERS**

For removing and installing rubber valve stem on mag wheels and ATV rims. Pulls tire valve stem without damaging stem. Sold each.

**35-8885** Wire stem with valve core remover





### OEM REPLACEMENT WHEEL WEIGHTS

OEM replacement in size & style. Sold Pk/10 as listed below.

HONDA®	OEM REFERENCE	WEIGHT	P/N
Honda Hurricane 600F (87-90)	42705-KT7-000	20 Grams	<b>32-3979</b>
SUZUKI®	OEM REFERENCE	WEIGHT	P/N
Suzuki Mag/GSXR 750	55411-00A00	10 Grams	<b>32-4003</b>
Suzuki Mag/GSXR 750	55412-45100	20 Grams	<b>32-4009</b>



**32-4003**  
SUZUKI MAG/GSX-R


### HARLEY-DAVIDSON® WHEEL WEIGHTS

Sold Pk/10 as listed below.

APPLICATION	WEIGHT	P/N
Harley-Davidson® Spoke weight	1/2 oz	<b>32-5174</b>
Harley-Davidson® Spoke (chrome weight)	1/4 oz.	<b>32-8500</b>



**32-8500**  
CHROME SPOKE



**32-5174**  
LEAD SPOKE

### K&L STEEL IMPROVED WEIGHTS

The same convenience of our lead stick-on weights in steel and available in 1/4 oz. and 5 gram sizes, these are your best alternative to lead. **\*\* NOTE: EACH STRIP CONTAINS 12 INDIVIDUAL SEGMENTS.**

COLOR	WEIGHT	3 STRIPS	360 PC BOX
Black	1/4 oz	<b>32-2428</b>	<b>32-8124</b>
Silver	1/4 oz	<b>32-2415</b>	<b>32-8109</b>
Chrome	1/4 oz	<b>32-2434</b>	<b>32-8126</b>
Black	5 gram	<b>32-2403</b>	<b>32-8090</b>
Silver	5 gram	<b>32-2413</b>	<b>32-8091</b>
Chrome	5 gram	<b>32-2398</b>	<b>32-8087</b>
Black (Small)	5 gram	<b>32-3495</b>	<b>32-3493</b>
Silver (Small)	5 gram	<b>32-3496</b>	<b>32-3494</b>
Chrome (Small)	5 gram	<b>32-3497</b>	<b>32-3499</b>



**32-2428**

**32-3493**



**32-2415**

**32-3494**

**IMPROVED 3M ADHESIVE  
NON-LEAD COMPLIANT!**

**32-2413**

**32-2398**



### K&L UNIVERSAL ANGLED SPOKE WHEEL WEIGHT

Sold pk/10. Made in Japan.

- 32-4091** Universal Angled Spoke Wheel Weight 10G TIN
- 32-4109** Universal Angled Spoke Wheel Weight 20G TIN
- 32-4115** Universal Angled Spoke Wheel Weight 30G TIN



**32-4109**

### K&L WHEEL WEIGHTS

Sold pk/10.



KAWASAKI®	WEIGHT	MATERIAL	P/N
Kawasaki Mag	10 Grams	Steel	<b>32-3574</b>
Kawasaki Mag	20 Grams	Steel	<b>32-3575</b>
Kawasaki Mag	30 Grams	Steel	<b>32-3576</b>



**32-3574**



**32-3575**



**32-3576**

### TIN SPOKE WHEEL WEIGHTS

Lead free spoke style wheel weights, Available in 3 sizes. Sold pk/10.

- 32-3528** 10 Grams
- 32-3529** 20 Grams
- 32-2530** 30 Grams



### K&L OEM REPLACEMENT SPOKE WHEEL WEIGHTS

Made in Japan. **NON-LEAD COMPLIANT!** Sold pk/10.

- 32-3593** Honda/Kawasaki Spoke Wheel Weight 10G TIN
- 32-3594** Honda/Kawasaki Spoke Wheel Weight 20G TIN
- 32-3602** Honda/Kawasaki Spoke Wheel Weight 30G TIN



**32-3593**



**32-3594**



**32-3602**

## WHEEL WEIGHTS

Sold pk/10. Made in Japan.

KAWASAKI®	OEM REFERENCE	WEIGHT	P/N
Kawasaki Mag VN1600B1	41075-0004	10 Grams	<b>32-4054</b>
Kawasaki Mag VN1600B1	41075-0005	20 Grams	<b>32-4055</b>
Kawasaki Mag VN1600B1	41075-0006	30 Grams	<b>32-4056</b>
Kawasaki Mag ZX1000C1	41075-0007	10 Grams	<b>32-4070</b>
Kawasaki Mag ZX1000C1	41075-0008	20 Grams	<b>32-4073</b>
Kawasaki Mag ZX1000C1	41075-0009	30 Grams	<b>32-4078</b>
Kawasaki Mag VN1600D1	41075-0014	10 Grams	<b>32-4079</b>
Kawasaki Mag VN1600D1	41075-0015	20 Grams	<b>32-4084</b>
Kawasaki Mag VN1600D1	41075-0016	30 Grams	<b>32-4087</b>

SUZUKI®	OEM REFERENCE	WEIGHT	P/N
Suzuki Mag GSXR1000	43222-73H10	10 Grams	<b>32-4054</b>
Suzuki Mag GSXR1000	43224-73H10	20 Grams	<b>32-4055</b>
Suzuki Mag GSXR1000	43226-73H10	30 Grams	<b>32-4056</b>

YAMAHA®	OEM REFERENCE	WEIGHT	P/N
Yamaha Mag FJR1300	5MT-25398-00-00	10 Grams	<b>32-4070</b>
Yamaha Mag FJR1300	5MT-25398-10-00	20 Grams	<b>32-4073</b>
Yamaha Mag FJR1300	5MT-25398-20-00	30 Grams	<b>32-4078</b>



## K&L NO-LEAD SPOKE WHEEL WEIGHTS KIT

This kit has all 4 sizes of our popular spoke type wheel weights in both Silver and Chrome finishes.

**32-7035** K&L No-Lead Spoke Wheel Weight Kit

Kit contains: 1pack of each type below. Sold pk/10  
**NON-LEAD COMPLIANT!**

- 32-7036** Spoke Wheel Weight Silver/Zinc, 1/4 oz.
- 32-7037** Spoke Wheel Weight Silver/Zinc, 1/2 oz.
- 32-7041** Spoke Wheel Weight Silver/Zinc, 3/4 oz.
- 32-7047** Spoke Wheel Weight Silver/Zinc, 1.0 oz.
- 32-7091** Spoke Wheel Weight Chrome/Zinc, 1/4 oz.
- 32-7092** Spoke Wheel Weight Chrome/Zinc, 1/2 oz.
- 32-7093** Spoke Wheel Weight Chrome/Zinc, 3/4 oz.
- 32-7094** Spoke Wheel Weight Chrome/Zinc, 1.0 oz.



**32-7035**



**32-7036**

**32-7037**

**32-7093**

**32-7094**

## SPOKE WHEEL WEIGHT HAMMER

Special hammer for reaching behind the disc rotor when installing or removing spoke type wheel weights.

**35-6346** Spoke Wheel Weight Hammer




**35-6346**

## WHEEL WEIGHT SCRAPER

Easily removes most stick-on type wheel weights. Sold in 3 pk

**35-0364** Wheel Weight Scraper



**35-0364**

## SPOKE WHEEL WEIGHT REMOVER TOOL

Designed to allow the tech to place the split tang of the tool between the rim and the weight and tap it off the nipple with the **35-6346**

**35-0507** Spoke Wheel Weight Remover Tool



**35-0507**

## AXLE REMOVER TOOL

This handy flat ended punch easily removes most axle sizes. Shaft is 6" long and 3/8" O.D.

**35-4112** Axle Remover Tool



**35-4112**

## MAG WHEEL WEIGHT INSTALLATION/REMOVER TOOL

Installs mag wheel weights without damaging rim.

**35-4110** Mag Wheel Weight Installation Tool



**35-4110**

## TIRE VALVE DEALER ASSORTMENT KIT

Here's an easy way to be ready for whatever wheel rolls in your shop. This new assortment includes Metal, Rubber and Aluminum tire valve stems along with our most popular styles of caps and cores. Kit Includes the following:

JS430 Metal Stem, Straight, long	TV430 Metal Stem, Straight, short 14 & 16mm
PVR59A Metal Stem, 90° bend	Chrome Valve Stem Caps
PVR70M Rubber Stem, 90° bend	Green plastic caps (Denotes Nitrogen Fill)
TR412 Rubber Stem	Black Plastic replacement caps
TR413 Rubber Stem	Valve Stem Cores #9000 short
8mm Aluminum Stem, 90° bend	10mm Aluminum Stem, 90° bend
8mm Aluminum Stem, Straight, long	10mm Aluminum Stem, Straight, long
Metal Stem, Straight, long with Acorn cap	4 in 1 Valve Stem Repair Tool

32-7208



**32-7208** Tire Valve Dealer Assortment Kit

## ALUMINUM TIRE VALVE STEMS

Sold each.

- 32-5413** 8mm Aluminum Stem, Straight, long. Ducati & Triumph street
- 32-2977** 10mm Aluminum Stem, Straight, Silver
- 32-2978** 8mm Aluminum Stem Base 90° bend, Silver
- 32-2987** 8mm Aluminum Stem Base 90° bend, Black
- 32-2993** 10mm Aluminum Stem Base 90° bend, Blue
- 32-3034** 10mm Aluminum Stem Base 90° bend, Black
- 32-3037** 10mm Aluminum Stem Base 90° bend, Gold
- 32-5421** 10mm Aluminum Stem Base 90° bend, Silver



## K&L TIRE VALVE STEMS

Original Equipment replacement.

**Made in Japan.** Sold each.

- 32-8224** JS430 Metal Stem, Straight, long 8mm Kawasaki & Yamaha Street
- 32-8209** PVR59A Metal Stem Base, 90° bend, with safety cap 8mm Yamaha Street
- 32-8225** PVR70 Rubber Stem Base, 90° bend, with safety cap Honda & Yamaha Street
- 32-8231** PVR70M Rubber Stem Base, 90° bend, with safety cap Honda Street
- 32-8223** TR412 Rubber Stem Base, with safety cap Honda, Kawasaki, Suzuki, & Yamaha ATV/Street
- 32-8212** TR413 Rubber Stem Base, with safety cap Suzuki Street



## METAL VALVE STEMS

For Tubeless Tires. Sold in pk/6 and each.

- 32-8218** Metal Stem, Angled, 10mm diameter pk/6
- 32-8218S** Metal Stem, Angled, 10mm diameter each
- 32-8207** Metal Stem, Straight, short 14 & 16mm diameter pk/6
- 32-8251** Metal Stem, Straight, 8mm diameter each
- 32-8217** Metal Stem, Straight, long 8mm diameter pk/6
- 32-8217S** Metal Stem, Straight, long 8mm diameter each



## VALVE STEM CORES

Sold pk/50.

**32-8214** #9000 Short



## VALVE STEM CAPS

- 32-8195** Chrome cap pk/100
- 32-8196** Chrome cap pk/25
- 32-9988** Green plastic cap. (Denotes Nitrogen Fill) pk/100
- 32-9989** OEM plastic replacement cap. pk/100



## RUBBER VALVE STEMS

- 32-8219** TR413 Straight-Industry pk/6 Fits 453 rim holes, length: 1.250"
- 32-8210** TR412 ATV Short Tire Valve Stem pk/5



## MOTION PRO VALVE CORE TOOL

Allows for easy removal and installation of valve cores in tube or tubeless tubes. Sold each.

**35-7980** Motion Pro Valve Core Remover



## MOTION PRO VALVE CORE

**35-7981** Motion Pro Valve Core



## 4 IN 1 TIRE VALVE STEM REPAIR TOOL

Four function tool inserts and removes cores, repairs inner valve stem threads and chases outer threads. Sold each

**35-4193** 4 in 1 Tire Valve Stem Repair Tool





### DIGITAL TIRE PRESSURE GAUGE

This digital tire pressure gauge eliminates the inaccuracy of traditional gauges. The easy-to-read back-lit display will show PSI, BAR, and kPa. Accurate up to +/- 1 psi.

**35-8122** Digital Tire Pressure Gauge



### HEAVY DUTY TIRE INFLATOR W/ PRESSURE SCALE

- 12 inch flexible hose with brass fittings
- Protective sleeve over dial tube
- Heavy chrome plated casting
- 1 - 0120 PSI gauge
- Hose size: 3/8 inch

**35-8123** Heavy Duty Tire Inflator w/ Pressure Scale



### MOTION PRO PROFESSIONAL LIQUID FILLED AIR PRESSURE GAUGE

- Pressure range of 0-60 psi is ideal for checking sport bike tires
- Liquid filled 2.5 in. dial gauge with protective rubber boot
- Accurate to plus/minus 1.5 percent of maximum gauge reading
- Blue anodized 6061 T-6 body with pressure relief valve
- High pressure hose with dual swivels and brass ball type air chuck

**35-8836** 0-60 psi Liquid Filled Pressure Gauge



### MOTION PRO LIQUID FILLED AIR PRESSURE GAUGE HOLDER

Aluminum Gauge holder designed for use with Motion Pro Liquid Filled Tire Gauges. Magnet on back allows for quick mounting to any metal surface or it can be used without magnet for permanent mounting. Eye catching number plate graphics with space for personalized race numbers.

**35-8849** Motion Pro Air Gauge Holder



### DIGITAL TIRE PRESSURE GAUGE 0-60 PSI

- Continuous pressure reading, no need to reset bleed valve
- Four selectable scales (PSI, BAR, KG-CM2, kPa)
- Large easy to read display with back light for low light apps
- High flow push button bleeder valve for precise pressure adjustment

**35-9265** Digital Pressure Gauge



### LONG REACH INFLATION GAUGE

This deluxe tire pressure inflator gauge has a pressure range of 10-120 lbs. and comes with a 72" flexible hose with straight dual-foot chuck and a built-in bleeder valve. The extra-long hose allows techs to inflate tires that are being filled in a tire cage. **(37-8483)**. Sold each.

**NOTE: YOU MUST USE THE BALL FOOT CHUCK WITH SAFETY CLIP (P/N: 35-7841) TO LOCK ONTO VALVE STEM**

**35-8147** Long Reach Inflation Gauge



### BALL FOOT CHUCK

Sold each.

**35-7753** Standard tire filler Chuck

**35-7841** Ball Foot Chuck with safety clip



### ACCU-GAUGE DELUXE PRECISION TIRE PRESSURE GAUGES

#### 14" FLEXIBLE HOSE WITH PUSH BUTTON VALVE RELEASE AND ANGLED CHUCK

**35-9275** 0 - 15 PSI

**35-9276** 0 - 60 PSI

**\*DIAL GAUGES SHIPPED UPS GROUND ONLY.**



**35-9276**

### ACCU-GAUGE DELUXE PRECISION TIRE PRESSURE GAUGES

#### DIAL TYPE W/ PUSH-BUTTON VALVE RELEASE AND ANGLED CHUCK

Solid brass precision movement with bronze bourdon tube, (not piston plunger type). Packaged in display card.

**35-9273** 0 - 15 PSI

**35-9274** 0 - 60 PSI

**\*DIAL GAUGES SHIPPED UPS GROUND ONLY.**



**35-9274**

### ACCU-GAUGE DELUXE PRECISION TIRE PRESSURE GAUGES

#### RUBBER SHOCK ABSORBER COVER

Fits all Accu-Gauges. Protects gauge from breakage if dropped.

**35-9277** Rubber Shock Absorber Cover



**35-9277**

### SYRACUSE PENCIL TIRE PRESSURE GAUGES

**Made in the U.S.A.** Three top quality models available. Dual calibrated in PSI and kPa. Durable and easily carried. Sold each carded and display assortment with 10 gauges.

**35-0446** 1 - 20 psi. & 10 - 135kPa in 1/2 lb. increments

**35-0447** 10 - 50 psi. & 75 - 340kPa in 1 lb. increments (precision accurate to within 2 psi)

**35-0448** 0 - 50 psi. & 75 - 340kPa in 1 lb. increments (precision accurate to within 1 psi)



**35-0446**

**RIM LOCKS** Available for the following rim sizes:**32-1045** 1.60"**32-1046** 1.85"**32-1047** 2.15"**32-1048** 2.75"**ALLOY DIE CAST RIM LOCKS**

Aluminum body with molded rubber flap. Locks tires securely to rims. Sold each.

**32-1049** 1.60"**32-1050** 1.85"**32-1051** 2.15"**32-1059** 2.50"**MOTION PRO RIM LOCK NUTS**

Motion Pro rim lock nuts are made from aluminum with a 12mm hex head and will fit on any 8mm rim lock stud. The threads reach further down the extension, making removal and installation quick and easy. Now found on some new motocross models.

**32-0942****32-0942** Rim Lock Nuts**MOTION PRO "LITELOC" RIM LOCKS**

- One piece design of high-strength nylon composite
- Super light and impact resistant
- Includes the Motion Pro aluminum LiteLoc rim lock nut and beveled washer
- Tested 10 to 20 percent stronger than cast aluminum rim locks at half the weight
- Patented design

**32-8842****32-8842** Motion Pro "Lite Loc" Rim Locks (1.60)**32-8843** Motion Pro "Lite Loc" Rim Locks (2.15)**MOTION PRO "ARMOR" RIM TAPE**

- Ultra tough and durable material protects tubes
- Won't shift or move like rubber rim strips
- Self-adhesive backed for easy no mess installation
- Pre cut hole for valve stem
- Protects inner tube like no other rim strip
- For 18-21" rims

**32-8844****32-8844** Armor Rim Tape 21"**32-8845** Armor Rim Tape 18-19"**RIM STRIPS**

Another tire room staple, now available from K&L Supply!  
8" to 12" strips are 25mm in width. 14" to 21" are 30mm in width.

**NOTE: SOLD IN PACK OF 12 ONLY****32-6625** 8 in, Center Valve **32-6679** 16/17 in, Center Valve**32-6626** 10 in, Center Valve **32-6680** 16 in, Side Valve**32-6627** 12 in, Center Valve **32-6681** 18/19 in, Center Valve**32-6678** 14/15 in, Center Valve **32-6682** 20/21 in, Center Valve**32-6625**



SINCE 1968

THE BEST  
IN THE  
INDUSTRY



***SERVICE CENTER  
SECTION-3***

**SHOP EQUIPMENT, TOOLS & SUPPLIES**

**SERVICE CENTER**

### K&L WHEEL BEARING REMOVER SET

Eight piece set includes 10/12/15/17/20/25mm split collar adapters with small and large driver rod. Split collar design.

**35-9654** Wheel Bearing Remover Set



35-9654

### MOTION PRO® WHEEL BEARING REMOVER SET FOR H-D®

Three piece set includes 3/4", 1" split collar adapters and large driver rod. Split collar design.

**35-5550** Motion Pro Wheel Bearing Remover Set for H-D®



35-5550

### EXCEL ADJUSTABLE SPOKE TORQUE WRENCH

Excel's new lightweight aluminum bodied Spoke Torque Wrench takes the guessing and fatigue out of building wheels and maintaining the desired tension of your spokes. Tightens all spokes identically to proper torque setting to maximize the highest strength capacity and reduce the likelihood of rim/hub/spoke breakage. Excel's Torque Wrench is easily adjustable with a range of 15-60 inch/lbs. Excel's Torque Wrench kit comes with 5 heads in the most common sizes, including the spline drive head. Additional and replacement heads are available in sizes ranging from 5.1 to 6.9 mm. Comes in handy black composite storage box.

- 35-3192** Spoke Torque Wrench
- 35-3199** 5.1 mm Adapter
- 35-3200** 5.8 mm Adapter
- 35-3201** 6.9 mm Adapter



35-3192

### MASTER BEARING DRIVER SET

This 15 pc set includes drivers from 10 to 72 mm and includes plastic storage case.

**35-6890** Bearing Driver Set



### BEARING RACE & SEAL DRIVER

Insert bearing races quickly and straight on the first try. Six disc sizes fit most bearing sizes. To install (drive) seals, turn discs over. Eliminates damage to bearing races. Seven piece kit includes driver handle and the following disc sizes: 40, 45, 50, 59, 63, and 65mm.

**35-9268** Bearing Race & Seal Driver



35-9268

### MOTION PRO® SEAL/BEARING RETAINER TOOLS

Designed to remove & install the rear wheel seal/bearing retainer nut on Honda CR's and XR's. Precision design prevents damage to the retainer nut. 22mm external hex head and 3/8" square drive.

- 35-8021** 44mm CR Seal/Bearing Retainer Tool. For use on Honda CR125/250R 84-86, 89-99 and CR500R 84-86, 89-01.
- 35-8049** 47mm CR Seal/Bearing Retainer Tool. For use on Honda CR125/250R 87-88, 00-02 and CR500R 87-88.
- 35-7999** XR Seal/Bearing Retainer Tool. For use on Honda XR250R 84-91, XR350R 83-85, XR500R 81-84, XL600R 83-87, XR600R 85-00 and XR650L 93-00.



35-8049


35-7999

35-8021

### ATV BALL-JOINT SOCKET

This tool is designed to remove and install nut on Yamaha YFM350X Warrior.

**35-8581** ATV Ball-Joint Socket (YM-01405)



35-8581



## NITROPRO® NTO-200 NITROGEN TIRE TOP-OFF SYSTEM

The NitroPRO® NT-200 is the Professional solution for single tire Nitrogen conversion and Top-off applications. The NitroPRO® NT-200 membrane performs consistently over a wide temperature range and will not deteriorate in garage environments. The polymer Membranes are fully aged and stabilized before factory shipment to maximize and maintain The NitroPRO® NT-200's high Nitrogen purity and performance for the life of the cartridge. The NitroPRO® NT-200 is the perfect tool for these Nitrogen Inflation applications:

- Individual Tire applications/conversions
- Tire top-Offs
- Motorcycle, ATV, UTV's (Suspension & Tires)
- Bicycles, Lawn & Garden Equipment & RV's

### THE NITROPRO® NT-200 SPECIFICATIONS:

- Inlet Pressure: 160 psi (MAX)
- Max Tire Pressure: 50% of Inlet Pressure
- Temperature range: -4°F to 122°F
- Nitrogen Capacity: 1.8 CFM@ 68F (@145 psi Inlet Pressure)
- N2 Purity: 95% (average)
- Overall Weight: 2.6lbs
- Dimensions: 25.2" x 9.1" x 3.5"

**35-4879** NitroPRO® NT-200 Filling Wand



## MOTION PRO® NITROGEN SHOCK GAUGE

Precision calibrated gauge with bleed valve and plunger pin chuck for accurate pressure adjustment.

*(DOES NOT CONNECT TO NITROGEN CYLINDER)*

**35-5963** Motion Pro® Nitrogen Shock Gauge for checking and adjusting pressure.

**35-5988** Nitrogen Needle: used to charge shocks with self-sealing rubber valves—(some Yamaha & Ohlin models) Adapts to 35-5963 Nitrogen Shock Gauge by replacing hose.



35-5963

## K&L REGULATED NITROGEN FILLING SYSTEM

Nitrogen filling system with regulator to precisely control pressurization. High pressure schrader extension allows access to recessed schrader valves; 350 psi max. output is limited by an ASME certified relief valve. High pressure schrader adapter completes the system.

*NITROGEN TANK NOT INCLUDED*

**37-9907** K&L Regulated Nitrogen Filling System



37-9907

## K&L MOBILE BENCH

Use as a combination workbench, tear-down table and tool storage facility. Table comes with heavy duty 4" casters (2 rigid & 2 locking swivel). The Table top features a drain hole. Shipping weight: 170 lbs.

**37-2928** K&L Mobile Bench-Blue

**37-2924** K&L Mobile Bench-Red



**37-2924**  
RED MOBILE BENCH



**37-2928**  
BLUE MOBILE BENCH

## ESI™ INFRARED THERMOMETER

This easy to use instrument makes reading temperature easy and safe. Just aim the built in laser pointer to the object you are reading, and squeeze the trigger to take your reading. Radiators, Tires, Brakes and Cylinder Head temperatures are just a few of the things that can be checked with this high quality unit. Includes carrying case. One year warranty. Range: -58 to 1022°F (-50 to 500°C)



**35-0528** EST-65 Infrared Thermometer

## SCHRADER TO NEEDLE ADAPTER

For suspension systems which use a self sealing bladder. Features a schrader inlet with a needle holder outlet.

**37-5930** Schrader to Needle Adapter



37-5930

## HIGH PRESSURE SCHRADER VALVE CORES

Pack of 10 high pressure schrader valve cores. Rated to 550 psi.

*NOTE: STANDARD CORES SHOULD NOT BE USED DUE TO THEIR 200 PSI RATING.*

**37-9920** High Pressure Schrader Valve Cores



37-9920

## HIGH PRESSURE SCHRADER VALVE EXTENSION

High pressure schrader valve extension. 1" effective length extension for use with 37-9907 N2 system. Allows access to recessed schrader valves. Rated in excess of 600 psi.

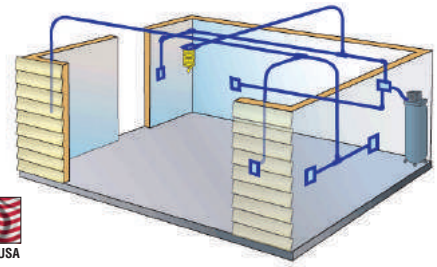
**37-9913** High Pressure Schrader Valve Extension



37-9913

## RAPIDAIR® COMPRESSED AIR ROUTING SYSTEM

The RapidAir® system offers an easy and flexible way to customize any Service Department to your specifications. RapidAir® is a complete compressed air distribution system that easily installs beneath walls of new buildings, or on wall surfaces of existing shops. This compressed air piping system is designed for a lifetime of service. Imagine putting air lines exactly where you want them, just like electrical outlets, with no more dragging hoses across the shop to your work area. Even better, no special tools are required. Simply push the tubing into the fitting until seated; tubing is removed by pushing on a release button.



### BENEFITS:

- No special tools/skills needed for installation
- Can be run thru the wall for clean look (check local building codes before installation)
- Short installation time & inexpensive materials
- Corrosion free tubing and fittings
- Aluminum outlet blocks give a clean professional look

## AIR COMPRESSOR MANIFOLD

Starting point for your system. Includes 3/8in. NPT fitting to mount to air regulator. Can be configured for surface or hidden mounting. Includes four 3/8in. NPT straight fittings, 2 union elbows and a 3/8in. NPT plug.



**37-8798** Compressor Manifold

## MASTER START-UP KIT

This is the starting point for your own custom installation in one convenient package that includes the following:

- One Manifold Kit (**37-8798**)
- 2 Outlet Kits (**37-8797**)
- 100 ft of 1/2" line with tubing cutter (**37-8799**)

**37-8796** RapidAir Start-Up Kit

## AIR COMPRESSOR OUTLET

Outlet features a versatile design that allows user to configure outlet for wall or ceiling mount and hidden or surface mount. Includes 3/8in. NPT straight fitting, union elbow, hand valve, 1/4in. NPT nipple, 1/4in. NPT 45° fitting and 3/8in. NPT plug.



**37-8797** Air Compressor Outlet



## NYLON TUBING AIR COMPRESSOR LINE

- 100 ft roll comes with tubing cutter
- 150 psi working pressure
- Compressor oils do not effect line
- 1/2" outside diameter

**37-8799** Air Compressor Line, 100'



## FILTER/REGULATOR WITH GAUGE

Filter/Regulator units are Industrial quality Use when you need general filtration of dirt particles and moisture, along with regulated pressures

**37-3872** 3/8" Filter/Regulator W/Gauge, Rated @ 175PSI

**37-8784** 3/4" Filter/Regulator W/Gauge, Rated @ 175PSI



**37-3772**

## RAPIDAIR® COUPLER

Industrial quality coupler with safety push button quick release.

**37-8768** Rapid Air Coupler, 1/4" FNPT, Safety Push, Industrial 30CFM

**37-8769** Rapid Air Coupler, 1/4" MNPT, Safety Push, Industrial 30CFM

**37-8771** Rapid Air Coupler, 1/2" NPT, Safety Push, Industrial 30CFM



**37-8768**



**37-8800**  
3/8 NPT STRAIGHT

**37-8813**  
UNION ELBOW

**37-8801**  
TEE FITTING



### 5 GALLON PORTABLE AIR TANK

Air to go! This tank is perfect to bring on site when you don't want long lengths of hose to trip over. Great to top off customers' tires without having to roll bikes into service. Make sure to have one of these in your Service Department, you'll be glad you did.

**37-8160** 5 Gallon Portable Air Tank



**37-8160**

### PORTABLE AIR TANK REPAIR KIT

This convenient kit includes the necessary parts to repair the **37-8160** portable air tank. Kit includes: Brass manifold, 0-200 psi gauge and 4 ft. air hose with filler chuck.

**37-8163** Portable Air Tank Repair Kit



### SAND BLAST CABINET WITH DUST COLLECTOR

Top and side door opening. Thick 18 gauge steel wall construction with steel legs. Cabinet is 37" wide x 25" depth x 59" height. Window measures 7" x 18". Uses 110V power. Trigger gun operation, 14CFM @ 90-100psi. **Made in U.S.A.** Shipping weight 175 lbs

**37-8347** Sand Blast Cabinet

#### OPTIONAL ACCESSORIES for 37-8347

- 35-5842** Aluminum Oxide-Fast cutting, hard - 50 lbs
- 35-8329** Glass Beads-Light, dust free - 50 lbs
- 37-8356** Glass Bead Media-100/170 grit - 50 lbs
- 35-8531** Recoil Air Hose, 12' length, yellow
- 35-8533** Recoil Air Hose 25' length, yellow with swivels



**37-8347**



### AUTOMATIC HOSE REEL

Hose withdraws freely from reel and retrieves quickly and positively. Ratchet holds hose at any desired length until released. Easily installed on ceiling, wall or floor. Shipping weight 22 lbs.



**35-8535**

**35-8535** Automatic Hose Reel with 50' of 3/8" hose.

### RECOIL NYLON AIR HOSE

Rated for working pressures to 200 PSI. Both ends swivel 360 degrees. Automatically retracts when not in use. Hose I.D. is 1/4" by 1/4" NPT swivel fitting.

**35-8531** Recoil Air Hose, 12' length with swivels

**35-8533** Recoil Air Hose, 25' length with swivels



**35-8533**



**35-8531**

### BALL FOOT CHUCK

Sold each.

**35-7753** Standard tire filler Chuck

**35-7841** Ball Foot Chuck with safety clip



**35-7753**



**35-7841**

### RUBBER TIPPED BLOW GUN *WITHOUT SAFETY BYPASS*

Excellent for cleaning delicate surfaces where a metal tip might scratch or otherwise harm critical areas. **CAUTION: DO NOT USE ON COMPRESSED AIR LINES WHERE PRESSURE AT THE GUN EXCEEDS 30 PSI.**

**35-8548** Rubber Tipped Blow Gun

**35-8549** Replacement Rubber Tip only



**35-8548**



**35-8549**

### AIR LINE FILTER

Provides effective filtration against liquid and solid particles entering compressed air systems. Sold each.

**35-8751** Air Line Filter





### K&L LIFT/WORK STAND ACCESSORY BRACKET

Work Stand Accessory Bracket Eliminates the need for any of the Park Tool mounting brackets. This Bracket slides into any K&L Lift with a square slot in the Lift platform! It is also designed to mount the K&L Gas/Fan Caddy (P/N:35-8166) to any K&L Lift!

**35-0181** K&L Lift/Work Stand Accessory Bracket



35-0181



35-0181

*THE K&L ACCESSORY BRACKET WITH THE WORK STAND IS PERFECT FOR JOBS LIKE INSTALLING FORK SEALS!*

### PIVOT SUSPENSION VISE

Designed to make suspension service simple and quick Holds shocks and forks securely while you change oil, re-valve, or change seals. Pivoting head holds parts in any position, with mechanical stops every 45 degrees. Aluminum Soft Jaw Vise holds cylindrically shaped parts utilizing a 4 point grip system

**35-8688** Pivot Suspension Vise



### PARK TOOL WORK STAND

The Work Stand is designed to safely and securely hold odd shaped components such as fork stanchions, sliders, carbs, rear shocks, pistons, etc. The 360° rotation of the clamp makes servicing from all angles a breeze. These Work stands feature adjustable clamping pressure for components up to 4 inches (100mm) in diameter. Non-marring, replaceable jaw inserts provide a firm grip on items up to 80 lbs.

**35-5997** PRS-3MLB Work Stand. Height Adjusts from 50 to 60 " Includes aluminum tool tray. **NOTE: BASE NOT INCLUDED.**

**35-5998** Floor Plate for 35-5997. Allows it to not be mounted to the floor.

**35-5999** Floor Plate for 35-5997. Allows stand to be mounted to any flat surface. **WILL NOT CONVERT PRS-3MLB TO A FREESTANDING UNIT.**

**35-5000** PRS-4M Bench Mounted Work Stand. Attaches easily to any flat surface. **(FASTENERS NOT INCLUDED)**


**35-4999** PRS-4WM Wall Mounted Work Stand. Designed to easily mount to any post or wall stud. **(FASTENERS NOT INCLUDED)**

**35-4990** Replacement Jaw Covers for all work stands shown (Sold in pairs)



35-5997 WORK STAND

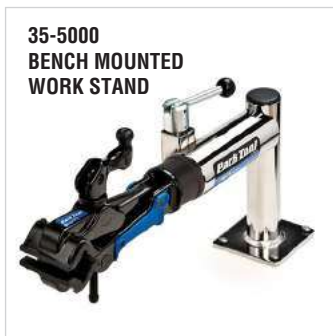
35-5998




35-4999 WALL MOUNTED WORK STAND



35-5999 BASE PLATE, SOLD SEPARATELY



35-5000 BENCH MOUNTED WORK STAND



35-5000

35-0181

*THE K&L LIFT/WORKSTAND ADAPTER SLIDES INTO ANY K&L LIFT THAT HAS THE SQUARE HOLES IN THE PLATFORM AND LOCKS WITH THE BOLTS (PROVIDED).*

### ADJUSTABLE FORK SEAL DRIVER

Adjustable fork seal driver Sold each.

**35-7998** Adjustable Fork Seal Driver fits 38mm to 52mm fork seals!

**35-7989** Adjustable Fork Seal Driver fits 26mm to 36mm fork seals!



**35-7989**  
26MM-36MM ADJUSTABLE



**35-7998**  
38MM-52MM ADJUSTABLE

### SPLIT FORK SEAL DRIVER FOR YAMAHA® V-MAX

Split fork seal driver fits 52mm fork seals used on 09-11 V-Max. Sold each.

**35-6466** Split Fork Seal Driver for V-Max



**35-6466**



52mm

### MOTION PRO® RINGER FORK SEAL DRIVER TOOL

Designed for easy installation of most fork seals on either conventional or inverted forks. The weight of each driver is approximately 25oz. Manufactured from CAD-II plated carbon steel and feature a split design. Sold individually. Made in U.S.A. Available in the following sizes:

<b>35-0943</b>	35-36mm	<b>35-1973</b>	45mm
<b>35-1965</b>	37mm	<b>35-0928</b>	46/47mm combo
<b>35-1967</b>	39mm	<b>35-0934</b>	49mm
<b>35-1970</b>	41mm	<b>35-0935</b>	50mm
<b>35-1972</b>	43mm		



**35-0943**

### MOTION PRO® FORK OIL LEVEL GAUGE

The perfect tool for the shop or home mechanic. This tool allows easy and accurate fork oil level measurement, adjustment and fine tuning.

**35-1974** Motion Pro Fork Oil Level Gauge



**35-1974**

### K&L ADJUSTABLE SPLIT FORK SEAL DRIVER SETS

Replace fork seals without removing the fork tube from the T-clamp.

**35-7521** Adjustable Split Fork Seal Driver Set (35mm - 46mm)  
Set includes: one Split Seal Driver and seven Seal Guides: 35mm, 36mm, 38mm, 41mm, 43mm, 45mm, & 46mm.

**35-7571** Large Adjustable Split Fork Seal Driver Set (47mm-50mm)  
Set includes: one Split Seal Driver and three Seal Guides : 47mm, 48mm, 49mm, & 50mm.

**35-7568** Adjustable Split Fork Seal Driver Set, Harley-Davidson® Set includes: one Split Seal Driver and three Seal Guides 35mm, 39mm, 41mm. Use for OEM H-D® KYB® & Showa® forks.

#### REPLACEMENT SEAL GUIDES (ADAPTERS) Sold each.

<b>35-7522</b>	35mm	<b>35-7560</b>	41mm	<b>35-7567</b>	47mm
<b>35-7523</b>	36mm	<b>35-7562</b>	43mm	<b>35-7572</b>	48mm
<b>35-7559</b>	38mm	<b>35-7538</b>	45mm	<b>35-7569</b>	49mm
<b>35-7566</b>	39mm	<b>35-7565</b>	46mm	<b>35-7570</b>	50mm

#### REPLACEMENT SPLIT SEAL DRIVERS Sold each.

**35-7576** Split Seal Driver-fits 35, 36, 38, 39, 41, 43, 45 & 46mm adapters

**35-7577** Split Seal Driver-fits 35-7567 (47mm), 35-7569 (49mm) & 35-7570 (50mm)



**35-7521**



### K&L 48MM SEAL DRIVER

Our most popular single-size split seal driver, fits many late-model dirt bikes with inverted forks. (YM-A0948-A)

**35-0948** K&L 48mm Split Driver



**35-0948**

### MOTION PRO® FORK SEAL BULLETS

These fork seal bullets protect the fork seal and wiper of inverted forks from damage by the bushing groove during installation. Eliminates the need to wrap the fork tube with tape. Sold as a six piece set.

**35-7578** Motion Pro Fork Seal Bullets.  
Includes six seal guides: 36mm Red, 41mm Blue, 43mm Green, 45mm Yellow, 46mm Black, and 47mm White



**35-7578**

EQUIPMENT & TOOLS

HARD PARTS

CARB & FUEL

IGNITION/ELECTRICAL

CONTROL

SUSPENSION

ACCESSORIES

MARINE

### SHOCK SEAL BULLET TOOL

"Bullet Tools" make seal head installation onto shafts quick and easy.


<b>35-8677</b>	TSSB125	12.5 x 10mm Shock Seal Bullet
<b>35-8678</b>	TSSB14	14 x 12mm Shock Seal Bullet
<b>35-8679</b>	TSSB16	16 x 12mm Shock Seal Bullet
<b>35-8685</b>	TSSB18	18 x 16mm Shock Seal Bullet
<b>35-8686</b>	TSSB1812	18 x 12mm Shock Seal Bullet



### FORK SPRING COMPRESSOR TOOL

This unique fork spring compressor is designed to work on most current sport bikes and road racers. It allows the spring to be compressed while the fork cap is removed from the rod. It can be used on or off the bike on most models.

<b>35-8680</b>	Fork Spring Compressor Tool TFSC01
<b>35-2764</b>	Soft-Face Protectors, set of 2



### SOFT-FACE PROTECTORS

These aluminum protectors help prevent damage to fork spring spacers. Designed to work with Race Tech TFSC01 Fork Spring Tool. (K&L# 35-8680). Sold in pairs



### SHOWA FORK CAP REMOVAL TOOL- MOTION PRO

For removing the fork cap and compression cartridge on twin chamber Showa forks found on late model Honda®, Kawasaki®, and Suzuki® off-road motorcycles. Outer ring fits 50 mm octagonal fork cap. Inner body holds cartridge so it can be removed from fork cap. Outer ring can be clamped in vise to hold fork cap securely while cartridge is being removed. Provides more secure grip on fork cap and cartridge, reducing risk of damage. Easier and faster to use than any other tool now available. Billet 6061 aluminum construction with anodized blue finish. 1/2 inch square drive



- Limited lifetime warranty
- Patent pending
- Made in USA

<b>35-4211</b>	Showa Fork Cap Tool
----------------	---------------------

### SHAFT HOLDING TOOLS (VISE INSERTS)

Holds fork damping rods, cartridges, shock shafts, etc. while servicing. **NOTE: MADE OF SOLID ALUMINUM.** Sold each.

<b>35-8672</b>	TFSH10 Shaft Holding Tool 10, 12, 12.5, & 14mm (For Damping Rods)
<b>35-8673</b>	TFSH14 Shaft Holding Tool 14, 16, & 18mm (For Shock Shafts)
<b>35-8674</b>	TFSH20 Shaft Holding Tool 20, 24, & 29mm (For 20 & 25mm Fork Cartridges)
<b>35-8675</b>	TFSH32 Shaft Holding Tool 32 & 35mm (For 28 & 32mm Fork Cartridges)



### ALUMINUM VISE INSERT



Aluminum Vise Insert provides a safe way to hold small suspension shafts and fittings securely without damage. Aluminum jaws have three machined openings to hold shaft from 7mm to 15mm. Bridge spring allows the tool to automatically open.

<b>35-4302</b>	Aluminum Vise Insert
----------------	----------------------



### FRONT FORK CAP SOCKET

Designed to remove and install Yamaha front fork caps with female hex head. Sold each.



### SHOCK SEAL HEAD SETTING TOOL

Allows easy removal and installation of all 40 - 46mm integral shock seal head assemblies.

<b>35-8676</b>	Shock Seal Head Setting Tool TSS01
----------------	------------------------------------



### OHLINS® FORK CAP TOOL

Special tool for Ohlins® brand forks with pin-type fork caps. Rubber cushion prevents damage when removing and installing the cap.

<b>35-7856</b>	Ohlins® Fork Cap Tool
----------------	-----------------------



### FORK DAMPER ROD TOOLS Sold each.

- 35-7995** Combination Damper Rod Fork Tool: Designed to hold the damper rod during assembly & disassembly of Honda XR400's or Suzuki DR-Z400S. One end features spanner type prongs for the XR400 and the other a 27mm hex for Suzuki.
- 35-1964** Combination Damper Rod Fork Tool: Designed for assembly and disassembly of most inverted Kayaba and Showa 41mm, 43mm, and 45mm forks. Use one end for Kayaba forks and the other for Showa forks. (not required for 91-92 Honda CR models) Replaces Yamaha YM-01423, Honda 07PMB-KZ4010A
- 35-01494** Fork Damper Rod Holder YM-01494 Yamaha KYB Off-Road Forks applications.
- 35-8578** YM-01418 Yamaha 43mm Kayaba Front Forks YZ125/250 (1988) YZ490 (88-90), TTR250
- 35-8537** Fork Damper Rod Tool - R6 YZFR-6 03-05 and R-6S 06-09
- 35-8579** Fork Damper Rod Holder YM-01506 (06-13), YZF-R1 (09-13). **DOES NOT FIT R6S 06-09**



- 35-8380** Damper Rod Holder 10-12.5mm
- 35-8580** YM-01434 Damper Rod Holder 11-16.5mm Yamaha Street XV1700, YZF-R1, YZF-R6 Yamaha Offroad YZ125/250 models (89-90)



### KTM® FORK CAP WRENCH

Fork cap wrench for WP forks with pin-type caps commonly found on KTM models.


- 35-7816** KTM Fork Cap Wrench



### BPF FORK HOLDING TOOL

This tool is used to hold the cartridge on Showa Big Piston Forks. These forks are found on late model sportbikes including 2009 and newer ZX-6R and GSX-R 1000 models

- 35-8379** BPF Fork Holding Tool



### K&L FORK DAMPER ROD BLEED TOOL SET

This tool threads on to damper rod and allows better control of bleeding. Works on most Japanese applications.


- 35-8703** K&L Fork Damper Rod Bleed Tool Set Includes 3 adapters: 9 x 1.0mm, 10 x 1.0mm, and 12 x 1.25mm



### FORK DAMPER ROD HOLDERS

Holds damper rod when disassembling and assembling front forks. Provides a positive means of holding the inner damper rod while removing the bolt from the bottom of the fork leg. Sold each.

- 35-8577** 24mm Hex YM-01328-Yamaha 38mm Kayaba forks, YZ125 (81-83), IT175 (82-83), IT250 (81-82) YZ250 (77-80), YZ400 (77-79), IT465 (81-82)
- 35-8572** 27mm Hex YM-01388, Fits: XVS650 V-Stars
- 35-8583** 29mm Hex YM-33962 Fits: TT600, V-Max(93-07)
- 35-8576** 30mm Hex YM-01327-Yamaha 43mm Kayaba forks, YZ125 (84-87), YZ250 (81-87) IT250 (1983) YZ490 (82-87)
- 35-8582** 32mm Hex YM-33289 32mm Hex Wrench
- 35-01525** 41MM Retainer Nut Wrench YM-01525 FJR1300 (03-12), XTZ12 Super Tenere (12-13)
- 35-0668** Tool 25-Kawasaki applications



### FORK CAP WRENCHES

- 35-7883** Fork Cap Wrench 46/50mm Applications: Honda CR250 (97-00), Suzuki RM125/250 (96-00). Also removes compression adjuster assembly on Suzuki RM125/250 (98-00).
- 35-7887** Fork Cap Wrench Application: Fits all YZ125, YZ250, YZ 250F, YZ450F models 05-14.



### SHOCK CLIP PICK



Here's a well-designed tool that makes removing shock retaining clips a safe and simple procedure. The hardened steel construction allows you to get behind the round wire clips without marring the shock body.

35-2535 Shock Clip Pick TSCP01

35-2535



### SHOCK PRELOAD NUT TOOL

This specially shaped tool is great for those bikes where a traditional preload wrench just won't fit. The tip of the tool is angled to properly fit into the notches of the preload collar.

35-6460 Shock Preload Nut Tool

35-6460



### SHOCK SPANNERS

Forged steel alloy tool used to loosen and tighten the shock ring nuts on rear shocks. Designed for shop or home use. Available in 40-45mm, 60-65mm, 80mm and 100mm sizes for most applications.

35-6462 Shock Spanner (40-45mm)

35-6464 Shock Spanner (60-65mm)

35-6467 Shock Lock Nut Wrench (80mm)

35-6468 Shock Lock Nut Wrench (100mm)



### HONDA ATC / MX SHOCK SPANNER WRENCH

This heavy duty tool is made of heat treated alloy and is designed for shop use. Fits Honda ATC200X, 250R, 350X, and MX models.

35-5971 Honda ATC / MX Shock Spanner Wrench

35-5971



### K&L RAZORBACK SHOCK SPRING TOOL

The Razorback is the Shock Spring Tool that does it all. Single Shocks, Dual Shocks, even Piggyback Reservoir shocks can be safely handled with this tool. Its safetygate system encloses the entire shock while the spring is being compressed, eliminating the chance of a spring breaking free under load. The Razorback even has a tab for clamping in your bench vise, making spring changes safe, simple, and profitable.

35-9406 Razorback Shock Spring Tool



### SHOCK SPRING COMPRESSOR

Provides easy removal and installation of most shock springs without touching the spring collars. Features safety shaft locking device.

35-8671 Shock Spring Compressor TSSC01





35-4288

### STEERING RACE REMOVER

Steering Race Remover makes head tube bearing race removal easy. Tool is designed to be pulled through the steering tube until the flared ends snap in behind the race. A blow on the tool head removes the race. Two sizes fit most bikes with bearing races from 25 mm. to 55 mm. I.D.

- 35-4509 Steering Race Remover 25-38 mm
- 35-4288 Steering Race Remover 38-55 mm

### STEERING STEM RACE PULLER

This tool expands to grab the steering race allowing the use of a drift punch to remove the race from the frame. 30 to 68mm range.

35-4506 Steering Stem Race Puller



35-4506

### STEERING HEAD RACE PULLER

- Designed to quickly/precisely remove bearing race from the steering head
- Design ensures bearing perfect pulls
- Works on tapered races - 47-52MM OD

35-4220 Steering Head Race Puller



35-4220

### STEERING RACE PRESS

Steering Race Press easily and accurately presses in steering stem races. Eliminates damage and misaligned bearing races. Helps prevent dented and chipped frames. The heat-treated bushings (included) provide a precise fit and alignment for most brands.

35-4287 Steering Race Press



35-4287

### STEERING BEARING INSTALLER

A new approach to steering bearing installation! This system utilizes specially designed aluminum inserts to quickly and accurately install lower steering bearings.

Simply choose the correct insert, slide the setting driver over the steering tube, and tap the bearing into place with a hammer. Comes with inserts & driver.

35-4544 Steering Bearing Installer Tool



35-4544



### BEARING RACE DRIVER SET

- Fits 12-25mm ID/32-47mm OD
- Quick changing for range combos

35-9470 Bearing Race Driver Set



35-9470

### STEERING HEAD BEARING RACE DRIVER

- Fits tapered bearings 41-42mm/47-48mm/51-52mm/55-56mm
- Innovative double sided drivers

35-9471 Steering Head Bearing Race Driver Set



35-9470

### BEARING RACE & SEAL DRIVER

Insert bearing races quickly and straight on the first try. Six disc sizes fit most bearing sizes. To install (drive) seals, turn discs over. Eliminates damage to bearing races. Seven piece kit includes driver handle and the following disc sizes: 40, 45, 50, 59, 63, and 65mm.

35-9268 Bearing Race & Seal Driver



35-9268

### STEERING STEM WRENCH

For loosening and tightening of steering stem nut. Spanner adjusts to fit most bikes.

35-9472 Steering Stem Wrench



35-9472

### ADJUSTABLE STEERING NUT WRENCH

Adjustable steering nut wrench for scooters and small dirt bikes. Small size fits in tight spaces.

35-7839 Adjustable Steering Nut Wrench



35-7839

### BEARING PACKER KITS

- 35-6900 Deluxe Bearing Packer
- 35-6911 Econo Bearing Packer



35-6900



35-6911

### KTM® HEIM JOINT TOOL BY MOTION PRO®

Removes and replaces KTM Heim joints (# 50304090044) or after market equivalents. Aligns Heim joint for easy installation, the built in stop correctly centers Heim joint in swing arm. Aligns and installs Heim joint seals. Handle includes retention o-ring to hold Heim joint adaptors and Heim joint bearing in p



**35-5845** Motion Pro® KTM® Heim Joint Tool

**35-5845**

### FOUR IN ONE HEX AXLE TOOL (ALUMINUM)

This Tool fits the internal hex on many late model sport bike axles and some dirt bikes. The light weight alloy tool is perfect for packing on trips. It features metric hex sizes of 17, 19, 22 & 24mm, and has 3/8 in. square drive on both ends. Sold each.



**35-3601** Four in one Hex Axle Tool

**35-3601**

### FOUR IN ONE HEX AXLE TOOL (STEEL)

This Tool fits the internal hex on many late model sport bike axles and some dirt bikes. It features metric hex sizes of 17, 19, 22 and 24mm, and has 3/8 in. square drive on both ends. The solid steel construction means it's much less prone to stripping the tool or the axle. Sold each.



**35-2297** Hex Axle Tool (Steel)

**35-2297**

### 9PC IMPACT ALLEN SET 6-19mm

Impact quality short allen socket set 6mm to 19mm sizes are great for tire changing and engine inspection plug removal. Short length helps prevent damage to soft aluminum inspection plugs. Wide range of sizes reduces tools needed during tire changes. Fits 6mm pinch bolt up to 19mm front axle in 1 set.



**35-4108** 9PC Impact Allen Set 6-19mm

**35-4108**

### HANDLEBAR AND SUBFRAME STRAIGHTENER

The Handlebar and Subframe Straightener is a versatile and innovative tool. Vinyl coating on the hook and the fulcrum pad helps protect all painted surfaces. Full 8 inches of adjustment with open hook design.

**35-4286** Handlebar & Subframe Straightener



**35-4286**



### CLUTCH HUB LOCK NUT DRIVER

4 lug design works on all clutch hub nuts. Compatible with normal driver tools.

**35-8763** 20MM Nut Driver

**35-8764** 24MM Nut Driver



**35-8763**

### CLUTCH HUB LOCK NUT DRIVER

- Work on clutch hub nuts
- 4 lug design

**35-8765** 32-36MM Nut Driver

**35-8766** 24-30MM Nut Driver



**35-8765**

### MOTION PRO SPANNER NUT SOCKETS

- Used for removal and installation of spanner (castle) lock nuts
- Premium quality high carbon steel
- Heat treated for strength and durability
- Durable hot black oxide finish

**35-8927** Spanner Socket : Suzuki Swing Arm Suzuki tool 09940-14970

**35-8928** Spanner Socket : Suzuki Frame Suzuki tool 09940-14980 and 09940-14990

**35-8929** Spanner Socket : Yamaha Frame Yamaha tool YM-01507

**35-8930** Spanner Socket : Kawasaki Frame Kawasaki tool 57001-1450 and 57001-1597

**35-8931** Spanner Socket : Honda Frame Honda tool 07VMA-MBB0100

**35-8933** Spanner Socket : Suzuki Swing Arm Suzuki tool 09940-14940



**35-8927**

**35-8929**

**35-8931**

**35-8928**

**35-8930**

**35-8933**

HONDA®	YEARS	MOTOR MOUNT	SWING ARM
CBR600RR	07-14	<b>35-8931</b>	—
CBR1000RR	08-14	<b>35-8931</b>	—

KAWASAKI®	YEARS	MOTOR MOUNT	SWING ARM
ZX600J Ninja ZX-6R	00-04	<b>35-8930</b>	—
ZX600J ZZR600	05-08	<b>35-8930</b>	—
ZX600K/M/N ZX-6RR	03-06	<b>35-8930</b>	—
ZX600P/R ZX-6R	07-12	<b>35-8930</b>	—
ZX636B/C/D ZX-6R	03-06	<b>35-8930</b>	—
ZX636E ZX-6R	13-14	<b>35-8930</b>	—
ZR750L Z-750 (European)	07-10	<b>35-8930</b>	—
ZX900F ZX-9R	02-03	<b>35-8930</b>	—
KLZ1000A Versys (European)	12-14	<b>35-8930</b>	—
ZR1000A Z-1000	03-06	<b>35-8930</b>	—
ZR1000B/D Z-1000	07-13	<b>35-8930</b>	—
ZX1000C/D ZX-10R	04-07	<b>35-8930</b>	—
ZX1000E/F ZX-10R	08-10	<b>35-8930</b>	—
ZX1000G Ninja 1000	11-13	<b>35-8930</b>	—
ZX1200C ZZR1200	2002	<b>35-8930</b>	—
ZG1400A/B/C/D Concours	08-13	<b>35-8930</b>	<b>35-8930</b>
ZX1400A/C/E ZX-14R	06-13	<b>35-8930</b>	<b>35-8930</b>

SUZUKI®	YEARS	MOTOR MOUNT	SWING ARM
GSX-R600V-K2	97-02	<b>35-8928</b>	—
GSX-R600K3-K5	03-05	<b>35-8928</b>	<b>35-8927</b>
GSX-R600K6-L4	06-14	<b>35-8928</b>	<b>35-8933</b>
DL650/A V-Strom	04-12	<b>35-8928</b>	<b>35-8933</b>
SV650/S/A	99-08	<b>35-8928</b>	<b>35-8933</b>
GSX-R750T-K2	96-02	<b>35-8928</b>	—
GSX-R750K3-K5	03-05	<b>35-8928</b>	<b>35-8927</b>
GSX-R750K6-L4	06-14	<b>35-8928</b>	<b>35-8933</b>
DL1000/A V-Strom	02-14	<b>35-8928</b>	<b>35-8933</b>
GSX-R1000K1-K2	01-02	<b>35-8928</b>	—
GSX-R1000K3-K4	03-04	<b>35-8928</b>	<b>35-8927</b>
GSX-R1000K6-L4	05-14	<b>35-8928</b>	<b>35-8933</b>
SV1000/S	03-08	<b>35-8928</b>	<b>35-8927</b>
TL1000R/S	97-03	<b>35-8928</b>	<b>35-8927</b>
GSX1300R Hayabusa	99-03	<b>35-8928</b>	—
GSX1300R Hayabusa	04-13	<b>35-8928</b>	<b>35-8927</b>

YAMAHA®	YEARS	MOTOR MOUNT	SWING ARM
YZF-R6	06-13	—	<b>35-8929</b>
YZF-R1	07-13	—	<b>35-8929</b>

**MOTION PRO SWINGARM BEARING TOOL**

This tool is designed for installation of the swingarm bearings on late model Japanese motorcycles. Using the correct size insert (various sizes included in kit) and the puller, the bearing can be installed into the swingarm. Sold as a kit.

**35-0213** Motion Pro Swingarm Bearing Tool

**MOTION PRO COMPRESSION BOLT REMOVAL TOOL FOR KTM**

This tool fits 2007 and 2008 KTM with WP 4860 MXMA CC forks, and is designed for removing and installing the compression valve assembly from the fork cap. Tool also allows you to properly torque the compression valve assembly during installation. 17mm head, made of 6061 T-6 aluminum.

**35-5811** Motion Pro Bolt Removal Tool

**MOTION PRO 49 AND 50MM FORK CAP WRENCHES**

**35-5820** 50 mm, 6 point box wrench for removing the fork cap (cartridge) on WP 4860 MXMA dual chamber closed cartridge (WP USD 48 mm) forks on late model KTM's 12 mm slot for holding the damper rod for removing the rebound bolt.

**35-5823** 49 mm, 8 point box wrench for removing the fork cap (cartridge) on dual chamber closed cartridge forks on late-model Yamaha's & Honda's (2010 Honda CRF250R uses 35-7803 Fork cap wrench)

**MOTION PRO FORKTRU FORK ALIGNMENT TOOL**

Easy to use tool for aligning front forks improves handling. Reduces seal and bushing wear and fits most MX and Off-Road motorcycles. Works on 27 mm - 62 mm fork legs and tubes; and forks that are 140 mm to 220 mm on center. Knurled adjustment screws for easy setup.

**35-5809** Motion Pro ForkTru Fork Alignment Tool

**SAG MASTER™ SAG TOOL**

The Sag Master makes measuring "Race Sag" fast, easy, and accurate.

**35-8681** Sag Master™ SagTool

**MASTER CYLINDER FLEX-HONE (320 GRIT)**

Aluminum oxide, 320 grit for honing aluminum cylinders. Use brake fluid for honing fluid. Sold each.

<b>35-9107</b> 10mm	<b>35-9108</b> 11mm	<b>35-9114</b> 14mm
<b>35-9119</b> 16mm	<b>35-9126</b> 18mm	<b>35-9130</b> 19mm( 3/4")

**FLEX-HONE FOR ROTORS**

Flex Hones for Rotors produce the ideal finish on brake rotors and flywheels.

- Produces a non directional pattern
- Lower harmonic vibrations
- Ideal for new or re-turned rotors and flywheels.
- More rotors per hone-lasts much longer than abrasive pads. Sold each.

Available in the following grit sizes:

**35-1916** 60 Coarse

**35-1917** 120 Medium

**35-1918** 240 Fine

**PB-1 PORTABLE WORKBENCH**

The PB-1 is a work table that folds for easy transport and storage; perfect for races or the garage. Features a large work surface (91.5cm x 58.5cm) with slots, holes, and recesses to hold tools, lubes, beverages, and whatever else you can think of. Folding steel legs provide a solid base for a toolbox and supplies. Dimensions:

Set up- 91.5cm x 58.5cm x 82.5cm  
Folded- 108cm x 58.5cm x 18cm

**35-6771** PB-1 Portable Workbench





### BRAKE CALIPER PISTON TOOL

expands the gap between the pads, making it easy to fit the brake rotor between the pads when re-installing a caliper or wheel.

35-4467 Brake Caliper Piston Tool



### BRAKE PISTON RESETTING/COMPRESSION TOOL

Perfect tool for changing brake pads on any Power-Sport vehicle from large UTV's to small dirt bikes and scooters. This tool spreads floating calipers open and resets brake pistons to factory position. Compression Range: 0-65mm



35-4479

35-4467 Brake Caliper Piston Tool

### DUAL DISC BRAKE VACUUM BLEEDER

Brake bleeder with fittings to bleed both dual disc front brake calipers simultaneously. This bleeder can be a real time saver. Great for bleeding after an upgrade to braided brake lines!



35-5902

35-5902 Dual Disc Brake Vacuum Bleeder

### BRAKE BLEEDER KIT

This handy bleeder kit catches the brake fluid to protect painted surfaces and allows for easy disposal of the old fluid. Kit includes 3 fittings to accommodate most bleeder screw sizes.



35-5906

35-5906 Brake Bleeder Kit

### MOTION PRO HYDRAULIC BRAKE BLEEDER

Makes bleeding brakes a one person job. This unique check valve allows fluid and air to escape while preventing air from re-entering the system. Instructions and hose included.

Made in U.S.A.



35-9761

35-9761 Motion Pro Hydraulic Brake Bleeder

### MOTION PRO MINI BRAKE BLEEDER

Combines the Bleeder valve & Wrench into one convenient, compact tool. The simple to use design makes this job faster, with fewer headaches.



35-5899 Motion Pro Mini Brake Bleeder 8mm

35-5903 Motion Pro Mini Brake Bleeder 10mm

35-5905 Motion Pro Mini Brake Bleeder 11mm

35-5907 Motion Pro Mini Brake Bleeder 3/8



35-5903



35-5905

### RADIATOR CAP ADAPTER-ASIAN


Fits small bayonet applications with a 16mm deep neck. Numerous applications including many Asian brands and models.




35-8117 Rad. Cap Adapter-Asian

### BRAKE CALIPER PISTON PULLER SET

This Brake Caliper Piston Puller set is made for those difficult to disassemble brake calipers. The tool grabs the piston from the inside to eliminate tool marks on the critical seal surface. The slide hammer then pulls the piston from the caliper body. Adapters from 19mm to 30 mm fit a wide range of piston sizes. Comes in a sturdy carrying case.



35-6885 Brake Caliper Piston Puller Set



35-5900

### MITYVAC DELUXE VACUUM TESTER KIT

Kit includes accessories needed to bleed brake systems and test basic vacuum related systems in the engine, ignition and fuel. Instruction manual and molded plastic carrying case included.

35-5900 Mityvac Deluxe Vacuum Tester Kit

### MITYVAC BRAKE BLEEDER KIT MV8020

Kit includes plastic body Mityvac, reservoir jar with plastic transfer lid, storage lid, brake bleeding adapter package, 24" of tubing and instruction manual.



35-5904 Mityvac Brake Bleeder Kit MV8020

35-5904

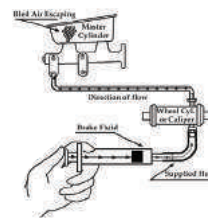
### EZE BRAKE BLEEDER

Vacuum operated syringe bleeds master cylinder in seconds without special tools or clips. Requires only one person to complete operation.

35-6515 EZE Brake Bleeder




35-6515



### CABLE LUBER

Designed to inject lubricant into the cable housing. Extends life of cable and creates less drag between the cable and its housing.

35-0014 Cable luber



35-0014

### MV4530 COOLING SYSTEM TESTER

The Mityvac MV4530 Cooling System Pressure Test Kit quickly reveals external cooling system leaks, and detects internal leaks caused by a blown head gasket, or cracked block or head. The kit comes complete with a high-quality pressure pump and four (4) adapters for connecting to the cooling systems of most Asian manufactured cars and motorcycles. Radiator caps can also be tested with available adapters.

35-8115 Cooling System Tester



## MOTION PRO JUMBO CHAIN TOOL & QUAD STAKE KIT

Ultra heavy duty tool for breaking and riveting roller chains. This tool fits all 520, 525, 530, 630 standard or O-ring type chains plus industrial chains from #50 through #80. Manufactured from heat treated chrome moly steel. Body bolt requires a 13/16", (21mm) wrench and extractor pin uses a 9/16", (14mm) wrench or socket. **Made in U.S.A.**

**NOTE: QUAD STAKE RIVET KIT NOT INCLUDED WITH JUMBO CHAIN TOOL KIT. SOLD AS AN OPTION.**



**JUMBO CHAIN TOOL KIT  
35-0918**

**QUAD STAKE  
RIVET KIT  
35-9760**

- 35-0918** Jumbo Chain Tool Kit
- 35-9760** Quad Stake Rivet Kit-use in conjunction with Jumbo Chain Tool Kit. This rivet kit will quad stake chain links so they will look factory installed. **Made in U.S.A.**
- 35-0974** Replacement pin for Jumbo Chain Tool Kit

## MOTION PRO MINI-CHAIN PRESS TOOL

Tool box size low-priced tool for pressing on press-fit side plates. Will fit all 520~530 chains and easily fits into tool kit. Hex key wrench is included.




- 35-5910** Motion Pro Mini-Chain Press Tool

## CHAIN BREAKERS

Two Shop Size Chain Breaker for 420, 428, 520, & 530 chains.

- 35-7939** Motion Pro Works on 420, 428, 530 chains
- 35-7940** Replacement tip for Motion Pro 35-7939
- 35-5169** Works on 420, 428, 520, & 530 chains



**35-5169**



**35-7939**

## MOTION PRO CHAIN PRESS TOOL KIT

Chain press tool for installing link. Fits 520-530 standard and O-ring chains.



**35-7932**

- 35-7932** Motion Pro Chain Press Tool Kit

## RK CHAIN BREAKER RIVET TOOL

Quickly and easily break 40 and 50 type chain. Easily press-fits tight tolerance 40, 50 and 60 O-ring chain sideplates to the correct depth for clip or rivet link installation. RK's special pinhole rivet links to the proper dimension to secure side plates in place. Works on most brands. Heavy duty sure-grip black composite handle. Lifetime warranty on tool body/handle only. Molded plastic storage case.

- 35-3195** Chain breaker Rivet Tool  
Mfg# UTC4060

### Replacement Parts for Chain Tool

- 35-2333** Cutting Pin #CP4050
- 35-2334** Clip link plate holder #PH4060C
- 35-2335** Rivet link plate holder #PH5060R



## MOTION PRO MASTER LINK PLIERS

Designed to simplify installation and removal of clip-type master links. One end of tip is shorter and notched to be placed on the pin which allows the longer end to push the clip.

- 35-0334** Master Link Pliers



## CHAIN CUTTER/RIVETER

Breaks chains including scooters and mini-bikes, also peens over rivet links.

- 35-4944** Chain Cutter/Riveter Universal
- 35-4930** Chain Cutter/Riveter size 35-40
- 35-4931** Spare Cutting Pin for **35-4930**
- 35-4932** Spare Riveting Pin for **35-4930**
- 35-4936** Chain Cutter/Riveter size: 50
- 35-4937** Spare Cutting Pin for **35-4936**
- 35-4938** Spare Riveting Pin for **35-4936**



**35-4944**



**35-4930**

## ENDLESS CHAIN RIVETING TOOL KIT

Designed to break and rivet chain links to form an endless chain. For use on cam chain or drive chain. Includes plastic storage box and all needed pins and sleeves. Sold as a kit.



**35-5134**

- 35-5134** Endless Chain Riveting Tool Kit
- 35-5145** 2mm Replacement Tip
- 35-5147** 3mm Replacement Tip
- 35-5149** 4mm Replacement Tip
- 35-5151** Replacement Wedge Tip, ball end for riveting

## MOTION PRO PBR CHAIN TOOL

Designed to PRESS, BREAK & RIVET 520, 525 & 530 Chains. Will work with O-ring and Non-O-ring chains. All heat-treated steel construction. Can be hand held or used in a vise. Storage box included. Sold Each.



- 35-5139** PBR Chain Tool

**35-5139**

## ADJUSTABLE LINK HOLDER TOOL

This time saving tool holds the link ends together, freeing up both hands to install the master link into the chain ends. Fits 420 to 530 chain sizes.



- 35-5913** Adjustable Link Holder Tool

**35-5913**

## THE GRUNGE BRUSH CHAIN BRUSH

For cleaning drive chains. The "Brush Blocks" are adjustable to fit all chain sizes from bicycle to 630 O-ring.



**35-1911**

- 35-1911** Grunge Brush only
- 35-1910** Grunge Brush Combo Pack grunge brush with four oz grunge buster chain degreaser
- 35-1912** Grunge Brush replacement pad set- set of three brush pads
- 35-1913** Grunge Brush, Aluminum
- 35-1914** Grunge Brush Aluminum Combo

## K&L ULTRASONIC CLEANERS

K&L's New Digital Ultrasonic Cleaners provide industrial strength cleaning and quality at a tabletop price. Our ultrasonic technology cleans even the smallest spaces that are inaccessible to normal cleaning tools. With a digital input, standard heat and power adjustment, and optional ultrasonic power control, these units have a wide variety of uses including:

- Powersports/Automotive/Marine (carburetor/bearing parts, injectors)
- Body shops (nozzle and coating holders, parts and tools)
- Mechanical engineering (machinery parts, valves, assemblies)
- Air and filter technology (oil filters, respirator masks, air conditioner parts, valves)

**IMPORTANT NOTE: THESE ARE BENCHTOP CLEANERS AND ARE NOT INTENDED FOR CONTINUOUS (ALL-DAY) DUTY. PLEASE CONTACT K&L FOR INFORMATION ON INDUSTRIAL MODELS THAT ARE DESIGNED FOR CONTINUOUS (ALL-DAY) DUTY.**

**\*2 YEAR WARRANTY ON PARTS AND LABOR**



K&L P/N	TANK CAPACITY	ITEM DESCRIPTION	INSIDE TANK DIMENSIONS (L X W X H INCHES)	WEIGHT (LBS)
37-3451	1.5 Gal	Heat/Timer/1.5 Gal/45 kHz/115v	11.75 x 6 x 6	15
37-3456	1.5 Gal	Heat/Timer/Power-Control/1.5 Gal/45 kHz/115v	11.75 x 6 x 6	15
37-3464	3.25 Gal	Heat/Timer/3.25 Gal/45 kHz/115v	11.75 x 9.5 x 8	25
37-3465	3.25 Gal	Heat/Timer/Power-Control/3.25 Gal/45 kHz/115v	11.75 x 9.5 x 8	25
37-3473	7 Gal	Heat/Timer/7 Gal/45 kHz/115v	19.5 x 11.75 x 8	45
37-3474	7 Gal	Heat/Timer/Power-Control/7 Gal/45 kHz/115v	19.5 x 11.75 x 8	45

## SERIES H/T/PC

- Digital display of temperature, ultrasonic power and cleaning time
- Adjustable cleaning time or continuous operation via digital display
- Adjustable bath temperature of 20-80°C with digital display
- Adjustable ultrasonic power in nine steps. This feature enables an optimal adjustment of the ultrasonic energy to the parts being cleaned
- Degas function allows a variety of consistent sample prep applications
- Lift-off cover included



## K&L ULTRASONIC CLEANER ACCESSORIES

K&L P/N	TANK CAPACITY	ITEM DESCRIPTION
37-3459	1.5 Gal	Auxiliary Pan 500
37-3460	1.5 Gal	Replacement Cover 500
37-3613	1.5 Gal	SS Mesh Basket 500
37-3463	1.5 Gal	SS Perf. Basket 500
37-3468	3.25 Gal	Auxiliary Pan 1100
37-3471	3.25 Gal	Replacement Cover 1100
37-3619	3.25 Gal	SS Mesh Basket 1100
37-3472	3.25 Gal	SS Perf. Basket 1100
37-3476	7 Gal	Auxiliary Pan 2600
37-3481	7 Gal	Replacement Cover 2600
37-3615	7 Gal	SS Mesh Basket 2600
37-3482	7 Gal	SS Perf. Basket 2600

## SERIES H/T

- Digital display of temperature and cleaning time
- Adjustable cleaning time or continuous operation via digital display
- Adjustable bath temperature of 20-80°C with digital display
- Lift-off cover included



## SOAP FOR K&L ULTRASONIC CLEANERS

K&L P/N	ITEM DESCRIPTION
38-2950	Crest CC2003 Soap for Ultrasonic Cleaners (Strong)
38-2378	CC211 - Soap for Ultrasonic Cleaners (Medium)
38-2376	CC235 - Soap for Ultrasonic Cleaners (Mild)

38-2950



38-2376



## FLOW-THRU PARTS WASHER BRUSH

- Durable, injection-molded handle with ribbed design for firm grip is the perfect replacement for most parts washer brushes
- Solvent flows through core of brush handle and delivers solvent directly to the polyester bristles
- Stiff 2-1/2 inch nylon bristles shaped to penetrate deep crevices and loosen stubborn deposits
- Can be used with either petroleum or water based cleaning solutions



35-6768 Flow-Thru Parts Washer Brush

## STAINLESS STEEL BASKETS

All baskets are equipped with drain handles, helping to prevent unnecessary carry-over of the cleaning agent and keeps your workplace clean.



## MODEL 2013 ULTRASONIC PARTS WASHER

### SPECIFICATIONS:

- 48" L x 25" W x 36" H (with lid open add 18" to width)
- Cleaning Tank: 19" L x 13" W x 14"D
- Total Liquid Capacity: 16 gallons for 2013 and 23 gallons for 2013D
- Ultrasonic Power: 2400 watts peak/1200 watts avg.

All stainless steel construction. Adjustable ultrasonic power 40 kHz dual bonded transducers. 7-day programmable heat timer Insulated tank. Heavy duty locking casters. Easy operation and maintenance. One year warranty on entire unit.

**37-2722** Model 2013 Ultrasonic Cleaner

**37-2717** 2013D w/ filtration, allows the operator to skim away any floating contaminants.

**37-2721** Basket for 2013D 15 x 15"



37-2721



37-2717



37-2722



Made in USA

## K&L SINGLE CYLINDER CRANKSHAFT ASSEMBLY FIXTURE

Fixture will assemble most Japanese and European single cylinder crankshafts including the Honda tin can cranks. Set includes assembly fixture, and seven axle bushing adapters – 17mm, 20mm, 22mm, 25mm, 28mm, 30mm, and 32mm.



37-9688

**37-9688** K&L Single Cylinder Crankshaft Assembly Fixture



35-7679

## K&L CARB SERVICE STAND

Conveniently positions carburetors at ideal height and allows 360° rotation for easy access. Parts storage base can be bench mounted. Ideal for single and multi carbs. Included expansion plugs hold carbs with openings from 22mm to 41mm I.D. for unobstructed use.

**35-7679** K&L Carb Service Stand

## 20-TON HYDRAULIC PRESS



37-9632

- All Welded Steel Construction
- Reinforced head Plates
- 20-ton jack included
- Made in U.S.A.

**37-9632** 20-Ton Hydraulic Press only with jack (U-Blocks sold separate)

### OPTIONAL ACCESSORIES


- 35-4001** Split Bearing Puller 2-1/4" max. reach
- 35-4002** Split Bearing Puller 4" max. reach
- 35-9443** 36mm Fork Tube U-Block (for 33 thru 36mm tubes)
- 35-9447** 40mm Fork Tube U-Block (for 37 thru 40mm tubes)
- 35-9449** 46mm Fork Tube U-Block (for 44 thru 46mm tubes)
- 35-9416** 49mm Fork Tube U-Block (for 47 thru 49mm tubes)
- 35-9420** 52mm Fork Tube U-Block (for 50 thru 52mm tubes)

## CRANK BEARING/GEAR PULLER SET

Used to pull both gears and bearings from cranks.



**35-9603** Crank bearing and gear puller set



35-9603

## CRANKSHAFT DISASSEMBLY TOOL

This fixture is designed to disassemble most single and twin cylinder models.

**NOTE: MAY NOT WORK ON TIN CAN CRANKS. (YZ80/KX80).**

**37-9556** Crankshaft Disassembly Tool



37-9556



U-BLOCK SOLD AS AN OPTION



35-4001



35-4002

EQUIPMENT & TOOLS

HARD PARTS

CARB & FUEL

IGNITION/ELECTRICAL


CONTROL

SUSPENSION

ACCESSORIES

MARINE

### K&L MC25 METRIC ENGINE STAND



This versatile engine stand is easily adjustable to accommodate the wide range of engine types in service today, from twins to in-line fours and even six cylinder Benelli and Honda CBX engine! Height and width are both adjustable on the MC25, another major feature is the ability to rotate an engine a full 360 degrees. Pan removal, transmissions, and starter clutches are just a few of the services that are easier with MC25.

- 37-9352** K&L MC25 Metric Engine Stand
- 37-6336** 200MM Adaptor for K&L MC25 Metric Engine Stand

### C-FRAME CREEPER SEAT

Heavy duty, tubular steel design for maximum strength. Convenient 11-1/2"X 12-1/2" tool tray. Shielded 2-1/2" swivel casters allow easy 360° movement, fully padded seat cushion.



- 35-6429** Creeper Seat

### SHOP RAG DISPOSAL BIN

An important safety item that every shop needs, this bin features all-metal construction for durability and is **OSHA COMPLIANT**.

- 35-5859** Shop Rag Disposal Bin



### 25 GALLON GAS CADDY

Fuel to go for your shop or garage! Gas Caddy features include:

- 25-gallon capacity.
- Ground wire
- Hose Nozzle sized for M/C filler necks
- Rotary pump siphons and dispenses fuel

- 35-2311** 25 Gallon Gas Caddy (Blue)
- 35-2410** 25 Gallon Gas Caddy (Red)
- 35-2411** 25 Gas Caddy Pump (No hose included)
- 35-24110** Replacement Pump Hose



**35-24110**  
REPLACEMENT  
HOSE

**35-2411**  
PUMP ONLY  
(NO HOSE)

(INCLUDES PUMP & HOSE)

**IMPORTANT SAFETY NOTE: THIS PRODUCT IS INTENDED FOR SHOP USE ONLY. DO NOT USE TO TRANSPORT FUEL IN A MOTOR VEHICLE, PICKUP TRUCK, OR TRAILER.**

### FLUID EVACUATOR PLUS

At the push of a button, this unit changes from vacuum to pressure for evacuating or dispensing fluids. This functionality makes it ideal for draining tanks or reservoirs then pumping the used fluid back out for easy disposal. Automatic shut-off prevents overfilling, for superior mobility, this unit utilizes a manual pump so compressed air or electricity is not required. Includes wands to drain engine oil & transmission fluid directly through the dipstick. 2.3 Gallon Capacity (8.8 liters)

- 35-9144** Fluid Evacuator Plus



**35-9334**

**35-9144**

### FLUID EVACUATOR

The Fluid Evacuator is a portable, hand operated transfer system with a 6.5 liter (1.7 gallon) capacity. The reservoir is made of polyethylene, and can safely hold oil, coolant, and brake fluid.

- 35-9042** Fluid Evacuator
- 35-9334** Fluid Evacuator Brake Bleeding Accessories Kit
- 35-9332** Extended Tube Kit. Kit include 5.7, 6.6 and 10mm tubes in longer 8ft lengths



**35-9042**

### FLUID EVACUATOR: COMPRESSOR TYPE

Operates on compressed air to create a powerful venturi vacuum for draining fluids from tanks and reservoirs. Compressed air hose attaches at base for stability. Includes accessories for draining engine oil or transmission fluid directly through the dipstick tubes. Also includes brake/clutch bleeding kit (Model No. 07205) for vacuum bleeding hydraulic brake and clutch systems

- 35-9129** Fluid Evacuator-Compressor Type



### MINI FLUID EVACUATOR

Operates on compressed air to create a powerful venturi vacuum for quickly evacuating small reservoirs. The lid un-threads for convenient emptying, and the evacuation hose is perfect for getting into those hard to reach places.

- 35-4861** Mini Fluid Evacuator



### SHAKER SIPHON HOSE

- Shaker Siphon helps you transfer fluids with ease.
- Moves up to 3.5 gallons a minute, through a 6-foot anti-static tube
- Safely transfer fuels, gasoline, diesel, water and many other liquids.
- Great for home, farm, fleet, auto, marine and much more.
- Simply shake the hose up and down to start the transfer.

- 35-2392** Shaker Siphon Hose



## 55 GALLON DRUM CART

This Mobile Oil Pump Kit makes oil projects easier to complete. Durable, portable unit comes complete with digital oil control valve and meter. The sturdy cart can support up to 400-lb. drum (including a standard 55-gallon drum) and includes reel with 50ft. hose. Suitable for dispensing oil at medium/high viscosity for mobile installations and fixed system at medium distances. Works on any size drum with a 2in. bung adapter.

- 5:1 oil pump smart design for less wear
- Heavy-duty 1/2in. x 50ft. oil hose with reel for neat and convenient storage
- Digital oil control valve with precision  $\pm 0.5\%$
- Heavy-duty trolley for drums up to 400lbs.
- 11in. front wheels & 8in. steering casters with brakes
- Adjustable side support for towing accessories
- Drum clamp secures the drum to the cart for stability and easy transport
- Includes 8in. and 20in. rigid suction pipes to adjust length

**39-8367** 55 Gallon Oil Drum Cart

### SPECIFICATIONS

Ship Weight: 164.0 lbs

Flow (GPM): 3.7

Average Air Consumption (CFM): 4.5 at 115 PSI

Operating PSI: 70 - 115

Max. PSI: 150 / Max. Fluid PSI: 575

Air Inlet Size (in. NPT): 1/4

Inlet Port (in.): None / Outlet Port (in.): 1/2

Gear Ratio: 5:1

Pump Tube (dia.): 1 21/32

Pump Tube Length (in.): 37

Max. Fluid Temp. (F°): 194

Hose (in. x ft.): 1/2 x 50

Dimensions L x W x H (in.): 49 x 20 x 20



## DRUM FUNNEL

Eliminate overspills while pouring. Large surface area permits drainage of multiple containers simultaneously. Highly durable, it will resist rust, dents and other chemicals and give many years of trouble free service. Fits all types of 55 gallon drums.


**39-8362** Drum Funnel



## DELUXE BARREL PUMP

- Adjusts to quarts or liters per single stroke
- No drip recovery
- Eliminates messy oil drums
- Includes Telescoping suction tube
- Smooth, easy pump action
- For oils and non-corrosive solvents

**35-4777** Deluxe Barrel Pump



## 18 GALLON OIL EXTRACTOR

Fully equipped mobile, pressurized evacuation unit for suction of oil. Clean, easy way to remove used oils and fluids from engines through dipstick tube or other convenient openings. Includes set of four suction wands (rigid and flexible). ASME approved 18 gallon. Shipping weight 75 lbs.

**35-8346** 18 Gallon Oil Extractor



## OIL DRAIN SYSTEM

This system lets you drain up to 10 gallons of oil into the on board tank. When full, just connect shop air to the tank with the supplied fitting, then transfer the used oil into your own container for disposal. This unit is portable, and rolls on 6" wheels. The drain pan and arm adjust to fit both motorcycle and ATV applications.

**35-3500** Oil Drain System. Heavy duty steel, 10 gallon capacity





### TENSION BOLT CLUTCH WRENCH

Designed with a special clutch end for driving, this wrench is used to easily repair tensioning bolt parts. Fits Ducati Superbikes 1098/1198/749/848/998/999, DIAVEL, Multistrada1200, StreetFighter 1098/848/S and Super models. Made of chrome alloy steel.

**35-8632** Tension Bolt Clutch Wrench



**35-8632**

### ROCKER PIN PULLER TOOL

Rocker pin puller tool for all 2 valve Ducati MH900E, Hypermotard, Monster, Multistrada, Sport Classic, Sport Touring, Street Fighter.

**35-8631** Rocker Pin Puller Tool



**35-8631**

### CAM BELT LOCKING TOOL

Tool helps loaded camshaft from rotating while installing cam belts on 4 valves Ducati engines. Fitted 18 tooth sprocket for Ducati's 748, 916, 996 and Desmoquattro, not for ST4 and S4 engines

**35-8636** Cam Belt Locking Tool



**35-8636**

### SHORT CAM BELT LOCKING TOOL

Prevents the loaded camshaft from rotating while installing new cam belts on 4 valves Ducati engines. Fits 20 tooth sprocket for Ducati's 749 and 999 Testastretta engine.

**35-8637** Short Cam Belt Locking Tool



**35-8637**

### CAMSHAFT ALIGNMENT TOOL

Keeps the camshaft sprockets aligned while installing new cam belts. Fits 18 tooth sprocket for Ducati 851, 888, 916 & 996 engines.

**35-8635** Camshaft Alignment Tool



**35-8635**

### ROCKER PRE-LOAD TOOL SET

Closing rocker pre-load tool set for checking closing shim clearance on Ducati Monster S4R, Super Bike 749/998/999 models. Set includes 2pc drive tool and 1pc "U" wire. Made of carbon steel.

**35-8634** Rocker Pre-Load Tool Set



**35-8634**

### VALVE HEAD TIMING KIT

Belt roller timing of two-valve head. Fits most Ducati Bikes. Comes with 2 sizes: M5 X 0.8 & M8 X 1.25.

**35-8638** Valve Head Timing Kit



**35-8638**

### MULTI-HOLDING TOOL

Special spline type wrench designed for holding the timing belt roller spring nuts. Works with Ducati Monster, Multistrada, MH900E (01-02), Sport Touring, and Super Sport models. Made of aluminum alloy and anodized.

**35-8633** Multi Holding Tool



**35-8633**

### DUCATI DUAL HEAD CHAIN ADJUSTMENT WRENCH

Fits most Ducati motorcycles with a single sided swingarm that uses an Eccentric Hub to adjust the Chain. Includes 1098, 1198, 1199, 1299 Panigale, Streetfighter, Multistrada 1200, Diavel, 748, 916, 996, 998, Hypermotard, Monster S2R & S4R motorcycles.

This Stubblefield Dual Head Chain Adjustment Wrench features a Built-In Bottle Opener! Made in The USA!

**35-8659** Ducati Dual Head Chain Adjustment Wrench



**35-8659**



**DUCATI**  
Special Tools

### CRANKSHAFT TURNING TOOL for DUCATI

Crankshaft turning tool used on late model Ducati 1990 to current. (750/900/916) Special tool turns timing mark on the degree wheel for perfect valve adjustments. Remove spark plugs and place engine in neutral during use. Mechanic's timesaver.



**35-5955** Crankshaft Turning Tool for DUCATI

### DUCATI REAR WHEEL NUT TOOLS



**35-8641**

**35-8646**

We now offer the special sockets to remove Ducati rear wheels!!! These 1/2" drive sockets cover the full range of current Ducati applications. Note: 41 and 46mm sockets require a short 1/2" drive extension

**35-8641** DUCATI Rear Wheel Nut Tool 41. Fits 748,916 and other models with a 41mm nut

**35-8646** DUCATI Rear Wheel Nut Tool 46. Fits 996,999,Monster and other models with a 46mm nut

### 1098/F4 FRONT & REAR AXLE NUT WRENCH

The special design fits both the 28mm front axle nut and the 55mm rear wheel nut. Fits Late model Ducati and MV Agusta models with a 55mm rear wheel nut.



**35-8655**

**35-8655** DUCATI Front&Rear Axle Nut Wrench 1098/F4

### SPECIAL GEAR SELECT TOOL

This is used to reinstall the gear selector mechanisms on most late model to current units.

**35-8639** Special Gear Select Tool



### TORQUE WRENCH TOOL CYLINDER HEAD NUT 15MM WRENCH

Torque Wrench Tool Cylinder Head Nut 2 / 8-valve engine 15MM

**35-8627** Torque Wrench Tool Cylinder Head Nut 15mm Wrench



### HOOK TYPE ADJUSTING TOOL FOR REAR HUB AND CHAIN ADJUSTMENTS.

This is a Ducati chain adjuster tool for all Ducati single sided swingarms.

**35-8628** 61mm  
**35-8629** 58mm



### DUCATI FRONT AXLE ALIGNMENT TOOL

This tool allows you install and maintain the correct alignment of the front axle while the axle nut is being tightened.

- 35-8625** DUCATI Front Axle Alignment Tool 25mm. Fits earlier 748,916-999,ST2,ST4,1000SS models and more
- 35-8630** DUCATI Front Axle Alignment Tool 30mm. Fits later 848,1098,1198 models and more



**35-8630**

**35-8625**




### DUCATI ENGINE ROTATING TOOL

This simple tool bolts to the crankshaft end allowing engine rotation for valve adjustment and timing belt service. Spark plugs must be removed when rotating engine.

**35-8618** DUCATI Engine Rotating Tool



**35-8618**




### DUCATI ALTERNATOR COVER REMOVER

Special tool that assists in removal of the alternator cover on Ducati models. This tool pulls the cover from the center to more easily overcome the magnetic field of the rotor.

**35-8619** DUCATI Alternator Cover Remover



**35-8619**




### DUCATI STEERING STEM SOCKET

Special 3/8" drive socket for the pin-type steering stem nuts used on many Ducatis. This is a must have tool for torquing the stem nut properly many Hypermotard, Multistrada and Superbike models. The rubber cushion helps prevent tool marks on the highly visible anodized aluminum nut.

**35-9474** DUCATI Steering Stem Socket



**35-9474**



### CRANKSHAFT HOLDER

Tool for holding crankshaft in TDC position to do valve adjustments and belt timing and tensions. Applications: Ducati MH900E, Hypermotard, Monster, Multistrada, SportClassic, SportTouring, Streetfighter, Superbike, SuperSport and Diavel series.

**35-8617** Crankshaft Holder





### BRIDGE HAND HELD GAS ANALYZERS



These analyzers are available in 2, 4, and 5 gas versions. Their light weight and bright digital display let you take readings almost anywhere; the 4 & 5 gas versions will also calculate Lambda/air fuel ratios.

**FEATURES INCLUDE:**

- Small, lightweight design
- Real time Lambda/air fuel ratio adjustment using HC, O2, CO2 and CO gas measurements (4 & 5 gas models only)
- Fast 5-minute warm-up
- Large, easy-to-read, LED displays
- Automatic Calibration and Zero functions

Includes complete Sampling System with automatic back flush, operator accessible filters. Rechargeable battery, low flow indicator warning notifies operators to change filters, RS 232 PC interface, 1 year exchange warranty.

- 37-9475** Two Gas Analyzer System (Now features built-in battery)
- 37-9481** Four Gas Analyzer System
- 37-9482** Five Gas Analyzer System

### REPLACEMENT PARTS & ACCESSORIES

- 19-9485** 50mm Primary Filter (6pk)
- 19-9486** Water Trap Filter (6pk)
- 19-9487** 25mm Filter (6pk)
- 19-9488** Annual Filter pk. (12 filters)
- 37-9483** Needle Probe 7.5" x 1/8, cross drilled quick release
- 37-6260** Needle Probe 12" x 1/8, cross drilled quick release
- 37-6261** Needle Probe 24" x 1/8, cross drilled quick release
- 37-9462** Replacement Tailpipe Probe
- 37-9476** Replacement Oxygen Sensor
- 37-9484** EGA PC Report Software. (For four & five gas models only) Captures data from EGA in a report style print-out.
- 35-9659** Exhaust Gas Adapter Kit for head pipes-Attaches analyzer to riv-nuts on motorcycle head pipe.
- 37-9477** 2 port pro Rotary Valve, 6mm Port
- 37-9478** 4 port basic linear valve, no port adapters
- 19-9489** Quick disconnect adapter attaches **35-9659** to Bridge Analyzers and still retain proper position of water fitting.



37-9481



37-9477



37-9478



37-9462

### INFRARED INDUSTRIES HANDHELD 4 GAS EGA

Compact, fast, accurate and durable, the HM5000 is power in your hand. In less than a second, you'll know exactly how much HC, CO, CO2, O2, and NOx your engine is emitting; the HM5000 also displays Air/Fuel (AFR) Ratio, Grams Per Mile (GPM) and Lambda. TRUE water separation for less maintenance. Easy Cleaning. Can interface to a PC for complete control, display, and graphing capability. You can even record data while on a test drive, then replay it on your PC. with the Optional Inductive Pickup, (35-9706) the HM5000 also measures RPM. This EGA allows you to dial-in the most power your engine can deliver without the guesswork of traditional tuning methods. Complete with Hose & Probe, PC Cable, Quick Ref Guide and Manual.

- 37-9703** HM5000 Handheld 4 EGA (upgradable to 5 gas)
- 37-4475** Fifth gas upgrade for NOX readings
- 37-9705** Cigarette lighter/12V Power cord for HM5000
- 35-9706** Inductive Tachometer Pickup for HM5000
- 37-9704** Printer for HM5000



### INFRARED INDUSTRIES FOUR GAS EGA SYSTEM

Tune-ups and testing go faster with the industry leading FGA4000. Check HC, CO, CO2, O2 and NOX plus AFR, Lambda and RPM's. This mechanic's workhorse has all the following:

- Super-Bright Front Panel LED's that are viewable from 20 feet away
- 1-second response time for accurate results
- Dual Exhaust Input allows averaging two tailpipe readings
- BAR90 Certified. Meets BAR97 specs, Aircare and OIIML Class 1
- Alarms alert you to problems in the exhaust flow
- Internal data logging for recording and replay of test results
- Connects to PC for real-time testing and data capture
- Rugged, Compact, Portable. Internal Printer available.

- 37-9600** SUMMIT Four Gas Analyzer System. (Upgradable to five gas)
- 37-9601** Replacement Filter for Four Gas Analyzer, Single Cup
- 37-9684** Replacement Filter for Four Gas Analyzer, Dual Cup
- 37-4475** Fifth gas upgrade for NOX readings
- 37-4892** Inductive Tachometer Pickup for FGA4000



## MC800 REGULATED FUEL PUMP FOR F.I.

Fuel Injection is here to stay, and with it has come the need for new diagnostic tools. A controllable fuel supply is mandatory to accurately service these bikes; the MC800 from K&L Supply is the answer.

### FRONT PANEL:

The MC800 uses a 12 Volt battery source for power. A large dial gauge displays fuel pressure, and is regulated via the straightforward controls. An on-off switch & power indicator light complete the display.

### REAR PANEL:

Fuel connections, fuse access & power input are all located here. Barbed fittings make fuel line connections fast and simple.

**NOTE: THE MC800 REQUIRES USE OF AN F.I. RATED FUEL BOTTLE (35-8165) AND 5/16" F.I. (HIGH PRESSURE) RATED FUEL LINE (18-4952).**

### RECOMMENDED ACCESSORIES:

Quick Disconnect Couplers (35-0987) makes switching from male to female connectors easier

Gas and fan Caddy (35-9453) makes transporting the assembled MC800 easy by locating all required tools onto one stand

- 35-0800** MC800 Regulated Fuel Pump for F.I.
- 35-8008** Fuel Rail Connection Kit for MC800. Allows fast and secure set-up of your MC800. Fits most Japanese Fuel Injected models. Unit includes (1) Female F.I. rail attachment and (1) Male F.I. rail attachment.
- 35-0184** GL1800 Fuel Rail Fitting
- 35-0832** Fuse for the MC800
- 35-0845** Pump
- 35-0850** Outer Case
- 35-0851** Regulator




35-0804 - HOSE



35-8008



35-0184



HONDA GL1800 HOSE FITTING P/N: 35-0184

### FUEL PRESSURE RATINGS:

YAMAHA®	HONDA®	DUCATI®	HARLEY DAVIDSON®	TRIUMPH®	BMW®
Raider = 42PSI	GL1800 = 50PSI	749 = 60PSI	All = 60PSI	Softail = 62PSI	F650 = 50PSI
YZF-R1/R6 = 42PSI	VTX1800 = 50PSI	916 = 60PSI			
Raptor 700 = 44PSI		Monster/996 = 60PSI			
Grizzly 700 = 44PSI					



35-3155 Powersports Test Kit



35-3191 Scooter Test Kit



35-3153A Oil Pressure Kit



35-3153M Marine Kit



35-03186 Powersports



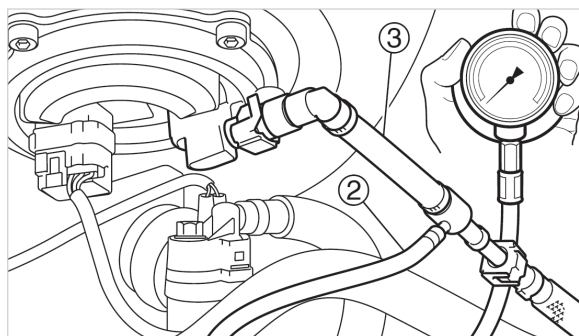
35-03181 Scooter



35-06946 Marine

## FUEL PRESSURE GAUGE SETS & ADAPTERS

- 35-8008R** Fuel Rail Connection Kit for MC800 (Plugged)
- 35-03186** Fuel Pressure Gauge Adapter (Unplugged)
- 35-3153A** Fuel Pressure Gauge (Motorsports) with Quick Connect
- 35-3153M** Fuel Pressure Gauge (Marine) with Female Adapter
- 35-6946A** Fuel Pressure Adapter (Marine)
- 35-0835** Fuel Pressure Adapter "A" Honda OEM: 07AMJ-HW3A300
- 35-0839** Fuel Pressure Adapter "B" Honda OEM: 07AAJ-S6MA200
- 35-0840** Fuel Pressure Adapter "C" Honda OEM: 07AAJ-S6MA300
- 35-0804** Hose with Bleeder for Honda Fuel Pressure Adapters
- 35-03181** Fuel Pressure Adapter - Scooter
- 35-3155** Fuel Press. Test Kit - Powersports
- 35-3191** Fuel Press. Test Kit - Scooter





### MOTION PRO FUEL INJECTION CLEANERS

- Kits include fuel injector cleaner tool and pigtail.
- Easily clean most fuel injectors.
- Will flush and back flush injectors for best possible cleaning process.
- No compressed air required. Requires aerosol can of fuel injection cleaner **(NOT INCLUDED)**.
- Push button switch to turn fuel injector on with LED indicator light.
- Durable anodized billet aluminum construction.
- Built tough for everyday shop use.

**18-4954** Fuel Injector Cleaner Kits for Nippon Denso

**18-4955** Fuel Injector Cleaner Kits for HYB

**18-4902** Fuel Injector Cleaner Kits for Late H-D

**18-4903** Fuel Injector Cleaner Kits for Older H-D

**18-4909** Fuel Injector Cleaner Kits HV2

**18-4941** Fuel Injection Pigtails For Nippon Denso

**18-4942** Fuel Injection Pigtails For Late H-D EV1

**18-4943** Fuel Injection Pigtails For Older H-D EV6

**18-4911** Fuel Injection Pigtails For HV2

**18-4967** Fuel Injection Pigtails For HYB

**18-4978** Replacement O-Rings for F.I. Cleaner (10 pk)



F.I. PIGTAILS FOR  
NIPPON DENSO  
18-4941



F.I. PIGTAILS FOR  
LATE H-D EV1  
18-4942



F.I. PIGTAILS FOR  
OLDER H-D EV6  
18-4943



### K&L PORTABLE FIXED AUXILIARY GAS & FAN CADDY

This tool offers mobility by centralizing all required tools on one easy to use fixture and now features an additional shelf for increased storage. Constructed of square tubing, the height is adjustable up to 68" with hooks to attach gauges and fuel bottles. Powder coated in blue.

- 35-9453** K&L Portable Auxiliary Gas & Fan Caddy
- 35-8166** "Fixed" Gas/Fan Caddy (Fits into 35-0181 Lift Bracket)
- 35-0181** Lift Accessory Bracket
- 35-8188** Flat Accessory Tray(35-8166 Gas/Fan Caddy)
- 35-2373** "Fixed" Gas/Fan Caddy Bracket "KIT". Qty-1/ea. **35-0181, 35-8166, 35-8188**



35-9453



35-8166

35-8188

35-0181

EQUIPMENT SHOWN NOT INCLUDED

### AUXILIARY GAS TANKS

These impact resistant, graduated tanks take the place of the original gas tank while performing diagnostics and repair. Each includes four feet of 1/4" fuel line and brass petcock. Sold each.

- 35-6897** K&L Portable Gasoline Tank (Non F.I. apps.)
- 35-8165** K&L 3-Liter Auxiliary Tank for fuel injected apps. Large Capacity bottle allows extended run time, cooler fuel.
- 35-3035** Motion Pro Deluxe Auxiliary Tank for fuel injected apps.

### REPLACEMENT PARTS FOR MOTION PRO TANKS

- 35-3321** Rubber Petcock Seal
- 35-3322** Fuel Petcock



35-3035



35-6897



35-8165

### K&L MC750 MOBILE EXHAUST GAS COLLECTOR

Mobile exhaust collection system unit will provide a safe working environment while running engines indoors. Just connect the rubber collector ends to the engine exhaust pipes and route the blower hose outside of the building. The blower will extract exhaust fumes at any rpm. Additional length of hoses are available to suit specific needs.

**NOTE: NOT SUITABLE FOR USE WITH DYNAMOMETERS.**

#### FEATURES INCLUDE:

- Compact mobile service cart
- Durable painted surface
- Locking swivel casters
- Quiet operation
- 110 volts
- Cabinet size 24" L x 16" W x 25" H
- Top storage Cabinet size 24" L x 16" W x 3" D
- Side storage 8" W x 15" D x 16" H
- Motor specs. 115v/60Hz x 6.4A x 3410rpm x 1/2hp
- Max. pressure 170mmAq
- Max. volume 20m<sup>3</sup>/min(CMM) or 706ft<sup>3</sup>/min(CFM)
- Two 3" x 5" intake hoses with heat resistant rubber collectors

- 37-9648** K&L MC750 Mobile Exhaust Collector.

**NOTE: NOT SUITABLE FOR USE WITH DYNAMOMETERS.**

- 35-9647** Optional 10' x 3" Intake Hose
- 35-9671** Replacement 5' x 3" Intake Hose
- 35-1338** Optional 32' Hose x 4" Exhaust Hose
- 35-9661** Optional Oval Hose End Adapter Attaches hose to end of muffler. Sold each
- 35-7125** Exhaust Gas Hose Holder



35-1338



35-9661

35-9671




ADJUSTABLE HEIGHT

35-7125 Exhaust Gas Hose Holder

### K&L CARB SYNC ADAPTERS

Sold in sets.

- 35-3215** 5 x 0.80mm thread, 170mm length (2 piece)
- 35-3223** 5 x 0.80mm thread, 98mm length (2 piece)
- 35-3232** 6 x 0.85mm thread, 53mm length (2 piece)
- 35-3233** 6 x 1.0mm thread, 60mm length (4 piece)



### MOTION PRO 90-DEGREE 1/4" HEX DRIVER SET

This gear driven, 1/4" hex driver set is made of high-grade aluminum and stainless steel. Strongest tool of it's type on the market. Designed for use on hard-to-reach pilot air screws on inline fours. Can be used with any 1/4" or 6mm hex bits. Maximum torque 60 in/lbs

- 35-7820** Motion Pro 90-Degree 1/4" Hex Driver Set. Includes straight slot, phillips, D-shaped pilot screw bit, 6mm hex jet bit & 1/4" - hex - 1/4" drive bit.
- 35-7859** Replacement Straight-Slot Bit 1.5"
- 35-7837** Replacement Gear Set for **35-7820**
- 35-7882** Replacement D-Shaped Bit



### JET DRIVER


- 35-2270** Jet Driver. Perfect for removal of jets from small recessed passages.



### K&L CARB SERVICE STAND

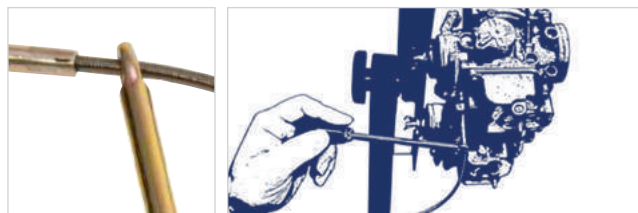
Conveniently positions carburetors at ideal height and allows 360° rotation for easy access. Parts storage base can be bench mounted. Ideal for single and multi carbs. Included expansion plugs hold carbs with openings from 22mm to 41mm I.D. for unobstructed use.

- 35-7679** K&L Carb Service Stand



### PILOT SCREW ADJUSTMENT TOOL


- 35-9526** Pilot Screw Adjustment Tool



### FLOAT LEVEL GAUGE

For measuring float level height between the float and carburetor gasket surface. Adjustable to fit most carburetors.

- 35-9123** YE-23550 Float Level Gauge



### 300MM LONG BLADE SLIM SHANK SCREWDRIVERS

Long blade steel screw drivers for hard to reach screws. Blade has a total length of 300MM (12"). Overall length with power grip is 370MM (14.5").


- 35-8000** Flat Head
- 35-8001** Phillips Head



### CARBURETOR ADJUSTMENT TOOLS

Designed for most popular applications. These tools make those hard to reach carb adjustments easy and safe. Sold each.

- 35-9655** Carb Sync Wrench for Mikuni and Keihen carbs with 8mm hex nut and screw driver set.
- 35-9656** Carb Sync Wrench Set (07908-KE70000) Bevel Gear Driven



35-9655

35-9656

### ADJUSTABLE HOSE PINCHERS

A quick easy way to pinch off fuel and vacuum without damaging the line. Sold in pairs.

**35-5404** Adjustable Hose Pinchers



### CARB POP-OFF PRESSURE PUMP

Check float needle and valve seat holding pressure. Can also be used for checking impulse diaphragm pressure.

**35-8570** Carb Pop-Off Pressure Pump. (YW-42087)



### CARBURETOR JET CLEANER

Great for cleaning carb body passage holes and clogged jets. Contains 20 piece precision fit needles. Size range : 0.45mm to 1.5mm

Contents: 0.45mm / 0.50mm / 0.55mm/ 0.60mm / 0.65mm / 0.70mm / 0.75mm / 0.80mm / 0.85mm / 0.90mm / 0.95mm / 1.00mm / 1.05mm / 1.10mm / 1.15mm / 1.20mm / 1.25mm / 1.30mm / 1.40mm / 1.50mm

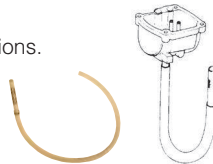
**35-3490** Carb Cleaner



### FUEL LEVEL GAUGE

For measuring fuel level on Yamaha applications.

**35-8395** Fuel Level Gauge. (Float Bowl not included) YM-01312-A



### MOTION PRO 17MM FLOAT BOWL WRENCH

- Designed to remove 17mm float bowl drain plugs
- Fits most off-road and dual sport motorcycles
- 12 point hex and low profile design for tight access

**35-4244** Float Bowl Wrench



### HOSE REMOVAL PLIERS

For easy removal of 4mm to 14mm vacuum and fuel hose. Engage the barb with the sharpened jaw for grip. Squeeze and the hose is easily pushed off by the silver jaw. Allows one handed removal. Sold each.

**35-9267** Hose Removal Pliers



### VACUUM & FUEL LINE PLUGS

Step designed plugs allow closing two lines of same or different sizes at the same time. Fits all 1/8", 3/18", 1/4", 5/16", 3/8" and 1/2" hoses. Tapered caps close tubes from 1/8" to 1/2". Bead chain prevents loss. Sold as a set.


**35-7758** Vacuum & Fuel Line Plugs



### K&L CARB CLEANER WIRE SET

A 10 piece wire set with spiral knurling for cleaning popular size jets and carb body holes/passages.

**35-3498** K&L Carb Cleaner Wire Set



### MOTION PRO QUICK RELEASE FUEL COUPLERS

Available with single and dual shutoff couplers. When disconnected, the coupler shuts off the flow from the source only, or from both sections. Connecting the couplers resumes flow. Fuel rated o-rings prevent leakage. Available for 1/4" and 5/16" I.D. fuel line.

#### MOLDED WHITE PLASTIC

- 35-0984** Single Shutoff Coupler, 1/4"
- 18-7213** Single Shutoff Coupler, 5/16"
- 35-0985** Dual Shutoff Coupler, 1/4"
- 35-0987** Dual Shutoff Coupler, 5/16"



### MOTION PRO FCR CARB TOOL

Set includes three bits - 6mm hex for main jets, long reach straight slot for pilot jets and 3mm allen for float bowl removal. Longer bits make this set ideal for reaching into recessed cavities when adjusting Keihin FCR carburetors. Sold as a set.

**35-7978** Motion Pro FCR Carb Tool



### YICS SHUTOFF STICK FOR YAMAHA

This wrench is used on Yamaha XJ550/650/750 and XJ1100J Maxim applications to shutoff YICS system for carb synchronization.

**35-8396** YICS Shutoff Stick for Yamaha. (YM-08025)



### MIGHTY CUTTER HOSE CUTTER

Hose cutting tool produces straight accurate cuts in hoses up to 1 1/8" or 28mm in diameter. Sold each.

- 35-9302** Mighty Cutter Hose Cutter
- 35-9303** Replacement Blade-each



### MOTION PRO JET WRENCHES

These steel jet wrenches have a rubber snap-off lid over a storage area for extra jets. Handle is knurled for secure grip. Sold each.

**35-4182** Motion Pro Jet Wrench for 6mm hex jets



**35-4182**

### VACUUMMATE (ALLWEATHER)

The VacuumMate is the industry standard for fast & accurate synchronizing of carburetor / FI throttle valves on 2 & 4 stroke engines, with "smart" valve diagnostics & 'wireless' RPM measurement. Synchronize up to 6 cylinders with optional adapter kit. (35-8114) Intake synchronizer • Dynamic fault analyzer • Tachometer Three selectable modes provide full diagnostic capabilities 'RPM' mode for adjustment of engine speed of 2 & 4 stroke engines during synchronizing. 'AVE' mode with 3 overlapping scales from 5 to 55cm Hg & fixed resolution of 0.5cm Hg for general synchronizing. 'DYN' mode for troubleshooting - allows for immediate visual check why engine cannot synchronize, possible causes include non sealing valves or a cracked manifold. Includes battery cord-set, T-connector & 4 x M5 & M6 flexi-rigid manifold adapters.

- 35-8108** VacuumMate Allweather with internal battery
- 35-9812** Deluxe Soft Case, fits IgnMate, VacMate, CarbMate, Syncmate.
- 35-8802** 5mm Replacement Flexi-Rigid Adapter, Sold EACH
- 35-8803** 6mm Replacement Flexi-Rigid Adapter, Sold EACH
- 35-8114** VacuumMate 4 to 6 Channel Adapter. Allows synchronization of 6 cylinder engines
- 35-7992** Replacement Battery Cord



Deluxe Soft Case, 35-9812



### SYNCHPRO

is the simple to use, spill proof alternative to mercury synchronizers. Priced less than electronic carb tuners, 5mm adapters are included making SynchPRO perfect for home or professional use.

- 35-7987** SynchPRO Carburetor Tuner
- 35-7988** Replacement Fluid for SYNCHPRO
- 35-9118** 6mm Adapter Set -4 piece set Qty-2 short and Qty-2 Long adapters
- 35-9112** 5mm Adapter Set -4 piece set



35-9112



### K&L VACUUM GAUGES

2" gauges feature 0-76cm/hg readings and a high grade chrome finish. Deluxe set Includes Storage case, Rubber hoses, and 5 & 6 mm adapters and extensions. Built in restrictors eliminate needle bounce.

- 35-3019** Deluxe Vacuum gauge set
- 35-3215** Sync adapters 5x169mm (Pk/2)
- 35-3223** Sync adapters 5x98mm (Pk/2)
- 35-3232** Sync adapters 6x53mm (Pk/2)
- 35-3233** Sync adapters 6x60mm (Pk/4)



### EMGO ECONOMY CARB SYNC GAUGE SETS

Perfect for retail sales, these gauges include hoses, 5 and 6mm adapters, and individual damping control. Assembly required.

- 35-7294** Emgo Economy Carb Sync Gauge-two cylinder
- 35-7295** Emgo Economy Carb Sync Gauge-four cylinder



35-7294

35-7295

### MOTION PRO MERCURY CARB SYNCH PARTS

- 35-9112** Brass Carb Balancer Adapters-5mm for Honda Suzuki. Set includes 51mm and 102mm lengths.
- 35-9113** Replacement Hose for Deluxe & Economy Synchronizer. Black, 3.5 x 7mm hose.
- 35-9118** Carb Sync Adapter Set 6mm



35-9112



35-9113



35-9118

### 44T HANDPIECE WITH COLLETS

Tapered-grip handpiece with a collet-type chuck that adapts to accessories up to 1/4". Pre-lubricated ball bearings require no maintenance. Handpiece measures 1" diameter x 5-5/8" long.

**35-8606** 44T Handpiece with Collets. Includes a pin, wrench and three collets. (3/32", 1/8", 1/4") Works on Foredom TX motors only. (does not fit Foredom R motors)



### FIVE PIECE MULTI DEBURRING TOOL

Comes with five blades that are stored in the lightweight plastic handle. The blades are easily changed by depressing the locking button. Also useful for chamfering of small holes in metal. Sold each.

**35-9156** Five Piece Multi Deburring Tool



### 12 PIECE SWISS NEEDLE FILE SET

Features round, knurled handles. 6-1/4" long. Great for cleaning 2-stroke ports, 4-stroke cylinder heads and more. Comes in plastic storage pouch.

**35-7748** 12 Piece Swiss Needle File Set



### FLEX-SHAFT MOTOR ONLY

Made in U.S.A. by Foredom, this 1/3 H.P. permanent magnetic electric motor operates at full torque at any speed. RPM range is 0 - 15,000.

**37-8569** TX Flex-Shaft Motor only. Works with Foredom TXR foot pedal speed control.

#### OPTIONAL ACCESSORIES

**37-8589** Foredom TXR foot pedal speed control. Allows user to vary speed from low to high. Fits **37-8569** only

**37-8615** Inner replacement cable for **37-8569**

**37-8616** Flexible outer cable sheath for **37-8569**



37-8569



37-8589

### ALDEN DRILL-OUT POWER EXTRACTORS

Made of high quality tool steel. Drills are tough enough to extract grade 8 and 10.9 class stainless steel bolts. Alden drill-outs feature a "self centering" tip to eliminate wandering, even on rough surfaces. Drill-Outs exclusive two piece design makes removing broken bolts a fast and simple one step procedure.

**35-0480** ALDEN Drill-Out Power Extractor (4 piece set: 6/8/10/12mm)

**35-0485** ALDEN Drill-Out Power Extractor (4 piece set: 3/4/5/6mm)

**35-0490** ALDEN Drill-Out Power Extractor (7 piece set: 3/4/5/6/8/10/12mm)



35-0490



35-0480



35-0485

### PORTING KIT

35 piece kit contains popular sizes of flap wheels, cartridge rolls, and spiral rolls. Grinding stone and roll mandrels are also included. Sold as a kit.



**35-9127** Porting Kit

### IGNITION POINT FILE

High grade steel construction. Precise double cut file pattern. Quickly cleans ignition points. Doubles as a light duty general purpose file.

**35-3901** Ignition Point File





### WINONA CB1401 CYLINDER BORING BAR

The CB1401 is the fastest and most efficient boring machine you can buy. With simple, accurate setup, the CB1401 handles cylinders from 1.5" to 4", up to .040" can be removed in one pass. Standard features include a direct reading micrometer\*\*, centering cone, anti-vibration tool, automatic upper and lower feed stops and two parallels.

**\*\*AVAILABLE IN SAE OR METRIC, PLEASE SPECIFY WHEN ORDERING.**

**35-4316** CB1401 Cylinder Boring Bar with 120V 60Hz 1Ph motor

#### OPTIONAL EQUIPMENT

- 35-0458** Big Bore Kit-Increases range from 4" to 4-1/2"
- 35-4317** 3 Finger Centering Device
- 35-4318** Replacement Carbide Inserts
- 35-2769** Dial Indicator Centering Fixture (Part# 2408)
- 35-2765** Dial Depth Indicator Manual Kit (Part# 1715)
- 35-2766** Dial Depth Indicator, DRO Z-Axis (Part# 1716)
- 35-2747** Brass Tipped Set Screw (Part# 801429)
- 35-2748** 3/16 Brass Tipped Set Screw (Part# 801396)
- 35-2749** SAE Tool Setting Micrometer (Part# 5121)
- 35-2768** Metric Tool Setting Micrometer (Part# 5122)

#### SPECIFICATIONS:

Range: 1.5" (38mm) - 4" (101mm)      Travel: 8" (203mm)  
 Speeds: 222 & 335 RPM                      Ship Weight: 550lbs. (249kg)



**35-0413**



**35-0458**




**35-2769**



**35-2766**



**35-2765**



### VSG22 SEAT CUTTER (MANUAL)

Single carbide insert machines three angles simultaneously. Pilot is supported on both ends, with holders to fit the smallest valve seats. Ball joint allows 15° degree of movement


**35-2741** VSG22 Seat Cutter (Manual)



### VRX VALVE GRINDER

Easy to operate, with valves clamped in the head stock by a collet. Base is cast. Valve head-stock has an adjustment range from 30° to 60°. Longitudinal and transverse carriages slide on dove-tail guides.

**35-2770** VRX Valve Grinder



### WINONA PS1370 CYLINDER HONING MACHINE

The PS1370 produces a consistent surface finish. Cylinders are easy to set up and hone with the standard small engine fixture. It handles singles and many twins, triples, and fours, and will hone cylinders with torque plate attached. Shipping Weight is 400 lbs. (181kg) Honing Machine includes Honing Oil Pump, Work Light, Small Engine Fixture, 1/2" Jacobs Chuck Kit and 5 Gallons of Honing Oil.

**35-0454** PS1370 Cylinder Honing Machine, 110V 60Hz 1Ph

#### OPTIONAL EQUIPMENT

- 35-0456** Hone Head with Dual Friction Feed
- 35-0457** Junior Hone Head with Dual Friction Feed

#### SPECIFICATIONS:

Range: 2.5" (66mm) - 5.6" (142mm)      Stroke: Up to 10" (254mm)  
 Air Required: 110 PSI @ 3 cfm                      Motor: 1/4 H.P.



**35-0454**



### HT100 HOT TANK

Holds 100 Gal of solution, with insulated tank and lid. Large 22 x 34 inch basket has 500Lb. weight capacity. Thermostat for temperature control, 1/2 HP. motor. Removable bottom crate for easy clean out of sludge.

**35-2738** HT100 Hot Tank



**35-2738**

### WVN3226 SPRAY WASHER

Spray Washer for heads, blocks and engine components. Adjustable thermostat gives quick heat up. Double-lipped door seal prevents leaks. 60-min. timer, 3 HP motor, and 1000 lb. capacity are standard

**35-2736** WVN3226 Spray Washer



**35-2736**

### CH1300 HONING TANK

Designed for ease and safety of operation during honing. Your motorcycle cylinders are easy to set up with the standard small engine fixture. It's easy to use, accurate, and affordable for any shop.

**35-2737** CH1300 Honing Tank



### RAF120 ROD FIXTURE

Used to check bend & twist in connecting rods, four expanding mandrels makes set-up fast, eliminating operator error. Includes: 2 Dial Indicators, 4 Expanding Pins, 4 Alignment Arbors.

**35-2745** RAF120 Rod Fixture



## LARGE BORE CYLINDER HONE SET

**35-1920** Large bore cylinder hone set

Range: 70mm to 108mm, Larger with special order rack set  
Set includes: Hone body with 76-108mm rack, 80 & 180 grit stones, cleaning brush, dressing paddle and sturdy storage case

### LARGE BORE CYLINDER HONE SET REPLACEMENT PARTS

- 35-1921** Drive Shaft Only
- 35-1922** Rack Set 70-95mm
- 35-1923** Rack Set 100-158mm
- 35-1931** 80 Grit Stone Set 76-108mm
- 35-1932** 180 Grit Stone Set 76-108mm
- 35-1933** 280 Grit Stone Set 76-108mm
- 35-1934** 500 Grit Stone Set 76-108mm
- 35-1936** 80 Grit Stone Set 70-95mm
- 35-1937** 180 Grit Stone Set 70-95mm
- 35-1938** 280 Grit Stone Set 70-95mm
- 35-1939** 180 Grit Stone Set Nikasil 70-95mm



35-1920



35-2104

## SMALL BORE CYLINDER HONE SET

**35-2104** Small bore cylinder hone set

Set includes: Hone body and 180 grit stones. 3 size ranges  
44.5-55.9mm, 52-63.5mm and 59.6-69.9mm in a sturdy storage case

### SMALL BORE CYLINDER HONE SET REPLACEMENT PARTS

- 35-2105** Driver Yoke Assy
- 35-2106** Stone Screw
- 35-2107** Spring
- 35-2108** Jaw
- 35-2111** 80 Grit Stone Set 44.5-55.9
- 35-2112** 180 Grit Stone Set 44.5-55.9
- 35-2113** 280 Grit Stone Set 44.5-55.9
- 35-2121** 80 Grit Stone Set 52-63.5mm
- 35-2122** 180 Grit Stone Set 52-63.5mm
- 35-2123** 280 Grit Stone Set 52-63.5mm
- 35-2124** 180 Grit Stone Set Nikasil 52-63.5mm
- 35-2125** 80 Grit Stone Set 59.6-69.9mm
- 35-2126** 180 Grit Stone Set 59.6-69.9mm
- 35-2127** 280 Grit Stone Set 59.6-69.9mm
- 35-2128** 180 Grit Stones Nikasil 59.6-69.9mm

## REPLACEMENT PARTS FOR OLD 35-9139 LARGE BORE CYLINDER HONE SET MODEL 500

*THE MODEL 500 HONE SET (P/N:35-9139) HAS BEEN DISCONTINUED. HOWEVER, WE STILL CARRY THE REPLACEMENTS PARTS TO KEEP YOU GOING!*

- 35-9153** Roughing Stone Set (60 Grit): Includes 2 stones & 2 felts
- 35-9154** Medium Stone Set (220 Grit): Includes 2 stones & 2 felts
- 35-9166** Fine Stone Set (320 Grit): 2 stones and 2 felts

## REPLACEMENT PARTS FOR OLD 35-9151 MODEL 8550

- 35-9178** Roughing Stone Set (60 Grit): Includes 2 stones and 2 felts.
- 35-9189** Roughing Extension Stone Set (60 Grit): Includes 2 stones and 2 felts.
- 35-9191** Finishing Stone Set (220 Grit): Includes 4 stones range 1-3/8" to 2" (35 to 50.8mm)
- 35-9190** Finishing Stone Set 220 Grit: Includes 2 stones and 2 felts. Range 2" to 2 5/8" (50.8 to 66.7mm).

## WISECO NYLON SOFT-HONES

These hones feature soft nylon bristles that are diamond impregnated for imparting a crosshatch finish on cylinder walls. This helps ring seating and compression; while the flexibility of the hone prevents them from scoring cylinders. Available in these sizes:

- 35-5892** 45-57mm (1.77"-2.24")
- 35-5893** 57-70mm (2.24"-2.76")
- 35-5894** 63-76mm (2.48"-2.99")
- 35-5895** 76-89mm (2.99"-3.50")
- 35-5896** 89-102mm (3.50"-4.02")



## CYLINDER FLEX-HONE

For fast and efficient deglazing and final finish honing of cylinder walls. Globules of silicone carbide (SC) or aluminum oxide (AO) are laminated to the ends of high density bristles, providing a consistent cross-hatch pattern for oil retention and instant ring seating. Available in the following sizes and grits: red=180, blue=240, white=320 grit.



**NOTE: SIZES LISTED REFER TO INNER DIAMETER OF CYLINDER. (BORE)**

- 35-9143** Flex Hone Oil 1/2 Pint

180 GRIT - Red (SC)		240 GRIT - White (SC)		320 GRIT - Blue (AO)	
<b>35-9131</b>	36 ~ 38mm	<b>35-9231</b>	36 ~ 38mm	<b>35-2725</b>	36 ~ 38mm
<b>35-9132</b>	39 ~ 45mm	<b>35-9232</b>	39 ~ 45mm	<b>35-2726</b>	39 ~ 45mm
<b>35-9133</b>	46 ~ 51mm	<b>35-9233</b>	46 ~ 51mm	<b>35-2729</b>	46 ~ 51mm
<b>35-9136</b>	52 ~ 57mm	<b>35-9234</b>	52 ~ 57mm	<b>35-2731</b>	52 ~ 57mm
<b>35-9145</b>	58 ~ 64mm	<b>35-9235</b>	58 ~ 64mm	<b>35-2732</b>	58 ~ 64mm
<b>35-9138</b>	65 ~ 70mm	<b>35-9236</b>	65 ~ 70mm	<b>35-9208</b>	65 ~ 70mm
<b>35-9140</b>	71 ~ 76mm	<b>35-9237</b>	71 ~ 76mm	<b>35-9209</b>	71 ~ 76mm
<b>35-9141</b>	77 ~ 83mm	<b>35-9238</b>	77 ~ 83mm	<b>35-9210</b>	77 ~ 83mm
<b>35-9142</b>	84 ~ 89mm	<b>35-9239</b>	84 ~ 89mm	<b>35-2733</b>	84 ~ 89mm
<b>35-9229</b>	90 ~ 95mm	<b>35-9240</b>	90 ~ 95mm	<b>35-9213</b>	90 ~ 95mm
<b>35-9230</b>	96 ~ 105mm	<b>35-9241</b>	96 ~ 105mm	<b>35-9217</b>	96 ~ 105mm

## KM 2650 BASIC JAPANESE MOTORCYCLE/ATV/MARINE KIT

**37-3519** KM2650 Japanese Motorcycle/ ATV/Marine Kit

- 122 Cutter — 1" dia. 45°
- 123 Cutter — 1" dia. 31°
- 111 Cutter — 1" dia. 60°
- 270 Cutter — 1-1/4" dia. 60°
- 607 Cutter — 1-1/4" dia. 30°
- 608 Cutter — 1-1/4" dia. 45°
- 100-4.0 Solid Pilot, small series — 4mm
- 100-4.5 Solid Pilot, small series — 4.5mm
- 100-5.0 Solid Pilot, small series — 5mm
- 100-5.5 Solid Pilot, small series — 5.5mm
- 100-5.52 Solid Pilot, small series — 5.52mm
- 100-6.0 Solid Pilot, small series — 6mm
- 100-6.6 Solid Pilot, small series — 6.6mm
- 140-5.0 Solid Pilot, standard series — 5mm
- 140-5.5 Solid Pilot, standard series — 5.5mm
- 14 CA160 Case, six cutter capacity
- TW513 T-wrench
- KACC246 Accessories kit
- 0-6.6 Solid Pilot, standard series — 6.6mm



37-3519

## KM2600 MOTOCROSS BIKE KIT

**37-9219** KM2600 Motocross Kit

- CU122 Cutter, 25mm dia., 45 degrees
- CU123 Cutter, 25mm dia., 31 degrees
- CU111 Cutter, 25mm dia., 60 degrees
- CU607 Cutter, 32mm dia., 30 degrees
- CU608 Cutter, 32mm dia., 45 degrees
- CU270 Cutter, 32mm dia., 60 degrees
- CU626 Cutter, 38mm dia., 30 degrees. x 45 degrees.
- 100-4.0 Solid pilot, small series 4mm
- 100-4.5 Solid pilot, small series 4.5mm
- 100-5.0 Solid pilot, small series 5mm
- 140-4.5 Solid pilot, standard series 4.5mm
- 140-5.0 Solid pilot, standard series 5mm
- 140-5.5 Solid pilot, standard series 5.5mm
- TW505 T-wrench
- TW503-1 Adapter, 1/2" hex to 3/8" hex
- CA497 Case, 11 cutter capacity
- KACC246 Accessories kit



37-9219

## KB3220 OUTBOARD ENGINE KIT

**35-91044** KB3220 Outboard Engine Kit

- 122 Cutter, 1" (25mm) dia, 45°
- 126 Cutter, 1" (25mm) dia, 30°
- 111 Cutter, 1" (25mm) dia, 60°
- 128 Cutter, 1-5/16" (33mm) dia, 30° x 45°
- 100-5.5 Solid pilot, 5.5mm
- 100-5.52 Solid pilot, 5.52mm
- 100-6.0 Solid pilot, 6mm
- 100-6.02 Solid pilot, 6.02mm
- CA160 Case, six cutter capacity
- TW513 T-wrench
- KACC246 Accessories kit

35-91044



## NEWAY GENERAL JAPANESE KIT KM-2563\*\*

**NOTE: SAME AS KM2562, WITH THE ADDITION OF 140-5.5 SOLID PILOT.**

**37-9468** General Japanese Kit

- 132 Cutter - .830" dia. 32°
- 131 Cutter - .850" dia. 45°
- 133 Cutter - .874" dia. 60°
- 122 Cutter - .975" dia. 45°
- 123 Cutter - .975" dia. 31°
- 111 Cutter - 1" dia. 60°
- 120 Cutter - 1" dia. 15°
- 270 Cutter - 1-1/4" dia. 60°
- 607 Cutter - 1-1/4" dia. 30°
- 608 Cutter - 1-1/4" dia. 45°
- 205 Cutter - 1-1/2" dia. 60°
- 626 Cutter - 1-1/2" dia. 30° x 45°
- 100-4.0 Solid Pilot - 4.0mm dia.
- 100-4.5 Solid Pilot - 4.5mm dia.
- 100-5.0 Solid Pilot - 5.0mm dia.
- 100-5.5 Solid Pilot - 5.5mm dia.
- 100-5.52 Solid Pilot - 5.52mm dia.
- 100-6.0 Solid Pilot - 6.0mm dia.
- 100-6.6 Solid Pilot - 6.6mm dia.
- 140-5.0 Solid Pilot - 5.0mm dia.
- 140-6.6 Solid Pilot - 6.6mm dia.
- 140-6.98 Solid Pilot - 6.98mm dia.
- 140-7.0 Solid Pilot - 7.0mm dia.
- 140-7.02 Solid Pilot - 7.02mm dia.
- 140-8.0 Solid Pilot - 8.0mm dia.
- 140-8.02 Solid Pilot - 8.02mm dia.
- TW505 T-Wrench
- TW-503-1 Adapter, 1/2" to 3/8"
- CA497 Case
- KACC246 Accessories Kit



37-9468

## NEWAY HARLEY-DAVIDSON® KIT KM-2451

**NOTE: SAME AS KM2450, WITH THE ADDITION OF 140-7.02 SOLID PILOT.**

- 37-9367** Harley-Davidson® Kit
- 37-9364** Harley-Davidson® V-Rod Kit (optional Valve Seat Cutter Kit for V-Rod applications)

- 622H Cutter - 1-1/2" dia. 31° x 46°
- 205 Cutter - 1-1/2" dia. 60°
- 293 Cutter - 1-3/4" dia. 60°
- 642H Cutter - 1-3/4" dia. 31° x 46°
- 140-5/16 Solid Pilot - 5/16" dia. -3, -2, -1, STD., +1
- 140-11/32 Solid Pilot - 11/32" dia. -4, -3, -2, -1, STD., +1
- 140-3/8 Solid Pilot - 3/8" dia. -2, -1, STD., +1, +2, +3, +4
- 140-7.02 Solid Pilot - 7.02 mm
- TW505 T-Wrench
- CA160 Case
- KACC246 Accessories Kit



37-9367

## NEWAY PU1800 POWER UNIT

The PU1800 Power Unit rolls along a bench mounted track to quickly position over the valve seat. No time is lost leveling or locking down the head. The power unit's double universal joint transmission easily adjusts to any cylinder head shape. The PU1800 Power Unit includes motor, transmission, trolley & track, and foot switch. **NOTE: 37-9376 NOT INCLUDED.**

**37-9369** NEWAY PU1800 Power Unit

## NEWAY CYLINDER HEAD STANDS Sold in pairs.

**37-9376** NEWAY Cylinder Head Stands



37-9369

37-9376

## NEWAY EASY-TURN WRENCH

The Easy-Turn Wrench helps you get more out of your Neway valve seat cutters. This handy accessory enables you to keep the cutter turning continuously so that the seats are finished faster. Comfortable to use, the Easy-Turn Wrench allows you to feel the amount of material being removed.

**NOTE: CUTTERS NOT INCLUDED**

**35-2745** Neway Easy-Turn Wrench



## VALVE SPRING COMPRESSORS

Designed specifically to service motorcycle and ATV applications. Two types available:

- 35-8406** YM-01253 Short C-Clamp type. Comes with two adapters 26mm and 32mm.
- 35-9408** YM-04019 This tool is durable, yet lightweight in design. Quick release post. **Made in Japan.**

### OPTIONAL ADAPTERS FOR 35-9408

- 35-8669** 17mm I.D. Adapter (YM-04114)
- 35-8668** 20mm I.D. Adapter (YM-04108)
- 35-01243** 26mm I.D. Adapter (YM-01253-1)
- 35-8667** 32mm I.D. Adapter (YM-01253-2)

### OPTIONAL ADAPTERS FOR HONDA

Fits Kowa Valve Spring Compressor with threaded adapter only

- 35-8400** 18mm I.D. Adapter (07959-KM30101)

### VALVE SPRING COMPRESSOR

Designed for motorcycle heads. Includes three adapters (16.5, 21.5 & 23mm I.D.) and two posts. **Made in Japan.**

- 35-1070** Valve Spring Compressor



## CYLINDER HEAD STANDS

Makes cylinder heads easier to work on! Sturdy stands will hold head safely and securely, even on uneven surfaces. Tapered pins fit any size cylinder head bolt hole. Sold as a 2 piece set.

- 35-9125** Cylinder Head Stands



## CLOVER VALVE LAPPING COMPOUND KIT

The world famous green can with the four leaf clover. For seating valves, mating gears, and sharpening. Sold as a kit with coarse 120 grit (roughing) and 280 fine grit (finishing).

- 35-0309** Clover Valve Lapping Compound Kit



## NEWAY CUTTING FLUID

- 37-9374** One Pint Spray Bottle
- 37-9375** One Gallon Bottle



37-9375



## NEWAY VFR-1000 VALVE FACE RECONDITIONER

The VFR-1000 motorized valve face reconditioner gives you precise valve face angle with less time, effort, and expense. The VFR-1000 machines the valve face in flawless concentric patterns, providing the proper surface texture for a complete valve seal. Uses 115 volt-60 cycle. Standard equipment includes: 1 collet 3/8" (9.5mm), 3 carbide tool bits (9 cutting edges), high intensity work light, 1 finishing disc for butting valves, and illustrated operating instructions.



**NOTE: COLLETS SOLD AS AN OPTION. PLEASE SPECIFY SIZE REQUIREMENTS.**

### SPECIFICATIONS

- Accuracy: Concentricity within OEM specs
- Valve Size Range: 1/2" to 2-1/2"
- Collet Size Range available (optional): .157" (4mm) through 1/2" (13mm)
- Variable Rotation Speed: Up to 1300 RPM
- Variable Cutting Tool Feed
- Cutting Bit: Tungsten Carbide

- 37-9372** NEWAY VFR-1000 Valve Face Reconditioner

## NEWAY "GIZMATIC"

The "Gizmatic" is the most efficient tool for refacing valves by hand. Crank style lever turns the blades against the stationary valve face. This crank provides the operator with enough leverage to make the job effortless, while a second lever allows the operator to control the feed rate of the blades. The "Gizmatic" features soft jawed V-blocks which hold the valve stem securely in a vise while the cone, either 45° or 30°, automatically centers itself on the valve face.



- 37-9371** NEWAY "Gizmatic"

## NEWAY VALVE CONCENTRICITY GAUGE

A precision gauge to quickly and accurately measure valve face to valve stem concentricity. May be used before and after reconditioning. Accurate within 0.0005 inch (0.01mm).

- 37-9373** NEWAY Valve Concentricity Gauge



## FLEXIBLE MAGNETIC PICK UP TOOL

Rigid flexible pickup tool bends to any position and stays there. Great for small parts in blindspots and other hard to reach places. 1.5lb capacity magnetic head is only 5/16" (8mm) in diameter.

- 35-7950** Shape Shifter Magnetic Tool



## 8 LB. MAGNETIC PICK UP TOOL

This is a more powerful version of a workshop staple. Able to lift up to eight pounds, the pick-up extends to 24". A pocket clip allows you to easily carry it with you so it is always there when you need it.


- 35-7955** 8 lb. Magnetic pick-up Tool



### KWIK-LOADER VALVE KEEPER TOOL SET

The Kwik-Loader cuts valve installation and removal time drastically. It's compact and easy to use design replaces bulky C-clamp style compressors. The white tool is used for keeper removal, simply slide it over the spring pack/retainer and use a mallet to apply downward pressure to the collar. Remove the tool and keepers are ready to take out. To re-assemble, put valve into the guide, install the springs, and place retainer and keepers in position. Using the black tool, hand pressure is sufficient to complete the installation process. It's easier and faster than automotive style compressors, and you can even change valve stem seals without removing cylinder heads. Simply apply air pressure to the assembled head via the spark plug hole, and follow the same procedure above. Save time and make more money, contact your representative for details.

**35-3568** Kwik Loader Keeper Installation/Removal Tool



### VALVE GUIDE DRIVERS

Use for removal and installation of valve guides into cylinder head.

- 35-8388** 4.0mm YM-04111
- 35-8418** 4.5mm YM-04116
- 35-8417** 5.0mm YM-04097
- 35-8408** 5.5mm YM-01122
- 35-8416** 6.0mm YM-04064-A
- 35-8414** 7.0mm YM-01225-A
- 35-8413** 8.0mm YM-01200



### YAMAHA VALVE GUIDE INSTALLERS

These installers are used for installation of Yamaha shoulder-less valve guides to a specific depth into the cylinder head. To use, position onto the valve guide and drive into the cylinder head until installer makes contact with cylinder head surface. **NOTE: MUST USE WITH VALVE GUIDE DRIVER. AVAILABLE IN THE FOLLOWING SIZES:**

- 35-8387** 4.0mm YM-04112
- 35-8439** 4.5mm YM-04117
- 35-8437** 5.0mm YM-04098
- 35-8419** 5.5mm YM-04015
- 35-8435** 6.0mm YM-04065-A
- 35-8423** 7.0mm YM-04017



### VALVE GUIDE FLEX-HONES (320 GRIT)

Available in the following I.D. sizes:

- 35-9243** 4.0mm
- 35-9245** 5.0mm
- 35-9244** 5.5mm
- 35-9246** 6.0mm
- 35-9247** 7.0mm
- 35-9248** 8.0mm



### VALVE LAPPING TOOL

The ultimate vacuum stick for perfect surfaces on valves and valve seats. Interchangeable cups make unit suitable for use with virtually any size valve. Set includes vacuum stick, 3/4" and 1/4" rubber cups.

**35-8998** Valve Lapping Tool



### VALVE LAPPING TOOL SET

Features beaded wooden dowel for non-slip use and oil resistant rubber vacuum cups.

**35-5920** Valve Lapping Tool Set



### VALVE GUIDE REAMERS

Reaming valve guides after installation assures a proper valve stem to valve guide fit. Available in the following sizes:

- 35-3854** 4.0mm YM-04113
- 35-3829** 4.5mm YM-04118
- 35-3835** 5.0mm YM-04099
- 35-3836** 5.5mm YM-01196
- 35-3847** 6.0mm YM-04066
- 35-3851** 7.0mm YM-01227
- 35-3852** 8.0mm YM-01211



### RACING VALVE STEM SEAL INSTALLERS

Designed for the installation of Valve Stem

Seals on modern Shim Under Bucket 4-stroke street, ATV and Dirtbike heads. These tools can hold up to 4 Valve Stem Seals and load them onto the valve guides in under 15 seconds. Sold each.

- 35-2771** Valve Stem Seal Installers (4.0)
- 35-2773** Valve Stem Seal Installer (4.5)
- 35-2776** Valve Stem Seal Installer (5.0)
- 35-2778** Valve Stem Seal Installer (5.0 Hyabusa)



### SHIM TOOLS (BUCKET HOLDERS)

A must when setting valves with shim type adjustment. Available for the following models:

35-2629	Honda	CB750/900/CBX1000 (Motion Pro)
35-3457	Kawasaki	KZ750 twin, KZ900/1000/1100/1300 (Motion Pro)
35-2628	Suzuki	GS550/750/850/1100, Yamaha Seca II (Motion Pro)
35-3458	Yamaha	XJ650/750 & XS750/850/1100 series (Motion Pro)
35-3461	Yamaha	FJ1200
35-3462	Yamaha	XVZ12/13 Venture, V-Max
35-3466	Yamaha	XT250 & TT/XT350



### LONG FEELER GAUGES

- 1/2" x 12" blades in steel holder. Sizes: .002, .004, .006, .008, .010, .012, .014, .016, .018, .020, .022, .024, .026, .028, .030, .032, .034, .036, .038, .040
- Feeler Gauges are mostly used to measure gap clearance widths between two parts
- For easy identification, each blade is permanently marked with the blade thickness
- Blades are flexible enough that even if they are all on the same hinge, several can be stacked together to gain increased values
- Blades etched with both decimal size and metric equivalent

35-8127 Long Feeler Gauges



### MOTION PRO VALVE CLEARANCE GAUGES

(Sold in Cards of six)


35-2625	.002"/.003"
35-2626	.004"/.005"
35-2627	.006"/.008"
35-2874	Motion Pro Assortment 2 each of above part numbers



### TAPPET VALVE ADJUSTER WRENCH 3&4MM

Yamaha applications with 3 & 4mm square tappets.


35-8404 Tappet Valve Adjuster Wrench 3&4mm. (YM-08035-A)



### TAPPET ADJUSTMENT TOOL SET

Includes square 8mm knurled tappet adjuster and 8, 9, and 10mm hexes suitable for most four stroke motorcycles and ATVs with adjustable valves.


35-8998 Tappet Adjustment Tool Set



### MOTION PRO SIX PIECE TAPPET SET

Set contains three socket wrenches (8mm, 9mm, 10mm) and three adjusters (screw type, 3mm square, 4mm square). Fits nearly all models of Honda, Suzuki, and Yamaha Motorcycles and ATV's with screw-type adjusters.

35-5970 Motion Pro Six Piece Tappet Set



### DS SALES SIX PIECE TAPPET TOOL SET


This set has 8, 9, & 10mm sockets, and slotted, 3 and 4mm adjusters to service most common locknut adjusted motorcycles and ATV models.

35-7960 DS Sales Six Piece Tappet Tool Set.



### FEELER GAUGES

- 35-1770 25 Blade Metric Gauge. Twenty five straight blades: .04, .05, .06, .07, .08, .09, .10, .15, .20, .25, .30, .35, .40, .45, .50, .55, .60, .65, .70, .75, .80, .85, .90, .95, & 1.00mm
- 35-8397 14 Blade Offset Decimal/Metric (YM-34483) Sizes on blades listed in both decimal and metric. Fourteen offset blades: .002" (.051mm), .003" (.076mm), .004" (.102mm), .005" (.127mm), .006" (.152mm), .007" (.178mm), .008" (.203mm), .009" (.229mm), .010" (.254mm), .011" (.274mm), .012" (.305mm), .013" (.330mm), .014" (.356mm)



### FEELER GAUGE .05 - 1.0MM

This 13 blade feeler gauge features the following metric sizes: .05, .10, .15, .20, .25, .30, .40, .50, .60, .70, .80, .90, 1.0mm

35-7976 Feeler gauge



EQUIPMENT & TOOLS

HARD PARTS

CARB & FUEL

IGNITION/ELECTRICAL

CONTROL

SUSPENSION

ACCESSORIES

MARINE

### MOTION PRO PISTON PIN PULLER

- Pin adapters made of 6061 aluminum
- Fits 12mm (1/2") - 24mm (1")
- Works on full/short skirt pistons

35-5964 Piston Pin Puller



### QUICK RELEASE RING COMPRESSOR


Quick release makes it easy to remove from piston. Range is from 2-1/8" ~ 5" (54mm ~ 127mm). Sold each.

35-8723 Quick Release Ring Compressor



### SPRING HOOK PULLERS

- 35-1992 Motion Pro Heavy Spring Hook Puller. (w/ T-Handle)
- 35-3935 165mm Spring Hook Puller



### MOTION PRO TORQUE WRENCH ADAPTER

12mm/14mm at each end. Made from chrome vanadium tool steel with hard nickel pewter finish. Properly torque two-stroke cylinder base nuts and hard to reach fasteners. Multiply your torque wrench readings by using chart supplied with the tool for proper torque specifications. Always check with your owners manual for proper torque specifications for each model.


35-0910 Motion Pro Torque Wrench Adapter



### PIPE END SHAPER

Rounds out exhaust pipes that are crushed or bent. Range is 1-1/2" - 3" (38.10 - 76.20mm). Sold each.

35-9269 Pipe End Shaper



### MOTION PRO ADJUSTABLE TORQUE WRENCH ADAPTER

Apply up to 90ft/lbs of torque using standard combo & allen wrenches.

35-7986 Motion Pro Adjustable Torque Wrench Adapter



### CYLINDER HEAD NUT WRENCH

8mm (engine in frame) Fits XZ550 Vision, XVZ12/XVZ13 Venture & Venture Royale and VMX12 V-Max. Sold each.

35-8405 YM-28897



### TORQUE ANGLE GAUGE

35-9956 YU-A9956

35-9956



### PISTON BASE HOLDERS

Sold each.

- 35-9810 3/16" thick x 5-1/4" length
- 35-9811 1/2" thick x 6-3/4" length



### T-HANDLE SPARK PLUG WRENCH

Made in Japan. Sold each.

35-6375 10mm-C series



### T-HANDLE SPARK PLUG SOCKET

Deluxe T handle spark plug sockets with ergonomic grip and universal socket end. For 10 and 14mm thread plugs. Chrome finish.

- 35-9405 10mm T handle socket
- 35-9402 14mm T handle socket



### SLIDING T-HANDLE SPARK PLUG WRENCH

35-1008 Sliding T-Handle Spark Plug Wrench. 12mm Deep (extra long reach) Sold each.



### CYLINDER STUD INSTALL DRIVERS

Used for installation of cylinder studs. Tighten studs into tool until it bottoms out, then install studs into cylinder. Hex bolt on top loosens to easily remove the tool.

- 35-5926 6 x 1.0"      35-5928 10 x 1.25"
- 35-5927 8 x 1.25"      35-5929 10 x 1.5"



**MOTION PRO CRF CAM GEAR HOLDER**

Allows you to easily torque the cam gear bolts on a 2002-2006 CRF450R/X & 2006-2012 TRX450R/ER without a helper. Holds cam gear in place during removal and installation of cam gear bolts, works on stock and aftermarket cam gears. Reduces stress on cam chain and adjuster. A must have tool for anyone doing work on these popular models.



35-5793

35-5793 Motion Pro CRF Cam Gear Holder

**MOTION PRO GEARJAMMER**

Locks gears in place for easy installation and removal and allows tightening lock nuts to proper torque setting. Works on virtually any motor, originally developed for removing and installing the primary gear on a Honda CRF 450. Powerful magnet holds tool in place during use.



35-5803

35-5803 Motion Pro Gearjammer

**5PC SPARK PLUG SOCKET SET**

This 5 piece set has all the popular sizes including a 14mm for the newer Honda CRF Models.



35-7966

35-7966 5PC Spark Plug Socket Set. Set includes 14mm, 5/8", 18mm, 3/4" and 13/16" sizes on a convenient holder.

**MOTION PRO SPARK PLUG SOCKET**

Specially designed, 18mm spark plug wrench fits many late model applications. Use with 3/8" ratchet, 13/16" wrench, tool kit bar or phillips screwdriver that fits in 8.5 mm hole on socket. Sold each.



35-7977

35-7977 Motion Pro Spark Plug Socket

**MOTION PRO 14MM SPARK PLUG SOCKET**

Thin wall design allows for use in small plug cavities. Can be driven with 1/4 in. drive ratchet, 13mm or 14mm wrench, socket or T-handle. Rubber plug retainer. Designed for use on late model KTM 4-strokes, 2010 Honda CRF250R and 2009 CRF450R.



35-7838

35-7838 Motion 14mm Spark Plug Socket

**MOTION PRO 4-STROKE SPARK PLUG TOOL**

Specially designed for water-cooled 4-strokes with 5/8" plugs. 2-step extension-Swivel or fixed. Socket can also be used with a screwdriver to hold the front 19mm hex axles on late model 4-strokes. Sold each.



35-7836

35-7836 Motion Pro 4-Stroke Spark Plug Tool

**WATERCOOLED PLUG WRENCH**

Designed for easier use on bikes with water cooled cylinders. Sold each.

35-6422 Watercooled Plug Wrench

**K&L PORTABLE AUXILIARY GAS & FAN CADDY**

This tool offers mobility by centralizing all required tools on one easy to use fixture and now features an additional shelf for increased storage. Constructed of square tubing, the height is adjustable up to 68" with hooks to attach gauges and fuel bottles.

The stand is UPS shippable, and is finished in blue powder coat. Sold each.

35-9453 K&L Portable Auxiliary Gas & Fan Caddy

EQUIPMENT SHOWN  
NOT INCLUDED**STYLUS SERIES INSPECTION LIGHTS**

Stylus Reach models feature a flexible extension that gives 14" or 18" of reach.

- LED last 100,000 hrs.
- Powered by 3 AAA batteries included.
- Runs up to 60 continuous hrs.
- Momentary blink and constant "on" modes.

35-0259 LED Pen Light-Blue

35-0259

35-0267 24" Bend a lite w/ Cover

35-0269 42" Lighted Claw Grabber



35-0269

35-0267

**3 LED DYNAMO FLASHLIGHT**

Crank Style 3 LED Flashlight - No Batteries!!! Great for Emergencies! Put one in your tool box and your bikes tool kit.

35-0270 3 LED Dynamo Flashlight

35-0270





### CAM CHAIN TENSIONER TOOL FOR "A.C.C.T." (AUTO CAM CHAIN TENSIONERS)

Automatic Cam Chain Tensioners have become the norm on today's bikes, this tool allows you to retract the tensioner for ease of removal and installation. The tabs on the tool engage in the slots on the body of the tensioner, simply turn the knob to disengage the tensioner mechanism.

**35-6601** ACCT Tensioner Tool



### MOTION PRO 2-STROKE TIMING KIT FOR WATER-COOLED ENGINES

Kit includes dial indicator gauge with 0-5mm range in .01mm increments, 14mm spark plug thread adapter, and extensions (contact points) in different lengths. Designed to clear frame tubes on most recent water cooled models.

**35-9535** 2-Stroke Timing Kit for Water-Cooled Engines

**35-9536** 2-Stroke Adapter Kit for Air-Cooled Engines. Includes extended thread adapter and dial indicator extension. (contact point)



### 11 PIECE GASKET HOLE PUNCH SET

Designed to cut holes and internal radii in gaskets and other soft material such as rubber, felt fiber. Contains 5-3/8" long driving mandrel, ten punches sized at 1/4", 3/8", 1/2", 5/8", 5/16", 7/16", 9/16", 3/4", 1" and an attractive plastic storage box.

**35-1808** Gasket Hole Punch Set



### INTERNAL CIRCLIP PLIERS

Made from drop forged steel. 1.2mm tip diameter. Comfortable rubber grip. 50mm long tip with 90 degree angle for deep reach.

**35-6892** Internal Circlip Pliers



### CAMCHAIN TENSIONER TOOL FOR YAMAHA 2007-2012 R-1



Here's a better way to make a common job faster and easier. This tool allows easy re-setting of the cam chain tensioner mechanism on the Yamaha R-1. The threaded C-Clamp design lets you gradually compress the unit, making re-installation of the tensioner easier. A rubber pad at the receiving end of the tool prevents marring or scratches, while the body of the tool includes a convenient tab that makes it possible to mount it in a bench vice for hands free operation.

**35-6571** R-1 Tensioner Tool



### 3-IN-1 EXT/INT CIRCLIP PLIER

These space saving 3 in 1 pliers will do both internal and external circlips.

**35-9407** 3-IN-1 EXT/INT Circlip Plier



### COMBO INTERNAL / EXTERNAL CIRCLIP PLIER

6 1/4" reversible internal and external circlip removal tool. Includes both straight and 45 degree head with 1.2mm tips and straight and 90 degree heads with 1.5mm tips. Comes packaged in a durable molded case.

**35-9401** Combo Int/Ext Circlip Plier



**OEM TYPE OIL FILTER SOCKET WRENCH**

Designed to remove and install OEM spin-on oil filters. Sold each.

**IMPORTANT NOTE: WILL NOT FIT FRAM OIL FILTERS.**

Available for the following models:

- 35-4980** Fits Honda Oil Filter 15410-MM9-013. Fits Kawasaki Oil Filter 16097-1061/1063/1064. Fits Yamaha Oil Filter 3FV-13440-00-00, 5GH-13440-00-00 and 5JW-134440-00-00
- 35-4981** Fits Suzuki Oil Filter 16510-06B01, Yamaha "5DM" style
- 35-4983** Fits BMW, Ducati, H-D and Moto Guzzi OEM Oil Filters 76mm, 8 flute type



35-4980



35-4981



35-4983

**FRAM OIL FILTER CUP WRENCH**

- 35-4995** 65 & 67mm- Fits Fram Oil Filters PH6017 & PH6018

35-4995

**OIL FILTER REMOVAL PLIERS**

These pliers will remove those hard to reach or damaged oil filters. Great for those off brands. Adjustable to remove filters from 2" to 3 1/4" in outside diameter.

- 35-8497** Oil Filter Pliers (2"-3 1/4")

35-8497

**OIL FILTER WRENCH**

This oil filter wrench is perfect for Honda GL1500 and ST1100 applications with limited access to the oil filter. Fits 2-1/2" oil filters. **Made in U.S.A.**

- 35-8494** Oil Filter Wrench

35-8494

**MOTION PRO OIL FILTER STRAP WRENCH**

Fits all spin-on type oil filters. Use with 3/8" drive ratchet. Sold each.

- 35-7933** Motion Pro Oil Filter Strap Wrench

35-7933

**ADJUSTABLE OIL FILTER WRENCH 64-79mm**

Removes spin-on type oil filters from 2-1/2" to 3-1/8". Steel jaws grip oil filter without slipping. Works with any 3/8" ratchet drive.

- 35-9815** Adjustable Oil Filter Wrench 64-79mm

35-9815

**OIL FILTER / CLUTCH NUT SPANNER**

3/8", for Honda 90cc to 450cc. Also used as a clutch hub spanner on some 90 to 450cc models. sold each.

- 35-2633** Oil filter / Clutch Nut Spanner

35-2633

**RUBBER FACED & ALUMINUM VISE JAW PADS**

These vice jaw pads are designed to protect delicate parts from damage. Sold in pairs.

- 35-9814** Rubber Faced Vice Jaw Pads

- 35-9813** Aluminum Vice Jaw Pads



35-9813



35-9814

**SOFT GRIP VISE JAWS**

These polyurethane inserts cushion your vise jaws so you can get a better grip on irregular shaped objects and avoid marring softer ones. The pads are held in place with super-strong magnets for a no-slip grip and will fit vises from 3 to 6 in. Notice the multi-grip cutouts to assist in holding various widths of material.

- 35-9818** Soft Grip Vise Jaws

**MAGNETIC PARTS TRAYS**

35-2692



35-2683



35-2700

Every tech needs at least one! We offer three styles of trays in sizes that are perfect for keeping screws, nuts, and washers in place during disassembly. Great for carb overhauls and other precision jobs.

- 35-2683** 6" Round Magnetic Parts Tray

- 35-2692** 5.5" x 9.5" Rectangular Magnetic Parts Tray

- 35-2700** 2.5" x 3.75" 3 Piece Rectangular Magnetic Tray Set

**3 CLAW OIL FILTER WRENCH**

- Oil filter wrench with the ability to fit a wide range of sizes
- Turn counter clock wise to loosen filter, while wrench will tighten down
- Fits 61-95mm diameter metal oil filters
- Works with 3/8 drive ratchet and comes with adapter for 1/2" drive

- 35-9815** 3 Claw Oil Filter Wrench



**NEW**

**OIL FILLER CAP REMOVAL & INSTALLER TOOL**

This tool is designed to easily remove and install the oil filler cap without damaging the cap. This tool is designed to work on vintage Japanese motorcycles, outdoor equipment and Yamaha 4 stroke outboard motors. Tool has a 3/8" ratchet receiver.

- 35-69000** Oil Filler Cap Removal & Installer Tool



35-69000

(TOOL SHOWN FROM MULTIPLE ANGLES)



SHOWN REMOVING CAP FROM A ZRX 1200

### MITYVAC PROFESSIONAL COMPRESSION TEST KIT

Kit includes a shock resistant gauge that reads 0 to 300 psi/200kpa with bleed valve, 10, 12, 14, and 18mm spark plug adapters, quick disconnect flexible adapter hoses, and quick disconnect air hold adapter. (use for replacement of valve stem seals in cylinder head without removal) Packed in a convenient carry box complete with instruction.



**35-6103** MITYVAC Professional Compression Test Kit

### MOTION PRO 4-STROKE LEAKDOWN TESTER

Check percentage of cylinder leakage in a 4-stroke engine. Kit includes 10, 12, and 14mm spark plug adapters, regulator and gauge.

**35-1987** Motion Pro 4-Stroke Leakdown Tester



### DIESEL COMPRESSION TESTER

- For testing cylinder pressure on diesel ATV and UTV
- Release air and automatically reset gauge for repeat testing
- Swivel-end quick coupler for easy connection to adapters
- 16-1/2" long wire reinforced hydraulic hose
- Adapters from most other manufacturers are interchangeable with this tester
- 2-1/4" gauge has a dual scale dial with ranges from 0-1000 PSI and 0-70 bar

**35-7614** Diesel Compression Tester

**35-7615** Mule3010 Adapter - Diahatsu

**35-7616** Mule3010 Adapter - Kubota

**35-7617** 900D Adapter - Yanmar



### MOTION PRO COMPRESSION TESTER

Compression tester comes with flexible hose for 10, 12, & 14mm spark plug applications. Features a quick disconnect with a pressure release valve and 300 psi. gauge. Packed in a convenient carry box complete with instruction. Made in the U.S.A.

**35-7819** Motion Pro Engine Compression Tester



### FEELER GAUGES

**35-1770** 25 Blade Metric Gauge. Twenty five straight blades: .04, .05, .06, .07, .08, .09, .10, .15, .20, .25, .30, .35, .40, .45, .50, .55, .60, .65, .70, .75, .80, .85, .90, .95, & 1.00mm

**35-8397** 14 Blade Offset Decimal/Metric (YM-34483). Sizes on blades listed in both decimal and metric. Fourteen offset blades: .002" (.051mm), .003" (.076mm), .004" (.102mm), .005" (.127mm), .006" (.152mm), .007" (.178mm), .008" (.203mm), .009" (.229mm), .010" (.254mm), .011" (.274mm), .012" (.305mm), .013" (.330mm), .014" (.356mm)

**35-7976** Feeler gauge. This 13 blade feeler gauge features the following metric sizes: .05, .10, .15, .20, .25, .30, .40, .50, .60, .70, .80, .90, 1.0mm



**35-2625** Valve Clearance Gauge - .002"/.003" - sold card of six

**35-2626** Valve Clearance Gauge - .004"/.005" - sold card of six

**35-2627** Valve Clearance Gauge - .006"/.008" - sold card of six

**35-2874** Valve Clearance Gauge Assortment -sold card of six 2 each of .002"/.003", .004"/.005", .006"/.008"



**35-2625**  
**35-2626**  
**35-2627**  
**35-2874**

### LONG FEELER GAUGES

- 1/2" x 12" blades in steel holder. Sizes: .002, .004, .006, .008, .010, .012, .014, .016, .018, .020, .022, .024, .026, .028, .030, .032, .034, .036, .038, .040
- Feeler Gauges are mostly used to measure gap clearance widths between two parts
- For easy identification, each blade is permanently marked with the blade thickness
- Blades are flexible enough that even if they are all on the same hinge, several can be stacked together to gain increased values
- Blades etched with both decimal size and metric equivalent




**35-8127** Long Feeler Gauges

### CYLINDER BORE GAUGE SET, 18-35 MM (.7" - 1.4")

This set includes handle, dial indicator, and set of contact extensions, and is perfect for precision work on small cylinders. Set ships complete in a plastic storage case.

**35-9548** Cylinder Bore Gauge 18 - 35mm



### PLASTIC CALIPER

- 4 way measurements for outside, inside, step and depth
- Range 0 to 6-Inch in 1/1000-Inch increments, a 1/10-Inch range of revolution
- Adjustable dial and thumb wheel for fine adjustments


**35-7982** Plastic Caliper



### DIGITAL BORE GAUGE SET, 35-150MM (1.4" - 6")

Comes complete with handle, digital display that allows reading to be displayed in either Metric or S.A.E., & a full set of contact extensions. Instructional CD and battery are included. Ships in rugged plastic storage case.

**35-9547** Digital Bore Gauge 35 - 150mm



### DIGITAL CALIPER

Here's an economical solution for quick, easy measurements in the shop or at the front counter. Easy to read display calls out metric and standard figures. 150 mm, 6" scale. Includes plastic storage case.

**35-7893** Digital Electronic Caliper



### SMALL HOLE GAUGE SET

Knurled knob at handle for adjustment. Four piece set with storage pouch includes:

- .125" - .200" (3mm - 5mm), 3-5/8" long
- .200" - .300" (5mm - 7.5mm), 3-7/8" long
- .300" - .400" (7.5mm - 10mm), 4" long
- .400" - .500" (10mm - 13mm), 4-1/4" long



**35-9122** Small Hole Gauge Set

### 6 PIECE TELESCOPING GAUGE SET

Makes measurement of difficult-to-reach areas like cylinder walls easier. For use with a micrometer. A knob at the end of the handle locks or releases the contact tips. Range 5/16" - 6".



**35-9121** 6 Piece Telescoping Gauge Set

### OUTSIDE MICROMETERS

These metric outside micrometers are available in the following ranges:

- 35-8441** YU-03006-Micrometer 0 - 25mm
- 35-8442** YU-03007-Micrometer 25 - 50mm
- 35-8443** YU-03008-Micrometer 50 - 75mm
- 35-8444** YU-03009-Micrometer 75 - 100mm



### MITUTOYO DIGITAL ELECTRONIC CALIPER

LCD display makes for easy reading. Gives exact measurements to .0005" (.01mm) and features Zero-set at any point to make measurement of tolerances easier. Reads in inches or millimeters and will convert. Includes a fitted case and battery. **Made in Japan.**

**35-5400** MITUTOYO Digital Electronic Caliper



### DIAL INDICATOR GAUGE & MAGNETIC BASE STAND

- 35-8421** 2-1/4" Dial Indicator Gauge with Magnetic Base Stand
- 35-8428** 2-1/4" Dial Indicator Gauge only, 0" - 2-1/4" range in .001" increments
- 35-8447** Metric Dial Indicator Gauge only 0 - 5mm.
- 35-8438** Magnetic Base Stand only
- 35-8434** Flexible Magnetic Base Stand only



## BLIND HOLE BEARING PULLER & BRIDGE TYPE PULLER SET (8MM~32MM PULLERS)

Can be operated as bridge type or with slide hammer (slide hammer is included in kit)

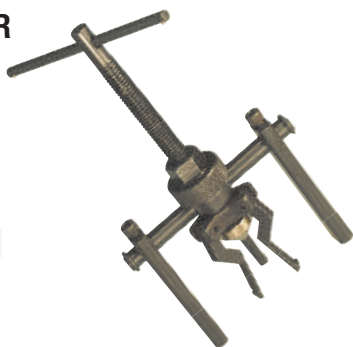
**35-6899** Bridge Type Blind Hole 8-32mm Bearing Puller Set



## PILOT BEARING PULLER BRIDGE TYPE

Slim jaw design allows for removal of most flywheel pilot bearings. Features a working travel of 13mm to 38mm (1/2" to 1 1/2")

**35-2231** Pilot Bearing Puller



## DELUXE SUSPENSION BEARING SERVICE TOOL

- Designed for quick and easy removal & precise installation of suspension linkage & swing arm pivot bearings
- Designed for use on 20 & 22 mm (I.D.) bearings
- Fits most Dirt-bikes & ATV's
- Includes blind bearing collet for removal of 20 mm blind bearings
- Anodized aluminum mandrels reduce the possibility of damaging bearing surfaces
- Laser etched markings for easy size identification
- Eliminates the need for a shop press
- Protective blow-molded case for easy storage

**35-8832** Deluxe Suspension Bearing Service Tool



## ROCKER SHAFT REMOVAL ADAPTER

This handy adapter attaches to any standard slide hammer. The 6mm and 8mm sizes allow for easy removal of the rocker shafts found on many Japanese Single and V-Twin cylinder heads.

**35-5911** Rocker Shaft Removal Adapter



## MASTER BUSHING DRIVER SET

15 pc set has 24 different available driver sizes from 12.6mm to 85.6mm and comes in a durable molded case.

**35-6890** Master Bushing Driver Set



## 9 PIECE BEARING PULLER TOOL SET

Comes with UNC slide hammer and bearing collets. Sizes: 8mm, 10mm, 12mm, 15mm, 17mm, 20mm, 25mm, 30mm, 32mm

**35-6889** 9 Piece Bearing Puller Tool Set

### REPLACEMENT PARTS:

- 35-6901** Bearing Puller Collet 8mm
- 35-6902** Bearing Puller Collet 10mm
- 35-6903** Bearing Puller Collet 12mm
- 35-6904** Bearing Puller Collet 15mm
- 35-6905** Bearing Puller Collet 17mm x 5 PCS
- 35-6906** Bearing Puller Collet 20mm
- 35-6907** Bearing Puller Collet 25mm
- 35-6908** Bearing Puller Collet 30mm
- 35-6909** Bearing Puller Collet 32mm



## BEARING PACKER KITS

- 35-6900** Deluxe Bearing Packer
- 35-6911** Econo Bearing Packer



## COPPER HAMMERS

- 35-9752** Copper Hammer. (3 lbs)
- 35-9753** Copper Hammer. (4 lbs)



**BEARING RACE & SEAL DRIVER**

Insert bearing races quickly and straight on the first try. Six disc sizes fit most bearing sizes. To install (drive) seals, turn discs over. Eliminates damage to bearing races. Seven piece kit includes driver handle and the following disc sizes: 40, 45, 50, 59, 63, and 65mm.

**35-9268** Bearing Race & Seal Driver

**3/8" DRIVE IMPACT DRIVER**

Heavy duty impact driver for general use. Reversible, tighten screws or bolts on impact or loosens frozen ones easily. Complete with 4 bits-No. 2 and No. 3 Phillips bit, 8 and 10mm slotted bits and metal storage case.

**35-8884** 3/8" Drive Impact Driver

**J.I.S. IMPACT DRIVER SET**

This impact driver set comes complete with Japanese Industry Standard Bits. These bits fit Japanese screws properly for a tighter snug fit.

**35-8880** Impact Screwdriver Set (Includes Driver, Case & 6 Bits)

**CROSS BITS FOR IMPACT SCREWDRIVER (JIS)**

**35-8893** Cross Bit #1x 5 PCS

**35-8894** Cross Bit #2x 5 PCS

**35-8895** Cross Bit #3x 5 PCS

**FLAT BITS FOR IMPACT SCREWDRIVER**

**35-8898** Flat Bit #1x 5 PCS

**35-8900** Flat Bit #2x 5 PCS

**35-8901** Flat Bit #3x 5 PCS

**JAPANESE STANDARD CHANGEABLE FLAT RACHET SCREWDRIVER SET (JIS)**

**35-6501** Japanese Standard Changeable Flat Ratchet Screwdriver Set

**35-6502** Cross bit No.0, No.1, No.2, No.3

**35-6503** Cross bit No.2 (full length 22mm)x 5 PCS

**35-6504** Cross bit No.2 (full length 30mm)x 5 PCS

**35-6505** Cross bit No.3 (full length 25mm)x 5 PCS

**MOTION PRO GASKET SCRAPER**

Ergonomic billet aluminum handle. Brass blade included safely removes paper gaskets from aluminum engine cases. Steel blade included for difficult to remove paper gaskets. Blades can be sharpened easily

**35-8683** Motion Pro Gasket Scraper

**HEAVY DUTY AUTOMATIC CENTER PUNCH**

Heavy duty construction allows use both on hard and soft metals. No hammer required.

**35-0956** Heavy Duty Auto Center Punch

**OIL SEAL PULLERS**

Remove fork seals and engine seals.

**35-5398** Oil Seal Puller with two tips

**35-9614** Adjustable Oil Seal Puller with two tips

**MECHANICAL SEAL INSTALLATION TOOL**

This tool properly installs waterpump mechanical seal into the cover without damaging the seal.

**35-2618** Mechanical Seal Installation Tool

**SOFT GRIP SCREWDRIVER, CROSS TIP (J.I.S)**

These soft grip screwdrivers have Japanese Industry Standard tips. These screwdrivers fit Japanese screws properly for a tighter snug fit.

**35-6506** Cross Soft Grip Stubby Screwdriver No. 2

**35-6507** Cross Soft Grip Screwdriver No. 1

**35-6508** Cross Soft Grip Screwdriver No. 2

**35-6509** Cross Soft Grip Screwdriver No. 3

**PEELER GASKET SCRAPER**

Peeler tool, hand-operated or pneumatic, The Peeler™ is amazingly effective at removing silicone gasket material. It also works well when removing paper or fiber gasket residue. It is much easier and faster than common knives or scrapers. The Peeler's unique, self-leveling conical blade does not dig or gouge into surfaces. Free rotation of the blade maintains a good, sharp cutting edge without nicks or flat spots. The Peeler can be used in any of the following motions: forward, backward, sideways, circular and upside-down. The hand-held Peeler features a short, easy-to-hold handle for close, powerful control of the blade. If necessary, the hardened steel blade can be re-ground and is easily replaced. The Powered Peeler is available for air-ratchet and powered screw drivers (max. 500 rpm). It fits 9/16" sockets.

**35-4067** Hand Held Gasket Scraper

**35-4068** Powered Gasket Scraper

**35-4069** 3pc Replacement Blade Set



### CRANKCASE SEPARATOR TOOL

This tool will work on most two and four stroke engines that have a vertically split crankcase. Moveable fingers allow a multitude of bolt patterns to be used so it will work on a variety of models. Includes 6mm and 8mm mounting bolts, center pulling bolt and a three leg frame that is appropriate for many applications.



35-9642

- 35-9642 Crankcase Separator Tool
- 35-9637 Replacement 8mm to 6mm Bolts. Each

### CRANKCASE SPLITTING TOOL

Designed to remove crankcase halves on most two-stroke engines safely. Comes with three sets of adapter mounting bolts: 5 x 0.80mm, 6 x 1.00mm, and 8 x 1.25mm. Sold as a set. Replacement mounting bolts sold each.



35-9638

- 35-9638 Crankcase Splitting Tool
- 35-9676 5mm Adapter Bolt
- 35-9677 6mm Adapter Bolt
- 35-9678 8mm Adapter Bolt

### CRANKCASE SEPARATOR CENTER POINT

Designed to protect crankshaft end (threads) when separating cases. Use with 35-9638 splitting tool.




- 35-8498 Crankcase Separator Center Point YU-01804-A

### CRANKSHAFT INSTALLING JIG TOOL

Supports and centers crankshaft webs while assembling two-stroke engine cases and rebuilding crankshafts. Prevents rod misalignment. Adjustable tang ends.

- 35-9804 Crankshaft Installing Jig Tool



35-9804

### UNIVERSAL CRANKSHAFT INSTALLATION SET

Installs the crankshaft into crankcase on most single cylinder vertically split engines. Sold as a set. Consists of the following: Qt1-Installing Pot, Qt1-Pot Spacer, Qt1-Bolt.

- 35-8509 Universal Crankshaft Installation Set (YU-90050)

#### OPTIONAL POT SPACERS

- 35-8513 YM-90070-A, XV700/750/920/1100 Virago, XT550, TT600
- 35-8515 YM-91044, YFM350/400/600/660, SRX600, XT225/550/600
- 35-8516 YU-01202, TTR250, SR/TT/XT500



35-8509

35-8513

35-8516

### YAMAHA CRANKSHAFT PROTECTORS

Sold each.

- 35-8504 YM-04063-A, XV750/920 Virago, XT550, YFP350, YFM660R Raptor
- 35-8399 YM-01382, XT250/XT350, RZ350, YFP350, YFZ350
- 35-8507 YM-33282, XV500 Virago, XZ550 Vision, XVZ12/13 Venture & Venture Royale, VMX12 V-Max
- 35-8508 YM-38145, XV750/XV1000 Virago



35-8504

35-8399

35-8507

35-8508

### CRANKSHAFT ADAPTER SET

Adapters for use with Crankshaft Installation Set 35-8509

Consists of the following adapters, also sold individually:

35-8512 Crankshaft Adapter Set (YM-90051-B)  
Set includes 1 ea of the following adapters: #1-#10 and #12

- 35-8773 YM-90061 #1 M7 x 1.0 RH Male
- 35-8555 YU-90062 #2 M10 x 1.25 RH Female
- 35-8585 YU-90063 #3 M12 x 1.25 RH Female
- 35-8774 YU-90064 #4 M12 x 1.0 RH Female
- 35-8775 YM-90065 #5 M12 x 1.25 LH Female
- 35-8776 YM-90066 #6 M14 x 1.0 RH Female
- 35-8777 YM-90067 #7 M16 x 1.0 RH Female
- 35-8778 YM-90068 #8 M18 x 1.0 RH Female
- 35-8779 YM-90069 #10 M14 x 1.5 RH Female
- 35-8781 YM-A0002 M10 x 1.25 RH Male
- 35-8510 YM-33279 #11 M22 x 1.0 RH Female
- 35-8780 YM-01383 #12 M10 x 1.25 RH Male



### K&L MC310 THREE-IN-ONE TRUING STAND

The three-in-one truing stand from K&L Supply helps you make the most of your workspace. This tool allows you to perform the following:

- Build and true spoke wheels
- Check for runout on crankshafts, wheels and fork tubes
- Balance spoke and mag wheels

The MC310 features rugged construction throughout with ease of use being given priority. UPS shippable, F.O.B. San Jose, California.

**NOTE: DOES NOT INCLUDE DIAL INDICATOR.**

- 35-9573** K&L MC310 Three-In-One Truing Stand
- 35-8428** 2-1/4" Dial Indicator Gauge only, 0" - 2-1/4" range in .001" increments
- 35-8447** Metric Dial Indicator Gauge only 0 - 5mm range in .01mm increments
- 35-9577** MC310 Indicator Arm Assembly
- 31-9624** MC310 Replacement Bearing FR67. (top rail bracket near pins)
- 31-9625** MC310 Replacement Bearing 6001ZZ (lower rail bracket)
- 35-9510** Replacement Tapered Wheel Cone only
- 32-2479** Balance Shaft with Centering Cones



### K&L SINGLE CYLINDER CRANKSHAFT ASSEMBLY FIXTURE

Fixture will assemble most Japanese and European single cylinder crankshafts including the Honda tin can cranks. Set includes assembly fixture, and seven axle bushing adapters – 17mm, 20mm, 22mm, 25mm, 28mm, 30mm, and 32mm.

**37-9688** K&L Single Cylinder Crankshaft Assembly Fixture



### CRANKSHAFT DISASSEMBLY TOOL

This fixture is designed to disassemble most single and twin cylinder models.

**NOTE: MAY NOT WORK ON TIN CAN CRANKS. (YZ80/KX80).**

**37-9556** Crankshaft Disassembly Tool



### V-BLOCKS

For precision measuring, Sold in pairs.



- 35-9564** "V" Blocks, 5"L x 1" W x 2"H.
- 35-9454** "V" Blocks, 3"L x 1-5/16" W x 2-3/8"H
- 35-9455** "V" Blocks, 4"L x 1-5/8"W x 2-5/8"H
- 35-9460** "V" Blocks, 5"L x 2"W x 3-1/8"H



### K&L 14MM SHAFT LOCK COLLARS

These lock collars from K&L Supply works in conjunction with **32-2479** - Optional Balance Shaft with Tapered Wheel Cones to adjust and lock the cones to hold any motorcycle wheel in place for truing and static balancing.

Pre-threaded set screws hold the cones in place once aligned. Black powder coated. Sold in pairs.

**37-3839** 14mm Shaft Lock Collars



### SPLIT BEARING PULLERS

Designed for separating and pulling bearings and close-fitting gears. Two sizes available:

- 35-4001** Split Bearing Puller (2-1/4" max. reach)
- 35-4002** Split Bearing Puller (4" max. reach)



**35-4001**



**35-4002**

### 20-TON HYDRAULIC PRESS

- All Welded Steel Construction
- Reinforced head Plates
- 20-ton jack included
- Made in U.S.A.



Made in U.S.A.

**37-9632** 20 Ton Hydraulic Press

### OPTIONAL ACCESSORIES FOR 20-TON PRESS BEARING PULLERS:

- 35-4001** Split Bearing Puller 2-1/4" max. reach
  - 35-4002** Split Bearing Puller 4" max. reach
- FORK TUBE "U" BLOCKS:**
- 35-9443** 36mm U-Block (for 33 thru 36mm tubes)
  - 35-9447** 40mm U-Block (for 37 thru 40mm tubes)
  - 35-9448** 43mm U-Block (for 41 thru 43mm tubes)
  - 35-9449** 46mm U-Block (for 44 thru 46mm tubes)
  - 35-9416** 49mm U-Block (for 47 thru 49mm tubes)
  - 35-9420** 52mm U-Block (for 50 thru 52mm tubes)



**37-9632**



**6 IN 1 FLYWHEEL PULLER**

Compact design with many applications. Most other similar tools have only four sizes.

Includes the following sizes M10 X 1.25R, M14 X 1.5R, M16 X 1.5R, M18 X 1.5R, M 24X 1.0R, M27 X 1.0R



35-2210 6 in 1 Flywheel puller



**FLYWHEEL PULLER DRIVER SET**

10 piece kit. All applications except M27 have right hand threads. Sizes as follows: M14 P1.5, M16 P1.5, M18 P1.5, M19 P1.0, M20 P1.0 x M27 P1.25, M22 P1.0 x M25 P1.5, M22 P1.5 x M26 P1.5, M24 P1.0 x M27 (left hand thread) P1.0, M26 P1.0 x M28 P1.0, M28 P1.5

35-8921 Combination Flywheel Puller Driver Set




35-5931 MP#1 35-6385 MP#2 35-6651 MP#3 35-6769 MP#4



35-7114 MP#6 35-5937 MP#7 35-5938 MP#8 35-5939 MP#9



35-5940 MP#10 35-5944 MP#11 35-5946 MP#12 35-4265 MP#14




35-5942 35-5006 35-4261 35-5007



35-7728 MP#16 35-2331 MP#17 35-2330 MP#18 00-0829 MP#19 35-5934 MP#20 35-5945 MP#21 35-4235 MP#22 35-5935 MP#26 35-5952 MP#29



35-4262 MP#30 35-9421 MP#31 35-5932 MP#33 35-5936 MP#36 35-5953 TOOL#37 35-9419 MP#39 35-6007 MP#42 35-6008 MP#43



35-5956 MP#46 35-8604 MP#50 35-5954 MP#52 35-4266 MP#63 35-4264 MP#64 35-6022 MP#65 35-6033 MP#67 35-3479 MP#73 35-5951

**HONDA**

- 35-5931** MP#1 27mm x 1.0mm LH Male CT70, XL80/XR80R, XL/XR100R, CR80R, CR125R, CR250R, CR500R, ATC70, TRX70, TRX90, ATC250R FL250 Odyssey
- 35-5936** MP#36 35mm x 1.0mm RH Male Removes clutch 4 Stroke TRX250 Recon & EX Quad
- 35-5937** MP#7 20mm x 1.5mm RH Male Special bolt with hollow center MT250 Elsinore (Enduro) (74-76)
- 35-5939** MP#9 20mm x 1.5mm RH Male CB750A/K (69-78), CB750F Super Sport (75-78)
- 35-5940** MP#10 16mm x 1.5mm Male Early model CR125M and CR250M Elsinore ATV's-ATC90/110 with points CM185/CM200T,CMX250/CMX450, CRF230, CB/CL/SL 175/350/400/450,CB500/CB500K
- 35-5944** MP#11 22mm x 1.5mm RH Male. Fits most late model single XL and XR models. XL250/XL350/XL500/XL600/XL650R, XR250R/XR350R/XR500R/XR600R, VT500C/VT500FT ,VF750C/VF750F/VF750S, V45, VF1100C, VF1100F, VF1100S V65
- 35-2331** MP#17 18mm x 1.5mm RH Male. Late model CB four cylinder models (79-82), CB750C Custom, CB750F Super Sport, CB750K, CB900C Custom, CB900F Super Sport, CB1000C, CB1100F Super Sport
- 00-0829** MP#19 14mm x 1.5mm RH Male CB125/XL125/XL185S/XL200/XR185/XR200 XR200R/ATC200X/ATC200E (ATV)
- 35-5945** MP#21 20mm x 1.5mm RH Male. Special bolt with hollow center. ATC250X/ATC250ES/ATC250SX/ TRX250X, TRX300/TRX300EX/ TRX300FW/TRX350X, TRX400EX CX500/GL500/GL650, CX500, CX650/CX650T, VT750C Nighthawk (Twin-cylinder models) CB400TI/ CB400TII Hawk, CB400T Hawk
- 35-4266** MP#63 24mm x 1.5mm RH Female. With crankshaft protector cap CRF150R/250R/X/450R (4-stroke offroad)
- 35-6033** MP#67 35mm x 1mm RH Female. Clutch Puller for TRX400/TRX450 Rubicon and Foreman models. TRX500 Foreman (most)
- 35-3479** MP#73 28mm x 1mm RH Female. CR250R (78-80 ), CRF250R (04-06/10-12), TRX450R SportTrax (03-06), TRX350 (09-10), CRF450R (09-12), CRF450X (most)
- 35-4235** MP#22 40mm x 1.5mm RH Male. TRX500 Rubicon (4-stroke) (most)
- 35-6008** MP#43 24mm x 1.0mm RH Male. TRX500 Rubicon (4-stroke) (most)

**KAWASAKI**

- 35-5931** MP#1 27mm x 1.0mm LH Male. KV75/MC1-90/G4TR90/G4TR-100, F6-125, KD80/KM100, KE100/ KE125/KE175, KDX80/KDX200/ KDX250,KX60/KX80/KX85, KX100/ KX125/KX250/KX500
- 35-5941** MP#29 35mm x 1.5mm RH Female. 4-stroke single cylinder models with large flywheels. Most 4 wheel ATV applications. KLT160, KLF185 Bayou, KLF220 Bayou, KLF250 Bayou and KLF300 Bayou.

**KAWASAKI**

- 35-5952** MP#29 35mm x 1.5mm RH Female. Most Ninja ZX/ZZR600, EX250 Ninja
- 35-5940** MP#10 16mm x 1.5mm RH Male. ATV-KLT110/KLT200/KLT250, Early model KX125/KX250/KX420 (78-81), S3-400/KH400 2-stroke triple, Z1/A/B-900 (73-75), KZ1300A/B (79-80)
- 35-2330** MP#18 18mm x 1.5mm RH Male. KL250, KZ250, KZ400, KZ440, KZ550, KZ650, KZ750 four cyl, EX250 Ninja 250R, EX500A, EN500 Vulcan, KZ900A4/A5 (76-77), KZ900B1 LTD (1976), KZ1000A/B (77-80), KZ1300A/B (79-80), GPZ550 (81-85), ZX600 Ninja, GPZ750/GPZ1100, Vulcan VN750, Fits most 800cc PWC Engine Models
- 35-6007** MP#42 38mm x 1.5mm Female. KLX/KXF400 (98-03), ZX9 (00-06) ZX12
- 35-4266** MP#63 24mm x 1.5mm RH Female. KX250/450F (Pre-2009)
- 35-3479** MP#73 28mm x 1mm RH Female. KLX110 (03-06), KLX/KFX450 (08-10), KX450F (09-11) (4-stroke MX/ off-road )

**POLARIS**

- 35-5006** Long shaft and thread designed for Polaris ATV clutch, 1985-up models. The shaft is carbon alloy steel and is heat treated.
- 35-5007** Long shaft and thread designed for Polaris ATV Clutch. Fits 02-08 Sportsman 600/700 Twin EFI X2. The shaft is carbon alloy steel and is heat treated.
- 35-5951** Fits most Polaris XP900 RZR models 11-14.
- 35-5951** MP#48 Fits most RZR XP1000 and RZR 570 UTV Models.

**SUZUKI**

- 35-5931** MP#1 27mm x 1.0mm LH Male. RM80/RM100/RM125/RM/RMX250 (88-02), ATV Quads LT125/ALT125, 50/90/100/125cc (Early 2-stroke offroad)
- 35-5935** MP#26 40mm x 1.5mm RH Female. Most 2009-Present GSXR1000 Street, Marauder, VS Intruder Street
- 35-5938** MP#8 30mm x 1.5mm RH Female. LT160/LT230/LT230G/LT250E/S
- 35-5939** MP#9 20mm x 1.5mm RH Male. SV650 (99-04), TL1000 S & R (Most)
- 35-5940** MP#10 16mm x 1.5mm RH Male. GS550/650/750/1000 early models and other four cylinder models
- 35-4265** MP#14 30mm x 1.5mm RH Female. Thread Deep Reach GS1100/1150 (81-85). **NOTE: SMALL DIAMETER ROTORS ON THESE MODELS**
- 35-5945** MP#21 20mm x 1.5mm RH Male. AN650 Burgman (2003-2009)
- 35-5952** MP#29 35mm x 1.5mm RH Female. Late model street singles, twins and multi-cylinder models, LT250E, LT300E Quads, GSF400 Bandit, GS1000/GS1100. Late model DR250/350S Dual Sport/Offroad
- 35-9421** MP#31 50mm x 1.5mm RH Female. LS650 Savage, VX800, GV700/ GV1200/GV1400 Madura, VS750/ VS1400 Intruder LT-A400 & LT-F400 (2002-2007) VZR1800 Boulevard-M109R

**SUZUKI**

- 35-9419** MP#39 42mm x 1.5mm RH Female. Used for removal of starter alternator rotor from crankshaft on these applications: DR500/SP500X/Z/D (81-83), SP600F (1985), DR650SL~SES (90-95) non electric start apps.
- 35-9419** MP#39 42mm x 1.5mm RH Female. Used for removal of starter clutch on these applications: GSX-R750, GSX-R1100, GSX600F, GSX750F, GSX1100F/GSX1100G
- 35-6007** MP#42 38mm x 1.5mm Female. GSX/GS/LTZ 250, 400, 450 and GN Series
- 35-4266** MP#63 24mm x 1.5mm RH Female. RM-Z250 All Years, 04-06 RM-Z450
- 35-6008** MP#43 24mm x 1.0mm RH Male. Most 50cc Mini's & Import scooters w/6Y6QMB139 engines
- 35-4264** MP#64 33mm x 1.5mm Female. GSX-R600 (01-04), GSX-R750 (01-04) and GSX-R1000 (01-04)
- 35-3479** MP#73 28mm x 1mm RH Female. DRZ110 (03-06), RM-Z450 (07-12)

**TRIUMPH**

- 35-6007** MP#42 38mm x 1.5mm Female. 675cc Daytona Triples (06-08)

**ARCTIC CAT**

- 35-9421** MP#31 50mm x 1.5mm RH Female. Most 375, 400, 450, 650, & 700cc 4-strokes, Fits most Alterra ATV Models and Prowler 550cc and 700cc UTV Models

**BMW**

- 35-6007** MP#42 38mm x 1.5mm Female. 650cc Singles w/ Rotax engines, Fits most F650 ST, GS, CS and G650 GS, X Models. Also will remove Front Toothed Belt Pulley from Twin Cylinder F800 S, ST, GT models.

**CAN AM - BOMBARDIER**

- 35-6007** MP#42 38mm x 1.5mm Female. DS650 4-stroke Quads (Most 00-07), Fits most Outlander ATV Models.

**YAMAHA**

- 35-5931** MP#1 27mm x 1.0mm LH Male. ATV's-YFM/YTM60/80/100/200/225 YT125/175, YFS200 Blaster, YFZ350 Banshee. Early 2-stroke AT125,CT175/DT250/RT360, SC500, IT200, YZ/MX250, MX400, IT/ YZ490, TT/XT500, 4-Stroke off road YZ250F/400F/426F, 450F 03-05. Late model 2-stroke YZ80/125/250
- 35-7114** MP#6 18mm x 1.5mm RH Male. Fits most YZ125 2-stroke liquid cooled models
- 35-5937** MP#7 20mm x 1.5mm RH Male. Special bolt with hollow center, All small C.D.I. inner rotors YZ/ MX125/250/360
- 35-5940** MP#10 16mm x 1.5 RH Male. Fits early two cycle electric start models into the 60's Fits most four stroke four cylinder models (80's & 90's, YZF's), Fits most FX-140 and VX-110 4 Cycle PWC Models.
- 35-5953** MP#37 Special 12 hole Disc with 6 & 8mm bolts supplied. (Fits Most) Virago XV500/535/700/750/920/1100, XVZ12/13 Venture BW200, BW350, TT/XT600 Offroad/Dual Sport. ATV-YFM250 Fits most XV-S-1100 Vstar Street Models.

**YAMAHA**

- 35-5952** MP#29 35mm x 1.5mm RH Female. YFM350/400/450/600/700 Quad models, Rhino 450, 660 & 700
- 35-4262** MP#30 24mm x 1.0 RH Female All XS-1/XS650/TX650 twins 1970 through 1983
- 35-6007** MP#42 Fits most 2015-Present Grizzly & Kodiak ATV + Wolverine UTV Models
- 35-4266** MP#63 24mm x 1.5mm RH Female. YFZ450F Four Strokes
- 35-4264** MP#64 33mm x 1.5mm Female. YZF450 Quad, 04-06, WR250/450F Enduros, YZ450F 06-09
- 35-6022** MP#65 30mm x 1.0mm RH Female. WR250F (01-04) and WR450F (03-04) 4-stroke
- 35-4261** YM-01082 16mm x 1.5mm RH Male. FZ-1 (01-05) and YZF-R1 (98-03)
- 35-5942** YM-01111 10mm x 1.25mm RH Male. RD400 (76-79)

**HODAKA**

- 35-5931** MP#1 27mm x 1.0mm LH Male. Most Early models such as: Ace-90, Ace-100/B Model 93 Super Rat (100cc/mx), Dirt Squirt (100cc) Wombat (125cc) Combat Wombat (125cc/mx)
- 35-4265** MP#14 30mm x 1.5mm RH Female. Most 1974 & Later 97 Super Combat and 98 Super Rat models.
- 35-5953** Special 12 hole Disc with 6 & 8mm bolts (supplied with tool). Most 175cc - 250cc Models.

**HUSABERG**

- 35-5952** MP#29 35mm x 1.5mm RH Female. Most 4-stk 400, 501, & 600cc Off-Road models.
- 35-5956** MP#46 26mm x 1.0mm RH Female. Most FE450 & FE650 4-strokes
- 35-5953** Special 12 hole Disc with 6 & 8mm bolts (supplied with tool). Most 175cc - 250cc Models.

**HUSQVARNA**

- 35-6385** MP#2 33mm x 1.5mm RH Male. Fits most 1960-1970 models with Point Ignition (FEMSA, BOSCH, MOTOPLAT)
- 35-6651** MP#3 27mm x 1.25mm RH Male. Fits most 1970-1980 2-stroke model with C.D.I. Ignition. (FEMSA, BOSCH, MOTOPLAT)
- 35-5944** MP#11 22mm x 1.5mm RH Male. Most 1990 to present WX series 2-strokes
- 35-5946** MP#12 26mm x 1.5mm Male. Most Late 2-strokes with C.D.I. Ignitions (FEMSA, BOSCH, MOTOPLAT)
- 35-5952** MP#29 35mm x 1.5mm RH Female. Most 4-stk 400, 501, & 600cc Off-Road models
- 35-5956** MP#46 26mm x 1.0mm RH Female. Most 250,450, & 510 (4-stroke) TE, TC, SM, FE, FX, FSS/SMR and FE610 (4-stroke) models
- 35-5932** MP#33 26mm x 1.5mm RH Female. Most (10-11) TE/TX250 (4-stroke- FI) models

**KTM**

- 35-6651** MP#3 27mm x 1.25mm RH Male. Fits most current 2-stroke liquid cooled models (FEMSA, BOSCH, MOTOPLAT)

**KTM**

- 35-5946** MP#12 26mm x 1.5mm Male. KTM Enduro/Offroad/MX two-stroke, 125/250/300/360 cc (FEMSA, BOSCH, MOTOPLAT)
- 35-5956** MP#46 26mm x 1.0mm RH Female. KTM Enduro/Dual Sport four-stroke 400cc through 620cc (1988 through 1996)
- 35-8604** MP#50 19mm x 1.0mm RH Male. Most SX & SR Mini Racers
- 35-8659** TOOL#40 Fits most 2013-Present Superduke 1290 Street Bike Models
- 35-3479** MP#73 Fits most 2016-Present 450 SX-F / XC-F Dirt Bike Models

**LEM AND ITALJET**

- 35-8604** MP#50 19mm x 1.0mm RH Female. Pee-Wee racer 50cc applications.
- 35-4264** MP#64 33mm x 1.5mm Female. Most Electric Start Singles, including 620, 625, 640, 660, 690cc and LC4E 4-strokes

**LEM AND ITALJET**

- 35-5952** MP#29 35mm x 1.5mm RH Female. All 600cc with large flywheel
- 35-6769** MP#4 30mm x 1.5mm RH Male. Fits most models
- 35-5946** MP#12 26mm x 1.5mm Male. Fits most models

**LEM AND ITALJET**

- 35-5953** TOOL#37 Special 12 hole Disc with 6 & 8mm bolts supplied. Removes flywheel and electric starter magneto from the crank shaft. Works on P.W.C. ATV, and motorcycle apps.

**SCOOTER**

- 35-5931** MP#1 27mm x 1.0mm LH Male. Most import scooters with 125-150cc GY6 4-stroke engines
- 35-5934** MP#20 28mm x 1.0mm RH Male. Most Italian import Vespa Models including VLX, VNX, VSX, V5B, V9B and some PK series
- 35-6008** MP#43 24mm x 1.0mm RH Male. Most Asian & European Imports scooter models with GY6QMB139 engines
- 35-7728** MP#16 26mm x 1.0mm RH Male. Most 60's-70's Vespa 125 and 150 cc scooters
- 35-5956** MP#46 26mm x 1.0mm RH Female. Clutch Puller for most small frame Vespas
- 35-4264** MP#64 33mm x 1.5mm Female. Honda CN250 Helix Scooters
- 35-3479** MP#73 28mm x 1mm RH Female. Most Import scooters with 125-200cc GY6B 4-stroke engines

**CLASSIC - VINTAGE**

- 35-6385** MP#2 33mm x 1.0mm RH Male. Fits most Bultaco, Ossa, Montessa, Husky, Penton, Sachs, Puch, and Zundap models with Point/Condensor or C.D.I. Ignition (FEMSA, BOSCH, MOTOPLAT)
- 35-6651** MP#3 27mm x 1.25mm RH Male. Fits most Bultaco, Ossa, Montessa, Husky, Penton, Sachs, and Maico models with Point/Condensor or C.D.I. Ignition (FEMSA, BOSCH, MOTOPLAT)
- 35-6769** MP#4 30mm x 1.5mm RH Male. Fits most Penton, Sachs, Ossa, Maico, Zundap, Puch and European Mini bikes. (FEMSA, BOSCH, MOTOPLAT)



### MOTION PRO THREE PIECE MINI PRO T-HANDLE SET


These six point Mini Pro T-Handles are manufactured from the same material as the full length T-Handles. The convenient (175mm), 6 - 3/4" shaft length is ideal for quick use and easy storage.



**35-1963** Motion Pro Three Piece Mini Pro T-Handle Set. Includes 8mm, 10mm, and 12mm

### MOTION PRO T-HANDLE, BALL-END ALLEN SET

T-Handle hex loosens/tightens stubborn fasteners quickly. Ball End gives better access to recessed allen's, up to 25 degree angle T's are 6 3/4" long, and are made of chrome vanadium tool steel. Includes 4, 5, 6, 8mm



**35-2478** Motion Pro T-Handle, Ball-End Allen Set.

### MOTION PRO MINI BRAKE BLEEDER

Combines the Bleeder valve & Wrench into one convenient, compact tool. The simple to use design makes this job faster, with fewer headaches.



- 35-5899** Motion Pro Mini Brake Bleeder 8mm
- 35-5903** Motion Pro Mini Brake Bleeder 10mm
- 35-5905** Motion Pro Mini Brake Bleeder 11mm
- 35-5907** Motion Pro Mini Brake Bleeder 3/8 "



### MOTION PRO THREE WAY SCREWDRIVER


Blade sizes include 16mm (5/8"), 22mm (7/8") and 33mm (1 1/2"). Seven (7") inch width gives lots of leverage for tough to turn screws.



**35-2989** Motion Pro Three Way Screwdriver

### MOTION PRO RACER T-HANDLE DEEP SOCKET SET

Set includes the following: 8mm, 10mm, 12mm, and 14mm sockets.



**35-9762** Motion Pro Racer T-Handle Deep Socket Set

### ALLEN WRENCH SET

Ergonomic handles have solid steel centers. Heat treated chrome vanadium steel. Sizes include: 2, 2.5, 3, 4, 4.5, 5, 5.5, 6, 8, and 10mm metric hex keys.



**35-3389** Allen Wrench Set (10 Piece)

### DUAL HEAD STUBBY RATCHET HANDLE

Features both 1/4" and 3/8" reversible drive head. 72 precise ratchet teeth for finer turning. Smooth chrome finish with contoured rubber grip.

**35-9397** Stubby ratchet

### MOTION PRO T-HANDLE SOCKETS

Great for shop use and home mechanics. T-Handle features include chrome vanadium tool steel deep six point sockets with a carbon steel T-style handle. Finished in nickel-pewter. The deep sockets allow for nuts to be driven over long threaded bolts.

**35-1093** Motion Pro Metric T-Handle Socket Set. Includes: 8/10/12/13/14/17 and 19mm

**35-1104** Rack (10 slots)

**35-1204** Wall Bracket for **35-1104**. Lets you mount rack to wall, toolbox or any flat surface. Includes quick release pin.

**35-1067** 8mm **35-1072** 13mm

**35-1068** 10mm **35-1074** 17mm

**35-1069** 12mm



### MOTION PRO 1/4" & 3/8" DRIVE T-HANDLES

These two T-Handle Socket Drivers allow optional ways to use any 1/4" or 3/8" sockets, hex drives, crows' foot or swivels. Manufactured from chrome-vanadium tool steel with carbon steel. Sold each.



**35-8804** Motion Pro 1/4" Drive (8-1/2" Long)

**35-8808** Motion Pro 3/8" Drive (10-1/2" Long)

### SPINNER T-HANDLE II

The bearing mounted spinner provides faster removal and installation of bolts & nuts. The Chrome vanadium handle and shaft feature durable chrome finish with blue anodized spinner with laser engraved: Motion Pro logo, Shaft is 8.5 inches long, Padded grip handle.



**35-0563** Drive (1/4" Long)

**35-0608** Drive (3/8" Swivel Head)

### SPINNER T-HANDLE, BIT DRIVER

The Bearing mounted spinner provides faster and easier removal and installation of bolts and nuts.

- 1/4 inch hex drive head accepts most common driver bits & Magnet inside drive head holds drive bits firmly in place
- Narrow drive head profile fits into tight spaces
- Padded grip handle
- Chrome vanadium handle and shaft
- Durable chrome finish on shaft and handle
- Shaft is 8 inches long & Bits not included



**35-0609** Bit Driver

### MOTION PRO TITANIUM WRENCH KIT

- Super-light wrenches weight less than standard wrenches
- Includes 8mm/10mm/12mm/14mm wrenches
- Optimized strength and performance

**35-6424** Titanium Wrench Kit



### MOTION PRO COMBO Y-DRIVE WRENCH

- Innovative dual-use design combines six tools into one
- 8mm/10mm/12mm hex sockets & 4mm/5mm/8mm hex drive

**35-6421** Combo Y-Drive Wrench



### THREE PIECE POWER EXTENSION SET

Turn your drill into a power driver! Set includes 1/4, 3/8, and 1/2 drive extensions, shanks are 1/4" in diameter

**35-2630** Three piece power extension set



### TORX KEY SET (STAR WRENCHES)

High quality black coated "L" wrenches with torx on both ends. 8 sizes: T9, T10, T15, T20, T25, T27, T30, T40.

**35-0568** Torx Key Set (Star Wrenches)



### TAMPER RESISTANT TORX BITS

Impact grade Chrome Vanadium star bits with a corrosion resistant black phosphate coating.

- 6pc - 3/8 Drive bits sizes: T40, T45, T47, T50, T55, T60
- 6pc - 1/4 Drive bits sizes: T10, T15, T20, T25, T27, T30
- 1pc - 3/8F 1/4M adapter
- 2pc - storage rails

**35-0571** Impact Torx Bits (15 pieces)



### CLUTCH THIN NUT WRENCH

Special thin profile 6 point, 46mm wrench for the nut on many small scooter and ATV clutch assemblies. This wrench is used with clutch holding tool **35-7242**.

**35-7246** 46mm Clutch Thin Nut Wrench



### CLUTCH HOLDING TOOL - 125MM

This Clutch Holder fits many small Scooter and ATV clutches. Compresses the clutch spring to allow removal of the nut and disassembly of the clutch. Fits clutches up to 125mm in diameter.

**35-7242** Clutch Holding Tool - 125mm



### HEAVY DUTY RIV-NUT TOOL

Hydraulic action riveter tool is designed to set from 1/8" up to 1/4" diameter steel, stainless steel, aluminum and plastic rivets by changing the nose piece. This tool has a rated pressure of over 3,500 lbs with one handed operation. Can be used for the installation of riv-nut fasteners found on many Yamaha applications. Riv-nuts not included, sold in individual sizes. (see Riv-Nut Inserts)

**35-2750** Heavy Duty Riv-Nut Tool Set. Set includes hand hydraulic riveter, pull up studs and driving anvils in 6/8/10mm. All packaged in a plastic storage case.

**35-2751** Replacement 6mm Stud only for **35-2750**

**35-2753** Replacement 10mm Stud only for **35-2750**



### RIV-NUT INSERTS

Available as a shop kit and individual replacement pk/5.

**33-2760** Riv-Nut Inserts. Includes 1 pk of each part number listed.

#### REPLACEMENT RIV-NUT INSERTS

**33-2754** 6mm Hex Style Insert


**33-2755** 8mm Hex Style Insert

**33-2756** 10mm Hex Style Insert

**33-2757** 6mm Round Ribbed Insert

**33-2758** 8mm Round Ribbed Insert

**33-2759** 10mm Round Ribbed Insert



### 120PC METRIC THREAD RIVET KIT

Size (30ea): 3, 4, 5 and 6mm. Sets threaded rivets into thin materials, including sheet metal, plastic and fiberglass. Permanent and reliable fastening, ideal for hard-to-reach locations. Easily install threaded nuts when only one side of the material is accessible. Rivet Nuts Can Be Installed in Many Different Kinds of Material Including Steel, Plastic and Fiberglass

**35-2522** 120pc Metric Thread Rivet Kit



### POWER TAPS

These Power Taps can drill and tap, all with just the one tool. No more drill bit and tap sets. Now you have one tool to do both jobs.

**35-2762** 10mm x 1.25 Power Tap



### CLUTCH & PRIMARY TOOL

6mm bolts supplied with 5/8" through bolt. This tool is for removing clutch bodies, flywheels and primary gears. Works on ACTION, COBRA, LEM, KTM, and ITALJET Pee-Wee racer 50cc applications.

**35-8605** Clutch & Primary Tool. Seven Hole Special Disk #MP51



### MOTORCYCLE CAM DEGREEING KIT

This complete kit includes everything needed to degree your cams for maximum performance. Detailed instructions included with kit. Packed in a plastic case.

**35-8376** Motorcycle Cam Degreeing Kit

#### INDIVIDUAL COMPONENTS

**35-8310** K&L Degree Wheel

**35-8422** 10mm Piston Stop

**35-8424** 12mm Piston Stop

**35-8440** 14mm Piston Stop

**34-8420** Dial Gauge Extension Set, 3 pc

**35-8421** Dial Indicator Gauge 2-1/4" with Magnetic Base Stand

**35-8428** Dial Indicator Gauge only 2-1/4"

**35-8447** Metric Dial Indicator Gauge only 0 - 5mm in .01mm increments

**35-8438** Magnetic Base Stand only

**35-8434** Flexible Magnetic Base Stand only



### MOTION PRO CRANKCASE PRESSURE TESTER

An accurate method for checking air leaks on two-stroke engines. Complete with air pressure gauge, pump-up bulb and most fittings and adapters for single and multi-cylinder two-cycle engines.

**35-5962** Motion Pro Crankcase Pressure Tester



### WATERPUMP SEAL INSTALLATION TOOL

This tool properly installs waterpump mechanical seal on Yamaha XZ550 Vision, XVZ12/13 Venture & Venture Royale and Genesis series engines.

**35-8398** Waterpump Seal Installation Tool (YM-33221-A)



### SAFETY WIRE 50' ROLLS

Stainless Steel Annealed. .030 thickness. Sold Packs of 5

**35-3900** Safety Wire, 50' rolls (pack of 5)



### CLUTCH HOLDING TOOL LOCKING VISE TYPE

Vise type tool will hold inner clutch hubs, gears, sprockets and flywheels (using pins opposite jaws side). Carbon steel with heat treated jaws and nickel finish. Max. 130mm(5") jaw opening.

**35-6891** Clutch Holding Tool - Locking Vise Type



### UNIVERSAL FLYWHEEL HOLDER

Reversible flywheel holding tool with 5mm and 9mm pins. Adjustment nut can be locked down which helps prevent the tool from slipping out of the flywheel.

**35-7254** Universal Flywheel Holder



### CLUTCH HUB LOCK NUT DRIVER

4 lug design works on clutch hub nuts. Compatible with normal driver tools.

**35-8763** 20mm Nut Driver

**35-8764** 24mm Nut Driver



### CLUTCH HUB LOCK NUT DRIVER

- In 1/2" Square drive
- Work on clutch hub nuts
- 4 lug design

**35-8765** 32-36mm Nut Driver

**35-8766** 24-30mm Nut Driver



### SWING ARM NUT SOCKET

Replaces Suzuki tool 09940-14940. Used to loosen or torque the lock nut when removing or adjusting the swing arm pivot bolt. Fits: GSX-R, TL, SV, DL and Hayabusa models with a 43mm O.D. spanner nut.

**35-0218** Swing Arm Nut Socket

**35-0218**



### ADJUSTABLE HOLDING TOOL

This adjustable holding tool is designed for holding flywheel magnetos. For dirt bike and scooter applications.

**35-9807** Adjustable Holding Tool



### SAFETY WIRE PLIERS

Grips, cuts, and twists wire. A must for serious racers.

**35-3902** Standard Return Type 13"

**35-3909** Compact Return Type 7"



**35-3902**

### TIME-SERT THREAD REPAIR KITS

Time-serts are a solid bushing insert. This guarantees easy installation and allows for full load use of tapped hole, ensuring protection against stress and vibration. Time-serts are self locking. On installation the bottom internal threads of the insert are cold rolled to expand the mating external threads into the base material locking the insert in place. Thread Repair Kits include thread insert tap tool and thread inserting tool. Inserts sold in pk/10

#### TIME-SERT INDIVIDUAL KITS, SPARK PLUG

- 35-3294** 10 x 1.00mm Spark Plug Repair Kit (no inserts with this kit)
- 35-9426** 12 x 1.25mm Spark Plug Repair Kit (no inserts with this kit)
- 35-9423** 14 x 1.25mm Spark Plug Repair Kit (no inserts with this kit)

#### TIME-SERT INDIVIDUAL KITS, METRIC

- 35-9439** 5 x 0.8mm Kit with 5 inserts 7.6mm long
- 35-9436** 6 x 1.0mm Kit with 5 inserts 9.4mm long
- 35-9432** 8 x 1.25mm Kit with 5 inserts, 11.7mm long
- 35-9429** 10 x 1.25mm Kit with 5 inserts, 16.2mm long
- 35-9433** 12 x 1.5mm Kit with 5 inserts, 16.2mm long

#### TIME-SERT INDIVIDUAL KITS, S.A.E. STANDARD

- 35-3280** 1/4 x 20 Kit with 5 inserts .380 long
- 35-3288** 5/16 x 18 Kit with 5 inserts .450 long
- 35-3290** 3/8 x 16 Kit with 5 inserts .520 long
- 35-3283** 7/16 x 20 Kit with 5 inserts .600 long
- 35-3286** 1/2 x 20 Kit with 5 inserts .650 long

#### REPLACEMENT TIME-SERT INSERTS, SPARK PLUG

Inserts sold in pk/10.

- 35-3295** 10 x 1.00mm x 9mm long Sparkplug
- 35-3296** 10 x 1.00mm x 15mm long Sparkplug
- 35-9427** 12 x 1.25mm x 9mm long Sparkplug
- 35-9428** 12 x 1.25mm x 15mm long Sparkplug
- 35-9424** 14 x 1.25mm x 11mm long Sparkplug
- 35-9425** 14 x 1.25mm x 13.5mm long Sparkplug
- 35-3298** 14 x 1.25mm x 16.8mm long Sparkplug

#### REPLACEMENT TIME-SERT INSERTS, METRIC


Inserts sold in pk/10.

- 35-9440** 5 x 0.8mm x 7.6mm long
- 35-9441** 5 x 0.8mm x 10mm long
- 35-9437** 6 x 1.0mm x 9.4mm long
- 35-9438** 6 x 1.0mm x 12mm long
- 35-9434** 8 x 1.25mm x 11.7mm long
- 35-9435** 8 x 1.25mm x 16.2mm long
- 35-9430** 10 x 1.25mm x 14mm long
- 35-9431** 10 x 1.25mm x 16.2mm long
- 35-9422** 12 x 1.5mm x 9.2mm long
- 35-9413** 12 x 1.5mm x 16.2mm long
- 35-9411** 12 x 1.5mm x 24.0mm long

#### REPLACEMENT TIME-SERT INSERTS, S.A.E. STANDARD

Inserts sold in pk/10.

- 35-3281** 1/4 x 20 x .380 long
- 35-3282** 1/4 x 20 x .500 long
- 35-3297** 5/16 x 18 x .450 long
- 35-3299** 5/16 x 18 x .620 long
- 35-3291** 3/8 x 16 x .520 long
- 35-3292** 3/8 x 16 x .620 long
- 35-3293** 3/8 x 16 x .750 long
- 35-3284** 7/16 x 20 x .600 long
- 35-3285** 7/16 x 20 x .870 long
- 35-3287** 1/2 x 20 x .650 long
- 35-3289** 1/2 x 20 x 1.00 long



### POWERCOIL THREAD REPAIR KITS

Powercoil inserts and taps are interchangeable with all other Helical Thread Insert Systems. Complete range of metric sizes and kits available at an economical price. Thread Repair Kits contain inserts, drillbit, thread insert tap tool, and thread inserting tool. Inserts sold in pk/10

#### POWERCOIL THREAD REPAIR RANGE KIT

- 35-3413** Powercoil Thread Repair Range Kit. Kit fits: 6x1.0, 8x1.25, 10x1.5, 12x1.75 and 14x1.25 Spark Plug. Includes: (20) each 6mm-10mm size Inserts & (5) each 12mm-13mm Inserts Drill, Tap and Tab Break Tool

#### POWERCOIL INDIVIDUAL KITS

- 35-3415** M6x1.0mm PowerCoil Insert Kit
- 35-3416** M7x1.0 mm PowerCoil Insert Kit
- 35-3417** M8x1.25mm PowerCoil Insert Kit
- 35-3418** M10x1.25mm PowerCoil Insert Kit
- 35-3419** M10x1.50mm PowerCoil Insert Kit
- 35-3420** M10x1.0mm PowerCoil Insert Kit
- 35-3421** M12x1.25mm PowerCoil Insert Kit
- 35-3422** M14x1.25mm PowerCoil Insert Kit

#### REPLACEMENT POWERCOIL INSERTS

Inserts sold in pk/10.

- 35-3436** M6 x 1.00 x 9L Inserts
- 35-3437** M7 x 1.00 x 10L Inserts
- 35-3438** M8 x 1.25 x 12L Inserts
- 35-3439** M10 x 1.25 x 15L Inserts
- 35-3440** M10 x 1.50 x 15L Inserts
- 35-3441** M10 x 1.00 x 1.5D Spark Plug Inserts
- 35-3442** M12 x 1.25 x 1/2" Spark Plug Inserts
- 35-3443** M12 x 1.25 x 3/4" Spark Plug Inserts
- 35-3444** M14 x 1.25 x 3/4" Spark Plug Inserts



35-3415



### FIVE PIECE METRIC THREAD RESTORER DIE SET

Available in five different pitches: 6x1.00mm, 8x1.25mm, 10x1.50mm, 12x1.50mm, 12x1.75mm.

- 35-3354** Five Piece Metric Thread Restorer Die Set



### METRIC THREAD RESTORER FILE

Contains eight different pitches: 0.75mm, 1.00mm, 1.25mm, 1.50mm, 1.75mm, 2.00mm, 2.50mm, & 3.00mm.

- 35-3353** Metric Thread Restorer File



### METRIC SPARK PLUG CHASER

Cleans dirt, carbon, and metal particles from 10mm & 14mm spark plug threads.

- 35-8755** Metric Spark Plug Chaser





***SERVICE CENTER  
SECTION-4***

**ELECTRICAL TOOLS**

**SERVICE CENTER**



## MEMOBIKE 6050 SCAN TOOL

The MemoBike 6050 Scan Tool is the ultimate Diagnostic Scan Tool for Motorcycles, Dirt Bikes, Scooters, ATVs and UTVs. With OEM-level coverage of 50 major Brands, 2000+ models and over 10,000 systems, this is the perfect tool for any shop.

### KEY FEATURES:

- Handheld design with large 3.5" high def. display
- Easy to maneuver 9 key control pad
- Rechargeable internal battery
- Easy, fast connection to the vehicle with optional OEM level cables
- Software installation and updates via the Internet
- Automatic connection to vehicle Normally no manually searching for the bike required
- ECU / VIN display
- Read & reset stored/live fault codes & lights
- Fault code database includes code descriptions
- Key encoding/programming & PIN retrieval
- Data logging function includes ECM parameters
- Intuitive and menu-driven
- Printable reports via PC link

- 35-65800** K&L MemoBike 6050 Universal Multi-Brand Diagnostic Scan Tool
- 35-65801** K&L MemoBike 6050 Master Universal Multi-Brand Diagnostic Scan Tool
- 35-65802** DIVAS Accessory
- 35-65803** MEMOBIKE 6050 Access 365 days Software Update & Diagnosis Coverage



### MOTORCYCLE SCAN CABLES

- 35-65804** Battery Cable for 6050
- 35-65805** Kawasaki 4 P Slave Cable
- 35-65806** Kawasaki 8P Slave Cable
- 35-65807** Honda Slave Cable
- 35-65808** Honda 3P Slave Cable
- 35-65809** Suzuki Slave Cable
- 35-65810** Suzuki 4P Slave Cable
- 35-65811** Yamaha 3P Slave Cable
- 35-65812** Cagiva 10P Slave Cable
- 35-65813** Suzuki Cagiva Cable
- 35-65814** Harley Slave Cable
- 35-65815** MZ Triumph & Victory cable
- 35-65816** Aprila/Ditech cable
- 35-65817** KTM Slave Cable
- 35-65818** Aprila/Sagem cable
- 35-65819** Peugeot cable
- 35-65820** Kymco cable
- 35-65821** Packard Slave Cable
- 35-65822** Kawasaki 4-pin cable
- 35-65823** BRP 6P Slave Cable
- 35-65824** Kawasaki Reg.Inj 4P Slave Cable
- 35-65825** Benelli 6P Slave
- 35-65826** VDO Slave Cable
- 35-65827** Ducati 4P Slave Cable
- 35-65828** Kawasaki 6-pin cable
- 35-65829** Kawasaki 6PMY2010 Slave Cable
- 35-65830** SYM 3-pin cable
- 35-65831** Polaris 8P MY2006 Slave Cable
- 35-65832** Aprilia - Bimota Slave Cable NEW
- 35-65833** Universal Cable - MS6050
- 35-65834** BMW Slave Cable
- 35-65835** MV AGUSTA CanBus
- 35-65836** Honda HISS 2 PIN
- 35-65837** Kymco CAN 4-Pin Cable
- 35-65838** Daelim CAN 4-Pin Cable
- 35-65839** Harley Davidson CAN 6-Pin
- 35-65840** Husqvarna 6-Pin Cable
- 35-65841** KTM injection regulation cable
- 35-65842** Benelli/Keeway Scooter 6P Slave Cable
- 35-65843** Adap. Kawasaki 4-Pin Batteryless Slave Cable
- 35-65844** Yamaha 4-Pin Slave Cable

### ADDITIONAL FEATURES:

- Live data display including: RPM, battery voltage, throttle angle & more
- Component test & activation functions include: injectors, ignition coils, fuel pumps & more
- Idle, injection, throttle position sensor adjustment
- ABS air purge & pressure test function
- Unlock & configure immobilizer/ alarm systems
- Body, suspension, traction control computer diagnosis
- Radio, instrument panel, handlebar controls diagnostics
- Tire pressure monitoring (TPMS)

35-65802



Proprietary Diagnostic Software Subscriptions



OEM-Level Connector Cables

35-3838



## SOTCHER GENERATOR TEST SETS

Self-contained test sets for electrical load testing of AC generators. Ideal for setting engine speed and verifying engine and generator performance. Now you can be sure that your generators and alternators are providing the output they should, and at the proper voltage and frequency. The Model 627 can load generators up to 10KW to full capacity, with the Model 632 handling units up to 15KW. The Model 627 generator test set combines two load banks in one, providing a 0-90A (0-10,800 watt) load at 120V, or 0-45A (0-10,800 watt) load at 240V. The Model 632 generator test set also combines two load banks in one, providing a 0-130A (0-15,600 watt) load at 120V, or 0-65A (0-15,600 watt) load at 240V. Larger generators can be tested using two test sets. This avoids purchasing a very large test set for only a small percentage of your generator inventory. Fast and easy to use, the test set is fully self-contained with no external equipment except adapters required. A self-contained fan allows the test set to operate on a continuous basis, the (Electronic) frequency meter features a direct reading needle type indicator. The proper voltage limits for both 120V and 120/240V generators are identified on the voltmeter face; Ammeter is dual range 0-10A or 0-100A. Carriers on both sides of the test set allow adaptors to stay with the unit. Main adapter 35-3823 is required for all testing, other adapters allow your generator output to be connected to the Test Set. Contact your Sales Representative for more information.

### GENERATOR TEST SETS

**35-3837** Model 627 Test Set (10KW)

**35-3838** Model 632 Test Set (15KW)

### GENERATOR ADAPTERS

**35-3823** Master Adapter 30A, 125/250V, Locking (#40608)

**35-3848** Adapter 30A, 125V, Locking (#40610)

**35-3849** Adapter 15A, 125V, Non-Locking (#40612)



## BATTERY LOAD TESTER

- Accurately test the condition of your battery and charging systems
- Performs both a voltage test and 15-second battery-load test. 100-amp capacity
- Reliable and highly accurate, works on both 6- and 12-volt batteries
- Extra heavy leads with strain relief and color-coded, insulated, copper plated steel clamps

**35-7313** Battery Load Tester



35-7313

## 697 HIGH CURRENT PROBE (400A MAX)

Great for testing starting and charging systems. Works with multimeters, oscilloscopes, and graphing meters.

**35-9017** 697 High current probe



35-9017

**IGNITIONMATE**

Ignitionmate dual-display peak voltage ignition testers show constant signals (peak voltage) and pulsed signals (spark energy) at the same time, making them the Top Tools for trouble-shooting problems on all ignition systems. Saves time by finding the faulty component in the ignition system without disassembly!

**INCLUDES INSTRUCTIONS, IMPACT RESISTANT RUBBER HOLDER AND CUSTOM CASE.**

- 35-8315** Ignition Mate
- 35-8332** Stick Coil Adapter. For coil over spark plugs. (Included with Ignition Mate and Ignition Mate Duo)
- 35-7992** Replacement Battery Cord



**tecMATE**

**OPPAMA PET-4000 SPARK CHECKER**

To use, set the spark plug gap per manual. (between 6mm & 7mm). When engine is turned over, spark will jump across the gap. It can also be used to judge performance of running engine by correctly connecting to ignition system. (see instruction manual). **MADE IN JAPAN.**

- 35-8312** OPPAMA PET-4000 Spark Checker

**OPPAMA PET-2100DX PULSE ENGINE TACHOMETER**

The 2100DX digital tachometer measures engine RPM, maximum RPM, total cumulative operating time and resettable cumulative operating time. Dual display can be set to show current RPM only or current & maximum RPM and has two maximum RPM memories. Rev limiter measures 2-stroke (1 to 4 cylinders) and 4-stroke (1 to 8 cylinders) engines.

- 35-8318** OPPAMA PET-2100DX Pulse Engine Tachometer

**SELF-POWERED TIMING LIGHT**

Combines timing light and work light into one instrument. Works on all 12V gasoline powered engines. Uses 2 "D" cell batteries. Includes an LED indicator to insure proper hook up or detects a faulty flash tube.

- 35-6894** Self-Powered Timing & Work Light

**MOTION PRO IGNITION SYSTEM TESTER**

This ignition system spark checker is designed to test the integrity and strength of the ignition system using spark that it creates as a reference. Works on most motorcycle, ATV, snowmobile, and personal watercraft systems. Sold each.

- 35-1980** Motion Pro Ignition System Tester



**590 MULTIMETER WITH RPM FUNCTION**

The 590 is a full feature meter with a 2" tall backlit display. It features a 20A max test range, and includes 2 sets of leads, RPM pick-up & temp probe. The 590 even measures Ms pulse width to check fuel injectors.

**35-9014** 590 Multimeter



**35-9014**

**FLUKE MODEL 88 V/A MULTIMETER**

Replaces the model 88. Comes with TL224 leads, Alligator Clips, and test probes. Includes Tach pick-up, temperature probe and holster. Manual is on CD and in printed form.

**35-1927** FLUKE Model 88 V/A Multimeter



**35-1927**

**PEAK VOLTAGE ADAPTER**

This easy to use Adapter allows your volt/multimeter to read peak voltages. Leads comes with alligator clips.

**35-0529** Peak Volt Adapter



**35-0529**

**480 MULTIMETER**

AutoRanging Multimeter with 43 test ranges. 600V AC/DC, 10A Max current, 40M resistance. Tests Diodes, audible continuity signal.

**35-9013** 480 Multimeter

**MAGNETIC TEST LEADS**

Two piece lead set allows you to disconnect the probe and attach the magnet to the test point. Gives easy hands free readings

**35-9008** Mag Leads, one set



**35-9008**

**ANALOG MULTIMETER**

Professional analog multimeter. Check ignition and electrical system. Comes with test leads (red/black) and instructions.

**35-9565** Analog Multimeter



**35-9565**

**FUSE BUDDY**

Plugs directly into fuse sockets, no more probes falling out. Available for ATC & ATM series blade fuses. Multimeter & stand-alone versions.

**35-9009** For DMM's, ATM fuses

**35-9011** For DMM's, ATC fuses

**35-9012** Stand-Alone, ATC



**DIGITAL  
MULTI-METER VERSION  
35-9009**

**PROBULATOR LEAD SET**

- Enter connector housings without damage to connector or cable
- Establish sure electrical contacts within connectors
- Accepts standard 4mm Ø banana plugs
- Coated brass scoop-points resist corrosion
- 2 pairs per set

**35-2556** Probulator Lead Set

**tecMATE**



**35-2556**



### BATTERY TENDER® PLUS HIGH EFFICIENCY

The Battery Tender® Plus High Efficiency is a 1.25 amp battery charger designed to fully charge a battery and maintain it at proper storage voltage without the damaging effects caused by trickle chargers. Included is a quick connect ring terminal harness for hard to reach areas and alligator clips for an alternate connection. This unit replaces the 35-0532 in the California market.

- 35-0533** Battery Tender® Plus High Efficiency
- 35-1396** Ring Terminals, Quick Disconnect
- 35-1397** Alligator Terminals, Quick Disconnect



### BATTERY TENDER® JUNIOR HIGH EFFICIENCY 12V CHARGER

The Battery Tender® Junior High Efficiency is much more than a trickle charger. It has a brain. It's lightweight, compact, and fully automatic; very easy to use, especially in small spaces. It will keep your battery fully charged so that it is ready to go when you are! This unit replaces the **35-0787** in the California market.

- 35-0784** Battery Tender® Junior High Efficiency 12V Charger
- 35-1396** Ring Terminals, Quick Disconnect
- 35-1397** Alligator Terminals, Quick Disconnect

*(CHARGING OUTPUT IS 750MA ON BOTH 6 AND 12 VOLT MODELS)*



### BATTERY TENDER® MULTIPLE CHARGING STATIONS

Designed to charge and maintain 12v batteries. Each charger has its own 6' lead with quick connect alligator clamps. 110 VAC @ 60Hz. Both units come with a 3 year warranty. Complies with California's NEW Appliance Efficiency Program.

- 37-0783** 10 Bank Battery Charger
- 37-0782** 5 Bank Battery Charger



### BATTERY TENDER® WATERPROOF 800

This compact 800 mA battery charger has highly efficient surface mount technology electronic components. 3 Year warranty. Complies with California's NEW Appliance Efficiency Program.

- 35-1416** Battery Tender® Model 800 WaterProof Charger (12V)
- 35-1396** Ring Terminals, Quick Disconnect
- 35-1397** Alligator Terminals, Quick Disconnect



## tecMATE

### TECMATE BATTERY CHARGER ACCESSORIES (FOR OPTIMATE™ & ACCUMATE MODELS)

*NOTE: 2009 AND LATER CHARGERS USE S.A.E. STYLE ACCESSORIES*

DESCRIPTION	S.A.E. STYLE	REF#
6 foot Extension Cord	35-7742	(SAE-73)
Eyelet Harness	35-7743	(SAE-71)
Clip Harness	35-7744	(SAE-74)
Connection adapter (S.A.E. to TM)	35-7745	(SAE-77)

## OptiMATE PRO-S

ampmatic

### OptiMATE™ PRO-S DESULFATING BATTERY CHARGER/MAINTAINER

Tecmates most powerful compact charger. The Pro-S has three rates of charge available, with a maximum of four amps, making it ideal for dealers & owners of multiple vehicles.

- Deactivates when disconnected.
- Electronically protected reverse polarity connection
- Quickly recovers neglected batteries
- Includes clips for wall mounting

Complies with California's NEW Appliance Efficiency Program.

**35-8006** OptiMATE™ Pro -S Desulfating Battery Charger/Maintainer



35-8006

## OptiMATE PRO-2

ampmatic

### OptiMATE™ PRO2 BATTERY CHARGER

This shop charger has two independent charging systems of 2Amps that are able to desulfate, charge, maintain & initialize new batteries using the 12 hour program. Simply connect a battery and the rest is automatic. 2 x 12V OR 1 x 24V system.

Complies with California's NEW Appliance Efficiency Program.



35-7842

**35-7842** OPTIMATE™ PRO2 Battery Charger

## OptiMATE PRO-4

### OptiMATE™ PRO4 BATTERY CHARGER

The OptiMATE™ PRO4 is fully commissioning 5-stage multi charger incorporating diagnostic checks and an automatic special recovery mode for deep discharged (sulfated) batteries. Four different 12 Volt batteries can be simultaneously and independently charged and assessed by way of 3 selectable programs. The three selectable programs ensure optimal charging of standard filler cap, auto, motorcycle AGM type MF, gel starter, deep cycle and trolling motor batteries. 1.2/3/5 Amp charge currents.

Complies with California's NEW Appliance Efficiency Program.

**35-7958** OPTIMATE™ PRO4 Battery Charger

**35-8317** Optional Wall Mount Bracket

**35-7744** PRO4 Replacement leads



35-7958

## OptiMATE PRO-8

### OptiMATE™ PRO 8 BATTERY CHARGER

The new OptiMATE™ PRO 8 is a highly versatile 6/12V battery-care center

for up to 8 batteries at a time. Compatible with all lead-acid models, GEL, MF-AGM or conventional,

the new OptiMATE™ PRO 8 can be used on starter batteries, as well as on industrial, motive

or stationary-oriented types. Just connect up to 8 (even dissimilar) bat-

teries, and these will be individually taken through OptiMATE™'s widely ac-

claimed multi-stage program: Desulfation (if necessary), constant current bulk charge, verification, final test & limitless maintenance. Countless connection variations are possible, either enhancing charge current for larger batteries, or handling series-connected blocks, or both. Combinations up to 8A or 96V are possible. State-of-the-art diagnostics, charging, testing and recovery of otherwise "dead" batteries", all in a single device.

- Charges up to 8 batteries at the same time.
- For 6 and 12V batteries STD, AGM, Deep Cycle.
- Automatically recovers deep-discharged batteries.
- Battery test and self-discharge check.
- Keeps batteries fully charged at all times.

Complies with California's NEW Appliance Efficiency Program.

**35-7997** OptiMATE™ PRO 8 Battery Charger

**35-8317** Optional Wall Mount Bracket

**35-7744** PRO 8 Replacement leads



35-7997

## BATTERYMATE 150-9

### BATTERYMATE 150-9 COMMISSIONING CHARGER AND LOAD TESTER

Combination load tester and powerful constant current charger with automatic desulfating action. Correctly commissions all new batteries. Six load test choices, 15A to 150 Amps, for all batteries from 2.5Ah to 45Ah. Six constant current settings from 1A to 9A for correct, most time-effective charging. Complies with California's NEW Appliance Efficiency Program.

**35-8316** BATTERY MATE Charger

**35-8317** Optional Wall Mount Bracket



35-8316

## OptiMATE 1

### OptiMATE™ 1 GLOBAL BATTERY CHARGER

Maintain any type of 12 volt lead-acid battery without overcharging, filler cap / wet cell, sealed AGM (MF) or GEL. Ideal for vehicles that are seldom or seasonally used, or in storage.

**FEATURES:**

- 4 step program
- The OptiMATE™ 1 GLOBAL delivers 600mA constant current at 12V.
- Includes the OptiMATE™ unique maintenance program-tests and delivers only what the battery needs, never overcharges, never undercharges.
- Global input (100-240V 50-60Hz), high efficiency (CEC listed), fully sealed.

**35-7342** OptiMATE™ 1 Global BATTERY CHARGER



35-7342

## OptiMATE 5 voltmatic

### OPTIMATE™™ 5 VOLTSMATIC BATTERY CHARGER

OptiMATE™™ 5 voltmatic is the first ever charger capable of automatically recovering 6V lead-acid batteries from deep discharge (low voltage 12V batteries need confirmation from the user that it is a 12V battery). Then the recovered 6 or 12V battery is optimally recharged, tested and then safely maintained for months at a time. The unique OptiMATE™™ long term maintenance charge method not only keeps the battery at 100% without ever over-charging, it also has been proven to prolong battery life by up to 400%. Reducing waste, for a better environment. No wonder 10 major constructors recommend OptiMATE™™. OptiMATE™™ 5 voltmatic. Battery performance guaranteed!

**35-0168** OptiMATE™™ 5 Voltmatic Battery Charger



35-0168

## OptiMATE 2

### OptiMATE™ 2 ADVANCED 12V BATTERY MAINTENANCE CHARGER

The OptiMATE™ 2 smart charger-maintainer is the most cost effective solution for long term maintenance of 12V batteries in any vehicle / craft that is stored in or outdoors.

OptiMATE™ 2 is weatherproof, very easy to use, simply connect to the battery and plug it into the nearest power socket, the rest is fully automatic. With 0.8A constant current OptiMATE™™ 2 automatically brings the battery to full charge and then switches to the unique OptiMATE™™ battery saving maintenance charge mode to keep the battery at 100% ready and at the same time provides power to the on board computer, display or anti theft alarm. Recommended for STD (with removable filler caps), sealed AGM (absorbed glass mat) & sealed GEL 12V lead-acid batteries up to 50Ah, it can also maintain larger batteries (it will just take longer to charge). Weighing in at 1 pound (450grams) including cables and accepting any AC supply between 100-240VAC, OptiMATE™ 2 is a true world traveller.

**COMPLIES WITH CALIFORNIA'S NEW APPLIANCE EFFICIENCY PROGRAM.**

**35-0163** OptiMATE™ 2 Battery Charger



35-0163

## OptiMATE 6 ampmatic

### OptiMATE™ 6 BATTERY CHARGER/ MAINTAINER

OptiMATE™ 6 can SAVE a neglected / sulfated lead-acid battery unable to accept charge from the engine charging system (even after jump starting). Each time you connect the OptiMATE™ 6 to a battery the microprocessor automatically diagnoses the condition and automatically chooses the best charge current & program. OptiMATE™ 6 is able to correctly initialize & charge new sealed batteries where the user is adding the acid pack to the battery. Use on all lead-acid batteries (STS/AGM/MF/GEL) from 15Ah to 240Ah. The multi step charging system is suitable for any type of 12V lead-acid battery. During the 24/7 auto storage control the battery is tested every hour and recharged as necessary. With a 30 minute rest each hour. The universal input system accepts AC power between 100 to 240VAC (incl. generator / inverter).

- Max Input Current 2.5 Amps @ 120V
- Saves neglected batteries other chargers can't
- Optimizes battery power and life
- 24/7 automatic storage control
- Early warning of battery problems
- AMPMATIC current control with cell equalization
- 100% safe long term maintenance/charging of any type of 12V lead-acid battery

**COMPLIES WITH CALIFORNIA'S NEW APPLIANCE EFFICIENCY PROGRAM.**

**35-5967** OptiMATE™ 6 Battery Charger/Maintainer



35-5967

*The world's most advanced diagnostic battery optimizer, now with 5A charge current!*

**OptiMATE**  
lithium

## OptiMATE™ LITHIUM BATTERY CHARGER /MAINTAINER

OptiMATE™ lithium, the first OptiMATE™ to protect your LiFePO4 battery in a way no other charger did before!

The new OptiMATE™ lithium will protect your investment and guarantee your Lithium Iron Phosphate (LiFePO4 / LFP) battery will perform as advertised for a very long time. With 5 Amps of charge current available OptiMATE™ lithium unique multi step ampmatic™ program recharges and balances cells within the battery quickly and efficiently. OptiMATE™ lithium's maintenance program delivers current to the vehicle circuitry, protecting and keeping the battery at 100% charge. Complies with California's NEW Appliance Efficiency Program.

**35-0164** OptiMATE™ Lithium Battery Charger



35-0164

## OptiMATE™ 3 X 4 BANK BATTERY SAVING CHARGER-TESTER-MAINTAINER

4-bank x 7-step 12V 0.8A Battery saving charger-tester-maintainer. The most TRUSTED battery charger in power sports in a 4-bank version. OptiMATE™ 3 x 4, the all-in-one tool for 4 x 12V batteries care at home, in the workshop or in the vehicle storage facility. Diagnoses, recovers, charges, tests and optimally maintains, automatically. The OptiMATE™ 3 x 4 retains all easy-to-use characteristics of the over 2 million OptiMATE™s produced since 1995, but is now lighter and more efficient than ever and it cares for 4 batteries simultaneously and independently. The OptiMATE™ 3 x 4 recovers sulphated batteries and then tests after charging. The maintenance program delivers only what the battery needs, never overcharges, never undercharges.

- CHARGING AMPS : 0.8A (constant current, per bank)
- USE : Indoor / Outdoor (lowest temperature: -4°F / -20°C).
- SAVE : Low Volt Start of 2V + 2 step desulphation recovery.
- IDEAL FOR : 4 x STD, AGM & GEL 12V batteries from 3 – 50Ah.
- INPUT : Global (100-240V 50-60Hz), high efficiency (CEC listed), fully sealed.
- STYLE : Weatherproof case with wall mounts, with 6ft / 180cm AC supply lead and 4 x 6ft / 180cm charge lead ending in SAE connector. 4 x Weatherproof battery lead & 4 x standard battery clip set included.

**35-8003** OptiMATE™ 3x4 Bank Battery Saving Charger



35-8003

**ACCUMATE 6/12**  
mini

## ACCUMATE 612 BATTERY CHARGER/MAINTAINER

The Accumate mini charges the battery with 0.9A current. Charging voltage rises as resistance increases, until a proper charge has been reached. The circuit then switches into float charge mode with voltage limited at 13.5V (6.7V for 6V batteries) to maintain it. For all 6 & 12 volt lead-acid batteries, including Std, GEL /MF, and AGM .

- Includes Eyelet and Clip Style leads.
- Electronically protected reverse polarity connection
- 2 year warranty

**35-9808** Accumate 612 Mini Battery Charger/Maintainer



35-9808

## OptiMATE™ 1 DUO, TM-409, 4-STEP 12V 0.6 BATTERY CHARGER-MAINTAINER

OptiMATE™ 1 DUO delivers precise micro processor controlled charging & long term maintenance! Maintain any 12 volt lead-acid battery.

- SAVE: Low Volt Save (from 4V)  
CHARGING AMPS: 0.6A (constant current).
- Model TM-409  
IDEAL FOR: STD, AGM, & GEL 12V batteries from 2 - 30Ah.
- INPUT: Global (100-240V 50-60Hz), high efficiency (CEC listed), fully sealed.

**35-8025** OptiMATE™ Battery Charger Maintainer



35-8025



EQUIPMENT & TOOLS

HARD PARTS

CARB & FUEL

IGNITION/ELECTRICAL

CONTROL

SUSPENSION

ACCESSORIES

MARINE

# TestMATE

mini

## TESTMATE MINI BATTERY & CHARGING SYSTEM TESTER/ANALYZER

This compact, easy to use tester is ideal for quick diagnosis without having to remove wiring. Simply connect the included harness to the battery in question and begin testing. With the ignition off, battery voltage is displayed. When the starter is engaged, cranking voltage is displayed. With the engine running, charging voltage at various R.P.M.'s can be observed, indicating potential regulator and alternator trouble. Easier to read than a multimeter, the Testmate is small enough to use anywhere with no need to switch between different scales.

**COMPLIES WITH CALIFORNIA'S APPLIANCE EFFICIENCY PROGRAM.**

35-7983 TestMate Mini



35-7983

# OptiMATE

accessories

## OptiMATE™ FUSED Y-SPLITTER

Connect to 1 SAE-compatible adapter then connect 2 SAE-compatible accessories. Connects to the OptiMATE™ 1 weatherproof permanent lead already connected to your battery. Used with a 15A fuse on each output, is recommended for permanent addition of electrical accessories on the vehicle.

**COMPLIES WITH CALIFORNIA'S APPLIANCE EFFICIENCY PROGRAM.**

35-0189 OptiMATE™ Fused Y-Splitter



35-0189

# OptiMATE

accessories

## OptiMATE™ W/PROOF USB CHARGER

You can now charge your USB compatible device while on the go: ipod, mobile phone, digital camera, satellite navigation device, you name it. **COMPLIES WITH CALIFORNIA'S APPLIANCE EFFICIENCY PROGRAM.**

35-0188 OptiMATE™ W/Proof USB Charger



35-0188



## “ACTIVATOR” DRY CHARGE BATTERY FILLER

Fast and clean! Positive thumb release valve controls acid flow. Attaches to any standard acid pack tube. Includes handy hanger card.

35-8364 Dry Charge Battery Filler only. Adapter not included

35-8365 Optional Battery Filler Adapter. For use on batteries with small openings

35-8363 Battery Maintenance Filler. Maintain your batteries with this economy battery filler. Easy to use with out messy clean ups.



35-8365

35-8364

35-8363

## BATTERY JUMPER CABLES

Conveniently sized for bike-to-bike jurr starts. Heavy-duty alligator clips for secure connection.

99-8951 Jumper Cables - 5'



99-8951

## EYE OUTLET TERMINALS

Sold pk/12.

34-1554 Eye Outlet Terminal 1/4"

34-1558 Eye Outlet Terminal 5/16"

34-1559 Eye Outlet Terminal 3/8"



## UNIVERSAL REPLACEMENT BATTERY CABLES

These high quality American-made replacement cables may be used as either Positive or Negative Battery Leads. Each cable features six-gauge copper wire with colored insulation and 1/4" copper terminals that are soldered (not crimped) on. Sold pk/6.

COLOR	4" LENGTH	6" LENGTH	8" LENGTH	10" LENGTH
Red	20-0142	20-0143	20-0144	20-0145
Black	20-0342	20-0343	20-0344	20-0345



## ELECTRICAL TERMINAL KITS

Terminal Pins, Pin Seals, and Couplers are OEM quality and allow for easy modifications of wire connections without soldering. Terminal crimping tool is included in each kit to make stripping the wire and crimping the terminals easy and professional.



34-1866



34-1766



34-1547

### ELECTRICAL TERMINAL KIT FRH

**34-1766** Kit Includes: 34-1880 FRH-07 Terminal Crimp Tool, 20ea of 34-8959 (B-1), 34-8960 (B-2), 34-0275 (7120-8013), 34-0277 (7120-1151), 34-6940 (18064-1), 34-1869 (8240-4050), 25ea Of 34-9295 (Frs-101), 34-9296 (Frs-102), 50Ea 34-9297 (Frs-103) 10ea Of 34-8967 (B-9), 34-8968 (B-10) 2ea of 34-1903(FRS-108), 34-1904(FRS-109), 34-1859(B-37R), 34-6915 (6030-2981), 34-6910(6040-2111)

### PROFESSIONAL ELECTRICAL SHOP TERMINAL KIT

**34-1866** Contains 100 each of B-1 to B-6, B-9, B-10, B-16, B-17, B-21, B-22, B-48 and one B-14 wire crimper in a metal storage case with terminal identification chart inside lid.

### ELECTRICAL TERMINAL KIT B-TYPE

**34-1547** Contains 20 each of B-1 to B6, 2 sets of B-7 (2 male, 2 female), 20 each of to B-9, B-10, B21, B-22, B-48, one set of B-37R, and one B-14 crimper tool in a plastic storage case with terminal identification chart inside lid.

### REPLACEMENT PINS & COUPLERS

	10PK	100/PK
B-1 Terminal Pin, Male	—	<b>34-8959</b>
B-2 Terminal Pin, Female	—	<b>34-8960</b>
B-3 Terminal Cover, Male-use with B1 pin	—	<b>34-8961</b>
B-4 Terminal Cover, Female-use with B-2 pin	—	<b>34-8962</b>
B-5 Terminal Pin, Male	—	<b>34-8963</b>
B-6 Terminal Pin, Female	—	<b>34-8964</b>
Terminal Pin, Male	—	<b>34-6940</b>
OEM Honda-use with 34-1869	—	
Terminal Pin, Female	—	<b>34-1869</b>
OEM Honda, use with 34-6940	—	
slightly larger than B-6	—	
B-7 4-Pin Coupler Set, M/F	<b>34-8965</b>	—
B-8 Solderless Wire Splice	—	<b>34-8966</b>
B-9 Terminal Pin, Male	—	<b>34-8967</b>
B-10 Terminal Pin, Female	—	<b>34-8968</b>
B-12 4mm Terminal Ring (round eyelet)	—	<b>34-0279</b>
B-13 6 Pin M/F Coupler Set	<b>34-8973</b>	—
B-13R 6 Pin M/F Coupler Set with retainer	<b>34-1853</b>	—
B-16 Terminal Pin, Female-Dual	—	<b>34-8948</b>
B-17 Terminal Cover, Female	—	<b>34-8949</b>
B-18 4 Pin M/F Coupler Set	<b>34-8947</b>	—
B-18R 4 Pin M/F Coupler Set with retainer	<b>34-1854</b>	—
B-19 6 Pin M/F Coupler Set	<b>34-8946</b>	—
B-20 Terminal Pin, Female	—	<b>34-1863</b>
(Use with B36 & B36R only)	—	
B-21 5mm Terminal Ring	—	<b>34-8970</b>
B-22 6mm Terminal Ring	—	<b>34-8972</b>

B-24 5mm Terminal Ring (round eyelet)	—	<b>34-0280</b>
B-36 1 Pin M/F Coupler Set,	<b>34-8336</b>	—
B-37 2 Pin M/F Coupler set,	<b>34-8337</b>	—
B-37R 2 Pin M/F Coupler set with retainer	<b>34-1859</b>	—
B-38 3 Pin M/F Coupler set,	<b>34-8343</b>	—
B-38R 3 Pin Coupler set with retainer	<b>34-1858</b>	—
B-40 3 Pin M/F Coupler set, uses B-5 & B-6 pins	<b>34-1855</b>	—

### REPLACEMENT PINS & COUPLERS

	20/PK	100/PK
B-41 Terminal Pin, Male-thinner than B-1	—	<b>34-1865</b>
B-42 Terminal Pin, Female-thinner than B-2	—	<b>34-1868</b>
B-48 Wire Crimp	—	<b>34-8971</b>
DC-1.25 OEM Butt-Terminal	—	<b>34-3434</b>
7120-8013 Terminal Pin Cover, Female	—	<b>34-0275</b>
7120-1151 Terminal Pin Cover, Female	—	<b>34-0277</b>
7120-1152 Terminal Pin Cover, Male	<b>34-0278</b>	—
B-14 Terminal Crimper	<b>34-9109</b>	—
	(Only Sold Each)	



34-6969



34-6971

**34-6969** 8100-1462M Terminal Pins, Male, pk/100  
**34-6971** 8100-1469F Terminal Pins, Female, pk/100

### COMPACT FUSE HOLDER

Dimensions: W 24mm x H 30mm x D 24mm 10A fuse attached.  
 Must be used with 10A or lower amp fuse only

**20-5250** Compact Fuse Holder



## REPLACEMENT TERMINALS AND CONNECTORS



34-8973 B-13



34-8336 B-36



34-8959 B-1



34-1853 B-13R



34-8337 B-37



34-8960 B-2



34-8948 B-16



34-1859 B-37R



34-8961 B-3



34-8962 B-4



34-8949 B-17



34-8343 B-38



34-8963 B-5



34-8947 B-18



34-1858 B-38R



34-8964 B-6



34-1869 8240-4050



34-1854 B-18R



34-1855 B-40



34-6940 18064-1



34-8946 B-19



34-8971 B-48



34-8965 B-7



34-1863 B-20



34-3434 DC-1.25



34-8966 B-8



34-8967 B-9



34-8970 B-21



34-0277 7120-1151



34-8968 B-10



34-8972 B-22



34-0278 7120-1152



34-0279 B-12



34-0280 B-24



34-0275 7120-8013



### COUPLERS

**NOTE: USE 34-6940 (MALE PIN) AND 34-1869 (FEMALE PIN) FOR 2, 3, 4, 6, AND 9 PIN COUPLERS LISTED BELOW. 34-6932 - 34-6931**

34-6932	2 Pin M/F Coupler, Set (white)	5/sets
34-6910	2 Pin Male Coupler (white)	pk/100
34-6915	2 Pin Female Coupler (white)	pk/100
34-6935	3 Pin M/F Coupler, Set (green)	5/sets
34-6916	3 Pin Female Coupler (green)	pk/100
34-6918	3 Pin Male Coupler (green)	pk/100
34-6936	4 Pin M/F Coupler, Set (red)	5/sets
34-6920	4 Pin Female Coupler (red)	pk/100
34-6922	4 Pin Male Coupler (red)	pk/100
34-6937	6 Pin M/F Coupler, Set (white)	5/sets
34-6927	6 Pin Female Coupler (white)	pk/100
34-6928	6 Pin Male Coupler (white)	pk/100
34-6938	9 pin coupler, Set (black and black)	5/sets
34-6939	9 pin coupler, Set (black and white)	5/sets
34-6929	9 Pin Female Coupler (black)	pk/100
34-6930	9 Pin Male Coupler (black)	pk/100
34-6931	9 Pin Male Coupler (white)	pk/100

### OPEN BARREL TYPE CRIMPER

This economical crimper works on open barrel terminals from 14 to 24 gauge. Crimps both B and F series.

35-1870 Open Barrel Type Crimper



### TERMINAL CRIMPER TOOL FRC-200

Features smaller crimp positions for F-series terminals, built-in wire stripper, and wire cutter. **NOTE: NOT COMPATIBLE WITH B-SERIES TERMINALS. SOLD EACH. MADE IN JAPAN.**

34-9206 Terminal Crimper Tool Model FRC-200



### TERMINAL CRIMPER TOOL FRH-07

Features three crimp positions for B-series terminals, wire stripper, and wire cutter. Sold each. **NOTE: NOT COMPATIBLE WITH F-SERIES TERMINALS. MADE IN JAPAN.**

34-1880 Terminal Crimper Tool FRH-07



### TERMINAL SUPER CRIMP TOOL B-14

34-9109 Terminal Super Crimp Tool



### FRA-SERIES-PINS, COUPLERS & PIN SEALS (WATERPROOF, GREATEST AMPERAGE CAPACITY)



34-9280 FRA-103



34-9281 FRA-104



34-9282 FRA-106



34-0291 FW-M-085



34-6964 FW-F-085



34-9283 FRA-115



34-9284 FRA-116



34-0292 FWY-W-D



34-0293 FWY-W-0850



34-6966 FW-W-031

### FRM-SERIES-PINS, COUPLERS & PIN SEALS (WATERPROOF, DOUBLE LOCKED PIN RETENTION)



34-9285 FRM-101



34-9286 FRM-102



34-9287 FRM-103



34-9290 FRY-101



34-9291 FRY-102



34-9292 FRY-103

### FRS-SERIES-PINS, COUPLERS & PIN SEALS (WATERPROOF, MOST COMPACT SIZE, IDEAL FOR DUAL SPORTS)



34-9295 FRS-101



34-9296 FRS-102



34-9297 FRS-103



34-9298 FRS-106



34-9299 FRS-107



34-1903 FRS-108



34-1904 FRS-109



34-1905 FRS-110



34-1906 FRS-111



34-1907 FRS-112



34-1908 FRS-113



34-0282 FRSY-106



34-0283 FRSY-107



34-0284 FWY-2M-B



34-0289 FWY-4M-B



34-0286 FWY-2F-B

#### REPLACEMENT PINS, COUPLERS & SEALS

34-0281	FR-150	Pin Tools	Qt2
34-0282	FRSY-106	2 Pin F Coupler	pk/10
34-0283	FRSY-107	2 Pin M Coupler	pk/10
34-0291	FW-M-085	Terminal Pin, M	pk/50
34-6964	FW-F-085	Terminal Pin, F	pk/50
34-0292	FWY-W-D	Pin Seal, Blue	pk/50
34-0293	FWY-W-085	Pin Seal, Black	pk/50
34-0284	FWY-2M-B	2 Pin M Coupler	pk/10
34-0286	FWY-2F-B	2 Pin F Coupler	pk/10
34-0289	FWY-4M-B	4 Pin M Coupler	pk/5
34-0290	FWY-4F-B	4 Pin F Coupler	pk/5
34-9295	FRS-101	Terminal Pin, M	pk/50
34-9296	FRS-102	Terminal Pin, F	pk/50

#### REPLACEMENT PINS, COUPLERS & SEALS

34-9297	FRS-103	Pin Seal (Black)	pk/50
34-9298	FRS-106	2-Pin M Coupler	pk/5
34-9299	FRS-107	2-Pin F Coupler	pk/5
34-1903	FRS-108	3 Pin M Coupler	pk/5
34-1904	FRS-109	3 Pin F Coupler	pk/5
34-1905	FRS-110	4 Pin M Coupler	pk/3
34-1906	FRS-111	4 Pin F Coupler	pk/3
34-1907	FRS-112	6 Pin M Coupler	pk/3
34-1908	FRS-113	6 Pin F Coupler	pk/3
34-9280	FRA-103	Terminal Pin, M	pk/50
34-9281	FRA-104	Terminal Pin, F	pk/50

#### REPLACEMENT PINS, COUPLERS & SEALS

34-9282	FRA-106	Pin Seal (Grey)	pk/50
34-9283	FRA-115	4-Pin M Coupler	pk/3
34-9284	FRA-116	4-Pin F Coupler	pk/3
34-9285	FRM-101	Terminal Pin, M	pk/50
34-9286	FRM-102	Terminal Pin, F	pk/50
34-9287	FRM-103	Pin Seal (Green)	pk/50
34-9290	FRY-101	Terminal Pin, M	pk/50
34-9291	FRY-102	Terminal Pin, F	pk/50
34-9292	FRY-103	Pin Seal (Black)	pk/50
34-6966	FW-W-031	Seal for 2 Pin F	pk/1000
34-6967	FW-W-031	Seal for 2 Pin F	pk/100

EQUIPMENT & TOOLS

HARD PARTS

CARB & FUEL

IGNITION/ELECTRICAL

CONTROL

SUSPENSION

ACCESSORIES

MARINE

### ELECTRICAL CONNECTOR PIN REMOVAL TOOLS

Precision pin tools for terminal repair on harness connectors. Safely removes pins without damaging wires. Available in 5 piece set.

Made in Japan.


35-9555 Asian Terminal Removal Set



### TERMINAL PIN REMOVAL TOOL SET FR-150


Two piece tool set for removal of FR/FW Series Connectors Sold as set. Made in Japan.

34-0281 Terminal Removal Tool Set FR-150



### TERMINAL REMOVAL TOOL

Designed to remove wires from terminals without damaging the end prongs. Includes six different shaped blades.



35-9266 Terminal Removal Tool

### WATERPROOF ELECTRICAL TERMINALS

Terminals are OEM quality and allow for easy modifications of wire connections without soldering. Ideal for building custom harness assemblies where extra reliability is needed. Made in Japan.



### 3 & 4 PIN COUPLER SETS

Made in Japan. Sold pk/10 (5 male & 5 female) and pk/100. Pins sold pk/100.

#### 3 PIN COUPLER SET

34-6954	3 Pin M/F Coupler Set- (5 male and 5 female)	pk/10
34-6948	3 Pin Male Coupler only	7228-3030 (Yam) pk/100
34-6949	3 Pin Female Coupler only	7229-3030 (Yam) pk/100
34-6972	Terminal Pin, Male	7113-2200P pk/100
34-6973	Terminal Pin, Female	7115-1330P pk/100

#### 4 PIN COUPLER SET

34-6955	4 Pin M/F Coupler Set- (5 male and 5 female)	pk/10
34-6950	4 Pin Male Coupler only	7228-3042 (Yam) pk/100
34-6951	4 Pin Female Coupler only	7229-3043 (Yam) pk/100
34-6972	Terminal Pin, Male	7113-2200P pk/100
34-6973	Terminal Pin, Female	7115-1330P pk/100

### TERMINAL SETS AND COUPLERS

These sets feature our most popular terminals in smaller quantities, and are ideal for do-it-yourself customers.

NOTE: PACK REFERS TO COMPLETE SETS THAT QTY. (1) OF A PART# WILL BUILD.

PART#	DESCRIPTION	CONTENTS	QTY.
34-9063	Bullet Terminals	M/F pins, sleeves	30 Sets
34-9065	Dual Female Bullets	M/F pins, sleeves	5 Sets
35-9066	6 mm Ring Terminal	Rings, sleeves	5 Sets
35-9067	8 mm Ring Terminal	Rings, sleeves	5 Sets
34-9068	10 mm Ring Terminal	Rings, sleeves	5 Sets
34-9069	2 Pin Waterproof Coupler	M/F blocks, pins, seals	1 Set
34-9070	3 Pin Waterproof Coupler	M/F blocks, pins, seals	1 Set
34-9074	4 Pin Waterproof Coupler	M/F blocks, pins, seals	1 Set
34-9080	6 Pin Waterproof Coupler	M/F blocks, pins, seals	1 Set



### COLOR CODED ELECTRICAL WIRE

Colored wiring made to match with the OEM colors for convenience when installing electrical parts. There are 19 different colors available, each 13 ft long. 16 Gauge, capacity of 14A/12V. Made in Japan.

34-39000	13Ft Long OEM Color Wire	(RED)
34-39001	13Ft Long OEM Color Wire	(BLACK)
34-39002	13Ft Long OEM Color Wire	(GREEN)
34-39003	13Ft Long OEM Color Wire	(SKY BLUE)
34-39004	13Ft Long OEM Color Wire	(ORANGE)
34-39005	13Ft Long OEM Color Wire	(BLUE)
34-39006	13Ft Long OEM Color Wire	(WHITE)
34-39007	13Ft Long OEM Color Wire	(YELLOW)
34-39008	13Ft Long OEM Color Wire	(GREEN YELLOW)
34-39009	13Ft Long OEM Color Wire	(BROWN)
34-39010	13Ft Long OEM Color Wire	(BLACK / WHITE)
34-39011	13Ft Long OEM Color Wire	(WHITE / BLACK)
34-39012	13Ft Long OEM Color Wire	(GRAY)
34-39013	13Ft Long OEM Color Wire	(BLACK / YELLOW)
34-39014	13Ft Long OEM Color Wire	(RED / BLACK)
34-39015	13Ft Long OEM Color Wire	(RED / YELLOW)
34-39016	13Ft Long OEM Color Wire	(BLACK / BROWN)
34-39017	13Ft Long OEM Color Wire	(ORANGE / WHITE)
34-39018	13Ft Long OEM Color Wire	(SKYBLUE / WHITE)






**HARLEY  
DAVIDSON®**

**SPECIALTY TOOLS**

**SERVICE CENTER**

### SNAP-RING TOOL

This tool will remove and install the Timken® bearing outer race snap ring without damage to case. A must for replacing rings in cases without inserts. Use on Big Twin - 1969 - present. **(NOTE: INCLUDES TWIN CAM 88™, AFTERMARKET AND S & S® MOTORS.)**




35-5170 Snap-Ring Tool

35-5170

### FOUR SPEED TRANSMISSION MAIN SEAL INSTALLING TOOL

Use to install and remove main seal in all 1936-76 4-Speed transmissions as well as installing all other Big Twin main seals. This tool will push the seal in as flat as possible to .050" below housing for a no leak fit. Use on Big Twin 1941-79.



35-5186 Four Speed Transmission Main Seal Installing Tool

35-5186

### CAM/CRANK SPROCKET LOCK TOOL

This tool allows technicians to lock the cam and crankshaft sprockets in place to properly remove, replace and torque the sprocket bolts. Made from non-marring-delrin. Use on all Twin Cam 88™.



35-5380 Cam/Crank Sprocket Lock Tool

35-5380

### CAM BEARING REMOVER

Once the camshafts are removed from the support plate, this tool will remove the bearing from the camshaft. Unlike a general purpose puller, this tool was designed to remove the bearing straight, with no slipping or binding. All Twin Cam 88™.



35-5122 Cam Bearing Remover

35-5122

### TWIN CAM WRISTPIN REMOVER

This tool cuts the time it takes to remove wrist pins and can be used easily by one person. Use on all models including Twin Cam 88™.



35-5114 Twin Cam Wristpin Remover

35-5114

### CYLINDER TORQUE PLATES

Torque plates are essential to check cylinder measurements accurately, allowing you to duplicate cylinder stress conditions during boring and honing. Plates are laser etched with the correct torque sequence for big bore cylinders. For use on all Twin Cam 88™, JIMS® T/C Big Bore Cylinders and all Big Bore Cylinders up to 4-1/8".




35-5115 Cylinder Torque Plates

35-5115

### MOTION PRO FORK CAP NUT SOCKET

For removal and installation of the fork cap nut on most Big Twin & Sportster® models. This thin socket measures only 9/32" deep x 1-3/8" and is only 5/8" tall to fit under the handlebar. It's shallow depth prevents contact and damage of the chrome triple clamp.

Made in U.S.A.




35-7921 Fork Cap Nut Socket

35-7921

### EXHAUST STUD DRILL PLATE

Designed to guide and align bit in order to drill out broken exhaust studs. A follow up with a tap is all that is needed to clean up threaded hole. This tool can be used with motor in the frame in most cases. For use on Big Twin 1984-present, Buell® 1987-present, Sportster® 1987-present. **(NOTE: FOR TWIN CAM 88™ AND ALL AFTERMARKET HEADS.)**



35-5138 Exhaust Stud Drill Plate

35-5138

### INNER CAM BEARING REMOVER TOOL

Designed like our popular single cam bearing tool, it easily removes cam bearings without damaging the crankcase. This tool also keeps the pin rollers from falling into the crankcase. All Twin Cam 88™.




35-5310 Inner Cam Bearing Remover Tool

35-5310

### TRANSMISSION COVER BEARING REMOVER AND INSTALLER

This tool will remove and replace the transmission door bearings. It can also be used to remove the transmission door for replacement without removing the complete transmission assembly. Door bearings must be replaced if using this tool to pull door off case.




35-5198 Transmission Cover Bearing Remover and Installer

35-5198

### MAINSHAFT BEARING RACE TOOL

Use to remove and install the bearing inner race on the transmission mainshaft. Use on Big Twin Late 1984-present and Twin Cam 88™ A & B.



35-5182 Mainshaft Bearing Race Tool

35-5182

### UNIVERSAL PISTON SUPPORT PLATE

Use this tool to support the piston and protect the case deck surface when installing rings. All ® style engines.



35-5455 Universal Piston Support Plate

### CYLINDER HOLD DOWN NUTS FOR HARLEY TWIN CAM MODELS

Helps to keep the cylinders in place when removing the heads from the engine. Sold in a set of 4. Made in the U.S.A.

35-8260 Cylinder Hold Down Nuts for Harley Twin Cam Models



### WRISTPIN CIRCLIP REMOVAL TOOL

Easily installs and removes wire type wristpin clips without damage. For use on Harley-Davidson® EVO circlips only. Made in U.S.A.

**35-2269** Wristpin Circlip Removal Tool. **DOES NOT WORK ON TWIN CAM.**



35-2269

### MOTION PRO PUSH ROD TOOL

This Push Rod Tool installs the clip in the Harley-Davidson® push rod tube. The flat portion of the Push Rod Tool slips under the cylinder head while the cupped end fits over the bell in the tube. It is then used to compress the spring allowing for easy access to the spring cap retainer.

**35-9771** Motion Pro Push Rod Tool



35-9771

### H-D® FLYWHEEL ASSEMBLY FIXTURE

Top quality machined billet aluminum construction. Works with all OEM# or aftermarket flywheels including S&S®, from 1938 Knuckleheads to the 1999 EVO Motors. Fixture clamps into vice for ease of use. It simplifies all assembly jobs while getting flywheels close to true before the final truing process. Helps hold flywheels in line for tightening of the tapered shafts.

**37-1860** H-D® Flywheel Assembly Fixture



### NEWAY HARLEY-DAVIDSON® KIT KM-2451

- 622H Cutter - 1-1/2" | dia. 31° x 46°
- 205 Cutter - 1-1/2" | dia. 60°
- 293 Cutter - 1-3/4" | dia. 60°
- 642H Cutter - 1-3/4" | dia. 31° x 46°
- 140-5/16 Solid Pilot - 5/16" | dia. -3, -2, -1, STD., +1
- 140-11/32 Solid Pilot - 11/32" | dia. -4, -3, -2, -1, STD., +1
- 140-3/8 Solid Pilot - 3/8" | dia. -2, -1, STD., +1, +2, +3, +4
- 140-7.02 | Solid Pilot - 7.02 mm

- TW505 T-Wrench
- CA160 Case
- KACC246 Accessories Kit
- 37-9367** Harley-Davidson® Kit
- 37-9364** Harley-Davidson® V-Rod Kit (optional Valve Seat Cutter Kit for V-Rod applications)



**\*\*NOTE: SAME AS KM2450, WITH THE ADDITION OF 140-7.02 SOLID PILOT.**

### JET DRIVER

Perfect for removal of jets from small recessed passages.

**35-2270** Jet Driver



35-2270

### VALVE LAPPING TOOL

Set includes vacuum stick, 3/4" and 1/4" diameter rubber cups.

**35-8998** Valve Lapping Tool



### CLOVER VALVE LAPPING COMPOUND KIT

The world famous green can with the four leaf clover. For seating valves, mating gears, and sharpening. Sold as a kit with coarse 120 grit (roughing) and 280 fine grit (finishing).

**35-0309** Clover Valve Lapping Compound Kit

**35-0309**



### K&L 2 PIECE GAS TANK STAND

Designed for use on 5-gallon "flat side" gas tanks. (Softail® models from 1984-2000) Keeps gas tank off your workbench or shop floor. The gas tank stand mounts are modeled after a stock frame for ease of installation. Built with 1" steel tubing, it is strong enough to hold tanks with fuel. Two-piece design breaks down for ease of shipment and storage. Black powder coated, for rust-free life. UPS shippable.

**35-7678** K&L 2 Piece Gas Tank Stand




35-7678

### CLUTCH SPRING COMPRESSOR

This rugged tool is made for compressing the clutch spring on most Harley-Davidson® 1340cc models from '90-'01, all XLH883/1200cc models from '91-'01 and Buell® models from 97-01. Sold as a kit.

**35-7920** Motion Pro Clutch Spring Compressor



35-7920

### K&L ADJUSTABLE SPLIT FORK SEAL DRIVER SET

Replace fork seals without removing the inner fork tube from the T-clamp.

**35-7568** K&L Adjustable Split Fork Seal Driver Set. (Harley Davidson®) Set includes: one Split Seal Driver and three Seal Guides 35mm, 39mm, 41mm. Use for OEM H-D® KYB & Showa forks.



**REPLACEMENT SEAL GUIDES (ADAPTERS)** Sold each.

- 35-7522** 35mm      **35-7566** 39mm
- 35-7560** 41mm      **35-7569** 49mm (not in kit 35-7568)

**REPLACEMENT SPLIT SEAL HAMMER** Sold each.

- 35-7576** Split Seal Hammer-fits 35, 39, 41mm adapters
- 35-7577** Split Seal Hammer-fits 49mm adapter (not in kit 35-7568) Use with **35-7569** 49mm

### WHEEL BEARING REMOVER SET FOR H-D®

Three piece set includes 3/4", 1" split collar adapters and large driver rod. Split collar design.

**35-5550** Wheel Bearing Remover Set for H-D®.



35-5550



### INTAKE MANIFOLD WRENCH

Reversible ratcheting box wrench with 1/4" ball-end allen socket. Removes and installs exhaust manifold head cap screws.

**35-3975** Intake Manifold Wrench



**35-3975**

### MOTION PRO ROCKER BOX WRENCH

Reaches 3/16" rocker box allens on BigTwins, Buells®, & Sportsters®.

**35-7996** Rocker Box Cover Wrench, 3/8" drive.



**35-7996**

### H-D® TIMING INSERT PLUG

This timing screw plug is made of acrylic plastic. This plug has threads the center position and has timing marks for clear/accurate readings while working at full RPMs. This piece OAL: 32.7mm, top end diameter: 13mm x H 16mm. Thread: 5/8" - 1/8". Fits most H-D® BigTwin models.



**35-5001** H-D Timing Insert Plug

### H-D® PRIMARY CAM CHAIN TENSION TOOL

Is designed with a special clutch drive end for cam chain usage. Unloads pressure on the primary, secondary's chain tension while servicing H-D® twincam models. Hex.: 32mm x 1/2" Dr. O.D.: 28 x H13mm. Includes two piece holding pin. OAL: 74mm x diameter: 2.3mm. Fits all 99-06 FL, 99-05 FXD & 00-06 FXST.



**35-5002** H-D Primary Cam Chain Tension Tool

### HEAVY DUTY RIV-NUT TOOL SET

Hydraulic action riveter tool is designed to set from 1/8" up to 1/4" diameter steel, stainless steel, aluminum and plastic rivets by changing the nosepiece. This tool has a rated pressure of over 3,750 lbs with one handed operation. This tool can be used for the installation of riv-nut fasteners found on many Yamaha applications. **RIV-NUTS NOT INCLUDED, SOLD IN INDIVIDUAL SIZES. (SEE RIV-NUT INSERTS)**

**35-2750** Heavy Duty Riv-Nut Tool Set. Set includes hand hydraulic riveter, pull up studs and driving anvils in 6/8/10mm. All packaged in a plastic storage case.

**35-2751** Replacement 6mm Stud only for **35-2750**

**35-2752** Replacement 8mm Stud only for **35-2750**

**35-2753** Replacement 10mm Stud only for **35-2750**



**35-2750**

### CRANKSHAFT RATCHETING WRENCH

Great for checking engine timing & parts clearance. Wrench is offset so the handle will not interfere with motor case. Reversible ratcheting action so crankshaft can easily be reversed.

**35-8286** Crankshaft Ratcheting Wrench. Ten spline-Use for rotating the crankshaft on all Harley® Evolution 1340cc motors

**35-8265** 24 Tooth for All Twin Cam Applications



**35-8286**

### ROCKER BOX RATCHET

This chrome plated, vinyl grip ratchet is 9-3/4" long with reversible ratcheting action. Low profile design allows clearance between the frame & engine. Comfortable ergonomic grip will not scratch chrome while working on rocker box cover. Use for installation & removal of all Harley-Davidson® Evolution motor rocker box covers.

**35-8276** Rocker Box Ratchet. Includes one 3/16", 1/4" drive replaceable bit.

**35-8278** Rocker Box Ratchet replacement bits. Includes qt. 3 3/16", 1/4" drive allen bits

**35-8271** Lower Rocker Box Wrench 7/16 for Twin Cam Applications



**35-8276**

### H-D® WRIST PIN CLIP TOOL

The ideal tool with spring grip operation for wrist clips. It is able to remove and install wire type circlips. Removes retaining clips without damage to the piston. This tool made of carbon steel and chrome plated. Application: EVO

**35-5003** H-D Wrist Pin Clip Tool




### H-D® PISTON PIN KEEPER DRIFT TOOL

Able to install retaining ring at the piston area. Installs round circle clip rings in one step. Short cone housing with notch and drift pin with notch. Application: BigTwin 83-15, All Sportster models 85 to present. Buell 87-10 (not 1125R models).

**35-5004** H-D Piston Pin Keeper Drift Tool



### Heavy Duty Riv-Nut Tool Blind Nutsetting Configuration



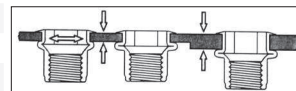
### RIV-NUT INSERTS

Available as a shop kit and individual replacement pk/5.

**33-2760** Riv-Nut Inserts. Includes 1 pk of each part number listed.

### REPLACEMENT RIV-NUT INSERTS. SOLD PK/5.

- 33-2754** 6mm Hex Style Insert
- 33-2755** 8mm Hex Style Insert
- 33-2756** 10mm Hex Style Insert
- 33-2757** 6mm Round Ribbed Insert
- 33-2758** 8mm Round Ribbed Insert
- 33-2759** 10mm Round Ribbed Insert



INSTALLATION OF A RIV-NUT



## *HARD PARTS*

GASKET SETS, CAM CHAINS, OIL PUMPS ETC.

**HARD PARTS**

## ENGINE GASKET SETS

Quality Vesrah and KP Gasket Sets from K&L Supply offer you and your customers a real alternative to costly factory parts.

**Made in Japan** to meet or exceed OEM specifications.



HONDA® STREET APPLICATION	YEAR	COMPLETE GSKT SET	TOP END GSKT SET
CB350G	1973	16-6101	—
CB350K2~K5 Super Sport	70-73	16-6101	—
CL350K2~K5 Scrambler	70-73	16-6101	—
SL350	1971	16-6101	—
CB400 Twins (all)	78-81	—	16-6029
CB550F Super Sport	76-77	—	16-6010
CB550	1976	—	16-6010
CBR600F2 Hurricane	91-94	16-5498	—
CBR600SE	1998	16-6403	—
CBR600SJR Smokin Joe Replica	1996	16-6403	—
CB750A Automatic	74-78	16-2933	16-2934
CB750C Custom	80-82	16-2932	—
CB750F Super Sport	74-78	16-2933	16-2934
CB750F Super Sport	79-82	16-2932	—
CB750K1/K2/K3	71-73	16-6118	—
CB750K	74-78	16-2933	16-2934
CB750K	79-82	16-2932	—
CB750L LTD	1979	16-2932	—
CB750SC Nighthawk	82-83	16-2932	—
VF750 V45 Magna/ Sabre	82-83	16-6231	—
CB900C Custom	80-82	16-6212	—
CB900F Super Sport	81-82	16-6212	—
GL1000 Goldwing	78-79	16-6120	—
GL1100 Goldwing	80-83	16-6216	16-6194
GL1200I Goldwing Interstate	84-87	16-5474	16-5475
GL1200A Goldwing Aspencade	84-87	16-5474	16-5475
GL1200L Goldwing LTD	1985	16-5474	16-5475
HONDA® DUAL SPORT/OFFROAD APPLICATION	YEAR	COMPLETE GSKT SET	TOP END GSKT SET
SL350	1971	16-6101	—
XL700V/VA Transalp	08-10	16-6231	—
HONDA® ATV APPLICATION	YEAR	COMPLETE GSKT SET	TOP END GSKT SET
ATC200E Big Red	82-83	—	00-6396
ATC200ES Big Red	1984	—	00-6396
ATC200M	84-85	—	00-6396
ATC200S	84-86	—	00-6396
ATC200X	83-85	—	00-6396
TRX400EX Fourtrax 400 EX	99-00	—	16-5766
TRX400EX Sportrax 400 EX	01-04	—	16-5766
KAWASAKI® STREET APPLICATION	YEAR	COMPLETE GSKT SET	TOP END GSKT SET
H2/A/B/C 750SS (2-stroke)	73-75	16-6328	—
KZ750E1/E2/E3	80-82	—	16-6359
Z1A/Z1B-900 (2 pc head gskt)	74-75	16-6152	16-6162
KZ900A4/A5	76-77	16-6152	16-6162
KZ900B1 LTD	1976	16-6152	16-6162
KZ1000A1/A2	77-78	16-6342	—
KZ1000A3/A4 MKII	79-80	—	16-6163
KZ1000B1/B2 LTD	77-78	16-6342	—
KZ1000B3/B4 LTD	79-80	—	16-6163
KZ1000C1 Police	1978	16-6342	—

KZ1000C2/C3/C4 Police	79-81	—	16-6163
KZ1000D1 Z1R	1978	16-6342	—
KZ1000D3 Z1R	1980	—	16-6163
KZ1000E1/E2 Shaft ST	79-80	—	16-6163
KZ1000G1 LTD Classic	1980	—	16-6163
KZ1000J "Sports"/K "LTD"/M "CSR"	81-82	16-6344	16-6345
KZ1000P1~P24 "Police"	82-05	16-6344	16-6345
KZ1000R	82-83	16-6344	16-6345

YAMAHA® STREET APPLICATION	YEAR	COMPLETE GSKT SET	TOP END GSKT SET
RD400C/D/E/F	76-79	16-6174	—
FZR600	89-91	16-5486	—
SRX600 SRX-6	1986	16-1981	—

SUZUKI® STREET APPLICATION	YEAR	COMPLETE GSKT SET	TOP END GSKT SET
GS1000C/E/L/S	78-80	16-6300	16-6301

## K&L MOBILE BENCH

Use as a combination workbench, tear-down table and tool storage facility. Table comes with heavy duty 4" casters (2 rigid & 2 locking swivel). The Table top features a drain hole. Shipping weight: 170 lbs.

**37-2928** K&L Mobile Bench-Blue

**37-2924** K&L Mobile Bench-Red



37-2928



37-2924

## GASKET SCRAPER

High grade forged steel for rugged service along with strong grip handle. Scrapes surfaces clean for installing new gaskets.

**35-4011** Gasket Scraper



## K&L MC25 METRIC ENGINE STAND

The MC25 is a versatile engine stand that is easily adjustable in both height and width and has the ability to rotate an engine a full 360 degrees. Pan removal, transmissions, and starter clutches are just a few of the services that are easier with the MC25.

**37-9352** K&L MC25 Metric Engine Stand

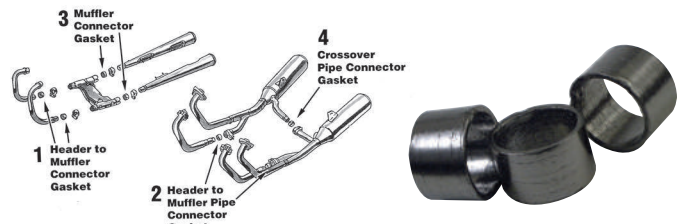
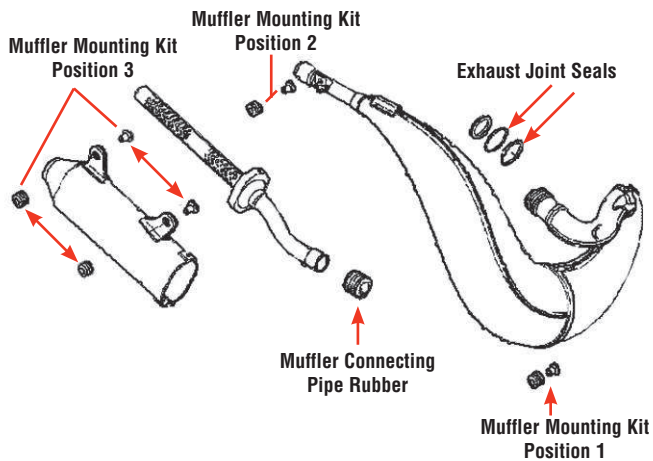
**37-6336** Optional 200mm Adapter



37-9352



37-9352



**EXHAUST MUFFLER CONNECTING GASKETS**

Made in Japan to meet or exceed OEM specifications. **NOTE:** Order correct gasket by referring to number shown in illustration. There are four possible locations where muffler connecting gaskets can be replaced. Some applications require two different size gaskets. Sold in pk/5.

**EXHAUST GASKETS AND HARDWARE**

Made in Japan to meet or exceed OEM specifications. Keep your bike running at factory specification & replace leaking exhaust components. **NOTE: ORDER CORRECT GASKET BY REFERRING TO ILLUSTRATION.**

**MUFFLER MOUNTING KITS FOR HONDA**

Set Consists of: 5 x Rubber Grommet and 5 x Collar

APPLICATION	YEAR	CHAMBER SIDE		SILENCER SIDE
		POSITION 1	POSITION 2	POSITION 3
CR80R	96-02	—	<b>16-6432</b>	<b>16-6432</b>
CR80RB	97-02	—	<b>16-6432</b>	<b>16-6432</b>
CR85R	03-07	—	<b>16-6432</b>	<b>16-6432</b>
CR85RB	03-07	—	<b>16-6432</b>	<b>16-6432</b>
CR125R	90-01	—	<b>16-6432</b>	<b>16-6432</b>
CR125R	02-07	—	<b>16-6434</b>	<b>16-6432</b>
CR250R	90-00	—	<b>16-6432</b>	<b>16-6432</b>
CR250R	2001	—	<b>16-6434</b>	<b>16-6432</b>
CR250R	02-05	<b>16-6432</b>	<b>16-6434</b>	<b>16-6432</b>
CR250R	06-07	<b>16-6432</b>	<b>16-6434</b>	<b>16-6438</b>
CR500R	87-01	—	<b>16-6432</b>	—

**EXHAUST SEALS FOR OFF-ROAD BIKES**

Made in Japan to meet or exceed OEM specifications. Sold in pk/4. Available for the following applications:

HONDA® K&L P/N	OEM REFERENCE	APPLICATION	YEAR
<b>16-6394</b>	91304-KZ4-L11	CR125R	01-07
<b>16-6425</b>	91304-KZ3-890	CR250R	93-01
<b>16-6423</b>	91302-KZ3-L20	CR250R	02-04
<b>16-6425</b>	91304-KZ3-890	CR250R	05-07
SUZUKI®			
<b>16-6019</b>	14171-36E00	RM125	96-08
<b>16-6020</b>	14171-28C30	RM250/N/S/Z	89-08
<b>16-6020</b>	14171-28C30	RMX250T/W	89-98
YAMAHA®			
<b>16-6011</b>	5PA-14642-00	YZ85	02-10
<b>16-6016</b>	5MV-14642-00	YZ125	01-11
<b>16-6017</b>	5MW-14642-00	YZ250 (2-stroke)	01-11

**MUFFLER CONNECTING PIPE RUBBERS FOR OFFROAD BIKES**

Made in Japan to meet or exceed OEM specifications. Sold in pk/2. Available for the following applications:

HONDA® K&L P/N	OEM REFERENCE	APPLICATION	YEAR
<b>16-6469</b>	18365-KA4-730	CR250R	84-07
<b>16-6472</b>	18365-KZ4-000	CR125R	89-07

HONDA® K&L P/N	OEM REFERENCE	DIMENSIONS
<b>16-5560</b>	18391-437-000	28.7 x 34.5 x 35mm
<b>16-5565</b>	18391-438-306	38 x 44.5 x 28mm
<b>16-5566</b>	18392-413-000, 18392-MG7-750	42.8 x 48.6 x 20mm
<b>16-5567</b>	18392-MK4-000, 18391-317-000	38.2 x 44.2 x 24mm
<b>16-5568</b>	18391-ML8-000, 18391-375-000	32 x 37.5 x 25mm
<b>16-5569</b>	18391-429-010	42.8 x 48.6 x 30mm

KAWASAKI® K&L P/N	OEM REFERENCE	DIMENSIONS
<b>16-5573</b>	11060-1068, 11009-1637	38.2 x 43.5 x 26mm
<b>16-5575</b>	11061-0360, 11009-1606 11009-1685	32 x 37 x 26mm
<b>16-5576</b>	11009-1104, 11009-1480, 11009-1489, 11009-1666	42.8 x 48.5 x 30mm
<b>16-5605</b>	11009-1001, 11009-1638, 11009-1718	32 x 37.5 x 26mm

SUZUKI® K&L P/N	OEM REFERENCE	DIMENSIONS
<b>16-5581</b>	14771-05A01/A02, 14771-30E00	38.2 x 44.2 x 25.3mm
<b>16-5583</b>	14771-38B00/B01, 14771-46E00	43 x 48.6 x 25mm

HONDA® STREET APPLICATION	YEAR	CONNECTING GSKT SET	POSITION
CB125S	76-78	<b>16-5567</b>	<b>1</b>
NX250	88-90	<b>16-5567</b>	<b>2</b>
CB360T	75-77	<b>16-5567</b>	<b>1</b>
CB400A	1978	<b>16-5566</b>	<b>3</b>
CB400F Supersport	76-77	<b>16-5567</b>	<b>1</b>
CB400TI/TII	78-79	<b>16-5566</b>	<b>3</b>
CM400A	79-81	<b>16-5566</b>	<b>3</b>
CM400E	80-81	<b>16-5566</b>	<b>3</b>
CM400T	79-81	<b>16-5566</b>	<b>3</b>
CB450SC	82-85	<b>16-5566</b>	<b>3</b>
CB450T	1982	<b>16-5566</b>	<b>3</b>
CL450 K2-K4	74-76	<b>16-5567</b>	<b>2</b>
CM450A	1983	<b>16-5566</b>	<b>3</b>
CM450C	1982	<b>16-5566</b>	<b>3</b>
CM450E	1983	<b>16-5566</b>	<b>3</b>
CB500T Twin	1976	<b>16-5567</b>	<b>4</b>
CX500	78-79	<b>16-5567</b>	<b>1</b>
CX500	78-79	<b>16-5566</b>	<b>3</b>
CX500C Custom	79-82	<b>16-5565</b>	<b>1</b>
CX500D Deluxe	79-81	<b>16-5567</b>	<b>1</b>
CX500D Deluxe	79-81	<b>16-5566</b>	<b>3</b>
CX500TC Turbo	1982	<b>16-5566</b>	<b>3</b>
FT500 Ascot	82-83	<b>16-5569</b>	<b>1</b>
VF500C Magna	1984	<b>16-5569</b>	<b>3</b>
VF500F Interceptor	1984	<b>16-5569</b>	<b>3</b>
VT500C Shadow	83-86	<b>16-5567</b>	<b>1 &amp; 3</b>
VT500FT Ascot	83-84	<b>16-5567</b>	<b>1 &amp; 3</b>
GL500/I Silverwing	81-82	<b>16-5567</b>	<b>1</b>
NX650	88-89	<b>16-5560</b>	<b>1</b>
FSC600/D Silverwing	02-13	<b>16-5567</b>	<b>2</b>
CB550SC Nighthawk	1983	<b>16-5566</b>	<b>4</b>
CB650SC Nighthawk	83-85	<b>16-5566</b>	<b>4</b>



# EXHAUST PIPE GASKETS

Made in Japan to meet or exceed OEM specifications. Sold pk/10.



HONDA®		
K&L P/N	OEM REFERENCE	DIMENSIONS
16-5976	18291-MN5-650	32 X 40 X 4.2MM
16-6061	18291-MN4-920	35 X 42.8 X 4.1MM
16-5977	18291-MM5-860	37.4 X 44.8 X 4.1MM
16-5979	18291-286-306	38.5 X 46.5 X 4.8MM
16-1843	18291-MM8-880	44 X 52 X 2.45MM
16-5992	18291-MEB-670	39.8 X 48.5 X 4.1MM

SUZUKI®		
K&L P/N	OEM REFERENCE	DIMENSIONS
16-6063	14181-05020	32 X 42 X 5.0MM
16-6063	14181-18C00	32 X 42 X 5.5MM
16-5994	14181-46E00	33.36 X 42 X 5.36MM
16-5536	14181-40C00	35.2 X 41.85 X 3.05MM
16-5538	14181-45C00	51.2 X 61.7 X 4.8MM
16-5974	14181-01D00	38 X 46 X 5.0MM
16-4144	14181-22D01	38.4 X 45.75 X 5.08MM
16-2459	14181-29E02	NON-ASBESTOS STYLE
16-2490	14181-35G00	NON-ASBESTOS STYLE

KAWASAKI®		
K&L P/N	OEM REFERENCE	DIMENSIONS
16-5978	11009-1866	31 X 39.4 X 2.8MM
16-5975	11009-1906	32 X 42 X 3.0MM
16-4143	11060-1203	36.15 X 44.85 X 2.05MM
16-5982	11060-1103	35.85 X 42.15 X 2.85MM
16-4136	11061-0027	43.2 X 36.6 X 2.7MM
16-4127	11009-1840	39.45 X 45.65 X 2.45MM
16-4145	11009-1856	35.5 X 44.1 X 2.4MM

YAMAHA®		
K&L P/N	OEM REFERENCE	DIMENSIONS
16-0180	4BR-14613-00-00	30.5 X 39.1 X 5.0MM
16-5533	3YF-14613-01-00	32 X 42 X 3.0MM
16-6025	4BE-14613-00-00	38 X 44.5 X 5.0MM
16-6024	3GD-14613-00-00	38.5 X 49.5 X 5.0MM
16-6062	3EG-14613-00-00	42.52 X 55.36 X 3.4MM
16-2480	5NL-14613-00-00	NON-ASBESTOS STYLE



HONDA® STREET APPLICATION	YEAR	EXH PIPE GSKT	HONDA® STREET APPLICATION	YEAR	EXH PIPE GSKT	HONDA® STREET APPLICATION	YEAR	EXH PIPE GSKT
TG50	85-86	16-5976	CBR600F2/F3/F4/F4i	91-06	16-6061	VT800C Shadow	1987	16-1843
CB125S	76-85	16-5976	CBR600RA ABS	09-14	16-6061	CB900C Custom	80-82	16-5977
CB125TT	1990	16-5976	CBR600RR	03-14	16-6061	CB900F Super Sport	81-82	16-5977
CB185T	78-79	16-5976	CBR600SE	1998	16-6061	CB900F Super Sport	02-07	16-6061
CB200T	1976	16-5976	CBR600SJR	1996	16-6061	CBR900RR	93-99	16-6061
CM200T	80-82	16-5976	FSC600 Silverwing	02-10	16-6061	CBR929RE	2001	16-5977
CB250 Nighthawk	91-08	16-5976	VT600C Shadow (Front)	88-07	16-5977	CBR929RR	00-01	16-5977
CBR250R/RA	11-12	16-5992	VT600C Shadow (Rear)	88-07	16-6061	CBR954RR	02-03	16-5977
CM250C Custom	82-83	16-5976	CB650	79-82	16-6061	CB1000C Custom	1983	16-5977
CMX250C/C2/CD Rebel	85-12	16-5976	CB650C Custom	80-81	16-6061	CBR1000F Hurricane	87-96	16-5977
VTR250 Interceptor	88-90	16-6061	CB650SC Nighthawk	82-85	16-6061	CBR1000RR	08-12	16-5977
CB350G/K	70-73	16-5979	CX650C Custom	1983	16-5979	CBX-1000	79-82	16-6061
SL350/K1/K2 Moto Sport	70-72	16-5979	GL650/GL650I Silverwing	1983	16-5979	GL1000 Goldwing	75-79	16-5979
CB360G/K/T	74-76	16-5979	NT650 Hawk GT (Front Cylinder)	88-91	16-5977	VF1000F Interceptor	1984	16-6061
CJ360T	76-77	16-5979	NT650 Hawk GT (Rear Cylinder)	88-91	16-6061	VF1000R Interceptor	85-86	16-6061
CL360/K1	74-75	16-5979	CB700SC Nighthawk	84-86	16-5977	VTR1000F Super Hawk	98-05	16-1843
CB400F CB1	89-90	16-6061	NSA700A	2009	16-6061	CB1100F Super Sport	1983	16-5977
CB400A Automatic	1978	16-6061	NT700V/NT700VA	2010	16-6061	CBR1100XX Blackbird	97-05	16-5977
CB400T Hawk	78-81	16-6061	VF700C Magna	84-87	16-5976	GL1100 Goldwing	80-83	16-5979
CM400A Automatic	79-81	16-6061	VF700F Interceptor	84-85	16-5976	ST1100	91-03	16-6061
CM400C Custom	1981	16-6061	VF700S Sabre	84-85	16-5976	VF1100C V65 Magna	83-86	16-6061
CM400E	80-81	16-6061	VFR700F/F2 Interceptor	86-87	16-5976	VF1100S V65 Sabre	84-85	16-6061
CM400T	79-81	16-6061	VT700C Shadow	84-87	16-1843	VT1100C Shadow (All)	85-07	16-1843
CB450SC Nighthawk	82-86	16-6061	CB750A Automatic	76-78	16-5977	GL1200 Goldwing (All)	84-87	16-5979
CB450T Hawk	1982	16-6061	CB750C Custom	80-82	16-5977	VFR1200F/FD Interceptor	2010	16-5977
CM450A Automatic	82-83	16-6061	CB750F Super Sport	76-82	16-5977	ST1300 (All)	02-11	16-6061
CM450C Custom	1982	16-6061	CB750K0~K5	69-78	16-5977	GL1500 Goldwing (All)	88-00	16-5976
CM450E	82-83	16-6061	CB750K	79-82	16-5977	GL1500C Valkyrie (All)	97-03	16-5976
CMX450C Rebel	86-87	16-6061	CB750L LTD	1979	16-5977	GL1800 Goldwing	01-12	16-5976
CB500/K1/K2 (4-cylinder)	71-73	16-5976	CB750SC Nighthawk	82-83	16-5977	NRX1800 Valkyrie Rune	04-05	16-5976
CB500T	1976	16-1843	RVF750R/RC45	1994	16-5976			
CX500	78-82	16-5979	VF750CV45 Magna	82-88	16-5976			
FT500 Ascot	82-83	16-5977	VF750C Magna	94-03	16-6061			
GB500	89-90	16-5976	VF750CD Magna Deluxe	95-96	16-6061			
GL500 Silverwing/Interstate	81-82	16-5979	VF750C2 Magna Deluxe	97-00	16-6061			
VF500C Magna	84-85	16-5976	VF750F Interceptor	83-84	16-5976			
VF500F Interceptor	84-86	16-5976	VF750S V45 Sabre	82-83	16-5976			
VT500C Shadow	83-86	16-6061	VFR750F Interceptor	86-97	16-5976			
VT500FT Ascot	83-84	16-6061	VFR750R RC30	1990	16-5976			
CB550F Super Sport	75-77	16-5976	VT750C Shadow	1983	16-1843			
CB550K	74-78	16-5976	VT750C/D Shadow (All)	98-90	16-5977			
CB550 SC Nighthawk	1983	16-6061	PC800 Pacific Coast	89-10	16-1843			
CB599 Naked	1983	16-6061	VFR800FI Interceptor	98-01	16-5976			
CBR600F Hurricane	87-06	16-6061	VFR800/A	02-09	16-5976			

HONDA ATV APPLICATION	YEAR	EXH PIPE GSKT
ATC125M	86-87	16-5976
TRX125 Four Trax	87-88	16-5976
ATC185/ATC185S	80-83	16-5976
ATC200 E/ES/M/S/X	81-87	16-5976
TRX200 Four Trax	1984	16-5976
TRX200 Four Trax 200	90-91	16-5976

EQUIPMENT & TOOLS

HARD PARTS

CARB & FUEL

IGNITION/ELECTRICAL

CONTROL

SUSPENSION

ACCESSORIES

MARINE







YAMAHA® STREET APPLICATION	YEAR	EXH PIPE GSKT
XVS400C Drag Star	00-10	<b>16-6025</b>
SR500E/F/G/H	78-81	<b>16-6024</b>
XJ500YL/YY/ZS T-MAX	09-10	<b>16-0180</b>
XV500K Virago	1983	<b>16-6025</b>
XV500SGC	1995	<b>16-0180</b>
XV535 Virago (all)	87-00	<b>16-6025</b>
XJ550H/J/K Maxim	81-83	<b>16-0180</b>
XJ550RH/RJ/RK Seca	81-83	<b>16-0180</b>
XZ550RJ/RK Vision	82-83	<b>16-0180</b>
FJ600L/LC/N/NC	84-85	<b>16-0180</b>
FZ6 /R	04-10	<b>16-5533</b>
FZ600S/SC/T/TC/U/UC	86-88	<b>16-0180</b>
FZR600W/WC/AC	89-99	<b>16-5533</b>
SRX600S/SC	06-08	<b>16-5533</b>
XJ600S Seca II	92-98	<b>16-0180</b>
YX600S Radian	86-90	<b>16-0180</b>
YZF600R	95-07	<b>16-5533</b>
YZF-R6	99-05	<b>16-5533</b>
YZF-R6S	06-09	<b>16-5533</b>
XJ650G/H/J/K Maxim	80-83	<b>16-0180</b>
XJ650LH Midnight Maxim	1981	<b>16-0180</b>
XJ650LJ/LK Seca Turbo	82-83	<b>16-0180</b>
XJ650RJ Seca	1982	<b>16-0180</b>
XS1/XS1B/XS2-650	70-72	<b>16-6024</b>
XS650 Vertical Twin (all)	75-83	<b>16-6024</b>
XVS650 V-Star (all)	98-11	<b>16-0180</b>
FZ700T/TC	1987	<b>16-0180</b>
FZX700 Fazer	86-87	<b>16-0180</b>
XJ700N Maxim	85-86	<b>16-0180</b>
XJ700XN Maxim X	85-86	<b>16-0180</b>
XV700 Virago	84-87	<b>16-6062</b>
FZ750 (all)	85-88	<b>16-0180</b>
FZR750RT/RU	87-88	<b>16-0180</b>
TX750 /A	73-74	<b>16-6025</b>
XJ750J/K Maxim	82-83	<b>16-0180</b>
XJ750MK Midnight	1983	<b>16-0180</b>
XJ750RH/RJ/RK Seca	81-83	<b>16-0180</b>
XS750D	1977	<b>16-6025</b>
XS7502D/E/F	77-79	<b>16-6025</b>
XS750SE/SF Special	78-79	<b>16-6025</b>
XV750 Virago (all)	81-97	<b>16-6062</b>
XS850 (all)	80-81	<b>16-6025</b>
XJ900RK Seca	1983	<b>16-0180</b>
XV920J/K Virago	82-83	<b>16-6062</b>
XV920MK Midnight	1983	<b>16-6062</b>
XV920RH/RJ	81-82	<b>16-6062</b>
XVS950 V-Star (all)	09-11	<b>16-6062</b>
FZR1000	87-95	<b>16-5533</b>
GTS1000A	93-94	<b>16-6062</b>
XV1000 Virago	84-85	<b>16-5533</b>
YZF1000RJ/RJC	1997	<b>16-6025</b>
FJ1100L/LC/N/NC	84-85	<b>16-6025</b>
XJ1100J Maxim	1982	<b>16-6025</b>
XS1100 (all)	78-81	<b>16-6062</b>
XV1100 Virago	86-99	<b>16-6062</b>
XVS1100 V-Star	99-09	<b>16-6025</b>
FJ1200 /A	86-93	<b>16-6024</b>
VMX12 V-Max	85-07	<b>16-6024</b>
XVZ12T Venture	83-84	<b>16-6024</b>
XVZ12D Venture Royale	83-89	<b>16-6062</b>
XVS13CA Stryker	2011	<b>16-6062</b>
XVS13A/C V-Star	07-11	<b>16-6024</b>
XVZ13T Venture	87-88	<b>16-6024</b>
XVZ13D Venture Royale	86-93	<b>16-6024</b>
XVZ13 Royal Star (all)	96-11	<b>16-6062</b>
XV1600 Road Star (all)	99-03	<b>16-6062</b>
XV1700 Road Star	04-11	<b>16-6062</b>
XV1700 Road Star Warrior	02-09	<b>16-6062</b>
XV19C XV1900 Raider	08-11	<b>16-6062</b>

YAMAHA® STREET APPLICATION	YEAR	EXH PIPE GSKT
XV1900 Roadliner	06-10	<b>16-6062</b>
XV1900 Stratoliner	06-11	<b>16-6062</b>
YAMAHA® DUAL SPORT/OFFROAD APPLICATION	YEAR	EXH PIPE GSKT
TZ80	83-85	<b>16-0180</b>
DT125	74-75	<b>16-6025</b>
TT-R125	00-07	<b>16-0180</b>
XT125J/K/KC	82-83	<b>16-6025</b>
BW200 Big Wheel	85-88	<b>16-6025</b>
TW200T Trailway	87-11	<b>16-6025</b>
XT200 Dual Sport	82-83	<b>16-6025</b>
TT-225	86-87	<b>16-6025</b>
TT-R225	99-04	<b>16-6025</b>
XT-225 Serow	92-07	<b>16-6025</b>
TTR-230	05-11	<b>16-6025</b>
TT250G/H/J	80-81	<b>16-6025</b>
WR250F	02-11	<b>16-2480</b>
XT250 Dual Sport	80-83	<b>16-6025</b>
XT250L/LC Dual Sport	1984	<b>16-0180</b>
XT250 Dual Sport	08-11	<b>16-6024</b>
YZ250F Four-stroke	01-11	<b>16-2480</b>
BW350T/U BigWheel	87-88	<b>16-6024</b>
TT350S/T	86-87	<b>16-0180</b>
XT350 Dual Sport	85-00	<b>16-0180</b>
TT500C/D/E/F/G/H	76-81	<b>16-6024</b>
XT500C/D/E/F/G/H	76-81	<b>16-6024</b>
XT500J/K	82-83	<b>16-5533</b>
TT600	83-86	<b>16-5533</b>
TX650/A	73-74	<b>16-6024</b>
XT600 Dual Sport	84-95	<b>16-5553</b>
YAMAHA® ATV/UTV APPLICATION	YEAR	EXH PIPE GSKT
YFM200DX Moto-4	86-89	<b>16-6025</b>
YFM225S/T/U Moto-4	86-88	<b>16-6025</b>
YTM225S/T/U Tri-Moto	83-86	<b>16-6025</b>
YFU1TW/W	1989	<b>16-6025</b>
YFB250 Timberwolf (all)	92-00	<b>16-6025</b>
YFM25RX Raptor 250	08-11	<b>16-6024</b>
YFM250B Bruin	05-06	<b>16-6025</b>
YFM250B Big Bear	07-09	<b>16-6025</b>
YFM250X Bear Tracker	99-04	<b>16-6025</b>
YFM250W/A/B Moto-4	89-91	<b>16-6025</b>
YFM350ER Moto-4 (all)	87-95	<b>16-6024</b>
YFM350F Big Bear (all)	87-99	<b>16-6024</b>
YFM350 Grizzly	07-11	<b>16-6024</b>
YFM35F Grizzly 350 4WD	07-11	<b>16-6024</b>
YFM350 Bruin	04-06	<b>16-6024</b>
YFM350 Raptor	04-11	<b>16-6024</b>
YFM350FX Wolverine (all)	95-09	<b>16-6024</b>
YFM350 Warrior	87-04	<b>16-6024</b>
YFP350U Terra pro	06-10	<b>16-6024</b>
YFM400 Big Bear (all)	00-11	<b>16-6024</b>
YFM4F Grizzly 400	07-08	<b>16-6024</b>
YFM400F Kodiak	93-98	<b>16-6024</b>
YFM45F Grizzly 450	07-11	<b>16-6024</b>
YFM450F Kodiak	03-06	<b>16-6024</b>
YFM450FX Wolverine	06-10	<b>16-6024</b>
YXR450 Rhino (all)	06-09	<b>16-6024</b>
YFM5F Grizzly 550	10-11	<b>16-5533</b>
YFM600F Grizzly (all)	98-01	<b>16-5533</b>
YFM660 Grizzly (all)	02-08	<b>16-5533</b>
YFM660R Raptor	01-05	<b>16-5533</b>
YXR660 Rhino (all)	04-07	<b>16-5533</b>
YFM7GX 700 Grizzly (all)	07-11	<b>16-5533</b>
YFM70RX 700 Raptor (all)	07-11	<b>16-5533</b>
YXR70F Rhino (all)	08-11	<b>16-5533</b>

## HIGH PERFORMANCE MUFFLER PACKING

For any vehicle with a repackable muffler. Ideal for 4-stroke mufflers.

**16-2511** High performance muffler packing



16-2511



16-2511



## HONDA® TAPPET COVERS

Our **Made in Japan** covers fit many popular models and are used as Tappet Covers, Crankcase Plugs, Drive Shaft Filler Covers, Gearcase Filler Covers, and Clutch Inspection Port Covers.

**12-1552** Replaces 12361-300-000, Includes O-rings, # 91302-001-020 Sold pk/2,



HONDA® STREET APPLICATION	YEAR
C70 Passport	80-83
CB350F 4 cyl	73-74
CB/CL350 Twins	70-73
CB360 Twins	74-77
CB400F 4 cyl	75-77
CB500 Fours	71-73
CX500/C/TC/D/C	78-82
GL500 GL500I "Silver Wing"	71-73
VT500C "Shadow"	83-86
CB550F/K Fours	74-78
CX650T/C GL650I "Silver Wing"	1983
NSA700A DN-1	2009
NT700V/VA	10-11
VF700C "Magna"	84,87
VF700S "Sabre"	84-85
VT700C "Shadow"	84-87

HONDA® STREET APPLICATION	YEAR
CB750A/F/K (SOHC)	69-78
CB750C/F/K/L/SC (DOHC)	79-82
VF750C "Magna"	82-88
VF750S V45 "Sabre"	82-83
VT750C/CA "Shadow Aero"	83,04-09
VT750C2/C2F "Shadow Spirit"	07-09
VT750C2B "Shadow Phantom"	10-11
PC800 Pacific Coast	89-98
VT800C "Shadow"	1988
CB900C/F (DOHC)	80-82
CB1000C (DOHC)	1983
GL1000 "Goldwing", Ltd	76-79
CB1100F Super Sports	1983
CBR1100XX Blackbird	97-03
GL1100 Goldwing (all)	80-83
VT1100 Shadow (all)	83-07
GL1200 Goldwing (all)	84-87
VT1300 Fury, Interstate, Saber (all)	10-11
VTX1300C/R/S/T	03-09
ST1300 ST1300A/P/PA	03-11
GL1500 Goldwing (all)	88-00
GL1500 Valkyrie	97-03
GL1800/A Goldwing	01-12
NRX1800 DA/EB Valkyrie Rune	04-05

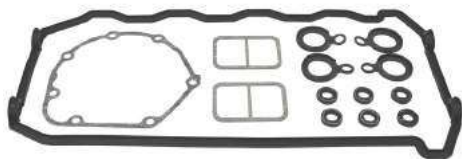
HONDA® DUAL SPORT/OFFROAD APPLICATION	YEAR
CRF50F	04-12
XR50R	00-03
Z50A	76-78
Z50R	79-99
ZB50	1988
CRF70F	04-12
CT70	76-94
XL70	1976
XR70R	97-03
CT110 Trail	80-86
XL175	76-78
CR250R	92-01

HONDA® SCOOTER APPLICATION	YEAR
CHF50 Metropolitan (Scooter)	02-09
NPS50 Ruckus (Scooter)	03-11
NHX110 Elite (Scooter)	2010
CH250 Elite (Scooter)	85-90
CN250 Helix (Scooter)	86-08
NSS250 A/AS/S Reflex (Scooter)	01-07
PS250 Big Ruckus	05-06

HONDA® ATV APPLICATION	YEAR
ATC70	78-85
TRX70 Fourtrax	86-87
TRX90 /EX/X	93-12
ATC125M	84-85
TRX125	85-86
ATC200ES	1984
TRX200	1984
ATC250ES "Big Red"	85-87
TRX250	85-01
TRX250EX/X "Sportrax"	01-11
TRX250TE/TM "Fourtrax Recon"	02-12
TRX300 TRX300FW "Fourtrax" 4x4	88-00
TRX350 "Fourtrax"	86-87
TRX350D	87-89
TRX350F/T "Fourtrax Rancher", 4wd	00-06
FL400R "Pilot"	89-90
TRX400FA/FGA "Fourtrax Rancher"	04-07
TRX400FW "Fourtrax Foreman"	95-03
TRX420FE/TE "Fourtrax Rancher ES"	07-12
TRX420TM "Fourtrax Rancher"	07-12
TRX420FM/FPM "Rancher"	07-12
TRX420FA/FPA/FPE "Rancher AT/ES"	09-12
TRX450ES/FE/FM/S "Foreman"	98-04
TRX500FM/FPM/FE/FPE "Foreman"	05-12
TRX500FA/FPA/FGA "Rubicon"	01-12
TRX500TM	05-06
TRX650FA/FGA "Fourtrax Rubicon"	03-05
TRX680FA/FGA "Fourtrax Rubicon"	06-12

## VALVE ADJUSTMENT SERVICE KITS

Kits contain all parts required for valve adjustment. **Made in Japan.**



SUZUKI®	YEAR
<b>16-5433</b> VAK-1 21 piece kit	89-93
GSX750FK/FL/FM/FN/FP Katana	
GSX750FR/FS/FT/FV Katana	94-97
GSX-R750J/K	88-89
GSX1100FJ~FP Katana	88-93
GSX1100GM/GN/GP Shaft	91-93
GSX-R1100G/H/J/K/L/M/N	86-92

## VALVE COVER BOLT SEALS

Sold pk/10. **Made in Japan.**



HONDA®	YEAR
<b>15-0131</b> 90541-195-670	XL/XR/CRF 80 & 100's
<b>15-0137</b> 90541-MB0-000	VF700C/F/S & GL1200/GL1500
<b>15-7587</b> 90541-371-000	CX500/CX650/GL1000/GL1100
<b>15-7586</b> 90541-422-000	CB650/CB750 (79-80)
<b>15-7581</b> 90541-425-000	CB900/CB1000
<b>15-0159</b> 90543-MV9-670	CBR600F2/F3/F4/CBR/VTR1000
KAWASAKI®	YEAR
<b>15-0138</b> 92055-1225	EN450/EN500/EX500
<b>15-0139</b> 92055-1352	ZX600/ZX750 Ninja ZX6 & ZX7 (all)
<b>15-0149</b> 92200-S015	KSF400/KLX400

SUZUKI®	YEAR
<b>15-0139</b> K9205-51352	RM-Z250K4/K5
<b>15-0149</b> 09161-11008	GSX,GSX-R,RF,SV,TL

YAMAHA®	YEAR
<b>15-0136</b> 4BR-1111G-00	FJR, TT-R, XVZ13, YP, YZ-F, YZF
4KG-1111G-00	
5EA-1111G-00	
<b>15-0141</b> 5VY-1111G-00	FZ, FJR, WR, XTZ, YZ
<b>15-0153</b> 2GH-1111G-00-00	YZF600R/YZF750R (inner)
<b>15-0154</b> 4G0-1111G-00-00	XJ550/XJ750 (all)(inner)
<b>15-0152</b> 4U8-1112G-00-00	XJ550H Maxim 81-83 (outer)
XJ550R Seca	81-83 (outer)
XJ650 Maxim	82-83 (outer)
XJ700N Maxim	85-86 (outer)
XJ750J/K Maxim	82-83 (outer)
XJ750R Seca	81-83 (outer)

EQUIPMENT & TOOLS

HARD PARTS

CARB & FUEL

IGNITION/ELECTRICAL

CONTROL

SUSPENSION

ACCESSORIES

MARINE

EQUIPMENT & TOOLS

HARD PARTS

CARB & FUEL

IGNITION/ELECTRICAL

CONTROL

SUSPENSION

ACCESSORIES

MARINE

**VALVE COVER BOLT SEALS cont.**



HONDA® STREET APPLICATION	YEAR	BOLT SEAL INNER	HONDA® STREET APPLICATION	YEAR	BOLT SEAL INNER
CB50R	2004	15-0159	VF750C V45 Magna	1988	15-0137
NHX110 Elite	2010	15-0159	VF750C Magna	94-03	15-0159
CM125	1990	15-7587	VF750C2 Deluxe	97-98	15-0159
SH150I	2010	15-0159	VF750F Interceptor	83-84	15-0137
CM185T Twinstar	78-79	15-7587	VF750S V45 Sabre	82-83	15-0137
CM200T Twinstar	80-82	15-7587	VFR750F	90-97	15-0159
CB250 Nighthawk	91-08	15-7587	VFR750R (RC30)	1990	15-0159
CBR250R/RA	11-13	15-0159	VT750 Shadow (all)	01-11	15-0137
CM250C Custom	82-83	15-7587	VFR800FI	98-09	15-0159
CMX250C Rebel	85-87	15-7587	CB900C Custom	80-82	15-7581
CMX250C/CD Rebel	00-12	15-7587	CB900F	02-07	15-0159
VTR250 Interceptor	88-90	15-7581	CB900F Super Sport	81-82	15-7581
CB400F CB1	89-90	15-0159	CBR900RR	93-99	15-0159
CMX450C Rebel 450	86-87	15-0159	CBR929RR	00-01	15-0159
CX500	78-82	15-7587	CBR959RR	02-03	15-0159
CX500TC Turbo	1982	15-7587	CB1000	94-95	15-0159
GL500 Silverwing	81-82	15-7587	CB1000C Custom	1983	15-7581
VF500C V30 Magna	84-85	15-7581	CBX	1979	15-7586
VF500F Interceptor	84-86	15-7581	GL1000 Goldwing	75-79	15-7587
VT500C Shadow	83-86	15-0137	CBR1000F Hurricane	87-96	15-0159
VF500FT Ascot	83-84	15-0137	CBR1000RR	04-12	15-0159
CB600F	04-06	15-0159	RVT1000R (RC51)	00-05	15-0159
CBR600F/F2/F3/F4	87-06	15-0159	VTR1000F Super Hawk	98-04	15-0159
CBR600RR	03-12	15-0159	VF1000F Interceptor	1984	15-0137
FSC600	02-10	15-0159	VF1000R	1985	15-0137
VT600C Shadow	88-07	15-0137	CB1100F Super Sport	1983	15-7581
CB650 eng.#210624	79-80	15-7586	CBR1100/A	2013	15-0159
CB650 eng.#210625	80-82	15-7581	CBR1100XX Blackbird	97-03	15-0159
CB650C eng.#210624	1980	15-7586	GL1100 Goldwing (all)	80-83	15-7587
CB650C eng.#210625	80-81	15-7581	ST1100A	91-02	15-0159
CB650SC Nighthawk	1982	15-7581	VF1100C V65 Magna	83-86	15-0137
CX650C Custom	1983	15-7587	VF1100S V65 Sabre	84-85	15-0137
CX650T Turbo	1983	15-7587	GL1200 Goldwing (all)	84-87	15-0137
GL650 Silver Wing	1983	15-7587	VFR1200F/FD	2010	15-0159
NT650 Hawk GT	88-91	15-0137	ST1300/A/P/PA	03-11	15-0159
NSA700A DN-01	2009	15-0137	GL1500 Goldwing	88-00	15-0137
NT700V/VA	10-11	15-0137	GL1500C Valkyrie	97-03	15-0137
VF700C Magna	84-87	15-0137	GL1800/A	01-10	15-0159
VF700F Interceptor	84-85	15-0137	NRX1800DA/DB/EA/EA	04-05	15-0159
VF700S Sabre	84-85	15-0137			
VFR700F Interceptor	1986	15-0159	<b>HONDA® ATV</b>	<b>YEAR</b>	<b>BOLT SEAL</b>
VFR700F2 Interceptor	86-87	15-0159	TRX450ER/R	04-09	15-0159
CB700SC	84-86	15-0159			
CB750 Nighthawk	91-03	15-0159	<b>HONDA® OFFROAD</b>	<b>YEAR</b>	<b>BOLT SEAL</b>
CB750C Custom	80-82	15-7581	XR75	77-78	15-7587
CB750F eng. 2104665	79-80	15-7586	CRF80F	04-13	15-0131
CB750F eng. 2104666	80-82	15-7581	XL80S	80-85	15-0131
CB750K eng. 2106514	79-80	15-7586	XR80/XR100	1979	15-7587
CB750F/K/L eng. 2106515	80-82	15-7581	XR80	80-84	15-0131
CB750SC Nighthawk	82-83	15-7581	XR80R	85-03	15-0131
CB750SC Nighthawk	82-83	15-7581	CRF100F	04-13	15-0131
RVF750R RC45	1994	15-0159	NSF100	2006	15-0131
VF750C V45 Magna	82-83	15-0137	XL100S	80-85	15-0131
			XR100	81-84	15-0131
			XR100R	85-03	15-0131

HONDA® OFFROAD	YEAR	BOLT SEAL
CRF150F	07-13	15-0159
CRF150R/RB	07-13	15-0159
CRF250R/X	04-12	15-0159
NX250	88-90	15-0159
CRF450R/X	02-12	15-0159
XL600V Transalp	89-90	15-0137

HONDA® WATERCRAFT	YEAR	BOLT SEAL
ARX1200 AquaTrax	02-07	15-0159
ARX1500 AquaTrax	08-09	15-0159

KAWASAKI® STREET	YEAR	BOLT SEAL
EL250B Eliminator	88-94	15-0138
EX250 Ninja 250R	86-07	15-0138
KL250 KLR	85-05	15-0138
EN450A LTD454	85-90	15-0138
EN500 Vulcan	90-09	15-0138
ER500A/C	99-02	15-0138
EX500A	87-93	15-0138
EX500DNinja	94-09	15-0138
KL600A1/B1/B2 KLR	84-86	15-0138
ZL600A Eliminator	85-86	15-0138
ZL600B Eliminator 600	96-97	15-0138
ZX600 Ninja 600R	85-97	15-0138
ZX600 Ninja ZX6	90-03	15-0139
ZX600 ZZR600	03-08	15-0139
ZX600 Ninja ZX-6R	95-08	15-0139
ZX600K Ninja ZX-6RR	03-06	15-0139
ZX636 Ninja ZX-6R	03-06	15-0139
ER650 ER-6n	06-08	15-0139
EX650 Ninja 650R	06-08	15-0139
KLE650 Versys	07-09	15-0139
VN700A1 Vulcan	1985	15-0138
VN750A Vulcan	86-06	15-0138
ZR750 Z750/S	05-08	15-0139
ZX750F Ninja 750R	87-90	15-0139
ZX750 Ninja ZX-7	89-95	15-0139
ZX750 Ninja ZX-7R	91-03	15-0139
ZX750 Ninja ZX-7RR	96-97	15-0139
VN800 Vulcan	95-06	15-0139
VN900 Vulcan	06-12	15-0139
ZL900A2 Eliminator	85-86	15-0138
ZX900A Ninja 900R	84-86	15-0138
ZX900 Ninja ZX-9R	94-03	15-0139
ZG1000A Concours	86-06	15-0138
ZR1000A1 Z1000	03-06	15-0139
ZX1000A Ninja 1000R	86-87	15-0138
ZX1000B Ninja ZX-10	88-90	15-0139
ZX1000 Ninja ZX-10R	04-10	15-0139
ZR1100 Zephyr	92-95	15-0139
ZR1100C ZRX1100	99-00	15-0139
ZX1100C Ninja ZX-11	90-01	15-0139
ZX1100 GPz	95-97	15-0139
ZG1200 Voyager XII	86-03	15-0138
ZR1200A ZRX1200	01-05	15-0139
ZX1200 Ninja ZX-12R	00-06	15-0139
ZX1200C ZZR1200	02-05	15-0139

KAWASAKI® ATV/UTV	YEAR	BOLT SEAL
KSF250A Mojave	89-04	15-0138
KFX400	03-06	15-0149
KSF450 KFX450R	08-11	15-0139
KAF450B1 Mule 1000		15-0138

KAWASAKI® DUAL SPORT/OFFROAD	YEAR	BOLT SEAL
KL250D KLR250	85-05	15-0138
KL250G Super Sherpa	00-03	15-0139
KLX250R	94-96	15-0139
KLX250S/SF	06-10	15-0139
KX250F Four-Stroke	04-12	15-0139
KLX300R	97-07	15-0139
KLX400 Dualsport	03-04	15-0149
KLX400B1 Offroad	03-04	15-0149
KLX450R	08-09	15-0139
KX450F Four-Stroke	06-12	15-0139
KL600A/B KLR600	84-86	15-0138
KLX650R	93-96	15-0139
KL650A KLR650	87-95	15-0138
KL650B Tengai	90-91	15-0138
KL650 KLR	96-07	15-0139
KLE650 Versys	07-10	15-0139
KLX650C Dualsport	93-96	15-0139

KAWASAKI® WATERCRAFT	YEAR	BOLT SEAL
JT1200 STX-12F	03-07	15-0139
JT1500 STX, Ultra	04-12	15-0139

SUZUKI® STREET	YEAR	BOLT SEAL
GSF400 Bandit	91-93	15-0149
GSF600S Bandit	96-03	15-0149
GSX-R600	92-05	15-0149
GSX600F Katana	88-06	15-0149
RF600R/RT	94-96	15-0149
DL650 V-Strom	04-06	15-0149
GSX750F Katana	89-06	15-0149
GSX-R750	86-05	15-0149
RF900RV	94-97	15-0149
GSX-R1000K	01-06	15-0149
DL1000 V-Strom	02-06	15-0149
SV1000/S	03-07	15-0149
TL1000R/S	97-03	15-0149
GSX1100F Katana	88-93	15-0149
GSX1100G Shaft	91-93	15-0149
GSX-R1100	86-98	15-0149
GS1150E	83-86	15-0149
GSF1200S Bandit	97-05	15-0149
GV1200GL Madura	85-86	15-0149
GSX1300R Hayabusa	99-07	15-0149
GV1400G Cavalcade	86-88	15-0149

SUZUKI® OFFROAD	YEAR	BOLT SEAL
RM-Z250K4/K5	04-05	15-0139
DR-Z400/E/S/SM	00-12	15-0149
RM-Z450/Z	05-07	15-0149

SUZUKI® ATV	YEAR	BOLT SEAL
LT-Z400/Z	03-07	15-0149
LT-R450/Z	06-09	15-0149
LT-A700X	05-07	15-0149

YAMAHA® STREET	YEAR	BOLT SEAL
CP250 Morphis	06-08	15-0136
SRX250T/TC	1987	15-0153
FZR400	88-90	15-0153
YP400 Majesty	05-13	15-0136
XJ550H/R Maxim/Seca	81-83	15-0154
XZ550R Vision	82-83	15-0154
FJ600	84-85	15-0154
FZ600	86-88	15-0154
FZR600	89-99	15-0153
FZ6-R	09-15	15-0141
FZ6S FZ-6	04-09	15-0136
XJ600S Seca	92-98	15-0136
YX600 Radian	86-89	15-0154
YZF600R	95-07	15-0153
YZFR-6	99-05	15-0136
YZFR-6S	06-09	15-0136

YAMAHA® STREET	YEAR	BOLT SEAL
YZFR-6	06-13	15-0141
XJ650J/K Maxim	82-83	15-0154
FZ-07	2015	15-0141
FZ700T/TC	1987	15-0153
FZX700 Fazer	86-87	15-0153
XJ700N~S/SC Maxim	85-86	15-0154
XJ700 Maxim	85-86	15-0153
FZ750N/S/SC/U/UC	85-88	15-0153
FZR750RT/RU	87-88	15-0153
XJ750J/K Maxim	82-83	15-0154
XJ750MK Midnight	1983	15-0154
XJ750RH/RJ/RK Seca	81-83	15-0154
YZF750	94-98	15-0153
YZFR-7	1999	15-0136
FZ-8	11-13	15-0141
TDM850	92-93	15-0153
FJ-09	2015	15-0141
FZ-09	14-15	15-0141

YAMAHA® STREET	YEAR	BOLT SEAL
FZR1000	87-95	15-0153
FZS1000 FZ-1	01-05	15-0136
FZS10 FZ-1	06-14	15-0141
GTS1000A	93-94	15-0153
YZF1000R	1997	15-0153
YZFR-1	98-04	15-0136
YZFR-1	05-15	15-0141
FJ1100	84-85	15-0153
FJ1200	86-93	15-0153
VMX12 V-Max	85-07	15-0153
XTZ12 Super Tenere	11-13	15-0141
FJR1300	03-05	15-0136
FJR1300	06-15	15-0141
XVZ12/13 Venture	83-93	15-0153
XVZ1300 Royal Stars	96-01	15-0136
XVZ13T Royal Star Ventures	99-11	15-0136
VMX-17 V-Max	09-14	15-0141

YAMAHA® DUAL SPORT/OFFROAD	YEAR	BOLT SEAL
WR250F	01-11	15-0141
WR250R/X	08-15	15-0141
XT250L/LC	1984	15-0154
TTR250/TT-R250	00-06	15-0153
YZ250F	2001	15-0136
YZ250F	02-11	15-0141
TT350S/T	86-87	15-0154
XT350 Dualsport	85-90	15-0154
XT350 Dualsport	91-00	15-0153
YZ426F	00-01	15-0136
WR400F	99-00	15-0136
YZ400F	98-99	15-0136
WR426F	01-02	15-0136
YZ426F	00-02	15-0136
WR450F	03-11	15-0141
YZ450F	03-11	15-0141

YAMAHA® ATV	YEAR	BOLT SEAL
YFZ450	04-14	15-0141

**OUTER COVER BOLT SEALS FOR VT750 SHADOWS**

15-0134	90543-MBA-000
VT750C Shadow	98-13
VT750CD/CD2 Shadow	98-01
VT750DC Shadow	01-07
VT750CDA/CDB Shadow	02-03
VT750CDC/CDD Shadow	02-03
VT750CA Shadow	04-09
VT750C2 Shadow	07-13
VT750RS Shadow	10-13

## VALVE COVER O-RING SEALS (SPARK PLUG HOLE)



15-0147

KAWASAKI®	YEAR	BOLT SEAL
15-0147	11009-1377	Pack of 10
ZL900A1/A2 Eliminator	85-86	
QTY. 4 REQUIRED		
ZX900A1/A2/A3 Ninja	84-86	
QTY. 4 REQUIRED		
ZG1000 Concours	86-06	
QTY. 4 REQUIRED		
ZL1000A1 Eliminator	1987	
QTY. 4 REQUIRED		
ZX1000A1/A2 Ninja	86-87	
QTY. 4 REQUIRED		

## HEAD GASKETS FOR KAWASAKI KZ1000

Designed to meet or exceed OEM specifications. Sold pk/2. **Made in Japan.**  
**NOTE: PK/2 GASKETS WILL DO ONE CYLINDER HEAD**



16-2298

KAWASAKI®	YEAR	BOLT SEAL
16-2296	11004-1258, 11004-076	
KZ1000A1/A2	77-78	
KZ1000A3/A3A/A4 MK II	79-80	
KZ1000B1/B2/B3/B4 LTD	77-80	
KZ1000C1~C4 Police	78-81	
KZ1000D1 Z1	1978	
KZ1000D3 Z1R	1980	
KZ1000E1/E2 Shaft ST	79-80	
KZ1000G1 Classic LTD	1980	

KAWASAKI®	YEAR	BOLT SEAL
16-2298	11004-1222	
KZ1000J1/J2/J3	81-83	
KZ1000K1/K2 LTD	81-82	
KZ1000M1/M2 CSR	81-82	
KZ1000P1~P13 Police	82-05	
KZ1000R1/R2 Replica	82-83	

### CAM END RUBBER PLUGS

Made in Japan. Sold pk/4 and pk/10 as indicated.

KAWASAKI®		
15-0906	92066-1111-(pk/10)	KZ550/KZ650/KZ750 4 cylinder
15-7588	92066-017-(pk/4)	Z1/KZ900/KZ1000 73-80
15-0121	92066-1552-(pk/4)	KZ1000/1100 late model
	92066-1106	
	92066-1072	

SUZUKI®		
15-0907	09241-23002-(pk/10)	GS550/650/750/850/1000/1100

YAMAHA®		
15-0908	1J7-11138-00-00-(pk/10)	XJ650/XJ750/XS750/XS850/XS1100



15-7588



15-0908



15-0116



15-0121



15-0906



15-0907

KAWASAKI® APPLICATION	YEAR	CAM END PLUG
KZ550A1/A2/A3/A4	80-83	15-0906
KZ550C1~C4 LTD	80-83	15-0906
KZ550D1 GPz	1981	15-0906
KZ550F1 Spectre	1983	15-0906
KZ550F2/M1 LTD Shaft	83-84	15-0906
KZ550H1/H2 GPz	82-83	15-0906
KZ550M1 LTD	1983	15-0906
ZX550A1/A2 GPz	84-85	15-0906
KZ650B1/B2/B3	77-79	15-0906
KZ650C1/C2/C3 Custom	77-79	15-0906
KZ650D1/D2 SR	78-79	15-0906
KZ650E1/F1	1980	15-0906
KZ650H1/H2/H3 CSR	81-83	15-0906
KZ700A1	1984	15-0906
ZN700A1/A2 LTD	84-85	15-0906
KZ750E1/E2/E3	80-82	15-0906
KZ750F1 LTD Shaft	1983	15-0906
KZ750H1/H2/H3/H4 LTD	80-83	15-0906
KZ750L3	1983	15-0906
KZ750N1/N2 Spectre	82-83	15-0906
KZ750R1 GPz	1982	15-0906
ZR750C Zephyr	91-93	15-0906
ZX750A1~A3 GPz	83-85	15-0906
ZX750E1/E2 GPz Turbo	84-85	15-0906
Z1/A/B-900	73-75	15-7588
KZ900A4/A5	76-77	15-7588
KZ900B1 LTD	1976	15-7588
KZ1000A1~A4 MKII	77-80	15-7588
KZ1000B1~B4 LTD	77-80	15-7588
KZ1000C1~C4 Police	78-81	15-7588
KZ1000D1 Z1R	1978	15-7588
KZ1000D3 Z1R	1980	15-7588
KZ1000E1/E2 Shaft ST	79-80	15-7588
KZ1000G1 LTD Classic	1980	15-7588
KZ1000J1/J2	81-82	15-0121
KZ1000K1/K2 LTD	81-82	15-0121
KZ1000M1/M2 CSR	81-82	15-0121
KZ1000P1~P24 Police	82-05	15-0121
KZ1100A1/A2/A3 Shaft	81-83	15-0121
KZ1100B1 GPz	1981	15-0121
KZ1100D1/D2 Spectre	82-83	15-0121
KZ1100L1 LTD Shaft	1983	15-0121
ZN1100B1/B2 LTD	84-85	15-0121

SUZUKI® STREET APPLICATION	YEAR	CAM END PLUG
GS250T	80-81	15-0907
GS300L	82-85	15-0907
GS400X	1977	15-0907
GS425E/L	1979	15-0907
GS450	80-88	15-0907
GS550E/L/M/T	77-82	15-0907
GS650	81-83	15-0907
XN85D	1983	15-0907
GS750B/C/N	77-79	15-0907
GS750EC/EN	77-79	15-0907
GS750E	80-82	15-0907
GS750LN/LT/LX	79-81	15-0907
GS750TZ/TD	82-83	15-0907
GS750SD Katana	1983	15-0907
GS850GN~GLD	79-83	15-0907
GS1000C	78-79	15-0907
GS1000E	78-80	15-0907
GS1000LN/SN	1979	15-0907
GS1000G/GL	81-82	15-0907
GS1000SZ	79-82	15-0907
GS1100ET/EX	80-81	15-0907
GS1100ES	82-83	15-0907
GS1100G/GL	82-83	15-0907
GS1100LT	1980	15-0907
GS1100SD Katana	1983	15-0907

YAMAHA® APPLICATION	YEAR	CAM END PLUG
XS400J/K Maxim	82-83	15-0908
XS400R Seca	82-83	15-0908
XS2-D	1977	15-0908
XJ650 Maxim	80-81	15-0908
XJ650L Seca Turbo	82-83	15-0908
XJ650RJ Seca	1982	15-0908
XS750D/E/F	77-79	15-0908
XS750SE/SF Special	78-79	15-0908
XS850G/H/L/S	80-81	15-0908
XJ1100J Maxim	1982	15-0908
XS1100E	78-81	15-0908
XS1100L	80-81	15-0908
XS1100S	79-81	15-0908

### CYLINDER HEAD COVER

#### BOLT WASHERS

Sold pk/10. Made in Japan.



15-0149

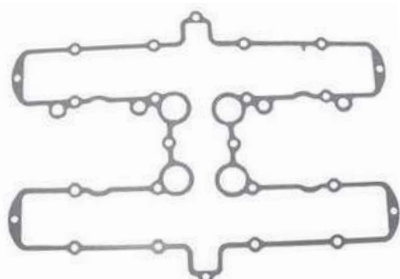
KAWASAKI® ATV/DUAL SPORT/OFFROAD		
APPLICATION	YEAR	QTY RQD.
15-0149	92200-S015	
KLX400 Dual Sport	03-04	2
KLX400B1 Offroad	03-04	2
KSF400A KFX400	03-06	2

SUZUKI® STREET		
APPLICATION	YEAR	QTY RQD.
15-0149	09161-11008	
AN400/S Burgman	04-06	
GSF400M/N/P	91-93	6
GSF600S Bandit	96-03	8
GSX600F Katana	88-05	8
GSX-R600	92-93	8
GSX-R600	97-04	6
RF600RR	94-96	8
SV650	99-07	2
GS700EF/ESF	1984	8
GV700G Madura	1985	12
GS750ED/ESD	1983	8
GSX750F Katana	89-97	8
GSX-R750RG	1986	8
GSX-R750G/H/J/K	86-89	8
GSX-R750L/M/N	90-92	6
GSX-R750W	93-03	6
RF900RR	94-97	8
RF900RZS	1995	8
DL1000 V-Strom	02-06	4
GSX-R1000	01-06	6
TL1000R	98-05	8
TL1000S	98-01	8
GSX1100F Katana	88-93	8
GSX1100G Shaft	91-93	8
GSX-R1100	86-88	8
GSX-R1100	89-92	8
GSX-R1100W	93-98	8
GS1150E	83-86	8
GSF1200S Bandit	97-04	8
GV1200GL Madura	85-86	12
GSX1300R Hayabusa	99-07	6
GV1400G Cavalcade	86-88	12
(all)		

SUZUKI® ATV/DUAL SPORT/OFFROAD		
APPLICATION	YEAR	QTY RQD.
15-0149	09161-11008	
DR-Z400/S/E/SM	00-07	2
LT-Z400	03-08	2
Quadsport		
RM-Z450Z	05-08	2
LT-Z450	06-07	2
Quadsport		
LT-Z700X	05-07	2

**VALVE COVER GASKETS**

Valve Cover Gaskets sold pk/2.



HONDA® STREET	
P/N	OEM REFERENCE
16-3749	12328-MG9-000
16-7580	12391-425-010
16-5801	12391-371-306

KAWASAKI® STREET	
P/N	OEM REFERENCE
16-5987	11009-1365
16-3751	11009-1378
16-3750	11009-1497
16-5790	11060-1537
16-5806	11060-1581
16-5807	11060-1605
16-5797	11060-1691

SUZUKI® STREET	
P/N	OEM REFERENCE
16-5782	11173-45004-H17
16-5783	11173-49004-H17
16-1878	11173-49022
16-6257	11173-49207-H17
16-1879	11173-49224-H17

YAMAHA® STREET	
P/N	OEM REFERENCE
16-6366	3KM-11193-00-00
16-5542	5WM-11193-00-00

HONDA® STREET		
APPLICATION	YEAR	VALVE CVR GSKT.
CB750C/F/K/SC (D.O.H.C.)	79-83	16-7580
CB900C Custom	80-82	16-7580
CB900F Super Sport	81-82	16-7580
CB1000C Custom	1983	16-7580
GL1000 Goldwing	75-79	16-5801
GL1000L Goldwing LTD	1976	16-5801
CB1100F Super Sport	1983	16-7580
GL1100 Goldwing	80-83	16-5801
GL1100A Aspencade	82-83	16-5801
GL1100I Interstate	80-83	16-5801
GL1200 Goldwing (all)	84-87	16-3749

KAWASAKI® STREET		
APPLICATION	YEAR	VALVE CVR GASKET
ZL600A Eliminator	85-86	16-3750
ZL600B Eliminator 600	96-97	16-3750
ZX600A/C Ninja 600R	85-97	16-3750
KZ650B3	1979	16-5790
KZ650C3 Custom	1979	16-5790
KZ650D2 SR	1979	16-5790
KZ650E1/F1	1980	16-5790
KZ650H1/H2 CSR	81-82	16-5790
KZ750E1/E2/E3	80-82	16-5790

KAWASAKI® STREET		
APPLICATION	YEAR	VALVE CVR GASKET
KZ750H1/H2/H3 LTD	80-82	16-5790
Z1/A/B-900	73-75	16-5807
KZ900A4/A5	76-77	16-5807
KZ900B1 LTD	1976	16-5807
ZL900 Eliminator	85-86	16-3751
ZX900A Ninja 900R	84-86	16-3751
KZ1000A1/A2	77-78	16-5807
KZ1000A3/A4 MKII	79-80	16-5806
KZ1000B1/B2 LTD	77-78	16-5807
KZ1000B3/B4 LTD	79-80	16-5806
KZ1000C1 Police	1978	16-5807
KZ1000C2~C4 Police	79-81	16-5806
KZ1000D1 Z1R	1978	16-5807
KZ1000D3 Z1R	1980	16-5806
KZ1000E1/E2 Shaft ST	79-80	16-5806
KZ1000G1 LTD Classic	1980	16-5806
KZ1000J1/J2/J3	81-83	16-5797
KZ1000K1/K2 LTD	81-82	16-5797
KZ1000M1/M2 CSR	81-82	16-5797
KZ1000P1~P21 Police	82-02	16-5797
KZ1000R1/R2 Replica	82-83	16-5797
ZG1000A Concours	86-06	16-3751
ZL1000A1 Eliminator	1987	16-3751
ZX1000A Ninja 1000R	86-87	16-3751
KZ1100A1/A2/A3 Shaft	81-83	16-5797
KZ1100B1/B2 GPz	81-82	16-5797
KZ1100D1/D2 Spectre	82-83	16-5797
KZ1100L1 LTD Shaft	1983	16-5797
ZN1100B1/B2 LTD	84-85	16-5797
ZX1100A1/A2 GPz	83-84	16-5797

KAWASAKI® DUAL SPORT/ATV		
APPLICATION	YEAR	VALVE CVR GASKET
KL600A/B KLR600	84-86	16-5987
KL650A KLR650	87-07	16-5987
KL650B2/B3 Tengai	90-91	16-5987
KL650E KLR650	08-12	16-5987

SUZUKI® STREET		
APPLICATION	YEAR	VALVE CVR GASKET
GS750B/C/N/EC/EN	77-79	16-5782
GS750ET/EX	80-81	16-6257
GS750EZ	1982	16-1879
GS750LN	1979	16-5782
GS750LT/LX	80-81	16-6257
GS750TZ/TD	82-83	16-1879
GS750SD Katana	1983	16-1879
GS850GN~GLX	79-81	16-5782
GS1000C/EC/N	78-79	16-5783
GS1000EN/ET/ST	79-80	16-5783
GS1000SZ	1982	16-1879
GS1000LN/SN	1979	16-5783
GS1000GT~GLX	80-81	16-5783
GS1100ET/EX	80-81	16-6257
GS1100EZ/ED/ESD	82-83	16-1879
GS1100GZ~GLD	82-83	16-1878
GS1100GKZ~GKE	82-84	16-1878
GS1100LT	1980	16-6257
GS1100SD Katana	1983	16-1879

YAMAHA® STREET		
APPLICATION	YEAR	VALVE CVR GASKET
XJ550H/J/K Maxim	81-83	16-6366
XJ550RH/RJ/RK Seca	81-83	16-6366
FJ600L/LC/N/NC	84-85	16-6366
FZ600	86-88	16-6366
YX600SC~AC Radian	86-90	16-6366
FJ1100L/LC/N/NC	84-85	16-5542
FJ1200	86-93	16-5542

**11 PIECE GASKET HOLE PUNCH SET**

35-1808 Gasket Hole Punch Set



35-1808

**THREE BOND TB 1184 LIQUID GASKET**

Semi-drying visco elastic sealer. Perfect product for sealing joint surfaces with large clearances. Special synthetic rubber provides excellent cushion to absorb vibrations and impacts without failure, especially where coolants are involved. Prevents leakage of water, oil, gasoline, and chemicals. Sold each.

**NOTE: REPLACES TB1104&TB1194**



35-3388 3.5 oz. tube



EQUIPMENT & TOOLS

HARD PARTS

CARB & FUEL

IGNITION/ELECTRICAL

CONTROL

SUSPENSION

ACCESSORIES

MARINE



## K&L VALVE SHIM KITS

K&L has Valve shims for all major brands in kits and single size refills. Our shims "average" 47.0 compared to the 46.0 maximum on the Apparent Rockwell Hardness "C" scale

### 7.5MM SHIM KITS

All Kits Include five of each size in a storage box

- 13-7013** 7.5MM Shim Starter Kit, 1.80 ~ 2.25
- 13-7014** 7.5MM Shim Starter Kit, 2.60 ~ 3.05
- 13-7015** 7.5MM Shim Starter Kit, 1.40 ~ 1.85
- 13-7016** 7.5MM Shim Starter Kit, 1.50 ~ 1.95



### 9.5MM SHIM KITS

All Kits Include five of each size in a storage box

- 13-7017** 9.5MM Shim Starter Kit, 2.30 ~ 2.75
- 13-7018** 9.5MM Shim Starter Kit, 2.60 ~ 3.05
- 13-6837** 9.5MM Shim Starter Kit, 1.35 ~ 1.80
- 13-6836** 9.5MM Shim Starter Kit, 1.85 ~ 2.30



HONDA®		HONDA®	
NX250	88-90	VFR800FI	98-09
CRF250R	05-06	CBR900RR	93-99
NPS50	03-09	CBR929RR	00-01
CRF150	07-09	CBR959RR	02-03
CB400F CB1	89-90	CBR1100XX Blackbird	97-03
FSC600/A/D	02-10	ST1100/A	91-02
CBR600F2~F4 Hurricane	91-10	VFR1200F	2010
RVF750R RC45	1994	ARX1200 AquaTrax	02-07
VF750C/CD/C2 Magna	94-00	ST1300	03-11
VFR750F	90-97	GL1800 Goldwing	01-10
VFR750R RC30	1990	NRX1800 Valkyrie Rune	04-05

HONDA®	
CRF450R	02-10
RVT1000 RC51	00-06
VTR1000F Superhawk	98-05

HONDA®	
TRX450R/ER Quad	04-09
CRF450X	05-09

KAWASAKI®		KAWASAKI®	
KL250G Sherpa	00-04	KLE650 Versys	07-12
KLX250D2/D3/D4	94-96	EJ650 W650	00-02
KLX250S	06-12	ZX750 Ninja ZX-7	91-03
KLX300A2~A10	97-07	ZX7-R	
ZX600 Ninja ZX-6 ZZR	90-08	ZR750 Z750/S	05-10
ZX636 Ninja ZX-6R	03-06	ZX900Ninja ZX-9R	94-03
ER650J EN-6R	06-11	ZX1000 Ninja 1000	11-12
EX650 Ninja 650R	06-12	ZR1000 Z1000	03-12

KAWASAKI®	
KLX400R/SR	03-04
KSF400A	03-06
KLX450A	08-12
KSF450AKFX450	08-12
KX450D/E/F	06-12
ZX750H Ninja ZX-7	89-90
VN800A/B/C Vulcan	95-06
VN900 Vulcan	06-12
ZX1000B Ninja ZX-10	88-90

KAWASAKI®	
ZR1100C ZRX	99-00
ZX1100C/D Ninja ZX-11	90-01
ZX1100E/F GPz	95-97
JT1200A/B STX-12F	03-07
ZR-1200A ZRX1200R	01-05
ZX1200 Ninja ZX-12R	00-06
ZZR	
ZX1400 Ninja ZX-14R	06-11
JT1500 STX-15F/Ultra	04-12

SUZUKI®		SUZUKI®	
DR-Z250	01-07	GSX650F	08-09
RM-Z250	07-11	SV650A/S/SA	99-08
AN400 Burgman	07-11	GSX-R750	93-11
GSX-R600WN/WP	92-93	RF900RR	94-97
GSX-R600	97-11	GSX-R1000	01-11
RF600RR	94-96	GSX-R1100WP~WW	93-98
AN650 Burgman	03-11	GSF1250S/SA Bandit	07-09
DL650 V-Strom	04-11	GSX1250FAL1 Katana	2011

SUZUKI®	
DR-Z400SY Dual Sport	00-09
LT-Z400/Z QuadSport	03-11
RM-Z450/Z RMX450	05-11
RMX450	2010
LT-R450/Z QuadRacer	06-09
GSX600F Katana	88-97
LT-A700X KingQuad	08-09
GSX-R750	91-92
LT-A750X KingQuad	08-11

SUZUKI®	
DL1000 V-Strom	02-09
SV1000/S	03-07
TL1000R/S	97-03
GSX-R1100M/N	91-92
GSX1300B B-King	08-09
GSX1300R Hayabusa	99-11
VLR1800 VZR Boulevard	06-11
VZR1800 Hayabusa	08-11

YAMAHA®		YAMAHA®	
PZ50 Phazer/Venture Lite	07-11	FZS1000 FZ1	01-10
YZ/WR250F Offroad	01-11	FZR1000	89-95
FZR400	88-90	FZ1	04-05
FZR600	89-99	GTS1000	92-93
XP500	09-10	RX10 RXW10	03-11
YFZ50RK	1998	Snowmobile	
YZF600R YZF-R6/S	95-10	SRT1000	03-06
FZ600S FZ6	04-10	YZF1000R YZF-R1	97-06
YZF750R	94-98	FX1000 Series	02-11
RS90G/LVector/Venture	09-11	Watercraft	
FZ1000	90-03	VX1100 SX230Watercraft	05-11

YAMAHA®	
CP250 Morphous	06-08
TT250RL/RLC Offroad	1999
TT-R250	99-06
WR400FK~FM Offroad	98-00
YP400 Majesty	05-10
YZ400FK/FL Offroad	98-99
YZ426FM~FP Offroad	00-02
WR426FN/FP	01-02
WR450F	03-09
YFZ450	04-09
YFZ450R	09-11
YFZ450X	08-11
YZ450F	03-11

YAMAHA®	
TDM850	92-93
RS90 Nitro/Rage	05-07
RS90 Vector	05-09
RS90 RST90 Venture	05-11
VK10 Viking	06-11
YZFR1 R-1	07-11
FJR1300R	03-10
VMX17 V-Max	09-10
FX1800	08-11
FY1800	09-11
GX1800	09-11
SXT1800	10-11

### 7.5 MM REPLACEMENT SHIMS

Sold pk/5

<b>13-6725</b> 1.30	<b>13-6736</b> 1.85	<b>13-6747</b> 2.40	<b>13-6758</b> 2.95
<b>13-6726</b> 1.35	<b>13-6737</b> 1.90	<b>13-6748</b> 2.45	<b>13-6759</b> 3.00
<b>13-6727</b> 1.40	<b>13-6738</b> 1.95	<b>13-6749</b> 2.50	<b>13-6760</b> 3.05
<b>13-6728</b> 1.45	<b>13-6739</b> 2.00	<b>13-6750</b> 2.55	<b>13-6761</b> 3.10
<b>13-6729</b> 1.50	<b>13-6740</b> 2.05	<b>13-6751</b> 2.60	<b>13-6762</b> 3.15
<b>13-6730</b> 1.55	<b>13-6741</b> 2.10	<b>13-6752</b> 2.65	<b>13-6763</b> 3.20
<b>13-6731</b> 1.60	<b>13-6742</b> 2.15	<b>13-6753</b> 2.70	<b>13-6764</b> 3.25
<b>13-6732</b> 1.65	<b>13-6743</b> 2.20	<b>13-6754</b> 2.75	<b>13-6765</b> 3.30
<b>13-6733</b> 1.70	<b>13-6744</b> 2.25	<b>13-6755</b> 2.80	<b>13-6766</b> 3.35
<b>13-6734</b> 1.75	<b>13-6745</b> 2.30	<b>13-6756</b> 2.85	<b>13-6767</b> 3.40
<b>13-6735</b> 1.80	<b>13-6746</b> 2.35	<b>13-6757</b> 2.90	

### 9.5MM REPLACEMENT SHIMS

Sold pk/5.

<b>13-6797</b> 1.35	<b>13-6819</b> 1.90	<b>13-6779</b> 2.45	<b>13-6790</b> 3.00
<b>13-6798</b> 1.40	<b>13-6823</b> 1.95	<b>13-6780</b> 2.50	<b>13-6791</b> 3.05
<b>13-6799</b> 1.45	<b>13-6826</b> 2.00	<b>13-6781</b> 2.55	<b>13-6792</b> 3.10
<b>13-6800</b> 1.50	<b>13-6827</b> 2.05	<b>13-6782</b> 2.60	<b>13-6793</b> 3.15
<b>13-6803</b> 1.55	<b>13-6828</b> 2.10	<b>13-6783</b> 2.65	<b>13-6794</b> 3.20
<b>13-6804</b> 1.60	<b>13-6830</b> 2.15	<b>13-6784</b> 2.70	<b>13-6795</b> 3.25
<b>13-6814</b> 1.65	<b>13-6774</b> 2.20	<b>13-6785</b> 2.75	<b>13-6796</b> 3.30
<b>13-6815</b> 1.70	<b>13-6775</b> 2.25	<b>13-6786</b> 2.80	
<b>13-6816</b> 1.75	<b>13-6776</b> 2.30	<b>13-6787</b> 2.85	
<b>13-6817</b> 1.80	<b>13-6777</b> 2.35	<b>13-6788</b> 2.90	
<b>13-6818</b> 1.85	<b>13-6778</b> 2.40	<b>13-6789</b> 2.95	

EQUIPMENT & TOOLS

HARD PARTS

CARB & FUEL

IGNITION/ELECTRICAL

CONTROL

SUSPENSION

ACCESSORIES

MARINE



EQUIPMENT & TOOLS

HARD PARTS

CARB & FUEL

IGNITION/ELECTRICAL

CONTROL

SUSPENSION

ACCESSORIES

MARINE

## K&L VALVE SHIMS

K&L shims exceed the maximum of the Apparent Rockwell Hardness "C" scale. Our shims "average" 47.0 compared to the 46.0 maximum. Available in shop kits and individual sizes. K&L Shims are sold in convenient starter kits, with refills available for all individual sizes. (Sold in pk/5)

### KAWASAKI 13MM DIAMETER

**13-7006** Kawasaki 13mm Shim Starter Set (20 Shims)  
Includes two each of the following sizes and a shim box  
2.30, 2.40, 2.50, 2.55, 2.60, 2.70, 2.80, 2.90, 3.00, 3.10

KAWASAKI® (Shim under bucket models)		13MM REPLACEMENT SHIMS Sold pk/5.			
KZ550 (all)	81-84	<b>13-7680</b>	2.05	<b>13-7691</b>	2.60
ZX550 GPz	84-86	<b>13-7681</b>	2.10	<b>13-7692</b>	2.65
ZR550 Zephyr	90-93	<b>13-7682</b>	2.15	<b>13-7693</b>	2.70
KZ650	77-83	<b>13-7683</b>	2.20	<b>13-7694</b>	2.75
KZ700	1984	<b>13-7684</b>	2.25	<b>13-7695</b>	2.80
ZN700A LTD Shaft	84-85	<b>13-7685</b>	2.30	<b>13-7696</b>	2.85
KZ750 (all)	80-83	<b>13-7686</b>	2.35	<b>13-7697</b>	2.90
ZR750 ZR7 Zephyr	91-05	<b>13-7687</b>	2.40	<b>13-7699</b>	3.00
ZX750 GPz	83-85	<b>13-7688</b>	2.45	<b>13-7701</b>	3.10
ZR1100 Zephyr	92-95	<b>13-7689</b>	2.50		
ZX1100 GPz	83-85	<b>13-7690</b>	2.55		

### HONDA / YAMAHA / TRIUMPH 25MM DIAMETER


**13-7005** Honda/Yamaha/Triumph 25mm Shim Starter Kit (20 Shims)  
Includes two each of the following sizes and a shim box  
2.30, 2.40, 2.50, 2.55, 2.60, 2.70, 2.80, 2.90, 3.00, 3.10

HONDA®		25MM REPLACEMENT SHIMS Sold pk/5.			
CB750C/F/K/SC	79-83	<b>13-7524</b>	2.30	<b>13-7626</b>	2.80
CB900C/F	80-82	<b>13-7525</b>	2.35	<b>13-7627</b>	2.85
CB1000C/1100F	1983	<b>13-7526</b>	2.40	<b>13-7628</b>	2.90
CBX1047cc	79-82	<b>13-7527</b>	2.45	<b>13-7629</b>	2.95
<b>YAMAHA®</b>		<b>13-7528</b>	2.50	<b>13-7630</b>	3.00
SRX250T/TC	1987	<b>13-7529</b>	2.55	<b>13-7631</b>	3.05
XT250L/LC Dual	1984	<b>13-7622</b>	2.60	<b>13-7632</b>	3.10
TT350/XT350	86-00	<b>13-7623</b>	2.65		
XJ600 Seca II	92-98	<b>13-7624</b>	2.70		
XVZ12/ Venture	83-93	<b>13-7625</b>	2.75		
VMX12 V-Max	85-02				
FJ1100/FJ1200	84-93				
XVZ13Venture Royale	83-93				
XVZ1300 Royal Star	96-02				
<b>TRIUMPH®</b>					
Watercooled three & four cylinder models					

## VALVE LAPPING TOOL

The ultimate vacuum stick for perfect surfaces on valves and valve seats. Interchangeable cups make unit suitable for use with virtually any size valve. Set includes vacuum stick, 3/4" and 1/4" rubber cups.


**35-8998** Valve Lapping Tool



## VALVE LAPPING TOOL SET

Features beaded wooden dowel for non-slip use and oil resistant rubber vacuum cups.

**35-5920** Valve Lapping Tool Set



29.5 MM 29 MM 25 MM 13 MM

### BMW / KAWASAKI / YAMAHA 29MM DIAMETER

**13-7007** BMW/Kawasaki/Yamaha 29mm Shim Starter Kit (20 Shims)  
Includes two each of the following sizes and a shim box  
2.30, 2.40, 2.50, 2.55, 2.60, 2.70, 2.80, 2.90, 3.00, 3.10

KAWASAKI®		29MM REPLACEMENT SHIMS Sold pk/5.			
KL600A/B	84-86	<b>13-7658</b>	2.00		
KL650 KLR650	87-12	<b>13-7659</b>	2.05		
KLX650 KLX650R	93-96	<b>13-7660</b>	2.10		
Z1/KZ900	73-76	<b>13-7661</b>	2.15		
KZ1000J/K/M/R	77-83	<b>13-7662</b>	2.20		
KZ1000P Police	87-05	<b>13-7663</b>	2.25		
KZ1100/ZN1100	77-85	<b>13-7664</b>	2.30		
KZ1300	79-82	<b>13-7665</b>	2.35		
ZN1300 Voyager	83-88	<b>13-7666</b>	2.40		
<b>BMW®</b>		<b>13-7667</b>	2.45		
K-100		<b>13-7668</b>	2.50		
<b>YAMAHA®</b>		<b>13-7669</b>	2.55		
XS400J/K Maxim	82-83	<b>13-7670</b>	2.60		
XS400R/J/RK Seca	82-83	<b>13-7671</b>	2.65		
XJ550 Maxim/Seca	81-83	<b>13-7672</b>	2.70		
FJ600L/LC/N/NC	84-85	<b>13-7673</b>	2.75		
FZ600	86-88	<b>13-7674</b>	2.80		
YX600 Radian	86-90	<b>13-7675</b>	2.85		
XJ650 Maxim/Seca (all)	80-83	<b>13-7676</b>	2.90		
XJ700 Maxim (all)	82-86	<b>13-7677</b>	2.95		
XJ750 Maxim (all)	82-83	<b>13-7678</b>	3.00		
XJ750RH/RJ/RK Seca	81-83	<b>13-7679</b>	3.05		
XS750D/2D/E/F	77-79	<b>13-7680</b>	3.10		
XS750SE/SF Special	78-79				
XS850G/H/LG/LG/SG/SH 80-81	80-81				
XJ900RK Seca	1983				
XJ1100J Maxim	1982				
XS1100E/F/G/H	78-81				
XS1100LG/LH Midnight	80-81				
XS1100SF/SG/SH Special	79-81				

### SUZUKI 29.5MM DIAMETER

**13-7008** Suzuki 29.5mm Shim Starter Kit (20 Shims)  
Includes two each of the following sizes and a shim box  
2.30, 2.40, 2.50, 2.55, 2.60, 2.70, 2.80, 2.85, 2.90, 3.00

SUZUKI®		29.5MM REPLACEMENT SHIMS Sold pk/5.			
XN85	1983	<b>13-7663</b>	2.30	<b>13-7670</b>	2.65
GS400	77-78	<b>13-7664</b>	2.35	<b>13-7671</b>	2.70
GS425	1979	<b>13-7665</b>	2.40	<b>13-7672</b>	2.75
GS450	80-85	<b>13-7666</b>	2.45	<b>13-7673</b>	2.80
GS500	89-09	<b>13-7667</b>	2.50	<b>13-7674</b>	2.85
GS550	77-82	<b>13-7668</b>	2.55	<b>13-7675</b>	2.90
GR650D/XD Tempter	1983	<b>13-7669</b>	2.60	<b>13-7676</b>	2.95
GS650	81-83			<b>13-7677</b>	3.00
GS750	77-79				
GS850	75-83				
GS1000	78-81				
GS1100G/S	82-83				



CAMCHAIN TENSIONER TOOL  
35-6601



## ENGINE VALVE DIMENSIONS



HONDA®		
K&L	OEM Ref.P/N	(A) Head Dia.x (B) Stem Dia.x (C) Overall L
14-1814	14721-429-000	30.00mm x 6.50-6.60mm x 89.60mm
14-1815	14711-429-000	35.00mm x 6.50-6.60mm x 91.00mm
14-4050	14711-437-000	30.00mm x 5.50mm x 92.00mm
14-4051	14721-437-000	25.00mm x 5.50mm x 91.50mm
14-4214	14711-028-000	27.00mm x 5.50mm x 68.00mm
14-4215	14721-028-790	22.95mm x 6.50mm x 67.70mm
14-4224	14711-087-000	25.00mm x 5.40mm x 64.30mm
14-4225	14721-087-010	21.90mm x 5.40mm x 63.80mm
14-6054	14711-300-005	
14-6055	14721-300-005	
14-6066	14711-MA4-770	25.00mm x 5.50mm x 90.00mm
14-6067	14721-422-000	22.00mm x 5.50mm x 88.70mm
14-6069	14711-371-000	38.00mm x 6.50mm x 102.30mm
14-6070	14721-371-000	32.00mm x 6.50mm x 101.30mm
14-6071	14711-438-000	26.00mm x 5.50mm x 90.00mm
14-6072	14721-438-000	22.60mm x 5.50mm x 88.70mm
14-6134	14711-HA5-013	31.00mm x 5.50mm x 93.07mm
14-6135	14721-HA5-003	27.50mm x 5.50mm x 90.52mm
14-6266	14711-HC4-003	32.00mm x 5.50mm x 91.30mm
14-6267	14721-HA0-003	28.00mm x 5.50mm x 89.95mm
14-6288	14711-HA0-003	32.00mm x 5.50mm x 91.30mm
KAWASAKI®		
K&L	OEM Ref.P/N	(A) Head Dia.x (B) Stem Dia.x (C) Overall L
14-1749	12004-1077	29mm x 5.5mm x 89mm
14-4052	12004-1010	36.00mm x 7.00mm x 91.68mm <b>Uses Round Valve Keepers 14-4123</b>
14-4074	12004-012	36.00mm x 7.00mm x 91.68mm <b>Uses Square Keepers Kaw 12011-002</b>
14-4075	12005-005	31.00mm x 7.00mm x 99.00 <b>Uses Square Keepers Kaw 12011-002</b>
14-4076	12004-1013	37.00mm x 7.00mm x 90.64mm
14-4077	12005-1011	32.00mm x 7.00mm x 89.14mm
14-4080	12004-1058	34.00mm x 7.00mm x 93.00mm
14-6098	12004-1082	32.00mm x 5.50mm x 86.70mm
14-6100	12005-1093	28.00mm x 5.50mm x 85.50mm
SUZUKI®		
K&L	OEM Ref.P/N	(A) Head Dia.x (B) Stem Dia.x (C) Overall L
14-3598	12912-06B00	25.00mm x 5.00mm x 84.90mm
14-6172	12911-19B00	33.00mm x 5.50mm x 88.57mm
YAMAHA®		
K&L	OEM Ref.P/N	(A) Head Dia.x (B) Stem Dia.x (C) Overall L
14-6154	1UY-12121-01-00	34.00mm x 7.00mm x 100.50mm
14-6256	22K-12121-02-00	23.00mm x 5.00mm x 65.30mm
14-6264	22K-12111-03-00	20.00mm x 5.00mm x 64.70mm
14-5180	36Y-12111-00-00	28.99mm x 5.50mm x 93.93mm
14-5181	36Y-12121-00-00	24.24mm x 5.50mm x 93.93mm
14-4060	5HO-12111-00-00	34.00mm x 6.00mm x 93.90mm
14-4064	5HO-12121-00-00	28.50mm x 6.00mm x 92.60mm

## VALVE STEM SEALS

Valve Stem Seals are sold pk/10. **Made in Japan.**



HONDA®	
14-1820	12209-KT7-013/12208-ML0-721/12209-ML0-722
14-6251	12209-428-003/12209-KL4-005/12209-422-005/ 12208-MC0-003
14-7584	12209-300-003
KAWASAKI®	
14-3606	92049-5006
14-3607	92049-1218
14-6060	92049-1153
14-6388	92049-016
14-6068	92049-1349
SUZUKI®	
14-1824	09289-04002
14-3606	09289-05011/09289-05010
14-6068	K9204-91349
14-6386	09289-07002
14-6387	09289-05015/09289-05003
YAMAHA®	
14-1818	5Y1-12119-00-00/30X-12119-00-00
14-5443	1WG-12119-00-00
14-6057	1J7-12119-01-00/MO1-12129-00
14-6059	5HO-12119-00-00
14-6390	1HX-12119-00-00/4TV-12119-00-00
14-5447	4SV-12119-00-00

## VALVE KEEPERS

Valve Keepers are sold pk/25. **Made in Japan.**



HONDA®	
14-1750	14781-107-003 (sold each)
KAWASAKI®	
14-4123	12011-004



14-1750

## KWIKLOADER VALVE KEEPER TOOL SET

The Kwik-Loader cuts valve installation and removal time drastically. It's compact and easy to use design replaces bulky C-clamp style compressors.

35-3568 Kwikloader Valve Keeper Tool Set



35-3568



35-3568

# ENGINE VALVES, VALVE STEMS SEALS & KEEPERS

Made to meet or exceed OEM specifications. **Made in Japan.**

**NOTE: ENGINE VALVES ARE SOLD EACH. VALVE STEM SEALS ARE SOLD PK/10.**

**VALVE KEEPERS ARE SOLD PK/25. \*EXCEPT 14-1750\* SOLD EACH**



HONDA® STREET APPLICATION	YEAR	INTAKE VALVE	EXHST. VALVE	VALVE STEM SEAL	VALVE KEEPER
C70 Passport	80-81	14-4224	14-4225	—	—
C70 Passport	80-81	14-4224	14-4225	—	—
C70M/K1	70-73	14-4224	14-4225	—	—
CL70/K1/K2/K3	69-73	14-4224	14-4225	—	—
CL90	67-70	14-4214	14-4215	—	—
CB/CL100	70-73	—	—	14-6251	14-1750*
CBR250R/RA	11-13	—	—	14-1820	—
NSF100	2006	—	—	14-6251	14-1750*
CB125S/TT	73-79	—	—	14-6251	14-1750*
CB125S /TT	80-85	—	14-4051	14-6251	14-1750*
CL125S/S1	73-74	—	—	14-6251	14-1750*
CM185T Twinstar	78-79	—	—	14-6251	14-1750*
CM200T Twinstar	80-82	—	—	14-6251	14-1750*
CB250 Nighthawk	91-08	—	—	14-6251	14-1750*
CM250C	82-83	—	—	14-6251	14-1750*
CMX250C/CD Rebel	85-87	—	—	14-6251	14-1750*
CMX250C/C2 Rebel	96-09	—	—	14-6251	14-1750*
CB350F/F1 (4 cylinder) 6	72-74	—	—	—	14-1750*
CB400A Automatic	1978	—	—	14-6251-In	14-1750*
				14-7584-Ex	—
CB400T/T1/TII Hawk	78-81	—	—	14-6251-In	14-1750*
				14-7584-Ex	—
CB400F Super Sport	75-77	—	—	—	14-1750*
CM400A/C/E/T	79-81	—	—	14-6251-In	14-1750*
CB450SC Nighthawk	82-86	—	—	14-6251-In	14-1750*-In
CB450T Hawk	1982	—	—	14-6251-In	14-1750*-In
CM450A/C/E	82-83	—	—	14-6251-In	14-1750*-In
CMX450	86-87	—	—	14-6251	—
CB500/KI/K2	71-73	—	—	—	14-1750*
CB500F/FA	2013	—	—	14-1820	—
CBR500R/RA	2013	—	—	14-1820	—
CX500/C /D/TC	78-82	—	—	14-7584	—
FT500 Ascot	82-83	14-1815	14-1814	—	—
GL500/I Silverwing	81-82	—	—	14-7584	—
VT500C Shadow	83-86	—	—	14-6251	—
VT500FT Ascot	83-84	—	—	14-6251	—
CB550F Super Sport	75-77	—	—	—	14-1750*
CB550/K1/K	74-78	—	—	—	14-1750*
CB600F	04,06	—	—	14-1820	—
CBR600F/RR/SE/SJR	91-06	—	—	14-1820	—
CBR600F2/F3/F4	91-06	—	—	14-1820	—
VT600C/CD/CD2 Shadow	88-07	—	—	14-6251	—
CBR600RR	03-04	—	—	14-6251	—
CB650	79-82	—	—	—	14-1750*
CB650C Custom	80-81	—	—	—	14-1750*
CB650SC Nighthawk	1982	—	—	—	14-1750*
CX650C/T Custom/Turbo	1983	—	—	14-7584	—
GL650/I Interstate	1983	14-6054	—	14-7584	—
NT650 Hawk GT	88-91	—	—	14-6251	—
NSA700 DN-1	2009	—	—	14-6251	—
NT700V/VA	2010	—	—	14-6251	—
VF700C/F/S	84-85	—	—	14-6251	—
VFR700F/F2 Interceptor	86-87	—	—	14-6251	—
VT700C Shadow	84-87	—	—	14-7584	—
CB750A Automatic	76-77	14-6054	14-6055	14-7584	—
CB750A Automatic	1978	—	—	14-7584	—
CB750C Custom	80-83	14-6066	14-6067	14-6251	14-1750*

HONDA® STREET APPLICATION	YEAR	INTAKE VALVE	EXHST. VALVE	VALVE STEM SEAL	VALVE KEEPER
CB750F Super Sport	75-76	14-6054	14-6055	14-7584	—
CB750F Super Sport	77-78	—	—	14-7584	—
CB750F Super Sport	79-82	14-6066	14-6067	14-6251	14-1750*
CB750K	69-70	—	—	14-7584	—
CB750K	71-77	14-6054	14-6055	14-7584	—
CB750K	1978	—	—	14-7584	—
CB750K	79-82	—	14-6067	14-6251	14-1750*
CB750L LTD	1979	14-6066	14-6067	14-6251	14-1750*
CB750SC Nighthawk	82-83	14-6066	14-6067	14-6251	14-1750*
VF750C V45 Magna	82-83	—	—	14-6251	14-1750*
VF750C V45 Magna	1988	—	—	14-6251	—
VF750F Interceptor	83-84	—	—	14-6251	—
VF750S V45 Sabre	82-83	—	—	14-6251	14-1750*
VT750C Shadow	1983	—	—	14-7584	—
VT750C Shadow	98-10	—	—	14-6251	—
VT800C Shadow	1988	—	—	14-7584	—
CB900C Custom	80-82	14-6071	14-6072	14-6251	14-1750*
CB900F Super Sport	81-82	14-6071	14-6072	14-6251	14-1750*
CB1000	1994	—	—	14-6251	—
CB1000C Custom	1983	14-6071	14-6072	14-6251	14-1750*
CBR1000F Hurricane	87-96	—	—	14-6251	—
CBR1000RA	04-10	—	—	14-1820	—
CBR1000RR	04-07	—	—	14-1820	—
CBX 6 cyl. Super Sport	79-82	14-6066	14-6067	14-6251	14-1750*
GL1000 Gold Wing	75-79	14-6069	14-6070	14-7584	—
GL1000L LTD	1976	14-6069	14-6070	14-7584	—
VF1000F Interceptor	1984	—	—	14-6251	—
VF1000R	85-86	—	—	14-6251	—
CB1100F Super Sport	1983	14-6071	14-6072	14-6251	14-1750*
GL1100 Gold Wing	1980	14-6069	14-6070	14-7584	—
GL1100 Gold Wing	81-82	14-6069	—	14-7584	—
GL1100 Gold Wing	1983	—	—	14-7584	—
GL1100A Aspencade	1982	14-6069	—	14-7584	—
GL1100A Aspencade	1983	—	—	14-7584	—
GL1100I Interstate	1980	14-6069	14-6070	14-7584	—
GL1100I Interstate	81-82	14-6069	—	14-7584	—
GL1100I Interstate	1983	—	—	14-7584	—
VF1100C V65 Magna	83-86	—	—	14-6251	—
VF1100S V65 Sabre	84-85	—	—	14-6251	—
VT1100C Shadow	87-90	—	—	14-7584	—
VT1100C-C2-2/T Shadow	92-98	—	—	14-7584	—
GL1200 Gold Wing	1984	—	—	14-7584	—
GL1200A Aspencade	84-87	—	—	14-7584	—
GL1200I Interstate	84-87	—	—	14-7584	—
GL1200L Limited	1985	—	—	14-7584	—
GL1200SEi Aspencade	1986	—	—	14-7584	—
GL1500A Goldwing	88-90	—	—	14-6251	—
GL1500I GL Interstate	91-96	—	—	14-6251	—
GL1500SE GoldwingSE	90-00	—	—	14-6251	—
GL1500C Valkyrie	97-03	—	—	14-6251	—
GL1500CF Valkyrie Interstate	97-01	—	—	14-6251	—

HONDA® ATV APPLICATION	YEAR	INTAKE VALVE	EXHST. VALVE	VALVE STEM SEAL	VALVE KEEPER
ATC70	79-85	14-4224	14-4225	—	—
TRX70 Fourtrax 70	86-87	14-4224	14-4225	—	—
ATC90/K1~K3	70-75	14-4214	14-4215	—	—
ATC90	76-78	14-4214	14-4215	—	—
ATC110	79-85	14-4214	14-4215	—	—
ATC125M	84-85	—	—	14-6251	14-1750*
ATC125M	86-87	—	—	14-6251	—
TRX125 Fourtrax 125	85-86	—	—	14-6251	14-1750*
TRX125 Fourtrax 125	87-88	—	—	14-6251	—
ATC185/ATC185S	80-83	14-4050	14-4051	14-6251	14-1750*
ATC200 /S/M	81-86	14-4050	14-4051	14-6251	14-1750*
ATC200E/ES Big Red	82-84	14-4050	14-4051	14-6251	14-1750*
ATC200M	84-85	14-4050	14-4051	14-6251	14-1750*
ATC200X	83-85	14-4050	14-4051	14-6251	14-1750*
ATC200X	86-87	—	—	14-6251	—
TRX200 Fourtrax 200	1984	14-4050	14-4051	14-6251	14-1750*
TRX200 Fourtrax 200	90-91	—	—	14-6251	—
TRX200 Fourtrax Type II	91-97	—	—	14-6251	—

EQUIPMENT & TOOLS

HARD PARTS

CARB & FUEL

IGNITION/ELECTRICAL

CONTROL

SUSPENSION

ACCESSORIES

MARINE

ENGINE VALVES, VALVE STEM SEALS & KEEPERS

EQUIPMENT & TOOLS

HONDA® ATV APPLICATION	YEAR	INTAKE VALVE	EXHST. VALVE	VALVE STEM SEAL	VALVE KEEPER
TRX200SX Fourtrax	86-88	—	—	14-6251	—
ATC250ES Big Red	85-87	14-6288	14-6267	14-6251	—
ATC250SX	85-87	14-6288	—	14-6251	—
TRX250 Fourtrax 250	85-87	14-6288	—	14-6251	—
TRX250 Recon	97-02	—	—	14-6251	—
TRX250EX Sportrax	01-08	—	—	14-6251	—
TRX250TE Recon ES	02-03	—	—	14-6251	—
TRX250TE/TM	02-12	—	—	14-6251	—
TRX250X	09-12	—	—	14-6251	—
TRX250X Fourtrax	87-88	—	—	14-6251	—
TRX250X Fourtrax	91-92	—	—	14-6251	—
TRX300 Fourtrax 300	88-00	14-6266	—	14-6251	—
TRX300EX Fourtrax 300	93-00	—	—	14-6251	—
TRX300EX Sportrax 300	01-08	—	—	14-6251	—
TRX300FW Fourtrax 4x4	1988	14-6266	—	14-6251	—
TRX300FW Fourtrax 4x4	90-00	14-6266	—	14-6251	—
TRX300X	2009	14-6119	—	14-6251	—
ATC350X	85-87	14-6134	—	14-6251	—
TRX350TE/TM/FE/FM	00-06	—	—	14-6251	—
TRX350 Fourtrax 4wd	86-87	14-6134	—	14-6251	—
TRX350D Foreman	87-89	14-6134	—	14-6251	—
TRX400EX Fourtrax	99-00	—	—	14-6251	—
TRX400EX Sportrax	01-03	—	—	14-6251	—
TRX400F Foreman	95-03	—	—	14-6251	—
TRX400X	09-12	—	—	14-6251	—
TRX450S/ES Foreman S	98-01	—	—	14-6251	—
TRX450ER/R	06-09	—	—	14-6251	—
TRX450FE/FM	02-04	—	—	14-6251	—
TRX500FA Rubicon	01-09	—	—	14-6251	—
TRX650FA Rubicon	03-05	—	—	14-6251	—
TRX680FA Rubicon	06-09	—	—	14-6251	—

HARD PARTS

HONDA® DUAL SPORT/OFFROAD APPLICATION	YEAR	INTAKE VALVE	EXHST. VALVE	VALVE STEM SEAL	VALVE KEEPER
L70/K1/K2	71-73	14-4224	14-4225	—	—
XL70/K1	74-76	14-4224	14-4225	—	—
XL75	77-79	—	—	14-6251	14-1750*
XR75/K1/K2 & XR75	73-78	—	—	14-6251	14-1750*
CRF80F	04-12	—	—	14-6251	14-1750*
XL80S	80-85	—	—	14-6251	14-1750*
XR80	79-84	—	—	14-6251	14-1750*
XR80R	85-03	—	—	14-6251	14-1750*
CT90/K1~K6 Trail 90	66-75	14-4214	14-4215	—	—
CT90 Trail 90	76-79	14-4214	14-4215	—	—
SL90 Motosport 90	1969	14-4214	14-4215	—	—
ST90/K1/K2	73-75	14-4214	14-4215	—	—
CRF100F	04-12	—	—	14-6251	14-1750*
SL100/K1/K2/K3	70-73	—	—	14-6251	14-1750*
XL100/K1 & XL100/S	74-85	—	—	14-6251	14-1750*
XR100 /R	81-03	—	—	14-6251	14-1750*
CT110 Trail 110	80-86	—	—	14-6251	14-1750*
CT125 Trail 125	1977	—	—	14-6251	14-1750*
NX125	88-90	—	—	14-6251	—
SL125/K1/K2 Motosport	71-73	—	—	14-6251	14-1750*
TL125/K1/K2/S Trials	73-76	—	—	14-6251	14-1750*
XL125/K1	74-75	—	—	—	14-1750*
XL125	76-78	—	—	14-6251	14-1750*
XL125S	79-84	14-4050	14-4051	14-6251	14-1750*
XL125S	1985	—	14-4051	14-6251	14-1750*
SL175K	70-72	—	—	—	—
XL185S	79-83	14-4050	14-4051	14-6251	14-1750*
XR185	1979	14-4050	14-4051	14-6251	14-1750*
TLR200 Reflex	86-87	—	—	14-6251	14-1750*
TR200 Fatcat	86-87	—	—	14-6251	—
XL200R	83-84	14-4050	14-4051	14-6251	14-1750*
XR200	80-84	14-4050	14-4051	14-6251	14-1750*
XR200R	81-83	14-4050	14-4051	14-6251	14-1750*
XR200R	84-85	—	—	14-6251	—
XR200R	86-02	14-4050	14-4051	14-6251	14-1750*
CRF230	03-09	—	—	14-6251	—
TL250 Trials	75-76	—	—	—	14-1750*

CARB & FUEL

IGNITION/ELECTRICAL

CONTROL

SUSPENSION

ACCESSORIES

MARINE

HONDA® DUAL SPORT/OFFROAD APPLICATION	YEAR	INTAKE VALVE	EXHST. VALVE	VALVE STEM SEAL	VALVE KEEPER
XL250/K1 Motosport	72-76	—	—	—	14-1750*
XL250S	78-81	—	—	14-6251	14-1750*
XL250R	82-83	—	—	14-6251	14-1750*
XL250R	84-87	—	—	14-6251	—
XR250L	91-96	—	—	14-6251	—
XR250	79-80	—	—	14-6251	14-1750*
XR250R	81-82	—	—	14-6251	14-1750*
XR250R	84-95	—	—	14-6251	—
XL350K	74-78	—	—	—	14-1750*
XL350R	84-85	—	—	14-6251	—
XR350R	83-85	—	—	14-6251	—
CRF450R	02-08	—	—	14-6251	—
CRF450X	05-09	—	—	14-6251	—
XR400R	96-04	—	—	14-6251	—
XL500S/R	79-82	14-1815	14-1814	—	—
XR500/R	79-82	14-1815	14-1814	—	—
XL600V Transalp	89-90	—	—	14-6251-IN	—

KAWASAKI® STREET APPLICATION	YEAR	INTAKE VALVE	EXHST. VALVE	VALVE STEM SEAL	VALVE KEEPER
AN112D2~DBF AN112	03-11	—	—	14-6068	—
AX125 Fury125R	2010	—	—	14-6068	—
BN125A4~A9F Eliminator	01-09	—	—	14-6068	—
EL250B2/B3 Eliminator	88-89	—	—	14-3607	—
EL250E1~E4 Eliminator	91-94	—	—	14-3607	—
EX250E/F1~F7F Ninja	86-07	—	—	14-3607	—
EX250 Ninja 250R	08-10	—	—	14-6068	—
EX250JBF/JCF Ninja 250R	11-12	—	—	14-6068	—
KLX250W KLX250SF	09-10	—	—	14-6068	—
KZ250D1/D2 LTD & CSR	80-81	—	—	14-6388	14-4123
KZ250L1 CSR	1982	—	—	14-6388	14-4123
KZ250W1 LTD	1983	—	—	14-6388	14-4123
KZ400A/B/C/D	74-79	—	—	14-6388	14-4123
KZ400H1 LTD	1979	—	—	14-6388	14-4123
KZ400S/S2/S3 Special	75-77	—	—	14-6388	14-4123
KZ440A/D LTD LTD Belt	80-83	—	—	14-6388	14-4123
KZ440B1/B2 /G2	80-82	—	—	14-6388	14-4123
EN450A LTD454	85-90	14-1749	—	—	—
EN500A1~A7 Vulcan	90-96	14-1749	—	—	—
EN500C1~C10 Vulcan Ltd	96-05	14-1749	—	—	—
ER500A/C ER5	99-02	14-1749	—	—	—
EX500A1~A7 Ninja 500R	87-93	14-1749	—	—	—
EX500D1~D11 Ninja 500R	94-04	14-1749	—	—	—
KZ550A1~A4	80-83	—	—	14-6060	—
KZ550C1~C4 LTD	80-83	—	—	14-6060	—
KZ550D1 GPz	1981	—	—	14-6060	—
KZ550F1 Spectre	1983	—	—	14-6060	—
KZ550F2/M1 LTD	83-84	—	—	14-6060	—
KZ550H1/H2 GPz	82-83	—	—	14-6060	—
ZR550B1~B4	90-93	—	—	14-6060	—
ZX550A1/A2/A3 GPz	84-86	—	—	14-6060	—
ZL600A1/A2 Eliminator	85-86	—	—	14-3607	—
ZL600B2/B3 Eliminator	96-97	—	—	14-3607	—
ZX600A1~A3 Ninja 600R	85-97	—	—	14-3607	—
ZX600B1 Ninja 600RX	1987	—	—	14-3607	—
ZX600C1~C10 Ninja 600R	88-97	—	—	14-3607	—
ZX600D1~D4 Ninja ZX-6	90-93	—	—	14-6068	—
EJ650A1/A4 W650	00-02	—	—	14-6068	—
ER650A ER-6N	06-11	—	—	14-6068	—
EX650A Ninja 650R	06-12	—	—	14-6068	—
KZ650B/C/D/E/F	77-80	—	—	14-6388	14-4123
KZ650H1 CSR	1981	—	—	14-6388	14-4123
KZ650H2/H3 CSR	82-83	14-4080	—	14-6388	14-4123
KZ700A1	1984	—	—	14-6388	14-4123
ZN700AA/A2 LTD	84-85	14-4080	—	14-6388	14-4123
KZ750E1/E2/E3/L3	80-83	14-4080	—	14-6388	14-4123
KZ750FI LTD Shaft	1983	14-4080	—	14-6388	14-4123
KZ750H1~H4 LTD	80-83	14-4080	—	14-6388	14-4123
KZ750N1/N2 Spectre	82-83	14-4080	—	14-6388	14-4123
KZ750RI GPz	1982	14-4080	—	14-6388	14-4123
ZR750C1/C2/C3	91-93	14-4080	—	14-6388	14-4123

KAWASAKI® STREET APPLICATION	YEAR	INTAKE VALVE	EXHST. VALVE	VALVE STEM SEAL	VALVE KEEPER
ZR750F2/H1~H3 ZR-7S	99-05	—	—	14-6388	14-4123
ZX750A1/A2/A3 GPz	83-85	14-4080	—	14-6388	14-4123
ZX750E1/E2 GPz Turbo	84-85	14-4080	—	14-6388	14-4123
ZX750F Ninja 750R	87-90	—	—	14-3607	—
ZX750H1/H2 ZX-7	89-90	—	—	14-3607	—
ZX750J/L/ Ninja ZX-7	91-95	—	—	14-6068	—
ZX750 Ninja ZX-7R	91-03	—	—	14-6068	—
ZX750N Ninja ZX-7RR	96-97	—	—	14-6068	—
VN800A1~A11 Vulcan	95-05	—	—	14-3607	—
VN800B1~B10 Classic	96-05	—	—	14-3607	—
VN800C/E Drifter	99-06	—	—	14-3607	—
VN900B/C/D Vulcan	07-12	—	—	14-3607	—
ZI 900 *Square Keepers	73-75	14-4074	14-4075	14-6388	—
KZ900A/B1 LTD*	76-77	14-4074	14-4075	14-6388	—
ZL900A1/A2 Eliminator	85-86	14-1749	—	—	—
ZX900A1~A3 Ninja 900R	84-86	14-1749	—	—	—
ZX900 Ninja ZX-9R	94-97	—	—	14-6068	—
KZ1000A1~A4/B1~B4	77-80	14-4052	14-4053	14-6388	14-4123
KZ1000C1~C4 Police	78-81	14-4052	14-4053	14-6388	14-4123
KZ1000D1 Z1R	1978	14-4052	14-4053	14-6388	14-4123
KZ1000D3 Z1R/G1 LTD	1980	14-4052	14-4053	14-6388	14-4123
KZ1000E1/E2 Shaft ST	79-80	14-4052	14-4053	14-6388	14-4123
KZ1000J/J2/J3	81-83	14-4076	14-4077	14-6388	14-4123
KZ1000K1/K2 LTD	81-82	14-4076	14-4077	14-6388	14-4123
KZ1000M1/M2 CSR	81-82	14-4076	14-4077	14-6388	14-4123
KZ1000P/Police	82-05	14-4076	14-4077	14-6388	14-4123
KZ1000R1/R2 Replica	82-83	14-4076	14-4077	14-6388	14-4123
ZG1000A1~A20 Concours	86-05	14-1749	—	—	—
ZL1000A1 Eliminator	1987	14-1749	—	—	—
ZR1000A/B Z1000	03-09	—	—	14-6068	—
ZR1000D Z1000	10-12	—	—	14-6068	—
ZX1000B1/B2/B3 ZX-10	88-90	—	—	14-3607	—
ZX1000G/H Ninja1000	11-12	—	—	14-6068	—
ZX1000 Ninja ZX-10R	04-07	—	—	14-6068	—
ZX1000 Ninja ZX-10R	08-12	—	—	14-6068	—
KZ1100A1~A3 Shaft	81-83	14-4076	14-4077	14-6388	14-4123
KZ1100B1/B2 GPz	81-82	14-4076	14-4077	14-6388	14-4123
KZ1100D1/D2 Spectre	82-83	14-4076	14-4077	14-6388	14-4123
KZ1100L1 LTD Shaft	1983	14-4076	14-4077	14-6388	14-4123
ZN1100B1/B2 LTD	84-85	—	—	14-6388	14-4123
ZR1100A Zephyr	92-95	—	—	14-6388	—
ZR1100A1/A2/A3	92-94	—	—	14-6388	14-4123
ZR1100C	99-00	—	—	14-3607	—
ZX1100A1/A2 GPz	83-84	—	—	14-6388	14-4123
ZX1100C/D Ninja ZX-11	90-01	—	—	14-3607	—
ZX1100E/F1 GPz	95-97	—	—	14-3607	—
ZR1200A1~A5 ZXR1200R	01-05	—	—	14-3607	—
ZX1200C1~C4 ZZR1200	02-05	—	—	14-3607	—
KZ1300A1~A4	79-82	—	—	14-6388	14-4123
KZ1300B2 Touring	1980	—	—	14-6388	14-4123
ZN1300A Voyager	83-88	—	—	14-6388	14-4123
VN1500A1~A9 Vulcan 88	87-95	—	—	14-6388	14-4123
VN1500A Vulcan1500	96-99	—	—	14-6388	14-4123
VN1500BVulcan 88 SE	87-90	—	—	14-6388	14-4123
VN1500C3/C4 Vulcan L	96-97	—	—	14-6388	14-4123
VN1500D/E Classic	96-08	—	—	14-6388	14-4123
VN1500G Nomad	99-01	—	—	14-6388	14-4123
VN1500J1/J2/R1 Drifter	99-05	—	—	14-6388	14-4123
VN1500L1/L2 Nomad F.I.	00-04	—	—	14-6388	14-4123
VN1500N1/N2 Classic F.I.	00-05	—	—	14-6388	14-4123
VN1600 Vulcan Classic	03-09	—	—	14-6388	14-4123
VN1600B/F Mean Streak	04-08	—	—	14-6388	14-4123
VN1600D/G Nomad	05-08	—	—	14-6388	14-4123
VN2000A/G Vulcan	04-09	—	—	14-6388	—
VN2000 Vulcan Classic	05-09	—	—	14-6388	—

KAWASAKI® ATV APPLICATION	YEAR	INTAKE VALVE	EXHST. VALVE	VALVE STEM SEAL	VALVE KEEPER
KLT200A1~A4A	81-83	—	—	14-6388	14-4123
KLT200B1/C1/C2	83-84	—	—	14-6388	14-4123
KLF220A1~A15 Bayou	88-02	14-6098	14-6100	—	—
KLF250A1~ABF Bayou	03-11	14-6098	14-6100	—	—

KAWASAKI® ATV APPLICATION	YEAR	INTAKE VALVE	EXHST. VALVE	VALVE STEM SEAL	VALVE KEEPER
KLT250A1/A2	82-83	—	—	14-6388	14-4123
KLT250C1/C2/C3 Prairie	83-85	—	—	14-6388	14-4123
KLT250P1 Police	1984	—	—	14-6388	14-4123
KSF250A1~A18 Mojave	87-04	14-1749	—	—	—
KEF300A1~A6 Lakota	95-00	—	—	14-6388	14-4123
KEF300B1~B3 Lakota Sport	01-03	—	—	14-6388	14-4123
KLF300A1/A2 Bayou	86-87	—	—	14-6388	14-4123
KLF300B1~B17 Bayou	88-04	—	—	14-6388	14-4123
KLF300C1~C17 Bayou 4x4	89-05	—	—	14-6388	14-4123
KVF300A1~A4 Prairie 4x4	99-02	—	—	14-6388	14-4123
KVF300B1~B4 Prairie 300	99-02	—	—	14-6388	14-4123
KVF360A/B/C Prairie 4x4	03-12	—	—	14-6388	14-4123
KSF400A1/A2/A3 KFX	03-05	—	—	14-3606	—
KVF650A/B Prairie 4x4	02-03	—	—	14-3607	—
KVF650D~H Brute Force	05-12	—	—	14-3607	—
KVF650E Brute Force 4X4	06-09	—	—	14-3607	—
KVF650FC Brute Force 4X4	2012	—	—	14-3607	—
KSV700A1 KFX700 VForce	04-05	—	—	14-3607	—
KSV700A/B/C KFX700	05-09	—	—	14-3607	—
KVF700A/B/D Prairie 4X4	04-06	—	—	14-3607	—
KRF750A~T Teryx	08-12	—	—	14-3607	—
KRF750J~V Teryx FI LE	09-12	—	—	14-3607	—
KRF750L/S Teryx FI Sport	09-12	—	—	14-3607	—
KRF750M9F Teryx FI NRA	2009	—	—	14-3607	—
KRT750ACF Teryx 750	2012	—	—	14-3607	—
KRT750BCF Teryx EPS	2012	—	—	14-3607	—
KRT750DCF Realtree	2012	—	—	14-3607	—
KVF750 Brute Force 4X4i	05-12	—	—	14-3607	—
KVF750B1/E Brute Force	05-09	—	—	14-3607	—
KVF750EAF Realtree	05-09	—	—	14-3607	—
KVF750G~J BruteForceEPS	2012	—	—	14-3607	—

KAWASAKI® DUAL SPORT/OFFROAD APPLICATION	YEAR	INTAKE VALVE	EXHST. VALVE	VALVE STEM SEAL	VALVE KEEPER
KLX110A1~CCF KLX110	02-12	—	—	14-6068	—
KLX110D KLX110L	10-12	—	—	14-6068	—
KLX125A1/A2/A3	03-05	—	—	14-6387	—
KLX125B1/B2/B3	03-05	—	—	14-6387	—
KL250A/C KLR250	78-84	—	—	14-6388	14-4123
KL250D2~D22 KLR	85-05	14-1749	—	—	—
KL250G Super Sherpa	00-04	—	—	14-6068	—
KL250G Super Sherpa	2009	—	—	14-6068	—
KLX250A1/A2	79-80	—	—	14-6388	14-4123
KLX250D2~D4	94-96	—	—	14-6068	—
KLX250H/T KLX250S	06-12	—	—	14-6068	—
KLX250W/SP	09-10	—	—	14-6068	—
KX250N/T/W/X/Y	04-12	—	—	14-6068	—
KX250W9F/WAF	09-10	—	—	14-6068	—
KLX300A2~A7F	97-07	—	—	14-6068	—
KLX400A1/SR	2003	—	—	14-3606	—
KLX400B1 KLX400R	2003	—	—	14-3606	—
KL600A1/B1/B2 KLR600	84-86	—	—	14-6388	14-4123
KLE650 Versys	07-12	—	—	14-6068	—
KL650A/KLR650	87-07	—	—	14-6388	14-4123
KL650B2/B3 Tengai	90-91	—	—	14-6388	14-4123
KL650E/KLR650	08-12	—	—	14-6388	14-4123
KL650EB/EC	11-12	—	14-6388	14-4123	—
KLE650A/C Versys	07-12	—	—	14-6068	—
KLX650A/C KLX650R	93-96	—	—	14-6388	14-4123
KLX650C KLX650	93-96	—	—	14-6388	14-4123
KLX650A/E KLR650	93-12	—	—	14-6388	14-4123
KLX650 KLX650/R	93-96	—	—	14-6388	14-4123
KLX650B2/B3 Tengai	90-91	—	—	14-6388	14-4123

SUZUKI® STREET APPLICATION	YEAR	INTAKE VALVE	EXHST. VALVE	VALVE STEM SEAL	VALVE KEEPER
GN125E Bandit	91-97	—	—	14-6387	—
GN250	82-88	—	—	14-6387	—
GS250TT/TX	80-81	—	—	14-6387	—
GZ250/K/L	99-10	—	—	14-6387	—
TU250X/XL	09,11	—	—	14-6387	—
GS300L	82-85	—	—	14-6387	—

EQUIPMENT & TOOLS

SUZUKI® STREET APPLICATION	YEAR	INTAKE VALVE	EXHST. VALVE	VALVE STEM SEAL	VALVE KEEPER
AN400/S Burgman	03-06	—	—	14-3606	—
AN400 Burgman	07-08	—	—	14-1824	—
AN400 Burgman	09-11	—	—	14-1824	—
GN400T/TX/TZ	80-82	—	—	14-6386	—
GN400XT/XX	80-81	—	—	14-6386	—
GS400B/XB/C/XC	77-78	—	—	14-6386	—

HARD PARTS

SUZUKI® STREET APPLICATION	YEAR	INTAKE VALVE	EXHST. VALVE	VALVE STEM SEAL	VALVE KEEPER
GSF400M/N/P Bandit	91-93	—	—	14-1824	—
GS425N/EN/LN	1979	—	—	14-6386	—
GS450 (all)	80-88	—	—	14-6386	—
GS500E/F	89-09	—	—	14-6386	—
GS550B/C~ET	77-80	—	—	14-6386	—
GS550LN/LT	79-80	—	—	14-6386	—
GS550LX/LZ	81-82	—	—	14-6386	—
GS550MZ Katana	1982	—	—	14-6386	—
GS550TX	1981	—	—	14-6386	—

CARB & FUEL

SUZUKI® STREET APPLICATION	YEAR	INTAKE VALVE	EXHST. VALVE	VALVE STEM SEAL	VALVE KEEPER
GSF600ST~SY/K2 Bandit	96-03	—	—	14-3606	—
GSX600F Burgman	88-96	—	—	14-3606	—
GSX600F Katana	97-06	—	—	14-3606	—
GSX-R600WN/WP	92-93	—	—	14-1824	—
GSX-R600	97-12	—	—	14-1824	—
RF600RR/RS/RT	94-96	—	—	14-1824	—
AN650 Burgman	03-11	—	—	14-1824	—
DL650A V-Strom	04-12	—	—	14-1824	—
GS650	81-83	—	—	14-6386	—
GS650D/MD Katana	1983	—	—	14-6386	—

IGNITION/ELECTRICAL

SUZUKI® STREET APPLICATION	YEAR	INTAKE VALVE	EXHST. VALVE	VALVE STEM SEAL	VALVE KEEPER
GSX650F Katana	08-09	—	—	14-1824	—
LS650 Savge	95-12	—	—	14-6386	—
LS650F/P	86-88	—	—	14-6386	—
LS650F/P	95-04	—	—	14-6386	—
LS650L1	2011	—	—	14-6386	—
SFV650 Gladius	2009	—	—	14-1824	—
SV650S	99-08	—	—	14-1824	—
XN85D Turbo	1983	—	—	14-6386	—
GS700E/ES/	1985	—	—	14-6387	—
GV700 Madura	1985	—	—	14-6387	—

CONTROL

SUZUKI® STREET APPLICATION	YEAR	INTAKE VALVE	EXHST. VALVE	VALVE STEM SEAL	VALVE KEEPER
VS700 Intruder	86-87	—	—	14-6387	—
GS750B/C~LN	77-79	—	—	14-6386	—
GS750E/ES	80-83	—	—	14-6387	—
GS750LT/LX	80-81	—	—	14-6387	—
GS750SD Katana	1983	—	—	14-6387	—
GS750TZ/TD	82-83	—	—	14-6387	—
GSX750F Katana	89-05	—	—	14-3606	—
GSX-R750 (all)	86-92	—	—	14-3606	—
GSX-R750	93-99	—	—	14-1824	—
GSX-R750	04-11	—	—	14-1824	—

SUSPENSION

SUZUKI® STREET APPLICATION	YEAR	INTAKE VALVE	EXHST. VALVE	VALVE STEM SEAL	VALVE KEEPER
VS750GL Intruder	88-91	—	—	14-6387	—
VL800C/CL1/L1	06-11	—	—	14-6387	—
VL800T/TL1 C50	01-11	—	—	14-6387	—
VL800Z Volusia	01-05	—	—	14-6387	—
VS800	06-09	—	—	14-6387	—
VS800GL/GLV Intruder	92-09	—	—	14-6387	—
VX800L	90-93	—	—	14-6387	—
VZ800 Marauder	97-09	—	—	14-6387	—
VZ800 /Z M50	97-09	—	—	14-6387	—
GS850G/GL	79-83	—	—	14-6386	—

ACCESSORIES

SUZUKI® STREET APPLICATION	YEAR	INTAKE VALVE	EXHST. VALVE	VALVE STEM SEAL	VALVE KEEPER
RF900R	94-97	—	—	14-1824	—
DL1000 V-Strom	02-12	—	—	14-6387	—
GS1100G/GL	82-83	—	—	14-6386	—
GS1100LT	1980	—	—	14-6387	—
GS1100SD Katana	1983	—	—	14-6387	—
GSX1100FJ~FP Katana	88-93	—	—	14-3606	—
GSX1100GM~GP	91-93	—	—	14-3606	—
GSX-R1100G~L	86-90	—	—	14-3606	—
GSX-R1100M/N	91-92	—	—	14-3606	—
GSX-R1100WP~WW	93-98	—	—	14-1824	—

MARINE

SUZUKI® STREET APPLICATION	YEAR	INTAKE VALVE	EXHST. VALVE	VALVE STEM SEAL	VALVE KEEPER
GS1150- (all)	83-86	—	—	14-6387	—
GSF1200SV~SK1 Bandit	97-05	—	—	14-3606	—
GV1200 Madura	85-86	—	—	14-6387	—
GSF1250S/SA Bandit	07-09	—	—	14-1824	—
GSX1250FAL1 Katana	2011	—	—	14-1824	—
GSX1300B/BK	08-09	—	—	14-3606	—

SUZUKI® STREET APPLICATION	YEAR	INTAKE VALVE	EXHST. VALVE	VALVE STEM SEAL	VALVE KEEPER
GSX1300R Hayabusa	99-12	—	—	14-3606	—
VS1400 Intruder	87-09	—	—	14-6387-In	—
		—	—	14-6386-Ex	—
VL1500/T C90	98-09	—	—	14-6387-In	—
		—	—	14-6386-Ex	—

SUZUKI® ATV APPLICATION	YEAR	INTAKE VALVE	EXHST. VALVE	VALVE STEM SEAL	VALVE KEEPER
ALT50	83-84	—	—	14-6387	—
ALT125D/E/F/G	83-86	—	—	14-6387	—
LT125D~H Quadrunner	83-87	—	—	14-6387	—
LT160EK/EL/EM/EN	89-92	—	—	14-6387	—
LT-F160M~K1 Quadrunner	91-01	—	—	14-6387	—
LT-F160K3/K4Quadrunner	03-04	—	—	14-6387	—
ALT185F	1985	—	—	14-6387	—
LT185E/F/G/H	84-87	—	—	14-6387	—
LT230EH/EJ/EK	87-89	—	—	14-6387	—
LT230EL/EM/EN/EP	90-93	—	—	14-6387	—
LT230GEF/GEG Quad	85-86	—	—	14-6387	—
LT230SF/SG/SH/SJ	85-88	—	—	14-6387	—
LT-F230G/H	86-87	—	—	14-6387	—
LT250EFF/EFG	85-86	—	—	14-6387	—
LT250SK/SL QuadSport	89-90	—	—	14-6387	—
LT-F250	88-09	—	—	14-6387	—
LT-F250F QuadRunner	99-02	—	—	14-6387	—
LT-F250 Ozark	02-12	—	—	14-6387	—
LT-Z250 QuadSport	04-09	—	—	14-6387	—
LT300EH/EJ/EK	87-89	—	—	14-6387	—
LT-F300FX~FK1	99-02	—	—	14-6387	—
LT-4WD QuadRunner	87-96	—	—	14-6387	—
LT-A400/F Eiger	02-09	—	—	14-3606	—
LT-A400C KingQuad	03-05	—	—	14-3606	—
LT-F4WD KingQuad	91-98	—	—	14-6387	—
LT-F400	08-11	—	—	14-3606	—
LT-F400/F Eiger	02-09	—	—	14-3606	—
LT-F400F KingQuad	08-11	—	—	14-3606	—
LT-Z400 QuadSport	03-12	—	—	14-3606	—
LT-Z400SK3/SK4 Z400	03-09	—	—	14-3606	—
LT-R450/Z QuadRacer	06-09	—	—	14-6387	—
LT-A450X KingQuad	07-10	—	—	14-3606	—
LT-A500F QuadMaster	00-07	—	—	14-3606	—
LT-A500F QuadRunner	98-07	—	—	14-3606	—
LT-A500FB / FC Vinson	2004	—	—	14-3606	—
LT-A500X / XP King Quad	09-12	—	—	14-3606	—
LT-F500X KingQuad	09-11	—	—	14-3606	—
LT-A750X KingQuad	08-12	—	—	14-3687	—

SUZUKI® DUAL SPORT/OFFROAD	YEAR	INTAKE VALVE	EXHST. VALVE	VALVE STEM SEAL	VALVE KEEPER
DR100D~L	83-90	—	—	14-6387	—
SP100D Dual Sport	1983	—	—	14-6387	—
DR-Z110	03-05	—	—	14-6068	—
DR125	82-88	—	—	14-6387	—
DR125SER/SES/SET	94-96	—	—	14-6387	—
DR-Z125/L	03-12	—	—	14-6387	—
SP125 Dual Sport	82-88	—	—	14-6387	—
DR200G/H/J	86-88	—	—	14-6387	—
DR200SET~SEK3 Dual	96-09	—	—	14-6387	—
SP200G/H/J Dual Sport	86-88	—	—	14-6387	—
DR250S Dual Sport	90-95	—	—	14-3606	—
DR250Z/D/F	82-85	—	—	14-6387	—
DR250L/M/N/P Offroad	90-95	—	—	14-3606	—
DR-Z250	01-07	—	—	14-1824	—
RM-Z250	04-06	—	—	14-6068	—
RM-Z250	07-12	—	—	14-1824	—
RM-Z250/L0/L1	07-11	—	—	14-1824	—
DR250SL~SES Dual Sport	90-95	—	—	14-3606	—
SP250Z/D Dual Sport	82-83	—	—	14-6387	—
RM-Z250K4/K5	04-05	—	—	14-6068	—
SP250F Dual Sport	1985	—	—	14-6387	—
DR350SE/SET	90-99	—	—	14-3606	—
SP370C/N	78-79	—	—	14-6386	—

SUZUKI® DUAL SPORT/OFFROAD	YEAR	INTAKE VALVE	EXHST. VALVE	VALVE STEM SEAL	VALVE KEEPER
DR400T	1980	—	—	14-6386	—
DR-Z400/E/S/SM	00-12	—	—	14-3606	—
SP400T Dual Sport	1980	—	—	14-6386	—
RMX450ZL0	2010	—	—	14-6387	—
RM-Z450/Z K5/K6	05-06	—	—	14-3606	—
RM-Z450/Z K7	07-12	—	—	14-6387	—
SP500X/Z/D Dual Sport	81-83	—	—	14-6386	—
SP600F Dual Sport	1985	—	—	14-6386	—
DR650SL~SES Dual Sport	90-95	—	—	14-6386	—
DR650SE/SEL Dual Sport	96-12	—	—	14-6387	—

YAMAHA® STREET APPLICATION	YEAR	INTAKE VALVE	EXHST. VALVE	VALVE STEM SEAL	VALVE KEEPER
SR185H/J Exciter	81-82	14-4060	14-4064	14-6059	—
XC180 Riva	83-85	—	—	14-6059	—
XC200 Riva	87-91	—	—	14-6059	—
CP250V/W/X Morphous	06-08	—	—	14-5447	—
SR250G/H/J/TH Exciter	80-82	—	—	14-6057	—
SRX250T/TC	1987	—	—	14-1818	—
XS2D	1977	—	—	14-6057	—
XS360C/D/2D	76-77	—	—	14-6057	—
FZR400U/SUC~A/SAC	88-90	—	—	14-5443	—
XS400D/E/F/G/H	77-81	—	—	14-6057	—
XS400E/2F	78-79	—	—	14-6057	—
XS400J/K Maxim	82-83	—	—	14-6057	—
XS400R/J/RK Seca	82-83	—	—	14-6057	—
XS400SG/SH/SJ	80-82	—	—	14-6057	—
TA500/A Rockarm	73-74	—	—	14-1818	—
XP500Y/Z Tmax	09-10	—	—	14-6390	—
XS500B/C/D Rockarm	75-77	—	—	14-1818	—
XV500K Virago	1983	—	—	14-6057	—
XV535 Virago	90-00	—	—	14-6057	—
XV535T/TC/U/UC	87-88	—	—	14-6057	—
XV535A/AC Virago	1990	—	—	14-6057	—
XV535EC~HC Virago	93-00	—	—	14-6057	—
XJ550H/J/K Maxim	81-83	—	—	14-6059	—
XJ550R Seca	81-83	—	—	14-6059	—
XZ550R/J/RK Vision	82-83	—	—	14-6059	—
FZ6R	09-13	—	—	14-6059	—
FJ600L/LC/N/NC	84-85	—	—	14-6059	—
FZ600S~U/UC	86-88	—	—	14-6059	—
FZ600R FZ6 FZ6R	04-10	—	—	14-6390	—
FZR600	89-99	—	—	14-5443	—
FZS60YB FZ6	2009	—	—	14-5447	—
SRX600S/SC	1986	—	—	14-6057	—
YX600SC~AC Radian	86-90	—	—	14-6059	—
YZF600R	95-06	—	—	14-6390	—
YZF-R6	99-05	—	—	14-6390	—
YZF-R6S	06-09	—	—	14-6390	—
YZF-R6	06-13	—	—	14-5447	—
XJ650G/H/J/K Maxim	80-83	—	—	14-6057	—
XJ650 Seca Turbo	82-83	—	—	14-6057	—
XJ650R Seca	1982	—	—	14-6057	—
XVS650 V-Star	98-11	—	—	14-6057	—
XJ700N~SC Maxim	85-86	—	—	14-6057	—
TX750/A	73-74	—	—	14-6057	—
XJ750J/K/MK Maxim	82-83	—	—	14-6057	—
XJ750R Seca	81-83	—	—	14-6057	—
XS750D/2D/E/F	77-79	—	—	14-6057	—
XS750SE/SF Special	78-79	—	—	14-6057	—
YZF750	94-98	—	—	14-5443	—
XS850G/H	80-81	—	—	14-6057	—
XS850LG/LH Mid.Special	80-81	—	—	14-6057	—
XS850SG/SH Special	80-81	—	—	14-6057	—
TDM850D/DC/E/EC	92-93	—	—	14-1818	—
XJ900RK Seca	1983	—	—	14-6057	—
XV950 V-Star	09-13	—	—	14-6059	—
FZ1 FZS1000	01-10	—	—	14-6390-In 14-5447-Ex	—
FZR1000W/WC~GC	89-95	—	—	14-5443	—
GTS1000AE~AF	93-94	—	—	14-5443	—

YAMAHA® STREET APPLICATION	YEAR	INTAKE VALVE	EXHST. VALVE	VALVE STEM SEAL	VALVE KEEPER
YZF-R1	98-06	—	—	14-6390-In 14-5447-Ex	—
YZFR1	07-08	—	—	14-5447-Ex	—
FJ1100L/LC/N/NC	84-85	14-5180	14-5181	14-1818	—
XJ1100J Maxim	1982	—	—	14-6057	—
XS1100E/F/G/H	78-81	—	—	14-6057	—
XS1100LG/LH	80-81	—	—	14-6057	—
XS1100SF/SG/SH Special	79-81	—	—	14-6057	—
FJ1200S (all)	86-93	—	14-5181	14-1818	—
VMX12 V-Max	85-07	—	—	14-1818	—
XVS13CA Stryker	2011	—	—	14-6059	—
XVS13A/C V-Star	07-11	—	—	14-6059	—
XVS1300 V-Star	07-13	—	—	14-6059	—

YAMAHA® ATV APPLICATION	YEAR	INTAKE VALVE	EXHST. VALVE	VALVE STEM SEAL	VALVE KEEPER
YFM200 Moto-4	85-89	14-4060	14-4064	14-6059	—
YTM200 Tri-Moto	83-85	14-4060	14-4064	14-6059	—
YFM225S/T/J Moto-4	86-88	14-4060	14-4064	14-6059	—
YTM225DRN/S Tri-Moto	83-86	14-4060	14-4064	14-6059	—
YFU1W/TW Prohailer	1989	14-4060	14-4064	14-6059	—
YFB250 Timberwolf	92-00	14-4060	14-4064	14-6059	—
YFM25B Bruin 2WD	05-06	—	—	14-6059	—
YFM25B Big Bear 2WD	07-09	—	—	14-6059	—
YFM25R Raptor 250	08-11	—	—	14-6059	—
YFM250X Beartracker	07-09	—	—	14-6059	—
YFB250D~J Timberwolf	92-94	14-4060	14-4064	14-6059	—
YFB250FWF~FWM	94-00	14-4060	14-4064	14-6059	—
YFB250 Timberwolf	96-97	14-4060	14-4064	14-6059	—
YFB250U Timberwolf	98-00	14-4060	14-4064	14-6059	—
YFM250B Bruin	05-06	—	—	14-6059	—
YFM250W/A/B Moto-4	89-91	14-4060	14-4064	14-6059	—
YFM250W Moto-4	1998	—	—	14-6059	—
YFM250X Beartracker	99-04	14-4060	14-4064	14-6059	—
YFM250 Big Bear	07-09	—	—	14-6059	—
YFM25R Raptor 250	08-11	—	—	14-6059	—
YFM250X Beartracker	07-09	—	—	14-6059	—
YFB250D~J Timberwolf	92-94	14-4060	14-4064	14-6059	—
YFB250FWF~FWM	94-00	14-4060	14-4064	14-6059	—
YFB250 Timberwolf	96-97	14-4060	14-4064	14-6059	—
YFB250U Timberwolf	98-00	14-4060	14-4064	14-6059	—
YFM250B Bruin	05-06	—	—	14-6059	—
YFM250W/A/B Moto-4	89-91	14-4060	14-4064	14-6059	—
YFM250W Moto-4	1998	—	—	14-6059	—
YFM250X Beartracker	99-04	14-4060	14-4064	14-6059	—
YFM250 Big Bear	07-09	—	—	14-6059	—
YFM250 Raptor	08-11	—	—	14-6059	—
YFM350ER Moto-4	87-95	—	—	14-6057	—
YFM35 Bruin 2WD	04-06	—	—	14-6057	—
YFM35F Bruin 4WD	04-06	—	—	14-6057	—
YFM35FG Grizzly	07-11	—	—	14-6057	—
YFM35X Wolverine 2WD	06-09	—	—	14-6057	—
YFM350FW Big Bear 4WD	87-99	—	—	14-6057	—
YFM350FX Wolverine	95-10	—	—	14-6057	—
YFM350R Raptor 350	04-11	—	—	14-6057	—
YFM350U Big Bear 2WD	96-99	—	—	14-6057	—
YFM350X Warrior	87-04	—	—	14-6057	—
YFM350ERT~ERA Moto-4	87-90	—	—	14-6057	—
YFM350 Moto-4	92-95	—	—	14-6057	—
YFM350F BigBear	87-99	—	—	14-6057	—
YFM35 Bruin	04-06	—	—	14-6057	—
YFM350FG Grizzly	07-11	—	—	14-6057	—
YFM350 Wolverine	95-08	—	—	14-6057	—
YFM35 Raptor	04-11	—	—	14-6057	—
YFM350XT~XR Warrior	87-04	—	—	14-6057	—
YFP350F Terrapro	1988	—	—	14-6057	—
YFM400FG Grizzly	2000	—	—	14-6057	—
YFM400FG Grizzly	07-08	—	—	14-6057	—
YFM400F YFM4F Kodiak	02-06	—	—	14-6057	—
YFM400F/A Kodiak	93-01	—	—	14-6057	—

EQUIPMENT & TOOLS

YAMAHA® ATV APPLICATION	YEAR	INTAKE VALVE	EXHST. VALVE	VALVE STEM SEAL	VALVE KEEPER
YFM400 YFM4F Kodiak	02-06	—	—	14-6057	—
YFM400F/S Big Bear	00-11	—	—	14-6057	—
YFM400 Big Bear 2WD	00-04	—	—	14-6057	—
YFM400A Kodiak 2WD	00-02	—	—	14-6057	—
YFM400A Kodiak 2WD	03-04	—	—	14-6057	—
YFM400FA Kodiak 4WD	93-02	—	—	14-6057	—
YFM400FA Kodiak 4WD	03-06	—	—	14-6057	—
YFM400FM Big Bear 4WD	99-11	—	—	14-6057	—
YFM45FX Wolverine	06-08	—	—	14-6057	—
YFM45FA Kodiak 4WD	03-06	—	—	14-6057	—
YXR45F Rhino 450	06-09	—	—	14-6057	—
FM450FG Grizzly	07-11	—	—	14-6057	—
YFM450F YFM4F Kodiak	03-06	—	—	14-6057	—
YFM450 Wolverine	06-10	—	—	14-6057	—
YFZ450LES YFZ450F	2004	—	—	14-5447-In	—
YFZ450R	09-11	—	—	14-5447-In	—
YFZ450S YFZ450	04-09	—	—	14-5447-In	—
YFZ450W	2007	—	—	14-5447-In	—
YFZ450X	08-11	—	—	14-5447-In	—
YXR45F Rhino	06-09	—	—	14-6057	—
YFM500F Grizzly	09-11	—	—	14-6059	—
YFM5FG Grizzly 550	09-11	—	—	14-6059	—
YFM600F Grizzly	98-01	—	—	14-6057	—
YFM660F Grizzly	02-08	—	—	14-6059	—
YFM660R Raptor	01-05	—	—	14-6059	—
YXR660F YXR66F Rhino	04-07	—	—	14-6059	—
YFM7FG Grizzly	07-11	—	—	14-6059	—
YFM7FG Grizzly 700	07-11	—	—	14-6059	—
YFM70R Raptor 700	06-11	—	—	14-6059	—
YXR7F Rhino 700	08-11	—	—	14-6059	—
YXR70F YXR7F Rhino	08-11	—	—	14-6059	—
YFM700R 70R 7R Raptor	06-11	—	—	14-6059	—

HARD PARTS

CARB & FUEL

IGNITION/ELECTRICAL

CONTROL

SUSPENSION

ACCESSORIES

MARINE

YAMAHA® DUAL SPORT/OFFROAD APPLICATION	YEAR	INTAKE VALVE	EXHST. VALVE	VALVE STEM SEAL	VALVE KEEPER
TT-R90/E Offroad	01-07	—	—	14-5443	—
TT-R90R	2003	—	—	14-5447	—
DT125A/B	74-75	—	—	14-6057	—
XT125J/K/KC Dual Sport	82-83	—	—	14-6059	—
BW200 Big wheel	85-88	14-4060	14-4064	14-6059	—
TW200 Trailway	87-04	14-4060	14-4064	14-6059	—
TW200 Trailway	05-11	—	—	14-6059	—
XT200J/K/KC Dual Sport	82-83	14-4060	14-4064	14-6059	—
TT225S/T	86-87	14-4060	14-4064	14-6059	—
TT-R225	99-04	14-4060	14-4064	14-6059	—
XT225 Serow	92-00	14-4060	14-4064	14-6059	—
XT225	01-07	14-4060	14-4064	14-6059	—
TTR230	05-11	—	—	14-6059	—
TT250G/H/J	80-82	—	—	14-6057	—
WR250F	01-11	—	—	14-6390	—
		—	—	14-5447	—
XT250G/H/J/K/KC Dual	80-83	—	—	14-6057	—
XT250L/LC Dual Sport	1984	—	—	14-1818	—
XT250	08-11	—	—	14-6059	—
YZ250F	01-11	—	—	14-6390	—
		—	—	14-5447	—
BW350T/U Bigwheel	87-88	—	—	14-6057	—
TT350S/T	86-87	—	—	14-1818	—
XT350N~MC Dual	85-00	—	—	14-1818	—
WR400FK/FL/FM	98-00	—	—	14-5447	—
YZ400FK/FL	98-99	—	—	14-5447	—
WR426FN/FP	01-02	—	—	14-5447	—
YZ426FM/FN/FP	00-02	—	—	14-5447	—
WR450F	03-11	—	—	14-5447	—
YZ450F	03-11	—	—	14-5447	—
YZ450FA/FZ	10-11	—	—	14-1818	—
XT550J/K Dual Sport	82-83	—	—	14-6057	—
TT600K/L/N/S	83-86	—	—	14-6057	—
XT600L/LC~EG/EGC	84-95	—	—	14-6057	—

YAMAHA® WATER SPORTS/ SNOW MOBILE APPLICATION	YEAR	INTAKE VALVE	EXHST. VALVE	VALVE STEM SEAL	VALVE KEEPER
PZ50 Phazer/Venture Lite	07-11	—	—	14-6390	—
FX10 FX1000 (all)	02-08	—	—	14-6390	—
		—	—	14-5447	—
RX10J/K/H/G/L/R (all)	03-10	—	—	14-6390	—
		—	—	14-5447	—
RXW10J/K (all)	06-10	—	—	14-6390	—
		—	—	14-5447	—
SRT1000 (all)	03-06	—	—	14-6390	—
		—	—	14-5447	—
FRT1100 (all)	06-11	—	—	14-6390	—
		—	—	14-5447	—
FX1100 (all)	04-08	—	—	14-6390	—
		—	—	14-5447	—
SRT1100 (all)	05-06	—	—	14-6390	—
		—	—	14-5447	—
SXT1100 (all)	05-09	—	—	14-6390	—
		—	—	14-5447	—
VX1100 (all)	05-11	—	—	14-6390	—
		—	—	14-5447	—
FX1800 Waverunner	08-11	—	—	14-1818	—
FY1800 Waverunner	09-11	—	—	14-1818	—
GX1800 Waverunner	09-11	—	—	14-1818	—
SXT1800 (all)	10-11	—	—	14-1818	—



## SPECIAL ORDER ANY KIBBLEWHITE PRODUCT

K&L is proud to offer all products from Kibblewhite Precision Machining, Inc. as part of our dropship program. KPML® offers a complete line of performance and restoration valvetrain component systems for most powersports vehicles.



## KAWASAKI TACH SEAL KIT

Made in Japan. 4 pc. Tach Seal Kit contains the following parts:

- 15-2435** Kawasaki Tach Seal Kit
- 15-2444** 92050-075 Seal only pk/10

### KAWASAKI®

92055-1149	O-ring, Tach
92050-075	Tach Oil Seal
92065-103	Tach Gasket
92087-010	Tach Guide
KZ550A/C	80-81
KZ650B/C/D/E/F/H	77-81
KZ750E1/E2	80-81
KZ750H1/H2 LTD	80-81
KZ900A/B /Ltd	76-77
KZ1000 (all)1015cc motors	77-78
KZ1300A/B	79-82



15-2435



15-2444

## PERSONAL WATERCRAFT CONNECTING ROD KITS

These high quality Japanese made precision kits include connecting rod, lower end bearing, crank pin, thrust washers and piston pin bearing. **Made in Japan.**

- 11-8833** Personal Watercraft Connecting Rod Kits

### KAWASAKI®

JS300A1/A2/A3/A4/A5 300SX	87-91
JS300B1/B2/B3	86-88



11-8833

## PISTON RINGS FOR STREET

Made in Japan by TP (Teikou) & NPR to OEM specifications. Each set contains rings for one piston. Std sizes only.

### HONDA®

<b>11-5005</b>	13011-300-024	STD
	CB750 (SOHC K Models, Not "F" Supersport)	71-76
<b>11-5010</b>	13011-425-004	STD
	CB750 (DOHC) K/C "Custom" /F "Supersport"	79-83
<b>11-2877</b>	13011-438-004	STD
	CB900 (DOHC) C "Custom" /F "Supersport"	80-82
	CBX (1000)	79-82



11-5005

## MOTION PRO PISTON PIN PULLER

- Pin adapters made of 6061 aluminum
- Fits 12mm (1/2") - 24mm (1")
- Works on full/short skirt pistons

- 35-5964** Piston Pin Puller



35-5964

## PISTON BASE HOLDERS

Sold each.

- 35-9810** 3/16" thick x 5-1/4" length
- 35-9811** 1/2" thick x 6-3/4" length



35-9810

## PISTON RING FILER

File piston rings with this portable rotary file. Use to accurately size any make or diameter ring.

- 35-8725** Piston Ring Filer



35-8725

## VALVE STEM SEAL INSTALLERS

Designed for the installation of Valve Stem Seals on modern Shim Under Bucket 4-stroke Street, ATV and Dirtbike heads. These tools can hold up to 4 Valve Stem Seals and load them onto the valve guides in under 15 seconds. Sold each.

- 35-2707** Valve Stem Seal Installer Set of 4
- 35-2771** Valve Stem Seal Installers (4.0)
- 35-2773** Valve Stem Seal Installer (4.5)
- 35-2776** Valve Stem Seal Installer (5.0)
- 35-2778** Valve Stem Seal Installer (5.0 Hayabusa)



35-2707

### KAWASAKI®

<b>11-2982</b>	13008-5012	STD
	KZ250D1/D2 LTD & CSR	80-81
	KZ250G1	1982
	KZ250L1 CSR	1982
<b>11-2980</b>	13008-5005	STD
	Z1/A/B-900	73-75
	KZ900A4/A5	76-77
	KZ900B1 LTD	1976
<b>11-2982</b>	13008-5012	STD
	KZ1000A1/A2	77-78
	KZ1000A3/A4 MKII	79-80
	KZ1000B1~B4 LTD	77-80
	KZ1000C1~C4 Police	78-81
	KZ1000D1 Z1R	1978
	KZ1000D3 Z1R	1980
	KZ1000E1/E2 Shaft ST	79-80
	KZ1000G1 LTD Classic	1980
<b>11-2972</b>	13008-5035	STD
	KZ1000J1/J2/J3	81-83
	KZ1000K1/K2 LTD	81-82
	KZ1000M1/M2 CSR	81-82
	KZ1000P1 Police	1982
	KZ1000R1 Replica	1982
<b>11-2984</b>	13008-5037	STD
	KZ1100A1/A2/A3 Shaft	81-83
	KZ1100B1/B2 GPz	81-82
	KZ1100D1/D2 Spectre	82-83

EQUIPMENT & TOOLS

HARD PARTS

CARB & FUEL

IGNITION/ELECTRICAL

CONTROL

SUSPENSION

ACCESSORIES

MARINE



## CAM CHAINS

High quality Cam Chains that are **Made in Japan** for K&L Supply. Cam Chains listed are sold each and do not include Master Link. Master Links are sold **EACH** and in **pk/10**. **IMPORTANT NOTE: ALL CAM CHAINS LISTED ARE ENDLESS. MASTER LINKS LISTED FIT K&L CAM CHAINS ONLY.**

CAM CHAIN DESCRIPTION	CAM CHAIN	MASTER LINK-EA	MASTER LINK-PK/10
25H x 86	12-8086	12-1200	12-0199
25H x 88	12-8088	12-1200	12-0199
25S x 90	12-0445	12-1200	12-0199
25H x 98	12-8110	12-1200	12-0199
25H x 100	12-8100	12-1200	12-0199
25H x 104	78-8770	12-1200	12-0199
BF05M x 90	12-0368	12-0361	12-0351
BF05M x 92L	12-0377	12-0361	12-0351
BF05M x 106	12-0431	12-0361	12-0351
BF05M x 118	12-7249	12-0361	12-0351
BF05M x 122	12-0419	12-0361	12-0351
BF05T x 90	12-0363	12-0360	12-0350
BF05T x 118	12-4977	12-0360	12-0350
219H x 88	12-8089	12-1217	12-8073
219H x 94	12-8094	12-1217	12-8073
219H x 106	12-8095	12-1217	12-8073
219FTH x 110L	12-0421	—	—
219H x 120	12-8097	12-1217	12-8073
219H x 122	12-8098	12-1217	12-8073
219H x 124	12-8099	12-1217	12-8073
219H x 128	12-8103	12-1217	12-8073
81RH2515 x 114	12-7228	—	—
81RH2515 x 118	12-7215	—	—
82RH2010 x 102	12-0427	12-0367	12-0352
82RH2010 x 108	12-0423	12-0367	12-0352
82RH2010 x 110	12-0406	12-0367	12-0352
82RH2010 x 112	12-0495	12-0367	12-0352
82RH2010 x 118	12-0399	12-0367	12-0352
82RH2010 x 124	12-7186	12-0367	12-0352
82RH2010 x 128	12-7190	12-0367	12-0352
82RH2010 x 136	12-0378	12-0367	12-0352
82RH2010 x 142	12-7240	12-0367	12-0352
82RH2010 x 144	12-7233	12-0367	12-0352
82RH2010 x 158	12-0412	12-0367	12-0352
82RH2015 x 82 cam to cam	12-0428	12-0409	12-0353
82RH2015 x 102	12-0390	12-0409	12-0353
82RH2015 x 104	12-0394	12-0409	12-0353
82RH2015 x 108	12-0395	12-0409	12-0353
82RH2015 x 110	12-8116	12-0409	12-0353
82RH2015 x 112	12-0401	12-0409	12-0353
82RH2015 x 114	12-0379	12-0409	12-0353
82RH2015 x 118	12-0400	12-0409	12-0353
82RH2015 x 120	12-8132	12-0409	12-0353
82RH2015 x 124	12-8136	12-0409	12-0353
82RH2015 x 126	12-8137	12-0409	12-0353
82RH2015 x 128	12-8141	12-0409	12-0353
82RH2015 x 130	12-7239	12-0409	12-0353



CAM CHAIN DESCRIPTION	CAM CHAIN	MASTER LINK-EA	MASTER LINK-PK/10
82RH2015 x 132	12-0425	12-0409	12-0353
82RH2015 x 136	12-0369	12-0409	12-0353
82RH2015 x 144	12-0437	12-0409	12-0353
82RH2015 x 148	12-8138	12-0409	12-0353
82RH2015 x 150	12-0408	12-0409	12-0353
82RH2015 x 152	12-0370	12-0409	12-0353
82RH2015 x 154	12-8142	12-0409	12-0353
82RH2015 x 156	12-0407	12-0409	12-0353
82RH2015 x 174	12-0417	12-0409	12-0353
92RH2010 x 128	12-7210	12-0413	12-0362
92RH2010 x 92	12-7238	12-0413	12-0362
92RH2010 x 114	12-7170	12-0413	12-0362
92RH2010 x 118	12-7193	12-0413	12-0362
92RH2010 x 122	12-7194	12-0413	12-0362
92RH2010 x 124	—	12-0413	12-0362
92RH2010 x 144	12-7230	12-0413	12-0362
92RH2015 x 92	12-0418	12-0415	12-0365
92RH2015 x 98	12-7247	12-0415	12-0365
92RH2015 x 104	12-7165	12-0415	12-0365
92RH2015 x 112	12-7169	12-0415	12-0365
92RH2015 x 116	12-0429	12-0415	12-0365
92RH2015 x 120	12-7237	12-0415	12-0365
92RH2015 x 122	12-0424	12-0415	12-0365
92RH2015 x 124	12-7195	12-0415	12-0365
92RH2015 x 126	12-7196	12-0415	12-0365
92RH2015 x 130	12-7199	12-0415	12-0365
92RH2015 x 132	12-7229	12-0415	12-0365
92RH2015 x 134	12-7222	12-0415	12-0365
92RH2015 x 136	12-7250	12-0415	12-0365
92RH2015 x 148	12-7207	12-0415	12-0365
92RH2015 x 174	12-7212	12-0415	12-0365
92RH2020 x 152	12-7198	—	—
98XRH2010 x 118	12-7180	—	—
98XRH2010 x 116	12-7211	—	—
98XRH2010 x 124	12-7178	—	—
98XRH2015 x 124	12-7227	—	—
98XRH2020 x 122	12-7251	—	—

## CAM CHAIN APPLICATIONS

HONDA® STREET APPLICATION	YEAR	CAM CHAIN	MASTER LINK-EA	MASTER LINK-PK/10
CB100	70-75	12-8100	12-1200	12-0199
NSF100	2006	12-0445	12-1200	12-0199
CB125	73-85	12-8100	12-1200	12-0199
CA72 Dream Touring	60-66	12-8094	12-1217	12-8073
CB/CL72 250	61-66	12-8094	12-1217	12-8073
CA/CB/CL77 305	60-69	12-8094	12-1217	12-8073
CB/CL/SL350	68-73	12-8094	12-1217	12-8073
XL350R	84-85	12-0395	12-0409	12-0353
CB400 Twins (all)	78-81	12-8116	12-0409	12-0353
CB450 Super Sport	65-68	12-8103	12-1217	12-8073
CB450K1~K7 Super Sport 450	68-74	12-8103	12-1217	12-8073
CL450K1~K6 Scrambler	68-74	12-8103	12-1217	12-8073
CB/CM450 Twins (all)	82-87	12-8116	12-0409	12-0353
CB500K/K1/K2	71-73	12-8089	12-1217	12-8073

HONDA® STREET APPLICATION	YEAR	CAM CHAIN	MASTER LINK-EA	MASTER LINK-PK/10
CB500T (DOHC Twin)	75-76	12-8103	12-1217	12-8073
FT500 Ascot	82-83	12-8132	12-0409	12-0353
GB500	89-90	12-0399	12-0367	12-0352
CB550K	74-77	12-8089	12-1217	12-8073
CB550F Super Sport	75-77	12-8089	12-1217	12-8073
CB600F	04-06	12-0429	12-0415	12-0365
CBR600F Hurricane	87-90	12-8137	12-0409	12-0353
CBR600F2/F3/F4i Hurricane	91-06	12-0429	12-0415	12-0365
CBR600RR/RA	03-12	12-0429	12-0415	12-0365
VT600C Shadow VLX (all)	88-07	12-0399	12-0367	12-0352
XL600R	83-87	12-0400	12-0409	12-0353
CB650 SOHC	79-82	12-0401	12-0409	12-0353
CB650C Custom SOHC	80-82	12-0401	12-0409	12-0353
CB650SC Nighthawk	83-85	12-0437	12-0409	12-0353

<b>HONDA® STREET APPLICATION</b>	<b>YEAR</b>	<b>CAM CHAIN</b>	<b>MASTER LINK-EA</b>	<b>MASTER LINK-PK/10</b>
NT650 Hawk GT	88-91	12-0399	12-0367	12-0352
NT700	2010	12-7193	12-0413	12-0362
VF700C V45 Magna	84-87	12-8138	12-0409	12-0353
VF700F Interceptor	84-85	12-8138	12-0409	12-0353
VF700S Sabre	84-85	12-8138	12-0409	12-0353
VT700C Shadow	84-87	12-8141	12-0409	12-0353
CB750 Nighthawk	91-03	12-8094	12-0409	12-0353
CB750A Automatic	76-78	12-8094	12-1217	12-8073
CB750C Custom (cam to crank)	80-82	12-8136	12-0409	12-0353
CB750C Custom (cam to cam)	80-82	12-0428	12-0409	12-0353
CB750F Super Sport	76-78	12-8094	12-1217	12-8073
CB750F Super Sport (cam to crank)	79-82	12-8136	12-0409	12-0353
CB750F Super Sport (cam to cam)	79-82	12-0428	12-0409	12-0353
CB750K	69-78	12-8094	12-1217	12-8073
CB750K (cam to crank)	79-82	12-8136	12-0409	12-0353
CB750K (cam to cam)	79-82	12-0428	12-0409	12-0353
CB750L LTD (cam to crank)	1979	12-8136	12-0409	12-0353
CB750L LTD (cam to cam)	1979	12-0428	12-0409	12-0353
CB750SC Nighthawk (cam to crank)	82-83	12-8136	12-0409	12-0353
CB750SC Nighthawk (cam to cam)	82-83	12-0428	12-0409	12-0353
VF750C V45 Magna	82-83	12-8138	12-0409	12-0353
VF750C V45 Magna	1988	12-8138	12-0409	12-0353
VF750F V45 Interceptor	83-84	12-8138	12-0409	12-0353
VF750S V45 Sabre	82-83	12-8138	12-0409	12-0353
VT750C Shadow	98-00	12-0399	12-0367	12-0352
VT750C Shadow	1983	12-8141	12-0409	12-0353
VT750 Shadow (all)	00-11	12-7193	12-0413	12-0362
PC800 Pacific Coast	89-98	12-8141	12-0409	12-0353
VT800C Shadow	1988	12-8141	12-0409	12-0353
CB900F/C Custom (cam to crank)	80-82	12-8037	12-0409	12-0353
CB900F/C Custom (cam to cam)	80-82	12-0428	12-0409	12-0353
CB900F	02-07	12-7196	12-0415	12-0365
CBR900RR	93-99	12-7196	12-0415	12-0365
CBR900RR	00-03	12-7195	12-0415	12-0365
CB1000	94-95	12-0408	12-0409	12-0353
CB1000C Custom (cam to crank)	1983	12-8137	12-0409	12-0353
CB1000C Custom (cam to cam)	1983	12-0428	12-0409	12-0353
CB1000R	11-13	12-7195	12-0415	12-0365
CBR1000F Hurricane	87-96	12-0408	12-0409	12-0353
CBR1000RR	04-07	12-7196	12-0415	12-0365
CBX1000 (cam to crank)	79-82	12-8132	12-0409	12-0353
CBX1000 (cam to cam)	79-82	12-0428	12-0409	12-0353
VF1000F Interceptor	1984	12-8098	12-1217	12-8073
VTR1000F Superhawk	98-05	12-7198		
CB1100F Super Sport (crank to cam)	1983	12-8137	12-0409	12-0353
CB1100F Super Sport (cam to cam)	1983	12-0428	12-0409	12-0353
CBR1100XX Blackbird	97-04	12-7199	12-0415	12-0365
VF1100C V65 Magna	83-86	12-8142	12-0409	12-0353
VF1100S V65 Sabre	84-85	12-8142	12-0409	12-0353
VT1100C Shadow 1100	85-07	12-0369	12-0409	12-0353
GL1800 Goldwing	02-10	12-7193	12-0413	12-0362
NRX1800 Valkyrie Rune	04-05	12-7193	12-0413	12-0362
VTX1800C	02-08	12-7207	12-0415	12-0365
<b>HONDA® ATV APPLICATION</b>	<b>YEAR</b>	<b>CAM CHAIN</b>	<b>MASTER LINK-EA</b>	<b>MASTER LINK-PK/10</b>
ATC90/K1/K2/K3	70-78	12-8086	12-1200	12-0199
ATC110	79-85	12-8088	12-1200	12-0199
ATC185	80-83	12-8100	12-1200	12-0199
ATC200/E/ES/M/S/X	81-87	12-8100	12-1200	12-0199
TRX200 Fourtrax	1984	12-8100	12-1200	12-0199
TRX200/D Fourtrax	90-97	12-8100	12-1200	12-0199
ATC250ES Big Red	85-87	12-8116	12-0409	12-0353
ATC250SX	85-87	12-8116	12-0409	12-0353
TRX250/X Fourtrax 250 /250X	87-92	12-0406	12-0367	12-0352
TRX300/X/EX/FW Fourtrax (all)	88-09	12-0406	12-0367	12-0352
ATC350X	85-86	12-0379	12-0409	12-0353
TRX350 Fourtrax 4x4	86-87	12-0379	12-0409	12-0353
TRX350D Fourtrax Foreman 4x4	87-89	12-0379	12-0409	12-0353
TRX400EX/X 400EX	99-09	12-0495	12-0367	12-0352

<b>HONDA® ATV APPLICATION</b>	<b>YEAR</b>	<b>CAM CHAIN</b>	<b>MASTER LINK-EA</b>	<b>MASTER LINK-PK/10</b>
TRX450R/ER	06-12	12-7169	12-0415	12-0365
<b>HONDA® DUAL SPORT/OFFROAD APPLICATION</b>	<b>YEAR</b>	<b>CAM CHAIN</b>	<b>MASTER LINK-EA</b>	<b>MASTER LINK-PK/10</b>
XL75	77-79	12-8086	12-1200	12-0199
XR75/K1/K2 & XR75	73-78	12-8086	12-1200	12-0199
CRF80F	04-12	12-8088	12-1200	12-0199
XL80S	80-85	12-8088	12-1200	12-0199
XR80	79-84	12-8088	12-1200	12-0199
XR80R	85-03	12-8088	12-1200	12-0199
CT90 Trail 90	66-79	12-8086	12-1200	12-0199
SL90 Moto Sport	1969	12-8086	12-1200	12-0199
ST90K/K1/K2 Trail Sport 90	73-75	12-8086	12-1200	12-0199
CRF100F	04-12	12-0445	12-1200	12-0199
SL100K/K1/K2/K3 Moto Sport	70-73	12-8100	12-1200	12-0199
XL100	70-75	12-8100	12-1200	12-0199
XL100	76-78	12-8110	12-1200	12-0199
XL100S	79-85	12-0445	12-1200	12-0199
XR100/100R	81-03	12-0445	12-1200	12-0199
CT125 Trail 125	1977	12-8110	12-1200	12-0199
SL125/K1/K2 Moto Sport	71-73	12-8100	12-1200	12-0199
TL125/K1/K2/S Trials	73-76	12-8100	12-1200	12-0199
XL125/K1	74-75	12-8100	12-1200	12-0199
XL125 & XL125S	76-85	12-8110	12-1200	12-0199
XL175	73-78	12-8089	12-1217	12-8073
XL185S	79-83	12-8100	12-1200	12-0199
XR185	1979	12-8100	12-1200	12-0199
TLR/TR200	86-87	12-8100	12-1200	12-0199
XL200R	83-84	12-8100	12-1200	12-0199
XR200	80-84	12-8100	12-1200	12-0199
XR200R	81-83	12-8100	12-1200	12-0199
XR200R	86-02	12-8100	12-1200	12-0199
CRF250	04-09	12-7165	12-0415	12-0365
CRF250R	04-09	12-7165	12-0415	12-0365
CRF250X	04-12	12-7165	12-0415	12-0365
TL250	75-76	12-8094	12-1217	12-8073
XL250K/K1/K2 Moto Sport	72-76	12-8094	12-1217	12-8073
XL250S	78-81	12-0394	12-0409	12-0353
XL250R	82-83	12-0394	12-0409	12-0353
XL250R	84-87	12-0390	12-0409	12-0353
XR250L	91-96	12-0390	12-0409	12-0353
XR250	79-80	12-0394	12-0409	12-0353
XR250R	81-82	12-0394	12-0409	12-0353
XR250R	84-95	12-0390	12-0409	12-0353
XR250R	96-04	12-0427	12-0367	12-0352
SL350/K1/K2 Moto Sport	69-73	12-8094	12-1217	12-8073
XL350R	84-85	12-0395	12-0409	12-0353
XR350R	83-85	12-0395	12-0409	12-0353
XR400R	96-04	12-0495	12-0367	12-0352
CRF450	02-09	12-7169	12-0415	12-0365
CRF450R	02-08	12-7169	12-0415	12-0365
CRF450X	05-12	12-7169	12-0415	12-0365
XL500S & XL500R	79-82	12-8132	12-0409	12-0353
XR500 /R	79-82	12-8132	12-0409	12-0353
XR500R	83-84	12-0400	12-0409	12-0353
XL600R	83-87	12-0400	12-0409	12-0353
XL600V Transalp	89-90	12-0399	12-0367	12-0352
XR600R	85-87	12-0400	12-0409	12-0353
XR600R	89-00	12-0399	12-0367	12-0352
NX650	88-89	12-0399	12-0367	12-0352
XR650L	93-12	12-0399	12-0367	12-0352
XR650R	00-07	12-7194	12-0413	12-0362



<b>SUZUKI® STREET APPLICATION</b>	<b>YEAR</b>	<b>CAM CHAIN</b>	<b>MASTER LINK-EA</b>	<b>MASTER LINK-PK/10</b>
SP100D Dual Sport	1983	<b>12-8110</b>	<b>12-1200</b>	<b>12-0199</b>
DR125SER/SES/SET Dual Sport	94-96	<b>12-8110</b>	<b>12-1200</b>	<b>12-0199</b>
GN125E	91-97	<b>12-8110</b>	<b>12-1200</b>	<b>12-0199</b>
GN125Z/D	82-83	<b>12-8110</b>	<b>12-1200</b>	<b>12-0199</b>
GN125EM/EN/EP/ER/ES	91-95	<b>12-8110</b>	<b>12-1200</b>	<b>12-0199</b>
SP125Z/D Dual Sport	82-83	<b>12-8110</b>	<b>12-1200</b>	<b>12-0199</b>
SP125G/H/J Dual Sport	86-88	<b>12-8110</b>	<b>12-1200</b>	<b>12-0199</b>
GZ250	99-09	<b>12-0401</b>	<b>12-0409</b>	<b>12-0353</b>
GN250Z/D	82-83	<b>12-0401</b>	<b>12-0409</b>	<b>12-0353</b>
GN250F	1985	<b>12-0401</b>	<b>12-0409</b>	<b>12-0353</b>
GN250J	1988	<b>12-0401</b>	<b>12-0409</b>	<b>12-0353</b>
GZ250X/Y/K1/K2	99-02	<b>12-0401</b>	<b>12-0409</b>	<b>12-0353</b>
SP250Z/D Dual Sport	82-83	<b>12-0401</b>	<b>12-0409</b>	<b>12-0353</b>
SP250F Dual Sport	1985	<b>12-0401</b>	<b>12-0409</b>	<b>12-0353</b>
AN400 AN400S	03-06	<b>12-0423</b>	<b>12-0367</b>	<b>12-0352</b>
AN400 Burgman	07-12	<b>12-0378</b>	<b>12-0367</b>	<b>12-0352</b>
AN400/S Burgman (Scooter)	03-06	<b>12-0423</b>	<b>12-0367</b>	<b>12-0352</b>
AN400/A/Z Burgman (Scooter)	07-12	<b>12-0378</b>	<b>12-0367</b>	<b>12-0352</b>
DR-2400S Dual Sport	00-12	<b>12-7190</b>	<b>12-0367</b>	<b>12-0352</b>
DR-2400SM Supermoto	05-09	<b>12-7190</b>	<b>12-0367</b>	<b>12-0352</b>
GS400B/XB/C/XC	77-78	<b>12-8097</b>	<b>12-1217</b>	<b>12-8073</b>
GS425N/EN/LN	1979	<b>12-8097</b>	<b>12-1217</b>	<b>12-8073</b>
GS450 Twins (all)	80-88	<b>12-8097</b>	<b>12-1217</b>	<b>12-8073</b>
SP500X/Z/D Dual Sport	81-83	<b>12-8136</b>	<b>12-0409</b>	<b>12-0353</b>
GS500/E/F	89-09	<b>12-8097</b>	<b>12-1217</b>	<b>12-8073</b>
GSF600S Bandit	95-03	<b>12-0437</b>	<b>12-0409</b>	<b>12-0353</b>
GSX600F Katana	97-06	<b>12-0437</b>	<b>12-0409</b>	<b>12-0353</b>
GSX-R600W	92-23	<b>12-0421</b>	——	——
GSX-R600WP	92-93	<b>12-0421</b>	——	——
GSX-R600V/W/X/Y	97-00	<b>12-8141</b>	<b>12-0409</b>	<b>12-0353</b>
GSX-R600	01-11	<b>12-8132</b>	<b>12-0409</b>	<b>12-0353</b>
SP600F Dual Sport	1985	<b>12-8136</b>	<b>12-0409</b>	<b>12-0353</b>
RF600R	94-96	<b>12-0421</b>	——	——
RF600RT	94-96	<b>12-0421</b>	——	——
AN650/A Burgman	03-11	<b>12-0378</b>	<b>12-0367</b>	<b>12-0352</b>
DL650 V-Strom	04-05	<b>12-0378</b>	<b>12-0367</b>	<b>12-0352</b>
DL650/A V-Strom	04-12	<b>12-0378</b>	<b>12-0367</b>	<b>12-0352</b>
DR650S Dual Sport	90-93	<b>12-8136</b>	<b>12-0409</b>	<b>12-0353</b>
DR650S Dual Sport	94-95	<b>12-8136</b>	<b>12-0409</b>	<b>12-0353</b>
DR650S Dual Sport	96-04	<b>12-7237</b>	<b>12-0415</b>	<b>12-0365</b>
DR650SE Dual Sport	96-12	<b>12-7237</b>	<b>12-0415</b>	<b>12-0365</b>
GS650	81-83	<b>12-8097</b>	<b>12-1217</b>	<b>12-8073</b>
GS650MD Katana	1983	<b>12-8097</b>	<b>12-1217</b>	<b>12-8073</b>
LS650 Savage	86-88	<b>12-0425</b>	<b>12-0409</b>	<b>12-0353</b>
LS650 Savage	95-11	<b>12-0425</b>	<b>12-0409</b>	<b>12-0353</b>
SV650/650S/SA	99-08	<b>12-0378</b>	<b>12-0367</b>	<b>12-0352</b>
XN85D Turbo	1983	<b>12-8097</b>	<b>12-1217</b>	<b>12-8073</b>
GS700EF/ESF	1985	<b>12-8097</b>	<b>12-1217</b>	<b>12-8073</b>
VS700G Intruder	86-87	<b>12-8141</b>	<b>12-0409</b>	<b>12-0353</b>
GS750B/C/EC/N/EN	77-79	<b>12-8097</b>	<b>12-1217</b>	<b>12-8073</b>
GS750ET/EX/EZ	80-82	<b>12-0419</b>	<b>12-0361</b>	<b>12-0351</b>
GS750ED/ESD	1983	<b>12-8097</b>	<b>12-1217</b>	<b>12-8073</b>
GS750LN	1979	<b>12-8097</b>	<b>12-1217</b>	<b>12-8073</b>
GS750LT/LX	80-81	<b>12-0419</b>	<b>12-0361</b>	<b>12-0351</b>
GS750SD Katana	1983	<b>12-0419</b>	<b>12-0361</b>	<b>12-0351</b>
GS750TZ/TD	82-83	<b>12-0419</b>	<b>12-0361</b>	<b>12-0351</b>
GSX750F Katana	98-05	<b>12-0437</b>	<b>12-0409</b>	<b>12-0353</b>
GSX-R750W	93-95	<b>12-0421</b>	——	——
GSX-R750WS	93-95	<b>12-0421</b>	——	——
GSX-R750T/V/W/X	96-99	<b>12-8141</b>	<b>12-0409</b>	<b>12-0353</b>
GSX-R750	00-05	<b>12-8137</b>	<b>12-0409</b>	<b>12-0353</b>
GSX-R750	06-11	<b>12-8132</b>	<b>12-0409</b>	<b>12-0353</b>
VS750GLPJ/K/L/M Intruder	88-91	<b>12-8141</b>	<b>12-0409</b>	<b>12-0353</b>
VS800GL Intruder	92-09	<b>12-8141</b>	<b>12-0409</b>	<b>12-0353</b>
VS800GLN/GLP/GLR/GLS	92-95	<b>12-8141</b>	<b>12-0409</b>	<b>12-0353</b>
VL800 Volusia (Rear Cyl)	01-09	<b>12-8141</b>	<b>12-0409</b>	<b>12-0353</b>
VX800L/M/N/P	90-93	<b>12-8141</b>	<b>12-0409</b>	<b>12-0353</b>
VZ800 Marauder	97-04	<b>12-8141</b>	<b>12-0409</b>	<b>12-0353</b>
VZ800 Marauder (Rear Cyl)	05-09	<b>12-8141</b>	<b>12-0409</b>	<b>12-0353</b>
GS850G	79-83	<b>12-8097</b>	<b>12-1217</b>	<b>12-8073</b>

<b>SUZUKI® STREET APPLICATION</b>	<b>YEAR</b>	<b>CAM CHAIN</b>	<b>MASTER LINK-EA</b>	<b>MASTER LINK-PK/10</b>
DL1000 V-Strom	02-12	<b>12-7238</b>	<b>12-0413</b>	<b>12-0362</b>
GS1000	78-81	<b>12-8097</b>	<b>12-1217</b>	<b>12-8073</b>
GS1000SZ Katana	1982	<b>12-8097</b>	<b>12-1217</b>	<b>12-8073</b>
GSX-R1000	01-12	<b>12-7239</b>	<b>12-0409</b>	<b>12-0353</b>
SV1000/1000S	04-07	<b>12-7238</b>	<b>12-0413</b>	<b>12-0362</b>
TL1000R/S	97-03	<b>12-0418</b>	<b>12-0415</b>	<b>12-0365</b>
GS1100ET/EX /EZ /ED/ESD	80-83	<b>12-8097</b>	<b>12-1217</b>	<b>12-8073</b>
GS1100GZ/GD	82-83	<b>12-8097</b>	<b>12-1217</b>	<b>12-8073</b>
GS1100GLZ/GLD	82-83	<b>12-8097</b>	<b>12-1217</b>	<b>12-8073</b>
GS1100GKZ/GK2/GKD/GKE	82-84	<b>12-8097</b>	<b>12-1217</b>	<b>12-8073</b>
GS1100LT	1980	<b>12-8097</b>	<b>12-1217</b>	<b>12-8073</b>
GS1100SD Katana	1983	<b>12-8097</b>	<b>12-1217</b>	<b>12-8073</b>
GSX1100GM/GN/GP Shaft	91-93	<b>12-0408</b>	<b>12-0409</b>	<b>12-0353</b>
GSX1100FJ/K/L/M/N/P Katana	88-93	<b>12-0419</b>	<b>12-0361</b>	<b>12-0351</b>
GSX-R1100G/H/J/K/L/M/N	86-92	<b>12-0419</b>	<b>12-0361</b>	<b>12-0351</b>
GS1150ES3/ESE/EF/ESF	83-85	<b>12-8097</b>	<b>12-1217</b>	<b>12-8073</b>
GS1150EF2/EG/ESG	85-86	<b>12-8097</b>	<b>12-1217</b>	<b>12-8073</b>
GSF1200/S Bandit	97-04	<b>12-0408</b>	<b>12-0409</b>	<b>12-0353</b>
GSX1300BK/BKA B-King	08-09	<b>12-0369</b>	<b>12-0409</b>	<b>12-0353</b>
GSX1300R Hayabusa	99-12	<b>12-0369</b>	<b>12-0409</b>	<b>12-0353</b>
VS1400GLP	87-09	<b>12-7240</b>	<b>12-0367</b>	<b>12-0352</b>
VL1500 Intruder LC	98-09	<b>12-7240</b>	<b>12-0367</b>	<b>12-0352</b>
<b>SUZUKI® ATV APPLICATION</b>	<b>YEAR</b>	<b>CAM CHAIN</b>	<b>MASTER LINK-EA</b>	<b>MASTER LINK-PK/10</b>
ALT/LT125D/E/F/G/H	83-87	<b>12-8110</b>	<b>12-1200</b>	<b>12-0199</b>
LT160EK/EL/EM/EN	89-92	<b>12-8110</b>	<b>12-1200</b>	<b>12-0199</b>
LT160E	89-92	<b>12-8110</b>	<b>12-1200</b>	<b>12-0199</b>
LT-F160M~K1	91-01	<b>12-8110</b>	<b>12-1200</b>	<b>12-0199</b>
LT-F160T	91-96	<b>12-8110</b>	<b>12-1200</b>	<b>12-0199</b>
LT-F160	93-01	<b>12-8110</b>	<b>12-1200</b>	<b>12-0199</b>
LT160E	03-04	<b>12-8110</b>	<b>12-1200</b>	<b>12-0199</b>
ALT185F/LT185E/F/G/H	84-87	<b>12-8110</b>	<b>12-1200</b>	<b>12-0199</b>
LT250EFF/EFG Quadrunner	85-86	<b>12-0401</b>	<b>12-0409</b>	<b>12-0353</b>
LT250SK/SL Quadsport	89-90	<b>78-8770</b>	<b>12-1200</b>	<b>12-0199</b>
LT-F250	88-98	<b>78-8770</b>	<b>12-1200</b>	<b>12-0199</b>
LT-F250F QuadRunner	99-02	<b>78-8770</b>	<b>12-1200</b>	<b>12-0199</b>
LT-F250 Ozark	99-09	<b>78-8770</b>	<b>12-1200</b>	<b>12-0199</b>
LT300EH/EJ/EK Quadrunner	87-89	<b>12-0400</b>	<b>12-0409</b>	<b>12-0353</b>
LT-F300FX~FK3 King Quad	99-03	<b>12-0423</b>	<b>12-0367</b>	<b>12-0352</b>
LT-4WD Quadrunner	87-96	<b>78-8770</b>	<b>12-1200</b>	<b>12-0199</b>
LT-A400F QuadSport	03-09	<b>12-7190</b>	——	——
LT-A400F Eiger 2 & 4WD	02-09	<b>12-0423</b>	<b>12-0367</b>	<b>12-0352</b>
LT-F400FZL1 QuadRunner	2011	<b>12-0423</b>	<b>12-0367</b>	<b>12-0352</b>
LT-F4WDV/W/DW King Quad	97-98	<b>78-8770</b>	<b>12-1200</b>	<b>12-0199</b>
LT-F4WD King Quad	91-98	<b>12-0423</b>	<b>12-0367</b>	<b>12-0352</b>
LT-F4WD King Quad	03-05	<b>12-0423</b>	<b>12-0367</b>	<b>12-0352</b>
LT-F4WD King Quad	08-11	<b>12-0423</b>	<b>12-0367</b>	<b>12-0352</b>
LT-A400 Eiger Auto 2WD	02-09	<b>12-0423</b>	<b>12-0367</b>	<b>12-0352</b>
LT-A400F Eiger Auto 4WD	02-09	<b>12-0423</b>	<b>12-0367</b>	<b>12-0352</b>
LT-A400F King Quad Auto 4WD	11-12	<b>12-0423</b>	<b>12-0367</b>	<b>12-0352</b>
LT-F400 Eiger 2WD	02-08	<b>12-0423</b>	<b>12-0367</b>	<b>12-0352</b>
LT-F400F Eiger 4WD	02-09	<b>12-0423</b>	<b>12-0367</b>	<b>12-0352</b>
LT-F400F King Quad 4WD	11-12	<b>12-0423</b>	<b>12-0367</b>	<b>12-0352</b>
LT-Z400 Quadsport	03-12	<b>12-0423</b>	<b>12-0367</b>	<b>12-0352</b>
LT-A450X King Quad	07-09	<b>12-7195</b>	<b>12-0415</b>	<b>12-0365</b>
LT-A500F Quad Master	98-01	<b>12-7195</b>	<b>12-0415</b>	<b>12-0365</b>
LT-A500F Vinson Auto 4WD	02-07	<b>12-7195</b>	<b>12-0415</b>	<b>12-0365</b>
LT-A500X King Quad	09-12	<b>12-7195</b>	<b>12-0415</b>	<b>12-0365</b>
LT-F500F Quadrunner	98-02	<b>12-7195</b>	<b>12-0415</b>	<b>12-0365</b>
LT-F500F Vinson 4WD	03-07	<b>12-7195</b>	<b>12-0415</b>	<b>12-0365</b>

EQUIPMENT &amp; TOOLS

HARD PARTS

CARB &amp; FUEL

IGNITION/ELECTRICAL

CONTROL

SUSPENSION

ACCESSORIES

MARINE

SUZUKI® DUAL SPORT/OFFROAD APPLICATION	YEAR	CAM CHAIN	MASTER LINK-EA	MASTER LINK-PK/10
DR100D~L	83-90	12-8110	12-1200	12-0199
SP100D Dual Sport	1983	12-8110	12-1200	12-0199
DR125Z/D/E	82-84	12-8110	12-1200	12-0199
DR125G/H/J	86-88	12-8110	12-1200	12-0199
DR125SER/SES/SET Dual	94-96	12-8110	12-1200	12-0199
DR-Z125/L	03-12	12-8110	12-1200	12-0199

SP125Z/D Dual Sport	82-83	12-8110	12-1200	12-0199
SP125G/H/J Dual Sport	86-88	12-8110	12-1200	12-0199
DR250Z/D Offroad	82-83	12-0401	12-0409	12-0353
DR250F Offroad	1985	12-0401	12-0409	12-0353
DR250	90-95	12-0423	12-0367	12-0352
DR-Z250	01-07	12-7210	12-0413	12-0362
SP250Z/D/F Dual Sport	82-85	12-0401	12-0409	12-0353
DR350	90-99	12-0423	12-0367	12-0352
DR-Z400	00-11	12-7190	12-0367	12-0352
DR-Z400S Dual Sport	00-12	12-7190	12-0367	12-0352
DR-Z400SM Supermoto	05-09	12-7190	12-0367	12-0352
RM-Z450	05-11	12-7186	12-0367	12-0352
DR500X/Z/D Offroad	81-83	12-8136	12-0409	12-0353
SP500X/Z/D Dual Sport	81-83	12-8136	12-0409	12-0353
SP600F Dual Sport	1985	12-8136	12-0409	12-0353
DR650SE Dual Sport	96-12	12-7237	12-0415	12-0365
DR650SL~SES Dual Sport	90-95	12-8136	12-0409	12-0353

YAMAHA® STREET APPLICATION	YEAR	CAM CHAIN	MASTER LINK-EA	MASTER LINK-PK/10
SR185H/J	81-82	78-8770	12-1200	12-0199
TW200 Trailway	87-11	78-8770	12-1200	12-0199
TW200T/TC~M/MC Trailway	87-00	78-8770	12-1200	12-0199
XT200J/K/KC Dual Sport	82-83	78-8770	12-1200	12-0199
WR250R Dual Sport	08-11	12-7180	————	————
WR250X Supermoto	08-11	12-7180	————	————
XT225 Serrow	92-00	78-8770	12-1200	12-0199
SR250G/H/J Exciter/II	80-82	12-0368	12-0361	12-0351
SRX250T/TC	1987	12-0369	12-0409	12-0353
XS250D/E	78-82	12-0377	12-0369	12-0351
XS360	1977	12-0377	12-0369	12-0351
XS400	79-81	12-0377	12-0369	12-0351
XS400J/K Maxim	82-83	12-8098	12-1217	12-8073
XS400R/JK Seca	82-83	12-8098	12-1217	12-8073
SR500E/F/G/H	78-81	12-0431	12-0361	12-0351
XV500K Virago	1983	12-0400	12-0409	12-0353
XV535 Virago	87-00	12-0400	12-0409	12-0353
XJ550H/K/R	81	12-7249	————	————
XT550J/K Dual Sport	82-83	12-8137	12-0409	12-0353
FZ600SS FZ-6	2004	12-7237	12-0415	12-0365
FZ6S FZ-6	05-09	12-7237	12-0415	12-0365
SRX600S/SC	1986	12-8137	12-0409	12-0353
XT600 Dual Sport	84-95	12-8137	12-0409	12-0353
YZF-R6	99-05	12-7237	12-0415	12-0365
YZF-R6S	05-09	12-7237	12-0415	12-0365
XJ650G/H/J/K Maxim	80-83	12-8097	12-1217	12-8073
XJ650LH Midnight Maxim	1983	12-8097	12-1217	12-8073
XJ650LJ/LK Turbo Seca	82-83	12-8097	12-1217	12-8073
XJ650RJ Seca	1982	12-8097	12-1217	12-8073
TX650A	1974	12-0431	12-0361	12-0351
XS650 XS650S /Special II	75-81	12-0431	12-0361	12-0351
XS650S/JK Heritage Special	82-83	12-0431	12-0361	12-0351
XV650 V-Star (all)	98-05	12-0400	12-0409	12-0353
XJ700N/NC/S/SC Maxim	85-86	12-8097	12-1217	12-8073
XJ750J/K Maxim	82-83	12-8097	12-1217	12-8073
XJ750RH/RJ/RK Seca	81-83	12-8097	12-1217	12-8073
XS750D/2D/E/F	77-79	12-8099	12-1217	12-8073
XS750SE/SF Special	78-79	12-8099	12-1217	12-8073
XS850G/H	80-81	12-8099	12-1217	12-8073
XS850LG/LH Midnight Special	80-81	12-8099	12-1217	12-8073
XS850SG/SH Special	80-81	12-8099	12-1217	12-8073
FZS1000 FZ-1 Fazer	01-05	12-7199	12-0415	12-0365
FZ10X FZ-1	07-10	12-7251	————	————
YZF-R1	98-03	12-7199	12-0415	12-0365

YAMAHA® STREET APPLICATION	YEAR	CAM CHAIN	MASTER LINK-EA	MASTER LINK-PK/10
YFM200N Moto 4	1985	78-8770	12-1200	12-0199
YFM200DXS~DXW Moto 4	86-89	78-8770	12-1200	12-0199
YTM200 Tri-Moto	83-85	78-8770	12-1200	12-0199
YFM225S/T/U Moto 4	86-88	78-8770	12-1200	12-0199
YTM225DXK/DXL/DXN	83-85	78-8770	12-1200	12-0199
YTM225DRN/DRS Tri-Moto	85-86	78-8770	12-1200	12-0199
YFU1TW (230cc) Pro Hauler	1989	78-8770	12-1200	12-0199
YFB250 Timberwolf	92-00	78-8770	12-1200	12-0199
YFB250B Bruin	05-06	78-8770	12-1200	12-0199
YFB250B Bigbear	07-09	78-8770	12-1200	12-0199
YFM250W/A/B Moto-4	89-91	78-8770	12-1200	12-0199
YFM250W/A/B Moto-4	1998	78-8770	12-1200	12-0199
YFM250X Bear Tracker	99-04	78-8770	12-1200	12-0199
YFM350ERT~ERG Moto 4	87-95	12-0368	12-0361	12-0351
YFM350F Big Bear	87-99	12-0368	12-0361	12-0351
YFM350FX Wolverine	95-05	12-0368	12-0361	12-0351
YFM350XT~XP/XPC Warrior	87-04	12-0368	12-0361	12-0351
YFM350R Raptor	04-11	12-0368	12-0361	12-0351
YFP350U Terrapro	1988	12-0368	12-0361	12-0351
YFZ450	04-09	12-7180	————	————
YFM600FW Grizzly	98-00	12-8137	12-0409	12-0353
YFM600HM/HMC	2000	12-8137	12-0409	12-0353
YFM660RP/RPB Raptor	01-05	12-8137	12-0409	12-0353

YAMAHA® DUAL SPORT/OFFROAD APPLICATION	YEAR	CAM CHAIN	MASTER LINK-EA	MASTER LINK-PK/10
XT125J/K/KC Dual Sport	82-83	78-8770	12-1200	12-0199
BW200 BigWheel	85-88	78-8770	12-1200	12-0199
TW200 Trailway	87-11	78-8770	12-1200	12-0199
XT200J/K/KC Dual Sport	82-83	78-8770	12-1200	12-0199
TT225S/T	86-87	78-8770	12-1200	12-0199
TT225L/LC/RM/RMC	99-00	78-8770	12-1200	12-0199
TT-R225	01-04	78-8770	12-1200	12-0199
XT225 Serrow	92-00	78-8770	12-1200	12-0199
TT-R230	05-11	78-8770	12-1200	12-0199
TT250G/H/J Offroad	80-82	12-0368	12-0361	12-0351
WR250F Four-Stroke Offroad	01-11	12-7170	12-0413	12-0362
WR250R Dual Sport	08-11	12-7180	————	————
WR250X Supermoto	08-11	12-7180	————	————
XT250G/H/J/K Dual Sport	80-83	12-0368	12-0361	12-0351
XT250L/LC Dual Sport	1984	12-0369	12-0409	12-0353
YZ250F Four-Stroke Offroad	02-11	12-7170	12-0413	12-0362
XT350N/NC~M/MC Dual Sport	85-00	12-0369	12-0409	12-0353
TT350S/T Offroad	86-87	12-0369	12-0409	12-0353
WR450F Four-Stroke Offroad	03-11	12-7180	————	————
YZ450F Four-Stroke Offroad	03-09	12-7180	————	————
TT500C/D/E/F/G/H Offroad	76-81	12-0431	12-0361	12-0351
XT500C/D/E/F/G/H Dual	76-81	12-0431	12-0361	12-0351
XT550J/K Dual Sport	82-83	12-8137	12-0409	12-0353
TT600K/L/N/S Offroad	83-86	12-8137	12-0409	12-0353
XT600L/LC~EG/EGC Dual	84-95	12-8137	12-0409	12-0353

## HONDA OIL PUMP CHAINS

OEM Reference #



<b>12-9602</b>	15140-415-003	<b>12-9607</b>	15136-MR1-003
<b>12-9604</b>	15140-ML0-003	<b>12-9608</b>	15141-MFJ-D01
<b>12-9605</b>	15140-ML7-003	<b>12-9640</b>	15135-MCA-003
<b>12-9606</b>	15140-611-003		

<b>12-9602</b>	15140-415-003	YEAR	<b>12-9606</b>	15140-611-003	YEAR
	VTR250	88-90		CB400T	80-81
	CX500	78-79		CB400TI	78-79
	CX500C	79-82		CB400TII	78-79
	CX500D	79-81		CM400A	79-81
	GL500	81-82		CM400C	81
	GL500I	81-82		CM400E	80-81
	VF500C	84-85		CM400T	79-81
	VF500F	84-86		CB450SC	82-86
	CBR600F4	99-06		CB450T	82
	CX650C	83		CM450A	82-83
	GL650	83		CM450C	82
	GL650I	83			
	CBR900RR	00-03	<b>12-9607</b>	15136-MR1-003	YEAR
	CBR900RE	01		VT600C	88-07
	VTR1000F	98-05		VT600CD	93-07
	RVT1000R	00-06		VT600CD	99-00
				XL600V	89-90
<b>12-9604</b>	15140-ML0-003	YEAR		NT650	88-91
	CB600F	04-06		VT750C	98-07
	CBR600F2	91-94		VT750CA	04-07
	CBR600F3	95-98		VT750CD	98-01
	CB900F	02-07		VT750CD2	98-01
	CBR900RR	93-99		VT70CDA	02-03
				VT70CDB	02-03
<b>12-9605</b>	15140-ML7-003	YEAR		VT750CDC	02-03
	VFR700F	86		VT750CDD	02-03
	VFR700F2	86-87		VT750DC	01-02
	RVF750R	94		VT750DCA	03-07
	VF750C	94-03		VT750DCB	03-07
	VF750C2	97-00		VT750RS	10-13
	VF750CD	95-96			
	VFR750F	86-97	<b>12-9608</b>	15141-MFJ-D01	YEAR
	VFR750R	90		CBR600RA	09-17
	VFR800	02-09		CBR600RR	07-17
	VFR800A	02-09		VFR1200F	10-14
	VFR800F	14-15		VFR1200X	16-17
	VFR800FD	14-15			
<b>12-9606</b>	15140-611-003	YEAR	<b>12-9640</b>	15135-MCA-003	YEAR
	CH125	84		GL1800	01-17
	CH150	85-87		GL1800A	01-05
	CH150D	85-86		GL1800B	13-17
	CH250	85-88		GL1800B2/BD	13
	CN250	86-87		GL1800C	14-15
	CN250	86-87		NRX1800DA	04-05
	CN250	92-07		NRX1800DB	04-05
	CB400A	78		NRX1800EA	04-05
				NRX1800EB	04-05

## OIL SEAL PULLERS

Remove fork seals and engine seals.

**35-5398** Seal Puller with two tips

**35-9614** Adjustable Seal Puller with two tips



35-5398



35-9614

## CAMCHAIN TENSIONER TOOL FOR YAMAHA 2007-2012 R-1

Here's a better way to make a common job faster and easier. This tool allows easy re-setting of the cam chain tensioner mechanism on the Yamaha R-1. The threaded C-Clamp design lets you gradually compress the unit, making re-installation of the tensioner easier. A rubber pad at the receiving end of the tool prevents marring or scratches, while the body of the tool includes a convenient tab that makes it possible to mount it in a bench vice for hands free operation.

**35-6571** R-1 Tensioner Tool



35-6571

## TIMING BELT FOR HONDA GOLDWING

Cam timing belt for GL1000/1100/1200/1500. Sold each.

HONDA®

**15-1449** 14400-679-004, 14400-679-014X

GL1000 Goldwing 75-79

GL1100 Goldwing 80-83

**15-0114** 14400-MG9-004, 14400-MG9-000

GL1200/A/I/L/SEi 84-87

**15-1459** 14401-MN5-004

GL1500/A/I/SE 88-00

GL1500 Valkyrie 97-02

15-1449



## TIMING BELT COVER GASKET for HONDA

Front rubber timing belt cover gasket for Honda GL1000/1100 Goldwing. Sold pk/2. Made in Japan.

HONDA®

**16-0450** 11831-371-010 Right Side Gasket

**16-0451** 11832-371-010 Left Side Gasket

GL1000 Goldwing 75-79

GL1100 Goldwing 80-83



16-0451

16-0450

## BEARING RACE &amp; SEAL DRIVER

Insert bearing races quickly and straight on the first try. Six disc sizes fit most bearing sizes. To install (drive) seals, turn discs over. Eliminates damage to bearing races. Seven piece kit includes driver handle and the following disc sizes: 40, 45, 50, 59, 63, and 65mm.

**35-9268** Bearing Race & Seal Driver



EQUIPMENT & TOOLS

### CRANKSHAFT OIL SEALS

Genuine ARS/Koyo/NOK replacement engine oil seals. These engine oil seals are exact replacements for most of the applications listed.

**Made in Japan.** Sold in packs of 4.



YAMAHA®			
K&L P/N	OEM REF P/N	DIMENSIONS	DESCRIPTIONS
15-2926	93102-25258-00	25 x 40 x 8mm	RH Crank Seal
15-8182	93103-25108-00	25 x 40 x 10mm	LH Crank Seal
15-8191	93103-40077-00	42 x 60 x 10mm	RH Crank Seal

#### APPLICATIONS

YAMAHA® APPLICATION	YEAR	K&L P/N
YZ100	82-83	15-2926
IT125	80-81	15-2926
YT125 Tri-Moto	80-85	15-2926
YZ125	80-85	15-2926
YFZ350 Banshee	87-06	15-8191
YZF350 Banshee	87-04	15-8182

HARD PARTS

CARB & FUEL

IGNITION/ELECTRICAL

CONTROL

SUSPENSION

ACCESSORIES

MARINE

### ENGINE BEARINGS

OEM quality Crankshaft Main Bearings. **Made in Japan.** Sold each.



K&L P/N	BRG P/N	BRG MGF	SIZE	NOTES
31-5753	6204C3	Koyo	20x47x14mm	_____
31-5756	6205C3	Koyo	25x52x15mm	_____
31-5777	62/32C3		32x65x17mm	_____
31-5831	6203C3	Koyo	17x40x12mm	_____
31-5754	6304C3	Koyo	20x52x15mm	_____
31-5847	6305C3		25x62x17mm	_____
31-5966	6305RI		25x62x17mm	6305RI-SH2-9TC835
31-5731	6306C3	Koyo	30x72x19mm	_____
31-5743	63/22	Koyo	22x56x16mm	_____
31-5750	83406-9C3		25x62x17mm	W/ Single Groove
31-5751	83464-A9C3	HIC	25x62x17mm	LH side & center-pinned with single groove
31-5947	83A915SH2	Koyo	25x55x15mm	83A915SH2-9TC4 Type
31-5745	63/28C3	Koyo	28x68x18mm	_____

### MOTION PRO CRANKCASE PRESSURE TESTER

An accurate method for checking air leaks on two-stroke engines. Complete with air pressure gauge, pump-up bulb and most fittings and adapters for single and multi-cylinder two-cycle engines.

35-5962 Motion Pro Crankcase Pressure Tester



35-5962

### K&L ENGINE OIL SEAL KITS

**Made in Japan.** Kits available for the following models:



HONDA® STREET		
APPLICATION	YEAR	K&L KIT
CB750F/K	77-78	15-2923
CB750F/K Super Sport	79-82	15-2931
CB750L LTD	1979	15-2931
CB750SC Nighthawk	82-83	15-2931
CB900F Super Sport	81-82	15-2931

HONDA® ATV		
APPLICATION	YEAR	K&L KIT
ATC185/185S	80-83	15-2925
ATC200	81-83	15-2925

KAWASAKI® STREET		
APPLICATION	YEAR	K&L KIT
ZI/A/B 900	73-75	15-8173
KZ900A4	1976	15-8173
KZ900B1 LTD	1976	15-8173
KZ1000A1/A2	77-78	15-8173
KZ1000A3/A3A/A4 MKII	79-80	15-8173
KZ1000B1/B2/B3/B4 LTD	77-80	15-8173
KZ1000D1 Z1R	1978	15-8173
KZ1000D3 Z1R	1980	15-8173
KZ1000E1/E2 Shaft	79-80	15-8173
KZ1000G1 Classic LTD	1980	15-8173

YAMAHA® STREET		
APPLICATION	YEAR	K&L KIT
RZ350L/N/NC/NCII	84-85	15-2869

YAMAHA® ATV		
APPLICATION	YEAR	K&L KIT
YFS200U~M Blaster	88-00	15-5603
YZF350T~J Banshee	87-97	15-2869
YZF350K~M Banshee	98-00	15-2869

### MOTION PRO 4-STROKE LEAKDOWN TESTER

Check percentage of cylinder leakage in a 4-stroke engine. Kit includes 10, 12, and 14mm spark plug adapters, regulator and gauge.

35-1987 Motion Pro 4-Stroke Leakdown Tester



35-1987

## ALTERNATOR/DYNO/GENERATOR COVER GASKETS

Sold in pk/2. Made in Japan.



### HONDA®

<b>16-1588</b> 11397-300-306 (Alternator Cover Gasket)	
CB750A Automatic	76-78
CB750F Super Sport	75-78
CB750K0/K1/K2/K3/K4/K5	69-75
CB750K	76-78

### 16-3845 11691-425-306 (Alternator or Generator Cover Gasket)

CB750C Custom	80-82
CB750F Super Sport	79-82
CB750K	79-82
CB750L LTD	80-82
CB750SC Nighthawk 750	82-83
CB900C Custom	80-82
CB900F Super Sport	81-82
CB1000C Custom	1983
CB1100F Super Sport	1983

### 16-3853 11394-371-306 (Generator or Rear Case Cover Gasket)

GL1000 Goldwing	75-79
GL1000L Goldwing LTD	1976
GL1100 Goldwing	80-83
GL1100A Goldwing Aspencade	82-83
GL1100I Goldwing Interstate	80-83
GL1200 Goldwing	1984
GL1200A Goldwing Aspencade	1984
GL1200I Goldwing Interstate	1984

### KAWASAKI®

<b>16-1574</b> 11060-1075	
Z1/Z1A/Z1B-900	73-75
KZ900A4/A5	76-77
KZ900B1 LTD	1976
KZ1000A1/A2	77-78
KZ1000A3/A3A/A4 MKII	79-80
KZ1000B1/B2/B3/B4 LTD	77-80
KZ1000C1/C1A/C2/C3/C4 Police	78-81
KZ1000D1 Z1R	1978
KZ1000D3 Z1R	1980
KZ1000E1/E2 Shaft ST	79-80
KZ1000G1 Classic LTD	1980
KZ1000J1/J2/J3	81-83
KZ1000K1/K2 LTD	81-82
KZ1000M1/M2 CSR	81-82
KZ1000P1~P24 Police	82-05
KZ1000R1/R2 Replica	82-83
KZ1100A1/A2/A3 Shaft	81-83
KZ1100B1/B2 GPz	81-82
KZ1100D1/D2 Spectre	82-83
KZ1100L1 LTD	1983
ZN1100B1/B2 LTD	84-85
ZX1100A1/A2 GPz	83-84

### SUZUKI®

<b>16-0201</b> 11483-45000-H17	
GS750B/C/EC/N/EN	77-79
GS750LN	1979
GS850GN/GT/GX	79-81
GS850GZ/GD	82-83
GS850GLT/GLX	80-81
GS850GLZ/GLD	82-83
GS1000C/EC/N/EN/ET	78-80
GS1000GT/GX	80-81
GS1000GLT/GLX	80-81
GS1000LN	1979
GS1000SN/ST	79-80
GS1100GZ/GD	82-83
GS1100GLZ/GLD	82-83
GS1100GKZ/GK2/GKD/GKE	82-84

### 16-5846 11483-49200-H17

GS750ET/EX/EZ	80-82
GS750LT/LX	80-81
GS750TZ/TD	82-83
GS750SD Katana	1983
GS1000SZ Katana	1983
GS1100ET/EX/EZ	80-82
GS1100ED/ESD	1983
GS1100LT	1980
GS1100SD Katana	1983
GS1150ES3/ESE/EF/ESF	83-85
GS1150EF2/EG/ESG	85-86

### YAMAHA®

<b>16-6042</b> 3EG-15451-00-00	
XV700L/LC/N/NC Virago	84-85
XV700CS/CSC/CT/CTC Virago	86-87
XV700SS/SSC Virago	1987
XV750H/J/K Virago	81-83
XV750MK Midnight Virago	1983
XV750U/UC~G/GC Virago	88-95
XV750H1/HC1/J1/JC1 Virago	96-97
XV920J/K Virago	82-83
XV920MK Midnight Virago	1983
XV920RH/RJ Virago	81-82
XV1000L/LC/N/NC Virago	84-85
XV1100S/SC~L/LC Virago	86-99
XV1100 SH/SHC~SK/SKC Virago	96-98

## THREE BOND TB 1211 SILICONE LIQUID GASKET SEALANT

Tough durable sealer utilizing silicone rubber as a primary component. White in color. Ideal for numerous applications where a long-lasting faultless seal is absolutely critical. Tack free in 90 minutes, fully cured and bonded within 24 hours, attains optimum strength in three days. Sold each.



<b>35-3390</b> 3.5 oz. tube
-----------------------------

## THREE BOND TB 1184 LIQUID GASKET

Semi-drying visco elastic sealer. Perfect product for sealing joint surfaces with large clearances. Special synthetic rubber provides excellent cushion to absorb vibrations and impacts without failure, especially where coolants are involved. Prevents leakage of water, oil, gasoline, and chemicals. Sold each.



**NOTE: REPLACES TB1104&TB1194**

<b>35-3388</b> 3.5 oz. tube
-----------------------------

EQUIPMENT & TOOLS

HARD PARTS

CARB & FUEL

IGNITION/ELECTRICAL

CONTROL

SUSPENSION

ACCESSORIES

MARINE



EQUIPMENT & TOOLS

HARD PARTS

CARB & FUEL

IGNITION/ELECTRICAL

CONTROL

SUSPENSION

ACCESSORIES

MARINE

## STARTER CLUTCH ROLLERS

These handy kits include the Rollers and Springs needed to restore the function of your worn starter clutch. Fits many popular models. Made in Japan.



20-6431

### KAWASAKI®

#### 20-6431

##### OEM REFERENCE NUMBERS:

- 92081-110 Spring Cap
- 92043-087 Spring
- 92122-001 Roller

##### APPLICATION:

Z-1/A/B	73-75
KZ900A	76-77
KZ900B LTD	1976
KZ1000A	77-80
KZ1000B LTD	77-79
KZ1000C Police	78-81
KZ1000D Z-1R	78-80
KZ1000E Shaft	79-80
KZ1000G Classic	1980
KZ1000J	81-83
KZ1000K LTD	81-82
KZ1000M CSR	81-82
KZ1000R Replica	82-83
KZ1000P Police	82-96
KZ1100A Shaft	81-83
KZ1100B Gpz	81-82
KZ1100D Spectre	82-83
KZ1100L LTD	1983
ZN1100B LTD	84-85
ZX1100A Gpz	83-84

### KAWASAKI®

#### 20-6433

##### OEM REFERENCE NUMBERS:

- 92081-110 Spring Cap
- 92043-087 Spring
- 92122-004 Roller

##### APPLICATION:

KZ440B	80-81
KZ440G	1982
KZ440D	80-83
EN450A 454 LTD	85-90
EN500A Vulcan 500	90-96
EX500A/D Ninja 500	87-98
KZ650C	77-79
KZ650D	78-79
KZ650B	77-79
KZ650F	1980
KZ650E	1980
KZ650H	81-82
KZ700A	1984
ZN700A	84-85
KZ750B	76-79
KZ750G	1980
KZ750F	1983
KZ750H	81-83
KZ750E	80-82
KZ750K	83-84
KZ750L	1983
KZ750N	82-83
KZ750R Gpz	1982
KZ750M CSR	1982
ZR750C Zephyr	91-93
ZX750A Gpz	83-84
ZX750E Gpz Turbo	84-85
ZL900A Eliminator	85-86
ZX900A Ninja	84-86
KZ1300A	79-82
KZ1300B2	1980
ZN1300A Voyager	83-88

### HONDA®

#### 20-6433

##### OEM REFERENCE NUMBERS:

- 28126-415-000 Spring Cap
- 28125-516-030 Spring
- 91101-516-000 Roller

##### APPLICATION:

CX500	78-79
CX500C Custom	79-82
CX500D Deluxe	79-81
CX500TC Turbo	1982
GL500/I Silverwing	81-82
CX650T Turbo	1983
CX650C Custom	1983
CB750F Supersport	76-82
CB750K	76-82
CB750L Limited	1979
CB750C Custom	80-82
CB750SC Nighthawk	82-83
CB900C Custom	80-82
CB900F Supersport	81-82
GL650/I Silverwing	1983
VF700C Magna	84-87
VF700F Interceptor	84-85
VF700S Sabre	84-85
VF750C Magna	82-83
VF750F Interceptor	83-84
VF750S Sabre	82-83
VFR750	1986
VF1100C Magna	83-86
VF1100S Sabre	84-85
CB1000C Custom	1983
CB1100F Supersport	1983
GL1000 Goldwing	76-79
GL1100 Goldwing	80-83
GL1200 Goldwing	84-87

### SUZUKI®

#### 20-6433

##### OEM REFERENCE NUMBERS:

- 12633-31000 Spring Cap
- 09440-04015 Spring
- 09261-15001 Roller

##### APPLICATION:

GSF400P Bandit	91-93
GS425E/L	1979
GS450L	80-88
GS450T	81-82
GS450E	80-83
GS450GA	82-85
GS500E/F	89-09
GS550E	77-80
GS550T	1981
GS550M Katana	1982
GS550L	81-82
GS650E	81-82
GS650G/GL	81-83
GS650M Katana	1983
GS650GD	1983
GS750	77-79
GS750E	80-82
GS750L	80-81
GS750T	82-83
GS750SD Katana	1983
GS850G/GL	79-81
GS1000E	78-79
GS1000S	1980
GS1100L	1980
GS1100E	80-81
GS1100SD Katana	1983
GSX-R1100	86-88
GS1150E/ES	83-86

## OIL PAN GASKETS

Sold in pk/2. Made in Japan.

### KAWASAKI®

#### 16-8980 11060-1074

Z1/Z1A/Z1B-900	73-75
KZ900A4/A5/B	76-77
KZ1000A MK2	77-80
KZ1000B1/B2/B3/B4 LTD	77-80
KZ1000C1/C1A/C2/C3/C4	78-81
KZ1000D Z1R	78,80
KZ1000E1/E2 Shaft ST	79-80
KZ1000G1 Classic LTD	1980
KZ1000J1/J2/J3	81-83
KZ1000K1/K2 LTD	81-82
KZ1000M1/M2 CSR	81-82
KZ1000P1~P21 Police	82-02
KZ1000R1/R2 Replica	82-83
KZ1100A1/A2/A3 Shaft	81-83
KZ1100A/B GPz	81-84
KZ1100D1/D2 Spectre	82-83
KZ1100L1 LTD	1983
ZN1100B1/B2 LTD	84-85



16-8980

## ENGINE POINT COVER GASKETS FOR KAWASAKI KZ

Replacement gaskets for right side points holder cover (inner) and out-side point cover. Sold pk/2. Made in Japan.

### 16-8810 11060-1071 Inner Point Cover Gasket

### 16-8811 11060-1594 Outer Point Cover Gasket

### KAWASAKI®

#### APPLICATION YEAR INNER GSKT OUTER GSKT

Z1/A/B-900	73-75	16-8810	16-8811
KZ900A4/A5	76-77	16-8810	16-8811
KZ900B1 LTD	1976	16-8810	16-8811
KZ1000A1/A2	77-78	16-8810	16-8811
KZ1000 A3/A4	79-80	16-8810	16-8811
KZ1000B1~B4 LTD	77-80	16-8810	16-8811
KZ1000C Police	78-81	16-8810	16-8811
KZ1000D1 Z1R	1978	16-8810	16-8811
KZ1000D3 Z1R	1980	16-8810	16-8811
KZ1000E1/E2 Shaft	79-80	16-8810	16-8811
KZ1000G1 LTD	1980	16-8810	16-8811
KZ1000J1/J2/J3	81-83	16-8810	---
KZ1000K1/K2 LTD	81-82	16-8810	---
KZ1000M CSR	81-82	16-8810	---
KZ1000P Police	82-05	16-8810	---
KZ1000R Replica	82-83	16-8810	---
KZ1100A Shaft	81-83	16-8810	---
KZ1100B1/B2 GPz	81-82	16-8810	---
KZ1100D Spectre	82-83	16-8810	---
KZ1100L Shaft	1983	16-8810	---
ZN1100B Shaft	84-85	16-8810	---
ZX1100A1/A2 GPz	83-84	16-8810	---



16-8810

16-8811

## K&L WATERPUMP MECHANICAL SEALS

Made in Japan to meet or exceed OEM specifications. Sold each.



15-3401



15-3402

K&L P/N	HONDA O.E. REF	KAWASAKI O.E. REF	SUZUKI O.E. REF	YAMAHA O.E. REF
<b>15-3401</b>	19217-657-023	49063-1055	_____	11H-12438-10-00
<b>15-3402</b>	_____	49063-1056	_____	_____
<b>15-3403</b>	_____	49063-1052	_____	_____
<b>15-3404</b>	_____	_____	17470-46A01, 17470-02F00	_____
<b>15-3405</b>	_____	_____	17470-02F10	_____
<b>15-3406</b>	_____	49063-1057	_____	_____
<b>15-3408</b>	19217-MAL-300	_____	_____	_____
<b>15-3409</b>	19217-PA5-003	_____	_____	_____

HONDA® STREET			
APPLICATION	YEAR	K&L KIT	
NS50F	1990	<b>15-3401</b>	
NSR50R	2004	<b>15-3401</b>	
CX500TC Turbo	1982	<b>15-3401</b>	
CX650C Custom	1983	<b>15-3401</b>	
CX5650T Turbo	1983	<b>15-3401</b>	
GL650/I Silverwing/Interstate	1983	<b>15-3401</b>	
RVT1000R RC-51	00-06	<b>15-3408</b>	
VTR1000F	98-05	<b>15-3408</b>	
ST1300/A/P (All)	03-12	<b>15-3408</b>	

HONDA® SCOOTER			
APPLICATION	YEAR	K&L KIT	
CH125 Elite	1984	<b>15-3401</b>	
CH150 Elite	85-87	<b>15-3401</b>	
SH150I	2010	<b>15-3401</b>	
CH250 Elite	85-88	<b>15-3401</b>	
CH250 Elite	89-90	<b>15-3409</b>	
CN250 Helix	86-07	<b>15-3401</b>	
NSS250/A	01-07	<b>15-3408</b>	
PS250	05-06	<b>15-3408</b>	

HONDA® ATV			
APPLICATION	YEAR	K&L KIT	
ATC250R	85-86	<b>15-3401</b>	
TRX250R	86-89	<b>15-3401</b>	
TRX420 (All)	07-12	<b>15-3408</b>	
TRX450R/ER	04-12	<b>15-3408</b>	

HONDA® OFFROAD			
APPLICATION	YEAR	K&L KIT	
CR80R	1983	<b>15-3401</b>	
CR125R	81-83	<b>15-3401</b>	
CR250R	81-84	<b>15-3401</b>	
CRF450X	05-08	<b>15-3408</b>	
XR650R	00-07	<b>15-3408</b>	

KAWASAKI® STREET			
APPLICATION	YEAR	K&L KIT	
EN450 454 LTD	85-90	<b>15-3402</b>	
EN500 Vulcan	90-09	<b>15-3402</b>	
EX500 Ninja 500	87-09	<b>15-3402</b>	
ZX600F ZX-6R	95-97	<b>15-3401</b>	
ZX600G ZX-6R	98-99	<b>15-3401</b>	
ZX600J ZX-6R	00-05	<b>15-3401</b>	
ZX600J ZZR600	06-08	<b>15-3401</b>	
ZX600K/M/N ZX-6RR	03-06	<b>15-3401</b>	
ZX600P ZX-6R	07-08	<b>15-3401</b>	
ZX600R ZX-6R	09-12	<b>15-3401</b>	
ZX636A/B ZX-6R	03-06	<b>15-3401</b>	
ER650 ER-6n	09-12	<b>15-3401</b>	
EX650 Ninja 650R	06-12	<b>15-3401</b>	
KLE650 Versys	06-12	<b>15-3401</b>	
VN700 Vulcan	1985	<b>15-3403</b>	
VN750A Vulcan	86-98	<b>15-3403</b>	
ZR750K/L Z-750 (Euro)	05-10	<b>15-3401</b>	
VN800A Vulcan 800	95-99	<b>15-3403</b>	
VN800B Vulcan 800	96-00	<b>15-3403</b>	
Classic			

KAWASAKI® STREET			
APPLICATION	YEAR	K&L KIT	
VN800C Vulcan Drifter	99-00	<b>15-3406</b>	
VN800E Vulcan Drifter	01-06	<b>15-3406</b>	
VN900 Vulcan (All)	06-12	<b>15-3401</b>	
ZX900C/E/F ZX-9R	98-03	<b>15-3401</b>	
ZR1000 Z-1000 (All)	01-12	<b>15-3401</b>	
ZX1000G/H Ninja 1000	11-12	<b>15-3401</b>	
ZX1000J/K ZX-10R	11-12	<b>15-3401</b>	
ZX1200A/B ZX-12R	99-05	<b>15-3401</b>	
VN1500A Vulcan 1500	87-99	<b>15-3403</b>	
VN1500B Vulcan 88	87-90	<b>15-3403</b>	
VN1500C Vulcan L	96-97	<b>15-3403</b>	
VN1500D/E Vulcan Classic	96-98	<b>15-3403</b>	
VN1500E Vulcan Classic	99-04	<b>15-3406</b>	
VN1500G Vulcan Drifter	99-01	<b>15-3406</b>	
VN1500J Vulcan	99-00	<b>15-3406</b>	
VN1500L Vulcan Nomad FI	00-04	<b>15-3406</b>	
VN1500N Vulcan Classic FI	01-08	<b>15-3406</b>	
VN1500T Vulcan Classic	2006	<b>15-3406</b>	
VN1600A Vulcan Classic	03-08	<b>15-3406</b>	
VN1600B Mean Streak	04-08	<b>15-3406</b>	
VN1600D Vulcan Nomad	05-08	<b>15-3406</b>	
VN1600E/F/G Vulcan	2006	<b>15-3406</b>	
VN1700 Vulcan (All)	09-12	<b>15-3401</b>	
VN2000 Vulcan (All)	04-10	<b>15-3401</b>	

KAWASAKI® ATV			
APPLICATION	YEAR	K&L KIT	
KSF250A Mojave	87-04	<b>15-3402</b>	
KLF400B Bayou	93-99	<b>15-3402</b>	
KVF400 Prairie (All)	97-02	<b>15-3401</b>	
KVF650A/B Prairie	02-03	<b>15-3401</b>	
KVF650 Brute Force	05-12	<b>15-3401</b>	
KSV700A/B KFX700	04-09	<b>15-3401</b>	
KVF700 Prairie	04-06	<b>15-3401</b>	
KVF750 Brute Force	05-12	<b>15-3401</b>	

KAWASAKI® SIDE X SIDE			
APPLICATION	YEAR	K&L KIT	
KAF620M Mule 4010 4x4	11-12	<b>15-3402</b>	
KAF620P Mule 4000	11-12	<b>15-3402</b>	
KAF620R/S Mule 4010	11-12	<b>15-3402</b>	
Trans 4x4			
KRF750 Teryx (All)	08-12	<b>15-3401</b>	
KRT750 Teryx 4	2012	<b>15-3401</b>	

KAWASAKI® DUAL SPORT/OFFROAD			
APPLICATION	YEAR	K&L KIT	
KDX200H	95-06	<b>15-3401</b>	
KDX220A	97-05	<b>15-3401</b>	
KL250D KLR250	87-05	<b>15-3402</b>	
KLX250D KLX250R	94-96	<b>15-3401</b>	
KLX250H/T KLX250S Dualsport	06-13	<b>15-3401</b>	
KLX250W KLX250SF Supermoto	09-10	<b>15-3401</b>	
KLX300A KLX300R	97-07	<b>15-3401</b>	
KL600A/B KLR600	84-86	<b>15-3402</b>	
KL650 KLR650	87-12	<b>15-3402</b>	
KLX650A/C/D	93-96	<b>15-3402</b>	

SUZUKI® STREET			
APPLICATION	YEAR	K&L KIT	
GSF400 Bandit	91-93	<b>15-3404</b>	
GSX-R600W	92-93	<b>15-3404</b>	
GSX-R600	97-13	<b>15-3404</b>	
RF600R	93-96	<b>15-3404</b>	
GSX650F	08-09	<b>15-3405</b>	
SV650 (All)	99-09	<b>15-3405</b>	
GV700 Madura	1985	<b>15-3404</b>	
VS700 Intruder	86-87	<b>15-3404</b>	
GSX-R750W	93-95	<b>15-3404</b>	
GSX-R750	96-99	<b>15-3404</b>	
GSX-R750	00-13	<b>15-3405</b>	
VS750GL Intruder	88-91	<b>15-3404</b>	
VS800GL Intruder	92-09	<b>15-3404</b>	
VX800L/M/N	91-93	<b>15-3404</b>	
VZ800 Marauder	97-00	<b>15-3404</b>	
RF900R	94-97	<b>15-3404</b>	
DL1000 V-Strom	02-12	<b>15-3405</b>	
GSX-R1000	01-13	<b>15-3405</b>	
SV1000/S	03-07	<b>15-3405</b>	
TL1000S	97-01	<b>15-3405</b>	
TL1000R	98-03	<b>15-3405</b>	
GSX-R1100W	93-98	<b>15-3404</b>	
GV1200 Madura	85-86	<b>15-3404</b>	
GSF1250S/SA	07-09	<b>15-3405</b>	
GSX1300R Hayabusa	99-07	<b>15-3404</b>	
GSX1300R Hayabusa	08-13	<b>15-3405</b>	
GV1400G Cavalcade	86-88	<b>15-3404</b>	

SUZUKI® ATV			
APPLICATION	YEAR	K&L KIT	
LT250R Quadracor	85-92	<b>15-3404</b>	
LT-Z400 QuadSport	03-04	<b>15-3405</b>	
LT-Z400 QuadSport	05-12	<b>15-3404</b>	
LT500R Quadzilla	87-90	<b>15-3404</b>	
LT-F500F Quadrunner 4WD	98-02	<b>15-3404</b>	

SUZUKI® DUAL SPORT/OFFROAD			
APPLICATION	YEAR	K&L KIT	
RM80	83-85	<b>15-3404</b>	
RM125	81-85	<b>15-3404</b>	
RM250	82-85	<b>15-3404</b>	
DR-Z400/E Offroad	00-09	<b>15-3405</b>	
DR-Z400S Dualsport	02-12	<b>15-3405</b>	
DR-Z400SM Supermoto	05-09	<b>15-3405</b>	

YAMAHA® STREET			
APPLICATION	YEAR	K&L KIT	
YZF-R6	99-05	<b>15-3401</b>	
YZF-R6S	06-09	<b>15-3401</b>	
FZX700 Fazer	86-87	<b>15-3401</b>	
XJ700X Maxim X	85-86	<b>15-3401</b>	
FZS1000 FZ-1	01-08	<b>15-3401</b>	
YZF1000R	1997	<b>15-3401</b>	
YZF-R1	98-06	<b>15-3401</b>	
VMX12 V-Max	85-07	<b>15-3401</b>	
XVZ13 Venture	86-93	<b>15-3401</b>	
XVZ1300AN Royal Star Boulevard	2001	<b>15-3401</b>	
XVZ13TF Royal Star Venture	02-13	<b>15-3401</b>	
XVZ13CT Royal Star Tour Deluxe	05-10	<b>15-3401</b>	

YAMAHA® SCOOTER			
APPLICATION	YEAR	K&L KIT	
YP500 T-Max	09-10	<b>15-3401</b>	

YAMAHA® ATV			
APPLICATION	YEAR	K&L KIT	
YFM4F Grizzly 400	07-09	<b>15-3401</b>	
YFM400 Kodiak 2WD	00-05	<b>15-3401</b>	
YFM45F Kodiak 450	03-06	<b>15-3401</b>	
YFM45F Grizzly 450	07-11	<b>15-3401</b>	
YFM450FX Wolverine	06-10	<b>15-3401</b>	
YFM5F Grizzly 550	09-11	<b>15-3401</b>	
YFM660F Grizzly 660	02-08	<b>15-3401</b>	
YFM660R Raptor	01-05	<b>15-3401</b>	
YFM7F Grizzly 700	07-11	<b>15-3401</b>	
YFM70R Raptor 700	06-11	<b>15-3401</b>	

EQUIPMENT & TOOLS

HARD PARTS

CARB & FUEL

IGNITION/ELECTRICAL

CONTROL

SUSPENSION

ACCESSORIES

MARINE

## K&L WATERPUMP MECHANICAL SEALS CONT.

YAMAHA® SIDE X SIDE		
APPLICATION	YEAR	K&L KIT
YXR45F Rhino	06-09	15-3401
YFM66F Rhino 660	04-07	15-3401
YXR70F Rhino 700	08-11	15-3401

YAMAHA® SNOWMOBILE		
APPLICATION	YEAR	K&L KIT
CF300 Inviter	86-90	15-3401
MM600 Mountain Man 600	00-02	15-3401
SRX600/S	98-99	15-3401
SX600R	00-03	15-3401
SXV60 SX Venom	04-06	15-3401
VT600 Venture	99-06	15-3401
VX600 V-Max	99-03	15-3401
MM700 Mountain Max	97-03	15-3401
MSRX700 Mountain SRX	1998	15-3401
SRX700/S	98-02	15-3401
SX700R	00-02	15-3401
SXV700 SX Viper	02-05	15-3401
VT700 Venture	98-04	15-3401
VX700 V-Max	97-02	15-3401
RX10 RX-1	03-05	15-3401
RXW10 RX Warrior	2005	15-3401
RX10 Apex	06-11	15-3401

## WATER PUMP SHAFT OIL SEALS FOR KAWASAKI & YAMAHA

OEM quality replacement Seals. These replacement oil seals are exact replacements for the applications listed. **Made in Japan. Sold pk/4.**



KAWASAKI®		
K&L P/N	OEM P/N DIMENSIONS	YEAR
15-4103	92049-1366 8 x 18 x 10 mm	
KX65		00-12
KX80 Big Wheel		87-94
KX80		83-00
KX85		01-12
KX100B/C/D		95-12
KX125		82-05
KDX200E		89-94
KXF250A1/A2 Tecate 4 (ATV)		86-87
KX250C/D/E/F/G/H/J/K/L/M		83-03
KXT250A/B Tecate 3 (ATV)		84-87
KX500B/C/D/E		85-04

YAMAHA®		
K&L P/N	OEM P/N DIMENSIONS	YEAR
15-2914	93103-10168-00 10 x 31 x 13.5mm	
TD3/TR3		1972
DT50 Enduro		88-90
XC50 Vino		06-11
XF50 C3		07-11
YZ80		83-01
TZ125		1980
YZ125		86-98
WR200RD		1992
TZ250		73-80
YTZ250N/S Tri-Moto ATV		85-86
YZ250		83-97
RX350		84-85
TZ350		74-78
YFZ350 Banshee ATV		87-06
TZ750		74, 77

## WATERPUMP SEAL INSTALLATION TOOL

This tool properly installs the mechanical water pump seal on Yamaha XZ550 Vision, XVZ12/13 Venture & Venture Royale and Genesis series engines.



**35-8398** Waterpump Seal Installation Tool (YM-33221-A)

35-8398

## MECHANICAL SEAL INSTALLATION TOOL

This tool allows you to properly install a mechanical seal into the cover without damaging the seal.



**35-2618** Mechanical Seal installation Tool

35-2618

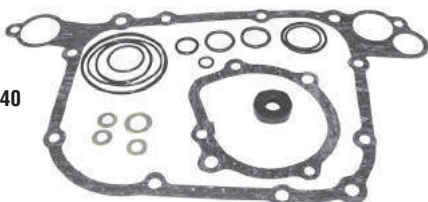
## K&L WATERPUMP SEALING KITS

**Made in Japan.** Kit contains all necessary gaskets, O-rings and seals to repair oil leaking into waterpump (oil leakage).

**NOTE: MECHANICAL SEAL NOT INCLUDED.**

HONDA®		
15-4340		15-4353
GL1000/L Goldwing	75-79	GL1200 Goldwing 1984
GL1100 Goldwing	80-83	GL1200A Goldwing 84-87
GL1100A Goldwing	82-83	Aspcade
Aspcade		GL1200I Goldwing 84-87
GL1100I Goldwing	80-83	Interstate
Interstate		GL1200L Goldwing LTD 1985
		GL1200SEi Goldwing 1986
		Aspcade

35-4340



## ALDEN DRILL-OUT POWER EXTRACTORS

Made of high quality tool steel. Drills are tough enough to extract grade 8 and 10.9 class stainless steel bolts. Alden drill-outs feature a "self centering" tip to eliminate wandering, even on rough surfaces. Drill-Outs exclusive two piece design makes removing broken bolts a fast and simple one step procedure.

**35-0480** ALDEN Drill-Out Power Extractor (4 piece set: 6/8/10/12mm)

**35-0485** ALDEN Drill-Out Power Extractor (4 piece set: 3/4/5/6mm)

**35-0490** ALDEN Drill-Out Power Extractor (7 piece set : 3/4/5/6/8/10/12mm)



35-0480



35-0490



35-0485

## 3/8" DRIVE IMPACT DRIVER

Heavy duty impact driver for general use. Reversible, tighten screws or bolts on impact or loosens frozen ones easily. Complete with 4 bits-No. 2 and No. 3 Phillips bit, 8 and 10mm slotted bits and metal storage case.

**35-8884** 3/8" Drive Impact Driver



35-8884

**K&L CLUTCH SLAVE CYLINDER REPAIR KIT**

Kit includes push lever seals, clutch pushrod oil seal, spring and bleeder bolt cap. **Made in Japan.**

**HONDA®**

<b>32-0129</b>	
Clutch Slave Cylinder Repair Kit	
<b>17-0209</b>	
Slave Cylinder Piston	
CB550SC Nighthawk	1983
CB650SC Nighthawk	83-85
CB700SC Nighthawk	84-86
VF700C Magna	84-87
VF700F Interceptor	84-85
VF700S Sabre	84-85
VT700C Shadow	84-87
VF750C	82-83
VF750C Magna	1988
VF750F Interceptor	83-84
VF750S Sabre	82-83
VT750C Shadow	1983
PC800 Pacific Coast	89-90
PC800 Pacific Coast	94-98
VT800C Shadow	1988
VF1100C Magna	83-86
VF1100S Sabre	84-85
VT1100C Shadow 1100	85-90
VT1100C Shadow 1100	92-96

**HONDA®**

<b>32-0150</b>	
Clutch Slave Cylinder Repair Kit	
<b>17-0210</b>	
Slave Cylinder Piston	
VF500C Magna	84-85
VF500F Interceptor	84-85
VFR700F Interceptor	1986
VFR700F2 Interceptor	86-87
VFR750F Interceptor	1986
VFR750F	90-97
VFR750R (RC30)	1990
CB1000	94-95
CBRI000F Hurricane	87-88
CBRI000F Hurricane	90-91
CBRI000F Hurricane	93-96
ST1100	91-02
ST1100A (ABS II)	92-02
GL1500 Goldwing	88-90
GL1500A Goldwing Aspencade	91-00
GL1500I Goldwing Interstate	91-96
GL1500SE	90-00
GL1500C Valkyrie	97-01
GL1500CF Valkyrie Interstate	99-01
GL1500CT Valkyrie Tourer	97-00
GL1500CD Valkyrie	2002
GL1800 Goldwing (All)	01-12
VTX1800 (All)	02-09

**HONDA®**

<b>32-0151</b>	
Clutch Slave Cylinder Repair Kit	
VFR800/A	02-09
NRX1800	04-05

**HONDA®**

<b>32-0146</b>	
Clutch Slave Cylinder Repair Kit	
VF1000F Interceptor	1984
VF1000R	85-86
GL1200 Goldwing	1984
GL1200A Goldwing Aspencade	84-87
GL1200I Goldwing Interstate	84-87
GL1200L LTD	1985
GL1200SEI	1986

**HONDA®**

<b>32-0156</b>	
Clutch Slave Cylinder Repair Kit	
VFR800FI	98-01
VTR1000F	98-05
RVT1000R RC-51	00-06
CBR1100SF Y	2000
CBR1100XX	97-06
ST1300/A/P (All)	03-13

**KAWASAKI®**

<b>32-0158</b>	
Clutch Slave Cylinder Repair Kit	
<b>17-0208</b>	
Slave Cylinder Piston	
ZL900A1/A2 Eliminator	85-86
ZX900A1/A2/A3 Ninja 900R	84-86
ZL1000A1 Eliminator	1987
ZX1000A1/A2 Ninja 1000R	86-87
ZG1200A1 Voyager XII	1986
ZG1200B1~B17 Voyager XII	87-03
ZX1200C1/C2/C3/C4 ZZR1200	02-05
VN1500A1/A2/A3/A4/A5 Vulcan	88-91
VN1500A6/A7/A8/A9 Vulcan 88	92-95
VN1500A10/A11/A12 Vulcan 1500	96-98
VN1500B1/B2/B3/B4 Vulcan 88 SE	87-90
VN1500C3/C4 Vulcan 1500L	96-97
VN1500D1/D2 Vulcan 1500 Classic	96-97
VN1500E1/E2/E3/E4/E5/E6/E7 Vulcan 1500 Classic	98-04
VN1500G1/G1A/G2A/G3	99-01
Vulcan 1500 Nomad	
VN1500J1/J2 Vulcan 1500 Drifter	99-00
VN1500L1/L2/L3/L4/L5	00-04
Vulcan 1500 Nomad F.I.	
VN1500N1/N2/N3 Vulcan 1500 Classic F.I.	00-02
VN1500P1/P2 Vulcan 1500 Mean Streak	02-03
VN1500R1/R2/R3/R4/R5	01-05
Vulcan 1500 Drifter	
VN1500T Vulcan 1500 Classic	2006
VN1600A1/A2 Vulcan 1600 Classic	03-04
VN1600B1/B2 Vulcan 1600 Mean Streak	04-05
VN1600D Vulcan 1600 Nomad	05-08
VN1600E Vulcan 1600 Classic	2006
VN1600F Vulcan 1600 Mean Streak	2006
VN1600G Vulcan 1600 Nomad	2006
VN1700 Vulcan (All)	09-13

**KAWASAKI®**

<b>32-0157</b>	
Clutch Slave Cylinder Repair Kit	
<b>17-0208</b>	
Slave Cylinder Piston	
ZX750F1/F2/F3/F4 Ninja 750R	87-90
ZX750H1/H2 Ninja ZX-7	89-90
ZX750J1/J2 Ninja ZX-7	91-92
ZX750K1/K2 Ninja ZX-7R	91-92
ZX750L1/L2/L3 Ninja ZX-7	93-95
ZX750M1/M2 Ninja ZX-7R	93-94
ZX750N1/N2 Ninja ZX-7RR	96-97
ZX750P1/P2/P3/P4/P5/P6/P7/P8 Ninja ZX-7R	96-03
ZX900B1/B2/B3/B4 Ninja ZX-9R	94-97
ZG1000A1~A20 Concours	86-05
ZX1000B1/B2/B3 Ninja ZX-10	88-90
ZR1100A1/A2/A3/A4	92-95
ZR1100C3/C4 ZRX1100	99-00
ZX1100C1/C2/C3/C4 Ninja ZX-11	90-93

**KAWASAKI®**

<b>32-0157</b>	
Clutch Slave Cylinder Repair Kit	
<b>17-0208</b>	
Slave Cylinder Piston	
ZX1100D1~D9 Ninja ZX-11	93-01
ZX1100E1/E2/E3 GPz1100	95-97
ZX1100F1 GPz 1100 ABS	1996
ZR1200A1/A2/A3/A4/A5	01-05
ZRX1200R	

**TRIUMPH®**

<b>32-0157</b>	
Clutch Slave Cylinder Repair Kit	
<b>32-0220</b>	
Complete Rebuild Kit W/ Piston	
OEM# 1170201-T0301	
Daytona 750	92-93
Thunderbird 885	95-13
Tiger 885	93-98
Daytona 900	93-06
Speed Triple 900 (Carbs)	94-98
Sprint 900 (Carbs)	93-98
Trident 900	91-98
Trophy 900 (71699 on)	91-04
Speed Triple 955	00-04
Daytona 1000	92-93
Speed Triple 1050	05-13
Daytona 1200	93-06
Daytona Super III	93-06
Adventurer	96-01
Legend TT	98-01
Thunderbird Sport	98-03

**SUZUKI®**

<b>32-0167</b>	
Clutch Slave Cylinder Repair Kit	
DL1000 V-Strom	02-12
SV1000	03-07
SV1000S	03-07

**SUZUKI®**

<b>32-0177</b>	
Clutch Slave Cylinder Repair Kit	
RF900RR/RS/RT/RV	94-97
RF900RZS	1995
GSX1100GM/GN/GP Shaft	91-93
GSX-R1100G/H/J	86-88
GSX-R1100K/L/M/N	89-92
GSX-R1100WP/WR/WS/WT/VV/WW	93-98
GSF1200SV/SW/SX/SY Bandit	97-00
GSF1200SAV Bandit	1997
GSX1300R K2/K3/K4/K5/K6/K7 Hayabusa	02-07

**SUZUKI®**

<b>32-0255</b>	
Clutch Slave Cylinder Repair Kit	
GSX650 Bandit	07-12
GSX650F	08-09
GSF1250 Bandit	07-12
GSX1250FA	10-12

**SUZUKI®**

<b>32-0176</b>	
Clutch Slave Cylinder Repair Kit	
GSX- R750	86-87
GSX1100F Katana	88-93
GSF1200 Bandit	01-06
GSX1300R Hayabusa	99-01

**32-0129****32-0150****32-0146****32-0158****32-0157****32-0220**

EQUIPMENT & TOOLS

### K&L CLUTCH SLAVE CYLINDER REPAIR KIT cont.



32-0177

YAMAHA®		
32-0128		
Clutch Slave Cylinder Repair Kit		
FZ700T/TC		1987
FZX700S/SC/T/TC		86-87
FZ750N/S/SC		85-86
FZ750U/UC		1988
FZR750RT/RU		87-88
YZF750RF/RFC		1994
YZF750RH/RHC/RJ/RJC/RK/RKC		96-98
FZR1000T/TC/U/UC/M/MC/A/AC		87-90
FZR1000B/BC/D/DC/E/EC/F/FC/G/GC		91-95
GTS1000AE/AEC/AF/AFC		93-94
YZF1000R/RJC		1997
FJ1100L/LC/N/NC		84-85
FJ1200		86-92
FJ1200A (ABS)		92-93
VMX12 V-Max		85-07
XVZ1200 Venture		83-84
XVZ1200 Venture Royale		83-85
XVZ1300 Venture		86-88
XVZ1300 Venture Royale		86-93
XVZ1300 Royal Star		96-01
XVZ1300 Royal Star Boulevard		99-01
XVZ1300 Royal Star Tour Classic		96-00
XVZ1300 Royal Star Tour Deluxe		97-10
XVZ1300 Royal Star Venture		99-11
XVZ1300 Royal Star Midnight Venture		02-06



32-0176



32-0128

HARD PARTS

CARB & FUEL

IGNITION/ELECTRICAL

### ALUMINUM OIL DRAIN PLUG WASHER ASSORTMENT



Kit contains 75 pieces, 25 pieces each from applications listed. Made in U.S.A.

K&L P/N			
15-8484	Complete Kit-75 pieces. Replacements sold in pk/25.		
15-8480	Honda 12mm	94109-12000	12.5 x 20 x 2.0mm
15-8481	Honda 14mm	94109-14000	14.5 x 22.5 x 2.0mm
15-8482	Kawasaki 12mm	92065-097	12.5 x 22.5 x 2.0mm



15-8484

#### SMALLER SIZES AVAILABLE

Not included in Kit. Sold in packs/10.

K&L P/N			
15-8487	Honda 8mm	90474-333-000	8.3x15.7x 2.0mm
	Honda 8mm	90471-580-000	
	Oil Drain Bolt - CRF250/450, TRX450R/ER		
	Final Drive Drain Bolt - CB, CX, GL, ST, TRX, VF, XL, XR models		
15-8488	Kawasaki 8mm	92022-1086	8.3x16x 1.2mm
	Suzuki 8mm	09168-08029	
	Final Drive Drain Bolt - KZ/VN/ZG models.		
	Valve Cover Oil Bolt - GSX/GSXR		
15-8489	Suzuki 6mm	09168-06004	6.3x11x 1.2mm
	Yamaha 6mm	90430-06016-00	

Oil Level Inspection Bolt, Water Pump Drain Bolt  
Oil Level Inspection Bolt - YZ, XV 16/17/19

CONTROL

SUSPENSION

ACCESSORIES

MARINE

### CLUTCH & PRIMARY TOOL

6mm bolts supplied with 5/8" through bolt. This tool is for removing clutch bodies, flywheels and primary gears. Works on ACTION, COBRA, LEM, KTM, and ITALJET Pee-Wee racer 50cc applications.



35-8605

35-8605 Clutch & Primary Tool.  
7 Hole Special Disk #MP51

### CLUTCH HOLDING TOOL LOCKING VISE TYPE

Vise type tool will hold inner clutch hubs, gears, sprockets and flywheels (using pins opposite jaws side). Carbon steel with heat treated jaws and nickel finish. Max. 130mm(5") jaw opening.



35-6891

35-6891 Clutch Holding Tool  
Locking Vise Type

### K&L BLEEDER BOLT RUBBER CAPS

Sold pk/10. Made in Japan.



33-1149

33-1149 Brake Bleeder Bolt Rubber  
Caps

### EBC DOT 4 BRAKE FLUID

General purpose glycol fluid with wet boiling point of 260°C/500°F for modern motorcycle brake systems. Sold in 8.8 oz. bottle. **NOTE: CANNOT BE MIXED WITH DOT 5 SILICONE FLUIDS.**



35-7123 Dot 4 Brake Fluid

### RADIATOR CAP

Universal offroad applications. Fits small round neck radiators. 1.1 rating equals 16 lbs. Made in Japan. Sold each



26-4703 Radiator Cap 0.9

26-4704 Radiator Cap 1.1

### RED LINE WATER WETTER & SUPERCOOL

Doubles the wetting ability of water and improves heat transfer. Water Wetter is a concentrate, SuperCool is ready to use as is. **NOTE: WERA, AFM, CCS & AMA APPROVED.** Sold each



35-2062 Water Wetter. 12fl. oz. bottle,

35-1320 SuperCool, 1/2 Gallon

35-1320

35-2062

### REDLINE RACING FUNNEL

Oddly shaped funnel allows pouring of oil or coolant around body-work to reach hard to get to filler openings. Pours in both vertical and horizontal positions.



35-2115 Red Line Racing Funnel

35-2115

## CLUTCH COVER GASKETS

Sold in pk/2.

### KAWASAKI®

#### APPLICATION YEAR

16-5810	
11060-1529	
Z1/Z1A/Z1B-900	73-75
KZ900A4/A5	76-77
KZ900B1 LTD	1976
KZ1000A1/A2	77-78
KZ1000A3/A3A/A4 MKII	79-80
KZ1000B1/B2/B3/B4 LTD	77-80
KZ1000C Police	78-81
KZ1000D1 Z1R	1978
KZ1000D3 Z1R	1980
KZ1000E1/E2 Shaft ST	79-80
KZ1000G1 Classic LTD	1980

#### 16-6052

11060-1070	
KZ1000J1/J2/J3	81-83
KZ1000K1/K2 LTD	81-82
KZ1000M1/M2 CSR	81-82
KZ1000P1~P21 Police	82-02
KZ1000R1/R2 Replica	82-83
KZ1100A1/A2/A3 Shaft	81-83
KZ1100B1/B2 GPz	81-82
KZ1100D1/D2 Spectre	82-83
KZ1100L1 LTD	1983
ZN1100B1/B2 LTD	84-85
ZX1100A1/A2 GPz	83-84

### SUZUKI® STREET

#### APPLICATION YEAR

16-6047	
11482-49201-H17	
GS1000SZ Katana	1983
GS1100E	80-83
GS1100LT	1980
GS1100SD Katana	1983
GS1150ES	83-86

### YAMAHA® STREET

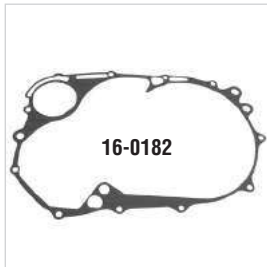
#### APPLICATION YEAR

16-3840	
3GG-15461-02-00	
RZ350L/N/NC/NCII	84-85
16-0182	
3EG-15462-00-00	
XV700 Virago	84-87
XV750 Virago	81-83
XV750 Virago	88-97
XV920 Virago	82-83
XV920R Virago	81-82
XV1000 Virago	84-85
XV1100 Virago	86-99

### YAMAHA® ATV

#### APPLICATION YEAR

16-3840	
3GG-15461-01-00	
YFZ350T~R Banshee	87-06



## ONE WAY STARTER CLUTCH BEARING

Manufactured by the same OE manufacturer as the OEM part. Made in Japan using highest quality components. Easy to read marked arrows to ensure proper installation without confusion.



20-6453	13194-1094
20-6454	12600-19810
20-6435	4H7-15580-10-00
20-6436	1UY-15590-01-00
20-6437	5KM-15590-00-00



## CLUTCH CENTER HUBS



### OEM PART #

17-5407	22120-KRN-A00	17-5458	22120-KZ3-B11
17-5407	22120-KSC-670	17-5458	22120-MEN-A00
17-5407	22120-KZ4-A90	17-5493	21411-35G10
17-5408	22120-KRN-A40	17-5493	21411-35G11
17-5409	22120-KS6-000	17-5494	13087-0015
17-5409	22120-KS6-010	17-5513	13087-1098
17-5452	22120-ML3-910	17-5513	13087-1138
17-5452	22120-ML3-911	17-5514	13087-1139
17-5457	22121-GBF-830	17-5514	13087-1153
17-5458	22120-KZ3-860	17-5514	13087-1153
17-5458	22120-KZ3-861	17-5514	13087-1168
17-5458	22120-KZ3-862	17-5519	50332002000
17-5458	22120-KZ3-B10	17-5519	50332002100

### HONDA® KTM®

17-5407	CR125R 00-07	17-5519	125 EXC 00-05
	CRF250R 04-09		125 EXE 00-01
	CRF250X 04-17		125 MXC 00-03
17-5408	CRF250R 10-17		125 Super-moto 00-01
17-5409	CR125R 86-99		125 SX 00-16
17-5452	CR250R 90-91		125 SXS 99-03
	CR500R 90-96		150 SX 10-16
17-5457	CR80R 96-02		150 XC 10-14
	CR85R 03-07		200 EXC 13
17-5458	CR125R 00-07		200 EXC 00-05
	CR250R 92-07		200 MXC 00-03
	CRF250R 04-06		200 SM 05
	CRF450R 02-07		200 SX 00-04

### SUZUKI®

17-5493	RMX450Z 10-11		200 XC 06
	RM-Z450 05-13		200 XCW 06
	LT-R450 06-07		200 XCW 10-16
	LT-R450Z 06-07		

### KAWASAKI®

17-5494	KXF450R 08-14		
	KLX450R 08-09		
	KX450F 06-17		
17-5513	KDX250 91-94		
	KX500 89-04		
17-5514	KX250 97-07		

EQUIPMENT & TOOLS

HARD PARTS

CARB & FUEL

IGNITION/ELECTRICAL

CONTROL

SUSPENSION

ACCESSORIES

MARINE

## K&L CLUTCH SPRINGS

K&L clutch springs are 10% stiffer than stock.

**CLUTCH SPRINGS ARE SOLD IN SETS.  
WHEN ORDERING CLUTCH SPRINGS ORDER QT 1 SET ONLY.**



17-7087

### HONDA® STREET APPLICATION

APPLICATION	YEAR	SPRING SET
CB450SC Nighthawk	82-86	<b>17-7087</b>
CB550F Super Sport	76-77	<b>17-7085</b>
CB650 S.O.H.C.	79-82	<b>17-7085</b>

### HONDA® ATV APPLICATION

APPLICATION	YEAR	SPRING SET
ATC200X	83-87	<b>17-7085</b>

### HONDA® DUAL SPORT/OFFROAD APPLICATION

APPLICATION	YEAR	SPRING SET
XL200/R	83-84	<b>17-7085</b>
XR200R	84-91	<b>17-7085</b>
XL500S	79-81	<b>17-7087</b>
XL500R	1982	<b>17-7087</b>
XR500/R	79-82	<b>17-7087</b>

### KAWASAKI® STREET APPLICATION

APPLICATION	YEAR	SPRING SET
EX305B1 GPz	1983	<b>17-7263</b>
KZ400	75-77	<b>17-7328</b>
KZ440 (all)	80-83	<b>17-7328</b>
EN450 454 LTD	85-90	<b>17-7263</b>
EN500A Vulcan	90-96	<b>17-7263</b>
EN500C LTD Vulcan	96-09	<b>17-7263</b>
EX500A1~A7	87-93	<b>17-7263</b>
EX500 Ninja 500R	94-09	<b>17-7263</b>
ZL600 Eliminator	86-87	<b>17-7520</b>
ZL600B2 Eliminator	96-97	<b>17-7520</b>
ZX600D Ninja ZX-6	90-93	<b>17-7328</b>
ER650F EN-6	06-11	<b>17-7328</b>
EX650 Ninja 650	06-12	<b>17-7328</b>
KZ650 Series	77-83	<b>17-7328</b>
KZ700A1	1984	<b>17-7328</b>
VN700A1 Vulcan	1985	<b>17-7328</b>
ZN700A1/A2LTD	84-85	<b>17-7328</b>
KZ750B (2 cyl)	76-79	<b>17-7328</b>
KZ750L3	1983	<b>17-7328</b>
KZ750E1/E2/E3	80-82	<b>17-7328</b>
KZ750F1 LTD	1983	<b>17-7328</b>
KZ750 LTD (Twin)	1980	<b>17-7328</b>
KZ750H LTD	80-83	<b>17-7328</b>
KZ750M1 CSR (Twin)	1982	<b>17-7328</b>
KZ750N1/N2 Spectre	82-83	<b>17-7328</b>
KZ750R1 GPz	1982	<b>17-7328</b>
VN750 Vulcan	86-05	<b>17-7328</b>

### KAWASAKI® STREET APPLICATION

APPLICATION	YEAR	SPRING SET
ZX750 GPz	83-85	<b>17-7328</b>
ZX750 GPz Turbo	84-85	<b>17-7328</b>
ZX750 Ninja ZX-7	89-90	<b>17-7520</b>
ZX750 ZX-7R	91-03	<b>17-7305</b>
ZX750 Ninja ZX-7	93-95	<b>17-7305</b>
VN800 Vulcan 800	95-01	<b>17-7263</b>
VN800 Vulcan Classic	96-01	<b>17-7263</b>
Z1/Z1A/Z1B 900	73-75	<b>17-7328</b>
KZ900A4/A5	76-77	<b>17-7328</b>
KZ900B1 LTD	1976	<b>17-7328</b>
VN900 Vulcan	06-12	<b>17-7328</b>
ZL900 Eliminator	85-86	<b>17-7520</b>
ZX900ANinja 900R	84-86	<b>17-7328</b>
KZ1000 998cc/1015cc motors, <i>except*</i>	77-83	<b>17-7328</b>
*KZ1000E1/E2 Shaft ST	79-80	<b>17-7520</b>
KZ1000P Police	82-05	<b>17-7520</b>
ZG1000 Concours	86-06	<b>17-7520</b>
ZL1000 Eliminator	1987	<b>17-7520</b>
ZX1000AB Ninja 1000R ZX-10	86-90	<b>17-7520</b>
KZ1100A Shaft	81-83	<b>17-7520</b>
KZ1100B1/B2 GPz	81-82	<b>17-7328</b>
KZ1100D Spectre	82-83	<b>17-7520</b>
KZ1100L1 LTD	1983	<b>17-7520</b>
ZN1100B LTD	84-85	<b>17-7520</b>
ZR1100A	92-94	<b>17-7520</b>
ZR1100C ZRX1100	99-00	<b>17-7520</b>
ZX1100A1/A2 GPz	83-84	<b>17-7520</b>
ZG1200 Voyager XII	86-03	<b>17-7520</b>
KZ/ZN1300 Six Cylinder	79-88	<b>17-7328</b>

### KAWASAKI® ATV APPLICATION

APPLICATION	YEAR	SPRING SET
KXT250A1 Tecate 3	1984	<b>17-7263</b>

### KAWASAKI® DUAL SPORT/OFFROAD APPLICATION

APPLICATION	YEAR	SPRING SET
KDX250	80-84	<b>17-7263</b>
KDX250	91-94	<b>17-7305</b>
KX250	82-86	<b>17-7263</b>
KX250	89-91	<b>17-7305</b>
KX250J/K/L	92-01	<b>17-7328</b>
KX500E1~E16	89-04	<b>17-7305</b>
KL600A KLR	84-86	<b>17-7263</b>
KL650	87-95	<b>17-7263</b>

### KAWASAKI® DUAL SPORT/OFFROAD APPLICATION

APPLICATION	YEAR	SPRING SET
KL650 KLR	96-05	<b>17-7328</b>
KL650 Tengai KLR	90-91	<b>17-7263</b>
KLE650 Versys	07-12	<b>17-7328</b>
KLX650	93-96	<b>17-7263</b>

### YAMAHA® STREET APPLICATION

APPLICATION	YEAR	SPRING SET
SR500E~H	78-81	<b>17-7181</b>
TX500	73-74	<b>17-7322</b>
XS500A~E	73-78	<b>17-7322</b>
XJ550RJ/RK Vision	81-83	<b>17-7181</b>
XZ550RJ/RK Vision	81-83	<b>17-7181</b>
FJ600L/LC/N/NC	84-88	<b>17-7181</b>
FZ600S	86-88	<b>17-7181</b>
SRX600	1986	<b>17-7322</b>
XJ600S Seca II	92-98	<b>17-7181</b>
YX600S Radian	86-90	<b>17-7181</b>
TX650	1973	<b>17-7322</b>
TX750	73-74	<b>17-7322</b>
XJ750	81-83	<b>17-7181</b>
XS750	77-79	<b>17-7322</b>
XS850	80-81	<b>17-7322</b>
XV920	81-83	<b>17-7181</b>
XV1000 Virago	84-85	<b>17-7181</b>
XJ1100	1982	<b>17-7322</b>
XS1100	78-81	<b>17-7322</b>

### YAMAHA® DUAL SPORT/OFFROAD APPLICATION

APPLICATION	YEAR	SPRING SET
YZ80	1996	<b>17-7181</b>
YZ85	02-03	<b>17-7181</b>
YZ125	02-04	<b>17-7181</b>
TTR250	99-06	<b>17-7181</b>
WR250R	08-11	<b>17-7181</b>
WR250X	09-11	<b>17-7181</b>
TT/XT350	85-00	<b>17-7181</b>
MX400B	1975	<b>17-7322</b>
TT 500	86-81	<b>17-7181</b>
XT550	82-83	<b>17-7322</b>
YFM660R Raptor	01-05	<b>17-7322</b>

## CLUTCH FIBER KITS

These high quality Clutch Fiber Kits sourced directly from OEM suppliers FCC in Japan. Kit contains all the fiber clutch plates required for each model listed.

**(FIBER CLUTCH PLATES MUST BE SOAKED IN CLEAN ENGINE OIL BEFORE INSTALLATION)**



### HONDA® STREET APPLICATION

APPLICATION	YEAR	K&L P/N
CB250 Nighthawk	91-97	<b>17-5161</b>
CMX250C/CD Rebel	85-87	<b>17-5161</b>
CBR600F4	01-06	<b>17-5159</b>
CBR600RR	03-15	<b>17-5159</b>
CBR600RA	09-15	<b>17-5159</b>
NX650	88-89	<b>17-5155</b>
CB750K1-K5	71-75	<b>17-5163</b>
CB750K	79-82	<b>17-5152</b>
CB750L LTD	1979	<b>17-5152</b>
CB750F Supersport	79-82	<b>17-5152</b>
CB750C Custom	80-82	<b>17-5152</b>
CB750SC Nighthawk	82-83	<b>17-5152</b>
VFR800/A	02-09	<b>17-5159</b>
CB900C Custom	81-82	<b>17-5152</b>
CB900F Supersport	79-82	<b>17-5152</b>
CB900F	02-07	<b>17-5159</b>
CBR900RR	98-99	<b>17-5159</b>

<b>HONDA® STREET</b>			
APPLICATION	YEAR	K&L P/N	
CB1000C Custom	1983	17-5152	
GL1100A/I Goldwings	80-83	17-5153	
VT1100C Shadow	85-96	17-5154	
VT1100C Shadow	97-07	17-5156	
VT1100C2 Shadow	95-07	17-5156	
VT1100C3 Shadow	98-02	17-5156	
VT1100D2 Shadow	1999	17-5156	
VT1100T Shadow Touring	98-01	17-5156	

<b>HONDA® OFFROAD</b>			
APPLICATION	YEAR	K&L P/N	
CR125R	1981	17-5161	
CR125R	86-99	17-5160	
XR500R	83-84	17-5155	
XL600R	83-87	17-5155	
XR600R	85-0 0	17-5155	

<b>HONDA® ATV</b>			
APPLICATION	YEAR	K&L P/N	
TRX300EX	93-06	17-5162	

<b>KAWASAKI® STREET</b>			
APPLICATION	YEAR	K&L P/N	
EN450A 454 LTD	85-90	17-5427	
EN500A Vulcan 500	90-96	17-5427	
EN500C Vulcan 500 LTD	96-09	17-5427	
ER500A/C ER-5	97-03	17-5427	
EX500A/D Ninja	87-09	17-5427	
KZ550A	80-83	17-5427	
KZ550C LTD	80-83	17-5427	
KZ550D Gpz	81	17-5427	
KZ550F Spectre	83-84	17-5427	
KZ550H Gpz	82-83	17-5427	
KZ550M LTD	83	17-5427	
ZR550B Zephyr	90-93	17-5427	
ZX550A Gpz	84-85	17-5427	
ZX600A Ninja 600	85-87	17-5427	
ZX600B Ninja 600RX	87	17-5427	
ZX600C Ninja 600R	88-97	17-5427	
ZL600A/B Eliminator	86-97	17-5427	
KL600A/B KLR600	84-86	17-5427	
KL650A KLR650	87-95	17-5427	
KL650B Tengai	90-91	17-5427	
KLX650A/C/D	93-95	17-5427	
VN750A Vulcan	86-06	17-5429	
ZX750K/L ZX-7	91-95	17-5429	
ZX750M ZX-7R	93-94	17-5429	
ZX750N ZX-7RR	96-97	17-5429	
ZX750P ZX-7R	96-03	17-5429	
ZL900A Eliminator	85-86	17-5422	
ZX900B ZX-9R	94-97	17-5429	
ZX900C ZX-9R	98-99	17-5434	
ZX900E/F ZX-9R	00-03	17-5434	
KZ1100E Shaft	79-80	17-5422	
KZ1000J	81-83	17-5422	
KZ1000K LTD	81-82	17-5422	
KZ1000M CSR	81-82	17-5422	
KZ1000P Police	82-05	17-5422	
KZ1000R Replica	82-83	17-5422	
ZG1000A Concours	86-06	17-5422	
ZL1000A Eliminator	1987	17-5422	
ZR1000A ZR1000	03-06	17-5434	
ZR1000B ZR1000	07-09	17-5434	
ZX1000A Ninja	86-87	17-5422	
ZX1000B ZX-10	89-90	17-5422	
KZ1100A Shaft	81-83	17-5422	
KZ1100B Gpz	81-82	17-5422	
KZ1100D Spectre	82-83	17-5422	
KZ1100L LTD	1983	17-5422	
ZN1100B Shaft	84-85	17-5422	
ZX1100A Gpz	83-84	17-5422	
ZX1100C/D ZX-11	90-01	17-5437	
ZX1100E/F Gpz	95-97	17-5437	

<b>KAWASAKI® STREET</b>			
APPLICATION	YEAR	K&L P/N	
ZG1200A Voyager XII	1986	17-5422	
ZG1200B Voyager XII	87-03	17-5422	

<b>KAWASAKI® OFFROAD</b>			
APPLICATION	YEAR	K&L P/N	
KX60	83-02	17-5438	
KX65	00-15	17-5438	
KDX80	82-88	17-5438	
KX80	81-84	17-5438	
KLX110	05-14	17-5438	
KDX200	95-06	17-5439	
KDX220	97-05	17-5439	

<b>SUZUKI® STREET</b>			
APPLICATION	YEAR	K&L P/N	
GSX600F Katana	92-97	17-5477	
GSX600F Katana	98-06	17-5479	
GSX-R600W	92-93	17-5477	
GSX-R600	06-09	17-5491	
SFV650 Gladius	09-15	17-5487	
SV650/S (All)	03-09	17-5487	
LS650F/P Savage	86-88	17-5480	
LS650P Savage	95-04	17-5480	
LS650P S40	05-15	17-5480	
GSX750F Katana	89-97	17-5477	
GSX750F Katana	98-06	17-5479	
GSX-R750	88-92	17-5477	
GSX-R750W	93-95	17-5477	
GSX-R750	06-13	17-5491	
RF900R	1994	17-5465	
RF900R	95-97	17-5471	
TL1000R	98-00	17-5478	
TL1000S	97-98	17-5471	
TL1000S	99-00	17-5478	
GSX1100F Katana	88-92	17-5464	
GSX-R1100	89-92	17-5466	
GSX-R1100W	93-98	17-5465	
GSF1200 Bandit	97-00	17-5471	
GSF1200 Bandit	01-05	17-5484	
GSX1300R Hayabusa	99-01	17-5481	
GSX1300R Hayabusa	02-15	17-5485	
GSX1300BK B-King	08-09	17-5485	
VS1400GL Intruder	87-04	17-5473	
VS1400GL S80	05-09	17-5473	

<b>SUZUKI® ATV</b>			
APPLICATION	YEAR	K&L P/N	
LT-Z400 QuadSport	06-13	17-5492	

<b>YAMAHA® STREET</b>			
APPLICATION	YEAR	K&L P/N	
RZ350	1985	17-5507	
XT350 DualSport	85-00	17-5507	
XS360C/D	76-77	17-5497	
XS400D/E/F/2F/G	77-80	17-5497	
XS400SG/H/SH/SJ Special	80-82	17-5497	
XP500 T-Max	01-11	17-5411	
XP500T T-Max ABS	05-11	17-5411	
XJ600S Seca II	92-99	17-5499	
XT600 DualSport	84-89	17-5503	
XT600E DualSport	90-95	17-5503	
YZF600R	97-07	17-5505	
YZF-R6	99-02	17-5504	
YZF-R6	03-05	17-5504	
YZF-R6	06-15	17-5501	
YZF-R6S	06-09	17-5504	
XJ650 Maxim	80-83	17-5499	
XJ650RJ Seca	1982	17-5499	
XJ650LK/LJ Seca Turbo	82-83	17-5499	
FZX700 Fazer	86-87	17-5499	
XJ700 Maxim	85-86	17-5499	
XJ700X Maxim X	85-86	17-5499	
FZ750	85-86	17-5499	

EQUIPMENT &amp; TOOLS

HARD PARTS

CARB &amp; FUEL

IGNITION/ELECTRICAL

CONTROL

SUSPENSION

ACCESSORIES

MARINE



EQUIPMENT & TOOLS

YAMAHA® STREET			
APPLICATION	YEAR	K&L P/N	
XJ750J/K Maxim	82-83	17-5499	
XJ750MK Midnight Maxim	1983	17-5499	
XJ750R Seca	81-83	17-5499	
XS7502D/E/F	77-78	17-5497	
XS750SE/SF Special	79-80	17-5497	
XV750 Virago	81-83	17-5495	
XV750MK Midnight Virago	1983	17-5495	
XV750 Virago	88-97	17-5495	
YZF750R	94-98	17-5501	
TDM850	92-93	17-5499	
XS850G/H	80-81	17-5497	
XS850SG/SH Special	80-81	17-5497	
XJ900 Seca	1983	17-5499	
XV920J/K Virago	82-83	17-5495	
XV920RH/RJ Virago	81-82	17-5495	
XV920MK Midnight Virago	1983	17-5495	
XV1000 Virago	84-85	17-5495	
FJ1100	84-85	17-5506	
XV1100 Virago	86-99	17-5495	
XVS1100 V-Star	99-09	17-5495	
FJ1200	86-92	17-5506	
FJ1200A ABS	92-93	17-5506	

HARD PARTS

CARB & FUEL

IGNITION/ELECTRICAL

CONTROL

YAMAHA® OFFROAD			
APPLICATION	YEAR	K&L P/N	
WR250F	01-11	17-5508	
YZ250F	01-07	17-5508	
BW350 Big Wheel	87-88	17-5507	

YAMAHA® ATV			
APPLICATION	YEAR	K&L P/N	
YFM350U Big Bear 2WD	1999	17-5507	
YFZ350 Banshee	87-06	17-5507	
YFM400 Big Bear 2WD	00-04	17-5507	
YFM400F Big Bear 4WD	00-03	17-5507	
YFM40F Big Bear 4WD	03-12	17-5507	
YFM40F Grizzly 4WD	2009	17-5507	
YFZ450	04-06	17-5509	
YFZ450	07-09	17-5510	
YFM660R Raptor	01-05	17-5503	
YFM700R Raptor	06-16	17-5511	

### K&L CLUTCH PLATES

K&L Supply is proud to offer these high quality plates from one of the leading clutch manufacturers in Japan, giving you the highest quality available. K&L offers friction plates and metal drive plates.

**NOTE: FRICTION PLATES AND METAL DRIVE PLATES ARE SOLD EACH. PLEASE NOTE THAT SOME APPLICATIONS REQUIRE MORE THAN ONE TYPE OF FRICTION PLATE. SPECIFY QUANTITY AND PART NUMBER REQUIRED WHEN ORDERING.**



SUSPENSION

ACCESSORIES

MARINE

HONDA® STREET			
APPLICATION	YEAR	FRICTION	DRIVE (METAL)
CB50R	2004	17-7163 (5)	17-8155 (4)
CB/CL100 Super Sport, Sc	71-74	17-7163 (5)	17-8155 (4)
CL100/K1/K2 Scrambler	71-73	17-7163 (5)	17-8155 (4)
CL100SK2/S3 Scrambler	73-74	17-7163 (5)	17-8155 (4)
CB125S/S1/S2	73-75	17-7163 (5)	17-8155 (4)
CB125S	76-85	17-7163 (5)	17-8155 (4)
CL125S/S1 Scrambler	73-74	17-7163 (5)	17-8155 (4)
CB175K3~K7 Super Sport	69-73	17-7369 (5)	(4)

HONDA® STREET			
APPLICATION	YEAR	FRICTION	DRIVE (METAL)
CL175K3~K7 Scrambler	69-73	17-7369 (5)	(4)
CM185T Twinstar	78-79	17-7163 (5)	17-8155 (4)
CB200	1974	17-7369 (5)	(4)
CB200T	75-76	17-7369 (5)	(4)
CL200 Scrambler	1974	17-7369 (5)	(4)
CM200T Twinstar	80-82	17-7163 (5)	17-8155 (4)
CM250C Custom	82-83	17-7163 (6)	17-8155 (6)
CMX250C Rebel	85-87	17-7163 (6)	17-8155 (6)
CMX250CD Rebel	1987	17-7163 (6)	17-8155 (6)
VTR250 Interceptor	1988	17-7163 (6)	(6)
VTR250 Interceptor	89-90	17-7163 (6)	(6)
CB350F/F1 (4 cylinder)	72-74	17-7368 (6)	(6)
		17-7369 (1)	(6)
CB350G Super Sport	1973	17-1597 (8)	(7)
CB350K0 Super Sport	68-69	17-1597 (8)	(7)
CB350K1~K4	69-73	17-1597 (8)	(7)
CL350K0 Scrambler	68-69	17-1597 (8)	(7)
CL350K1~K5 Scrambler	69-73	17-1597 (8)	(7)
SL350/K1/K2 Moto Sport	70-73	17-1597 (8)	(7)
CB360/G	1974	17-1597 (8)	(7)
CB360T	75-76	17-1597 (8)	(7)
CJ360T	76-77	17-1597 (8)	(7)
CB400F Super Sport	75-77	17-7368 (6)	(6)
CB400TI Hawk	78-79	17-7368 (6)	17-8032 (6)
		17-7369 (1)	(6)
CB400TII Hawk	78-79	17-7368 (6)	17-8032 (6)
		17-7369 (1)	(6)
CB400T Hawk	80-81	17-7368 (6)	17-8032 (6)
		17-7369 (1)	(6)
CM400C Custom	1981	17-7368 (6)	17-8032 (6)
		17-7369 (1)	(6)
CM400E	80-81	17-7368 (6)	17-8032 (6)
		17-7369 (1)	(6)
CM400T	79-81	17-7368 (6)	17-8032 (6)
		17-7369 (1)	(6)
CB450K1~K7 Super Sport	68-74	17-5770 (7)	(6)
CB450T Hawk	1982	17-7368 (6)	17-8032 (6)
		17-7369 (1)	(6)
CB450SC Nighthawk	82-83	17-7368 (6)	17-8032 (6)
		17-7369 (1)	(6)
CB450SC Nighthawk	85-86	17-7368 (6)	17-8032 (6)
		17-7369 (1)	(6)
CL450K1~K6 Scrambler	68-74	17-5770 (7)	(6)
CM450C Custom	1982	17-7368 (6)	17-8032 (6)
		17-7369 (1)	(6)
CM450E	82-83	17-7368 (6)	17-8032 (6)
		17-7369 (1)	(6)
CMX450C Rebel	86-87	17-7368 (6)	17-8032 (6)
		17-7369 (1)	(6)
CB500T	75-76	17-5770 (7)	(6)
CB500/K1/K2	71-73	17-7373 (7)	(6)
CX500	78-79	17-1597 (6)	(5)
CX500C Custom	79-82	17-1597 (6)	(5)
CX500D Deluxe	79-81	17-1597 (6)	(5)
CX500T Turbo	1982		17-7485 (6)
FT500 Ascot	82-83	17-7368 (6)	(7)
		17-7369 (1)	(7)
GL500 Silverwing	81-82	17-1597 (6)	(5)
GL500I Silverwing	81-82	17-1597 (6)	(5)
VF500C Magna	84-85	17-7163 (8)	(8)
VF500F Interceptor	84-86	17-7163 (8)	(8)
VT500C Shadow	83-86	17-7368 (5)	17-8032 (5)
		17-7369 (1)	(5)
VT500FT Ascot	83-84	17-7368 (5)	17-8032 (5)
		17-7369 (1)	(5)
CB550/K1	74-75	17-1597 (7)	(5)
CB550/K	76-78	17-1597 (6)	(5)
CB550F Super Sport	1975	17-1597 (6)	(6)
CB550F Super Sport	1976	17-1597 (6)	(6)
CB550F Super Sport	76-77	17-1597 (6)	(5)
CB550SC Nighthawk	1983	17-7373 (6)	(5)
CB600F (519)	04-06	17-7298 (7)	17-7495 (7)

HONDA® STREET APPLICATION	YEAR	FRICTION	DRIVE (METAL)
CBR600F Hurricane	1987	17-7373 (5)	———— (5)
up to Engine 2020218		17-5770 (1)	————
CBR600F Hurricane	1987	17-7373 (5)	———— (5)
from Engine 2020219 on		17-5770 (1)	————
CBR600F Hurricane	88-90	17-7373 (5)	———— (4)
		17-5770 (1)	———— (1)
CBR600F2 Hurricane	1991	17-7298 (8)	17-7495 (8)
		17-7369 (1)	————
CBR600F2 Hurricane	1992	17-7298 (8)	———— (8)
		17-7369 (1)	————
CBR600F2 Hurricane	93-94	17-7298 (8)	17-7495 (8)
		17-7369 (1)	————
CBR600F3 Hurricane	95-98	17-7484 (8)	17-7495 (8)
CBR600F4 Hurricane	99-00	———— (5)	17-7495 (6)
		17-7484 (2)	————
CBR600RR	03-06	17-7298 (7)	17-7127 (7)
VT600C Shadow	1988	17-7298 (6)	17-8032 (6)
VT600C Shadow	1989	17-7371 (7)	———— (7)
VT600C Shadow	91-97	17-7298 (6)	17-8032 (6)
		17-7369 (1)	————
VT600CD Shadow VLX	93-98	17-7298 (6)	17-8032 (6)
		17-7369 (1)	————
VT600C Shadow	99-01	17-7484 (6)	17-8032 (6)
CB650	79-82	17-1597 (7)	———— (7)
CB650C Custom	80-81	17-1597 (7)	———— (7)
CB650SC Nighthawk	1982	17-1597 (7)	———— (7)
CB650SC Nighthawk	83-86	17-7373 (6)	———— (5)
CX650C	1983	17-1597 (7)	———— (6)
CX650T Turbo	1983	————	17-7485 (6)
GL650I Silverwing	1983	17-1597 (7)	———— (6)
NT650 Hawk GT	88-89	17-7371 (7)	———— (7)
NT650 Hawk GT	90-91	17-7371 (7)	17-7495 (7)
CB700SC Nighthawk	84-86	17-7297 (6)	17-7491 (5)
VF700C Magna	84-87	17-7297 (6)	17-7491 (5)
VF700F Interceptor	84-85	17-7297 (7)	17-7491 (6)
VF700S Sabre	84-85	17-7297 (6)	17-7491 (5)
VFR700F Interceptor	1986	17-7298 (8)	17-7495 (8)
		17-7369 (1)	————
VFR700F2 Interceptor	86-87	17-7298 (8)	17-7495 (8)
		17-7369 (1)	————
VT700C Shadow	84-87	17-7297 (6)	17-7491 (5)
CB750 Nighthawk	91-03	17-7373 (1)	17-7493 (5)
		17-5770 (1)	———— (1)
CB750F Super Sport	75-78	17-1598 (6)	17-7491 (5)
CB750C/F/K/L twin cam	79-82	17-7371 (7)	17-8018 (6)
		17-7372 (1)	———— (1)
CB750SC Nighthawk	82-83	17-7371 (7)	17-8018 (6)
		17-7372 (1)	———— (1)
VF750C Magna	82-83	17-7297 (6)	17-7491 (5)
VF750C Magna	1988	17-7297 (6)	17-7491 (5)
VF750C Magna Magna Deluxe	94-03	17-7298 (8)	17-7495 (8)
		17-7369 (1)	————
VF750F Interceptor	83-84	17-7297 (7)	17-7491 (6)
VF750S Sabre	82-83	17-7297 (6)	17-7491 (5)
VFR750F Interceptor	1986	17-7298 (8)	17-7495 (8)
		17-7369 (1)	————
VFR750F	90-97	17-7298 (8)	17-7495 (8)
		17-7369 (1)	————
VT750C Shadow	1983	17-7297 (6)	17-7491 (5)
PC800 Pacific Coast	89-90	17-7297 (2)	———— (6)
PC800 Pacific Coast	94-98	17-7297 (2)	———— (6)
VFR800FI Interceptor	98-99	17-7298 (8)	17-7495 (8)
		17-7369 (1)	————
VT800C Shadow	1988	17-7297 (6)	17-7491 (5)
CB900C/F	80-82	17-7371 (7)	17-8018 (6)
		17-7372 (1)	———— (1)
CBR900F (919)	02-07	17-7298 (7)	17-7127 (7)
CBR900RR	93-95	17-7298 (8)	———— (8)
CBR900RR	96-97	17-7368 (9)	17-7127 (9)
CBR900RR	98-99	17-7298 (7)	17-7127 (7)
CBR929RR	00-01	17-7298 (8)	———— (8)

HONDA® STREET APPLICATION	YEAR	FRICTION	DRIVE (METAL)
CBR954RR	02-03	17-7298 (8)	———— (8)
CB1000	94-95	17-5770 (1)	17-7493 (8)
		17-7297 (8)	————
CB1000C Custom	1983	17-7371 (7)	17-8018 (6)
		17-7372 (1)	———— (1)
CBR1000F Hurricane	87-88	17-5770 (1)	17-7493 (8)
		17-7297 (8)	————
CBR1000F Hurricane	90-91	17-5770 (1)	17-7493 (8)
		17-7297 (8)	————
CBR1000F Hurricane	93-95	17-5770 (1)	17-7493 (8)
		17-7297 (8)	————
CBR1000RR	04-06	17-7373 (6)	———— (6)
		17-7297 (2)	———— (1)
GL1000/L Goldwing	75-79	————	17-1598 (7)
VTR1000 Super Hawk	97-02	————	17-7493 (9)
		(10)	
GL1100 Goldwing	80-83	17-7236 (1)	17-7485 (6)
		17-7234 (7)	————
GL1100I Interstate	80-83	17-7236 (1)	17-7485 (6)
		17-7234 (7)	————
GL1100A Aspencade	82-83	17-7236 (1)	17-7485 (6)
		17-7234 (7)	————
ST1100	91-02	17-5770 (2)	17-7493 (9)
ST1100A (ABS)	92-02	17-5770 (2)	17-7493 (9)
VF1100C V65 Magna	83-86	———— (8)	17-8018 (7)
VF1100S V65 Sabre	84-85	———— (8)	17-8018 (7)
VT1100C Shadow	85-90	17-7297 (6)	17-7491 (5)
VT1100C Shadow	92-96	17-7297 (6)	17-7491 (5)
VT1100C/C2/C2-2	97-01	———— (7)	17-7493 (8)
GL1200 Goldwing	84-85	17-7234 (9)	17-7485 (7)
GL1200I Interstate	84-85	17-7234 (9)	17-7485 (7)
GL1200A Aspencade	84-85	17-7234 (9)	17-7485 (7)
GL1200L Limited	84-85	17-7234 (9)	17-7485 (7)
GL1200I Interstate	1986	————	17-7485 (7)
GL1200A Aspencade	1986	————	17-7485 (7)
GL1200SEI	1986	————	17-7485 (7)
C3/D2/T		17-7297 (2)	————
GL1500 Goldwing	88-89	17-7371 (9)	———— (8)
GL1500 Goldwing	1990	17-7371 (7)	———— (8)
		17-7372 (1)	———— (1)
GL1500A Aspencade	91-98	17-7371 (7)	———— (8)
		17-7372 (1)	———— (1)
GL1500I Interstate	91-96	17-7371 (7)	———— (8)
		17-7372 (1)	———— (1)
GL1500SE	90-98	17-7371 (7)	———— (8)
		17-7372 (1)	———— (1)

HONDA® ATV APPLICATION	YEAR	FRICTION	DRIVE (METAL)
ATC90/K1/K2/K3	70-75	17-7166 (3)	———— (4)
ATC90	76-78	17-7166 (3)	———— (4)
TRX90 Fourtrax	93-03	17-7163 (4)	17-8155 (3)
ATC110	79-85	17-7166 (3)	———— (4)
ATC125M	84-85	17-7166 (3)	———— (4)
ATC125M	86-87	17-7163 (4)	17-8155 (3)
TRX125 Fourtrax	85-86	17-7166 (3)	———— (4)
TRX125 Fourtrax	87-88	17-7163 (4)	17-8155 (3)
ATC185	1980	17-7163 (4)	17-8155 (3)
ATC185S	81-83	17-7163 (4)	17-8155 (3)
ATC200E/ES/M/S/X	81-85	17-7163 (4)	17-8155 (3)
ATC200X	83-85	17-7163 (5)	17-8155 (4)
ATC200X	86-87	17-7163 (5)	———— (4)
TRX200 Fourtrax 200	1984	17-7163 (4)	17-8155 (3)
TRX200/D/SX Fourtrax	86-97	17-7163 (5)	———— (4)
ATC250ES	85-87	17-7368 (5)	17-8164 (4)
ATC250R	81-84	17-7160 (7)	———— (6)
ATC250R	1985	17-7298 (7)	———— (6)
ATC250R	1986	17-7298 (7)	17-8164 (4)
ATC250SX	85-87	17-7368 (5)	17-8164 (4)
TRX250 Fourtrax 250	85-87	17-7368 (5)	17-8164 (4)
TRX250 Recon	97-01	17-7163 (5)	———— (4)
TRX250R Fourtrax 250R	86-89	17-7298 (7)	17-8164 (4)

EQUIPMENT & TOOLS

HARD PARTS

CARB & FUEL

IGNITION/ELECTRICAL

CONTROL

SUSPENSION

ACCESSORIES

MARINE

EQUIPMENT & TOOLS

HONDA® ATV APPLICATION	YEAR	FRICTION	DRIVE (METAL)
TRX250X Fourtrax 250X	87-88	<b>17-7298</b> (6)	<b>17-8164</b> (5)
TRX250X Fourtrax 250X	91-92	<b>17-7298</b> (6)	<b>17-8164</b> (5)
TRX250 Fourtrax Recon	02-11	<b>17-7163</b> (5)	— (4)
TRX250EX Sportrax	01-05	<b>17-7163</b> (5)	— (4)
TRX300 Fourtrax 300	88-00	<b>17-7368</b> (6)	<b>17-8164</b> (5)
TRX300EX	93-03	<b>17-7298</b> (6)	<b>17-8164</b> (5)
TRX300FW Fourtrax 300 4x4	88-00	<b>17-7368</b> (6)	<b>17-8164</b> (5)
ATC350X	85-86	<b>17-7298</b> (6)	<b>17-8164</b> (5)
TRX350 Fourtrax 4x4	86-87	<b>17-7368</b> (6)	<b>17-8164</b> (5)
TRX350D Foreman 4x4	87-89	<b>17-7368</b> (6)	<b>17-8164</b> (5)
TRX400EX	99-03	<b>17-7484</b> (7)	— (6)
TRX400FW Foreman	95-01	<b>17-7368</b> (6)	<b>17-8164</b> (5)
TRX400FW Foreman	2003	<b>17-7368</b> (6)	— (5)
TRX400FM Foreman	2002	<b>17-7368</b> (6)	<b>17-8164</b> (5)
TRX450S/ES Foreman	98-01	<b>17-7368</b> (6)	<b>17-8164</b> (5)
TRX450FE Foreman S/ ES	02-03	<b>17-7368</b> (6)	— (5)
TRX450R/ER SportTrax	04-12	<b>17-7483</b> (7)	<b>17-7030</b> (7)
TRX500FE/FM/TM Foreman	05-06	<b>17-7368</b> (7)	<b>17-8164</b> (5)

HARD PARTS

HONDA® DUAL SPORT/OFFROAD APPLICATION	YEAR	FRICTION	DRIVE (METAL)
CR60R	83-84	<b>17-7163</b> (4)	<b>17-8155</b> (3)
XL75	77-79	<b>17-7163</b> (3)	<b>17-8155</b> (3)
XR75/K1/K2	73-75	<b>17-7163</b> (3)	<b>17-8155</b> (3)
XR75	76-78	<b>17-7163</b> (3)	<b>17-8155</b> (3)
CR80R	80-83	<b>17-7163</b> (4)	<b>17-8155</b> (3)
CR80R	84-86	<b>17-7163</b> (5)	— (4)
CR80R	87-02	<b>17-7163</b> (5)	<b>17-8155</b> (4)
CR80RB	96-02	<b>17-7163</b> (5)	<b>17-8155</b> (4)
CRF80F	04-09	<b>17-7163</b> (3)	<b>17-8155</b> (2)
XL80S	80-85	<b>17-7163</b> (3)	<b>17-8155</b> (2)
XR80	79-84	<b>17-7163</b> (3)	<b>17-8155</b> (2)
XR80R	85-88	<b>17-7163</b> (3)	<b>17-8155</b> (2)
XR80R	90-91	<b>17-7163</b> (3)	<b>17-8155</b> (2)
XR80R	93-03	<b>17-7163</b> (3)	<b>17-8155</b> (2)
CT90 Trail 90	69-79	<b>17-7166</b> (3)	— (4)
ST90/K1/K2 Trail Sport 90	73-75	<b>17-7166</b> (3)	— (4)
SL100/K1/K2/K3	70-73	<b>17-7163</b> (5)	<b>17-8155</b> (4)
XL100/K1	74-75	<b>17-7163</b> (5)	<b>17-8155</b> (4)
XL100	76-78	<b>17-7163</b> (5)	<b>17-8155</b> (4)
XL/XR100	79-03	<b>17-7163</b> (4)	<b>17-8155</b> (3)
CT110	80-84	<b>17-7166</b> (3)	— (4)
CT110	1986	<b>17-7166</b> (3)	— (4)
CR125R	1981	<b>17-7163</b> (6)	— (5)
CR125R	1982	<b>17-7163</b> (7)	— (7)
CR125R	83-84	<b>17-7298</b> (6)	— (5)
CR125R	1985	<b>17-5784</b> (6)	— (5)
CR125R	86-99	<b>17-5784</b> (7)	— (6)
CR125R	00-03	<b>17-5784</b> (8)	— (7)
CT125 Trail 125	1977	<b>17-7163</b> (4)	<b>17-8155</b> (4)
NX125	88-90	<b>17-7163</b> (5)	<b>17-8155</b> (4)
SL125/K1/K2	71-73	<b>17-7163</b> (5)	<b>17-8155</b> (4)
TL125S Trials	1976	<b>17-7163</b> (5)	<b>17-8155</b> (3)
XL125/K1	74-85	<b>17-7163</b> (5)	<b>17-8155</b> (4)
SL175/K1	70-72	<b>17-7369</b> (5)	— (4)
XL175	73-78	<b>17-7369</b> (5)	— (4)
XL185S	79-83	<b>17-7163</b> (5)	<b>17-8155</b> (4)
XR185	1979	<b>17-7163</b> (5)	<b>17-8155</b> (4)
TLR200 Reflex	86-87	<b>17-7163</b> (5)	<b>17-8155</b> (4)
TR200 Fatcat	1986	<b>17-7163</b> (5)	— (4)
XL200/R	83-84	<b>17-7163</b> (5)	<b>17-8155</b> (4)
XR200	80-84	<b>17-7163</b> (5)	<b>17-8155</b> (4)
XR200R	81-83	<b>17-7163</b> (5)	<b>17-8155</b> (4)
XR200R	84-85	<b>17-7298</b> (5)	<b>17-8164</b> (4)
XR200R	86-88	<b>17-7163</b> (5)	<b>17-8155</b> (4)
XR200R	90-91	<b>17-7163</b> (5)	<b>17-8155</b> (4)
XR200R	93-03	<b>17-7163</b> (5)	<b>17-8155</b> (4)
CRF250R	04-11	<b>17-5784</b> (8)	<b>17-8164</b> (7)
CRF250X	04-11	<b>17-5784</b> (7)	<b>17-8164</b> (7)
CR250M/M1	73-76	<b>17-1597</b> (7)	— (6)
CR250R	78-80	<b>17-7160</b> (7)	— (6)

CARB & FUEL

IGNITION/ELECTRICAL

CONTROL

SUSPENSION

ACCESSORIES

MARINE

HONDA® DUAL SPORT/OFFROAD APPLICATION	YEAR	FRICTION	DRIVE (METAL)
CR250R	81-82	<b>17-1597</b> (7)	— (6)
CR250R	84-89	— (7)	<b>17-8168</b> (6)
CR250R	1990	— (8)	<b>17-8168</b> (7)
CR250R	91-93	<b>17-7483</b> (8)	<b>17-8168</b> (7)
CR250R	94-07	<b>17-7483</b> (8)	<b>17-8168</b> (5)
			<b>17-7030</b> (2)
MR250 Elsinore offroad	1976	<b>17-1597</b> (7)	— (6)
MT250/K1 Enduro-Dual	74-75	<b>17-1597</b> (7)	— (6)
NX250	88-90	<b>17-7298</b> (6)	<b>17-8164</b> (5)
TL250 Trials	75-76	<b>17-1597</b> (7)	— (6)
XL250/K1/K2 Motosport	72-75	<b>17-1597</b> (7)	— (6)
XL250	1976	<b>17-1597</b> (7)	— (6)
XL250S	78-80	<b>17-7368</b> (4)	— (3)
XL250S	1981	<b>17-7368</b> (4)	— (4)
			<b>17-7369</b> (1)
XL250R	82-83	<b>17-7368</b> (4)	— (4)
			<b>17-7369</b> (1)
XL250R	84-87	<b>17-7298</b> (5)	<b>17-8164</b> (4)
XR250	79-80	<b>17-7368</b> (4)	— (3)
XR250R	81-82	<b>17-7368</b> (4)	— (4)
			<b>17-7369</b> (1)
XR250R	84-85	<b>17-7298</b> (5)	<b>17-8164</b> (4)
XR250R	86-95	<b>17-7298</b> (6)	<b>17-8164</b> (5)
XR250R	96-03	<b>17-7484</b> (6)	<b>17-8164</b> (5)
XR250L	91-96	<b>17-7298</b> (6)	<b>17-8164</b> (5)
SL350/K1/K2 Moto Sport	70-73	<b>17-1597</b> (8)	— (7)
XL350	74-76	<b>17-1597</b> (7)	— (6)
XL350R	84-85	<b>17-7298</b> (5)	<b>17-8164</b> (5)
			<b>17-7369</b> (1)
XR350R	83-85	<b>17-7298</b> (6)	<b>17-8164</b> (5)
XR400R	96-04	<b>17-7484</b> (7)	<b>17-8164</b> (6)
CR450R	1981	<b>17-1597</b> (7)	— (6)
CRF450R/X	02-12	<b>17-7483</b> (8)	<b>17-7030</b> (7)
CR480R	1982	<b>17-1597</b> (7)	— (6)
CR500R	84-89	— (7)	<b>17-8168</b> (6)
CR500R	1990	— (8)	<b>17-8168</b> (7)
CR500R	91-01	<b>17-7483</b> (8)	<b>17-8168</b> (7)
XL500S	79-81	<b>17-7368</b> (6)	<b>17-8035</b> (6)
			<b>17-7369</b> (1)
XL500R	1982	<b>17-7368</b> (7)	<b>17-8035</b> (6)
XR500	79-80	<b>17-7368</b> (7)	<b>17-8035</b> (6)
XR500R	81-82	<b>17-7368</b> (7)	<b>17-8035</b> (6)
XR500R	83-84	<b>17-7368</b> (7)	<b>17-8033</b> (6)
XL600R	83-87	<b>17-7368</b> (7)	<b>17-8033</b> (6)
XL600V Transalp	89-90	<b>17-7298</b> (6)	<b>17-8032</b> (6)
			<b>17-7369</b> (1)
XR600R	85-00	<b>17-7483</b> (7)	<b>17-8033</b> (6)
NX650	88-89	<b>17-7483</b> (7)	<b>17-8033</b> (6)
XR650L Dual Sport	93-09	— (7)	<b>17-8033</b> (6)
XR650R	00-07	<b>17-7373</b> (6)	<b>17-8033</b> (6)

KAWASAKI® STREET APPLICATION	YEAR	FRICTION	DRIVE (METAL)
BN125A Eliminator	01-09	—	<b>17-7070</b> (4)
KZ200A1/A2	78-79	<b>17-7177</b> (6)	<b>17-7051</b> (5)
EL250B2/B3 Eliminator	88-89	<b>17-7184</b> (5)	<b>17-8113</b> (4)
EL250E1~E4 250HS	91-94	<b>17-7184</b> (5)	<b>17-8113</b> (4)
EX250 Ninja 250R	86-07	<b>17-7184</b> (5)	<b>17-8113</b> (4)
KH250A5 2-stroke triple	1976	<b>17-7179</b> (6)	— (5)
KZ250D1/D2 LTD & CSR	80-81	<b>17-7177</b> (7)	<b>17-7051</b> (6)
KZ250L1 CSR	1982	<b>17-7177</b> (7)	<b>17-7051</b> (6)
KZ250W1 LTD	1983	<b>17-7177</b> (7)	<b>17-7051</b> (6)
S1A/S1B/S1C 250 2-stroke	73-75	<b>17-7179</b> (6)	— (5)
KZ400A1/A2	77-78	— (6)	<b>17-8113</b> (5)
KZ400B1/B2	78-79	— (6)	<b>17-8113</b> (5)
KZ400C1	1978	— (6)	<b>17-8113</b> (5)
KZ400/D/D3/D4	74-77	— (6)	<b>17-8113</b> (5)
KZ400H1 LTD	1979	— (6)	<b>17-8113</b> (5)
KZ400S/S2/S3 Special	75-77	— (6)	<b>17-8113</b> (5)
EN450A1~A6 454 LTD	85-90	<b>17-7184</b> (7)	<b>17-8113</b> (6)
EN500A Vulcan	90-96	<b>17-7184</b> (7)	<b>17-8113</b> (6)
EN500C LTD Vulcan	96-09	<b>17-7184</b> (7)	<b>17-8113</b> (6)

<b>KAWASAKI® STREET APPLICATION</b>	<b>YEAR</b>	<b>FRICTION</b>	<b>DRIVE (METAL)</b>
EX500A1~A7	87-93	<b>17-7184</b> (7)	<b>17-8113</b> (6)
EX500D1~D12 Ninja 500R	94-09	<b>17-7184</b> (7)	<b>17-8113</b> (6)
H1/A/B-500 Mach III	69-71	<b>17-7177</b> (7)	<b>17-7051</b> (6)
H1C/H1D/H1E/H1F-500	72-75	<b>17-7177</b> (7)	<b>17-7051</b> (6)
KH500A8 2-stroke triple	1976	<b>17-7177</b> (7)	<b>17-7051</b> (6)
KZ550 (all)	80-84	<b>17-7183</b> (7)	———— (6)
ZX550A1/A2 GPz	84-85	<b>17-7183</b> (7)	<b>17-8113</b> (6)
ZL600A1/A2 Eliminator	86-87	<b>17-7183</b> (7)	<b>17-8113</b> (6)
ZL600B2/B3 Eliminator	96-97	<b>17-7183</b> (7)	<b>17-8113</b> (6)
ZX600A Ninja 600R	85-87	<b>17-7183</b> (7)	<b>17-8113</b> (6)
ZX600B1 Ninja 600RX	1987	<b>17-7183</b> (7)	<b>17-8113</b> (6)
ZX600C1~C10 Ninja 600R	88-97	<b>17-7183</b> (7)	<b>17-8113</b> (6)
ZX600D1~D4 Ninja ZX-6	90-93	<b>17-7185</b> (7)	<b>17-8039</b> (6)
ZX600E1~E10 Ninja ZX-6	93-02	<b>17-7185</b> (7)	<b>17-8039</b> (6)
ZX600E11-E12 ZZR600	03-05	<b>17-7185</b> (7)	<b>17-8039</b> (6)
ZX600F Ninja ZX-6R	95-97	<b>17-7949</b> (9)	<b>17-7068</b> (8)
ZX600G1/G2 Ninja ZX-6R	98-99	<b>17-7949</b> (9)	<b>17-7068</b> (8)
ZX600J1/J2/J3 Ninja ZX-6R	00-02	<b>17-7949</b> (9)	<b>17-7051</b> (8)
Ninja ZX-6RR	03-04	<b>17-7949</b> (9)	<b>17-7051</b> (8)
ZX600J4/J6F ZZR600	05-08	<b>17-7949</b> (9)	<b>17-7051</b> (8)
ZX600N Ninja ZX-6RR	05-06	<b>17-7949</b> (9)	———— (8)
ZX636B1/B2/C1 Ninja ZX-6R	03-05	<b>17-7949</b> (9)	<b>17-7051</b> (8)
ZX636 Ninja ZX-6R	2006	<b>17-7949</b> (9)	———— (5)
KZ650B1/B2/B2A/B3	77-79	<b>17-7371</b> (7)	<b>17-8102</b> (6)
KZ650C1/C2/C3 Custom	77-79	<b>17-7371</b> (7)	<b>17-8102</b> (6)
KZ650D1/D1A/D2 SR	78-79	<b>17-7371</b> (7)	<b>17-8102</b> (6)
KZ650E1 LTD	1980	<b>17-7371</b> (7)	<b>17-8102</b> (6)
KZ650F1	1980	<b>17-7371</b> (7)	<b>17-8102</b> (6)
KZ650H1/H2/H3 CSR	81-83	<b>17-7371</b> (7)	<b>17-8102</b> (6)
KZ700A1	1984	<b>17-7371</b> (7)	<b>17-8102</b> (6)
VN700A1 Vulcan	1985	<b>17-7185</b> (8)	———— (7)
ZN700A1/A2LTD	84-85	<b>17-7371</b> (7)	<b>17-8102</b> (6)
KZ750K1/K2 (2 cylinder)	83-84	<b>17-7184</b> (8)	———— (7)
KZ750L3	1983	<b>17-7371</b> (7)	<b>17-8102</b> (6)
H2B 750 2-stroke triple	74-75	<b>17-7177</b> (6)	<b>17-7068</b> (6)
KZ750B1/B2/B3 B4 (2 cyl)	76-79	<b>17-7183</b> (8)	———— (7)
KZ750E1/E2/E3	80-82	<b>17-7371</b> (7)	<b>17-8102</b> (6)
KZ750F1 LTD	1983	<b>17-7371</b> (7)	<b>17-8102</b> (6)
KZ750G1LTD (2 cylinder)	1980	<b>17-7183</b> (8)	———— (7)
KZ750H LTD	80-83	<b>17-7371</b> (7)	<b>17-8102</b> (6)
KZ750M1 CSR (2 cylinder)	1982	<b>17-7184</b> (8)	———— (7)
KZ750N1/N2 Spectre	82-83	<b>17-7371</b> (7)	<b>17-8102</b> (6)
KZ750R1 GPz	1982	<b>17-7371</b> (7)	<b>17-8102</b> (6)
VN750A2~A20 Vulcan	86-06	<b>17-7185</b> (8)	———— (7)
ZR750F2 ZR-7	2000	<b>17-7947</b> (5)	———— (6)
ZR750H1/H2/H3 ZR-7S	01-03	<b>17-7947</b> (5)	———— (6)
ZR750K/K6F Z750S	05-10	<b>17-7949</b> (9)	<b>17-7051</b> (8)
ZX750A1/A2/A3 GPz	83-85	<b>17-7371</b> (7)	<b>17-8102</b> (6)
ZX750E1/E2 GPz Turbo	84-85	———— (8)	<b>17-8102</b> (7)
ZX750F1~F4 Ninja 750R	87-90	<b>17-7189</b> (8)	————
ZX750H1 H2 Ninja ZX-7	89-90	<b>17-7183</b> (7)	————
ZX750J1/J2 Ninja ZX-7	91-92	<b>17-7183</b> (8)	————
ZX750K1/K2 ZX-7R	91-92	<b>17-7185</b> (8)	————
ZX750LNinja ZX-7	93-95	<b>17-7183</b> (8)	————
ZX750M1/M2 ZX-7R	93-94	<b>17-7185</b> (8)	————
ZX750N1/N2 Ninja ZX-7R	96-97	<b>17-7185</b> (8)	————
ZX750P1~P8 Ninja ZX-7R	96-03	<b>17-7183</b> (8)	————
Z1/Z1A/Z1B 900	73-75	<b>17-7371</b> (8)	<b>17-8102</b> (7)
KZ900A4/A5	76-77	<b>17-7371</b> (8)	<b>17-8102</b> (7)
KZ900B1 LTD	1976	<b>17-7371</b> (8)	<b>17-8102</b> (7)
ZL900A1/A2 Eliminator	85-86	<b>17-7189</b> (9)	———— (7)
ZX900ANinja 900R	84-86	<b>17-7184</b> (8)	———— (7)
ZX900B1~B4 Ninja ZX-9R	94-97	<b>17-7185</b> (8)	———— (7)
ZX900C1/C2 Ninja ZX-9R	98-99	<b>17-7949</b> (10)	———— (9)
ZX900E1/E2 Ninja ZX-9R	00-01	<b>17-7949</b> (10)	———— (9)
ZX900F1/F2 Ninja ZX-9R	02-03	<b>17-7949</b> (10)	———— (9)
KZ1000A1/A2/A3/A4	77-80	<b>17-7371</b> (8)	<b>17-8102</b> (7)
KZ1000B1/B2/B3/B4 LTD	77-80	<b>17-7371</b> (8)	<b>17-8102</b> (7)
KZ1000C1/C1A~C4 Police	78-81	<b>17-7371</b> (8)	<b>17-8102</b> (7)
KZ1000D1 Z1R	1978	<b>17-7371</b> (8)	<b>17-8102</b> (7)
KZ1000D1 Z1R	1980	<b>17-7371</b> (8)	<b>17-8102</b> (7)
KZ1000E1/E2 Shaft ST	79-80	<b>17-7183</b> (9)	<b>17-8039</b> (8)
KZ1000G1 LTD Classic	1980	<b>17-7371</b> (8)	<b>17-8102</b> (7)

<b>KAWASAKI® STREET APPLICATION</b>	<b>YEAR</b>	<b>FRICTION</b>	<b>DRIVE (METAL)</b>
KZ1000J1/J2/J3	81-83	<b>17-7184</b> (9)	<b>17-8039</b> (8)
KZ1000K1/K2 LTD	81-82	<b>17-7184</b> (9)	<b>17-8039</b> (8)
KZ1000M1/M2 CSR	81-82	<b>17-7184</b> (9)	<b>17-8039</b> (8)
KZ1000P1~P24 Police	82-05	<b>17-7184</b> (9)	<b>17-8039</b> (8)
KZ1000R1/R2 Replica	82-83	<b>17-7184</b> (9)	<b>17-8039</b> (8)
ZG1000A1~A20 Concours	86-06	<b>17-7189</b> (9)	———— (8)
ZL1000A1 Eliminator	1987	<b>17-7189</b> (9)	———— (8)
ZR1000A1 Z1000	03-09	<b>17-7949</b> (10)	———— (9)
ZX1000A Ninja 1000R	86-87	<b>17-7189</b> (9)	<b>17-8039</b> (8)
ZX1000B Ninja ZX-10	88-90	<b>17-7189</b> (9)	————
ZX1000 ZX-10R	04-07	<b>17-7949</b> (10)	———— (9)
KZ1100A1/A2/A3 Shaft	81-83	<b>17-7184</b> (9)	<b>17-8039</b> (8)
KZ1100B1/B2 GPz	81-82	<b>17-7184</b> (9)	<b>17-8039</b> (8)
KZ1100D1/D2 Spectre	82-83	<b>17-7184</b> (9)	<b>17-8039</b> (8)
KZ1100L1 LTD	1983	<b>17-7184</b> (9)	<b>17-8039</b> (8)
ZN1100B1/B2 LTD	84-85	<b>17-7189</b> (9)	<b>17-8039</b> (8)
ZR1100A1/A2/A3	92-94	<b>17-7185</b> (9)	<b>17-8039</b> (8)
ZR1100C3/C4 ZRX1100	99-00	<b>17-7183</b> (2)	<b>17-8039</b> (8)
		<b>17-7185</b> (7)	————
ZX1100A1/A2 GPz	83-84	<b>17-7189</b> (9)	<b>17-8039</b> (8)
ZX1100C1~C4 Ninja ZX-11	90-93	<b>17-7947</b> (9)	———— (8)
ZX1100D1~D9 Ninja ZX-11	93-01	<b>17-7947</b> (9)	———— (8)
ZX1100E1/E2/E3 GPz	95-97	<b>17-7947</b> (9)	———— (8)
ZX1100F1 GPz (ABS)	1996	<b>17-7947</b> (9)	———— (8)
ZG1200A1 Voyager XII	1986	<b>17-7189</b> (9)	———— (8)
ZG1200B Voyager XII	87-03	<b>17-7189</b> (9)	———— (8)
ZN1300A1~A6 Voyager	83-88	<b>17-7951</b> (8)	———— (8)
VN1500 Series, (all)	87-10	<b>17-7951</b> (8)	<b>17-7128</b> (7)
VN1600 Series, (all)	03-08	<b>17-7951</b> (8)	<b>17-7128</b> (7)
VN1700 Series, (all)	09-12	<b>17-7951</b> (8)	<b>17-7128</b> (9)
VN2000 Series, (all)	04-10	<b>17-7951</b> (10)	<b>17-7128</b> (9)

<b>KAWASAKI® ATV APPLICATION</b>	<b>YEAR</b>	<b>FRICTION</b>	<b>DRIVE (METAL)</b>
KLF160A1	1985	<b>17-7163</b> (5)	———— (4)
KLF185A Bayou	85-88	<b>17-7163</b> (5)	———— (4)
KLT185A1/A2	86-87	<b>17-7163</b> (5)	———— (4)
KLT200A/B/C	81-84	<b>17-7177</b> (7)	<b>17-7051</b> (6)
KLF220A1~A15 Bayou	88-02	———— (5)	<b>17-7070</b> (4)
KLF250A1/A2 Bayou 250	03-11	———— (5)	<b>17-7070</b> (4)
KLT250A1/A2	82-84	<b>17-7177</b> (7)	<b>17-7051</b> (6)
KSF250A Mojave	87-04	<b>17-7177</b> (7)	<b>17-7051</b> (6)
KXF250A1/A2 Tecate 4	87-88	<b>17-5791</b> (8)	————
KLF400B1~B7 Bayou 4x4	93-99	———— (6)	<b>17-7078</b> (5)
KSF450 KFX450R	08-12	———— (8)	<b>17-7078</b> (7)

<b>KAWASAKI® DUAL SPORT/OFFROAD APPLICATION</b>	<b>YEAR</b>	<b>FRICTION</b>	<b>DRIVE (METAL)</b>
KX60A1/A2	83-84	<b>17-7948</b> (5)	<b>17-7056</b> (4)
KX60B1~B19	85-03	<b>17-7948</b> (5)	<b>17-7056</b> (4)
KX65A	00-12	<b>17-7948</b> (5)	———— (4)
KD80	75-90	<b>17-7948</b> (4)	<b>17-7056</b> (3)
KDX80	80-81	<b>17-7948</b> (4)	<b>17-7056</b> (3)
KDX80	82-88	<b>17-7948</b> (5)	<b>17-7056</b> (4)
KX80A1/A2	79-80	<b>17-7948</b> (4)	<b>17-7056</b> (3)
KX80C1/C2/E1/E2	81-84	<b>17-7948</b> (5)	<b>17-7056</b> (4)
KX80E3/G1/G2/J2	85-87	<b>17-7948</b> (6)	<b>17-7056</b> (5)
KX80L1	1988	———— (7)	<b>17-7056</b> (6)
KX80L2/L3	89-90	———— (6)	<b>17-7056</b> (6)
		————	————
KX80R1~R7	91-97	————	<b>17-7056</b> (5)
		————	————
KX80T1/T2/T3/T4	91-94	————	<b>17-7056</b> (5)
		————	————
KX80W1/W2/W3	98-00	<b>17-7163</b> (6)	———— (5)
KX85A1/A2/A3/A4/A5	01-12	<b>17-7163</b> (6)	———— (5)
G3TR-90 Bushmaster	69-70	<b>17-7948</b> (4)	<b>17-7056</b> (3)
MC1	73-75	<b>17-7948</b> (4)	<b>17-7056</b> (3)
G31M/G31M Centurion	70-71	<b>17-7948</b> (4)	<b>17-7056</b> (3)
G4TR-100 Trail Boss	1970	<b>17-7948</b> (4)	<b>17-7056</b> (3)
G4TRA/B/C/D/E 100	71-75	<b>17-7948</b> (4)	<b>17-7056</b> (3)
G5/G5A/B/C-100	72-75	<b>17-7948</b> (4)	<b>17-7056</b> (3)

KAWASAKI® DUAL SPORT/OFFROAD APPLICATION	YEAR	FRICTION	DRIVE (METAL)
KD/KE/KM/KV100	76-01	<b>17-7948</b> (4)	<b>17-7056</b> (3)
KX100B5/B6/B7	95-97	———— (6)	<b>17-7056</b> (5)
		————	————
KX100	98-12	<b>17-7163</b> (6)	———— (5)
F6/A/B-125 Enduro	71-73	<b>17-7179</b> (5)	———— (4)
KD125/A2/A3/A4/A5	75-79	<b>17-7179</b> (5)	———— (4)
KS125/A	74-75	<b>17-7179</b> (5)	———— (4)

KE125A3~A10	76-83	<b>17-7179</b> (5)	———— (4)
KX125/A/A3	74-76	<b>17-7179</b> (5)	———— (4)
KX125A4/A5	78-79	<b>17-7179</b> (6)	———— (4)
KX125A6	1980	<b>17-7179</b> (6)	———— (5)
KX125B1	1982	<b>17-7179</b> (6)	———— (4)
KX125B2	1983	<b>17-7179</b> (7)	———— (6)
KX125C1	1984	<b>17-7179</b> (7)	———— (4)
KX125K1-K4L1~L4M1~M3	94-05	<b>17-7139</b> (7)	<b>17-7051</b> (6)

F7A/B/C/D 175 Enduro	71-75	<b>17-7179</b> (5)	———— (5)
KD175A1/A2/A3/A4	76-79	<b>17-7179</b> (5)	———— (4)
KDX175A1/A2/A3	80-82	<b>17-7179</b> (6)	———— (5)
KE175B1/B2/B3	76-78	<b>17-7179</b> (5)	———— (4)
KE175D2/D3/D4/D5	80-83	<b>17-7179</b> (5)	———— (4)
KDX200A1/A2/A3	83-85	<b>17-7179</b> (7)	———— (6)
KDX200H1~H11	95-09	———— (8)	<b>17-7070</b> (7)
KDX220A4~A12	97-05	———— (8)	<b>17-7070</b> (7)
KDX250D1/D2/D3/D4	91-94	<b>17-5791</b> (8)	<b>17-7078</b> (7)

KL250A/C KLR	78-84	<b>17-7177</b> (7)	<b>17-7051</b> (6)
KL250D2~D22 KLR	85-05	<b>17-7177</b> (6)	<b>17-7068</b> (5)
KLX250A1/A2	79-80	<b>17-7177</b> (7)	———— (6)
KT250A/A2 Trials	75-76	<b>17-7179</b> (5)	———— (4)
KX250E1	1987	<b>17-5791</b> (8)	———— (7)
KX250F1	1988	<b>17-5791</b> (8)	————
KX250G1/H1	89-90	<b>17-5791</b> (8)	————
KX250H2	1991	<b>17-5791</b> (8)	<b>17-7078</b> (7)

KX250F 4-stroke	04-12	<b>17-7949</b> (8)	<b>17-7051</b> (7)
KX250T8F KX250F 4-stroke	2008	<b>17-7949</b> (8)	———— (7)
KX450F 4-stroke	06-12	<b>17-7483</b> (8)	<b>17-7078</b> (7)
KLX450R	08-12	<b>17-7483</b> (8)	<b>17-7078</b> (7)
KX500C1	1987	<b>17-5791</b> (8)	———— (7)
KX500D1	1988	<b>17-5791</b> (8)	————
KX500E1~E16	89-04	<b>17-5791</b> (8)	————
KL600A1/B1/B2 KLR	84-86	<b>17-7183</b> (7)	<b>17-8113</b> (6)
KL650A1~A9	87-95	<b>17-7183</b> (7)	———— (6)
KL650 KLR	96-11	<b>17-7183</b> (8)	———— (7)
KL650B2/B3 Tengai KLR	90-91	<b>17-7183</b> (7)	———— (6)
KLX650A	93-95	<b>17-7183</b> (7)	———— (6)
KLX650C1~C4 Dual Sport	93-96	<b>17-7183</b> (7)	———— (6)
KLX650D1 Offroad	1996	<b>17-7183</b> (7)	———— (6)

KTM® DUAL SPORT/OFFROAD APPLICATION	YEAR	FRICTION	DRIVE (METAL)
150SX	10-11	<b>17-7935</b> (7)	<b>17-7937</b> (4)
		————	<b>17-7938</b> (2)
150XC	10-11	<b>17-7935</b> (7)	<b>17-7937</b> (4)
		————	<b>17-7938</b> (2)

200EXC	98-05	————	<b>17-7938</b> (2)
200MXC	98-03	————	<b>17-7938</b> (2)
200SM	2005	————	<b>17-7938</b> (2)
200SX	98-04	————	<b>17-7938</b> (2)
200XC	2006	————	<b>17-7938</b> (2)
200XC	2009	<b>17-7935</b> (7)	<b>17-7938</b> (2)
200XCW	06-07	————	<b>17-7938</b> (2)
200XCW	2009	<b>17-7935</b> (7)	<b>17-7938</b> (2)
200XCW	10-11	<b>17-7935</b> (7)	<b>17-7937</b> (4)
		————	<b>17-7938</b> (2)
250SXF	05-11	<b>17-7935</b> (8)	————
250XCF	07-09	<b>17-7935</b> (8)	————
250XCW	07-11	<b>17-7935</b> (8)	————

SUZUKI® STREET APPLICATION	YEAR	FRICTION	DRIVE (METAL)
GN125Z/D	82-82	<b>17-1601</b> (5)	<b>17-7031</b> (4)
GN125EM~EV	91-97	<b>17-1601</b> (5)	————

SUZUKI® STREET APPLICATION	YEAR	FRICTION	DRIVE (METAL)
GT185K/L/M/A/B	73-77	<b>17-1601</b> (6)	————
GN250Z/D	82-83	<b>17-7173</b> (4)	———— (4)
		————	<b>17-5788</b> (1)
GN250F	1985	<b>17-7173</b> (4)	———— (4)
		————	<b>17-5788</b> (1)
GN250J	1988	<b>17-7173</b> (4)	———— (4)
		————	<b>17-5788</b> (1)
GS250TT/TX	80-81	<b>17-1601</b> (7)	————
GZ250X/Y/K1/K2/K3	99-03	<b>17-5788</b> (4)	———— (4)
Marauder		————	(1) ————
GS300LZ/LD	82-83	<b>17-5852</b> (8)	———— (7)
GS300LF	1985	<b>17-5852</b> (8)	———— (7)
GN400T/XT/XX/TX/TZ	80-82	<b>17-7173</b> (6)	<b>17-8120</b> (5)
GS400B/XB/C/XC	77-78	<b>17-7336</b> (7)	<b>17-8120</b> (5)
GSF400M/N/P Bandit	91-93	———— (6)	————
		————	<b>17-1601</b> (1)
GS425N/EN/LN	1979	<b>17-7336</b> (7)	———— (5)
GS450 Twins (all)	80-83	<b>17-7173</b> (7)	<b>17-8120</b> (6)
GS500EK~K2	89-02	<b>17-7173</b> (7)	<b>17-8120</b> (6)
GS550B/C/N	77-79	<b>17-7336</b> (7)	<b>17-8120</b> (6)
GS550EC/EN/ET	78-80	<b>17-7336</b> (7)	<b>17-8120</b> (6)
GS550ED/ESD	1983	<b>17-7336</b> (7)	<b>17-8120</b> (6)
		————	———— (1)
GS550E	83-86	<b>17-7336</b> (7)	<b>17-8120</b> (6)
		————	———— (1)
GS550LN/LT/LX/LZ	79-82	<b>17-7336</b> (7)	<b>17-8120</b> (6)
GS550LD	1983	<b>17-7336</b> (7)	<b>17-8120</b> (6)
		————	————
GS550LF/LG	85-86	<b>17-7336</b> (7)	<b>17-8120</b> (6)
		————	————
GS550MZ Katana	1982	<b>17-7336</b> (7)	<b>17-8120</b> (6)
GS550TX	1981	<b>17-7336</b> (7)	<b>17-8120</b> (6)
GSF600ST~SK2 Bandit	96-02	<b>17-7173</b> (8)	———— (7)
GSX600FJ~FM Katana	88-91	<b>17-7173</b> (8)	———— (7)
GSX-R600WN/WP	92-93	<b>17-7188</b> (8)	<b>17-8130</b> (7)
GSX-R600V/W	97-98	<b>17-7105</b> (8)	————
		————	(1) <b>17-8152</b> (1)
GSX-R600X/Y	99-00	<b>17-7105</b> (7)	———— (8)
		————	(1) ————
GSX-R600	04-06	<b>17-7298</b> (8)	———— (7)
		————	(1) ———— (2)
RF600RR/RS	94-95	<b>17-7188</b> (7)	<b>17-8130</b> (6)
		————	———— (1)
RF600RT	1996	<b>17-7188</b> (5)	<b>17-8130</b> (7)
		————	(1) ———— (1)
GR650D/XD Tempter	1983	<b>17-7173</b> (7)	———— (7)
		————	<b>17-5788</b> (1)
GS650EX/EZ	81-82	<b>17-7172</b> (8)	————
GS650GX/GZ/GD	81-83	<b>17-7172</b> (8)	————
GS650GLX/GLZ/GLD	81-83	<b>17-7172</b> (8)	————
GS650MD Katana	1983	<b>17-7172</b> (8)	———— (8)
LS650PG/PH/PJ Savage	86-88	<b>17-7173</b> (5)	———— (5)
		————	<b>17-5788</b> (1)
LS650PS~PK3 Savage	95-03	<b>17-7173</b> (5)	———— (5)
		————	<b>17-5788</b> (1)
SV650	99-02	<b>17-7173</b> (6)	<b>17-8120</b> (6)
		————	<b>17-5788</b> (1)
XN85D Turbo	1983	<b>17-7172</b> (9)	<b>17-8120</b> (8)
GS700EF/ESF	1985	<b>17-7172</b> (8)	————
VS700GL Intruder	86-87	<b>17-7173</b> (6)	———— (6)
		————	<b>17-5788</b> (1)
GS750B/C/EC/N/EN	77-79	<b>17-7336</b> (8)	<b>17-8120</b> (7)
GS750E Series 16-valve	80-83	<b>17-7172</b> (8)	————
GS750LN	1979	<b>17-7336</b> (8)	<b>17-8120</b> (7)
GS750LT/LX	82-83	<b>17-7172</b> (8)	————
GS750SD Katana	82-83	<b>17-7172</b> (8)	————
GS750TZ/TD	82-83	<b>17-7172</b> (8)	————
		————	<b>17-5788</b> (1)
GSX750FW~FK2 Katana	98-02	———— (7)	———— (7)

SUZUKI® STREET APPLICATION	YEAR	FRICTION	DRIVE (METAL)
		<b>17-5788</b> (1)	—
GSX-R750G/H	86-87	<b>17-7173</b> (8)	— (7)
GSX-R750RG	1986	— (6)	—
GSX-R750J/K	88-89	<b>17-7188</b> (8)	— (9)
GSX-R750WP/WR/WS	93-95	<b>17-7188</b> (8)	<b>17-8130</b> (7)
GSX-R750T/V	96-99	<b>17-7105</b> (9)	— (7)
		— (1)	<b>17-8152</b> (1)
GSX-R750	00-05	<b>17-7105</b> (10)	— (2)
			<b>17-8152</b> (7)
GSX-R750	06-07	<b>17-7949</b> (8)	— (2)
			— (6)
VS750G Intruder	88-91	<b>17-7173</b> (6)	— (6)
		<b>17-5788</b> (1)	—
VS800G Intruder	92-02	<b>17-7173</b> (6)	— (6)
		<b>17-5788</b> (1)	—
VX800L	90-93	<b>17-7173</b> (6)	— (6)
		<b>17-5788</b> (1)	—
VZ800V~K3 Marauder	97-03	<b>17-7173</b> (6)	— (6)
		<b>17-5788</b> (1)	—
GS850G	79-83	<b>17-7172</b> (8)	—
RF900RR	1994	<b>17-7268</b> (8)	<b>17-8125</b> (10)
		<b>17-7109</b> (2)	—
		<b>17-7258</b> (1)	—
		— (1)	<b>17-8152</b> (2)
DL1000K2-K6 V-Strom	02-12	<b>17-7947</b> (8)	<b>17-7132</b> (7)
		<b>17-7129</b> (1)	<b>17-7133</b> (2)
GS1000C/EC/N/EN/ET	78-80	<b>17-7337</b> (8)	— (7)
GS1000GT/GLT/GX/GLX	80-81	<b>17-7174</b> (9)	— (8)
GS1000LN	1979	<b>17-7337</b> (8)	— (7)
GS1000SN/ST	79-80	<b>17-7337</b> (8)	— (7)
GS1000SZ Katana	1982	<b>17-7174</b> (9)	— (8)
GSX-R1000	05-07	<b>17-7949</b> (9)	— (9)
SV1000K/S	03-07	<b>17-7947</b> (8)	<b>17-7132</b> (7)
		<b>17-7129</b> (1)	<b>17-7133</b> (2)
TL1000SV/SW	97-98	<b>17-7105</b> (9)	— (7)
		— (1)	<b>17-8152</b> (2)
		<b>17-7266</b> (1)	—
		<b>17-7266</b> (1)	—
TL1000RK1/RK2	01-02	<b>17-7266</b> (1)	—
GS1100ET/EX/EZ	80-82	<b>17-7174</b> (9)	— (8)
GS1100GL/GK	82-84	<b>17-7174</b> (9)	— (8)
GS1100LT	1980	<b>17-7174</b> (9)	— (8)
GSX1100FJ~FP Katana	88-93	<b>17-7268</b> (9)	<b>17-8125</b> (10)
		<b>17-7277</b> (2)	—
GSX1100GM/GN/GP Shaft	91-93	<b>17-7278</b> (5)	<b>17-8125</b> (10)
		<b>17-7268</b> (5)	—
GSX-R1100G/H/J	86-88	<b>17-7278</b> (11)	<b>17-8125</b> (10)
GSX-R1100K/L/M/N	89-92	<b>17-7268</b> (10)	<b>17-8125</b> (10)
GSX-R1100WP/WR	93-94	<b>17-7268</b> (10)	<b>17-8125</b> (10)
		<b>17-7258</b> (1)	—
GSX-R1100WS/T/V/W	95-98	<b>17-7268</b> (8)	<b>17-8125</b> (10)
		<b>17-7109</b> (2)	—
		<b>17-7258</b> (1)	—
GS1150ES3~ESG	83-86	<b>17-7174</b> (9)	—
		— (1)	<b>17-8152</b> (2)
GV1200GLF/GLG Madura	85-86	<b>17-7173</b> (9)	— (8)
		<b>17-5788</b> (1)	—
GV1200GLF2 Madura	1985	<b>17-7173</b> (9)	— (8)
		<b>17-5788</b> (1)	—
GSX1300R Hayabusa	99-06	<b>17-7947</b> (8)	<b>17-7132</b> (7)
		<b>17-7129</b> (2)	<b>17-7133</b> (2)
VS1400G Intruder	87-09	<b>17-7972</b> (9)	— (9)
		<b>17-5788</b> (1)	—
GV1400G Cavalcade	86-88	<b>17-7173</b> (10)	—
		<b>17-5788</b> (1)	—
<b>SUZUKI® ATV APPLICATION</b>	<b>YEAR</b>	<b>FRICTION</b>	<b>DRIVE (METAL)</b>
ALT125D/E/F/G	83-86	<b>17-1601</b> (3)	— (2)
LT125D/E/F/G/H	83-87	<b>17-1601</b> (3)	— (2)

SUZUKI® ATV APPLICATION	YEAR	FRICTION	DRIVE (METAL)
LT160EK/EL/EM/EN	89-92	<b>17-5852</b> (6)	— (5)
LT-F160M~K1 Quad	91-01	<b>17-5852</b> (6)	— (5)
ALT185F	1985	<b>17-1601</b> (3)	— (2)
LT185E/F/G/H	84-87	<b>17-1601</b> (3)	— (2)
LT230EH/EJ/EK/EL	87-90	<b>17-5852</b> (6)	— (6)
LT230EM/EN/EP Quad	91-93	<b>17-5852</b> (6)	— (6)
LT230GEF/GEG	85-86	<b>17-5852</b> (6)	— (6)
LT230SF/SG/SH/SJ	85-88	<b>17-5852</b> (6)	— (5)
up to eng.104360			
LT230SF/SG/SH/SJ	85-88	<b>17-1601</b> (6)	— (5)
from eng.104361			
LT250EFF/EFG	85-86	<b>17-5852</b> (6)	— (5)
LT250RF/RG Quadracer	85-86	<b>17-1601</b> (6)	— (5)
up to eng.103149			
LT250RF/RG Quadracer	85-86	— (6)	<b>17-7031</b> (5)
from eng.1031150			
LT250RH~RN Quadracer	87-92	<b>17-7972</b> (6)	— (5)
LT250SK/SL	89-90	— (7)	<b>17-7031</b> (6)
LT-F250J/K/L/M/N/P	88-93	<b>17-5852</b> (7)	— (6)
LT-F250R/ST/VW/XY/K1	94-01	<b>17-5852</b> (7)	— (6)
LT-F250FX/FY/FK1/FK2	99-02	<b>17-5852</b> (7)	— (6)
LT-F250FK2/FK3 Ozark	02-03	<b>17-5852</b> (6)	— (5)
LT300EH/EJ/EK	87-89	<b>17-5852</b> (7)	— (6)
LT-F300FX/FY/FK1/FK2	99-02	<b>17-5852</b> (8)	— (7)
LT-4WDH/J/K/L/M/N/P	87-93	<b>17-5852</b> (7)	— (6)
LT-4WDR/S/T	94-96	<b>17-5852</b> (7)	— (6)
LT-F4WDV/WDW	97-98	<b>17-5852</b> (7)	— (6)
LT-F4WDXM/N/P/R/S	91-95	<b>17-5852</b> (8)	— (7)
LT-F4WDXT/V/W King Quad	96-98	<b>17-5852</b> (8)	— (7)
LT-R450K6/K7	06-11	<b>17-7134</b> (6)	<b>17-7136</b> (6)
		<b>17-7135</b> (2)	— (1)
LT500RH/RJ/RK/RL Quad	87-90	<b>17-7972</b> (8)	— (7)
<b>SUZUKI® DUAL SPORT/OFFROAD APPLICATION</b>	<b>YEAR</b>	<b>FRICTION</b>	<b>DRIVE (METAL)</b>
OR50N/T	78-79	<b>17-1601</b> (3)	—
RM50C/N/T	78-80	<b>17-1601</b> (3)	—
RM60N/T/X/Z/D	79-83	<b>17-1601</b> (5)	—
DS80C/N/T/X/Z/D	78-83	<b>17-1601</b> (4)	—
DS80F~Y	85-00	<b>17-1601</b> (3)	—
RM80B	1977	<b>17-1601</b> (4)	—
RM80C/N/T/X	78-81	<b>17-1601</b> (5)	—
RM80Z/D	82-83	<b>17-1601</b> (4)	—
RM80E/F	84-85	<b>17-1601</b> (5)	—
RM80	89-01	<b>17-1601</b> (5)	—
RM85K2/K3	02-03	<b>17-1601</b> (5)	—
DR100	83-90	<b>17-1601</b> (5)	—
DS100C/N/T/X	78-81	<b>17-1601</b> (5)	—
RM100A	1976	<b>17-1601</b> (6)	—
RM100B/C	77-78	<b>17-1601</b> (7)	—
RM100N/T/X	79-81	<b>17-1601</b> (6)	—
SP100D	1983	<b>17-1601</b> (5)	—
TM100L/M	74-75	<b>17-1601</b> (6)	—
TS100C/N/T/X	78-81	<b>17-1601</b> (5)	—
DR125Z/D/E	82-84	<b>17-1601</b> (5)	—
DR125G/H/J	86-88	<b>17-1601</b> (5)	—
DR125SER/SES/SET	94-96	<b>17-1601</b> (5)	—
DS125N/T/X	79-81	<b>17-1601</b> (5)	—
RM125M	1975	<b>17-1601</b> (6)	—
RM125A/B/C	76-78	<b>17-1601</b> (7)	—
RM125N/T	79-80	<b>17-1601</b> (6)	—
RM125X/Z/D	81-83	<b>17-1601</b> (7)	—
RM125E	1984	<b>17-5852</b> (8)	—
RM125F/G/H	85-87	<b>17-1601</b> (6)	—
RM125J/K/L/M	88-91	<b>17-5852</b> (8)	—
RV125K/L/M/A/B	73-77	<b>17-1601</b> (5)	—
SP125Z/D	82-83	<b>17-1601</b> (5)	—
SP125G/H/J	86-88	<b>17-1601</b> (5)	—
TC125J/K/L/M/A/B	72-77	<b>17-1601</b> (5)	—
TM125K/L/M Challenger	73-75	<b>17-1601</b> (6)	—

EQUIPMENT & TOOLS

SUZUKI® DUAL SPORT/OFFROAD APPLICATION	YEAR	FRICTION	DRIVE (METAL)
TS125L/M/A/B/C/N	74-79	17-1601 (5)	—
PE175C/N/T/X/Z/D/E	78-84	17-1601 (7)	—
RS175T/X/Z	80-82	17-1601 (7)	—
DS185C/N/T	78-80	17-1601 (6)	—
TC185L/M/A/B	74-77	17-1601 (6)	—
TS185	74-81	17-1601 (6)	—
DR200G/H/J	86-88	17-1601 (7)	—
DR200SET~SEK3	96-03	17-1601 (1)	—
SP200G to eng# 102745	86-88	— (6)	—
SP200G from eng# 102746	86-88	— (4)	—

HARD PARTS

DR250Z/D	82-83	17-1601 (2)	—
DR250F	1985	17-1601 (1)	—
DR250L/M/N/P	90-93	17-7972 (7)	17-8120 (6)
DR250SL~SES Dual Sport	90-95	17-7972 (7)	17-8120 (6)
DR-Z250K1-K7	01-07	17-7298 (6)	— (6)

CARB & FUEL

DS250T	1980	17-7972 (6)	— (6)
PE250B/C/N	77-79	17-7972 (5)	— (5)
PE250T/X	80-81	17-7173 (5)	— (4)
RL250L/M	74-75	17-7972 (6)	— (6)
RM250A/B/C/C2	76-78	17-7972 (5)	— (4)
RM250N/T/X/Z/D/E/F	79-85	17-7173 (5)	— (4)
RM250G/H	86-87	17-7972 (6)	— (5)
RM250J/K	88-89	17-7972 (8)	17-8120 (7)
RM250L/M	90-91	— (8)	17-8120 (7)
RM250N/P	92-93	17-7972 (9)	17-8120 (8)
RM250R/S	94-95	17-7972 (8)	17-8120 (7)
RMX250K	1989	17-7972 (8)	17-8120 (7)
RMX250L/M	90-91	— (8)	17-8120 (7)
RMX250N/P	92-93	— (9)	17-8120 (8)
RMX250R/S/T/V/W	94-98	17-7972 (8)	17-8120 (7)
RM-Z250 4-strk	2003	17-7189 (8)	17-7145 (7)
RM-Z250 4-strk	04-06	17-7949 (8)	—

IGNITION/ELECTRICAL

RS250T/X	80-81	17-7173 (5)	— (4)
SP250Z/D Dual Sport	82-83	17-7173 (4)	— (4)
SP250F Dual Sport	1985	17-7173 (4)	— (4)
TM250J/K/L/M	72-75	17-7972 (6)	— (6)
DR350L~X Offroad	90-99	17-7972 (7)	17-8120 (6)
DR350SL~SEX Dual Sport	90-99	17-7972 (7)	17-8120 (6)
DR370C/N	78-79	17-7972 (5)	— (5)
RM370A/B	76-77	17-7972 (6)	— (5)
SP370C/N Dual Sport	78-79	17-7972 (5)	— (5)
DR400T	1980	17-7173 (6)	17-8120 (5)
DR-Z400	00-11	17-7141 (7)	17-7143 (7)
		17-7144 (1)	—

CONTROL

PE400T/X	80-81	17-7173 (6)	17-8120 (5)
RM400C	1978	17-7972 (6)	— (6)
RM400N/T	79-80	17-7173 (6)	— (5)
SP400T	1980	17-7173 (6)	17-8120 (5)
TM400R Cyclone	71-75	17-7972 (7)	— (7)
TS400L/M/A/B	74-77	17-7972 (7)	17-8120 (7)
RM-Z450	06-11	17-7134 (6)	17-7136 (6)
		17-7135 (2)	— (1)
RM465X/Z	81-82	17-7173 (8)	17-8120 (7)
DR500X/Z/D	81-83	17-7173 (5)	— (5)
		17-5788 (1)	—
RM500D/E	83-84	17-7173 (8)	17-8120 (7)
SP500X/Z/D Dual Sport	81-83	17-7173 (5)	— (5)
		17-5788 (1)	—
SP600F Dual Sport	1985	17-7173 (5)	— (5)
		17-5788 (1)	—
DR650SL~SES Dual Sport	90-95	17-7972 (6)	— (6)

SUSPENSION

ACCESSORIES

DR650SL~SES Dual Sport	90-95	17-7972 (6)	— (6)
YAMAHA® STREET APPLICATION	YEAR	FRICTION	DRIVE (METAL)
RD250A/B	73-75	17-7375 (7)	17-7265 (1)

MARINE

YAMAHA® STREET APPLICATION	YEAR	FRICTION	DRIVE (METAL)
SR250G/H/J Exciter	80-82	17-7359 (6)	— (5)
SR250TH Exciter II	1981	17-7359 (6)	— (5)
SRX250T/TC	1987	17-7375 (5)	— (4)
XV250 Route 66	88-90	17-7375 (5)	17-7257 (4)
XV250 Virago 250	95-01	17-7375 (4)	17-7257 (4)
XV250 Virago 250	02-03	17-7375 (4)	17-7257 (4)
XV250 Virago 250	04-08	17-7375 (4)	17-7257 (4)
XV250 V-Star 250	08-11	17-7375 (4)	17-7257 (4)
R3-350	1969	17-7375 (6)	— (5)
R5/R5B/R5C-350	70-72	17-7375 (7)	— (6)
RD350A/B	73-75	17-7375 (7)	17-7265 (6)
RZ350L	1984	17-7359 (7)	17-7265 (6)
RZ350N/NC/NCII	1985	17-7375 (7)	17-7265 (6)
XS360C/D/2D	76-77	17-7171 (7)	— (6)
FZR400U/SUC~A/SAC	88-90	17-5794 (8)	— (7)
RD400C/D/E/F	76-79	17-7375 (7)	—
XS400D/E/2E/F/2F	77-79	17-7171 (7)	— (6)
XS400SG/SH/SJ	80-82	17-7171 (7)	— (6)
SR500E/F/G/H	78-81	17-7359 (8)	—
TX500/A	73-74	17-7171 (8)	—
XS500B/C/D/E	75-78	17-7171 (8)	—
XV500K Virago	1983	17-5812 (6)	—
XV535 Virago	87-00	17-5812 (6)	—
XJ550H/J/K Maxim	81-83	17-7171 (7)	—
		17-7375 (1)	—
XJ550RH/RJ/RK Seca	81-83	17-7171 (7)	—
		17-7375 (1)	—
XZ550RJ/RK Vision	82-83	17-7359 (8)	—
FJ600L/LC/N/NC	84-85	17-7171 (8)	—
FZ6R	04-08	17-7171 (2)	—
FZ6R	09-10	17-7375 (1)	—
FZ600/S	86-88	17-7171 (8)	—
FZR600 /R	89-99	17-5794 (9)	—
SRX600S/SC	1986	17-7359 (6)	—
		17-7375 (1)	—
XJ600S Seca II	92-97	17-7171 (8)	—
YZF600R	95-96	17-7002 (9)	—
YZF600RJ/RJC~ RR	97-07	17-7002 (7)	—
YZF-R6	99-10	17-7003 (8)	—
YX600S Radian	86-90	17-7171 (8)	—
XJ650G/H/J/K Maxim	80-83	17-7171 (8)	—
XJ650LH Midnight Maxim	1981	17-7171 (8)	—
XJ650LJ/LK Seca Turbo	82-83	17-7171 (8)	—
XJ650RJ Seca	1982	17-7171 (8)	—
XVS650 XVS65 V-Star	98-11	17-5812 (8)	—
FZ700T/TC	1987	17-7171 (6)	—
		17-7375 (1)	—
FZX700S/SC/T/TC	86-87	17-7171 (7)	—
XJ700N/NC/S/SC Maxim	85-86	17-7171 (7)	—
XJ700XN/XS Maxim X	85-86	17-7171 (7)	—
XV700 Virago	84-87	17-5812 (8)	—
FZ750N	1985	17-7171 (7)	—
FZ750S/SC	1986	17-7171 (8)	—
FZ750U/JC	1988	17-7171 (6)	—
		17-7375 (1)	—
FZR750RT/RU	87-88	17-7171 (7)	—
		17-7375 (1)	—
XS750D/2D	1977	17-7171 (1)	—
XS750E/SE/F/SF	78-79	17-7171 (7)	—
XJ750J/K Maxim	82-83	17-7171 (8)	—
XJ750MK Midnight	1983	17-7171 (8)	—
XJ750RH/RJ/RK Seca	81-83	17-7171 (8)	—
XV750H/J/K Virago	81-83	17-5812 (8)	—
XV750MK Midnight	1983	17-5812 (8)	—
XV750 Virago	88-97	17-5812 (8)	—
YZF750RF/RFC~RK/RKC	94-98	17-7003 (9)	—
TDM850D/DC/E/EC	92-93	17-7171 (7)	—
XS850 (all)	80-81	17-7359 (7)	—
XJ900RK Seca	1983	17-7171 (7)	—
XV920J/K Virago	82-83	17-5812 (8)	—

YAMAHA® STREET APPLICATION				YAMAHA® DUALSPORT/OFFROAD APPLICATION			
APPLICATION	YEAR	FRICTION	DRIVE (METAL)	APPLICATION	YEAR	FRICTION	DRIVE (METAL)
XV920	81-83	17-5812 (8)	—	YZ125B/D1	91-92	17-7489 (7)	—
FZR1000T/TC/U/UC	87-88	17-7171 (7)	—	YZ125	93-11	17-7489 (8)	—
		17-7375 (1)	—	WR200RD	1992	17-5794 (6)	— (6)
FZR1000W/WC~G/GC	89-95	17-7171 (7)	—			17-7048 (1)	—
GTS1000A	93-94	17-7171 (7)	—	XT225 Serrow	94-05	17-7168 (5)	— (5)
XV1000 Virago	84-85	17-5812 (8)	—			17-7048 (1)	—
YZF1000RJ/RJC	1997	17-7171 (8)	—	DT2MX-250	1972	17-7375 (6)	— (5)
FJ1100L/LC/N/NC	84-85	—	—	DT250D/E/F	77-79	17-7108 (7)	—
		17-7934 (2)	—	IT250D/E	77-78	17-7171 (6)	—
XV1100 Virago	86-99	17-5812 (8)	— (8)	IT250F/G	79-80	17-7171 (5)	— (4)
XV1100SH/SHC~SK/SKC	96-98	17-5812 (8)	— (8)	IT250H/J	81-82	17-7171 (7)	— (6)
XVS1100 V-Star	99-02	17-5812 (8)	— (1)	IT250K	1983	17-5798 (7)	— (6)
FJ1200S/SC/T/TC	86-87	—	— (7)	MX250	73-74	17-7375 (6)	— (6)
		17-7934 (2)	—	MX250A	1974	17-7108 (8)	— (6)
FJ1200W/WC~D/DC	89-92	—	— (7)	MX250B	1975	17-7108 (7)	—
		17-7934 (2)	—	TT250G/H/J	80-83	17-7359 (6)	—
FJ1200AD/ADC/AE/AEC	92-93	—	— (7)	TT250RL/RLC	1999	17-7489 (7)	—
		17-7934 (2)	—	TT-R250	00-06	17-7489 (7)	—
VMX12N/S V-Max	85-04	17-5814 (1)	— (7)	WR250ZB/ZD/ZE	91-93	17-7490 (7)	— (6)
		17-5813 (7)	—	WR250ZF/ZG/ZH/ZJ	94-97	17-7490 (8)	—
XVZ12/13 Venture/ Royal	83-93	17-5814 (1)	— (7)	WR250F	01-11	17-7489 (9)	— (7)
		17-5813 (7)	—	XT250G/H/J/K/KC	80-83	17-7359 (6)	— (5)
XVZ13 Royal Star	96-00	17-5814 (1)	— (1)	XT250L/LC Dual Sport	1984	17-7375 (5)	17-7257 (4)
Tour Classic/Tour Deluxe		17-5813 (7)	— (6)	XT250	08-11	— (6)	17-7220 (5)
XVZ13 Royal Star Venture	99-11	17-5814 (1)	— (1)	YZ250A/B	74-75	17-7171 (6)	17-7264 (5)
		17-5813 (7)	— (6)	YZ250C	1976	17-7171 (7)	17-7265 (6)
XV1600 Road Star	99-03	17-5814 (1)	— (1)	YZ250D/E	77-78	17-7171 (6)	17-7265 (5)
		17-5813 (8)	— (7)	YZ250F	1979	17-7171 (5)	— (4)
XV1700 Road Star	04-11	17-5814 (1)	— (1)	YZ250G	1980	17-7171 (6)	— (5)
		17-5813 (8)	— (7)	YZ25H	1981	17-7171 (7)	— (6)
				YZ250J/K/L/N/S/T	82-87	17-5798 (7)	— (6)
				YZ250U/W/A	88-90	17-5812 (7)	—
				YZ250B/D1	91-92	17-7490 (7)	—
				YZ250	93-03	17-7490 (8)	—
				YZ250F Four-Stroke	01-11	17-7489 (9)	—
				YZ250WRW/WRA	89-90	17-5812 (7)	— (6)
				BW350T/U	87-88	17-7375 (7)	17-7257 (1)
				TT350S/T	86-87	17-7375 (7)	17-7257 (1)
				XT350N/NC~M/MC	85-00	17-7375 (7)	17-7257 (1)
				MX360A/B	74-75	17-7108 (8)	17-7221 (7)
				YZ360A/B	74-75	17-7171 (6)	17-7221 (5)
				IT400C/D/E/F	76-79	17-7171 (7)	17-7265 (6)
				MX400B	1975	17-7108 (7)	— (6)
				WR400FK/FL/FM	98-00	17-7061 (7)	—
						17-7062 (1)	—
				YZ400C/D/E/F	76-79	17-7171 (7)	—
				YZ400FK/FL	98-99	17-7061 (7)	—
						17-7062 (1)	—
				IT425G	1980	17-7171 (7)	—
				WR426FN/FP	01-02	17-7490 (8)	—
						17-7063 (1)	—
				YZ426FM/FN	00-01	17-7490 (8)	—
						17-7063 (1)	—
				WR450FR/FS	03-04	17-5812 (9)	17-7255 (8)
				WR450FT/FV	05-06	17-5812 (8)	17-7264 (8)
				YZ450FR/FS/FT/FV	03-06	17-5812 (9)	17-7255 (8)
				IT465H/J	81-82	17-7171 (7)	— (6)
				YZ465G/H	80-81	17-7171 (7)	— (6)
				IT490J/K	82-83	17-5798 (7)	— (6)
				YZ490J/K/L/N	82-85	17-5798 (7)	— (6)
				YZ490S/T/U/W/A	86-90	17-5798 (7)	— (6)
				TT500C/D/E/F/G/H	76-81	17-7359 (8)	—
				XT500C/D/E/F/G/H	76-81	17-7359 (8)	— (7)
				WR500ZD/ZE	92-93	17-5798 (7)	— (6)
				XT550 Dual Sport	82-83	17-7359 (7)	—
						17-7375 (1)	—
				TT600K/L/N/S	83-86	17-7359 (6)	—
						17-7375 (1)	—
				XT600L/LC~EG/EGC	84-95	17-7359 (6)	—

EQUIPMENT &amp; TOOLS

HARD PARTS

CARB &amp; FUEL

IGNITION/ELECTRICAL

CONTROL

SUSPENSION

ACCESSORIES

MARINE



### ADJUSTABLE HOLDING TOOL

This adjustable holding tool is designed for holding flywheel magnetos. For dirt bike and scooter applications.



**35-9807** Adjustable Holding Tool

### 8 LB. MAGNETIC PICK UP TOOL

This is a more powerful version of a workshop staple. Able to lift up to eight pounds, the pick-up extends to 24". A pocket clip allows you to easily carry it with you so it is always there when you need it.

**35-7955** 8 lb. Magnetic pick-up Tool



### FLEXIBLE MAGNETIC PICKUP TOOL

Rigid flexible pickup tool bends to any position and stays there. Great for small parts in blindspots and other hard to reach places. 1.5lb capacity magnetic head is only 5/16" (8mm) in diameter.

**35-7950** Shape Shifter Magnetic Tool



### K&L MC750 MOBILE EXHAUST GAS COLLECTOR

Mobile exhaust collection system unit will provide a safe working environment while running engines indoors. Just connect the rubber collector ends to the engine exhaust pipes and route the blower hose outside of the building. Blower extracts exhaust fumes at low rpm. Additional length of hoses are available to suit specific needs.

**NOTE: NOT SUITABLE FOR USE WITH DYNAMOMETERS.**

#### FEATURES INCLUDE:

- Two 3' x 5' intake hoses with heat resistant rubber collectors
- 110 volts
- Cabinet size 24" L x 16" W x 25" H
- Top storage Cabinet size 24" L x 16" W x 3" D
- Motor specs. 115v/60Hz x 6.4A x 3410rpm x 1/2hp
- Max. volume 20m<sup>3</sup>/min(CMM) or 706 ft<sup>3</sup>/min(CFM)

**37-9648** K&L MC750 Mobile Exhaust Collector.  
**NOTE: NOT SUITABLE FOR USE WITH DYNAMOMETERS.**

**35-9647** Optional 10' x 3" Intake Hose

**35-9671** Replacement 5' x 3" Intake Hose

**35-1338** Optional 32' Hose x 4" Exhaust Hose

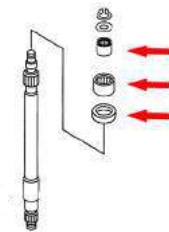
**35-9661** Optional Oval Hose End Adapter Attaches hose to end of muffler Sold each.

**35-7125** Optional Exhaust Gas Hose Holder



### CLUTCH PUSH ROD LEVER BEARING & SEAL SET

Kits include needle bearings and oil seals.



HONDA® STREET APPLICATION	YEAR	K&L P/N	NOTE
CBR600RR	03-10	<b>17-1816</b>	2 bearings, 1 oil seal
VT600C Shadow	88-90	<b>17-1819</b>	2 bearings, 1 oil seal
VT600CD2 Shadow	99-00	<b>17-1816</b>	2 bearings, 1 oil seal
VT600CD Shadow	93-07	<b>17-1816</b>	2 bearings, 1 oil seal
VT600C Shadow	91-03	<b>17-1816</b>	2 bearings, 1 oil seal
NT650 Hawk GT	88-90	<b>17-1819</b>	2 bearings, 1 oil seal
NTV650	91-97	<b>17-1816</b>	2 bearings, 1 oil seal
NT650	98-05	<b>17-1816</b>	2 bearings, 1 oil seal
VT750DC Shadow	01-02	<b>17-1816</b>	2 bearings, 1 oil seal
VT750CDA/B/C/D Shadow	02-03	<b>17-1816</b>	2 bearings, 1 oil seal
VT750CD/CD2 Shadow	98-99	<b>17-1816</b>	2 bearings, 1 oil seal
HONDA® ATV APPLICATION	YEAR	K&L P/N	NOTE
TRX450R/ER	06-09	<b>17-1828</b>	2 bearings, 1 oil seal
TRX700XX	08-09	<b>17-1817</b>	2 bearings, 1 oil seal
HONDA® DUALSPORTS/ OFFROAD APPLICATION	YEAR	K&L P/N	NOTE
CRF250X	04-09	<b>17-1828</b>	2 bearings, 1 oil seal
CRF250R	04-10	<b>17-1828</b>	2 bearings, 1 oil seal
CR250R	88-07	<b>17-1823</b>	2 bearings, 1 oil seal
CRF450X	05-09	<b>17-1828</b>	2 bearings, 1 oil seal
CRF450R	02-11	<b>17-1828</b>	2 bearings, 1 oil seal
XR600R	85-00	<b>17-1826</b>	1 bearing, 1 oil seal
XR650L	93-09	<b>17-1827</b>	1 bearing, 1 oil seal
NX650	88-99	<b>17-1827</b>	1 bearing, 1 oil seal
XR650R	00-07	<b>17-1816</b>	2 bearings, 1 oil seal
XL650V	00-06	<b>17-1816</b>	2 bearings, 1 oil seal
KAWASAKI® STREET APPLICATION	YEAR	K&L P/N	NOTE
BN125 Eliminator	01-09	<b>17-1850</b>	1 bearings, 1 oil seal
EL250 Eliminator	88-94	<b>17-1850</b>	1 bearings, 1 oil seal
EX250 Ninja 250R	86-07	<b>17-1850</b>	1 bearings, 1 oil seal
EN450A 454LTD	85-90	<b>17-1849</b>	2 bearings, 1 oil seal
EN500 Vulcan 500	90-09	<b>17-1849</b>	2 bearings, 1 oil seal
EX500 Ninja	87-09	<b>17-1849</b>	2 bearings, 1 oil seal
ER-6N	06-12	<b>17-1851</b>	2 bearings, 1 oil seal
ZX600 ZX-6RR	03-05	<b>17-1849</b>	2 bearings, 1 oil seal
ZX600A Ninja 600R	85-87	<b>17-1850</b>	1 bearings, 1 oil seal
ZX600C Ninja 600R	88-93	<b>17-1849</b>	2 bearings, 1 oil seal
ZX600/F/G/J ZX-6R	95-01	<b>17-1849</b>	2 bearings, 1 oil seal
ZX600 ZZR	93-05	<b>17-1849</b>	2 bearings, 1 oil seal
ZX600D1-D4 ZX-6	90-93	<b>17-1849</b>	2 bearings, 1 oil seal
ZX600P/R ZX-6	07-12	<b>17-1851</b>	2 bearings, 1 oil seal
ZX636 ZX-6R	02-06	<b>17-1849</b>	2 bearings, 1 oil seal
EX650 Ninja	06-12	<b>17-1851</b>	2 bearings, 1 oil seal
KLE650 Versys	07-12	<b>17-1851</b>	2 bearings, 1 oil seal
ZR-7S H1-H3	01-03	<b>17-1849</b>	2 bearings, 1 oil seal
ZR-7 F1/F3/F5	99-03	<b>17-1849</b>	2 bearings, 1 oil seal
Z750J/L/S	04-08	<b>17-1851</b>	2 bearings, 1 oil seal
ZR750C1-C4 Zephyr	91-94	<b>17-1849</b>	2 bearings, 1 oil seal
VN800C1/C2 Drifter	99-01	<b>17-1849</b>	2 bearings, 1 oil seal
VN800 Classic	96-04	<b>17-1849</b>	2 bearings, 1 oil seal
ZX900 ZX-9R	98-03	<b>17-1851</b>	2 bearings, 1 oil seal
VN900C Custom	07-11	<b>17-1849</b>	2 bearings, 1 oil seal
VN900B Classic	06-10	<b>17-1849</b>	2 bearings, 1 oil seal
ZR1000 Z1000	03-11	<b>17-1851</b>	2 bearings, 1 oil seal
ZX1000 ZX-10R	04-09	<b>17-1851</b>	2 bearings, 1 oil seal
ZX1000J/K ZX-10R	11-12	<b>17-1851</b>	2 bearings, 1 oil seal
ZX1000G/H Ninja1000	11-12	<b>17-1851</b>	2 bearings, 1 oil seal
ZX1200 ZX-12R	00-06	<b>17-1851</b>	2 bearings, 1 oil seal

KAWASAKI® DUALSPORT/ OFFROAD APPLICATION	YEAR	K&L P/N	NOTE
KDX250D1-D4	91-94	17-1852	2 bearings, 1 oil seal
KX250	90-07	17-1852	2 bearings, 1 oil seal
KX250F	06-11	17-1845	1 bearing, 1 oil seal
KX450F	06-11	17-1851	2 bearings, 1 oil seal
KLR600B6-B9	91-94	17-1850	1 bearing, 1 oil seal
KL650A KLR650	87-07	17-1850	1 bearing, 1 oil seal
KL650 Tengai	89-91	17-1850	1 bearing, 1 oil seal
SUZUKI® STREET APPLICATION	YEAR	K&L P/N	NOTE
RF600R	93-96	17-1840	2 bearings, 1 oil seal
GSX-R750	88-95	17-1840	2 bearings, 1 oil seal
GSX-R1000	09-11	17-1841	1 bearing, 1 oil seal
GSX-R1000	05-06	17-1841	1 bearing, 1 oil seal
VZR1800 (M1092R)	06-09	17-1841	1 bearing, 1 oil seal
SUZUKI® ATV APPLICATION	YEAR	K&L P/N	NOTE
LT-Z400Z	03-07	17-1848	2 bearings, 1 oil seal
LT-Z400	03-10	17-1848	2 bearings, 1 oil seal
LT-R450/Z	06-09	17-1848	2 bearings, 1 oil seal
SUZUKI® DUALSPORTS/ OFFROAD APPLICATION	YEAR	K&L P/N	NOTE
RM125	01-08	17-1842	1 bearing, 1 oil seal
RM-Z250	04-06	17-1845	1 bearing, 1 oil seal
RM-Z250	07-09	17-1846	2 bearings, 1 oil seal
RM-Z250	10-11	17-1847	2 bearings, 1 oil seal
RM250	01-08	17-1844	2 bearings, 1 oil seal
DR-Z400	00-04	17-1848	2 bearings, 1 oil seal
DR-Z400E	00-07	17-1848	2 bearings, 1 oil seal
DR-Z400S	00-09	17-1848	2 bearings, 1 oil seal
DR-Z400SM	05-08	17-1848	2 bearings, 1 oil seal
RM-Z450	05-07	17-1847	2 bearings, 1 oil seal
RM-Z450	08-11	17-1846	2 bearings, 1 oil seal
YAMAHA® STREET APPLICATION	YEAR	K&L P/N	NOTE
XV535 Virago	88-01	17-1831	1 bearing, 1 oil seal
YZF-R6	99-10	17-1835	2 bearings, 1 oil seal
FZ6	04-09	17-1834	2 bearings, 1 oil seal
XJ650LH-LK	81-83	17-1832	2 bearings, 1 oil seal
XJ650G-K	80-83	17-1832	2 bearings, 1 oil seal
XVS650	98-02	17-1831	1 bearing, 1 oil seal
XJ750RH-RK	81-83	17-1832	2 bearings, 1 oil seal
XJ750MK	1993	17-1832	2 bearings, 1 oil seal
XJ750J/K	82-83	17-1832	2 bearings, 1 oil seal
XJ900RK Seca	1983	17-1832	2 bearings, 1 oil seal
YZF-R1	98-06	17-1834	2 bearings, 1 oil seal
YZF-R1	07-10	17-1835	2 bearings, 1 oil seal
FZS1000 Fazer	01-05	17-1833	2 bearings, 1 oil seal
XV1600A Road Star	00-03	17-1834	2 bearings, 1 oil seal
XV1700 Road Star Warrior	03-04	17-1834	2 bearings, 1 oil seal
YAMAHA® ATV APPLICATION	YEAR	K&L P/N	NOTE
YFS200 Blaster	89-06	17-1838	1 bearing, 1 oil seal
YFZ350 Banshee	88-06	17-1839	1 bearing, 1 oil seal
YFM660R Raptor	03-05	17-1830	2 bearings, 1 oil seal
YFM70R YFM7R Raptor	06-11	17-1834	2 bearings, 1 oil seal
YAMAHA® DUALSPORTS/ OFFROAD APPLICATION	YEAR	K&L P/N	NOTE
YZ125	99-04	17-1837	1 bearing, 1 oil seal
WR250F YZ250F	01-10	17-1837	1 bearing, 1 oil seal
YZ250	00-11	17-1836	2 bearings, 1 oil seal
YZ400F	98-99	17-1837	1 bearing, 1 oil seal
WR400F	99-00	17-1837	1 bearing, 1 oil seal
YZ426F	00-01	17-1837	1 bearing, 1 oil seal
WR426F	01-02	17-1837	1 bearing, 1 oil seal
WR450F YZ450F	03-10	17-1837	1 bearing, 1 oil seal
XT550	82-83	17-1829	2 bearings, 1 oil seal
XT600E	96-02	17-1830	2 bearings, 1 oil seal
XT600K	91-93	17-1829	2 bearings, 1 oil seal
XT600 XT600E	84-95	17-1829	2 bearings, 1 oil seal

### EMGO OIL FILTERS

Sold each.

APRILIA®	EMGO #	OEM P/N	NOTES
19-6252	10-79100		Oil filter only
ARCTIC CAT®	EMGO #	OEM P/N	NOTES
19-0112	10-55500	3436005	Oil filter only
19-2557	10-55660	436001/ 436146/ 812005	Oil filter only
19-5016	10-82220		Chrome spin-on
19-5019	10-82240	3201044	Black spin-on
19-5031	10-55510	3470008	Oil filter only
BMW®	EMGO #	OEM P/N	NOTES
19-5019	10-24420	11421337198 / 11421337572	Black spin-on
CAGIVA®	EMGO #	OEM P/N	NOTES
19-2557	10-55660		Black spin-on
HONDA®	EMGO #	OEM P/N	NOTES
19-0197	10-99200	15410-KFO-315/ 15412-HM5-A10	Oil filter only
19-5019	10-82240	15410-MCJ-000	Black spin-on
19-0253	10-82210	15410-MJO-004	Black spin-on
19-5014	10-82230	15410-MM9-013	Black spin-on
19-5016	10-82220	15410-MM9-013	Chrome spin-on
19-1365	10-30200	154A1-413-005	Oil filter only
19-0252	10-37500	15410-426-010	with o-rings
19-0250	10-20300	15410-426-010	Oil filter only
19-5034	10-99210	15412-MEN-671	Oil filter only
19-5035	10-20310	91316-300-003/ 91317-MJO-000	Set of 2 o-rings only
KAWASAKI®	EMGO #	OEM P/N	NOTES
19-0250	10-20300	16099-003	Oil filter only
19-4095	10-30000	16099-004	Oil filter only
19-0253	10-82210	16097-1054	Black spin-on
19-5014	10-82230	16097-1063/1067/1072	Black spin-on
19-5016	10-82220	16097-1063/1067/1072	Chrome spin-on
19-5019	10-24420	16097-1070	Black spin-on
19-0197	10-99200	52010-1053	Oil filter only
19-5031	10-55510	5210-S004	Oil filter only
19-5039	10-24410	49065-2071	Oil filter only
19-5040	10-30010	52010-0001	Oil filter only
19-5042	10-73900	16097-1002/1003	Oil filter only
POLARIS®	EMGO #	OEM P/N	NOTES
19-0197	10-99200	3088036	Oil filter only
19-5019	10-82240	3084963	Black spin-on
SUZUKI®	EMGO #	OEM P/N	NOTES
19-2557	10-55660	16510-34E00	Black spin-on
19-0112	10-55500	16510-25C00	Oil filter only
19-5031	10-55510	16510-29F00	Oil filter only
19-6178	10-85900	16510-37450	Oil filter only
19-5040	10-30010	16510-35G00	Oil filter only
19-5041	10-55600	16510-05A00	Oil filter only
19-5037	10-29810	16500-45000/ 16510-45820	Set of 2 o-rings only
TRIUMPH®	EMGO #	OEM P/N	NOTES
19-0250	10-20300	1210031T0301	Oil filter only
19-5019	10-82240	T1210444	Black spin-on
YAMAHA®	EMGO #	OEM P/N	NOTES
19-0247	10-28401	1L9-13441-11-00	Oil filter only
19-6147	10-79120	1UY-13440-02-00	Oil filter only
19-5014	10-82230	3FV-13440-00- 00/5GH-13440-00-00	Black spin-on
19-5016	10-82220	3FV-13440-00-00	Chrome spin-on
19-6252	10-79100	4X7-13440-90-00	Oil filter only
19-6149	10-79110	5H0-13440-09-00	Oil filter only
19-5030	10-82250	5DM-13440-09-00	Black spin-on
19-5043	10-79130	5TA-13440-00-0	Oil filters only
19-5036	10-28510	1J7-13440-90-00	Set of 2 o-rings only



EQUIPMENT & TOOLS

APRILIA® APPLICATION	YEAR	EMGO FILTER	EMGO W/O-RING
660 Pegaso Street	05-12	<b>19-6252</b>	—

HARD PARTS

ARCTIC CAT® APPLICATION	YEAR	EMGO FILTER	EMGO W/O-RING
250DVX	06-07	<b>19-0112</b>	—
250 Arctic Cat 2x4, DVX	99-06	<b>19-0112</b>	—
300 Arctic Cat	98-05	<b>19-0112</b>	—
Automatic 2x4 400	03-04	<b>19-2557</b>	—
4x4 400	04-07	<b>19-2557</b>	—
Act 4x4 400	2004	<b>19-2557</b>	—
Act Auto 4x4 400	03-08	<b>19-2557</b>	—
Automatic 4x4 400 LE	05-07	<b>19-2557</b>	—
Automatic 4x4 TBX	04-06	<b>19-2557</b>	—
Automatic 4x4 400 TRV	06-07	<b>19-2557</b>	—
Automatic 4x4 400VP	05-06	<b>19-2557</b>	—
VP 400 4x4	05-06	<b>19-2557</b>	—
Arctic Cat 400	98-03	<b>19-2557</b>	—
Arctic Cat 454	96-98	<b>19-2557</b>	—
4x4 500	04-08	<b>19-2557</b>	—
Automatic 4x4 500	04-07	<b>19-2557</b>	—
Automatic 4x4 500 TBX	04-08	<b>19-2557</b>	—
Automatic 4x4 500 TRV	04-08	<b>19-2557</b>	—
650 Prowler H1/XT	07-09	<b>19-5016</b>	—
700EFI 4x4 Auto	08-09	<b>19-5016</b>	—
700H1 Prowler	08-09	<b>19-5016</b>	—
1000 Thundercat	08-09	<b>19-5016</b>	—
1000 H2 Prowler	2009	<b>19-5016</b>	—
600 4x4/LE	2004	<b>19-5019</b>	—
650 V-2 Auto/LE	04-05	<b>19-5019</b>	—
650 V-2 LE/TS	2006	<b>19-5019</b>	—
400 DVX/TS	04-08	<b>19-5031</b>	—

CARB & FUEL

BMW® APPLICATION	YEAR	EMGO FILTER	EMGO W/O-RING
BMW			
R45/45N	78-85	19-5019	—
R50/5	69-73	19-5019	—
R60	69-84	19-5019	—
R65	78-95	19-5019	—
R65LS	80-82	19-5019	—
R75	69-84	19-5019	—
R80GS	80-95	19-5019	—
R80ST	82-90	19-5019	—
R80	84-95	19-5019	—
R80RT	85-95	19-5019	—
R80R	93-95	19-5019	—
R90	73-76	19-5019	—
R100CS/S	73-90	19-5019	—
	87-96	19-5019	—

IGNITION/ELECTRICAL

CONTROL

SUSPENSION

ACCESSORIES

MARINE

\*R100R, RS, RT \*Models Without Oil Cooler

CAGIVA® APPLICATION	YEAR	EMGO FILTER	EMGO W/O-RING
CAGIVA			
650 V-Raptor	01-04	19-2557	—
650 Raptor I.E.	00-05	19-2557	—
1000 V-Raptor	00-05	19-2557	—
1000 Raptor	00-05	19-2557	—
1000 X-tra Raptor	00-05	19-2557	—
1000 Navigator	00-05	19-2557	—

HONDA® STREET APPLICATION	YEAR	EMGO FILTER	EMGO W/O-RING
CBR250	2011	<b>19-0197</b>	—
VTR250 Interceptor	88-90	<b>19-1365</b>	—
CB350F (4 cylinder)	72-74	<b>19-0250</b>	<b>19-0252</b>
CB400A Automatic	1978	<b>19-1365</b>	<b>19-0252</b>
CB400F Super Sport	75-77	<b>19-0250</b>	—
CB400F CB-1	89-90	<b>19-5014</b>	<b>19-5016</b>
CB400T1/TII Hawk	78-81	<b>19-1365</b>	—
CM400A/C/E /T	79-81	<b>19-1365</b>	—

HONDA® STREET APPLICATION	YEAR	EMGO FILTER	EMGO W/O-RING
CB450SC Nighthawk	82-86	<b>19-1365</b>	—
CB450T Hawk	1982	<b>19-1365</b>	—
CM450A/C/E	82-83	<b>19-1365</b>	—
CB500/K	71-73	<b>19-0250</b>	<b>19-0252</b>
CX500	78-79	<b>19-1365</b>	—
CX500C Custom	79-82	<b>19-1365</b>	—
CX500D Deluxe	79-81	<b>19-1365</b>	—
CX500TC Turbo	1982	<b>19-1365</b>	—
GB500	89-90	<b>19-0197</b>	—
GL500 Silverwing	81-82	<b>19-1365</b>	—
GL500I Silverwing Interstate	81-82	<b>19-1365</b>	—
VF500C Magna	84-85	<b>19-0253</b>	—
VF500F Interceptor	84-86	<b>19-0253</b>	—
VT500C Shadow	83-86	<b>19-0253</b>	—
VT500FT Ascot	83-84	<b>19-0253</b>	—
CB550F Super Sport	75-78	<b>19-0250</b>	<b>19-0252</b>
CB550K	74-78	<b>19-0250</b>	<b>19-0252</b>
CB550SC Nighthawk	1983	<b>19-0250</b>	<b>19-0252</b>
CB600F	04-05	<b>19-5014</b>	<b>19-5016</b>
CBR600F~F4 Hurricane	87-00	<b>19-5014</b>	<b>19-5016</b>
CBR600F4i Hurricane	01-06	<b>19-5019</b>	—
CBR600SE	1998	<b>19-5014</b>	<b>19-5016</b>
CBR600SJR	1996	<b>19-5014</b>	<b>19-5016</b>
CBR600RR	04-07	<b>19-5019</b>	—
CBR600RR	08-11	<b>19-5014</b>	<b>19-5016</b>
FSC600 Silver Wing	05-07	<b>19-5019</b>	—
FSC600 Silver Wing	08-11	<b>19-5014</b>	<b>19-5016</b>
VT600C Shadow/VLX (all)	88-05	<b>19-5014</b>	<b>19-5016</b>
CB650	79-82	<b>19-0250</b>	<b>19-0252</b>
CB650C Custom	80-81	<b>19-0250</b>	<b>19-0252</b>
CB650SC Nighthawk	82-85	<b>19-0250</b>	<b>19-0252</b>
CX650C/T Custom/Turbo	1983	<b>19-1365</b>	—
GL650/I Silverwing & Interstate	1983	<b>19-1365</b>	—
NT650 Hawk GT	88-91	<b>19-5014</b>	<b>19-5016</b>
NX650	88-90	<b>19-0197</b>	—
VT600C Shadow	88-07	<b>19-5014</b>	<b>19-5016</b>
CB700SC Nighthawk	84-86	<b>19-0253</b>	—
DN-01 700cc	2009	<b>19-5014</b>	<b>19-5016</b>
NSA700	2010	<b>19-5014</b>	<b>19-5016</b>
NT700V/VA Veradero	10-11	<b>19-5019</b>	—
VF700C Magna	84-87	<b>19-0253</b>	—
VF700F Interceptor	84-87	<b>19-0253</b>	—
VF700S Sabre	84-85	<b>19-0253</b>	—
VT700C Shadow	84-87	<b>19-0253</b>	—
CB750 Nighthawk 750	91-04	<b>19-5014</b>	<b>19-5016</b>
CB750A Automatic	76-78	<b>19-0250</b>	<b>19-0252</b>
CB750C Custom	80-82	<b>19-0250</b>	<b>19-0252</b>
CB750F Super Sport	75-82	<b>19-0250</b>	<b>19-0252</b>
CB750K	69-82	<b>19-0250</b>	<b>19-0252</b>
CB750SC Nighthawk	82-83	<b>19-0250</b>	<b>19-0252</b>
RS750	2009	<b>19-5014</b>	<b>19-5016</b>
VF750C Magna	82-83	<b>19-0253</b>	—
VF750C Magna	1988	<b>19-0253</b>	—
VF750C Magna	94-02	<b>19-5014</b>	<b>19-5016</b>
VF750CD Magna Deluxe	95-98	<b>19-5014</b>	<b>19-5016</b>
VF750F Interceptor	83-84	<b>19-0253</b>	—
VF750S Sabre	82-83	<b>19-0253</b>	—
VFR750F Interceptor	1986	<b>19-0253</b>	—
VFR750F	90-97	<b>19-5014</b>	<b>19-5016</b>
VFR750R (RC30)	1990	<b>19-5014</b>	<b>19-5016</b>
VT750C Shadow	1983	<b>19-0253</b>	—
VT750 Shadow (all)	98-11	<b>19-5014</b>	<b>19-5016</b>
VT750 Shadow Aero	04-09	<b>19-5019</b>	—
PC800 Pacific Coast	89-90	<b>19-5014</b>	<b>19-5016</b>
PC800 Pacific Coast	94-98	<b>19-5014</b>	<b>19-5016</b>
VFR800FI Interceptor	98-01	<b>19-5014</b>	<b>19-5016</b>
VFR800FI Interceptor	02-08	<b>19-5019</b>	—
VFR800F Interceptor	2009	<b>19-5014</b>	<b>19-5016</b>
VT800C Shadow	1988	<b>19-0253</b>	—

<b>HONDA® STREET APPLICATION</b>	<b>YEAR</b>	<b>EMGO FILTER</b>	<b>EMGO W/O-RING</b>	<b>HONDA® ATV APPLICATION</b>	<b>YEAR</b>	<b>EMGO FILTER</b>	<b>EMGO W/O-RING</b>
CB900C Custom	80-82	<b>19-0250</b>	<b>19-0252</b>	TRX400EX Sportrax 400EX	01-08	<b>19-0197</b>	—
CB900F Super Sport	81-82	<b>19-0250</b>	<b>19-0252</b>	TRX400X	2010	<b>19-0197</b>	—
CB900F (919)	02-05	<b>19-5019</b>	—	TRX420 FE	07-11	<b>19-0197</b>	—
CB900F (919)	06-07	<b>19-5014</b>	<b>19-5016</b>	TRX420FA/TM Rancher	10-11	<b>19-0197</b>	—
CBR900RR	93-99	<b>19-5014</b>	<b>19-5016</b>	TRX420F/TM FourTrax Rancher	10-11	<b>19-0197</b>	—
CBR929RR	00-01	<b>19-5019</b>	—	TRX420FP Rancher Pwr Strg (all)	10-11	<b>19-0197</b>	—
CBR954RR	02-03	<b>19-5019</b>	—	TRX450S/ES FourtraxForeman	98-04	<b>19-0197</b>	—
CB1000	94-95	<b>19-5014</b>	<b>19-5016</b>	TRX450R Sportrax 450R	04-10	<b>19-5034</b>	—
CB1000C Custom	1983	<b>19-0250</b>	<b>19-0252</b>	TRX500FE Fourtrax Foreman ES	05-09	<b>19-0197</b>	—
CBF1000	2010	<b>19-5014</b>	<b>19-5016</b>	TRX500FM/FPM FourtraxForeman	05-11	<b>19-0197</b>	—
CBR1000F Hurricane	87-97	<b>19-5014</b>	<b>19-5016</b>	TRX500FPE Foreman4x4 ES W/EPS	07-11	<b>19-0197</b>	—
CBR1000RR	04-07	<b>19-5019</b>	—	TRX500TM	05-06	<b>19-0197</b>	—
CBR1000RR /ABS	08-11	<b>19-5014</b>	<b>19-5016</b>	TRX700XX	08-09	<b>19-0197</b>	—
CBX (1047cc six cylinder)	79-82	<b>19-0250</b>	<b>19-0252</b>	<b>HONDA® DUALSPORT/OFFROAD APPLICATION</b>	<b>YEAR</b>	<b>EMGO FILTER</b>	<b>EMGO W/O-RING</b>
GL1000 Goldwing	75-79	<b>19-0250</b>	<b>19-0252</b>	CRF150R	08-10	<b>19-5034</b>	—
GL1000L Goldwing LTD	1976	<b>19-0250</b>	<b>19-0252</b>	XR200R	84-85	<b>19-0197</b>	—
VF1000F Interceptor	1984	<b>19-0253</b>	—	NX250	88-90	<b>19-0197</b>	—
VF1000R	85-86	<b>19-0253</b>	—	CRF250R	04-11	<b>19-5034</b>	—
VTR1000F Super Hawk	98-02	<b>19-5014</b>	<b>19-5016</b>	CRF250X	05-10	<b>19-5034</b>	—
RVT1000R RC51	00-06	<b>19-5019</b>	—	XL250R	84-87	<b>19-0197</b>	—
CB1100F Super Sport	1983	<b>19-0250</b>	<b>19-0252</b>	XR250L	91-99	<b>19-0197</b>	—
CBR1100XX Blackbird	97-05	<b>19-5014</b>	<b>19-5016</b>	XR250R	84-04	<b>19-0197</b>	—
GL1100 Goldwing	80-83	<b>19-0250</b>	<b>19-0252</b>	XL350R	84-85	<b>19-0197</b>	—
GL1100A Goldwing Aspencade	82-83	<b>19-0250</b>	<b>19-0252</b>	XR350R	83-85	<b>19-0197</b>	—
GL1100I Goldwing Interstate	80-83	<b>19-0250</b>	<b>19-0252</b>	XR400R	96-04	<b>19-0197</b>	—
ST1100 /A(ABS)	91-02	<b>19-5014</b>	<b>19-5016</b>	CRF450R	02-11	<b>19-5034</b>	—
VF1100C Magna	83-86	<b>19-0253</b>	—	CRF450X	04-10	<b>19-5034</b>	—
VF1100S Sabre	84-85	<b>19-0253</b>	—	XR500R	83-84	<b>19-0197</b>	—
VT1100C Shadow	85-88	<b>19-0253</b>	—	XL600R	83-87	<b>19-0197</b>	—
VT1100C Shadow (all)	89-07	<b>19-5014</b>	<b>19-5016</b>	XL600V Transalp	89-90	<b>19-5014</b>	—
GL1200 Goldwing	1984	<b>19-0250</b>	<b>19-0252</b>	XR600R	85-00	<b>19-0197</b>	—
GL1200A Goldwing Aspencade	84-87	<b>19-0250</b>	<b>19-0252</b>	XR650L	93-09	<b>19-0197</b>	—
GL1200I Goldwing Interstate	84-87	<b>19-0250</b>	<b>19-0252</b>	XR650R	00-07	<b>19-0197</b>	—
GL1200L Goldwing LTD	1985	<b>19-0250</b>	<b>19-0252</b>	<b>KAWASAKI® STREET APPLICATION</b>	<b>YEAR</b>	<b>EMGO FILTER</b>	<b>EMGO W/O-RING</b>
GL1200SEi Goldwing Aspencade	1986	<b>19-0250</b>	<b>19-0252</b>	KZ200A1/A2	78-79	<b>19-4095</b>	—
VFR1200F Interceptor	2010	<b>19-5014</b>	<b>19-5016</b>	EL250B/E Eliminator	88-93	<b>19-0250</b>	—
ST1300/A	02-08	<b>19-5019</b>	—	EX250E1/E2 Ninja 250R	86-12	<b>19-0250</b>	—
ST1300 /A(ABS)	09-10	<b>19-5014</b>	<b>19-5016</b>	KZ250D1/D2/L1 LTD&CSR	80-82	<b>19-4095</b>	—
VT1300C (all)	10-11	<b>19-5014</b>	<b>19-5016</b>	KZ250W1 LTD	1983	<b>19-4095</b>	—
VTX1300S (Retro 1300)	03-08	<b>19-5019</b>	—	Z250	All	<b>19-5042</b>	—
VTX1300	09-10	<b>19-5014</b>	<b>19-5016</b>	KZ305/CSR	81-82	<b>19-5042</b>	—
GL1500 Goldwing	88-90	<b>19-5014</b>	<b>19-5016</b>	KZ305 LTD	87-88	<b>19-5042</b>	—
GL1500A Goldwing Aspencade	91-00	<b>19-5014</b>	<b>19-5016</b>	EX350 GPZ	83-86	<b>19-5042</b>	—
GL1500I Goldwing Interstate	91-96	<b>19-5014</b>	<b>19-5016</b>	KZ400A/B/C/D/H /Ltd	74-79	<b>19-0250</b>	—
GL1500SE Goldwing SE	90-00	<b>19-5014</b>	<b>19-5016</b>	KZ400S/S2/S3 Special	75-77	<b>19-0250</b>	—
GL1500C Valkyrie (all)	97-03	<b>19-5014</b>	<b>19-5016</b>	KZ440A1/A2/A3/A4 LTD	80-83	<b>19-0250</b>	—
GL1800 Goldwing	01-07	<b>19-5019</b>	—	KZ440B1/B2	80-81	<b>19-0250</b>	—
GL1800 Goldwing	08-12	<b>19-5014</b>	<b>19-5016</b>	KZ440D1~D5 LTD Belt	80-83	<b>19-0250</b>	—
VTX1800 (all)	02-08	<b>19-5019</b>	—	KZ440G1 Belt	1982	<b>19-0250</b>	—
VTX1800	2009	<b>19-5014</b>	<b>19-5016</b>	EN450A1~A6 LTD 454	85-90	<b>19-0253</b>	—
<b>HONDA® ATV APPLICATION</b>	<b>YEAR</b>	<b>EMGO FILTER</b>	<b>EMGO W/O-RING</b>	EN500A/C Vulcan 500 /LTD	90-09	<b>19-5014</b>	<b>19-5016</b>
ATC250ES Big Red	85-87	<b>19-0197</b>	—	EX500A1/A2/A3	87-89	<b>19-0253</b>	—
ATC250SX	85-87	<b>19-0197</b>	—	EX500A4/A5/A6/A7	90-93	<b>19-5014</b>	<b>19-5016</b>
TRX250 Four Trax 250	85-87	<b>19-0197</b>	—	EX500 Ninja 500R	94-09	<b>19-5014</b>	<b>19-5016</b>
TRX250EX Sportrax 250EX	01-05	<b>19-0197</b>	—	KZ550A1/A2/A3/A4	80-83	<b>19-0250</b>	—
TRX250X Four Trax 250	87-88	<b>19-0197</b>	—	KZ550C1/C2/C3/C4 LTD	80-83	<b>19-0250</b>	—
TRX250X Four Trax 250	91-92	<b>19-0197</b>	—	KZ550D1 GPz	1981	<b>19-0250</b>	—
TRX300 Four Trax 300	88-00	<b>19-0197</b>	—	KZ550F1 Spectre	1983	<b>19-0250</b>	—
TRX300EX Four Trax /Sportrax	93-08	<b>19-0197</b>	—	KZ550F2 LTD	1984	<b>19-0250</b>	—
TRX300FW Four Trax 300 4x4	88-00	<b>19-0197</b>	—	KZ550H1/H2 GPz	82-83	<b>19-0250</b>	—
TRX300X	2009	<b>19-0197</b>	—	KZ550M1 LTD	1983	<b>19-0250</b>	—
ATC350X	85-86	<b>19-0197</b>	—	ZR550B1/B2/B3/B4 Zephyr	90-93	<b>19-0250</b>	—
TRX350 Fourtrax 4x4	86-87	<b>19-0197</b>	—	ZX550A1/A2/A3 GPz	84-86	<b>19-0250</b>	—
TRX350D Fourtrax Foreman 4x4	87-89	<b>19-0197</b>	—	ZL600A1/A2 Eliminator	86-87	<b>19-0250</b>	—
TRX350 Fourtrax Rancher (all)	00-06	<b>19-0197</b>	—	ZL600B2/B3 Eliminator	96-97	<b>19-0250</b>	—
TRX400FM Fourtrax Foreman	98-03	<b>19-0197</b>	—	ZX600A/C Ninja 600R	85-97	<b>19-0250</b>	—
TRX400FW Fourtrax Foreman 4x4	95-01	<b>19-0197</b>	—				
TRX400EX Fourtrax 400EX	99-00	<b>19-0197</b>	—				

EQUIPMENT &amp; TOOLS

HARD PARTS

CARB &amp; FUEL

IGNITION/ELECTRICAL

CONTROL

SUSPENSION

ACCESSORIES

MARINE

KAWASAKI® STREET APPLICATION	YEAR	EMGO FILTER	EMGO W/O-RING
ZX600B1 Ninja 600RX	1987	<b>19-0250</b>	—
ZX600 Ninja ZX-6	90-02	<b>19-5014</b>	<b>19-5016</b>
ZX600 ZZR-600	03-08	<b>19-5014</b>	<b>19-5016</b>
ZX600 Ninja ZX-6R	98-12	<b>19-5019</b>	<b>19-5016</b>
ZX636B1/B2 Ninja ZX-6R	03-05	<b>19-5019</b>	—
ER650 ER-6n	09-10	<b>19-5014</b>	<b>19-5016</b>
EX650 Ninja 650R	06-12	<b>19-5014</b>	<b>19-5016</b>
KZ650B1/B2/B2A/B3	77-79	<b>19-0250</b>	—
KZ650C1/C2/C3 Custom	77-79	<b>19-0250</b>	—
KZ650D1/D1A/D2 SR	77-78	<b>19-0250</b>	—
KZ650E1/F1	1980	<b>19-0250</b>	—
KZ650H1/H2/H3 CSR	81-83	<b>19-0250</b>	—
KZ700A1	1984	<b>19-0250</b>	—
VN700A1 Vulcan	1985	<b>19-0253</b>	—
ZN700A1 LTD	84-85	<b>19-0250</b>	—
KZ750E1/E2/E3	80-82	<b>19-0250</b>	—
KZ750F1 LTD	1983	<b>19-0250</b>	—
KZ750H1/H2/H3/H4 LTD	80-83	<b>19-0250</b>	—
KZ750L3	1983	<b>19-0250</b>	—
KZ750M1 CSR (2-cyl.)	1982	—	—
KZ750N1/N2 Spectre	82-83	<b>19-0250</b>	—
KZ750R1 GPz	1982	<b>19-0250</b>	—
VN750A2~A9 Vulcan	86-93	<b>19-0253</b>	—
VN750A10~A17 Vulcan	94-06	<b>19-5014</b>	<b>19-5016</b>
ZR750C1/C2/C3 Zephyr	91-93	<b>19-0250</b>	—
ZR750F2 ZR-7	2000	<b>19-0250</b>	—
ZR750H1/H2/H3 ZR-7S	01-03	<b>19-0250</b>	—
ZX750A1/A2/A3 GPz	83-85	<b>19-0250</b>	—
ZX750E1/E2 GPz Turbo	84-85	<b>19-0250</b>	—
ZX750F1/F2/F3/F4 Ninja 750R	87-90	<b>19-0250</b>	—
ZX750H1 Ninja ZX-7	1989	<b>19-5014</b>	<b>19-5016</b>
ZX750H2 Ninja ZX-7	1990	<b>19-0250</b>	—
ZX750J1/J2 Ninja ZX-7	91-92	<b>19-5014</b>	<b>19-5016</b>
ZX750K1/K2 Ninja ZX-7R	91-92	<b>19-5014</b>	<b>19-5016</b>
ZX750L1/L2/L3 Ninja ZX-7	93-95	<b>19-5014</b>	<b>19-5016</b>
ZX750M1/M2 Ninja ZX-7R	93-94	<b>19-5014</b>	<b>19-5016</b>
ZX750N1/N2 Ninja ZX-7RR	96-97	<b>19-5014</b>	<b>19-5016</b>
ZX750P1~P8 Ninja ZX-7R	96-03	<b>19-5014</b>	<b>19-5016</b>
VN800 Vulcan 800 (all)	95-06	<b>19-5014</b>	<b>19-5016</b>
Z1/A/B-900	73-75	—	—
KZ900A4/A5	76-77	—	—
KZ900B1 LTD	1976	—	—
ZL900A1/A2 Eliminator	85-86	<b>19-0250</b>	—
ZX900A1/A2/A3 Ninja 900R	84-86	<b>19-0250</b>	—
ZX900B Ninja ZX-9R	94-97	<b>19-5014</b>	<b>19-5016</b>
ZX900C1/C2 Ninja ZX-9R	98-99	<b>19-5019</b>	<b>19-5016</b>
ZX900E1/E2 Ninja ZX-9R	00-01	<b>19-5019</b>	<b>19-5016</b>
ZX900F1/F2 Ninja ZX-9R	02-03	<b>19-5019</b>	<b>19-5016</b>
KZ1000A1/A2	77-78	—	—
<b>19-7512* O-RINGS SUPPLIED IN FRAM FILTER WILL NOT FIT KZ750 2-CYL.APPS.</b>			
VN900 Vulcan Classic	06-12	<b>19-5014</b>	<b>19-5016</b>
KZ1000J1/J2/J3	81-83	<b>19-0250</b>	—
KZ1000K1/K2 LTD	81-82	<b>19-0250</b>	—
KZ1000M1/M2 CSR	81-82	<b>19-0250</b>	—
KZ1000P1~P21 Police	82-05	<b>19-0250</b>	—
KZ1000R1/R2 Replica	82-83	<b>19-0250</b>	—
ZG1000A1~A20 Concours	86-06	<b>19-0250</b>	—
ZL1000A1 Eliminator	1987	<b>19-0250</b>	—
ZR1000A1/A2 Z1000	03-12	<b>19-5019</b>	<b>19-5016</b>
ZX1000 Ninja 1000R	86-87	<b>19-0250</b>	—
ZX1000 Ninja 1000R	10-11	<b>19-5014</b>	<b>19-5016</b>
ZX1000 Ninja ZX-10R	06-12	<b>19-5014</b>	<b>19-5016</b>
ZX1000B1/B2/B3 Ninja ZX-10	88-90	<b>19-0250</b>	—
KZ1100A1/A2/A3 Shaft	81-83	<b>19-0250</b>	—
KZ1100B1/B2 GPz	81-82	<b>19-0250</b>	—
KZ1100D1/D2 Spectre	82-83	<b>19-0250</b>	—
KZ1100L1 LTD	1983	<b>19-0250</b>	—
ZN1100B1/B2 LTD	84-85	<b>19-0250</b>	—
ZR1100A1/A2/A3	92-94	<b>19-0250</b>	—

KAWASAKI® STREET APPLICATION	YEAR	EMGO FILTER	EMGO W/O-RING
ZX1100A1/A2 GPz	83-84	<b>19-0250</b>	—
ZX1100C Ninja ZX-11	90-93	<b>19-0250</b>	—
ZX1100D1~D9 Ninja ZX-11	93-01	<b>19-0250</b>	—
ZX1100E1/E2/E3 GPz	95-97	<b>19-0250</b>	—
ZX1100F1 GPz (ABS)	1996	<b>19-0250</b>	—
ZR1200A1/A2/A3/A4 ZRX1200	01-05	<b>19-0250</b>	—
ZX1200A/B Ninja ZX-12R	00-05	<b>19-5019</b>	<b>19-5016</b>
ZX1200C1/C2/C3 ZZ-R1200	02-05	<b>19-0250</b>	—
ZG1200A/B Voyager XII	86-03	<b>19-0250</b>	—
<b>19-7512* O-RINGS SUPPLIED IN FRAM FILTER WILL NOT FIT KZ/ZN1300 APPS.</b>			
ZG1400 Concours 14 (ABS)	08-12	<b>19-5019</b>	<b>19-5016</b>
ZX1400 Ninja ZX-14	06-12	<b>19-5019</b>	<b>19-5016</b>
VN1500A1~A9 Vulcan 88	87-95	<b>19-5014</b>	<b>19-5016</b>
VN1500A10~A12 Vulcan 1500	96-98	<b>19-5014</b>	<b>19-5016</b>
VN1500B1~B4 Vulcan 88 SE	87-90	<b>19-5014</b>	<b>19-5016</b>
VN1500C3/C4 Vulcan 1500 L	96-97	<b>19-5014</b>	<b>19-5016</b>
VN1500 Vulcan Classic	96-08	<b>19-5014</b>	<b>19-5016</b>
VN1500G Nomad	99-01	<b>19-5014</b>	<b>19-5016</b>
VN1500 Drifter	99-08	<b>19-5014</b>	<b>19-5016</b>
VN1500L1~L4 Nomad F.I.	00-08	<b>19-5014</b>	<b>19-5016</b>
VN1500N1/N2 Classic F.I.	00-01	<b>19-5014</b>	<b>19-5016</b>
VN1500R1/R2/R3 Drifter	00-03	<b>19-5014</b>	<b>19-5016</b>
VN1500 Vulcan Classic	03-08	<b>19-5014</b>	<b>19-5016</b>
VN1700 Voyager	09-10	<b>19-5014</b>	<b>19-5016</b>
VN2000 Vulcan Classic	04-10	<b>19-5014</b>	<b>19-5016</b>
KAWASAKI® ATV APPLICATION	YEAR	EMGO FILTER	EMGO W/O-RING
KLT200A/B/C	81-84	<b>19-4095</b>	—
KLF220A1~A15 Bayou 220	88-02	<b>19-4095</b>	—
KLF250A1/A2/A3 Bayou 250	03-05	<b>19-4095</b>	—
KLT250A1/A2/C1/C2/C3	82-85	<b>19-4095</b>	—
KLT250P1 Police	1984	<b>19-4095</b>	—
KSF250A1~A17 Mojave	87-03	<b>19-4095</b>	—
KSF250A18 KFX250 Mojave	2004	<b>19-4095</b>	—
KEF300A1~A6 Lakota 300	95-00	<b>19-4095</b>	—
KEF300B1/B2 Lakota Sport	01-02	<b>19-4095</b>	—
KLF300A/B Bayou	86-05	<b>19-4095</b>	—
KLF300C1~C16 Bayou 300 4x4	89-04	<b>19-4095</b>	—
KVF300A/B Prairie 300 (4x4)	99-02	<b>19-5014</b>	<b>19-5016</b>
KVF360 Prairie 360 /4x4	03-12	<b>19-5014</b>	<b>19-5016</b>
KLF400B1~B7 Bayou 400 4x4	93-99	<b>19-5014</b>	<b>19-5016</b>
KSF400A1/A2/A3 KFX400	03-05	<b>19-5031</b>	—
KVF400A1/A2 Prairie 400 4x4	97-98	<b>19-5014</b>	<b>19-5016</b>
KVF400B1 Prairie 400	1998	<b>19-5014</b>	<b>19-5016</b>
KVF400C1~C4 Prairie 400 4x4	99-02	<b>19-5014</b>	<b>19-5016</b>
KVF400D1/D2/D3/D4 Prairie 400	99-02	<b>19-5014</b>	<b>19-5016</b>
KVF650A/B Prairie650 /4x4	02-03	<b>19-5014</b>	<b>19-5016</b>
KVF650 Brute Force 650/4x4	05-12	<b>19-5014</b>	<b>19-5016</b>
KVF650FCF Brute Force 650/4x4	05-12	<b>19-5014</b>	<b>19-5016</b>
KFX700	04-09	<b>19-5014</b>	<b>19-5016</b>
KVF750 Brute Force 4x4	05-12	<b>19-5014</b>	<b>19-5016</b>
KAWASAKI® UTILITY VEHICLES APPLICATION	EMGO FILTER	EMGO W/O-RING	
Mule 500, 520	<b>19-5039</b>	—	
KAF450 B1 Mule 1000 Utility	<b>19-5014</b>	<b>19-5016</b>	
KAF540C1 Mule 2010 Utility	<b>19-5014</b>	<b>19-5016</b>	
KAF540D1 Mule 2020 Utility	<b>19-5014</b>	<b>19-5016</b>	
KAF540E1 Mule 2030 Utility	<b>19-5014</b>	<b>19-5016</b>	
Mule 2500, 2510, 2520, 3000, 3010, 3020	<b>19-5039</b>	—	
KAWASAKI® DUALSPORT/OFFROAD APPLICATION	YEAR	EMGO FILTER	EMGO W/O-RING
KL250A1~A5	78-82	<b>19-4095</b>	—
KL250C1/C2	83-84	<b>19-4095</b>	—
KL250D2~D22 KLR250	85-05	<b>19-4095</b>	—
KL250G4/G5/G6 Super Sherpa	00-03	<b>19-0197</b>	—
KLX250A1/A2	79-80	<b>19-4095</b>	—
KLX250D2/D2/D3/D4	94-96	<b>19-0197</b>	—

<b>KAWASAKI® DUALSPORT/OFFROAD APPLICATION</b>	<b>YEAR</b>	<b>EMGO FILTER</b>	<b>EMGO W/O-RING</b>	<b>SUZUKI® STREET APPLICATION</b>	<b>YEAR</b>	<b>EMGO FILTER</b>	<b>EMGO W/O-RING</b>
KLX300A2~A910	97-05	<b>19-0197</b>	—	GSX750/R	85-86	<b>19-5041</b>	—
KLX400A1/B1 KLX400SR	2003	<b>19-5031</b>	—	GSX-R750	86-87	<b>19-5041</b>	—
KL600A1/B1/B2 KLR600	84-86	<b>19-4095</b>	—	GSX-R750	88-10	<b>19-2557</b>	—
KL650A1~A19 KLR650	87-05	<b>19-4095</b>	—	VS750GL Intruder	88-91	<b>19-2557</b>	—
KL650B2/B3 Tengai KLR650	90-91	<b>19-4095</b>	—	VL800 Intruder Volusia	01-04	<b>19-2557</b>	—
KLE650 Versys 650	08-12	<b>19-5014</b>	<b>19-5016</b>	VS800 C50 Boulevard	05-10	<b>19-2557</b>	—
KLX650A1/A2/A3 Offroad	93-95	<b>19-4095</b>	—	VS800GL Intruder	92-04	<b>19-2557</b>	—
KLX650C/D1	93-96	<b>19-4095</b>	—	VS800 M50 Boulevard	05-10	<b>19-2557</b>	—
<b>KAWASAKI® WATERCRAFT APPLICATION</b>	<b>YEAR</b>	<b>EMGO FILTER</b>	<b>EMGO W/O-RING</b>	VS800 S50 Boulevard	05-10	<b>19-2557</b>	—
STX-15F	04-05	—	<b>19-5016</b>	VX800L/M/N/P	90-93	<b>19-2557</b>	—
JT1500 X/LX/STX	09-12	—	<b>19-5016</b>	VZ800 Marauder	97-06	<b>19-2557</b>	—
<b>POLARIS® ATV APPLICATION</b>	<b>YEAR</b>	<b>EMGO FILTER</b>	<b>EMGO W/O-RING</b>	RF900RR/RS/RT/RV/RZS	94-97	<b>19-2557</b>	—
4-Stroke models (all)	95-03	<b>19-5014</b>	<b>19-5016</b>	DL1000 V-Strom	02-10	<b>19-2557</b>	—
300 Sportsman	08-10	<b>19-5014</b>	<b>19-5016</b>	GSX-R1000	01-10	<b>19-2557</b>	—
300 Hawkeye 2x4, 4x4	07-11	<b>19-5014</b>	<b>19-5016</b>	SV1000/S	03-09	<b>19-2557</b>	—
325 Magnum, Trail Boss, Expedition 2x4, 4x4	00-02	<b>19-5014</b>	<b>19-5016</b>	TL1000R	98-03	<b>19-2557</b>	—
330 Trail Blazer	08-12	<b>19-5014</b>	<b>19-5016</b>	TL1000S	97-00	<b>19-2557</b>	—
330 Magnum 2x4, 4x4	03-06	<b>19-5014</b>	<b>19-5016</b>	GSX1100FJ~FP Katana	88-93	<b>19-2557</b>	—
330 Hawkeye 2x4, 4x4	2006	<b>19-5014</b>	<b>19-5016</b>	GSX1100GM/GN/GP Shaft	91-93	<b>19-2557</b>	—
330 ATP	04-05	<b>19-5014</b>	<b>19-5016</b>	GSX-R1100	86-98	<b>19-2557</b>	—
330 Trail Biss	03-12	<b>19-5014</b>	<b>19-5016</b>	GSF1200 Bandit	97-05	<b>19-2557</b>	—
335 Sportsman	99-01	<b>19-5014</b>	<b>19-5016</b>	GV1200 Madura	85-86	<b>19-5041</b>	—
400 Ranger/ 4x4 H.O.	08-12	<b>19-5014</b>	<b>19-5016</b>	GSF1250 Bandit	08-10	<b>19-2557</b>	—
400 Sportsman 4x4	01-05	<b>19-5014</b>	<b>19-5016</b>	GSX1300BK B-King	08-10	<b>19-2557</b>	—
400 Sportsman H.O.	08-12	<b>19-5014</b>	<b>19-5016</b>	GSX1300R Hayabusa	99-11	<b>19-2557</b>	—
400L Xplorer	96-01	<b>19-5014</b>	<b>19-5016</b>	GV1400 Cavalcade	1986	<b>19-5041</b>	—
425 Xpedition	00-02	<b>19-5014</b>	<b>19-5016</b>	GV1400 Cavalcade	87-88	<b>19-2557</b>	—
425 Magnum 6x6, 4x4, 2x4	95-98	<b>19-5014</b>	<b>19-5016</b>	VS1400GLP Intruder	87-04	<b>19-2557</b>	—
425 Ranger	01-03	<b>19-5014</b>	<b>19-5016</b>	VS1400 S90 Boulevard	05-10	<b>19-2557</b>	—
450 Sportsman	06-07	<b>19-5014</b>	<b>19-5016</b>	VS1400 M90 Boulevard	09-10	<b>19-2557</b>	—
Predator 500	03-07	—	<b>19-0197</b>	VL1500W/X/Y Intruder LC	98-00	<b>19-2557</b>	—
Troy Lee Version	2005	—	<b>19-0197</b>	VL1500K1~K4 Intruder LC1500	01-04	<b>19-2557</b>	—
Outlaw	06-07	—	<b>19-0197</b>	VLR1800 Boulevard C109R	08-10	<b>19-2557</b>	—
500 Xplorer	1997	<b>19-5014</b>	<b>19-5016</b>	VLR1800 Boulevard M109R	07-10	<b>19-2557</b>	—
500 ATP HO	04-05	<b>19-5014</b>	<b>19-5016</b>	VZR1800	06-07	<b>19-2557</b>	—
500 Magnum	00-02	<b>19-5014</b>	<b>19-5016</b>	<b>SUZUKI® ATV APPLICATION</b>	<b>YEAR</b>	<b>EMGO FILTER</b>	<b>EMGO W/O-RING</b>
500 Ranger 2x4, 4x4, EFI	06-12	<b>19-5014</b>	<b>19-5016</b>	LT160 QuadRunner	03-04	<b>19-0112</b>	—
500 Scrambler	96-12	<b>19-5014</b>	<b>19-5016</b>	LT160E QuadRunner	89-92	<b>19-0112</b>	—
500 Sportsman HO	00-12	<b>19-5014</b>	<b>19-5016</b>	LT-F160/T	91-01	<b>19-0112</b>	—
500 Sportsman HO Mossy Oak	2004	<b>19-5014</b>	<b>19-5016</b>	LT230 Quadrunner	85-93	<b>19-0112</b>	—
500 Sportsman EFI	06-12	<b>19-5014</b>	<b>19-5016</b>	LT230SF/SG/SH/SJ QuadSport	85-88	<b>19-0112</b>	—
500 Sportsman 6X6	00-07	<b>19-5014</b>	<b>19-5016</b>	LT-F230G/H	86-87	<b>19-0112</b>	—
500 Sportsman HO X2	06-12	<b>19-5014</b>	<b>19-5016</b>	LT250EF/EFF/EFG Quadrunner	85-86	<b>19-0112</b>	—
600 Sportsman Twin+10/2/3	04-08	<b>19-5014</b>	<b>19-5016</b>	LT250SK/SL	89-90	<b>19-0112</b>	—
700 Sportsman +2/Twin	07-09	<b>19-5014</b>	<b>19-5016</b>	LT-F250J~FK1	88-02	<b>19-0112</b>	—
800 Sportsman	05-10	<b>19-5014</b>	<b>19-5016</b>	LT-F250 Ozark	99-09	<b>19-0112</b>	—
800 Ranger RZR	08-09	<b>19-5014</b>	<b>19-5016</b>	LT-F250FX/FY/FK1/FK2 Quad	99-02	<b>19-0112</b>	—
<b>SUZUKI® STREET APPLICATION</b>	<b>YEAR</b>	<b>EMGO FILTER</b>	<b>EMGO W/O-RING</b>	LT-Z250 QuadSport	04-09	<b>19-0112</b>	—
AN400/S	03-06	<b>19-0112</b>	—	LT300EH/EJ/EK	87-89	<b>19-0112</b>	—
GSF600S Bandit	96-02	<b>19-2557</b>	—	LT-F300FX/FY/FK1/FK2	99-02	<b>19-0112</b>	—
GSX600F Katana	88-08	<b>19-2557</b>	—	LT-4WDH~WDW 4WD Quad	87-98	<b>19-0112</b>	—
GSX-R600WN/WP	92-93	<b>19-2557</b>	—	LT-F4WDXM~WDXW King Quad	91-98	<b>19-0112</b>	—
GSX-R600	97-11	<b>19-2557</b>	—	LT-A400F Eiger	02-08	<b>19-2557</b>	—
RF600RR/RS/RT	94-96	<b>19-2557</b>	—	LT-A400F King Quad	08-12	<b>19-2557</b>	—
AN650 Burgman	03-10	<b>19-2557</b>	—	LT-F400F Eiger	04-07	<b>19-2557</b>	—
DL650 /A V-Strom/(ABS)	04-11	<b>19-2557</b>	—	LT-F400F King Quad	10-12	<b>19-2557</b>	—
GSX650F	08-10	<b>19-2557</b>	—	LT-Z400K3/K4/K5 QuadSport 400	03-05	<b>19-5031</b>	—
LS650 Savage	86-88	<b>19-6178</b>	—	LT-A450X King Quad	07-10	<b>19-2557</b>	—
LS650 Savage	95-11	<b>19-6178</b>	—	LT-R450	06-09	<b>19-5031</b>	—
SV650	99-03	<b>19-2557</b>	—	LT-500X King Quad	09-12	<b>19-2557</b>	—
SV650S	04-10	<b>19-2557</b>	—	LT-A500/FK QuadMaster	00-01	<b>19-2557</b>	—
GV700 Madura	85-86	<b>19-5041</b>	—	LT-A500BK/FK/FCK Vinson	02-07	<b>19-2557</b>	—
VS700	1986	<b>19-5041</b>	—	LT-F500F/FK Vinson	06-08	<b>19-2557</b>	—
VS700GL Intruder	1987	<b>19-2557</b>	—	LT-F500FW~FK3 Quadrunner	98-02	<b>19-2557</b>	—
GSX750F Katana	89-08	<b>19-2557</b>	—	LT-A700CXK King Quad Camo	05-08	<b>19-2557</b>	—
				LT-A700XK King Quad	05-08	<b>19-2557</b>	—
				LT-A750X King Quad	08-12	<b>19-2557</b>	—

EQUIPMENT &amp; TOOLS

HARD PARTS

CARB &amp; FUEL

IGNITION/ELECTRICAL

CONTROL

SUSPENSION

ACCESSORIES

MARINE

SUZUKI® DUALSPORT/OFFROAD APPLICATION	YEAR	EMGO FILTER	EMGO W/O-RING
SUZUKI Dual Sport/Offroad			
DR125G/H/J	86-88	19-0112	—
DR125SER/SES/SET Dual Sport	94-96	19-0112	—
DR-Z125/L Offroad	03-09	19-0112	—
SP125G/H/J Dual Sport	86-88	19-0112	—
DR200SET~SEK3 Dual Sport	96-09	19-0112	—
SP200G/H/J Dual Sport	86-88	19-0112	—
RM-Z250	04-12	19-5040	—
DR-Z400 E/S/SM	00-13	19-5031	—
RMZ450/RMX450	05-12	19-5040	—
DR500X/Z/D	81-83	19-6178	—
SP500X/Z/D Dual Sport	81-83	19-6178	—
SP600F Dual Sport	1984	19-6178	—
DR650SL~SEK3 Dual Sport	90-11	19-6178	—

TRIUMPH® APPLICATION	YEAR	EMGO FILTER	EMGO W/O-RING
----------------------	------	-------------	---------------

600 Speed Four	05-06	19-5019	—
650 Daytona	05	19-5019	—
675 Daytona	06-12	19-5019	—
675 Speed Triple	07-12	19-5019	—
750 Speed Triple	95	19-0250	—
750 Thunderbird	91-98	19-0250	—
750 Daytona	91-95	19-0250	—
Tiger 800 / XC	11-12	19-5019	—
800 America	05-06	19-5019	—
800 Bonneville/T100	05-06	19-5019	—
800/900 Speedmaster	06-09	19-5019	—
900 America	05-06	19-5019	—
900 Thruxton	04-12	19-5019	—
900/T100 Bonneville	06-12	19-5019	—
900 Scrambler/Speedmaster	06-12	19-5019	—
900 Trident	91-95	19-0250	—
900 Trophy	91-01	19-0250	—
900 Adventure	95-01	19-0250	—
900 Thunder Sport	99-03	19-0250	—
900 TT Legend	99-01	19-0250	—
900 Sprint Sports	95-98	19-0250	—
900 Speed Triple	94-96	19-0250	—
900 Thunderbolt	96	19-0250	—
900 Thunderbird	95-03	19-0250	—
900 Thunderbird Sport	99-03	19-0250	—
900 Tiger	91-00	19-0250	—
900 Daytona	94-97	19-0250	—
955I Daytona	05-06	19-5019	—
955I Tiger	05-06	19-5019	—
955I Speed Triple	06-08	19-5019	—
1000 Daytona	91-95	19-0250	—
1050 Sprint ST	06-12	19-5019	—
1050 Speed Triple	06-12	19-5019	—
1050 Tiger	07-12	19-5019	—
1200 Daytona	93-97	19-0250	—
1200 Trophy	91-93	19-0250	—
Thunderbird 1600	09-12	19-5019	—
Thunderbird 1700 Storm/BB	10-12	19-5019	—
Rocket III	04-12	19-5019	—
Rocket III Classic/Touring	06-12	19-5019	—

YAMAHA® STREET APPLICATION	YEAR	EMGO FILTER	EMGO W/O-RING
FZR400U/SUC~A/SAC	88-90	19-0247	—
XS400D/E/F/G/H	77-81	19-0247	—
XS400E2/F	78-79	19-0247	—
XS400J/K Maxim	82-83	19-0247	—
XS400RJ/RK Seca	82-83	19-0247	—
XS400SG/SH/SJ Special	80-82	19-0247	—
SR500E/F/G/H	78-81	19-6252	—
XP500 TMAX (Scooter)	09-10	19-5030	—
XV500K Virago	1983	19-6252	—
XV535T/TC/U Virago	87-88	19-6252	—
XV535A/AC Virago	1990	19-6252	—
XV535E/EC~H/HC Virago	93-96	19-6252	—
XV535J/JC~L/LC Virago	97-99	19-6252	—
XJ550H/J/K Maxim	81-83	19-0247	—
XJ550RH/RJ/RK Seca	81-83	19-0247	—
XZ550RJ/RK Vision	82-83	19-6252	—
FJ600L/LC/N/NC	84-85	19-0247	—
FZ600	86-88	19-0247	—
FZ6R	10-11	19-5014	19-5016
FZR600	1990	19-0247	—
FZR600R	91-99	19-5014	19-5016
FZ6	04-09	19-5014	19-5016
SRX600S/SC	1986	19-6252	—
XJ600SD/SDC~SK/SKC Seca II	92-98	19-5014	19-5016
YX600S/SC~A/AC Radian	86-90	19-0247	—
YZF600RG/RGC~RR	95-07	19-5014	19-5016
YZF-R6	99-11	19-5014	19-5016
J650G/H/J/K Maxim	80-83	19-0247	—
XJ650LH Midnight Maxim	1981	19-0247	—
XJ650LJ/LK Seca Turbo	82-83	19-0247	—
XJ650RJ Seca	1982	19-0247	—
XVS650 V-Star (all)	98-11	19-6252	—
XJ700/X Maxim/Maxim X	85-86	19-0247	—
XV700 Virago	84-87	19-6252	—
XJ750J/K Maxim	82-83	19-0247	—
XJ750MK Midnight Maxim	1983	19-0247	—
XJ750RH/RJ/RK Seca	81-83	19-0247	—
XV750H/J/K Virago	81-83	19-6252	—
XXV750MK Midnight Virago	81-83	19-6252	—
XV750 Virago	88-98	19-6252	—
YZF750	94-98	19-5014	19-5016
FZ8	11-12	19-5014	19-5016
TDM850D/DC/E/EC	92-93	19-6252	—
XJ900RK Seca	1983	19-0247	—
XV920J/K Virago	82-83	19-6252	—
XV920MK Midnight Virago	81-83	19-6252	—
XV920RH/RJ	81-82	19-6252	—
XVS950 V-Star	10-11	19-5014	19-5016
FZR1000B/BC~G/GC	91-95	19-5014	19-5016
FZR1000 FZ1 1000	01-11	19-5014	19-5016
GTS1000AE/AEC/AF/AFC	93-94	19-5014	19-5016
XV1000L/LC/N/NC Virago	84-85	19-6252	—
YZF1000R/RK/RCK	97-98	19-5014	19-5016
YZF-R1	99-11	19-5014	19-5016
XV1100 Virago	86-00	19-6252	—
XVS1100 V-Star (all)	99-09	19-6252	—
VMX12H/HC~R V-Max	96-07	19-5014	19-5016
XTZ12B Super Tenere	2012	19-5014	19-5016
XVS13A/C V-Star/V-Star Tourer	07-09	19-5030	—
XVS13A/C V-Star/V-Star Tourer	10-12	19-5014	19-5016
XVS13AY Stryker	11-12	19-5014	19-5016
XVZ13 Royal Star (all)	96-11	19-5014	19-5016
XV1600A Roadstar	99-05	19-5014	19-5016
VMX1700 V-Max	09-10	19-5014	19-5016
XV1700 Roadstar	02-11	19-5014	19-5016
XV1700A Silverado	02-11	19-5014	19-5016
XV1700P Warrior	02-11	19-5014	19-5016
XV1900Roadliner	06-11	19-5014	19-5016
XV1900 Stratoliner	06-11	19-5014	19-5016
XV1900CU Raider	06-11	19-5014	19-5016
XV1900CX/CXC Raider/S	10-11	19-5014	19-5016

YAMAHA® STREET APPLICATION	YEAR	EMGO FILTER	EMGO W/O-RING
125X-Max	06-07	15-5043	—
XC180 Riva	83-85	19-6252	—
SR185H/J	81-82	19-6149	—
XC200 Riva	87-91	19-6252	—
SR250G/H/J/TH Exciter	80-82	19-6252	—
SRX250T/TC	1987	19-6149	—
XV250U/UC/W/WC/A/AC	88-90	19-6252	—
XV250G/GC~K/KC	95-98	19-6252	—
XV250 V-Star	08-11	19-6252	—
XV250L/LC Virago	1999	19-6252	—
XV250P/PC/R Virago 250	02-03	19-6252	—
XS360C/D/2D	76-77	19-0247	—

<b>YAMAHA® ATV/UTV APPLICATION</b>	<b>YEAR</b>	<b>EMGO FILTER</b>	<b>EMGO W/O-RING</b>
YFM200N Moto-4	1985	19-6149	—
YFM200DXS/DXT/DXU/DXW	86-89	19-6149	—
YTM200E/K/L/N Tri-Moto	83-85	19-6149	—
YFM225S/T/U Moto-4	86-88	19-6149	—
YTM225 Tri-Moto	83-86	19-6149	—
YFU1W/YFU1TW Pro Hauler	1989	19-6147	—
YFB250/U/F Timberwolf	92-00	19-6149	—
YFM250W/A/B Moto 4	89-91	19-6149	—
YFM250 Bear Tracker	99-00	19-6149	—
YFM250XN/XP	01-02	19-6149	—
YMF250 Raptor	08-12	19-5043	—
YFM35FG Grizzly	07-11	19-5014	19-5016
YFM35FX/X Wolverine	06-09	19-5014	19-5016
YFM350 Moto-4	87-95	19-6147	—
YFM350 Grizzly (all)	10-12	19-5014	19-5016
YFM350A/FA Bruin	04-06	19-5014	19-5016
YFM350F Big Bear	87-99	19-6147	—
YFM350FXG~FXK Wolverine	95-98	19-6147	—
YFM350F/U	96-00	19-6147	—
YFM350XT~XR/XRC Warrior	87-03	19-6147	—
YFP350U Terrapro	1988	19-6147	—
YFM400F Kodiak	93-99	19-6147	—
YFZ450	04-12	19-5043	—
YXR45F Rhino 450	04-07	19-5014	19-5016
YFM600F Grizzly	00-01	19-6252	—
YFM600FH Grizzly Hunter	2000	19-6252	—
YFM660R Raptor	01-05	19-5030	—
YXR66F Rhino 660	06-09	19-5014	19-5016
YFM700R Raptor	06-12	19-6252	—
YXR70F Rhino 700	08-11	19-5014	19-5016

<b>YAMAHA® DUALSPORT/OFFROAD APPLICATION</b>	<b>YEAR</b>	<b>EMGO FILTER</b>	<b>EMGO W/O-RING</b>
XT125J/K/KC Dual Sport	82-83	19-6149	—
BW200 Big Wheel	85-88	19-6149	—
TW200T/TC~R/RC Trailway	87-03	19-6149	—
XT200J/K/KC Dual Sport	82-83	19-6149	—
TT225S/T	86-87	19-6149	—
TT-R225	99-04	19-6149	—
XT225D/DC~R/RC Serrow	92-07	19-6149	—
TTR230	05-11	19-6149	—
TT250G/H/J	80-82	19-6252	—
TTR250L/LC~R/RC Offroad	99-03	19-6147	—
WR250F	03-12	19-5043	—
WR250FN/FP Offroad	01-02	19-6147	—
XT250G/H/J/K/KC Dual Sport	80-83	19-6252	—
XT250 Serow	05-08	19-5043	—
XT250L/LC Dual Sport	1984	19-6149	—
YZ250F	03-12	19-5043	—
YZ250FN/FP Offroad	01-02	19-6147	—
BW350T/U	87-88	19-6252	—
TT350S/T	86-87	19-6149	—
XT350N Dual Sport	85-00	19-6149	—
WR400FK/FL/FM Offroad	98-00	19-6147	—
YZ400FK/FL Offroad	98-99	19-6147	—
WR426FN/FP Offroad	01-02	19-6147	—
YZ426FM/FN/FP Offroad	00-02	19-6147	—
WR450F	03-12	19-5043	—
YZ450F	03-12	19-5043	—
TT500C/D/E/F/G/H Offroad	76-81	19-6252	—
XT500 Dual Sport	76-81	19-6252	—
XT550J/K Dual Sport	82-83	19-6252	—
TT600K/L/N/S Offroad	83-86	19-6252	—
XT600 Dual Sport	84-95	19-6252	—

<b>YAMAHA® SNOWMOBILE APPLICATION</b>	<b>YEAR</b>	<b>EMGO FILTER</b>	<b>EMGO W/O-RING</b>
RS90	05-08	19-5030	—
VK10	07-08	19-5030	—




**K&L**

SINCE 1968




**1997 CATALOG**

SHOP EQUIPMENT AND HARD PARTS SPECIALISTS



**1998 CATALOG**

Shop Equipment and Hard Parts Specialists



HONDA KAWASAKI SUZUKI YAMAHA

Since 1968

**K&L SUPPLY COMPANY**

EQUIPMENT &amp; TOOLS

HARD PARTS

CARB &amp; FUEL

IGNITION/ELECTRICAL

CONTROL

SUSPENSION

ACCESSORIES

MARINE



## K&N OIL FILTERS

K&N oil filters are equal to or exceed OEM Specifications. Outstanding oil filtration. Compatible with today's modern oils. Spin-on oil filters include hex nut for easy installation and removal. Hex nut is drilled so filter can be safety wired to bike. "TUV" product endorsed. Sold each.

APRILIA®	K&N P/N	OEM P/N
19-7429	KN-152	0256187, AP0256178
19-7438	KN-151	0256185

BMW®	K&N P/N	OEM P/N
19-7417	KN-163	11001341616, 11421460687, 11421460845
19-7438	KN-151	11412343118, 11412343452
19-7469	KN-161	11421337198, 11421337572

DUCATI®	K&N P/N	OEM P/N
19-7413	KN-153	090549960, 44440034A

HARLEY DAVIDSON®		
K&L P/N	K&N P/N	OEM P/N

EXTRA LONG FILTER		
19-7420	KN-173C	63813-90 Chrome with Anti Drain Valve

LONG FILTER		
19-7459	KN-170	63805-80 Black with Anti Drain Valve
19-7409	KN-170C	63796-77 Chrome with Anti Drain Valve
19-7404	KN-171B	63731-99 Black without Anti Drain Valve
19-7506	KN-171C	63731-99 Chrome without Anti Drain Valve

SHORT FILTER		
19-7427	KN-172C	63782-80 Chrome without Anti Drain Valve 63810-80A

V-ROD FILTER		
19-7470	KN-174C	6379301K with Anti Drain Valve

HONDA®	K&N P/N	OEM P/N
19-7405	KN-401	15410-426-010
19-7408	KN-112	15412-KF0-315
19-7515	KN-204	15410-MCJ-003, 15410-MCJ-000
19-7315	KN-204C	15410-MCJ-003, 15410-MCJ-000 (Chrome)
19-7507	KN-303	15410-MM9-013
19-7411	KN-303C	15410-MM9-013 (Chrome)
19-7474	KN-116	15412-MEN-671
19-7511	KN-113	15412-HM5-A10
19-7416	KN-111	154A1-413-005

KAWASAKI®	K&N P/N	OEM P/N
19-7507	KN-303	16097-1059, 16097-1061, 16097-1063, 16097-1064, 16097-1066, 16097-1067 (Black)
19-7411	KN-303C	16097-1059, 16097-1061, 16097-1063, 16097-1064, 16097-1066, 16097-1067 (Chrome)
19-7515	KN-204	16097-1068, 16097-1070, 16097-1072 (Black)
19-7315	KN-204C	16097-1068, 16097-1070, 16097-1072 (Chrome)
19-7461	KN-126	16099-002
19-7405	KN-401	16099-003
19-7415	KN-123	16099-004
19-7440	KN-207	52010-0001
19-7408	KN-112	52010-1053

KTM®	K&N P/N	OEM P/N
19-7401	KN-155	58038005000
19-7402	KN-157	59038046000

POLARIS®	K&N P/N	OEM P/N
19-7507	KN-303	3084963

TRIUMPH®	K&N P/N	OEM P/N
19-7424	KN-191	T1210200
19-7515	KN-204	T1210444 (Black)
19-7315	KN-204C	T1210444(Chrome)

SUZUKI®	K&N P/N	OEM P/N
19-7425	KN-133	16500-45810, 16500-45820
19-7414	KN-132	16510-19B00, 16510-24501, 16510-25C00
19-7509	KN-138	16510-34E00 (Black)
19-7423	KN-138C	16510-34E00 (Chrome)
19-7426	KN-136	16510-38240

SUZUKI®	K&N P/N	OEM P/N
19-7441	KN-137	16510-37450
19-7440	KN-207	K5201-00001

YAMAHA®	K&N P/N	OEM P/N
19-7439	KN-144	1L9-13441-11-00
19-7516	KN-142	1UY-13440-02-00
19-7507	KN-303	3FV-13440-00-00, 5GH-13440-00-00
19-7405	KN-401	36Y-13441-00-00
19-7406	KN-147	5DM-13440-09-00
19-7418	KN-143	5HO-13440-09-00
19-7410	KN-145	5JX-13440-00-00
19-7403	KN-141	5TA-13440-00-00



APRILIA® STREET APPLICATION	YEAR	K&N P/N		BLACK	CHROME
350 ETX	85-90	KN-151	19-7438	—	—
350 ETX Tuareg Wind	88-90	KN-151	19-7438	—	—
600 Tuareg	88-93	KN-151	19-7438	—	—
650 Moto	95-01	KN-151	19-7438	—	—
650 Pegaso	93-00	KN-151	19-7438	—	—
650 Pegaso	05-08	KN-145	19-7410	—	—
650 I.E.Pegaso	01-04	KN-151	19-7438	—	—
650 Stark	(ALL)	KN-152	19-7429	—	—
660 Pegaso	05-11	KN-145	19-7410	—	—
ETV 1000 Caponord	01-08	KN-152	19-7429	—	—
RST 1000 Futura	01-06	KN-152	19-7429	—	—
RSV 1000R 1000	05-10	KN-152	19-7429	—	—
RSV 1000R Factory	04-10	KN-152	19-7429	—	—
RSV 1000R Tuono	04-09	KN-152	19-7429	—	—
RSV Millie 1005	98-04	KN-152	19-7429	—	—
RSV Millie R 1000	00-04	KN-152	19-7429	—	—
RSV Millie R Nera 1000	04-08	KN-152	19-7429	—	—
RSV Millie SP 1000	00-02	KN-152	19-7429	—	—
SL 1000 Falco	00-08	KN-152	19-7429	—	—
TUONO	03-10	KN-152	19-7429	—	—

ARCTIC CAT® ATV APPLICATION	YEAR	K&N P/N		BLACK	CHROME
250 2x4	99-05	KN-132	19-7414	—	—
300 2x4	98-04	KN-132	19-7414	—	—
300 4x4	98-05	KN-132	19-7414	—	—
400 2x4	98-04	KN-138	19-7509	19-7423	—
400 4x4	98-05	KN-138	19-7509	19-7423	—
454 2x4	96-98	KN-138	19-7509	19-7423	—
454 4x4	96-98	KN-138	19-7509	19-7423	—
500 4x4	98-05	KN-138	19-7509	19-7423	—
500 4x4 Automatic	00-05	KN-138	19-7509	19-7423	—
500 Standard	99-02	KN-138	19-7509	19-7423	—
650 4x4	04-06	KN-204	19-7515	19-7315	—

BMW® STREET APPLICATION	YEAR	K&N P/N		BLACK	CHROME
R45	78-80	KN-161	19-7469	—	—
R45N	78-80	KN-161	19-7469	—	—
R50/5	69-73	KN-161	19-7469	—	—
R60	69-84	KN-161	19-7469	—	—

BMW® STREET APPLICATION	YEAR	K&N		
		P/N	BLACK	CHROME
F650 (all)	93-07	KN-151	19-7438	—
G650 (all)	07-11	KN-151	19-7438	—
R65	78-88	KN-161	19-7469	—
R65 LS	80-82	KN-161	19-7469	—
K75	87-97	KN-163	19-7417	—
K75 RT	90-97	KN-163	19-7417	—
K75 RT AB	91-95	KN-163	19-7417	—
K75 C	85-88	KN-163	19-7417	—
K75 S	86-92	KN-163	19-7417	—
K75 S	96-97	KN-163	19-7417	—
K75 S ABS	91-95	KN-163	19-7417	—
R75	69-84	KN-161	19-7469	—
R80	84-94	KN-161	19-7469	—
R80 GS	80-95	KN-161	19-7469	—
R80 R	93-95	KN-161	19-7469	—
R80 RT	84-95	KN-161	19-7469	—
R80 ST	82-90	KN-161	19-7469	—
R850C	99-02	KN-163	19-7417	—
R850C Avantgarde/Classic	2001	KN-163	19-7417	—
R850 R	04-06	KN-163	19-7417	—
R850 R Boxer	99-01	KN-163	19-7417	—
R850 RT Boxer	1999	KN-163	19-7417	—
R90	1975	KN-161	19-7469	—
R90 S	73-76	KN-161	19-7469	—
K1	89-90	KN-163	19-7417	—
K1	1994	KN-163	19-7417	—
K1 ABS	91-93	KN-163	19-7417	—
K100	83-90	KN-163	19-7417	—
K100 LT	83-94	KN-163	19-7417	—
K100 RS	83-91	KN-163	19-7417	—
K100 RS ABS	88-92	KN-163	19-7417	—
K100 RT	83-94	KN-163	19-7417	—
R100 CS (w/o Oil Cooler)	73-90	KN-161	19-7469	—
R100 GS	87-94	KN-161	19-7469	—
R100 R/RS/RT (w/o Oil Cooler)	87-96	KN-161	19-7469	—
R100 S (w/o Oil Cooler)	73-90	KN-161	19-7469	—
K1100 LT	1992	KN-163	19-7417	—
K1100 LT	98-99	KN-163	19-7417	—
K1100 LT ABS	93-97	KN-163	19-7417	—
K1100 LT ABS S.E	1994	KN-163	19-7417	—
R1100 GS	93-94	KN-163	19-7417	—
R1100 GS	1999	KN-163	19-7417	—
R1100 GS ABS	1999	KN-163	19-7417	—
R1100 S	99-05	KN-163	19-7417	—
R1100 R	1995	KN-163	19-7417	—
R1100 R	2001	KN-163	19-7417	—
R1100 R ABS	95-00	KN-163	19-7417	—
R1100 RS	1993	KN-163	19-7417	—
R1100 RS ABS	94-01	KN-163	19-7417	—
R1100 RS ABS SE	94-95	KN-163	19-7417	—
R1100 RT ABS	99-01	KN-163	19-7417	—
R1150 (all)	99-06	KN-163	19-7417	—
K1200 (all)	97-08	KN-163	19-7417	—
R1200 (all)	97-06	KN-163	19-7417	—

BOMBARDIER® ATV APPLICATION	YEAR	K&N		
		P/N	BLACK	CHROME
DS 650 Pegaso	2000	KN-151	19-7438	—
DS650 (all)	01-06	KN-152	19-7429	—
CAN-AM DS650X (all)	2007	KN-152	19-7429	—
OUTLANDER (all)	03-06	KN-152	19-7429	—
CAN-AM Outlander 400 (all)	07-12	KN-152	19-7429	—
CAN-AM Ranegade500 (all)	08-12	KN-152	19-7429	—
CAN-AM Ranegade800 (all)	07-12	KN-152	19-7429	—
CAN-AM Ranegade1000 (all)	2012	KN-152	19-7429	—
CAN-AM SSV800 (all)	11-12	KN-152	19-7429	—
CAN-AM SSV1000 (all)	11-12	KN-152	19-7429	—

BOMBARDIER® SNOWMOBILE SKI-DOO APPLICATION	YEAR	K&N		
		P/N	BLACK	CHROME
ExpenditionTuvYetl,II800 (all)	2009	KN-152	19-7429	—
Touring 800 (all)	07-08	KN-152	19-7429	—
Trail 800 (all)	2007	KN-152	19-7429	—
Tundra LT 800 (all)	08-09	KN-152	19-7429	—
Expendition Sports 806 (all)	07-08	KN-152	19-7429	—
Expendition TUV 806 (all)	07-08	KN-152	19-7429	—
Skandic SWT 806 (all)	07-09	KN-152	19-7429	—
Skandic Tundra 806 (all)	2007	KN-152	19-7429	—

BUELL® APPLICATION	YEAR	K&N		
		P/N	BLACK	CHROME
M2 Cyclone 1200	97-02	KN-171	19-7506	—
S3 Thunderbolt 1200	94-02	KN-171	19-7506	—
S3T Thunderbolt 1200	94-02	KN-171	19-7506	—
S1 Lightning 1200	94-02	KN-171	19-7506	—
S1 White Lightning 1200	2002	KN-171	19-7506	—
S2 Thunderbolt 1200	94-02	KN-171	19-7506	—
S2T Thunderbolt 1200	94-02	KN-171	19-7506	—
X1 Lightning 1200	9-02	KN-171	19-7506	—

CAGIVA® APPLICATION	YEAR	K&N		
		P/N	BLACK	CHROME
350 Alazzurra (all)	(all)	KN-153	19-7413	—
650 Alazzurra GT Sports	82-88	KN-153	19-7413	—
650 Alazzurra Sports	82-88	KN-153	19-7413	—
650 Raptor	00-01	KN-138	19-7509	19-7423
650 V Raptor	01-04	KN-138	19-7509	19-7423
750 Elephant	89-98	KN-153	19-7413	—
900 Elephant	92-97	KN-153	19-7413	—
900 Gran Canyon	1999	KN-153	19-7413	—
1000 Navigator	00-01	KN-138	19-7509	19-7423
1000 Extra Raptor	2001	KN-138	19-7509	19-7423
Raptor, V Raptor	00-04	KN-138	19-7509	19-7423

DUCATI® APPLICATION	YEAR	K&N		
		P/N	BLACK	CHROME
350 F3	(ALL)	KN-153	19-7413	—
350 Indiana	(ALL)	KN-153	19-7413	—
350 Pantah	(ALL)	KN-153	19-7413	—
400SS Junior	92-94	KN-153	19-7413	—
400 Monster	01-08	KN-153	19-7413	—
600 Monster	93-01	KN-153	19-7413	—
600 Pantah Sports	81-85	KN-153	19-7413	—
600SS	93-98	KN-153	19-7413	—
620 Monster	01-06	KN-153	19-7413	—
620 Multistrada	05-06	KN-153	19-7413	—
650 Indiana Custom	86-88	KN-153	19-7413	—
696 Monster	07-11	KN-153	19-7413	—
748	97-03	KN-153	19-7413	—
748 SP/Biposto	95-99	KN-153	19-7413	—
748 R/S /SP	94-02	KN-153	19-7413	—
749 (all)	03-06	KN-153	19-7413	—
750 F1 MKII	85,87	KN-153	19-7413	—
750 Indiana Custom	87-88	KN-153	19-7413	—
750 Sport	1988	KN-153	19-7413	—
750 Sport	90-02	KN-153	19-7413	—
750 SS	91-02	KN-153	19-7413	—
M 750 Monster	97-01	KN-153	19-7413	—
M 750 Monster/ Dark i.e.	2002	KN-153	19-7413	—
Paso 750	86-90	KN-153	19-7413	—
793 Hypermotard	10-11	KN-153	19-7413	—
793 Monster	2011	KN-153	19-7413	—
800 Monster	03-04,11	KN-153	19-7413	—
800SS	03-07	KN-153	19-7413	—
800 Sport	2003	KN-153	19-7413	—
800 Supersport	03-04	KN-153	19-7413	—
803 Monster S2R	05-07	KN-153	19-7413	—
851 Strada	89-92	KN-153	19-7413	—
888 Strada	92-94	KN-153	19-7413	—
900 MH	2001	KN-153	19-7413	—

EQUIPMENT &amp; TOOLS

HARD PARTS

CARB &amp; FUEL

IGNITION/ELECTRICAL

CONTROL

SUSPENSION

ACCESSORIES

MARINE

EQUIPMENT & TOOLS

DUCATI®		K&N		
APPLICATION	YEAR	P/N	BLACK	CHROME
900 Sport	2002	KN-153	19-7413	—
900 Superlight	92-97	KN-153	19-7413	—
900 SS	91-02	KN-153	19-7413	—
M 900 Monster (all)	93-04	KN-153	19-7413	—
916 (all)	93-03	KN-153	19-7413	—
996	98-01	KN-153	19-7413	—
996 Biposto	1999	KN-153	19-7413	—
996 R/S	2001	KN-153	19-7413	—
996 ST4S	01-05	KN-153	19-7413	—
996 SPS	1999	KN-153	19-7413	—
998/R/S	02-03	KN-153	19-7413	—
999/999 S/999 R	03-05	KN-153	19-7413	—
Monster 1000 (all)	03-08	KN-153	19-7413	—
1000 Supersport/DS	03-05	KN-153	19-7413	—
Monster 1100 (all)	08-11	KN-153	19-7413	—

HARD PARTS

HARLEY DAVIDSON®		K&N		
APPLICATION	YEAR	P/N	BLACK	CHROME
FLD Dyna Switchback	2012	KN-171	19-7404	19-7506
FLH 80 Electra Glide	82-84	KN-172	—	19-7427
FLHC Electra Glide Classic	1982	KN-172	—	19-7427
FLHP Road King Police	2009	KN-171	19-7404	19-7506
FLHR Road King	99-12	KN-171	19-7404	19-7506
FLHR Road King	96-98	KN-170	19-7459	19-7409
FLHRC Road King Classic	07-12	KN-171	19-7404	19-7506
FLHRCI Road King Classic	99-06	KN-171	19-7404	19-7506
FLHRI Electra Glide Road King	00-01	KN-171	19-7404	19-7506
FLHRI Electra Glide Road King	1996	KN-171	19-7404	19-7506
FLHRI Road King	01-06	KN-171	19-7404	19-7506
FLHRS Road King Custom	04-07	KN-171	19-7404	19-7506
FLHRSE Screamin Eagle Road King	07-08	KN-171	19-7404	19-7506
FFLHRSI RoadKingCustomFi	04-06	KN-171	19-7404	19-7506
FLHS Electra Glide Sport	87-94	KN-170	19-7459	19-7409
FLHS Sport Glide	82-84	KN-172	—	19-7427
FLHT Electra Glide	96-99	KN-170	19-7459	19-7409
FLHT Electra Glide	84-89	KN-170	19-7459	19-7409
FLHT Electra Glide Std	95-98	KN-170	19-7459	19-7409
FLHT Electra Glide Std	99-09	KN-171	19-7404	19-7506
FLHTC ElectraGlideClassic	99-12	KN-171	19-7404	19-7506
FLHTC ElectraGlideClassic	84-98	KN-170	19-7459	19-7409
FLHTCI Electra Glide Classic	99-09	KN-171	19-7404	19-7506
FLHTCI Electra Glide Classic Fi	96-98	KN-170	19-7459	19-7409
FLHTCSE Screamin Eagle Electra Glide	03-04	KN-171	19-7404	19-7506
FLHTCSE2 Scream Eagle Elec Glide 2	2005	KN-171	19-7404	19-7506
FLHTCU Electra Glide Ultra Classic	87-98	KN-170	19-7459	19-7409
FLHTCU Ultra Classic Electra Glide	06-12	KN-171	19-7404	19-7506
FLHTCUI Electra Glide Ultra Classic	99-06	KN-171	19-7404	19-7506
FLHTCUI Ultra Classic Electra Glide Fi	87-98	KN-170	19-7459	19-7409
FLHTCUSE Cvo Uc Electra Glide	11-12	KN-171	19-7404	19-7506
FLHTCUSE2 Scream Eagle Ultra Classic Electra Glide	2007	KN-171	19-7404	19-7506
FLHTCUSE3 Scream Eagle Uc Electra Gl	2008	KN-171	19-7404	19-7506
FLHTCUSE4 Cvo Uc Electra Glide	2009	KN-171	19-7404	19-7506
FLHTCUSE5 Cvo Uc Electra Glide	2010	KN-171	19-7404	19-7506
FLHTCUTG Tri Glide Ultra Classic	09-12	KN-171	19-7404	19-7506
FLHTI Electra Glide Std	03-09	KN-171	19-7404	19-7506
FLHTK Electra Glide Ulltra Limited	10-12	KN-171	19-7404	19-7506
FLHTP Electra Glide Police	2009	KN-171	19-7404	19-7506
FLHTSEI Screamin Eagle Road King Fi	2003	KN-171	19-7404	19-7506
FLHX Street Glide	06-12	KN-171	19-7404	19-7506
FLHXI Street Glide Fi	2006	KN-171	19-7404	19-7506
FLHXSE Cvo Street Glide	10-12	KN-171	19-7404	19-7506
FLHXXX Street Glide Trike	10-11	KN-171	19-7404	19-7506
FLST Heritage Softail	87-90	KN-170	19-7459	19-7409
FLST/FLSTI Heritage Softail	2006	KN-171	19-7404	19-7506

CARB & FUEL

IGNITION/ELECTRICAL

CONTROL

SUSPENSION

ACCESSORIES

MARINE

HARLEY DAVIDSON®		K&N		
APPLICATION	YEAR	P/N	BLACK	CHROME
FLSTC Heritage Softail Classic	80-99	KN-170	19-7459	19-7409
FLSTC Heritage Softail Classic	00-12	KN-171	19-7404	19-7506
FLSTCI Heritage Softail Classic	01-06	KN-171	19-7404	19-7506
FLSTF Fat Boy	89-99	KN-170	19-7459	19-7409
FLSTF Fat Boy	00-12	KN-171	19-7404	19-7506
FLSTFB Softail Fat Boy Lo	10-12	KN-171	19-7404	19-7506
FLSTFI Fat Boy Fi	01-06	KN-171	19-7404	19-7506
FLSTFSE Screamin Eagle Fat Boy	2005	KN-171	19-7404	19-7506
FLSTN Heritage Softail Special	94-98	KN-170	19-7459	19-7409
FLSTN Softail Deluxe	05-12	KN-171	19-7404	19-7506
FLSTNI Softail Deluxe Fi	05-06	KN-171	19-7404	19-7506
FLSTS Heritage Springer	97-99	KN-170	19-7459	19-7409
FLSTS Heritage Springer	00-03	KN-171	19-7404	19-7506
FLSTSB Softail Cross Bones	08-11	KN-171	19-7404	19-7506
FLSTSC Softail Springer Classic	05-07	KN-171	19-7404	19-7506
FLSTSCI SoftailSpringerClassicFi	05-06	KN-171	19-7404	19-7506
FLSTSE Cvo Softail Convertible	10-12t	KN-171	19-7404	19-7506
FLSTSI Heritage Springer Fi	01-03	KN-171	19-7404	19-7506
FLT 1340	80-90	KN-170	19-7459	19-7409
FLT 80 Tour Glide	80-83	KN-170	19-7459	19-7409
FLTC Chrome	87-88	KN-170	19-7459	19-7409
FLTC Tour Glide Classic	80-92	KN-170	19-7459	19-7409
FLTCU Ultra Tour Glide Classic	87-95	KN-170	19-7459	19-7409
FLTR Road Glide	99-10	KN-171	19-7404	19-7506
FLTR/FLTRI Road Glide/Road Glide Fi	1998	KN-170	19-7459	19-7409
FLTRI Road Glide Fi	99-06	KN-171	19-7404	19-7506
FLTRSE3 Cvo Road Glide	2009	KN-171	19-7404	19-7506
FLTRSEI2 Screamin Eagle Road Glide	2001	KN-171	19-7404	19-7506
FLTRU Road Glide Ultra	11-12	KN-171	19-7404	19-7506
FLTRUSE Cvo Road Glide Ultra	2011	KN-171	19-7404	19-7506
FLTRX Road Glide Custom	08-12	KN-171	19-7404	19-7506
FLTRXSE Cvo Road Glide Custom	2012	KN-171	19-7404	19-7506
FXB Sturgis	80/82	KN-173	—	19-7420
FXCW Rocker	08-09	KN-171	19-7404	19-7506
FXCWC Rocker C	09-11	KN-171	19-7404	19-7506
FXD Dyna Super Glide	99-09	KN-171	19-7404	19-7506
FXD Dyna Super Glide	96-98	KN-173	—	19-7420
FXDB Dyna Glide 1340	91-92	KN-173	—	19-7420
FXDB Dyna Street Bob	06-12	KN-171	19-7404	19-7506
FXDBI Street Bob Fi	2006	KN-171	19-7404	19-7506
FXDC Dyna Glide Custom	1992	KN-173	—	19-7420
FXDC Dyna Super GlideCustom	05-12	KN-171	19-7404	19-7506
FXDCI Dyna Super Glide Custom Fi	05-06	KN-171	19-7404	19-7506
FXDF Fat Bob	08-12	KN-171	19-7404	19-7506
FXDFSE Cvo Fat Bob	2009	KN-171	19-7404	19-7506
FXDFSE2 Cvo Dyno Fat Bob	10-12	KN-171	19-7404	19-7506
FXDI Dyna Super Glide Fi	04-06	KN-171	19-7404	19-7506
FXDI Dyna Super Glide Fi	2010	KN-171	19-7404	19-7506
FXDI35 Super Glide Fi 35Th Anniv	2006	KN-171	19-7404	19-7506
FXDL Dyna Low Rider	99-09	KN-171	19-7404	19-7506
FXDL Dyna Low Rider	93-98	KN-173	—	19-7420
FXDLI Dyna Low Rider Fi	04-06	KN-171	19-7404	19-7506
FXDS Dyna Convertible	99-00	KN-171	19-7404	19-7506
FXDS Dyna Convertible	96-98	KN-173	—	19-7420
FXDSE Screamin Eagle Dyna	2007	KN-171	19-7404	19-7506
FXDSE2 Screamin Eagle Dyna	2008	KN-171	19-7404	19-7506
FXDWG Dyna Wide Glide	99-12	KN-171	19-7404	19-7506
FXDWG Dyna Wide Glide	93-98	KN-173	—	19-7420
FXDWG2/FXDWG3	00-01	KN-171	19-7404	19-7506
FXDWGI Dyna Wide Glide Fi	04-06	KN-171	19-7404	19-7506
FXDX Dyna Super Glide Sport	99-04	KN-171	19-7404	19-7506
FXDXI DynaSuperGlide Sport Fi	04-05	KN-171	19-7404	19-7506
FXDXT DynaSuperGlideT-Sport	01-03	KN-171	19-7404	19-7506
FXE Super Glide	82-84	KN-172	—	19-7427
FXEF Super Glide Fat Bob	84-85	KN-172	—	19-7427
FXLR Low Rider Custom	87-94	KN-170	19-7459	19-7409
FXR Super Glide li	82-94	KN-170	19-7459	19-7409
FXRD Grand Touring	1986	KN-170	19-7459	19-7409

HARLEY DAVIDSON® APPLICATION	YEAR	K&N		
		P/N	BLACK	CHROME
FXRS Low Rider	87-94	KN-170	19-7459	19-7409
FXRS Low Rider Conv	90-94	KN-170	19-7459	19-7409
FXRS-SP Low Rider Sport	89-93	KN-171	19-7404	19-7506
FXRT Sport Glide	83-89	KN-170	19-7459	19-7409
FXS Blacklin	2012	KN-171	19-7404	19-7506
FXST Softail	87-90	KN-170	19-7459	19-7409
FXST Softail	84-85	KN-170	19-7459	19-7409
FXST Softail Standard	00-07	KN-171	19-7404	19-7506
FXSTB Night Train	00-09	KN-171	19-7404	19-7506
FXSTB Night Train	1999	KN-170	19-7459	19-7409
FXSTBI Night Train Fi	01-06	KN-171	19-7404	19-7506
FXSTC Softail Custom	87-99	KN-170	19-7459	19-7409
FXSTC Softail Custom	07-10	KN-171	19-7404	19-7506
FXSTC Softail Custom	2000	KN-171	19-7404	19-7506
FXSTD Softail Duece	00-07	KN-171	19-7404	19-7506
FXSTDI Softail Duece Fi	01-06	KN-171	19-7404	19-7506
FXSTDSE Screamin Eagle Softail Duece	03-04	KN-171	19-7404	19-7506
FXSTI Softail Standard Fi	01-06	KN-171	19-7404	19-7506
FXSTS Springer Softail	87-99	KN-170	19-7459	19-7409
FXSTS Springer Softail	00-06	KN-171	19-7404	19-7506
FXSTSB Bad Boy	1996	KN-170	19-7459	19-7409
FXSTSI Springer Softail Fi	02-06	KN-171	19-7404	19-7506
FXSTSSE Scream Eagle Softail Springer	2007	KN-171	19-7404	19-7506
FXSTSSE2 Screamin Eagle Softail Spr	2008	KN-171	19-7404	19-7506
FXSTSSE3 Cvo Softail Springer	2009	KN-171	19-7404	19-7506
FXWG Wide Glide	82-86	KN-172	—	19-7427
M2 Cyclone	97-02	KN-171	19-7404	19-7506
S1 Lightning	94-99	KN-171	19-7404	19-7506
S1 White Lightning	98-02	KN-171	19-7404	19-7506
S2/S2T Thunderbolt	94-99	KN-171	19-7404	19-7506
S3/S3T Thunderbolt	94-99	KN-171	19-7404	19-7506
VRSCA	02-06	KN-174	—	19-7470
VRSCAW Vrod	07-09	KN-174	—	19-7470
VRSCB	04-05	KN-174	—	19-7470
VRSCD Night Rod	06-08	KN-174	—	19-7470
VRSCDX Night Rod Special	07-10	KN-174	—	19-7470
VRSCF Vrod Muscle	09-10	KN-174	—	19-7470
VRSCR Street Rod	06-07	KN-174	—	19-7470
VRSCSE Screamin Eagle V-Rod	2005	KN-174	—	19-7470
VRSCSE2 Screamin Eagle V-Rod	2006	KN-174	—	19-7470
VRSCX Vrod	2007	KN-174	—	19-7470
X1 Lightning	99-02	KN-171	19-7404	19-7506
XL 1000 Sportster	84-85	KN-170	19-7459	19-7409
XL 1200C Sportster Custom	96-12	KN-170	19-7459	19-7409
XL 1200L Sportster Low	01-11	KN-170	19-7459	19-7409
XL 1200N Sportster Nightster	07-12	KN-170	19-7459	19-7409
XL 1200R Sportster Roadster	04-08	KN-170	19-7459	19-7409
XL 1200S Sportster Sport	96-03	KN-170	19-7459	19-7409
XL 1200X Forty-Eight	10-12	KN-170	19-7459	19-7409
XL 50 Sportster 50Th Anniv	2007	KN-170	19-7459	19-7409
XL 53C Sportster Custom	99-03	KN-170	19-7459	19-7409
XL 883 Sportster	04-08	KN-170	19-7459	19-7409
XL 883 Sportster Roadster	2012	KN-170	19-7459	19-7409
XL 883C Sportster Custom	03-10	KN-170	19-7459	19-7409
XL 883L Sportster Low	04-10	KN-170	19-7459	19-7409
XL 883L Sportster Superlow	11-12	KN-170	19-7459	19-7409
XL 883N Iron	09-12	KN-170	19-7459	19-7409
XL 883R Sportster	02-07	KN-170	19-7459	19-7409
XLH 1000 Sportster	86-88	KN-170	19-7459	19-7409
XLH 1100 Sportster	86-88	KN-170	19-7459	19-7409
XLH 1100/1200 Sportster	80-84	KN-172	—	19-7427
XLH 1200 Sportster	88-02	KN-170	19-7459	19-7409
XLH 883	80-84	KN-172	—	19-7427
XLH 883 Sportster	86-06	KN-170	19-7459	19-7409
XLH 883 Sportster Custom	99-06	KN-170	19-7459	19-7409
XLH 883 Sportster Deluxe	86-95	KN-170	19-7459	19-7409

HARLEY DAVIDSON® APPLICATION	YEAR	K&N		
		P/N	BLACK	CHROME
XLH 883 Sportster Hugger	87-03	KN-170	19-7459	19-7409
XLH 883L Sportster Low	05-06	KN-170	19-7459	19-7409
XLS 1000 Roadster	84-85	KN-170	19-7459	19-7409
XLS 1000 Roadster	80-84	KN-172	—	19-7427
XLX 61 Sportster	84-85	KN-170	19-7459	19-7409
XR 1200	08-09	KN-170	19-7459	19-7409
XR 1200X Sportster	10-12	KN-170	19-7459	19-7409

HONDA® STREET APPLICATION	YEAR	K&N		
		P/N	BLACK	CHROME
CBR250	2011	KN-112	19-7408	—
CBX250	83-00	KN-112	19-7408	—
NSS250	08-10	KN-204	19-7515	19-7315
NX250	88-90	KN-112	19-7408	—
VTR250 Interceptor	88-90	KN-111	19-7516	—
SH300 SH300 Sporty	07-10	KN-204	19-7515	19-7315
CB350F (4 cylinder)	72-74	KN-401	19-7405	—
CB400A Automatic	1978	KN-111	19-7416	—
CB400F Super Sport	75-77	KN-401	19-7405	—
CB400F CB-1	89-90	KN-303	19-7507	19-7411
CB400T1/TII Hawk	78-79	KN-111	19-7416	—
CB400T Hawk	80-81	KN-111	19-7416	—
CM400A/C/E /T	79-81	KN-111	19-7416	—
FJS400 Silver Wing	06-09	KN-204	19-7515	19-7315
FJS400	09-11	KN-204	19-7515	19-7315
CB450SC Nighthawk	82-86	KN-111	19-7416	—
CB450T Hawk	1982	KN-111	19-7416	—
CM450A/C/E	82-83	KN-111	19-7416	—
CB500/K	71-73	KN-401	19-7405	—
CB500	99-02	KN-303	19-7507	19-7411
CBF500 /ABS	04-08	KN-303	19-7507	19-7411
CX500	78-79	KN-111	19-7416	—
CX500C Custom	79-82	KN-111	19-7416	—
CX500D Deluxe	79-81	KN-111	19-7416	—
CX500TC Turbo	1982	KN-111	19-7416	—
GB500	89-90	KN-112	19-7408	—
GL500 Silverwing/I	81-82	KN-111	19-7416	—
CB550F Super Sport	75-78	KN-401	19-7405	—
CB550K	74-78	KN-401	19-7405	—
CB550SC Nighthawk	1983	KN-401	19-7405	—
CB600/S Hornet	98-03	KN-303	19-7507	19-7411
CB600 Hornet	04-11	KN-204	19-7515	19-7315
CB600F	04-07	KN-204	19-7515	19-7315
CB600F Hornet	03-11	KN-204	19-7515	19-7315
CB600S Hornet	2003	KN-204	19-7515	19-7315
CBF600 S/SA	04-11	KN-204	19-7515	19-7315
CBR600F~F4 Hurricane	87-00	KN-303	19-7507	19-7411
CBR600SE	1998	KN-303	19-7507	19-7411
CBR600SJR	1996	KN-303	19-7507	19-7411
CBR600F	01-07	KN-204	19-7515	19-7315
CBR600F4 Hurricane	99-00	KN-303	19-7507	19-7411
CBR600F4i Hurricane	01-06	KN-204	19-7515	19-7315
CBR600RA	09-10	KN-204	19-7515	19-7315
CBR600RR	03-11	KN-204	19-7515	19-7315
CBR600 Sport	01-02	KN-204	19-7515	19-7315
FJS600 Silver Wing	01-11	KN-204	19-7515	19-7315
FSC600 Silver Wing	01-09	KN-204	19-7515	19-7315
NT600 Hawk GT	88-92	KN-303	19-7507	19-7411
VT600C/CD Shadow- (all)	88-07	KN-303	19-7507	19-7411
CB650 (all)	(all)	KN-401	19-7405	—
CX650C Custom	1983	KN-111	19-7416	—
CX650T Turbo	1983	KN-111	19-7416	—
GL650/I Silverwing	1983	KN-111	19-7416	—
NT650 Hawk GT /Bross	88-92	KN-303	19-7507	19-7411
NT650V Deauville	98-05	KN-303	19-7507	19-7411
NTV650	88-97	KN-303	19-7507	19-7411
NX650	88-90	KN-112	19-7408	—
NSA700 DN-01	08-09	KN-204	19-7515	19-7315
NT700V Deauville	06-11	KN-204	19-7515	19-7315

EQUIPMENT & TOOLS

HARD PARTS

CARB & FUEL

IGNITION/ELECTRICAL

CONTROL

SUSPENSION

ACCESSORIES

MARINE

EQUIPMENT & TOOLS

HONDA® STREET APPLICATION	YEAR	K&N		
		P/N	BLACK	CHROME
NT700VA/VAA	10-11	KN-204	19-7515	19-7315
CB750 Nighthawk 750	91-03	KN-303	19-7507	19-7411
CB750A Automatic	76-78	KN-401	19-7405	—
CB750C Custom	80-82	KN-401	19-7405	—
CB750F Super Sport	75-82	KN-401	19-7405	—
CB750K	69-82	KN-401	19-7405	—
CB750L LTD	1979	KN-401	19-7405	—
CB750SC Nighthawk	82-83	KN-401	19-7405	—
VF750C Magna	94-00	KN-303	19-7507	19-7411
VF750CD Magna Deluxe	95-00	KN-303	19-7507	19-7411
VFR750F	90-97	KN-303	19-7507	19-7411
VFR750R (RC30)	1990	KN-303	19-7507	19-7411
VT750C/C2 Shadow	08, 10-12	KN-204	19-7515	19-7315
VT750C2ShadowPhantom	10-11	KN-204	19-7515	19-7315
VT750RS Shadow	10-11	KN-204	19-7515	19-7315
VT750 Shadow Ace, Spirit	98-07	KN-303	19-7507	19-7411
VT750/C Shadow Aero	04-09	KN-204	19-7515	19-7315
VT750C2 Shadow Spirit	04-09	KN-204	19-7515	19-7315
PC800 Pacific Coast	89-98	KN-303	19-7507	19-7411
VFR800FI Interceptor	98-01	KN-303	19-7507	19-7411
VFR800F Interceptor ABS	02-09	KN-204	19-7515	19-7315
VFR800 Crossrunner	2011	KN-204	19-7515	19-7315
CB900C Custom	80-82	KN-401	19-7405	—
CB900F Super Sport	81-82	KN-401	19-7405	—
CB900F (919)	02-07	KN-204	19-7515	19-7315
CBR900RR	93-99	KN-303	19-7507	19-7411
CBR900RR Fireblade	2003	KN-204	19-7515	19-7315
CBR929RR	00-01	KN-204	19-7515	19-7315
CBR954RR	02-03	KN-204	19-7515	19-7315
CB1000 Big One	93-97	KN-303	19-7507	19-7411
CB1000C Custom	1983	KN-401	19-7405	—
CB1000R	08-11	KN-204	19-7515	19-7315
CBF1000/F (all)	06-11	KN-204	19-7515	19-7315
CBF1000F Travel	07-10	KN-204	19-7515	19-7315
CBR1000F Hurricane	87-96	KN-303	19-7507	19-7411
CBR1000RR (all)	04-11	KN-204	19-7515	19-7315
CBX (1047cc six cylinder)	79-82	KN-204	19-7515	19-7315
GL1000 Goldwing	75-79	KN-401	19-7405	—
GL1000L Goldwing LTD	1976	KN-401	19-7405	—
RC51	00-06	KN-204	19-7515	19-7315
VTR1000F Firestorm	97-03	KN-303	19-7507	19-7411
VTR1000F Firestorm	04-05	KN-204	19-7515	19-7315
VTR1000 SP	01-06	KN-204	19-7515	19-7315
VTR1000F Super Hawk	97-05	KN-204	19-7515	19-7315
CB1100F Super Sport	1983	KN-401	19-7405	—
CBR1100XX Blackbird	96-06	KN-303	19-7507	19-7411
GL1100 Goldwing	80-83	KN-401	19-7405	—
GL1100A Aspencade	82-83	KN-401	19-7405	—
GL1100I Interstate	80-83	KN-401	19-7405	—
ST1100	91-02	KN-303	19-7507	19-7411
ST1100A (ABS)	92-02	KN-303	19-7507	19-7411
VT1100C Shadow Series	89-07	KN-303	19-7507	19-7411
GL1200 Goldwing (all)	84-87	KN-401	19-7405	—
VFR1200	10-11	KN-204	19-7515	19-7315
CB1300 (all)	03-10	KN-204	19-7515	19-7315
ST1300	02-11	KN-204	19-7515	19-7315
VT1300CR/CS/CT/CX (all)	10-11	KN-204	19-7515	19-7315
VTX1300	03-09	KN-204	19-7515	19-7315
GL1500 Goldwing (all)	88-01	KN-303	19-7507	19-7411
GL1500C Valkyrie (all)	97-03	KN-303	19-7507	19-7411
GL1800 Goldwing	01-12	KN-204	19-7515	19-7315
NRX1800 Valkyrie Rune	04-05	KN-204	19-7515	19-7315
VTX1800C (all)	02-08	KN-204	19-7515	19-7315

HARD PARTS

CARB & FUEL

IGNITION/ELECTRICAL

CONTROL

SUSPENSION

ACCESSORIES

MARINE

HONDA® ATV APPLICATION	YEAR	K&N		
		P/N	BLACK	CHROME
ATC250ES Big Red	85-87	KN-112	19-7408	—
ATC250SX	85-87	KN-112	19-7408	—
TRX250 Four Trax 250	85-87	KN-112	19-7408	—
TRX250X Four Trax 250	87-88	KN-112	19-7408	—
TRX250X Four Trax 250	91-92	KN-112	19-7408	—
TRX300 Four Trax 300	88-00	KN-112	19-7408	—
TRX300 Four Trax 300	88-91	KN-112	19-7408	—
TRX300 Four Trax 300	92-97	KN-112	19-7408	—
TRX300 Four Trax 300	98-00	KN-113	19-7511	—
TRX300EX Four Trax	93-97	KN-112	19-7408	—
TRX300EX Four Trax	98-00	KN-113	19-7511	—
TRX300EX Sportrax	01-08	KN-113	19-7511	—
TRX300FW Four Trax 4x4	1988	KN-112	19-7408	—
TRX300FW Four Trax 4x4	90-97	KN-112	19-7408	—
TRX300FW Four Trax 4x4	98-01	KN-113	19-7511	—
ATC350X	85-86	KN-112	19-7408	—
TRX350 Fourtrax 4x4	86-87	KN-112	19-7408	—
TRX350D Foreman 4x4	87-89	KN-112	19-7408	—
TRX350 Rancher (all)	00-06	KN-113	19-7511	—
TRX400 Rancher AT	04-06	KN-111	19-7416	—
TRX400FM Foreman	01-03	KN-113	19-7511	—
TRX400FW Foreman 4x4	95-97	KN-112	19-7408	—
TRX400FW Foreman 4x4	98-01	KN-113	19-7511	—
TRX400FW Foreman 4x4	2003	KN-113	19-7511	—
TRX400EX Fourtrax	99-00	KN-113	19-7511	—
TRX400EX Sportrax	01-04	KN-113	19-7511	—
TRX400X	2009	KN-113	19-7511	—
TRX420 M/T	07-12	KN-113	19-7511	—
TRX450FE Foreman ES	03-04	KN-113	19-7511	—
TRX450FM Foreman ES	02-04	KN-113	19-7511	—
TRX450S Foreman S	98-02	KN-113	19-7511	—
TRX450ES Foreman ES	98-01	KN-113	19-7511	—
TRX500 Foreman (all)	05-06	KN-111	19-7416	—
TRX500FE Foreman ES	05-12	KN-113	19-7511	—
TRX500FM Foreman	05-12	KN-113	19-7511	—
TRX500FPE Foreman ES	07-12	KN-113	19-7511	—
TRX500FPM Foreman	08-12	KN-113	19-7511	—
TRX500FA Rubicon	00-12	KN-111	19-7416	—
TRX500TM Foreman	05-06	KN-113	19-7511	—
TRX650 Rincon (all)	04-05	KN-111	19-7416	—
TRX680 Rincon (all)	06-112	KN-111	19-7416	—
TRX700XX	08-09	KN-112	19-7408	—

HONDA® DUALSPORT/OFFROAD APPLICATION	YEAR	K&N		
		P/N	BLACK	CHROME
XR200R	84-85	KN-112	19-7408	—
NX250	88-90	KN-112	19-7408	—
CRF250R, X	04-12	KN-116	19-7474	—
XL250R	84-87	KN-112	19-7408	—
XR250L	91-96	KN-112	19-7408	—
XR250R	84-04	KN-112	19-7408	—
XL350R	84-85	KN-112	19-7408	—
XR350R	83-85	KN-112	19-7408	—
XR400R	96-04	KN-112	19-7408	—
XR500R	83-84	KN-112	19-7408	—
XL600R	83-87	KN-112	19-7408	—
XL600V Transalp	91-00	KN-303	19-7507	19-7411
XL600V Transalp	89-90	KN-112	19-7408	—
XR600R	85-02	KN-112	19-7408	—
NX650R	88-02	KN-112	19-7408	—
SLR650	97-00	KN-112	19-7408	—
XL650V Transalp	00-06	KN-303	19-7507	19-7411
XL650V Transalp	2007	KN-204	19-7515	19-7315
XR650L	93-12	KN-112	19-7408	—
XR650R	00-07	KN-112	19-7408	—
XL700V Transalp	08-11	KN-204	19-7515	19-7315
XL1000 Varadero	03-11	KN-204	19-7515	19-7315

HONDA® PERSONAL WATERCRAFT		K&N		
APPLICATION	YEAR	P/N	BLACK	CHROME
ARX1200 Aquatrax	02-07	<b>KN-204</b>	<b>19-7515</b>	<b>19-7315</b>
ARX1500 Aquatrax	08-09	<b>KN-204</b>	<b>19-7515</b>	<b>19-7315</b>
HUSABERG® OFFROAD		K&N		
APPLICATION	YEAR	P/N	BLACK	CHROME
All 4-Stroke	95-04	<b>KN-155</b>	<b>19-7401</b>	---
KAWASAKI® STREET		K&N		
APPLICATION	YEAR	P/N	BLACK	CHROME
AN110	00-02	<b>KN-112</b>	<b>19-7408</b>	---
AN112	03-11	<b>KN-112</b>	<b>19-7408</b>	---
AX125	2010	<b>KN-112</b>	<b>19-7408</b>	---
BN125A	97-09	<b>KN-112</b>	<b>19-7408</b>	---
KZ200A1/A2	78-79	<b>KN-123</b>	<b>19-7415</b>	---
EL250 I	96-02	<b>KN-401</b>	<b>19-7405</b>	---
EL250B2/B3 Eliminator (all)	88-03	<b>KN-401</b>	<b>19-7405</b>	---
EX250R Ninja 250R	86-12	<b>KN-401</b>	<b>19-7405</b>	---
KZ250D1/D2 LTD&CSR	80-81	<b>KN-123</b>	<b>19-7415</b>	---
KZ250L1 CSR	1982	<b>KN-123</b>	<b>19-7415</b>	---
KZ250W1 LTD	1983	<b>KN-123</b>	<b>19-7415</b>	---
ZR250 Eliminator	97-06	<b>KN-204</b>	<b>19-7515</b>	<b>19-7315</b>
ZZR250	90-02	<b>KN-401</b>	<b>19-7405</b>	---
KZ400A1/A2 Deluxe	77-78	<b>KN-401</b>	<b>19-7405</b>	---
KZ400B1/B2	78-79	<b>KN-401</b>	<b>19-7405</b>	---
KZ400C1	1978	<b>KN-401</b>	<b>19-7405</b>	---
KZ400D/D3/D4	74-77	<b>KN-401</b>	<b>19-7405</b>	---
KZ400H1 LTD	1979	<b>KN-401</b>	<b>19-7405</b>	---
KZ400S1~S3 Special	75-77	<b>KN-401</b>	<b>19-7405</b>	---
ZR400 Zephyr/ZephyerX	89-08	<b>KN-401</b>	<b>19-7405</b>	---
KZ440A1~A4 LTD	80-83	<b>KN-401</b>	<b>19-7405</b>	---
KZ440B1/B2	80-81	<b>KN-401</b>	<b>19-7405</b>	---
KZ440D1~D5 LTD Belt	80-83	<b>KN-401</b>	<b>19-7405</b>	---
KZ440G1 Belt	1982	<b>KN-401</b>	<b>19-7405</b>	---
EN500 Vulcan 500	90-96	<b>KN-303</b>	<b>19-7507</b>	<b>19-7411</b>
EN500 Vulcan Ltd	03-06	<b>KN-204</b>	<b>19-7515</b>	<b>19-7315</b>
EN500 Vulcan Ltd	07-09	<b>KN-303</b>	<b>19-7507</b>	<b>19-7411</b>
EX500D Ninja 500R	94-02	<b>KN-303</b>	<b>19-7507</b>	<b>19-7411</b>
EX500D Ninja 500R	03-05	<b>KN-204</b>	<b>19-7515</b>	<b>19-7315</b>
EX500D Ninja 500R	07-09	<b>KN-303</b>	<b>19-7507</b>	<b>19-7411</b>
KZ550A1/A2/A3/A4	80-83	<b>KN-401</b>	<b>19-7405</b>	---
KZ550C1~C4 LTD	80-83	<b>KN-401</b>	<b>19-7405</b>	---
KZ550D1 GPz	1981	<b>KN-401</b>	<b>19-7405</b>	---
KZ550F1 Spectre	1983	<b>KN-401</b>	<b>19-7405</b>	---
KZ550F2 LTD	1984	<b>KN-401</b>	<b>19-7405</b>	---
KZ550H1/H2 GPz	82-83	<b>KN-401</b>	<b>19-7405</b>	---
KZ550M1 LTD	1983	<b>KN-401</b>	<b>19-7405</b>	---
ZR550 Zephyr	90-00	<b>KN-401</b>	<b>19-7405</b>	---
ZX550A1/A2/A3 GPz	82-92	<b>KN-401</b>	<b>19-7405</b>	---
ZL600A1/A2 Eliminator	86-87	<b>KN-401</b>	<b>19-7405</b>	---
ZL600B2/B3 Eliminator	96-97	<b>KN-401</b>	<b>19-7405</b>	---
ZX600A1~A3 Ninja 600R	85-87	<b>KN-401</b>	<b>19-7405</b>	---
ZX600B1 Ninja 600RX	1987	<b>KN-401</b>	<b>19-7405</b>	---
ZX600C1~C10 Ninja 600R	88-00	<b>KN-401</b>	<b>19-7405</b>	---
ZX600 Ninja ZX-6	90-01	<b>KN-303</b>	<b>19-7507</b>	<b>19-7411</b>
ZX600E10 Ninja ZX-6	2002	<b>KN-204</b>	<b>19-7515</b>	<b>19-7315</b>
ZX600E11/E12 ZZR600	03-06	<b>KN-204</b>	<b>19-7515</b>	<b>19-7315</b>
ZX600 ZZR600	07-08	<b>KN-303</b>	<b>19-7507</b>	<b>19-7411</b>
ZX600 Ninja ZX-6R	95-99	<b>KN-303</b>	<b>19-7507</b>	<b>19-7411</b>
ZX600J1~J3 Ninja ZX-6R	00-02	<b>KN-204</b>	<b>19-7515</b>	<b>19-7315</b>
ZX600 Ninja ZX-6R	07-12	<b>KN-303</b>	<b>19-7507</b>	<b>19-7411</b>
ZX600 Ninja ZX-6RR	03-06	<b>KN-204</b>	<b>19-7515</b>	<b>19-7315</b>
ZX636B1/B2 Ninja ZX-6R	02-05	<b>KN-204</b>	<b>19-7515</b>	<b>19-7315</b>
EJ650 W650	99-05	<b>KN-204</b>	<b>19-7515</b>	<b>19-7315</b>
EJ650 W650	06-08	<b>KN-204</b>	<b>19-7515</b>	<b>19-7315</b>
ER650 ER-6N	2006	<b>KN-204</b>	<b>19-7515</b>	<b>19-7315</b>
ER650 ER-6N	07-11	<b>KN-303</b>	<b>19-7507</b>	<b>19-7411</b>
EX650R Ninja	2006	<b>KN-204</b>	<b>19-7515</b>	<b>19-7315</b>
EX650R Ninja	07-12	<b>KN-303</b>	<b>19-7507</b>	<b>19-7411</b>
KZ650B1/B2/B2A/B3	77-79	<b>KN-401</b>	<b>19-7405</b>	---

KAWASAKI® STREET		K&N		
APPLICATION	YEAR	P/N	BLACK	CHROME
KZ650C1/C2/C3 Custom	77-79	<b>KN-401</b>	<b>19-7405</b>	---
KZ650D1/D1A/D2 SR	77-78	<b>KN-401</b>	<b>19-7405</b>	---
KZ650E/F	1980	<b>KN-401</b>	<b>19-7405</b>	---
KZ650H1/H2/H3 CSR	81-83	<b>KN-401</b>	<b>19-7405</b>	---
KZ700A1	1984	<b>KN-401</b>	<b>19-7405</b>	---
ZN700A1 LTD	84-85	<b>KN-401</b>	<b>19-7405</b>	---
KZ750B1~B4 (2-cyl.)	76-79	<b>KN-126</b>	<b>19-7461</b>	---
KZ750E1/E2/E3	80-82	<b>KN-401</b>	<b>19-7405</b>	---
KZ750F1 LTD	1983	<b>KN-401</b>	<b>19-7405</b>	---
KZ750G1 LTD (2-cyl.)	1980	<b>KN-126</b>	<b>19-7461</b>	---
KZ750H1~H4 LTD	80-83	<b>KN-401</b>	<b>19-7405</b>	---
KZ750K1/K2 LTD (2-cyl.)	83-84	<b>KN-126</b>	<b>19-7461</b>	---
KZ750L3	1983	<b>KN-401</b>	<b>19-7405</b>	---
KZ750M1 CSR (2-cyl.)	1982	<b>KN-126</b>	<b>19-7461</b>	---
KZ750N1/N2 Spectre	82-83	<b>KN-401</b>	<b>19-7405</b>	---
KZ750R1 GPz	1982	<b>KN-401</b>	<b>19-7405</b>	---
VN750 Vulcan	99-03	<b>KN-303</b>	<b>19-7507</b>	<b>19-7411</b>
VN750 Vulcan	04-06	<b>KN-204</b>	<b>19-7515</b>	<b>19-7315</b>
ZR750 Zephyr	91-06	<b>KN-401</b>	<b>19-7405</b>	---
ZR750 ZR-7/7S	00-05	<b>KN-401</b>	<b>19-7405</b>	---
Z750 /750S	04-06	<b>KN-204</b>	<b>19-7515</b>	<b>19-7315</b>
Z750 /750S	07-11	<b>KN-303</b>	<b>19-7507</b>	<b>19-7411</b>
ZX750A1/A2/A3 GPz	83-85	<b>KN-401</b>	<b>19-7405</b>	---
ZX750E1/E2 GPz Turbo	84-85	<b>KN-401</b>	<b>19-7405</b>	---
ZX750F1~F4 Ninja 750R	87-90	<b>KN-401</b>	<b>19-7405</b>	---
ZX750H1 Ninja ZX-7	1989	<b>KN-303</b>	<b>19-7507</b>	<b>19-7411</b>
ZX750H2 Ninja ZX-7	1990	<b>KN-401</b>	<b>19-7405</b>	---
ZX750 Ninja ZX-7/ZX-7R	91-92	<b>KN-303</b>	<b>19-7507</b>	<b>19-7411</b>
ZX750L1~L3 Ninja ZX-7	93-95	<b>KN-303</b>	<b>19-7507</b>	<b>19-7411</b>
ZX750M Ninja ZX-7R	93-94	<b>KN-303</b>	<b>19-7507</b>	<b>19-7411</b>
ZX750N Ninja ZX-7RR	96-97	<b>KN-303</b>	<b>19-7507</b>	<b>19-7411</b>
ZX750P1~P8 Ninja ZX-7R	96-03	<b>KN-303</b>	<b>19-7507</b>	<b>19-7411</b>
VN800 Vulcan 800	95-02	<b>KN-303</b>	<b>19-7507</b>	<b>19-7411</b>
VN800 Vulcan 800	03-06	<b>KN-204</b>	<b>19-7515</b>	<b>19-7315</b>
Z1/A/B-900	73-75	<b>KN-126</b>	<b>19-7461</b>	---
KZ900A4/A5	76-77	<b>KN-126</b>	<b>19-7461</b>	---
KZ900B1 LTD	1976	<b>KN-126</b>	<b>19-7461</b>	---
VN900 Vulcan (all)	06-12	<b>KN-303</b>	<b>19-7507</b>	<b>19-7411</b>
ZL900A1/A2 Eliminator	85-86	<b>KN-401</b>	<b>19-7405</b>	---
ZX900A1~A3 Ninja 900R	84-86	<b>KN-401</b>	<b>19-7405</b>	---
ZX900 Ninja ZX-9R	94-01	<b>KN-303</b>	<b>19-7507</b>	<b>19-7411</b>
ZX900F1/F2 Ninja ZX-9R	02-03	<b>KN-204</b>	<b>19-7515</b>	<b>19-7315</b>
KZ1000A1/A2	77-78	<b>KN-126</b>	<b>19-7461</b>	---
KZ1000A3~A4 MKII	79-80	<b>KN-126</b>	<b>19-7461</b>	---
KZ1000B1~B4 LTD	77-80	<b>KN-126</b>	<b>19-7461</b>	---
KZ1000C1~C4 Police	78-81	<b>KN-126</b>	<b>19-7461</b>	---
KZ1000D1 Z1R	1978	<b>KN-126</b>	<b>19-7461</b>	---
KZ1000D3 Z1R	1980	<b>KN-126</b>	<b>19-7461</b>	---
KZ1000E1/E2 Shaft ST	79-80	<b>KN-126</b>	<b>19-7461</b>	---
KZ1000G1 LTD Classic	1980	<b>KN-126</b>	<b>19-7461</b>	---
KZ1000J1/J2/J3	81-83	<b>KN-401</b>	<b>19-7405</b>	---
KZ1000K1/K2 LTD	81-82	<b>KN-401</b>	<b>19-7405</b>	---
KZ1000M1/M2 CSR	81-82	<b>KN-401</b>	<b>19-7405</b>	---
KZ1000P Police	82-05	<b>KN-401</b>	<b>19-7405</b>	---
KZ1000R1/R2 Replica	82-83	<b>KN-401</b>	<b>19-7405</b>	---
ZG1000 Concours	86-06	<b>KN-401</b>	<b>19-7405</b>	---
Z1000 Naked	03-06	<b>KN-204</b>	<b>19-7515</b>	<b>19-7315</b>
ZL1000A1 Eliminator	1987	<b>KN-401</b>	<b>19-7405</b>	---
ZR1000 Z1000/ABS	07-12	<b>KN-303</b>	<b>19-7507</b>	<b>19-7411</b>
ZX1000A Ninja 1000R	86-87	<b>KN-401</b>	<b>19-7405</b>	---
ZX1000B Ninja ZX-10	88-90	<b>KN-401</b>	<b>19-7405</b>	---
ZX1000 ZX-10R Ninja	04-06	<b>KN-204</b>	<b>19-7515</b>	<b>19-7315</b>
ZX1000 ZX-10R Ninja	07-12	<b>KN-303</b>	<b>19-7507</b>	<b>19-7411</b>
KZ1100A1/A2/A3 Shaft	81-83	<b>KN-401</b>	<b>19-7405</b>	---
KZ1100B1/B2 GPz	81-82	<b>KN-401</b>	<b>19-7405</b>	---
KZ1100D1/D2 Spectre	82-83	<b>KN-401</b>	<b>19-7405</b>	---
KZ1100L1 LTD	1983	<b>KN-401</b>	<b>19-7405</b>	---
ZN1100B1/B2 LTD	84-85	<b>KN-401</b>	<b>19-7405</b>	---

EQUIPMENT & TOOLS

KAWASAKI® STREET APPLICATION	YEAR	K&N P/N	BLACK	CHROME
ZR1100 Zephyr	91-06	KN-401	19-7405	—
ZR1100C3 ZRX1100	96-00	KN-401	19-7405	—
ZX1100A1/A2 GPz	83-84	KN-401	19-7405	—
ZX1100C/D Ninja ZX-11	90-01	KN-401	19-7405	—
ZX1100E1/E2/E3 GPz	95-97	KN-401	19-7405	—
ZX1100F1 GPz (ABS)	1996	KN-401	19-7405	—

KAWASAKI® DUALSPORT/OFFROAD APPLICATION	YEAR	K&N P/N	BLACK	CHROME
KLX250S/SF	06-12	KN-112	19-7408	—
KX250N1/N2 KX250F	04-12	KN-207	19-7440	—
KLX300A2~A910	97-07	KN-112	19-7408	—
KLX450A KLX450R	08-12	KN-112	19-7408	—
KX450D/E/F KX450F	06-12	KN-112	19-7408	—
KL600A1/B1/B2 KLR600	84-86	KN-123	19-7415	—
KL650 KLR650 (all)	88-12	KN-123	19-7415	—
KL650B Tengai KLR650	90-91	KN-123	19-7415	—
KLE650 Versys	07-12	KN-303	19-7507	19-7411
KLX650AOffroad	93-95	KN-123	19-7415	—
KLX650C/D Dual Sport	93-96	KN-123	19-7415	—

HARD PARTS

ZR1200A ZRX1200	01-09	KN-401	19-7405	—
ZX1200ANinja ZX-12R	00-06	KN-204	19-7515	19-7315
ZX1200C ZZ-R1200	02-05	KN-401	19-7405	—
ZG1200A/B Voyager XII	86-03	KN-401	19-7405	—
KZ1300A1/A2/A3/A4	79-82	KN-126	19-7461	—
KZ1300B1 Touring	1980	KN-126	19-7461	—
ZN1300A1~A6 Voyager	83-87	KN-126	19-7461	—
ZG1400 Concours	08-12	KN-303	19-7507	19-7411
ZX1400 ZX-14R Ninja	06-11	KN-303	19-7507	19-7411
VN1500 88,SE/L/Classic	87-99	KN-303	19-7507	19-7411
VN1500 Vulcan Classic	99-06	KN-204	19-7515	19-7315
VN1500 Drifter	99-05	KN-204	19-7515	19-7315
VN1500 Nomad F.I.	2000	KN-303	19-7507	19-7411
VN1500 Nomad F.I.	01-02	KN-204	19-7515	19-7315
VN1500 Nomad (Carb)	1998	KN-303	19-7507	19-7411
VN1500 Nomad (Carb)	99-01	KN-204	19-7515	19-7315
VN1600 Vulcan (all)	03-06	KN-204	19-7515	19-7315
VN1600 Vulcan (all)	07-08	KN-303	19-7507	19-7411
VN1700 Vulcan (all)	09-12	KN-303	19-7507	19-7411
VN2000 Vulcan (all)	04-06	KN-204	19-7515	19-7315
VN2000 Vulcan (all)	07-10	KN-303	19-7507	19-7411

KAWASAKI® WATER CRAFT APPLICATION	YEAR	K&N P/N	BLACK	CHROME
JT1200 STX-12F	03-06	KN-204	19-7515	19-7315
JT1200 STX-12F	2007	KN-303	19-7507	19-7411
JT1500 STX-15F (all)	04-09	KN-204	19-7515	19-7315
JT1500 Ultra (all)	04-09	KN-204	19-7515	19-7315

CARB & FUEL

KAWASAKI® ATV/UTV APPLICATION	YEAR	K&N P/N	BLACK	CHROME
KLT200A	81-83	KN-123	19-7415	—
KLT200B1	1983	KN-123	19-7415	—
KLT200C1/C2	83-84	KN-123	19-7415	—
KLF220A Bayou 220	88-02	KN-123	19-7415	—
KLF250A Bayou 250	03-11	KN-123	19-7415	—
KLT250A1/A2	82-83	KN-123	19-7415	—
KLT250C1/C2/C3	83-85	KN-123	19-7415	—
KLT250P1 Police	1984	KN-123	19-7415	—
KSF250A1~A18 Mojave	87-04	KN-123	19-7415	—
KEF300ALakota 300	95-00	KN-123	19-7415	—
KEF300B Lakota Sport	01-02	KN-123	19-7415	—
KLF300 Bayou (all)	86-05	KN-123	19-7415	—
KVF300A Prairie 4x4	99-02	KN-204	19-7515	19-7315
KVF300B Prairie	99-02	KN-204	19-7515	19-7315
KVF360 Prairie (all)	03-12	KN-204	19-7515	19-7315
KLF400B Bayou 4x4	93-99	KN-303	19-7507	19-7411
KSF400A KFX400	03-05	KN-139	19-7407	—
KVF400A Prairie 4x4	97-98	KN-303	19-7507	19-7411
KVF400B1 Prairie 400	1998	KN-303	19-7507	19-7411
KVF400C/D Prairie 400 4x4	99-02	KN-303	19-7507	19-7411
KSF450 KFX450	08-11	KN-112	19-7408	—
KVF650, Brute Force (all)	05-12	KN-204	19-7515	19-7315
KVF650, Prairie	02-03	KN-204	19-7515	19-7315
KSV/KFX700	04-09	KN-204	19-7515	19-7315
KVF700, Prairie	04-06	KN-204	19-7515	19-7315
KVF750, Brute Force (all)	05-12	KN-204	19-7515	19-7315
KRF750 Teryx (all)	08-12	KN-204	19-7515	19-7315

KTM® DUALSPORT/OFFROAD APPLICATION	YEAR	K&N P/N	BLACK	CHROME
250 EXC (1st Filter)	02-06	KN-155	19-7401	—
250 EXC (2nd Filter)	02-06	KN-157	19-7402	—
400 EGS (1st Filter)	(ALL)	KN-155	19-7401	—
400 EGS (2nd Filter)	(ALL)	KN-156	19-7428	—
400 EXC (1st Filter)	99-07	KN-155	19-7401	—
400 EXC (2nd Filter)	99-07	KN-157	19-7402	—
400 EXE	(ALL)	KN-155	19-7401	—
400 MXC (1st Filter)	99-02	KN-155	19-7401	—
400 MXC (2nd Filter)	99-02	KN-157	19-7402	—
400 SX (1st Filter)	99-02	KN-155	19-7401	—
400 SX (2nd Filter)	99-02	KN-157	19-7402	—
400 XC-W (1st Filter)	2007	KN-155	19-7401	—
450 EXC (1st Filter)	03-07	KN-155	19-7401	—
450 EXC (2nd Filter)	03-07	KN-157	19-7402	—
450 SX (1st Filter)	03-06	KN-155	19-7401	—
450 SX (2nd Filter)	03-06	KN-157	19-7402	—
520 EXC (1st Filter)	99-02	KN-155	19-7401	—
520 EXC (2nd Filter)	99-02	KN-157	19-7402	—
520 MXC (1st Filter)	99-02	KN-155	19-7401	—
520 MXC (2nd Filter)	99-02	KN-157	19-7402	—
520 SX (1st Filter)	99-02	KN-155	19-7401	—
520 SX (2nd Filter)	99-02	KN-157	19-7402	—
525 EXC (1st Filter)	03-07	KN-155	19-7401	—
525 EXC (2nd Filter)	03-07	KN-157	19-7402	—
525 MXC (1st Filter)	03-07	KN-155	19-7401	—
525 MXC (2nd Filter)	03-07	KN-157	19-7402	—
525 SX (1st Filter)	03-07	KN-155	19-7401	—
525 SX (2nd Filter)	03-07	KN-157	19-7402	—
540 SXS (1st Filter)	(ALL)	KN-155	19-7401	—
540 SXS (2nd Filter)	(ALL)	KN-157	19-7402	—
620 Duke (1st Filter)	(ALL)	KN-155	19-7401	—
620 Duke (2nd Filter)	(ALL)	KN-156	19-7428	—
620 EGS (1st Filter)	(ALL)	KN-155	19-7401	—
620 EGS (2nd Filter)	(ALL)	KN-156	19-7428	—
620 EXE	(ALL)	KN-155	19-7401	—
620 LSK (1st Filter)	(ALL)	KN-155	19-7401	—
620 LSK (2nd Filter)	(ALL)	KN-156	19-7428	—
625 SXC (1st Filter)	02-05	KN-155	19-7401	—
625 SXC (2nd Filter)	02-05	KN-157	19-7402	—
640 Duke (1st Filter)	(ALL)	KN-155	19-7401	—
640 Duke (2nd Filter)	(ALL)	KN-156	19-7428	—
640 LC4 (1st Filter)	(ALL)	KN-155	19-7401	—
640 LC4 (2nd Filter)	(ALL)	KN-156	19-7428	—
950 Adventure	(ALL)	KN-158	19-7475	—

IGNITION/ELECTRICAL

CONTROL

SUSPENSION

ACCESSORIES

MARINE

MZ® APPLICATION	YEAR	K&N P/N	BLACK	CHROME
500 Red Star Classic	1997	KN-151	19-7438	—
500 Saxon Country	91-97	KN-151	19-7438	—

MZ® APPLICATION	YEAR	K&N		
		P/N	BLACK	CHROME
500 Saxon Fun	91-93	KN-151	19-7438	——
500 Saxon Tour	91-98	KN-151	19-7438	——
500 Silver Star	95-96	KN-151	19-7438	——
500 Silver Star Classic	91-98	KN-151	19-7438	——
660 Baghira	99-00	KN-145	19-7410	——
660 Mastiff	99-00	KN-145	19-7410	——
660 Skorpion	95-01	KN-145	19-7410	——
660 Skorpion Cup	1999	KN-145	19-7410	——

POLARIS® ATV APPLICATION	YEAR	K&N		
		P/N	BLACK	CHROME
Hawkeye 300	06-11	KN-303	19-7507	19-7411
Magnum 325	00-06	KN-303	19-7507	19-7411
Trail Boss 325	00-09	KN-303	19-7507	19-7411
Xpedition 325	00-01	KN-303	19-7507	19-7411
Hawkeye 329	2006	KN-303	19-7507	19-7411
Sportsman 329	08-10	KN-303	19-7507	19-7411
Magnum 330	03-05	KN-303	19-7507	19-7411
Trail Blazer 330	08-12	KN-303	19-7507	19-7411
Trail Boss 330	10-12	KN-303	19-7507	19-7411
Sportsman 335	99-01	KN-303	19-7507	19-7411
Sportsman 400	01-12	KN-303	19-7507	19-7411
Xplorer 400 L	96-01	KN-303	19-7507	19-7411
Ranger 400	10-12	KN-303	19-7507	19-7411
Magnum 425 2x4	96-98	KN-303	19-7507	19-7411
Magnum 425 4x4	95-98	KN-303	19-7507	19-7411
Magnum 425 6x6	96-97	KN-303	19-7507	19-7411
Xpedition 425 6x6	00-02	KN-303	19-7507	19-7411
Diesel 455/Diesel 455 4x4	99-01	KN-303	19-7507	19-7411
Big Boss 6x6	98-99	KN-303	19-7507	19-7411
Explorer 500 4x4	1997	KN-303	19-7507	19-7411
Magnum 500 4x4	99-03	KN-303	19-7507	19-7411
Outlaw 500	06-07	KN-112	19-7408	——
Ranger 500 2x4	04-08	KN-303	19-7507	19-7411
Ranger 500 4x4	03-09,12	KN-303	19-7507	19-7411
Ranger 500 6x6	99-00	KN-303	19-7507	19-7411
Ranger 500 6x6	04-05,12	KN-303	19-7507	19-7411
Predator 500	03-07	KN-112	19-7408	——
Scrambler 500 4x4	97-12	KN-303	19-7507	19-7411
Sportsman 500	97-09	KN-303	19-7507	19-7411
Sportsman 500 6x6	00-09	KN-303	19-7507	19-7411
Worker 500	99-01	KN-303	19-7507	19-7411
Sportsman 600 4x4	2003	KN-196	19-7422	——
Sportsman 700 4x4	02-03	KN-196	19-7422	——
Sportsman 700 Twin	2004	KN-196	19-7422	——
Sportsman 700 Twin F/I	2004	KN-196	19-7422	——

SUZUKI® STREET APPLICATION	YEAR	K&N		
		P/N	BLACK	CHROME
VL125 Intruder	00-06	KN-136	19-7426	——
GN250	82-00	KN-136	19-7426	——
GS250TT/TX	80-81	KN-133	19-7425	——
GZ250	07-10	KN-136	19-7426	——
GZ250Marauder	99-10	KN-136	19-7426	——
TU250X	98-00	KN-136	19-7426	——
TU250X	10-11	KN-136	19-7426	——
VL250 Intruder	00-04	KN-136	19-7426	——
GS300LZ/LD/LF	82-85	KN-133	19-7425	——
GS400B/XB/C/XC	77-78	KN-133	19-7425	——
GSF400M/N/P Bandit	91-93	KN-133	19-7425	——
GS425N/EN/LN	1979	KN-133	19-7425	——
GS450ET/EX/EZ/ED	80-83	KN-133	19-7425	——
GS450G	82-85	KN-133	19-7425	——
GS450L	80-88	KN-133	19-7425	——
GS450ST/SX	81-82	KN-133	19-7425	——
GS450T	81-83	KN-133	19-7425	——
GS500/E/F/H	88-10	KN-133	19-7425	——
GS550B	77-80	KN-133	19-7425	——
GS550ED/ESD	1983	KN-133	19-7425	——
GS550E	83-86	KN-133	19-7425	——

SUZUKI® STREET APPLICATION	YEAR	K&N		
		P/N	BLACK	CHROME
GS550L	79-83	KN-133	19-7425	——
GS550LF/LG	85-86	KN-133	19-7425	——
GS550MZ Katana	1982	KN-133	19-7425	——
GS550TX	1981	KN-133	19-7425	——
GSF600S Bandit	96-04	KN-138	19-7509	19-7423
GSR600S	06-10	KN-138	19-7509	19-7423
GSX600F Katana	88-06	KN-138	19-7509	19-7423
GSX-R600WN/WP	92-93	KN-138	19-7509	19-7423
GSX-R600	97-11	KN-138	19-7509	19-7423
RF600RR/RS/RT	94-96	KN-138	19-7509	19-7423
AN650 Burgman (all)	04-11	KN-138	19-7509	19-7423
GR650D/XD Tempter	1983	KN-133	19-7425	——
GS650EX/EZ	81-82	KN-133	19-7425	——
GS650GX/GZ/GD	81-83	KN-133	19-7425	——
GS650GLX/GLZ/GLD	81-83	KN-133	19-7425	——
GS650MD Katana	1983	KN-133	19-7425	——
GSF650 Bandit	05-10	KN-138	19-7509	19-7423
GSFX650F	08-11	KN-138	19-7509	19-7423
SFV650 Gladius	09-11	KN-138	19-7509	19-7423
SV650 (all)	99-09	KN-138	19-7509	19-7423
XN85 Turbo	1983	KN-133	19-7425	——
GS700EF/ESF	1985	KN-133	19-7425	——
VS700 Intruder	1986	KN-134	19-7472	——
VS700Intruder	1987	KN-138	19-7509	19-7423
GS750B/C/EC/N/EN	77-79	KN-133	19-7425	——
GS750ET/EX/EZ	80-82	KN-133	19-7425	——
GS750ED/ESD	1983	KN-133	19-7425	——
GS750LN	1979	KN-133	19-7425	——
GS750LT/LX	80-81	KN-133	19-7425	——
GS750SD Katana	1983	KN-133	19-7425	——
GS750TZ/TD	82-83	KN-133	19-7425	——
GSR750	2011	KN-138	19-7509	19-7423
GSX750F Katana	89-06	KN-138	19-7509	19-7423
GSX-R750RG/G/H	86-87	KN-134	19-7472	——
GSX-R750	88-10	KN-138	19-7509	19-7423
VS750G Intruder	88-91	KN-138	19-7509	19-7423
Boulevard C50/T 800cc	05-11	KN-138	19-7509	19-7423
Boulevard M50 800cc	05-11	KN-138	19-7509	19-7423
Boulevard S80 800cc	05-09	KN-138	19-7509	19-7423
VL800 Intruder Volusia	01-04	KN-138	19-7509	19-7423
VS800 Intruder	92-11	KN-138	19-7509	19-7423
VX800L/M/N/P	90-93	KN-138	19-7509	19-7423
VZ800 Marauder	97-09	KN-138	19-7509	19-7423
GS850G	79-83	KN-133	19-7425	——
RF900RR/RS/RT/RV	94-00	KN-138	19-7509	19-7423
RF900RZS	1995	KN-138	19-7509	19-7423
DL1000 V-Strom	02-06	KN-138	19-7509	19-7423
GS1000C	78-80	KN-133	19-7425	——
GS1000G	80-81	KN-133	19-7425	——
GS1000L	79-80	KN-133	19-7425	——
GS1000SZ Katana	1982	KN-133	19-7425	——
GSX-R1000	01-11	KN-138	19-7509	19-7423
SV1000/S	03-07	KN-138	19-7509	19-7423
TL1000R	98-03	KN-138	19-7509	19-7423
TL1000S	97-01	KN-138	19-7509	19-7423
GS1100E (16 valve)	80-83	KN-133	19-7425	——
GS1100G Shaft (8 valve)	82-83	KN-133	19-7425	——
GS1100LT	1980	KN-133	19-7425	——
GS1100SD Katana	1983	KN-133	19-7425	——
GSX1100F Katana	88-96	KN-138	19-7509	19-7423
GSX1100G Shaft	91-93	KN-138	19-7509	19-7423
GSX-R1100	86-92	KN-138	19-7509	19-7423
GSX-R1100W	93-98	KN-138	19-7509	19-7423
GS1150ES	83-86	KN-133	19-7425	——
GSF1200S Bandit	97-03	KN-138	19-7509	19-7423
GSF1250S Bandit	07-10	KN-138	19-7509	19-7423
GSX1250	2011	KN-138	19-7509	19-7423
GSX1300BK B-King	07-10	KN-138	19-7509	19-7423



SUZUKI® STREET APPLICATION	YEAR	K&N		
		P/N	BLACK	CHROME
GSX1300R Hayabusa	99-11	KN-138	19-7509	19-7423
GSX1400	01-07	KN-138	19-7509	19-7423
GV1400G Cavalcade	1986	KN-134	19-7472	—
GV1400G Cavalcade	87-88	KN-138	19-7509	19-7423
GV1400GTG Cavalcade	1986	KN-134	19-7472	—
GV1400GTH Cavalcade	1987	KN-138	19-7509	19-7423
Boulevard S83	05-09	KN-138	19-7509	19-7423
VS1400 Intruder	87-09	KN-138	19-7509	19-7423
Boulevard C90	05-09	KN-138	19-7509	19-7423
Boulevard M90	2009	KN-138	19-7509	19-7423
VL1500 Intruder	98-09	KN-138	19-7509	19-7423
VZ1500	2009	KN-138	19-7509	19-7423
VZ1500 Intruder M1500	09-10	KN-138	19-7509	19-7423
Boulevard M95	2005	KN-204	19-7515	19-7315
VZ1600 Marauder	04-05	KN-204	19-7515	19-7315
Boulevard C109R/RT/T	08-09	KN-138	19-7509	19-7423
Boulevard M109R	06-11	KN-138	19-7509	19-7423
VLR1800 C109 boulevard	08-10	KN-138	19-7509	19-7423
VLR1800 RT Intruder	09-11	KN-138	19-7509	19-7423
VZR1800 Intruder	06-10	KN-138	19-7509	19-7423

SUZUKI® ATV APPLICATION	YEAR	K&N		
		P/N	BLACK	CHROME
LT160E Quad	89-92	KN-132	19-7414	—
LT-F160M~K1	91-02	KN-132	19-7414	—
LT230EH~P Quadrunner	87-93	KN-132	19-7414	—
LT230G Quadrunner	85-86	KN-132	19-7414	—
LT230S QuadSport	85-88	KN-132	19-7414	—
LT-F230G/H	86-87	KN-132	19-7414	—
LT250E Quadrunner	85-86	KN-132	19-7414	—
LT250SK/SL	89-90	KN-132	19-7414	—
LT-F250J~FK1	88-02	KN-132	19-7414	—
LT-F250FOzark	02-09,12	KN-132	19-7414	—
LT-F250F Quad	99-02	KN-132	19-7414	—
LT-Z250 QuadSport	04-09	KN-132	19-7414	—
LT300EH/EJ/EK	87-89	KN-132	19-7414	—
LT-F300F	99-02	KN-132	19-7414	—
LT-4WD 4WD Quad	87-98	KN-132	19-7414	—
LT-F4WD King Quad	91-98	KN-132	19-7414	—
LT400 Eiger (all)	02-07	KN-138	19-7509	19-7423
LTA400F King Quad	08-11	KN-138	19-7509	19-7423
LTF400F King Quad	08-11	KN-138	19-7509	19-7423
LTA450F King Quad	07-10	KN-138	19-7509	19-7423
LT-A500FY/FK1	00-01	KN-138	19-7509	19-7423
LT-A500FK2/FK3 Vinson	02-07	KN-138	19-7509	19-7423
LT-A500XP KingQuad	09-11	KN-138	19-7509	19-7423
LT-F500F Quadrunner	98-02	KN-138	19-7509	19-7423
LT-F500F Vinson	02-07	KN-138	19-7509	19-7423
LT-A700X KingQuad	05-08	KN-138	19-7509	19-7423
LT-V700 Twin Peak	04-06	KN-204	19-7515	19-7315
LT-A750X KingQuad	08-11	KN-138	19-7509	19-7423

SUZUKI® DUALSPORT/OFFROAD APPLICATION	YEAR	K&N		
		P/N	BLACK	CHROME
SP250F Dual Sport	1985	KN-136	19-7426	—
RM-Z250	04-11	KN-207	19-7440	—
DR350/S Offroad	90-99	KN-136	19-7426	—
RM-Z450	05-11	KN-207	19-7440	—
RM-X450Z	10-12	KN-207	19-7440	—
DL650 V-Storm	04-11	KN-138	19-7509	19-7423
DL1000 V-Storm	02-10	KN-138	19-7509	19-7423

TRIUMPH® STREET APPLICATION	YEAR	K&N		
		P/N	BLACK	CHROME
Speed Four 596	05-06	KN-204	19-7515	19-7315
Daytona 600	2004	KN-204	19-7515	19-7315
TT 600	00-05	KN-191	19-7424	—
Daytona 650	2005	KN-204	19-7515	19-7315
Daytona 671/SE	06-10	KN-204	19-7515	19-7315
Street Triple 671	07-11	KN-204	19-7515	19-7315
Speed Triple 675	07-10	KN-204	19-7515	19-7315
Daytona 750	91-95	KN-192	19-7458	—
Speed Triple 750	1997	KN-192	19-7458	—
Thunderbird 750	1995	KN-192	19-7458	—
Trident 750	91-98	KN-192	19-7458	—
Bonneville 800	2006	KN-204	19-7515	19-7315
Speed Master800	03-05	KN-204	19-7515	19-7315
Tiger 800	2011	KN-204	19-7515	19-7315
America 865	04-11	KN-204	19-7515	19-7315
Bonneville 865 (all)	05-11	KN-204	19-7515	19-7315
Scrambler 865	06-11	KN-204	19-7515	19-7315
Speed Master 865	05-11	KN-204	19-7515	19-7315
ThruXton 865	04-11	KN-204	19-7515	19-7315
Bonneville 900	2009	KN-204	19-7515	19-7315
Bonneville T100	02-04	KN-191	19-7424	—
Adventurer 900	95-01	KN-192	19-7458	—
Daytona 900	94-97	KN-192	19-7458	—
Daytona Super 111 900	94-97	KN-192	19-7458	—
Legend TT 900	99-01	KN-192	19-7458	—
Speed Triple 900	94-96	KN-192	19-7458	—
Sprint 900	95-98	KN-192	19-7458	—
T 509 Speed Triple 900	97-98	KN-191	19-7424	—
Thunderbird 900 /Sport	95-01	KN-192	19-7458	—
Tiger 900	91-00	KN-192	19-7458	—
Trident 900	91-98	KN-192	19-7458	—
Trophy 900	91-01	KN-192	19-7458	—
Daytona 955i	05-06	KN-204	19-7515	19-7315
Speed Triple 955	2005	KN-204	19-7515	19-7315
Sprint ST 955	2005	KN-204	19-7515	19-7315
Tiger 956cc	05-06	KN-204	19-7515	19-7315
Daytona 1000	91-95	KN-192	19-7458	—
Speed Triple 1050	05-11	KN-204	19-7515	19-7315
Sprint ST 1050	05-11	KN-204	19-7515	19-7315
Tiger 1050/SE (all)	07-11	KN-204	19-7515	19-7315
Daytona 1200	93-97	KN-192	19-7458	—
Trophy 1200	91-03	KN-401	19-7405	—
Thunderbird 1597	10-11	KN-204	19-7515	19-7315
Thunderbird 1700	09-11	KN-204	19-7515	19-7315
Rocket III 2294 (all)	04-11	KN-204	19-7515	19-7315

YAMAHA® STREET APPLICATION	YEAR	K&N		
		P/N	BLACK	CHROME
SR125/SE	80-02	KN-143	19-7418	—
YJ125 Vino	04-09	KN-143	19-7418	—
VP125 X-City	07-11	KN-141	19-7403	—
YP125 X-Max	06-12	KN-141	19-7403	—
YZF-R125	08-11	KN-141	19-7403	—
XC180 Riva	83-85	KN-145	19-7410	—
SR185H/J	81-82	KN-143	19-7418	—
XC200 Riva	87-91	KN-145	19-7410	—
CP250 Morphous	06-08	KN-132	19-7414	—
SR250G/H/J/TH Exciter	80-82	KN-145	19-7410	—
SRX250T/TC	1987	KN-143	19-7418	—
XV250 Route 66	88-90	KN-145	19-7410	—

YAMAHA® STREET APPLICATION	YEAR	K&N		
		P/N	BLACK	CHROME
XV250 Virago	95-06	<b>KN-145</b>	<b>19-7410</b>	————
XV250 V-Star	08-12	<b>KN-145</b>	<b>19-7410</b>	————
XVS250 DragStar	01-07	<b>KN-145</b>	<b>19-7410</b>	————
YP250G Grand	04-07	<b>KN-132</b>	<b>19-7414</b>	————
XS360C/D/2D	76-77	<b>KN-144</b>	<b>19-7439</b>	————
FZR400	88-90	<b>KN-144</b>	<b>19-7439</b>	————
FZR400	91-94	<b>KN-303</b>	<b>19-7507</b>	<b>19-7411</b>
SR400	92-08	<b>KN-145</b>	<b>19-7410</b>	————
XJR400R	92-07	<b>KN-303</b>	<b>19-7507</b>	<b>19-7411</b>
XS400D/E/F/G/H	77-81	<b>KN-144</b>	<b>19-7439</b>	————
XS400E2/F	78-79	<b>KN-144</b>	<b>19-7439</b>	————
XS400J/K Maxim	82-83	<b>KN-144</b>	<b>19-7439</b>	————
XS400RJ/RK Seca	82-83	<b>KN-144</b>	<b>19-7439</b>	————
XS400SG/SH/SJ Special	80-82	<b>KN-144</b>	<b>19-7439</b>	————
XVS400 DragStar	96-07	<b>KN-145</b>	<b>19-7410</b>	————
YP400 Majesty	04-12	<b>KN-132</b>	<b>19-7414</b>	————
SR500E/F/G/H	78-00	<b>KN-145</b>	<b>19-7410</b>	————
XV500K Virago	1983	<b>KN-145</b>	<b>19-7410</b>	————
XV535T/TC/U Virago	87-02	<b>KN-145</b>	<b>19-7410</b>	————
XJ550H/J/K Maxim	81-83	<b>KN-144</b>	<b>19-7439</b>	————
XJ550RH/RJ/RK Seca	81-83	<b>KN-144</b>	<b>19-7439</b>	————
XZ550RJ/RK Vision	82-83	<b>KN-144</b>	<b>19-7439</b>	————
FJ600L/LC/N/NC	84-85	<b>KN-144</b>	<b>19-7439</b>	————
FZ600S	86-88	<b>KN-144</b>	<b>19-7439</b>	————
FZ600SS/SSC FZ6 Fazer	04-06	<b>KN-303</b>	<b>19-7507</b>	<b>19-7411</b>
FZ600 FZ6 /Fazer	07-09	<b>KN-204</b>	<b>19-7515</b>	<b>19-7315</b>
FZ6N/S	2008	<b>KN-204</b>	<b>19-7515</b>	<b>19-7315</b>
FZ6R	09-12	<b>KN-204</b>	<b>19-7515</b>	<b>19-7315</b>
FZR600R	89-90	<b>KN-144</b>	<b>19-7439</b>	————
FZR600R	91-99	<b>KN-303</b>	<b>19-7507</b>	<b>19-7411</b>
FZS600 Fazer	98-03	<b>KN-147</b>	<b>19-7406</b>	————
SRX600S/SC	1986	<b>KN-145</b>	<b>19-7410</b>	————
XJ600S Seca II	92-98	<b>KN-303</b>	<b>19-7507</b>	<b>19-7411</b>
XJ600 /Diversion	92-03	<b>KN-303</b>	<b>19-7507</b>	<b>19-7411</b>
XJ600 /Diversion	09-11	<b>KN-204</b>	<b>19-7515</b>	<b>19-7315</b>
YF600S Radian	86-90	<b>KN-144</b>	<b>19-7439</b>	————
YZF600R	95-07	<b>KN-303</b>	<b>19-7507</b>	<b>19-7411</b>
YZF-R6	99-05	<b>KN-303</b>	<b>19-7507</b>	<b>19-7411</b>
YZF-R6	06-12	<b>KN-204</b>	<b>19-7515</b>	<b>19-7315</b>
YZF-R6S	06-10	<b>KN-303</b>	<b>19-7507</b>	<b>19-7411</b>
XJ650G Maxim	80-83	<b>KN-144</b>	<b>19-7439</b>	————
XJ650LJ/LK Seca Turbo	82-83	<b>KN-144</b>	<b>19-7439</b>	————
XJ650RJ Seca	1982	<b>KN-144</b>	<b>19-7439</b>	————
XVS650 V-Star (all)	98-11	<b>KN-145</b>	<b>19-7410</b>	————
FZ700T/TC	1987	<b>KN-401</b>	<b>19-7405</b>	————
FZX700S/SC/T/TC Fazer	86-87	<b>KN-401</b>	<b>19-7405</b>	————
XJ700N Maxim	85-86	<b>KN-144</b>	<b>19-7439</b>	————
XJ700XN Maxim X	85-86	<b>KN-144</b>	<b>19-7439</b>	————
XV700 Virago	84-87	<b>KN-145</b>	<b>19-7410</b>	————
FZ750N/S/SC	85-86	<b>KN-401</b>	<b>19-7405</b>	————
FZ750U/UC	1988	<b>KN-401</b>	<b>19-7405</b>	————
FZR750RT/RU	87-88	<b>KN-401</b>	<b>19-7405</b>	————
XJ750J/K Maxim	82-83	<b>KN-144</b>	<b>19-7439</b>	————
XJ750RH/RJ/RK Seca	81-83	<b>KN-144</b>	<b>19-7439</b>	————
XV750H/J/K Virago	81-83	<b>KN-145</b>	<b>19-7410</b>	————
XV750 Virago	88-98	<b>KN-145</b>	<b>19-7410</b>	————
YZF750RF/RFC	1994	<b>KN-303</b>	<b>19-7507</b>	<b>19-7411</b>
YZF750R	96-98	<b>KN-303</b>	<b>19-7507</b>	<b>19-7411</b>
FZ8	10-12	<b>KN-204</b>	<b>19-7515</b>	<b>19-7315</b>
TDM850	92-02	<b>KN-145</b>	<b>19-7410</b>	————
TDM900/A	02-11	<b>KN-145</b>	<b>19-7410</b>	————
XJ900RK Seca	1983	<b>KN-144</b>	<b>19-7439</b>	————
XV920J/K Virago	82-83	<b>KN-145</b>	<b>19-7410</b>	————
XV920RH/RJ	81-82	<b>KN-145</b>	<b>19-7410</b>	————
XVS950 Midnight Star	09-12	<b>KN-204</b>	<b>19-7515</b>	<b>19-7315</b>
XVS950 V-Star	09-12	<b>KN-204</b>	<b>19-7515</b>	<b>19-7315</b>
XVS950 V-Star Tourer	09,11,12	<b>KN-204</b>	<b>19-7515</b>	<b>19-7315</b>
FZR1000T/TC~A/AC	87-90	<b>KN-401</b>	<b>19-7405</b>	————
FZR1000B/BC~G/GC	91-95	<b>KN-303</b>	<b>19-7507</b>	<b>19-7411</b>
FZS1000 FZ1 Fazer (all)	01-06	<b>KN-303</b>	<b>19-7507</b>	<b>19-7411</b>

YAMAHA® STREET APPLICATION	YEAR	K&N		
		P/N	BLACK	CHROME
FZS1000 FZ1 Fazer (all)	07-12	<b>KN-204</b>	<b>19-7515</b>	<b>19-7315</b>
GTS1000A	93-00	<b>KN-303</b>	<b>19-7507</b>	<b>19-7411</b>
XV1000 Virago	84-85	<b>KN-145</b>	<b>19-7410</b>	————
YZF1000RJ/RJC	1997	<b>KN-303</b>	<b>19-7507</b>	<b>19-7411</b>
YZF1000RK/RKC	1998	<b>KN-303</b>	<b>19-7507</b>	<b>19-7411</b>
YZF-R1	99-06	<b>KN-303</b>	<b>19-7507</b>	<b>19-7411</b>
YZF-R1	07-12	<b>KN-204</b>	<b>19-7515</b>	<b>19-7315</b>
FJ1100L/LC/N/NC	84-85	<b>KN-401</b>	<b>19-7405</b>	————
XV1100 Virago	86-00	<b>KN-145</b>	<b>19-7410</b>	————
XVS1100 V-Star	99-09	<b>KN-145</b>	<b>19-7410</b>	————
FJ1200S/SC/T/TC	86-87	<b>KN-401</b>	<b>19-7405</b>	————
FJ1200W/WC~D/DC	89-92	<b>KN-401</b>	<b>19-7405</b>	————
FJ1200 (ABS)	92-93	<b>KN-401</b>	<b>19-7405</b>	————
VMX12 V-Max	96-07	<b>KN-303</b>	<b>19-7507</b>	<b>19-7411</b>
XJR1200	95-99	<b>KN-401</b>	<b>19-7405</b>	————
XJR1300	98-11	<b>KN-401</b>	<b>19-7405</b>	————
XVS13 Stryker	11-12	<b>KN-204</b>	<b>19-7515</b>	<b>19-7315</b>
XVS1300 V-Star/Tourer	07-09	<b>KN-147</b>	<b>19-7406</b>	————
XVS1300 V-Star	10-12	<b>KN-204</b>	<b>19-7515</b>	<b>19-7315</b>
XVZ1300 Royal Star (all)	96-12	<b>KN-303</b>	<b>19-7507</b>	<b>19-7411</b>
XV1600 Road Star (all)	99-04	<b>KN-303</b>	<b>19-7507</b>	<b>19-7411</b>
MT-01	05-11	<b>KN-303</b>	<b>19-7507</b>	<b>19-7411</b>
XV1700 Road Star (all)	04-12	<b>KN-303</b>	<b>19-7507</b>	<b>19-7411</b>
XV1900 Roadliner	06-11	<b>KN-303</b>	<b>19-7507</b>	<b>19-7411</b>
XV1900 Stratoliner	06-11	<b>KN-303</b>	<b>19-7507</b>	<b>19-7411</b>

YAMAHA® ATV APPLICATION	YEAR	K&N		
		P/N	BLACK	CHROME
YFM200N Moto-4	1985	<b>KN-143</b>	<b>19-7418</b>	————
YFM200DX	86-89	<b>KN-143</b>	<b>19-7418</b>	————
YTM200K/L/N Tri-Moto	83-85	<b>KN-143</b>	<b>19-7418</b>	————
YTM200EK Tri-Moto	83-85	<b>KN-143</b>	<b>19-7418</b>	————
YFM225S/T/U Moto-4	86-88	<b>KN-143</b>	<b>19-7418</b>	————
YTM225DX Tri-Moto	83-85	<b>KN-143</b>	<b>19-7418</b>	————
YTM225DR Tri-Moto	85-86	<b>KN-143</b>	<b>19-7418</b>	————
YFU1WPro Hauler	1989	<b>KN-142</b>	<b>19-7516</b>	————
YFB250D Timberwolf	92-04	<b>KN-143</b>	<b>19-7418</b>	————
YFM250W/A/B Moto 4	89-91	<b>KN-143</b>	<b>19-7418</b>	————
YFM250M Bear Tracker	2000	<b>KN-143</b>	<b>19-7418</b>	————
YFM250X Bear Tracker	99-04	<b>KN-143</b>	<b>19-7418</b>	————
YFM250 Big Bear	07-09	<b>KN-143</b>	<b>19-7418</b>	————
YFM250 Bruin	05-06	<b>KN-143</b>	<b>19-7418</b>	————
YFM350ER Moto-4	87-90	<b>KN-142</b>	<b>19-7516</b>	————
YFM350ER Moto-4	92-95	<b>KN-142</b>	<b>19-7516</b>	————
YFM350F Big Bear	87-98	<b>KN-142</b>	<b>19-7516</b>	————
YFM350F Big Bear/4WD	1999	<b>KN-142</b>	<b>19-7516</b>	————
YFM350 Bruin	04-06	<b>KN-142</b>	<b>19-7516</b>	————
YFM350 Grizzly (all)	07-11	<b>KN-204</b>	<b>19-7515</b>	<b>19-7315</b>
YFM350F Wolverine	94-05	<b>KN-142</b>	<b>19-7516</b>	————
YFM350X Wolverine	06-09	<b>KN-204</b>	<b>19-7515</b>	<b>19-7315</b>
YFM350F	99-00	<b>KN-142</b>	<b>19-7516</b>	————
YFM350U	96-99	<b>KN-142</b>	<b>19-7516</b>	————
YFM350R Raptor	05-12	<b>KN-142</b>	<b>19-7516</b>	————
YFM350X Warrior	87-04	<b>KN-142</b>	<b>19-7516</b>	————
YFP350U Terrapro	1988	<b>KN-142</b>	<b>19-7516</b>	————
YFM400 Big Bear (all)	93-12	<b>KN-142</b>	<b>19-7516</b>	————
YFM400 Grizzly (all)	07-08	<b>KN-204</b>	<b>19-7515</b>	<b>19-7315</b>
YFM400F Kodiak	93-99	<b>KN-142</b>	<b>19-7516</b>	————
YFM400 Kodiak	00-06	<b>KN-303</b>	<b>19-7507</b>	<b>19-7411</b>
YFM450 Grizzly (all)	07-12	<b>KN-204</b>	<b>19-7515</b>	<b>19-7315</b>
YFM450FX Wolverine (all)	2006	<b>KN-303</b>	<b>19-7507</b>	<b>19-7411</b>
YFM450FX Wolverine (all)	07-10	<b>KN-204</b>	<b>19-7515</b>	<b>19-7315</b>
YFZ450S/T	04-06	<b>KN-141</b>	<b>19-7403</b>	————
YXR450 Rhino	2006	<b>KN-303</b>	<b>19-7507</b>	<b>19-7411</b>
YXR450 Rhino (all)	07-09	<b>KN-204</b>	<b>19-7515</b>	<b>19-7315</b>
YFM550F Grizzly (all)	09-12	<b>KN-204</b>	<b>19-7515</b>	<b>19-7315</b>
YFM600 Grizzly	98-01	<b>KN-145</b>	<b>19-7410</b>	————
YFM660 Grizzly	02-06	<b>KN-303</b>	<b>19-7507</b>	<b>19-7411</b>
YFM660 Grizzly (all)	07-08	<b>KN-204</b>	<b>19-7515</b>	<b>19-7315</b>
YFM660R Raptor (all)	01-06	<b>KN-147</b>	<b>19-7406</b>	————
YXR660 Rhino (all)	04-06	<b>KN-303</b>	<b>19-7507</b>	<b>19-7411</b>

EQUIPMENT & TOOLS

HARD PARTS

CARB & FUEL

IGNITION/ELECTRICAL

CONTROL

SUSPENSION

ACCESSORIES

MARINE

EQUIPMENT & TOOLS

YAMAHA® ATV		K&N		
APPLICATION	YEAR	P/N	BLACK	CHROME
YXR660 Rhino (all)	2007	KN-204	19-7515	19-7315
YFM700 Grizzly (all)	07-11	KN-204	19-7515	19-7315
YFM700R Raptor	07-12	KN-145	19-7410	—
YXR700 Rhino (all)	08-12	KN-204	19-7515	19-7315

HARD PARTS

YAMAHA® DUALSPORT/OFFROAD		K&N		
APPLICATION	YEAR	P/N	BLACK	CHROME
TW125 Trailway	99-04	KN-143	19-7418	—
XT125 Dual Sport	82-96	KN-143	19-7418	—
WR125R/X	09-11	KN-141	19-7403	—
BW200N/S	85-86	KN-143	19-7418	—
BW200ES/ET/EU	86-88	KN-143	19-7418	—
TW200/T /Trailway	87-11	KN-143	19-7418	—
XT200 Dual Sport	82-83	KN-143	19-7418	—
TT225S/T	86-87	KN-143	19-7418	—
TT-R225L	99-01	KN-143	19-7418	—
TT-R225P	02-04	KN-143	19-7418	—
KX225/T	83-84	KN-143	19-7418	—
XT225D Serraw	92-00	KN-143	19-7418	—
XT225	01-07	KN-143	19-7418	—
TT-R230	05-12	KN-143	19-7418	—
TT250G/H/J	80-82	KN-145	19-7410	—
TTR250 Offroad	99-06	KN-142	19-7516	—
WR250FN/FP Offroad	01-02	KN-142	19-7516	—
WR250F/X	03-08	KN-141	19-7403	—
XT250 Dual Sport	80-83	KN-145	19-7410	—
XT250L/LC Dual Sport	1984	KN-143	19-7418	—
XT250/X	06,08	KN-141	19-7403	—
YZ250FN/FP Offroad	01-02	KN-142	19-7516	—
YZ250/F	03-08	KN-141	19-7403	—
BW350T/U	87-88	KN-143	19-7418	—
TT350S/T Offroad	86-87	KN-143	19-7418	—
XT350Dual Sport	85-01	KN-143	19-7418	—
WR400F Offroad	98-02	KN-142	19-7516	—
YZ400FK/FL Offroad	98-99	KN-142	19-7516	—
WR426FN/FP Offroad	01-02	KN-142	19-7516	—
YZ426F Offroad	00-02	KN-142	19-7516	—
WR450F	03-08	KN-141	19-7403	—
YZ450FR/FS	03-08	KN-141	19-7403	—
TT500 Offroad	76-81	KN-145	19-7410	—
XT500 Dual Sport	76-81	KN-145	19-7410	—
XT550 Dual Sport	82-83	KN-145	19-7410	—
TT600 Offroad	83-86	KN-145	19-7410	—
TT600/E/R Offroad	97-00	KN-143	19-7418	—
XT600 Dual Sport	84-02	KN-145	19-7410	—
XT660 Dual Sport (all)	04-12	KN-145	19-7410	—

CARB & FUEL

IGNITION/ELECTRICAL

CONTROL

SUSPENSION

ACCESSORIES

MARINE

YAMAHA® PERSONAL WATERCRAFT		K&N		
APPLICATION	YEAR	P/N	BLACK	CHROME
FX1000 WaveRunner	05-06	KN-303	19-7507	19-7411
SRT1000 WaveRunner	03-06	KN-303	19-7507	19-7411
FX1100 WaveRunner	04-06	KN-303	19-7507	19-7411
FX1100 WaveRunner	2008	KN-204	19-7515	19-7315
SXT1100 WaveRunner	2007	KN-303	19-7507	19-7411
SXT1100 WaveRunner	08-09	KN-204	19-7515	19-7315
VX1100 WaveRunner	05-06	KN-303	19-7507	19-7411
VX1100 WaveRunner	08-09	KN-204	19-7515	19-7315

**K&N UNIVERSAL CRANKCASE VENT FILTERS**

- 19-5948** 62-1010 1/2" hose fitting, 2" steel base, rubber top
- 19-5949** 62-1100 1/2" hose fitting with mounting stud, 2" steel base, chrome top
- 19-5950** 62-1340 5/8" clamp-on, 2" diameter



**55 GALLON DRUM CART**

This Mobile Oil Pump Kit makes oil projects easier to complete. Durable, portable unit comes complete with digital oil control valve and meter. The sturdy cart can support up to 400-lb. drum (including a standard 55-gallon drum) and includes reel with a 1/2in. x 50ft. hose. Suitable for dispensing oil at medium/high viscosity for mobile installations and fixed system at medium distances. Works on any size drum with a 2in. bung adapter.



**39-8367** 55 Gallon Oil Drum Cart

**DRUM FUNNEL**

Eliminate overspills while pouring. Large surface area permits drainage of multiple containers simultaneously. Highly durable, it will resist rust, dents and other chemicals. Fits 55 gallon drums.



**39-8362** Drum Funnel

**OEM TYPE OIL FILTER SOCKET WRENCH**

Designed to remove and install OEM spin-on oil filters. Sold each. **IMPORTANT NOTE: WILL NOT FIT FRAM OIL FILTERS.** Available for the following models:

- 35-4980** Fits Honda Oil Filter 15410-MM9-013. Fits Kawasaki Oil Filter 16097-1061/1063/1064. Fits Yamaha Oil Filter 3FV-13440-00-00, 5GH-13440-00-00 and 5JW-134440-00-00
- 35-4981** Fits Suzuki Oil Filter 16510-06B01, Yamaha "5DM" style
- 35-4983** Ducati/BMW/H-D 76mm x 8 flute



**FLUID EVACUATOR PLUS**

At the push of a button, this unit changes from vacuum to pressure for evacuating or dispensing fluids. This functionality makes it ideal for draining tanks or reservoirs then pumping the used fluid back out for easy disposal. Automatic shut-off prevents overfilling, for superior mobility, this unit utilizes a manual pump so compressed air or electricity is not required. Includes wands to drain engine oil & transmission fluid directly through the dipstick. 2.3 Gallon Capacity (8.8 liters)



**35-9144** Fluid Evacuator Plus

## RED LINE MOTORCYCLE, RACE, & STREET OILS

These Motorcycle specific oils feature extra phosphorus and zinc for increased antiwear properties, with a modified additive package that gives even greater wet-clutch operation than before. Sold each.

- 35-2258 Motorcycle 10W40, qt
- 35-2259 Motorcycle 20W50, qt
- 35-2487 HD (V-Twin) Synthetic Motorcycle 20W60, qt



35-2258



35-2259



35-2487

## STREET OILS

Offer high degrees of protection and cleanliness across a wide range of conditions and temperatures. Sold each.

- 35-2119 Street 5W30, qt
- 35-2079 Street 15W50, qt
- 35-2000 Street 10W40, qt
- 35-2003 Street 20W50, qt



35-2119



35-2079



35-2000



35-2003

## RACE OIL

Provides the best high-temperature lubrication and has a higher film strength than any petroleum or synthetic product. Not recommended for Street use. Sold each.

- 35-2134 Race SAE30W, qt
- 35-2005 Race SAE40W, qt
- 35-2021 Race SAE50W, qt



35-2134



35-2021



35-2005

## RED LINE SHOCK PROOF GEAR OIL

Unique GL-5 gear oil contains a unique solid dispersion which cushions gear teeth to help prevent tooth breakage, allowing the use of lower viscosities. Race and dyno-proven to reduce friction and wear. Recommended for heavily-loaded racing transmissions. (motocross, road racing & kart racing)

- 35-1962 Super Light Weight
- 35-8622 Heavy Weight
- 35-1809 Light Weight



35-1962



35-8622



35-1809

## ADJUSTABLE OIL FILTER WRENCH 64-79mm

Removes spin-on type oil filters from 2-1/2" to 3-1/8". Steel jaws grip oil filter without slipping. Works with any 3/8" ratchet drive.

- 35-9815 Adjustable Oil Filter Wrench 64-79mm



## GL1500 WRENCH

This oil filter wrench is perfect for Honda GL1500 and ST1100 applications with limited access to the oil filter. Fits 2-1/2" oil filters. Made in U.S.A.

- 35-8494 Oil Filter Wrench



## K&L STOCKS RED LINE OIL



EQUIPMENT & TOOLS

HARD PARTS

CARB & FUEL

IGNITION/ELECTRICAL

CONTROL

SUSPENSION

ACCESSORIES

MARINE

EQUIPMENT & TOOLS

HARD PARTS

CARB & FUEL

IGNITION/ELECTRICAL

CONTROL

SUSPENSION

ACCESSORIES

MARINE

### OIL FILLER CANS

These tough, durable plastic cans are **Made in Japan.**

- 39-3912** 1 liter can
- 39-3913** 2 liter can
- 39-3914** 5 liter can
- 39-3915** Replacement Spout and nut.



**39-3915**      **39-3912**      **39-3913**      **39-3914**

### REDLINE RACING FUNNEL

Oddly shaped funnel allows pouring of oil or coolant around bodywork to reach hard to get to filler openings. Pours in both vertical and horizontal positions.

- 35-2115** Red Line Racing Funnel



**35-2115**

### RATIO-RITE MEASURING CUP

Measures in ounces and cc's. Use for filling forks, shocks, engine oil, etc. Also has ratio scale for accurate oil/gas pre-mixing. Sold each.

**NOTE: LID IS SOLD SEPARATELY.**

- 39-4061** Ratio Rite Measuring Cup
- 39-4062** Lid for Ratio Rite



### OIL & GAS FUNNELS

- 35-3583** Oil Filler Funnel. Long straight 18" funnel, great for filling engine oil in hard to reach locations.
- 35-3584** 2 Quart Funnel w/filter Screen. Large funnel with built in filter screen. Great for filling 5 gallon gas jugs.

**35-3584**



**35-3583**



### MOTION PRO PRO FUNNEL

Integrated shutoff valve allows precise amount of liquid to be dispensed. Graduation marks for cubic centimeters, fluid ounces and premix ratio 1000cc (34oz) capacity. Easy to understand premix ratio graduations for 32:1, 40:1, 50:1, and 60:1 for 1 to 3 gallons. Adjustable ball-pivot spout allows easy, spill-free filling.

- 35-8687** Motion Pro Pro Funnel



### COOLANT RECOVERY TANK, 275CC

- Prevents loss of coolant due to overheating
- Works on most water-cooled motorcycles, snowmobiles, and ATV's
- Designed for hot weather and/or high-altitude riding conditions
- Compact, versatile, high density polyethylene bottle
- Built in mounting holes provide multiple mounting options
- Bottle cap is constructed from chemical-resistant rubber for durability and easy installation/removal
- Includes 275cc bottle, hose, clamps, mounting ties and instructions
- Bottle dimensions: H (w/cap) 5 1/2" x W 3 3/4" X D 1 7/8"

- 35-5965** Coolant Recovery Tank

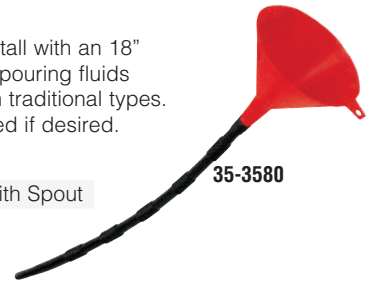


**35-5965**

### LONGNECK FUNNEL

Funnel has 5.5" opening x 5" tall with an 18" flexible extension that makes pouring fluids much easier and cleaner than traditional types. Extension also can be removed if desired. Sold Each.

- 35-3580** Longneck Funnel with Spout



**35-3580**

### GRADUATED CYLINDERS

Plastic beakers, graduated in cc's. **Made in Japan.** Two sizes:

- 39-3910** 500cc
- 39-3911** 250cc



**39-3911**

**39-3910**

### 1/2 PINT FUNNEL

This small (3.5" x 4") funnel is the right size for those jobs where automotive sized models are too big and bulky. Keep several in the shop for various fluids, great for retailing as well. Sold Each.

- 35-3581** 1/2 Pint Funnel



### 7 QUART DRAIN PAN

Low height makes this pan easy to slide under cases and the flat base helps keep things stable on the table. Molded in handles make carrying easy, great for over the counter sales as well. Measures 13.5" x 11.7" x 4"

- 35-7796** 7 Quart Drain Pan



### METRIC COPPER WASHERS

Designed to replace the O.E. Reference numbers listed. These hard to find sizes of Fork Damper Bolt and Drain Plug Washers are now available in convenient 10 packs.


<b>15-8300</b>	Complete Kit (replacements sold in pk/10) Kit contains 80 pieces, 10 pieces each from applications listed.		
<b>15-8301</b>	Honda	90463-ML7-000	6.5x11.0x1.0mm
<b>15-8302</b>	Honda	90544-286-000	8.2x13.0x1.0mm
	Honda	90544-283-000	8.2x15.0x1.0mm
<b>15-8303</b>	Yamaha	90201-08087-00	8.2x15.0x1.6mm
	Yamaha	90430-08119-00	8.2x15.0x1.6mm
<b>15-8304</b>	Yamaha	509-23158-L0-00	10.3x15.0x1.6mm
<b>15-8304</b>	Yamaha	44045-057	10.3x15.0x1.6mm
<b>15-8305</b>	Kawasaki	92022-1005	10.7x22.0x1.6mm
<b>15-8306</b>	Kawasaki	11009-1127	12.3x17.5x1.6mm
<b>15-8306</b>	Kawasaki	92022-215	12.3x17.5x1.6mm
<b>15-8307</b>	Yamaha	90430-12213-00	12.5x19.0x1.6mm
<b>15-8308</b>	Yamaha	4V4-23158-L0-00	14.3x21.0x1.6mm



### OIL FILTER BOLTS

Oil filter bolts sold each.

<b>HONDA®</b>			
K&L P/N	OEM REF	DIMENSIONS	HEAD SIZE
<b>19-1385</b>	15420-300-020	89mm Length	17mm head
	Fits Honda Oil Filter 15410-426-010		
<b>19-1371</b>	15420-MA6-000	80mm Length	17mm head
	Fits Honda Oil Filter 154A1-413-005		
<b>19-1387</b>	15420-333-000	119mm Length	17mm head
	Applications: CB350F 75-76 / CB650S-SC 79-82 / CB750F 77-78		
<b>KAWASAKI®</b>			
K&L P/N	OEM REF	DIMENSIONS	HEAD SIZE
<b>19-1385</b>	16126-1108	89mm Length	17mm head
	Fits Kawasaki Oil Filters 16099-002 & 16099-003		
<b>YAMAHA®</b>			
K&L P/N	OEM REF	DIMENSIONS	HEAD SIZE
<b>19-6065</b>	1L9-13340-01-00	83mm Length	17mm head
	Fits Yamaha Oil Filters 1L9-13441-11-00 and 36Y-13441-00-00		
<b>19-1386</b>	1J7-13340-00-00	72mm Length	12mm head
	Applications: XS750 77-79 / XS850 80-81 / XS1100 79-82 / VMX12 V-MAX 85-92 / XVZ12/13 VENTURE 86-93		



### OIL DRAIN PLUG BOLTS

These oil drain plug bolts come with magnetic insert and washer. Head of bolt is pre-drilled for adding safety wire. ATV and offroad applications. Available in the following sizes:

<b>HONDA®</b>			
K&L P/N	OEM REF	DIMENSIONS	HEAD SIZE
<b>15-4119</b>	90015-KA3-711	12mm x 1.5mm	14mm
<b>KAWASAKI®</b>			
K&L P/N	OEM REF	DIMENSIONS	HEAD SIZE
<b>15-4120</b>	92066-1437	10mm x 1.5mm	14mm
<b>SUZUKI®</b>			
K&L P/N	OEM REF	DIMENSIONS	HEAD SIZE
<b>15-4114</b>	01500-12163	12mm x 1.25mm	14mm
<b>15-4113</b>	09248-10007	14mm x 1.25mm	14mm
<b>YAMAHA®</b>			
K&L P/N	OEM REF	DIMENSIONS	HEAD SIZE
<b>15-4119</b>	90340-12059-00	12mm x 1.5mm	14mm
<b>15-4125</b>	90340-14132-00	14mm x 1.5mm	14mm



EQUIPMENT & TOOLS

HARD PARTS

CARB & FUEL

IGNITION/ELECTRICAL


CONTROL

SUSPENSION

ACCESSORIES

MARINE

# 1980 CATALOG



**K&L**  
SUPPLY CO.

**MOTORCYCLE PARTS SPECIALISTS**  
316 MATHEW STREET • SANTA CLARA, CALIFORNIA 95050

EQUIPMENT & TOOLS

HARD PARTS

CARB & FUEL

IGNITION/ELECTRICAL

CONTROL

SUSPENSION

ACCESSORIES

MARINE



## *CARB & FUEL*

REPAIR KITS, JETS, GASKETS, NEEDLES ETC.

CARB & FUEL



EQUIPMENT & TOOLS

**K&N CUSTOM CLAMP ON FILTER SETS**

K&N	K&L	FILTER STYLE	FLANGE ANGLE	FLANGE I.D.	LENGTH (base/cap)	QTY SOLD
RC-0984	<b>19-6258</b>	oval	offset	54mm	70mm	pk/4
RC-3510	<b>19-3181</b>	oval	dual	54mm	76mm	each

HARD PARTS

HONDA						
APPLICATION	YEAR	K&L P/N	K&N REF.			
CB750C Custom	80-82	<b>19-6258</b>	RC-0984			
CB750F Super Sport	79-82	<b>19-6258</b>	RC-0984			
CB750K	79-82	<b>19-6258</b>	RC-0984			
CB750L LTD	1979	<b>19-6258</b>	RC-0984			
CB750SC Nighthawk	82-83	<b>19-6258</b>	RC-0984			
CB900C Custom	80-82	<b>19-6258</b>	RC-0984			
CB900F Super Sport	81-82	<b>19-6258</b>	RC-0984			
CB1000C Custom	1983	<b>19-6258</b>	RC-0984			
CB1100F Super Sport	1983	<b>19-6258</b>	RC-0984			

CARB & FUEL

KAWASAKI						
APPLICATION	YEAR	K&L P/N	K&N REF.			
KZ750E1/E2/E3	80-82	<b>19-6258</b>	RC-0984			
KZ750FI LTD	1983	<b>19-6258</b>	RC-0984			
KZ750H1/H2/H3/H4 Ltd	80-83	<b>19-6258</b>	RC-0984			
KZ750L3	1983	<b>19-6258</b>	RC-0984			
KZ750N1/N2 Spectre	82-83	<b>19-6258</b>	RC-0984			
KZ750R1 GPz	1982	<b>19-6258</b>	RC-0984			
ZX750A1/A2/A3 GPz	83-85	<b>19-6258</b>	RC-0984			
KZ1000J1/J2/J3	81-83	<b>19-6258</b>	RC-0984			
KZ1000K1/K2 Ltd	81-82	<b>19-6258</b>	RC-0984			
KZ1000M1/M2 CSR	81-82	<b>19-6258</b>	RC-0984			
KZ1000P1~P24 Police	82-05	<b>19-6258</b>	RC-0984			
KZ1000R1/R2 Replica	82-83	<b>19-6258</b>	RC-0984			
ZL1000A1 Eliminator	1987	<b>19-6258</b>	RC-0984			
KZ1100A1/A2/A3 Shaft	81-83	<b>19-6258</b>	RC-0984			
KZ1100B1/B2 GPz	81-82	<b>19-6258</b>	RC-0984			
KZ1100D1/D2 Spectre	82-83	<b>19-6258</b>	RC-0984			
KZ1100L1 LTD	1983	<b>19-6258</b>	RC-0984			
ZN1100B1/B2 LTD Shaft	84-85	<b>19-6258</b>	RC-0984			

IGNITION/ELECTRICAL

CONTROL

SUZUKI						
APPLICATION	YEAR	K&L P/N	K&N REF.			
GSX600F Katana	90-03	<b>19-3170</b>	RU-2922			
GS700E	1985	<b>19-6258</b>	RC-0984			
GS700	85-86	<b>19-6258</b>	RC-0984			
GS750S, E, ES	1983	<b>19-6258</b>	RC-0984			
GS750	80-85	<b>19-6258</b>	RC-0984			
GSXR750	88-92	<b>19-3170</b>	RU-2922			
GSX750F Katana	89-02	<b>19-3170</b>	RU-2922			
GS850G	79-83	<b>19-6258</b>	RC-0984			
GS850GL	80-83	<b>19-6258</b>	RC-0984			
GS1000S	1980	<b>19-6258</b>	RC-0984			
GS1100 L,S,E,G,GK	80-84	<b>19-6258</b>	RC-0984			
GSXR1100	89-92	<b>19-3170</b>	RU-2922			
GSXR1100W	1993	<b>19-3170</b>	RU-2922			
GS1150E	83-86	<b>19-6258</b>	RC-0984			
GSF1200 Bandit S	96-00	<b>19-3170</b>	RU-2922			
KZ1100D1/D2 Spectre	82-83	<b>19-6258</b>	RC-0984			
KZ1100L1 LTD	1983	<b>19-6258</b>	RC-0984			
ZN1100B1/B2 LTD Shaft	84-85	<b>19-6258</b>	RC-0984			

SUSPENSION

ACCESSORIES

YAMAHA						
APPLICATION	YEAR	K&L P/N	K&N REF.			
FZR750R Owo1	87-88	<b>19-3170</b>	RU-2922			
XS1100	78-83	<b>19-6258</b>	RC-0984			
XJR1200	95-01	<b>19-6258</b>	RC-0984			
FJ1200	86-93	<b>19-3181</b>	RC-3510			
XJR1300	95-05	<b>19-6258</b>	RC-0984			

MARINE



19-6258



19-3181

**RECHARGER KIT FOR K&N AIR FILTERS**

A six-step maintenance system designed to recharge any K&N Filtercharger® Air Filter. Restores air flow efficiency so your Filtercharger® performs like new!

**INCLUDES: 6.5 OZ. SPRAY OIL, 12 OZ. FILTER CLEANER AND SERVICE DECAL.**

**19-7281** ReCharger Kit for K&N Air Filters



**K&N AIR FILTER CLEANER & DEGREASER**

Formulated to clean K&N air cleaners and air filter elements. Works to dissolve dirt buildup and can be washed away with water. It is biodegradable and safe on paint, chrome, aluminum, plastic, rubber and vinyl when used as directed. Complete instructions on bottle.

**35-3257** 32 fl. oz. (squirt bottle)  
**35-3258** One gal. Bottle



35-3257



35-3258

**K&N AIR FILTER OIL**

K&N air filter oil has been specially formulated to work in conjunction with the cotton fabric in K&N air filter elements to provide superior air filtration. When used as directed, it quickly penetrates the filter pleats, where it remains suspended in the cotton fabric.

**35-3212** 12 oz. Aerosol can-red



35-3212



## EMGO UNIVERSAL CLAMP-ON AIR FILTERS

Tapered with chrome end cap. Sold each.

### HONDA

<b>19-0231</b>	12-55728	28mm	CB50J, MB5, SS50
<b>19-0241</b>	12-55735	35mm	CB100N, CB125TD, CB400F, MBX/MTX50/80
<b>19-0246</b>	12-55748	48mm	CB250N/RS, CB400N, CBX550
<b>19-0237</b>	12-55752	52mm	CB400T1/TII (78-79), CB400T (1980)
<b>19-0243</b>	12-55754	54mm	CB550SC (1983), CB750C/F/K (79-82), CB900C (80-82), CB900F (81-82), CB1000C (1983), CBX (79-82), CB1100F (1983)
<b>19-0236</b>	12-55742	42mm	CB650 (79-80)
<b>19-0235</b>	12-55739	39mm	CB750K (69-76)

### KAWASAKI

<b>19-0231</b>	12-55728	28mm	AE/AR50
<b>19-0241</b>	12-55735	35mm	AE80 81-83, AR80, KH250
<b>19-0246</b>	12-55748	48mm	KZ250A/B, GPz305/400
<b>19-0237</b>	12-55752	52mm	KZ250 (80-81), KZ400 (74-77)
<b>19-0236</b>	12-55742	42mm	KH400 2-stroke (76-78), KZ440 (80-83), KZ900A (76-77), Z1/A/B-900 (73-75), KZ1000 (77-80)
<b>19-0235</b>	12-55739	39mm	KZ550A/C/D (80-81), KZ650B/C (77-79)
<b>19-0243</b>	12-55754	54mm	KZ750R1 GPZ (1982) ZX750A GPZ (83-85), KZ1000J1/J2/J3 (81-83), KZ1000K1/K2-LTD (81-82), KZ1000M1/M2-CSR (81-82), KZ1000P1-P4-Police (82-85), KZ1000R1/R2-Eddie Lawson Replica, (82-83), KZ1100 (81-85), KZ1100A1/A2/A3-Shaft (81-83), KZ1100A1/A2/A3-Shaft (81-83), KZ1100D1/D2-Spectre (82-83), KZ1100L1-LTD (82-83)

### SUZUKI

<b>19-0231</b>	12-55728	28mm	GT50, OR50, TS50R
<b>19-0241</b>	12-55735	35mm	GT125/1 85/200XS
<b>19-0246</b>	12-55748	48mm	GS250T/E, GS400/450, GSX250, GSX400ET/EX/EZ
<b>19-0236</b>	12-55742	42mm	GT380/GT550, GS750/1000 (77-79)
<b>19-0237</b>	12-55752	52mm	GS400 (77-78), GS425N/EN/LN (1979), GT750
<b>19-0235</b>	12-55739	39mm	GS550B/C/N (77-79), GS550EC/EN/LN (78-79)
<b>19-0243</b>	12-55754	54mm	GS550 (80-82), GS650 (80-83), GS700E (1985), GS750E (80-82), GS750L (80-81), GS750SD (1983), GS750T (82-83), GS850G (80-83), GS1000 (80-82), GS1100 (80-83), GS1150 (83-86)

### YAMAHA

<b>19-0231</b>	12-55728	28mm	DT50 ENDURO/M/MX
<b>19-0241</b>	12-55735	35mm	DT80MX 81-83, RD80/LC 82, RD125/200 75-81
<b>19-0246</b>	12-55748	48mm	DT250/MX, 76-78, XS250/SE 78-81, XJ400, XS400 78-82, XT500 76-80
<b>19-0236</b>	12-55742	42mm	RD250/RD350 (73-75), RD400 (76-78)
<b>19-0243</b>	12-55754	54mm	FJ600 (84-85), FJ1100 (84-85), XS1100 (80-81), FJ1200

### UNIVERSAL

<b>19-0248</b>	12-55780	45mm with Chrome half cover
<b>19-0232</b>	12-55746	46mm
<b>19-3231</b>	12-55760	60mm

## EMGO STOCK TYPE AIR FILTERS

Made to meet or exceed OEM specifications. Fits stock OEM airbox.

### HONDA

APPLICATION	YEAR	P/N
VT600C Shadow VLX	88-98	<b>19-0320</b>

### KAWASAKI


APPLICATION	YEAR	P/N
EX250R Ninja	86-07	<b>19-0233</b>
KZ1000	81-05	<b>19-0234</b>
KZ1100	81-83	<b>19-0234</b>



### EMGO CLAMP-ON UNIVERSAL FOAM AIR FILTERS

These versatile, compact clamp-on air filters are small enough to fit within the confines of most motorcycle frames. The high quality dual density open cell polyurethane foam filter media prevents dirt from entering engines yet allows ample air flow for maximized performance. Available in a wide range of sizes from 25mm – 60mm. These filters can be washed and re-oiled for years of use. Sold each.

19-0202	25mm
19-0203	30mm
19-0204	32mm
19-0216	36mm
19-0219	38mm
19-0224	39mm
19-0226	42mm
19-0227	43mm
19-0242	44mm
19-0244	45mm
19-0251	46mm
19-0288	48mm
19-0296	49mm
19-0327	50mm
19-0330	52mm
19-0331	54mm
19-0338	60mm



### EMGO POWER TRUMPETS

Emgo spun aluminum velocity stacks available in sizes from 35mm – 54mm. Each velocity stack includes removable fine gauze filter screen backed by expanded metal and clamp. Perfect for classic road racing and café racers, chops or brat bikes.


K & L #	DIA.	LENGTH
19-0340	35mm	65mm
19-0359	39mm	65mm
19-0366	42mm	76mm
19-0373	50mm	76mm
19-0380	52mm	76mm
19-0391	54mm	47mm



### EMGO MARK II CLAMP ON FILTERS

Chrome Air Filter, all are the same external dimensions: Mounting varies from 25mm to 60mm.

19-00021	Air Filter Chrome End Cap 25MM
19-00022	Air Filter Chrome End Cap 28MM
19-00023	Air Filter Chrome End Cap 30MM
19-00024	Air Filter Chrome End Cap 32MM
19-00025	Air Filter Chrome End Cap 35MM
19-00026	Air Filter Chrome End Cap 36MM
19-00027	Air Filter Chrome End Cap 38MM
19-00028	Air Filter Chrome End Cap 39MM
19-00029	Air Filter Chrome End Cap 42MM
19-00030	Air Filter Chrome End Cap 43MM
19-00031	Air Filter Chrome End Cap 44MM
19-00032	Air Filter Chrome End Cap 45MM
19-00033	Air Filter Chrome End Cap 46MM
19-00034	Air Filter Chrome End Cap 48MM
19-00035	Air Filter Chrome End Cap 49MM
19-00036	Air Filter Chrome End Cap 50MM
19-00037	Air Filter Chrome End Cap 52MM
19-00038	Air Filter Chrome End Cap 54MM
19-00039	Air Filter Chrome End Cap 60MM



### UNIVERSAL FUEL VALVES

Ideal for ATV's and other vehicles where inline fuel control is needed. Check fuel line size and engine size before ordering. Not recommended for engines above rated size.

35-8468	3/16" I.D. Fuel Valve, up to 200cc
35-8476	1/4" I.D Fuel Valve, up to 300cc
35-8495	5/16" I.D. Fuel Valve, up to 300cc
35-8453	5/16 Inline Fuel Valve
35-8454	1/4" barb with 1/4" npt
35-8455	1/4" Inline Fuel Valve



# K&L FUEL PETCOCKS

Stock replacement Fuel Petcocks.

Made in Japan. Sold Each.



## HONDA® STREET

<b>18-4150</b>	16950-292-000 (Early CB/CL-250~450)
CB350	68-73
CL350	68-73
SL350	70-72
CB360	74-76
CL360	74-75
CL450	67-74
CB450	65-74

<b>18-4129</b>	16950-300-020
CB750K	69-74

<b>18-4133</b>	16950-MAL-603
CBR600F3	95-98
CBR600SJR	1996
CBR600SE	1998

<b>18-4161</b>	16950-MZ0-033
GL1500C/CD/CT Valkyrie	97-03

<b>18-4163</b>	16950-MZ5-672
VF750C Magna	94-03
VF750CD Magna	95-96
VF750CD2 Magna	97-00

<b>18-4185</b>	16950-KAF-000
CB400F	89-90
VT600C Shadow	88-97
VT600CD Shadow	93-98

<b>18-4196</b>	16950-MZ8-L23
VT600C/CD Shadow	99-07
VT600CD2 Shadow	99-00

## KAWASAKI® ATV

<b>18-4993</b>	51023-S006
KSF80A1/A2/A3 KFX80	03-05

## SUZUKI® STREET

<b>18-4359</b>	44300-45471, 44300-45470, 44300-00A70
GS450TZ/TXZ /ED	81-83
GS750EX/EZ/ED/ESD/TZ/TD	80-83
GS1100EX	80-81
GS1150E, All	84-86

<b>18-4357</b>	44300-47270
GS550LT	1980
GS750ET	80-81
GS750LT	80-81
GS850GLT	80-81
GS1000ET	80-81
GS1000GLT	80-81
GS1000ST	1980
GS1100ET/LT	80-81

<b>18-4367</b>	44300-28A02, 44300-28A01, 44300-28A00 (TAP LEVER INCLUDED)
GSX-R750G/H	86-87
GSX-R750RG Limited Edition	1986
GSX-R1100G/H/J	86-88

<b>18-4134</b>	44300-01D21 (Secondary)
GS500E	89-00

<b>18-4135</b>	44300-01D10 (Primary)
GS500E	89-02
GS500F	04-09

<b>18-4140</b>	44300-19C00
GSX600 Katana	88-89

<b>18-4141</b>	44300-20C00
GSX600F Katana	90-97
GSX750F Katana	89-97

<b>18-4151</b>	44300-08F00
GSX600F Katana	98-06
GSX750F Katana	98-06

<b>18-4132</b>	44300-28B00
LS650 Savage	86-87
LS650 Savage	95-04

EQUIPMENT & TOOLS

HARD PARTS

CARB & FUEL

IGNITION/ELECTRICAL

CONTROL

SUSPENSION

ACCESSORIES

MARINE

LS650 S40	05-17
<b>18-4156</b> 44300-48B11	
GSX1100FJ/FP Katana	88-93
<b>18-4172</b> 44300-38A72	
VS700GL Intruder	86-87
VS750GL Intruder	88-91
VS800GL Intruder	92-09

<b>18-4177</b> 44300-38B02	
VS1400GL Intruder	87-09
<b>18-4358</b> 44300-45372, 44300-45371, 44300-45370, 44300-34471, 44300-34470	
GS300LZ/LD	82-83
GS300LF	1985
GS450GAZ/GAD Automatic	82-85
GS450LD	1983
GS450LF/LG/LH/LJ	85-88
GS450TX	1981
GS450TXD	1983
GS550LX/LZ	81-82
GS550MZ Katana	1982
GS550TX	1981
GR650D/XD Tempter	1983
GS650EZ	1982
GS650GLX/GLZ/GLD	81-83
GS650GZ/GD	82-83
GS650MD Katana	1983
GS700EF/ESF (not for Calif)	1985
GS750LX	1981
GS750SD Katana	1983
GS850GZ/GD	82-83
GS850GLX/GLZ/GLD	81-83
GS1000GLX	1981
GS1000SZ Katana	1982
GS1100GZ/GLZ/GKZ	82-84
GS1100SD Katana	1983

<b>SUZUKI® ATV</b>	
<b>18-4993</b> 44300-40B00	
LT80H~K5 Quad Runner	87-06
<b>18-4998</b> 44300-04450	
ALT50D/E Quad Runner	83-84
LT50E/F/G/H/J Quad Runner	84-87
JR50RD	1983

<b>SUZUKI® DUALSPORT/OFFROAD</b>	
<b>18-4982</b> 44300-28602	
TM75	74-76
TS75	75-77
TC100	73-77
TS100	73-77
TC125	72-77
TS125	71-72
GT185	73-77
TC185	75-77
TS185	71-76
TS250	71-76
TS400	73-77

<b>18-4984</b> 44300-22600	
DS80	1979
TS100	78-79
TS125	78-79
TC185	74-77
TS250	77-79

<b>18-4986</b> 44300-22071	
TS100	80-81
GN125	1983
GN125E	91-97
TS125	80-81
TS185	80-81
GN250	82-88
TS250	80-81

<b>18-4988</b> 44300-41370	
RM80	83-01
RM85	02-12
RM100	76-81
RM125	84-88
RM250	76-87
RM400	78-80
RM465	1982

RM500	83-84
-------	-------

**YAMAHA® STREET**

<b>18-4174</b> 26H-24500-00-00	
FZX700S/SC/T/TC	86-87
FZ750N/S/SC	85-86
FZ750U/JC	1988
FZR1000	90-95
FJ1200	89-93
XVZ12TK Venture, Venture Royal	1983
<b>18-4175</b> 447-24510-02-00 RH side only	
TX500/A	73-74
XS500B/C/D	75-77
XS1/XS1B/XS2-650	70-72
TX650/A	73-74
XS650B/C/D	75-77
TX750/A	73-74
<b>18-4155</b> 4WM-24500-00-00	
XVS1100 V-Stars (All)	99-09
XVZ13 Royal Stars	96-10
XVZ13 Royal Star Ventures	99-13
XV1600 Road Star	99-03
XV1700 Road Star	04-07

**YAMAHA® DUALSPORT/OFFROAD**

<b>18-4171</b> 498-24500-01-00, 438-24500-01-00, 214-24500-02-00	
DT100A/B	74-75
AT1B/AT1MB125	69-70
AT1C/AT1MX-125	1971
AT2 Enduro, AT2MX-125	72-73
DT125A/B Enduro	74-75
CT1/CT1B/CT1C/CT2/CT3-175 Enduro	69-73
DT175A/B	74-75
IT1750D/E	77-78
DT1 Enduro	68-71
DT2/DT3-250	72-76
DT250A/B/C Enduro	72-76
IT250D/E	77-78
DT360A Enduro	1974
RT1 360 Enduro, Offroad	70-73
DT/IT 400B/C	75-78
XT500 Dual Sport	76-81
<b>18-4170</b> 367-24500-04-00	
JT1/JT2MX-60 Offroad	71-72
JT1/JT2-60 Mini Enduro	71-72
DT80H/J/K Dual Sport	81-83
GT1-80 Dual Sport	1973
GT80A/B/C Dual Sport	74-76
GT80E/F/G Dual Sport	78-80
GTMX/GTMXA/GTMXB/GTMXC-80	73-76
GTMXD/GTMXE/GTMXF-80	77-79
MX80G/H/J	81-83
YZ80D/E/F	77-79
DT100D/E/F/G/H/J/K	77-83
MX100F/G/H/J/K	79-83

<b>18-4173</b> 2K5-24500-00-00	
YZ80G/H/J/K/L/N	80-85
YZ100E/F/G/H/J/K	78-83
YZ125E/F/G/H/J/K/L/N	78-85
YZ250D/E/F/G/H/J/K/L/N	77-85
YZ400D/E/F	77-79
YZ465G/H	80-81
YZ490J/K/L/N	82-85


**YAMAHA® YZ PETCOCK**

<b>18-4152</b> 3JD-24500-10-00	
YZ125 (all) (2-stroke)	89-11
YZ250 (all) (2-stroke)	89-11
<b>18-4149</b> 4DP-24500-01-00	
YZ80 (all) (2-stroke)	97-01
YZ85 (all) (2-stroke)	02-10
YZ250F (all) (4-stroke)	01-11
YZ400F (all) (4-stroke)	98-99
YZ426F (all) (4-stroke)	00-02
YZ450F (all) (4-stroke)	03-05

**PINGEL® POWER-FLO FUEL VALVES**

These top quality fuel valves feature an aluminum body only 1.25" tall. Their compact design and stainless steel components make a rugged replacement for those stock vacuum type fuel petcocks. Another advantage lies in their patented, full flow valves which offer better flow for racing applications. Available in satin & polished finish.

- 18-7167** 3/8" threaded body, **with single** 5/16" hose outlet with reserve function.
- 18-7137** Polished version of 18-7167
- 18-7201** 3/8" threaded body, **with dual** 5/16" hose outlets with reserve function.
- 18-7138** Polished version of 18-7201



**PINGEL® ADAPTER PLATES & NUTS**

Gas tanks requiring plates can use these to install the Pingel® gas valves. Just measure the distance between the two mounting holes of the gas tank you want to install the Pingel® gas valve on and order the matching adapter plate. Nuts allow you to fit Pingel® gas valves onto gas tanks with threaded bungs.

- PLATES**
- 18-7206** 3/8" NPT, 34mm center to center chrome adapter plate
  - 18-7216** 3/8" NPT, 44mm center to center chrome adapter plate
  - 18-7225** 3/8" NPT, 46mm center to center chrome adapter plate
  - 18-7226** 3/8" NPT, 50mm center to center chrome adapter plate
  - 18-5703** 3/8" NPT, 44mm center to center chrome angled adapter plate (for large carburetor clearance)
- NUTS**
- 18-7202** Adapts 7/8" or 22mm male tank bung to 3/8" NPT. (Stock H-D, 1975 and up)
  - 18-7204** Adapts 15/16" or 24mm bung to 3/8" NPT.





18-2727

18-2699

18-2698

18-2730

18-2697

18-5032

### K&L FUEL PETCOCK REPAIR KITS

Kit contains all necessary O-rings and diaphragms to rebuild one fuel petcock. Sold in kits. **Made in Japan.** *NOTE: DOES NOT*

*INCLUDE PLASTIC DIAPHRAGM SPACER BLOCK. KAWASAKI & YAMAHA APPLICATIONS WITH AN ASTERISK \* MAY REQUIRE LONGER BOLTS.*



HONDA® STREET APPLICATION	YEAR	REPAIR KIT	VALUE LINE	DIAP. ONLY
VTR250 Interceptor	88-90	18-2701	18-2701V	—
CB450SC Nighthawk	85-86	18-2701	18-2701V	—
CMX450C Rebel	86-87	18-2701	18-2701V	—
CX500C Custom	81-82	18-2701	18-2701V	—
CX500D Deluxe	81-82	18-2701	18-2701V	—
FT500 Ascot	82-83	18-2701	18-2701V	—
GL500I Silverwing Interstate	81-82	18-2701	18-2701V	—
VT500C Shadow	83-86	18-2701	18-2701V	—
VT500FT Ascot	1984	18-2701	18-2701V	—
CB550SC Nighthawk	1983	18-2701	18-2701V	—
VT600C/CD/CD2 Shadow	99-06	18-5012	18-5012V	—
XL600V Transalp	89-90	18-2701	18-2701V	—
CB650SC Nighthawk	83-85	18-2701	18-2701V	—
CX650C Custom	1983	18-2701	18-2701V	—
GL650I Silverwing Interstate	1983	18-2701	18-2701V	—
CB700SC Nighthawk	84-86	18-2701	18-2701V	—
VF700S Sabre	84-85	18-2701	18-2701V	—
CB750 Nighthawk 750	91-93	18-5245	18-5245V	—
CB750 Nighthawk 750	95-04	18-5245	18-5245V	—
CB750FI	97-99,01	18-5245	18-5245V	—
PC800 Pacific Coast	89-98	18-5255	18-5255V	—
CBR1000F Hurricane	90-91	18-5254	18-5254V	—
CBR1000F Hurricane	93-96	18-5254	18-5254V	—
VTR1000F Superhawk	97-05	18-5015	18-5015V	—
CBR1100XX Blackbird	97-98	18-5015	18-5015V	—
ST1100	91-02	18-4356	18-4356V	—
ST1100A (ABS)	92-02	18-4356	18-4356V	—
ST1100P Police	2003	18-4356	18-4356V	—
GL1500 Goldwing (ALL)	88-00	18-4356	18-4356V	—
GL1500C/CD Valkyrie	97-03	18-5018	18-5018V	—
GL1500CF Valkyrie Interstate	97-04	18-5018	18-5018V	—
GL1500CT Valkyrie Tourer	97-00	18-5018	18-5018V	—

KAWASAKI® STREET APPLICATION	YEAR	REPAIR KIT	VALUE LINE	DIAP. ONLY
EX250E1/E2 Ninja 250R	86-87	18-2723	18-2723V	18-6635
EX250F Ninja 250R	88-07	18-2702	18-2702V	18-6638
EX250J Ninja 250R	08-12	18-2763	18-2763V	18-6639
KH250A5 (two stroke triple)	1976	18-2712	18-2712V	—
KZ250L1 CSR	1982	18-2706	18-2706V	—
KZ250W1 LTD	1983	18-2706	18-2706V	—
S1A/B/C-250 (two stroke triple)	73-75	18-2712	18-2712V	—
EX305B1 GPz	1983	18-2706	18-2706V	—
KZ305A1/A2 CSR	81-82	18-2706	18-2706V	—
KZ305B LTD Belt (manual, US)	87-88	18-2706	18-2706V	—
KZ305B LTD Belt (vacuum, Calif.)	87-88	18-2723	18-2723V	18-6635
KZ305B1 LTD	81-82	18-2706	18-2706V	—
S2/A-350 (two stroke triple)	72-73	18-2712	18-2712V	—
KH400A3/A4 (two stroke triple)	76-77	18-2712	18-2712V	—

KAWASAKI® STREET APPLICATION	YEAR	REPAIR KIT	VALUE LINE	DIAP. ONLY
S3/A-400 (two stroke triple)	74-75	18-2712	18-2712V	—
KZ440A1/A2/A3/A4 LTD	80-83	18-2698	18-2698V	18-6634
KZ440B1/B2	80-81	18-2698	18-2698V	18-6634
KZ440D1/D2/D3/D4/D5 LTD Belt	80-84	18-2698	18-2698V	18-6634
EN450A1 LTD 454	85-90	18-2723	18-2723V	18-6635
EN500 Vulcan500	96-09	18-2763	18-2763V	18-6639
EN500A1~A7 Vulcan 500	90-96	18-2723	18-2723V	18-6635
EX500 Ninja 500	87-09	18-2723	18-2723V	18-6635
KZ550A1/A2/A3/A4	80-83	18-2698	18-2698V	18-6634
KZ550C1/C2/C3/C4 LTD	80-83	18-2698	18-2698V	18-6634
KZ550D1 GPz	1981	18-2698	18-2698V	18-6634
KZ550F1/F2 Spectre & LTD	83-84	18-2723	18-2723V	18-6635
KZ550H1/H2 GPz	82-83	18-2723	18-2723V	18-6635
ZR550B1/B2	90-91	18-2763	18-2763V	18-6639
ZX550A1/A2 GPz	84-85	18-2723	18-2723V	18-6635
KL600/KLR600	84-86	18-2706	18-2706V	—
ZL600A1/A2 Eliminator	86-87	18-2698	18-2698V	18-6634
ZL600B2/B3 Eliminator 600	96-97	18-2698	18-2698V	18-6634
ZX600 Ninja 600R/RX	85-87	18-2723	18-2723V	18-6635
ZX600 Ninja ZX-6R	98-01	18-5032	18-5032V	—
ZX600C1~C10 Ninja 600R	88-97	—	—	18-6635
ZX600D1/D2/D3/D4 Ninja ZX-6	90-93	18-2734	18-2734V	18-6638
ZX600E ZZR600	03-04	18-2728	—	—
ZX600E1~E10 Ninja ZX-6	93-02	18-2728	—	—
ZX600F1/F2/F3 Ninja ZX-6R	95-97	18-2728	—	—
ZX600J Ninja ZX6R	00-02	18-5032	18-5032V	—
ZX600J ZZR600	05-08	18-5032	18-5032V	—
KL650 KLR650	87-11	18-2723	18-2723V	18-6635
KZ650B3	1979	18-2699	18-2699V	18-6633
KZ650E1/F1	1980	18-2699	18-2699V	18-6633
KZ650H1 CSR	1981	18-2698	18-2698V	18-6634
KZ650H2/H3 CSR	82-83	18-2699	18-2699V	18-6633
KZ700A1	1984	18-2699	18-2699V	18-6633
VN700A1 Vulcan	1985	18-2723	18-2723V	18-6635
ZN700A1/A2 LTD	84-85	18-2723	18-2723V	18-6635
KZ750B1/B2/B3/B4 (2 cylinder)	76-79	18-2712	18-2712V	—
KZ750E1/E2/E3	80-82	18-2699	18-2699V	18-6633
KZ750F1 LTD	1983	18-2723	18-2723V	18-6635
KZ750G1 LTD (2 cylinder)	1980	18-2712	18-2712V	—
KZ750H1/H2/H3/H4 LTD	80-83	18-2699	18-2699V	18-6633
KZ750K1 LTD (2 cylinder)	1983	18-2698	18-2698V	18-6634
KZ750L3	1983	18-2699	18-2699V	18-6633
KZ750M1 CSR (2 cylinder)	1982	18-2698	18-2698V	18-6634
KZ750N1/N2 Spectre	82-83	18-2723	18-2723V	18-6635
KZ750R1 GPz	1982	18-2699	18-2699V	18-6633
VN750A2-A21,A6F Vulcan	86-06	18-2723	18-2723V	18-6635
ZR750C1/C2/C3	91-93	18-2763	18-2763V	18-6639
ZR750H1-H5 ZR7S	01-05	18-2763	18-2763V	18-6639
ZR750H2 ZR-7	2000	18-2763	18-2763V	18-6639
ZX750A1/A2/A3 GPz	83-85	18-2699	18-2699V	18-6633
ZX750F1/F2/F3/F4 Ninja 750R	87-90	18-2734	18-2734V	18-6638
ZX750H2 Ninja ZX-7	1990	18-2728	—	—
ZX750Ninja ZX-7 /ZX-7R	96-03	18-2379	—	—
VN800A/B Vulcan, Vulcan Classic	95-05	18-5023	18-5023V	—

EQUIPMENT & TOOLS

HARD PARTS

CARB & FUEL

IGNITION/ELECTRICAL

CONTROL

SUSPENSION

ACCESSORIES

MARINE

EQUIPMENT & TOOLS

KAWASAKI® STREET APPLICATION	YEAR	REPAIR KIT	VALUE LINE	DIAP. ONLY
VN800C Drifter	99-06	18-5023	18-5023V	—
KZ900A4/A5	76-77	18-2712	18-2712V	—
KZ900B1 LTD	1976	18-2712	18-2712V	—
Z1/A/B-900	73-75	18-2712	18-2712V	—
ZL900A1/A2 Eliminator	85-86	18-2704	18-2704V	18-6633
ZX900 ZX-9R*	98-03	18-5032	18-5032V	—
ZX900A1/A2/A3 Ninja	84-86	18-2699	18-2699V	18-6633
ZX900B1/B2/B3/B4 Ninja ZX-9R	94-97	18-2727	18-2727V	—
KZ1000A1	1977	18-2712	18-2712V	—
KZ1000B1/B2/B3/B4 LTD	77-80	18-2712	18-2712V	—
KZ1000C1 Police (manual petcock)	1978	18-2712	18-2712V	—
KZ1000D1 Z1R	1978	18-2712	18-2712V	—
KZ1000D3 Z1R	1980	18-2712	18-2712V	—
KZ1000E1/E2 Shaft ST	79-80	18-2703	18-2703V	—
KZ1000G1 LTD Classic	1980	18-2712	18-2712V	—
KZ1000J1/J2	81-82	18-2703	18-2703V	—
KZ1000K1/K2 LTD	81-82	18-2699	18-2699V	18-6633
KZ1000M1/M2 CSR	81-82	18-2699	18-2699V	18-6633
KZ1000P1~P24 Police	82-05	18-2699	18-2699V	18-6633
KZ1000R1/R2 Replica	82-83	18-2703	18-2703V	—
ZG1000 Concours	86-06	18-2704	18-2704V	18-6633
ZL1000A1 Eliminator	1987	18-2704	18-2704V	18-6633
ZX1000A1/A2 Ninja 1000R	86-87	18-2704	18-2704V	18-6633
KZ1100A1/A2/A3 Shaft	81-83	18-2703	18-2703V	—
KZ1100D1/D2 Spectre	82-83	18-2699	18-2699V	18-6633
KZ1100L1 LTD	1983	18-2699	18-2699V	18-6633
ZN1100B1/B2 LTD 1100	84-85	18-2699	18-2699V	18-6633
ZR1100 C3/C4 ZRX1100	99-00	18-5023	18-5023V	—
ZR1100A1/A2	92-93	18-2763	18-2763V	18-6639
ZR1100A3/A4 (Canadian model)	94-95	18-2763	18-2763V	18-6639
ZX1100C/D Ninja ZX-11	90-01	18-2728	—	—
ZX1100A1/A2 GPZ	83-84	18-2712	18-2712V	—
ZX1100E1/E2/E3 GPz	95-97	18-5023	18-5023V	—
ZX1100F1 GPz (ABS)	1996	18-5023	18-5023V	—
ZR1200 ZRX	00-06	18-5023	18-5023V	—
VN1500D/E Vulcan Classic	96-04	18-2727	18-2727V	—
VN1800 A1-A4	95-98	18-5023	18-5023V	—
VN1800 B1-B3	96-03	18-5023	18-5023V	—

HARD PARTS

CARB & FUEL

IGNITION/ELECTRICAL

CONTROL

SUSPENSION

ACCESSORIES

MARINE

KAWASAKI® ATV APPLICATION	YEAR	REPAIR KIT	VALUE LINE	DIAP. ONLY
KLF110A1/A2 Mojave*	87-88	18-2709	18-2709V	—
KLF110B1/B2 Mojave*	87-88	18-2709	18-2709V	—
KLT110A1/A2/A3	84-86	18-2706	18-2706V	—
KLT160A1	1985	18-2706	18-2706V	—
KLT185A1/A2	86-87	18-2706	18-2706V	—
KLF220A1~A15 Bayou 220*	88-02	18-2709	18-2709V	—
KLF250A1/A2 Bayou 250*	03-05	18-2709	18-2709V	—
KLF250A Bayou	06-11	18-2709	18-2709V	—
KSF250A1~A17 Mojave 250*	87-03	18-2709	18-2709V	—
KSF250A18 KXF250 Mojave*	04-05	18-2709	18-2709V	—
KXF250A1/A2 Tecate 4	87-88	18-2709	18-2709V	—
KXT250A1/A2 Tecate 3	84-85	18-2709	18-2709V	—
KXT250B1/B2 Tecate 3	86-87	18-2709	18-2709V	—
KEF300A1~A6 Lakota 300	95-00	18-2709	18-2709V	—
KEF300B1/B2/B3 Lakota Sport	01-03	18-2709	18-2709V	—
KLF300A1/A2 Bayou	86-87	18-2706	18-2706V	—
KLF300B1~B17 Bayou 300*	88-05	18-2709	18-2709V	—
KLF300C1~C16 Bayou 300 4x4*	89-05	18-2709	18-2709V	—
KLF400B1~B7 Bayou 400 4x4	93-99	18-2709	18-2709V	—
KVF400A1/A2 Prairie 400 4x4*	97-98	18-2727	18-2727V	—
KVF400C Prairie 400 4X4*	99-02	18-2727	18-2727V	—
KVF400B1/D1~D4 Prairie 400*	98-02	18-2727	18-2727V	—
KVF650A1/A2/B1/B2 Prairie	02-03	18-2727	18-2727V	—

KAWASAKI® DUALSPORT/OFFROAD APPLICATION	YEAR	REPAIR KIT	VALUE LINE	DIAP. ONLY
KX65A1/A2/A3/A4/A5/A6	00-05	18-2727	18-2727V	—
KD80N1/N2/N3	88-90	18-2706	18-2706V	—
KX85A1/A2/A3/A4/A5*	01-05	18-2727	18-2727V	—

KAWASAKI® DUALSPORT/OFFROAD APPLICATION	YEAR	REPAIR KIT	VALUE LINE	DIAP. ONLY
KX100C1/C2/C3*	98-00	18-2727	18-2727V	—
KX100D1/D2/D3/D4/D5*	01-05	18-2727	18-2727V	—
KLX110	02-12	18-2727	18-2727V	—
KLX110L	10-12	18-2727	18-2727V	—
F11/A/B-250 Enduro	73-75	18-2712	18-2712V	—
KX125	92-02	18-2727	18-2727V	—
KX125M1/M2/M3	03-05	18-5257	—	—
KDX200C1/C2/C3	86-06	18-2709	18-2709V	—
KDX200E1~E6	89-94	18-2709	18-2709V	—
KDX200H1-H11,H6F	95-06	18-2709	18-2709V	—
KDX220A4~A12	97-05	18-2709	18-2709V	—
KDX250D1/D2/D3/D4	91-94	18-2709	18-2709V	—
KL250D1~D22 KLR250	85-05	18-2706	18-2706V	—
KLX250D2/D3/D4	94-96	18-2727	18-2727V	—
KLX250S/SF	08-10	18-5025	—	—
KX250J1/J2	92-93	18-2727	18-2727V	—
KX250K1/K2/K3/K4/K5	94-98	18-2727	18-2727V	—
KX250L1/L2/L3/L4	99-02	18-2727	18-2727V	—
KX250M1/M2	03-04	18-5257	—	—
KX250N1/N2 KX250F	04-05	18-5257	—	—
KX250R1/R6F/R7F	05-07	18-5257	—	—
KLX300A2~A10	97-05	18-2727	18-2727V	—
KLX400SR	03-04	18-5038	18-5038V	—
KL600A1/B1/B2 KLR600	84-86	18-2706	18-2706V	—
KL650 KLR650	87-12	18-2723	18-2723V	18-6635
KL650B2 Tengai KLR	1990	18-2723	18-2723V	—
KLX650A1/A2/A3 Offroad	93-95	18-2709	18-2709V	—
KLX650D1 Offroad	1996	18-2709	18-2709V	—

SUZUKI® STREET APPLICATION	YEAR	REPAIR KIT	VALUE LINE	DIAP. ONLY
GZ250	99-10	18-2763	18-2763V	18-6639
GS300LZ/LD	82-83	18-4344	18-4344V	18-6636
GS300LF	1985	18-4344	18-4344V	18-6636
GS400B/XB/C/XC	77-78	18-4354	18-4354V	18-6637
GS425N/EN/LN	1979	18-4354	18-4354V	18-6637
GS450E	80-82	18-4324	18-4324V	—
GS450ED	1983	18-4344	18-4344V	18-6636
GS450GAZ/GAD Automatic	82-83	18-4344	18-4344V	18-6636
GS450GAF Automatic	1985	18-4344	18-4344V	18-6636
GS450LD	1983	18-4344	18-4344V	18-6636
GS450LF/LG/LH/LJ	85-88	18-4344	18-4344V	18-6636
GS450S	80-81	18-4324	18-4324V	—
GS450TX/TZ	81-82	18-4344	18-4344V	18-6636
GS450TXZ/TXD	82-83	18-4344	18-4344V	18-6636
GS550ES3/ESE/EF/ESF/ESG	83-86	18-4344	18-4344V	18-6636
GS550LT	1980	—	—	18-6637
GS550LX/LZ	81-82	18-4344	18-4344V	18-6636
GS550LF/LG	85-86	18-4344	18-4344V	18-6636
GS550MZ Katana	1982	18-4344	18-4344V	18-6636
GS550TX	1981	18-4344	18-4344V	18-6636
GSF600S Bandit	96-03	18-2763	18-2763V	18-6639
GSX600F Katana	88-06	18-2767	18-2767V	18-6641
GSXR600WN/WP	92-93	18-4355	18-4355V	18-6637
GSX-R600V/W/X/Y	97-00	18-2812	18-2812V	18-6640
GR650D/XD Tempter	1983	18-4344	18-4344V	18-6636
GS650EX/EZ	81-82	18-4344	18-4344V	18-6636
GS650GX/GZ/GD	81-83	18-4344	18-4344V	18-6636
GS650GLX/GLZ/GLD	81-83	18-4344	18-4344V	18-6636
GS650MD Katana	1983	18-4344	18-4344V	18-6636
SV650/S	99-02	18-2812	18-2812V	18-6640
GS700EF/ESF	1985	18-4344	18-4344V	18-6636
GS750B/C/EC/N/EN	77-79	18-4354	18-5354V	18-6637
GS750ET	1980	—	—	18-6637
GS750EX/EZ/ED/ESD	81-83	18-4344	18-4344V	18-6636
GS750LT	1980	—	—	18-6637
GS750LX	1981	18-4344	18-4344V	18-6636
GS750SD Katana	1983	18-4344	18-4344V	18-6636
GS750TZ/TD	82-83	18-4344	18-4344V	18-6636

SUZUKI® STREET APPLICATION	YEAR	REPAIR KIT	VALUE LINE	DIAP. ONLY
GSX750F Katana	89-06	18-2767	18-2767V	18-6641
GSX-R750	86-87	18-4344	18-4344V	18-6636
GSX-R750J/K/L/M/N	88-92	18-4355	18-4355V	18-6637
GSX-R750WP	1993	18-4355	18-4355V	18-6637
GSX-R750TV	96-97	18-2812	18-2812V	18-6640
GS850GN/GT/GX	79-81	18-4354	18-4354V	18-6637
GS850GLT	1980	—	—	18-6637
GS850GLX/GLZ/GLD	81-83	18-4344	18-4344V	18-6636
GS1000C/EC/N/EN/SN	78-79	18-4354	18-4354V	18-6637
GS1000ET	1980	—	—	18-6637
GS1000GT/GX	80-81	18-4354	18-4354V	18-6637
GS1000GLT	1980	—	—	18-6637
GS1000GLX	1981	18-4344	18-4344V	18-6636
GS1000L	1979	18-4324	18-4324V	—
GS1000ST	1980	—	—	18-6637
GS1000SZ	1982	18-4344	18-4344V	18-6636
GS1100ET	1980	—	—	18-6637
GS1100EX/EZ/ED/ESD	81-83	18-4344	18-4344V	18-6636
GS1100GZ/GLZ/GD/GLD	82-83	18-4344	18-4344V	18-6636
GS1100GKZ/GK2/GKD/GKE	82-84	18-4344	18-4344V	18-6636
GS1100LT	1980	—	—	18-6637
GS1100SD Katana	1983	18-4344	18-4344V	18-6636
GSX-R1100G/H/J	86-88	18-4344	18-4344V	18-6636
GSX-R1100K/L/M/N	89-92	18-4355	18-4355V	18-6637
GSX-R1100WP/WR	93-94	18-4355	18-4355V	18-6637
GS1150ES3/ESE/EF/ESF	83-85	18-4344	18-4344V	18-6636
GSF1200S Bandit	97-00	18-2763	18-2763V	18-6639
GSF1200 Bandit	97-00	18-2763	18-2763V	18-6639
GSF1200S Bandit	01-05	18-5023	18-5023V	—

SUZUKI® DUALSPORT/OFFROAD APPLICATION	YEAR	REPAIR KIT	VALUE LINE	DIAP. ONLY
DR250L/M/N/P Offroad	90-93	18-2727	18-2727V	—
DR250SEP/SER/SES Dual Sport	93-95	18-2730	18-2730V	—
RM-Z250K4/K5	04-05	18-5257	—	—
DR350L~X Offroad	90-99	18-2727	18-2727V	—
DR350S	90-92	—	—	18-6639
DR350S	93-99	18-2763	18-2763V	18-6639
DRZ400S	00-12	18-5038	18-5038V	18-6639
DRZ400SM Supermoto	05-09	18-5038	18-5038V	18-6639
DR6R50ES	96-17	18-2763	18-2763V	—

TRIUMPH® STREET APPLICATION	YEAR	REPAIR KIT	VALUE LINE	DIAP. ONLY
Daytona 1000	92-93	18-2842	—	18-6640
Daytona 1200 (Carbs)	93-06	18-2842	—	18-6640
Street Triple 1050 (Carbs)	94-96	18-2842	—	18-6640
Sprint (Carbs)	93-98	18-2842	—	18-6640
Trident	91-98	18-2842	—	18-6640
Trophy 900	91-04	18-2842	—	18-6640

YAMAHA® STREET APPLICATION	YEAR	REPAIR KIT	VALUE LINE	DIAP. ONLY
SR250G/H/J Exciter	80-82	18-2698	18-2698V	18-6634
SR250TH Exciter	1981	18-2698	18-2698V	18-6634
XS360C/D/2D	76-77	18-2697	18-2697V	18-6637
XS400D/2E	1977	18-2697	18-2697V	18-6637
XS400E/F/2F/G/H	78-81	18-2699	18-2699V	18-6633
XS400J/K Maxim	82-83	18-2698	18-2698V	18-6634
XS400RJ/RK Seca	82-83	18-2698	18-2698V	18-6634
XS400SG/SH Special	80-81	18-2699	18-2699V	18-6633
SR500E/F/G/H	78-81	18-2697	18-2697V	18-6637
XS500E	1978	18-2697	18-2697V	18-6637
XV535 Virago	93-00	18-2727	18-2727V	—
XJ550H/J/K Maxim	81-83	18-2698	18-2698V	18-6634
XJ550RH/RJ/RK Seca	81-83	18-2698	18-2698V	18-6634
XZ550RJ/RK Vision	82-82	18-2698	18-2698V	18-6634
FJ600L/LC/N/NC	84-85	18-2698	18-2698V	18-6634
FZ600S/T/U/UC	86-88	18-2730	18-2730V	18-6639
FZ600W/WC/A/AC	89-99	18-2727	18-2727V	—
XJ600SD/SDC~SK/SKC Seca II	92-98	18-2777	18-2777V	18-6639

YAMAHA® STREET APPLICATION	YEAR	REPAIR KIT	VALUE LINE	DIAP. ONLY
YZF-600R	97-07	18-5032	18-5032V	—
XJ650G/H/J/K Maxim	80-83	18-2698	18-2698V	18-6634
XJ650LH Midnight Maxim	1981	18-2698	18-2698V	18-6634
XJ650RJ Seca	1982	18-2698	18-2698V	18-6634
XS6502F	1979	18-2699	18-2699V	18-6633
XS650E	1978	18-2697	18-2697V	18-6637
XS650G/H Special II	80-81	18-2699	18-2699V	18-6633
XS650SH/SJ/SK Heritage	81-83	18-2699	18-2699V	18-6633
XVS650 V-Star (all)	98-11	18-2727	18-2727V	—
XJ700N/NC/S/SC Maxim	85-86	18-2699	18-2699V	18-6633
XJ700XN/XNC/XS/XSC Maxim X	85-86	18-2699	18-2699V	18-6633
XV700 Virago	84-87	18-2698	18-2698V	18-6634
XJ750RH/RJ/RK Seca	81-83	18-2698	18-2698V	18-6634
XS750D/2D/E/F	77-79	18-2697	18-2697V	18-6637
XS750SE* after frame no. 311211	1978	18-2699	18-2699V	18-6633
XS750SF	1979	18-2699	18-2699V	18-6633
XV750H/J/K Virago	81-83	18-2698	18-2698V	18-6634
XV750MK Midnight Virago	1983	18-2698	18-2698V	18-6634
XV750U/UC~K1/KC1 Virago	88-98	18-2774	18-2774V	—
TDM850	92-93	18-2727	18-2727V	—
XS850SG/SH Special	80-81	18-2699	18-2699V	18-6633
XJ900RK Seca	1983	18-2699	18-2699V	18-6633
XV920J/K Virago	82-83	18-2698	18-2698V	18-6634
XV920MK Midnight Virago	1983	18-2698	18-2698V	18-6634
XV920RH/RJ/RK	81-83	18-2698	18-2698V	18-6634
FZS1000 FZ-1	01-05	18-2727	18-2727V	—
YZF1000R	1997	18-2727	18-2727V	—
YZFR1 YZF-R1	98-01	18-2727	18-2727V	—
XJ1100J Maxim	1982	18-5100	18-5100V	18-6633
XS1100E/F/G/H	78-81	18-2697	18-2697V	18-6637
XS1100LG/LH Special	80-81	18-5100	18-5100V	18-6633
XS1100SF/SG/SH Midnight Special	79-81	18-5100	18-5100V	18-6633
XVS1100 V-Star (all)	99-09	18-2727	18-2727V	—
FJ1200	86-87	18-5596	—	—
XJR1200	95-97	18-5023	18-5023V	—
XJR1300	99-06	18-5023	18-5023V	—
XVS1300 V-Star	07-11	18-2727	18-2727V	—
XVZ1300 Royal Star (all)	96-12	18-2727	18-2727V	—
XVZ1300TF Royal Star Venture	2000	18-2727	18-2727V	—
XV1600 Road Star (all)	99-03	18-2727	18-2727V	—
XV1700 Road Star (all)	04-07	18-2727	18-2727V	—

YAMAHA® ATV APPLICATION	YEAR	REPAIR KIT	VALUE LINE	DIAP. ONLY
YFM50R Raptor	04-08	18-2727	18-2727V	—
YF60S Moto-4	1985	18-2727	18-2727V	—
YT60L/N Tri-Zinger	84-85	18-2727	18-2727V	—
YFM80 Badger	97-01	18-2727	18-2727V	—
YFM80D/E/F/G/H Moto-4	92-96	18-2727	18-2727V	—
YFM80G Grizzly	05-08	18-2727	18-2727V	—
YFM80N/S/T/U Moto-4	85-88	18-2727	18-2727V	—
YFM80R Raptor	02-08	18-2727	18-2727V	—
YFA1 Breeze	89-04	18-2727	18-2727V	—
YFM100T/U/W/A/B Champ	87-91	18-2727	18-2727V	—
YFM125G Grizzly	04-11	18-2727	18-2727V	—
YFM200D Moto-4	86-89	18-2727	18-2727V	—
YFM200N Moto-4	1985	18-2727	18-2727V	—
YFS200 Blaster	88-06	18-2727	18-2727V	—
YFS200 Blaster	88-95	18-2727	18-2727V	—
YFS200 Blaster	96-04	18-2727	18-2727V	—
YTM200 Tri-Moto	83-85	18-2727	18-2727V	—
YFM225S/T/U Moto-4	86-88	18-2727	18-2727V	—
YFU1W/TW (230cc) Pro-Hauler	1989	18-2727	18-2727V	—
YFB250UH/UJ/UK Timberwolf	92-00	18-2727	18-2727V	—
YFM250 BigBear	07-09	18-2727	18-2727V	—
YFM250B Bruin	05-06	18-2727	18-2727V	—
YFM250W/A/B Moto-4	89-91	18-2727	18-2727V	—
YFM250X BearTracker	99-04	18-2727	18-2727V	—
YFM350 Bruin	05-06	18-2727	18-2727V	—

EQUIPMENT & TOOLS

HARD PARTS

CARB & FUEL

IGNITION/ELECTRICAL

CONTROL

SUSPENSION

ACCESSORIES

MARINE



EQUIPMENT & TOOLS

YAMAHA® ATV APPLICATION	YEAR	REPAIR KIT	VALUE LINE	DIAP. ONLY
YFM350ER Moto-4	87-95	18-2727	18-2727V	—
YFM350F Big Bear 4WD Hunting	1999	18-2727	18-2727V	—
YFM350F Big Bear 4x4	97-98	18-2727	18-2727V	—
YFM350FW Big Bear 4WD	1999	18-2727	18-2727V	—
YFM350FWT~FWJ Big Bear	87-97	18-2727	18-2727V	—
YFM350FX Wolverine	95-98	18-2727	18-2727V	—
YFM350FX Wolverine	01-05	18-2727	18-2727V	—
YFM350R Raptor	05-11	18-2727	18-2727V	—
YFM350U Big Bear 2WD	96-99	18-2727	18-2727V	—
YFM350XT~XS/XSC Warrior	87-05	18-2727	18-2727V	—
YFZ350 Banshee	87-06	18-2727	18-2727V	—
YFM400 BigBear	02-04	18-2727	18-2727V	—
YFM400 Kodiak	98-03	18-2727	18-2727V	—
YFM400F Kodiak	93-99	18-2727	18-2727V	—
YFM400FG Grizzly	07-08	18-2727	18-2727V	—
YFM400FWN Buckmaster 4WD	00-01	18-2727	18-2727V	—
YFM400N Big Bear 2WD	00-01	18-2727	18-2727V	—
YFM450FA Kodiak	03-06	18-2727	18-2727V	—
YFM450FG Grizzly	07-11	18-2727	18-2727V	—
YFM450FX Wolverine	07-10	18-2727	18-2727V	—
YFZ450	04-09	18-2727	18-2727V	—
YFM600F Grizzly Hunter Edition	2001	18-2727	18-2727V	—
YFM600FW Grizzly	98-99	18-2727	18-2727V	—
YFM600FWAM/FWAMC Grizzly	2000	18-2727	18-2727V	—
YFM600HM/HMC Grizzly Hunting	2000	18-2727	18-2727V	—
YFM660F Grizzly (All)	02-08	18-2727	18-2727V	—
YFM660R Raptor (All)	01-05	18-2727	18-2727V	—

HARD PARTS

CARB & FUEL

IGNITION/ELECTRICAL

YAMAHA® DUALSPORT/OFFROAD APPLICATION	YEAR	REPAIR KIT	VALUE LINE	DIAP. ONLY
PW80 Y-Zinger	93-06	18-2727	18-2727v	—
YZ85	93-11	18-2727	18-2727v	—
TT-R90N/P/R/S/ES/ET Offroad	01-05	18-2727	18-2727v	—
TT90RM/RMC Offroad	2000	18-2727	18-2727v	—
TTR90	01-07	18-2727	18-2727v	—
RT100A Offroad	1990	18-2727	18-2727v	—
RT100D/E/F/G/H/J/K/L/M	92-00	18-2727	18-2727v	—
TTR125 ALL	00-09	18-2727	18-2727v	—
YZ125D1/E1/F1/G1/H1/K1	92-06	18-2727	18-2727v	—
TW200 Trailway	91-11	18-2727	18-2727v	—
TT-R225N/NC/P/PC/R/RC/S/SC	01-04	18-2727	18-2727v	—
XT225 Serrow(Dual Sport)	92-05	18-2727	18-2727v	—
TTR230	05-11	18-2727	18-2727v	—
TT-R250N/NC~T/TC	01-05	18-2727	18-2727v	—
TTR250	99-06	18-2727	18-2727v	—
WR250FN/FP/FR/FS	01-06	18-2727	18-2727v	—
WR250ZD Offroad	92-97	18-2727	18-2727v	—
YZ250E1/F1/G1/H1/J1/K1	93-98	18-2727	18-2727v	—
YZ250F	02-11	18-2727	18-2727v	—
YZ250L/M/N/P/R/S1 /T	99-06	18-2727	18-2727v	—
XT350	94-00	18-2727	18-2727v	—
WR400FK/FL/FM Offroad 4-stroke	98-00	18-2727	18-2727v	—
YZ400FK/FL Offroad 4-stroke	98-99	18-2727	18-2727v	—
WR426FN/FP Offroad 4-stroke	01-02	18-2727	18-2727v	—
YZ426FN/FP Offroad 4-stroke	01-02	18-2727	18-2727v	—
WR450FR/FS	03-06	18-2727	18-2727v	—
YZ450F	03-09	18-2727	18-2727v	—
WR500ZD/ZE	92-93	18-2727	18-2727v	—
XT600	90-94	18-2727	18-2727v	—

CONTROL

SUSPENSION

ACCESSORIES

MARINE



**K&L SUPPLY CO.**  
SINCE 1968

**THE BEST  
IN THE  
INDUSTRY**

**20th Anniversary Issue • 1968 •**

**K&L**

### K&L FUEL PETCOCK SHOP REPAIR KIT

This Fuel Petcock Shop Repair kit covers most Japanese made vacuum operated Fuel Petcocks. (Kawasaki, Suzuki, & Yamaha).

Kit includes the following:

Fuel Petcock Diaphragms (qt 1 each)	<b>18-6633, 18-6634, 18-6635, 18-6636, 18-6637, 18-6638, 18-6639, 18-6640, 18-6641, 18-6642</b>
Fuel Tap Valve Rubber Gasket (qt 1 pk/5)	<b>18-6643, 18-6644, 18-6645, 18-6646</b>
Diaphragm Cover Screw	<b>33-7827 Pk/25</b>
Tap Lever Cover Screw	<b>33-7828 Pk/50</b>
O-Ring for Diaphragm	<b>35-5628 Pk/5</b>
O-Ring for Tap Lever	<b>18-6657 Pk/5</b>
K&L Fuel Petcock Shop Repair Kit. All contained in an 18 compartment plastic storage box. <b>Made in Japan.</b>	<b>18-2694</b>



18-2694

### REPLACEMENT FUEL PETCOCK DIAPHRAGMS Sold Each.

<b>18-6633</b>	Diaphragm DIA-401:	Kawasaki/Yamaha
<b>18-6634</b>	Diaphragm DIA-402:	Kawasaki/Yamaha
<b>18-6635</b>	Diaphragm DIA-403:	Kawasaki
<b>18-6636</b>	Diaphragm DIA-0:	Suzuki/Yamaha
<b>18-6637</b>	Diaphragm DIA-1:	Suzuki/Yamaha
<b>18-6638</b>	Diaphragm DIA-3:	Kawasaki
<b>18-6639</b>	Diaphragm DIA-4:	Kawasaki
<b>18-6640</b>	Diaphragm DIA-5:	Suzuki
<b>18-6641</b>	Diaphragm DIA-6:	Suzuki
<b>18-6642</b>	Diaphragm DIA-7:	Suzuki

### DIAPHRAGM O-RING-SOLD pk/5.

**35-5628** O-Ring 4.0 x 2.0mm (not shown)



### K&L FUEL PETCOCK TAP MOUNT O-RINGS

Replacement sealing o-ring that mounts between fuel tank and fuel petcock. **Made in Japan.** Available as a shop kit and in pk/5

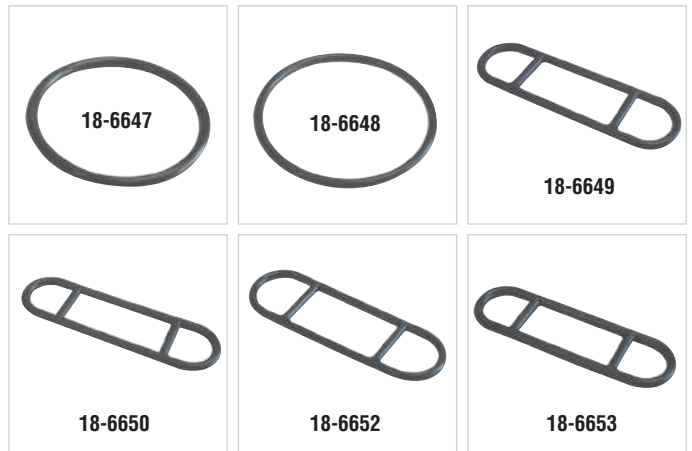
**18-6654** Fuel Petcock Tap Mount O-Ring Shop Kit. Includes 1 pk of each part number listed below and plastic storage box.

### REPLACEMENT FUEL PETCOCK TAP MOUNT O-RINGS

Sold pk/5.



<b>18-6647</b>	Kawasaki 51039-003, Yamaha 2W6-24512-00-00
<b>18-6648</b>	Kawasaki 51039-010, Yamaha 2G2-24512-00-00
<b>18-6649</b>	Suzuki (OEM Ref, P/N not available)
<b>18-6650</b>	Yamaha 1J7-24512-00-00
<b>18-6652</b>	Kawasaki 92055-1112
<b>18-6653</b>	Suzuki 44305-17C00



### REPLACEMENT FUEL TAP VALVE RUBBER GASKET Sold pk/5.

<b>18-6643</b>	Fuel Tap Valve Gasket: Kaw/Suz/Yam, Kaw-11009-1194	<b>28.50mm x 2.43mm</b>
<b>18-6644</b>	Fuel Tap Valve Gasket: Kaw-11009-1188 and Yam-3H3-24523-00-00	<b>22.60mm x 2.39mm</b>
<b>18-6645</b>	Fuel Tap Valve Gasket: Kaw 43049-1066	<b>23.00mm x 2.38mm</b>
<b>18-6646</b>	Fuel Tap Valve Gasket: Kaw-43049-1017	<b>18.80mm x 2.43mm</b>

### DIAPHRAGM COVER SCREW Soldpk/25.

**33-7827** Phillips Flat Head Screw 4 x 14mm Kaw-220B0414

### TAP LEVER COVER SCREW Sold pk/50.


**33-7828** Phillips Pan Head Screw 3 x 8mm Kaw-220B0308



### GENUINE MIKUNI FLOAT VALVE FILTER SCREEN

**Made in Japan.** Sold each. Fits OEM float valve assembly. **NOTE: FILTER SCREEN ONLY, FLOAT VALVE ASSEMBLY NOT INCLUDED.**

<b>18-2620</b>	Kawasaki 14043-1010 Suzuki 13376-19F00 Yamaha 1J7-14994-00-00
----------------	---



### FLOAT VALVE FILTER SCREENS FOR KEIHIN

**Made in Japan.** Fits OEM float valve assembly. New from K&L Supply! You can now buy the Filter Screens separately for the Keihin type Float Valves found on many Honda Street models. These are only sold with the complete Carb Gasket set from Honda.

<b>18-2341</b>	5 pack
<b>18-2344</b>	25 pack



## K&L FUEL FILTERS

High flow, O.E type replacement fuel filters for Honda, Kawasaki and Yamaha applications. **Made in Japan**



19-1254



19-1258



### O.E. REFERENCE

K&L P/N	BRAND	REFERENCE NUMBER
19-1254	Honda	16900-MG8 003
19-1258	Kawasaki	49019-1055
	Yamaha	1FK-24560-10-00

### HONDA

APPLICATION	YEAR	K&L P/N
CB400F	89-90	19-1254
CBR600F Hurricane	87-90	19-1254
CBR600F3/F4	95-00	19-1254
CBR600SE/SJ	96-98	19-1254
VT600C/CD Shadow	88-98	19-1254
NT650 Hawk GT	88-91	19-1254
VFR700/750F Interceptor	86-87	19-1254
VFR750F Interceptor	90-97	19-1254
VT750C/CD Shadow	98-03	19-1254
VT750DC Shadow	01-07	19-1254
PC800 Pacific Coast	89-98	19-1254
CBR900RR	93-95	19-1254
CBR1000F Hurricane	87-88	19-1254
ST1100/A	91-02	19-1254
ST1100P Police	2003	19-1254
VT1100C Shadow	85-07	19-1254
VT1100D	1999	19-1254
VT1100T	98-01	19-1254
GL1200A/I Goldwing	1987	19-1254
VTX1300S	2003	19-1254
GL1500 Goldwing	88-90	19-1254
GL1500A/I/SE Goldwing	90-00	19-1254

### KAWASAKI STREET

APPLICATION	YEAR	K&L P/N
ZX600E ZX-6	93-02	19-1258
ZX600E ZZR600	03-04	19-1258
ZX750 Ninja ZX-7	89-95	19-1258
ZX750 Ninja ZX-7R	91-94	19-1258
ZX900 Ninja ZX-9R	94-97	19-1258
ZX1000B Ninja ZX-10	88-90	19-1258
ZX1100C/D Ninja ZX-11	90-01	19-1258
ZG1200A/B Voyager XII	86-03	19-1258
VN1500 Vulcan	87-04	19-1258

### KAWASAKI ATV

APPLICATION	YEAR	K&L P/N
KSV700 KFX700 V-Force	04-09	19-1258

### KAWASAKI SIDE X SIDE

APPLICATION	YEAR	K&L P/N
KAF400B Mule 600	11-12	19-1258
KAF400D Mule 610 4X4	11-12	19-1258
KAF620M Mule 4010 4X4	11-12	19-1258
KRF750 Teryx 4X4	2008	19-1258

### YAMAHA

APPLICATION	YEAR	K&L P/N
FZR400	88-90	19-1258
XV535 Virago	87-00	19-1258
FZR600R	89-99	19-1258
XJ600 Seca II	93-98	19-1258

### YAMAHA

APPLICATION	YEAR	K&L P/N
XVS650 V-Star	98-12	19-1258
FZ700	1987	19-1258
FZX700 Fazer	86-87	19-1258
FZ750	85-88	19-1258
FZR750R	87-88	19-1258
FZS1000 FZ-1	01-05	19-1258
FZR1000	87-95	19-1258
YZF1000R	1997	19-1258
YZF-R1	98-01	19-1258
XV1100 Virago	86-99	19-1258
XVS1100 V-Star	99-09	19-1258
FJ1200	89-93	19-1258
VMX1200 V-Max	85-07	19-1258
XVZ1200 Venture	83-85	19-1258
XVZ1300 Venture	86-88	19-1258
XVZ1300 Royal Star (All)	96-11	19-1258
XV1600 Road Star	99-03	19-1258
XV1700 Road Star	04-07	19-1258

## UNIVERSAL FUEL FILTERS

A better fuel filter for all gas powered engines. No leak, high impact nylon construction. Functions as a reservoir for trapping water. Sold in a pk of 20.

- 19-1269** Round 7mm
  - 19-1271** Round 8mm
- Sold in a pk of 10.
- 19-1275** Small cone dual 1/4" or 6mm barbs.
  - 19-1277** Large cone dual 5/16" or 7mm barbs.
  - 19-1279** Cylinder dual 3/8" or 8mm barbs.



19-1269



19-1271



19-1275



19-1277



19-1279

## GENUINE MIKUNI FLOAT VALVE ASSEMBLY

Made in Japan. Sold each.

P/N	SIZE	APPLICATION
18-4662	VM26/26-(1.5)	20mm-30mm Flange, 26 & 28mm Spigot, BN38 & 44mm Watercraft.
18-4674	VM26/26-(2.0)	20mm-30mm Flange, 26 & 28mm Spigot, BN38 & 44mm Watercraft.
18-4675	VM26/26-(2.5)	20mm-30mm Flange, 26 & 28mm Spigot, BN38 & 44mm Watercraft.
18-4678	VM28/163-(2.5)	32 & 34mm Flange & 30mm-44mm Spigot.
18-4664	786-46001-(1.5)	TM32, 34, 36, 38 Flat, 39 Pro and 41 Pro.
18-4683	786-46001-(3.3)	TM32, 34, 36, 38 Flat, 39 Pro and 41 Pro.
18-4665	786-36004-(3.5)	TMX35/38 Yamaha YZ/Suzuki RM



18-4662



18-4664



18-4665



11-7333



11-4677



11-4845



11-4654



11-4165 11-4164



11-6113



11-4856



11-6117  
4PC SET



11-4210



11-6114

11-4853



11-6234



11-6115

## K&L INTAKE CARB FLANGE/HOLDERS



Cracked and leaking intake carb holders? Here's the cure! Made in Japan to meet or exceed OEM specifications. Sold in Kits

### HONDA REFERENCE

PART#	OEM REFERENCE P/N
11-3603	2 x 16211-KRN-670
11-3605	2 x 16211-KRN-850
11-3609	2 x 16210-MEB-670
11-3608	1 x 16210-HN7-000
	1 x 91305-HN0-A00 O-Ring
11-3610	1 x 16210-HP0-A00
	1 x 91352-MG2-792 O-Ring
11-3616	1 x 16211-HN2-000
11-3618	1 x 16211-HN8-000
11-3620	1 x 16211-HN8-A60
11-3638	1 x 16211-HP1-670
11-3639	1 x 16211-HP5-600
11-3641	1 x 16211-HP6-A00
11-4654	1 x 16211-425-000
	1 x 16212-425-000
	1 x 16213-425-000
	1 x 16214-425-000
11-4680	4 x 16211-MB0-000
11-4692	4 x 16211-MCW-D00
11-4694	2 x 16211-MAW-600
11-4697	2 x 16211-MN8-750
11-4710	2 x 16211-KCR-940
11-4841	2 x 16211-MF5-000
11-4848	4 x 16211-MBW-000
11-4851	4 x 16211-MEE-000
11-4633	4 x 16211-MBG-000
11-4655	4 x 16211-MT4-000
11-4656	4 x 16211-MM5-600
11-4659	4 x 16211-MV9-670
11-4677	4 x 16211-MT3-000
11-4679	4 x 16211-MZ5-000
11-4715	2 x 16211-MN5-000
11-4718	1 x 16210-MBB-950
	1 x 16220-MBB-950
11-4845	4 x 16211-MN4-000
11-4846	4 x 16211-MJ8-000
11-4849	2 x 16211-ME9-000
11-4850	4 x 16211-MAS-E00
11-4852	4 x 16210-MEL-000
11-4855	4 x 16211-MCS-000
11-4856	6 x 16211-MZ0-000
11-4857	2 x 16211-MCA-000
11-4878	2 x 16211-MAH-000
11-4885	4 x 16211-MB4-000
11-4889	4 x 16212-MB6-000
11-4898	4 x 16210-MCJ-000
11-4899	4 x 16211-MCZ-000
11-7314	6 x 16211-422-000
11-7317	6 x 16211-MA2-000

### KAWASAKI REFERENCE

PART#	OEM REFERENCE P/N
11-3666	1 x 16065-0031
11-3667	1 x 16065-1337
11-4164	2 x 16065-028 R
11-4165	2 x 16065-029 L
11-4737	2 x 16065-1132
11-4811	2 x 16065-1131
11-4853	2 x 16065-1135
11-5444	2 x 16065-047 RH side only
	<b>NOTE: LEFT SIDE IS NO LONGER AVAILABLE.</b>
11-7332	2 x 16065-1130
11-7333	4 x 16065-1129

### KAWASAKI REFERENCE

PART#	OEM REFERENCE P/N
11-7334	4 x 16065-1108
11-7335	4 x 16065-1182
	4 x 92055-1401 O-Rings
11-7338	4 x 16065-1210
	4 x 92055-1401 O-Rings
11-7339	4 x 16065-1213
11-7340	4 x 16065-1276
	4 x 92055-1401 O-Rings
11-7343	4 x 16065-1307
	4 x 92055-1401 O-Rings
11-7327	4 x 16065-1375
11-7460	2 x 16065-1156

### SUZUKI REFERENCE

PART#	OEM REFERENCE P/N
11-6167	4 x 13101-01H00
11-6179	4 x 13101-47H00
11-6185	1 x 13101-27H00

### YAMAHA REFERENCE

PART#	OEM REFERENCE P/N
11-3646	1 x 2P5-13596-00-00
11-3649	1 x 3B4-13586-00-00
11-3650	1 x 3FA-13586-00-00
	1 x 93210-30611-00 O-Ring
11-3655	1 x 4D3-13596-00-00
11-3657	1 x 4WV-13596-00-00
11-3658	1 x 4XE-13586-00-00
	1 x 93210-35537-00 O-Ring
11-3659	1 x 5B4-13586-00-00
11-3663	1 x 5GH-13586-00-00
	1 x 93210-44545-00 O-Ring
11-3664	1 x 5KM-13596-00-00
11-3665	1 x 28P-13586-00-00
11-4168	2 x 24M-13586-01-00
	2 x 93210-44545-00 O-Rings
11-4191	1 x 1TA-13586-00-00
	1 x 24M-13586-01-00
	2 x 93210-44545-00 O-Rings
11-4200	1 x 3HN-13586-01-00
	2 O-Rings and Hardware
11-4202	1 x 1UY-13586-02-00
	2 O-Rings and Hardware
11-4210	1 x 447-13555-01-00 LH
	1 x 447-13565-01-00 RH
	2 x 256-13556-011 Gaskets
11-4221	2 x 31K-13565-01-00
	2 x 3GC-13621-00-00 Gaskets
	4 x 98580-03008-00 Screws
	4 x 92990-03100-00 Washers
	8 x 91316-06025-00 Bolts
11-4231	1 x 5LP-13586-01-00 LH
	1 x 5LP-13596-01-00 RH
	1 x 93210-30611-00 O-Ring
	1 x 93210-44545-00 O-Ring
11-4233	2 x 3HE-13586-00-00 LH
	2 x 3HE-13596-00-00 RH
11-4860	2 x 4JH-13586-02-00 LH
	2 x 4JH-13596-02-00 RH
11-4863	4 x 4BR-13598-10-00
11-4864	1 x 4TR-13586-01-00
	1 x 4TR-13596-01-00
	2 x 93210-36769 O-Rings
11-4865	2 x 4XV-13597-00-00 LH
	2 x 4XV-13598-00-00 RH
11-4866	4 x 2LM-13597-00-00
11-4868	4 x 2GH-13586-00-00
11-4869	2 x 3GM-13597-00-00 LH
	2 x 3GM-13598-00-00 RH

EQUIPMENT & TOOLS

HARD PARTS

CARB & FUEL

IGNITION/ELECTRICAL

CONTROL

SUSPENSION

ACCESSORIES

MARINE

YAMAHA REFERENCE	
PART#	OEM REFERENCE P/N
11-4871	1 x 1VJ-13596-00-00 RH 1 x 43F-13586-01-00 LH 2 x 93210-36769-00 O-Ring
11-4872	1 x 1VJ-13596-00-00 RH 1 x 43F-13586-01-00 LH 2 x 93210-36769-00 O-Ring
11-4874	1 x 2LN-13586-01-00 Holder 1 x 93210-35573-00 O-ring
11-4876	1 x 55V-13586-01-00 1 x 42U-13596-00-00 2 x 93210-30611-00 O-rings
11-4880	1 x 11H-13586-02-00 1 x 11H-13596-02-00 2 x 11H-13556-01-00 Gaskets
11-5454	1 x 10L-13586-01-00 1 x 10L-13596-01-00 2 x 93210-44545-00 O-Rings
11-6073	2 x 5LV-13596-01-00 2 x 5LV-13586-01-00
11-6074	1 x 5NX-13565-00-00
11-6075	1 x 1C3-13565-00-00
11-6076	4 x 1FK-13597-00-00
11-6079	1 x 20S-13586-00-00 1 x 20S-13596-00-00
11-6080	2 x 2CO-13596-00-00 2 x 2CO-13586-00-00
11-6081	1 x 2S2-13597-00-00
11-6082	1 x 2UJ-13586-00-00 1 x 93210-30611-00
11-6089	1 x 33D-13597-00-00
11-6090	1 x 5EL-13596-00-00 1 x 5EL-13586-00-00
11-6107	4 x 5JW-13597-00-00
11-6108	1 x 5PA-13565-00-00
11-6109	1 x 5RU-13586-00-00
11-6110	1 x 2A2-13586-00-00 LH 1 x 2A2-13596-00-00 RH 2 x 1L9-13556-10-00 Gaskets
11-6113	2 x 2H7-13586-00-00 LH 2 x 2H7-13596-00-00 RH 4 x 10M-13556-10-00 Gaskets (use on XJ1100 only)
11-6114	3 x 2F3-13586-01-10
11-6115	2 x 4GO-13596-02-00 LH 2 x 4GO-13586-02-00 RH 4 x 33M-13556-10-00 Gaskets
11-6116	4 x 5EB-13586-00-00
11-6117	2 x 4NK-13586-00-00 2 x 4NK-13596-00-00 4 x 1L9-13556-10-00 Gaskets Does not fit Royal Star Ventures 99-03.
11-6121	1 x 5XC-13597-30-00
11-6122	1 x 14B-13595-00-00 1 x 14B-13596-00-00
11-6123	2 x 4XY-13586-01-00 LH 2 x 4XY-13596-01-00 RH
11-6125	2 x 4XY-13586-10-00 LH 2 x 4XY-13596-10-00 RH
11-6234	2 x 26H-13586-00-00 LH 2 x 26H-13596-00-00 RH 4 x 93210-45578-00 O-Rings
11-6236	2 x 36Y-13586-00-00 LH 2 x 36Y-13596-00-00 RH 4 x 93210-40659-00 O-Rings
11-6239	1 x 3G1-13586-00-00 LH 1 x 3G1-13596-00-00 RH 2 x 3G1-13556-10-00 Gaskets

YAMAHA REFERENCE	
PART#	OEM REFERENCE P/N
11-6240	2 x 33M-13586-01-00 LH 2 x 33M-13596-01-00 RH 4 x 3KM-13556-00-00 Gaskets

### APPLICATIONS

HONDA - STREET		
MODEL	YEAR	PART#
VTR250 Interceptor	88-90	11-4710
VF500C Magna	84-85	11-4846
VF500F Interceptor	84-85	11-4846
VT500C Shadow	83-86	11-4841
VT500FT Ascot V-Twin	83-84	11-4841
CBR600F Hurricane	87-90	11-4845
CBR600F2	91-94	11-4659
CBR600F4	99-00	11-4848
CBR600RR	03-06	11-4851
CBR600SJR	1996	11-4659
VT600C VLX Shadow	88-97	11-4694
VT600CD AC	89-90	11-4694
VT600CD Shadow DLX	93-00	11-4694
NT650 Hawk GT	88-91	11-4697
VF700C Magna	84-87	11-4680
VF700F Interceptor	84-85	11-4680
VF700S Sabre	84-85	11-4680
VT700C Shadow	84-87	11-4849
CB750C Custom	80-82	11-4654
CB750F Super Sport	79-82	11-4654
CB750K	79-82	11-4654
CB750L	1979	11-4654
CB750SC Nighthawk	82-83	11-4654
VF750C Magna	82-88	11-4680
VF750C Magna	94-03	11-4679
VF750F Interceptor	1984	11-4680
VF750S Sabre	1982	11-4680
VFR750F Interceptor	90-93	11-4655
VFR750F Interceptor	94-97	11-4679
VT750C Shadow	1983	11-4849
VT750CD Shadow DLX	98-01	11-4694
VT750CD2 Shadow DLX	98-01	11-4694
VT750CD Shadow DLX Ace	02-03	11-4694
VT750DC-DCB Shadow Spirit	01-07	11-4694
VF750C2 Magna Deluxe	97-00	11-4679
VF750CD Magna Deluxe	95-96	11-4679
VFR800	02-09	11-4692
VFR800A ABS	02-09	11-4692
VFR800Fi	98-01	11-4633
CB900F 919	02-07	11-4899
CBR900RR	93-99	11-4850
CBR900RR	00-03	11-4898
CBR1000FH/FJ	87-88	11-4656
CBR1000F	90-91	11-4656
CBR1000RR	04-05	11-4852
CBX 1000 Standard	79-80	11-7314
CBX 1000 Sport/Touring	81-82	11-7317
VF1000F Interceptor	1984	11-4889
VF1000R Interceptor	85-86	11-4889
VTR1000F Super Hawk	97-05	11-4718
ST1100/A	91-02	11-4677
ST1100P Police	2003	11-4677
VF1100C Magna	1983	11-4885
VF1100C Magna	84-85	11-4889
VT1100C Shadow	95-97	11-4878
VT1100C Shadow Spirit	98-07	11-4878
VT1100C2 Shadow Sabre	00-07	11-4878
VT1100C2-2 Shadow ACE	98-02	11-4878
VT1100C3 Aero	98-02	11-4878
VT1100T	98-01	11-4878
ST1300/A	03-12	11-4855
ST1300P Police	05-12	11-4855
GL1500 Goldwing	88-00	11-4715

HONDA - STREET		
MODEL	YEAR	PART#
GL1500C Valkyrie	97-03	11-4856
GL1800 Goldwing	01-12	11-4857

HONDA - ATV		
MODEL	YEAR	PART#
TRX400FA/FGA Rancher AT	04-07	11-3608
TRX420FA/FPA 4 Trax Rancher	09-10	11-3639
TRX420FE Rancher 420 ES	07-10	11-3639
TRX420FM Rancher 420	07-09	11-3639
TRX420FPE/FPM Rancher 420	09-10	11-3639
TRX420TE/TM Rancher 420	07-10	11-3639
TRX450R	04-05	11-3638
TRX450R/ER	06-12	11-3609
TRX500FA Foreman Rubicon	01-09	11-3616
TRX500FE Foreman ES 4X4	05-09	11-3610
TRX500FGA Foreman Rubicon	04-08	11-3616
TRX500FM Foreman 4X4	05-08	11-3610
TRX500FPA Foreman Rubicon	2009	11-3616
TRX500FPE/FPM Foreman	07-09	11-3610
TRX500TM Foreman	05-06	11-3610
TRX650FA Fourtrax Rincon	03-05	11-3618
TRX650FGA Fourtrax Rincon	04-05	11-3618
TRX680FA Fourtrax Rincon	06-12	11-3620
TRX680FGA Fourtrax Rincon	06-09	11-3620
TRX700XX	08-09	11-3641

HONDA - OFFROAD		
MODEL	YEAR	PART#
CRF250R	04-05	11-3603
CRF250R	06-09	11-3605
CRF250X	04-12	11-3603
CRF450R	02-06	11-3609
CRF450X	05-12	11-3609

KAWASAKI - STREET		
MODEL	YEAR	PART#
EX250F Ninja 250R	88-07	11-7460
EX500 Ninja 500R	87-09	11-7332
ZX600A Ninja 600R	85-87	11-7333
ZX600C Ninja 600R	88-96	11-7333
ZX600D Ninja ZX-6	90-93	11-7339
ZX600E Ninja ZX-6	93-04	11-7340
ZX600G Ninja ZX-6R	99-00	11-7327
ZX600J Ninja ZX-6R	01-02	11-7327
ZX600J ZZR600	05-08	11-7327
KZ650B/C/D	77-79	11-5444
KZ650E1	1980	11-5444
KZ650F1 LTD	1980	11-5444
KZ650H1 CSR	1981	11-5444
KZ650H2/H3 CSR	82-83	11-4737
KZ700A1/A2	1984	11-4737
KZ750E1/E2/E3	80-82	11-4737
KZ750F1 LTD	1983	11-4737
KZ750H1/H2/H3/H4 LTD	80-83	11-4737
KZ750L3	1983	11-4737
KZ750N1/N2 Spectre	82-83	11-4737
KZ750R1 GPZ	1982	11-4737
ZX750A1/A2/A3 GPZ	83-85	11-4737
ZX750E1/E2 GPZ Turbo	84-85	11-4737
KZ900A4/A5 (LH)	1976	11-4165
KZ900A4/A5 (RH)		11-4164
KZ900B1 LTD (LH)	76-77	11-4165
KZ900B1 LTD (RH)		11-4164
Z1/Z1A/Z1B 900 (LH)	73-75	11-4165
Z1/Z1A/Z1B 900 (RH)		11-4164
ZX900A GPZ900-Ninja	84-86	11-7334
KZ1000A1/A2(LH)	77-78	11-4165
KZ1000A1/A2(RH)		11-4164
KZ1000A3/A4 MKII (LH)	79-80	11-4165
KZ1000A3/A4 MKII (RH)		11-4164
KZ1000B LTD (LH)	77-80	11-4165
KZ1000B LTD (RH)		11-4164
KZ1000C1-C4 Police (LH)	78-81	11-4165
KZ1000C1-C4 Police (RH)		11-4164
KZ1000D1 Z1R (LH)	1978	11-4165

KAWASAKI - STREET		
KZ1000D1 Z1R (RH)		11-4164
KZ1000D3 Z1R (RH)		11-4164
KZ1000D3 Z1R (LH)	1980	11-4165
KZ1000E1/E2 Shaft (LH)	79-80	11-4165
KZ1000E1/E2 Shaft (RH)		11-4164
KZ1000J1/J2	81-82	11-4853
KZ1000J3	1983	11-4811
KZ1000K1/K2 LTD	81-82	11-4853
KZ1000M1/M2 CSR	81-82	11-4853
KZ1000P Police	82-06	11-4853
KZ1000R1 Replica	1982	11-4853
KZ1000R2 Replica	1983	11-4811
ZX1000 ZX-10 Ninja	88-90	11-7335
KZ1100A1/A2 Shaft	81-82	11-4853
KZ1100A3 Shaft	1983	11-4811
KZ1100B2 GPz	1982	11-4853
KZ1100D1 Spectre	1982	11-4853
KZ1100D2 Spectre	1983	11-4811
KZ1100L1 LTD	1983	11-4811
ZN1100B1/B2 LTD	84-85	11-4811
ZR1100C ZRX1100	99-00	11-7343
ZX1100A1/A2 GPz	83-84	11-4811
ZX1100C ZX-11 Ninja	90-93	11-7338
ZX1100D ZX-11 Ninja	93-01	11-7338
ZX1100E GPz1100	95-97	11-7343
ZR1200A ZRX1200	01-05	11-7343
ZX1200C ZZR1200	02-05	11-7338

KAWASAKI - ATV		
KVF400 Prairie 2WD/4WD (all)	97-02	11-3667
KFX450R KSF450B	08-12	11-3666
KFX450R KSF450B Monster Energy	2009	11-3666

SUZUKI - STREET		
GSX-R600	06-07	11-6167
GSX R1000	09-12	11-6179

SUZUKI - ATV		
LT-A400F King Quad Auto	2011	11-6185
LT-F400F King Quad	2011	11-6185

YAMAHA - STREET		
XV250 Virago	95-07	11-6082
XV250 Route 66	88-90	11-6082
XV250 V-Star 250	08-11	11-6082
RD350LC	81-82	11-4221
RZ350L/LC/N/NCII	84-85	11-4221
XS400	77-81	11-6110
YP400 Majesty	05-12	11-6109
XJ550 Maxim/Seca	81-83	11-6115
XZ550RK/RJ Vision	82-83	11-4880
FZ6R	09-12	11-6079
FZ600	86-88	11-6240
FZR600(CA.)	90-99	11-4233
XJ600 Seca II	1992	11-4863
XJ600N/S Seca II	97-98	11-4863
YX600S/SC~A/AC Radian	86-90	11-6240
YZF600R	95-07	11-4860
YZFR6	99-02	11-6116
YZF R6	06-12	11-6080
TX/XS650 Twin	74-77	11-4210
XS650 SE/SF Special	78-79	11-6239
XS650G/H Special II	80-81	11-6239
XS650SG/SH Special	80-81	11-6239
XS650SJ/SK Heritage Special	82-83	11-6239
XVS650 V-Star	98-11	11-4864
FZX700 Fazer	1986	11-4866
XV700 Virago	84-87	11-5117
FZ750	85-86	11-4866
FZR750	86-87	11-4866
XS750E/SE/F/SF	78-79	11-6114
XV750A/AC/B/BC Virago	90-91	11-4168

YAMAHA - STREET		
XV750D/DC/ C Virago	92-93	11-4168
XV750F/FC/G/GC Virago	94-95	11-4168
XV750H/J/K Virago	81-83	11-5454
XV750MK Midnight Virago	1983	11-5454
XV750U/UC/W/WC Virago	88-89	11-4168
XV750H1/HC1/J1/JC1 Virago	96-97	11-4168
YZF750R	94-98	11-4869
XS850G/H	80-81	11-6114
XS850G/SH Special	80-81	11-6114
XS850L Midnight Special	80-81	11-6114
XV920RH/RJ Euro model	81-82	11-5454
XV920J/K Virago	82-83	11-5454
XV920MK Midnight Virago	1983	11-5117
FZS1 FZ-1	04-05	11-6073
FZR1000	89-95	11-4869
FZR1000T/U	87-88	11-4868
FZS1000 FZ-1	01-03	11-6073
FJ1100L/LC/N/NC	84-85	11-6236
GTS1000	93-94	11-4866
XV1000 Virago	84-85	11-5117
YZF1000R	1997	11-4869
YZF1000R	1998	11-4865
YZF-R1	99-01	11-4865
YZF R1	09-12	11-6122
V-Star 1100 Classic	99-09	11-6090
V-Star 1100 Custom	99-09	11-6090
V-Star 1100 Midnight Custom	05-09	11-6090
V-Star 1100 Silverado	03-09	11-6090
XJ1100 J Maxim	1982	11-6113
XS1100E/F/G/H	78-81	11-6113
XS1100L Midnight Special	80-81	11-6113
XS1100SF/SG/SH Special	79-81	11-6113
XV1100 Virago	88-99	11-4191
FJ1200A (ABS)	92-93	11-6236
FJ1200S/SC/T/TC	86-87	11-6236
FJ1200U/UC~D/DC	89-92	11-6236
VMX1200 V-Max (All)	85-07	11-6076
XVZ12 Venture & Royale	83-93	11-6234
FJR1300	03-12	11-6107
FJR1300 ABS	04-12	11-6107
FJR1300 Electric Shift	06-09	11-6107
XVZ13 Venture & Royale	83-93	11-6234
XVZ1300 Royal Star	96-00	11-6117
XVZ1300 Royal Star Boulevard	99-01	11-6117
XVZ1300RoyalStarTourClassic	96-00	11-6117
XVZ1300RoyalStarTourDeluxe	97-01	11-6117
XVZ1300 Royal Star Venture	99-04	11-6123
XVZ1300 Royal Star Venture	05-13	11-6125

YAMAHA - ATV / UTV		
YFA1 Breeze	89-03	11-3650
YFM125G Grizzly 125	04-11	11-3650
YFM250R Raptor 250	08-11	11-3655
YFM250X Beartracker	99-04	11-3658
YFM350ER Moto-4	87-95	11-4200
YFM350FW Big Bear 4WD	87-97	11-4200
YFM350FX Wolverine	1995	11-4202
YFM350U Big Bear 2WD	96-98	11-4200
YFM350X Warrior	87-04	11-4202
YZF350 Banshee	87-05	11-4221
YFM400A Kodiak 2WD	00-04	11-3663
YFM400F Kodiak 4WD	93-98	11-4200
YFM400F Kodiak 4WD	00-06	11-3663
YFM4FG Grizzly 400 4WD	07-08	11-3663
YXR45F Rhino 450 Side X Side	06-09	11-3646
YFM450F Kodiak 4WD	03-06	11-3663
YFM450FX Wolverine 4WD	06-09	11-3663
YFM45FG Grizzly 450	07-12	11-3663
YFM55G Grizzly 550	09-11	11-3665

YAMAHA - ATV / UTV		
YFM600F Grizzly 600	98-00	11-3657
YFM660F Grizzly 660	02-08	11-3664
YFM660R Raptor	01-06	11-4231
YXR660 Rhino Side X Side	04-07	11-3664
YFM7FG Grizzly 700	07-11	11-3649
YXR7F Rhino 700 FI Side X Side	08-11	11-3659


YAMAHA - OFFROAD		
YZ85	02-12	11-6108
YZ125	05-11	11-6075
TT-R 225	99-04	11-4874
XT225 Serow Dualsport	92-00	11-4874
XT225 Dualsport	01-07	11-4874
WR250F	07-12	11-6121
YZ250	02-12	11-6074
YZ250F	07-11	11-6121
XT350 Dualsport	85-00	11-4876
WR450F	07-11	11-6081
YZ450F	06-09	11-6081
YZ450F	10-12	11-6089
TT600N	1985	11-4871
XT600	84-89	11-4871
XT600E	90-95	11-4872



### K&L CARB CLEANER WIRE SET

A 10 piece wire set with spiral knurling for cleaning popular size jets and carb body holes/passages.

35-3498 K&L Carb Cleaner Wire Set



EQUIPMENT & TOOLS

HARD PARTS

CARB & FUEL

IGNITION/ELECTRICAL

CONTROL

SUSPENSION


ACCESSORIES

MARINE

### K&L INTAKE MANIFOLD O-RINGS FOR HONDA GOLDWING

O-ring that fits between intake manifold and cylinder head. **Made in Japan.** Sold pk/4.


<b>18-4610</b>	91301-371-005 (40.0 x 2.6mm)	
	GL1000 Goldwing, All	75-79
	GL1100 Goldwing, All	80-83
<b>18-4611</b>	91301-MG9-003 (35.5 x 2.6mm)	
	GL1200 Goldwing, All	84-87



### K&L INTAKE CHAMBER O-RING FOR HONDA GL1500

O-ring between intake plate and carburetor body. **Made in Japan.** Sold pk/4.

<b>18-4640</b>	Intake Chamber O-Ring	
	GL1500 Goldwing	88-90
	GL1500A Goldwing	91-00
	GL1500I Goldwing	91-96



### MIKUNI RUBBER MOUNTING FLANGES/HOLDERS

Genuine Mikuni Carb Flange/holders. **Made in Japan.** Sold each.

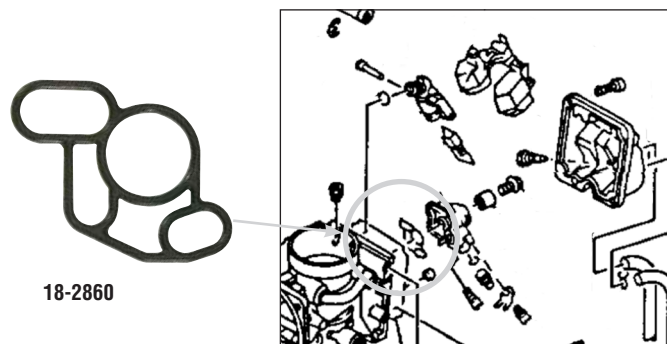
K&L P/N	MIKUNI HOLE CENTER	8.5MM BOLT	CARB BORE SIZE	CARB SPIGOT DIAMETER	FLANGE THROAT DEPTH
<b>11-4706</b>	VM32/205	75	34	40	32
	Typical Carb Size-30-34mm				
<b>11-4775</b>	VM34/200-1	60	34	40	25
	Typical Carb Size-30-34mm				
<b>11-4797</b>	VM36/200-1	70	40	43	25
	Typical Carb Size-36-40mm				



### JET BLOCK O-RING

O-Ring underneath Jet Block. Sold in pk/4  
OEM# 3LF-14147-00-00


YAMAHA			
YFZ750		94-98	<b>18-2860</b>
TDM850		92-93	<b>18-2860</b>
FZR1000		89-95	<b>18-2860</b>



### K&L CARB SERVICE STAND

Conveniently positions carburetors at ideal height and allows 360° rotation for easy access. Parts storage base can be mounted. Ideal for single and multi carbs.

<b>35-7679</b>	K&L Carb Service Stand
----------------	------------------------



## CARB SLIDE DIAPHRAGMS

Made in Japan. Sold ea.

Available for the following applications:

### KAWASAKI® STREET YEAR

<b>18-2804</b> 43028-1025	
KZ1000J/K/M/P/R	81-82
KZ1100A1/A2 Shaft	81-82
KZ1100D1/D2 Spectre	82-83

### SUZUKI® STREET YEAR

<b>18-2809</b> 13507-17C00	
<i>(TOP DIAPHRAGM RUBBER ONLY, NO SLIDE BODY)</i>	
GS500EK~K2	89-02
GSX600FJ~FV Katana	88-97
GSX-R600WN/WP	92-93
GSX-R600V/W/X/Y	97-00
RF600RR/RS/RT	94-96
GSX750FK~FK2 Katana	89-02
GSX-R750 (California model)	89-95
RF900RR/RS/RZS/RT/RV	94-97
GSX1100GM/GN/GP Shaft	91-93
GSX-R1100	89-98
GSF1200S Bandit	97-02

<b>18-8846</b> 13501-45D00	
GSF250 Bandit	90-94

<b>18-8847</b> 13507-32C01	
GSF250V	1997

### SUZUKI® ATV YEAR

<b>18-8871</b> 13500-19B62	
LT-F250	88-01
LT-F250F	99-02
LT-F250T	90-96
LT-F4WD	97-98
LT-F4WDX	96-98
LT-F300F	1999

<b>18-8866</b> 13507-20B00	
LT-F250/250F 2WD/4WD/Quad Runner	99-02
LT-F300F 4WD King Quad	99-02
<b>18-8870</b> 13500-49250	
GS750S	1983
GS1000S	1982
GS1100S	1983

<b>18-8874</b> 13507-05G00	
<i>(TOP DIAPHRAGM RUBBER ONLY, NO SLIDE BODY)</i>	
LT-F250 Ozark 2WD	02-09
LT-Z250 Quad Sport	05-09

<b>18-8875</b> 13500-05A10 <i>(FRONT CARB ONLY)</i>	
VS700/750/800 Intruder	86-09
VX800	90-93
VZ800 Marauder	97-04
GV1200 Madura	85-86
VS1400 Intruder	87-09

<b>18-8876</b> 13500-38A10 <i>(REAR CARB ONLY)</i>	
VS700/750/800 Intruder	86-09
VX800	90-93
VZ800 Marauder	97-04
VS1400 Intruder	87-09

<b>18-8878</b> 13507-07G00	
<i>(TOP DIAPHRAGM RUBBER ONLY, NO SLIDE BODY)</i>	
LT-Z400 Quad Sport	03-08
LT-Z400 Z	03-08

<b>18-8879</b> 13500-09F00	
LT-F500 Quad Master 4WD	98-01
LT-F500F Vinson 4WD	2002
LT-A500F	00-01



18-2805



18-2809

### YAMAHA® STREET YEAR

<b>18-2805</b> 3CF-14940-00-00	
XV750 Virago	88-97
XV1100 Virago	88-99

<b>18-2657</b> 50H-14940-00-00	
FJ1100	84-85
FJ1200	86-93

<b>18-2644</b> 3F7-14940-00-00	
SR250/SR250 Exciter	80-82
XS650 Std/Heritage Special/Special II	80-83
XJ900RK Seca	1983
XJ1100J Maxim	1982
XS1100 Std/Special/Midnight Special	80-81

### YAMAHA® ATV YEAR

<b>18-8864</b> 4WU-14940-00-00	
YFM250X Bear Tracker	99-04
YFM350F/M/U Big Bear	97-00

<b>18-8868</b> 8FA-14940-00-00	
<i>(TOP DIAPHRAGM RUBBER ONLY, NO SLIDE BODY)</i>	
YFM350R Raptor	04-11

<b>18-8863</b> 4KB-14940-00-00	
YFM350F Wolverine	96-05

<b>18-8865</b> 4WV-24411-00-00	
<i>(TOP DIAPHRAGM RUBBER ONLY, NO SLIDE BODY)</i>	
YFM600F Grizzly	98-01

<b>18-8869</b> 5KM-24411-00-00	
<i>(TOP DIAPHRAGM RUBBER ONLY, NO SLIDE BODY)</i>	
YFM660F Grizzly-All	02-08
YXR660 Rhino	04-07

<b>18-8866</b> 5GH-14940-10-00	
YFM250B Bruin 2WD	05-06
YFM25BYR Big Bruin 250	02-09
YFM350B Bruin 2WD/2WD Auto	04-06
YFM350B Bruin 4WD-All	04-06
YFM35XV Wolverine 350 2WD	2006
YFM35 Grizzly 350	04-11
YFM400A Kodiak 2WD/4WD-All	01-04
YFM400F Big Bear 2WD/4WD-All	00-06
YFM40F Big Bruin 400 4WD	05-11
YFM450A Kodiak 2WD/4WD-All	03-06
YFM45F Wolverine 450	08-10
YFM45F Grizzly 450	07-11
YXR45F Rhino 450	08-09
YFM660R Raptor	01-05



## HONDA SUB-CHAMBER GASKETS


These sub-chamber gaskets are usually available only in a carburetor kit. K&L now offers sub-chamber gaskets separately. Sold in a convenient 4 pack.

**18-2853** Sub-chamber Gasket (4pk)

**18-2854** Sub-chamber Gasket (4pk)

### HONDA

CB600F	04-06	<b>18-2854</b>
CBR600F2	91-94	<b>18-2854</b>
CBR600F3	95-98	<b>18-2853</b>
CBR600F4	99-00	<b>18-2853</b>
VF750C Magna	94-03	<b>18-2854</b>
VFR750F Interceptor	94-97	<b>18-2854</b>
CBR900RR	93-99	<b>18-2853</b>
CB1000	94-95	<b>18-2854</b>
CBR1000F	93-96	<b>18-2853</b>



18-2853

18-2854

## H-D® 40MM VACUUM PISTON

Replacement vacuum pistons for all stock 40mm CV carbs on Sportster® and Big Twin models from 88-06

**18-0587** H-D® 40mm Vacuum Piston



18-0587

EQUIPMENT & TOOLS

HARD PARTS

CARB & FUEL

IGNITION/ELECTRICAL

CONTROL

SUSPENSION

ACCESSORIES

MARINE



EQUIPMENT & TOOLS

HARD PARTS

CARB & FUEL

IGNITION/ELECTRICAL

CONTROL

SUSPENSION

ACCESSORIES

MARINE

### K&L MIKUNI CARBURETOR O-RING SHOP KIT

Made in Japan. Kit is shipped in plastic storage box

**NOTE: MEASUREMENTS GIVEN ARE INNER DIAMETER X THICKNESS**

- 18-4605** Mikuni Carb Shop O-Ring Kit. Kit includes the following: (one pack of each part number)
- 18-4630** Carb O-Ring 4.0mm I.D. x 1.0mm thick-pk/25
- 18-4631** Carb O-Ring 7.5mm I.D. x 1.5mm thick-pk/25
- 18-4632** Carb O-Ring 2.65mm I.D. x 1.15 mm thick-pk/25
- 18-4602** Carb O-Ring 5.7mm I.D. x 1.3mm thick-pk/25
- 18-4634** Carb O-Ring 3.7mm I.D. x 1.8 mm thick-pk/25
- 18-4635** Carb O-Ring 4.8mm I.D. x 1.9mm thick-pk/25
- 18-4636** Carb O-Ring 2.4mm I.D. x 1.6mm thick-pk/25
- 18-4637** Carb O-Ring 10.2mm I.D. x 1.4mm thick-pk/25
- 18-4638** Carb O-Ring 6.6mm I.D. x 1.5mm thick-pk/25
- 18-4639** Carb O-Ring 2.7mm I.D. x 2.0mm thick-pk/25
- 18-4689** Carb Passage Rubber Plug for Suzuki & Yamaha-pk/4



### K&L KEIHIN CARBURETOR O-RING SHOP KIT

Made in Japan. Kit is shipped in plastic storage box

**MEASUREMENTS GIVEN ARE INNER DIAMETER X THICKNESS**

- 18-4600** Keihin Carb Shop O-Ring Kit. Kit includes the following: (one pack of each part number)
- 18-4601** Carb O-Ring 2.8mm I.D. x 1.9mm thick-pk/25
- 18-4602** Carb O-Ring 5.7mm I.D. x 1.3mm thick-pk/25
- 18-4603** Carb O-Ring 4.47mm I.D. x 1.78mm thick-pk/25
- 18-4604** Carb O-Ring 3.2mm I.D. x 1.1mm thick-pk/25
- 18-4609** Carb O-Ring 4.2mm I.D. x 1.1mm thick-pk/25
- 18-4613** Carb O-Ring 5.0mm I.D. x 1.3mm thick-pk/25
- 18-4617** Carb O-Ring 2.8mm I.D. x 1.3mm thick-pk/25
- 18-4619** Carb O-Ring 2.8mm I.D. x 1.2mm thick-pk/25
- 18-4622** Carb O-Ring 5.8mm I.D. x 1.9mm thick-pk/25
- 18-4623** Carb O-Ring 6.9mm I.D. x 1.3mm thick-pk/25
- 18-4624** Carb O-Ring 4.8mm I.D. x 1.9mm thick-pk/25
- 18-4688** Carb Passage Rubber Plug for GL1000 -pk/4
- 18-4690** Carb Passage Rubber Plug for CB750K-pk/4
- 18-0055** Mixture Screw Washers, 1mm x 3mm x 5mm-pk/50
- 18-0015** Needle Clips-pk/100

### KEIHIN O-RINGS NOT IN 18-4600 CARB SHOP O-RING KIT

- 18-4626** Carb O-Ring 4.2mm I.D. x 1.3mm thick-pk/25
- 18-4641** Carb O-Ring 18.6mm I.D. x 2.4mm thick-pk/25



### K&L KEIHIN "U-RING" SHOP KIT

Flat on one side, round on the other. Fits: Honda and Kawasaki Keihin Carbs. **Made in Japan.** Sold pk/25.

- 18-4647** Keihin Carb Shop U-Ring Kit (Kit includes one pack of each part number)
- 18-4642** Keihin "U-Ring" Oval shape
- 18-4643** Keihin "U-Ring" 3 x 5.2 x 2mm
- 18-4644** Keihin "U-Ring" 4 x 6.3 x 2mm
- 18-4645** Keihin "U-Ring" 6.5 x 9.5 x 3mm



### K&L CARB PASSAGE PLUG KIT

(17pcs)

This handy shop kit has all 4 types of our popular Carb Passage Plugs in 1 box.

**Made in Japan**

- 18-4685** K&L Carb Rubber Passage Plug Kit (17pcs)
- Includes 1pk Each
- 18-4688** Honda 16010-371-004 (4pk)
- 18-4689** Suzuki 13357-44080 (4pk)  
Yamaha 3F7-14991-00
- 18-4690** Honda 16010-425-671(4pk)
- 11-4972** Kawasaki 92068-006 (5pk)



### K&L CARB RUBBER PASSAGE PLUG

K&L Supply offers this plug as an individual replacement part.

**Made in Japan.** Sold pk/4.



HONDA®	SUZUKI®
<b>18-4688</b> 16010-371-004 GL1000/L Goldwing 75-79	<b>18-4689</b> 13357-44080 GN125, 400 Singles, 82-95 GS Series, 450, 500, 550, 650, 700, 750, 850, 1000, 1100,1150
<b>18-4690</b> 16010-425-671 16010-461-781 16010-469-004 CB750, 900, 1000, CBX	<b>YAMAHA®</b>
<b>KAWASAKI®</b>	<b>18-4689</b> 3F7-14991-00-00 XS650G/H Special II 80-81 XS650SG/SH Special 80-81 XS650SJ/SK Heritage 82-83 XS1100G/H 80-81 XS1100LG/LH 80-81 XS1100SG/SH Special 80-81
<b>11-4972</b> 92068-006 (pk/5) KL,EL250, EN450, EN ER, EX500,KAF450	

### FCR MIDDLE BODY O-RING KIT

Includes: replacement O-rings & screws for the mid-body on many versions of the FCR series carbs. **NOTE: NO O.E. PARTS NUMBERS ARE AVAILABLE FOR THESE FCR MID-BODY O-RINGS. MATCH THE PHOTO OF OUR KIT PARTS TO YOUR ORIGINAL TO VERIFY FITMENT. 4 O-RINGS, (2) TORX 3 X 6, (4)TORX 4 X 6.**

- 18-7968** FCR Middle Body O-Ring Kit



## K&L FCR ECONOMY CARB REBUILD KIT

**Made in Japan.** Kit includes 1 float bowl O-ring, 1 Cap Cover O-ring, 1 float needle and clip, and 4 Float Bowl Screws. (Phillips Head).

**18-7970** FCR Economy Carb Rebuild Kit

**KIT FITS THE FOLLOWING MODELS. COMPONENTS ARE ALSO AVAILABLE SEPARATELY. BOWL O-RING (PK/4), CAP GASKET (PK/4) AND FLOAT NEEDLE (PK/5)**

HONDA® ATV	YEAR	BOWL O-RING	CAP GASKET	FLOAT NEEDLE
TRX450R	06-09	<b>18-6274</b>	<b>18-6309</b>	<b>18-6349</b>
TRX450ER	06-09	<b>18-6274</b>	<b>18-6309</b>	<b>18-6349</b>

HONDA® OFFROAD	YEAR	BOWL O-RING	CAP GASKET	FLOAT NEEDLE
CRF250R	04-09	<b>18-6274</b>	<b>18-6309</b>	<b>18-6349</b>
CRF250X	04-09	<b>18-6274</b>	<b>18-6309</b>	<b>18-6349</b>
CRF450R	02-08	<b>18-6274</b>	<b>18-6309</b>	<b>18-6349</b>
CRF450X	05-09	<b>18-6274</b>	<b>18-6309</b>	<b>18-6349</b>

KAWASAKI® OFFROAD	YEAR	BOWL O-RING	CAP GASKET	FLOAT NEEDLE
KX250F 4 Stroke	04-10	<b>18-6274</b>	<b>18-6309</b>	<b>18-6349</b>
KX450F 4 Stroke	06-08	<b>18-6274</b>	<b>18-6309</b>	<b>18-6349</b>
KLX450R 4 Stroke	08-09	<b>18-6274</b>	<b>18-6309</b>	<b>18-6349</b>

SUZUKI® OFFROAD	YEAR	BOWL O-RING	CAP GASKET	FLOAT NEEDLE
RM-Z250	04-09	<b>18-6274</b>	<b>18-6309</b>	<b>18-6349</b>
RM-Z450	05-07	<b>18-6274</b>	<b>18-6309</b>	<b>18-6349</b>
RM-Z450Z	05-07	<b>18-6274</b>	<b>18-6309</b>	<b>18-6349</b>

YAMAHA® ATV	YEAR	BOWL O-RING	CAP GASKET	FLOAT NEEDLE
YFZ450S~Y	04-09	<b>18-6274</b>	<b>18-6309</b>	<b>18-6349</b>

YAMAHA® ATV	YEAR	BOWL O-RING	CAP GASKET	FLOAT NEEDLE
WR250FN/FP	01-02	<b>18-6274</b>	<b>18-6309</b>	<b>18-6349</b>
WR250FR~FY	03-09	<b>18-6274</b>	<b>18-6309</b>	<b>18-6349</b>
YZ250FN/FP	01-02	<b>18-6274</b>	<b>18-6309</b>	<b>18-6349</b>
WR400FM	2000	<b>18-6274</b>	<b>18-6309</b>	<b>18-6349</b>
WR426FN/FP	01-02	<b>18-6274</b>	<b>18-6309</b>	<b>18-6349</b>
YZ426FM/FN/FP	00-02	<b>18-6274</b>	<b>18-6309</b>	<b>18-6349</b>
WR450FR~FY	03-09	<b>18-6274</b>	<b>18-6309</b>	<b>18-6349</b>
YZ450FR~FY	03-09	<b>18-6274</b>	<b>18-6309</b>	<b>18-6349</b>

KTM® ATV	YEAR	BOWL O-RING	CAP GASKET	FLOAT NEEDLE
450 SX-F	09-10	<b>18-6274</b>	<b>18-6309</b>	<b>18-6349</b>
450 XC	08-10	<b>18-6274</b>	<b>18-6309</b>	<b>18-6349</b>
505 SX-F	09-10	<b>18-6274</b>	<b>18-6309</b>	<b>18-6349</b>
525 XC	08-10	<b>18-6274</b>	<b>18-6309</b>	<b>18-6349</b>

KTM® DUALSPORT/OFFROAD	YEAR	BOWL O-RING	CAP GASKET	FLOAT NEEDLE
250 SX-F	06-10	<b>18-6274</b>	<b>18-6309</b>	<b>18-6349</b>
250 XC-F, XCF-W	08-10	<b>18-6274</b>	<b>18-6309</b>	<b>18-6349</b>
400 EXC-G	06-07	<b>18-6274</b>	<b>18-6309</b>	<b>18-6349</b>
400 XC-W	09-10	<b>18-6274</b>	<b>18-6309</b>	<b>18-6349</b>
450 EXC, EXC-R	07-10	<b>18-6274</b>	<b>18-6309</b>	<b>18-6349</b>
450 SMR	07-09	<b>18-6274</b>	<b>18-6309</b>	<b>18-6349</b>
450 SX-F	07-10	<b>18-6274</b>	<b>18-6309</b>	<b>18-6349</b>
450 XC-F	08-10	<b>18-6274</b>	<b>18-6309</b>	<b>18-6349</b>
505 SX-F	08-09	<b>18-6274</b>	<b>18-6309</b>	<b>18-6349</b>
505 XC-F	08-09	<b>18-6274</b>	<b>18-6309</b>	<b>18-6349</b>
530 EXC USA, EXC-R USA	08-10	<b>18-6274</b>	<b>18-6309</b>	<b>18-6349</b>
560 SMR	2007	<b>18-6274</b>	<b>18-6309</b>	<b>18-6349</b>


## K&L ECONOMY CARBURETOR REPAIR KITS

Each kit contains float bowl gasket or float bowl o-ring, float needle or float valve assembly and o-rings to rebuild one OEM carburetor body. **Made in Japan. NOTE: DOES NOT INCLUDE JETS OR NEEDLES.**

DUCATI® STREET	GENUINE	VALUE
400SS Supersport	93-95	<b>18-2456 18-2456V</b>
M600 Monster	94-01	<b>18-2456 18-2456V</b>
600SS Supersport	94-98	<b>18-2456 18-2456V</b>
M750 Monster	96-01	<b>18-2456 18-2456V</b>
750SS Supersport	91-98	<b>18-2456 18-2456V</b>
M900 Monster	93-99	<b>18-2456 18-2456V</b>
900SS Supersport	91-98	<b>18-2456 18-2456V</b>
HONDA® STREET	GENUINE	VALUE
CMX250 - Rebel	96-06	<b>18-4929</b>
CB250 Nighthawk	91-07	<b>18-4929</b>
VTR250 Interceptor	88-90	<b>18-5214</b>
VF500F Interceptor	84-85	<b>18-4934</b>
VF500F Interceptor	86	<b>18-4939</b>
VT500C/F	83-86	<b>18-4953</b>
CB550K	77-78	<b>18-4918</b>
CB550SC Nighthawk 550	1983	<b>18-2430</b>
VT600C Shadow VLX	88-97	<b>18-5104</b>
VT600CD Shadow VLX	93-98	<b>18-5104</b>
VT600C/CD/CD2 Shadow	99-03	<b>18-4873</b>
CBR600F2	91-94	<b>18-5394 18-5394V</b>
CBR600F3	95-98	<b>18-5216</b>
CBR600F4	99-00	<b>18-5216</b>
XL600V Transalp	89-90	<b>18-5235</b>
CB650	79-80	<b>18-5237</b>
CB650C Custom	1980	<b>18-5237</b>
CB650SC Nighthawk	83-85	<b>18-2430</b>
CB700SC Nighthawk	84-85	<b>18-2430</b>
VF700C Magna	84-86	<b>18-2432 18-2432V</b>
VF700F Interceptor	84-85	<b>18-2432 18-2432V</b>
VT700C Shadow	84-86	<b>18-5101</b>
VT700C Shadow	1987	<b>18-5102</b>
CB750A Automatic	76-78	<b>18-4918</b>
CB750F/K	77-78	<b>18-5126</b>
CB750F/K	1979	<b>18-9643</b>
CB750 Nighthawk	91-03	<b>18-2430</b>
VF750C,CD,C2 Magna	94-03	<b>18-5394 18-5294V</b>
VFR750F Interceptor	94-97	<b>18-5562</b>
VF750C Magna	82-83	<b>18-2431</b>
VF750F Interceptor	83-84	<b>18-2432 18-2432V</b>
VF750S Sabre	82-83	<b>18-2431</b>
VT750C Shadow	1983	<b>18-5101</b>
VT750C Shadow	98-00	<b>18-9348</b>
VT750CD Shadow Deluxe	98-01	<b>18-9348</b>
VT750CD Shadow Deluxe	98-01	<b>18-9348</b>
VT750CD Shadow ACE	02-03	<b>18-9348</b>
VT750CDD Shadow ACE	02-03	<b>18-9348</b>
VT750C/CA/CD/C2/C2F	04-09	<b>18-4928</b>
VT750DC Shadow Spirit	02-03	<b>18-9348</b>
VT750DCA/DCB Shadow	05-07	<b>18-9348</b>
PC800 Pacific Coast	89-90	<b>18-9346</b>
PC800 Pacific Coast	94-98	<b>18-9346</b>
VT800C Shadow	1988	<b>18-5102</b>
CBR900RR	93-95	<b>18-5216</b>
CBR900RR	96-99	<b>18-5293</b>
CB1000	94-95	<b>18-5394 18-5394V</b>
CBR1000F	93-96	<b>18-5293</b>
VF1000F Interceptor	1984	<b>18-5101</b>
VF1000R Interceptor	85-86	<b>18-5101</b>
VTR1000F Superhawk	98-05	<b>18-5219</b>
CBR1100XX Blackbird	97-98	<b>18-5295</b>
ST1100/A	91-02	<b>18-5299</b>
ST1100P Police	2003	<b>18-5299</b>
VF1100C Magna	84-86	<b>18-5101</b>
VF1100S Sabre	84-85	<b>18-5101</b>
VT1100C Shadow	85-86	<b>18-5101</b>
VT1100C Shadow	87-89	<b>18-5102</b>
VT1100C/C2/C3 Shadow	95-07	<b>18-5203</b>
VT1100D2 Shadow	1999	<b>18-5203</b>
VT1100T Shadow	98-01	<b>18-5203</b>



18-5111



18-2639



18-2458



18-5064



18-5059



18-2437



18-5229



18-2684



18-2552

EQUIPMENT & TOOLS

HARD PARTS

CARB & FUEL

IGNITION/ELECTRICAL

CONTROL

SUSPENSION

ACCESSORIES

MARINE

EQUIPMENT & TOOLS

HONDA® ATV		GENUINE	VALUE
TRX250TM Recon	02-12	18-9357	
TRX250 Fourtrax	97-01	18-9357	
TRX250EX Sportrax	01-08	18-9357	
TRX250TE Recon-ES	02-12	18-9357	
TRX250X	09-12	18-9357	
TRX300 Fourtrax 300	93-99	18-4924	
TRX300	88-00	18-4923	
TRX300 Fourtrax 300	01-06	18-4924	
TRX300X	2009	18-4924	
TRX350FE/FM/TE/TM	00-06	18-4922	
TRX400FA/FGA Rancher AT	04-07	18-4922	
TRX400FW	95-03	18-4923	
TRX450FE/FM	02-04	18-4923	
TRX450S/ES	98-01	18-4923	
TRX500F Foreman	01-11	18-4922	
TRX650FA/FGA Rincon	03-05	18-4927	

HARD PARTS

HONDA® DUALSPORT/OFFROAD		GENUINE	VALUE
Z50R	79-99	18-9645	
XR50R	00-03	18-9645	
CRF50F	04-16	18-9645	
NX650	88-89	18-9646	
XR650L	93-12	18-9646	

CARB & FUEL

HARLEY DAVIDSON®		GENUINE	VALUE
H-D® Big twin & Sportster w/ Keihin carb	79-89	18-0583	
H-D® Big twin & Sportster w/ CV carb	88-06	18-0584	

IGNITION/ELECTRICAL

KAWASAKI® STREET		GENUINE	VALUE
EL250B2/B3 Eliminator	88-89	18-2639	18-2639V
EL250E1~E4 HS Eliminator	91-94	18-2639	18-2639V
EX250E1/E2 Ninja 250R	86-87	18-2639	18-2639V
EX250F Ninja	88-07	18-2639	18-2639V
EX250J Ninja	08-12	18-2639	18-2639V
KZ440A1/A2/A3/A4 LTD	80-83	18-2458	
KZ440B1/B2	80-81	18-2458	
KZ440D1~D5 LTD Belt	80-83	18-2458	
KZ440G1 LTD	1982	18-2458	

CONTROL

EN450A1~A6 454 LTD	85-90	18-2639	18-2639V
EN500A1~A7 Vulcan 500	90-96	18-2639	18-2639V
EN500C Vulcan 500 LTD	96-09	18-2639	18-2639V
EX500A1~A7	87-93	18-2639	18-2639V
EX500D1~D12 Ninja 500R	94-05	18-2639	18-2639V
ZR550B Zephyr	90-93	18-2639	18-2639V
ZL600A Eliminator	86-87	18-2639	18-2639V
ZX600A Ninja 600R	85-87	18-2639	18-2639V
ZX600B1 Ninja 600RX	1987	18-2639	18-2639V
ZX600C1~C10 Ninja 600R	88-97	18-2639	18-2639V
ZX600D1/D2/D3/D4 ZX-6	90-93	18-9337	
ZX600E1~E10 Ninja ZX-6	93-02	18-9337	
ZX600E11/E12 ZZR600	03-04	18-9337	
ZX600F Ninja ZX-6R	95-97	18-9340	

SUSPENSION

ZX600G1/G2 Ninja ZX-6R	98-99	18-5586	18-5586V
ZX600J1-J3 Ninja ZX-6R	00-02	18-5586	18-5586V
ZX600J4-J8 ZZR600	05-08	18-5586	18-5586V
EJ650A W650	00-01	18-9360	

ACCESSORIES

VN700A Vulcan	1985	18-9341	
ZN700A1/A2 LTD	84-85	18-2452	18-2452V
KZ750E1/E2/E3	80-82	18-2452	18-2452V
KZ750F1 LTD	1983	18-2452	18-2452V
KZ750H1/H2/H3/H4 LTD	80-83	18-2452	18-2452V
KZ750N1/N2 Spectre	82-83	18-2452	18-2452V
VN750A Vulcan	86-06	18-9341	
ZR750C1/C2/C3 ZR750	91-93	18-2639	18-2639V
ZX750F1~F4 Ninja 750R	87-90	18-2639	18-2639V
ZX750H1/H2 Ninja ZX-7	89-90	18-9338	
ZX750J1/J2 Ninja ZX-7	91-92	18-9338	
ZX750L1/L2/L3 Ninja ZX-7	93-95	18-9338	
ZX750P1~P8 Ninja ZX-7R	96-03	18-9338	

MARINE

ZL900A1/A2 Eliminator	85-86	18-2639	18-2639V
ZX900A1/A2/A3 Ninja	84-86	18-2639	18-2639V
ZX900B1~B4 Ninja ZX-9R	94-97	18-9338	
ZX900C1/C2 Ninja ZX-9R	98-99	18-9339	
ZX900F1/F2 Ninja ZX-9R	02-03	18-9339	

KAWASAKI® STREET		GENUINE	VALUE
ZG1000A1~A20 Concours	86-06	18-2639	18-2639V
ZL1000A1 Eliminator	1987	18-2639	18-2639V
ZX1000A1/A2 Ninja 1000R	86-87	18-2639	18-2639V
ZX1000B Ninja ZX-10	88-90	18-9338	
ZR1100A1~A4 ZR1100	92-95	18-2639	18-2639V
ZR1100C ZRX1100	99-00	18-9342	
ZX1100C1~C4 Ninja ZX-11	90-93	18-9339	
ZX1100D1~D9 Ninja ZX-11	93-01	18-9339	
ZX1100E/F GPz1100	95-97	18-9342	
ZR1200A ZRX1200R	01-05	18-9342	
ZX1200C1-C3 ZZR1200	02-05	18-9339	
ZG1200A1 Voyager XII	1986	18-2639	18-2639V
ZG1200B1~B17 Voyager XII	87-03	18-2639	18-2639V
VN1500A/B/C Vulcan	88-99	18-9347	18-9347V
VN1500D/E Vulcan1500 Classic	96-04	18-9360	
VN1500G Vulcan1500 Drifter	99-01	18-9360	

KAWASAKI® ATV		GENUINE	VALUE
KFX80	03-06	18-9650	
KEF300A/B Lakota 300	95-03	18-2639	18-2639V
KLF300A/B/C Bayou	86-04	18-2639	18-2639V
KVF300A/B Prairie	99-02	18-2639	18-2639V
KVF360A/B/C Prairie 360	03-04	18-2639	18-2639V
KSF400A1/A2/A3 KFX400	03-05	18-9314	
KVF650 Prairie	02-03	18-4933	
KVF650 Brute Force	05-11	18-4933	
KSV700A/B/C KFX700	04-09	18-4933	
KVF700 Prarie	04-06	18-4933	
KRF750 Teryx	2008	18-4933	
KVF750A/B/C Brute Force	05-07	18-4933	

KAWASAKI® DUAL SPORT/OFFROAD		GENUINE	VALUE
KX125	99-00	18-2568	
KLX250D KLX250R	94-96	18-2639	18-2639V
KL250 KLR250	85-05	18-2639	18-2639V
KLX250S	06-07	18-2639	18-2639V
KLX250S	09-10	18-2639	18-2639V
KLX250SF	09-10	18-2639	18-2639V
KX250	99-07	18-2568	
KLX300A2~A10 KLX300R	97-05	18-2639	18-2639V

KTM® OFFROAD		GENUINE	VALUE
125/150SX	09-15	18-2502	
150XC	10-15	18-2502	
200XC-W	07-14	18-2502	
250SX	03-15	18-2502	
250SXS	03-05	18-2502	
250XC/XC-W	06-14	18-2502	
300EXC	04-09	18-2502	
300MXC	04-05	18-2502	
300XC/XC-W	06-14	18-2502	

POLARIS® ATV		GENUINE	VALUE
250 Scrambler	85-86	18-9386	
250 Cyclone	1987	18-9386	
250 Trail Boss	85-99	18-9386	
250 Trail Boss 4X4	87-92	18-9386	
250 Trail Boss 2X4	88-93	18-9386	
250 Big Boss 4X6/6x6	89-92	18-9386	
250 Trail Blazer	90-01	18-9386	
250 Big Boss 6X6	91-93	18-9386	
250 2X4/4X4/6X6	1993	18-9386	
300 2X4/4X4/6X6	94-95	18-9386	
300 Xplorer	96-01	18-9386	
300 Xpress	96-99	18-9386	
350L Trail Boss 2X4/4X4	90-93	18-9386	
350L 2X4/4X4/6X6	1993	18-9386	
400 Xpress	96-97	18-9386	

SUZUKI® STREET		GENUINE	VALUE
GZ250	99-09	18-5059	
DR-Z400S Dualsport	02-12	18-5120	
DR-Z400SM Supermoto	05-09	18-5120	
GS500E	89-00	18-9310	18-9310V
GS500F	04-09	18-5059	

SUZUKI® STREET		GENUINE	VALUE
GSF600S Bandit	96-03	18-2639	
GSX-R600V/W/X/Y	97-00	18-9308	
GSX600F Katana	88-89	18-5066	
GSX600F Katana	90-97	18-5060	18-5060V
GSX600F Katana	98-06	18-5061	
RF600R	93-95	18-9306	
LS650 Savage	86-88	18-5064	
LS650 Savage	95-12	18-5064	
SV650/S	99-02	18-5068	
VS700 Intruder (Front)	86-87	18-5049	
VS700 Intruder (Rear)	86-87	18-5050	
GSX750F Katana	89-97	18-5060	18-5060V
GSX750F Katana	98-06	18-5082	18-5082V
GSX-R750J/K/L	88-90	18-9309	
GSX-R750M/N	91-92	18-9311	
<b>*49 STATES ONLY, NOT FOR CALIFORNIA MODELS.</b>			
GSX-R750	93-95	18-9311	
<b>*49 STATES ONLY, NOT FOR CALIFORNIA MODELS.</b>			
GSX-R750T/V	96-97	18-9308	
VS750 Intruder (Front)	88-91	18-5049	
VS750 Intruder (Rear)	88-91	18-5050	
VL800 Volusia	01-04	18-5113	
VS800GL Intruder/S50 (Front)	92-09	18-5106	
VS800GL Intruder/S50 (Rear)	92-09	18-5107	
VX800 (Front)	90-93	18-5124	
VX800 (Rear)	90-93	18-5125	
VZ800 Marauder/M50 (Front)	97-04	18-5106	
VZ800 Marauder/M50 (Rear)	97-04	18-5107	
RF900R	93-96	18-9306	
GSX1100F Katana	88-93	18-9336	
GSX1100G Shaft	91-93	18-9310	18-9310V
GSX-R1100G/H/J	86-88	18-5066	
GSX-R1100WP/WR	93-94	18-9327	
GSX-R1100W	95-98	18-5090	
GSF1200 Bandit	97-00	18-5090	
GSF1200 Bandit	01-06	18-5082	18-5082V
VS1400 Intruder (Front)	87-92	18-5124	
VS1400 Intruder (Rear)	87-92	18-5125	
VS1400 Intruder/S83 (Front)	93-09	18-5106	
VS1400 Intruder/S83 (Rear)	93-09	18-5107	
VL1500 Intruder	98-04	18-9308	
SUZUKI® ATV		GENUINE	VALUE
LT80	92-06	18-9650	
ALT185	85	18-9665	
LT185	84-87	18-9665	
LT250R Quadracer	85-92	18-2437	
LT-F250 2WD	01-02	18-4916	
LT-F250F 4WD	00-02	18-4916	
LT-Z250 QuadSport	04-09	18-4935	
LT-F300F 4WD	00-02	18-4916	
LT-F400F Eiger 4WD	02-10	18-4940	
LT-Z400K QuadSport	03-05	18-9314	
LT-A500F	98-02	18-4914	
LT-F500F	03-07	18-4910	
LT-V700F Twin Peaks	04-05	18-4933	
SUZUKI® DUAL SPORT/OFFROAD		GENUINE	VALUE
DR-Z125	03-13	18-9657	
DR-Z125L	03-13	18-9657	
RM125E/F/G	84-86	18-2437	
RM125K/L/M/N/P	89-93	18-2552	
RM250K/L/M/N	89-92	18-2552	
RM250	01-08	18-2568	
RMX250K/L/M/N	89-92	18-2552	
DR250S DualSport	90-93	18-9310	18-9310V
DR250SE DualSport	94-95	18-9310	18-9310V
DR350S DualSport	90-93	18-9310	18-9310V
DR350SE DualSport	94-99	18-9310	18-9310V
DR350 Calif (E33)	97-99	18-9310	18-9310V
DR-Z400S DualSport	02-12	18-5120	
DR-Z400SM Supermoto	05-09	18-5120	

TRIUMPH® STREET		GENUINE	VALUE
Daytona 750	92-93	18-2450	
Bonneville T100	02-05	18-2457	18-2457V
America	02-07	18-2457	18-2457V
Scrambler	06-08	18-2457	18-2457V
Speedmaster	02-07	18-2457	18-2457V
Sprint (to eng # 55880)	93-98	18-2450	
Sprint (eng # 55881 on)	93-98	18-2457	18-2457V
Sprint Calif. (to eng # 55615)	93-98	18-2450	
Sprint Calif. (eng # 55616 on)	93-98	18-2457	18-2457V
Legend TT	98-01	18-2457	18-2457V
Thunderbird 885 (to eng #62392)	95-14	18-2450	
Thunderbird 885 (eng #62507 on)	95-14	18-2457	18-2457V
Tiger 885 (to eng# 55615)	93-98	18-2450	
Tiger 885 (eng# 55616 on)	93-98	18-2457	18-2457V
Thunderbird Sport	98-03	18-2457	18-2457V
Adventurer 900 (to eng # 62506)	96-01	18-2450	
Adventurer 900 (eng #62507 on)	96-01	18-2457	18-2457V
Trident 900 (to eng # 55880)	91-98	18-2450	
Trident 900 (eng # 55881 on)	91-98	18-2457	18-2457V
Trident 900 Calif. (to eng # 55615)	91-98	18-2450	
Trident 900 Calif. (eng # 55616 on)	91-98	18-2457	18-2457V
Trophy 900 (to eng # 55880)	91-04	18-2450	
Trophy 900 (eng # 55881 on)	91-04	18-2457	18-2457V
Trophy 900 Calif. (to eng # 55615)	91-04	18-2450	
Trophy 900 Calif. (eng # 55616 on)	91-04	18-2457	18-2457V
ThruXton 900	04-07	18-2457	18-2457V
Daytona 1000	92-93	18-2450	
Daytona 1200	93-06	18-2450	
YAMAHA® STREET		GENUINE	VALUE
XV250 Route 66	88-90	18-5171	18-5171V
XV250 Virago	95-07	18-5171	18-5171V
XV250 V-Star	08-12	18-5171	18-5171V
XS500C/D	76-77	18-2469	
XV535 Virago	89-01	18-4847	18-4847V
XJ550 Maxim/Seca	81-83	18-5099	
FJ600L/LC/N/NC	84-85	18-5105	
FZ600	86-88	18-5202	
FZR600	89-99	18-5229	
XJ600 Seca II	93-98	18-5129	
YX600 Radian	86-90	18-5202	
YZF600R	97-07	18-5578	
XJ650 Maxim/Seca	80-83	18-5111	
XS-1	70-71	18-2469	
TX650 XS-2	72-74	18-2469	
XS650B/C/D/E/F/2F	75-79	18-2469	
XVS650 V-Star	97-11	18-5171	18-5171V
FZ700	1987	18-5204	
FZX700 Fazer	85-86	18-5204	
XJ700N Maxim	85-86	18-5111	
(Hitachi carbs)			
FZ750	85-86	18-5204	
FZ750	1988	18-5204	
TX750/A	73-74	18-2469	
XJ750 Maxim/Seca	82-83	18-5111	
XV750 Virago	88-97	18-5185	
TDM850	92-93	18-5184	
FZR1000	89-95	18-5184	
FZS1000 Fazer FZ1	01-05	18-5189	
YZF-R1	98-01	18-5582	
XV1100 Virago	88-99	18-5185	
XVS1100 V-Star	99-06	18-5192	
FJ1100 L/LC/N/NC	84-87	18-5109	
FJ1200S/SC/T/TC	86-87	18-5109	
FJ1200S/SC/T/TC	88-92	18-5201	
V-Max1200	85-07	18-2879	18-2879V
XVZ1300 Venture	86-93	18-2879	18-2879V
XVZ13 Royal Star Tour Deluxe	05-10	18-5191	
XVZ13 Royal Star Venture	99-13	18-5191	
XV1600 Road Star	99-03	18-5188	
XV1700 Road Star	04-07	18-5188	
YAMAHA® ATV / SXS		GENUINE	VALUE
YFM125R Raptor	11-12	18-2671	

EQUIPMENT & TOOLS

HARD PARTS

CARB & FUEL

IGNITION/ELECTRICAL

CONTROL

SUSPENSION

ACCESSORIES

MARINE

EQUIPMENT & TOOLS  
HARD PARTS  
CARB & FUEL  
IGNITION/ELECTRICAL  
CONTROL  
SUSPENSION  
ACCESSORIES  
MARINE

YAMAHA® ATV / SXS		GENUINE	VALUE
YFM250R Raptor	08-12	18-2671	
YFM250X Beartracker 2WD	99-04	18-9343	
YFM350 Bruin	04-05	18-9358	
YFM350A/FA 2WD/4WD	04-06	18-9358	
YFM350F Wolverine	96-05	18-9343	
YFM350FWB Big Bear 4WD	97-99	18-9343	
YFM350FX Wolverine	96-05	18-9343	
YFM350G/FG 2WD/4WD	07-11	18-9358	
YFM350U Big Bear 2WD	1999	18-9343	
YFM350X Wolverine 2WD	06-07	18-9358	
YFM400 Big Bear 2WD	00-04	18-9358	
YFM400A Kodiak 2WD	00-04	18-9358	
YFM400F Big Bear 4WD	00-11	18-9358	
YFM400FA Kodiak 4WD	00-06	18-9358	
YFM400FG Grizzly	07-08	18-9358	
YFM400FW Kodiak 4WD	93-95	18-2684	
YFM400FW Kodiak	1999	18-9358	
YFM450F Kodiak	03-06	18-9358	
YFM450FG Grizzly	08-11	18-9358	
YFM450FX Wolverine	06-10	18-9358	
YXR450 Rhino	06-08	18-9390	
YFM600F Grizzly	98-01	18-9387	
YFM660F Grizzly	02-06	18-9353	
YFM660R Raptor 660R	01-06	18-9344	
YXR660 Rhino	04-07	18-9391	
YAMAHA® DUAL SPORT/OFFROAD		GENUINE	VALUE
TTR-50E	06-09	18-9673	
PW80	83-06	18-9686	
YZ85	02-11	18-2531	
TTR-90	00-04	18-9680	
TTR-90E	04-05	18-9680	
TTR-110E	11-17	18-9682	
TTR125/L	08-14	18-9345	
YZ125W/A/B/D1/E1	89-93	18-2552	
YZ125	99-13	18-2558	
TTR225	99-04	18-9343	
XT225 Serow	92-00	18-9343	
XT225 Dualsport	01-07	18-9343	
TM200	01-17	18-9685	
XT250	08-12	18-9685	
WR250ZB	1991	18-2552	
YZ250W	89-93	18-2552	
YZ250 2-Stroke	00-13	18-2568	
XT550 Dualsport	82-83	18-5142	
TT600	84-85	18-5142	
XT600 Dualsport	84-89	18-5142	
XT600 Dualsport	90-95	18-5144	



K&L "PRO" CARB REPAIR KITS

Each kit contains all necessary gaskets, o-rings, float valve assembly or float needle and jets to rebuild one OEM carburetor body.

Made in Japan. **IMPORTANT NOTE: MANY KITS HAVE MULTIPLE APPLICATIONS BUT THE JETS AND JET NEEDLES PROVIDED MAY NOT BE THE RIGHT SIZES FOR THE APPLICATION. ALWAYS CHECK AND VERIFY ALL JET SIZES BEFORE INSTALLATION.**



ARCTIC CAT® ATV	GENUINE	VALUE
250 2x4/4x4	02-05	18-0590
300 2x4	01-03	18-0591
300 4x4	01-05	18-0591
500 4x4/AUTO	05-07	18-0596
650 H1 4x4	05-06	18-0597

BOMBARDIER® ATV	GENUINE	VALUE
Outlander 400	03-07	18-0572
Quest 500	02-04	18-0573
Traxter 500 XT	01-05	18-0574
Traxter 500 MAX	03-04	18-0574
Traxter 500 XL	2004	18-0574
Traxter 500 5-Speed	2005	18-0574
DS650	02-07	18-0576

HONDA® STREET	GENUINE	VALUE
CB175K6/K7 Super Sport	72-73	18-2412
CL175K6/K7 Scrambler	72-73	18-2412
CB/CL350K/K1~K4/G	68-73	18-2416 18-2416V
CB350F/F1 (4-cylinder)	72-74	18-2417 18-2417V
CB360G (2-cylinder)	1974	18-2418 18-2418V
CB450K1~K4 Super Sport	68-71	18-2419
CL450K2/K3/K4 Scrambler	69-71	18-2419
CB500/K1/K2 (4 cylinder)	71-73	18-2420 18-2420V
CX500	78-79	18-2571
CX500C Custom	1979	18-2571
CX500D Deluxe	1979	18-2571
CB550F	75-77	18-2402 18-2402V
CB550K0/K1	74-75	18-2422 18-2422V
CB550K	1976	18-2422 18-2422V
CB650 (CV Carbs)	81-82	18-2572
CB750A	76-78	18-2426
CB750C Custom	80-81	18-2554 18-2554V
CB750K3/K4/K5	73-75	18-2421
CB750K	1979	18-2573
CB750K	80-82	18-2554 18-2554V
CB750L LTD	1979	18-2573
CB900F Super Sport	81-82	18-2574 18-2574V
CBX1000 (six cylinder)	81-82	18-2570 18-2570V
GL1000	1975	18-2907 18-2907V
GL1000 Goldwing	1976	18-2910 18-2910V
GL1000L Goldwing LTD	1976	18-2910 18-2910V
GL1000 Goldwing	1977	18-2911 18-2911V
GL1000 Goldwing	78-79	18-2576 18-2576V
GL1100 Goldwing	80-83	18-2575 18-2575V
GL1100A Aspencade	82-83	18-2575 18-2575V
GL1100I Interstate	80-83	18-2575 18-2575V
GL1200 Goldwing	1984	18-4345 18-4345V
GL1200A Goldwing	84-85	18-4345 18-4345V
GL1200I Goldwing	84-85	18-4345 18-4345V
GL1500 Goldwing	88-91	18-2688 18-2688V
GL1500 Goldwing	92-94	18-2689 18-2689V
GL1500 Goldwing	95-00	18-2690 18-2690V

HONDA® ATV	GENUINE	VALUE
ATC70	78-85	00-2439
ATC90	70-78	00-2440
TRX90	99-05	18-4101
TRX90EX	07-08	18-4104
TRX90X	09-12	18-4104
ATC110	79-83	00-2441
ATC125M	84-85	18-4197
ATC185/S	80-83	00-2442
ATC200/E/M	82-84	00-2443
ATC200S	84-86	18-4190
ATC250ES/SX	1985	18-4192
ATC250ES Big Red	86-87	18-2553
ATC250SX	86-87	18-2553
FL250R Odyssey	77-84	00-2438
TRX250 Fourtrax 250	86-87	18-2553
TRX250	1985	18-4194

HONDA® ATV	GENUINE	VALUE
TRX250/ES	97-02	18-4178
TRX250X Fourtrax 250X	87-92	18-4924
TRX300 Fourtrax 300	88-91	18-9270
TRX300EX Fourtrax 300EX	93-08	18-4924
<i>18-9272 DOES NOT WORK ON CALIF. APPLICATIONS</i>		
TRX300FW Fourtrax 300 4x4	88-91	18-9270
TRX300FW Fourtrax(2 & 4WD)	92-00	18-9304
ATC350X	1985	18-2446
TRX350 Fourtrax 4x4, Foreman	86-89	18-9307
TRX350 Rancher	00-03	18-0384
TRX400EX Fourtrax 400EX	99-03	18-9312
TRX400EX	05-08	18-4105
TRX400FW Fourtrax Foreman	95-01	18-9305
TRX450R	06-09	18-4106
TRX450ER	06-14	18-4106
TRX450S/ES Fourtrax Foreman	98-01	18-9313

HONDA® DUAL SPORT/OFFROAD	GENUINE	VALUE
Z-50A/AK1/AK2	68-71	18-2405
Z-50R	92-99	18-5644
XR-50R	00-03	18-5643
CRF50F	04-12	18-5643
XR70R	97-05	18-5648
CRF70F	06-12	18-5647
XR75K1/K2	73-75	18-2406 18-2406V
XR80	79-84	18-5652 18-5652V
XR80R	84-86	18-5652 18-5652V
XR80R	87-99	18-5651 18-5651V
CRF80F	06-12	18-5649
CR80R	96-02	18-2587
CR85R/CR85R "Expert"	03-04	18-2514
CR85R/CR85R "Expert"	05-07	18-2515
CT90K0	66-68	18-2408
XR100R	01-02	18-5658
CRF100F	03-05	18-5658
CRF100F	06-12	18-5657
CRF150F	03-05	18-5659
CRF150F	06-12	18-5660
XR200R	86-97	18-5666
XR200R	98-02	18-5668
CRF230F	03-05	18-5669
CRF230F	06-12	18-5670
XR250R	86-95	18-5672
XR250R	96-04	18-5673
XR400R	96-97	18-2533
XR400R	98-04	18-2541
XR600R	92-00	18-5674 18-5674V
XR650R	00-06	18-5677
XR650L Dualsport	93-09	18-5678

KAWASAKI® STREET	GENUINE	VALUE
KZ400A2/B1/C1	1978	18-2447 18-2447V
KZ400D4	1977	18-2447 18-2447V
H1500/A/B/C (2-strk triple)	69-72	18-2449
KZ550A1/A2/A3	80-82	18-2462
KZ550A4	1983	18-2461 18-2461V
KZ550C1/C2/C3/C4 LTD	80-83	18-2462
KZ550D1 GPz	1981	18-2462
KZ550F1/F2 Spectre & LTD	83-84	18-2461 18-2461V
KZ550H1/H2 Gpz	82-83	18-2461 18-2461V
KZ550M Ltd	1984	18-2461 18-2461V
ZX550A1/A2 Gpz	84-85	18-2461 18-2461V
KZ650B1/B2/B2A	77-78	18-2429 18-2429V
KZ650C1/C2 Custom	77-78	18-2429 18-2429V
KZ650D1/D1A SR	1978	18-2429 18-2429V
KZ700A1	1984	18-2902 18-2902V
H2B/C-750 (2-strk triple)	74-75	18-2448
KZ750B1/B2/B3/B4 (twin)	76-79	18-2464
KZ750R1 GPz	1982	18-2902 18-2902V
KZ750L3	1983	18-2902 18-2902V
ZX750A1/A2/A3 GPz	83-85	18-2902 18-2902V

EQUIPMENT &amp; TOOLS

HARD PARTS

CARB &amp; FUEL

IGNITION/ELECTRICAL

CONTROL

SUSPENSION

ACCESSORIES

MARINE

**EQUIPMENT & TOOLS**

<b>KAWASAKI® STREET</b>		<b>GENUINE</b>	<b>VALUE</b>
Z1/Z1A/Z1B-900	73-75	<b>18-2451</b>	<b>18-2451V</b>
KZ900A4/A5	76-77	<b>18-2453</b>	
KZ900B1 LTD	1976	<b>18-2453</b>	
KZ1000A1/A2	77-78	<b>18-2608</b>	<b>18-2608V</b>
KZ1000A3	1979	<b>18-2610</b>	<b>18-2610V</b>
KZ1000A4	1980	<b>18-2611</b>	
KZ1000B1/B2 LTD	77-78	<b>18-2608</b>	<b>18-2608V</b>
KZ1000B3 LTD	1979	<b>18-2610</b>	<b>18-2610V</b>
KZ1000B4 LTD	1980	<b>18-2611</b>	
KZ1000C1/C1A Police	1978	<b>18-2608</b>	<b>18-2608V</b>
KZ1000C3/C4 Police	80-81	<b>18-2611</b>	
KZ1000D3 Z1R	1980	<b>18-2611</b>	
KZ1000E1/E2 Shaft ST	79-80	<b>18-2610</b>	<b>18-2610V</b>
KZ1000J1/J2	81-82	<b>18-2436</b>	<b>18-2436V</b>
KZ1000K1/K2/M1/M2 LTD	81-82	<b>18-2436</b>	<b>18-2436V</b>
KZ1000P Police	82-05	<b>18-2455</b>	
KZ1000R1/R2 Replica	82-83	<b>18-2436</b>	<b>18-2436V</b>
KZ1100A1/A2/A3 Shaft	81-83	<b>18-2900</b>	<b>18-2900V</b>

**HARD PARTS**

**CARB & FUEL**

<b>KAWASAKI® DUAL SPORT/OFFROAD</b>		<b>GENUINE</b>	<b>VALUE</b>
KX80L3/N3 "Big Wheel"	91-97	<b>18-2527</b>	
KX80W1-W3 "Big Wheel"	98-00	<b>18-2529</b>	
KLX110/L	02-05	<b>18-9325</b>	
KLX110/L	06-09	<b>18-9326</b>	
KLX125A/B	03-05	<b>18-9329</b>	
KL650A KLR650	87-07	<b>18-9394</b>	<b>18-9394V</b>
KL650E KLR650	08-11	<b>18-9396</b>	

**IGNITION/ELECTRICAL**

<b>KAWASAKI® ATV</b>		<b>GENUINE</b>	<b>VALUE</b>
KSF80A1/A2/A3 KFX80	03-05	<b>18-9335</b>	
KLF220A Bayou 4x4	88-97	<b>18-9278</b>	
KLF250A Bayou 4x4	04-11	<b>18-9293</b>	
KSF250A1~A16 Mojave	87-02	<b>18-2685</b>	
KLF400 Bayou	93-95	<b>18-0385</b>	
KLF400 Bayou	96-99	<b>18-0386</b>	
KVF400 Prarie	99-02	<b>18-9184</b>	
KVF650 Brute Force	02-09	<b>18-9186</b>	
KVF700 Brute Force	04-06	<b>18-9186</b>	
KSV700 KFX700	04-09	<b>18-9187</b>	

**CONTROL**

<b>KTM® OFFROAD (2-STROKE)</b>		<b>GENUINE</b>	<b>VALUE</b>
KTM 85 SX	03-11	<b>18-2454</b>	
KTM 125 SX	98-05	<b>18-2471</b>	
KTM 125 EXC/MXC	98-00	<b>18-2471</b>	
KTM 125 EXC/MXC	01-05	<b>18-2595</b>	
KTM 200 (All)	98-05	<b>18-2595</b>	
KTM 250 SX	94-95	<b>18-2548</b>	
KTM 250 (All)	96-03	<b>18-2595</b>	
KTM 250 EXC	04-05	<b>18-2539</b>	
KTM 250 SX	04-05	<b>18-2498</b>	
KTM 250 XC/XC-W	2006	<b>18-2498</b>	
KTM 300 EXC/MXC	94-95	<b>18-2548</b>	
KTM 300 (All)	96-03	<b>18-2595</b>	
KTM 300 EXC/MXC	04-05	<b>18-2539</b>	
KTM 300 XC/XC-W	2006	<b>18-2539</b>	
KTM 360 (All)	96-97	<b>18-2595</b>	
KTM 380 (All)	98-03	<b>18-2595</b>	

**SUSPENSION**

**ACCESSORIES**

<b>POLARIS® ATV</b>		<b>GENUINE</b>	<b>VALUE</b>
250 Series, 2 & 4WD	89-99	<b>18-0392</b>	
300 Series, 2 & 4WD	94-95	<b>18-0393</b>	
350 Series, 2 & 4WD	92-93	<b>18-0396</b>	
400 Series, 2 & 4WD	94-95	<b>18-0397</b>	
Magnum 330 2x4	03-05	<b>18-0460</b>	
Magnum 330 4x4	03-06	<b>18-0460</b>	
Trailblazer 330	08-11	<b>18-0460</b>	
Trailboss 330	03-11	<b>18-0460</b>	
Scrambler 500 2x4	01-02	<b>18-0461</b>	
Scrambler 500 4x4	98-02	<b>18-0461</b>	
Sportsman 500	01-02	<b>18-0461</b>	
Predator 500	03-07	<b>18-0462</b>	
Outlaw 500	06-07	<b>18-0462</b>	
Scrambler 500 2x4	03-05	<b>18-0463</b>	

**MARINE**

<b>POLARIS® ATV</b>		<b>GENUINE</b>	<b>VALUE</b>
Scrambler 500 4x4	03-09	<b>18-0463</b>	
Sportsman 500	99-00	<b>18-0468</b>	
Magnum 500	00-02	<b>18-0468</b>	
Sportsman 700	02-06	<b>18-0469</b>	

<b>SUZUKI® STREET</b>		<b>GENUINE</b>	<b>VALUE</b>
GS550B/C/EC	77-78	<b>18-2585</b>	
GS550ET/LT/LX/LZ	80-82	<b>18-2589</b>	
GS550MZ	1982	<b>18-2589</b>	
GS550TX	1981	<b>18-2589</b>	
DR650SE Dualsport	96-14	<b>18-9361</b>	<b>18-9361V</b>
GS650GX/GZ/GD	81-83	<b>18-2584</b>	<b>18-2584V</b>
GS650GLX/GLZ/GLD	81-83	<b>18-2584</b>	<b>18-2584V</b>
GS650MD Katana	1983	<b>18-2584</b>	<b>18-2584V</b>
GS750B/C/EC/N/EN/LN	77-79	<b>18-2466</b>	
GS750ET/EX/EZ	80-82	<b>18-2592</b>	<b>18-2592V</b>
GS750S Katana	1983	<b>18-2593</b>	
GS750LT/LX	80-81	<b>18-2592</b>	<b>18-2592V</b>
GS750TZ/TD	82-83	<b>18-2592</b>	<b>18-2592V</b>
GT750L/M/A/B 2-stroke	74-77	<b>18-2465</b>	
GS850GT/GX/GZ/GD	80-83	<b>18-2591</b>	<b>18-2591V</b>
GS850GL	80-83	<b>18-2591</b>	<b>18-2591V</b>
GS1000C/EC/N/EN	78-79	<b>18-2583</b>	<b>18-2583V</b>
GS1000GT/GLT/GX/GLX	80-81	<b>18-2582</b>	<b>18-2582V</b>
GS1000ET/ST	1980	<b>18-2582</b>	<b>18-2582V</b>
GS1100E	80-83	<b>18-2590</b>	<b>18-2590V</b>
GS1100E/ES	1983	<b>18-2593</b>	
GS1100GZ/GLZ/GD/GLD	82-83	<b>18-2590</b>	<b>18-2590V</b>
GS1100GKZ/GK2/GKD	82-83	<b>18-2590</b>	<b>18-2590V</b>
GS1100LT	1980	<b>18-2590</b>	<b>18-2590V</b>
GS1100S Katana	1983	<b>18-2593</b>	

<b>SUZUKI® ATV</b>		<b>GENUINE</b>	<b>VALUE</b>
LT-Z50	06-09	<b>18-0506</b>	
LT-80 Quadrunner	96-04	<b>18-9335</b>	
ALT/LT125	83-87	<b>18-4198</b>	
LT160E	89-92	<b>18-0509</b>	
LT-F160	91-00	<b>18-0509</b>	
LTF230G/H	86-87	<b>18-2679</b>	
LT-F230 Quadrunner	85-88	<b>18-2679</b>	
LT-F250 LT4WD	90-96	<b>18-0387</b>	
LT4WD King Quad	91-98	<b>18-0388</b>	
LT-A400F Eiger Auto 4x4	02-07	<b>18-0512</b>	
LT-F400F Eiger 4x4	02-07	<b>18-0512</b>	

<b>SUZUKI® DUAL SPORT/OFFROAD</b>		<b>GENUINE</b>	<b>VALUE</b>
DR-Z125/L	03-05	<b>18-9329</b>	

<b>YAMAHA® STREET</b>		<b>GENUINE</b>	<b>VALUE</b>
RD350/A/B	73-75	<b>18-2445</b>	
XS1/XS1B-650	70-71	<b>18-2433</b>	
XS650SE/SE II Special	1978	<b>18-5140</b>	
XS650SF/SG Special	79-80	<b>18-5140</b>	
XS650H Special II	1981	<b>18-5143</b>	
XS650SH/SJ/SK Special	81-83	<b>18-5143</b>	
XV700L/LC/N/NC Virago	84-85	<b>18-2414</b>	<b>18-2414V</b>
XV700S/SC/T/TC Virago	86-87	<b>18-2414</b>	<b>18-2414V</b>
XS750D/2D (triple)	1977	<b>18-2579</b>	
XS750E/SE/F/SF (triple)	78-79	<b>18-2662</b>	
XV750H/J/K Virago	81-83	<b>18-2577</b>	
XV750MK Midnight	1983	<b>18-2577</b>	
XV750U Virago	88-95	<b>18-2599</b>	
XV750H Virago	96-97	<b>18-2599</b>	
XS850G/H (triple)	80-81	<b>18-5112</b>	<b>18-5112V</b>
XS850LG/LH Midnight	80-81	<b>18-5112</b>	<b>18-5112V</b>
XS850SG/SH Special	80-81	<b>18-5112</b>	<b>18-5112V</b>
XV920J Virago	1982	<b>18-2578</b>	
XV920RH/RJ	81-82	<b>18-2578</b>	
XV1000L Virago	84-85	<b>18-5230</b>	
XS1100E	1978	<b>18-2555</b>	<b>18-2555V</b>
XS1100SE Special	1978	<b>18-2555</b>	<b>18-2555V</b>
XS1100F	1979	<b>18-2581</b>	
XS1100SF Special	1979	<b>18-2581</b>	
XS1100LG/LH Special	80-81	<b>18-2606</b>	<b>18-2606V</b>

YAMAHA® STREET		GENUINE	VALUE
XS1100SG Special	1980	18-2559	
XS1100SH Special	1981	18-2606	18-2606V
XV1100S/SC/T/TC Virago	86-87	18-2409	
XV1100U/UC~L/LC Virago	88-99	18-2596	18-2596V
XV1100SH/SHC/SJ/SJC	96-97	18-2596	18-2596V
XV1100SK Virago	1998	18-2596	18-2596V

YAMAHA® DUAL SPORT/OFFROAD		GENUINE	VALUE
PW50	85-06	18-9560	
TT-R50	06-09	18-9561	
PW80	91-06	18-9562	
YZ80	97-01	18-9563	
YZ85	02-11	18-2531	
TT-R90	00-05	18-9567	
TT-R90E	06-07	18-9568	
TT-R125 /L	00-07	18-9331	
XT250 Dualsport	08-12	18-9569	
YZ400F	98-99	18-9572	

YAMAHA® ATV		GENUINE	VALUE
YFM80	92-04	18-4199	
YFA-1 Breeze	91-99	18-2638	
YFA-1 Breeze (49 State)	00-04	18-2638	
YFA-1 Breeze (Calif models)	00-04	18-2640	
YFM125G Grizzly	04-06	18-2640	
YFM125G Grizzly	07-13	18-2594	
YFS200 Blaster	88-05	18-2658	
YFM200	86-89	18-4203	
YFB250 Timberwolf	92-00	18-2686	
YFM250W/A/B Moto-4	89-91	18-2686	
YFM350ER	89-93	18-4179	
YFM350ERT Moto-4	87-95	18-2684	
YFM350FW Big Bear 4WD	89-97	18-2684	
YFM350R Raptor	04-11	18-2687	
YFM350X Warrior	88-02	18-0389	
YFZ350 Banshee	87-05	18-2691	
YFM400 Big Bear 400	00-06	18-4207	
YFM400F Kodiak 400	96-98	18-4205	
YFZ450/S	04-09	18-4303	
YFM660F Grizzly	06-08	18-4308	
YFM660R Raptor*	01-04	18-4212	

\*18-4212 INCLUDES COMPONENTS TO REBUILD TWO CARBURETORS

## K&L CARBURETOR FLOAT & PIN KIT

Carb Float and Carb Float Pin. **Made in Japan.** Sold as a 2 piece set.



HARLEY DAVIDSON®		
18-99451	27576-92	Carb Float
FXST		92-06
FLST		92-06
FXD		92-06
FLT		92-06
XL		92-06

KAWASAKI® STREET		
18-1947	16031-1009	Carb Float
	92043-1066	Carb Float Pin
KZ550A		82-83
KZ550C LTD		80-83
KZ550D Gpz		1983
18-1949	16031-030	Carb Float
	16032-008	Carb Float Pin
KZ750B		76-79
KZ750G LTD II		1980
18-1948	16031-1018	Carb Float
	92043-1112	Carb Float Pin
KZ550A		1983

KZ550F Spectre		1983
KZ550F LTD		1984
KZ550H Gpz		82-83
KZ550M LTD		1983
ZX550A Gpz		84-86

18-2609	16031-1013	Carb Float Mikuni Carbs
	16032-008	Carb Float Pin
KZ650H2/H3 CSR		82-83
KZ700A1		1984
KZ750K1/K2 LTD (2-cylinder)		83-84
KZ750L3		1983
KZ750M1 CSR (2-cylinder)		1982
KZ750R1 GPz		1982
ZX750A1/A2/A3 GPz		83-85
KZ1000J1/J2/J3		81-83
KZ1000K1/K2 LTD		81-82
KZ1000M1/M2 CSR		81-82
KZ1000P1~P21 Police		82-02
KZ1000P24 Police		2005
KZ1000R1/R2 Replica		82-83
KZ1100A1/A2/A3 Shaft		81-83
KZ1100D1/D2 Spectre		82-83
KZ1100L1 LTD		1983
ZN1100B1/B2 LTD Shaft		84-85

KAWASAKI® ATV		
18-1949	16031-030	Carb Float
	16032-008	Carb Float Pin
KXT250 Tecate		84-85

KAWASAKI® OFFROAD		
18-1947	16031-1009	Carb Float
	92043-1066	Carb Float Pin
KE100A/B		76-86
KM100A		76-81

18-1949	16031-1009	Carb Float
	92043-1066	Carb Float Pin
KDX250B		81-84
KX250		82-84
KX500C		1983

SUZUKI® STREET		
18-2609	13250-44080	Carb Float Mikuni Carbs
	13254-92311	Carb Float Pin

GS250TT/TX		80-81
GS300LZ/LD		82-83
GS300LF		1985
GS450ED		1983
GS450GAZ/GAD Automatic		82-83
GS450GAF Automatic		1985
GS450LD		1983
GS450LF/LG/LH/LJ		85-88
GS450TXD		1983
GS550ET		1980
GS550LT/LX/LZ		80-82
GS550MZ		1982
GS550TX		1981
GR650D/XD Tempter		83-84
GS650EX/EZ		81-82
GS650GX/GZ/GD		81-83
GS650GLX/GLZ/GLD		81-83
GS650MD Katana		1983
GS700EF/ESF		1985
GS750ET/EX/EZ		80-82
GS750ED/ESD		1983
GS750LT/LX		80-81
GS750SD Katana		1983
GS750TZ/TD		82-83
GS850GT/GX/GZ/GD		80-83
GS850GLT/GLX/GLZ/GLD		80-83
GS1000ET		1980
GS1000GT/GX		80-81
GS1000GLT/GLX		80-81
GS1000ST		1980
GS1000SZ Katana		1982
GS1100ET/EX/EZ		80-82
GS1100ED/ESD		1983

EQUIPMENT & TOOLS

HARD PARTS

CARB & FUEL

IGNITION/ELECTRICAL

CONTROL

SUSPENSION

ACCESSORIES

MARINE



EQUIPMENT & TOOLS

SUZUKI® STREET		
GS1100GKZ/GK2/GKD/GKE		82-84
GS1100GLZ/GLD		82-83
GS1100LT		1980
GS1100SD		1983
GS1150ES3/ESE/EF/ESF/EF2/EG/ESG		83-86

HARD PARTS

YAMAHA® STREET		
<b>18-1955</b>	4L0-14185-00	Carb Float
	537-14186-00	Carb Float Pin
RZ350		84-85
<b>18-1957</b>	2A2-14985-00	Carb Float
	537-14186-00	Carb Float Pin
XS400		77-79
XS500E		1978
XS750E/SE/F/SF		78-79
XS1100E/F		78-79
<b>18-1958</b>	256-14985-00	Carb Float
	127-14186-00	Carb Float Pin

CARB & FUEL

XS-1		1970
XS-2		1972
TX650		73-74
TX750		73-74
XS650		75-77
XS500		76-77
XS650E/F/2F		78-79
XS650SE/SF/SG		78-80
<b>18-1959</b>	1WG-14985-00	Carb Float
	353-14186-00	Carb Float Pin

IGNITION/ELECTRICAL

FZR400		88-90
FZ700		1987
FZ750		1988
FZR750R		87-88
FZR1000		87-88
<b>18-1960</b>	3GM-14985-00	Carb Float
	53L-14186-00	Carb Float Pin
YZF750R		94-98
TDM850		92-93
FZR1000		89-95
<b>18-1961</b>	2JN-14385-00	Carb Float
	6E5-14386-01	Carb Float Pin
TW200		87-00
SRX250		1987
<b>18-2632</b>	5Y1-14385-00-00	Carb Float TK (Tekei) Carbs
	6E5-14386-01-00	Carb Float Pin

CONTROL

XC125 Riva		85-89
XC125B/D/E Riva		91-93
XC125Z Riva		86-00
XC200T/U/W Riva		87-89
XC200ZCT Riva		1987
XC200Z Riva		88-91
XT250L/LC Dualsport		1984
XT350 Dualsport		85-99
XT550J/K Dualsport		82-83
SRX600S/SC		1986
XT600 Dualsport		84-89
<b>18-2607</b>	2VA-14185-00-00	Carb Float Mikuni Carbs
	537-14186-00-00	Carb Float Pin

SUSPENSION

XT225 Serrow		92-00
XT225 Dualsport		01-05
XV750 Virago		88-97
XV1100 Virago		88-99
XV1100 Virago		96-98
<b>18-2609</b>	3H5-14185-00-00	Carb Float Mikuni Carbs
	537-14186-00-00	Carb Float Pin
SR250G/H/J Exciter		80-82
SR250TH Exciter II		1981, 84-85
XS650H Special II		1981
XS650SH Special		1981
XS650SJ/SK Heritage Special		82-83
XJ700X Maxim X (Mikuni carbs)		85-86

ACCESSORIES

SR250G/H/J Exciter		80-82
SR250TH Exciter II		1981, 84-85
XS650H Special II		1981
XS650SH Special		1981
XS650SJ/SK Heritage Special		82-83
XJ700X Maxim X (Mikuni carbs)		85-86
<b>NOTE: DOES NOT WORK ON XJ700N/NC/S/SC MAXIM APPLICATIONS (85-86) WITH HITACHI CARBS. CHECK CARB BODY FOR IDENTIFICATION.</b>		
XJ900RK Seca		1983
FJ1100L/LC/N/NC		84-85
XJ1100J Maxim		1982
XS1100H		1981

MARINE

XJ900RK Seca		1983
FJ1100L/LC/N/NC		84-85
XJ1100J Maxim		1982
XS1100H		1981

XS1100LH Midnight Special		1981
XS1100SH Special		1981
FJ1200S/SC/T/TC		86-87
FJ1200		89-92
FJ1200A (ABS)		92-93

**YAMAHA® ATV**

<b>18-1955</b>	4L0-14185-00	Carb Float
	537-14186-00	Carb Float Pin
YFS200 Blaster		88-06
YFZ350 Banshee		87-06

<b>18-2602</b>	21V-14185-00-00	Carb Float Mikuni Carbs
	127-14186-00-00	Carb Float Pin

YFA1W Breeze		1989
YFA1 Breeze		91-98
YFA1 Breeze		01-04
YFM125S/GT Grizzly 125		04-11
YFM125GHT Grizzly 125 Hunter		2005
YFU1W/TW Pro Hauler		1989
YFM200N/DX Moto-4		85-89
YTM200K/L/N Tri-Moto		83-85
YTM200EK/EL Tri-Moto		83-84
YTM200ERN Tri-Moto		1985
YFM225S/T/U Moto-4		86-88
YTM225DX/DR Tri-Moto		83-86
YFB250D/E/F/G/H Timberwolf		92-96
YFB250FW Timberwolf		94-00
YFB250U Timberwolf		96-98
YFM250W/A/B Moto-4		89-91

<b>18-2607</b>	2LN-14185-00-00	Carb Float
	2VA-14185-00-00	Carb Float
	537-14186-00-00	Carb Float Pin

YFM250X Beartracker 2WD		99-00
YFM250X Beartracker		01-04
YFM350ER Moto-4		88-90
YFM350ER Moto-4		92-95
YFM350FH Big Bear 4WD Hunting		1999
YFM350FW Big Bear 4WD		89-93
YFM350FW Big Bear		97-98
YFM350FWBL/FWBLC Big Bear 4WD		1999
YFM350FX Wolverine		95-05
YFM350U Big Bear 2WD		96-99
YFM350X Warrior		88-05
YFM400FW Kodiak 4WD		93-99

**YAMAHA® DUALSPORT/OFFROAD**

<b>18-1953</b>	2N7-14185-00	Carb Float
	537-14186-00	Carb Float Pin

DT250F		1979
YZ250		80-88
IT250		81-83
IT465		81-82
YZ465		80-81
IT490		83-84
YZ490		82-83
WR250Z		92-97
WR500Z		92-93

<b>18-1961</b>	25N-14385-00	Carb Float
	6E5-14386-01	Carb Float Pin

TW200		87-00
TTR250		99-06
BW350		87-88
XT600E		90-95

<b>18-2607</b>	2LN-14185-00-00	Carb Float Mikuni Carbs
	2VA-14185-00-00	Carb Float
	537-14186-00-00	Carb Float Pin


TT-R 225		99-04
XT225 Serrow		96-00
XT225 Dualsport		01-05

<b>18-2632</b>	5Y1-14385-00-00	Carb Float TK (Tekei) Carbs
	6E5-14386-01-00	Carb Float Pin

TT225S/T Offroad		
TT-R 230		
XT250L/LC Dualsport		
TT350S/T Offroad		
XT350 Dualsport		
XT550J/K Dualsport		
TT600K/L/N/S Offroad		
XT600L/LC-W/WC Dualsport		

### K&L FLOAT NEEDLES (only)

Made in Japan. Sold pk/5, pk/6, and each where indicated.



HITACHI®			
K&L P/N	APPLICATION	OEM REFERENCE P/N	NOTES
18-8943 pk/5	Yamaha	3J3-W1496-20-00	Keyster
		10L-14390-02-00	
		42H-14390-00-00	

KEIHIN®			
K&L P/N	APPLICATION	OEM REFERENCE P/N	NOTES
18-4761 pk/5	Honda	16155-MN9-004	Keyster
		16155-KFR-701	
		16155-HN7-003	
18-4608 pk/5	Honda	16155-883-005	Keyster
18-4766 pk/5	Honda	16011-147-305	Keyster

18-4769 pk/5	Honda	GL1500 Goldwing	Keyster
18-8950 pk/5	Yamaha	7LG-14150-11-00	Keyster
18-8953 pk/6	Arctic Cat	3304-242	Keyster
	Arctic Cat	5507-038	Keyster
	Honda	16011-382-004	Keyster
	Kawasaki	16030-1007	
	Suzuki	13370-26E00	

18-8954 pk/6	Honda	16155-371-014	Keyster
18-8955 pk/6	Honda	16155-397-971	
18-8958 pk/5	H-D	233337-76	Keyster
		Kawasaki	

18-8984 each	Honda	16011-HA2-671	OEM Keihin
18-6354 pk/5	Suzuki	13370-28E00	Keyster
	Honda	16011-HA2-671	

18-8977 each	Kawasaki	16030-1057	OEM Keihin
	Suzuki	13370-29F00	
	Triumph	T1241033	Keyster
		T1241077	
		Yamaha	

18-6349 pk/5	Kawasaki	16030-1057	Keyster
		Suzuki	
	Triumph	T1241033	Keyster
		T1241077	
		Yamaha	

18-6349 pk/5	KTM	54631220000	Keyster
		Kawasaki	

MIKUNI®			
K&L P/N	APPLICATION	OEM REFERENCE P/N	NOTES
18-8942 pk/5	Yamaha	3H1-14190-28-00	Keyster
		2H0-14190-28-00	
		2H0-14190-20-00	

18-8944 pk/5	Suzuki	13250-17C00,	Keyster	
		13250-20C00		
		13250-40C00		
		Yamaha		1FN-14107-12-00
		1FN-14107-15-00		
		3HH-14107-10-00		
		1UY-14107-25-00		
		25G-14107-23-00		
		3GM-14107-17-00		
		3CF-14107-12-00		

18-8956 pk/6	Kawasaki	16030-027	Keyster
--------------	----------	-----------	---------

MIKUNI®			
K&L P/N	APPLICATION	OEM REFERENCE P/N	NOTES
18-8957 pk/6	Suzuki	13370-45010	Keyster
	Yamaha	1J7-14190-20-00	
	Kawasaki	16030-1016	
	Suzuki	13370-44500	Keyster
	Yamaha	11H-14107-20-00	
		12R-14107-20-00	

TEKEI (TK)®			
K&L P/N	APPLICATION	OEM REFERENCE P/N	NOTES
18-8935 pk/5	Yamaha	1JK-14107-01-00	Keyster
18-8940 pk/5	Yamaha	2JN-14107-00-00	Keyster
		2H0-14190-20-00	


### GENUINE MIKUNI FLOAT VALVE ASSEMBLY

Made in Japan. Sold each.

18-4665 786-36004-(3.5) TMX35/38 Yamaha YZ/Suzuki RM

SUZUKI® OFFROAD	
13370-26C00	
RM125J/K/L/M/N/P	89-93
RM250J/K/L/M/N	88-92
RMX250K/L/M/N	89-96

YAMAHA® OFFROAD	
3JD-14107-35-00	
YZ125W/A/B/D/E1/F1	89-94
YZ250W/A/B/D/E1/F1	89-93
YZ250WRW/WRA	89-90



### MOTION PRO JET WRENCHES

These steel jet wrenches have a rubber snap-off lid over a storage area for extra jets. Handle is knurled for secure grip. Sold each.

- 35-4180 Motion Pro Jet Wrench for 6mm round jets
- 35-4182 Motion Pro Jet Wrench for 6mm hex jets



EQUIPMENT & TOOLS

HARD PARTS

CARB & FUEL

IGNITION/ELECTRICAL

CONTROL

SUSPENSION

ACCESSORIES

MARINE

EQUIPMENT & TOOLS

HARD PARTS

CARB & FUEL

IGNITION/ELECTRICAL

CONTROL

SUSPENSION

ACCESSORIES

MARINE

## K&L FLOAT VALVE ASSEMBLIES

K&L carries both OEM and \*Keyster (aftermarket) replacement Float Valve Assemblies. **Made in Japan.** Sold each.

HITACHI®			
K&L P/N	APPLICATION	OEM REFERENCE P/N	NOTES
18-8937	Yamaha	10L-14390-02-00	Keyster
KEIHIN®			
K&L P/N	APPLICATION	OEM REFERENCE P/N	NOTES
18-4708	Honda	16011-369-004	Keyster
18-4707	Honda	16011-MF5-671	Keyster
18-4767	Honda	16011-MZ8-B40	Keyster
18-4764	Honda	16011-051-004	Keyster
18-4762	Honda	16011-329-004	Keyster
18-4620	Honda	16011-355-004	Keyster
18-4649	Honda	16011-375-004	Keyster
18-4614	Honda	16011-MB1-671	Keyster
18-4616	Honda	16011-MR6-671	Keyster
18-4713	Honda	16011-341-004	Keyster
18-4738	Honda	16011-ML5-672	Keyster
18-4738	Honda	16011-ML7-721	Keyster
18-4621	Kawasaki	16030-1009	Keyster
18-4625	Kawasaki	16030-1024	Napco
18-4744	Kawasaki	16030-1088	Keyster
MIKUNI®			
K&L P/N	APPLICATION	OEM REFERENCE P/N	NOTES
18-4651	Arctic Cat	4505-022	Oem Mikuni
18-4676	Arctic Cat	4505-022	Keyster
18-4741	Kawasaki	16030-1001	Keyster
18-4674	Kawasaki	16030-1001	Oem Mikuni
18-4675	Kawasaki	16030-005	Oem Mikuni
18-4652	Kawasaki	16030-026	Keyster
18-4670	Kawasaki	16030-027	Oem Mikuni
18-4671	Kawasaki	16030-1016	Napco
18-4683	Kawasaki	16030-1020	Oem Mikuni
18-4657	Kawasaki	16030-1066	Oem Mikuni
18-9242	Polaris	3130360	Keyster
18-4709	Suzuki	13370-02D00	Keyster
18-4606	Suzuki	13370-24400	Oem Mikuni
18-4657	Suzuki	13370-05320	Keyster
18-4665	Suzuki	13370-26C00	Oem Mikuni
18-4711	Suzuki	13370-38B00	Keyster
18-4682	Suzuki	13370-39A00	Keyster
18-4607	Suzuki	13370-43250	Oem Mikuni
		13370-19B00	
18-4700	Suzuki	13370-44010	Keyster
18-4653	Suzuki	13370-44500	Keyster
18-4666	Suzuki	13370-44500	Oem Mikuni
18-4709	Suzuki	13370-44B00	Keyster
18-4670	Suzuki	13370-45010	Oem Mikuni
18-4648	Suzuki	13370-45010	Keyster
18-4705	Suzuki	13370-46E00	Keyster
18-4727	Suzuki	13370-46E20	Keyster
18-4729	Suzuki	13370-48B00	Keyster
18-4673	Suzuki	13372-31210	Oem Mikuni
18-4683	Suzuki	14470-14300	Oem Mikuni
18-4653	Yamaha	11H-14107-20-00	Keyster
18-4684	Yamaha	1FN-14107-12-00	Keyster
18-4652	Yamaha	1J7-14190-20-00	Keyster
18-4672	Yamaha	1UA-14190-28-00	Keyster
18-9073	Yamaha	1UY-14107-25-00	Keyster
18-4669	Yamaha	21V-14190-18-00	Keyster
18-4676	Yamaha	25G-14107-20-00	Keyster
18-4667	Yamaha	2MA-14107-28-00	Keyster
18-4666	Yamaha	11H-14107-20-00	Oem Mikuni
18-4757	Yamaha	1FK-14190-15-00	Keyster
18-4673	Yamaha	1J7-14190-20-00	Oem Mikuni
18-4699	Yamaha	1UA-14190-28-00	Oem Mikuni
18-4693	Yamaha	1UY-14107-25-00	Oem Mikuni
18-4650	Yamaha	21L-14107-25-00	Keyster
18-4695	Yamaha	21V-14190-18-00	Oem Mikuni



MIKUNI®			
K&L P/N	APPLICATION	OEM REFERENCE P/N	NOTES
18-4651	Yamaha	25G-14107-20-00	Oem Mikuni
18-4760	Yamaha	25G-14107-23-00	Keyster
18-4740	Yamaha	42H-14390-00-00	Keyster
18-8941	Yamaha	4KM-14107-15-00	Keyster
18-4698	Yamaha	2MA-14107-28-00	Oem Mikuni
18-4758	Yamaha	3CF-14107-15-00	Keyster
18-4665	Yamaha	3JD-14107-35-00	Oem Mikuni
18-9249	Yamaha	4WV-14190-28-00	Keyster
18-9255	Yamaha	5UH-14107-20-00	Keyster
18-4674	Yamaha	6K8-14916-20-00	Oem Mikuni

## LED MAGNIFYING GLASS

3" Diameter Lighted Magnifying Glass. 4X Magnification Power. Great For Reading Jet Sizes. Replaceable Battery.

35-4321 LED Magnifying Glass



## K&L MIXTURE SCREW WASHERS FOR KEIHIN CARBS

Made in Japan. Sold pk/50.

18-0055 Mixture Screw Washers: 1 x 3 x 5mm



## K&L FUEL MIXTURE SCREWS FOR SUZUKI MIKUNI BS SERIES CARBS

Mixture screws for Suzuki GS series carburetors. (CV Carbs). Each mixture screw includes o-ring, washer spring and aluminum plug.

Made in Japan. Sold each.

18-2645 FA-1 6 x 0.5mm x 20.60mm GS750/GS850/GS1000  
 18-2646 FA-2 6 x 0.5mm x 22.00mm GS1000/GS1100/GS1150





18-8913



18-8987



18-8914

### K&L HONDA® SHOP FLOAT NEEDLE KIT

Kit contains one pack each of six different float needles. Comes with storage box.

**18-8986** Honda Keihin Shop Float Needle Kit.

#### REPLACEMENT KEIHIN TYPE FLOAT NEEDLES FOR KIT

Rubber Viton tip float needle. **Made in Japan.**

**18-8953** 16011-382-004 (pk/6)

**18-8954** 16155-371-305 (pk/6)

**18-8955** 16155-413-751 (pk/6)

**18-8955** 16155-397-971 (pk/5)

**18-4608** 16155-883-005 (pk/5)

**18-4766** 16011-147-305 (pk/5)

### K&L YAMAHA® SHOP FLOAT NEEDLE KIT

Kit contains one pack each of seven different float needles.

Comes with plastic storage box.

**18-8974** Yamaha Shop Float Needle Kit

#### REPLACEMENT FLOAT NEEDLES FOR KIT

##### HITACHI®

**18-8943** 3J3-W1496-20-00, 42H-14390-00-00, 10L-14390-02-00 (pk/5)

##### MIKUNI®

**18-8942** Rubber Tip Needle (pk/5)  
3H1-14190-28-00, 2H0-14190-28-00, 2H0-14190-20-00

**18-8944** Rubber Tip Needle (pk/5)  
1FN-14107-12-00, 1FN-14107-15-00, 3HH-14107-10-00,  
25G-14107-20-00, 25G-14107-23-00, 3GM-14107-17-00,  
3CF-14107-12-00, 3CF-14107-15-00

**18-8956** Metal Tip Needle (pk/6)  
1J7-14190-20-00

**18-8957** Metal Tip Needle (pk/6)  
11H-14107-18-00, 11H-14107-20-00, 12R-14107-20-00

##### TEKEI (TK)®

**18-8935** Rubber Tip Needle-1JK-14107-01-00 (pk/5)

**18-8940** Rubber Tip Needle-2JN-14107-00-00 (pk/5)



18-8944



18-8943

### CARBURETOR FLOAT BOWL SCREWS

**33-7715** Kit contains 25 each of the following, replacements Sold pk/25.

**33-7821** 4x12mm    **33-7823** 4x16mm    **33-7825** 5x14mm

**33-7822** 4x14mm    **33-7824** 5x12mm    **33-7826** 5x16mm



33-7826



33-7715

### K&L KAWASAKI/SUZUKI® SHOP FLOAT NEEDLE KIT

Kit contains one pack each of four different float needles. Comes with storage box.

**18-8987** Mikuni Shop Float Needle Kit

#### REPLACEMENT MIKUNI® TYPE FLOAT NEEDLES FOR KIT

**18-8956** Metal Tip Needle (pk/6)  
Kawasaki 16030-027, Suzuki 13370-45010

**18-8957** Metal Tip Needle (pk/6)  
Kawasaki 16030-1016, Suzuki 13370-44500

**18-8944** Rubber Tip Needle (pk/5)  
Suzuki-13250-17C00, 13250-20C00, 13250-40C00

#### REPLACEMENT KEIHIN® TYPE FLOAT NEEDLES FOR KIT

**18-8953** Rubber Tip Needle (pk/6)  
Kawasaki-16030-1007, Suzuki 13370-26E00

### K&L KEIHIN® SHOP FLOAT NEEDLE KIT

Kit contains three different float needles: K1, K2 and K3. Includes six of each needle in a plastic storage box.

**18-8913** Keihin Shop Float Needle Kit

#### REPLACEMENT KEIHIN® TYPE FLOAT NEEDLES FOR KIT

Rubber Viton tip float needle. **Made in Japan.** Sold pk/6.

**18-8953** K1 - 16011-382-004

**18-8954** K2 - 16155-371-305

**18-8955** K3 - 16155-413-751

### K&L MIKUNI® SHOP FLOAT NEEDLE KIT

Kit contains two different float needles, 12 each of M1 and M2 needles. Comes in plastic storage box.

**18-8914** Mikuni Shop Float Needle Kit

#### REPLACEMENT MIKUNI® TYPE FLOAT NEEDLES FOR KIT

Metal tip float needle. **Made in Japan.** Sold pk/6.

**18-8956** M1 - Kaw. 16030-027, Suz. 11370-45010,  
Yam. 1J7-14190-20-00

**18-8957** M2 - Kaw. 16030-1016, Suz. 11370-44500,  
Yam. 25G-14107-20-00

### PHILLIPS HEAD SCREWS

**Made in Japan.** Zinc plated. Sold pk/25.

**33-7800** 6x10mm    **33-7806** 6x25mm    **33-7810** 6x45mm

**33-7801** 6x12mm    **33-7807** 6x30mm    **33-7811** 6x50mm

**33-7802** 6x16mm    **33-7808** 6x35mm    **33-7812** 6x55mm

**33-7804** 6x20mm    **33-7809** 6x40mm

33-7804



33-7809

### K&L CARB SHOP REPAIR ASSORTMENT KIT

This kit includes one pack each of items listed below, in a storage box.

- 18-5612** Carb Shop Repair Assortment Kit
- 33-3962** Spring Action Hose Clamps 13mm pk/5.
- 11-4972** Carb Flange/Holder Rubber Plug pk/5

### REPLACEMENT FUEL & VACUUM HOSE CLIPS PK/10

- |                    |                     |                     |
|--------------------|---------------------|---------------------|
| <b>33-3922</b> 6mm | <b>33-3925</b> 9mm  | <b>33-3927</b> 13mm |
| <b>33-3923</b> 7mm | <b>33-3926</b> 11mm | <b>33-3928</b> 15mm |
| <b>33-3924</b> 8mm |                     |                     |

### PHILLIPS SCREWS PK/25.

- |                       |                       |                       |
|-----------------------|-----------------------|-----------------------|
| <b>33-7821</b> 4x12mm | <b>33-7822</b> 4x14mm | <b>33-7823</b> 4x16mm |
| <b>33-7824</b> 5x12mm | <b>33-7825</b> 5x14mm | <b>33-7826</b> 5x16mm |

### MIKUNI TYPE NEEDLES, METAL TIP. PK/6

- 18-8956** M1
- 18-8957** M2

### KEIHIN TYPE NEEDLES, RUBBER TIP. PK/6

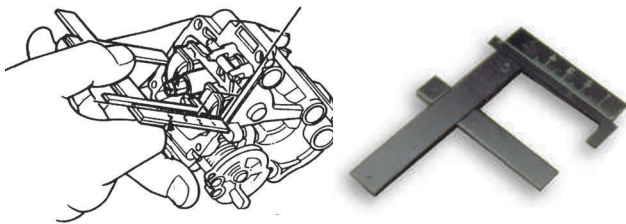
- 18-8953** K1
- 18-8954** K2
- 18-8955** K3



### FLOAT LEVEL GAUGE

For measuring float level height between the float and carburetor gasket surface. Adjustable to fit most carburetors.

- 35-9123** YE-23550 Float Level Gauge



### MIKUNI "TMX" CARBURETOR REBUILD KIT

**NOTE: \*18-2552 HAS NO JETS, FLOAT NEEDLE OR NEEDLE VALVE ASSEMBLY - O-RINGS ONLY. SEE PAGE228 FOR FLOAT VALVE ASSY.**

- 18-2552** TMX35/TMX38 "Flat Slide" Carbs\*



### MIKUNI CARB REBUILD KITS

Genuine Mikuni carb rebuild kits contain all necessary gaskets, diaphragms, o-rings, washers, check valve and spring to completely overhaul Mikuni BN38/44 mm and Super BN carburetors. **Made in Japan.**

- 98-8524** For Mikuni BN38/44mm carbs  
Fits Kawasaki JS440 (77-92) and JS550 (82-90)  
Fits Yamaha 500/650 (through 1989) and 650 LX (1990)
- 98-4166** For Mikuni Super BN carbs.  
Fits Yamaha 500/650 (1990 on)



### K&L MIKUNI CARBURETOR O-RING SHOP KIT

**Made in Japan.** Kit is shipped in plastic storage box

**NOTE: MEASUREMENTS GIVEN ARE INNER DIAMETER X THICKNESS**

- 18-4605** Mikuni Carb Shop O-Ring Kit  
Kit includes the following: (one pack each part number)
- 18-4630** Carb O-Ring 4.0mm I.D. x 1.0mm thick-pk/25
- 18-4631** Carb O-Ring 7.5mm I.D. x 1.5mm thick-pk/25
- 18-4632** Carb O-Ring 2.65mm I.D. x 1.15 mm thick-pk/25
- 18-4602** Carb O-Ring 5.7mm I.D. x 1.3mm thick-pk/25
- 18-4634** Carb O-Ring 3.7mm I.D. x 1.8 mm thick-pk/25
- 18-4635** Carb O-Ring 4.8mm I.D. x 1.9mm thick-pk/25
- 18-4636** Carb O-Ring 2.4mm I.D. x 1.6mm thick-pk/25
- 18-4637** Carb O-Ring 10.2mm I.D. x 1.4mm thick-pk/25
- 18-4638** Carb O-Ring 6.6mm I.D. x 1.5mm thick-pk/25
- 18-4639** Carb O-Ring 2.7mm I.D. x 2.0mm thick-pk/25
- 18-4689** Carb Passage Rubber Plug for Suzuki & Yamaha-pk/4



18-4605

### K&L KEIHIN CARBURETOR O-RING SHOP KIT

**Made in Japan.** Kit is shipped in plastic storage box

**MEASUREMENTS GIVEN ARE INNER DIAMETER X THICKNESS**

- 18-4600** Keihin Carb Shop O-Ring Kit  
Kit includes the following: (one pack each part number)
- 18-4601** Carb O-Ring 2.8mm I.D. x 1.9mm thick-pk/25
- 18-4602** Carb O-Ring 5.7mm I.D. x 1.3mm thick-pk/25
- 18-4603** Carb O-Ring 4.47mm I.D. x 1.78mm thick-pk/25
- 18-4604** Carb O-Ring 3.2mm I.D. x 1.1mm thick-pk/25
- 18-4609** Carb O-Ring 4.2mm I.D. x 1.1mm thick-pk/25
- 18-4613** Carb O-Ring 5.0mm I.D. x 1.3mm thick-pk/25
- 18-4617** Carb O-Ring 2.8mm I.D. x 1.3mm thick-pk/25
- 18-4619** Carb O-Ring 2.8mm I.D. x 1.2mm thick-pk/25
- 18-4622** Carb O-Ring 5.8mm I.D. x 1.9mm thick-pk/25
- 18-4623** Carb O-Ring 6.9mm I.D. x 1.3mm thick-pk/25
- 18-4624** Carb O-Ring 4.8mm I.D. x 1.9mm thick-pk/25
- 18-4688** Carb Passage Rubber Plug for GL1000 -pk/4
- 18-4690** Carb Passage Rubber Plug for CB750K-pk/4
- 18-0055** Mixture Screw Washers, 1mm x 3mm x 5mm-pk/50
- 18-0015** Needle Clips-pk/100

### KEIHIN O-RINGS (NOT IN 18-4600 CARB SHOP O-RING KIT)

- 18-4626** Carb O-Ring 4.2mm I.D. x 1.3mm thick-pk/25
- 18-4641** Carb O-Ring 18.6mm I.D. x 2.4mm thick-pk/25



18-4626



18-4641



## FLOAT BOWL GASKETS/O-RINGS

Made in Japan. Sold pk/4

ARCTIC CAT®	
K&L P/N	OEM REFERENCE OR APPLICATION
18-2650	4505-044
18-2676	5507-068
18-2681	3304-219
18-4816	5507-067

HONDA®	
K&L P/N	OEM REFERENCE OR APPLICATION
18-2649	C70/CT70 after 1980
18-2650	CT70 before 1980
18-2604*	CR85 05-08 OEM: 16163-KBA-850 (Sold each)
18-2680	CB/CL/SL100 & CB/CL125 early
18-2616*	CR125R 99-00 OEM: 16163-Kz4-J01 (Sold each)
18-8985	MT125R
18-2681	CM185/200T Twinstar (New-Preformed Style)
18-2659	XR/XL 200-350 Dual Carb
18-2634	XL250/K Motorsport
18-2636	CB550K
18-2666	CB550SC/CB700SC Nighthawk, VT600C Shadow (after 1999)
18-2664	CBR600/900/1000, 16163-MZ5-920
18-2672	CB750 (early SOHC) 69-75
18-2631	CB750C/F/K/SC 79-83 & GL1100 Goldwing
18-2675	VF750F & GL1200/1500 Goldwing
18-2695	GL1000 Goldwing
18-2682	16010-KCR-900 VTR250
18-5591	16010-MAJ-D00 ST1100
18-6319	16163-165-B10
18-4629	16163-HM7-700, 16163-MEA-671
18-5592	16163-KEA-000 GL1500C
18-6323	16163-KPK-901
18-5580	16163-MBB-640 VTR1000F
18-6274	16163-MEB-671 CRF250/450

KAWASAKI®	
K&L P/N	OEM REFERENCE OR APPLICATION
18-2672	11009-1028
18-6426	11009-1079
18-6440	11009-1147
18-6463	11009-1156
18-2612	11009-1241-(11060-1607)
18-2623	11009-1562 with accelerator pump hole
18-2614	11009-1563
18-2660	11009-1676
18-8985	11009-1716
18-2616*	11060-1254 (Sold each)
18-2649	11060-1700
18-2667	16019-008
18-2634	16019-024, KZ750 4-cylinder
18-2613	16019-029
18-4646	92055-S058
18-6274	92055-0066
18-4770	92055-1128
18-2676	92055-1222
18-2604*	92055-1389 (Sold each)
18-2677	92055-1426
18-4816	92055-1518
18-2851	92055-1588
18-4825	92055-1589
18-6365	92055-1659

KEIHIN®	
K&L P/N	OEM REFERENCE OR APPLICATION
18-8985	PJ/PWK35/36/38/38mm carbs

MIKUNI®	
K&L P/N	OEM REFERENCE OR APPLICATION
18-2667	VM28/18

KTM®	
K&L P/N	OEM REFERENCE OR APPLICATION
18-2616*	54831010000 Models With PWK AG Carb Quad Vent/Air Striker With Hole On O-Ring (Sold each)
18-6274	Models with Keihin FCR Carb 06-up
18-8985	Late model 250/300/360SX/MXC/EXC PJ/PWK-35/36/38/38mm carbs, up to year 2000
18-2604	Models with PWK28 47031010000
18-5595	54831010000

POLARIS®	
K&L P/N	OEM REFERENCE OR APPLICATION
18-2667	3130020
18-2655	3130532
18-2661	3130917

SUZUKI®	
K&L P/N	OEM REFERENCE OR APPLICATION
18-2604*	13251-03B10, K9205-51389 (Sold each)
18-6512	13251-04110
18-6447	13251-14300
18-6443	13251-18900
18-6426	13251-30110
18-2613	13251-31210
18-6463	13251-32410
18-2667	13251-33110
18-6274	13251-35G00
18-4810	13251-38A00
18-4800	13251-38A10
18-2655	13251-42A00
18-2614	13251-43010
	13251-47010
18-2600	13251-44012
18-2612	13251-44080-H17
	13251-44080
18-6440	13251-46010
18-6451	13258-02100
18-4646	13258-04F00
18-2676	13258-26E00
18-2851	13258-33E00
18-2661	13258-44B00
18-8985	13696-28E00
18-2616	13696-44E00 (Sold each)
18-2649	K1106-01700

TRIUMPH®	
K&L P/N	OEM REFERENCE OR APPLICATION
18-2661	1240060-T0301
18-2676	T1241036

YAMAHA®	
K&L P/N	OEM REFERENCE OR APPLICATION
18-8994	10L-14984-01-00
18-6427	127-14184-00-00
18-6430	14T-14384-00-00
18-2667	168-14184-00-00
18-8992	1FN-14147-00-00
18-8996	1HX-14147-00-00
18-4628	1UY-14147-00-00
18-2660	24W-14184-00-00
18-2613	256-14984-00-00
18-2617	2A2-14984-01-00
18-2655	2LN-14147-00-00
18-6363	22F-14184-00-00
18-2852	22V-14147-00-00
18-6362	296-14184-01-00
18-6440	304-14184-00-00
18-4774	30X-14384-00-00
18-2652	360-14184-00-00
	360-14184-01-00
18-2696	3CF-14984-01-00
18-2612	3F7-14984-00-00
18-2858	3GM-14997-00-00
18-2622	3J3-14984-00-00

EQUIPMENT & TOOLS

HARD PARTS

CARB & FUEL

IGNITION/ELECTRICAL

CONTROL

SUSPENSION

ACCESSORIES

MARINE

EQUIPMENT & TOOLS

YAMAHA®	
K&L P/N	OEM REFERENCE OR APPLICATION
<b>18-2635</b>	3XW-14984-00-00 12R-14984-00-00
<b>18-6426</b>	483-14184-00-00
<b>18-6440</b>	4E9-14184-00-00
<b>18-2615</b>	4G0-14984-00-00
<b>18-6358</b>	4GL-14239-00-00
<b>18-2619</b>	4H7-14984-01-00
<b>18-2677</b>	4JH-14984-00-00, YZF600R
<b>18-2616*</b>	4JT-14984-00-00 (Sold each)
<b>18-6365</b>	4PE-1416A-00-00
<b>18-6442</b>	4U1-14384-00-00
<b>18-2661</b>	4WV-14147-20-00
<b>18-2624</b>	4X7-14984-01-00
<b>18-2851</b>	4XV-14562-00-00
<b>18-6361</b>	5LB-14384-00-00
<b>18-2604*</b>	5PA-14984-00-00 (Sold each)
<b>18-4646</b>	5DM-14561-00-00
<b>18-4773</b>	5Y1-14384-00-00, SRX600S/SC
<b>18-6274</b>	5JG-14959-00-00
<b>18-2634</b>	93210-67232-00-00

**APPLICATIONS**

*NOTE: FLOAT NEEDLES \*-SOLD EACH, X-SOLD PK/6, NO MARK-PK/5*

HARD PARTS

CARB & FUEL

IGNITION/ELECTRICAL

CONTROL

SUSPENSION

ACCESSORIES

MARINE

ARCTIC CAT® ATV APPLICATION	YEAR	FLOAT NEEDLE	F.V ASSY	F.B.G. O-RING
150 Utility	10-14	<b>18-8953x</b>	—	<b>18-2681</b>
250	99-01	<b>18-8953x</b>	<b>18-4676</b>	<b>18-2655</b>
250	02-05	<b>18-8953x</b>	—	<b>18-2676</b>
DVX 250	06-07	<b>18-8953x</b>	—	<b>18-2681</b>
DVX 250	2008	<b>18-8953x</b>	—	<b>18-2676</b>
250 Utility	2007	<b>18-8953x</b>	—	<b>18-2681</b>
250 Utility	08-09	<b>18-8953x</b>	—	<b>18-2676</b>
300	98-00	<b>18-8953x</b>	<b>18-4676</b>	<b>18-2655</b>
300	01-05	<b>18-8953x</b>	—	<b>18-2676</b>
DVX 300	2009	<b>18-8953x</b>	—	<b>18-2676</b>
DVX 300	11-14	<b>18-8953x</b>	—	—
300 Utility 2X4	2010	<b>18-8953x</b>	—	<b>18-2676</b>
300 Utility	11-14	<b>18-8953x</b>	—	—
350CR	11-12	—	—	<b>18-4816</b>
366 4x4	09-11	—	—	<b>18-4816</b>
375	2002	<b>18-8953x</b>	—	<b>18-2676</b>
400	98-01	<b>18-8953x</b>	<b>18-4676</b>	<b>18-2655</b>
400 2x4	02-04	—	—	<b>18-4816</b>
400 4x4	02-15	—	—	<b>18-4816</b>
400 4X4/FIS	03-04	<b>18-8953x</b>	—	<b>18-2676</b>
400CR	13-15	—	—	<b>18-4816</b>
Bearcat 454 2x4/4x4	1997	<b>18-8953x</b>	<b>18-4676</b>	<b>18-2655</b>
454 2x4/4x4	1998	<b>18-8953x</b>	<b>18-4676</b>	<b>18-2655</b>
500 Manual	98-00	<b>18-8953x</b>	—	<b>18-2655</b>
500 Manual/Auto	01-09	—	—	<b>18-4816</b>
500 Auto	00-02	<b>18-8953x</b>	—	—
650 V-Twin FIS	04-06	<b>18-8953x</b>	—	—
650 H-1	07-12	—	—	<b>18-4816</b>

HONDA® STREET APPLICATION	YEAR	FLOAT NEEDLE	F.V ASSY	F.B.G. O-RING
MB5-50	1982	<b>18-4608</b>	—	—
NA50 Express II	79-81	<b>18-4608</b>	—	—
NB50	1986	<b>18-4608</b>	—	—
NC50 Express(up to eng. PA08BA)	77-78	<b>18-4766</b>	—	—
NC50 Express(from eng.PA08BB)	78-83	<b>18-4608</b>	—	—
NB50M	83-85	<b>18-4608</b>	—	—
NN50MD	1984	<b>18-4608</b>	—	—
NQ50	84-85	<b>18-4608</b>	—	—
NS50F	1990	<b>18-4608</b>	—	—
NU50 Urban Express & Deluxe	82-83	<b>18-4608</b>	—	—
NX50M Express SR	81-82	<b>18-4608</b>	—	—
PA50I/II Moped	1978	<b>18-4766</b>	—	—
PA50I/II Moped	79-83	<b>18-4608</b>	—	—

HONDA® STREET APPLICATION	YEAR	FLOAT NEEDLE	F.V ASSY	F.B.G. O-RING
SA50 & SB50/P	88-90	<b>18-4608</b>	—	—
C70 Passport	80-83	<b>18-4608</b>	—	<b>18-2649</b>
CT70H/HK1 Trail 70H	70-73	—	<b>18-4764</b>	<b>18-2650</b>
CT70K1/K2/K3/K4 Trail 70	72-75	—	<b>18-4764</b>	<b>18-2650</b>
CT70 Trail 70	76-77	—	<b>18-4764</b>	<b>18-2650</b>
CT70 Trail 70	78-79	<b>18-4608</b>	—	—
CT70 Trail 70	80-82	<b>18-4608</b>	—	<b>18-2649</b>
CT70	91-94	—	—	<b>18-2649</b>
CH80	85-91	<b>18-4608</b>	—	—
NH80/MD	83-85	<b>18-4608</b>	—	—
CT90K1/K2/K3/K4 Trail 90	69-73	—	<b>18-4620</b>	<b>18-2650</b>
CT90K5/K6 Trail 90	74-75	—	<b>18-4620</b>	<b>18-2650</b>
CT90 Trail 90	76-77	—	<b>18-4620</b>	<b>18-2650</b>
CT90 Trail 90	78-79	<b>18-4608</b>	—	<b>18-2649</b>
ST90/K1/K2 TrailSport 90	73-75	—	<b>18-4620</b>	<b>18-2650</b>
CB100/K1/K2 Super Sport 100	70-72	—	<b>18-4649</b>	<b>18-2680</b>
CL100/K1/K2 Scrambler 100	70-72	—	<b>18-4649</b>	<b>18-2680</b>
CL100S/S2/S3 Scrambler 100S	71-73	—	<b>18-4649</b>	<b>18-2680</b>
SL100/K1/K2/K3 Motosport 100	70-73	—	<b>18-4649</b>	<b>18-2680</b>
XL100/K1	74-75	—	<b>18-4649</b>	<b>18-2680</b>
XL100	1976	—	<b>18-4649</b>	<b>18-2680</b>
XL100	77-78	<b>18-8953x</b>	—	<b>18-2681</b>
XL100S	79-85	<b>18-8953x</b>	—	<b>18-2681</b>
CT110 Trail 110	80-84	<b>18-4608</b>	—	—
CT110 Trail 110	1986	<b>18-4608</b>	—	—
CB125S1/S2	74-75	—	<b>18-4649</b>	<b>18-2680</b>
CB125S Scrambler	1976	—	<b>18-4649</b>	<b>18-2680</b>
CB125S	78-82	<b>18-8953x</b>	—	—
CB125S	84-85	<b>18-8955</b>	—	—
CB125TT	1990	<b>18-8955x</b>	—	—
CH125	1984	<b>18-8955x</b>	—	—
CL125S Scrambler	1973	—	<b>18-4649</b>	<b>18-2680</b>
CL125S1 Scrambler	1974	—	<b>18-4649</b>	<b>18-2680</b>
CT125 Trail 125	1977	<b>18-4766</b>	—	—
MT125R	1978	<b>18-6354</b>	—	<b>18-8985</b>
NX125	88-90	<b>18-8955x</b>	—	—
SL125/K1/K2 Motosport 125	71-73	—	<b>18-4649</b>	<b>18-2680</b>
XL125/K1	74-75	—	<b>18-4649</b>	<b>18-2680</b>
XL125 Carb ID 065C	1976	—	<b>18-4649</b>	<b>18-2680</b>
XL125 Carb ID PD65A	1976	<b>18-8953x</b>	<b>18-4649</b>	—
XL125	77-78	<b>18-8953x</b>	—	—
XL125S	79-85	<b>18-8953x</b>	—	—
CH150/D	1985	<b>18-8955x</b>	—	—
CA175K3 Touring 175	1970	—	—	<b>18-2680</b>
CB175K3 Super Sport 175	1969	—	—	<b>18-2680</b>
CB175K4~K7 Super Sport 175	70-73	—	<b>18-4620</b>	<b>18-2680</b>
CL175K3 Scrambler 175	1970	—	—	<b>18-2680</b>
CL175K4~K7 Scrambler 175	70-73	—	<b>18-4620</b>	<b>18-2680</b>
SL175K/K1 Motosport 175	70-72	—	<b>18-4620</b>	<b>18-2680</b>
CM185T Twinstar	78-79	<b>18-8953x</b>	—	<b>18-2681</b>
XL185S	79-82	<b>18-8953x</b>	—	<b>18-2681</b>
XL185S	1983	<b>18-8955x</b>	—	<b>18-2681</b>
CB200K	1974	—	—	<b>18-2680</b>
CB200T	75-76	—	<b>18-4620</b>	<b>18-2680</b>
CL200 Scrambler	1974	—	—	<b>18-2680</b>
CM200T Twinstar	80-82	<b>18-8953x</b>	—	<b>18-2681</b>
TLR200 Reflex	86-87	—	<b>18-4649</b>	<b>18-2680</b>
XL200R	83-84	<b>18-8955x</b>	—	—
CB250 Nighthawk 250	91-97	<b>18-8955x</b>	—	<b>18-4629</b>
CB250 Nighthawk 250	99-07	<b>18-8955x</b>	—	<b>18-4629</b>
CH250	1985	<b>18-8955x</b>	—	—
CM250C	82-83	<b>18-8955x</b>	—	<b>18-2631</b>
CMX250C Rebel	85-87	<b>18-8955x</b>	—	—
CMX250CD Rebel 250 Limited	1986	<b>18-8955x</b>	—	—
CMX250C Rebel	96-06	<b>18-8955x</b>	—	<b>18-4629</b>
CMX250C2	99-00	<b>18-8955x</b>	—	<b>18-4629</b>
NX250	88-90	<b>18-8955x</b>	—	—
TL250	75-76	—	<b>18-4649</b>	—
VTR250	88-90	—	—	<b>18-2682</b>
XL250K/K1/K2 Motosport	72-75	—	<b>18-4762</b>	<b>18-2634</b>

HONDA® STREET APPLICATION	YEAR	FLOAT NEEDLE	F.V ASSY	F.B.G. O-RING	HONDA® STREET APPLICATION	YEAR	FLOAT NEEDLE	F.V ASSY	F.B.G. O-RING
XL250	1976	—	<b>18-4762</b>	<b>18-2634</b>	CB650SC Nighthawk	83-85	<b>18-8955x</b>	—	<b>18-2666</b>
XL250S	78-81	<b>18-8953x</b>	—	<b>18-2681</b>	CX650C Custom	1983	<b>18-8955x</b>	—	<b>18-2631</b>
XL250R	1982	<b>18-8955x</b>	—	<b>18-2681</b>	GL650 Silverwing	1983	<b>18-8955x</b>	—	<b>18-2631</b>
XL250R	84-87	<b>18-8953x</b>	—	<b>18-2659</b>	GL650I Silverwing Interstate	1983	<b>18-8955x</b>	—	<b>18-2631</b>
XR250L	91-96	<b>18-8955x</b>	—	<b>18-2681</b>	NT650 Hawk GT	88-91	<b>18-8953x</b>	<b>18-4616</b>	<b>18-2675</b>
CB350F/F1 Super Sport (4 cyl)	73-74	—	<b>18-4762</b>	—	NX650	88-89	<b>18-4761</b>	—	—
XL350	77-78	<b>18-8953x</b>	—	—	XR650L Dual Sport	93-00	<b>18-4761</b>	—	—
XL350R	84-85	<b>18-8953x</b>	—	<b>18-2659</b>	CB700SC Nighthawk	84-85	<b>18-8955x</b>	—	<b>18-2666</b>
CB360T	1976	—	<b>18-4708</b>	—	CB700SC Nighthawk	1986	<b>18-8953x</b>	—	<b>18-2666</b>
CJ360T	76-77	—	<b>18-4708</b>	—	VF700C Magna	84-86	<b>18-8953x</b>	<b>18-4614</b>	<b>18-2675</b>
CB400A Automatic	1978	—	—	<b>18-2631</b>	VF700C Magna	86-87	<b>18-8953x</b>	<b>18-4738</b>	—
CB400F Super Sport (4 cyl)	75-77	—	<b>18-4762</b>	—	VF700F Interceptor	84-85	<b>18-8953x</b>	<b>18-4614</b>	<b>18-2675</b>
CB400T1 Hawk	78-79	<b>18-8953x</b>	—	<b>18-2631</b>	VF700F/F2 Interceptor	84-85	<b>18-8953x</b>	<b>18-4614</b>	<b>18-2675</b>
CB400T11 Hawk	78-79	<b>18-8953x</b>	—	<b>18-2631</b>	VF700S Sabre	84-85	<b>18-8953x</b>	<b>18-4614</b>	<b>18-2675</b>
CB400T Hawk	80-81	<b>18-8955x</b>	—	<b>18-2631</b>	VT700C Shadow	84-85	<b>18-8953x</b>	<b>18-4616</b>	<b>18-2675</b>
CM400A Automatic	1979	<b>18-8953x</b>	—	<b>18-2631</b>	VT700C Shadow	86-87	<b>18-8953x</b>	<b>18-4616</b>	<b>18-2675</b>
CM400A Automatic	80-81	<b>18-8955x</b>	—	<b>18-2631</b>	CB750 Nighthawk 750	91-93	<b>18-8955x</b>	—	<b>18-2666</b>
CM400C Custom	1981	<b>18-8955x</b>	—	<b>18-2631</b>	CB750 Nighthawk 750	95-03	<b>18-8955x</b>	—	<b>18-2666</b>
CM400E	80-81	<b>18-8955x</b>	—	<b>18-2631</b>	CB750A Automatic	76-78	<b>18-8953x</b>	—	<b>18-2681</b>
CM400T	79-81	<b>18-8955x</b>	—	<b>18-2631</b>	CB750C Custom	80-82	<b>18-8955x</b>	—	<b>18-2631</b>
CB450	68-74	—	<b>18-4649</b>	—	CB750F Super Sport	76-78	<b>18-8953x</b>	—	—
CL450	69-74	—	<b>18-4649</b>	—	CB750F Super Sport	1976	<b>18-8953x</b>	<b>18-4713</b>	—
CB450SC Nighthawk	82-83	<b>18-8955x</b>	—	<b>18-2631</b>	CB750F Super Sport	77-78	<b>18-8953x</b>	—	—
CB450SC Nighthawk	85-86	<b>18-8955x</b>	—	<b>18-2631</b>	CB750F Super Sport	79-82	<b>18-8955x</b>	—	<b>18-2631</b>
CB450T Hawk	1982	<b>18-8955x</b>	—	<b>18-2631</b>	CB750K0/K1/K2/K3/K4/K5	69-75	—	<b>18-4649</b>	<b>18-2672</b>
CM450A Automatic	82-83	<b>18-8955x</b>	—	<b>18-2631</b>	CB750K	1976	—	<b>18-4713</b>	<b>18-2672</b>
CM450C Custom	1982	<b>18-8955x</b>	—	<b>18-2631</b>	CB750K	77-78	<b>18-8953x</b>	—	<b>18-2681</b>
CM450E	82-83	<b>18-8955x</b>	—	<b>18-2631</b>	CB750K	79-82	<b>18-8955x</b>	—	<b>18-2631</b>
CMX450C	86-87	<b>18-8955x</b>	—	—	CB750L LTD	1979	<b>18-8953x</b>	—	<b>18-2631</b>
CB500/K1/K2 (4 cyl)	71-73	—	<b>18-4762</b>	<b>18-2636</b>	CB750SC Nighthawk	82-83	<b>18-8955x</b>	—	<b>18-2631</b>
CB500T (2cyl)	75-76	—	<b>18-4649</b>	—	VF750C V45 Magna	82-83	<b>18-8953x</b>	<b>18-4614</b>	<b>18-2675</b>
CX500	78-79	<b>18-8953x</b>	—	<b>18-2631</b>	VF750C Magna	94-03	<b>18-4761</b>	—	—
CX500C Custom	1979	<b>18-8953x</b>	—	<b>18-2631</b>	VF750C Magna Deluxe	95-00	<b>18-4761</b>	—	<b>18-2664</b>
CX500C Custom	80-82	<b>18-8955x</b>	—	<b>18-2631</b>	VF750F V45 Interceptor	83-84	<b>18-8953x</b>	<b>18-4614</b>	<b>18-2675</b>
CX500D Deluxe	1979	<b>18-8953x</b>	—	<b>18-2631</b>	VF750S V45 Sabre	82-83	<b>18-8953x</b>	<b>18-4616</b>	<b>18-2675</b>
CX500D Deluxe	80-82	<b>18-8955x</b>	—	<b>18-2631</b>	VFR750F Interceptor	1986	<b>18-8953x</b>	<b>18-4738</b>	—
FT500 Ascot	82-83	<b>18-8955x</b>	—	<b>18-2631</b>	VFR750F	94-97	<b>18-8955x</b>	—	—
GB500	89-90	<b>18-8955x</b>	—	—	VT750C Shadow	1983	<b>18-8953x</b>	<b>18-4616</b>	<b>18-2675</b>
GL500 Silverwing	81-82	<b>18-8955x</b>	—	<b>18-2631</b>	VT750C Shadow	98-03	—	<b>18-4767</b>	<b>18-2675</b>
GL500I Silverwing Interstate	81-82	<b>18-8955x</b>	—	<b>18-2631</b>	VT750C/CA Shadow	04-09	<b>18-4761</b>	—	<b>18-4629</b>
VF500C Magna	84-85	<b>18-8953x</b>	<b>18-4614</b>	—	VT750C2/C2F Shadow	07-09	<b>18-4761</b>	—	<b>18-4629</b>
VF500F Interceptor	84-85	<b>18-8953x</b>	<b>18-4614</b>	—	VT750DC Shadow	01-07	—	<b>18-4767</b>	<b>18-2675</b>
VF500F Interceptor	1986	<b>18-8953x</b>	<b>18-4738</b>	—	PC800C Pacific Coast	89-98	<b>18-8953x</b>	<b>18-4738</b>	—
VT500C Shadow	83-85	—	<b>18-4707</b>	—	VT800C Shadow	1988	<b>18-8953x</b>	<b>18-4616</b>	<b>18-2675</b>
VT500FT Ascot	83-84	—	<b>18-4707</b>	—	CB900C Custom	80-82	<b>18-8955x</b>	—	<b>18-2631</b>
XL500S	79-81	<b>18-8953x</b>	—	<b>18-2681</b>	CB900F Super Sport	81-82	<b>18-8955x</b>	—	<b>18-2631</b>
XL500R	1982	<b>18-8955x</b>	—	<b>18-2681</b>	CBR900RR	93-95	<b>18-8955x</b>	—	<b>18-2664</b>
CB550F Super Sport	75-77	—	<b>18-4762</b>	<b>18-2636</b>	CBR900RR	96-99	<b>18-4761</b>	—	<b>18-2664</b>
CB550K/K1	74-75	—	<b>18-4762</b>	<b>18-2636</b>	CB1000	94-95	<b>18-4761</b>	—	<b>18-2664</b>
CB550	1976	—	<b>18-4762</b>	<b>18-2636</b>	CB1000C Custom	1983	<b>18-8955x</b>	—	<b>18-2631</b>
CB550K	77-78	<b>18-8953x</b>	—	<b>18-2681</b>	CBR1000F Hurricane	87-88	<b>18-8953x</b>	<b>18-4738</b>	—
CB550SC Nighthawk	1983	<b>18-8955x</b>	—	<b>18-2666</b>	CBR1000F	93-96	<b>18-4761</b>	—	<b>18-2664</b>
CB600F	04-06	—	—	<b>18-2664</b>	GL1000 Goldwing	75-79	<b>18-8954x</b>	—	<b>18-2695</b>
CBR600F	87-89	<b>18-8955x</b>	<b>18-4738</b>	—	VF1000F Interceptor	1984	<b>18-8953x</b>	<b>18-4616</b>	<b>18-2675</b>
CBR600F2 Hurricane	91-94	<b>18-4761</b>	—	<b>18-2664</b>	VF1000R	85-86	<b>18-8953x</b>	<b>18-4616</b>	<b>18-2675</b>
CBR600F3 Hurricane	95-98	<b>18-8955x</b>	—	<b>18-2664</b>	VTR1000F	98-05	—	—	<b>18-5580</b>
CBR600F4 Hurricane	99-00	<b>18-8955x</b>	—	<b>18-2664</b>	CBX (1047cc)	79-82	<b>18-8953x</b>	—	<b>18-2631</b>
CBR600SE	1998	<b>18-8955x</b>	—	<b>18-2664</b>	CB1100F Super Sport	1983	<b>18-8955x</b>	—	<b>18-2631</b>
CBR600SJR Replica	1996	<b>18-8955x</b>	—	<b>18-2664</b>	CBR1100XX Blackbird	97-98	<b>18-4761</b>	—	<b>18-2664</b>
VT600C Shadow	88-98	<b>18-8953x</b>	—	<b>18-2675</b>	GL1100 Goldwing	80-83	<b>18-8953x</b>	—	<b>18-2631</b>
VT600C Shadow	99-03	<b>18-4761</b>	—	<b>18-4629</b>	GL1100A Goldwing Aspencade	82-83	<b>18-8953x</b>	—	<b>18-2631</b>
VT600CD Shadow VLX Deluxe	99-03	<b>18-4761</b>	—	<b>18-4629</b>	GL1100I Goldwing Interstate	80-83	<b>18-8953x</b>	—	<b>18-2631</b>
VT600CD2 Shadow VLX Deluxe	99-03	<b>18-4761</b>	—	<b>18-4629</b>	ST1100/A	91-02	<b>18-8953x</b>	<b>18-4738</b>	<b>18-5591</b>
VT600C/CD Shadow	04-07	<b>18-4761</b>	—	<b>18-4629</b>	ST1100P	2003	<b>18-8953x</b>	<b>18-4738</b>	<b>18-5591</b>
XL600R	83-87	<b>18-8953x</b>	—	—	VF1100C V65 Magna	83-86	<b>18-8953x</b>	<b>18-4616</b>	<b>18-2675</b>
CB650	79-80	<b>18-8953x</b>	—	<b>18-2681</b>	VF1100S V65 Sabre	84-85	<b>18-8953x</b>	<b>18-4616</b>	<b>18-2675</b>
CB650	81-82	<b>18-8955x</b>	—	<b>18-2631</b>	VT1100C Shadow	85-86	<b>18-8953x</b>	<b>18-4616</b>	<b>18-2675</b>
CB650C Custom	79-80	<b>18-8953x</b>	—	—	VT1100C Shadow	87-89	<b>18-8953x</b>	<b>18-4616</b>	<b>18-2675</b>
CB650C Custom	81-82	<b>18-8955x</b>	—	<b>18-2631</b>	VT1100C Shadow	90-07	—	—	<b>18-2675</b>
CB650SC Nighthawk	1982	<b>18-8955x</b>	—	<b>18-2631</b>	GL1200 Goldwing	1984	<b>18-8953x</b>	<b>18-4614</b>	<b>18-2675</b>

EQUIPMENT & TOOLS

HARD PARTS

CARB & FUEL

IGNITION/ELECTRICAL

CONTROL

SUSPENSION

ACCESSORIES

MARINE



EQUIPMENT & TOOLS

HONDA® STREET APPLICATION	YEAR	FLOAT NEEDLE	F.V ASSY	F.B.G. O-RING
GL1200A Goldwing Aspencade	84-87	18-8953x	18-4614	18-2675
GL1200I Goldwing Interstate	84-87	18-8953x	18-4614	18-2675
VTX1300S	03-07	18-4761	—	18-4629
VTX1300C/R	05-09	18-4761	—	18-4629
VTX1300T	08-09	18-4761	—	18-4629
GL1500 Goldwing	88-90	18-4769	18-9032	18-2675
GL1500A Goldwing Aspencade	91-00	18-4769	18-9032	18-2675
GL1500C Valkyrie Series	97-03	18-8955x	—	18-5592
GL1500I Goldwing Interstate	91-96	18-4769	18-9032	18-2675
GL1500SE Goldwing SE	90-00	18-4769	18-9032	18-2675

HARD PARTS

HONDA® ATV APPLICATION	YEAR	FLOAT NEEDLE	F.V ASSY	F.B.G. O-RING
ATC70	73-74	—	—	18-2650
ATC70	78-85	18-4608	—	18-2649
TRX70 Fourtrax 70	86-87	—	—	18-2649
ATC90	70-71	—	18-4620	18-2650
ATC90K1/K2/K3	72-75	—	18-4620	18-2650
ATC90	76-78	—	18-4620	18-2650
TRX90 Fourtrax 90	93-01	—	—	18-2649
TRX90 Sportrax 90	02-09	—	—	18-2649
TRX90 Sportrax 90	2011	—	—	18-2649
ATC110	79-85	18-4608	—	18-2649
ATC125M	84-85	18-4608	—	18-2649
ATC125M	86-87	—	—	18-2649

CARB & FUEL

TRX125 Fourtrax 125	1985	18-4608	—	18-2649
TRX125 Fourtrax 125	1986	—	—	18-2649
ATC185	1980	18-8953x	—	18-2681
ATC185S	81-82	18-8953x	—	18-2681
ATC185S	1983	18-8955x	—	18-2681
ATC200	81-82	18-8953x	—	18-2681
ATC200	1983	18-8955x	—	18-2681
ATC200E Big Red	82-83	18-8955x	—	18-2681
ATC200ES Big Red	1984	18-8955x	—	18-2681

IGNITION/ELECTRICAL

ATC200M	84-85	18-8955x	—	18-2681
ATC200S	84-85	18-8955x	—	18-2681
ATC200S	1986	18-8955x	—	18-2681
ATC200X	83-85	18-8955x	—	18-2681
ATC200X	86-87	18-8955x	—	18-2681
TRX200 Fourtrax 200	1984	18-8955x	—	18-2681
TRX200 Fourtrax 200	90-91	18-8955x	—	18-2681
TRX200D Fourtrax Type II	91-97	18-8955x	—	18-2681
TRX200SX Fourtrax	86-88	18-8955x	—	18-2681

CONTROL

ATC250ES	1985	18-8955x	—	18-2666
ATC250ES	86-87	18-8955x	—	18-2666
ATC250R	85-86	18-6354	—	18-8985
ATC250SX	1985	18-8955x	—	18-2666
ATC250SX	86-87	18-8955x	—	18-2666
TRX250 Fourtrax 250	1985	18-8955x	—	18-2666
TRX250 Fourtrax 250	86-87	18-8955x	—	18-2666
TRX250 Recon	97-01	18-8955x	—	18-2681
TRX250EX Sportrax 250EX	01-08	18-8955x	—	18-2681

SUSPENSION

TRX250X	09-12	18-8955x	—	18-2681
TRX250R Fourtrax 250R	86-89	18-6354	—	18-8985
TRX250TE Fourtrax Recon ES	02-12	18-8955x	—	18-2681
TRX250TM Fourtrax Recon	02-12	18-8955x	—	18-2681
TRX250X Fourtrax	87-88	18-8955x	—	18-4629
TRX250X Fourtrax	91-92	18-8955x	—	18-4629
TRX300 Fourtrax 300	88-00	18-8955x	—	18-4629
TRX300EX Fourtrax 300 EX	93-04	18-8955x	—	18-4629
TRX300FW Fourtrax 300 4x4	1988	18-8955x	—	18-4629
TRX300FW Fourtrax 300 4x4	90-00	18-8955x	—	18-4629

ACCESSORIES

ATC350X	1985	18-8955x	—	18-2666
ATC350X	1986	18-8955x	—	18-2666
TRX350 Fourtrax 4x4	86-87	18-8955x	—	18-2666
TRX350D Fourtrax Foreman 4x4	87-89	18-8955x	—	18-2666
TRX350FE Fourtrax Rancher 4x4ES	00-06	18-8955x	—	18-4629
TRX350FM Fourtrax Rancher 4x4	00-06	18-8955x	—	18-4629
TRX350TE Fourtrax Rancher ES	00-04	18-8955x	—	18-4629

MARINE

HONDA® ATV APPLICATION	YEAR	FLOAT NEEDLE	F.V ASSY	F.B.G. O-RING
TRX350TM Fourtrax Rancher	00-06	18-8955x	—	18-4629
TRX400EX Fourtrax 400 EX	99-04	18-4761	—	18-4629
TRX400EX	05-08	18-4761	—	18-4629
TRX400FA/FGA	04-07	18-4761	—	18-4629
TRX400FM Fourtrax Foreman	2002	18-8955x	—	18-4629
TRX400FW Fourtrax Foreman 4x4	95-01	18-8955x	—	18-4629
TRX400FW Fourtrax Foreman	2003	18-8955x	—	18-4629
TRX400X	09-12	18-4761	—	18-4629
TRX450ES Fourtrax Foreman ES	98-01	18-8955x	—	18-4629
TRX450FE Fourtrax Foreman ES	02-03	18-8955x	—	18-4629
TRX450FM Fourtrax Foreman S	02-03	18-8955x	—	18-4629
TRX450R	04-05	18-4761	—	18-4629
TRX450R	06-08	18-6349	—	18-6274
TRX450S Fourtrax Foreman S	98-01	18-8955x	—	18-4629
TRX500FA Foreman Rubicon	01-03	18-4761	—	18-4629
TRX500FA Rubicon	04-12	18-4761	—	18-4629
TRX500FGA Rubicon	04-08	18-4761	—	18-4629
TRX500FE Foreman	05-11	18-4761	—	18-4629
TRX500FM Foreman S	05-11	18-4761	—	18-4629
TRX500TM Foreman	05-06	18-4761	—	18-4629
TRX500FPA Rubicon	09-12	18-4761	—	18-4629
TRX500FPE/FPM Foreman	07-11	18-4761	—	18-4629
TRX650FA/FGA Rincon	03-05	18-4761	—	18-4629

HONDA® DUALSPORT/OFFROAD APPLICATION	YEAR	FLOAT NEEDLE	F.V ASSY	F.B.G. O-RING
CRF50F	2004	18-4608	—	—
CRF50F	08-16	—	—	18-6319
XR50R	00-03	18-4608	—	—
Z50A Mini Trail 50	76-78	18-4766	—	—
Z50R	79-99	18-4608	—	—
ZB50	1988	18-4608	—	18-2649
CRF70F	04-11	18-4608	—	18-2649
CT70H/HK1 Trail 70H	70-73	—	18-4764	18-2650
CT70K1/K2/K3/K4 Trail 70	72-75	—	18-4764	18-2650
CT70 Trail 70	76-77	—	18-4764	18-2650
CT70 Trail 70	78-79	18-4608	—	—
CT70 Trail 70	80-82	18-4608	—	18-2649
CT70	91-94	—	—	18-2649
XR70R	97-03	18-4608	—	18-2649
XL75	77-79	18-4766	—	—
XR75/K1/K2	73-75	—	—	18-2680
XR75	76-78	18-4766	—	—
CRF80F	04-12	18-4766	—	—
XL80S	80-85	18-4608	—	—
XR80	79-84	18-4766	—	—
XR80R	85-86	18-4766	—	—
XR80R	87-88	18-4766	—	—
XR80R	90-91	18-4766	—	—
XR80R	93-03	18-4766	—	—
CR85	05-08	—	—	18-2604*
CT90K1/K2/K3/K4 Trail 90	69-73	—	18-4620	18-2650
CT90K5/K6 Trail 90	74-75	—	18-4620	18-2650
CT90 Trail 90	76-77	—	18-4620	18-2650
CT90 Trail 90	78-79	18-4608	—	18-2649
ST90/K1/K2 Trailsport 90	73-75	—	18-4620	18-2650
CRF100F	04-12	—	—	18-2681
SL100/K1/K2/K3 Motosport 100	70-73	—	—	18-2680
XL100	74-76	—	18-4649	18-2680
XL100/S	77-85	18-8953x	—	18-2681
XR100/R	81-00	18-8953x	—	18-2681
XR100R	98-03	—	—	18-2681
CT110 Trail 110	80-86	18-4608	—	18-2649
CR125R	84-99	18-6354	—	18-8985
CR125R	99-00	—	—	18-2616*
CT125 Trail 125	1977	18-4766	—	—
NX125	88-90	18-8955x	—	18-2681
SL125/K1/K2 Motosport 125	71-73	—	—	18-2680

HONDA® DUALSPORT/OFFROAD APPLICATION	YEAR	FLOAT NEEDLE	F.V ASSY	F.B.G. O-RING
TL125/K1/K2 Trials	73-75	—	18-4620	18-2680
TL125S Trials	1976	18-4766	—	—
XL125/K1	74-75	—	18-4649	18-2680
XL125 Carb ID 065C	1976	—	18-4649	18-2680
XL125 Carb ID PD65A	1976	18-8953x	18-4649	18-2681
XL125/S	77-85	18-8953x	—	18-2681
CRF150F	03-12	—	—	18-2681
CRF150R/RB	07-12	18-6349	—	18-6274
SL175K/K1 Motosport 175	70-72	—	18-4620	18-2680
XL175	75-78	—	18-4649	—
XL185S	79-82	18-8953x	—	18-2681
XL185S	1983	18-8955x	—	18-2681
XR185	1979	18-8953x	—	18-2681
TLR200 Reflex	86-87	—	18-4649	18-2680
TR200 Fatcat	1986	18-8955x	—	18-2681
TR200 Fatcat	1987	18-8955x	—	18-2681
XL200R	83-84	18-8955x	—	18-2681
XR200	80-84	18-8953x	—	18-2681
XR200R	81-83	18-8953x	—	18-2681
XR200R	84-85	18-8953x	—	18-2659
CRF230F	03-12	—	—	18-2681
CRF230L	08-09	—	—	18-6323
CRF230M	09	—	—	18-6323
CRF250R	04-09	18-6349	—	18-6274
CRF250X	04-09	18-6349	—	18-6274
CR250R	81-83	—	—	18-8985
CR250R	84-96	18-6354	—	18-8985
CR250R	97-98	18-6354	—	—
CR250R	99-01	—	—	18-8985
NX250	88-90	18-8955x	—	—
XL250 Motosport	72-76	—	18-4762	18-2634
XL250S	78-81	18-8953x	—	18-2681
XL250R	1982	18-8955x	—	—
XL250R	84-87	18-8953x	—	18-2659
XR250L	91-96	18-8955x	—	18-2681
XR250	79-80	18-8953x	—	18-2681
XR250R	81-82	18-8953x	—	18-2681
XR250R	84-85	18-8953x	—	18-2659
XR250R	86-99	18-8953x	—	18-2681
XR250R	00-04	18-8953x	—	18-2681
XL350	77-78	18-8953x	—	—
XL350R	84-85	18-8953x	—	18-2659
XR350R	83-84	18-8953x	—	18-2659
XR350R	1985	18-8953x	—	—
XR400R	96-04	18-6354	—	18-2681
CR450R	1981	—	—	18-8985
CRF450R	03-08	18-6349	—	18-6274
CRF450X	04-09	18-6349	—	18-6274
CR500R	84-00	18-6354	—	18-8985
XL500S	79-81	18-8953x	—	18-2681
XL500R	1982	18-8955x	—	18-2681
XR500	79-80	18-8953x	—	18-2681
XR500R	81-82	18-8953x	—	18-2681
XR500R	83-84	18-8953x	—	—
XL600R	83-87	18-8953x	—	—
XR600R	85-87	18-8953x	—	—
XR600R	88-00	18-6354	—	18-2681
NX650	88-89	18-4761	—	—
XR650L Dual Sport	93-04	18-4761	—	—
XR650L	03-15	—	—	18-6323
XR650R	00-07	18-6354	—	—

KAWASAKI® STREET APPLICATION	YEAR	FLOAT NEEDLE	F.V ASSY	F.B.G. O-RING
EL250 Eliminator	88-94	18-8953x	—	18-2676
EX250 Ninja 250R	86-11	18-8953x	—	18-2676
KH250A5 (2-stroke triple)	1976	18-8956x	—	—
KL250D2~D22 KLR250 Dual Sport	85-05	18-8953x	—	18-2676
KZ250D1/D2 LTD & CSR	80-81	18-8953x	—	18-2634
KZ250L1 CSR	1982	18-8953x	—	18-2634

KAWASAKI® STREET APPLICATION	YEAR	FLOAT NEEDLE	F.V ASSY	F.B.G. O-RING
KZ250W1 LTD	1983	18-8953x	—	18-2634
S1A/B/C-250 (2-stroke triple)	73-75	18-8956x	—	—
EX305B1 GPz	1983	18-8953x	—	18-2634
KZ305A1/A2 CSR	81-82	18-8953x	—	18-2634
KZ305B1 CSR Belt	81-88	18-8953x	—	18-2634
KZ305B2/B3 LTD	87-88	18-8953x	—	18-2634
A7-350 Avenger	67-71	—	—	18-2667
A7SS-350 Avenger SS	70-71	—	—	18-2667
S3/S3A-400	74-75	18-8956x	18-4675	—
KH400A3/A4/A5	76-78	18-8956x	18-4675	—
KZ400A1/A2 Deluxe	77-78	18-8953x	—	18-2634
KZ400B1/B2	78-79	18-8953x	—	18-2634
KZ400C1	1978	18-8953x	—	18-2634
KZ400/D/D3/D4	74-77	18-8953x	—	18-2634
KZ400H1 LTD	1979	18-8953x	—	18-2634
KZ400S/S2/S3 Special	75-77	18-8953x	—	18-2634
KZ440A1/A2/A3/A4 LTD	80-83	18-8953x	—	18-2634
KZ440B1/B2	80-81	18-8953x	—	18-2634
KZ440D1/D2/D3/D4/D5 LTD	80-83	18-8953x	—	18-2634
KZ440G1 Belt	1982	18-8953x	—	18-2634
EN450A1~A6 LTD 454	85-90	18-8953x	—	18-2676
EN500 Vulcan 500	90-09	18-8953x	—	18-2676
EX500A1~A7	87-93	18-8953x	—	18-2676
EX500 Ninja 500R	94-09	18-8953x	—	18-2676
ER500 ER5	99-02	18-8953x	—	18-2676
H1-500 (2-stroke triple)	69-75	18-8956x	18-4675	18-2667
KH500A8 (2-stroke triple)	1976	18-8956x	18-4675	18-2667
KZ550A1/A2/A3	80-82	—	18-4621	18-2861
KZ550A4	1983	—	18-4625	18-4770
KZ550C1/C2/C3/C4 LTD	80-83	—	18-4621	18-2861
KZ550D1 GPz	1981	—	18-4621	18-2861
KZ550F1 Spectre	1983	—	18-4625	18-4770
KZ550F2 LTD	1984	—	18-4625	18-4770
KZ550H1/H2 GPz	82-83	—	18-4625	18-4770
KZ550M1 LTD	1984	—	18-4625	18-4770
ZX550A1/A2 GPz	84-85	—	18-4625	18-4770
ZX550A3 GPz (Canadian)	1986	—	18-4625	18-4770
ZR550B1/B2/B3/B4 Zephyr	90-93	18-8953x	—	18-2676
ZL600A1/A2 Eliminator	86-87	18-8953x	—	18-2676
ZL600B2/B3 Eliminator	96-97	18-8953x	—	18-2676
ZX600A1/A2/A3 Ninja	85-87	18-8953x	—	18-2676
ZX600B1 Ninja 600RX	1987	18-8953x	—	18-2676
ZX600C1~C10 Ninja 600R	88-97	18-8953x	—	18-2676
ZX600D1/D2/D3/D4 Ninja ZX-6	90-93	18-8953x	—	18-2677
ZX600E1~E10 Ninja ZX-6	93-02	18-8953x	—	18-2677
ZX600E11/E12 ZZR600	03-05	18-8953x	—	18-2677
ZX600F1/F2/F3 Ninja ZX-6R	95-97	18-8953x	—	18-2677
ZX600G Ninja ZX-6R	98-99	—	18-4744	18-8982
ZX600J Ninja ZX-6R	00-02	—	18-4744	18-8982
ZX600J ZZR600	05-08	—	18-4744	18-8982
EJ650A2/A3 (W650 twin)	00-01	18-6349	—	—
EJ650 W650	00-03	—	—	18-4816
KL650 KLR650	87-13	18-6349	—	18-2676
KL650B2/B3 Tengai KLR650	90-91	18-6349	—	18-2676
KLX650C1/C2/C3/C4 Dual Sport	93-96	18-6349	—	18-2676
KZ650B1/B2/B2A	77-78	18-8956x	18-4741	18-2614
KZ650B3	1979	18-8956x	18-4741	18-2623
KZ650C1/C2 Custom	77-78	18-8956x	18-4741	18-2614
KZ650C3 Custom	1979	18-8956x	18-4741	18-2623
KZ650D1/D1A SR	1978	18-8956x	18-4741	18-2614
KZ650D2 SR	1979	18-8956x	18-4741	18-2623
KZ650E1 LTD	1980	18-8956x	18-4741	18-2623
KZ650F1	1980	18-8956x	18-4741	18-2623
KZ650H1 CSR	1981	18-8956x	18-4741	18-2614
KZ650H2/H3 CSR	82-83	18-8957x	18-4741	18-2612
KZ700A1	1984	18-8957x	18-4671	18-2612
ZN700A1/A2 LTD	84-85	18-8953x	—	18-2634
VN700A1 Vulcan	1985	18-6349	—	—
H2/A/B/H2C-750 (2-stroke triple)	72-75	18-8956x	18-4675	18-2667

EQUIPMENT & TOOLS

HARD PARTS

CARB & FUEL

IGNITION/ELECTRICAL

CONTROL

SUSPENSION

ACCESSORIES

MARINE

EQUIPMENT & TOOLS

<b>KAWASAKI® STREET APPLICATION</b>	<b>YEAR</b>	<b>FLOAT NEEDLE</b>	<b>F.V ASSY</b>	<b>F.B.G. O-RING</b>
KZ750B1/B2/B3/B4 (2 cylinder)	76-79	18-8956x	18-4652	18-2613
KZ750E1/E2/E3	80-82	18-8953x	————	18-2634
KZ750F1 LTD Shaft	1983	18-8953x	————	18-2634
KZ750G1 LTD (2 cylinder)	1980	18-8956x	18-4652	18-2613
KZ750H1/H2/H3/H4 LTD	80-83	18-8953x	————	18-2634
KZ750K1/K2 LTD (2 cylinder)	83-84	18-8957x	18-4671	18-2612
KZ750L3	1983	18-8957x	18-4671	18-2612
KZ750M1 CSR (2 cylinder)	82-83	18-8957x	18-4671	18-2612
KZ750N1/N2 Spectre	82-83	18-8953x	————	18-2634
KZ750R1 GPz	1982	18-8957x	18-4671	18-2612
VN750A Vulcan 750	85-06	18-6349	————	————
ZR750C1/C2/C3 Zephyr	91-93	18-8953x	————	18-2676
ZR750F2 ZR-7	2000	18-6349	————	18-2676
ZR750H1/H2/H3 ZR-7S	01-03	18-6349	————	18-2676
ZX750A1/A2/A3 GPz	83-85	18-8957x	18-4671	18-2612
ZX750F1/F2/F3/F4 Ninja 750R	87-90	18-8953x	————	18-2676
ZX750H1/H2 Ninja ZX-7	89-90	18-8953x	————	18-2677
ZX750J1/J2 Ninja ZX-7	91-92	18-8953x	————	18-2677
ZX750L1/L2/L3 Ninja ZX-7	93-95	18-8953x	————	18-2677
ZX750P1~P8 Ninja ZX-7R	96-03	18-8953x	————	18-2677
VN800 Vulcan(all)	95-06	18-8958	————	————
KZ900A4/A5	76-77	18-8956x	18-4648	18-2614
KZ900B1 LTD	1976	18-8956x	18-4648	18-2614
KZ900C2 Police	1976	18-8956x	18-4648	18-2614
ZL900A1/A2 Eliminator	85-86	18-8953x	————	18-2676
ZX900A1/A2/A3 Ninja	84-86	18-8953x	————	18-2676
ZX900B1/B2/B3/B4 Ninja ZX-9R	94-97	18-8953x	————	18-2677
ZX900C1/C2 Ninja ZX-9R	98-99	18-8953x	————	18-2677
ZX900D1/D2 ZX9R	00-01	18-8953x	————	————
ZX900F1/F2 Ninja ZX-9R	02-03	18-8953x	————	18-2677
KZ1000A1/A2	77-78	18-8956x	18-4648	18-2614
KZ1000A3/A3A/A4 MKII	79-80	18-8956x	18-4648	18-2623
KZ1000B1/B2 LTD	77-78	18-8956x	18-4648	18-2614
KZ1000B3/B4 LTD	79-80	18-8956x	18-4648	18-2623
KZ1000C1/C1A Police	1978	18-8956x	18-4648	18-2614
KZ1000C2/C3/C4 Police	79-81	18-8956x	18-4648	18-2623
KZ1000D1 Z1R	1978	18-8956x	18-4648	18-2614
KZ1000D3 Z1R	1980	18-8956x	18-4648	18-2623
KZ1000E1/E2 Shaft ST	79-80	18-8956x	18-4648	18-2623
KZ1000J1/J2/J3	81-83	18-8957x	18-4671	18-2612
KZ1000K1/K2 LTD	81-82	18-8957x	18-4671	18-2612
KZ1000M1/M2 CSR	81-82	18-8957x	18-4671	18-2612
KZ1000P1~P21 Police	82-02	18-8957x	18-4671	18-2612
KZ1000R1/R2 Replica	82-83	18-8957x	18-4671	18-2612
ZG1000A Concours	86-06	18-8953x	————	18-2676
ZL1000A1 Eliminator	1987	18-8953x	————	18-2676
ZX1000A1/A2 Ninja 1000R	86-87	18-8953x	————	18-2676
ZX1000B1/B2/B3 Ninja ZX-10	88-90	18-8953x	————	18-2677
KZ1100A1/A2/A3 Shaft	81-83	18-8957x	18-4671	18-2612
KZ1100D1/D2 Spectre	82-83	18-8957x	18-4671	18-2612
KZ1100L1 LTD	1983	18-8957x	18-4671	18-2612
ZN1100B1/B2 LTD Shaft	84-85	18-8957x	18-4671	18-2612
ZR1100A1/A2/A3/A4	92-95	18-8953x	————	18-2676
ZR1100C3/C4 ZRX-1100	99-00	18-6349	————	18-2676
ZX1100C1~C4 Ninja ZX-11	90-93	18-8953x	————	18-2677
ZX1100D1~D9 Ninja ZX-11	93-01	18-8953x	————	18-2677
ZX1100E1/E2/E3 GPz	95-97	18-6349	————	18-2676
ZX1100F1 GPz (ABS)	1996	18-6349	————	18-2676
ZG1200A/B Voyager XII	86-03	18-8953x	————	18-2676
ZR1200A1/A2/A3 ZRX1200	01-05	18-6349	————	18-2676
ZX1200C1~C4 ZZR1200	02-05	18-8953x	————	————
VN1500 Vulcan 88	02-05	18-8953x	————	————

HARD PARTS

CARB & FUEL

IGNITION/ELECTRICAL

CONTROL

SUSPENSION

ACCESSORIES

MARINE

<b>KAWASAKI® ATV/UTV/SXS APPLICATION</b>	<b>YEAR</b>	<b>FLOAT NEEDLE</b>	<b>F.V ASSY</b>	<b>F.B.G. O-RING</b>
KLT200A3 from frame # 522925	1982	18-8953x	————	18-2634
KLT200A4/A4A	1983	18-8953x	————	18-2634
KLT200B1	1983	18-8953x	————	18-2634
KLT200C1	1983	18-8953x	————	18-2634
KLF220A1~A15 Bayou 220	88-02	————	18-4657	18-2660
KLF250A1/A2/A3 Bayou 250	03-05	————	18-4657	18-2660
KLT250A1/A2	82-83	18-8953x	————	18-2634
KLT250C1/C2/C3 Prairie	83-85	18-8953x	————	18-2634
KLT250P1 Police	1985	18-8953x	————	18-2634
KSF250A1~A18 Mojave 250	87-04	18-8953x	————	18-2676
KXF250A1 Tecate 4	1987	————	18-4683	————
KXF250A2 Tecate 4	1988	18-6349	————	18-8985
KXT250A1/A2 Tecate 3	84-85	————	18-4683	————
KXT250B1/B2 Tecate 3	86-87	————	18-4683	————
KEF300A1~A6 Lakota 300	95-00	18-8953x	————	18-2676
KEF300B1/B2/B3 Lakota Sport	01-03	18-8953x	————	18-2676
KLF300A1/A2 Bayou	86-87	18-8953x	————	————
KLF300B1~B17 Bayou 300	88-04	18-8953x	————	————
KLF300C1~C16 Bayou 300 4x4	86-04	18-8953x	————	————
KVF300A1~A4 Prairie 300 4x4	99-02	18-8953x	————	————
KVF300B1/B2/B3/B4 Prairie 300	99-02	18-8953x	————	————
KVF360 Prairie 360 (2 & 4WD)	03-11	18-8953x	————	18-2676
KLF400B1~B7 Bayou 400 4x4	93-99	18-8953x	————	————
KSF400	03-05	18-8944	————	————
KVF400 Prairie (2 & 4WD)	97-02	18-8953x	————	————
KVF650A1/A2 Prairie 650 4x4	02-03	18-8953x	————	————
KVF650 Brute Force 4x4	05-10	18-8953x	————	————
KSV700/KFX700	04-09	18-8953x	————	————
KVF700A1/B1 Prairie 700 4x4	04-06	18-8953x	————	————
KRF750 Teryx 750 4x4	2008	18-8953x	————	————
KVF750 Prairie 750 4x4	05-07	18-8953x	————	————

<b>KAWASAKI® DUALSPORT/OFFROAD APPLICATION</b>	<b>YEAR</b>	<b>FLOAT NEEDLE</b>	<b>F.V ASSY</b>	<b>F.B.G. O-RING</b>
KX60A1/A2/B1~B19	83-03	————	18-4675	18-6440
KX65A1/A2/A3/A4/A5/A6	00-05	————	————	18-6440
KD80/A2	75-76	————	————	————
KDX80A/B/C	80-88	————	————	18-6440
KX80A1	1979	————	————	18-6440
KX85	01-08	————	————	18-2604*
MC1/1A/1B-90	73-74	————	————	————
MC1M/MC1MA-90	74-75	————	————	————
G4TR100A~E	70-75	————	————	————
KV100A7	1976	————	————	————
G5/A/B/G5C-100	72-75	————	————	————
G31M100	70-71	————	18-4675	————
KD100M1/M2/M3/M4	76-79	————	————	————
KX100D	01-08	————	————	18-2604*
KE100A5/A6/A7	76-79	————	————	————
KM100A1~A4	76-79	————	————	————
KLX110A1/A2/A3/A4 KLX110R	02-05	————	————	18-2649
KLX125A1/A2	03-04	————	18-4669	————
KLX125B1/B2	03-04	————	18-4669	————
KX125/A/A3	74-76	————	18-4675	————
KX125	78-79	————	————	18-6426
KX125B1/B2/C1/D1/E1/E2	82-87	————	18-4683	————
KX125	88-97	18-6349	————	18-8985
KX125K5/L1/L2	98-00	18-6349	————	————
KX125	01-02	————	18-9203	18-6365
KX125	03-05	————	18-9203	————
KLX140L	08-12	————	————	18-2649
F3-175 Bushwhacker	68-70	————	18-4675	————
F7/F7A/F7B-175 Enduro	71-73	————	18-4675	————
KDX175	80-81	————	————	18-6426
KDX175A3	1982	————	18-4683	————
KDX200A1/A2/A3/C1/C2	83-87	————	18-4683	————
KDX200	88-05	18-6349	————	18-8985
KDX220A4~A12	97-05	18-6349	————	18-8985
F4 250 Sidewinder	69-70	————	18-4675	18-2667
F11A/F11B-250	73-75	————	18-4675	18-2667

<b>KAWASAKI® ATV/UTV/SXS APPLICATION</b>	<b>YEAR</b>	<b>FLOAT NEEDLE</b>	<b>F.V ASSY</b>	<b>F.B.G. O-RING</b>
KSF50B/KFX50	07-17	————	18-9279	————
KSF80	03-06	————	————	18-6451
KSF90A/KFX90	07-17	————	18-9279	————
KLT200A1/A2	81-82	18-8953x	————	18-2672
KLT200A3 up to frame # 522924	1982	18-8953x	————	18-2672

<b>KAWASAKI® DUALSPORT/OFFROAD APPLICATION</b>	<b>YEAR</b>	<b>FLOAT NEEDLE</b>	<b>F.V ASSY</b>	<b>F. B. G. O-RING</b>
KE250B1/B2/B3	77-79	—	<b>18-4675</b>	—
KDX250D1/D2/D3/D4	91-94	<b>18-6349</b>	—	<b>18-8985</b>
KL250A1/A1A/A2	78-79	<b>18-8953x</b>	—	<b>18-2634</b>
KL250D2~D22 KLR250	85-05	<b>18-8953x</b>	—	<b>18-2676</b>
KLX250	79-80	—	—	<b>18-6463</b>
KLX250R Offroad	94-96	<b>18-8953x</b>	—	<b>18-2676</b>
KLX250S/SF	06-10	<b>18-8953x</b>	—	<b>18-2676</b>
KX250F1/G1/H1/H2/J1/J2	88-93	<b>18-6349</b>	—	<b>18-8985</b>
KX250K1/K2/K3/K4	94-97	<b>18-6349</b>	—	<b>18-8985</b>
KX250 (2-stroke)	98-07	<b>18-6349</b>	—	<b>18-2616*</b>
KX250 KX250F (4-stroke)	08-10	<b>18-6349</b>	—	<b>18-6274</b>
KLX300A2~A10 Offroad	97-07	<b>18-8953x</b>	—	<b>18-2676</b>
F9/A/B/C-350	72-75	—	<b>18-4675</b>	—
KLX400A1 KLX400SR Dual Sport	2003	<b>18-8944</b>	—	—
KLX450R	08-12	<b>18-6349</b>	—	<b>18-6274</b>
KX450 KX450F (4-stroke)	06-08	<b>18-6349</b>	—	<b>18-6274</b>
KX500A2	1984	—	<b>18-4683</b>	—
KX500D1/E1~E16	88-04	<b>18-6349</b>	—	<b>18-8985</b>
KL600A1/B1/B2 KLR600	84-86	<b>18-6349</b>	—	<b>18-2676</b>
KL650A1~A19 KLR650	87-05	<b>18-6349</b>	—	<b>18-2676</b>
KL650B2/B3 Tengai KLR650	90-91	<b>18-6349</b>	—	<b>18-2676</b>
KL650E KLR650	08-13	<b>18-6349</b>	—	<b>18-2676</b>
KLX650A1/A2/A3/A4 Offroad	93-96	<b>18-6349</b>	—	<b>18-2676</b>
KLX650C Dual Sport	93-96	<b>18-6349</b>	—	<b>18-2676</b>
KLX650D1 Offroad	1996	<b>18-6349</b>	—	<b>18-2676</b>

<b>KEIHIN® APPLICATION</b>	<b>YEAR</b>	<b>FLOAT NEEDLE</b>	<b>F.V ASSY</b>	<b>F. B. G. O-RING</b>
Fits applications that use Keihin P/J/PWK 35/36/38/39mm carb No holes on o-ring.	ALL	—	—	<b>18-8985</b>

<b>KTM® APPLICATION</b>	<b>YEAR</b>	<b>FLOAT NEEDLE</b>	<b>F.V ASSY</b>	<b>F. B. G. O-RING</b>
Used With Models with PWK AG Carb Quad Vent/Air Striker with Hole On O-Ring				<b>18-2616*</b>
Fits applications that use Keihin PWK 38/39mm Carbs up to year 2000. No holes on o-ring. 250/300/360SX/MXC/EXC	96-00	—	—	<b>18-8985</b>
150SX	09-15	—	—	<b>18-5595</b>
150XC	10-15	—	—	<b>18-5595</b>
200XC-W	07-14	—	—	<b>18-5595</b>
250SX	03-15	—	—	<b>18-5955</b>

<b>POLARIS® ATV/UTV APPLICATION</b>	<b>YEAR</b>	<b>FLOAT NEEDLE</b>	<b>F.V ASSY</b>	<b>F. B. G. O-RING</b>
250 Scrambler	85-86	—	<b>18-9242</b>	<b>18-2667</b>
250 Cyclone	1987	—	<b>18-9242</b>	<b>18-2667</b>
250 Trail Boss	85-99	—	<b>18-9242</b>	<b>18-2667</b>
250 Trail Boss 4X4	87-92	—	<b>18-9242</b>	<b>18-2667</b>
250 Trail Boss 2X4	88-93	—	<b>18-9242</b>	<b>18-2667</b>
250 Big Boss 4X6/6x6	89-92	—	<b>18-9242</b>	<b>18-2667</b>
250 Trail Blazer	90-01	—	<b>18-9242</b>	<b>18-2667</b>
250 Big Boss 6X6	91-93	—	<b>18-9242</b>	<b>18-2667</b>
250 2X4/4X4/6X6	1993	—	<b>18-9242</b>	<b>18-2667</b>
300 2X4/4X4/6X6	94-95	—	<b>18-9242</b>	<b>18-2667</b>
300 Xplorer	96-01	—	<b>18-9242</b>	<b>18-2667</b>
300 Xpress	96-99	—	<b>18-9242</b>	<b>18-2667</b>
300 Sportsman	08-10	—	—	<b>18-2655</b>
325 Magnum 2x4/4x4	95-98	—	—	<b>18-2655</b>
325 Magnum 6x6	96-97	—	—	<b>18-2655</b>
325 Trail Boss	00-02	—	—	<b>18-2655</b>
325 Xpedition	00-02	—	—	<b>18-2655</b>
330 ATP 4x4	04-05	—	—	<b>18-2655</b>
330 Hawkeye 2x4	06-11	—	—	<b>18-2655</b>
330 Hawkeye 4x4	06-07	—	—	<b>18-2655</b>
330 Magnum	04-06	—	—	<b>18-2655</b>
330 Trail Boss	04-11	—	—	<b>18-2655</b>
330 Trail Blazer	08-11	—	—	<b>18-2655</b>
335 Sportsman	99-00	—	—	<b>18-2655</b>
335 Worker	1999	—	—	<b>18-2655</b>
350L Trail Boss 2X4/4X4	90-93	—	<b>18-9242</b>	<b>18-2667</b>

<b>POLARIS® ATV/UTV APPLICATION</b>	<b>YEAR</b>	<b>FLOAT NEEDLE</b>	<b>F.V ASSY</b>	<b>F. B. G. O-RING</b>
350L 2X4/4X4/6X6	1993	—	<b>18-9242</b>	<b>18-2667</b>
400 Sportsman	01-11	—	—	<b>18-2655</b>
400 Xpress	96-97	—	<b>18-9242</b>	<b>18-2667</b>
425 Xpedition	00-02	—	—	<b>18-2655</b>
450 Sportsman	06-07	—	—	<b>18-2655</b>
500 ATP	2005	—	—	<b>18-2661</b>
500 Magnum	99-03	—	—	<b>18-2655</b>
500 Scrambler	98-12	—	—	<b>18-2661</b>
500 Sportsman	96-00	—	—	<b>18-2655</b>
500 Sportsman	01-13	—	—	<b>18-2661</b>
500 Sportsman DUSE	2001	—	—	<b>18-2661</b>
500 Sportsman DUSE HO	2001	—	—	<b>18-2655</b>
500 Sportsman HO/RSE	02-13	—	—	<b>18-2661</b>
500 Xplorer	1997	—	—	<b>18-2655</b>
500 Big Boss 6x6	98-99	—	—	<b>18-2655</b>
500 Sportsman 6x6	00-07	—	—	<b>18-2655</b>
500 Worker	1999	—	—	<b>18-2655</b>
500 Worker	2001	—	—	<b>18-2661</b>
600 Sportsman	04-05	—	—	<b>18-2655</b>
700 Sportsman	04-06	—	—	<b>18-2655</b>
500 Scrambler	1997	—	—	<b>18-2655</b>
Ranger	1999	—	—	<b>18-2655</b>
Ranger 2x4/4x4/6x6	04-06	—	—	<b>18-2655</b>
Ranger 500 2x4	2009	—	—	<b>18-2655</b>
Ranger 400 4x4 HO	10-11	—	—	<b>18-2655</b>

<b>SUZUKI® STREET APPLICATION</b>	<b>YEAR</b>	<b>FLOAT NEEDLE</b>	<b>F.V ASSY</b>	<b>F. B. G. O-RING</b>
GN125Z/D	82-83	<b>18-8957x</b>	<b>18-4653</b>	<b>18-2617</b>
GN125EM~EV	91-97	<b>18-8957x</b>	<b>18-4653</b>	—
GN250Z/D	82-83	—	—	<b>18-2617</b>
GN250F	1985	—	—	<b>18-2617</b>
GN250J	1988	—	—	<b>18-2617</b>
GS250TT/TX	80-81	<b>18-8957x</b>	<b>18-4653</b>	—
GT250K/L/M/A/B Hustler	73-77	—	—	<b>18-2667</b>
GZ250	99-09	—	—	<b>18-4646</b>
GS300LZ/LD/LF	82-85	<b>18-8957x</b>	<b>18-4653</b>	—
GT380K/L/M/A/B Sebring	73-77	—	—	<b>18-2667</b>
GN400T/XT/XX/TX/TX	80-82	—	—	<b>18-2617</b>
GS400B/XB	1977	—	<b>18-4700</b>	<b>18-2613</b>
GS425E/L	1979	—	<b>18-4700</b>	<b>18-2600</b>
GS450E/L	80-82	—	<b>18-4700</b>	<b>18-2600</b>
GS450ED	1983	<b>18-8957x</b>	<b>18-4653</b>	<b>18-2612</b>
GS450GAF Automatic	1985	<b>18-8957x</b>	<b>18-4653</b>	—
GS450LD	1983	<b>18-8957x</b>	<b>18-4653</b>	<b>18-2612</b>
GS450LF/LG/LH/LJ	85-88	<b>18-8957x</b>	<b>18-4653</b>	<b>18-2612</b>
GS450TXD	1983	<b>18-8957x</b>	<b>18-4653</b>	<b>18-2612</b>
GS500E	89-00	<b>18-8944</b>	<b>18-4709</b>	<b>18-2661</b>
GS500E	01-02	<b>18-8944</b>	<b>18-8969</b>	<b>18-2661</b>
GS500F	04-09	—	—	<b>18-4646</b>
GT500A/B Titan	76-77	—	—	<b>18-2667</b>
GS550B/C/EC	77-78	<b>18-8956x</b>	<b>18-4648</b>	<b>18-2614</b>
GS550N/EN/LN	1979	<b>18-8956x</b>	<b>18-4648</b>	<b>18-2614</b>
GS550ET	1980	<b>18-8957x</b>	<b>18-4653</b>	<b>18-2612</b>
GS550ED/ESD	1983	—	<b>18-4729</b>	—
GS550ES3/ESE/EF/ESF/ESG	83-86	—	<b>18-4729</b>	—
GS550LT/LX/LZ	80-82	<b>18-8957x</b>	<b>18-4653</b>	<b>18-2612</b>
GS550LD	1983	—	<b>18-4729</b>	—
GS550LF/LG	85-86	—	<b>18-4729</b>	—
GS550MZ	1982	<b>18-8957x</b>	<b>18-4653</b>	<b>18-2612</b>
GS550TX	1981	<b>18-8957x</b>	<b>18-4653</b>	<b>18-2612</b>
GT550K/L/M/A/B Indy	73-77	—	—	<b>18-2667</b>
GSF600 Bandit	96-03	<b>18-8953x</b>	—	<b>18-2676</b>
GSX600FJ/FK Katana	88-89	<b>18-8957x</b>	<b>18-4653</b>	<b>18-2655</b>
GSX600FL~FV Katana	90-97	<b>18-8944</b>	—	<b>18-2661</b>
GSX-R600V/W/X/Y	97-00	—	<b>18-8969</b>	<b>18-2851</b>
GR650D/XD Tempter	1983	<b>18-8957x</b>	<b>18-4653</b>	<b>18-2612</b>
GS650EX/EZ	81-82	<b>18-8957x</b>	<b>18-4653</b>	<b>18-2612</b>
GS650GX/GZ/GD	81-83	<b>18-8957x</b>	<b>18-4653</b>	<b>18-2612</b>
GS650GLX/GLZ/GLD	81-83	<b>18-8957x</b>	<b>18-4653</b>	<b>18-2612</b>
GS650MD Katana	1983	<b>18-8957x</b>	<b>18-4653</b>	<b>18-2612</b>

EQUIPMENT & TOOLS

HARD PARTS

CARB & FUEL

IGNITION/ELECTRICAL

CONTROL

SUSPENSION

ACCESSORIES

MARINE

FLOAT NEEDLES / VALVES / GASKETS / O-RINGS

EQUIPMENT & TOOLS

SUZUKI® STREET APPLICATION	YEAR	FLOAT NEEDLE	F.V ASSY	F.B.G. O-RING
LS650FG/FH Savage	86-87	—	—	18-2617
LS650P Savage	86-88	—	—	18-2617
LS650P Savage	95-04	—	—	18-2617
LS650PS40	05-13	—	—	18-2617
SV650/S	99-02	—	—	18-2851
GS700EF/ESF	1985	18-8957x	18-4653	18-2612
GV700GLF Madura	1985	18-8957x	18-4653	—
GS750B/C/EC	77-78	18-8956x	18-4648	18-2614

HARD PARTS

GS750N/EN/LN	1979	18-8956x	18-4648	18-2614
GS750ET/EX/EZ/ED/ESD	80-83	18-8957x	18-4653	18-2612
GS750LT/LX	80-81	18-8957x	18-4653	18-2612
GS750TZ/TD	82-83	18-8957x	18-4653	18-2612
GS750SD Katana	1983	18-8957x	18-4653	18-2612
GSX750F Katana	89-97	18-8944	—	18-2661
GSX750F Katana	98-06	—	—	18-4646
GSX-R750G/H	86-87	18-8957x	18-4653	18-2655
GSX-R750RG	1986	18-8957x	18-4653	18-2655

CARB & FUEL

GSX-R750J/K	88-89	18-8944	—	18-2661
GSX-R750L/M/N (Calif)	90-92	18-8944	—	18-2661
GSX-R750L/M/N (49 state)	90-92	18-8944	18-4705	18-2661
GSX-R750WP/WR/WS (Calif)	93-95	18-8944	—	18-2661
GSX-R750WP/WR/WS (49 state)	93-95	18-8944	18-4705	18-2661
GSX-R750T/V	96-97	—	18-8969	18-2851
GT750J/K Lemans	72-73	—	—	18-2667
GT750L/M/A/B Lemans	74-77	18-8956x	18-4652	18-2613
VS800G Intruder	92-09	18-8944	18-4682	—
VL800 Volusia	01-04	—	—	18-2851

IGNITION/ELECTRICAL

VX800L/M/N/P	90-93	18-8944	18-4711	—
VZ800 Marauder	97-04	18-8944	18-4682	—
GS850GN	1979	18-8956x	18-4670	18-2614
GS850GT/GX/GZ/GD	80-83	18-8957x	18-4653	18-2612
GS850GLT/GLX/GLZ/GLD	80-83	18-8957x	18-4653	18-2612
GS1000C/EC/N	78-79	18-8956x	18-4648	18-2614
GS1000EN/LN/SN	1979	18-8956x	18-4648	18-2614
GS1000ET	1980	18-8957x	18-4653	18-2612
GS1000GT/GX	81-82	18-8957x	18-4653	18-2612
GS1000GLT/GLX	81-82	18-8957x	18-4653	18-2612
GS1000ST	1980	18-8957x	18-4653	18-2612

CONTROL

GS1000SZ Katana	1982	18-8957x	18-4653	18-2612
GS1100ET/EX/EZ/ED/ESD	80-83	18-8957x	18-4653	18-2612
GS1100GZ/GLZ/GD/GLD	82-83	18-8957x	18-4653	18-2612
GS1100GKZ/GK2/GKD/GKE	82-84	18-8957x	18-4653	18-2612
GS1100LT	1980	18-8957x	18-4653	18-2612
GS1100SD Katana	1983	18-8957x	18-4653	18-2612
GSX1100F Katana	88-93	—	18-4729	18-2655
GSX1100GM/GN/GP Shaft	91-93	18-8944	18-4709	18-2661
GSX-R1100G/H/J	86-88	18-8957x	18-4653	18-2655
GSX-R1100K/L/M/N	89-92	18-8944	—	18-2661
GSX-R1100WP/WR	93-94	18-8944	18-4705	18-2661
GSX-R1100WS/WT/WV/MW	95-98	18-8944	18-4727	18-2661

SUSPENSION

GS1150ES3/ESE/EF/ESF	83-85	18-8957x	18-4653	18-2612
GS1150EF2/EG/ESG	85-86	18-8957x	18-4653	18-2612
GSF1200SV/SW/SX/SY Bandit	97-00	—	18-4727	18-2661
GSF1200SAV Bandit	1997	—	18-4727	18-2661
GSF1200/S Bandit	01-05	—	—	18-4646
GV1200GLF/GLG Madura	85-86	18-8957x	18-4653	—
GV1200GLF2 Madura	1985	18-8957x	18-4653	—
VS1400GL Intruder	87-92	18-8944	18-4711	—
VS1400GL Intruder	93-09	18-8944	18-4682	—
VL1500 Intruder LC	98-04	—	—	18-2851

ACCESSORIES

SUZUKI® ATV APPLICATION	YEAR	FLOAT NEEDLE	F.V ASSY	F.B.G. O-RING
ALT50	83-84	—	18-9215	18-6443
LT50	84-87	—	18-9215	—
LT-A50 QUADMASTER	02-05	—	18-9215	—
LT50R	84-87	—	—	18-6512
LT-Z50 QUADSPORT	04-10	—	18-9196	—
LT80	96-06	—	18-9227	18-6451
LT80S	87-95	—	18-9227	18-6451
ALT125	83-86	—	—	18-6443

MARINE

ALT50	83-84	—	18-9215	18-6443
LT50	84-87	—	18-9215	—
LT-A50 QUADMASTER	02-05	—	18-9215	—
LT50R	84-87	—	—	18-6512
LT-Z50 QUADSPORT	04-10	—	18-9196	—
LT80	96-06	—	18-9227	18-6451
LT80S	87-95	—	18-9227	18-6451
ALT125	83-86	—	—	18-6443

SUZUKI® ATV APPLICATION	YEAR	FLOAT NEEDLE	F.V ASSY	F.B.G. O-RING
LT125	83-87	—	—	18-6443
LT160	89-92	—	18-9260	—
LT160	03-04	—	18-9260	—
ALT185F	1985	—	18-4606	18-6443
LT185E/F/G/H Quadrunner	84-87	—	18-4606	—
LT230EH/EJ/EK/EL Quadrunner	87-90	—	18-4606	—
LT230EM/EN/EP Quadrunner	91-93	—	18-4606	—
LT230GEF/GEG Quadrunner	85-86	—	18-4606	—
LT-F230G/H	86-87	—	18-4606	—
LT-250EF	85-86	—	18-4657	—
LT250RF~RN Quadracer	85-92	—	18-4683	18-6447
LT-F250J/K	88-89	—	18-4657	—
LT-F250 Quadrunner 2WD	90-99	18-8957x	18-4653	18-2655
LT-F250F Quadrunner 4WD	1999	18-8957x	18-4653	18-2655
LT-F250F Quadrunner 4WD	00-02	—	18-8969	18-4646
LT-Z250 Quad Sport	04-09	—	—	18-4646
LT-4WD Quadrunner 4WD	87-89	—	18-4657	—
LT-4WD Quadrunner 4WD	90-98	18-8957x	18-4653	18-2655
LT-F300F King Quad	1999	—	18-4711	18-2655
LT-F300F King Quad	00-02	—	18-4711	18-2655
LT-F4WDX King Quad	91-95	—	18-4711	18-2655
LT-F4WDX King Quad	96-98	—	18-4711	18-2655
LT-F4WDX King Quad E33 (Cal)	1998	18-8957x	18-4653	18-2655
LT-F4WDV/WDW	97-98	—	18-4653	—
LT-A400F Eiger Auto (2 & 4WD)	02-09	18-6349	—	18-2676
LT-F400F Eiger 4WD	02-09	18-6349	—	18-2676
LT-Z400 Quad Sport	03-08	18-8944	—	18-4646
LT500R	85	—	—	18-6447
LT-A500F Vinson Auto 4WD	02-07	18-6349	—	18-2676
LT-F500F Quadrunner 4WD	98-02	—	—	18-2655
LT-F500F Vinson 4WD	03-07	18-6349	—	18-2676

SUZUKI® DUALSPORTS/OFFROAD APPLICATION	YEAR	FLOAT NEEDLE	F.V ASSY	F.B.G. O-RING
JR50	78-06	—	18-9215	18-6512
JR50	00-06	—	—	18-6512
RM50	78-80	—	18-9220	18-6440
TS50	73-74	—	18-9220	—
RM60	79-83	—	18-9220	18-6440
RM60K3	2003	—	18-4675	18-6440
RM65K3/K4	03-04	—	—	18-6440
TM75	74-76	—	18-9220	—
TS75	75-77	—	18-9220	—
DS80	78-82	—	18-9220	18-6440
DS80	83-00	—	18-9220	—
JR80	01-04	—	18-9220	—
RM80	77-79	—	18-9220	18-6440
RM80	80-01	—	18-9214	—
RM85	02-07	—	—	18-2604*
DR100D/E/F/G/H/J/K/L	83-90	—	18-4657	—
SP100	1983	—	18-4657	—
SP100D	1983	—	18-4657	—
RM100	76-81	—	18-9033	18-6426
RM100K3	2003	—	—	18-2604*
DR-Z110K3/K5	03-05	—	—	18-2649
DR125G/H/J	86-88	—	18-4657	—
DR125S	94-96	18-8957x	18-4653	—
DR125	1984	—	18-4657	—
DR-Z125/L	03-05	—	18-4669	—
RM125	75-79	—	18-9033	18-6426
RM125	81-83	—	18-9216	18-6513
RM125E/F/G/H	84-87	—	18-4683	18-6447
RM125J/K/L/M/N/P	88-93	—	18-4665	18-2552
RM125R/S/T/V/W	94-98	18-6349	—	18-8985
RM125X/Y	99-00	18-6349	—	—
RM125	01-08	—	18-9203	—
SP125G/H/J	86-88	—	18-4657	18-6426
PE175	78-79	—	18-9033	18-6426

SUZUKI® DUALSPORTS/OFFROAD APPLICATION	YEAR	FLOAT NEEDLE	F.V ASSY	F.B.G. O-RING
PE175	80-84	—	<b>18-9216</b>	<b>18-6513</b>
RS175	80-82	—	<b>18-9033</b>	—
DR200SE Dual Sport	96-09	<b>18-8957x</b>	<b>18-4653</b>	<b>18-2655</b>
SP200G/H/J	86-88	<b>18-8957x</b>	<b>18-4653</b>	—
DR250	82-85	—	—	<b>18-6463</b>
DR250S Dual Sport	90-95	<b>18-8944</b>	<b>18-4709</b>	<b>18-2661</b>
DR-Z250 E33 (Calif)	01-07	—	—	<b>18-4646</b>
PE250	77-79	—	<b>18-9033</b>	<b>18-6514</b>
PE250	80-81	—	<b>18-9216</b>	<b>18-6513</b>
RL250L/M Trials Exacta	74-75	—	—	<b>18-2667</b>
RM250	76-80	—	<b>18-9033</b>	<b>18-6514</b>
RM250	81	—	<b>18-9216</b>	<b>18-6513</b>
RM250Z/D/E/F/G	82-86	—	<b>18-4683</b>	<b>18-6447</b>
RM250J/K/L/M/N	88-92	—	<b>18-4665</b>	—
RM250P/R/S/T	93-96	<b>18-6354</b>	—	<b>18-8985</b>
RM250V	1997	<b>18-6349</b>	—	<b>18-8985</b>
RM250W/X/Y/K1/K2/K3/K4	98-05	<b>18-6349</b>	—	<b>18-2616*</b>
RM250K6/K7	06-07	—	—	<b>18-2616*</b>
RMX250K/L/M/N	89-92	—	<b>18-4665</b>	—
RMX250P/R/S/T/V/W	93-98	<b>18-6354</b>	—	<b>18-8985</b>
RM-Z250K4 (4-stroke)	04-09	<b>18-6349</b>	—	<b>18-6274</b>
RS250	80-81	—	<b>18-9216</b>	—
SP250Z/D	82-83	—	—	<b>18-2617</b>
SP250F	1985	—	—	<b>18-2617</b>
TM250	73-75	—	<b>18-9033</b>	<b>18-6426</b>
TS250R/J/K/L/M Savage	71-75	—	—	<b>18-2667</b>
DR350S Dual Sport	90-93	<b>18-8944</b>	<b>18-4709</b>	<b>18-2661</b>
DR350SE Dual Sport	94-99	<b>18-8944</b>	<b>18-4709</b>	<b>18-2661</b>
DR350 Offroad E33 (CALIF)	97-99	<b>18-8944</b>	<b>18-4709</b>	<b>18-2661</b>
DR370	78-79	—	—	<b>18-6463</b>
RM370	76-77	—	<b>18-9033</b>	<b>18-6514</b>
SP370	78-79	—	—	<b>18-6463</b>
DR400	80	—	—	<b>18-6463</b>
DR-Z400EY/EK1/EK2	00-02	<b>18-6349</b>	—	—
DR-Z400EK3/EK4 (FCR Carb)	03-04	<b>18-6349</b>	—	—
DR-Z400E Offroad E33 (Calif)	04-07	—	—	<b>18-4646</b>
DR-Z400S Dual Sport	00-12	—	—	<b>18-4646</b>
DR-Z400SM Supermoto	05-09	—	—	<b>18-4646</b>
PE400	80-81	—	<b>18-9216</b>	<b>18-6513</b>
RM400	78-80	—	<b>18-9033</b>	<b>18-6514</b>
SP400T	1980	—	—	<b>18-2617</b>
TM400	73-75	—	<b>18-9033</b>	<b>18-6426</b>
TS400L/M/A/B Savage	74-77	—	<b>18-9033</b>	<b>18-2667</b>
RM-Z450K4 (4-stroke)	05-07	<b>18-6349</b>	—	<b>18-6274</b>
RM465Z	1982	—	<b>18-4683</b>	<b>18-6447</b>
DR500	81-83	—	—	<b>18-6463</b>
RM500D/E	83-84	—	<b>18-4683</b>	<b>18-6447</b>
SP500X/Z/D	81-83	—	—	<b>18-2617</b>
SP600F	1985	—	—	<b>18-2617</b>
DR650S	91-93	—	—	<b>18-2661</b>
DR650SE	94-12	—	—	<b>18-2661</b>
TRIUMPH® STREET APPLICATION	YEAR	FLOAT NEEDLE	F.V ASSY	F.B.G. O-RING
Daytona 750	92-93	<b>18-8944</b>	—	<b>18-2661</b>
Bonneville T100	02-05	<b>18-8953</b>	—	<b>18-2676</b>
America	02-07	<b>18-8953</b>	—	<b>18-2676</b>
Scrambler	06-08	<b>18-8953</b>	—	<b>18-2676</b>
Speedmaster	02-07	<b>18-8953</b>	—	<b>18-2676</b>
Sprint (to eng # 55880)	93-98	<b>18-8944</b>	—	<b>18-2661</b>
Sprint (eng # 55881 on)	93-98	<b>18-8953</b>	—	<b>18-2676</b>
Sprint Calif. (to eng # 55615)	93-98	<b>18-8944</b>	—	<b>18-2661</b>
Sprint Calif. (eng # 55616 on)	93-98	<b>18-8953</b>	—	<b>18-2676</b>
Legend TT	98-01	<b>18-8953</b>	—	<b>18-2676</b>
Thunderbird 885 (to eng #62506)	95-14	<b>18-8944</b>	—	<b>18-2661</b>
Thunderbird 885 (eng #62507 on)	95-14	<b>18-8953</b>	—	<b>18-2676</b>
Tiger 885 (to eng# 55615)	93-98	<b>18-8944</b>	—	<b>18-2661</b>
Tiger 885 (eng# 55616 on)	93-98	<b>18-8953</b>	—	<b>18-2676</b>
Thunderbird Sport	98-03	<b>18-8953</b>	—	<b>18-2676</b>
Adventurer 900 (to eng # 62506)	96-01	<b>18-8944</b>	—	<b>18-2661</b>

TRIUMPH® STREET APPLICATION	YEAR	FLOAT NEEDLE	F.V ASSY	F.B.G. O-RING
Adventurer 900 (eng #62507 on)	96-01	<b>18-8953</b>	—	<b>18-2676</b>
Trident 900 (to eng # 55880)	91-98	<b>18-8944</b>	—	<b>18-2661</b>
Trident 900 (eng # 55881 on)	91-98	<b>18-8953</b>	—	<b>18-2676</b>
Trident 900 Calif. (to eng # 55615)	91-98	<b>18-8944</b>	—	<b>18-2661</b>
Trident 900 Calif. (eng # 55616 on)	91-98	<b>18-8953</b>	—	<b>18-2676</b>
Trophy 900 (to eng # 55880)	91-04	<b>18-8944</b>	—	<b>18-2661</b>
Trophy 900 (eng # 55881 on)	91-04	<b>18-8953</b>	—	<b>18-2676</b>
Trophy 900 Calif. (to eng # 55615)	91-04	<b>18-8944</b>	—	<b>18-2661</b>
Trophy 900 Calif. (eng # 55616 on)	91-04	<b>18-8953</b>	—	<b>18-2676</b>
Thruxton 900	04-07	<b>18-8953</b>	—	<b>18-2676</b>
Daytona 1000	92-93	<b>18-8944</b>	—	<b>18-2661</b>
Daytona 1200	93-06	<b>18-8944</b>	—	<b>18-2661</b>
YAMAHA® STREET APPLICATION	YEAR	FLOAT NEEDLE	F.V ASSY	F.B.G. O-RING
BA50	96	<b>18-8918</b>	—	—
CA50 RIVA	83-86	—	—	<b>18-6430</b>
CE50E	86-87	—	—	<b>18-6430</b>
CG50E	88	<b>18-8918</b>	—	<b>18-6430</b>
CG50 JOG	88-91	—	—	<b>18-6430</b>
CV50R	01	<b>18-8918</b>	—	—
CW50	90-03	<b>18-8918</b>	—	—
CW50R	95	<b>18-8918</b>	—	—
CW50RS	95-09	<b>18-8918</b>	—	—
CY50	90-96	<b>18-8918</b>	—	—
CY50 JOG	92-01	—	—	<b>18-6430</b>
EW50	03-11	<b>18-8918</b>	—	—
LB50P	78-82	—	—	<b>18-6427</b>
SH50	87-94	<b>18-8918</b>	—	—
U5	66-67	—	—	<b>18-6427</b>
YA50	94-96	<b>18-8918</b>	—	—
YE50	92-95	<b>18-8918</b>	—	—
YJ50	94-97	<b>18-8918</b>	—	—
YM50	95	<b>18-8918</b>	—	—
YN50	00-01	<b>18-8918</b>	—	—
YSR50	87-92	—	<b>18-9175</b>	—
YV50	98	<b>18-8918</b>	—	—
YW50	09	<b>18-8918</b>	—	—
MJ2	62-64	—	—	<b>18-6427</b>
CW65	92-94	<b>18-8918</b>	—	—
LB802A	76-78	—	—	<b>18-6427</b>
G6S	70-71	—	—	<b>18-6427</b>
G7S	72	—	—	<b>18-6427</b>
MG1T	64-65	—	—	<b>18-6427</b>
YE80	95	<b>18-8918</b>	—	—
YG1	63-65	—	—	<b>18-6427</b>
YG1T	64-66	—	—	<b>18-6427</b>
YG5	68-69	—	—	<b>18-6427</b>
YGS1	66	—	—	<b>18-6427</b>
HS1	70-71	—	—	<b>18-6427</b>
HT1	70-71	—	<b>18-9220</b>	—
YA90	97	<b>18-8918</b>	—	—
YL1	66-67	—	—	<b>18-6427</b>
YN100	01-03	<b>18-8918</b>	—	—
L5T	69-70	—	—	<b>18-9220</b>
LS2	72	—	—	<b>18-9220</b>
YL2	67	—	—	<b>18-9220</b>
YL2C	67-68	—	—	<b>18-9220</b>
YQ100	01-02	<b>18-8918</b>	—	—
ASC2	69	—	—	—
TA125	1975	—	—	<b>18-4650</b>
XC125 RIVA	85-01	<b>18-8908</b>	—	—
XC125Z RIVA	87-90	<b>18-8908</b>	—	—
XC125T	94-98	—	—	<b>18-9035</b>
XC125TR	96-99	—	—	<b>18-9035</b>
YASC1	68	—	—	<b>18-9220</b>
XC180 Riva	83-85	<b>18-8944</b>	—	<b>18-4676</b>
CS3B/C	71	—	—	<b>18-9220</b>
CS5	72	—	—	<b>18-9220</b>
XC200 RIVA	87-91	<b>18-8908</b>	—	—
XC200Z RIVA	87-90	<b>18-8908</b>	—	—
RD250/A/B	73-75	—	—	<b>18-4650 18-2652</b>
SR250 Exciter/Exciter II	80-82	<b>18-8944</b>	—	<b>18-4676 18-2612</b>

EQUIPMENT & TOOLS

HARD PARTS

CARB & FUEL

IGNITION/ELECTRICAL

CONTROL

SUSPENSION

ACCESSORIES

MARINE

EQUIPMENT & TOOLS

YAMAHA® STREET APPLICATION	YEAR	FLOAT NEEDLE	F.V ASSY	F.B.G. O-RING
SRX250T/TC	1987	18-8940	—	18-4774
XV250 Route66/Virago/V-Star	88-12	18-8944	—	18-8996
RD350/A/B	73-75	—	18-4650	18-2652
RZ350L/N/NC/NCII	84-85	—	—	18-6440
XS360C/D/2D	76-77	18-8956x	18-4652	18-2613
FZR400	88-90	18-8944	—	—
RD400C/D/E/F	76-79	—	18-4650	18-2652

HARD PARTS

XS400D/E/2E/F/2F	77-79	18-8956x	18-4652	18-2617
XS400 Special Series	80-82	18-8944	18-4676	18-2612
XS400J Maxim	1982	18-8957x	18-4653	18-2635
XS400K Maxim	1983	18-8957x	—	18-2635
XS400RJ Seca	1982	18-8957x	18-4653	18-2635
XS400RK Seca	1983	18-8957x	—	18-2635
SR500E/F/G/H	78-81	18-8942	—	—
XS500C/D	76-77	—	—	18-2613
XS500E	1978	18-8956x	18-4652	18-2617

CARB & FUEL

XV535 Virago	87-88	—	—	18-2852
XV535 Virago	90-99	18-8944	18-4757	18-2852
XJ550H/J/K Maxim	81-83	18-8944	18-4676	18-2615
XJ550RH/RJ/RK Seca	81-83	18-8944	18-4676	18-2615
XZ550RJ Vision	1982	18-8957x	—	—
XZ550RK Vision	1983	18-8957x	18-4653	—
FJ600L/LC/N/NC	84-85	18-8944	18-4676	18-2635
FZ600S/SC/T/TC/U/UC	86-88	18-8944	18-4760	18-2615
FZR600	89-99	18-8944	—	18-2858
XJ600 Seca II	1992	18-8944	—	18-8996
XJ600 Seca II	93-98	18-8944	18-4684	18-8996
SRX600S/SC	1986	18-8935	—	18-4773
YX600S/SC~A/AC Radian	86-90	18-8944	18-4760	18-2615
YZF600R	95-07	18-8953x	—	18-2677
YZF-R6	99-01	18-8944	—	—

IGNITION/ELECTRICAL

XJ650G/H/J/K Maxim	80-83	18-8943	18-8937	18-2619
XJ650LH Midnight Maxim	1981	18-8943	18-8937	18-2619
XJ650LJ/LK Seca Turbo	82-83	18-8957x	—	—
XJ650RJ Seca	1982	18-8943	18-8937	18-2619
XS-1/XS-1B 650	70-71	—	18-4650	18-2613
XS2-650	1972	—	—	18-2613
TX650/A	73-74	—	—	18-2613
XS650B/C/D/E/F	75-79	—	—	18-2613
XS6502F	1979	—	—	18-2613
XS650SE/SF Special	78-79	—	—	18-2613

CONTROL

XS650 Twins, All	80-83	18-8944	18-4676	18-2612
XVS650 V-Star	98-11	18-8944	—	18-8996
FZ700T/TC	1987	18-8944	18-4684	18-8992
FZX700S/SC/T/TC	86-87	18-8944	18-4684	18-8992
XJ700N/NC Maxim (Hitachi)	1985	18-8943	18-8937	18-2619
XJ700S/SC Maxim (Hitachi)	1986	18-8943	18-8937	18-2619
XJ700XN/XNC Maxim X (Mikuni)	1985	18-8944	18-4760	18-2635
XJ700XS/XSC Maxim X (Mikuni)	1986	18-8944	18-4760	18-2635
XV700Virago, All	84-87	18-8943	18-8937	18-8994
FZ750N/S/SC	85-86	18-8944	18-4684	18-8992
FZ750U/UC	1988	18-8944	—	18-8992
FZR750RT	1987	18-8944	18-4684	18-8992
FZR750RU	1988	18-8944	—	18-8992
TX750/A	73-74	—	—	18-2613

SUSPENSION

XJ750J/K Maxim	82-83	18-8943	18-8937	18-2619
XJ750MK Midnight Maxim	1983	18-8943	18-8937	18-2619
XJ750RH/RJ/RK Seca	81-83	18-8943	18-8937	18-2619
XS750D/2D	1977	18-8956x	18-4652	18-2613
XS750E/F	78-79	18-8956x	18-4652	18-2617
XS750SE/SF Special	78-79	18-8956x	18-4652	18-2617
XV750H/J/K Virago	81-83	18-8943	18-8937	18-2624
XV750MK Midnight Virago	1983	18-8943	18-8937	18-2624
XV750 Virago, All	88-98	18-8944	18-4758	18-2696
YZF750	94-98	—	—	18-2858
TDM850	92-93	18-8944	—	18-2858
XS850G/H	80-81	18-8943	—	18-2622
XS850LG/LH Midnight Special	80-81	18-8943	—	18-2622
XS850SG/SH Special	80-81	18-8943	—	18-2622
XJ900RK Seca	1983	18-8957x	—	18-2635
XV920J Virago	1982	18-8943	18-8937	18-2624
XV920K Virago	1983	18-8943	18-8937	18-8994
XV920MK Midnight Virago	1983	18-8943	18-8937	18-8994

ACCESSORIES

YAMAHA® STREET APPLICATION <th>YEAR</th> <th>FLOAT NEEDLE</th> <th>F.V ASSY</th> <th>F.B.G. O-RING</th>	YEAR	FLOAT NEEDLE	F.V ASSY	F.B.G. O-RING
XV920RH/RJ	81-82	18-8943	18-8937	18-2624
FZR1000T/TC/U/UC	87-88	18-8944	—	18-8992
FZR1000W/WC~F/FC	89-95	18-8944	—	18-2858
FZS1000 FZ1	01-05	18-8944	18-8941	18-4646
XV1000L/LC/N/NC Virago	84-85	18-8943	18-4740	18-8994
YZFR-1	98-01	18-8944	18-8941	18-2851
FJ1100L/LC/N/NC	84-85	18-8944	18-4760	18-2635
XJ1100J Maxim	1982	18-8944	18-4676	18-2612
XS1100E/F	78-79	18-8956x	18-4652	18-2617
XS1100G/H	80-81	18-8944	18-4676	18-2612
XS1100LG/LH Midnight Special	80-81	18-8944	18-4676	18-2612
XS1100SF Special	1979	18-8956x	18-4652	18-2617
XS1100SG/SH Special	80-81	18-8944	18-4676	18-2612
XV1100S/SC/T/TC Virago	86-87	18-8943	18-4740	18-8994
XV1100U/UC~L/LC Virago	88-99	18-8944	18-4758	18-2696
XVS1100 V-Star, All	99-09	18-8944	—	18-4646
FJ1200S/SC/T/TC	86-87	18-8944	18-4760	18-2635
FJ1200W/WC/A/AC	89-93	18-8944	18-4758	18-2635
VMX12 V-Max	85-07	18-8944	18-4757	18-2852
XVZ1200 Venture	83-85	—	—	18-2852
XVZ13 Venture & Venture Royale	86-93	18-8944	18-4757	18-2852
XVZ1300 Royal Star	96-00	18-8944	18-4758	18-8996
XVZ1300 Boulevard	2001	18-8944	18-4758	18-8996
XVZ1300 Tour Classic	96-00	18-8944	18-4758	18-8996
XVZ1300 Tour Deluxe	00-01	18-8944	18-4758	18-8996
XVZ13 Royal Star Tour Deluxe	05-10	18-8944	18-8941	18-2851
XVZ1300 Venture	99-13	18-8944	18-8941	18-2851
XVZ1300MM Limited Edition	2000	—	—	18-2851
XVZ1300 Midnite Venture	02-07	—	—	18-2851
XVZ1300 Tour Deluxe	04-07	—	—	18-2851
XV1600 Road Star	99-03	18-8944	—	18-4646
XV1700 Road Star	04-07	18-8944	—	18-4646

MARINE

YAMAHA® ATV/UTV APPLICATION <th>YEAR</th> <th>FLOAT NEEDLE</th> <th>F.V ASSY</th> <th>F.B.G. O-RING</th>	YEAR	FLOAT NEEDLE	F.V ASSY	F.B.G. O-RING
YFM50 RAPTOR	04-08	18-8905	—	18-6363
YFM80 BADGER	85-88	18-8905	—	—
YFM80 BADGER	92-95	18-8905	—	18-6363
YFM80 BADGER	96-01	18-8905	—	18-6363
YFM80G GRIZZLY	05-08	18-8905	—	18-6363
YFM80GH GRIZZLY	06-08	18-8905	—	18-6363
YFM80R RAPTOR	05-08	18-8905	—	18-6363
YFM80W RAPTOR	02-04	18-8905	—	18-6363
YFM100 CHAMP	87-91	18-8905	—	18-6363
YFA1W Breeze Moto-4	1989	—	18-4669	18-2660
YFA1 Breeze Moto-4	91-04	—	18-4669	18-2660
YFM125G Grizzly	04-10	—	18-4669	18-2660
YFM125R Raptor	11-12	—	—	18-4646
YT125G/H/J/K/L/N Tri-Moto	80-85	—	—	18-6440
YT175J/K Tri-Moto	82-83	—	—	18-6440
YFM200N Moto-4	1985	—	18-4669	18-2660
YFM200DXS~DXW Moto-4	86-89	—	18-4669	18-2660
YFS200U~T Blaster	88-05	—	18-4667	18-6440
YTM200 Tri-Moto	83-85	—	—	18-2660
YFM225S/T/U Moto-4	86-88	—	18-4669	18-2660
YTM225DRN/DRS Tri-Moto	85-86	—	18-4669	18-2660
YTM225DX Tri-Moto	83-85	—	18-4669	18-2660
YFU1TW/YFU1W Pro-Hauler	1989	—	18-4669	18-2660
YFB250 Timberwolf	92-00	—	18-4669	18-2660
YFM25 Bruin 250	05-06	—	—	18-4646
YFM25 Big Bear 250	07-09	—	—	18-4646
YFM250W/A/B Moto-4	89-91	—	18-4669	18-2660
YFM250R Raptor	08-11	—	—	18-4646
YFM250X Bear Tracker	99-04	—	18-9035	18-2655
YFM350AS Bruin 350 Auto 2WD	04-06	18-8944	18-9255	18-4646
YFM350ERT~ERA Moto-4 ATV	87-90	18-8944	18-9073	18-4628
YFM350ERD/ERE/ERF/ERG	92-95	18-8944	18-9073	18-4628
YFM350FA Bruin 350 Auto 4X4	04-06	18-8944	18-9255	18-4646
YFM35G/FG Grizzly	07-11	—	18-9255	18-4646
YFM350FWT~FWJ Big Bear	87-97	18-8944	18-9073	18-4628
YFM350FWB Big Bear 4WD	97-99	18-8944	18-9035	18-2655
YFM350FXG Wolverine	1995	18-8944	18-9073	18-4628
YFM350FX Wolverine	96-05	18-8944	18-9035	18-2655

<b>YAMAHA® ATV/UTV APPLICATION</b>	<b>YEAR</b>	<b>FLOAT NEEDLE</b>	<b>F.V ASSY</b>	<b>F.B.G. O-RING</b>
YFM350R Raptor	04-11	<b>18-8944</b>	—	<b>18-4646</b>
YFM350U Big Bear 2WD	96-98	<b>18-8944</b>	<b>18-9073</b>	<b>18-4628</b>
YFM350UL Big Bear 2WD	1999	<b>18-8944</b>	<b>18-9035</b>	<b>18-2655</b>
YFM350XT~XS/XSC Warrior	87-04	<b>18-8944</b>	<b>18-9073</b>	<b>18-4628</b>
YFP350U Terrapro	1988	<b>18-8944</b>	<b>18-9073</b>	<b>18-4628</b>
YFZ350T~T Banshee	87-05	<b>18-8944</b>	<b>18-4672</b>	<b>18-6440</b>
YFM400 Big Bear 400	00-04	—	<b>18-9255</b>	<b>18-4646</b>
YFM40 Big Bear 400	05-11	—	<b>18-9255</b>	<b>18-4646</b>
YFM400FW Kodiak 4WD	93-98	<b>18-8944</b>	<b>18-9073</b>	<b>18-4628</b>
YFM400FW Kodiak 400 4WD	1999	—	—	<b>18-2655</b>
YFM400A/FA Kodiak 2WD/4WD	00-06	<b>18-8944</b>	<b>18-9255</b>	<b>18-4646</b>
YFM4FG Grizzly 400	07-08	—	<b>18-9255</b>	<b>18-4646</b>
YFM45FG Grizzly 450 4WD	07-11	—	<b>18-9255</b>	<b>18-4646</b>
YFM450FA Kodiak 450 4WD	03-06	<b>18-8944</b>	<b>18-9255</b>	<b>18-4646</b>
YFM450FX Wolverine	06-10	—	<b>18-9255</b>	<b>18-4646</b>
YFZ450	04-09	<b>18-6349</b>	—	<b>18-6274</b>
YXR450 Rhino	06-09	—	—	<b>18-4646</b>
YFM600F Grizzly	98-01	<b>18-8944</b>	<b>18-9249</b>	<b>18-2661</b>
YFM660FGrizzly, All	02-08	<b>18-8944</b>	—	<b>18-4646</b>
YFM660R Raptor	01-05	—	—	<b>18-4646</b>
YXR660 Rhino	04-07	—	—	<b>18-4646</b>

<b>YAMAHA® DUALSPORT/OFFROAD APPLICATION</b>	<b>YEAR</b>	<b>FLOAT NEEDLE</b>	<b>F.V ASSY</b>	<b>F.B.G. O-RING</b>
YZ60J/K	82-83	—	—	<b>18-6440</b>
DT50	86	<b>18-8916</b>	—	—
DT50LC	92-94	<b>18-8916</b>	—	—
PW50	88-13	<b>18-8916</b>	—	—
TTR50	08-10	—	<b>18-9196</b>	—
YZ50	80	—	<b>18-9220</b>	—
YF60	88	<b>18-8916</b>	—	—
YZ60J/K	82-83	—	—	<b>18-6440</b>
DT75	87	<b>18-8916</b>	—	—
DT80	81-83	—	—	<b>18-6442</b>
GT1	73	—	<b>18-9182</b>	<b>18-6442</b>
GT80	74-76	—	<b>18-9182</b>	<b>18-6442</b>
GT80	77-80	—	—	<b>18-6442</b>
GT80MX	75	—	<b>18-9182</b>	<b>18-6442</b>
GTMX	73-79	—	<b>18-9182</b>	<b>18-6442</b>
MX80	80-82	—	<b>18-9182</b>	<b>18-6442</b>
PW80	91-06	—	—	<b>18-6362</b>
PW80 BIG WHEEL	86-90	—	—	<b>18-6363</b>
TY80	74-75	—	<b>18-9182</b>	<b>18-6442</b>
YZ80B	1975	—	—	<b>18-6440</b>
YZ80	74-76	—	<b>18-9220</b>	—
YZ80C-N1	76-01	—	<b>18-4650</b>	<b>18-6440</b>
YZ85	93-08	—	—	<b>18-2604*</b>
TTR90	00-07	<b>18-8950</b>	—	—
DT100A/B/C/D/E/F/G/H/J/K	74-83	—	<b>18-9220</b>	<b>18-6440</b>
MX100A/B	74-75	—	<b>18-4650</b>	<b>18-2652</b>
MX100F/G/H/J/K	79-83	—	<b>18-9220</b>	<b>18-6440</b>
RS100	75-76	—	<b>18-9220</b>	—
RT100A	1990	—	<b>18-9220</b>	<b>18-6440</b>
RT100D~M	92-00	—	<b>18-9220</b>	<b>18-6440</b>
YZ100	76	—	<b>18-9033</b>	<b>18-6426</b>
TTR110E	08-09	<b>18-8950</b>	—	<b>18-6358</b>
TTR110E	10-16	—	—	<b>18-6358</b>
TTR110E	08-09	<b>18-8950</b>	—	—
AT1/AT-1MX	69-71	—	<b>18-4650</b>	—
AT2/AT3-125 Enduro	72-73	—	<b>18-4650</b>	<b>18-6440</b>
DT125A/B/C/D/E/F Enduro	74-79	—	<b>18-4650</b>	<b>18-6440</b>
DT125G/H Enduro	80-81	—	<b>18-9175</b>	<b>18-6440</b>
DT125LC	86-87	—	—	<b>18-6440</b>
MX125A/B	74-75	—	<b>18-4650</b>	<b>18-2652</b>
TT125RM/RMC	2000	—	—	<b>18-2660</b>
TT-R125 All Models	00-11	—	—	<b>18-2660</b>
YZ125	74-88	—	<b>18-9033</b>	<b>18-6426</b>
YZ125A/B/C/D	74-77	—	<b>18-4650</b>	—
YZ125W/A/B/D/E1/F1	89-94	—	<b>18-4665</b>	<b>18-2552</b>
CT1/CT2/CT3	71-73	—	<b>18-4650</b>	—
DT175A/B/C /D/E/F Enduro	74-79	—	<b>18-4650</b>	<b>18-6440</b>
DT175G/H Enduro	80-81	—	—	<b>18-6440</b>
IT175	77-83	—	<b>18-9033</b>	<b>18-6426</b>
MX175A/B	74-75	—	<b>18-4650</b>	<b>18-2652</b>
MX175F/G/H	79-81	—	—	<b>18-6440</b>

<b>YAMAHA® DUALSPORT/OFFROAD APPLICATION</b>	<b>YEAR</b>	<b>FLOAT NEEDLE</b>	<b>F.V ASSY</b>	<b>F.B.G. O-RING</b>
TY175B/C Trials	75-76	—	—	<b>18-6440</b>
YZ175	76	—	<b>18-9033</b>	<b>18-6426</b>
RT180A~K	90-98	—	—	<b>18-6440</b>
IT200	84-86	—	<b>18-9033</b>	<b>18-6426</b>
TW200T/TC~M/MC Trailway	87-00	—	<b>18-9111</b>	<b>18-4774</b>
TW200T/TC~M/MC Trailway	01-15	—	—	<b>18-6361</b>
TT225S/T	86-87	—	—	<b>18-4773</b>
TT-R225	99-04	<b>18-8944</b>	<b>18-9035</b>	<b>18-2655</b>
XT225 Serow Dual Sport	92-00	—	<b>18-9035</b>	<b>18-2655</b>
XT225 Dual Sport	01-07	—	<b>18-9035</b>	<b>18-2655</b>
TT-R230	05-11	—	<b>18-9111</b>	<b>18-4773</b>
DT250B	1975	—	—	<b>18-2652</b>
DT250C	1976	—	<b>18-4650</b>	<b>18-2652</b>
DT250D/E/F	77-79	—	—	<b>18-2652</b>
DT1-250 Enduro	1968	—	—	<b>18-2667</b>
DT1B/DT1C-250 Enduro	69-70	—	—	<b>18-2667</b>
DT1E-250 Enduro	1971	—	—	<b>18-2667</b>
DT1S-250 Enduro	1969	—	—	<b>18-2667</b>
DT1C-MX250	1970	—	—	<b>18-2667</b>
DT1E-MX250	1971	—	—	<b>18-2667</b>
DT2/DT3-250 Enduro	72-73	—	—	<b>18-2667</b>
IT250	77-83	—	—	<b>18-6514</b>
MX250	73-74	—	<b>18-9033</b>	—
MX250	75	—	—	<b>18-6514</b>
TY250	76-77	—	<b>18-4650</b>	—
WR250Z	91	<b>18-8915</b>	—	—
WR250	94-97	—	<b>18-9083</b>	<b>18-6513</b>
WR250FN/FP/FR/FS	01-11	<b>18-6349</b>	—	<b>18-6274</b>
WR250F	01-02	—	<b>18-9194</b>	—
XT250L/LC Dual Sport	1984	<b>18-8935</b>	—	<b>18-4774</b>
XT250	08-12	—	—	<b>18-6361</b>
YZ250FN/FP/FR/FS 4-stroke	01-11	<b>18-6349</b>	—	<b>18-6274</b>
YZ250F	01-02	—	<b>18-9194</b>	—
YZ250	75	—	—	<b>18-6426</b>
YZ250	76-78	—	—	<b>18-6514</b>
YZ250W	89-93	—	<b>18-4665</b>	<b>18-2552</b>
YZ250A/B/D/E1/F1	89-94	<b>18-8915</b>	<b>18-4665</b>	<b>18-2552</b>
YZ250G1/H1/J1/K1	95-98	<b>18-6349</b>	—	<b>18-8985</b>
YZ250L1/M1/N/P/R/S1	99-04	<b>18-6349</b>	—	<b>18-2616*</b>
YZ250	05-08	—	—	<b>18-2616*</b>
YZ250WRW/WRA	89-90	—	<b>18-4665</b>	<b>18-2552</b>
BW350T/J	87-88	<b>18-8940</b>	—	<b>18-4773</b>
TT350S/T Offroad	86-87	<b>18-8935</b>	—	<b>18-4774</b>
XT350N/NC~M/MC Dual Sport	85-00	<b>18-8935</b>	—	<b>18-4774</b>
MX360	73-74	—	<b>18-9033</b>	—
YZ360	74-75	—	<b>18-9033</b>	<b>18-6426</b>
DT400B	1975	—	—	<b>18-2652</b>
DT400C	1976	—	<b>18-4650</b>	<b>18-2652</b>
IT400	76-79	—	—	<b>18-6514</b>
MX400	75	—	—	<b>18-6514</b>
WR400FK/FL/FM	98-00	<b>18-6349</b>	<b>18-9194</b>	<b>18-6274</b>
YZ400	76-79	—	—	<b>18-6514</b>
YZ400FK/FL	98-99	<b>18-6349</b>	<b>18-9194</b>	—
IT425	80-82	—	—	<b>18-6514</b>
YZ426FM/FN/FP	00-02	<b>18-6349</b>	<b>18-9194</b>	<b>18-6274</b>
WR426FN/FP	01-02	<b>18-6349</b>	<b>18-9194</b>	<b>18-6274</b>
WR450FR/FY, YZ450FR/FY	03-09	<b>18-6349</b>	—	<b>18-6274</b>
YZ465	80-81	—	—	<b>18-6514</b>
IT490	83-84	—	—	<b>18-6514</b>
YZ490	82-90	—	<b>18-9083</b>	<b>18-6514</b>
SC500	73-74	—	—	<b>18-6514</b>
TT500C/D/	76-77	—	<b>18-4650</b>	—
WR500	92-93	—	<b>18-9083</b>	<b>18-6514</b>
XT500C	1976	—	<b>18-4650</b>	—
XT500E/F/G/H Dual Sport	78-81	<b>18-8942</b>	—	—
XT550J/K Dual Sport	82-83	<b>18-8935</b>	—	<b>18-4773</b>
TT600K/L/N/S Offroad	83-86	<b>18-8935</b>	—	<b>18-4773</b>
XT600L/LC~W/WC Dual Sport	84-89	<b>18-8935</b>	—	<b>18-4773</b>
XT600EA/EAC~EG/EGC Dual	90-95	<b>18-8940</b>	—	<b>18-4773</b>

EQUIPMENT & TOOLS

HARD PARTS

CARB & FUEL

IGNITION/ELECTRICAL

CONTROL

SUSPENSION

ACCESSORIES

MARINE





18-3683



18-3685



18-3689



18-3693

**MIXTURE SCREW SET REFERENCE**

New from K&L Supply! Complete mixture screw sets are now available for many popular models. Applications are offered for both the Mikuni and Keihin carburetors found on most brands. Intended to be a direct replacement for the OE reference part numbers listed. Set includes: Screw, Spring, Washer and O-ring. Sold Each.

**OE REFERENCE**

<b>HONDA®</b>	<b>K&amp;L P/N</b>
16016-MV9-730	<b>18-3683</b>
16016-MAS-670	
16016-KJ9-671	<b>18-3684</b>
16016-MF5-671	<b>18-3685</b>
16016-KC2-970	<b>18-3686</b>
16016-413-751	
16016-383-871	
16016-MY1-640	<b>18-3688</b>
16016-MY5-890	
16028-MY5-890	
<b>KAWASAKI®</b>	<b>K&amp;L P/N</b>
16014-1081	<b>18-3689</b>
16014-1014	<b>18-3691</b>
<b>SUZUKI®</b>	<b>K&amp;L P/N</b>
13279-47070	<b>18-3693</b>
13279-33E00	<b>18-3694</b>
<b>TRIUMPH®</b>	<b>K&amp;L P/N</b>
1240052-T0301	<b>18-3693</b>
<b>YAMAHA®</b>	<b>K&amp;L P/N</b>
12R-14105-00-00	<b>18-3697</b>

Note: 18-3686 set does not include the stopper cap.

**APPLICATION**

<b>HONDA® STREET</b>	<b>YEAR</b>	<b>K&amp;L P/N</b>
CH125 Elite	1984	<b>18-3684</b>
CM200T	80-82	<b>18-3686</b>
CM250C Custom	82-83	<b>18-3686</b>
NX250	89-90	<b>18-3686</b>
VTR250 Interceptor	88-90	<b>18-3685</b>
CB400F	04-06	<b>18-3683</b>
CB400T	80-81	<b>18-3686</b>
CM400A	80-81	<b>18-3686</b>
CM400C	1981	<b>18-3686</b>
CM400T	80-81	<b>18-3686</b>
CB450SC Nighthawk 49State	82-86	<b>18-3686</b>
CB450SC Nighthawk Calif.	85-86	<b>18-3686</b>
CB450T	1982	<b>18-3686</b>
CM450A	82-83	<b>18-3686</b>
CM450E	82-83	<b>18-3686</b>
CX500C Custom	80-82	<b>18-3686</b>
CX500D Deluxe	80-81	<b>18-3686</b>
FT500 Ascot	82-83	<b>18-3686</b>
GL500/I Silverwing	81-82	<b>18-3686</b>
VF500C Magna	84-85	<b>18-3684</b>
VF500F Interceptor	84-85	<b>18-3684</b>
VT500C Shadow	83-86	<b>18-3685</b>
VT500FT Ascot	83-84	<b>18-3685</b>

CBR600F2	91-94	<b>18-3683</b>
CBR600F3/SJR/SE	95-98	<b>18-3683</b>
CBR600F4	99-00	<b>18-3683</b>
VT600C/CD Shadow	88-98	<b>18-3685</b>
XL600V Transalp	89-90	<b>18-3685</b>
CB650	80-82	<b>18-3686</b>
CB650C Custom	80-82	<b>18-3686</b>
CB650SC Nighthawk	1982	<b>18-3686</b>
CX650C Custom	1983	<b>18-3686</b>
GL650/I Silverwing	1983	<b>18-3686</b>
VF700C Magna	84-87	<b>18-3685</b>
VF700F Interceptor	84-85	<b>18-3685</b>
VF700S Sabre	84-85	<b>18-3685</b>
VT700C Shadow	84-86	<b>18-3685</b>
CB750C/F/K DOHC	80-82	<b>18-3686</b>
CB750SC Nighthawk	82-83	<b>18-3686</b>
VF750C Magna (Calif)	1988	<b>18-3684</b>
VF750C Magna (49 State)	1988	<b>18-3685</b>
VF750C/CD/C2 Magna	94-03	<b>18-3683</b>
VFR750F Interceptor	94-97	<b>18-3683</b>
CB900C Custom	80-82	<b>18-3686</b>
CB900F Supersport	81-82	<b>18-3686</b>
CBR900RR	93-97	<b>18-3683</b>
CBR900RR	98-99	<b>18-3688</b>
CB1000C Custom	1983	<b>18-3686</b>
CB1000AC (Calif. only)	94-95	<b>18-3688</b>
CBR1000F	93-96	<b>18-3683</b>
CBX	80-82	<b>18-3686</b>
VF1000F Interceptor	1984	<b>18-3685</b>
VF1000R Interceptor	85-86	<b>18-3685</b>
VTR1000F Superhawk	98-05	<b>18-3688</b>
CB1100F Supersport	1983	<b>18-3686</b>
CBR1100XX Blackbird	97-98	<b>18-3688</b>
GL1100/A/I Goldwing	80-83	<b>18-3686</b>
VF1100C Magna	84-86	<b>18-3685</b>
VF1100S Sabre	84-85	<b>18-3685</b>
VT1100C Shadow	85-94	<b>18-3685</b>
GL1200A/I Goldwing	1986	<b>18-3684</b>
GL1200A/I Goldwing	1987	<b>18-3685</b>
GL1500C/CD/CF/CT Valkyrie	97-03	<b>18-3683</b>
<b>HONDA® OFFROAD/DUALSPORT</b>	<b>YEAR</b>	<b>K&amp;L P/N</b>
XL100S	80-84	<b>18-3686</b>
CB125S	80-85	<b>18-3686</b>
NX125	88-90	<b>18-3686</b>
XL125S	80-81	<b>18-3686</b>
XL185S	1980	<b>18-3686</b>
XL200R	1983	<b>18-3686</b>
XL250S	80-81	<b>18-3686</b>
XR250L	91-96	<b>18-3686</b>
XR400R	98-04	<b>18-3686</b>
XL600R Dualsport	84-85	<b>18-3686</b>
<b>KAWASAKI® STREET</b>	<b>YEAR</b>	<b>K&amp;L P/N</b>
EL250B/E Eliminator	88-94	<b>18-3689</b>
EX250E/F Ninja	86-07	<b>18-3689</b>
EX250J Ninja	08-13	<b>18-3689</b>
KLX250D KLX250R	94-96	<b>18-3689</b>
KLX250H/T KLX250S	06-14	<b>18-3689</b>

<b>KAWASAKI® STREET</b>	<b>YEAR</b>	<b>K&amp;L P/N</b>			
KLX250W KLX250SF	09-10	<b>18-3689</b>	GSF1200S Bandit	97-00	<b>18-3693</b>
KLX300A	97-06	<b>18-3689</b>	VS1400GL Intruder/S80	96-09	<b>18-3693</b>
EN450A 454 LTD	85-90	<b>18-3689</b>	VL1500 Intruder LC	98-04	<b>18-3694</b>
EN500A Vulcan 500	90-96	<b>18-3689</b>	<b>SUZUKI® ATV</b>	<b>YEAR</b>	<b>K&amp;L P/N</b>
EN500C Vulcan 500 LTD	96-09	<b>18-3689</b>	ALT50	83-84	<b>18-3693</b>
ER500 ER5	99-02	<b>18-3689</b>	ALT125	83-86	<b>18-3693</b>
EX500A/D Ninja	87-02	<b>18-3689</b>	LT125	83-87	<b>18-3693</b>
ZR550B Zephyr	91-93	<b>18-3689</b>	LT-160 49 State	03-04	<b>18-3693</b>
ZL600A Eliminator	86-87	<b>18-3689</b>	LT160E	89-92	<b>18-3693</b>
ZL600B Eliminator	96-97	<b>18-3689</b>	LT-F160 49 State	97-01	<b>18-3693</b>
ZX600A Ninja 600	85-87	<b>18-3689</b>	LT-F160T	91-96	<b>18-3693</b>
ZX600B Ninja 600RX	1987	<b>18-3689</b>	LT185	84-87	<b>18-3693</b>
ZX600C Ninja 600	88-97	<b>18-3689</b>	LT230/E	85-93	<b>18-3693</b>
EJ650 W650	00-02	<b>18-3689</b>	LT230S	85-88	<b>18-3693</b>
KZ650H CSR	81-83	<b>18-3691</b>	LT-F230	86-87	<b>18-3693</b>
KZ700A	1984	<b>18-3691</b>	LT250E	1985	<b>18-3693</b>
VN700A Vulcan	1985	<b>18-3689</b>	LT250S	89-90	<b>18-3693</b>
KZ750K LTD	83-84	<b>18-3689</b>	LT-F250	93-99	<b>18-3693</b>
KZ750M CSR	1982	<b>18-3691</b>	LT-F250F	1999	<b>18-3693</b>
KZ750R Gpz	1982	<b>18-3691</b>	LT-F250T	88-96	<b>18-3693</b>
VN750A Vulcan	86-06	<b>18-3689</b>	LT-4WD	87-97	<b>18-3693</b>
ZX750A Gpz	83-85	<b>18-3691</b>	LT-F4WDX	91-98	<b>18-3693</b>
ZX750F Ninja 750	87-90	<b>18-3689</b>	LT300E	88-89	<b>18-3693</b>
VN800A/B Vulcan	95-05	<b>18-3689</b>	LT-F300F	1999	<b>18-3693</b>
VN800E Drifter	01-06	<b>18-3689</b>	LT-A500F	00-01	<b>18-3693</b>
ZL900A Eliminator	1985	<b>18-3689</b>	LT-F500F	98-02	<b>18-3693</b>
ZX900A Ninja	85-87	<b>18-3689</b>	<b>SUZUKI® OFFROAD/DUALSPORT</b>	<b>YEAR</b>	<b>K&amp;L P/N</b>
KZ1000J	81-83	<b>18-3691</b>	DR125G/H	86-87	<b>18-3693</b>
KZ1000K LTD	81-82	<b>18-3691</b>	DR125SE Dualsport	94-96	<b>18-3693</b>
KZ1000M CSR	81-82	<b>18-3691</b>	DR200G/H	86-87	<b>18-3693</b>
KZ1000P Police	82-05	<b>18-3691</b>	DR200SE Dualsport	96-09	<b>18-3693</b>
KZ1000R Replica	82-83	<b>18-3691</b>	DR350SE Dualsport	94-96	<b>18-3693</b>
ZG1000A Concours	86-06	<b>18-3689</b>	DR-Z400S Dualsport	00-14	<b>18-3694</b>
ZL1000A Eliminator	1987	<b>18-3689</b>	DR-Z400SM Supermoto	05-14	<b>18-3694</b>
ZX1000A Ninja	86-87	<b>18-3689</b>	DR650SE Dualsport	92-14	<b>18-3693</b>
KZ1100A Shaft	81-83	<b>18-3691</b>	<b>YAMAHA® STREET</b>	<b>YEAR</b>	<b>K&amp;L P/N</b>
KZ1100D Spectre	82-83	<b>18-3691</b>	XC180 Riva	83-85	<b>18-3697</b>
KZ1100L LTD	1983	<b>18-3691</b>	XT225 Serow	1996	<b>18-3697</b>
ZN1100B	84-85	<b>18-3691</b>	XV250	88-13	<b>18-3697</b>
ZR1100A Zephyr	92-95	<b>18-3689</b>	FZR400	88-90	<b>18-3697</b>
ZG1200A Voyager	1986	<b>18-3689</b>	XV500K Virago	1983	<b>18-3697</b>
ZG1200B Voyager XVII	87-03	<b>18-3689</b>	FZ600	86-88	<b>18-3697</b>
VN1500A Vulcan	87-99	<b>18-3689</b>	FZR600	89-99	<b>18-3697</b>
VN1500B Vulcan 88	87-90	<b>18-3689</b>	XJ600S Seca II	92-98	<b>18-3697</b>
VN1500C Vulcan Classic	1996	<b>18-3689</b>	YX600 Radian	86-90	<b>18-3697</b>
<b>KAWASAKI® ATV</b>	<b>YEAR</b>	<b>K&amp;L P/N</b>	FZ700	84-85	<b>18-3697</b>
KEF300A/B Lakota	95-03	<b>18-3689</b>	FZX700 Fazer	1987	<b>18-3697</b>
KLF300A/B Bayou	86-03	<b>18-3689</b>	FZ750	86-87	<b>18-3697</b>
KLF300C Bayou	89-05	<b>18-3689</b>	FZR750R	85-88	<b>18-3697</b>
KVF300A/B Prarie	99-02	<b>18-3689</b>	XV750 Virago	87-88	<b>18-3697</b>
KVF360A/B Prarie	03-13	<b>18-3689</b>	YZF750	88-97	<b>18-3697</b>
KVF360C Prarie	03-11	<b>18-3689</b>	TDM850	92-93	<b>18-3697</b>
KLF400B Bayou	93-99	<b>18-3689</b>	FZR1000	87-95	<b>18-3697</b>
KVF400C/D Prarie	99-02	<b>18-3689</b>	XV1100 Virago	88-99	<b>18-3697</b>
<b>SUZUKI® STREET</b>	<b>YEAR</b>	<b>K&amp;L P/N</b>	FJ1200	86-93	<b>18-3697</b>
DR-Z400SM Supermoto	05-14	<b>18-3694</b>	VMX12 V-max	85-07	<b>18-3697</b>
GS500E	89-00	<b>18-3693</b>	XVZ13D Venture	86-93	<b>18-3697</b>
GS500E	01-02	<b>18-3694</b>	<b>YAMAHA® ATV</b>	<b>YEAR</b>	<b>K&amp;L P/N</b>
GSX600F Katana	88-95	<b>18-3693</b>	YFM350F Big Bear 4WD	97-99	<b>18-3697</b>
GSX600F Katana	98-06	<b>18-3694</b>	YFM350FX Wolverine	96-05	<b>18-3697</b>
GSX-R600	97-00	<b>18-3694</b>	YFM350U Big Bear 2WD	1999	<b>18-3697</b>
RF600R	94-96	<b>18-3693</b>	YFM400FA Kodiak	1999	<b>18-3697</b>
DR650SE Dualsport	92-14	<b>18-3693</b>			
GSX750F Katana	98-06	<b>18-3694</b>			
GSX-R750	96-97	<b>18-3694</b>			
VS800GL Intruder/S50	95-09	<b>18-3693</b>			
VZ800 Marauder	97-04	<b>18-3693</b>			
RF900R	94-97	<b>18-3693</b>			
GSX-R1100W	93-98	<b>18-3693</b>			

EQUIPMENT &amp; TOOLS

HARD PARTS

CARB &amp; FUEL

IGNITION/ELECTRICAL

CONTROL

SUSPENSION

ACCESSORIES

MARINE

# CARB DRAIN SCREWS

**IMPORTANT NOTE: SOME KAWASAKI MODELS LIST 2 DIFFERENT DRAIN SCREWS. EARLIER MODELS USE A PHILLIPS SCREW TYPE 18-3720. LATER MODEL USE THE ALLEN SCREW TYPE 18-3722.**

Sold in Packs of 5

KAWASAKI® STREET		
APPLICATION	OEM	SIZE
18-3722	92009-1095	6 x 1.0mm
	92009-1434	
	92009-1487	
18-3720	92009-1551	6 x .75mm

TRIUMPH®		
APPLICATION	OEM	SIZE
18-3720	T1241034	6 x .75mm

YAMAHA®		
APPLICATION	OEM	SIZE
18-3721	12R-14191-00-00	6 x .75mm

## APPLICATIONS

KAWASAKI® STREET	YEAR	P/N
EL250E Eliminator *	91-93	18-3720
EL250E Eliminator	91-93	18-3722
EX250E/F Ninja 250R	86-00	18-3722
EX250F/J Ninja 250R	01-12	18-3720
KL250C KLR250	1983	18-3722
KL250D KLR250	85-90	18-3722
KL250D KLR250	91-05	18-3720
KLX250T KLX250S Dualsport	06-14	18-3720
KLX250W KLX250SF Supermoto	06-09	18-3720
KZ250D CSR	80-81	18-3722
KZ250L CSR Belt	1982	18-3722
KZ250W LTD Belt	1983	18-3722
EX305 Gpz	1983	18-3722
KZ305A CSR	81-82	18-3722
KZ305B LTD	87-88	18-3722
KZ400B	78-79	18-3722
KZ400H	1979	18-3722
KZ440A LTD	80-83	18-3722
KZ440B	80-81	18-3722
KZ440D LTD Belt	80-83	18-3722
KZ440G	1982	18-3722
EN450A 454 LTD	85-90	18-3722
EN500A Vulcan 500	90-96	18-3722
EN500A/C Vulcan 500	97-09	18-3720
ER500 ER-5	99-01	18-3720
EX500A Ninja 500R	87-89	18-3722
EX500A/D Ninja 500R	90-09	18-3720
ZR550B Zephyr *	90-93	18-3720
ZR550B Zephyr	90-93	18-3722
ZL600A Eliminator	86-87	18-3722
ZL600B Eliminator	96-97	18-3720
ZX600A/B/C Ninja 600R	86-89	18-3722
ZX600C Ninja 600R *	90-97	18-3722
ZX600C Ninja 600R	90-97	18-3720
ZX600D ZX-6	90-93	18-3720
ZX600E ZX-6/ZZR600	93-05	18-3720
ZX600F ZX-6R	95-97	18-3720
EJ650 W650	00-01	18-3720
KL650A KLR650	87-00	18-3722
KL650A/E KLR650	01-15	18-3720
ZN700A LTD Shaft	84-85	18-3722
VN700A Vulcan	1985	18-3722
KZ750E	80-81	18-3722
KZ750F LTD Shaft	1983	18-3722
KZ750H LTD	80-83	18-3722
KZ750N Spectre	82-83	18-3722
VN750A Vulcan	86-05	18-3722
ZR750C Zephyr *	91-93	18-3722



18-3720



18-3721



18-3722

KAWASAKI® STREET	YEAR	P/N
ZR750C Zephyr	91-93	18-3720
ZR750 ZR-7	01-05	18-3720
ZX750F Ninja 750R	87-90	18-3722
ZX750H ZX-7	89-90	18-3720
ZX750J/K ZX-7	91-92	18-3720
ZX750L ZX-7	93-95	18-3720
ZX750M ZX-7R	93-94	18-3720
ZX750P ZX-7R	96-03	18-3720
VN800A/B/E Vulcan 800	95-06	18-3720
ZX900A Ninja 900R	84-85	18-3722
ZX900B/C/E/F ZX-9R	94-03	18-3720
ZG1000A Concours	86-91	18-3722
ZG1000A Concours *	92-06	18-3722
ZG1000A Concours	92-06	18-3720
ZL1000A Eliminator	1987	18-3722
ZX1000A Ninja 1000R	86-87	18-3722
ZX1000B ZX-10	88-90	18-3720
ZR1100A Zephyr	92-95	18-3720
ZR1100 ZRX1100	99-00	18-3720
ZX1100C/D ZX-11	90-01	18-3720
ZX1100E Gpz 1100	95-97	18-3720
ZG1200A Voyager XII	86-91	18-3722
ZG1200B Voyager XII *	92-03	18-3722
ZG1200B Voyager XII	92-03	18-3720
ZR1200B ZRX-1200	02-05	18-3720
ZX1200C ZZR1200	02-05	18-3720
VN1500A/B Vulcan	87-91	18-3722
VN1500A/B Vulcan *	92-99	18-3722
VN1500A/B Vulcan	92-99	18-3720
VN1500C Vulcan 1500L	96-97	18-3720
VN1500D Vulcan Classic	96-97	18-3720
VN1500E Vulcan Classic	98-03	18-3720
VN1500G Vulcan Nomad	99-03	18-3720

KAWASAKI® ATV/UTV	YEAR	P/N
KLT110	84-86	18-3722
KLT200	81-84	18-3722
KLT250	82-85	18-3722
KSF250A Mojave *	87-04	18-3722
KSF250A Mojave	87-04	18-3720
KEF300A Lakota	95-03	18-3720
KLF300A/B Bayou 300	86-90	18-3722
KLF300B/C Bayou 300	91-05	18-3720
KVF300A/B Prarie	99-02	18-3720
KVF360A/B Prarie	03-13	18-3720
KVF400A/B/C/D Prarie	97-03	18-3720
KLF400B Bayou	93-99	18-3720
KVF650A/B Prarie	02-03	18-3720
KVF650D/E/F/G Brute Force	05-13	18-3720
KSV700A/B KFX700	04-09	18-3720
KVF700A/B Prarie	04-06	18-3720
KVF750A/B/C/D Brute Force	05-07	18-3720
KRF750 Teryx	2008	18-3720

KAWASAKI® DUALSPORT/OFFROAD	YEAR	P/N
KL250D KLR250	91-05	18-3720
KLX250D KLX250R	94-96	18-3720
KLX250T KLX250S Dualsport	06-14	18-3720

KAWASAKI® DUALSPORT/OFFROAD	YEAR	P/N
KLX250W KLX250SF Supermoto	06-09	18-3720
KX250F	06-10	18-3720
KLX300R	97-07	18-3720
KLX450R	08-13	18-3720
KX450F	06-08	18-3720
KL600A/B KL600	84-86	18-3722
KL650A KLR650	87-00	18-3722
KL650A/E KLR650	01-15	18-3720
KLX650A/D KLX650R	93-96	18-3720
KLX650C KLX650 Dualsport	93-96	18-3720

TRIUMPH® STREET	YEAR	P/N
Bonneville T100	02-05	18-3720
America	02-07	18-3720
Scrambler	06-08	18-3720
Speedmaster	02-07	18-3720
Sprint (eng # 55881 on)	93-98	18-3720
Sprint Calif. (eng # 55616 on)	93-98	18-3720
Legend TT	98-01	18-3720
Thunderbird 885 (eng #62507 on)	95-14	18-3720
Tiger 885 (eng# 55616 on)	93-98	18-3720
Thunderbird Sport	98-03	18-3720
Adventurer 900 (eng# 62507 on)	96-01	18-3720
Trident 900 (eng # 55881 on)	91-98	18-3720
Trident 900 Calif. (eng # 55616 on)	91-98	18-3720
Trophy 900 (eng # 55881 on)	91-04	18-3720
Trophy 900 Calif. (eng # 55616 on)	91-04	18-3720
Thruxton 900	04-07	18-3720

YAMAHA® STREET	YEAR	P/N
DT50	88-90	18-3721
XV250	88-15	18-3721
RZ350	84-85	18-3721
FZR400	88-90	18-3721
FJ600	84-85	18-3721
FZ600	86-88	18-3721
FZR600	89-99	18-3721
XJ600S Seca II	92-98	18-3721
YX600 Radian	86-90	18-3721
XVS650 V-Star	98-05	18-3721
FZ700	1987	18-3721
FZX700 Fazer	86-87	18-3721
XJ700X Maxim-X	85-86	18-3721
FZ750	85-88	18-3721
FZR750R	87-88	18-3721
XV750 Virago	88-97	18-3721
YZF750R	96-98	18-3721
FZR1000	87-95	18-3721
FJ1100	84-85	18-3721
XV1100 Virago	88-99	18-3721
XVS1100 V-Star	99-09	18-3721
FJ1200	86-93	18-3721
XVZ13 Royal Star	96-01	18-3721

<b>YAMAHA® DUALSPORT/OFFROAD</b>	<b>YEAR</b>	<b>P/N</b>
BW80 Big Wheel	86-90	<b>18-3721</b>
PW80 Y-Zinger	91-06	<b>18-3721</b>
TT-R90	00-04	<b>18-3721</b>
TT-R90E	04-07	<b>18-3721</b>
RT100	90-99	<b>18-3721</b>
TT-R110E	08-16	<b>18-3721</b>
RT180	92-98	<b>18-3721</b>
WR200R	1992	<b>18-3721</b>
TT-R225	99-04	<b>18-3721</b>
WR200R	1992	<b>18-3721</b>
TT-R225	99-04	<b>18-3721</b>
XT225 Dualsport	92-07	<b>18-3721</b>
XT250G Dualsport	1980	<b>18-3721</b>

<b>YAMAHA® ATV/UTV</b>	<b>YEAR</b>	<b>P/N</b>
YFM50R Raptor	04-08	<b>18-3721</b>
YFM80 Badger	85-01	<b>18-3721</b>
YFM80G Grizzly	06-08	<b>18-3721</b>
YFM80R Raptor	02-08	<b>18-3721</b>
YFM100 Champ	87-91	<b>18-3721</b>
YFA1 Breeze	89-04	<b>18-3721</b>
YFM125G Grizzly	04-13	<b>18-3721</b>
YFM125R Raptor	11-13	<b>18-3721</b>
YFM200DX Moto-4	86-88	<b>18-3721</b>
YFS200 Blaster	90-06	<b>18-3721</b>
YTM200 Tri Moto	83-84	<b>18-3721</b>
YFM225 Moto-4	86-88	<b>18-3721</b>
YTM225 Tri Moto	1986	<b>18-3721</b>
YFB250 Timberwolf	92-00	<b>18-3721</b>
YFM250 Moto-4	89-91	<b>18-3721</b>
YFM250R Raptor	08-13	<b>18-3721</b>
YFM250X Bear Tracker	99-02	<b>18-3721</b>
YFU1 Pro Hauler	1989	<b>18-3721</b>
YFM350FX Wolverine	97-05	<b>18-3721</b>
YFM350F Big Bear 4WD	1999	<b>18-3721</b>
YFM350U Big Bear 2WD	1999	<b>18-3721</b>
YFZ350 Banshee	88-06	<b>18-3721</b>
YFM400 Big Bear 2WD	00-02	<b>18-3721</b>
YFM400A Kodiak 2WD	00-01	<b>18-3721</b>
YFM400F Big Bear 4WD	00-02	<b>18-3721</b>
YFM400FA Kodiak 4WD	2000	<b>18-3721</b>
YFM400FW Kodiak 4WD	99-02	<b>18-3721</b>
YFZ450 (CV Carb Models)	12-13	<b>18-3721</b>
YFM600F Grizzly	98-01	<b>18-3721</b>
YFM600FG Grizzly	02-08	<b>18-3721</b>
YFM660R Raptor	01-05	<b>18-3721</b>
YXR66F Rhino 660 SXS	04-07	<b>18-3721</b>



### YAMAHA GAS CAP


Complete OE Replica locking gas cap. Comes with 2 Keys.

**18-5213** Yamaha Gas Cap with 2 keys

#### APPLICATIONS:

YSR50 87-92, SRX250 87, FZ600 86-88, SRX600 86, XJ600 SECA II 92-98, YX600 RADIANT 86-90, YZF600R 00-07, FZ700 87, FZ750 86, YZF750R 87-88, TDM850 92-93, FZR1000 87-93, FJ1200 86-87

**OEM#** 4FM-24602-10-00



**18-5213**

### YAMAHA REPLICA GAS CAP

Complete OE Replica locking gas cap. Comes with 2 Keys.

**18-52120** Yamaha XS Style Gas Cap

#### APPLICATIONS:

XS400E/F 78-79, XS400SG/SH/SJ/SK 80-83, RD400F 79, SR500E/F/G/H 78-81, XS650SE/SFG/SG/H/SH/SJ 78-82, XS750SE/SF 78-79, XS850SG/SH 80-81, XS1100LG/SG/LH/SH 80-81



**18-52120**

### CARBURETOR LINKAGE COTTER PINS

These cotter pins are commonly used to secure carburetor rod linkages on many Japanese motorcycles. They are made in JAPAN and measure 13mm x .75mm.

**33-7530** Carb Linkage Cotter Pin (10 PACK)

**33-7548** Carb Linkage Cotter Pin (25 PACK)

**33-7530**

### CARBURETOR TOP COVER GASKETS

Made in Japan. Kit includes a pack of 4

gasket or o-ring as required.

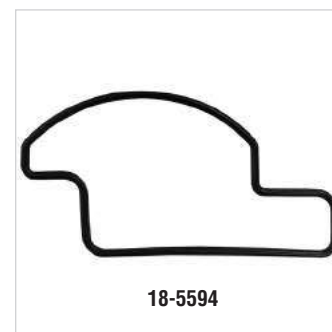
<b>KAWASAKI® STREET</b>	<b>YEAR</b>	<b>P/N</b>
KZ650 B/C/E/F/H	77-83	<b>18-2668</b>
KZ900 A/B	76	<b>18-2668</b>
KZ1000 A/B/C/D	77-81	<b>18-2668</b>

<b>KAWASAKI® OFFROAD</b>	<b>YEAR</b>	<b>P/N</b>
KX125	99-00	<b>18-5594</b>
KX250	99-07	<b>18-5594</b>

<b>KTM® OFFROAD</b>	<b>YEAR</b>	<b>P/N</b>
125/150SX	09-15	<b>18-5594</b>
150XC	10-15	<b>18-5594</b>
200XC-W	07-14	<b>18-5594</b>
250SX	03-15	<b>18-5594</b>
250SXS	03-05	<b>18-5594</b>
250XC/XC-W	06-14	<b>18-5594</b>
300EXC	04-09	<b>18-5594</b>
300MXC	04-05	<b>18-5594</b>
300XC/XC-W	06-14	<b>18-5594</b>

<b>SUZUKI® OFFROAD</b>	<b>YEAR</b>	<b>P/N</b>
RM250	01-08	<b>18-5594</b>

<b>YAMAHA® STREET</b>	<b>YEAR</b>	<b>P/N</b>
YZ250	00-13	<b>18-5594</b>



**18-5594**



**18-2668**

EQUIPMENT & TOOLS

HARD PARTS

CARB & FUEL

IGNITION/ELECTRICAL

CONTROL

SUSPENSION

ACCESSORIES

MARINE

EQUIPMENT & TOOLS

HARD PARTS

CARB & FUEL

IGNITION/ELECTRICAL

CONTROL

SUSPENSION

ACCESSORIES

MARINE

### K&L AIR CUT-OFF VALVE SETS

Here's an inexpensive alternative to the costly OEM assembly. To prevent "afterburn" generated by a lean fuel mixture when closing the throttle, the air cut-off valve temporarily closes the slow-jet air passage, creating an instantly richer mixture. Included in these high quality kits are all parts necessary for a complete rebuild. (diaphragm, spring and o-ring). **Made in Japan.** Sold in sets to rebuild one carb.



DUCATI® STREET	YEAR
18-2878 0023548	
400SS Super Sport	93-95
M600 Monster	94-01
600SS Super Sport	94-98
M750 Monster	96-01
750SS Super Sport	91-98
HONDA® STREET	YEAR
18-2824 16048-MR1-004, 16048-MS9-641, 16048-MR1-691	
VT600C Shadow VLX	89-97
VT600CD Shadow VLX Deluxe	93-98
NT650 Hawk GT	88-91
PC800 Pacific Coast	89-90
PC800 Pacific Coast	94-98
18-2793 16048-428-305, 16048-425-671	
CB650	1979
CB750F Super Sport	1979
CB750K	1979
CB750L LTD	1979
18-2794 16048-413-004	
XL250S	78-79
CB400A Automatic	1978
CB400T1 Hawk	78-79
CB400TII Hawk	79-79
CM400A Automatic	1979
CM400T	1979

CX500	78-79
CX500C Custom	1979
CX500D Deluxe	1979
18-2796 16048-KB7-901	
XL250R	82-83
CB450SC (California)	85-86
FT500 Ascot (single cylinder)	82-83
XL500R	1982
CX650C Custom	1983
GL650 Silverwing	1983
GL650I Silverwing Interstate	1983
CB1000C Custom	1983
CB1100F Super Sport	1983
18-2797 16048-MA2-004, 16048-422-004	
CBX1000 (1047cc 6-cyl) Super Sport	79-82
18-2792 16048-371-004	
GL1000 Goldwing	75-79
GL1000L Goldwing LTD	1976
18-2798 16048-MG9-741, 16048-MG9-671	
GL1200 Goldwing	1984
GL1200A Goldwing Aspencade	84-87
GL1200I Goldwing Interstate	84-87
18-2834 16048-MR7-004, 16048-MM5-671	
VTR250 Interceptor VTR	88-90
CBR600F Hurricane (California models only)	87-89
VFR750R RC30	1990
VFR750F	90-93
CBR1000F Hurricane	87-88
ST1100	91-02
ST1100A (ABS)	92-02
ST1100P (Police)	1993
18-2823 16048-MM8-405, 16048-MAH-670, 16048-MM8-772	
VT1100C Shadow 1100	87-90
VT1100C Shadow 1100	92-96
VT1100C Shadow 1100 Spirit	97-03
VT1100C2 Shadow 1100 ACE	95-99
VT1100C2 Shadow Sabre	00-03
VT1100C2-2 Shadow 1100	1997
VT1100C3 Shadow Aero	98-02
VT1100D2 Shadow 1100 ACE	1999
VT1100T Shadow ACE Tourer	98-01
18-2839 16048-MZ8-H00	
VT600/CD/CD2 Shadows	99-07
VT1300C/R/S	03-07
18-2857 16048-MEG-003	
VT750C/CA Shadows	04-09
VT750C2/C2F Shadows	07-09
VTX1300C/R/T	08-09
18-2795 16048-429-771, 16048-429-671, 16048-443-901	
XL250S	80-81
CB400T	80-81
CM400A Automatic	80-81
CM400C Custom	1981
CM400E	80-81
CM400T	80-81
CB450SC Nighthawk	82-83
CB450SC Nighthawk (49 State)	1985
CB450T Hawk	1982
CM450A Automatic	82-83
CM450C Custom	1982
CM450E	82-83
CX500C Custom	80-82
CX500D Deluxe	80-81
GL500 Silverwing	81-82
GL500I Silverwing Interstate	81-82
XL500S Dual Sport	79-81

CB650	1980
CB650C Custom	1980
CB750C Custom	80-82
CB750F Super Sport	80-82
CB750K	80-82
CB750SC Nighthawk	82-83
CB900C Custom	80-82
CB900F Super Sport	81-82
GL1100 Goldwing	80-83
GL1100A Goldwing Aspencade	82-83
GL1100I Goldwing Interstate	80-83
<b>HONDA® DUALSPORT/OFFROAD</b>	<b>YEAR</b>
<b>18-2794</b> 16048-413-004	
XL250S	78-79
<b>18-2796</b> 16048-KB7-901	
CRF230F	03-12
XL250R	82-83
XR250R	86-04
XR350R	1985
XL500R	1982
XR600R	88-00
<b>18-2795</b> 16048-429-771	
XL250S	80-81
XR250	1980
XR250R	81-82
XL500S	79-81
XR500	79-80
XR500R	81-82
<b>KAWASAKI® STREET</b>	<b>YEAR</b>
<b>18-2799</b> 43028-1053 Diaphragm - qty 1/ 92081-1891 Spring - qty 1, 92055-1245 O-Ring ("U-Ring") - qty 1	
EL250B2/B3 Eliminator	88-89
EL250E1 250HS Eliminator	91-94
EX250E1/E2 Ninja250R	86-87
EX250F Ninja 250R	88-07
EX250J Ninja 250R	08-12
KL600A1/B1/B2 KLR600	84-86
KL650A KLR650	87-13
KL650B2 Tengai KLR650	1990
KLX650C1/C2/C3/C4 (dual)	93-96
KL650E KLR650	08-12
VN700A1 Vulcan	1985
VN750A2~A21 Vulcan 750	86-05
ZG1000A1~A20 Concours	86-05
ZL1000A1 Eliminator	1987
VN1500A1~A9 Vulcan 88	87-95
VN1500A10/A11/A12/A13 Vulcan 1500	96-99
VN1500B1/B2/B3/B4 Vulcan 88 SE	87-90
VN1500C3/C4 Vulcan 1500L	96-97
<b>18-2849</b> 43028-1085	
ZX900C/E/F ZX-9R	98-03
<b>18-2801</b> 43028-1053 Diaphragm - qty 1/ 92081-1885 Spring - qty 1, 92055-1245 O-Ring ("U-Ring") - qty 1	
VN800A1/A2/A3/A4/A5/A6 Vulcan 800	95-00
VN800A7/A8/A9/A10/A11 Vulcan 800	01-05
VN800B1/B2/B3/B4/B5 Vulcan 800 Classic	96-00
VN800B6/B7/B8/B9/B10 Vulcan 800 Classic	01-05
VN800C1/C2 Vulcan 800 Drifter	99-00
VN800E1/E2/E3/E4 Vulcan 800 Drifter	01-05
VN1500D1/D2 Vulcan 1500 Classic	96-97
VN1500E1/E2/E3 Vulcan 1500 Classic	98-00
VN1500E4/E5 Vulcan 1500 Classic	01-02
VN1500E6/E7 Vulcan 1500 Classic	03-04
VN1500G1/G1A/G1AL/G1L Vulcan Nomad	1999
VN1500G2A/G2AL Vulcan Nomad	2000
VN1500G3/G3L Vulcan 1500 Nomad	2001

<b>KAWASAKI® ATV</b>	<b>YEAR</b>
<b>18-2826</b> 43028-S008 Diaphragm - qty 1/ 92145-S098 Spring - qty 1	
KSF400A1/A2/A3 KFX400	03-06
KFX400	03-06
<b>18-2872</b> 43028-1085	
KVF650 Prarie	02-03
KVF650 Brute Force4x4	05-13
KSV700 KFX700	04-11
KVF700 Prarie4x4	04-06
KRF750 Teryx	2008
KVF750 Brute Force4x4	05-07
<b>KAWASAKI® DUALSPORT/OFFROAD</b>	<b>YEAR</b>
<b>18-2799</b> 43028-1053 Diaphragm - qty 1/ 92081-1891 Spring - qty 1 92055-1245 O-Ring ("U-Ring") - qty 1	
KLX300R	97-07
KLX400B1 (Offroad)	2003
KL600A1/B1/B2 KLR600	84-86
KL650A1~A19 KLR650	87-05
KL650B2/B3 Tengai KLR650	90-91
KL650E KLR650	08-12
KLX650RA1/A2/A3/D1 (Offroad)	93-96
KLX650C1~C4 (Dual Sport)	93-96
<b>18-2867</b> 43028-1084/0017	
KLX300R	2007
<b>18-2868</b> 43028-S008 Diaphragm - qty 1/ 92145-S056 Spring - qty 1	
KLX125/L	03-06
<b>SUZUKI® STREET</b>	
<b>18-2802</b> 13480-24B00-Diaphragm-qty 1 13481-05A10-Spring-qty 1	
<b>NOTE: THE APPLICATIONS LISTED FOR 18-2802 ALL USE ONE DIAPHRAGM AND SPRING PER CARB BODY, REQUIRES FOUR KITS TO DO ALL V-FOUR MODEL CARBS, TWO KITS FOR V-TWIN MODEL CARBS.</b>	
<b>APPLICATION-(V-TWIN MODELS-REQUIRES 2 KITS)</b>	
VS700GL Intruder	86-87
VS750GL Intruder	88-91
<b>APPLICATION-(V-FOUR MODELS-REQUIRES 4 KITS)</b>	
GV700GL Madura	1985
GV1200GL Madura	85-86
GV1400G Cavalcade	86-89
<b>18-2822</b> 13480-10F00 Diaphragm-qty 1/ 13417-19F00 Spring-qty 1	
SV650X/Y/K1/K2	99-02
SV650SX/Y/K1/K2	99-02
<b>18-2862</b>	
VL800/T/Z Volusia	01-04
<b>18-2862</b> 13480-24B00-Diaphragm-qty 2 13481-45C10-Spring-(front & rear carb)-qty 2	
<b>APPLICATION-(V-TWIN MODELS)</b>	
VS800GLN/GLP/GLR Intruder	92-94
VX800	90-93
VZ800 Marauder	97-04
<b>18-2885</b> 13480-05A10 Diaphragm - qty 1 13481-24B00 Spring - qty 1	
LS650 Savage	86-04
LS650 S40	05-14
<b>18-2887</b> 13480-24B00-Diaphragm-qty 2 13481-38B00-Spring-(front & rear carb)-qty 2	
<b>APPLICATION-(V-TWIN MODELS)</b>	
VS1400GLPH/GLPJ Intruder	87-88
VS1400GLFH Intruder	1987
<b>18-2888</b> 13480-24B00-Diaphragm-qty 2 13481-38B40-Spring-(front & rear carb)-qty 2	
<b>APPLICATION-(V-TWIN MODELS)</b>	
VS1400 Intruder	91-09

EQUIPMENT &amp; TOOLS

HARD PARTS

CARB &amp; FUEL

IGNITION/ELECTRICAL

CONTROL

SUSPENSION

ACCESSORIES

MARINE

EQUIPMENT & TOOLS

SUZUKI® ATV	YEAR
18-2799 13480-38F00 Diaphragm - qty 1	
13486-15F00 Spring - qty 1	
13486-15F00 O-Ring ("U-Ring") - qty 1	
LT-A400K2/K3/K4 Eiger Auto 2WD	02-04
LT-A400FK2/FK3/FK4 Eiger Auto 4WD	02-04
LT-A400FCK3/FCK4 Eiger Auto 4WD	03-04
LT-F400K2/K3/K4 Eiger 2WD	02-04
LT-F400FK2/FK3/FK4 Eiger 4WD	02-04
LT-A500FK2/FK3/FK4/FCK4 Vinson 4WD	02-04
LT-F500FK3/FK4 Vinson Manual 4WD	03-04

HARD PARTS

18-2826 13480-10F00 Diaphragm - qty 1	
13481-41F20 Spring - qty 2	
LT-Z400K~K8 QuadSport ATV	03-08

CARB & FUEL

SUZUKI® DUALSPORT/OFFROAD	YEAR
18-2799 13480-29F00 Diaphragm - qty 1	
13481-29F00 Spring - qty 1	
13486-15F00 O-Ring ("U-Ring") - qty 1	
DR-Z400EY/EK1/EK2/EK3/EK4 Offroad w/electric start	00-04
DR-Z400Y/K1/K2 Offroad	00-02

18-2868 13481-08G00 Diaphragm - qty 1	
13480-10F00 Spring - qty 1	
DR-Z125/L	03-14

18-2826 DR-Z400S Dualsport	06-15
DR-Z400SM Supermoto	06-15

IGNITION/ELECTRICAL

YAMAHA® STREET	YEAR
18-2819 3CF-1490H-00-00 Diaphragm & Spring Set	
XV750U Virago (US applications-49 state)	
<b>NOTE: NOT USED ON XV750 CALIFORNIA MODEL FOR 1988</b>	
XV750W/WC/A/AC/B/BC Virago	89-91
XV750D/DC/E/EC/F/FC/G/GC Virago	92-95
XV750H1/HC1/J1/JC1 Virago	96-97
XV1100U/UC/WWC/A/AC/B/BC Virago	88-91
XV1100D/DC/E/EC/F/FC/G/GC Virago	92-95
XV1100H/HC/J/JC/K/KC/L/LC Virago	96-99
XV1100SH/SHC/SJ/SJC/SK/SKC Virago	96-98

CONTROL

18-2802 3LD-1490H-00-00 Diaphragm & Spring Set	
26H-1490H-00-00	
22V-14940-00-00	
XVS650 V-Star (ALL)	98-11
TDM850	92-93
VMX1200 V-Max	85-07
XVZ1200 Venture	83-84
XVZ1200 Venture Royale	83-85
XVZ1300 Venture Royale	86-93

SUSPENSION

18-2810 4WM-1490H-00-00	
XV1600 Roadstar	99-03
XV17 Roadstar	04-07

18-2822 5EL-1490H-00-00 Diaphragm & Spring Set	
FZS1000 FZ-1	01-05
XVS1100 V-Star (ALL)	99-09
XVZ1300 Royal Star Venture	99-11
XVZ1300 Royal Star Midnight Venture	02-04
XVZ1300 Royal Star Tour Deluxe	05-10

ACCESSORIES

YAMAHA® ATV	YEAR
18-2802 3LD-1490H-00-00 Diaphragm & Spring Set	
26H-1490H-00-00	
YFM250X Beartracker 2WD	99-04
YFM350ER Moto-4	87-95
YFM350FW Big Bear 4WD	87-99
YFM350U Big Bear 2WD	96-99
YFM350FX Wolverine 4WD	95-05
YFM350X Warrior	87-04
YFM400FW Kodiak 4WD	93-99

MARINE

18-2826 5YT-1490H-00-00 Diaphragm & Spring Set	
YFM350 S/RS Raptor	2004

YFM350 RT/RSET Raptor	2005
YFM350 RV/RSEV Raptor	2006
YFM350 RW/RSEW/RSE2W Raptor	2007
YFM35 RW Raptor	2007
YFM35 RX Raptor	2008
YFM35 RYL/RYW Raptor	2009
YMF350S/RS Raptor	2004
YMF350RT/RSET Raptor	2005
YMF350RV/RSEV Raptor	2006
YMF350RW/RSEW/RSE2W/35RW Raptor	2007
YFM35RX Raptor	2008
YFM35RYL/RYW Raptor	2009
YFM35RZ Raptor	2010
YFM35RAL Raptor	2011

18-2822 5EL-1490H-00-00 Diaphragm & Spring Set	
5AP-14940-00-00/4XY-14589-00-00	
YFM35A/FA Bruin Auto	04-06
YFM35G/FG Grizzly 350	07-11
YFM35X Wolverine 2WD	06-08
YFM400F/FM Big Bear	00-11
YFM400A/FA Kodiak	00-02
YXR450F Rhino	06-09
YFM660R Raptor	01-05

18-2849 5GS-14940-00-00	
YFZ450	06-09

**YAMAHA® DUALSPORT/OFFROAD YEAR**

18-2802 3LD-1490H-00-00 Diaphragm & Spring Set	
26H-1490H-00-00	
TT-R225 Offroad	99-04
XT225 Serow Dualsport	92-00
XT225 Dualsport	01-07

18-2833 5Y1-1490A-00-00 Diaphragm Set	
TW200	87-00
TT225	86-87
TT-R230	05-13
XT250 Dualsport	1984
BW350 Big Wheel	87-88
TT350	86-87
XT350 Dualsport	85-00
XT550 Dualsport	1983
TT600	83-86
XT600 Dualsport	84-89

18-2837 1JK-1490A-00-00 Diaphragm Set	
XT600E Dualsport	90-95

18-2873 5AP-14940-00-00 Diaphragm - qty 1	
5AP-14933-00-00 Spring - qty 1	
TT-R125/L	00-14

18-2849 5GS-14940-00-00	
WR250F	01-13
WR400F	2000
WR426F	01-02
WR450F	03-11



## K&L ACCELERATOR PUMP KITS

Each set contains one diaphragm with rod attached, one rubber boot for rod, spring and o-ring as required. Sold as a set.

### HONDA®

**18-2807** 16021-MC9-771, 16021-393-004, 16021-393-014 (3 piece set)  
**DIAPHRAGM WITH 89.46MM LONG ROD, SPRING AND RUBBER BOOT FOR ROD**

CB450SC Nighthawk	1983
CB450SC Nighthawk	85-86
CM450E	1983
CB750A Automatic	76-78
CB750F Super Sport	77-78
CB750K	77-78

**18-2816** 16021-ME2-671, 16021-MG1-671 (4 piece set)

**DIAPHRAGM WITH 55.60MM LONG ROD, SPRING, RUBBER BOOT FOR ROD AND O-RING FOR PASSAGEWAY**

CX650C Custom	1983
GL650 Silverwing	1983
GL650I Silverwing Interstate	1983
CB1000C Custom	1983
CB1100F Super Sport	1983

**18-2818** 16021-422-004 (3 piece set)

Diaphragm with **50.88mm** long rod, spring and rubber boot for rod  
 CBX1000 (1047cc 6-cyl) Super Sport 79-82

**18-2808** 16021-413-751, 16021-438-671, 16021-463-004 (4 piece set)

**DIAPHRAGM WITH 54.13MM LONG ROD, SPRING, RUBBER BOOT FOR ROD AND O-RING FOR PASSAGEWAY**

CB400T Hawk	80-81
CM400 Twins	80-81
CB450C/E/T/SC	1982
CX/GL500	80-82
CB900F Super Sport	81-82
GL1100 Goldwing, All	80-83

**18-2811** 16021-679-005 (3 piece set)

**DIAPHRAGM WITH 54.01MM LONG ROD, SPRING AND RUBBER BOOT FOR ROD**

CB750C Custom	80-82
CB750F Super Sport	79-82
CB750K	79-82
CB750L LTD	1979
CB750SC Nighthawk	82-83
CB900C Custom	80-82

**18-2836** 16021-MW8-000, 16021-MN5-004, 16021-MT8-000, 16021-MAM-A80 (3 piece set)

**DIAPHRAGM WITH 31.31MM LONG ROD, SPRING AND RUBBER BOOT FOR ROD**

GL1500 Goldwing	88-90
GL1500A Goldwing Aspencade	91-00
GL1500I Goldwing Interstate	91-96
GL1500SE Goldwing SE	90-00



18-2807



18-2808



18-2816



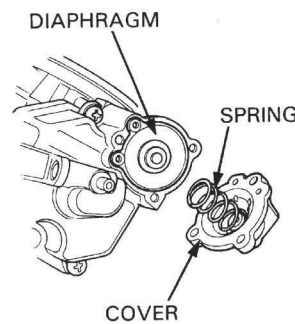
18-2811



18-2818



18-2836



DIAPHRAGM

SPRING

COVER

ROD

DIAPHRAGM

EQUIPMENT & TOOLS

HARD PARTS

CARB & FUEL

IGNITION/ELECTRICAL

CONTROL

SUSPENSION

ACCESSORIES

MARINE

## MOTION PRO MIKUNI CAP AND ACCESSORIES

**18-0020** Standard type cap for most Mikuni VM26-34 mm carburetors Sold each.

**18-0021** Cable Adjuster Sold pk/10.

**18-0025** Adapter Sold pk/10.



18-0020



18-0021



18-0025

## MOTION PRO BANSHEE / BLASTER IDLE KIT

Kit includes drill bit, taper thread tap, 2 idle screws with lock nuts and installation instructions. Installs a standard Mikuni idle adjuster into Yamaha YFS200 Blaster and YFZ350 Banshee.

**18-0017** 08-0045 Banshee/Blaster Idle Kit

**18-0019** 01-0026 Banshee/Blaster Idle Screw with Nut only



18-0020

18-0021

18-0025

18-0017

18-0019



EQUIPMENT & TOOLS

HARD PARTS

CARB & FUEL

IGNITION/ELECTRICAL

CONTROL

SUSPENSION

ACCESSORIES

MARINE

## ACCELERATOR PUMP REBUILD KIT FOR KZ650/KZ1000

**18-2903** Eight piece kit includes the following parts **Made in Japan.**

1	43028-1012	Carb Pump Diaphragm (square)
1	43028-1010	Carb Pump Sensor Diaphragm (triangle)
1	92081-1137	Carb Pump Sensor Diaphragm Spring
1	92081-1139	Carb Pump Diaphragm Spring
1	16038-016	Check Valve O-ring
1	92037-1123	Check Valve Clamp Spring (clip)
1	13042-1004	Check Valve Weight
1	92140-1003	Check Valve Ball (steel)

### KAWASAKI®

KZ650B3/C3/D2	1979
KZ650E1 LTD	1980
KZ650F1	1980
KZ1000A3/A3A/A4 MKII	79-80
KZ1000B3/B4 LTD	79-80
KZ1000C2/C3/C4 Police	79-81
KZ1000E1/E2 Shaft ST	79-80
KZ1000D3 Z1R	1980

CARB PUMP SENSOR DIAPHRAGM



CARB PUMP DIAPHRAGM



## ACCELERATOR PUMP REBUILD KITS FOR KEIHIN

HONDA® OFFROAD	YEAR	P/N	YAMAHA® OFFROAD/ATV	YEAR	P/N
CRF250R	2004	<b>18-0238</b>	WR250	01-12	<b>18-0238</b>
CRF250X	04-06	<b>18-0238</b>	YZ250F	01-12	<b>18-0238</b>
CRF450R	2002	<b>18-0238</b>	YZ426F	01-02	<b>18-0238</b>
CRF450R	03-06	<b>18-0239</b>	WR450	03-11	<b>18-0238</b>
CRF450X	05-07	<b>18-0239</b>	YZ450F	03-09	<b>18-0238</b>
			YFZ450S (ATV)	04-09	<b>18-0238</b>

### KAWASAKI® STREET

	YEAR	P/N
EJ650 W650 Twin	00-02	<b>18-0245</b>
VN800A/B Vulcan 800	95-04	<b>18-0245</b>
VN800C Vulcan 800 Drifter		<b>18-0245</b>
VN1500D/E Vulcan1500	96-98	<b>18-0245</b>
VN1500G Vulcan 1500 Nomad	99-01	<b>18-0245</b>



**18-0238**



**18-0239**

## H-D® ACCELERATOR PUMP REBUILD KIT

Complete diaphragm rebuild kit for all Keihin or CV late model carbs from 1976-2006. The kit can also be used to replace the diaphragm on S&S Super E and G model carbs.



**18-0586** H-D Accelerator Pump Rebuild Kit



## K&L CARB CHOKE REPAIR KITS

Our exclusive kits contain the high quality OE replacement parts required to repair the choke set on 1 carb body. These Choke Repair kits are the perfect addition when performing a complete carburetor rebuild. Kits include: Choke Plunger, Plunger Cap, Spring and Seals. Sold each. **Made in Japan**

### STREET CHOKE KITS

YEAR	
<b>18-7071</b>	3CF-1410A-00-00
	XV750 Virago 88-97
	XV1100 Virago 88-99
<b>18-7072</b>	3EN-1410A-00-00/-10-00
	FZR600 89-99
	YZF750 94-98
	FZR1000 90-95
	TDM850 92-93
<b>18-7073</b>	11H-1410A-00-00
	XV500 Virago 1983
	XV535 Virago 87-00
	XZ550RJ/RK Vision 82-83
	VMX12 V-Max 85-86
	XVZ1200 Venture 83-84
	XVZ1200 Venture Royale 1989
	XVZ1300 Venture 86-93
<b>18-7075</b>	5DM-1410A-00-00
	FZS1000 FZ-1 01-05
<b>18-7076</b>	1GR-1410A-00-00
	VMX12 V-Max 88-07

<b>18-7077</b>	4SV-1410A-00-00	
	YZF1000R 1997	
	YZF-R1 98-01	
	XVZ1300 Royal Star Venture 99-13	
	XVZ1300 Royal Star Tour Deluxe 05-11	

<b>18-7079</b>	5EL-1410A-00-00	
	XVS1100 V-Star (All) 99-09	

<b>18-7080</b>	36Y-1410A-00-00	
	FJ1100 84-85	
	FJ1200 86-93	

<b>18-7082</b>	4WM-1410A-00-00	
	XV1600 Road Star 99-05	
	XV1700 Road Star 04-07	

<b>18-7088</b>	4DN-1410A-00-00	
	XVS650 V-Star (All) 98-13	
	XVZ13 Royal Star 96-01	

DUALSPORT/OFFROAD CHOKE KITS	YEAR
<b>18-7083</b>	3RW-1410A-00-00
	XT225 Serraw 92-96

<b>18-7084</b>	3RW-1410A-10-00	
	XT225 97-07	
	TTR225 99-04	

<b>18-7086</b>	5HP-1410A-00-00	
	TTR125/L 02-07	

ATV/UTV CHOKE KITS	YEAR
<b>18-7024</b>	4WV-1410A-00-00
	YFM600 Grizzly 98-00

<b>18-7025</b>	5GH-1410A-00-00
----------------	-----------------

YFM35FA Bruin Auto 4X4	2004
YFM400 Big Bear 2WD	00-04
YFM400F Big Bear 4WD	00-11
YFM400A Kodiak 2WD	00-04
YFM400FA Kodiak 4WD	00-06
YFM45FA Kodiak 4WD	05-06
YFM45FX Wolverine 4WD	2006
YFM660R Raptor	01-05

<b>18-7026</b>	5KM-1410A-00-00
	YFM600FG Grizzly 02-08
	YXR660 Rhino (UTV) 04-07

<b>18-7027</b>	5ND-1410A-00-00
	YFM4FG Grizzly 400 07-08
	YFM45FG Grizzly 450 11-14
	YFM45FX Wolverine 450 07-10

<b>18-7028</b>	5UH-1410A-00-00
	YFM250B Bruin 2WD 05-06
	YFM25B Big Bear 250 07-09
	YFM35A Bruin Auto 2WD 04-06
	YFM35FA Bruin Auto 4WD 05-06
	YFM35G Grizzly 350 2WD 07-14
	YFM35FG Grizzly 350 4WD 07-14
	YFM35X Wolverine 2WD 06-09

SNOWMOBILE CHOKE KITS	YEAR
<b>18-7077</b>	4SV-1410A-00-00
	RMX10M RX-1 Mountain 03-05
	RXW10 RX Warrior 04-05
	RX10R RX-1ER 03-05
	RX10RS RX-1 ER Ltd Edition 04-05
	RX10 RX-1 04-05


## REPLACEMENT FUEL PUMPS

New from K&L! These high quality O.E. Replacement fuel pumps are available to fit many popular models. **Made in Japan.** sold each

HONDA®	YEAR
<b>18-5528</b> CBR600F Hurricane	89-90 16710-MT6-003
CBR600F4	99-00 16710-MBW-003
VT750C Shadow	98-00 16710-MBA-611/612
<b>18-5529</b> CBR600F Hurricane	87-88 16710-MN4-005
VT600C Shadow	88-97 16710-MR1-005/015
VT600CD Shadow	93-98
VFR750F Interceptor	90-97 16710-MT4-000
<b>18-5532</b> CBR600F3	95-98 16710-MAL-601
CBR600SJR	1996
CBR600SE	1998
<b>18-5923</b> CBR1000RR	08-15 16700-MFL-013

KAWASAKI®	YEAR
<b>18-5527</b> ZX600E1-E10 ZX-6	93-02 49040-1057
ZX600E11-E13 ZZR600	03-05
ZX750H1/H2 ZX-7	89-90
ZX750J1/J2 ZX-7	91-92
ZX750K1/K2 ZX-7R	91-92
<b>18-5529</b> ZX600F ZX-6R	95-97 49040-1061
ZX600G ZX-6R	98-99
ZX750L/M ZX-7	93-95
ZX750N1/N2 ZX-7RR	96-97
ZX750P1-P8 ZX-7R	96-03
ZX900B1-B4 ZX-9	94-97
ZX1100C1-C4 ZX-11	90-93
ZX1100D1-D9 ZX-11	93-01
<b>18-5530</b> ZX600J1-J3 ZX-6R	00-02 49040-1064
ZX600J4/J6/J7/J8 ZZR600	05-08
ZX900C/E/F ZX-9R	98-03

YAMAHA®	YEAR
<b>18-5522</b> XVS650 V-Star (All)	04-15 5KS-13907-00-00
XVS1100AW Classic	2003
XVS1100AT Silverado	2003
XVS1100 V-Star (All)	04-09
<b>18-5524</b> XVZ13 Royal Star Tour Dlx	05-10 1D6-13907-00-00
XVZ13 Midnight Tour Dlx	06-07
<b>18-5526</b> XVS650 V-Star (All)	98-03 3LN-13907-00-00
XVS1100A V-Star	98-03 3YX-13907-00-00
XVS1100R V-Star	98-03
<b>18-5527</b> XVZ13 Royal Star (All)	96-01 4NK-13907-00-00
XVZ13 Royal Star Venture	99-13
<b>18-5529</b> YZF600R	97-07 4TV-13907-00-00
<b>18-5923</b> FZ-1	07-13 2D1-13907-02-00



## IN-TANK FUEL PUMP SUB ASSEMBLY

Here is a better alternative to replacing an entire fuel pump. Includes pump only, no strainer or cover. Sold each.

**18-5925** Fuel Pump sub-assembly

HONDA®	YEAR
CBR600F	01-06
CBR600F4	01-03
CB900F	02-07
CBR900RR	00-03
CBR1100XX	99-06
ST1300	03-13

YAMAHA®	YEAR
YZFR6	06-13



## MIKUNI FUEL PUMPS & PUMP REBUILD KITS

For applications where the fuel tank will not gravity feed to carburetor. Pump is actuated by pulse from engine crankcase on two-stroke. **Made in Japan.** Sold each.

PUMP DESCRIPTION	REBUILD KIT#
<b>18-4686</b> DF44-211-D Single Outlet	<b>18-5027</b> Rebuild kit for 18-4686
<b>18-4687</b> DF52-21 Dual Outlet	<b>18-5028</b> Rebuild kit for 18-4687

## HONDA FUEL CUT RELAY

HONDA FUEL CUT RELAY	18-8782	18-8783
<b>18-8782</b> F.P.R.: 36100-MN4-008	VF500C 84-85	VF500F 84-85
CBR600F 87-90	VFR700F2 1987	VF700C 84-85
CBR600F3 95-98	VF700F 84-85	VT700C 84-85
CBR600SJR 1996	VF750C 1983	
CBR600SE 1998		
CBR600F4 99-00		
VT600C 88-97		
VT600CD 93-98		
NT650 Hawk 88-90		
VFR750F 90-97		
VT750C/CD/CD2 98-00		
VT750CDA/CDB 02-03		
VT750CDC/CDD 02-03		
VT750DC 01-07		
PC800 89-98		
VT1100C 94-07		
VT1100C2 95-07		
VT1100C3 98-02		
VT1100D2 1999		
VT1100T 98-01		
VTX1300S 2003		



## KAWASAKI FUEL PUMP RELAY

KAWASAKI FUEL PUMP RELAY	18-8786
<b>18-8786</b> F.P.R.: 27002-1065	ZX1100C ZX-11 90-93
ZX600E ZX-6 93-05	ZX1100D ZX-11 93-01
ZX600F ZX-6R 95-97	ZX1100E/F GPZ 95-97
ZX600G 98-99	ZX1200CZZ-R1200 02-05
ZX600J 00-08	
ZX750H/J/L ZX-7 89-95	
ZX750K/M ZX-7R 91-94	
ZX750P ZX-7R 96-03	
ZX750N ZX-7RR 96-97	
ZX900B ZX-9R 94-97	
ZX900C ZX-9R 98-99	
ZX900E/F ZX-9R 00-03	



## UNIVERSAL FUEL PUMP POINT SWITCH KIT

New from K&L, kit includes one set of fuel pump point switches. This set is not available through dealerships, and allows repair rather than replacement of costly OEM fuel pumps Sold each.


**18-4615** Universal Fuel Pump Point Switch Kit

HONDA®	YEAR
TRX350	1987
CBR600	87-98
VT600	88-98
VT750	97-03
CBR900RR	92-95
CBR1000F	87-91

KAWASAKI®	YEAR
ZX600 ZX-6R	95-01

KAWASAKI®	YEAR
ZX600E ZX-6R	93-01
ZX750 ZX-7, 7R	91-02
ZX900 ZX-9, 9R	94-03
ZX10	88-90
VN1500D Classic	96-97
VN1500E Classic	98-99
VN1500G Tourer	98-99

YAMAHA®	YEAR
YZF-R6	99-02
FZR1000	87-95
FZS1000 Fazer	01-05
YZF-R1	98-01
FJ1200	88-92



EQUIPMENT & TOOLS

HARD PARTS

CARB & FUEL

IGNITION/ELECTRICAL

CONTROL

SUSPENSION

ACCESSORIES

MARINE

EQUIPMENT & TOOLS

### MIKUNI 4/042 TYPE MAIN JET SHOP KITS

K&L carries a variety of Mikuni type main jets to fit most popular motorcycles. These high precision brass jets meet OEM specifications. **MADE IN JAPAN. KITS INCLUDE QTY-1/PK(OF 5) OF THE SIZES LISTED.** Each jet size also Sold in Pk/5, (see below).



18-9202

TYPE JET	K&L P/N	QTY/JET	JET SIZES	INCREMENTS
Mikuni Large Hex	18-9201	Pk/5	130 ~ 205	5
Mikuni Large Hex	18-9202	Pk/5	210 ~ 370	10

HARD PARTS

### MIKUNI 4/042 TYPE LARGE HEX MAIN JETS

**NOTE: K&L JETS ARE SOLD PK/5, O.E.M. SOLD EACH**

K&L(PK/5)	SIZE	K&L(PK/5)	SIZE	K&L(PK/5)	SIZE
18-4412	#115	18-4423	#170	18-4433	#230
18-4413	#120	18-4424	#175	18-4434	#240
18-4415	#130	18-4425	#180	18-4435	#250
18-4416	#135	18-4426	#185	18-4436	#260
18-4417	#140	18-4427	#190	18-4437	#270
18-4418	#145	18-4428	#195	18-4438	#280
18-4419	#150	18-4429	#200	18-4439	#290
18-4420	#155	18-4430	#205	18-4440	#300
18-4421	#160	18-4431	#210		
18-4422	#165	18-4432	#220		

CARB & FUEL

K&L(PK/5)	SIZE	O.E.M.(EA.)	K&L(PK/5)	SIZE	O.E.M.(EA.)
18-4441	#310	18-4533	—	#460	18-4499
18-4442	#320	18-4531	—	#470	18-4498
18-4443	#330	18-4529	—	#480	18-4497
18-4444	#340	18-4527	—	#490	18-4495
18-4445	#350	18-4525	—	#500	18-4492
18-4446	#360	—			
18-4447	#370	18-4523			
18-4448	#380	18-4516			
18-4449	#390	18-4515			
18-4450	#400	18-4511			
18-4451	#410	18-4501			
18-4452	#420	18-4371			
—	#430	18-4397			
—	#440	18-4399			
—	#450	18-4348			



IGNITION/ELECTRICAL

CONTROL

### MIKUNI N100/604 TYPE LARGE ROUND MAIN JETS

**NOTE: K&L JETS ARE SOLD PK/5 O.E.M. ARE SOLD EACH.**

K&L(PK/5)	SIZE	O.E.M.(EA.)	K&L(PK/5)	SIZE	O.E.M.(EA.)
18-4368	#90	—	18-4392	#150	18-4018
18-4370	#95	—	18-4394	#155	—
18-4372	#100	—	18-4395	#157.5	—
18-4373	#102.5	—	18-4396	#160	—
18-4374	#105	18-4491	18-4398	#165	—
18-4375	#107.5	18-4490	18-4400	#170	—
18-4376	#110	18-4489	18-4402	#175	—
18-4377	#112.5	18-4488	18-4404	#180	—
18-4378	#115	18-4487			
18-4379	#117.5	18-4485			
18-4380	#120	18-4349			
18-4381	#122.5	—			
18-4382	#125	18-4350			
18-4383	#127.5	18-4351			
18-4384	#130	18-4352			
18-4385	#132.5	18-4369			
18-4386	#135	18-4026			
18-4387	#137.5	18-4027			
18-4388	#140	18-4028			
18-4389	#142.5	18-4004			
18-4390	#145	18-4014			
18-4391	#147.5	18-4017			



SUSPENSION


ACCESSORIES

MARINE

### MIKUNI VM28/486 TYPE PILOT JETS

Sold pk/5.

18-4739	#15	18-4749	#30
18-4742	#17.5	18-4750	#35
18-4743	#20	18-4751	#40
18-4745	#22.5	18-4752	#45
18-4747	#25	18-4753	#50
18-4748	#27.5		



### MIKUNI BS30/96 TYPE PILOT JETS

CV Carbs. Sold pk/5.

18-4818	#30	18-4824	#45
18-4819	#32.5	18-4826	#47.5
18-4820	#35	18-4828	#50
18-4821	#37.5	18-4829	#52.5
18-4822	#40	18-4830	#55
18-4823	#42.5		



### MIKUNI N102/221 TYPE SMALL ROUND MAIN JETS

Sold pk/5.

18-4720	#110	18-4730	#135
18-4721	#112.5	18-4731	#137.5
18-4722	#115	18-4732	#140
18-4723	#117.5	18-4733	#142.5
18-4724	#120	18-4734	#145
18-4725	#122.5	18-4735	#147.5
18-4726	#125	18-4736	#150
18-4728	#130		



### MIKUNI VM22/210 TYPE PILOT JETS

Sold pk/5.

18-4660	#15	18-4363	#40
18-4661	#20	18-4364	#45
18-4360	#25	18-4365	#50
18-4361	#30	18-4366	#55
18-4362	#35		



### MIKUNI N151.067 TYPE PILOT JETS

CV Carbs. Sold pk/5.

18-4832	#30	18-4833	#32.5
18-4834	#35	18-4835	#37.5
18-4836	#40	18-4837	#42.5
18-4838	#45	18-4839	#47.5



### KEIHIN MAIN JET SHOP KITS

K&L carries a variety of Keihin type main jets for most popular motorcycles. These high precision brass jets meet or exceed OEM specifications. **Made in Japan.**

**NOTE: EACH JET SIZE IN KIT COMES IN PK/5.**



18-9199

TYPE JET	K&L P/N	QTY/JET	JET SIZES	INCREMENTS
Keihin Hex	18-9199	Pk/5	125 ~ 175	5
Keihin Hex	18-9200	Pk/5	122 ~ 172	4 or 6
Keihin Round	18-9197	Pk/5	90 ~ 150	5
Keihin Round	18-9198	Pk/5	88 ~ 148	4 or 6

### MOTION PRO JET WRENCHES

These steel jet wrenches have a rubber snap-off lid over a storage area for extra jets. Handle is knurled for secure grip. Sold each.

- 35-4180** Motion Pro Jet Wrench for 6mm round jets
- 35-4182** Motion Pro Jet Wrench for 6mm hex jets



### KEIHIN OE TYPE SLOW JET

Honda 99124-286 type. Commonly found in CL/CB Twins.

K&L (PK/5)	SIZE	K&L(PK/100)
<b>18-3783</b>	#35	<b>18-4596</b>
<b>18-3784</b>	#38	<b>18-4597</b>
<b>18-3785</b>	#40	<b>18-4598</b>
<b>18-3786</b>	#42	<b>18-4599</b>



### KEIHIN OE TYPE SLOW JET

Honda 99124-076 type. Commonly found in CB350/400/550F and CB750K models. (Pk/10)

K&L	SIZE
<b>18-4858</b>	#38
<b>18-4859</b>	#40
<b>18-4862</b>	#42

### KEIHIN 99101-187 TYPE HEX MAIN JETS

Commonly found in Z50R, CRF50F and many 50cc Scooter models. (Pk/10)

K&L	SIZE	K&L	SIZE
<b>18-9785</b>	#55	<b>18-9790</b>	#70
<b>18-9786</b>	#58	<b>18-9791</b>	#75
<b>18-9787</b>	#62	<b>18-9792</b>	#78
<b>18-9788</b>	#65	<b>18-9793</b>	#80
<b>18-9789</b>	#68		

### KEIHIN 99101-357 TYPE HEX MAIN JETS

CR, FCR, PJ, PWK, PWM, PE, PD, and Harley®. **NOTE: K&L JETS ARE SOLD PK/5 O.E.M. ARE SOLD EACH.**

K&L(PK/5)	SIZE	O.E.M.(EA.)
<b>18-4550</b>	#100	—
<b>18-4552</b>	#105	—
<b>18-4554</b>	#110	—
<b>18-4556</b>	#115	—
<b>18-4558</b>	#120	—
<b>18-4560</b>	#125	—
<b>18-4561</b>	#128	—
<b>18-4562</b>	#130	—
<b>18-4563</b>	#132	—
<b>18-4564</b>	#135	—
<b>18-4566</b>	#140	—
<b>18-4568</b>	#145	—
<b>18-4569</b>	#148	—
<b>18-4570</b>	#150	—
<b>18-4571</b>	#152	—
<b>18-4572</b>	#155	—
<b>18-4573</b>	#158	—
<b>18-4574</b>	#160	<b>18-4311</b>
<b>18-4575</b>	#162	<b>18-4312</b>
<b>18-4576</b>	#165	<b>18-4313</b>
<b>18-4577</b>	#168	<b>18-4314</b>
<b>18-4578</b>	#170	<b>18-4325</b>
<b>18-4579</b>	#172	<b>18-4326</b>
<b>18-4580</b>	#175	<b>18-4328</b>
<b>18-4581</b>	#178	<b>18-4459</b>
<b>18-4582</b>	#180	<b>18-4458</b>
	#182	<b>18-4457</b>
<b>18-4584</b>	#185	<b>18-4456</b>
	#188	<b>18-4455</b>
<b>18-4586</b>	#190	<b>18-4454</b>
<b>18-4590</b>	#200	—

### KEIHIN 99101-393 TYPE ROUND MAIN JETS

Honda VB, VD and VE series. All Honda and Kawasaki CV & CVK series. Some Honda PD and PE series. Main Air Jet for FCR. **NOTE: K&L JETS ARE SOLD PK/5 O.E.M. ARE SOLD EACH.**

K&L (PK/5)	SIZE	O.E.M.(EA.)
<b>18-4512</b>	#90	—
<b>18-4514</b>	#95	—
	#98	<b>18-4481</b>
	#100	<b>18-4453</b>
	#102	<b>18-4414</b>
<b>18-4518</b>	#105	<b>18-4411</b>
	#108	<b>18-4410</b>
<b>18-4520</b>	#110	<b>18-4409</b>
	#112	<b>18-4408</b>
<b>18-4522</b>	#115	<b>18-4407</b>
	#118	<b>18-4406</b>
<b>18-4524</b>	#120	<b>18-4405</b>
	#122	<b>18-4403</b>
<b>18-4526</b>	#125	<b>18-4401</b>
	#128	<b>18-4484</b>
<b>18-4528</b>	#130	<b>18-4482</b>
<b>18-4530</b>	#135	—
<b>18-4532</b>	#140	—
<b>18-4534</b>	#145	—
<b>18-4536</b>	#150	—
<b>18-4538</b>	#155	—
<b>18-4540</b>	#160	—



### KEYSTER PRESSFIT JETS

The Keyster press fit jets are designed to allow a qualified mechanic to replace the pressed in slow jet found in many 70's and 80's Honda models. CB350/400/500 Fours are pressed in Slow Jet. These jets are not available from Honda. Sold in packs of 5.

K&L P/N	DESCRIP	TYPE
<b>18-5862</b>	Press Fit #35 Slow Jet	47
<b>18-5863</b>	Press Fit #38 Slow Jet	47
<b>18-5864</b>	Press Fit #40 Slow Jet	47
<b>18-5865</b>	Press Fit #42 Slow Jet	47
<b>18-5866</b>	Press Fit #45 Slow Jet	47
<b>18-5915</b>	Press Fit #35 Slow Jet	49
<b>18-5916</b>	Press Fit #38 Slow Jet	49
<b>18-5917</b>	Press Fit #40 Slow Jet	49
<b>18-5918</b>	Press Fit #42 Slow Jet	49
<b>18-5919</b>	Press Fit #45 Slow Jet	49



Type 47



Type 49



### KEIHIN N424-25 TYPE SLOW JET

For Harley-Keihin, Kawasaki CV, CVK and FCR carbs **NOTE: K&L JETS ARE SOLD PK/5.O.E.M. ARE SOLD EACH.**

K&L (PK/5)	SIZE	O.E.M.(EA.)
<b>18-4783</b>	#35	<b>18-4478</b>
<b>18-4784</b>	#38	<b>18-4480</b>
<b>18-4785</b>	#40	<b>18-4477</b>
<b>18-4786</b>	#42	<b>18-4476</b>
<b>18-4787</b>	#45	<b>18-4470</b>
<b>18-4788</b>	#48	<b>18-4469</b>
<b>18-4789</b>	#50	—
	#52	<b>18-4466</b>
	#55	<b>18-4465</b>
<b>18-4792</b>	#58	—
<b>18-4795</b>	#65	—
<b>18-4798</b>	#70	—
<b>18-4799</b>	#72	—
<b>18-4801</b>	#75	—



### KEIHIN N424-21 TYPE SLOW JET

PJ, PWK, PWM, PE20/22 and some smoothbores. **NOTE: K&L JETS ARE SOLD PK/5 O.E.M. ARE SOLD EACH.**

K&L(PK/5)	SIZE	O.E.M.(EA.)
<b>18-4754</b>	#35	—
<b>18-4755</b>	#38	<b>18-4464</b>
<b>18-4756</b>	#40	<b>18-4463</b>
<b>18-4759</b>	#42	<b>18-4462</b>
<b>18-4763</b>	#45	<b>18-4461</b>
<b>18-4765</b>	#48	<b>18-4460</b>
<b>18-4768</b>	#50	<b>18-4547</b>
<b>18-4771</b>	#52	<b>18-4546</b>
<b>18-4772</b>	#55	<b>18-4539</b>
<b>18-4776</b>	#58	<b>18-4339</b>
<b>18-4778</b>	#60	<b>18-4537</b>
<b>18-4779</b>	#62	<b>18-4535</b>
<b>18-4780</b>	#65	—
<b>18-4781</b>	#68	—
	#70	<b>18-4782</b>



### KEIHIN TYPE SLOW JETS N424-26

For VB, VD carbs. Sold pk/5.

K&L	SIZE	K&L	SIZE
<b>18-4802</b>	#40	<b>18-4809</b>	#58
<b>18-4803</b>	#42	<b>18-4812</b>	#60
<b>18-4804</b>	#45	<b>18-4813</b>	#62
<b>18-4805</b>	#48	<b>18-4814</b>	#65
<b>18-4806</b>	#50	<b>18-4815</b>	#68
<b>18-4808</b>	#55	<b>18-4817</b>	#70



### PILOT JETS FOR YAMAHA HITACHI CARBS

Made in Japan. Sold pk/5. Yamaha applications.

K&L P/N	SIZE	OEM REFERENCE
<b>18-9224</b>	#40	4H7-14984-40-00
<b>18-9226</b>	#41	4X7-14984-41-00



## H-D JET ASSORTMENTS


All jets are made of brass optimizing high precision and flow calibrated for extremely accurate fuel flow rate.



18-99300



18-99321



18-99351



18-99394



18-99417

## H-D KEIHIN (BUTTERFLY TYPE) CARBURETOR 76-89 JET ASSORTMENT

**18-99300** Keihin Carb Complete Jet Assortment.  
Kit Includes 2 each of the Main and Pilot Jets listed below.

### REPLACEMENT JETS

KEIHIN MAIN JETS (PACK OF 5)			KEIHIN SLOW JETS (PACK OF 5)		
K&L #	SIZE	OEM#	K&L #	SIZE	OEM#
18-99301	#165 MAIN JET	27419-76	18-99310	#.60 SLOW JET	_____
18-99302	#170 MAIN JET	27418-76	18-99311	#.62 SLOW JET	_____
18-99303	#175 MAIN JET	27417-76	18-99312	#.65 SLOW JET	27896-79
18-99304	#180 MAIN JET	27416-76	18-99313	#.68 SLOW JET	27894-78
<b>KEIHIN SLOW JETS (PACK OF 5)</b>			18-99314	#.70 SLOW JET	27895-78
K&L #	SIZE	OEM#	18-99315	#.72 SLOW JET	27897-78
18-99305	#.50 SLOW JET	_____	18-99316	#.74 SLOW JET	_____
18-99306	#.52 SLOW JET	27329-83	18-99317	#.78 SLOW JET	_____
18-99307	#.54 SLOW JET	_____	18-99318	#.80 SLOW JET	_____
18-99308	#.56 SLOW JET	_____	18-99319	#.88 SLOW JET	27348-77
18-99309	#.58 SLOW JET	_____	18-99320	#1.00 SLOWJET	27348-76

## H-D CV CARBURETOR 1990-2006 JET ASSORTMENT

**18-99321** CV Carb Complete Jet Assortment. Kit Includes 2 each of the Main and Pilot Jets listed below.

### REPLACEMENT JETS

CV TYPE MAIN JETS (PACK OF 5)			CV TYPE SLOW JETS (PACK OF 5)		
K&L #	SIZE	OEM#	K&L #	SIZE	OEM#
18-99332	#.140 MAIN JET	_____	18-99322	#.040 SLOW JET	27218-92
18-99333	#.145 MAIN JET	_____	18-99323	#.042 SLOW JET	27171-89
18-99334	#.150 MAIN JET	_____	18-99324	#.044 SLOW JET	27170-89
18-99335	#.155 MAIN JET	_____	18-99325	#.045 SLOW JET	_____
18-99336	#.160 MAIN JET	27152-89	18-99326	#.046 SLOW JET	_____
18-99337	#.165 MAIN JET	27116-88	18-99327	#.048 SLOW JET	27165-90
18-99338	#.170 MAIN JET	27115-88	18-99328	#.050 SLOW JET	_____
18-99339	#.175 MAIN JET	27090-89	18-99329	#.052 SLOW JET	_____
18-99340	#.180 MAIN JET	27243-95	18-99330	#.054 SLOW JET	_____
18-99341	#.185 MAIN JET	27185-90	18-99331	#.055 SLOW JET	27735-03
18-99342	#.190 MAIN JET	_____			
18-99343	#.195 MAIN JET	_____			
18-99344	#.200 MAIN JET	27105-88			
18-99345	#.205 MAIN JET	_____			
18-99346	#.210 MAIN JET	27726-99			
18-99347	#.220 MAIN JET	27775-99			
18-99348	#.230 MAIN JET	27776-99			
18-99349	#.240 MAIN JET	27778-99			
18-99350	#.250 MAIN JET	27779-99			

## S&S® SUPER E / G CARBURETORS – JET ASSORTMENTS



Kit contains 2 each of the Main and Intermediate Jets listed below.

**18-99351** S&S Carb Complete Jet Assortment

S&S MAIN JETS (PACK OF 5)		S&S MAIN JETS (PACK OF 5)		S&S MAIN JETS (PACK OF 5)	
K&L #	SIZE:	K&L #	SIZE:	K&L #	SIZE:
18-99361	#.040	18-99375	#.068	18-99389	#.096
18-99362	#.042	18-99376	#.070	18-99390	#.098
18-99363	#.044	18-99377	#.072	18-99391	#.100
18-99364	#.046	18-99378	#.074	18-99392	#.102
18-99365	#.048	18-99379	#.076	18-99393	#.104
18-99366	#.050	18-99380	#.078	18-99352	#.025
18-99367	#.052	18-99381	#.080	18-99353	#.026
18-99368	#.054	18-99382	#.082	18-99354	#.028
18-99369	#.056	18-99383	#.084	18-99355	#.029
18-99370	#.058	18-99384	#.086	18-99356	#.031
18-99371	#.060	18-99385	#.088	18-99357	#.032
18-99372	#.062	18-99386	#.090	18-99358	#.033
18-99373	#.064	18-99387	#.092	18-99359	#.036
18-99374	#.066	18-99388	#.094	18-99360	#.040

## MIKUNI HSR40, HSR42, HSR45 – JET ASSORTMENTS

**18-99394** Kit contains 2 each of the Main Jets listed below.

### REPLACEMENT JETS

MIKUNI HSR MAIN JETS (PACK/5)		MIKUNI HSR MAIN JETS (PACK/5)	
K&L #	SIZE	K&L #	SIZE
18-99395	#100	18-99405	#162.5
18-99396	#110	18-99406	#165
18-99397	#120	18-99407	#167.5
18-99398	#130	18-99408	#170
18-99399	#135	18-99409	#172.5
18-99400	#140	18-99410	#175
18-99401	#145	18-99411	#177.5
18-99402	#150	18-99412	#180
18-99442	#152.5	18-99413	#185
18-99403	#155	18-99414	#190
18-99443	#157.5	18-99415	#195
18-99404	#160	18-99416	#200

## PILOT / SLOW JET ASSORTMENT

Kit contains 2 each of the Pilot Jets listed below.

**18-99417** Pilot/Slow Jet Assortment

### REPLACEMENT JETS

K&L #	SIZE	K&L #	SIZE	K&L #	SIZE
18-99418	#15	18-99423	#27.5	18-99428	# 40
18-99419	#17.5	18-99424	#30	18-99429	# 45
18-99420	#20	18-99425	# 32.5	18-99430	# 50
18-99421	#22.5	18-99426	# 35	18-99431	# 55
18-99422	#25	18-99427	# 37.5	18-99432	# 60

### HARLEY-DAVIDSON® ECONOMY CARB KITS

Each kit contains float bowl gasket or float bowl o-ring, float needle or float valve assembly and o-rings to rebuild one carburetor.

**18-0583** Big Twins & Sportster w/ Keihin carb 79-89

**18-0584** Big Twins & Sportster w/ CV carb 88-06

18-0583



18-0584



### HARLEY-DAVIDSON® FUEL INLET FOR KEIHIN CARBURETORS

Plastic fuel inlets commonly brake on Keihin Carbs from 1976-2006. Replace it with this press fit metal inlet. Fits all carbureted Harley – Davidson® models from 76-06

**18-99450** Fuel Inlet



18-99450

### MIKUNI HSR42 HSR45 HSR48 CHOKE CABLE

Body mounted choke assembly for the HSR 42, 45 and 48mm Mikuni carburetors. Mikuni HSR performance carburetors are an aftermarket option on many V-Twin motorcycles. Complete Unit, Replaces the original long cable type assembly.

**18-7069** Mikuni HSR Choke Cable



18-7069

### HARLEY-DAVIDSON® ACCELERATOR PUMP REBUILD KIT

Complete diaphragm rebuild kit for all Keihin or CV late model carbs from 1976-2006. The kit can also be used to replace the diaphragm on S&S Super E and G model carbs.

**18-0586** H-D® Accelerator Rebuild Kit



18-0586

### HARLEY-DAVIDSON® FLOAT ASSEMBLY FOR CV 40MM CARBURETORS

**18-99451** Float 40mm CV Carb

**APPLICATIONS:**

FXST 92-06, FLST 92-06, FXD 92-06, FLT 92-06, XL 92-06

**OEM#** 27576-92



18-99451

### HARLEY-DAVIDSON® 40MM VACUUM PISTON

Replacement vacuum pistons for all stock 40mm CV carbs on Sportster® and Big Twin models from 88-06.

**18-0587** H-D® 40mm Vacuum Piston



18-0587

EQUIPMENT & TOOLS  
HARD PARTS  
CARB & FUEL  
IGNITION/ELECTRICAL  
CONTROL  
SUSPENSION  
ACCESSORIES  
MARINE

### FREE-FLO GAS CAP VENT HOSE

The original colored gas cap vent hose in neon colors! One size fits most dirt bikes and ATV's. Measures 1/4" I.D. x 16" length. **Sold pk/6**

- 15-0873 Dark Blue
- 15-0874 Neon Green
- 15-0875 Purple
- 15-0877 Neon Red
- 15-0881 Neon Yellow
- 15-0890 Orange
- 15-0891 Red
- 15-0892 Gray
- 15-0893 White
- 15-0894 Black
- 15-0896 Suzuki Yellow
- 15-0897 Yamaha YZ Blue (1997)
- 15-0898 Yamaha YZ Blue (98-00)
- 15-0884 Display Rack W/60 Hoses

15-0884



### K&L FUEL LINE

K&L has the right fuel line for your application:

- **Reinforced Nitrile:** High quality. Stronger and more durable than vinyl. Ozone, cold & heat resistant -40° to +270°F. Not for use with fuel-injected systems. 4-7 psi rating.
- **Tygon:** Highly resistant to tearing or abrasion and to heat or cold. Safe for use with all petroleum based products. Not for use with fuel-injected systems.
- **Vinyl:** Safe for gasoline or alcohol-type fuels. Not for use with fuel-injected systems.

#### K&L BLACK REINFORCED NITRILE FUEL LINE Sold 25 foot roll.

P/N	I.D.	O.D.
18-5008	3/16" (5mm)	5/16" (8mm)
18-5127	1/4" (6mm)	7/16" (11mm)
18-5132	5/16" (8mm)	1/2" (12.5mm)



18-5127

#### MOTION PRO BLACK TYGON TYPE FUEL LINE Sold 25 foot roll.

P/N	I.D.	O.D.
18-4985	3/16" (5mm)	5/16" (8mm)
18-4987	1/4" (6mm)	7/16" (11mm)
18-4989	5/16" (8mm)	1/2" (12.5mm)



18-4989

#### MOTION PRO GRAY TYGON TYPE FUEL LINE Sold 25 foot roll.

P/N	I.D.	O.D.
18-5227	3/16" (5mm)	5/16" (8mm)
18-5228	1/4" (6mm)	7/16" (11mm)
18-5224	5/16" (8mm)	1/2" (12.5mm)



18-5228

#### MOTION PRO BRAIDED FUEL LINE Sold 25 foot roll.

P/N	I.D.	O.D.
15-5253	3/16" (5mm)	5/16" (8mm)
15-5260	1/4" (6mm)	7/16" (11mm)
15-5271	5/16" (8mm)	1/2" (12.5mm)



15-5260

#### MOTION PRO CLEAR VINYL FUEL LINE Sold 25 foot roll.

P/N	I.D.	O.D.
15-5218	3/16" (5mm)	5/16" (8mm)
15-5225	1/4" (6mm)	7/16" (11mm)
15-5232	5/16" (8mm)	1/2" (12.5mm)
15-5239	3/8" (10mm)	9/16" (14mm)



15-5225

### ECONOMY FUEL / OIL LINE

These inexpensive oil / fuel lines are a good alternative to the high priced premium lines. Great for vintage projects where high quality hoses are not needed.



#### REINFORCED OIL/FUEL HOSES Sold 25 foot roll.

- 18-5384 3/16"
- 18-5385 1/4"
- 18-5386 5/16"
- 18-5387 3/8"



18-5384

#### FUEL HOSES Sold 25 foot roll.

- 18-5381 1/4"
- 18-5382 5/16"



18-5381

## K&L GENUINE PREMIUM 2 LAYER FUEL / VACUUM LINES

These premium fuel and vacuum lines tested very well against the high alcohol levels in today's fuel. The outer layer resists breakdown from exposure to UV light and engine heat. Made in Japan.

### PREMIUM VACUUM LINE


Sold in 20 foot rolls

- 18-4965 2.5mm
- 18-4966 3.5mm

### PREMIUM FUEL LINE

Sold 20 foot roll.

- 18-4945 4mm
- 18-4946 5mm
- 18-4947 6mm
- 18-4948 7mm
- 18-4949 8mm



## K&L FUEL & VACUUM HOSE CLIP KIT

70 piece kit contains 10 of each size of the following: 6, 7, 8, 9, 11, 13, and 15mm. OEM type fuel and vacuum clips similar to the ones that are stock on most Japanese motorcycles. **Made in Japan.**

33-3929 Fuel & Vacuum Hose Clip Kit

### REPLACEMENT FUEL & VACUUM HOSE CLIPS SOLD IN PK/10.

- 33-3922 6mm
- 33-3923 7mm
- 33-3924 8mm
- 33-3925 9mm
- 33-3926 11mm
- 33-3927 13mm
- 33-3928 15mm



## K&L FUEL LINE CLIPS

These zinc plated fuel line clips are a great OEM replacement to most vintage Japanese motorcycles. There sizes range from 8mm - 12mm. They come in packs of 10. **Made in Japan.**

- 33-3936 Fuel Hose Clips: 8MM
- 33-3937 Fuel Hose Clips: 9MM
- 33-3938 Fuel Hose Clips: 10MM
- 33-3939 Fuel Hose Clips: 11MM
- 33-3940 Fuel Hose Clips: 12MM



## SPRING ACTION HOSE CLAMPS

These reusable, top quality clamps are sold in pk/5.

- 33-3962 13mm    33-3965 21mm
- 33-3963 15mm    33-3966 25mm
- 33-3964 17mm



## SINGLE EAR CRIMP STYLE HOSE CLAMPS

These factory replacement hose clamps are a great match to the original. Optional hose clamp pliers properly crimp clamps to the correct pressure. Clamps are sold in bags of 50.

18-99439 K&L Clamp Pliers

- | K&L#     | SIZE (50 PACK)   |
|----------|------------------|
| 18-99433 | 11/32 Hose Clamp |
| 18-99434 | 7/16 Hose Clamp  |
| 18-99435 | 17/32 Hose Clamp |
| 18-99436 | 19/32 Hose Clamp |
| 18-99437 | 11/16 Hose Clamp |
| 18-99438 | 13/16 Hose Clamp |



## FREE-FLO "NO SLOP" GAS CAP VENT HOSE

The original colored gas cap vent hose is now available with one way valve in-line filter. Sold each. **NOTE: FIRST COLOR INDICATES NO-SLOP VALVE, SECOND COLOR IS HOSE.**

- 15-0505 Red/Dark Blue
- 15-0503 Dark Blue/Red
- 15-0501 Dark Blue/Green
- 15-0508 White/Nuclear Red
- 15-0502 Dark Blue/Yellow
- 15-0504 Red/Black



## K&L CARB HOLDER RUBBER PLUGS

Universal rubber plug has many uses. **Made in Japan.** Sold pk/5.

11-4972 Carb Holder Plugs



## VACUUM & FUEL LINE PLUGS

Step designed plugs allow closing two lines of same or different sizes at the same time. Fits all 1/8", 3/18", 1/4", 5/16", 3/8" and 1/2" hoses. Tapered caps close tubes from 1/8" to 1/2". Bead chain prevents loss. Sold as a set.

35-7758 Vacuum & Fuel Line Plugs



## MOTION PRO QUICK RELEASE FUEL COUPLERS

Available with single and dual shutoff couplers. When disconnected, the coupler shuts off the flow from the source only, or from both sections. Connecting the couplers resumes flow. Fuel rated o-rings prevent leakage. Available for 1/4" and 5/16" I.D. fuel line.

- 35-0984 12-0029 Single Shutoff Coupler, 1/4"
- 18-7213 12-0030 Single Shutoff Coupler, 5/16"
- 35-0985 12-0037 Dual Shutoff Coupler, 1/4"
- 35-0987 12-0038 Dual Shutoff Coupler, 5/16"



## HOSE REMOVER PLIERS

For easy removal of 4mm to 14mm vacuum and fuel hose. Engage the barb with the sharpened jaw for grip. Squeeze and the hose is easily pushed off by the silver jaw. Allows one handed removal. Sold each.

35-9267 Hose Remover Pliers



## MIGHTY CUTTER HOSE CUTTER

Hose cutting tool produces straight accurate cuts in hoses up to 1 1/8" or 28mm in diameter. Sold each.

- 35-9302 Mighty Cutter Hose Cutter
- 35-9303 Replacement Blade-each



EQUIPMENT & TOOLS

HARD PARTS

CARB & FUEL

IGNITION/ELECTRICAL

CONTROL

SUSPENSION

ACCESSORIES

MARINE



## OETIKER STEPLESS EAR CLAMPS

Universally used where a minimal protrusion and a small clamping range are essential. The clamps are a one-time use, not reusable. **Sold in Pack/10.**

### FEATURES:

- Innovative, economical, high-quality clamp
- Fast, simple and safe installation
- Deburred edges reduce the risk of damage to the part being clamped
- Made of 194 Stainless Steel, Material no. 1.4310 / UNS S30100
- Designed to hold tight but not damage soft and hard rubber and plastic applications
- The Clamp is very low profile and creates a spring effect which allows for thermal expansion

<b>35-00061</b>	Stepless Ear Clamp Kit
<b>35-3241</b>	Stepless Side Jaw Clamp Tool
<b>35-00010</b>	13.3mm 167 Stepless EAR Clamp - <b>Pk/10</b>
<b>35-00013</b>	14.5mm 167 Stepless EAR Clamp - <b>Pk/10</b>
<b>35-00016</b>	15.7mm 167 Stepless EAR Clamp - <b>Pk/10</b>
<b>35-00020</b>	18.5mm 167 Stepless EAR Clamp - <b>Pk/10</b>
<b>35-00026</b>	22.6mm 167 Stepless EAR Clamp - <b>Pk/10</b>
<b>35-00031</b>	25.6mm 167 Stepless EAR Clamp - <b>Pk/10</b>
<b>35-00035</b>	28.6mm 167 Stepless EAR Clamp - <b>Pk/10</b>
<b>35-00040</b>	31.6mm 167 Stepless EAR Clamp - <b>Pk/10</b>



35-00061



35-3241



## OETIKER STEPLESS LOW PROFILE 192 CLAMPS

Designed to be used where a dimensional variations in the parts being clamped and when applying high radial forces are needed. These clamps are designed to be reusable. **Sold in Pack/10**

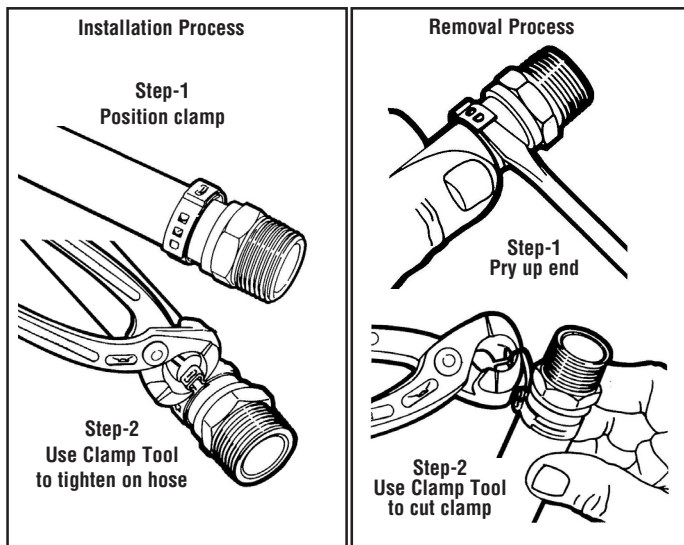
### FEATURES:

- Low installed height – minimum space requirement
- Reusable, can be installed axially or radially
- Minimal imbalance on rotating parts
- Stepless® Design – no steps or gaps on inner circumference
- Specially formed strip edges reduce the risk of damage to the part being clamped
- Visual check that clamp is closed
- With Type 1 Tolerance Compensation
- Tolerance-compensation element provides a degree of compensation for the manufacturing tolerances of parts being joined
- 168 Stainless Steel, Material no. 1.4301 / UNS S30400



35-00061

<b>35-00689</b>	24mm Oetiker 192 Series Clamp - <b>Pk/10</b>
<b>35-00690</b>	25mm Oetiker 192 Series Clamp - <b>Pk/10</b>
<b>35-00694</b>	69mm Oetiker 192 Series Clamp - <b>Pk/10</b>
<b>35-00695</b>	72.5mm Oetiker 192 Series Clamp - <b>Pk/10</b>



## OETIKER STEPLESS MARINE CLAMPS

<b>35-00165</b>	Oetiker V8, Marine & Other Clamp Kit
<b>35-3241</b>	Stepless Side Jaw Clamp Tool
<b>35-00016</b>	15.7 706R 167 Stepless EAR Clamp - <b>Pk/10</b>
<b>35-02498</b>	19.8 706R 167 Stepless EAR Clamp - <b>Pk/10</b>
<b>35-3275</b>	16.2 706R 167 Stepless EAR Clamp - <b>Pk/10 (Not in Kit)</b>

<b>35-1061</b>	12-0024	Pincer Tool only. Sold each
<b>33-1062</b>	12-0025	5/16" O-Clips. Sold pk/10
<b>33-1063</b>	12-0026	7/16" O-Clips. Sold pk/10
<b>33-1064</b>	12-0027	1/2" O-Clips. Sold pk/10





# ***IGNITION/ELECTRICAL***

**SWITCHES, REGULATORS, ETC.**

**IGNITION/ELECTRICAL**

EQUIPMENT & TOOLS

## OEM REPLACEMENT IGNITION COILS

Designed to fit stock mounting locations for the applications listed. Sold each.



HARD PARTS

## OEM REPLACEMENT IGNITION COILS REFERENCE

HONDA®	MFG	OEM #
20-8472	Honda	30510-KT7-023 for two cylinders
20-8479	Honda	30510-MM8-003

KAWASAKI®	MFG	OEM #
20-6286	Kawasaki	21121-0016
20-6716	Kawasaki	21121-1186
20-6917	Kawasaki	21121-1205
20-6919	Kawasaki	21121-1247
20-6921	Kawasaki	21121-1248
20-2190*	Kawasaki	21121-3708* Coil# 1
20-2211*	Kawasaki	21121-3709* Coil# 2
20-2235*	Kawasaki	21121-3710* Coil# 3

\* THE FOLLOWING THREE P/N'S FIT THE SAME WATERCRAFT WITH THESE OEM NUMBERS

CARB & FUEL

SUZUKI®	MFG	OEM #
20-6215	Suzuki	33410-06G00 Front
20-6246	Suzuki	33410-09F00
20-6229	Suzuki	33410-10F10 Rear
20-6218	Suzuki	33410-12D00
20-6233	Suzuki	33410-13E00
20-6241	Suzuki	33410-13F00
20-6235	Suzuki	33410-14D00
20-6222	Suzuki	33410-17G00 Front
20-6210	Suzuki	33410-17GA0 Front
20-6221	Suzuki	33410-24B00
20-6225	Suzuki	33410-27G00 Front
20-6219	Suzuki	33410-32E00
20-6237	Suzuki	33410-38300
20-6232	Suzuki	33410-38B00 Rear
20-6217	Suzuki	33420-06G00 Rear
20-6230	Suzuki	33420-10F10 Front
20-6224	Suzuki	33420-17G00 Rear
20-6214	Suzuki	33420-17GA0 Rear
20-6227	Suzuki	33420-27G00 Rear
20-6228	Suzuki	33420-38B00
20-6223	Suzuki	33420-41F10 Front
20-6283	Suzuki	33410-26GA0
20-6284	Suzuki	33410-40H00
20-6285	Suzuki	33410-26G00

IGNITION/ELECTRICAL

CONTROL

YAMAHA®	MFG	OEM #
20-6263	Yamaha	4VR-82320-00-00
20-6265	Yamaha	5EL-82310-00-00 REAR
20-6268	Yamaha	5EL-82320-00-00 FRONT
20-6270	Yamaha	4XY-82310-00-00 FRT/LEFT
20-6271	Yamaha	4XY-82310-10-00 FRT/RIGHT
20-6279	Yamaha	4XY-82320-00-00 REAR/RIGHT
20-6281	Yamaha	1Y8-82310-40-00
20-6280	Yamaha	4XY-82320-10-00 REAR/LEFT
20-6715	Yamaha	20N-82310-40-00, 3SR-82310-10-00 38W-823-40-00
20-6713	Yamaha	355-82310-40-00, 1M2-82310-40 5G4-82310-40-00
20-6712	Yamaha	3GD-82310-10-00
20-8477	Yamaha	42X-82310-70-00 Rear cylinder
20-8478	Yamaha	42X-82320-70-00 Front cylinder

SUSPENSION

ACCESSORIES

HONDA® STREET APPLICATION	YEAR	K&L NO.
SE50 Elite 50 (Scooter)	1987	20-8496
SB50 Elite 50 (Scooter)	88-90	20-8496
CH80 Elite 80 (Scooter)	1985	20-8496
NX125A	88-90	20-8496
CH125 Elite (Scooter)	1984	20-8496
CH150 Elite 150 (Scooter)	85-87	20-8496
CN250 Helix (Scooter)	86-87	20-8496
CB400F CB1	89-90	20-8472
VT600C Shadow	88-07	20-8479
CBR600SE	1998	20-8472
CBR600F Hurricane	87-98	20-8472
NT650 Hawk GT	88-91	20-8479
VF700C Magna	1987	20-8472
VF750C Magna	94-03	20-8472

MARINE

HONDA® STREET APPLICATION	YEAR	K&L NO.
VF750CD Magna Deluxe	95-96	20-8472
VT750C Shadow	98-00	20-8479
VT750CD Shadow Deluxe	98-03	20-8479
VF750C V45 Magna	1988	20-8472
RVF750R RC45	1994	20-8472
CB750 Nighthawk 750	91-03	20-8472
PC800 Pacific Coast	89-90	20-8479
PC800 Pacific Coast	94-98	20-8479
CBR900RR	94-99	20-8472
CB900F 919	02-07	20-8472
CB1000	94-95	20-8472
CBR1000F Hurricane	87-96	20-8472
VT1100C Shadow 1100	87-00	20-8479
ST1100, All	91-03	20-8472
CBR1100XX Blackbird	97-03	20-8479
VT1300CX Fury	2010	20-8479
GL1500C Valkyrie, All	97-03	20-8472
GL1500 Goldwing, All	88-00	20-8472
VTX1800, All	02-08	20-8479

KAWASAKI® DUAL SPORT / OFFROAD APPLICATION	YEAR	K&L NO.
KX60B7~B19	91-03	20-6716
KX65A1~A6	00-05	20-6716
KX80	90-00	20-6917
KX100	95-00	20-6917
KX125	95-00	20-6919
KX250	95-02	20-6921
KX250F	05	20-6286
KLX450R	08-09	20-6286
KX450F	06-08	20-6286
KX500A1~E16	83-04	20-6716

KAWASAKI® WATERCRAFT	YEAR	K&L NO.
JH900 A1~A3 900ZXI	95-97	20-2190, 20-2211, 20-2235
JT900 900STX	97-06	20-2190, 20-2211, 20-2235
JH1100 A1~A8 1100ZXI	96-03	20-2190, 20-2211, 20-2235
JT1100 A1/B1-B2 1100 STX	97-99	20-2190, 20-2211, 20-2235



## OEM REPLACEMENT IGNITION COILS

Designed to fit stock mounting locations for the applications listed. Sold each.

SUZUKI® STREET APPLICATION	YEAR	K&L NO.
GN250	82-83	20-6237
GN250	85-88	20-6237
GZ250	99-10	20-6241
TU250X	09-16	20-6285
DL650 V-Strom Front	04-06	20-6222
DL650 V-Strom Rear	04-06	20-6224
DL650 V-Strom Front	07-11	20-6225
DL650 V-Strom Rear	07-11	20-6227
DL650A V-Strom (ABS) Front	07-12	20-6225
DL650A V-Strom (ABS) Rear	07-12	20-6227
LS650F/P Savage	86-88	20-6221
LS650P Savage	95-12	20-6221

<b>SUZUKI® STREET</b>		
<b>APPLICATION</b>	<b>YEAR</b>	<b>K&amp;L NO.</b>
SV650/S Front	03-06	<b>20-6222</b>
SV650/S Rear	03-06	<b>20-6224</b>
SV650A/SA (ABS) Front	03-06	<b>20-6222</b>
SV650A/SA (ABS) Rear	03-06	<b>20-6224</b>
SV650/S Front	07-09	<b>20-6210</b>
SV650/S Rear	07-09	<b>20-6214</b>
SV650A/SA (ABS) Front	07-09	<b>20-6210</b>
SV650A/SA (ABS) Rear	07-09	<b>20-6214</b>
VL800/C/T Left	05-08	<b>20-6222</b>
VL800/C/T Right	05-08	<b>20-6223</b>
VL800/C/T Left (49 State)	09-12	<b>20-6222</b>
VL800/C/T Right (All)	09-12	<b>20-6223</b>
VZ800 Left	05-08	<b>20-6222</b>
VZ800 Right	05-08	<b>20-6223</b>
VZ800 Left (49 State)	2009	<b>20-6222</b>
VZ800 Right (All)	2009	<b>20-6223</b>
DL1000 V-Strom Front	02-12	<b>20-6215</b>
DL1000 V-Strom Rear	02-12	<b>20-6217</b>
DL1000A	14-16	<b>20-6285</b>
SV1000/S Front	03-07	<b>20-6215</b>
SV1000/S Rear	03-07	<b>20-6217</b>
VS1400 Intruder Front	87-09	<b>20-6228</b>
VS1400 Intruder Rear	87-09	<b>20-6232</b>
VL1500 Intruder LC Front	98-04	<b>20-6230</b>
VL1500 Intruder LC Rear	98-04	<b>20-6228</b>
VL1500/T C90 Front	05-09	<b>20-6230</b>
VL1500/T C90 Rear	05-09	<b>20-6229</b>
VL1500	14	<b>20-6284</b>
VL1500B	14-16	<b>20-6284</b>
VL1500BT	13	<b>20-6284</b>
VL1500T	15-16	<b>20-6284</b>
VZ1500	09	<b>20-6284</b>
VZ1500	13	<b>20-6284</b>
VZ1500	16	<b>20-6284</b>

<b>SUZUKI® ATV</b>		
<b>APPLICATION</b>	<b>YEAR</b>	<b>K&amp;L NO.</b>
LT-A400F	08-15	<b>20-6285</b>
LT-A400FZ	12-15	<b>20-6285</b>
LT-F400F	08-05	<b>20-6285</b>
LT-F400FZ	11-14	<b>20-6285</b>
LT-Z400/Z Quad Sport	04-08	<b>20-6246</b>
LT-Z400	09	<b>20-6283</b>
LT-Z400	12-14	<b>20-6283</b>
LT-A500X/XZ	15	<b>20-6284</b>
LT-500XP/XPZ	15	<b>20-6284</b>
LT-F500F Quad Runner 4WD	98-02	<b>20-6246</b>
LT-F500F Vinson 4WD	03-07	<b>20-6246</b>
LT-A750X/XZ	14-15	<b>20-6284</b>
LT-A750XP/XPZ	14-15	<b>20-6284</b>

<b>SUZUKI® DUAL SPORT / OFFROAD</b>		
<b>APPLICATION</b>	<b>YEAR</b>	<b>K&amp;L NO.</b>
DR-Z250	01-07	<b>20-6233</b>
DR250 Offroad	90-93	<b>20-6235</b>
DR250SE Dual Sport	90-95	<b>20-6235</b>
DR350 Offroad	90-99	<b>20-6235</b>
DR350SE Dual Sport	90-99	<b>20-6235</b>
DR-Z400 Offroad	00-04	<b>20-6246</b>
DR-Z400E Offroad	00-07	<b>20-6246</b>
DR-Z400S Dual Sport	00-12	<b>20-6246</b>
DR-Z400SM Supermoto	05-09	<b>20-6246</b>
SP600	1985	<b>20-6218</b>
DR650S Dual Sport	90-91	<b>20-6218</b>
DR650SE Dual Sport	92-95	<b>20-6218</b>
DR650SE Dual Sport	96-12	<b>20-6219</b>

<b>YAMAHA® STREET</b>		
<b>APPLICATION</b>	<b>YEAR</b>	<b>K&amp;L NO.</b>
XVS650	98-16	<b>20-6263</b>
XV700L/LC/N/NC Virago Front	84-85	<b>20-8478</b>
XV700L/LC/N/NC Virago Rear	84-85	<b>20-8477</b>
XV700CS/CSC/CT/CTC Virago Front	86-87	<b>20-8478</b>
XV700CS/CSC/CT/CTC Virago Rear	86-87	<b>20-8477</b>
XV700SS/SSC Virago Front	1986	<b>20-8478</b>
XV700SS/SSC Virago Rear	1986	<b>20-8477</b>
XV750 Virago, All Front	88-97	<b>20-8478</b>

<b>YAMAHA® STREET</b>		
<b>APPLICATION</b>	<b>YEAR</b>	<b>K&amp;L NO.</b>
XVS1100 Rear	99-09	<b>20-6265</b>
XVS1100A Rear	00-09	<b>20-6265</b>
XVS1100 Front	99-09	<b>20-6268</b>
XVS1100A Front	00-09	<b>20-6268</b>
XV750 Virago, All Rear	88-97	<b>20-8477</b>
XV1000/LC/N/NC Virago Front	84-85	<b>20-8478</b>
XV1000/LC/N/NC Virago Rear	84-85	<b>20-8477</b>
XV1100S Virago, All Front	86-99	<b>20-8478</b>
XV1100S Virago, All Rear	86-99	<b>20-8477</b>
XVZ13TF (Rear Right)	99-13	<b>20-6279</b>
XVZ13TF (Rear Left)	99-13	<b>20-6280</b>
XVZ13TF (Front Right)	99-13	<b>20-6271</b>
XVZ13TF (Front Left)	99-13	<b>20-6270</b>

<b>YAMAHA® ATV</b>		
<b>APPLICATION</b>	<b>YEAR</b>	<b>K&amp;L NO.</b>
YT125 Tri-Moto	80-85	<b>20-6713</b>
YT175J/K Tri-Moto	82-83	<b>20-6713</b>
YFB250D/E/F/G/H Timberwolf	92-96	<b>20-6712</b>
YFB250FWF/FWG/FWH/FWJ/FWK	94-98	<b>20-6712</b>
YFB250FWL/FWM Timberwolf 4WD	99-00	<b>20-6712</b>
YFB250UH/UJ/UK Timberwolf	96-98	<b>20-6712</b>
YTZ250N/S Tri-Moto	85-86	<b>20-6715</b>
YFM350ERA Moto-4	1990	<b>20-6712</b>
YFM350ERD/ERE/ERF/ERG Moto-4	92-95	<b>20-6712</b>
YFM350FWW~FWJ Big Bear	89-97	<b>20-6712</b>
YFM350FXG~FXM/FXMC Wolverine	95-00	<b>20-6712</b>
YFM350UH/UJ/UK Big Bear 2WD	96-98	<b>20-6712</b>
YFM350XW~XN/XNC Warrior	89-01	<b>20-6712</b>
YFM400FWE/FWF/FWG Kodiak	93-95	<b>20-6712</b>
YFM400FWH/FWJ/FWK Kodiak	96-98	<b>20-6712</b>

<b>YAMAHA® DUAL SPORT / OFFROAD</b>		
<b>APPLICATION</b>	<b>YEAR</b>	<b>K&amp;L NO.</b>
YZ50G	1980	<b>20-6713</b>
YZ60H/J/K	81-83	<b>20-6713</b>
YZ80L/N/S/T/U/W/A/B/D	84-92	<b>20-6715</b>
YZ80G1/H1	95-96	<b>20-6715</b>
PW80G~R Y-Zinger	95-03	<b>20-6715</b>
GT80G	1980	<b>20-6713</b>
DT80H/J/K	81-83	<b>20-6713</b>
RT100D/E/F/G/H/J/K/L/M	92-00	<b>20-6713</b>
RT100A	1990	<b>20-6713</b>
MX100F/G/H/J/K	79-83	<b>20-6713</b>
DT100E/F/G/H/J/K	77-83	<b>20-6713</b>
DT100A/B	74-75	<b>20-6713</b>
DT100	76	<b>20-6281</b>
RS100	75-76	<b>20-6281</b>
YZ125A/B/D1/E1	90-93	<b>20-6715</b>
IT125G/H	80-81	<b>20-6713</b>
DT125	78-79	<b>20-6281</b>
DT125G/H	80-81	<b>20-6713</b>
MX175F/G/H	79-81	<b>20-6713</b>
IT175D/E/F/G/H/J/K	77-83	<b>20-6713</b>
DT175	76	<b>20-6281</b>
DT175E/F/G/H	78-81	<b>20-6713</b>
TY175	75-76	<b>20-6281</b>
YZ250WRA	1990	<b>20-6715</b>
YZ250A1/B1/D1/E1	90-93	<b>20-6715</b>
XT250L/LC Dual Sport	1984	<b>20-6715</b>
XT250G/H/J/K/KC Dual Sport	80-83	<b>20-6713</b>
WR250ZB/ZD/ZE	91-93	<b>20-6715</b>
TT250G/H/J Offroad	80-82	<b>20-6713</b>
IT250D/E/F/G/H/J	77-82	<b>20-6713</b>
DT250	77-78	<b>20-6281</b>
DT250F	75-79	<b>20-6713</b>
XT350N/NC/M/MC Dual Sport	85-00	<b>20-6715</b>
TT350S/T Offroad	86-87	<b>20-6715</b>
DT400	77-78	<b>20-6281</b>
DT400B/C/D/E	75-78	<b>20-6713</b>
IT400D/E/F	77-79	<b>20-6713</b>
MX400B	1975	<b>20-6713</b>
YZ400C/D/E/F	76-79	<b>20-6713</b>
IT425G	1980	<b>20-6713</b>
YZ465G/H	80-81	<b>20-6713</b>
IT465H/J	81-82	<b>20-6713</b>
YZ490J	1982	<b>20-6713</b>

EQUIPMENT &amp; TOOLS

HARD PARTS

CARB &amp; FUEL

IGNITION/ELECTRICAL

CONTROL

SUSPENSION

ACCESSORIES

MARINE

### KZ/GS IGNITION COIL

**20-8450** KZ/GS Ignition Coil  
90mm center to center, stud mount, with 24" non-labeled High Tension Leads. (no's 1&4, or 2&3) **FOR POINT IGNITIONS ONLY.**  
Sold Each. **NOTE: THIS IS NOT AN O.E.M. COIL.**



20-8450 - KZ/GS Coil

#### KAWASAKI® STREET - REPLACES KAWASAKI #'S

21121-1004/ 21121-1003/21121-058/21121-081 KZ400 Twins, KZ750B Twins, KZ650B,C & D models (points only) KZ900-Z1, KZ900, KZ1000 (all points ignition models)

#### SUZUKI® STREET - REPLACES SUZUKI 33410-45012

GS550, 750, 850, 1000 with point ignitions (ND & Kokousan)

### UNIVERSAL IGNITION COIL

Honda off-road style coil. Used on any single cylinder applications> CR, XR, TRX. 5mm mount hole, 2.2 ohms.



**20-8373** Universal Ignition Coil

### UNIVERSAL DUAL LEAD COIL

12 volt, 2.5 ohms, 6.6mm mount holes



**20-8465** Universal Dual Lead Coil

### UNIVERSAL 6V/12V IGNITION COIL

Fits 6v & 12v points or CDI. Spark plug cap not incl. 1.0 ohms, 18" wire.



**20-8462** Universal 6V/12V Ignition Coil

### HONDA IGNITION COIL

OEM# 30510-KT7-023



**20-8472** Honda Ignition Coil

### HONDA STYLE IGNITION COIL

OEM style replacement coils that work with either 6v or 12v or CDI ignition. OEM#: 30500-422-003/3050-422-013



**20-8448** Honda Style Ignition Coil

### KAWASAKI IGNITION COILS

OEM# 21121-1205



**20-6917** Kawasaki Ignition Coil

OEM# 21121-1247



**20-6919** Kawasaki Ignition Coil

OEM# 21121-1248



**20-6921** Kawasaki Ignition Coil

### PLUG HOLE IGNITION (STICK) COILS

Designed as stock replacement coils for the applications listed.  
**Made in Japan. Sold each.**



#### REFERENCE

##### KAWASAKI®

K&L#	MFG	OEM #
20-2481	Kawasaki	21171-0005
20-2372	Kawasaki	21171-0021
20-2375	Kawasaki	21171-0029
20-2483	Kawasaki	21171-1272
20-2486	Kawasaki	21171-1282

##### YAMAHA®

K&L#	MFG	OEM #
20-2492	Yamaha	13S-82310-00-00
20-2367	Yamaha	14B-82310-00-00
20-2368	Yamaha	23P-82310-00-00
20-2491	Yamaha	2CO-82310-00-00
20-2370	Yamaha	39P-82310-00-00
20-2494	Yamaha	4C8-82310-00-00
20-2365	Yamaha	5EB-82310-00-00
20-2493	Yamaha	5PW-82310-00-00
20-2366	Yamaha	5SL-82310-20-00
20-2499	Yamaha	5VY-82310-00-00
20-2371	Yamaha	8ES-82310-00-00

#### APPLICATION

##### KAWASAKI® STREET

YEAR	K&L NO.	
Ninja ZX-6R	00-02	20-2483
ZZR600	05-08	20-2483
Ninja ZX-6R	05-08	20-2486
Ninja ZX-6RR	03-06	20-2486
Ninja ZX-6R	09-14	20-2372
Ninja ZX-10R	04-10	20-2481
Ninja ZX-10R /ABS	11-14	20-2375
Concours 1400 /ABS	08-14	20-2481
Ninja ZX-14	06-14	20-2481

##### YAMAHA® STREET

YEAR	K&L NO.	
FZS6 FZ6	2009	20-2499
YZFR6	99-02	20-2365
YZF-R6	03-05	20-2366
YZF-R6	06-07	20-2491
YZF-R6	08-14	20-2492
YZF-R6S	06-09	20-2366
FZ-8/8N	11-12	20-2370
FZ1/FZS10	06-10	20-2499
YZF-R1	02-03	20-2493
YZF-R1	04-06	20-2499
YZF-R1	07-08	20-2494
YZF-R1	09-11	20-2367
XTZ-12B SUPER TENERE	12-14	20-2368
VMX17 V-Max	09-10	20-2499

##### YAMAHA® DUALSPORT/OFFROAD

YEAR	K&L NO.	
WR250R	08-14	20-2371
WR250X	08-11	20-2371

##### YAMAHA® SNOWMOBILE

YEAR	K&L NO.	
RS90N NYTRO /ER	06-07	20-2371
RSG90 RAGE/GT/RS RAGE	05-07	20-2371
RS90 RS VECTOR/ VECTOR (All)	05-15	20-2371
RST90 VENTURE/GT/RS VENTURE	05-11	20-2371
FX10 NYTRO / FX NYTRO	08-14	20-2371
VK10 VIKING PRO/RS VIKING PRO	06-11	20-2371

## NOLOGY PROFIRE IGNITION COILS


High performance ignition coils that offer the lowest inductance for trouble free high RPM operation and the fastest rise and discharge time. The provided spark is in excess of 45,000 volts over the entire RPM range. Profire coils are black with single or dual high tension towers. Coil connectors and boots included. Available in 0.3 ohm, 0.6 ohm and 3.0 ohm. Sold each.

<b>20-8425</b> Single lead 0.3 ohms	<b>20-8411</b> Single lead 3.0 ohms
<b>20-8409</b> Single lead 0.6 ohms	<b>20-8415</b> Dual lead 3.0 ohms
<b>20-8412</b> Dual lead 0.6 ohms	

**NOTE: DO NOT USE NOLOGY COILS ON POINT TYPE IGNITIONS OR ON THE FOLLOWING MOTORCYCLES: HONDA VFR, CB, CBX; KAWASAKI ZX10, GPZ, KZ1000J, Z1; SUZUKI GSX-R (EARLY OIL COOLED), GS; YAMAHA-FJ, V-MAX.**



SINGLE LEAD



DUAL LEAD

## K&L CHARGE (SOURCE) COIL FOR ATV & OFFROAD

Sold each. **Made in Italy.** Available for the following applications:

### YAMAHA® ATV

YFM80N/S/T/U Moto-4	85-88	<b>20-3523</b>
YFS200U~SV Blaster	88-06	<b>20-3523</b>



## K&L HONDA ATV PULSER COIL

OEM replacement. Sold each.

**Made in Japan.**

20-3489



### HONDA® ATV

<b>20-3489</b> 30300-HA0-033	
ATC125M	86-87
TRX125 Fourtrax 125	87-88
ATC200X	86-87
TR200 Fatcat	86-87
TRX200/D/SX Fourtrax	86-97
ATC250SX	85-87
ATC250ES Big-Red	86-87
TRX250TM/TE Fourtrax Recon	02-09
TRX250EX Sportrax 250	01-08
TRX250 Recon 250	85-01
TRX250X	87-92
TRX300 Fourtrax 300	88-00
TRX300EX Sportrax 300EX	93-08
TRX300X	2009
TRX300FW Fourtrax 300 4x4	88,90-00
TRX350 Fourtrax Foreman 4x4	86-87
TRX350D	87-89
TRX350FE/FM/TE/TM Fourtrax Rancher 4x4	00-06
FL400R Pilot	89-90
TRX400FW Fourtrax Foreman	95-03
TRX400FA/FGA Fourtrax Rancher	04-07
TRX450ES/FE/FM/S Fourtrax Foreman	98-04
TRX500FA/GA/PA Fourtrax Rubicon	01-09
TRX650FA/GA Fourtrax Rincon	03-05

### HONDA® OFFROAD

<b>20-3489</b> 30300-HA0-033	
NX125	89-90
NX250	89-90
XR250R	96-04

## NOLOGY HOT WIRES

Nology Hot Wires store coil energy until it can be released as an ultra-short, ultra-hot spark. Expect better horsepower and torque (2% to 5%), no fouled plugs, less backfires and a better starting engine. Each kit includes a 30" Hot Wire with grounding strap, 90 degree or straight spark plug cap, in-line wire connector and heat shrink tubing. Order one kit per cylinder.

20-8402 90° cap

20-8403 180° cap



## COIL CAP CONNECTOR REPAIR KIT

Are the coil connectors on your motorcycle broken or simply wont stay clipped to the coil? This handy kit includes the terminals and connectors necessary to repair a set of 4 damaged coil connectors. Kit also works on ATV and Watercraft models with stick coils.

- 20-8430** Coil Cap Connector Repair Kit. Kit contains: connectors (4), Terminals (10) and Terminal seals (10) Replacement
- 34-0286** FWY-2F-B 2 Pin Female Coupler (pk/10)
- 34-9296** FRS-102 Terminal pin, Female (pk/50)
- 34-9297** FRS-103 Pin Seal (Black) (pk/50)

20-8430



## ACCEL SUPER COILS

Super Coils feature extremely high output, with racetrack proven performance on all motorcycles. Sold in single and two coil kits.

**NOTE: USING THE WRONG COIL MAY DAMAGE YOUR IGNITION MODULE. TO DETERMINE IGNITION TYPE, PERFORM THE FOLLOWING TEST:**

- 1)** Using a voltmeter or 12 volt test light, hook positive lead to positive post and negative to ground on one of the stock coils.
- 2)** Turn on the ignition but do not engage the starter motor.
- 3)** If there are 12 volts at the coil, the motorcycle has inductive type ignition. If there is no voltage at the coil, then the motorcycle has a capacitive discharge ignition (CDI) because the power goes to the control box first.

- 20-6701** Accel (140403-S) Single coil for Inductive Ignition (3.0 ohms)
- 20-6702** Accel (140403) 4 cyl. Kit for Inductive Ignition (3.0 ohms)
- 20-6703** Accel (140404) 4 cyl. Kit for CDI Ignition (1.2 ohms)



20-6701



20-6702, 20-6703

EQUIPMENT & TOOLS

HARD PARTS

CARB & FUEL

IGNITION/ELECTRICAL

CONTROL

SUSPENSION

ACCESSORIES

MARINE

## K&L CDI BOXES FOR ATV & OFFROAD

Made in Japan OEM replacement CDI BOXES for Honda, and Yamaha. Sold each.

HONDA® ATV			
20-8902	30410-HF7-008	TRX90 Fourtrax 90	93-05
20-5343	30410-968-003	ATC110	84-85
		ATC125M	84-85
		ATC200M	84-85
		ATC200S	84-85
20-8883	30410-HC0-003	TRX250X Fourtrax	87-88
		TRX250X Fourtrax	1991
20-8891	30410-HC4-770	TRX300D Fourtrax	87-93
		TRX300FW Fourtrax 300 4x4	89-93
20-8897	30410-HM3-003	TRX300EX Fourtrax 300EX	93-06
20-8899	30410-HA7-650	TRX350D Fourtrax 4x4	88-89
20-8903	30410-HA7-672	TRX350	86-87
YAMAHA® ATV			
20-3480	4XE-85540-00-00	YFM250X/XS Beartracker	01-04
20-5361	3GD-85540-40-00	YFM350X Warrior	97-01
20-5405	4KB-85540-20-00	YFM350FX Wolverine	96-98
20-5360	4SH-85540-00-00	YFM350F Big Bear 2 & 4WD	97-99
		YFM400FW Kodiak 4WD	96-99
20-3491	5GH-85540-10-00	YFM400FA Kodiak	00-01
20-3492	5FU-85540-20-00	YFM4000 Big Bear	02-06
20-0185	2P5-85540-00-00	YXR45F Rhino 450	06-09
20-3486	5KM-85540-00-00	YFM660 Grizzly	02-03
20-5402	5LP-85540-20-00	YFM660R Raptor	02-03
20-0183	5UG-85540-10-00	YXR66F Rhino 660	05-07

## THROTTLE POSITION SENSOR

These new Throttle Position Sensors are premium quality O.E replacement.

18-5515	Throttle Position Sensor	13350-13D60/4HD-85885-00-00
SUZUKI®		
GS500F		04-09
GSX600F Katana		98-06
GSX-R600		97-99
DL650 V-Strom		04-06
SV650 (All)		05-06
GSX750F Katana		98-06
GSX-R750		96-97
SV1000/S		05-07
GSF1200/S		01-05
YAMAHA®		
YZF1000R		1997
YZFR-1		98-01
18-5517	Throttle Position Sensor	13580-02F00 /5FL-85885-01-00
SUZUKI®		
GSX-R750		98-99
DL1000 V-Strom		02-12
TL1000R		98-03
TL1000S		97-01
VL1500 Intruder LC		98-03
YAMAHA®		
FZ600SS FZ-6		2004
FZS6 FZ-6		2005
YZF750R R-7		1999
YZFR-1		05-04



**K&L (OEM) REGULATOR/RECTIFIERS**

Highest quality, direct replacement regulator/rectifiers for your powersports applications. Protect the integrity of your charging system with a properly functioning regulator/rectifier. Genuine O.E.M. replacements. Sold each. Available for the following applications:

**K&L (OEM) REGULATOR/RECTIFIERS REFERENCE**

K&L#	MFG	OEM #
20-3366	Ducati	54040131A
20-3367	Ducati	54040111C

**HONDA®**

K&L#	MFG	OEM #
20-5980	Honda	31600-GAG-K21
20-8742	Honda	31600-HC5-970
20-8743	Honda	31600-HM3-003
20-5274	Honda	31600-HM3-901
20-8745	Honda	31600-HN5-671
20-5275	Honda	31600-HN5-M40
20-5276	Honda	31600-KFG-860

		31600-KFG-861
20-8722	Honda	31600-KR3-690
20-5981	Honda	31600-KRN-A71
20-5277	Honda	31600-KTB-003
20-5284	Honda	31600-MA6-000
20-5283	Honda	31600-MA6-910
20-5304	Honda	31600-MAA-000
		31600-MAA-010
		31600-MM8-008
20-5311	Honda	31600-MAT-D50
		31600-MAT-D51
20-5309	Honda	31600-MAT-E01
20-5339	Honda	31600-MB3-670
20-5300	Honda	31600-MBG-306
20-5282	Honda	31600-MBW-D21
20-8727	Honda	31600-MCF-D30
20-5288	Honda	31600-MCJ-641
20-5297	Honda	31600-MCJ-750
20-8729	Honda	31600-MCZ-003

		31600-MCZ-D11
20-5349	Honda	31600-ME9-008
20-8728	Honda	31600-MEE-003
20-5290	Honda	31600-MG9-010
20-5983	Honda	31600-MJF-A01
20-5984	Honda	31600-MJJ-D31
20-5985	Honda	31600-MJJ-D71
20-5350	Honda	31600-ML8-305
20-2482	Honda	31600-MN1-680

		(Regulator Only)
20-5375	Honda	31600-MS2-601
20-5351	Honda	31600-MV4-000
		31600-MV4-010
20-5302	Honda	31600-MT4-008
		31600-MY7-305
		31600-MY7-600
20-5356	Honda	31600-MZ5-003
20-1262	Honda	31700-333-008

<b>THREE PHASE RECTIFIER ONLY: 5 LEADS, 3AC &amp; 2 DC</b>		
<b>KAWASAKI®</b>		
K&L#	MFG	OEM #
20-8754	Kawasaki	21066-0002
20-5502	Kawasaki	21066-0030
20-5279	Kawasaki	21066-0039
20-8757	Kawasaki	21066-0705

		21066-1127
20-5329	Kawasaki	21066-1030
20-5364	Kawasaki	21066-1038
20-5330	Kawasaki	21066-1055
20-6005	Kawasaki	21066-0720
20-5450	Kawasaki	21066-1078
20-5316	Kawasaki	21066-1083
20-5333	Kawasaki	21066-1089
20-5330	Kawasaki	21066-1101
20-8758	Kawasaki	21066-1119
20-5312	Kawasaki	21066-1125

K&L#	MFG	OEM #
20-3369	KTM	62511034100
20-5270	KTM	60011034100
20-5273	KTM	80011034000

**SUZUKI®**

K&L#	MFG	OEM #
20-5267	Suzuki	32800-02F00
20-6002	Suzuki	32800-08D10
20-6003	Suzuki	32800-10G30
20-3551	Suzuki	32800-12E00
		32800-12E01
20-5365	Suzuki	32800-19B11
20-5268	Suzuki	32800-24A00
20-5157	Suzuki	32800-24B01
		32800-24B11

20-6004	Suzuki	32800-26J00
20-3555	Suzuki	32800-29B10
20-3557	Suzuki	32800-32E00
20-8760	Suzuki	32800-38F10
20-8759	Suzuki	32800-42F00
20-5256	Suzuki	32800-45110
		32800-45210
		32800-49140
		32800-49310
20-3570	Suzuki	32800-45C01
20-5256	Suzuki	32800-49X50

**YAMAHA®**

K&L#	MFG	OEM #
20-5986	Yamaha	1SL-81960-00-00
20-5298	Yamaha	1T4-81960-A0-00
20-6000	Yamaha	2GB-81960-00-00
20-8753	Yamaha	3JB-81960-01-00
20-8752	Yamaha	3JP-81960-01-00
20-5390	Yamaha	3LS-81960-00-00
		3LS-81960-01-00

20-5289	Yamaha	3TJ-81960-02-00
20-5305	Yamaha	42X-81960-A1-00
20-5315	Yamaha	47X-81960-A3-00
20-5366	Yamaha	4JH-81960-01-00
20-5337	Yamaha	4KB-81960-02-00
20-5392	Yamaha	4XY-81960-00-00
20-4186	Yamaha	5TJ-81960-02-00
20-5370	Yamaha	5BN-81960-00-00
20-5372	Yamaha	5FL-81960-00-00
20-8756	Yamaha	5GT-81960-00-00
20-5373	Yamaha	5KP-81960-00-00
20-8749	Yamaha	5SL-81960-00-00
20-8748	Yamaha	5TH-81960-01-00
20-5371	Yamaha	5VX-81960-00-00
20-5317	Yamaha	12R-81960-A0-00
		12R-81960-A1-00
20-5376	Yamaha	1D7-81960-00-00
		1D7-81960-01-00

**ELECTROSPORT REGULATOR / RECTIFIERS REFERENCE**

CAN AM®	K&L#	MFG	OEM #
20-8730	Can Am	710001103	

DUCATI®	K&L#	MFG	OEM #
20-3453	Ducati	69920831B	

**HONDA®**

K&L#	MFG	OEM
20-8730	Honda	31600-HN8-003
		31600-HP0-A01
20-3455	Honda	31600-MN4-018
		31600-MN4-008
		31600-MZ5-003
		31600-ML2-008
		31600-ML7-922

20-5296	Honda	31600-MY0-771
20-5318	Honda	31600-MAA-A01
		31600-MAA-000
		31600-MCK-A51
20-5322	Honda	31600-426-000
		31600-460-731

**KAWASAKI®**

K&L#	MFG	OEM
20-5281	Kawasaki	21066-0010
		21066-0717
		21066-2004

20-5313	Kawasaki	21066-1018
20-5334	Kawasaki	21066-1106
20-5336	Kawasaki	21066-1112
20-5342	Kawasaki	21066-029
		21066-1014
20-8730	Kawasaki	21066-0008
		21066-0028

**POLARIS®**

K&L#	MFG	OEM
20-8730	Polaris	4012941

**SUZUKI®**

K&L#	MFG	OEM
20-3532	Suzuki	32800-33400
		32800-09300
20-3534	Suzuki	32800-471V0
20-3537	Suzuki	32800-33E00
		32800-33E10
		32800-32E21
20-3544	Suzuki	32800-15H10
		32800-21H00
		32800-18H00
		32800-47H00

**TRIUMPH®**

K&L#	MFG	OEM
20-8724	Triumph	T1300560
		T1300675
20-8730	Triumph	T1300470

**YAMAHA®**

K&L#	MFG	OEM
20-8730	Yamaha	1D7-81960-00-00
		1D7-81960-01-00
20-8730	Yamaha	5JW-81960-00-00
20-8730	Yamaha	27D-81960-00-00



EQUIPMENT & TOOLS

HARD PARTS

CARB & FUEL

IGNITION/ELECTRICAL

CONTROL

SUSPENSION

ACCESSORIES

MARINE


REGULATOR/RECTIFIERS APPLICATIONS



20-8724



20-8730



20-3453



20-5270



20-3369



20-3455



20-8730




20-2482



20-5304



20-1262



20-1263



20-5284



20-5286



20-5290

20-5351




20-5364



20-5330



20-5329



20-8757



20-3537



20-3544



20-3551




20-3570



20-8760



20-5256



20-5256



20-5370



20-5366



20-8749



20-5305



20-5390



20-5289



20-5337



20-8752



20-5315



20-8756

## REGULATOR/RECTIFIERS APPLICATIONS

Highest quality, direct replacement regulator/rectifiers for your powersports applications. Protect the integrity of your charging system with a properly functioning, regulator/rectifier. Sold each. Available for the following applications:

BETA® APPLICATION	YEAR	K&L	ELECTRO SPORT
RR250	05-07	20-5273	—
RR400	05-12	20-5273	—
RR450	05-12	20-5273	—
RR498	13	20-5273	—

CAN AM® ATV APPLICATION	YEAR	K&L	ELECTRO SPORT
Outlander 500 4x4 STD/XT/MAX	07-08	—	20-8730
Outlander 500 EFI STD/XT/MAX	09-10	—	20-8730
Rengade 500/EFI	08-10	—	20-8730
Outlander 650 4x4 STD/XT/MAX	06-08	—	20-8730
Outlander 650 EFI XT/MAX	09-10	—	20-8730
Outlander 800 4x4 STD/XT/MAX	06-08	—	20-8730
Outlander 800R EFI XT/LTD/MAX	09-11	—	20-8730
Rengade 800/800X	2008	—	20-8730
Rengade 800R EFI	09-11	—	20-8730

CAN AM® SPYDER APPLICATION	YEAR	K&L	ELECTRO SPORT
Spyder GS990 Auto/Manual	2008	—	20-8730
Spyder GS Roadster SE5/SM5	2009	—	20-8730
Spyder RS Roadster SE5/SM5	2010	—	20-8730
Spyder RT/RTS Roadster SE5/SM5	2010	—	20-8730

DUCATI® APPLICATION	YEAR	K&L	ELECTRO SPORT
Monster/Dark	1998	20-3367	—
Monster City, City Dark 600	1999	20-3367	—
Monster	1999	20-3367	—
Monster 400	00-01	20-3367	—
Monster 600	00-01	20-3367	—
Monster Abs	2010	20-3367	—
Monster Evo Abs	11-12	20-3367	—
Monster/S	09-10	20-3367	—
Monster 696	08-12	20-3367	—
Monster 696 Abs	10-12	20-3367	—
748	1997	—	20-3453
748 Biposto	98	20-3366	—
748 Biposto	99-00	20-3367	—
748 R/S/Biposto	01-02	20-3367	—
748 Testa Bassa	01	20-3367	—
748 Sps	98-99	20-3366	—
748 R/S 748	00	20-3367	—
750 Paso/Sport/F1/Ss	87-01	—	20-3453
Monster 750	1998	20-3367	—
Monster City, City Dark 750	1999	20-3367	—
Monster, Monster Dark 750	1999	20-3367	—
Monster 750	00-01	20-3367	—
Sport 750	01-02	20-3367	—
Supersport le 750	00-02	20-3367	—
Monster 796	2012	20-3367	—
Hypermotard 796	10-12	20-3367	—
Monster 796 Abs	11-12	20-3367	—
Monster 796	10-11	20-3367	—
Sport 800	2003	20-3367	—
Supersport 800	2003	20-3367	—
851	90-93	—	20-3453
888	90-93	—	20-3453
Darmah 900	ALL	—	20-3453
M900 Monster	93-97	—	20-3453
900Ss/Ssr/Superlight	89-91	—	20-3453
900 Paso 907 I.E.	89-93	—	20-3453
900St2	98-01	—	20-3453
Monster/Cromo/Special 900	1998	20-3367	—
Supersport Cr 900	1998	20-3367	—
Supersport	1999	20-3367	—
Mh Evoluzione 900	01-02	20-3367	—
Monster City, City Dark 900	1999	20-3367	—
Monster le 900	00-01	20-3367	—
Monster 900	1999	20-3367	—
Sport 900	2002	20-3367	—
Supersport le 900	00-02	20-3367	—

DUCATI® APPLICATION	YEAR	K&L	ELECTRO SPORT
Supersport 900	98-99	20-3367	—
Supersport 916	2003	20-3367	—
916	94-98	—	20-3453
Monster S4 916	2001	20-3367	—
St4 916	99-03	20-3367	—
916 Biposto-Senna	98	20-3366	—
916 Sps	98	20-3366	—
St2 944	99-03	20-3367	—
St3	04-07	20-3367	—
St3 S Abs	06-07	20-3367	—
996 Mono	99-01	20-3366	—
996 Sps	99-00	20-3367	—
996 Sps li	1999	20-3367	—
996 Sps lii	2000	20-3367	—
996 R/R li	2001	20-3367	—
996 S 996	2001	20-3367	—
St4s 996	01-04	20-3367	—
St4s Abs	03-05	20-3367	—
St4s	2008	20-3367	—
996/Special USA	99	20-3366	—
996	99	20-3366	—
998	02-03	20-3367	—
998 R 998 2002-2002 H200aa	2002	20-3367	—
998 S Bayliss, Bostrom	2002	20-3367	—
998 S Final Edition	2004	20-3367	—
Gt/ Touring	2009	20-3367	—
Sport /1000S	08-09	20-3367	—
Hypermotard/S	2009	20-3367	—
Hypermotard Evo /Sp	10-12	20-3367	—
Multistrada/S	08-09	20-3367	—

HONDA® STREET APPLICATION	YEAR	K&L	ELECTRO SPORT
CB250 Nighthawk	91-07	20-5351	—
CH250 (Scooter)	01-03	20-5339	—
CMX250 Rebel	85-87	20-8722	—
CMX250 Rebel	96-00	20-8722	—
NSS250 Reflex (Scooter)	01-03	20-5276	—
NSS250A Reflex (Scooter)	01-03	20-5276	—
VTR250 Interceptor	88-90	—	20-3455
NSS300/A	14-15	20-5984	—
CB350 Twin	68-73	20-1263	—
CB350F Supersport	72-74	20-1262	—
CB400F CB-1	89-90	20-5351	—
CB400F Supersport	75-77	20-1262	—
CB500K	71-73	20-1262	—
CB500T Twin	74-76	20-1263	—
CB550F Super Sport	75-77	20-1262	—
CB550K/K1 Four	74-78	20-1262	—
CB600F (599)	04-06	20-5276	—
CBR600F2/F3/F4	91-00	20-5351	—
CBR600F4	01-06	20-5282	—
CBR600RR	03-06	20-8728	—
VT600C/CD Shadow VLX	88-07	—	20-5296
CB650/C (SOHC)	79-82	—	20-5322
CB650SC Nighthawk	1982	—	20-5322
CTX700/D/N/ND	14-15	20-5983	—
NC700X	13-15	20-5984	—
NC700XD	13-15	20-5985	—
VF700F Interceptor (V4)	84-85	20-5339	—
VF700S Sabre (V4)	84-85	20-5339	—
VF700F/F2 Interceptor	86-87	—	20-3455
VT700C Shadow (V-twin)	84-85	20-5349	—
CB750 Nighthawk (DOHC)	91-04	20-5375	—
CB750C Custom	1980	20-5283	—
CB750C Custom	81-82	20-5284	—
CB750F Super Sport (SOHC)	75-78	20-1262	—
CB750F Super Sport (DOHC)	79-80	20-5283	—
CB750F Super Sport (DOHC)	81-82	20-5284	—
CB750K Four (SOHC)	69-78	20-1262	—
CB750K Four (DOHC)	79-80	20-5283	—
CB750K Four (DOHC)	81-82	20-5284	—
CB750L LTD	1979	20-5283	—
CB750SC Nighthawk	82-83	20-5284	—
VF750C Magna (V4)	94-03	20-5356	—
VF750CD Magna Deluxe (V4)	95-96	20-5356	—
VF750C2 Magna Deluxe (V4)	97-00	20-5356	—

EQUIPMENT &amp; TOOLS

HARD PARTS

CARB &amp; FUEL

IGNITION/ELECTRICAL

CONTROL

SUSPENSION

ACCESSORIES

MARINE

HONDA® STREET APPLICATION	YEAR	K&L	ELECTRO SPORT
VF750F Interceptor (V4)	83-84	20-5339	—
VF750S Sabre (V4)	82-83	20-5339	—
VFR750F Interceptor	86-87	—	20-3455
VFR750F (RC36) (V4)	90-97	20-5302	—
VT750C Shadow 750 (V-twin)	1983	20-5349	—
VT750C Shadow (V-twin)	98-00	20-5351	—
VT750CD Shadow Deluxe (V2)	98-00	20-5351	—
VT750CD2 Shadow Deluxe (V2)	98-00	20-5351	—
VT750CD2 Shadow Deluxe (V2)	2001	20-5276	—
VT750CD Shadow Deluxe (V2)	2001	20-5276	—
VT750CD/C2 Shadow (V-twin)	01-03	20-5276	—
VT750CD Shadow ACE 750 Dlx (V2)	02-03	20-5276	—
VT750C Shadow (V-twin)	04-09	20-8745	—
VT750C2 Shadow (V-twin)	04-09	20-8745	—
PC800 Pacific Coast (V-twin)	89-90	20-5351	—
PC800 Pacific Coast (V-twin)	94-98	20-5351	—
VFR800FI	00-01	20-5300	—
CB900C Custom	1980	20-5283	—
CB900C Custom	81-82	20-5284	—
CB900F Super Sport	81-82	20-5284	—
CB900F(919) Hornet	02-07	20-8729	—
CBR900RR FireBlade	93-99	20-5351	—
CBR929RE	2001	20-5288	—
CBR929RR	01-03	20-5288	—
CBR954RR Titan	02-03	20-5297	—
CB1000 Big One	94-95	20-5375	—
CBR1000F Hurricane	90-91	20-5375	—
CBR1000F Hurricane	93-96	20-5375	—
CBR1000RR	14-15	20-5984	—
CBR1000RS	14	20-5984	—
CBR1000S	15	20-5984	—
RVT1000R RC-51	02-06	20-8727	—
VF1000F Interceptor (V4)	1984	20-5339	—
VTR1000F Super Hawk (V2)	98-05	20-5351	—
CBR1100XX Blackbird	97-98	20-5302	—
CBR1100XX Blackbird	99-00	20-5309	—
CBR1100XX Blackbird	01-03	20-5311	—
GL1100 Goldwing	80-83	20-5290	—
GL1100 Goldwing Aspencade	80-83	20-5290	—
GL1100 Goldwing Interstate	80-83	20-5290	—
ST1100 (Longitudinal V-4)	91-95	20-5375	—
ST1100A (ABS) (Longitudinal V4)	92-95	20-5375	—
VF1100S Sabre (V4)	84-85	20-5339	—
VT1100C Shadow 1100 (V2)	87-90	20-5304	20-5318
VT1100C Shadow 1100 (V2)	92-96	20-5304	20-5318
VT1100C Shadow 1100 Spirit (V2)	1997	20-5304	20-5318
GL1200 Goldwing	84-87	20-5290	—
GL1200 Goldwing Aspencade	84-87	20-5290	—
GL1200 Goldwing Interstate	84-87	20-5290	—
GL1200L LTD Goldwing	1985	20-5350	—
GL1200SEi Goldwing	1986	20-5350	—

HONDA® ATV APPLICATION	YEAR	K&L	ELECTRO SPORT
CRF230	05-16	20-5980	—
CRF230L	08-09	20-5275	—
CRF230M	2009	20-5275	—
CRF250R	13-15	20-5981	—
CRF450R	13-15	20-5981	—
XR600R	91-00	20-2482	—
XR650R	00-07	20-2482	—
CRF150F	06-16	20-5980	—

HUSABERG® APPLICATION	YEAR	K&L	ELECTRO SPORT
TE 250 USA	13	20-5273	—
TE 350 USA	09-13	20-5273	—

KAWASAKI® STREET APPLICATION	YEAR	K&L	ELECTRO SPORT
EL250B2/B3 Eliminator	88-89	20-5329	—
EL250E250HS (93-94Canada only)	91-94	20-5329	—
EX250E/F Ninja 250R	86-07	20-5329	—
KZ250D/L CSR	80-82	—	20-5342
KZ400	78-79	—	20-5342
KZ440 (All)	80-83	—	20-5342
EN450A1~A6 LTD454	85-90	20-5329	—
EN500A/C Vulcan 500	90-09	20-5329	—
EX500A/D Ninja 500	87-09	20-5329	—
KZ550 LTD/Spectre/Gpz	83-84	20-5329	—
KZ550A Std/C-LTD/D-GPz	81-82	20-5306	—
ZR550B Zephyr	90-93	20-5364	—
ZX550A1/A2/A3 GPz	84-86	20-5364	—
KL600B1/B2 KLR600	85-86	20-5364	—
ZL600A1/A2 Eliminator	86-87	20-5330	—
ZL600B2/B3 Eliminator	96-97	20-5333	—
ZX600A Ninja 600R	85-87	20-5330	—
ZX600B Ninja 600RX	1987	20-5330	—
ZX600C7~C10 Ninja 600R	94-97	20-5333	—
ZX600D1 Ninja ZX-6	1990	20-5330	—
ZX600D Ninja ZX-6	91-93	20-5316	—
ZX600E1~E10 Ninja ZX-6	93-02	20-5333	—
ZX600E11/E12 ZZR600	03-05	20-5333	—
ZX600F Ninja ZX-6R	95-97	20-5333	—
ZX600J1/J2/J3 Ninja ZX-6R	00-02	20-5312	—
ZX600J4 ZZR600	05-08	20-5312	—
ZX600K1/M1 ZX-6RR	03-04	20-8754	—
ZX600R ZX-6R	09-12	—	20-8730
ZX636 ZX-6R	03-04	20-8754	—
EN650 Vulcan	2015	20-6005	—
ER650 ER-6n	06-10	20-8757	—
EX650 Ninja	06-11	20-8757	—
KL650A1~A20 KLR650	87-07	20-5364	—
KLE650 Versys	08-10	20-8757	—
KLE650 Versys	2015	20-6005	—
KZ650B/C	77-79	—	20-5342
KZ650D SR	78-79	—	20-5342
KZ650E/F LTD	1980	—	20-5342
VN700A1 Vulcan	1985	20-5330	—
ZN700A1/A2 LTD	84-85	20-5330	—
KZ750B (2-cylinder)	76-79	20-5342	—
KZ750G LTD II (2-cylinder)	1980	—	20-5342
KZ750M CSR (2-cylinder)	1982	—	20-5342
KZ750F1 LTD (4 cylinder)	1983	20-5329	—
KZ750N1/N2 Spectre	82-83	20-5329	—
VN750A2~A9 Vulcan	86-93	20-5330	—
VN750A10~A21 Vulcan	94-06	20-5333	—
ZR750C1-C3 Zephyr	91-93	20-5330	—
ZR750 ZR-7/S	00-05	20-5333	—
ZR750K/L Z-750	05-06	20-8757	—
ZX750A1/A2/A3 GPz	82-85	20-5364	—
ZR800	13-14	20-6005	—
VN900 Vulcan	06-12	20-8757	—
ZX900E/F Ninja ZX-9R	00-03	20-8758	—
KZ1000J	81-83	—	20-5313
KZ1000K LTD	81-83	—	20-5313
KZ1000M CSR	81-82	—	20-5313
KZ1000P Police	82-05	—	20-5313
KZ1000R Replica	82-83	—	20-5313
ZR1000 Z1000	03-09	20-8757	—

KAWASAKI® STREET APPLICATION	YEAR	K&L	ELECTRO SPORT
ZR1000	14-15	20-6005	—
ZX1000 C1/C2 ZX-10R	04-05	—	20-8730
ZX1000 D6/D7 ZX-10R	06-07	—	20-8730
ZX1000 E/F ZX-10R	08-10	—	20-8730
ZX1000 J/K ZX-10R	11-13	—	20-8730
ZX1000 Ninja	14-15	20-6005	—
KZ1100A Shaft	81-83	—	20-5313
KZ1100B Gpz	81-82	—	20-5313
KZ1100D Spectre	82-83	—	20-5313
KZ1100L LTD	1983	—	20-5313
ZN1100B1/B2 LTD	84-85	20-5330	—
ZX1100A Gpz	83-85	—	20-5313
ZX1200A1/A2/B2 ZX-12R	00-03	20-8758	—
ZN1300A1~A6 Voyager	83-88	20-5364	—
ZG1400 A/B/C/D Concours	08-11	—	20-8730
ZX1400 A/C ZX-14R	06-11	—	20-8730
VN1500 Vulcan 88/88 SE	87-91	20-5330	—
VN1500A/C Vulcan	92-99	20-5333	—
VN1500D/E Vulcan Classic	96-03	—	20-5334
VN1500N Vulcan Classic F.I.	00-02	—	20-5334
VN1500E/N/T Vulcan Classic	04-08	—	20-5334
VN1500G Vulcan Nomad	99-01	—	20-5334
VN1600A/E/T Vulcan Classic	03-08	—	20-5334

KAWASAKI® ATV/UTV APPLICATION	YEAR	K&L	ELECTRO SPORT
KLF220A9-A12 Bayou	96-99	20-5364	—
KLF220A13-A15 Bayou	00-02	20-5364	—
KLF250 Bayou	03-11	20-5364	—
KAF300A/B Mule 500	93-96	—	20-5281
KAF300C Mule 550	97-04	—	20-5281
KAF300D Mule 520	00-01	—	20-5281
KEF300A1-A6 Lakota	95-00	20-5333	—
KEF300B1-B3 Lakota	01-03	20-5333	—
KLF300A1/A2 Bayou	86-87	20-5330	—
KLF300B1-B4 Bayou	88-91	20-5330	—
KLF300B5-B11 Bayou	92-98	20-5333	—
KLF300C Bayou 4X4	89-98	20-5333	—
KLF300B/C Bayou 4X4	99-04	—	20-5336
KVF300A/B Prairie	99-02	—	20-5336
KVF360A/B/C Prairie	03-09	—	20-5336
KAF400AMule 610 4x4	09-12	20-5279	—
KAF400BMule 600	09-12	20-5279	—
KAF400CMule 610 4x4	09-12	20-5279	—
KAF400DMule 610 4x4 XC	10-12	20-5279	—
KAF400EMule 610 4x4 XC Realtree APG HD	11-12	20-5279	—
KLF400B Bayou 4X4	93-99	20-5450	—
KVF400A Prairie 4X4	97-98	20-5450	—
KVF400B Prairie	1998	20-5450	—
KVF400C/D Prairie	99-02	—	20-5336
KAF540C Mule 2010	1993	—	20-5281
KAF540D Mule 2020	1993	—	20-5281
KAF540E Mule 2030	1993	—	20-5281
KAF620A Mule 2510 4x4	94-00	—	20-5281
KAF620B Mule 2520 Turf	95-00	—	20-5281
KAF620C Mule 2500	95-00	—	20-5281
KAF620E Mule 3010 4x4	01-08	20-8757	—
KAF620F Mule 3020 Turf	01-03	20-8757	—
KAF620G Mule 3000	01-08	20-8757	—
KAF620H Mule 3010	01-08	20-8757	—
KAF620J Mule 3010 Trans 4x4	05-08	20-8757	—
KAF620K Trans 4x4	05-08	20-8757	—
KAF620M Mule 4000	09-11	—	20-5281
KAF620R Mule 4010 4x4	09-11	—	20-5281
KVF650A/B Prairie	02-03	—	20-5336
KVF650 Brute Force	06-12	20-5502	—
KVF650H Brute Force 650 4x4i	07-08	20-8757	—
KSV700A/B/C KFX700	04-09	—	20-5336
KVF700A/B/D Prairie	04-06	—	20-5336
KRF750 "Teryx"	08-12	20-5502	—
KVF750 Brute Force 750 4x4i	05-07	20-8757	—
KVF750 Brute Force	08-11	20-5502	—

KTM® APPLICATION	YEAR	K&L	ELECTRO SPORT
125 EXC	05-13	20-5273	—
150 XC	17	20-5273	—
200 EXC	05-14	20-5273	—
200 XC	08-13	20-5273	—
200 XCW	08-15	20-5273	—
250 EXC	05-15	20-5273	—
250 EXC-F	07-11	20-5273	—
250 XC	09-15	20-5273	—
250 XCF	07-10	20-5273	—
250 XCF-W	07-11	20-5273	—
250 XCW	06-15	20-5273	—
300 XC	08-15	20-5273	—
300 EXC	05-15	20-5273	—
300 EXC-E	07-10	20-5273	—
300 MXC	05	20-5273	—
300 SD	09	20-5273	—
300 XC	06-17	20-5273	—
300 XCW	12-16	20-5273	—
400 EXC	09-11	20-5273	—
400 XC	07-10	20-5273	—
400 XC-W	07-10	20-5273	—
450 EXC	08-11	20-5273	—
450 MXC	05	20-5273	—
450 XC	06-11	20-5273	—
450 XCR	08	20-5273	—
450 XC-W	07-11	20-5273	—
525 EXC	05-07	20-5273	—
525 MXC	05	20-5273	—
525 SC	06	20-5273	—
525 XC	07	20-5273	—
530 EXC	08-11	20-5273	—
530 XC	09-11	20-5273	—
530 XCR	08-11	20-5273	—
660 SMC	04-06	20-5273	—
690 Enduro /R	08-11	20-3369	—
690 Super Moto R	2008	20-5270	—
690 Rally Factory Replica	2009	20-5270	—
690 Duke (Black/Orange/White)	2009	20-5270	—
690 Duke (Black/Orange)	2010	20-5270	—
690 SMC	08-10	20-3369	—
690 Super Enduro	2008	20-3369	—
950 SMR AUS/UK	2008	20-3369	—
950 Supermoto R	08,10	20-3369	—
990 Super Duke (Black/Orange)	2008	20-5270	—
990 SMR	2011	20-3369	—
990 SMT	2011	20-5270	—
990 Adventure STD	2010	20-5270	—
990 Adventure R	09-10	20-5270	—
990 Adventure (Black/Orange/S)	2008	20-5270	—
990 Adventure (Orange/White) ABS	2009	20-5270	—
990 Adventure (White)	2011	20-5270	—
990 Supermoto T Orange	2010	20-3369	—
1190 RC8	08-09	20-5270	—
1190 RC8-R LTD Akrapov/Red Bull	2010	20-5270	—
1190 RC8 (Orange/White)	2010	20-5270	—

POLARIS® (SIDE X SIDE) APPLICATION	YEAR	K&L	ELECTRO SPORT
Ranger 4x4 800 EFI + CREW	2011	—	20-8730
Ranger 6x6 800 EFI	2011	—	20-8730
Ranger RZR 800 EFI (+EPS)	2011	—	20-8730
Ranger RZR "S" 800 EFI	2011	—	20-8730
Ranger RZR 4/EPS RGE	2011	—	20-8730

SUZUKI® STREET APPLICATION	YEAR	K&L	ELECTRO SPORT
XN85D Turbo	1983	—	20-3532
GS300L	82-85	—	20-3532
GS450 Twins	83-88	—	20-3532
SP600F Dual Sport	1985	—	20-3532
GSX-R600	97-05	20-3537	—
GSX-R600K6-L2	06-12	—	20-3544
SV650/S	99-02	20-5157	—
LS650 Savage	86-11	20-5157	—
GR650D/XD Tempter	1983	—	20-3532

EQUIPMENT &amp; TOOLS

HARD PARTS

CARB &amp; FUEL

IGNITION/ELECTRICAL

CONTROL

SUSPENSION

ACCESSORIES

MARINE

EQUIPMENT &amp; TOOLS

SUZUKI® STREET APPLICATION	YEAR	K&L	ELECTRO SPORT
GS650G/GL	81-83	—	20-3534
GSX650F	08-09	—	20-3544
GS700EF/ESF	1985	—	20-3532
GS750SD Katana	1983	20-5256	—
GS750S	1983	20-5256	—
GS750LN/LT/LX	79-81	20-5256	—
GS750L/E	79-83	20-5256	—
GS750ET/EX/EZ	80-82	20-5256	—

HARD PARTS

GS750ED/ESD	1983	—	20-3532
GSX-R750	96-05	—	20-3537
GSX-R750K6-L1	06-11	—	20-3544
VS800 Intruder	92-09	20-3551	—
VZ800 Marauder	97-04	20-3570	—
GS850GD	82-83	—	20-3532
GS850G/GL	79-81	20-5256	—
DL1000 V-Strom	02-06	20-8759	—
GS1000S/SZ "Katana"	80-82	20-5256	—
GS1000S	1980	20-5256	—
GS1000G/GL	80-81	20-5256	—
GS1000ET/GX/GLX	80-81	20-5256	—
GS1000E	1980	20-5256	—

CARB &amp; FUEL

GSX-R1000K1-K4	01-04	—	20-3537
GSX-R1000K5-L2	05-12	—	20-3544
GSX-S1000	2016	20-6004	—
TL1000S (V-Twin)	97-01	20-5267	—
TL1000R (V-Twin)	98-03	20-5267	—
GS1100SD Katana	1983	20-5256	—
GS1100S	1983	20-5256	—
GS1100LT/ET/EX	80-81	20-5256	—
GS1100LT	1980	20-5256	—
GS1100GKD/GKE	82-83	—	20-3532
GS1100E	80-81	20-5256	—
GSF1250S	07-09	—	20-3544
GSX1250FA	2011	—	20-3544
GSX1300BK B-King	08-09	—	20-3544
GSX1300R Hayabusa	99-07	—	20-3537
GSX1300R Hayabusa	08-12	—	20-3544

IGNITION/ELECTRICAL

VS1400 Intruder	96-09	20-3551	—
GV1400 Cavalcade	85-90	20-5268	—
VL1500 Intruder LC	98-04	—	20-3537
VL1500 Intruder	2013	20-6003	—
VZR1800 Intruder	06-12	20-6003	—
VZR1800BZ Intruder	2014	20-6003	—

CONTROL

SUSPENSION

SUZUKI® ATV APPLICATION	YEAR	K&L	ELECTRO SPORT
LT160E Quad Runner	89-92	20-5365	—
LT-F160 Quad Runner	91-01	20-5365	—
LT160 Quad Runner	03-04	20-5365	—
LT-F250 Quad Runner 2WD	88-01	20-5365	—
LT-F250F Quad Runner 4WD	99-01	20-5365	—
LT-F250F Quad Runner 4WD	2002	20-3555	—
LT-F300F King Quad	99-01	20-5365	—
LT-F300F King Quad	2002	20-3555	—
LT-4WD Quad Runner	87-98	20-5365	—
LT-F4WDX King Quad	91-98	20-5365	—
LT-A400 Eiger Auto 2WD	02-09	20-8760	—
LT-A400F Eiger Auto 4WD	02-09	20-8760	—
LT-F400 Eiger 2WD	02-09	20-8760	—
LT-F400F Eiger 4WD	02-09	20-8760	—
LT-A450X King Quad	07-09	20-8759	—
LT-F500F Quad Runner	98-02	20-3537	—
LT-A500F Vinson Auto 4WD	02-07	20-8759	—
LT-F500F Vinson 4WD	03-07	20-8759	—
LT-A500XP King Quad	09-11	20-8759	—
LT-A700X King Quad	2007	20-8759	—
LT-A750X/XP King Quad	09-11	20-8759	—

ACCESSORIES

MARINE

SUZUKI® DUAL SPORT/OFFROAD APPLICATION	YEAR	K&L	ELECTRO SPORT
DR125E	94-96	20-6002	—
DR200SE	96-13	20-6002	—
DR650SE	92-95	20-3551	—
DR650SE	96-11	20-3557	—
DR800 Big (European model)	91-99	—	20-3537

SUZUKI® SCOOTER APPLICATION	YEAR	K&L	ELECTRO SPORT
AN650 Burgman	03-07	—	20-3537
AN650 Burgman	06-12	20-6003	—
AN650 Burgman	13-16	20-6004	—

TRIUMPH® APPLICATION	YEAR	K&L	ELECTRO SPORT
Daytona 600	2004	—	20-8724
Daytona 650	2005	—	20-8724
Daytona 955	97-03	—	20-8724
Daytona 955i	99-06	—	20-8724
Speed Four 600	02-04	—	20-8724
Speed Triple 955	99-04	—	20-8724
Speed Triple 1050	05-10	—	20-8724
Speed Triple SE 1050	2010	—	20-8724
Sprint RS 955	00-03	—	20-8724
Sprint ST 955	99-04	—	20-8724
Sprint ST 1050	05-10	—	20-8724
Sprint ST ABS 1050	06-09	—	20-8724
Sprint ABS 1050	2010	—	20-8724
Street Triple 675	09-10	—	20-8724
Street Triple 675R	10-11	—	20-8724
Thunderbird 1600 (All)	10-11	—	20-8724
Tiger 955	01-06	—	20-8724
Tiger 1050 (All)	07-11	—	20-8724
Rocket III	05-09	—	20-8730
Rocket III Classic	06-09	—	20-8730
Rocket III Classic Tour	07-10	—	20-8730
Rocket III Classic Tour 2-Tone	08-09	—	20-8730
Rocket III Classic Tour ABS	2010	—	20-8730
Rocket III SE	2006	—	20-8730

YAMAHA® STREET APPLICATION	YEAR	K&L	ELECTRO SPORT
CP250 Morphous (Scooter)	06-08	20-5392	—
XV250 Route 66	88-90	20-5315	—
XV250 Virago	1995	20-5390	—
FZR400	88-90	20-5315	—
XS400J/K Maxim	82-83	20-5317	—
XS400RJ/RK Seca	82-83	20-5317	—
YP400 Majesty (Scooter)	05-10	20-5392	—
XP500 T-Max (Scooter)	09-10	20-5392	—
XV535 Virago	87-95	20-5305	—
XV535 Virago	97-00	20-8753	—
FJ600	84-85	20-5317	—
FZ-6R	09-12	20-8479	—
FZ600S FZ-6	04-09	20-5371	—
FZR600R	89-94	20-5315	—
FZR600R	95-99	20-5366	—
XJ600S Seca II	92-96	20-5289	—
YX600 Radian	86-88	20-5317	—
YZF-R6	99-02	20-5366	—
YZF-R6	03-05	20-8749	—
YZF-R6	06-10	20-5392	—
YZF-R6S R-6S	06-09	20-8479	—
YZF600R	95-07	20-5366	—
XJ650G/H/J/K Maxim	80-83	20-5317	—
XJ650LH Midnight Maxim	1981	20-5317	—
XJ650LJ/LK Seca Turbo	82-83	20-5317	—
XJ650RJ Seca	1982	20-5317	—
XVS650 V-Star (All)	98-00	20-5370	—
XVS650 V-Star (All)	01-11	20-5373	—
XJ700 Maxim	85-86	20-5317	—
XJ700X Maxim X	85-86	20-5317	—
XV700 Virago	84-87	20-5305	—
XJ750 Maxim	82-83	20-5317	—
XJ750R Seca	81-83	20-5317	—
XS750E/F	78-79	20-5298	—
XS750 Special	78-79	20-5298	—
XV750 Virago	88-96	20-5305	—
FZ8S FZ-8	11-13	20-5376	20-8730
TDM850	1992	20-5289	—
XS850G/H	80-81	20-5298	—
XS850L Midnight Special	80-81	20-5298	—
XS850SG/SH Special	80-81	20-5298	—
FZ-09	2014	20-5376	—
XJ900RK Seca	1983	20-5317	—

<b>YAMAHA® STREET APPLICATION</b>	<b>YEAR</b>	<b>K&amp;L</b>	<b>ELECTRO SPORT</b>
XVS950 V-Star (All)	09-13	<b>20-5376</b>	<b>20-8730</b>
XVS950 Bolt/Bolt-R	14-15	<b>20-5736</b>	—
FZ1000 FZ-1	01-05	<b>20-5372</b>	—
FZ10S, FZ-1	06-14	<b>20-5376</b>	<b>20-8730</b>
XV1000 Virago	84-85	<b>20-5305</b>	—
YZF-R1	98-01	<b>20-5366</b>	—
YZF-R1	02-03	—	<b>20-8730</b>
YZF-R1	07-13	<b>20-5376</b>	<b>20-8730</b>
XS1100 (All)	78-81	<b>20-5298</b>	—
XV1100 Virago	86-96	<b>20-5305</b>	—
XVS1100 V-Star (All)	99-02	<b>20-5370</b>	—
XVS1100 V-Star (All)	03-09	<b>20-5392</b>	—
VMX1200 V-Max	85-95	<b>20-5305</b>	—
VMX1200 V-Max	97-07	<b>20-8752</b>	—
XTZ1200 Super Tenere	11-12	<b>20-5376</b>	—
FJR1300 (All)	03-13	—	<b>20-8730</b>
FJR1300 (All)	06-14	<b>20-5376</b>	—
XVS1300 V-Star (All)	07-13	<b>20-5376</b>	<b>20-8730</b>
XVS1300C Stryker	11-13	<b>20-5376</b>	<b>20-8730</b>
XVZ1300 Royal Star	96-01	<b>20-5390</b>	—
XVZ1300 Royal Star Boulevard	99-01	<b>20-5390</b>	—
XVZ1300 Royal Star Tour Classic	96-00	<b>20-5390</b>	—
XVZ1300 Royal Star Tour Dlx	97-01	<b>20-5390</b>	—
XVZ1300 Royal Star Tour Dlx	05-10	<b>20-5392</b>	—
XVZ1300 Royal Star Venture	99-10	<b>20-5392</b>	—
XV1600 Road Star	99-03	<b>20-5370</b>	—
XV1700 Road Star	2004	<b>20-5370</b>	—
XV1700 Road Star	08-11	<b>20-5376</b>	—
VMX1700V-Max	09-13	<b>20-5376</b>	<b>20-8730</b>
XV1700P Road Warrior	02-08	—	<b>20-8730</b>
XV1700 Road Star (All)	08-13	—	<b>20-8730</b>
XV1900 Roadliner	06-13	<b>20-5376</b>	<b>20-8730</b>
XV1900 Stratoliner	06-13	<b>20-5376</b>	<b>20-8730</b>
XV1900 Raider/S	08-13	<b>20-5376</b>	<b>20-8730</b>

<b>YAMAHA® ATV APPLICATION</b>	<b>YEAR</b>	<b>K&amp;L</b>	<b>ELECTRO SPORT</b>
YFM50R Raptor	04-08	<b>20-8748</b>	—
YFM80G Grizzly	05-08	<b>20-8748</b>	—
YFM80R Raptor	02-08	<b>20-8748</b>	—
YFA1S Breeze	2004	<b>20-8748</b>	—
YFM125G Grizzly	04-11	<b>20-8756</b>	—
YFB250 Timberwolf	97-00	<b>20-5337</b>	—
YFM250B Bruin	05-06	<b>20-8756</b>	—
YFM25B Big Bear	07-09	<b>20-8756</b>	—
YFM250R Raptor	08-11	<b>20-8756</b>	—
YFM250X Bear Tracker	99-00	<b>20-5337</b>	—
YFM250X Bear Tracker	01-04	<b>20-8756</b>	—
YFM35A Bruin 2WD	04-05	<b>20-8756</b>	—
YFM35FA Bruin 4WD	04-06	<b>20-8756</b>	—
YFM35G Grizzly 2WD	07-11	<b>20-8756</b>	—
YFM35FG Grizzly 4WD	07-11	<b>20-8756</b>	—
YFM350R Raptor	04-11	<b>20-8756</b>	—
YFM350U Big Bear 2WD	96-00	<b>20-5337</b>	—
YFM350F Big Bear 4WD	97-00	<b>20-5337</b>	—
YFM350FX Wolverine	95-01	<b>20-5337</b>	—
YFM350X Warrior	96-01	<b>20-5337</b>	—
YFM35X Wolverine 2WD	06-09	<b>20-8756</b>	—
YFM400 Big Bear 2WD	00-01	<b>20-5337</b>	—
YFM400F Big Bear 4WD	00-01	<b>20-5337</b>	—
YFM400 Big Bear 2WD	02-04	<b>20-8756</b>	—
YFM400F Big Bear 4WD	02-11	<b>20-8756</b>	—
YFM400F Kodiak 4WD	96-99	<b>20-5337</b>	—
YFM400 Kodiak 2WD	00-04	<b>20-8756</b>	—
YFM400F Kodiak 4WD	00-06	<b>20-8756</b>	—
YFM4FG Grizzly	07-08	<b>20-8756</b>	—
YFM45F Kodiak 4WD	03-06	<b>20-8756</b>	—
YFM45FG Grizzly	07-11	<b>20-8756</b>	—
YFM45FX Wolverine	06-10	<b>20-8756</b>	—
YFZ450R	09-13	<b>20-5370</b>	—
YFM5FG Grizzly 550	09-11	<b>20-5376</b>	<b>20-8730</b>
YFM600F Grizzly	1998	<b>20-5337</b>	—
YFM600F Grizzly	99-01	<b>20-8756</b>	—
YFM660G Grizzly	02-08	<b>20-5370</b>	—

YFM660R Raptor	01-05	<b>20-8756</b>	—
YFM7FG Grizzly 700	07-14	<b>20-5376</b>	<b>20-8730</b>
YFM700R Raptor	06-11	<b>20-5370</b>	—

<b>YAMAHA® SIDE X SIDE APPLICATION</b>	<b>YEAR</b>	<b>K&amp;L</b>	<b>ELECTRO SPORT</b>
YXR45FX Rhino 450	06-09	<b>20-5370</b>	—
YXR660F Rhino 660	04-07	<b>20-5370</b>	—
YXR7F Rhino 700	08-13	<b>20-5376</b>	<b>20-8730</b>

<b>YAMAHA® DUAL SPORT/OFFROAD APPLICATION</b>	<b>YEAR</b>	<b>K&amp;L</b>	<b>ELECTRO SPORT</b>
TW200	88-97	<b>20-5315</b>	—
XT225 Serow	92-95	<b>20-5315</b>	—
XT225 Serow	96-97	<b>20-5289</b>	—
WR250F Offroad	03-06	<b>20-4186</b>	—
WR250F	15	<b>20-6000</b>	—
WR250R Dual Sport	08-11	<b>20-5392</b>	—
WR250X Supermoto	08-11	<b>20-5392</b>	—
YZ250F	14-16	<b>20-5986</b>	—
YZ250FX	15	<b>20-6000</b>	—
WR450F Offroad	03-06	<b>20-4186</b>	—
WR450F	16	<b>20-6000</b>	—
YZ450F	16	<b>20-5986</b>	—
XT600 Dual Sport	91-95	<b>20-5315</b>	—

<b>YAMAHA® SNOWMOBILE APPLICATION</b>	<b>YEAR</b>	<b>K&amp;L</b>	<b>ELECTRO SPORT</b>
PZ50 Phazer	07-11	<b>20-5376</b>	—
PZ50V Venture Lite	08-11	<b>20-5376</b>	—
MM600 Mountain-Max	01-02	<b>20-5366</b>	—
SX600R	01-03	<b>20-5366</b>	—
SRX700	00-02	<b>20-5366</b>	—
SXV70 SX-Venom	02-06	<b>20-5370</b>	—
SX700F	2001	<b>20-5366</b>	—
MM700 Mountain-Max	01-03	<b>20-5366</b>	—
VT70J Venture 700	2004	<b>20-5370</b>	—
VT700 Venture	01-03	<b>20-5366</b>	—
RS90 Vector	10-11	<b>20-5376</b>	—
RST90 Venture GT	09-11	<b>20-5376</b>	—
FX10 Nytro	08-12	<b>20-5376</b>	—
RX10 Apex	11-12	<b>20-5376</b>	—


## HEADLIGHT VOLTAGE REGULATOR

Solid state voltage regulator works on 12V A/C headlights. Provides maximum light brilliance without blown bulbs. Easy two-wire installation.



**NOTE: YELLOW WIRE IS HOT (+) AND BROWN IS GROUND (-).**

**20-1490** Headlight Voltage Regulator



**20-1490**

## UNIVERSAL SPARK PLUG WIRE 7MM X 26"

Universal spark plug wire kit. Includes pre-installed sparkplug end cap, along with ready to install coil side connector, and insulator.

- 26" wire length • Configurable assembled length
- Copper wire core • Can be cut to length



**20-1516** Universal Spark Plug Wire



EQUIPMENT & TOOLS

### ND ALTERNATOR REPLACEMENT PARTS

OEM quality replacement parts for ND Alternators. Voltage Regulator and Rectifier sold each. **Made in Japan.**

#### VOLTAGE REGULATOR

<b>20-3447</b>	Kawasaki	21066-1076-Fits all applications listed.
	Suzuki	32500-27A00
	Triumph	T1300016
	Yamaha	36Y-81910-50

#### RECTIFIER

<b>20-3448</b>	Kawasaki	13091-1466-Fits all applications listed.
	Suzuki	31621-27A00
	Triumph	T1300017
	Yamaha	4BH-81970-50



HARD PARTS

CARB & FUEL

IGNITION/ELECTRICAL

KAWASAKI®		SUZUKI®		YAMAHA®	
ZX750F1/F2/F3/F4 Ninja 750R	87-90	GSF600ST/SV/SW/SX Bandit	96-99	FZ/FZX700S/SC/T/TC	86-87
ZX750 Ninja ZX-7	89-03	GSX600FJ Katana	88-97	FZ/FZR750	85-88
ZX750 Ninja ZX-7R	91-94	GSX-R600WN/WP	92-93	YZF750R	94-98
ZX750 Ninja ZX-7RR	96-97	RF600RR/RS/RT	94-97	FZR1000T/TC~G/GC	87-95
ZL900A1/A2 Eliminator	85-86	GSX750F Katana	89-97	GTS1000AE/AEC/AF/AFC	93-94
ZX900A1/A2/A3 Ninja	84-86	GSXR-750G/RG	86-95	YZF1000R/RJC	1997
ZX900B1/B2/B3/B4 Ninja ZX-9R	94-97	RF900RR/R	94-97	FJ1100/1200	84-93
ZG1000A1~A20 Concours	86-06	GSX1100F Katana	88-93		
ZL1000A1 Eliminator	1987	GSX1100GM/GN/GP Shaft	91-93		
ZX1000A1/A2 Ninja 1000R	86-87	GSXR-1100	86-98		
ZX1000B1/B2/B3 Ninja ZX-10	88-90	GSF1200SV/SW/SX Bandit	97-00		
ZR1100C3/C4 ZRX1100	99-00				
ZX1100CNinja ZX-11	90-01				
ZX1100E1/E2/E3 GPz	95-97				
ZR1200A ZRX1200	01-05				

### AFTERMARKET HONDA ALTERNATOR ROTOR

HONDA®	
<b>21-6446</b>	31110-426-832
CB650	79-82
CB650C Custom	80-81
CB650SC Nighthawk	1982
CB750C Custom	80-82
CB750F Super Sport	79-82
CB750K	79-82
CB750L LTD	1979
CB750SC Nighthawk	82-83
CB900C Custom	80-82
CB900F	81-82
CB1000C Custom	1983



**21-6446**

### RECONDITIONED HONDA ALTERNATOR ROTOR

American made with superior components.

HONDA®	
<b>21-6445</b>	31110-426-832
CB650	79-82
CB650C Custom	80-81
CB650SC Nighthawk	1982
CB750C Custom	80-82
CB750F Super Sport	79-82
CB750K	79-82
CB750L LTD	1979
CB750SC Nighthawk	82-83
CB900C Custom	80-82
CB900F	81-82
CB1000C Custom	1983



**21-6445**

CONTROL

SUSPENSION

### NGK SPARK PLUG CAPS

OEM replacements. Waterproof resistor caps (except 20-1520). Fits 7mm ignition wire, terminal stud plugs. Sold each.

<b>20-1519</b>	102°	Elbow Type 12mm XD05FP
<b>20-1520</b>	90°	Elbow 14mm LZFH (non-resistor, water resistant)
<b>20-1521</b>	90°	Elbow 14mm LB05FP
<b>20-1522</b>	180°	Straight 12 & 14mm SD05FP
<b>20-1523</b>	120°	Long Elbow Type 12 & 14mm VD05FP
<b>20-1524</b>	120°	Short Elbow Type 14mm YB05FP
<b>20-1528</b>	90°	Watercraft TB05EMA-Highly suitable for Off-Road

### 7MM SPARK PLUG WIRE

100' Roll (Black Rubber)  
Copper core wire.

<b>20-1500</b>	100' Roll
----------------	-----------



ACCESSORIES

MARINE



### K&L REPLACEMENT STATORS

These **NEW O.E. style** stators are direct replacements for stock units. **Made in Japan**, they offer a level of quality unavailable to the aftermarket until now. **“Charge Guard”** is your answer for a quality replacement stator.



21-3351



21-3347

### K&L REPLACEMENT STATORS X-REFERENCE

HONDA®			
K&L#	MFG	OEM #	TYPE
21-6525	Honda	31120-ME9-005	ELECTROSPORT
21-6527	Honda	31120-MG8-005	ELECTROSPORT
21-6533	Honda	31120-MB9-003	ELECTROSPORT
21-6538	Honda	31120-ML8-751	ELECTROSPORT
21-6622	Honda	31120-425-871	ELECTROSPORT
21-6624	Honda	31120-MCJ-003	ELECTROSPORT
21-7121	Honda	31120-MV9-671	ELECTROSPORT

KAWASAKI®			
K&L#	MFG	OEM #	TYPE
21-3351	Kawasaki	21003-1214	OE JAPAN
21-3352	Kawasaki	21003-0023	OE JAPAN
21-3355	Kawasaki	21003-0001	OE JAPAN
21-3356	Kawasaki	21003-1383	OE JAPAN
21-3356	Kawasaki	21003-1280	OE JAPAN
21-3357	Kawasaki	21003-1301	OE JAPAN
21-3358	Kawasaki	21003-0008	OE JAPAN
21-3358	Kawasaki	21003-1373 (Outer)	OE JAPAN
21-3358	Kawasaki	21003-1356 (Outer)	OE JAPAN
21-3360	Kawasaki	21003-0007 (Inner)	OE JAPAN
21-3360	Kawasaki	21003-1372 (Inner)	OE JAPAN
21-3360	Kawasaki	21003-1325 (Inner)	OE JAPAN
21-6587	Kawasaki	21003-1123	ELECTROSPORT
21-6589	Kawasaki	21003-1118	ELECTROSPORT
21-6591	Kawasaki	21076-023	ELECTROSPORT
21-6592	Kawasaki	21003-1327	ELECTROSPORT
21-6598	Kawasaki	21003-1385	ELECTROSPORT

SUZUKI®			
K&L#	MFG	OEM #	TYPE
21-3339	Suzuki	32101-29F00	OE JAPAN
21-3341	Suzuki	31401-35F00	OE JAPAN
21-3343	Suzuki	31402-41G10	OE JAPAN
21-3346	Suzuki	32101-10F01	OE JAPAN
21-3347	Suzuki	31401-35F10	OE JAPAN
21-3350	Suzuki	32101-38B02	OE JAPAN
21-3362	Suzuki	32101-09F01	OE JAPAN
21-3363	Suzuki	32101-09F30	OE JAPAN
21-3363	Suzuki	32101-09F40	OE JAPAN
21-3368	Suzuki	32101-09F20	OE JAPAN
21-3370	Suzuki	32101-07G00	OE JAPAN
21-6588	Suzuki	31401-35F10	ELECTROSPORT
21-6588	Suzuki	31401-29G00	ELECTROSPORT
21-6588	Suzuki	31401-18G00	ELECTROSPORT
21-6590	Suzuki	31401-01H00	ELECTROSPORT
21-6590	Suzuki	31401-01H10	ELECTROSPORT
21-6590	Suzuki	31401-01H20	ELECTROSPORT
21-6612	Suzuki	31401-45120	ELECTROSPORT
21-6613	Suzuki	31401-49310	ELECTROSPORT
21-6614	Suzuki	31401-49411	ELECTROSPORT
21-6620	Suzuki	32101-38B02	ELECTROSPORT

YAMAHA®			
K&L#	MFG	OEM #	TYPE
21-3300	Yamaha	4BD-85510-20-00	OE JAPAN
21-3305	Yamaha	4XE-81410-00-00	OE JAPAN
21-3307	Yamaha	4KB-85510-00-00	OE JAPAN
21-3308	Yamaha	3HN-85510-10-00	OE JAPAN
21-3309	Yamaha	4KB-85510-12-00	OE JAPAN
21-3312	Yamaha	5NF-81410-00-00	OE JAPAN
21-3313	Yamaha	5GH-81410-00-00	OE JAPAN
21-3314	Yamaha	5ND-81410-00-00	OE JAPAN
21-3315	Yamaha	5GT-85510-00-00	OE JAPAN
21-3317	Yamaha	5KM-81410-01-00	OE JAPAN
21-3318	Yamaha	2GV-81410-20-00	OE JAPAN
21-3320	Yamaha	4PP-81410-00-00	OE JAPAN
21-3320	Yamaha	1RM-81410-20-00	OE JAPAN
21-3323	Yamaha	4TV-81410-01-00	OE JAPAN
21-3325	Yamaha	5EB-81410-00-00	OE JAPAN
21-3326	Yamaha	4VR-81410-00-00	OE JAPAN
21-3327	Yamaha	5LV-81410-00-00	OE JAPAN
21-3328	Yamaha	4XV-81410-01-00	OE JAPAN
21-3329	Yamaha	5PW-81410-01-00	OE JAPAN
21-3331	Yamaha	5VY-81410-00-00	OE JAPAN
21-3332	Yamaha	5EL-81410-00-00	OE JAPAN
21-3338	Yamaha	4NK-81410-00-00	OE JAPAN
21-6623	Yamaha	5PW-81410-01-00	ELECTROSPORT
21-6628	Yamaha	1RM-81410-20-00	ELECTROSPORT
21-6685	Yamaha	3JJ-81410-00-00	ELECTROSPORT
21-6685	Yamaha	26H-81410-10-00	ELECTROSPORT
21-6686	Yamaha	3UF-81410-10-00	ELECTROSPORT

### K&L REPLACEMENT STATORS APPLICATIONS

HONDA® STREET APPLICATION			
YEAR	K&L	ELECTROSPORT	
91-98	—	21-7121	
95-98	—	21-7121	
01-06	—	21-7122	
84-87	—	21-6525	
79-82	—	21-6622	
82-83	—	21-6622	
1983	—	21-6525	
1988	—	21-6527	
80-82	—	21-6622	
81-82	—	21-6622	
01-02	—	21-6624	
76-79	—	21-6533	
80-83	—	21-6533	
85-97	—	21-6527	
95-07	—	21-6527	
98-02	—	21-6527	
1984	—	21-6533	
84-87	—	21-6533	
84-87	—	21-6533	
1985	—	21-6538	
1986	—	21-6538	

KAWASAKI® STREET APPLICATION			
YEAR	K&L	ELECTROSPORT	
85-90	—	21-6587	
90-96	—	21-6587	
96-09	—	21-6587	
87-09	—	21-6587	
90-01	21-3351	—	
95-97	21-3351	—	
03-04	21-3355	—	
05-06	21-3352	—	
03-04	21-3355	—	
05-06	21-3352	—	
1985	—	21-6589	
86-03	—	21-6589	
05-06	21-3355	—	
95-06	21-3356	—	
79-80	—	21-6591	

EQUIPMENT & TOOLS

HARD PARTS

CARB & FUEL

IGNITION/ELECTRICAL

CONTROL

SUSPENSION

ACCESSORIES

MARINE



EQUIPMENT & TOOLS

KAWASAKI® STREET			
APPLICATION	YEAR	K&L	ELECTRO SPORT
KZ1000D Z1R	79-80	—	—
KZ1000J/K/M	81-83	—	21-6592
KZ1000P Police	82-05	—	21-6592
ZR1000A Z1000	03-06	21-3355	—
KZ1100A1/A2/A3 Shaft	81-83	—	21-6591
KZ1100B1/B2 GPz	81-82	—	21-6591
KZ1100D1/D2 Spectre	82-83	—	21-6591
KZ1100L1 LTD	1983	—	21-6591
ZN1100B1/B2 LTD	84-85	—	21-6591
ZX1100A1/A2 GPz	83-84	—	21-6591
VN1500A/B Vulcan 1500	87-99	—	21-6598
VN1500 Vulcan Classic	96-98	21-3357	21-6598
VN1500 Classic/Nomad/Drifter	99-08	21-3358	—
VN1500 Classic/Nomad	99-08	21-3360	—
VN1600 Classic/Nomad/Mean Streak	03-08	21-3358	—
VN1600 Classic/Nomad	03-08	21-3360	—

HARD PARTS

CARB & FUEL

IGNITION/ELECTRICAL

CONTROL

SUSPENSION

ACCESSORIES

MARINE

SUZUKI® STREET			
APPLICATION	YEAR	K&L	ELECTRO SPORT
GS250	80-81	—	21-6612
GS300L	82-85	—	21-6612
GS450E	80-82	—	21-6612
GS450L	85-88	—	21-6612
GS450ST/SX	81-82	—	21-6612
GSX-R600K1	2001	21-3341	21-6588
GSX-R600K2/K3	02-03	21-3347	21-6588
GSX-R600K6-L2	06-12	—	21-6590
GSX-R750Y/K1	00-01	21-3341	21-6588
GSX-R750K2/K3	02-03	21-3347	—
GSX-R750K4/K5	04-05	—	21-6588
GSX-R750K6-L1	06-11	—	21-6590
GS1000	78-79	—	21-6613
GSX-R1000K1-K4	01-04	—	21-6588
GSX-R1000K5/K6	05-06	21-3342	—
GSX-R1000 K7/K8	07-08	21-3343	—
GS1100ET/EX	80-81	21-6574	21-6613
GS1100EZ/ED/ESD	82-83	21-6574	21-6614
GS1100GK/GL (Shaft)	82-84	21-6574	21-6613
GS1100LT	1980	21-6574	21-6613
GS1100S Katana	1983	—	21-6613
GS1150E/ES	83-86	—	21-6613
VS1400G Intruder	87-95	—	21-6620
VS1400G Intruder	96-02	21-3350	21-6620
VS1400G Intruder	03-09	21-3350	21-6620
VL1500 Intruder LC	98-04	21-3346	—

SUZUKI® ATV			
APPLICATION	YEAR	K&L	ELECTRO SPORT
LT-Z400 Quad Sport	03-08	21-3370	—
LT-A500F Quad Master	00-01	21-3362	—
LT-F500F Quad Runner 4WD	98-01	21-3362	—
LT-F500F Quad Runner 4WD	2002	21-3368	—
LT-A500F Vinson Auto 4WD	02-07	21-3363	—
LT-F500F Vinson 4WD	04-07	21-3363	—

SUZUKI® DUALSPORT/OFFROAD			
APPLICATION	YEAR	K&L	ELECTRO SPORT
DR-Z400E	00-11	21-3339	—

YAMAHA® STREET			
APPLICATION	YEAR	K&L	ELECTRO SPORT
XV535 Virago	87-88	—	—
XV535 Virago	89-00	21-3318	—
YZF600R	97-07	21-3323	—
YZF-R6	99-02	21-3325	—
XVS650 V-Star	98-03	21-3326	—
XV700 Virago	86-87	21-3320	—
XV750 Virago	88-97	21-3320	21-6628
FZS1000 FZ-1	01-05	21-3327	—
YZF-R1	98-01	21-3328	—

YAMAHA® STREET			
APPLICATION	YEAR	K&L	ELECTRO SPORT
YZF-R1	02-03	21-3329	21-6623
YZF-R1	04-06	21-3331	—
XV1100 Virago	86-97	21-3320	21-6628
XVS1100 V-Star	99-03	21-3332	—
VMX12N/NC~G/GC V-Max	85-07	—	21-6686
XVZ12 Venture/Venture Royal	83-85	—	21-6685
XVZ13 Venture/Venture Royal	86-93	—	21-6685

YAMAHA® ATV			
APPLICATION	YEAR	K&L	ELECTRO SPORT
YFB250F/G/H Timberwolf	94-00	21-3300	—
YFM250 BearTracker (2/4WD)	98-00	21-3300	—
YFM250X Bear Tracker	01-04	21-3305	—
YFM350FX Wolverine (4WD)	95-99	21-3307	—
YFM350U Big Bear 2WD	96-98	21-3308	—
YFM350FW Big Bear 4WD	96-97	21-3308	—
YFM350FW Big Bear 4WD	1999	21-3307	—
YFM350X Warrior	96-01	21-3308	—
YFM350F Big Bear	97-99	21-3309	—
YFM350X Wolverine 2WD	00-01	21-3309	—
YFM350X Warrior	02-04	21-3312	—
YFM350/YFM35R Raptor 350	03-08	21-3312	—
YFM400FW Kodiak 4WD	96-98	21-3308	—
YFM400 Kodiak (All)	00-02	21-3313	—
YFM400FA Kodiak 400 4WD	03-06	21-3314	—
YFM450FA Kodiak 450 4WD	03-06	21-3314	—
YFM4FG Grizzly 400 4WD	07-08	21-3314	—
YFM45FG Grizzly 450 4WD	07-14	21-3314	—
YFM45FX Wolverine 450 4WD	06-10	21-3314	—
YFM600F Grizzly	99-01	21-3315	—
YFM660FG Grizzly 660	02-08	21-3317	—

### K&L MOBILE BENCH

Use as a combination workbench, tear-down table and tool storage facility. Table comes with heavy duty 4" casters (2 rigid & 2 locking swivel). The Table top features a drain hole. Shipping weight: 170 lbs.

- 37-2928 K&L Mobile Bench-Blue
- 37-2924 K&L Mobile Bench-Red



37-2924 (RED)



37-2928 (BLUE)



**STARTER RELAYS (SOLENOID)**

Direct replacement starter relays. **Made in Japan.** No modification required. Sold each.  
Available for the following applications:

SUZUKI®		
K&L#	MFG	OEM #
21-2960	Suzuki	31800-06G00
21-2992	Suzuki	31800-37020

YAMAHA®		
K&L#	MFG	OEM #
21-2964	Yamaha	5UG-81940-00-00
21-2965	Yamaha	5SL-81940-12-00
21-2966	Yamaha	4XE-81940-00-00
21-2967	Yamaha	4KB-81940-00-00
21-2968	Yamaha	3MW-81940-01-00
21-2969	Yamaha	5JW-81940-00-00
21-2985	Yamaha	4BH-81940-00-00

YAMAHA®		
K&L#	MFG	OEM #
21-2988	Yamaha	4KD-81940-00-00
21-2990	Yamaha	1J7-81940-10-00
21-2991	Yamaha	36Y-81940-00-00
		3AY-81940-00-00
21-2997	Yamaha	4DN-81940-00-00
		4DN-81940-12-00
21-2998	Yamaha	4YR-81940-00-00
		4YR-81940-01-00
21-2999	Yamaha	4SV-81940-00-00
		4SV-81940-10-00



21-2992 - SUZUKI



21-2990 - YAMAHA



21-2991 - YAMAHA



21-2988 - YAMAHA

**STARTER RELAYS (SOLENOID) X-REFERENCE**

SUZUKI® STREET APPLICATION			YEAR	K&L NO.
GN125Z/D	82-83	21-2992		
GN250Z/D/F/J	82-88	21-2992		
GS250TT/TX	80-81	21-2992		
TU250X	09,11	21-2960		
GS300LZ	1982	21-2992		
GS400B/C	77-78	21-2992		
GS425N/EN/LN	1979	21-2992		
GS450ET/EX/EZ/ED	80-83	21-2992		
GS450LT/LX/LZ/LD	80-83	21-2992		
GS450ST/SX	80-81	21-2992		
GS450TX/TZ/TXZ/TXD	81-83	21-2992		
GS550B/C/EC/N/EN/ET	77-80	21-2992		
GS550LN/LT/LX/LZ	79-82	21-2992		
GS550MZ	1982	21-2992		
GS550TX	1981	21-2992		
GT550L/M/A/B Indy	74-77	21-2992		
GSX-R600L1	11-12	21-2960		
DL650 V-Strom	04-09	21-2960		
DL650A V-Strom	07-12	21-2960		
GS650EX/EZ	81-82	21-2992		
GS650GX/GZ/GD	81-83	21-2992		
GS650GLX/GLZ/GLD	81-83	21-2992		
GS650MD Katana	1983	21-2992		
SV650 /A/S/SA	03-08	21-2960		
GS750B/C/EC/N/EN	77-79	21-2992		
GS750ET/EX/EZ	80-82	21-2992		
GS750LN/LT/LX	79-81	21-2992		
GS750TZ/TD	82-83	21-2992		
GSX-R750L1	11-12	21-2960		
GS850G~LD	79-83	21-2992		
DL1000 V-Strom	02-12	21-2960		
GS1000C/EC/N/EN/ET	78-80	21-2992		
GS1000LN	1979	21-2992		
GS1000GT/GLT/GX/GLX	80-81	21-2992		
GS1000SN/ST	79-80	21-2992		
GS1000SZ Katana	1982	21-2992		
SV1000/S	03-07	21-2960		
GS1100ET/EX/EZ	80-82	21-2992		
GS1100GLZ/GLD	82-83	21-2992		
GS1100GKZ/GK2	1982	21-2992		
GS1100LT	1980	21-2992		
GS1100SD Katana	1983	21-2992		
VZ1500	2009	21-2960		

YAMAHA® STREET APPLICATION			YEAR	K&L NO.
XC180 Riva	83-85	21-2988		
SR185H/J "Exciter"	81-82	21-2988		
XC200 Riva	87-91	21-2988		
SRX250T/TC	1987	21-2988		
SR250G/H/TH/J "Exciter"	80-82	21-2990		

YAMAHA® STREET APPLICATION			YEAR	K&L NO.
XV250 "Route 66"	88-90	21-2991		
XV250 "Virago 250"	99-06	21-2991		
XV250 "V-Star"	08-11	21-2991		
XS360C/D	76-77	21-2990		
XS400D/E/F	77-79	21-2990		
XS400G/H "Special-II"	80-81	21-2990		
XS400J/K "Maxim"	82-83	21-2990		
XS400R/RK "Seca"	82-83	21-2990		
XS400SG/SH "Special"	80-81	21-2990		
FZR400	88-90	21-2991		
XV500K "Virago"	1983	21-2988		
XV535 Virago 535	87-00	21-2988		
XJ550H/J/K "Maxim"	81-83	21-2988		
XJ550RH/RJ/RK "Seca"	81-83	21-2988		
XZ550R/RK "Vision"	82-83	21-2988		
FJ600L/LC/N/NC	84-85	21-2988		
FZ600	86-88	21-2991		
FZ600 FZ6	2004	21-2985		
FZ6R FZ6	09-10	21-2999		
FZR600 FZR	89-99	21-2991		
YX600 Radian	86-90	21-2988		
YX600S~AC "Radian"	86-90	21-2988		
YZFR6	99-02	21-2998		
YZFR6S R6S	06-09	21-2965		
YZF600R	95-04	21-2997		
XJ650G/H/J/K "Maxim"	80-83	21-2988		
XJ650LH "Midnight Maxim"	1981	21-2988		
XJ650LJ/LK "Seca Turbo"	82-83	21-2988		
XJ650RJ "Seca"	1982	21-2988		
XVS650 XVS65A V-Star Classic	98-05	21-2985		
XVS650 XVS65A V-Star Custom	98-04	21-2985		
XVS650 XVS65A V-Star Silverado	03-05	21-2985		
FZ700T/TC	1987	21-2991		
XJ700N/NC/S/SC "Maxim"	85-86	21-2991		
XJ700X "Maxim X"	85-86	21-2991		
FZ700	1987	21-2991		
FZX700 Fazer	86-87	21-2991		
YZFR7	1999	21-2998		
FZ750	85-88	21-2991		
XJ750J/K "Maxim"	82-83	21-2988		
XJ750MK "Midnight Maxim"	1983	21-2988		
XJ750RH/RJ/RK "Seca"	81-83	21-2988		
XS750D/2D/E/F	77-79	21-2990		
XS750SE/SF "Special"	78-79	21-2990		
XS850	1981	21-2988		
XS850G/H	80-81	21-2990		
XS850LG/LH "Midnight Special"	80-81	21-2990		
XS850SG/SH "Special"	80-81	21-2990		
TDM850	92-93	21-2991		
XJ900RK "Seca"	1983	21-2988		
XV920RH/RJ (Euro) "Virago" (chain drive only)	81-82	21-2988		

EQUIPMENT &amp; TOOLS

HARD PARTS

CARB &amp; FUEL

IGNITION/ELECTRICAL

CONTROL

SUSPENSION

ACCESSORIES

MARINE

EQUIPMENT & TOOLS

YAMAHA® STREET APPLICATION			
APPLICATION	YEAR	K&L NO.	
Important Note: Does not fit XV920J/K & MK Virago shaft drive (82-83)			
FZR1000	89-95	21-2991	
FZS1000 FZ1	01-03	21-2998	
FZS1 FZ1	04-05	21-2998	
FZS10 FZ1	2009	21-2999	
GTS1000A	93-94	21-2985	
YZF-R1 YZFR1	02-04	21-2969	
YZF1000R YZFR1	98-01	21-2998	
YZF1000R	1997	21-2999	
FJ1100	84-85	21-2991	
XJ1100J "Maxim"	1982	21-2988	
XS1100	1981	21-2988	
XS1100E/F/G/H	78-81	21-2990	
XS1100LG/LH Midnight Special	80-81	21-2990	
XS1100SF/SG/SH "Special"	79-81	21-2990	
XVS1100 V-STAR 1100	1999	21-2997	
XVS11/XVS1100 V-STAR 1100 Classic	00-04	21-2997	
XVS11/XVS1100 V-STAR 1100 Custom	00-04	21-2997	
XVS11 V-STAR 1100 Silverado	00-04	21-2997	
FJ1200	86-93	21-2991	
XVZ12	1989	21-2991	
XV12	83-85	21-2988	
XVZ1200 Venture Royale	84-85	21-2988	
XVZ1200L/C Venture	1984	21-2988	
XVZ12D "Venture Royale"	84-85	21-2988	
XVZ12L/KC2 "Venture"	1984	21-2988	
XVZ12TDK "Venture Royale"	1983	21-2988	
XVZ12TK "Venture"	1983	21-2988	
VMX12 / VMX1200 V-Max	85-89	21-2991	
VMX1200 V-Max	2004	21-2991	
FJR1300	03-05	21-2969	
XVZ13	86-93	21-2991	
XVZ13 Venture Royal	1988	21-2991	
XVZ13 "Venture" "Venture Royale"	86-93	21-2991	
XVZ1300	1988	21-2991	
XVZ1300 Venture	87-88	21-2991	
XVZ1300 Venture Royale	86-93	21-2991	
XV13	1998	21-2985	
XVZ13	96-00	21-2985	
XVZ13 Royal Star	2000	21-2985	
XVZ1300 Royal Star	96-97	21-2985	
XVZ1300 XVZ13 Royal Star Boulevard	99-01	21-2985	
XVZ1300 XVZ13 Royal Star Midnight Venture	00-05	21-2985	
XVZ1300 Royal Star Standard	1998	21-2985	
XVZ1300 XVZ13 Royal Star Tour Classic	97-00	21-2985	
XVZ1300 XVZ13 Royal Star Tour Deluxe	97-01	21-2985	
XVZ1300 XVZ13 Royal Star Tour Deluxe	2005	21-2985	
XVZ1300 XVZ13 Royal Star Venture	99-00	21-2985	
XVZ1300 XVZ13 Royal Star Venture	02-05	21-2985	
XVZ1300 XVZ13 Venture	00-01	21-2985	
XV1600 Midnight Star	2001	21-2985	
XV1600 Road Star	99-03	21-2985	
XV1600 Road Star Limited Edition	2003	21-2985	
XV1600 Road Star Midnight	2003	21-2985	
XV1600 Road Star Midnight Star	2002	21-2985	
XV1600 Road Star Mm Limited	2000	21-2985	
XV1600 Road Star Silverado	99-03	21-2985	
VMX17 V-Max	09-10	21-2999	
XV17PC Road Star Warrior	02-04	21-2998	
XV17PC Road Star Midnight Warrior	2005	21-2998	
XV17 Road Star	04-05	21-2985	

HARD PARTS

CARB & FUEL

IGNITION/ELECTRICAL

CONTROL

SUSPENSION

ACCESSORIES

MARINE

YAMAHA® ATV APPLICATION			
APPLICATION	YEAR	K&L NO.	
YFM50R Raptor	06-08	21-2968	
YFM80 "Moto-4" "Badger"	85-88	21-2988	
YFM80 "Moto-4" "Badger"	92-01	21-2988	
YFM80WP/WR "Raptor 80"	02-03	21-2988	
YFM80G Grizzly	06-08	21-2968	
YFM80R Raptor	06-08	21-2968	
YFM100 Champ	87-91	21-2988	

YAMAHA® ATV APPLICATION			
APPLICATION	YEAR	K&L NO.	
YFA1 Breeze	89-03	21-2988	
YFM125G Grizzly	06-11	21-2968	
YFM200 Moto4	85-89	21-2988	
YTM200 "Tri-Moto"	83-85	21-2988	
YFM225 Moto4	86-88	21-2988	
YTM225 "Tri-Moto"	83-86	21-2988	
YFU1W/TW "Pro-Hauler"	1989	21-2988	
YFB250 Timberwolf	92-00	21-2988	
YFM250 Moto4	89-91	21-2988	
YFM250 Moto4	1998	21-2988	
YFM250XLC Bear Tracker	1999	21-2999	
YFM250X Bear Tracker	00-04	21-2966	
YFM350ER Moto4	87-90	21-2988	
YFM350ER Moto4	92-95	21-2988	
YFM350FW Big Bear	87-96	21-2988	
YFM350X Warrior	87-03	21-2988	
YFP350U "Terrapro"	1988	21-2988	
YFM35 Bruin	04-06	21-2999	
YFM35 Grizzly 350 /IRS	07-11	21-2999	
YFM350 Wolverine	1995	21-2985	
YFM350 Big Bear	96-99	21-2967	
YFM350 Wolverine	96-05	21-2967	
YFM400FW Kodiak	93-95	21-2988	
YFM400 YFM40 Big Bear	00-11	21-2999	
YFM400 Grizzly Realtree	2000	21-2999	
YFM4F Grizzly 400	07-08	21-2999	
YFM400 YFM4 Kodiak	00-06	21-2999	
YFM400FW Kodiak	96-98	21-2967	
YFM45F Grizzly	07-11	21-2999	
YFM450 YFM45 Kodiak 450 4WD	03-06	21-2999	
YXR45 Rhino 450 4WD	2006	21-2999	
YFZ450	04-05	21-2969	
YFM45FX Wolverine	06-10	21-2999	
YXR45F Rhino	07-09	21-2964	
YFM66 Grizzly 660	02-08	21-2999	
YXR660 YXR66 Rhino	04-06	21-2999	
YFM660R Raptor	01-04	21-2966	
YXR66F Rhino	2007	21-2964	

YAMAHA® DUALSPORT / OFFROAD APPLICATION			
APPLICATION	YEAR	K&L NO.	
BW200E Big Wheel	86-88	21-2988	
TW200 Trailway	87-00	21-2988	
TT225	1999	21-2988	
TT225 TT-R225	01-04	21-2988	
XT225 Serow	92-00	21-2988	
BW350 Big Wheel	87-88	21-2988	
XT600E	90-95	21-2988	

YAMAHA® SNOWMOBILE APPLICATION			
APPLICATION	YEAR	K&L NO.	
MM600 Mountain Max	01-02	21-2985	
SX600 SX600R	02-03	21-2985	
SXV60 Venom	04-06	21-2985	
VT600 Venture	01-04	21-2985	
VX700 Vmax	01-03	21-2985	
MM700 Mountain Max	01-03	21-2985	
SX700 SX700R	2001	21-2985	
SXV70 VIPER /SX Viper	02-06	21-2985	
VT700 VT70J Venture	01-04	21-2985	
VX700 Vmax	2001	21-2985	
RX10 RX-1	03-04	21-2997	

**MOTION PRO BATTERY BOOSTER CABLES**

Conveniently sized for bike-to-bike jump starts. 5' long with heavy-duty alligator clips for secure connection.



99-8951 Motion Pro Booster Cables

99-8951

### K&L UNIVERSAL STARTER RELAY (SOLENOID)

This starter relay includes components and instructions that allow modifications to fit most 12v applications. Sold as a kit.

21-2994 Universal Starter Relay



21-2994

### HR, VIBRATION & HR/TACHOMETERS

Displays can be read at all times & are powered by the spark plug lead.

22-2243 Hour Meter

22-2244 Vibration Meter

22-2245 Hour/Tach Meter



22-2243



22-2244



22-2245

### DAYTONA DIGITAL TACHOMETER

This compact size tachometer indicates up to 19,990 RPM. Universal to both 2 and 4 strokes, and single to 8 cylinders. It memorizes the highest RPM, and has a clock function.

Body Size: L 3"x W 1.4" x H .63. / Window Size: 1.3" x .6".

22-1244 Daytona Digital Tachometer



22-1244



### STARTER MOTOR & ALTERNATOR BRUSHES


Manufactured in the USA. Applications fit most Japanese starter motors and alternators. To order correct application, measure your brush with vernier calipers. Brushes must be soldered to complete installation.

P/N DIMENSIONS

21-2949 5mm x 10mm x 13mm, ea.

21-2951 6mm x 14mm x 12mm, ea.

21-2953 6.8mm x 11mm x 16.5mm, pr.



21-2949



21-2951

### CONTACT BREAKER POINTS

Daichi brand OEM replacements. Made in Japan. Sold each.

NOTE: CONTACT BREAKER POINT APPLICATION LISTED NEXT PAGE.

HONDA® X-REFERENCE		
K&L#	MFG	OEM #
20-1460	Honda	30202-041-015
20-1461	Honda	30202-107-004
20-1465 (RH)	Honda	30203-286-004 RH Side
20-1466 (LH)	Honda	30204-286-004 LH Side
20-1469 (RH)	Honda	30203-300-154 RH Side
20-1470 (LH)	Honda	30204-300-154 LH Side
KAWASAKI® X-REFERENCE		
K&L#	MFG	OEM #
20-5046 (LH)	Kawasaki	21008-027 LH Side 1&4
20-5047 (RH)	Kawasaki	21008-028 RH Side 2&3
YAMAHA® X-REFERENCE		
K&L#	MFG	OEM #
20-1460	Yamaha	207-81321-90-00



### CONTACT BREAKER POINTS

Daichi brand OEM replacements. Made in Japan. Sold each.

NOTE: CONTACT BREAKER POINT REFERENCE CHART LISTED AT PAGE 285.

HONDA® APPLICATION	YEAR	K&L NO.
ATC70	73-85	20-1460
XL70	74-76	20-1460
CL70/K1/K2/K3	69-73	20-1460
CT70-(K0) Trail 70	69-71	20-1460
CT70H/HK1 w/Hitachi ignition	70-73	20-1460
CT70K1-K4 Trail 70	72-75	20-1460
CT70 Trail 70 w/Hitachi ignition	76-82	20-1460
XL75	77-79	20-1460
XL80S	80-84	20-1460
ATC90 with ND Ignition	70-78	20-1461
CT90	68-79	20-1461
ST90 with ND ignition	73-75	20-1461
CB/CL100/K1/K2	70-72	20-1461
CL100S Scrambler	1973	20-1461
SL100/K1/K2/K3 Moto Sport	70-73	20-1461
XL100/K1	74-76	20-1461
CB125S	1978	20-1461
CB125S/S1/S2/S	73-76	20-1461
CL125S/S1 Scrambler	73-74	20-1461
CT125	1977	20-1461
SL125/K1/K2 Moto Sport	71-73	20-1461
TL125S with Toyo Ignition	1976	20-1481
XL125 with ND Ignition	74-78	20-1461
CB/CL175 with ND ignition	69-73	20-1461
SL175 with ND ignition	70-71	20-1461

EQUIPMENT & TOOLS

HONDA® APPLICATION	YEAR	K&L NO.
XL175 with ND Ignition	73-75	20-1461
XL175 with Toyo Ignition	76-78	20-1481
CB200 with ND ignition	74-76	20-1461
CL200 with ND ignition	1974	20-1461
XL250/K1/K2 Moto Sport with ND	72-76	20-1461
CB350G (2-cylinder)	1973	20-1465 (RH) 20-1466 (LH)

HARD PARTS

CB350K0/K1~K4 Super Sport	68-73	20-1465 (RH) 20-1466 (LH)
CL350K0/K1~K5 Scrambler	68-73	20-1465 (RH) 20-1466 (LH)
SL350/K1/K2 Moto Sport	70-72	20-1465 (RH) 20-1466 (LH)

CARB & FUEL

XL350 with ND Ignition	74-78	20-1461
CB360/G	1974	20-1465 (RH) 20-1466 (LH)
CB360T	75-76	20-1465 (RH) 20-1466 (LH)
CJ360T	76-77	20-1465 (RH) 20-1466 (LH)
CL360/K1 Scrambler	74-75	20-1465 (RH) 20-1466 (LH)
CB500/K1/K2	71-73	20-1469 (RH) 20-1470 (LH)

IGNITION/ELECTRICAL

CB550F Super Sport	75-77	20-1469 (RH) 20-1470 (LH)
CB550K/K1/K	74-78	20-1469 (RH) 20-1470 (LH)
CB750A Automatic	76-78	20-1469 (RH) 20-1470 (LH)
CB750F Super Sport	75-78	20-1469 (RH) 20-1470 (LH)
CB750K0/K1~K5/K	69-78	20-1469 (RH) 20-1470 (LH)

CONTROL

KAWASAKI® APPLICATION	YEAR	K&L NO.
KZ400B1/B2	78-79	20-5046
KZ400C1	1978	20-5046
KZ400H1 LTD	1979	20-5046
KZ440A1 LTD	1980	20-5046
KZ440B1	1980	20-5046
KZ440D1 LTD Belt	1980	20-5046
KZ550A1	1980	20-5046 (LH) 20-5047 (RH)

SUSPENSION

KZ650B1/B2/B2A/B3	77-79	20-5046 (LH) 20-5047 (RH)
KZ650C1/C2/C3 Custom	77-79	20-5046 (LH) 20-5047 (RH)
KZ650D1/D1A/D2 SR	78-79	20-5046 (LH) 20-5047 (RH)
KZ650E1 LTD	1980	20-5046 (LH) 20-5047 (RH)
KZ650F1	1980	20-5046 (LH) 20-5047 (RH)

ACCESSORIES

KZ750B3/B4 (2-cylinder)	78-79	20-5046
KZ750G1 LTD (2-cylinder)	1980	20-5046
Z1/A/B-900	73-75	20-5046 (LH) 20-5047 (RH)
KZ900A4/A5	76-77	20-5046 (LH) 20-5047 (RH)
KZ900B1 LTD	1976	20-5046 (LH) 20-5047 (RH)

MARINE

KZ1000A1/A2/A2A	77-78	20-5046 (LH) 20-5047 (RH)
KZ1000B1/B2/B3 LTD	77-79	20-5046 (LH) 20-5047 (RH)
KZ1000C1/C1A/C2	78-79	20-5046 (LH) 20-5047 (RH)
KZ1000D1 Z1R	1978	20-5046 (LH) 20-5047 (RH)

YAMAHA® APPLICATION	YEAR	K&L NO.
RD60/A/B	73-75	20-1460
GT1/GT80/A/B/C/E/F	73-79	20-1460
HT1/HT1B-90	70-71	20-1460
LT2/LT3-100 Enduro	72-73	20-1460
AT2/AT3-125	72-73	20-1460
CT1/1B/1C-175 Enduro	69-71	20-1460
CT2/CT3-175 Enduro	72-73	20-1460

## CONDENSERS

OEM replacements. Made in Japan. Sold each.

HONDA®	YEAR
20-1477 30250-041-005	
CT70-(K0) Trail 70	69-71
CT70 Trail 70 w/ Hitachi	76-82
CT70H/HK1 w/ Hitachi	70-73
CT70K1~K4 Trail 70	72-75
XL70	74-76
XL75	77-79
XL80S	80-84
20-1471 30280-371-000	
GL1000 Goldwing	75-79
GL1000L Goldwing LTD	1976
20-1473 30250-300-154	
CB500/K1/K2	71-73
CB550F Super Sport	75-77
CB550K/K1	74-78
CB750A Automatic	76-78
CB750K0/K1~K5/K	69-78
CB750F Super Sport	75-78
20-1475 30280-292-672	
CB350G-(2-cylinder)	1973
CB350K0/K1~K4-(2-cylinder)	68-73
CL350K0/K1~K5 Scrambler	68-73
SL350/K1/K2 Moto Sport	69-73
CB450K Super Sport	65-74
CL450K1~K6 Scrambler	68-74
CB500T	75-76



20-1471



20-1473



20-1475



20-1477

### CDI TYPE CONDENSERS

OEM replacements. **Made in Japan.** Sold each.

HONDA®	YEAR
20-1537 31700-MEN-A31 CRF450R	2009
20-1538 31700-MEN-A41 CRF250R CRF450R	10-12
20-1539 31700-HP1-003 TRX450R	04-05
20-1540 31700-HP1-841 TRX450R	06-09
KAWASAKI®	YEAR
20-1542 21013-0001 KX250	11-12
KX450	09-12
KTM®	YEAR
20-1546 77111035000 250SX-F	2011
SUZUKI®	YEAR
20-1545 33640-28H00 RM-Z450 RM-Z250	08-12
10-12	
YAMAHA®	YEAR
20-1541 33D-81965-00-00 YZ450F	10-12



### TIMING LIGHT & ANALOG METER

K&L has all the tools you need for checking those oldies but goodies that we all get from time to time, here's just a couple!

35-6894 Timing Light

35-9565 Multimeter



**K&L**  
**K&L Supply Co.**

1981 FALL CATALOG  
M/C PARTS SPECIALISTS  
114 METTHER STREET • WHITE CLIFF, CALIFORNIA 94991



EQUIPMENT & TOOLS

HARD PARTS

CARB & FUEL

IGNITION/ELECTRICAL

CONTROL

SUSPENSION

ACCESSORIES

MARINE

## K&L TUNE UP KITS, POINTS & CONDENSERS

Spark up an old engine with these OEM supplier sourced Tune Up Kits. Includes contact points and condenser only. **Made in Japan.**

**NOTE: NO SPARK PLUGS ARE INCLUDED IN THE KIT.**

### K&L TUNE UP KITS APPLICATIONS

HONDA® STREET APPLICATION	YEAR	TUNE-UP KIT	POINTS EACH	CONDENSER EACH
CL70/K1/K2/K3	69-73	20-6801	20-1460	20-1477
CB/CL100/K1/K2	70-72	20-6802	20-1461	————
CL100S Scrambler	1973	20-6802	20-1461	————
CB125S/S1/S2/S	73-76	20-6802	20-1461	————
CB125S	1978	20-6802	20-1461	————
CL125S/S1 Scrambler	73-74	20-6802	20-1461	————
CB/CL175 with ND ignition	69-73	————	20-1461	————
CB200 with ND ignition	74-76	————	20-1461	————
CL200 with ND ignition	1974	————	20-1461	————
CB350G-(2-cylinder)	1973	20-6805	20-1466-(LH)	20-1475
		————	20-1465-(RH)	————
CB350K-(2-cylinder)	68-73	20-6805	20-1466-(LH)	20-1475
		————	20-1465-(RH)	————
CB350F/F1-(4-cylinder)	72-74	20-6810	————	————
CL350K Scrambler	68-73	20-6805	20-1466-(LH)	20-1475
		————	20-1465-(RH)	————
SL350/K1/K2 Moto Sport	69-73	20-6805	20-1466-(LH)	20-1475
		————	20-1465-(RH)	————
XL350	74-78	20-6813	20-1461	————
CB360/G	1974	20-6806	20-1466-(LH)	————
		————	20-1465-(RH)	————
CB360T	75-76	20-6806	20-1466-(LH)	————
		————	20-1465-(RH)	————
CJ360T	76-77	20-6806	20-1466-(LH)	————
CL360/K1	74-75	20-6806	20-1466-(LH)	————
		————	20-1465-(RH)	————
CB400F Super Sport	75-77	20-6810	————	————
CB450/500 Twins	65-76	20-6807	20-1468-(LH)	20-1475
		————	20-1467-(RH)	————
CB550F/K	74-78	20-6808	20-1470-(LH)	20-1473
		————	20-1469-(RH)	————
CB750A Automatic	76-78	20-6808	20-1470-(LH)	20-1473
		————	20-1469-(RH)	————
CB750K0	69-70	20-6808	20-1470-(LH)	20-1473
		————	20-1469-(RH)	————
CB750K1~K5/K	70-78	20-6808	20-1470-(LH)	20-1473
		————	20-1469-(RH)	————
CB750F Super Sport	75-78	20-6808	20-1470-(LH)	20-1473
		————	20-1469-(RH)	————
GL1000 Goldwing	75-79	20-6811	20-1468-(LH)	20-1471
		————	20-1467-(RH)	————
HONDA® ATV APPLICATION	YEAR	TUNE-UP KIT	POINTS EACH	CONDENSER EACH
ATC70/K1	73-74	20-6801	20-1460	20-1477
ATC70	78-85	20-6801	20-1460	20-1477
ATC90 with ND ignition	70-78	20-6812	20-1461	————
ATC90 with Toyo Ignition	76-78	————	20-1481	————
ATC110	79-80	————	20-1461	————
ATC110 with Toyo Ignition	79-80	————	20-1481	————
HONDA® DUALSPORT/OFFROAD APPLICATION	YEAR	TUNE-UP KIT	POINTS EACH	CONDENSER EACH
Z50A(AK0)AK1~AK6	68-75	20-6801	20-1460	20-1477
Z50A	76-78	20-6801	20-1460	20-1477
Z50R	79-81	20-6801	20-1460	20-1477
Z50R	82-87	20-6801	20-1460	20-1477
Z50RD	1986	20-6801	20-1460	20-1477
CT70-(K0) Trail 70	69-71	20-6801	20-1460	20-1477
CT70 Hitachi ignition	76-82	20-6801	20-1460	20-1477
CT70 with Hitachi ignition	70-73	20-6801	20-1460	20-1477

HONDA® DUALSPORT/OFFROAD APPLICATION	YEAR	TUNE-UP KIT	POINTS EACH	CONDENSER EACH
CT70K1~K4 Trail 70	72-75	20-6801	20-1460	20-1477
SL70/K1 Moto Sport	71-73	20-6801	20-1460	20-1477
XL70	74-76	20-6801	20-1460	20-1477
XL75	77-79	20-6801	20-1460	20-1477
XR75	73-76	20-6801	20-1460	20-1477
XR75	77-78	————	20-1460	————
XL80S	80-84	20-6801	20-1460	20-1477
XR80	79-84	————	20-1460	————
CT90	68-79	20-6812	20-1461	————
CT90 with Toyo Ignition	76-79	————	20-1481	————
ST90 with ND ignition	73-75	20-6812	20-1461	————
SL100/ Moto Sport	70-73	20-6802	20-1461	————
XL100/K1	74-75	20-6802	20-1461	————
XL100	1976	20-6802	20-1461	————
XL100 with Toyo Ignition	76-78	————	20-1481	————
XR100	81-84	————	20-1460	————
CB125S with Toyo Ignition	76-80	————	20-1481	————
CT125	1977	————	20-1461	————
CT125 with Toyo Ignition	1977	————	20-1481	————
SL125/K1/K2 Moto Sport	71-73	20-6802	20-1461	————
TL125 Trials	73-76	————	20-1461	————
TL125S with Toyo Ignition	1976	————	20-1481	————
XL125	74-78	————	20-1461	————
XL125 with Toyo Ignition	76-78	————	20-1481	————
SL175 with ND ignition	70-71	————	20-1461	————
XL175	73-75	————	20-1461	————
XL175 with Toyo Ignition	76-78	————	20-1481	————
CB200T with Toyo Ignition	1976	————	20-1481	————
TL250 Trials	75-76	————	20-1461	————
TL250 with Toyo Ignition	1976	————	20-1481	————
XL250/K1/K2 Moto Sport	72-76	20-6813	20-1461	————
XL250 with Toyo Ignition	1976	————	20-1481	————
XL350	74-78	20-6813	20-1461	————
XL350 with Toyo Ignition	76-78	————	20-1481	————

KAWASAKI® STREET APPLICATION	YEAR	TUNE-UP KIT	POINTS EACH	CONDENSER EACH
G3SS-90 Bushmaster	69-70	20-6861	————	————
G3SSA/B/C/D-90	71-74	20-6861	————	————
G3TR-90 Bushmaster	69-70	20-6861	————	————
MC1/MC1A/MC1B-90	73-75	20-6861	————	————
G3SSE-100	1975	20-6861	————	————
G3TRA-100	1971	20-6861	————	————
G4TR-100 Trail Boss	70-71	20-6861	————	————
G4TRB/G4TRC-100	72-73	20-6861	————	————
G4TRD/G4TRE-100	74-75	20-6861	————	————
G5/A/B/C-100	72-75	20-6861	————	————
KH100B7/B8	76-77	20-6861	————	————
S1A/S1B/S1C-250	73-75	20-6852	————	————
KH250A5 (two-strk triple)	1976	20-6852	————	————
KZ305A1/A2 CSR	81-82	20-6865	————	————
KZ305B1 LTD	1982	20-6865	————	————
S2/S2A-350 (two-strk triple)	72-73	20-6852	————	————
KZ400A1/A2 Deluxe	77-78	20-6860	————	————
KZ400B1/B2	78-79	20-6864	20-5046	————
KZ400C1	1978	20-6864	20-5046	————
KZ400/D/D3/D4	74-77	20-6860	————	————
KZ400H1 LTD	1979	20-6864	20-5046	————
KZ400S/S2/S3	75-77	20-6860	————	————
S3/S3A-400 (two-strk triple)	74-75	20-6852	————	————
KZ440A1 LTD	1980	20-6864	20-5046	————

EQUIPMENT &amp; TOOLS

HARD PARTS

CARB &amp; FUEL

IGNITION/ELECTRICAL

CONTROL

SUSPENSION

ACCESSORIES

MARINE

<b>KAWASAKI® STREET APPLICATION</b>				
APPLICATION	YEAR	TUNE-UP KIT	POINTS EACH	CONDENSER EACH
KZ440B1	1980	20-6864	20-5046	—
KZ440D1 LTD Belt	1980	20-6864	20-5046	—
KZ550A1	1980	20-6862	20-5046-(LH) 20-5047-(RH)	20-1499
KZ650B1/B2/B2A/B3	77-79	20-6862	20-5046-(LH) 20-5047-(RH)	20-1499
KZ650C1/C2/C3 Custom	77-79	20-6862	20-5046-(LH) 20-5047-(RH)	20-1499
KZ650D1/D2 SR	78-79	20-6862	20-5046-(LH) 20-5047-(RH)	20-1499
KZ650E1 LTD	1980	20-6862	20-5046-(LH) 20-5047-(RH)	20-1499
KZ650F1	1980	20-6862	20-5046-(LH) 20-5047-(RH)	20-1499
KZ750B1/B2 2-cylinder	76-77	20-6860	—	—
KZ750B3/B4 2-cylinder	78-79	20-6863	20-5046	—
KZ750G1 LTD 2-cylinder	1980	20-6863	20-5046	—
KZ900A4/A5	76-77	20-6851	20-5046-(LH) 20-5047-(RH)	20-1501
KZ900B1 LTD	1976	20-6851	20-5046-(LH) 20-5047-(RH)	20-1501
Z-1/A/B-900	73-75	20-6851	20-5046-(LH) 20-5047-(RH)	20-1501
KZ1000A1/A2	77-78	20-6851	20-5046-(LH) 20-5047-(RH)	20-1501
KZ1000B1/B2/B3 LTD	77-79	20-6851	20-5046-(LH) 20-5047-(RH)	20-1501
KZ1000C1/C1A/C2 Police	78-79	20-6851	20-5046-(LH) 20-5047-(RH)	20-1501
KZ1000D1 Z1R	1978	20-6851	20-5046-(LH) 20-5047-(RH)	20-1501
<b>KAWASAKI® DUALSPORT/OFFROAD APPLICATION</b>				
APPLICATION	YEAR	TUNE-UP KIT	POINTS EACH	CONDENSER EACH
KD80/A2	75-76	20-6861	—	—
KD80M1/M2/M3/M4	80-83	20-6861	—	—
KD80M5/M6/M7/M8	84-88	20-6861	—	—
MC1/MC1A/MC1B-90	73-75	20-6861	—	—
MC1M/MC1M-90 (offroad)	74-75	20-6861	—	—
G3TR-90 Bushmaster	69-70	20-6861	—	—
G3TRA-100	1971	20-6861	—	—
G4TR/G4TRA-100 Trail Boss	70-71	20-6861	—	—
G4TRB-100	1972	20-6861	—	—
G4TRC-100	1973	20-6861	—	—
G4TRD/G4TRE-100	74-75	20-6861	—	—
G5/A/B/C-100	72-75	20-6861	—	—
KD100M1/M2/M3/M4	76-79	20-6861	—	—
KE100A5~A10	76-81	20-6861	—	—
KE100B1~B14	82-95	20-6861	—	—
KM100A1~A7	76-81	20-6861	—	—
KV100A7	1976	20-6861	—	—
KD125/A2/A3/A4/A5	75-79	20-6861	—	—
KE125A3~A8	76-81	20-6861	—	—
KE125A9/A10 (A10-Canada only)	82-83	20-6861	—	—
KS125/A	74-75	20-6861	—	—

<b>SUZUKI® STREET APPLICATION</b>				
APPLICATION	YEAR	TUNE-UP KIT	POINTS EACH	CONDENSER EACH
GS550B with ND ignition	1977	20-6886	—	—
GS550B/C/N with KOK ignition	77-79	20-6887	—	—
GS550EC/EN/LN	77-79	20-6887	—	—
GS750B with KOK ignition	1977	20-6887	—	—
GS750B/C/N with ND ignition	77-79	20-6886	—	—
GS750EC/EN/LN	78-79	20-6886	—	—

<b>SUZUKI® STREET APPLICATION</b>				
APPLICATION	YEAR	TUNE-UP KIT	POINTS EACH	CONDENSER EACH
GS850GN	1979	20-6886	—	—
GS1000C/EC/NEN/LN/SN	78-79	20-6886	—	—

<b>YAMAHA® STREET APPLICATION</b>				
APPLICATION	YEAR	TUNE-UP KIT	POINTS EACH	CONDENSER EACH
RD60/A/B	73-75	20-6829	20-1460	—
HT1-90/HT1B-90	70-71	20-6829	20-1460	—
RD250/A/B	73-75	20-6825	—	—
R5-350	70-72	20-6844	—	—
RD350/A/B	73-75	20-6825	—	—
RD400C/D/E	76-78	20-6842	—	—
TX500/A	73-74	20-6822	—	—
XS500B/C/D/E	75-78	20-6822	—	—
XT500C/D/E/F	76-79	20-6841	—	—
XS1/XS1B/XS2-650	70-72	20-6821	20-5021**	20-1492
TX650/A	73-74	20-6821	20-5021**	20-1492
XS650B/C/D/E/F/2F	75-79	20-6821	20-5021**	20-1492
XS650SE/SF	78-79	20-6821	20-5021**	20-1492
TX750/A	73-74	—	20-5021**	—

**\*\*20-5021 POINTS ARE LEFT AND RIGHT FOR THESE MODELS**

<b>YAMAHA® DUALSPORT/OFFROAD APPLICATION</b>				
APPLICATION	YEAR	TUNE-UP KIT	POINTS EACH	CONDENSER EACH
JT1/JT1L-60 Mini Enduro	1971	20-6829	20-1460	—
JT2/JT2MX-60	1972	20-6829	20-1460	—
GT1-80	1973	20-6829	20-1460	—
GT80/A/B/C	73-76	20-6829	20-1460	—
GT80E/F	78-79	20-6829	20-1460	—
HT1-90	1970	20-6829	20-1460	—
HT1B-90	1971	—	20-1460	—
HT1B-MX90	1971	—	20-1460	—
LT2/LT3-100 Enduro	72-73	—	20-1460	—
LT2M/LTMX-100	72-73	—	20-1460	—
MX100A/B	74-75	20-6829	20-1460	—
AT1M/AT1MB/AT1C-MX125	69-71	20-6829	20-1460	—
AT2/AT3-125	72-73	—	20-1460	—
MX125A/B	74-75	20-6829	20-1460	—
CT1/CT1B/CT1C-175 Enduro	69-71	20-6829	20-1460	—
CT2/CT3-175 Enduro	72-73	—	20-1460	—
DT1-250 Enduro	1968	20-6824	20-1503	—
DT1B/DT1C-250 Enduro	69-70	20-6824	20-1503	—
DT1S-250 Enduro	1969	20-6824	20-1503	—
DT1E-250 Enduro	1971	20-6824	20-1503	—
DT1C-MX250/DT1MX-250	70-71	20-6824	20-1503	—
DT2/DT3-250	72-73	20-6824	20-1503	—
DT250A/B/C/D/E	74-78	—	20-1503	—
RT1-360 Enduro	70-73	20-6824	20-1503	—
RT1MX/RT1B-MX360	70-71	20-6824	20-1503	—
TT500C/D/E/F/G/H	76-81	20-6841	—	—
XT500C/D/E/F	76-79	20-6841	—	—



EQUIPMENT &amp; TOOLS

HARD PARTS

CARB &amp; FUEL

IGNITION/ELECTRICAL

CONTROL

SUSPENSION

ACCESSORIES

MARINE



## IGNITION SWITCHES

Designed as OEM replacements. Available in two styles for some applications: One with a round key for additional theft protection and one with standard type flat key. Two keys included with each switch. Sold each.

HONDA®	YEAR
<b>21-8220 FLAT KEY SWITCH (OEM) CBR/VF SWITCH</b>	
VF500F "Interceptor"	84-86
CBR600F "Hurricane"	87-90
VF700C "Magna"	84-86
VF750C/S "Magna" & "Sabre"	82-83
VF750F "Interceptor"	83-84
CBR1000F "Hurricane"	87-88
CB1000C "Custom"	1983
VF1000F "Interceptor"	1984
VF1100C "Magna"	1983

<b>21-3816 FLAT KEY CBR600F2/F3</b>	
CBR600F2 "Hurricane"	91-94
CBR600F3 "Hurricane"	95-97

<b>21-3828 CBR900RR FLAT KEY SWITCH</b>	
CBR900RR "Hurricane"	93-97

<b>21-1057 FLAT KEY 5-PRONG BASE WITH ACCESSORY POSITION</b>	
CB400F "Super Sport"	76-77
CB550K/F "Super Sport"	77-78
CB650/C "Custom"	79-82
CB750A/K/L	77-79
CB750C "Custom"/F "Super Sport"	79-82
CB750SC "Nighthawk"	82-83
CB900C "Custom"/F "Super Sport"	80-82
CBX-1000	79-80
GL1000 "Gold Wing"	76-77

<b>21-1058 Flat Key 6-prong base with accessory position</b>	
GL1000 "Gold Wing"	78-79
GL1100 "Gold Wing"	80-81
CBX-1000	81-82

<b>21-1220 Flat Key with round end plug. All CB/CL175/350/450/750</b>	
<b>21-1221 Flat Key with square end plug. All CB500/550/750</b>	
<b>21-1056 HONDA CB/CL/CA/SL IGNITION SWITCH</b>	
CA175 Touring	175-69
CB175 Super Sport	69-72
CB350 Super Sport	68-71
CB450 Super Sport	69-71
CB750 Four	70-71
CL175 Scrambler	69-72
CL350 Scrambler	68-71
CL450 Scrambler	67-71
SL350 Motosport	70-71
VF500F "Interceptor"	84-86

KAWASAKI®	YEAR
<b>21-5251 FLAT KEY "NINJA" / "GPZ" SWITCH</b>	
EX250F2/F3/F4 "Ninja 250R"	88-90
EX250F6/F7/F8 "Ninja 250R"	92-94
EX500A1/A2/A3/A4/A5/A6/A7	87-93
KZ550A3/A4/C3/C4 LTD	82-83
KZ550F1/F2 "Spectre" & LTD	83-84
KZ550M1 LTD	1983
ZX550A1/A2 GPz	84-85
ZX600A1~A3/C1~C6 "Ninja 600"	85-93
ZX600B1 "Ninja" 600 RX	1987
KZ650H1/H2/H3 CSR	81-83
KZ700A1	1984
KZ750E1/E2/E3/L3	80-83
KZ750F1 LTD	1983
KZ750H1/H2/H3/H4 LTD	80-83
KZ750M1 CSR Twin	1982
KZ750N1/N2 "Spectre"	82-83
KZ750R1 "GPz"	1982

KAWASAKI®	YEAR
ZX750A1/A2/A3 "GPz"	83-85
ZX750E1/E2 "GPz-Turbo"	84-85
ZX750F1/F2/F3/F4 "Ninja" 750R	87-90
ZX900A1/A2/A3 "Ninja"	84-86
KZ1000E1/E2 Shaft ST	79-80
KZ1000P "Police"	82-05
KZ1000R2 (Eddie Lawson) "Replica"	1983
KZ1100A3 (Shaft)	1983
KZ1100B2 "GPz"	1982
KZ1100D2 "Spectre"	1983
KZ1100L1 LTD	1983
ZX1100A1/A2 "GPz"	83-84

<b>21-5249 FLAT KEY ZX6R</b>	
ZX600F1/F2/F3 (Ninja ZX6R)	95-97
ZX900B1/B2/B3/B4 (Ninja ZX9R)	94-97

<b>21-5248 27005-1169/1179</b>	
ZX600E ZX-6	93-97
ZX750L ZX-7	93-95
ZX750M ZX-7R	93-94

<b>21-1518 FLAT KEY EARLY KZ900/1000 SWITCH</b> (Fits both four and six prong plug connectors)	
KZ650B/C/D	77-79
KZ650E1/F1	1980
KZ750B1/B2/B3/B4 (2 cylinder)	76-79
KZ750G1 LTD (2 cylinder)	1980
Z1/A/B-900	73-75
KZ900A4/A5	76-77
KZ900B1 LTD	1976
KZ1000A1/A2	77-78
KZ1000A3/A3A/A4 MK II	79-80
KZ1000B1/B2/B3/B4 LTD	77-80
KZ1000C1/C1A/C2/C3/C4 "Police"	78-81
KZ1000D1 ZIR	1978
KZ1000D3 ZIR	1980

SUZUKI®	YEAR
<b>21-3826 FLAT KEY SWITCH (OEM) GSXR/GSF</b>	
GZ250	99-09
GSF600S "Bandit"	96-03
GSX-R600V/W/X/Y	97-00
GSX600F "Katana"	98-06
GSX750F "Katana"	98-06
GSX-R750W P/R/S	93-95
GSX-R750T/V/W/X	96-99
TL1000S	97-01
TL1000R	98-03
GSF1200 "Bandit"	97-05

<b>21-8211 FLAT KEY SWITCH (OEM)</b>	
GSF400M/N/P "Bandit"	91-93
GS500EK-EW	89-96
GSX600FJ-FV "Katana"	88-97
GSX-R600WN/WP	92-93
RF600RR/RS/RT	94-96
GSX750FK-FV "Katana"	89-97
GSXR-750J/K/L/M/N	88-92
GSX-R750WP	1993
VX800L/M/N/P	90-93
RF900RR/ RS/ RT/ RV	94-97
RF900RZS	1995
GSX1100GM/GN/GP (Shaft)	91-93
GSXR-1100K/L/M/N	89-92
GSXR1100WP/MR	93-94

<b>21-1237 FLAT KEY SWITCH (OEM)</b>	
GS450ET/EX/EZ	80-82
GS450LT /LX/LZ/LD	80-83
GS450ST/SX	80-81
GS450TX/TZ/TXZ/TXD	81-83
GS550B/C/EC/N/EN/ET	77-80
GS550LN/LT/LX/LZ	79-82

GS550TX	1981
GS550MZ Katana	1982
GS650EX/EZ	81-82
GS650GX/GZ/GD	81-83
GS650GLX/GLZ/GLD	81-83
GS650MD Katana	1983
GS750C/EC/N/EN	78-79
GS750LN/LT/LX	80-81
GS850GLT/GLX/GLZ/GLD	80-83
GS1000LN/SN	1979
GS1000GLT/GLX	80-81
GS1100EZ/ED	82-83
GS1100GLZ/GLD	82-83
GS1100LT	1980

**YAMAHA® YEAR**

<b>21-5209 FLAT KEY SWITCH (OEM)</b>	
SR250G/H/J "Exciter"	80-82
SR250TH "Exciter II"	80-82
SRX250T/TC	1987
XS400H "Special II"	1981
XS400SH/SJ "Heritage Special"	81-82
XS400RJ/RK "Seca"	82-83
XV500K "Virago"	1983
XJ550H/J/K "Maxim"	81-83
XJ550RH/RJ/RK "Seca"	81-83
FJ600L/LC/N/NC	84-85
FZ600S/SC/T/TC/U/UC	86-88
FZR600W/WC/AC	89-90
FZR600RA/RAC/RB/RBC/RD/RDC	90-92
FZR600RE/REC/RF/RFC/RG/RGC	93-95
FZR600RH/RHC/RJ/RJC	96-97
XJ600SD/SDC/SE/SEC "Seca II"	92-93
XJ650G/H/J/K "Maxim"	80-83
XJ650LH "Midnight Maxim"	1981
XJ650RJ "Seca"	1982
XS650H "Special II"	1981
XS650SH "Special"	1981
XS650SJ/SK "Heritage Special II"	82-83
FZ700T/TC	1987
FZ750N/S/SC	85-86
FZ750U/UC	1988
FZR750RT/RU	87-88
XJ750K "Maxim"	1983
XJ750MK "Midnight Maxim"	1983
XS750SE/SF	78-79
XV750H/J/K "Virago"	82-83
XV750MK "Midnight Virago"	1983
XS850LH/SH "Special"	1981
XJ900RK "Seca"	1983
XV920RH/RJ (Euro) "Virago" (CHAIN DRIVE ONLY)	81-82
<b>IMPORTANT NOTE: DOES NOT FIT XV920J/K &amp; MK VIRAGO (SHAFT DRIVE) (82-83)</b>	
FZR1000T/TC/U/UC	87-88
FZR1000W/WC/A/AC/B/BC	89-91
FZR1000D/DC/E/EC	92-93
FJ1100L/LC/N/NC	84-85
FJ1200S/SC/T/TC	86-87
FJ1200W~AEC (ABS)	89-93

**PROBULATOR LEAD SET**

- Enter connector housings without damage to connector or cable
- Establish sure electrical contacts within connectors
- Accepts standard 4mm Ø banana plugs
- Coated brass scoop-points resist corrosion, 2 pairs per set

**35-2556** Probulator Lead Set



**tecMATE**



**SWITCH BASE REPAIR KIT**

Includes a switch base and cover. Fits OEM and K&L 6 pin ignition switches. **(21-1058)** Sold each.

**21-1239** Main Switch Base Repair: Honda 35101-431-037



**UNIVERSAL IGNITION SWITCH**

Comes in die cast housing with two keys. Switch has three positions for operating. Sold each.

**21-5210** Universal Ignition



**UNIVERSAL ON-OFF SWITCH**

Universal type switch has three positions: top and bottom are on, center is off. Can also be used as an on-off headlight switch for ATV and off road applications. **Made in Japan.**

**21-1219** Universal on-off switch



EQUIPMENT & TOOLS

HARD PARTS

CARB & FUEL

IGNITION/ELECTRICAL

CONTROL

SUSPENSION

ACCESSORIES

MARINE

EQUIPMENT & TOOLS

### IN-TANK FUEL PUMP SUB ASSEMBLY

Here is a better alternative to replacing an entire fuel pump. Includes pump only, no strainer or cover. Sold each.

**18-5925** Fuel Pump sub-assembly



#### HONDA® APPLICATION

CBR600F	01-06
CBR600F4	01-03
CB900F	02-07
CBR900RR	00-03
CBR1100XX	99-06
CB1000C Custom	1983

HARD PARTS

### UNIVERSAL FUEL PUMP POINT SWITCH KIT

New from K&L, kit includes one set of fuel pump point switches. This set is not available through dealerships, and allows **repair** rather than replacement of costly OEM fuel pumps. Sold each.

**18-4615** Universal Fuel Pump Point Switch Kit

#### HONDA® APPLICATION


CBR600	87-98
VT600	88-98
VT750	97-03
CBR900RR	92-95
CBR1000F	87-91

#### KAWASAKI® APPLICATION

ZX1000	88-90
VN1500D Classic	96-97
VN1500E Classic	98-99
VN1500G Tourer	98-99
ZX600 ZX-6R	95-01
ZX600E	93-01
ZX750 ZX-7, 7R	91-02
ZX900 ZX-9, 9R	94-03

#### YAMAHA® APPLICATION

YZF-R6	99-02
FZR1000	87-95
FZS1000 Fazer	01-05
YZF-R1	98-01
FJ1200	88-92



CARB & FUEL

IGNITION/ELECTRICAL

CONTROL

### FUEL PUMP RELAY (SOLENOID)

Direct replacement for OEM fuel pump relay. No modifications required. Sold each and available for the following applications:

#### HONDA® ATV

<b>18-8785</b>	38580-HP5-601
TRX420FA	2008-2014
TRX420FE	2007-2013
TRX420FM	2007-2013
TRX420FPA	2009-2014
TRX420FPE	2009-2013
TRX420FPM	2009-2013
TRX420TE	2008-2013
TRX420TM	2007-2013
TRX500FE	2012-2013
TRX500FM	2012-2013
TRX500FPE	2012-2013
TRX500FPM	2012-2013
TRX680FA	2008-2018
TRX680FGA	2008-2009
TRX700XX	2008-2009

18-8785



SUSPENSION

ACCESSORIES

MARINE

#### HONDA® ATV

<b>18-8785</b>	38580-HP5-601
CRF450L	2019
CRF450X	2019

### 480 MULTIMETER

AutoRanging Multimeter with 43 test ranges. 600V AC/DC, 10A Max current, 40M resistance. Tests Diodes, audible continuity signal.

**35-9013** 480 Multimeter



### TURN SIGNAL FLASHER UNITS (RELAY)

Designed to replace OEM Honda, Kawasaki and Suzuki models. Can also be used in universal applications. Sold each.

**NOTE: FOR OFF-ROAD USE ONLY. NOT D.O.T. APPROVED.**

<b>21-6554</b>	12V/23W	Round Honda	(2-Prong) OEM 38310-415-671
<b>21-4854</b>	6V/8W	Round Kawasaki	OEM 27002-010/013
<b>21-4341</b>	12V/23W	Square Kawasaki	OEM 27002-1053
<b>21-4341</b>	12V/23W	Square Suzuki	OEM 38610-31310
<b>21-4342</b>	12V/10W	Round Kawasaki	OEM 27002-011
<b>21-5762</b>	12V	Square (small)	Universal applications
<b>21-6570</b>	12V/23W	Round Honda	OEM 38310-415-671 (3-Prong)



21-4341



21-4342



21-4854



21-6570



21-5762



21-6554

HONDA® APPLICATION	YEAR	HONDA® APPLICATION	YEAR
<b>21-6570 12V/23W ROUND OEM</b>		CB750L	1979
<b>38301-415-671 (3-PRONG)</b>		CB900C	80-82
MB5	1982	CB900F	81-82
NU50/M	82-83	CBX-1000	79-82
NX50M	81-82	GL1000 "Goldwing"	1979
C70	82-83	GL1100 GL1100I/A	80-82
NH80MD	1983		
CM200T	81-82	<b>KAWASAKI® APPLICATION YEAR</b>	
XL200R	1983	<b>21-4854 6V/8W ROUND KAWASAKI</b>	
CM250C	82-83	<b>OEM 27002-010/013</b>	
XL250R	82-83	AR50 AR80	1982
CB400T/T1/T2/ Hawk	79-81	MC1A/B	74-75
CM400A/C/E/T All	79-81	G5B/C	74-75
CB450SC/T NightHawk	82-83	KE100A5~B9 Dual-Sport	76-01
CM450A/C/E	82-83	KM100A1~A7 Off-Road	76-81
CX500 CX500C/D/TC/	79-82	KV100A7 Off-Road	1976
FT500	82-83	KE125A3~A10 Dual-Sport	76-83
GL500 GL500I Silver Wing	81-82	KS125 KS125A Dual-Sport	74-75
XL500R	1982	GT4TR GT4TRA~E "Trail Boss"	70-75
CB650 CB650C/SC	79-81	F6 F6A/B Dual-Sport	71-73
Nighthawk		F7 F7A~D Dual-Sport	71-75
CX650 "Turbo"	1983	F11 F11A/B Dual-Sport	73-75
GL650 GL650I Silver	1983		
Wing		<b>21-4341 12V/23W SQUARE</b>	
CB750C/SC Nighthawk	80-83	<b>OEM 27002-1053</b>	
CB750F	77-82	BN125A4~A9F	01-09
CB750K	79-82	"Eliminator"	

KMX125A12~A14	99-01	KZ1000-B1~B4/K1/K2	77-82
EL250B1~E4 "Eliminator"	88-94	"LTD"	
KLR250D2~D22	85-05	KZ1000-C1~C4/P1~P9	78-90
EX250E1/E2/F2~F8	86-94	"Police 1000"	
"Ninja 250"		KZ1000-E1/E2 "Shaft"	79-80
EN450A1~A6 "Ltd 454"	85-90	KZ1000-D1/D3 "Z1R"	78-80
EN500A1~A7	90-96	KZ1100-B1/B2 "GPz"	81-82
KZ550F2	1984	KZ1100-L1 "LTD Shaft"	1983
ZR550B3/B4 Zephyr	92-93	KZ1100-A1~A3 "Shaft"	81-83
KL600A1/B1/B2	84-86	KZ1100-D1/D2 "Spectre"	82-83
KLR650A1~A7F	87-07	KZ1300-A1~A4/B2	79-82
KLX650C1~C4	93-96		
KL650B2/B3 "Tengai 650"	90-91		
ZR750C1~C3 "Zephyr 750"	91-93		
ZX900B1~B4 "Ninja ZX 9R"	94-97		
VN1500A10~13/C3/C4 "Vulcan 1500"	96-99		
VN1500A1~A9 "Vulcan 88"	87-95		
VN1500B1~B3 "Vulcan 88 SE"	87-89		
<b>21-4342 12V/10W ROUND OEM 27002-011</b>		<b>SUZUKI® APPLICATION YEAR</b>	
KZ200-A1/A1A/A2	78-79	<b>21-4341 12V/23W SQUARE OEM 38610-31310</b>	
KH250	1976	XN85D	1983
KZ250-D1/D2/L1 "CSR" "CSR Belt"	80-82	GN125	91-95
KZ250-W1 "Ltd Belt"	1983	GN125Z	1983
S1-A/B/C 250 "Mach I"	73-75	SP200	86-88
KZ305-A1/A2 "CSR"	81-82	GN250	82-88
KZ305-B2/B3 "LTD"	1982	GS250T	80-81
EX305-B1 "GPz"	1983	GS300L	82-85
S2/S2-A 350 "Mach II"	72-73	DR350SET	90-94
KH400 KH400A1~All	74-79	GSF400 "Bandit"	91-92
S3/S-A 400 "Mach II"	74-75	GS425E/L	1979
KZ440-B1/B2/G1	80-82	GS450E	80-83
KZ440-A1~A4 "LTD"	80-83	GS450GA	82-85
KZ440-D1~D5 "LTD Belt"	80-83	GS450L "Cruiser"	80-88
KH500-A8	1976	GS450ST/SX "Sport"	80-82
H1 H1-C/D/E/F 500 "MarchIII"	69-75	GS450T/TX	81-83
H2 H2-B/C/500 "MarchIV"	72-75	GS500E	89-92
KZ550-A1~A4	80-83	GS550E	77-79, 83
KZ550-C1~C4 "LTD"	80-83	GS550 EF/ES/ES3/ESE/ESF/ESG	79-80, 83, 85-86
KZ550-D1/H1/H2 "GPz"	81-83	GS550L	83, 85-86
KZ550-M1/F1	1983	GS550M	1982
KZ650-B1~B3/F1	77-80	GS550T	1981
KZ650-H1~H3 "CSR"	81-83	SP600	1985
KZ650-C1~C3 "Custom"	77-79	GSX600F "Katana"	88-92
KZ650-E1 "LTD"	1980	DR650SM	90-91
KZ650-D1/D1A/D2 "SR"	78-79	GS650E	81-82
KZ700-A1	1984	GS650G/GL	81-83
KZ750-B1~B4/E1~E3/L3/K2	76-84	GS650M	1983
KZ750-M1 "CSR Twin"	1982	LS650F/P "Savage"	86-88, 95
KZ750-H1~H4 "LTD"	80-83	GS700E/ES	1985
KZ750-R1 "GPz"	1982	GV700GL "Madura"	1985
KZ750-K1 "LTD Belt"	1983	VS700GLEF/EP/F/P "Intruder"	89-87
KZ750-G1 "LTD II"	1980	GS750B/C/EC/EN/N	77-79
KZ750-F1 "LTD Shaft"	1983	GS750ES	1983
KZ750-N1~N2 "Spectre"	82-83	GS750T	82-83
KZ900-A1/A5	76-77	GSX 600F "Katana"	88-92
KZ900-B1 "LTD"	1976	GSX 750F "Katana"	89-92
KZ1000-A1~A4/J1~J3	77-83	GSX-R750G/H	86-87
KZ1000-G1 "Classic"	1980	GSX-R750L	88-90
KZ1000-M1/M2	81-82	GSX-R750N	91-92
KZ1000-R1-2 "Eddie Lawson Replica"	82-83	GSX-R750R	86-87
		VS750FLPM	88-91
		VX800	90-92
		GS850G	1979
		GS1000C/EC/EN/N	78-79
		GS1000L/S	1979
		GSX1100F "Katana"	88-93
		GSX1100G	91-93
		GSX-R1100	86-92
		VS1400 "Intruder"	87-92

**EMGO - HONDA MX KILL/ENGINE STOP SWITCH**OEM direct replacement of stock switch assembly: 35130-MEN-A71  
13 - 14 CRF450R**21-6834** Emgo Honda MX Kill/Engine Stop S**NEW****EMGO - HONDA MX MODE CHANGE BUTTON**OEM direct replacement of stock switch assembly: 35300-MEN-B11  
15 - 17 CRF250R  
15 - 16 CRF450R**21-6839** Emgo MX Mode Change Button**NEW****EMGO - KAWASAKI MX LAUNCH MODE BUTTON**OEM direct replacement of stock switch assembly: 27010-0812  
13 - 19 KX250F  
12-18 KX450F**21-6840** Emgo Kawasaki MX Launch Mode Button**NEW**

EQUIPMENT & TOOLS  
HARD PARTS  
CARB & FUEL  
IGNITION/ELECTRICAL  
CONTROL  
SUSPENSION  
ACCESSORIES  
MARINE

### REPLACEMENT KILL SWITCHES

All kill switches listed are normally open and provide a connection to ground when operated. Direct plug-in into stock wiring harness. Sold each.

HONDA®	
<b>21-1224</b> (two wire plug-in) 35130-KT0-670, 35130-KZ3-860	
CR60R	83-84
CR80R	80-85
CR85R RB	03-04
CR125	79-85
XR200 XR200R	80-88
CR250R	80-97
XR250 XR250R	80-92
XR350R	83-85
CR450	1981
CR480	82-83
CR500R	84-85
XR500 XR500R	80-84
XR600R	85-87

KAWASAKI®	
<b>21-6707</b> (two wire plug-in) 27010-1350, 27010-1161	
KX60	85-03
KDX80	84-88
KX80 KX80 "Big Wheel"	84-90
KDX125	84-02
KDX200	84-06
KDX220	97-05
KDX250	84, 91-94
KLX250	94-96
KX250	84-02
KXT250 "Tecate"	1985
KLX300	97-07
KX500	84-04
KLX650	93-96



21-1224



21-6707

SUZUKI®	
<b>21-6708</b> (2 wire plug-in) 37820-14X50, 37820-27C00	
JR50	00-06
RM50	78-90
RM60	79-83
DS80	96-00
JR80	01-04
RM80	77-85, 96-01
RM80S	86-95
RM85	02-08
RM85L	03-08
RM100	76-81
RM125	75-80, 86-88
RM125M	89-91
RM125S	92-95
RM250	76-79, 86-88
RM250N	89-92
RM250S	93-95
RMX250T	89-96
RMX250W	97-98
RM400	78-79

YAMAHA®	
<b>21-6706</b> (2 wire plug-in) 23X-83976-00-00, 22W-83976-00-00	
YZ60J	1982
IT175J/K	82-83
YZ80 All	86-01
YZ85 "Race Kart"	02-03
YZ85P/R/S	02-04
YZ100D~K	77-83
YZ125L1/N/T/U/W/A	84-90
YZ125 "Race Kart"	02-03
TT125RM/RMC	2000
TTR125LM/LP	00,02
TTR125 TTR125L	00-04
YZ125	77-04
IT200L/N/S	84-86
WR200	1992
TT225S/T	86-87
IT250H/J/K	81-83
YZ250 "Motocross"	84-90
WR250	91-97, 01
YZ250	77-11
TY350N/S/T "Trials"	85-86
YZ400F "Motocross"	98-99
WR400FK~FM	98-01
YZ400/F	77-79
WR426F	2001
YZ426FM FN	00-01
IT465	81-82
YZ426G/H	80-81
IT490K/L	83-84
YZ490 YZ490 "Motocross"	82-90
WR500ZD/ZE	92-93
TT600K/L/N/S	83-86




21-6708



21-6706


### BRAKE LIGHT SWITCHES

HONDA®		HONDA®	
<b>21-1235</b> Front Brake Switch 35340-MM5-600 (or) 35340-MA5-671		NT700V NT700VA	2010
CB50R	2004	VF700C/F/S	84-87
NHX110	2004	VFR700F/F2	86-88
CB125TT	1990	VT700C	84-87
PCX125	2011	CB750 CB750C/F/K/SC	81-83
SH150I	2010	RVF750R RC45	1994
CRF230L/M	08-09	VF750C	83-84, 88, 94-03
CN250	85-09	VF750CD/C2	95-00
NX250	88-90	VF750F	83-84
PS250	05-06	VF750S	82-83
CMX250C All	85-87,96-97,99-09	VFR750F	86, 90-97
NSS250 NSS250A	01-07	VFR750R RC30	1990
NSS250AS NSS250S	04-07	VT750 All	98-10
VTR250	88-90	PC800	89-90, 94-98
XR250L	91-96	VFR800 VFR800A	02-09
XL350	84-85	VFR800FI	98-01
CB400F/T	81, 89-90	VT800C	1988
CM400A/C/T	1981	CB900	81-82, 02-07
CB450SC/T	83-86	CBR900	93-03
CM450A/C	82-83	CBX-1000	81-82
CMX450C	86-87	CB1000 CB1000C	1984, 94-95
FT500	82-83	CBR1000F	87-96
GB500	89-90	RVT1000R	00-06
GL500 GL500I	81-82	VF1000F/R	85-87
CX500C/D/TC	81-82	VTR1000F	98-05
VF500C/F	84-86	CB1100F	1983
VT500C/FT	83-86	CBR1100XX	97-03
CB550SC	1983	GL1100 GL1100A/I	82-83
CB600F	04,06	ST1100 ST1100A/P	91-02
CBR600F CBR600F2~3	87-06	VF1100C/S	83-86
CBR600RR	03-06	VT1100C/C2/C3/D2/T	85-07
CBR600SE	1998	GL1200 GL1200A/I/L	84-87
CBR600SJR	1996	VFR1200F	2010
FSC600 FSC600A/D	02-10	ST1300 ST1300A/P/PA	03-10
VT600C VT600CD/CD2	88-07	VT1300C All	2010
XL600R/V	83-90	VTX1300C/R/S/T	03-09
CB650 CB650C/SC	81-85	GL1500	91-03
GL650 GL650I	1983	VXT1800	02-08
NT650	88-91		
NX650	88-89		
CX650C/T	1983		
XR650L	93-09		
CB700SC	84-86		
NSA700A	2009		



21-1235

HONDA®		HONDA®	
<b>21-1234</b> Rear Brake Switch 35350-KJ9-405		CB400	76-81
XL75	77-79	CM400	79-81
XL80S	80-83	CB450SC/T	82-86
XL100 XL100S	76-83	CM450A/C/E	82-83
CB125S	76-82	CB500T	1976
CT125	1977	CB550F/K	1976
MT125	1976	CB750A/F/K	1976
XL125 XL125S	76-80	GL1000 GL1000LTD	76-79
XL175	76-78		
CM185T	78-79		
XL185S	79-80		
CB200T	1976		
CM200T	80-82		
CM250C	82-83		
MT250	1976		
XL250S	78-80		
CB360T	1976		
CJ360T	76-77		



21-1234

**KAWASAKI®**

<b>21-1238</b> Front Brake Switch 27010-1170	
AN110-C6/C7/D2/D3	00-02
AN112-D2/D3	03-04
KMX125-A12~14	99-01
EL250 "Eliminator"	88-94
KL250-D8~D22	91-05
KSF250-A14~18 "Mojave"	00-04
EX250 "Ninja 250R"	86-12
KL250G4~8 "Super Sherpa"	00-04
KLF300B11-17 "Bayou"	98-04
KLF300C10~17 "Bayou4x4"	98-05
KEF300A6 "Lakota 300"	2000
KEF300B1~3 "Lakota 300"	01-03
KLF400-B6 "Bayou 400 4X4"	98-99
ER500A3/A4/C1/C2	99-02
EX500A1~A7	87-93
EX500D1~D12 "Ninja 500R"	94-05
EN500A1~A7 "Vulcan 500"	90-96
EN500C1~C10 "VulcanLTD"	96-05
ZR550B1~B4 "Zephyr"	90-93
ZL600A1/A2 Eliminator	86-87
ZL600B2/B3 Eliminator	96-97
ZX600 ZX600R/RX Ninja	85-97
ZX-6 ZX-6R ZX-6RR Ninja	90-04
ZX636B1/B2 "Ninja ZX-6R"	03-04
KL650A1~A19	87-05
KLX650C1~C4	93-96
KVF650A1/A2 "Prairie 4X4"	02-03
KVF650B1/B2 "PrairieAdv"	02-03
KL650B2/B3 "Tengai"	90-91
EJ650A2/A3	00-02
KSV700A1/A2/B1/B2	04-05
ZX750F1~F4 "Ninja 750R"	87-90
ZX750 "Ninja ZX-7"	89-95
ZX750 "Ninja ZX-7R"	91-03
ZX750 "Ninja ZX-7RR"	96-97
VN750A7~A21 "Vulcan"	91-05
ZR750C1~C3 "Zephyr"	91-93
ZR750-F2 "ZR-7"	2000
VN800A1~11/C1~2 "Vulcan"	95-05
VN800B1~B10 "Vulcan Classic"	96-05
ZL900A1~2 "Eliminator"	85-86
ZX900A1~A3 "Ninja"	84-86
ZX900 "Ninja ZX-9R"	94-03
ZG1000A "Concours"	86-08
ZX1000R ZX-10 "Ninja"	86-90
ZX1000RC1 ZX-10R Ninja	2004
KZ1000P "Police 1000"	91-05
ZL1000A1 "Eliminator"	1987
ZX1100E/F "GPZ 1100"	95-97
ZX1100 ZX-11 "Ninja"	90-01
ZR1100A "Zephyr"	92-95
ZR1100C3~C4 ZRX1100	99-00
ZX1200 ZX-R "Ninja"	00-04
ZG1200A "Voyager XII"	1986
ZR1200A "ZRX1200R"	01-03
ZX1200C "ZZR1200"	02-03
VN1500 "Vulcan 88 /SE"	87-95
VN1500 "Vulcan1500 All"	96-05
VN1600 "Vulcan Classic"	03-05
VN2000 "Vulcan 2000"	2004



21-1238

**SUZUKI®**

<b>21-1238</b> Front Brake Switch 57460-17C00	
DR125SE	94-96
GN125E	91-96
DR200SE	96-05
DR250S	90-95
GZ250	99-07
LT-F250	02-06
LT-Z250	04-08
DR350S	90-99
DR-Z400	00-04
GSF400 Bandit	91-93
LT-A400 LT-A400F/C	02-07
LT-F400 LT-F400F	02-07
LT-Z400 LT-Z400Z	03-07
GS500E	01-02
GS500E	89-00
LT-A50 LT-A500F	02-03
LT-F50 LT-F500F	98-03
GSF600S	96-03
GSX600F Katana	88-03
GSX-R600	92-03
RF600RT RF600R	94-96
AN650 Burgman	03-05
DR650S	90-05
LS650F Savage	86-88, 1995
LS650P	86-88, 95-04
SV650 SV650A/S/SA	99-07
GSX750F Katana	89-03
GSX-R750	88-03
VS750G Intruder	88-91
VL800 VL800T/Z	01-05
VS800G Intruder	92-05
VX800	90-94
VZ800 Marauder	97-03
RF900RV	94-97
DL1000 V-Strom	02-06
GSX-R1000 GSX-R1	01-04
SV1000S	03-05
TL1000R/S	97-03
GSX1100F Katana	88-93
GSX-R1100	89-98
GSF1200 GSF1200S	97-05
GSX1300R Hayabusa	99-03
VS1400GLPS/GLP	87-03
VL1500 Intruder LC	98-04



21-1238

**SUZUKI®**

<b>21-1240</b> Front Brake Switch 57460-49300	
GS250T	80-81
GN400T/TX/XT/XX	80-82
GS425L	1979
GS450 ALL	80-82
GS550	79-86
GS650(MODEL X/Z)	81-83
GV700E/ES/GL	1985
GS750E/ES/L/S/T	79-83
GS850G/GL	80-83
GS1000E/G/GL/L/S	79-82
GS1100	80-83
GV1200GLF/F2/G	85-86



21-1240

**YAMAHA®**

<b>21-0921</b> Rear Brake Switch 1J7-82530-00-00 1J7-82530-20-00	
LB50PE/F	78-79
LB802AC/D/E	76-78
LB80IHC	1976
XS2-D	1977
XS650SE/SF/SG	78-80
XS750 XS750D/2D/E	77-78
XJ1100J	1982
XS1100E	78-81



21-0921



21-1222

**UNIVERSAL®**

**21-1222** Frame mounted rear brake switch

**NEUTRAL SWITCHES**

Replacement for Stock Switch. **Made in Japan.** Sold each.



21-3379



21-3380



21-3394



21-3395



21-3396

**HONDA®**

<b>21-3379</b> Ref# 35600-MAW-601	
VT600 "Shadow"	89-07
XL600V "Transalp"	89-90
NT650	89-91
VT750C "Shadow"	98-10
NT700	2010
<b>21-3380</b> Ref# 35600-KE8-003	
ATC250ES/SX	1985
TRX250	1985
VTR250	88-90
VF500F	84-86
CB600F	04-06
CBR600F2/F3/RR	91-06
NX650	1989
RVF750R	1994
VFR700F/F2	86-87
VF750C "Magna"	94-03
VFR750R/F	86-97
VFR800	98-09
CBR900F/RE/RR	93-07
RVT1000R RC51	00-06
VTR1000 "Superhawk"	98-05
CBR1100XX	97-03
ST1100 ST1100A/P	91-03
VT1100 "Shado" w	85-07
VTX1300C	03-09
VTX1800C	02-08
<b>21-3395</b> Ref# 35600-MK4-860	
GB500	89-90
XR650L	93-09
ST1300	03-11
<b>21-3382</b> Ref# 35600-425-023	
VT600C	1988
NT650	1988
VT700C	84-87
CB750 C/F/K /SC	79-83
PC800	89-98
VT800C	1988
CB900 C/F	80-82
CB1100F	1983
<b>21-3394</b> Ref# 35600-MM5-003	
CBR600F	89-90
CBR1000F	87-96
CBX	79-82
GL1500	88-00
GL1800	01-10
<b>21-3396</b> Ref# 35600-HA0-003	
ATC250	86-87
TRX250 E/T	92-11
TRX300	88-09
TRX350 F/T	00-06
TRX400EX	99-09
TRX450ER	06-09
TRX700XX	08-09
CBR1000RR	04-07
VFR1200	2010

EQUIPMENT & TOOLS

HARD PARTS

CARB & FUEL

IGNITION/ELECTRICAL

CONTROL

SUSPENSION

ACCESSORIES

MARINE

## RADIATOR FAN (THERMO) SWITCHES

Designed for Stock Replacement use. **Made in Japan.** Sold each.



21-7346

21-7347

21-7348

21-7350

HONDA®		KAWASAKI®	
<b>21-7351</b> Ref# 37760-MT2-003		ZX1200 ZX-12R	02-06
CRF250X	04-07	ZX1200 ZZR1200	02-05
NSS250	01-07	<b>21-7348</b> Ref# 27010-1202	
CB600F	04-06	KLF400B "Bayou"	93-99
CBR600	91-06	KVF400 "Prarie"	97-02
VT600 "Shadow"	91-07	ZX600 ZX6	90-02
VFR700F	86-87	ZX600 ZZR600	03-05
VF750C "Magna"	94-03	KVF650 "Brute Force"	05-10
VFR750 "Interceptor"	86-97	KVF650 "Prarie"	02-03
VT750C "Shadow"	98-09	KSV700 KFX700	04-09
PC800	89-98	KVF700 "Prarie"	04-06
CBR900RR	93-01	KVF750 "Brute Force"	05-07
CB1000	94-95	ZX750 ZX-7/7R/7RR	89-03
CBR1000F	87-96	VN800 "Vulcan"	95-05
RVT1000R	00-01	ZX900 ZX-9R	94-97
VTR1000	98-05	ZG1000 "Concours"	86-06
CBR1100XX	97-00	ZX1000 ZX10	88-90
ST1100P	2003	ZX1100 ZX-11	90-01
VT1100C "Shadow"	98-07	<b>SUZUKI®</b>	
VTX1300	03-09	<b>21-7347</b> Ref# 17680-50F10	
GL1500G "Goldwing"	88-00	AN400 "Burgman"	03-09
GL1500C "Valkyrie"	97-03	AN650 "Burgman"	03-09
VTX1800	02-08	DL650 "V-Strom"	04-11
		SV650	03-08
<b>21-7346</b> Ref# 37760-MB9-000		<b>21-7349</b> Ref# 17680-50F70	
GL1000 "GoldWing"	75-79	LT-Z400	03-08
GL1100 "GoldWing"	80-83	LT-A500F	00-07
GL1200 "GoldWing"	84-87	LT-F500F	98-07
<b>KAWASAKI®</b>			
<b>21-7347</b> Ref# 27010-1443			
EX250 "Ninja"	08-12		
KLX250S	09-12		
ZX600 ZX-6RR	03-04		
ZX636 ZX-6R	03-04		
KLR650	08-11		
KVF650 "Brute Force"	11-12		
ZR750 Z750S	05-06		
ZR1000 Z1000	03-06		

## AIR TEMP SENSOR

Designed for Stock Replacement use. **Made in Japan.** Sold each.

SUZUKI®	
<b>21-1478</b> Ref# 13650-61B00	
GSXR600	01-05
AN650 "Burgman"	03-11
GSXR750	96-05
GSXR1000/Z	01-06
SV1000/S	03-07
TL1000R	98-03
TL1000S	97-01
GSX1300R "Hayabusa"	99-07



21-1478

## WATER TEMPERATURE SENDING UNITS

Direct Replacement for Stock Applications. **Made in Japan.** Sold each.

HONDA®		SUZUKI®	
<b>21-3410</b> Ref#37750-KV3-951		VFR750 "Interceptor"	90-97
RVF750R	1994	PC800	89-90
CBR900RR	98-99	PC800	94-98
VTR1000F	01-05	CBR900RR	93-97
		CBR1000	87-96
<b>21-3411</b> Ref#37750-MAZ-003		ST1100	91-03
TRX450ER	06-14	VT1100	85-07
TRX450R	04-09	GL1500 "Goldwing"	88-00
TRX500FA	01-14	<b>21-3432</b> Ref# 37750-611-154	
TRX500FGA	04-08	CX500	78-82
TRX500FPA	09-14	GL500	81-81
TRX650FA	03-05	CX650	1983
TRX650FGA	04-05	GL650	1983
		GL1000	75-79
<b>21-3412</b> Ref#37870-RZA-007		GL1100	80-83
TRX500FE/EM/FPI	12-13	GL1200	84-87
<b>21-3428</b> Ref# 37750-PC1-004			
CBR600F	87-90	<b>SUZUKI®</b>	
CBR600F2	91-94	<b>21-3450</b> Ref# 34850-50A00	
CBR600F3	95-98	RF600	94-96
VT600	88-00	GSX-R750	93-95
XL600	89-90	VS800	92-00
NT650 "Hawk"	88-91	RF900	94-97
VF750C "Magna"	94-03	GSX-R1100	93-98



21-3432

## OIL PRESSURE SWITCH

Replacement for Stock Switch. **Made in Japan.** Sold each.

HONDA®		SUZUKI®	
<b>21-1463</b> Ref# 37240-P13-013			
CB400A/T/TI/TII	78-81		
CM400A/C/E/T	79-81		
CX500 CX500C/D	78-81		
GL500 GL500I	1981		
CB550F/K	76-78		
CB650 CB650C/SC	79-82		
NSA700A	2009		
CB750A	76-78		
CB750C "Custom"	94-03		
CB750F/K	76-82		
CB750L	1979		
CB750SC	82-83		
CB900C	80-82		
CB900F	81-82		
		<b>21-1463</b>	
		<b>HONDA®</b>	
		CB900F	02-07
		CB900RE/RR	00-03
		CBR1000RR	04-08
		VF1000F "Interceptor"	1984
		CBR1000RR-R	
		"Repsol-Edition"	05-07
		CBX	79-82
		GL1000 GL1000Ltd	76-79
		VF1000R	85-86
		CBR1100XX	01-03
		GL1100 GL1100I	80-81



21-1463

## TETHER LINE ON-OFF SWITCH

Deadman type Switch with mounting bracket. Comes complete with wire & rubber cover to keep dirt and water out.

**21-8445** Tether Line On-Off Switch



21-8445

## TURN SIGNAL STEMS

Stock style replacements, Sold each.

HONDA®		
<b>23-6581</b>	33490-MK3-000	33490-MB1-003
CB550	1983	
CX650C	1983	
VF700C	85-86	
VT700C	84-85	
VF750C	1982	
VT750C	1983	
CB1000C	1983	
VF1100C	83-86	
VT1100C	85-86	
23-4746 33690-KR3-672		
CMX250C	85-87	
CMX250CD	1986	
CMX450C	86-87	



## OEM STYLE REPLACEMENT TURN SIGNALS

Designed as OEM replacements. Sold Each.

HONDA®		
<b>23-0341</b>	Front	CB650SC/CB1000C
<b>23-0161</b>	Rear	CB650SC/CB1000C
YAMAHA®		
<b>23-0165</b>	F/R	XJ550/XJ650 Maxim



23-0161 & 23-0341

## MINI STALK MARKER LIGHTS

Customize the look of almost any dual sport/offroad motorcycle with these mini stalk turn signals. Sold in pairs. Replacement bulb sold box/10. **NOTE: FOR OFFROAD USE ONLY. NOT D.O.T. APPROVED.**

DESCRIPTION	SHORT STALK I	SHORT STALK II	BULB BOX/10
Black/Amber (single filament)	<b>23-5589</b>		
Black/Amber (dual filament)		<b>23-7963</b>	<b>23-7905</b>



SHORT STALK I



SHORT STALK II

## FLUSH MOUNT MARKER LIGHTS

**NOTE: FOR OFFROAD USE ONLY. NOT D.O.T. APPROVED.**

DESCRIPTION	SIGNAL	BULB(BOX/10)
Black/Amber (single filament, pair)	<b>23-8918</b>	<b>23-7943</b>
Black/Amber (dual filament)		<b>23-7905</b>
Black/Clear (single filament)	<b>23-7971</b>	<b>23-7915</b>
Black/Clear (dual filament)	<b>23-7969</b>	<b>23-7916</b>



## ALUMINUM MARKER LIGHTS

Aluminum marker lights. Sold in pairs. **NOTE: NOT D.O.T. APPROVED.**

DESCRIPTION	SIGNAL	BULB (BOX/10)
Amber (single filament)	<b>23-7946</b>	<b>23-7943</b>
Amber (dual filament)	<b>23-7954</b>	<b>23-7905</b>
Smoke (single filament)	<b>23-7952</b>	<b>23-7943</b>
Smoke (dual filament)	<b>23-7956</b>	<b>23-7905</b>
Clear (single filament)	<b>23-7953</b>	<b>23-7915</b>
Clear (dual filament)	<b>23-7957</b>	<b>23-7916</b>



## REPLACEMENT BULBS for MARKER LIGHTS

Bulbs sold are clear and amber as indicated after part number. Sold box/10.

- 23-7943** Flush mount & Aluminum-12V-23W single filament (clear)
- 23-7905** Flush mount, Aluminum & Mini Stalk-12V dual filament (clear)
- 23-7915** Flush mount, Aluminum & Mini Stalk-12V single filament (amber)
- 23-7916** Flush mount & Aluminum-12V dual filament (amber)



## DOT TURN SIGNALS - BLACK

Sold in pairs. Universal and custom applications. Dual filament bulbs.

Dimensions: 3-1/4" length.

Lens: 2-3/8"x1-3/8".

Mounting stem: 1.25"x10cm.



**23-7909** Dot Turn Signals

## RETRO YAMAHA TAILLIGHT

Complete chrome reproduction OE taillight assembly. This vintage style taillight fits many early applications. It's a great addition to many classic restorations.

**REPLACES OE:**

Taillight Assembly: 306-84710-60-00

Taillight Bracket: 341-84751-61-93, 1E6-84551-61-35, 437-84551-61-20, 444-84751-60-20

**23-5150** Taillight Assembly

**23-5190** Taillight Bracket (Only)



23-5150

EQUIPMENT & TOOLS

HARD PARTS

CARB & FUEL

IGNITION/ELECTRICAL

CONTROL

SUSPENSION

ACCESSORIES

MARINE



EQUIPMENT & TOOLS

### KAWASAKI INSTRUMENT COVERS

Chrome covers designed to "dress up" instruments with a custom look. Kawasaki early model KZ650/750/900/1000. Sold pairs. (Speedo/Tach)

- 22-2739 Meter Top Covers
- 22-2740 Meter Base Covers



22-2739



22-2740

HARD PARTS

### EMGO HEADLIGHT UNITS FOR KAWASAKI

Similar to OEM Kawasaki unit. Complete units includes shell, rim & retainer. **(HEADLIGHT & WIRING NOT INCLUDED)**

- 24-8029 Black shell (body) with chrome headlight rim/retainer
- 24-8030 Chrome shell (body) with chrome headlight rim/retainer

### EMGO HEADLIGHT UNITS

Universal . Units include shell, rim & retainer, and headlight.

- 24-2917 Chrome with H4 Bulb
- 24-3218 Black/Chrome with H4 Bulb
- 23-7902 Replacement H4 bulb for 12V 60/55W P-43T
- 23-7944 12V 45/45W Universal Replacement bulb



24-8029



24-2917



24-3218

CARB & FUEL

IGNITION/ELECTRICAL

CONTROL

SUSPENSION

ACCESSORIES

MARINE

### BATES STYLE 5-3/4" HEADLAMP

Front mounted position. H4, 12v 60/55w.

- 24-3311 Satin Black
- 24-3310 Chrome

24-3311



24-3310



### 7" HEADLIGHT W/DUAL 10MM SIDE MOUNTS

Comes complete with H4 bulb and connector. Chrome

- 24-3224 7" Headlight w/ Dual 10mm Side Mounts

24-3224



### HEADLIGHT RIM/ RETAINER

Rim/Retainer Assembly comes with hardware.

- |                               |       |                   |       |
|-------------------------------|-------|-------------------|-------|
| 24-2484 Rim/Retainer Assembly |       |                   |       |
| KH500A6                       | 1976  |                   |       |
| KZ550A/C                      | 80-83 |                   |       |
| KZ650B/C/D/E/F/H              | 77-83 |                   |       |
| KZ750B1~B4/G1 (2 cyl)         | 77-80 |                   |       |
| KZ750E/H                      | 80-83 | KZ900A4 & KZ900B1 | 1976  |
| KZ750M1 CSR                   | 1982  | LTD               |       |
| Z1/A/B-900                    | 73-75 | KZ1000A/B/C/E/G   | 77-80 |
|                               |       | KZ1000J/K/M       | 81-83 |
|                               |       | KZ1100A1/A2 Shaft | 81-82 |



### HEADLIGHT ASSEMBLY FOR HONDA MOPED

Designed as OEM replacement. Includes headlight bulb. Sold each.

- |                 |                        |
|-----------------|------------------------|
| 23-8104         | 33120-147-671 - 6 volt |
| NA50 Express II | 79-81                  |
| NC50 Express    | 77-83                  |
| PA50I/II Moped  | 78-83                  |



### REPLACEMENT H4 HEADLAMPS

**(NON DOT APPROVED).**

- 24-3303 5-3/4" Headlight Beam Flat
- 24-3216 7" Headlight Beam Flat
- 24-3304 5-3/4" Headlight Beam Standard
- 24-3220 7" Headlight Beam Standard



### CHROME HEADLIGHT BRACKETS

Universal applications. Sold in pairs.

- 24-4007 Chrome Headlight Brackets
- 24-4012 Black Headlight Brackets



24-4007

24-4012

### HEAVY DUTY LIGHT BRACKET

Classic style brackets. Fits 35mm-41mm fork tubes. Sold in pairs.

- 24-4020 Polished Aluminum
- 24-4022 Black



**QUARTZ HALOGEN H-4 BULBS** Sold each.

23-3431	12V 35/35W	P-43T
23-7902	12V 60/55W	P-43T
23-7903	12V 100/55W	P-43T
23-7907	12V 130/90W	P-43T

**H4 CONNECTOR LEAD**

34-6925 H4 halogen bulb replacement connector

**H8/H11 HEADLIGHT HARNESS**

34-6956 Sold in pairs

**QUARTZ HALOGEN H-7 BULBS** Sold each.

23-7904 12V 55W PX26D  
**Honda:** CBR929RR (00-01), RVT1000R (2000), CBR1100XX (97-02), GL1800  
**Suzuki:** GSX-R750 (00-04), GSX1300R Hayabusa (99-04) RH side



H-4 BASE P43T

H-7 BASE PX26D

**HEADLIGHT BULBS** Sold in pk/10.

23-8183	6V 25/25W universal
23-8201	12V 25/25W universal
23-7944	12V 45/45W universal

**TAIL LIGHT BULBS DUAL FILAMENT**

Available in 12 volt only. Sold in box of 10.

23-7900 12V 32/3CP Tail light bulb



23-7944

23-8183

23-8201

**TAIL LIGHT BULBS-SINGLE FILAMENT** Sold in pk/10.

23-7899	1156 6V bulb - Clear
23-7911	1156 12V bulb - Clear
23-7913	1156 12V bulb - Amber

**TAIL LIGHT BULBS-DUAL FILAMENT** Sold in pk/10.

23-7922	1157 6V bulb - Clear
23-7923	1157 12V bulb - Clear
23-7926	1157 12V bulb - Amber



23-7899

23-7913

23-7922

23-7926

**MOTION PRO RUBBER TAILPLATE WITH TAILLIGHT ASSEMBLY**

D.O.T. and CHP approved for use in all 50 states. Lens assembly is molded from tough Lexan™. For enduro or off road use.

23-8277 Rubber Tailplate & Taillight

**NIKKO MOTORCYCLE HORNS**

Designed specifically for motorcycle applications. **Made in Japan.**

**NIKKO HORNS**

21-0644	SF-100C-12V	Single, chrome 12V/3 amp. 110 db.
21-0645	SFD100C-12V	Dual, chrome 12V/3 amp. 110 db.
21-0669	CF0640-6V	Single, black 6V/3 amp. 105 db.
21-0670	CF0640-12V	Single, black 12V/2.5 amp. 105 db.
21-0616	GF-4AG-00	Single, 12V/1.5 amp-dual sport bikes Yamaha OEM 4AG-83371-00-00



21-0644



21-0670



21-0616

**EMGO HORN**

21-0646 KS-729B/C Single, black 12V 2.5 amp



21-0646

**PLUG-IN BLADE FUSES**

For most late model motorcycles.

**ATC PLUG-IN BLADE FUSES**


20-5247	20 Pc. Assortment, 5 each of 10, 15, 20, and 30 amp.		
20-5242	10 amp (25 pcs)	20-5244	20 amp (25 pcs)
20-5243	15 amp (25 pcs)	20-5246	30 amp (25 pcs)



ATC BLADE FUSE

**ATM MINI PLUG-IN BLADE FUSES**

20-5252	20 Pc. Assortment, 5 each of 10, 15, 20, and 30 amp.		
20-5423	10 amp (25 pcs)	20-5425	20 amp (25 pcs)
20-5424	15 amp (25 pcs)	20-5426	30 amp (25 pcs)



ATM MINI BLADE FUSE

**OPEN BARREL TYPE CRIMPER**

This economical crimper works on open barrel terminals from 14 to 24 gauge. Crimps both B and F series

35-1870 Open Barrel Type Crimper



35-1870

## MEMOBIKE 6050 SCAN TOOL

The MemoBike 6050 Scan Tool is the ultimate Diagnostic Scan Tool for Motorcycles, Dirt Bikes, Scooters, ATV's and UTVs. With OEM-level coverage of 50 major Brands, 2000+ models and over 10,000 systems, this is the perfect tool for any shop.

### KEY FEATURES:

- Handheld design with large 3.5" high def. display
- Easy to maneuver 9 key control pad
- Rechargeable internal battery
- Easy, fast connection to the vehicle with optional OEM level cables
- Software installation and updates via the Internet
- Automatic connection to vehicle normally no manually searching for the bike required
- ECU / VIN display
- Read & reset stored/live fault codes & lights
- Fault code database includes code descriptions
- Key encoding/programming & PIN retrieval
- Data logging function includes ECM parameters
- Intuitive and menu-driven
- Printable reports via PC link

### ADDITIONAL FEATURES:

- Live data display including: RPM, battery voltage, throttle angle & more
- Component test & activation functions include: injectors, ignition coils, fuel pumps & more
- Idle, injection, throttle position sensor adjustment
- ABS air purge & pressure test function
- Unlock & configure immobilizer/alarm systems
- Body, suspension, traction control computer diagnosis
- Radio, instrument panel, handlebar controls diagnostics
- Tire pressure monitoring (TPMS)

- 35-65800** K&L MemoBike 6050 Universal Multi-Brand Diagnostic Scan Tool
- 35-65801** K&L MemoBike 6050 Master Universal Multi-Brand Diagnostic Scan Tool
- 35-65802** DIVAS Accessory
- 35-65803** MEMOBIKE 6050 Access 365 days Software Update & Diagnosis Coverage



Proprietary Diagnostic  
Software Subscriptions



OEM-Level  
Connector Cables



35-65802

## MOTORCYCLE SCAN CABLES

- 35-65804** Battery Cable for 6050
- 35-65805** Kawasaki 4 P Slave Cable
- 35-65806** Kawasaki 8P Slave Cable
- 35-65807** Honda Slave Cable
- 35-65808** Honda 3P Slave Cable
- 35-65809** Suzuki Slave Cable
- 35-65810** Suzuki 4P Slave Cable
- 35-65811** Yamaha 3P Slave Cable
- 35-65812** Cagiva 10P Slave Cable
- 35-65813** Suzuki Cagiva Cable
- 35-65814** Harley Slave Cable
- 35-65815** MZ Triumph & Victory cable
- 35-65816** Aprila/Ditech cable
- 35-65817** KTM Slave Cable
- 35-65818** Aprila/Sagem cable
- 35-65819** Peugeot cable
- 35-65820** Kymco cable
- 35-65821** Packard Slave Cable
- 35-65822** Kawasaki 4-pin cable
- 35-65823** BRP 6P Slave Cable
- 35-65824** Kawasaki Reg.Inj 4P Slave Cable
- 35-65825** Benelli 6P Slave
- 35-65826** VDO Slave Cable
- 35-65827** Ducati 4P Slave Cable
- 35-65828** Kawasaki 6-pin cable
- 35-65829** Kawasaki 6PMY2010 Slave Cable
- 35-65830** SYM 3-pin cable
- 35-65831** Polaris 8P MY2006 Slave Cable
- 35-65832** Aprilia - Bimota Slave Cable NEW
- 35-65833** Universal Cable - MS6050
- 35-65834** BMW Slave Cable
- 35-65835** MV AGUSTA CanBus
- 35-65836** Honda HISS 2 PIN
- 35-65837** Kymco CAN 4-Pin Cable
- 35-65838** Daelim CAN 4-Pin Cable
- 35-65839** Harley Davidson CAN 6-Pin
- 35-65840** Husqvarna 6-Pin Cable
- 35-65841** KTM injection regulation cable
- 35-65842** Benelli/Keeway Scooter 6P Slave Cable
- 35-65843** Adap. Kawasaki 4-Pin Batteryless Slave Cable
- 35-65844** Yamaha 4-Pin Slave Cable



## *CONTROL*

**BRAKES, MASTER CYLINDERS, ETC.**

# CONTROL

EQUIPMENT & TOOLS

HARD PARTS

CARB & FUEL

IGNITION/ELECTRICAL

CONTROL

SUSPENSION

ACCESSORIES

MARINE

### REPLACEMENT STEERING BEARING KITS

Quality Tapered steering bearing replacement kits. These kits are sourced from **Koyo, NTN, MBS** and **MCI** mfgs. in Japan. Kits contain one upper bearing, one lower bearing, and two dust seals when required. **Made in Japan.**



BMW®				
K&L P/N	MFG.P/N	UPPER BEARING	LOWER BEARING	
31-6102	SSW901	25 x 62 x 16mm	26 x 62 x 16mm	
31-6104	SSW903	20 x 47 x 20.6mm	UPPER ONLY	

DUCATI®				
K&L P/N	MFG.P/N	UPPER BEARING	LOWER BEARING	
31-6092	SSD901	35 x 55 x 14.5mm	35 x 55x 14.5mm	

HONDA®				
K&L P/N	MFG.P/N	UPPER BEARING	LOWER BEARING	
31-6092	SSD901	35 x 55 x 14.5mm	35 x 55 x 14.5mm	
31-2219	SSH903	26 x 47 x 15mm	30 x 55 x 17mm	
31-2225	SSH904	26 x 47 x 15mm	30 x 51 x 15mm	
31-2226	SSH905	30 x 51 x 15mm	30 x 51 x 15mm	
31-2268	SSH908	26 x 47 x 15mm	26 x 47 x 15mm	
31-2229	SSH909	26 x 47 x 15mm	35 x 55 x 14mm	

KAWASAKI®				
K&L P/N	MFG.P/N	UPPER BEARING	LOWER BEARING	
31-2218	SSH901	25 x 47 x 15mm	30 x 55 x 17mm	
31-2222	SSK902	25 x 47 x 15mm	28 x 52 x 16.5mm	
31-2216	SSK907	35 x 55 x 14mm	35 x 55 x 14mm	
31-2215	SSK908	25 x 47 x 15mm	30 x 50 x 9mm	

KTM®				
K&L P/N	MFG.P/N	UPPER BEARING	LOWER BEARING	
31-6077	SST901	29 x 50.25 x 15mm	29 x 50.25 x 15mm	

SUZUKI®				
K&L P/N	MFG.P/N	UPPER BEARING	LOWER BEARING	
31-2232	SSS901	25 x 47 x 15mm	26 x 47 x 15mm	
31-2218	SSH901	25 x 47 x 15mm	30 x 55 x 17mm	
31-2263	SSS903	30 x 55 x 17mm	30 x 55 x 17mm	
31-2242	SSS903R	30 x 55 x 17mm	30 x 55 x 17mm	

YAMAHA®				
K&L P/N	MFG.P/N	UPPER BEARING	LOWER BEARING	
31-2218	SSH901	25 x 47 x 15mm	30 x 55 x 17mm	
31-2227	SSY901-J	28 x 52 x 16.5mm	28 x 52 x 16.5mm	
31-5563	SSY911	30 x 55 x 17mm	31 x 55 x 17mm	
31-2242	SSS903R	30 x 55 x 17mm	30 x 55 x 17mm	

### UPGRADED STEERING BEARING KITS

Quality Tapered steering bearing replacement kits for applications that use race/ball bearings. Kits contain one upper bearing and one lower bearing. **Made in Japan.**

HONDA®				
K&L P/N	MFG.P/N	UPPER BEARING	LOWER BEARING	
31-5815	SSH200	22.5 x 41 x 12.5mm	24 x 41 x 12.5mm	
31-5830	SSH750	26 x 48.5 x 15.2mm	30 x 50 x 14.4mm	

KAWASAKI®				
K&L P/N	MFG.P/N	UPPER BEARING	LOWER BEARING	
31-5816	SSK100	30 x 48 x 14mm	30 x 48 x 13mm	
31-5834	SSK400	30 x 48 x 14mm	30 x 52 x 17mm	

SUZUKI®				
K&L P/N	MFG.P/N	UPPER BEARING	LOWER BEARING	
31-5832	SSY125	25 x 48 x 13mm	30 x 48 x 13mm	
31-5835	SSS250	25 x 48 x 16mm	27 x 48 x 14mm	

YAMAHA®				
K&L P/N	MFG.P/N	UPPER BEARING	LOWER BEARING	
31-5817	SSY080	25 x 43 x 11mm	30 x 48 x 12mm	
31-5832	SSY125	25 x 48 x 13mm	30 x 48 x 13mm	
31-5833	SSY500	25 x 48 x 15.2mm	30 x 48 x 15mm	

### SWINGARM NEEDLE BEARINGS

High-quality replacement bearings. **Made in Japan** to OEM specifications. Sold in sets. Some applications require two pairs.

HONDA®			
K&L P/N	OEM REFERENCE	BEARING DIMENSIONS	QTY
31-2234	91071-MJ0-004	22 x 29 x 30mm	pk/2

KAWASAKI®			
K&L P/N	OEM REFERENCE	BEARING DIMENSIONS	QTY
31-2234	92046-1174	22 x 29 x 30mm	pk/2
31-0828	92046-1115	22 x 28 x 16mm	pk/4
31-2233	92046-1035	25 x 33 x 30mm	pk/2

SUZUKI®			
K&L P/N	OEM REFERENCE	BEARING DIMENSIONS	QTY
31-2234	09263-22017	22 x 29 x 30mm	pk/2
31-2233	09263-25024	25 x 33 x 30mm	pk/2

YAMAHA®			
K&L P/N	OEM REFERENCE	BEARING DIMENSIONS	QTY
31-0830	93317-32231-00	22 x 28 x 20mm	pk/2



### ATV STEERING SHAFT BUSHING KIT

**28-4877** Steering Shaft Bearing set Contains 1x 93306-20348 (Bearing), 1x 93102-25081, 1x 93102-25099 (Dust Seals).

#### APPLICATION

YFB250FW Timberwolf	94-00
YFM350FW Big Bear	87-99
YFM350FX Wolverine	95-05
YFM350R Raptor	04-10
YFM350U Big Bear	96-99
YFM350X Warrior	88-04
YFZ350 Banshee	87-06
YFM400 Kodiak 4WD	93-02
YFZ450	04-05
YFM600F Grizzly	98-01
YFM660F Grizzly	02-08
YFM660R Raptor	01-05



**28-4870** Lower Steering Shaft Bushing set. Contains 2x 90381-15040 and 2x 93210-15566

#### APPLICATION

YFM50R Raptor	04-08
YFS60 4-Zinger	1986
YFM80 Badger	85-01
YFM80 Grizzly	06-08
YFM80R Raptor	02-08
YFM100 Champ	87-91
YFA1 Breeze	89-04
YFM125G Grizzly	04-11
YFM125R Raptor	11-12
YFM200DX Moto-4	85-89
YFS200 Blaster	88-06
YFM225 Moto-4	86-88
YFB250 Timberwolf 2WD	92-98
YFM250 Moto-4	89-91
YFM250B Bruin 2WD	05-06
YFM250B Big Bear	07-09
YFM250R Raptor	08-11
YFM250X Bear Tracker	99-04
YFM350ER Moto-4	87-95



STEERING AND SWINGARM BEARING APPLICATIONS



31-2219



31-2263



31-2218

BMW® APPLICATION	YEAR	STEERING BEARINGS	SWINGARM BEARINGS
R50/5	70-73	31-6102	---
R60/5/6/7	70-78	31-6102	---
F650GS/DAKAR	01-07	31-6102	---
G650GS	09-10	31-6102	---
G650X	07-08	31-6102	---
R65	78-88	31-6102	---
R65LS	81-84	31-6102	---
K75	86-95	31-6102	---
K75/C	86-90	31-6102	---
K75/RT	90-95	31-6102	---
K75/S	87-95	31-6102	---
R75/5/6/7	70-76	31-6102	---
F800GS	09-12	31-6102	---
R80	80-84	31-6102	---
R80G/S	80-87	31-6102	---
R80RT	82-87	31-6102	---
R80ST	80-84	31-6102	---
R80/7	78-90	31-6102	---
R850R	96-97	31-6104	---
R90/6	74-76	31-6102	---
R90S	74-76	31-6102	---
R900RT	05-12	31-6104	---
K1	89-92	31-6102	---
K100	85-86	31-6102	---
K100LT	87-91	31-6102	---
K100RS	84-92	31-6102	---
K100RT	85-88	31-6102	---
R100/7	77-78	31-6102	---
R100/T	79-84	31-6102	---
R100CS	81-84	31-6102	---
R100GS	88-95	31-6102	---
R100R	90-95	31-6102	---
R100S	76-80	31-6102	---
R100RS	77-93	31-6102	---
R100RT	79-95	31-6102	---
K1100LT	92-97	31-6102	---
K1100RT	93-96	31-6102	---
R1100GS	95-00	31-6104	---
R1100R	95-00	31-6104	---
R1100RS	94-02	31-6104	---
R1100RT	95-01	31-6104	---
R1150GS	01-04	31-6104	---
R1150GS Adventure	01-04	31-6104	---
R1150R	01-05	31-6104	---
R1150RS	03-04	31-6104	---
R1150RT	01-05	31-6104	---
HP2 Enduro	06-07	31-6102	---
HP2 Megamoto	07-08	31-6102	---
K1200LT	99-09	31-6104	---
R1200C	98-04	31-6104	---
R1200GS	05-12	31-6104	---
R1200GS Adventure	06-12	31-6104	---
R1200GS WC	2013	31-6104	---
R1200R	07-12	31-6104	---
R1200RT	05-12	31-6104	---

DUCATI® STREET APPLICATION	YEAR	STEERING BEARINGS	SWINGARM BEARINGS
Monster 400/620	04-08	31-6092	---
Multistrada 620	2006	31-6092	---
Monster 695/696	07-11	31-6092	---
748/R/S	95-02	31-6092	---
749/R/S	03-06	31-6092	---
Monster 750 IE	2002	31-6092	---
Monster 796	10-11	31-6092	---
Monster 800	03-04	31-6092	---
Monster S2R	05-07	31-6092	---
848	08-11	31-6092	---
Monster 900 IE	2002	31-6092	---
916/R/SP/SPS	94-98	31-6092	---
Monster S4 916	01-02	31-6092	---
ST4 916	99-03	31-6092	---
ST2 944	97-03	31-6092	---
996/R/S/SPS	99-01	31-6092	---
Monster S4R	03-06	31-6092	---
ST4/ST4S	01-05	31-6092	---
998/R/RS/S	02-04	31-6092	---
999/S/R	03-07	31-6092	---
Desmosedici RR	2008	31-6092	---
1000 GT Touring	07-10	31-6092	---
Monster S/S2R	03-08	31-6092	---
Monster S4/ S4RS	07-08	31-6092	---
Multistrada /S/DS	03-06	31-6092	---
Paul Smart L.E.	2006	31-6092	---
Sport 1000/S	06-09	31-6092	---
ST3/S	05-07	31-6092	---
1098/S	07-08	31-6092	---
Hypermotard	08-10	31-6092	---
Monster/S	09-10	31-6092	---
Multistrada/S	07-09	31-6092	---
Streetfighter/S	10-11	31-6092	---
1198/R/S	09-10	31-6092	---
Multistrada/S	2010	31-6092	---

HONDA® APPLICATION	YEAR	STEERING BEARINGS	SWINGARM BEARINGS
MB5-50	1982	31-5815	---
NSF50F	1990	31-5815	31-4961(KIT)
CB/CL100/K1/K2	70-72	31-5815	---
CL100S1/S2/S3 Scrambler	71-73	31-5815	---
CB125S	1976	31-5815	---
CB125S	78-82	31-5815	---
CB125S	84-85	31-5815	---
CB125S/S1/S2	73-75	31-5815	---
CB125TT	1990	31-5815	31-0880(KIT)
MT125R/R11 Roadracer	77-78	31-5815	---
CM185T Twinstar	78-79	31-5815	31-0880(KIT)
CM200T Twinstar	80-82	31-5815	31-0880(KIT)
CB250 Nighthawk	91-08	31-5815	31-0880(KIT)
CM250C Custom	82-83	31-5815	31-0880(KIT)
CMX250C Rebel	96-12	31-5815	31-0880(KIT)
CMX250C/CD Rebel 250	85-87	31-5815	31-0880(KIT)
CMX250C2	99-00	31-5815	31-0880(KIT)
VTR250 Interceptor	1988	31-5830	---
VTR250 Interceptor	89-90	31-2219	---
CB350/K2~K4	68-72	31-5830	---
CB350F/F1	73-74	31-5830	---
CB350G	1973	31-5830	---
CL350/K2~K4	68-73	31-5830	---
SL350/K2/K3	69-73	31-5830	---
CB360/G	1974	31-5830	---
CB360T	75-76	31-5830	---
CJ360T	76-77	31-5830	---
CL360/K1	74-75	31-5830	---
CB400A Automatic	1978	31-5830	31-0880(KIT)
CB400F Super Sport	75-77	31-5830	---
CB400T Hawk	80-81	31-5830	31-0880(KIT)
CB400TI/TII Hawk	78-79	31-5830	31-0880(KIT)
CM400A Automatic	79-81	31-5830	31-0880(KIT)
CM400C Custom	1981	31-5830	31-0880(KIT)

EQUIPMENT & TOOLS

HARD PARTS

CARB & FUEL

IGNITION/ELECTRICAL

CONTROL

SUSPENSION

ACCESSORIES

MARINE

EQUIPMENT & TOOLS

HONDA® APPLICATION	YEAR	STEERING BEARINGS	SWINGARM BEARINGS
CM400E	80-81	31-5830	31-0880(KIT)
CM400T	79-81	31-5830	31-0880(KIT)
CB450(4 Speed)	65-68	31-5830	—
CB450/K1~K7	68-74	31-5830	—
CB450SC Nighthawk	82-83	31-5830	31-0880(KIT)
CB450SC Nighthawk	85-86	31-5830	31-0880(KIT)
CB450T Hawk	1982	31-5830	31-0880(KIT)
CL450/K2~K6	68-74	31-5830	—

HARD PARTS

CM450A Automatic	82-83	31-5830	31-0880(KIT)
CM450C Custom	1982	31-5830	31-0880(KIT)
CM450E	82-83	31-5830	31-0880(KIT)
CB500/K1/K2	71-73	31-5830	31-6923(KIT)
CB500T	75-76	31-5830	—
CX500	78-79	31-5830	—
CX500C Custom	79-82	31-5830	—
CX500D	79-81	31-5830	—
CX500TC Turbo	1982	31-2219	—

CARB & FUEL

FT500 Ascot	82-83	31-5830	—
GB500	89-90	31-5830	31-4961(KIT)
GL500 Silverwing	81-82	31-5830	—
GL500I Silverwing Interstate	81-82	31-5830	—
VT500C Shadow	83-84	31-5830	—
VT500FT Ascot	83-84	31-5830	—
CB550F Super Sport	75-77	31-5830	31-6923(KIT)
CB550K	77-78	31-5830	31-6923(KIT)
CB550K/K1	74-76	31-5830	31-6923(KIT)

IGNITION/ELECTRICAL

CB550SC Nighthawk	1983	31-5830	—
CB650 SOHC	79-82	31-5830	—
CB650SC Nighthawk	82-85	31-5830	—
CX650C	1983	31-5830	—
CX650T Turbo	1983	31-2219	—
GL650 Silverwing	1983	31-5830	—
GL650I Silverwing Interstate	1983	31-5830	—
VF700C Magna	84-86	31-2219	—
VF700F Interceptor	84-85	31-2219	—
VF700S Sabre	84-85	31-2219	—
VT700C Shadow	84-85	31-5830	—

CONTROL

VT700C Shadow	86-87	31-2219	—
CB750 Nighthawk	91-03	31-2219	—
CB750A Automatic	76-78	31-5830	31-6923(KIT)
CB750C Custom	80-82	31-2219	—
CB750F Super Sport	75-78	31-5830	31-6923(KIT)
CB750F Super Sport	80-82	31-2219	—
CB750K	69-70	31-5830	—
CB750K	71-78	31-5830	31-6923(KIT)
CB750K	80-82	31-2219	—
CB750SC Nighthawk	82-83	31-2219	—

SUSPENSION

VF750C Magna	82-83	31-2219	—
VF750F Interceptor	1983	31-2219	—
VF750F Interceptor	1984	31-2219	—
VF750S Sabre	82-83	31-2219	—
VT750C Shadow	83-85	31-5830	—
VT750C/CD/CD2/DC Shadow	98-09	31-2219	—
VT800C Shadow	1988	31-2219	—
CB900C Custom	80-82	31-2219	—
CB900F Super Sport	81-82	31-2219	—
CB900F	02-07	31-2219	—

ACCESSORIES

CBR1000RR	08-14	31-6092	—
CBR1000RA	09-14	31-6092	—
CBX1000	1979	—	31-6926(KIT)
CBX1000	80-82	31-2219	—
GL1000 Goldwing	75-76	31-5830	—
GL1000L LTD	1976	31-5830	—
VF1000F Interceptor	1984	31-2219	—
VF1000R	85-86	31-2219	—
CB1100F Super Sport	1983	31-2219	—
GL1100 Goldwing	80-83	31-2219	—
GL1100A Goldwing Aspencade	82-83	31-2219	—
GL1100I Goldwing Interstate	80-83	31-2219	—
ST1100	91-02	31-2219	—

MARINE

ST1100A (ABS)	92-02	31-2219	—
VF1100C Magna	83-86	31-2219	—
VF1100S Sabre	84-85	31-2219	—
VT1100C Shadow 1100	85-86	31-2219	—
VT1100C Shadow 1100	87-90	31-2219	—
VT1100C Shadow 1100	92-96	31-2219	—
VT1100C Shadow 1100 Spirit	97-07	31-2219	—
VT1100C2 Shadow ACE	95-99	31-2219	—
VT1100C2 Shadow Sabre	2000	31-2219	—
VT1100C2-2 ACE	1997	31-2219	—
VT1100C3 Shadow Aero	98-00	31-2219	—
VT1100D2 ACE	1999	31-2219	—
VT1100T ACE Tourer	98-00	31-2219	—
GL1200 Goldwing	1984	31-2219	—
GL1200A/I/L/SEi	84-87	31-2219	—
GL1500 Goldwing A/I/SE	88-00	31-2219	—
GL1500C Valkyrie	97-00	31-2219	—
GL1500CF Valkyrie Interstate	99-01	31-2219	—
GL1500CT Valkyrie Tourer	97-00	31-2219	—
GL1800 Goldwing	01-10	31-2229	—
GL1800A Goldwing Aspencade	01-10	31-2229	—
VTX1800 (All)	01-08	31-2219	—

HONDA® APPLICATION	YEAR	STEERING BEARINGS	SWINGARM BEARINGS
ATC70/K1	73-74	31-5815	—
ATC70	78-85	31-5815	—
ATC90/K1/K2/K3	70-75	31-5815	—
ATC90	76-78	31-5815	—
TRX90 Sportrax 90	93-05	—	31-4961(KIT)
ATC110	79-85	31-5815	31-4961(KIT)
ATC125M	84-87	31-5815	31-4961(KIT)
ATC185	1980	31-5815	—
ATC185S	81-83	31-5815	—
ATC200	81-83	31-5815	—
ATC200E Big Red	82-83	31-5815	—
ATC200ES Big Red	1984	31-5815	—
ATC200S	84-85	31-5815	—
TRX200 Fourtrax	1984	—	—
TRX200 Fourtrax	86-87	—	31-4961(KIT)
TRX200 Fourtrax 200	90-91	—	31-4961(KIT)
TRX200D Fourtrax 200	91-97	—	31-4961(KIT)
TRX200SX Fourtrax	86-88	—	31-4961(KIT)
ATC250ES	85-87	—	—
ATC250SX	85-87	—	—
TRX250 Fourtrax	85-87	—	—

HONDA® ATV APPLICATION	YEAR	STEERING BEARINGS	SWINGARM BEARINGS
CRF50F	04-12	31-5815	—
MR50/K1 Elsinore	74-75	31-5815	—
Z50A Mini Trail 50	76-78	31-5815	—
Z50AK3/AK4/AK5	72-75	31-5815	—
Z50R	79-87	31-5815	—
Z50RD Special	1986	31-5815	—
CR60R	1983	31-5815	—
CL70/K1/K2/K3 Scrambler	69-73	31-5815	—
CRF70F	04-12	31-5815	—
CT70 Trail 70	69-71	31-5815	—
CT70 Trail 70	76-82	31-5815	—
CT70H/HK1 Trail 70H	70-73	31-5815	—
CT70K1/K2/K3/K4 Trail 70	72-75	31-5815	—
SL70/K1	71-73	31-5815	—
XL70	74-76	31-5815	—
XL75	77-79	31-5815	—
XR75	76-78	31-5815	—
XR75/K1/K2	73-75	31-5815	—
CR80R	80-81	31-5815	—
CR80R	92-02	31-2268	—
CR80RB Expert	96-02	31-2268	—
CRF80F	04-12	31-5815	—
XL80S	80-85	31-5815	—

HONDA® DUALSPORT/OFFROAD APPLICATION	YEAR	STEERING BEARINGS	SWINGARM BEARINGS
CRF50F	04-12	31-5815	—
MR50/K1 Elsinore	74-75	31-5815	—
Z50A Mini Trail 50	76-78	31-5815	—
Z50AK3/AK4/AK5	72-75	31-5815	—
Z50R	79-87	31-5815	—
Z50RD Special	1986	31-5815	—
CR60R	1983	31-5815	—
CL70/K1/K2/K3 Scrambler	69-73	31-5815	—
CRF70F	04-12	31-5815	—
CT70 Trail 70	69-71	31-5815	—
CT70 Trail 70	76-82	31-5815	—
CT70H/HK1 Trail 70H	70-73	31-5815	—
CT70K1/K2/K3/K4 Trail 70	72-75	31-5815	—
SL70/K1	71-73	31-5815	—
XL70	74-76	31-5815	—
XL75	77-79	31-5815	—
XR75	76-78	31-5815	—
XR75/K1/K2	73-75	31-5815	—
CR80R	80-81	31-5815	—
CR80R	92-02	31-2268	—
CR80RB Expert	96-02	31-2268	—
CRF80F	04-12	31-5815	—
XL80S	80-85	31-5815	—





EQUIPMENT & TOOLS

KAWASAKI® STREET APPLICATION	YEAR	STEERING BEARINGS	SWINGARM BEARINGS
ZX900C1/C2 Ninja ZX-9R	98-99	31-2216	—
ZX900E/F Ninja ZX-9R	00-03	31-2215	—
KZ1000A1/A2/A2A	77-78	31-5834	31-0828
KZ1000A3/A3A/A4 MKII	79-80	31-5834	31-0828
KZ1000B1/B2/B3/B4 LTD	77-80	31-5834	31-0828
KZ1000C Police	78-81	31-5834	31-0828
KZ1000D1 Z1R	1978	31-5834	31-0828
KZ1000D3 Z1R	1980	31-5834	31-0828

HARD PARTS

KZ1000G1 LTD Classic	1980	31-5834	31-0828
KZ1000J1/J2/J3	81-83	31-2222	31-2233
KZ1000K1/K2 LTD	81-82	31-2222	31-2233
KZ1000M1/M2 CSR	81-82	31-2222	31-2233
KZ1000P1~P21 Police	82-02	31-2222	31-2233
KZ1000R1/R2 Replica	82-83	31-2222	31-2233
ZG1000A1~A20 Concours	86-05	31-2222	—
ZL1000A1 Eliminator	1987	31-2222	—
ZR1000A/B/D Z-1000	03-11	31-2216	—

CARB & FUEL

ZR1000D Z-1000	10-12	31-2216	—
ZX1000 G/H Ninja 1000	11-12	31-2216	—
ZX1000 ZX-10R (All)	04-12	31-2216	—
ZX1000A1/A2 Ninja 1000R	86-87	31-2222	31-2233
ZX1000B1/B2/B3 Ninja ZX-10	88-90	31-2222	—
ZX1000C-K ZX-10R	04-13	31-2216	—
KZ1100A1/A2/A3 Shaft	81-83	31-2222	—
KZ1100B1/B2 GPz	81-82	31-2222	31-2233
KZ1100D1/D2 Spectre	82-83	31-2222	—

IGNITION/ELECTRICAL

KZ1100L1 LTD	1983	31-2222	—
ZN1100B1/B2 LTD Shaft	84-85	31-2222	—
ZR1100A1~A4 Zephyr	92-95	31-2222	—
ZR1100C3/C4 ZRX1100	99-00	31-2222	—
ZX1100A1/A2 GPz	83-84	31-2222	31-2233
ZX1100D1~D9 Ninja ZX-11	93-01	31-2216	—
ZG1200A1 Voyager XII	1986	31-2218	—
ZG1200A1-A4, ZRX1200	01-04	31-2222	—
ZG1200B1~B15 Voyager XII	87-01	31-2218	—

CONTROL

ZX1200A ZX-12R	00-01	31-2215	—
ZX1200B ZX-12R	02-05	31-2216	—
ZX1200C1-C4 ZZR1200	02-05	31-2216	—
ZG1400A/B Concours	08-12	31-2216	—
ZX1400 A/C/E ZX-14R	06-12	31-2216	—
VN1500A1~A9 Vulcan 88	87-95	31-2222	31-2233
VN1500A10~A12 Vulcan 1500	96-98	31-2222	31-2233
VN1500B Vulcan 88 SE	87-90	31-2222	31-2233
VN1500C3/C4 Vulcan 1500L	96-97	31-2222	31-2233
VN1500D1/D2 Vulcan Classic	96-97	31-2222	—
VN1500E1~E7/ Vulcan Classic	98-08	31-2222	—

SUSPENSION

VN1500G Nomad	99-01	31-2216	—
VN1500J1/J2/R1 Vulcan Drifter	99-01	31-2216	—
VN1500L1-L5 Vulcan Nomad F.I.	00-04	31-2216	—
VN1500N Vulcan Classic F.I.	00-01	31-2216	—
VN1600, All	03-08	31-2216	—
VN1700E/F/G	09-11	31-2216	—
VN2000, All	04-10	31-2216	—

ACCESSORIES

KAWASAKI® ATV APPLICATION	YEAR	STEERING BEARINGS	SWINGARM BEARINGS
KXT250A1/A2/B1/B2 Tecate 3	84-87	31-2218	—

KAWASAKI DUALSPORT/OFFROAD APPLICATION	YEAR	STEERING BEARINGS	SWINGARM BEARINGS
KE125(A3-A5)	76-78	—	31-0886(KIT)
KLX125/L	03-06	31-2232	—
KS125A	74-75	—	31-0886(KIT)
KX125B1/B2/C1/D1/E1/E2	82-87	31-2218	—
KX125F1/G1/H1/H2	88-91	31-2218	—
KX125	96-05	—	31-2234
KDX200 ALL	83-04	31-2218	—
KDX220A4~A11	97-04	31-2218	—
250 F11	73-75	—	31-0886(KIT)
KE250 (B1-B3)78-79	77-79	—	—
KDX250A1/B1/B2/B3/B4	80-84	31-2218	—
KL250(A1)	78	—	31-0886(KIT)

MARINE

KAWASAKI DUALSPORT/OFFROAD APPLICATION	YEAR	STEERING BEARINGS	SWINGARM BEARINGS
KL250D2~D22 KLR250	85-05	31-2222	—
KL250G Super Sherpa	00-03	31-2222	31-2234
KLX250D2/D3/D4	94-96	31-2218	—
KX250B1/C1/C2	82-84	31-2218	—
KX250	85-91	31-2218	—
KX250K3/K4/K5/L1/L2/L3/L4	96-02	—	31-2234
KX250M1/M2/M3	03-05	—	31-2234
KX250N1/N2 KX250F	04-05	—	31-2234
KLX300A2~A10	97-05	31-2218	—
KLX400 Dual Sport	03-04	31-2307	—
KDX420B1	1981	31-2218	—
KX420A1/A2	80-81	31-2218	—
KDX450A1	1982	31-2218	—
KLX450R	08-12	—	31-2234
KX450F/(LE) Monster Energy	04-12	—	—
KL600A1/B1/B2 KLR600	84-86	31-2222	—
KL650A1~A19/ KLR650	87-12	31-2222	—
KL650B2 Tengai KLR	1990	31-2222	—
KL650E KLR	08-12	31-2222	—
KLX650A1/A2/A3 Offroad	93-95	31-2218	—
KLX650C Dual Sport	93-96	31-2218	—
KLX650D1 Offroad	1996	31-2218	—

KTM® ATV APPLICATION	YEAR	STEERING BEARINGS	SWINGARM BEARINGS
85CC	1986	31-6077	—
125CC	84-05	31-6077	—
200CC	98-05	31-6077	—
240CC	86-89	31-6077	—
250CC	84-05	31-6077	—
300CC	87-05	31-6077	—
350CC	86-95	31-6077	—
360CC	96-97	31-6077	—
380CC	98-02	31-6077	—
400CC	94-95	31-6077	—
420CC	84-96	31-6077	—
440CC	94-95	31-6077	—
495CC	1984	31-6077	—
500CC	83-02	31-6077	—
520CC-540CC	90-99	31-6077	—
525CC	2005	31-6077	—
550CC	92-96	31-6077	—
600CC	84-92	31-6077	—
620CC	84-02	31-6077	—
625CC	2005	31-6077	—
640CC	84-05	31-6077	—
950 Super Enduro R	2008	31-6077	—

SUZUKI® STREET APPLICATION	YEAR	STEERING BEARINGS	SWINGARM BEARINGS
GN250J	1988	31-2218	—
GN250Z/D/F	82-85	31-2218	—
GS250TT/TX	80-81	31-5835	31-2234
GT250A/B Hustler	76-77	31-5835	—
GZ250	99-09	31-2218	—
GS300LZ/LD/LF	82-85	31-5835	31-2234
GT380K/L/M/A/B Sebring	73-77	31-5835	—
AN400 Burgman (Scooter)	03-12	31-2218	—
GN400T/XT/XX/TX/TZ	80-82	31-2218	31-2234
GS400B/XB/C/XC	77-78	31-5835	31-2234
GSF400M/N/P Bandit	91-93	31-2218	31-2233
GS425N/EN/LN	1979	31-5835	31-2234
GS450ET/EX/EZ/ED	80-83	31-2218	31-2234
GS450GA Automatic	82-85	31-2218	—
GS450LF/LG/LH/LJ	85-88	31-2218	31-2234
GS450LT/LX/LZ/LD	80-83	31-2218	31-2234
GS450ST/SX	80-81	31-2218	31-2234
GS450TX/TZ	81-82	31-2218	31-2234
GS450TXZ/TXD	82-83	31-2218	31-2234
GS500EK~K2	89-02	31-2218	31-2234
GS500F	04-09	31-2218	—
GT500A/B Titan	76-77	31-5835	—

SUZUKI® STREET				SUZUKI® STREET			
APPLICATION	YEAR	STEERING BEARINGS	SWINGARM BEARINGS	APPLICATION	YEAR	STEERING BEARINGS	SWINGARM BEARINGS
RE-5M/A Rotary	75-76	31-5835	—	GS1100LT	1980	31-2218	31-2233
GS550B/C/EC/N/EN	77-79	31-5835	31-2234	GS1100SD Katana	1983	31-2218	31-2233
GS550ED/ESD	1983	31-2218	31-2233	GSX-R1100G~N	86-92	31-2218	31-2233
GS550ES3/ESE/EF/ESF/ESG	83-86	31-2218	31-2233	GSX-R1100WP/WR	93-94	31-2218	31-2233
GS550ET	1980	31-2218	31-2234	GSX-R1100WS~WW	95-98	31-2218	—
GS550LF/LG	85-86	31-2218	31-2233	GSX1100FJ~FP Katana	88-93	31-2218	31-2233
GS550LN	1979	31-5835	31-2234	GSX1100GM~GP Shaft	91-93	31-2218	31-2233
GS550LT/LX/LZ/LD	80-83	31-2218	31-2234	GS1150ES3/ESE/EF/ESF/EG	83-86	31-2218	31-2233
GS550MZ Katana	1982	31-2218	31-2234	GSF1200SV~SY/SAV Bandit	96-05	31-2218	—
GS550TX	1981	31-2218	31-2234	GV1200GLF/GLF2/GLG Madura	85-86	31-2218	—
GT550J/K/L/M/A/B Indy	72-77	31-5835	—	GSF1250SA	07-09	31-2218	—
GSF600S Bandit	96-99	31-2218	—	GSX1250FA	2011	31-2218	—
GSF600ST~SK2	88-03	31-2218	31-2234	GSX-1300R Hayabusa	99-13	31-2242	—
GSX-R600WN/WP	92-93	31-2218	31-2233	GSX1300BK B-King	08-09	31-2242	—
GSX-R600	04-11	31-2242	—	GV1400G Cavalcade LXE	86-87	31-2218	—
GSX-R600V/W/X/Y/K1/K2	97-03	31-2263	—	GV1400GDG~GDJ Cavalcade LX	86-88	31-2218	—
GSX600F Katana	88-06	31-2218	31-2234	GV1400GTG/GTH Cavalcade	86-87	31-2218	—
RF600RR/RS/RT	94-96	31-2218	—	VS1400GLP Intruder	87-09	31-2218	31-2234
AN650 Burgman (Scooter)	03-12	31-2218	—	VL1500 Intruder	98-09	31-2218	—
DL650 V-Strom	04-12	31-2263	—	VZR1800	06-11	31-2218	—
GR650D/XD Tempter	1983	31-2218	31-2233	<b>SUZUKI® ATV</b>			
GS650EX/EZ	81-82	31-2218	31-2234	<b>APPLICATION</b>	<b>YEAR</b>	<b>STEERING BEARINGS</b>	<b>SWINGARM BEARINGS</b>
GS650GLX/GLZ/GLD	81-83	31-2218	—	LT160EK/EL/EM/EN	89-92	—	31-4963(kit)
GS650GX/GZ/GD	81-83	31-2218	—	LT-F160 Quadrunner	91-96	—	31-4963(kit)
GS650MD Katana	1983	31-2218	—	LT-F160 Quad	97-03	—	31-4963(kit)
GSF650S Bandit	05-08	31-2218	—	<b>SUZUKI® DUALSPORT/OFFROAD</b>			
GSX650F	08-09	31-2218	—	<b>APPLICATION</b>	<b>YEAR</b>	<b>STEERING BEARINGS</b>	<b>SWINGARM BEARINGS</b>
LS650 Savage/S40	95-12	31-2218	31-2234	LT160EK/EL/EM/EN	89-92	—	31-4963(kit)
SVF650 Gladius	2009	31-2218	—	LT-F160 Quadrunner	91-96	—	31-4963(kit)
SV650	99-02	31-2218	31-2233	LT-F160 Quad	97-03	—	31-4963(kit)
SV650	03-08	31-2263	—	DR-Z125/L	03-12	31-2232	—
SV650/A	08-09	31-2263	—	DR125SER/SES/SET Dual Sport	94-96	31-2218	—
XN85D Turbo	1983	31-2218	31-2233	RM125	05-08	31-2323	—
GS700EF/ESF	1985	31-2218	31-2233	RM125	92-04	31-2307	31-2234
GV700GLF/GLF2 Madura	1985	31-2218	—	RM125/A/B/C	75-78	31-5835	—
VS700G Intruder	86-87	31-2218	—	RM125J	1988	31-2218	—
GS750B/C/EC/N/EN	77-79	31-5835	31-2234	RM125N/T	79-80	31-5832	—
GS750ED/ESD	1983	31-2218	31-2233	PE175	80-84	31-2218	—
GS750ET/EX/EZ	80-82	31-2218	31-2234	PE175C/N	78-79	31-5835	—
GS750LN	1979	31-5835	31-2234	RS175T/X/Z	80-82	31-2218	—
GS750LT/LX	80-81	31-2218	31-2234	DR200SE Dual Sport	96-09	31-2218	—
GS750SD Katana	1983	31-2218	31-2233	DR250L/M/N/P Offroad	90-93	31-2218	31-2234
GS750TZ/TD	82-83	31-2218	31-2234	DR250SL~SES Dual Sport	90-95	31-2218	31-2234
GSX750F Katana	89-06	31-2218	31-2234	DR-Z250	01-07	31-2307	—
GSX-R750RG/G/H	1986	31-2218	—	PE250	78-79	31-5835	—
GSX-R750	88-93	31-2218	31-2233	PE250T/X	80-81	31-2218	—
GSX-R750WR/WS	94-95	31-2218	—	RM-Z250	04-06	31-2237	31-2234
GSX-R750	96-08	31-2242	—	RM-Z250	07-11	31-2307	31-2234
GT750J/K Lemans	72-73	31-5835	—	RM250	76-78	31-5835	—
VS750GL Intruder	88-91	31-2218	—	RM250	79-80	31-5832	—
VL800 Volusia/C50	01-12	31-2218	—	RM250	1988	31-2218	—
VL800K1-K3 Volusia	01-03	31-2218	—	RM250	89-04	31-2307	31-2234
VS800GL Intruder	92-01	31-2218	—	RM250	05-08	31-2323	—
VX800	90-93	31-2218	—	RMX250K~W	89-98	—	31-2234
VZ800 Marauder	97-09	31-2218	—	RS250T/X	80-81	31-2218	—
GS850G	79-83	31-2218	—	TM250J/K/L/M	72-75	31-5835	—
RF900RR~RV	94-97	31-2218	—	TS250	70-79	31-5835	—
DL1000 V-Strom	02-12	31-2242	—	DR350L~X Offroad	90-99	31-2218	31-2234
GS1000C/EC/N/EN	78-79	31-2218	31-2233	DR350S Dual Sport	90-99	31-2218	31-2234
GS1000ET	1980	31-2218	31-2233	RM370A/B	76-77	31-5835	—
GS1000GT/GLT/GX/GLX	80-81	31-2218	—	SP370C/N Dual Sport	78-79	31-5835	—
GS1000LN	1979	31-2218	31-2233	DR-Z400E/Y Offroad	00-07	31-2307	31-2234
GS1000SN/ST	79-80	31-2218	31-2233	DR-Z400S Dual Sport	00-12	31-2307	31-2234
GS1000SZ Katana	1982	31-2218	31-2233	DR-Z400SM Supermoto	05-09	31-2307	—
GSX-R1000K1-K4	01-04	31-2263	—	DR400T	1980	31-2218	—
GSX-R1000	05-11	31-2242	—	PE400T/X	80-81	31-2218	—
TL1000R	98-03	31-2242	—	RM400C	1978	31-5835	—
TL1000S	97-01	31-2263	—	RM400N/T	79-80	31-5832	—
GS1100ET/EX/EZ/ED/ESD	80-83	31-2218	31-2233	SP400T Dual Sport	1980	31-5835	—
GS1100GKZ /GK2/GKD/GKE	82-84	31-2218	—	TM/TS400	73-77	31-5835	—
GS1100GZ/GLZ/GD/GLD	82-83	31-2218	—				

EQUIPMENT &amp; TOOLS

HARD PARTS

CARB &amp; FUEL

IGNITION/ELECTRICAL

CONTROL

SUSPENSION

ACCESSORIES

MARINE

SUZUKI® DUALSPORT/OFFROAD APPLICATION	YEAR	STEERING BEARINGS	SWINGARM BEARINGS
RM-Z450 K/L	05-11	31-2307	—
DR500X/Z/D	81-83	31-2218	—
SP500X/Z/D Dual Sport	81-83	31-2218	—
DR650S Dual Sport	92-95	31-2218	—
DR650S Dual Sport	96-12	31-2307	31-2234

YAMAHA® STREET APPLICATION	YEAR	STEERING BEARINGS	SWINGARM BEARINGS
LT160EK/EL/EM/EN	89-92	—	31-4963(KIT)
LT-F160 Quadrunner	91-96	—	31-4963(KIT)
LT-F160 Quad	97-03	—	31-4963(KIT)
DR-Z125/L	03-12	31-2232	—
DR125SER/SES/SET Dual Sport	94-96	31-2218	—
RM125	05-08	31-2323	—
RM125	92-04	31-2307	31-2234

RM125/A/B/C	75-78	31-5835	—
RM125J	1988	31-2218	—
RM125N/T	79-80	31-5832	—
PE175	80-84	31-2218	—
PE175C/N	78-79	31-5835	—
RS175T/X/Z	80-82	31-2218	—
DR200SE Dual Sport	96-09	31-2218	—
DR250L/M/N/P Offroad	90-93	31-2218	31-2234
DR250SL~SES Dual Sport	90-95	31-2218	31-2234
DR-Z250	01-07	31-2307	—
PE250	78-79	31-5835	—

PE250T/X	80-81	31-2218	—
RM-Z250	04-06	31-2237	31-2234
RM-Z250	07-11	31-2307	31-2234
RM250	76-78	31-5835	—
RM250	79-80	31-5832	—
RM250	1988	31-2218	—
RM250	89-04	31-2307	31-2234
RM250	05-08	31-2323	—
RMX250K~W	89-98	—	31-2234

RS250T/X	80-81	31-2218	—
TM250J/K/L/M	72-75	31-5835	—
TS250	70-79	31-5835	—
DR350L~X Offroad	90-99	31-2218	31-2234
DR350S Dual Sport	90-99	31-2218	31-2234
RM370A/B	76-77	31-5835	—
SP370C/N Dual Sport	78-79	31-5835	—
DR-Z400E/Y Offroad	00-07	31-2307	31-2234
DR-Z400S Dual Sport	00-12	31-2307	31-2234
DR-Z400SM Supermoto	05-09	31-2307	—

DR400T	1980	31-2218	—
PE400T/X	80-81	31-2218	—
RM400C	1978	31-5835	—
RM400N/T	79-80	31-5832	—
SP400T Dual Sport	1980	31-5835	—
TM/TS400	73-77	31-5835	—
RM-Z450 K/L	05-11	31-2307	—
DR500X/Z/D	81-83	31-2218	—
SP500X/Z/D Dual Sport	81-83	31-2218	—
DR650S Dual Sport	92-95	31-2218	—
DR650S Dual Sport	96-12	31-2307	31-2234

XJ550RH/RJ/RK Seca	81-83	31-5832	31-0905(KIT)
XZ550RJ/RK Vision	82-83	31-5833	—
FJ600L/LC/N/NC	84-85	31-5832	—
FZ6 Fazer	04-10	31-2218	—
FZ6-R	09-13	31-2218	—
FZ600S/SC/T/TC/U/UC	86-88	31-5833	—
FZR600R	89-99	31-2218	—
SRX600S/SC	1986	31-5833	—
YX600S Radian	86-90	31-5832	—
YZF600R	95-07	31-2218	—
YZF-R6	99-05	31-2242	—
YZF-R6	06-13	31-5563	—
YZF-R6S	06-09	31-2242	—

TX650/A	73-74	31-5833	—
XJ650G/H/J/K Maxim	80-83	31-5833	—

YAMAHA® STREET APPLICATION	YEAR	STEERING BEARINGS	SWINGARM BEARINGS
XJ650LH Midnight Maxim	1981	31-5833	—
XJ650LJ/LK Seca Turbo	82-83	31-5833	—
XJ650RJ Seca	1982	31-5833	—
XS1/XS1B/XS2 650	70-72	31-5833	31-0886(KIT)
XS650B/C/D/E/F/2F	75-79	31-5833	31-0905(KIT)
XS650G/H Special II	80-81	31-5833	31-0905(KIT)
XS650SE/SF/SG/SH	78-81	31-5833	31-0905(KIT)
XS650SJ/SK Heritage Special	82-83	31-5833	31-0905(KIT)
XVS650 V-Star, All	98-13	31-2218	31-0825
FZ700T/TC	1987	31-2218	—
FZX700S/SC/T/TC Fazer	86-87	31-2218	—
XJ700N/NC/S/SC Maxim	85-86	31-2218	—
XJ700XN Maxim X (20 valve)	85-86	31-2218	—
XV700CS/CSC/CT/CTC Virago	86-87	31-2218	—
XV700L/LC/N/NC Virago	84-85	31-2218	—
XV700SS/SSC Virago	1986	31-2218	—
FZ750N/S/SC	85-86	31-2218	—
FZ750U/UC	1988	31-2218	—
FZR750RT/RU	87-88	31-2218	—
TX750/A	73-74	31-5833	31-0886(KIT)
XJ750J/K Maxim	82-83	31-5833	—
XJ750MK Midnight Maxim	1983	31-5833	—
XJ750RH/RJ/RK Seca	81-83	31-5833	—
XS750D/2D/E/F	77-79	31-2218	—
XS750SE/SF Special	78-79	31-2218	—
XV750H/J/K/MK Virago	81-83	31-5833	—
XV750H1/HC1/J1/J1C Virago	96-97	31-2218	—
XV750MK Midnight Virago	1983	31-5833	—
XV750U/UC~G/GC Virago	88-99	31-2218	—
FZ-8	11-13	31-5563	—
TDM850D/DC/E/EC	92-93	31-2218	—
XS850 Triple Series	80-81	31-2218	—
TDM900	03-05	31-2242	—
XJ900RK Seca	1983	31-2218	—
XV920J/K/MK Virago	82-83	31-5833	—
XV920RH/RJ	81-82	31-5833	—
XVS950 V-Star	09-13	31-2218	—
FZR1000	87-95	31-2218	—
FZS1000 FZ-1	01-05	31-2218	—
FZS1000N/ FZ1	01-04	31-2218	—
FZS10 FZ-1	06-13	31-5563	—
XV1000L/LC/N/NC Virago	84-85	31-2218	—
YZF-R1	98-06	31-2242	—
YZF-R1	07-13	31-5563	—
FJ1100L/LC/N/NC	84-85	31-2218	—
XJ1100J Maxim	1982	31-2218	—
XS1100, All	78-81	31-2218	—
XV1100S Virago	86-98	31-2218	—
XVS1100 V-Star	99-09	31-2218	—
FJ1200, All	86-93	31-2218	—
VMX12 V-Max	85-07	31-2218	—
XTZ12 Super Tenere	12-13	31-5563	—
XVZ12DKC2 Venture Royale	1984	31-2218	—
XVZ12L/KC2 Venture	1984	31-2218	—
XVZ12TDK Venture Royale	1983	31-2218	—
XVZ12TK Venture	1983	31-2218	—
FJR1300 All	03-13	31-2242	—
XVS1300 V-Star	07-13	31-2218	—
XVZ1300 Royal Star, All	96-13	31-2218	—
XVZ13DL/DN Venture Royale	84-85	31-2218	—
XVZ13DS/DSC Venture Royale	1986	31-2218	—
XVZ13DT/DTC Venture Royale	1987	31-2218	—
XVZ13T/TC/U/UC Venture	87-88	31-2218	—
XVZ13D Venture Royale	89-93	31-2218	—
XV1600 Road Star	99-03	31-2218	—
XV1600 Road Star Limited	2000	31-2218	—
XV1600 Road Star Silverado	99-01	31-2218	—
XV1700 Road Star	03-13	31-2218	—

YAMAHA® ATV				YAMAHA® DUALSPORT/OFFROAD			
APPLICATION	YEAR	STEERING BEARINGS	SWINGARM BEARINGS	APPLICATION	YEAR	STEERING BEARINGS	SWINGARM BEARINGS
YFA1W Breeze Moto-4	1989	—	<b>31-0885(KIT)</b>	YZ125K/L/N/S	83-86	<b>31-2218</b>	<b>31-0830</b>
YFA1B~YFA1R Breeze Moto-4	91-03	—	<b>31-0885(KIT)</b>	YZ125	96-09	<b>31-2246</b>	—
YT125N Tri-Moto ATV	1985	<b>31-5817</b>	—	CT1/B/C/CT2/CT3-175 Enduro	69-73	<b>31-5817</b>	—
YFM125 GRIZZLY	04-13	—	<b>31-0885(KIT)</b>	DT175A/B/C	74-76	<b>31-5817</b>	<b>31-0885(KIT)</b>
YT175J/K Tri-Moto ATV	82-83	<b>31-5817</b>	—	DT175F/G/H	79-81	<b>31-5817</b>	<b>31-0885(KIT)</b>
YFM200DX Moto-4	86-89	—	—	IT175D/E/F/G/H/J/K	77-83	<b>31-2218</b>	—
YFS200U~R Blaster	88-03	—	<b>31-0830</b>	MX175A/B	74-75	<b>31-5817</b>	<b>31-0885(KIT)</b>
YTM200K Tri-Moto	1983	<b>31-5817</b>	—	MX175G/H/J	79-81	<b>31-5817</b>	<b>31-0885(KIT)</b>
YTM200N Tri-Moto	1984	<b>31-5832</b>	—	TY175B/C Trials	75-76	<b>31-5817</b>	<b>31-0885(KIT)</b>
YFM200 Moto-4	86-89	—	<b>31-0885(KIT)</b>	YZ175C	1976	<b>31-5817</b>	<b>31-0885(KIT)</b>
YFM225S/T/U Moto-4	86-88	—	—	BW200N/S/ES/ET/EU	85-88	<b>31-5817</b>	—
YTM225D Tri-Moto	83-85	<b>31-5817</b>	—	IT200L/N/S	84-86	<b>31-2218</b>	<b>31-0830</b>
YTM225D Tri-Moto	85-86	<b>31-5832</b>	—	TW200 Trailway	87-13	<b>31-5817</b>	—
YFB250D Timberwolf	92-95	—	—	WR200RD	1992	<b>31-2227</b>	<b>31-0830</b>
YFB250FW Timberwolf	94-95	—	—	XT200J/K/KC Dual Sport	82-83	<b>31-5817</b>	—
YFM250W/A/B Moto-4	89-91	—	—	TT-R230	05-11	<b>31-2218</b>	—
YFM350ER Moto-4	87-95	—	—	DT1CMX/DT1MX-250	1971	<b>31-5817</b>	<b>31-0885(KIT)</b>
YFM350FW Big Bear	87-96	—	—	DT250MX	77-79	—	<b>31-0886(KIT)</b>
YFM350FX Wolverine	1995	—	—	DT2MX-250	1972	<b>31-5817</b>	—
YFM350 WARRIOR	87-88	—	<b>31-0885(KIT)</b>	DT250(512)	73-76	—	<b>31-0886(KIT)</b>
YFM350X Warrior	87-03	—	<b>31-0830</b>	IT250D/E/F/G/H/J	77-82	<b>31-2218</b>	—
YFP350U Terrapro	1988	—	<b>31-0830</b>	IT250K	1983	<b>31-2218</b>	<b>31-0830</b>
YFZ350 Banshee	87-06	—	<b>31-0830</b>	MX250/A/B	73-75	<b>31-5817</b>	—
YFM400F Kodiak	93-95	—	—	TT250G/H/J Offroad	80-82	<b>31-5817</b>	<b>31-0882(KIT)</b>
<b>YAMAHA® DUALSPORT/OFFROAD APPLICATION</b>				<b>YAMAHA® DUALSPORT/OFFROAD APPLICATION</b>			
DT50U/W/A	88-90	<b>31-5817</b>	—	TY250A/C/D Trials	74-77	<b>31-5817</b>	<b>31-0885(KIT)</b>
YZ50G	1980	<b>31-5817</b>	—	WR250F Offroad WR250X	02-11	<b>31-2246</b>	—
JT2/JT2MX-60	1972	<b>31-5817</b>	—	WR250R Dual Sport	08-13	<b>31-2246</b>	—
YZ60H/J/K	81-83	<b>31-5817</b>	—	WR250X Supermoto	08-10	<b>31-2246</b>	—
BW80S/T/U/A	86-90	<b>31-5817</b>	—	XT250G/H/J/K/KC Dual Sport	80-83	<b>31-5817</b>	<b>31-0882(KIT)</b>
DT80H/J/K	81-83	<b>31-5817</b>	—	XT250L/LC Dual Sport	1984	<b>31-2218</b>	—
GT1/GTMX-80	1973	<b>31-5817</b>	—	YZ250A/B/C	74-76	<b>31-5817</b>	—
GT80A~G	74-80	<b>31-5817</b>	—	YZ250D/E/F/G/H/J	77-82	<b>31-2218</b>	—
GTMXA/MXB/MXC-80	74-76	<b>31-5817</b>	—	YZ250K/L/N/S	83-86	<b>31-2218</b>	<b>31-0830</b>
GTMXD/MXE/MXF-80	77-79	<b>31-5817</b>	—	YZ250 Offroad 2-stroke	96-11	<b>31-2246</b>	—
MX80G/H/J	80-82	<b>31-5817</b>	—	YZ250F Offroad 4-stroke	01-11	<b>31-2246</b>	—
TY80A/B Trials	74-75	<b>31-5817</b>	—	TT350S/T Offroad	86-87	<b>31-2218</b>	<b>31-0830</b>
YZ80	74-83	<b>31-5817</b>	—	XT350N/NC~M/MC Dual Sport	85-00	<b>31-2218</b>	<b>31-0830</b>
YZ80	85-99	<b>31-5818</b>	—	DT360A	1974	<b>31-5817</b>	—
YZ80	00-01	<b>31-5819</b>	—	MX360/A	73-74	<b>31-5817</b>	—
YZ85	02-13	<b>31-5819</b>	—	RT1-RT 360 Enduro	70-73	<b>31-5817</b>	—
HT1/HT1B/HT1BM-90 Enduro	70-71	<b>31-5817</b>	—	RT1M/RT1/RT2MX-360	70-72	<b>31-5817</b>	—
TTR90	00-07	<b>31-5817</b>	—	YZ360A/B	74-75	<b>31-5817</b>	—
DT100(A-C)	74-76	—	<b>31-0885(KIT)</b>	DT400B/C/D/E	75-78	<b>31-5817</b>	—
DT100A~K	74-83	<b>31-5817</b>	—	DT400MX	77-79	—	<b>31-0886(KIT)</b>
LT2/LT3-100	72-73	<b>31-5817</b>	—	IT400C	1976	<b>31-5817</b>	—
MX100A/B	74-75	<b>31-5817</b>	<b>31-0885(KIT)</b>	IT400D/E/F	77-79	<b>31-2218</b>	—
MX100F/G/H/J/K	79-83	<b>31-5817</b>	—	MX400B	1975	<b>31-5817</b>	—
RS100B/C	75-76	<b>31-5817</b>	—	WR400F Offroad 4-stroke	98-02	<b>31-2246</b>	—
RT100A~M	90-00	<b>31-5817</b>	—	YZ400C	1976	<b>31-5817</b>	—
YZ100	76-81	<b>31-5817</b>	<b>31-0885(KIT)</b>	YZ400D/E/F	77-79	<b>31-2218</b>	—
YZ100J/K	82-83	<b>31-2218</b>	—	YZ400FK/FL Offroad 4-stroke	98-99	<b>31-2246</b>	—
LT2M/LT2MX-100	72-73	<b>31-5817</b>	—	IT425G	1980	<b>31-2218</b>	—
TTR110	08-16	<b>31-5824</b>	—	WR426F Offroad 4-stroke	01-02	<b>31-2246</b>	—
AT1-125 Enduro	69-71	<b>31-5817</b>	—	YZ426F Offroad 4-stroke	00-02	<b>31-2246</b>	—
AT1M/AT1MB-125	69-70	<b>31-5817</b>	—	WR450F Offroad 4-stroke	05-09	<b>31-2246</b>	—
AT1MX MX-125	71-73	<b>31-5817</b>	—	YZ450F Offroad 4-Stroke	03-12	<b>31-2246</b>	—
AT2/AT3-125 Enduro	72-73	<b>31-5817</b>	—	IT465H/J	81-82	<b>31-2218</b>	—
DT1 250 Enduro	68-79	<b>31-5817</b>	—	YZ465G/H	80-81	<b>31-2218</b>	—
DT125A~H Enduro	74-81	<b>31-5817</b>	<b>31-0885(KIT)</b>	IT490K/L	83-84	<b>31-2218</b>	<b>31-0830</b>
IT125G/H	80-81	<b>31-5817</b>	<b>31-0885(KIT)</b>	YZ490J	1982	<b>31-2218</b>	—
MX125A/B/C	74-76	<b>31-5817</b>	—	YZ490K/L/N/S/T	83-86	<b>31-2218</b>	<b>31-0830</b>
TTR125	00-04	<b>31-5824</b>	—	YZ490T (requires 2 pks)	1987	<b>31-2218</b>	<b>31-0830</b>
TTR125E	03-08	<b>31-5824</b>	—	YZ490U/W/A (inner)	88-90	<b>31-2218</b>	—
TTR125LE	03-15	<b>31-5824</b>	—	SC500/A Scrambler	73-74	<b>31-5817</b>	—
XT125J/K/KC Dual Sport	82-83	<b>31-5817</b>	—	TT500C/D/E/F/G/H Offroad	76-81	<b>31-5817</b>	—
YZ125	96-09	<b>31-2246</b>	—	XT500C/D/E/F/G/H Dual Sport	76-81	<b>31-5817</b>	—
YZ125	77-82	<b>31-2218</b>	—	XT550J/K Dual Sport	82-83	<b>31-2218</b>	—
YZ125A/B/C/X	74-76	<b>31-5817</b>	<b>31-0885(KIT)</b>	TT600K/L/N/S Offroad	83-86	<b>31-2218</b>	<b>31-0830</b>
				XT600L/LC~G/GC	84-95	<b>31-2218</b>	<b>31-0830</b>

EQUIPMENT &amp; TOOLS

HARD PARTS

CARB &amp; FUEL

IGNITION/ELECTRICAL

CONTROL

SUSPENSION

ACCESSORIES

MARINE

EQUIPMENT & TOOLS

### STEERING BEARING INSTALLER

A new approach to steering bearing installation! This system utilizes specially designed aluminum inserts to quickly and accurately install lower steering bearings. Simply choose the correct insert, slide the setting driver over the steering tube, and tap the bearing into place with a hammer. Comes with inserts & driver.

**35-4544** Steering Bearing Installer Tool



HARD PARTS

### MOTION PRO SWINGARM BEARING TOOL

This tool is designed for installation of the swingarm bearings on late model Japanese motorcycles. Using the correct size insert (various sizes included in kit) and the puller, the bearing can be installed into the swingarm. Sold as a kit.

**35-0213** Motion Pro Swingarm Bearing Tool



CARB & FUEL

IGNITION/ELECTRICAL

### SWINGARM BUSHINGS

Bronze replacement bushings. **Made in Japan** to OEM specifications. Sold 2 per kit.



KAWASAKI®	
K&L P/N	YEAR
<b>31-8083</b>	
S1B/C-250 (2 stroke triple)	74-75
S2-350 (2 stroke triple)	1973
S3/S3A-400 (2 stroke triple)	74-78
H1B/E/F-500 (2 stroke triple)	72-76
KZ650B1/C1	1977
H2B/H2C-750 (2 stroke triple)	74-75
Z1/A/B/B1 900	73-76
YAMAHA®	
K&L P/N	YEAR
<b>31-8083</b>	
XS360D/2D	1977
XS400	77-80
TX/XS650, All	73-81

CONTROL

SUSPENSION

ACCESSORIES

### EBC DOT 4 BRAKE FLUID

General purpose glycol fluid with wet boiling point of 260°C/500°F for modern motorcycle brake systems. CANNOT be mixed with Dot 5 silicone fluids. Sold in 8.8 oz. bottle.

**35-7123** Dot 4 Brake Fluid 8.8 oz.


**35-7123**



MARINE

### SWINGARM BEARING KITS

Replacement shaft and bearings reduce wear, improve handling. **Made in Japan.**



HONDA®			
<b>31-6923</b> 2 x Needle Bearings, 2 x Thrust Washers, 1 x Shaft.			
CB500/K1/K2	71-73	CB750A Automatic	76-78
CB550/K1	74-75	CB750K	
CB550K	76-78	CB750K	75-78
CB550F Super Sport	75-77	CB750F Super Sport	75-78
<b>31-6926</b> 2 x Needle Bearings, 2 x Thrust Washers, 1 x Shaft			
CBX1000	1979		
<b>31-2279</b> 1 x Needle Bearings, 1 x Collar, 2 x Ball Bearings, 1 x Dust Seal			
VFR800	02-09	VTR1000	98-05
<b>31-2280</b>			
XL600V	89-90		
<b>31-6912</b> 3 x Bearings, 4 x Dust Seals			
CBR900RR CBR929	00-01		
<b>31-6913</b> 3 x Bearings, 4 x Dust Seals			
CBR900RR CBR954	02-03		
<b>31-6914</b> 3 x Bearings, 2 x Dust Seals			
CBR1000RA ABS	09-15	CBR1000S	14-15
CBR1000RA ABS	09-15	CBR1000S	14-15
CBR1000RR	04-15	VFR1200FD Interceptor	10-14
CBR1000RS	2014		
KAWASAKI®			
<b>31-6924</b> 4 x Needle Bearings, 2 x Thrust Washers, 1 x Shaft, 2 x Spacers.			
Z1/A/B-900	73-75	KZ900A4/A5	76-77
KZ900B1 LTD	1976		
YAMAHA®			
<b>31-0905</b> 4 x Needle Bearings, 2 x Thrust Washers, 1 x Shaft,			
RD250/A/B	73-75	XJ550H/J/K Maxim	81-83
RD350/A/B	73-75	XJ550RH/RJ/RK Seca	81-83
RD400C/D/E/F	76-79	XS650 (all)	76-83
XS400	77-81		
<b>NOTE: DOES NOT FIT XS400 SECA/MAXIM MODELS 82-83</b>			
<b>31-2281</b> 2 x Needle Bearings, 1 x Shaft			
FZ6	04-06		
<b>31-2282</b> 2 x Needle Bearings, 1 x Shaft			
YZF-R6	03-05		
<b>31-2283</b> 2 x Needle Bearings, 1 x Shaft, 1 x Dust Seal			
YZF-R6	99-02		
<b>31-2284</b> 2 x Needle Bearings, 1 x Shaft			
YZF-R1	98-03		

### MOTION PRO HYDRAULIC BRAKE BLEEDER

Makes bleeding brakes a one person job. This unique check valve allows fluid and air to escape while preventing air from re-entering the system. Instructions and hose included.

**Made in U.S.A.**

**35-9761** Motion Pro Hydraulic Brake Bleeder



**35-9761**

## WHEEL BEARINGS

Japanese-made single row bearings. Sold each. "Z" indicates single metal-shielded bearing "ZZ" indicates double metal-shielded bearing, "2RS" indicates double rubber sealed bearing. No letter designation indicates Unshielded Bearing. **Made in Japan.**

K&L P/N	BEARING#	SIZE	NOTES
00-0843	6003-ZZ	17x35x10	Double Metal Shielded
31-5697	6004-ZZ	20x42x12	Double Metal Shielded
31-5694	6004-2RS	20x42x12	Double Rubber Sealed
31-5710	6007-ZZ	35x62x14	Double Metal Shielded
31-5690	6007-2RS	35x62x14	Double Rubber Sealed
31-5693	6008-2RS	40x68x15	Double Rubber Sealed
31-5689	6202-2RS	15x35x11	Double Rubber Sealed
31-5712	6203-ZZ	17x40x12	Double Metal Shielded
31-5688	6203-2RS	17x40x12	Double Rubber Sealed
31-5687	6205-2RS	25x52x15	Double Rubber Sealed
31-5721	6301Z	12x37x12	Single Metal Shielded
31-5722	6302Z	15x42x13	Single Metal Shielded
31-5733	6302-ZZ	15x42x13	Double Metal Shielded
31-5686	6302-2RS	15x42x13	Double Rubber Sealed
31-5724	6304Z	20x52x15	Single Metal Shielded



## VINTAGE HONDA ROUND MASTER CYLINDER

HONDA OE#45500-410-000. 15.8MM  
Fitment: CX500 1978, CB750F2 (USA) 1977 - 1978, GL1000 1975 - 1978


**33-1165** Vintage Honda Round Master Cylinder



## 14 MM FRONT BRAKE MASTER CYLINDER

Front brake master cylinder (14mm) with integral brake light switch, 10mm mirror mount and fluid lever sight glass.

**33-1151** 14mm Front Brake Master Cylinder



## COMPACT BRAKE RESERVOIR

Change your stock brake reservoir to the compact racing style. Hose included. \* Check fluid level frequently to ensure fluid is not too low.

**33-1132** Compact Brake Reservoir



## NISSIN MASTER CYLINDERS

Nissin remote reservoir master cylinders have powerful stopping performance. Lever angle is adjustable to several different positions. Three different color combinations now available. **Made in Japan.**

- 33-1043** Brake Master Cylinder 14mm piston silver
- 33-1133** Brake Master Cylinder 14mm piston black
- 33-1129\*** Brake Master Cylinder 5/8" piston silver
- 33-1130\*** Brake Master Cylinder 5/8" piston black
- 33-1131** Brake Master Cylinder 5/8" piston gold

**\*NOTE: THESE MASTER CYLINDERS COME WITH MIRROR MOUNT**



### REPLACEMENT PARTS

- 33-1044** Clutch Master Cylinder Rebuild Kit 14mm
- 33-1076** Brake Master Cylinder Rebuild Kit 14mm
- 33-1077** Clutch Master Cylinder Reservoir Tank & Hose
- 33-1091** Brake Master Cylinder Reservoir Tank & Hose
- 33-1098** Clutch Lever (4 Position)
- 33-1108** Brake Lever (4 Position)



## NISSIN RADIAL MASTER CYLINDERS

Radial master cylinder body lets the lever flow fluid directly through the vertical master cylinder giving precise and powerful brake feel. The lever is adjustable to several different positions. (Banjo bolt required, use M10x P1.25.) **NOTE: IT IS ALSO NECESSARY TO CHANGE THE BRAKE LINE.**

- 33-1135** Radial Brake Master Cylinder. 19mm Gold w/ Black lever
- 33-1136** Radial Brake Master Cylinder. 17mm Black w/ Black lever
- 33-1143** Radial Clutch Master Cylinder. 19mm Gold w/ Silver lever
- 33-1148** Radial Clutch Master Cylinder. 19mm Gold w/ Black lever



## RETRO ROUND BRAKE MASTER CYLINDER

Classic retro styling in a high-quality custom master cylinder. Use with an M10x P1.25 banjo bolt, which fits most OEM master cylinders on most Honda®, Yamaha®, Kawasaki® and Suzuki® models. Some newer Ducati® and Suzuki applications are M10 x P1.0 and will require a new banjo bolt. Not compatible with DOT 5 silicone brake fluid. Designed to be used on 7/8" handlebars. **Made in Japan.**

- 32-1183** 5/8" Black/Silver
- 32-1184** 5/8" Black/Black
- 32-1187** 14mm Black/Silver
- 32-1188** 14mm Black/Black



## SMOKED TRANSPARENT RESERVOIR COMPACT BRAKE RESERVOIR

Switch your reservoir tank to the unique smoked reservoir. Cap, diaphragm, plate and cap guide included. Hose is not included.

- 33-1162** Smoked Clutch Reservoir
- 33-1161** Smoked Brake Reservoir



EQUIPMENT & TOOLS

HARD PARTS

CARB & FUEL

IGNITION/ELECTRICAL

CONTROL

SUSPENSION

ACCESSORIES

MARINE

EQUIPMENT & TOOLS

HARD PARTS

CARB & FUEL

IGNITION/ELECTRICAL

CONTROL


SUSPENSION

ACCESSORIES

MARINE

## K&L CLUTCH MASTER CYLINDER PUSHROD & BUSHING SET

3 piece set includes pushrod, bushing, and rubber boot. Numerous Applications, see partial listing below. If your application is not listed see reference numbers below. **Made in Japan.**



HONDA®	REFERENCE #	DESCRIPTION
<b>32-1125</b>	22884-MB0-006	Clutch Master Cylinder Pushrod
	22885-MB0-006	Bushing
	45504-410-003	Rubber Boot

RC30/RC45	All
VF/VFR 500, 750, 1000, 1100 Magna Sabre & Interceptor	83 on
CB550/650/700 Nighthawk	83-85
VT700/750/800/1100 Shadow	83 on
VFR800 Interceptor	83 on
PC800 Pacific Coast	All
CB/CBR1000, 1100	87 on
VTR1000 Superhawk	98 on
ST1100,1300	91 on
GL1200, 1500, 1800 Goldwing, Valkyrie, Rune	84 on

KAWASAI®	REFERENCE #	DESCRIPTION
<b>32-1125</b>	13116-1110	Clutch Master Cylinder Pushrod
	92028-1310	Bushing
	49016-1044	Rubber Boot

ZX750 Ninja, ZX7, ZX7R	87 on
ZL900, 1000 Eliminator	84 on
ZX900 Ninja, 900 ZX9R	84 on
ZX1000 Ninja 1000R	86 on
ZG1000 Concours	86 on
ZX1000, 1100 Ninja ZX10, ZX11	88 on
ZR1100, 1200	92 on
ZX1200 ZZR1200	02 on
ZG1200 Voyager	86 on
VN1500, 1600 Vulcan	87 on

SUZUKI®	REFERENCE #	DESCRIPTION
<b>32-1125</b>	59871-08A00	Clutch Master Cylinder Pushrod
	59892-08A00	Bushing
	59666-44300	Rubber Boot

GV700GLF/GLF2 Madura	1985
VS700/750 /800 Intruder	86 on
GSX-R750G/H	86-87
RF900RR	94-97
DL1000 V-Strom	02-12
SV/TL1000	98-07
GSX-R1100	86-98
GSX1100F Katana	88-93
GSX1100GM/GN/GP Shaft	91-93
GSF1200 Bandit	97-04
GV1200 Madura	85-86
GSX1300R Hayabusa	99-07
GV1400G Cavalcade	86-88
VS1400 Intruder	87 on
VL1500 Intruder	98-04

## K&L MASTER CYLINDER RESERVOIR REBUILD KITS

Kits include mounting o-ring, plastic reservoir (oil cup), diaphragm, reservoir cap and reservoir cap screws. **Made in Japan.**



HONDA	OEM REF P/N	DESCRIPTION
<b>32-8043</b>	1 45511-463-006	Reservoir (Oil Cup)
	1 45520-422-026	Diaphragm
	1 45513-422-672	Reservoir Cap (Oil Cup Cap)
	1 45516-422-006	O-Ring-39.7 x 3.5mm
	4 93600-04037-1G	Reservoir Cap Screw 4x37mm
	4 90137-422-006	Reservoir Cap Screw 4x35mm

APPLICATION	YEAR
CB/CM400	79-80
CX500	79-80
CB650	79-80
CB750 D.O.H.C.	79-80
CB900C Custom	80-81
CBX Super Sport	79-80
GL1000K Goldwing	1979
GL1100 Goldwing	80-81

<b>32-1317</b>	1 45511-371-003	Reservoir (Oil Cup)
	1 45520-371-003	Diaphragm
	1 45516-371-003	O-Ring
	2 45509-371-003	Inner Reservoir Cap

APPLICATION	YEAR
GL1000K Goldwing	75-78

<b>32-8047</b>	1 45511-MA5-671	Reservoir (Oil Cup)
	1 45520-MA5-672	Diaphragm
	1 45513-MA5-671	Reservoir Cap (Oil Cup Cap)
	1 45516-166-006	O-Ring
	2 93600-04045-1G	Reservoir Cap Screw 4x45mm

APPLICATION	YEAR
CB/CM400	1981
CB/CM450	82-83
CX500	81-82
GL500/I	81-82
CB650	81-82
GL650/I	1983
CB750 D.O.H.C.	81-83
CB900C	1982
CB900F	81-82
CBX Super Sport	81-82
GL1100 Goldwing	82-83

SUZUKI	OEM REF P/N	DESCRIPTION
<b>32-8059</b>	1 59687-45100	Reservoir (Oil Cup)
	1 59667-45100	Diaphragm
	1 59669-45130	Reservoir Cap (Oil Cup Cap)
	1 59686-45100	O-Ring
	4 59691-45100	Reservoir Cap Screw 4x45mm

APPLICATION	YEAR
GN400XT/XX	80-81
GS450	80-83
GS750ET/EX	80-81
GS850GT/GX	80-81
GS1000GT/GX	80-81

## K&L MASTER CYLINDER RESERVOIR DIAPHRAGMS

Here is the fix for leaking Master Cylinder reservoirs. These diaphragms are available for many popular applications, be sure to check the Interchange Guide below if your bike is not listed. This is the easiest way to stop bikes (and owners) from weeping, make sure to order a selection for your Parts and Service Departments today! Sold in packs of Two Diaphragms. Sold in pack/2. **Made in Japan**

### PART INTERCHANGE GUIDE

**NOTE: O.E. #'S LISTED FOR REFERENCE USE ONLY**

HONDA®			
K&L #	REPLACES	K&L #	REPLACES
32-7621	45520-MM5-006	32-7639	45520-KV3-006
32-7633	45520-MG7-006	32-7640	45520-MA5-672
32-7634	45520-300-000	32-7641	45520-422-026
32-7638	45520-371-01		

KAWASAKI®			
K&L #	REPLACES	K&L #	REPLACES
32-7662	43028-1058	32-7703	43028-1067
32-7702	43028-1057		

SUZUKI®			
K&L #	REPLACES	K&L #	REPLACES
32-7704	59667-49460	32-7709	59667-04700
32-7705	59667-18441		

YAMAHA®			
K&L #	REPLACES	K&L #	REPLACES
32-7706	4L0-25854-00-00	32-7708	56A-25854-00-00
32-7707	4HM-25854-00-00		

HONDA® STREET APPLICATION				
APPLICATION	YEAR	FRONT	REAR	CLUTCH
CB50R	2004	32-7633	—	—
NSR50R	2004	32-7633	32-7633	—
NSF100	2006	32-7633	—	—
CBR250R/RA	11-13	32-7633	—	—
CMX250C/CD Rebel	85-12	32-7633	—	—
CB400F CB-1	89-90	—	32-7633	—
CB500F/FA	2013	32-7633	32-7633	—
CBR500R/RA	2013	32-7633	32-7633	—
CB550 S.O.H.C.	74-78	32-7634	—	—
CBR600F Hurricane	87-90	—	32-7633	—
CBR600F2	91-94	32-7621	32-7634	—
CBR600F3	95-98	32-7621	32-7634	—
CBR600F4	99-04	32-7621	32-7634	—
CBR600RR	03-06	32-7621	32-7633	—
CBR600RR	07-12	32-7634	—	—
CBR600RR/RA	07-12	—	32-7633	—
FSC600/A/D Silver Wing	02-12	32-7621	32-7621	—
VT600	88-89	32-7621	—	—
VT600C Shadow	88-07	32-7621	—	—
NT650 Hawk GT	88-91	—	32-7633	—
NSA700A	2009	32-7621	32-7634	—
NT700VVA	10-11	32-7621	32-7634	—
CB750 Nighthawk	91-03	32-7621	—	—
CB750 D.O.H.C.	79-83	32-7640	—	—
CB750K S.O.H.C.	69-78	32-7634	—	—
VF750C Magna	93-01	32-7621	—	—
VFR750F	90-97	32-7621	32-7634	32-7621
VFR750F Interceptor	90-93	—	32-7634	—
VT750 Shadow	98-07	32-7621	—	—
VFR800FI Interceptor	98-06	32-7621	32-7634	32-7621
CB900F	02-07	32-7621	32-7634	—
CBR900RR	93-99	32-7639	32-7634	—
CB1000	94-95	—	32-7633	—
CB1000R	2013	32-7634	32-7634	—
CBR1000RR	04-07	—	32-7633	—
CBR1000RR	04-05	32-7639	—	—
CBR1000RR	06-12	32-7634	—	—
CBX1000	79-80	32-7641	—	—
GL1000K Goldwing	75-78	32-7638	—	—
VTR1000F	98-05	—	32-7633	—
CB1100/A	11-13	32-7621	32-7634	32-7621
CBR1100XX Blackbird	97-06	32-7621	32-7634	32-7621
GL1100 Goldwing	80-81	32-7641	—	—



HONDA® STREET APPLICATION				
APPLICATION	YEAR	FRONT	REAR	CLUTCH
GL1100 Goldwing	82-83	32-7640	—	—
ST1100	91-02	32-7621	32-7634	32-7621
VT1100C2 Shadow	95-05	32-7621	—	—
GL1200 Goldwing	84-87	32-7640	—	32-7640
VFR1200F/FD	10-12	—	32-7634	—
ST1300A	03-12	32-7621	32-7634	32-7621
VT1300C All	10-12	32-7621	32-7634	—
VTX1300A	03-09	32-7621	32-7634	—
GL1500 Goldwing	88-03	32-7621	32-7638	32-7621
GL1500C Valkyrie	97-00	32-7621	32-7633	32-7621
GL1500C Valkyrie (All)	97-03	—	32-7633	—
GL1800C Goldwing	01-12	32-7621	—	32-7621
VTX1800	02-08	32-7621	32-7634	32-7621

EQUIPMENT & TOOLS

HARD PARTS

CARB & FUEL

IGNITION/ELECTRICAL

CONTROL

SUSPENSION

ACCESSORIES

MARINE



EQUIPMENT & TOOLS

HONDA ATV® APPLICATION	YEAR	FRONT	REAR	CLUTCH
ATC200X	83-85	—	32-7633	—
ATC200X	86-88	32-7633	32-7633	—
ATC250R	83-84	—	32-7633	—
ATC250R	85-86	32-7633	32-7633	—
ATC350X	85-86	32-7633	32-7633	—
TRX200	90-91	32-7633	—	—
TRX200D	91-97	32-7633	—	—
TRX200SX	87-88	32-7633	—	—
TRX250	97-01	32-7633	—	—
TRX250EX	01-08	32-7633	—	—
TRX250R	86-89	32-7633	32-7633	—
TRX250TE/TM	02-12	32-7633	—	—
TRX250X	87-92	32-7633	32-7633	—
TRX250X	09-12	32-7633	—	—
TRX300	88-92	32-7633	—	—
TRX300	96-00	32-7633	—	—
TRX300EX	93-08	32-7633	32-7633	—
TRX300X	2009	32-7633	32-7633	—
TRX350FE/FM/TE/TM	00-03	32-7633	—	—
TRX400EX	99-08	32-7633	—	—
TRX400X	09-12	32-7633	—	—
TRX450R/ER	04-12	32-7633	—	—
TRX500FE/FM	2012	32-7633	—	—
TRX500FPE/FPM	2012	32-7633	—	—
TRX700XX	08-09	32-7633	—	—

HARD PARTS

HONDA® DUAL SPORT/OFFROAD APPLICATION	YEAR	FRONT	REAR	CLUTCH
CRF230L	08-09	32-7633	—	—
CRF230M	2009	32-7633	—	—
NX250 Dualsport	88-90	32-7633	—	—
XR250L	91-96	32-7633	—	—
XR250R	84-95	32-7633	—	—
XL350R	84-85	32-7633	—	—
XR350R	84-85	32-7633	—	—
XR500R	83-84	32-7633	—	—
XL600V	89-90	32-7633	—	—
XR600R	85-00	32-7633	—	—
XL600R	83-87	32-7633	—	—
NX650 Dualsport	88-89	32-7633	—	—
XR650L Dualsport	93-12	32-7633	—	—

CARB & FUEL

HONDA® SCOOTER APPLICATION	YEAR	FRONT	REAR	CLUTCH
NHX110	2010	32-7633	—	—
SH150i	2010	32-7633	—	—
CN250	86-05	32-7633	—	—
NSS250/A	01-07	32-7633	32-7633	—
PSS250	05-06	32-7633	32-7633	—

IGNITION/ELECTRICAL

HONDA® STREET APPLICATION	YEAR	FRONT	REAR	CLUTCH
EL250 Eliminator	88-94	32-7662	—	—
EX250F Ninja	86-07	32-7662	32-7702	—
EX250J Ninja	08-12	—	32-7702	—
ER500	99-02	32-7662	—	—
EX500A/D Ninja	87-09	32-7662	—	—
ZR550B Zephyr	90-93	32-7662	32-7702	—
ZX600A/B Ninja 600R	85-87	32-7662	32-7702	—
ZX600C Ninja 600R	88-97	32-7662	32-7702	—
ZX600D/E ZX-6	90-03	32-7662	32-7702	—
ZX600G/J ZX-6R	98-08	32-7702	32-7702	—
ZX600K/M/N ZX-6RR	03-06	32-7702	32-7702	—
ZX600P ZX-6R	07-08	32-7702	—	—
ZX600R ZX-6R	09-12	32-7702	32-7702	—
ZX636 ZX-6R	02-06	32-7702	32-7702	—
KLE650 Versys	08-12	—	32-7702	—
ER650 ER-6n	09-10	—	32-7702	—
EX650 Ninja	06-08	32-7662	32-7702	—
EX650 Ninja	09-12	—	32-7702	—
ZR750C Zephyr	91-93	32-7662	32-7702	—

CONTROL

KAWASAKI® STREET APPLICATION	YEAR	FRONT	REAR	CLUTCH
ZR750H ZR-7S	01-05	32-7662	32-7702	—
ZX750F Ninja 750R	87-90	32-7662	32-7702	32-7662
ZX750 ZX-7/ZX-7R	89-03	32-7702	32-7702	—
ZX750 ZX-7RR	96-97	32-7702	32-7702	—
VN800C/E Drifter	99-06	—	32-7702	—
VN900 Vulcan, All	06-12	32-7662	32-7702	—
ZL900/1000 Eliminator	85-87	32-7662	32-7702	32-7662
ZX900/1000 Ninja	84-87	32-7662	32-7702	32-7662
ZX900 ZX-9R	98-03	32-7702	—	—
KZ1000 P21/P22/P24	02-05	32-7662	—	—
VN1000	03-08	32-7662	—	—
ZG1000 Concours	86-06	32-7662	32-7702	32-7662
ZL1000	1987	32-7662	—	—
Z1000	03-06	32-7662	—	—
ZX1000B ZX-10	89-90	32-7662	32-7702	32-7662
ZX1000C/D ZX-10R	04-07	32-7702	32-7702	—
ZX1000D/E/F ZX-10R	08-10	32-7702	—	—
ZX1000G/H Ninja 1000	11-12	32-7702	—	—
ZX1000J/K ZX-10R	11-12	32-7702	—	—
ZR1100A Zephyr	92-95	32-7662	32-7702	32-7662
ZX1100C/D ZX-11	90-01	32-7662	32-7702	32-7662
ZG1200 Voyager XII	86-03	32-7662	32-7702	32-7662
ZX1200C ZZR-1200	02-05	32-7662	32-7702	32-7662
ZX1200 ZX-12R	00-06	32-7662	32-7702	—
ZRX1200R	01-05	32-7662	—	—
ZN1300	87-89	32-7662	—	—
ZX1400 ZX-14R	06-12	32-7702	32-7702	—
VN1500 Vulcan, All	87-08	—	32-7702	—
VN1500	00-03	32-7662	32-7702	—
VN1600 Vulcan, All	03-08	32-7662	32-7702	32-7662
VN1700 Vulcan, All	10-12	—	32-7702	—
VN2000 Vulcan, All	04-10	32-7662	32-7702	—

SUSPENSION

KAWASAKI® OFF-ROAD APPLICATION	YEAR	FRONT	REAR	CLUTCH
KX65	00-07	32-7703	32-7703	—
KX85	01-07	32-7703	32-7703	—
KX125	94-07	32-7703	32-7703	—
KX250	94-07	32-7703	32-7703	—
KLX300	97-03	32-7703	32-7703	—
KX450F	06-07	32-7703	32-7703	—
KX500	92-01	32-7703	32-7703	—
KLX650	93-01	32-7703	32-7703	—

ACCESSORIES

SUZUKI® APPLICATION	YEAR	FRONT	REAR	CLUTCH
GS500	89-02	32-7704	—	—
GSF600 Bandit	95-04	32-7704	32-7709	—
GSX600F Katana	88-06	32-7704	—	—
GSX-R600	92-05	32-7705	32-7709	—
GSX-R600	96-12	32-7705	—	—
RF600R	93-96	32-7704	32-7709	—
DL650 V-Strom	04-12	32-7704	32-7709	—
SV650	99-08	32-7704	32-7709	—
SV650S	99-08	32-7705	—	—
GSX750F Katana	89-06	32-7704	—	—
GSX-R750	88-05	32-7705	32-7709	—
GSX-R750	06-12	32-7705	—	—
VL800 Volusia	01-06	32-7704	—	—
VS800 Intruder	92-09	32-7704	—	32-7704
RF900R	94-97	32-7704	—	—
DL1000 V-Strom	02-12	32-7704	32-7709	32-7704
GSX-R1000	01-06	32-7705	32-7709	—
GSX-R1000	07-12	32-7705	—	—
SV1000S	03-07	32-7705	—	—

MARINE

SUZUKI® APPLICATION	YEAR	FRONT	REAR	CLUTCH
TL1000S	97-01	32-7705	32-7709	—
TL1000R	98-03	32-7705	32-7709	—
GSX1100F Katana	88-93	32-7704	—	32-7704
GSX-R1100	86-98	32-7704	—	32-7704
GSF1200 Bandit	97-06	32-7704	32-7709	32-7704
GSX-R1300 Hayabusa	99-12	32-7704	32-7709	32-7704
VS1400 Intruder	87-09	32-7704	32-7709	32-7704
VL1500 Intruder	98-06	32-7704	—	32-7704

YAMAHA® STREET APPLICATION	YEAR	FRONT	REAR	CLUTCH
SRX250	1987	32-7706	—	—
XV250 Route 66	88-90	32-7706	—	—
XV250 Virago	88-07	32-7706	—	—
XV250 V-Star	08-12	32-7706	—	—
XT350	85-00	32-7706	—	—
XS400	82-83	32-7706	—	—
XV500 Virago	1983	32-7706	—	—
XV535 Virago	87-00	32-7706	—	—
XJ550 Maxim	89-02	32-7706	—	—
XJ550 Seca	89-02	32-7706	—	—
XZ550 Vision	82-83	32-7706	—	—
XT600	84-02	32-7706	—	—
XJ650 Maxim	80-83	32-7706	—	—
XJ700 Maxim	85-86	32-7707	—	—
XJ700 Maxim X	85-86	32-7707	—	—
XV700 Virago	84-87	32-7707	—	—
XJ750 Maxim	82-83	32-7707	—	—
XV750 Virago	81-83	32-7706	—	—
XV750 Virago	88-97	32-7707	—	—
XV920K/MK Virago	1983	32-7706	—	—
FZ1000S FZ1	01-05	32-7707	—	—

YAMAHA® ATV APPLICATION	YEAR	FRONT	REAR	CLUTCH
YFS200 Blaster	03-06	32-7706	—	—
YFM250B Bruin 2WD	05-06	32-7706	—	—
YFM250B Big Bear 2WD	07-09	32-7706	—	—
YFM250X Bear Tracker	02-04	32-7706	—	—
YFM350FW Big Bear 4WD	87-11	32-7706	—	—
YFM350FX Wolverine 4WD	95-09	32-7706	—	—
YFM350 Grizzly	07-11	32-7706	—	—
YFM350R Raptor	04-11	32-7706	—	—
YFM350U Big Bear 2WD	96-99	32-7706	—	—
YFM350X Warrior	87-04	32-7706	—	—
YFZ350 Banshee	87-06	32-7706	—	—
YFM400F Kodiak 4WD	93-06	32-7706	—	—
YFM400FG Grizzly 4WD	07-08	32-7706	—	—
YFM450FG Grizzly 4WD	07-11	32-7706	—	—
YFZ450	04-06	32-7706	—	—
YFM600FW Grizzly	98-01	32-7706	—	—
YFM660F Grizzly	02-08	32-7706	—	—
YFM660R Raptor	01-05	32-7706	—	—

YAMAHA® OFF-ROAD APPLICATION	YEAR	FRONT	REAR	CLUTCH
YZ80	93-96	32-7708	—	—
YZ85	02-04	32-7708	—	—
TTR125/L	00-11	32-7708	—	—
YZ125	94-95	32-7708	—	—
YZ125	02-03	32-7708	—	—
TTR225	99-04	32-7706	—	—
YZ250	94-95	32-7708	—	—
YZ250	02-03	32-7708	—	—
YZ250F	01-03	32-7708	32-7708	—
WR250	95-96	32-7708	—	—
WR250F	01-03	32-7708	32-7708	—
WR426F	01-02	32-7708	—	—
YZ426F	01-02	32-7708	32-7708	—
WR450F	2003	32-7708	—	—
YZ450F	2003	32-7708	—	—

### MASTER CYLINDER CONNECTING SET

This kit allows replacement of this commonly crash damaged component; and contains one each of the following. Connector, Dust Cover, O-Ring, and Snap Ring. **Made in Japan**

**32-7601** Master Cylinder Connecting Set



32-7601

HONDA® STREET APPLICATION	YEAR	SUZUKI® STREET APPLICATION	YEAR
CBR600RR	07-10	GSX-R600	97-09
CBR900RR	92-03	SV650	99-08
CBR1000RR	04-10	GSX-R750	88-08
GL1500	97-03	GSX-R1000	01-09
RC51	00-06	SV1000	03-07
VTX1800C	02-08	TL1000	98-03
VTR1000	97-04	TL1000S	97-01

HONDA® DIRT APPLICATION	YEAR	SUZUKI® DIRT APPLICATION	YEAR
CR80R/RB	96-02	RM125N-S	92-95
CR85R/RB	03-07	RM125K1-K6	01-06
CR125R	94-97	RM250P-S	93-95
CR250R	92-96	RM250K1-K6	01-06
		DR250	90-95
		DR350S	90-98

YAMAHA® STREET APPLICATION	YEAR	KAWASAKI® STREET APPLICATION	YEAR
TZ125	99-00	ZX600G1/G2 ZX-6R	98-02
TZ250	99-01	ZX600 ZX-6RR	03-06
FZR600R	94-95	ZX636A1P ZX-6R	02-11
YZF600R	96-04	ZX750P1-P7 ZX-7R	96-03
YZF-R6	99-09	ZX750N1 ZX-7RR	96-98
YZF-R6 LTD	2006	ZX750J1/J2 ZXR	89-95
YZF-R7	1999	ZX750M1/M2 ZXR	93-94
YZF750	94-98	ZX900 ZX-9R	98-03
FZR1000	91-95	ZX1000 ZX-10R	04-11
YZF-R1	98-03	ZX1400	06-11

YAMAHA® DIRT APPLICATION	YEAR
WR250F	01-02
YZ250F	01-02
WR400F	98-00
WR426F	01-02
YZ400F	00-01
YZ426F	00-01

### MITYVAC DELUXE VACUUM TESTER KIT

Kit includes accessories needed to bleed brake systems and test basic vacuum related systems in the engine, ignition and fuel. Instruction manual and molded plastic carrying case included.

**35-5900** Mityvac Deluxe Vacuum Tester Kit



35-5900

## K&L MASTER CYLINDER REBUILD KITS

These attractively packaged high quality kits are sourced directly from the OEM manufacturers. Most kits contain all the necessary components to completely rebuild the master cylinder. **Made in Japan.**



## K&L MASTER CYLINDER KIT INTERCHANGE GUIDE

Note: O.E. #'s listed for reference use only

HONDA®	K&L#	MFG	REPLACES
	32-4142	Honda	22886-MAT-E01
	32-4250	Honda	22886-MB4-305
	32-1081	Honda	22886-MBO-305
	32-7557	Honda	22886-MCS-G01
	32-4270	Honda	43510-371-305
	32-1458	Honda	43520-422-305
	32-1075	Honda	43520-461-771
	32-4268	Honda	43520-463-315
	32-3811	Honda	43520-KZ4-J42
	32-4271	Honda	43520-MA5-305
	32-7574	Honda	43520-MAJ-G41
	32-7496	Honda	43520-MAT-E01
	32-4236	Honda	43520-MB2-305
	32-4272	Honda	43520-MB9-781
	32-7497	Honda	43520-MBG-006
	32-7498	Honda	43520-MCS-G01
	32-4249	Honda	43520-MG9-305
	32-4253	Honda	43520-MGE-006
	32-1080	Honda	43520-MJ6-305
	32-7494	Honda	43520-MZ2-305
	32-4267	Honda	43530-410-305
	32-1341	Honda	45530-371-305
	32-1101	Honda	45530-377-305
	32-1324	Honda	45530-410-305
	32-1464	Honda	45530-442-315
	32-1102	Honda	45530-463-305
	32-1078	Honda	45530-471-831
	32-1105	Honda	45530-HA8-771
	32-1107	Honda	45530-HC5-006
	32-4188	Honda	45530-KCE-671
	32-7575	Honda	45530-KJ1-702
	32-1150	Honda	45530-KN5-305
	32-1109	Honda	45530-KV3-305
	32-1487	Honda	45530-KVY-911
	32-1079	Honda	45530-MA4-671
	32-1100	Honda	45530-MA5-671
	32-7561	Honda	45530-MAJ-G41
	32-1115	Honda	45530-MCJ-751
	32-7590	Honda	45530-MEL-006
	32-3809	Honda	45530-MEN-J01
	32-1112	Honda	45530-MFJ-D01
	32-4245	Honda	45530-MG9-951
	32-4247	Honda	45530-MM8-671
	32-1474	Honda	45530-MN9-305
	32-7573	Honda	45530-MR7-305
	32-7563	Honda	45620-MBG-026

KAWASAKI®	K&L#	MFG	REPLACES
	32-4222	Kawasaki	43015-S010
	32-0855	Kawasaki	43020-0010
	32-0856	Kawasaki	43020-0015
	32-8053	Kawasaki	43020-1019
	32-8052	Kawasaki	43020-1023
	32-1096	Kawasaki	43020-1054
	32-1095	Kawasaki	43020-1055
	32-8056	Kawasaki	43020-1056
	32-4228	Kawasaki	43020-1057
	32-4066	Kawasaki	43020-1065
	32-4063	Kawasaki	43020-1071
	32-8061	Kawasaki	43020-1079
	32-4230	Kawasaki	43020-1094
	32-0853	Kawasaki	43020-1098
	32-2382	Kawasaki	43020-1104
	32-2380	Kawasaki	43020-1109
	32-4159	Kawasaki	43020-1112
	32-2381	Kawasaki	43020-1115
	32-4065	Kawasaki	43020-1121
	32-2293	Kawasaki	43020-1123
	32-1082	Kawasaki	43020-S004
	32-4188	Kawasaki	43020-S008
	32-8048	Kawasaki	43073-001
	32-8046	Kawasaki	43073-005

SUZUKI®	K&L#	MFG	REPLACES
	32-1120	Suzuki	59600-01810
	32-1082	Suzuki	59600-04810
	32-1121	Suzuki	59600-24810
	32-4167	Suzuki	59600-27820
	32-1119	Suzuki	59600-29810
	32-1124	Suzuki	59600-29820
	32-1082	Suzuki	59600-36820
	32-4188	Suzuki	59600-36830
	32-1083	Suzuki	59600-45831
	32-1118	Suzuki	59600-45850
	32-1122	Suzuki	59600-45860
	32-1123	Suzuki	59600-45870
	32-1086	Suzuki	59800-08810
	32-4219	Suzuki	69600-04810
	32-4222	Suzuki	69600-04820
	32-4139	Suzuki	69600-34820
	32-1134	Suzuki	69600-38810
	32-1097	Suzuki	69600-45820

TRIUMPH®	K&L#	MFG	REPLACES
	32-4257	Triumph	2040040-T0301 (Clutch)
	32-1118	Triumph	2020003-T0301 (14mm)
	32-1122	Triumph	2020002-T0301 (5/8")
	32-4228	Triumph	T2020031 (14mm)

YAMAHA®	K&L#	MFG	REPLACES
	32-4034	Yamaha	1FK-W0042-50-00
	32-1085	Yamaha	1J3-W0041-20-00
	32-4031	Yamaha	1J3-W0042-50-00
	32-7549	Yamaha	1WG-W0042-50-00
	32-1089	Yamaha	23L-W0041-00-00
	32-4021	Yamaha	29L-W0042-50-00
	32-4025	Yamaha	2GH-W0042-50-00
	32-4033	Yamaha	2H7-W0042-00-00
	32-4716	Yamaha	2KR-W0042-50-00
	32-4146	Yamaha	2KW-W0099-00-00
	32-4024	Yamaha	36Y-W0042-51-00
	32-4036	Yamaha	3D7-W0042-00-00
	32-4717	Yamaha	3GD-W0042-00-00
	32-4153	Yamaha	3GM-W0099-00-00
	32-7591	Yamaha	3SP-W0041-00-00
	32-4719	Yamaha	4BA-W0042-50-00
	32-1084	Yamaha	4H7-W0041-00-00
	32-0857	Yamaha	4H7-W0041-50-00
	32-1480	Yamaha	4K0-W0041-50-00
	32-4204	Yamaha	4SS-W0042-50-00
	32-2299	Yamaha	4SV-W0041-00-00
	32-4008	Yamaha	535-W0041-60-00
	32-1088	Yamaha	56A-W0041-00-00
	32-4208	Yamaha	5BE-W0042-00-00
	32-7592	Yamaha	5DM-W0041-50-00
	32-4029	Yamaha	5EL-W0042-50-00
	32-4195	Yamaha	5JW-W0099-00-00
	32-4714	Yamaha	5LP-W0041-00-00
	32-7594	Yamaha	5MT-W0041-00-00
	32-0858	Yamaha	5NY-W0041-00-00
	32-7593	Yamaha	5PX-W0041-00-00
	32-3813	Yamaha	5UN-W0042-50-00
	32-0859	Yamaha	5XC-W0041-00-00
	32-1073	Yamaha	5XT-W0041-00-00
	32-1116	Yamaha	8CR-W0041-00-00

### K&L MASTER CYLINDER REBUILD KITS

These attractively packaged high quality kits are sourced directly from the OEM manufacturers. Contains all the necessary components to completely rebuild the master cylinder. **Made in Japan.**



HARLEY DAVIDSON® STREET				
APPLICATION	YEAR	FRONT	REAR	CLUTCH
Big Twins	82-87	—	32-0263	—
Big Twins	86-95	32-0264 (5/8)	—	—
Sportster	86-95	32-0264 (5/8)	—	—

HONDA® STREET				
APPLICATION	YEAR	FRONT	REAR	CLUTCH
CB50R	2004	32-1474	32-1080	—
NSR50R	2004	32-1078	32-1080	—
NSF100	2006	32-1078	32-1080	—
NHX110	2010	32-1078	—	—
CB125TT	1990	32-1079	—	—
PCX125	2011	32-1078	32-1487	—
PCX150	13-15	32-1487	—	—
SH150I	2010	32-1078	—	—
CBR250R	11-12	32-1474	32-4236	—
CBR250R	2013	32-1487	32-4236	—
CBR250RA ABS	11-13	32-1078	32-4236	—
CBR300R	2015	32-1487	—	—
CMX250C Rebel 250	85-87	32-1078	—	—
CMX250C Rebel 250	96-09	32-1078	—	—
CN250 Helix (Scooter)	86-87	32-1079	—	—
CN250 Helix (Scooter)	92-01	32-1079	—	—
NSS250 Reflex (RH)	01-07	32-1078	—	—
NSS250 Reflex (LH)	01-07	32-1079	—	—
NSS300/A Forza (RH)	14-15	32-1487	—	—
NX250	88-90	32-1474	—	—
PS250 Big Ruckus	05-06	32-1078	32-1079	—
VTR250R Interceptor	88-90	32-1078	—	—
XR250L Dual Sport	91-96	32-7575	32-4236	—
CB360/G	73-74	32-1101	—	—
CB360T	75-76	32-1101	—	—
CB400F Super Sport	75-77	32-1101	—	—
CB400F CB1	89-90	32-1474	32-4236	—
CB400TII Hawk II	1979	32-1464	—	—
CB400T Hawk	1980	32-1464	—	—
CB400T Hawk	1981	32-1079	—	—
CM400A Automatic	79-80	32-1464	—	—
CM400A Automatic	1981	32-1079	—	—
CM400C Custom	1981	32-1079	—	—
CM400T	79-80	32-1464	—	—
CM400T	1981	32-1079	—	—
CB450SC Nighthawk	82-83	32-1079	—	—
CB450SC Nighthawk	85-86	32-1079	—	—
CB450T Hawk	1982	32-1079	—	—
CM450A Automatic	82-83	32-1079	—	—
CM450C Custom	82-83	32-1079	—	—
CMX450C Rebel	86-87	32-1078	—	—
CB500F/FA	2013	32-1078	—	—
CB500R/RA	2013	32-1078	—	—
CB500T	75-76	32-1101	—	—
CX500	1979	32-1464	—	—
CX500C Custom	1979	32-1464	—	—
CX500C Custom	1980	32-1102	—	—
CX500C Custom	81-82	32-1079	—	—
CX500D Deluxe	79-80	32-1464	—	—
CX500D Deluxe	1981	32-1079	—	—
CX500TC	1982	32-1100	32-1075	—
FT500 Ascot (Single)	82-83	32-1079	32-1075	—
GB500	89-90	32-1078	—	—
GL500 Silver Wing	81-82	32-1079	—	—
GL500I Interstate	81-82	32-1100	—	—
VF500C Magna	84-85	32-1079	—	32-1081
VF500F Interceptor	84-86	32-1100	32-1080	32-1081
VT500C Shadow	83-86	32-1079	—	—
VT500FT Ascot	83-84	32-1079	—	—
CB550F Super Sport	75-76	32-1101	—	—
CB550K	1976	32-1101	—	—
CB550SC Nighthawk	1983	32-1079	—	32-1081
CB600F	04-06	32-1078	32-4236	—
CBR600F Hurricane	87-90	32-1079	32-1080	—

EQUIPMENT & TOOLS

HARD PARTS

CARB & FUEL

IGNITION/ELECTRICAL

CONTROL

SUSPENSION

ACCESSORIES

MARINE

EQUIPMENT & TOOLS

HARD PARTS

CARB & FUEL

IGNITION/ELECTRICAL

CONTROL

SUSPENSION

ACCESSORIES

MARINE

HONDA® STREET				
APPLICATION	YEAR	FRONT	REAR	CLUTCH
CBR600F2 Hurricane	91-94	32-1078	32-1080	—
CBR600F3 Hurricane	95-97	32-1078	32-4236	—
CBR600F3/SE	1998	32-4245	32-4236	—
CBR600F4 Hurricane	99-06	32-1100	32-4236	—
CBR600F	04-05	32-1100	32-4236	—
CBR600RR	03-06	32-1115	32-4249	—
CBR600RR	07-14	32-1112	32-4236	—
CBR600RA ABS	09-14	32-1112	32-4236	—
CBR600SJR Replica	1996	32-1078	32-4236	—
*FSC600 Silver Wing	02-13	32-1474	32-1078	—
VT600C Shadow VLX	88-93	32-4247	—	—
VT600C Shadow VLX	94-97	32-1474	—	—
VT600C Shadow	99-07	32-1474	—	—
VT600CD Shadow Deluxe	1993	32-4247	—	—
VT600CD Shadow Deluxe	94-07	32-1474	—	—
CB650	79-80	32-1464	—	—
CB650	81-82	32-1079	—	—
CB650C Custom	1980	32-1464	—	—
CB650C Custom	1981	32-1100	—	—
CB650SC Nighthawk	1982	32-1100	—	—
CB650SC Nighthawk	83-85	32-1100	—	32-1081
CX650C Custom	1983	32-1079	—	—
CX650T Turbo	1983	32-1100	32-1075	—
GL650 Silver Wing	1983	32-1100	—	—
NT650 Hawk GT	88-91	32-1078	32-1080	—
NX650	88-89	32-1474	—	—
XR650L Dual Sport	93-12	32-7575	32-1080	—
CB700SC Nighthawk	84-86	32-1100	—	32-1081
CTX700/D	14-15	32-1487	—	—
CTX700N/ND	14-15	32-1487	—	—
NC700X/XD	12-15	32-1487	32-4236	—
NSA700A DN-01	2009	32-1079	—	—
NT700V	2010	32-1078	—	—
VF700C Magna	84-86	32-1100	—	32-1081
VF700C Magna	1987	32-1078	—	32-1081
VF700F Interceptor	84-85	32-1100	32-4236	32-1081
VFR700F/F2 Interceptor	86-87	32-1100	32-1080	32-1081
VF700S Sabre	84-85	32-1100	—	32-1081
VT700C Shadow	84-85	32-1100	—	32-1081
VT700C Shadow	86-87	32-1079	—	32-1081
CB750 Nighthawk	91-93	32-1474	—	—
CB750 Nighthawk	95-03	32-1474	—	—
CB750A Automatic	1976	32-1101	—	—
CB750C Custom	1980	32-1464	—	—
CB750C Custom	81-82	32-1100	—	—
CB750F Super Sport	75-76	32-1101	—	—
CB750F Super Sport	79-80	32-1102	32-1458	—
CB750F Super Sport	81-82	32-1100	32-1075	—
CB750K0/K1/K2	69-72	32-1101	—	—
CB750K3/K4/K5	73-75	32-1101	—	—
CB750K	1976	32-1101	—	—
CB750K	79-80	32-1464	—	—
CB750K	81-82	32-1079	—	—
CB750L LTD	1979	32-1464	—	—
CB750SC Nighthawk	82-83	32-1100	—	—
RVF750R (RC45)	1994	32-1109	32-4236	32-1081
VF750C Magna	82-83	32-1100	—	32-1081
VF750C Magna	1988	32-1078	—	32-1081
VF750C Magna	94-03	32-1474	—	—
VF750CD Magna Deluxe	95-96	32-1474	—	—
VF750C2 Magna Deluxe	97-00	32-1474	—	—
VF750F Interceptor	83-84	32-1100	32-4236	32-1081
VFR750F Interceptor	1986	32-1100	32-1080	32-1081
VFR750F	90-97	32-1078	32-1080	32-1081
VFR750R (RC30)	1990	32-7573	32-4236	32-1081
VF750S Sabre	82-83	32-1100	—	32-1081
VT750C Shadow	1983	32-1100	—	32-1081
VT750C Shadow	98-11	32-1474	—	—
VT750CD Shadow ACE	98-03	32-1474	—	—

HONDA® STREET				
APPLICATION	YEAR	FRONT	REAR	CLUTCH
VT750DC Shadow Spirit	01-07	32-1474	—	—
VT750RS Shadow	10-11	32-1474	—	—
PC800 Pacific Coast	89-90	32-1079	—	32-1081
PC800 Pacific Coast	94-98	32-1079	—	32-1081
VFR800FI Interceptor	98-99	32-7561	32-7497	32-1081
Piston Set, Second Master		32-7563	—	—
VFR800FI Interceptor	00-01	32-7561	32-7497	32-4142
Piston Set, Second Master		32-7563	—	—
VFR800FI Interceptor	02-09	32-1079	—	32-4142
Piston Set, Second Master		32-7563	—	—
VT800C Shadow	1988	32-1078	—	32-1081
CB900C Custom	1980	32-1102	32-1458	—
CB900C Custom	1981	32-1102	32-1075	—
CB900C Custom	1982	32-1100	32-1075	—
CB900F Super Sport	81-82	32-1100	32-1075	—
CB900F 919	02-07	32-1079	32-1080	—
CBR900RR	93-97	32-1109	32-4249	—
CBR900RR	98-99	32-7573	32-4249	—
CBR929RE	2001	—	32-4249	—
CBR929RR	00-01	—	32-4249	—
CBR954RR	02-03	32-1115	32-4249	—
CB1000	94-95	32-1079	32-4236	32-1081
CB1000C Custom	1983	32-1100	32-1075	—
CB1000R	2013	—	—	32-4142
CB1100/A	2013	32-1079	—	32-4142
CBR1000F Hurricane	87-88	32-1100	32-1080	32-1081
CBR1000F Hurricane	90-91	32-1079	32-1080	32-1081
CBR1000F Hurricane	93-96	32-4245	—	32-1081
CBR1000RR	04-05	32-7590	32-4249	32-4142
CBR1000RR	06-07	32-7590	32-4236	32-4142
CBR1000RR	08-14	32-7590	32-4236	—
CBR1000RA ABS	09-14	32-7590	32-4236	—
CBX1000	79-80	32-1102	32-1458	—
CBX1000	81-82	32-1100	32-1075	—
GL1000 Goldwing	1975	32-1341	—	—
GL1000 Goldwing	76-77	32-1341	32-4270	—
GL1000 Goldwing	1978	32-1324	32-4267	—
GL1000 Goldwing	1979	32-1102	32-4267	—
GL1000 Goldwing LTD	1976	32-1341	—	—
RVT1000R RC51	00-01	—	32-4236	32-4142
RVT1000R RC51	02-06	32-1115	32-4236	32-4142
VF1000F Interceptor	1984	32-1100	32-4236	32-1081
VF1000R	85-86	32-1100	32-1080	32-1081
VTR1000F Super Hawk	98-04	32-1109	32-4236	32-1081
VTR1000F Super Hawk	2005	32-1079	32-4236	32-1081
CB1100F Super Sport	1983	32-1100	32-1075	—
CBR1100XX Blackbird	1998	32-7561	32-7494	32-1081
Piston Set, Second Master		32-7574	—	—
CBR1100XX Blackbird	99-06	32-7561	32-7496	32-4142
Piston Set, Second Master		32-7574	—	—
GL1100 Goldwing	80-81	32-1102	32-4268	—
GL1100 Goldwing	1982	32-1100	32-4271	—
GL1100 Goldwing	1983	32-1079	32-4272	—
GL1100A Aspencade	1982	32-1100	32-4271	—
GL1100A Aspencade	1983	32-1079	32-4272	—
GL1100I Interstate	80-81	32-1102	32-4268	—
GL1100I Goldwing Interstate	1982	32-1100	32-4271	—
GL1100I Goldwing Interstate	1983	32-1079	32-4272	—
ST1100	91-02	32-1079	32-1080	32-1081
ST1100A (ABS)	92-95	32-1079	32-1080	32-1081
ST1100A (ABS)	96-02	32-7561	32-7494	32-1081
VF1100C Magna	83-86	32-1100	32-1075	32-4250
VF1100S Sabre	84-85	32-1100	—	32-4250
VT1100C Shadow	87-90	32-4247	—	—
VT1100C Shadow	92-96	32-4247	—	—
VT1100C Shadow Spirit	98-07	32-1078	—	—
VT1100C2 Shadow ACE	95-07	32-1078	32-1080	—
VT1100C3 Shadow Aero	98-02	32-1078	32-1080	—
VT1100D2 Shadow Ace	1999	32-1078	32-1080	—

HONDA® STREET				
APPLICATION	YEAR	FRONT	REAR	CLUTCH
VT1100T Shadow Tourer	98-01	32-1078	32-1080	—
GL1200 Goldwing	1984	32-1079	32-4249	32-4250
GL1200A Aspencade	84-87	32-1078	32-4249	32-4250
GL1200I Interstate	84-87	32-1078	32-4249	32-4250
GL1200L Goldwing LTD	1985	32-4245	32-4249	32-4250
GL1200SEI	1986	32-4245	32-4249	32-4250
VFR1200F Interceptor	10-14	—	32-4253	32-4142
ST1300A	03-08	32-7561	32-7498	32-7557
ST1300	03-07	32-7561	32-7498	32-7557
ST1300	08-10	—	32-7498	32-7557
ST1300A (ABS)	03-07	32-7561	32-7498	32-7557
ST1300A (ABS)	08-10	—	32-7498	32-7557
ST1300P Police	2003	32-1079	32-1080	32-1081
ST1300P/PA Police	05-11	32-7561	32-7498	32-7557
VT1300CR/CS/CT/CX	10-14	32-1078	32-4236	—
VT1300CRA/CSA/CXA	10-14	32-1078	—	—
VTX1300C	04-09	32-1474	32-1080	—
VTX1300R	05-09	32-1474	32-1080	—
VTX1300S	03-04	32-1078	32-1080	—
VTX1300S	05-07	32-1474	32-1080	—
VTX1300T	08-09	32-1474	32-1080	—
GL1500 Goldwing	88-90	32-4245	32-4249	32-4250
GL1500A Aspencade	91-00	32-4245	32-4249	32-4250
GL1500I Interstate	91-96	32-4245	32-4249	32-4250
GL1500SE	90-00	32-4245	32-4249	32-4250
GL1500C Valykerie	97-00	32-1079	32-4236	32-4250
GL1500CF Interstate	01-03	32-1079	32-4236	32-4250
GL1500CT Tourer	99-00	32-1079	32-4236	32-4250
GL1800 Goldwing Piston Set 2nd Master	01-06	32-7574	—	—
VTX1800C	02-07	32-1079	32-7496	32-4142
VTX1800F	05-08	32-1079	32-7496	32-4142
VTX1800N	04-08	32-1079	—	32-4142
VTX1800R	02-07	32-1079	—	32-4142
VTX1800S	02-06	32-1079	—	32-4142
VTX1800T	07-08	32-1079	—	32-4142

HONDA® ATV				
APPLICATION	YEAR	FRONT	REAR	CLUTCH
ATC200X	83-85	—	32-1094	—
ATC200X	86-87	32-1078	32-4236	—
TRX200 Fourtrax 200	1984	32-1078	—	—
TRX200 Fourtrax 200	90-91	32-1078	—	—
TRX200D Fourtrax Type II	91-97	32-1078	—	—
TRX200SX Fourtrax	86-88	32-1078	—	—
ATC250R	83-84	—	32-1094	—
ATC250R	85-86	32-1078	32-1094	—
TRX250 Fourtrax 250	85-86	32-1078	—	—
TRX250 Fourtrax 250	1987	32-1105	—	—
TRX250 Recon	97-01	32-1078	—	—
TRX250EX Sportrax 250EX	01-08	32-1078	—	—
TRX250R Fourtrax 250R	1986	—	32-4236	—
TRX250R Fourtrax 250R	87-89	32-7575	32-4236	—
TRX250TE Fourtrax Recon ES	02-14	32-1078	—	—
TRX250TM Fourtrax Recon	02-14	32-1078	—	—
TRX250X Fourtrax 250X	87-88	32-7575	32-1080	—
TRX250X Fourtrax 250X	91-92	32-7575	32-1080	—
TRX250X	09-11	32-1078	—	—
TRX300 Fourtrax 300	88-00	32-1078	—	—
TRX300EX Fourtrax 300EX	93-00	32-7575	32-1080	—
TRX300EX Sportrax 300EX	01-04	32-7575	32-1080	—
TRX300EX	05-08	32-1078	32-1080	—
TRX300FW Sportrax 300 4x4	1988	32-1107	—	—
TRX300FW Sportrax 300 4x4	90-00	32-1107	—	—
TRX300X	2009	32-1078	32-1080	—
ATC350X	85-86	32-1078	—	—
TRX350 Fourtrax 4x4	86-87	32-1078	—	—
TRX350D Foreman 4x4	1987	32-1078	—	—
TRX350D Foreman 4x4	88-89	32-1105	—	—
TRX350 Rancher 4x4 /ES	00-03	32-1078	—	—
TRX350TM Fourtrax Rancher	00-03	32-1078	—	—

HONDA® ATV				
APPLICATION	YEAR	FRONT	REAR	CLUTCH
FL400R Pilot	89-90	32-1105	32-1105	—
TRX400EX Fourtrax 400 EX	99-00	32-1078	32-4236	—
TRX400EX Sportrax 400 EX	01-08	32-1078	32-4236	—
TRX400FW Foreman ES	95-03	32-1107	—	—
TRX400X	2009	32-1078	32-4236	—
TRX450R	04-09	32-1105	32-1080	—
TRX450ER	06-12	32-1105	32-1080	—
TRX450FE/FM	02-04	32-1107	—	—
TRX450R Fourtrax 450R	04-09	32-1105	32-1080	—
TRX450S/ES	98-01	32-1107	—	—
TRX500FA Rubicon	01-04	32-1107	—	—
TRX500FGA	2004	32-1107	—	—
TRX650FA/FGA	03-05	—	32-4249	—
TRX680FA/FGA	06-07	—	32-4249	—
TRX700XX	08-09	32-1105	32-1080	—

HONDA® DUAL SPORT/OFFROAD				
APPLICATION	YEAR	FRONT	REAR	CLUTCH
CR80R	92-97	—	32-1080	—
CR80R	98-99	32-1150	32-1080	—
CR80R	00-02	32-4188	32-1080	—
CR80RB Expert	98-99	32-1150	32-1080	—
CR80RB Expert	00-02	32-4188	32-1080	—
CR85R/RB	03-07	32-4188	32-1080	—
CR125R	1986	32-1150	—	—
CR125R	87-98	32-1150	32-1080	—
CR125R	99-01	32-4188	32-1080	—
CR125R	02-07	32-4188	32-3811	—
CRF150R/RB	07-09	32-4188	32-3811	—
CRF230L	08-14	32-1078	32-4236	—
CRF230M	2009	32-1078	32-4236	—
CR250R	1986	32-1150	—	—
CR250R	87-98	32-1150	32-1080	—
CR250R	99-01	32-4188	32-1080	—
CR250R	02-07	32-4188	32-3811	—
CRF250R	04-06	32-4188	32-3811	—
CRF250R	07-14	32-3809	32-3811	—
CRF250X	04-12	32-4188	32-3811	—
NX250	88-90	32-1474	—	—
XR250L Dual Sport	91-96	32-7575	32-4236	—
XR250R	90-95	—	32-1080	—
XR250R	96-99	32-1150	32-4236	—
XR250R	00-04	32-4188	32-4236	—
XR350R	1985	32-1150	—	—
XR400R	96-99	32-1150	32-1080	—
XR400R	00-04	32-4188	32-1080	—
CRF450R	02-06	32-4188	32-3811	—
CRF450R	07-14	32-3809	32-3811	—
CRF450X	05-14	32-4188	32-3811	—
CR500R	1986	32-1150	—	—
CR500R	87-97	32-1150	32-1080	—
CR500R	98-01	32-4188	32-1080	—
XR600R	1985	32-1150	—	—
XR600R	91-00	—	32-1080	—
NX650	88-89	32-1474	—	—
XR650L Dual Sport	93-14	32-7575	32-1080	—
XR650R	00-07	32-4188	32-1080	—

KAWASAKI® STREET				
APPLICATION	YEAR	FRONT	REAR	CLUTCH
BN125 Eliminator	01-09	32-0853	—	—
EL250B2/B3 Eliminator	88-89	32-0853	—	—
EL250E1~E4 Eliminator	91-94	32-0853	—	—
EX250E1/E2 Ninja 250R	86-87	32-0853	32-4228	—
EX250F2~F19 Ninja 250R	88-07	32-0853	32-4228	—
EX250J Ninja 250R	08-12	32-0853	32-4228	—
EX300 Ninja	2013	—	32-4228	—
S2/S2A-350 2-stroke triple	72-73	32-8048	—	—
S3/S3A-400 2-stroke triple	74-75	32-8048	—	—
KH400A3/A4 2-stroke triple	76-77	32-8048	—	—

EQUIPMENT & TOOLS

HARD PARTS

CARB & FUEL

IGNITION/ELECTRICAL

CONTROL

SUSPENSION

ACCESSORIES

MARINE

EQUIPMENT & TOOLS

HARD PARTS

CARB & FUEL

IGNITION/ELECTRICAL

CONTROL

SUSPENSION

ACCESSORIES

MARINE

KAWASAKI® STREET				
APPLICATION	YEAR	FRONT	REAR	CLUTCH
KLX400 Dual Sport	2003	32-4188	32-4222	—
KZ400A1/A2	77-78	32-8048	—	—
KZ400/D/D3/D4	74-77	32-8048	—	—
EN500A1~A7 Vulcan	90-96	32-0853	—	—
EN500 Vulcan 500 LTD	96-09	32-0853	—	—
EX500A1~A7	87-93	32-0853	—	—
EX500D Ninja 500R	94-09	32-8056	32-4230	—
H1B 500 2-stroke triple	1972	32-8048	—	—
H1 500 2-stroke triple	73-75	32-8048	—	—
KH500A8 2-stroke triple	1976	32-8048	—	—
KZ550D1 GPz	1981	32-8052	—	—
KZ550H1/H2 GPz	82-83	32-8061	32-8053	—
ZX550A1/A2/A3 GPz	84-86	32-8061	—	—
ZR550B1/B2 Zephyr	90-91	32-1096	32-4230	—
ZR550B3/B4 (Canada)	92-93	32-1096	32-4230	—
ZL600A1/A2 Eliminator	85-86	32-0853	—	—
ZL600B2/B3 Eliminator	96-97	32-0853	—	—
ZX600 Ninja 600R	85-87	32-1096	32-4228	—
ZX600B1 Ninja 600RX	1987	32-1096	32-4228	—
ZX600C1~C10 Ninja 600R	88-97	32-1096	32-4228	—
ZX600 Ninja ZX-6	90-93	32-1096	32-4228	—
ZX600E1~E10 Ninja ZX-6	93-02	32-1096	32-4230	—
ZX600E11~E13 ZZR600	03-05	32-1096	32-4230	—
ZX600F Ninja ZX-6R	95-97	32-1096	32-4230	—
ZX600G1 Ninja ZX-6R	1998	32-1096	32-4230	—
ZX600G2 Ninja ZX-6R	1999	32-1096	—	—
ZX600J1/J2/J3 Ninja ZX-6R	00-02	32-1096	—	—
ZX600J ZZR600	05-08	32-1096	—	—
ZX600K1 Ninja ZX-6RR	2003	32-8056	—	—
ZX600M1 Ninja ZX-6R	2004	32-8056	—	—
ZX600P Ninja ZX-6R	07-08	32-0855	32-4230	—
ZX600R Ninja ZX-6R	09-12	32-0855	32-4230	—
ZX636B1/B2 Ninja ZX-6R	03-04	32-8056	—	—
ZX636E/F Ninja ZX-6R	13-14	32-0855	32-4230	—
EJ650A2/A3 W650	00-01	32-0853	—	—
ER650 ER-6n	06-08	32-1096	32-4230	—
ER650 ER-6n	09-11	32-0856	32-4230	—
EX650 Ninja 650R	06-08	32-1096	32-4230	—
EX650 Ninja 650R	09-11	32-0856	32-4230	—
KL650A1~A19 KLR650	87-07	32-0853	32-4230	—
KL650E KLR650	08-11	—	32-4228	—
KL650B2/B3 Tengai	90-91	32-8056	32-4230	—
KLE650 Versys	07-08	32-1096	32-4230	—
KLE650 Versys	09-11	32-0856	32-4230	—
KZ650B1	1977	32-8048	—	—
KZ650C1 Custom	1977	32-8046	—	—
KZ650C2/C3 Custom	78-79	32-8052	—	—
KZ650D1/D2 SR	78-79	32-8052	—	—
KZ700A1	1984	32-8061	—	—
VN700A1 Vulcan	1985	32-8061	—	—
ZN700A1/A2 LTD Shaft	84-85	32-8061	—	—
H2/A/B/C-750 2-Stroke Triple	72-76	32-8048	—	—
KZ750B1/B2	76-77	32-8048	—	—
KZ750E1/E2/E3	80-82	32-8052	32-8053	—
KZ750F1 LTD Shaft (4-cyl.)	1983	32-8061	—	—
KZ750H LTD (4-cyl.)	80-83	32-8052	32-8053	—
KZ750L3	1983	32-8061	—	—
KZ750N1/N2 Spectre	82-83	32-8061	32-8053	—
KZ750R1 Gpz	1982	32-8061	32-8053	—
VN750A2~A6 Vulcan	86-90	32-8061	—	—
VN750A7~A21 Vulcan	91-06	32-1096	—	—
ZR750C1/C2/C3 Zephyr	91-93	32-1096	—	—
ZR750F2 ZR-7	2000	32-1096	32-4228	—
ZR750H1-H5 ZR-7S	00-05	32-1096	32-4228	—
ZR750K ZR-7S	2006	32-1096	32-4230	—
ZR750L Z750 (Euro)	07-10	—	32-4228	—
ZX750A1/A2/A3 Gpz	83-85	32-8061	—	—
ZX750E1/E2 Gpz Turbo	84-85	32-8061	—	—
ZX750F Ninja 750R	87-90	32-1096	—	32-1095

KAWASAKI® STREET				
APPLICATION	YEAR	FRONT	REAR	CLUTCH
ZX750H1/H2 ZX-7	89-90	32-1096	32-4228	32-1095
ZX750J1/J2 ZX-7	91-92	32-1096	32-4230	32-1095
ZX750K1/K2 ZX-7R	91-92	32-1096	32-4230	32-1095
ZX750L1/L2/L3 ZX-7	93-95	32-1096	32-4230	32-1095
ZX750M1/M2 ZX-7R	93-94	32-1096	32-4230	32-1095
ZX750N1/N2 ZX-7RR	96-97	32-1096	32-4228	32-1095
ZX750P1~P8 ZX-7	96-03	32-1096	32-4228	32-1095
VN800A1~A11 Vulcan 800	95-05	32-0853	—	—
VN800B Vulcan 800 Classic	96-05	32-0853	—	—
VN800C/E Vulcan 800 Drifter	99-06	32-8056	32-4228	—
Z1/Z1A/Z1B-900	73-75	32-8048	—	—
KZ900A4/A5	76-77	32-8048	—	—
KZ900B LTD	1976	32-8046	—	—
VN900B Classic	06-14	32-0853	32-4228	—
VN900C Custom	07-14	32-0853	32-4228	—
VN900D Classic LT	06-14	32-0853	32-4228	—
ZL900A1/A2 Eliminator	85-86	32-1096	32-4228	32-1095
ZX900A1/A2/A3 Ninja 900R	84-86	32-1096	32-4228	32-1095
ZX900B ZX-9R	94-97	32-1096	32-4230	32-1095
ZX900C1/C2 Ninja ZX-9R	98-99	32-1096	32-4230	—
ZX900E1/E2 Ninja ZX-9R	00-01	32-1096	32-4230	—
ZX900F1/F2 Ninja ZX-9R	02-03	32-1096	32-4230	—
KZ1000A1	1977	32-8048	—	—
KZ1000A3/A3A/A4 MK II	79-80	32-8052	—	—
KZ1000B LTD	1977	32-8046	—	—
KZ1000B2/B3/B4 LTD	78-80	32-8052	—	—
KZ1000C1/C1A~C4 Police	78-81	32-8052	—	—
KZ1000E1/E2 Shaft ST	79-80	32-8052	—	—
KZ1000G1 LTD Classic	1980	32-8052	—	—
KZ1000J1/J2	81-82	32-8052	32-8053	—
KZ1000J3	1983	32-8061	—	—
KZ1000K1/K2 LTD	81-82	32-8052	32-8053	—
KZ1000M1/M2 CSR	81-82	32-8052	32-8053	—
KZ1000P1~P10 Police	82-91	32-8052	32-8053	—
KZ1000P11~P20 Police	92-01	32-1096	—	—
KZ1000P21 Police	2002	32-1096	32-4228	—
KZ1000P24 Police	2005	32-1096	32-4228	—
KZ1000R1 Replica	1982	32-8061	32-8053	—
KZ1000R2 Replica	1983	32-8061	—	—
ZG1000A1~A20 Concours	86-06	32-1096	—	32-1095
ZL1000A1 Eliminator	1987	32-1096	32-4228	32-1095
ZR1000A1/A2/A3 Z1000	03-05	32-1096	32-4230	—
ZR1000B/D Z1000	07-13	32-0855	32-4228	—
ZX1000A1/A2 Ninja 1000R	86-87	32-1096	32-4228	32-1095
ZX1000B1/B2/B3 Ninja ZX-10	88-90	32-1096	—	32-1095
ZX1000C1/C2 Ninja ZX-10R	04-05	32-1096	32-4228	—
ZX1000D Ninja ZX-10R	06-07	32-0855	32-4230	—
ZX1000E/F Ninja ZX-10R	08-10	32-0855	32-4230	—
ZX1000G/H Ninja 1000	11-14	32-0855	32-4228	—
ZX1000J/K Ninja ZX-10R	11-14	32-0855	32-4228	—
KZ1100A1/A2 Shaft	81-82	32-8052	32-8053	—
KZ1100A3 Shaft	1983	32-8052	—	—
KZ1100B1 GPz	1981	32-8052	32-8053	—
KZ1100B2 GPz	1982	32-8061	—	—
KZ1100D1 Spectre	1982	32-8061	32-8053	—
KZ1100D2 Spectre	1983	32-8061	—	—
KZ1100L1 LTD	1983	32-8061	—	—
ZN1100B1/B2 LTD Shaft	84-85	32-8061	—	—
ZR1100A ZR1100	92-95	32-1096	—	32-1095
ZR1100C3/C4 ZRX1100	99-00	32-1096	32-4228	32-1095
ZX1100A1/A2 GPz	83-84	32-8061	—	—
ZX1100C1~C4 Ninja ZX-11	90-93	32-1096	—	32-1095
ZX1100D1~D9 Ninja ZX-11	93-01	32-1096	32-4228	32-1095
ZX1100E1/E2/E3 GPz	95-97	32-1096	32-4230	32-1095
ZX1100F1 GPz (ABS)	1996	32-1096	32-4230	32-1095
ZG1200A1/B Voyager XII	86-03	32-1096	32-4228	32-1095
ZR1200A ZRX1200/B6F Euro	01-06	32-1096	32-4228	32-1095
ZX1200A1/A2 Ninja ZX-12R	00-01	32-1096	32-4228	—
ZX1200B1~B4 Ninja ZX-12R	02-06	32-1096	32-4228	—

KAWASAKI® STREET				
APPLICATION	YEAR	FRONT	REAR	CLUTCH
ZX1200C ZZR1200	02-05	32-1096	32-4228	32-1095
KZ1300A1/A2/A3/A4	79-82	32-8052	—	—
KZ1300B2 Tourer	1980	32-8052	—	—
ZN1300AVoyager	83-86	32-8061	—	—
ZN1300A5/A6 Voyager	87-88	32-1096	—	—
ZG1400 Concours	08-14	32-0855	32-4228	—
ZX1400 Ninja ZX-14	06-14	32-0855	32-4228	—
VN1500A1~A9 Vulcan 88	87-95	32-0853	32-4228	32-1095
VN1500A10~A12 Vulcan 1500	96-98	32-0853	32-4228	32-1095
VN1500B1~B4 Vulcan 88 SE	87-90	32-0853	32-4228	32-1095
VN1500C3/C4 Vulcan 1500L	96-97	32-0853	32-4228	32-1095
VN1500D Vulcan 1500 Classic	96-97	32-0853	32-4228	32-1095
VN1500E Vulcan 1500 Classic	98-00	32-0853	32-4228	32-1095
VN1500F Vulcan 1500 Classic	01-04	32-8056	32-4228	32-1095
VN1500G Vulcan 1500 Nomad	99-01	32-1096	32-4228	32-1095
VN1500J Vulcan 1500 Drifter	99-00	32-8056	32-4228	32-1095
VN1500L Vulcan Nomad F.I.	00-04	32-1096	32-4228	32-1095
VN1500N Vulcan Classic F.I.	00-02	32-8056	32-4228	32-1095
VN1500N6-N8 Vulcan Classic	06-08	32-8056	32-4228	32-1095
VN1500P Vulcan Mean Streak	02-03	32-1096	32-4228	32-1095
VN1500R Vulcan 1500 Drifter	01-05	32-8056	32-4228	32-1095
VN1500T Vulcan Classic	2006	32-8056	32-4228	32-1095
VN1600A/E Vulcan 1600 Classic	03-07	32-1096	32-4228	32-1095
VN1600B/F Vulcan Mean Streak	04-07	32-1096	32-4228	32-1095
VN1600D/G Vulcan 1600 Nomad	06-07	32-8056	32-4228	32-1095
VN1700A/B Voyager	09-11	—	32-4228	32-1095
VN1700C Nomad	09-10	—	32-4228	32-1095
VN1700E/G Classic/Classic LT	09-11	—	32-4228	32-1095
VN1700J Vaquero	2011	—	32-4228	32-1095
VN2000A1/A2 Vulcan 2000	04-05	32-1096	32-4228	—

KAWASAKI® ATV				
APPLICATION	YEAR	FRONT	REAR	CLUTCH
KSF250A1 Mojave	1987	32-0853	32-4230	—
KSF250A2~A17 Mojave	88-03	32-8056	—	—
KSF250A18 KFX250 Mojave	2004	32-8056	—	—
KXF250A1/A2 Tecate 4	87-88	32-0853	—	—
KXT250B2 Tecate 3	1987	32-0853	—	—
KEF300A1~A6 Lakota 300	95-02	32-8056	32-4230	—
KEF300B1/B2 Lakota Sport	01-02	32-8056	32-4230	—
KLF300A1/A2 Bayou	86-87	32-8056	—	—
KLF300B1~B17 Bayou 300	88-04	32-8056	—	—
KLF300C1~C16 Bayou 300 4x4	89-04	32-8056	—	—
KVF300A1~A4 Prairie 300 4x4	99-02	32-8056	—	—
KVF300B1~B4 Prairie 300	99-02	32-8056	—	—
KVF360A/B/C Prairie 360	03-11	32-8056	—	—
KLF400B1~B7 Bayou 4x4	93-99	32-8056	—	—
KSF400A1/A2/A3 KFX400	03-06	32-1082	—	—
KVF400A1~A4 Prairie 400 4x4	96-99	32-8056	—	—
KVF400B1 Prairie 400 2x4	1998	32-8056	—	—
KVF400C1~C4 Prairie 400 4x4	99-02	32-8056	—	—
KVF400D1~D4 Prairie 400	99-02	32-8056	—	—
KSF450 KFX450R	08-11	32-0853	32-4230	—
KVF650A/B Prairie 650	02-03	32-8056	—	—
KVF650D/E Brute Force	05-10	32-8056	—	—
KVF650F/G/H Brute Force F.I.	06-11	32-1096	—	—
KSV700A/B/C KFX700 V-Force	04-09	32-8056	—	—
KVF700 Prairie 700 4x4	04-06	32-8056	—	—
KVF750A/B/C Brute Force	05-07	32-1096	—	—
KVF750D/E/F Brute Force	08-11	32-1096	—	—

KAWASAKI® DUAL SPORT/OFFROAD				
APPLICATION	YEAR	FRONT	REAR	CLUTCH
KX65	00-11	32-4065	32-4230	—
KX65	12-15	32-4065	—	—
KX80	88-90	32-4063	32-4230	—
KX80	91-93	32-4063	32-4230	—
KX80	94-96	32-2380	32-4230	—
KX80	97-00	32-2381	32-4230	—
KX85	01-11	32-2293	32-4230	—

KAWASAKI® DUAL SPORT/OFFROAD				
APPLICATION	YEAR	FRONT	REAR	CLUTCH
KX100	95-96	32-2380	32-4230	—
KX100	97-00	32-2381	32-4230	—
KX100	01-11	32-2293	32-4230	—
KMX125	99-01	32-4066	—	—
KX125	1986	—	32-4230	—
KX125	87-90	32-4063	32-4230	—
KX125	91-92	32-4063	32-4228	—
KX125	1993	—	32-4228	—
KX125	94-96	32-2380	32-4230	—
KX125	97-99	32-4159	32-4230	—
KX125	2000	32-4065	32-4230	—
KX125	01-05	32-2293	32-4230	—
KLX140/L	08-11	32-4066	32-4230	—
KLX140/L	12-15	32-4066	—	—
KDX200	89-94	32-4063	32-4230	—
KDX200	95-06	32-2380	32-4230	—
KDX220	97-05	32-2380	32-4230	—
KDX250	91-94	32-4063	32-4228	—
KL250D KLR250	91-05	32-4066	—	—
KL250G Super Sherpa	00-09	32-4066	32-4230	—
KL250H KLX250S Dualsport	06-07	32-4066	—	—
KLX250D2/D3/D4 Offroad	94-96	32-2380	32-4228	—
KLX250S/SF	06-12	—	32-4230	—
KX250	1986	—	32-4230	—
KX250	87-89	32-4063	32-4230	—
KX250	90-91	32-4063	32-4230	—
KX250	1992	32-4063	32-4228	—
KX250	1993	—	32-4228	—
KX250	94-96	32-2380	32-4230	—
KX250	97-99	32-4159	32-4230	—
KX250	2000	32-4065	32-4230	—
KX250	01-07	32-2293	32-4230	—
KX250F 4-Stroke	04-11	32-2293	32-4230	—
KX250F 4-Stroke	13-15	32-2381	—	—
KLX300A2~A10	97-07	32-2380	32-4230	—
KLX400 Dualsport	2003	32-4188	32-4222	—
KLX400 Offroad	2003	32-4188	32-4222	—
KLX450R	08-09	32-2293	32-4230	—
KX450F 4-Stroke	06-11	32-2293	32-4230	—
KX450F	13-15	32-2381	—	—
KX500	1986	—	32-4230	—
KX500	87-88	32-4063	32-4230	—
KX500	89-90	32-4063	32-4230	—
KX500	91-93	32-4063	32-4228	—
KX500	94-96	32-2380	32-4230	—
KX500	97-03	32-2381	32-4230	—
KX500	2004	32-2293	32-4230	—
KL650A KLR650	87-07	32-0853	32-4230	—
KL650E KLR650	08-12	32-2382	32-4228	—
KL650B Tengai	90-91	32-8056	32-4230	—
KLX650A KLX650R	1993	—	32-4228	—
KLX650A KLX650R	94-95	32-2380	32-4228	—
KLX650C Dualsport	93-96	32-2382	32-4230	—
KLX650D KLX650R	1996	32-2380	32-4230	—

SUZUKI® STREET				
APPLICATION	YEAR	FRONT	REAR	CLUTCH
GN125EV	1997	32-1082	—	—
GN250J	1988	32-1118	—	—
GZ250	99-09	32-1082	—	—
TU250X	2011	32-1082	—	—
AN400/S Burgman (Scooter)	03-06	—	32-1118	—
AN400 Burgman (Scooter)	07-09	32-1082	32-1082	—
GSF400M/N/P Bandit	91-93	32-1082	32-4222	—
GN400TZ	1982	32-1118	—	—
GS450GAF	1985	32-1118	—	—
GS450LD	1983	32-1118	—	—
GS450LF/LG/LH/LJ	85-88	32-1118	—	—
GS500EK~K2	89-02	32-1082	32-4222	—
GS500F	04-09	32-1082	—	—

EQUIPMENT & TOOLS

HARD PARTS

CARB & FUEL

IGNITION/ELECTRICAL

CONTROL

SUSPENSION

ACCESSORIES

MARINE



EQUIPMENT & TOOLS

SUZUKI® STREET				
APPLICATION	YEAR	FRONT	REAR	CLUTCH
GS550EC/EN/ET	79-81	—	32-1097	—
GS550LN/LT/LX	79-81	—	32-1097	—
GS550LD	1983	32-1082	—	—
GS550LF/LG	85-86	32-1082	—	—
GS550MZ	1982	—	32-1097	—
GS550TX	1981	—	32-1097	—

HARD PARTS

GSF600S Bandit	96-99	32-1118	32-4222	—
GSF600S Bandit	00-03	32-1122	32-4222	—
GSX600F Katana	1988	32-1118	32-4222	—
GSX600F Katana	89-97	32-1122	32-4222	—
GSX600F Katana	98-06	32-1118	32-4222	—
GSX-R600WN/WP	92-93	32-1122	32-4222	—
GSX-R600V/W/X/Y	97-00	32-1118	32-4222	—
GSX-R600K1/K2/K3	01-03	32-1122	32-4222	—
GSX-R600K4-K7	04-07	32-1119	32-4139	—
GSX-R600K8/K9	08-09	32-1120	32-4139	—

CARB & FUEL

GSXR600	10-14	32-1120	—	—
RF600RR/RS/RT	94-96	32-1082	32-4222	—
AN650 Burgman (Scooter)	03-11	32-1082	32-1082	—
DL650 V-Strom	04-06	32-1122	32-4127	—
DL650 V-Strom	07-11	32-1118	32-4139	—
DR650S	90-95	32-1118	—	—
DR650S/SE Dual Sport	96-11	32-1082	32-4222	—
GS650EX/EZ	81-82	—	32-1097	—

IGNITION/ELECTRICAL

GS650GLD	1983	32-1118	—	32-1086
GSX650F	08-09	32-1118	32-4139	32-1086
LS650 Savage	86-11	32-1082	—	—
SFV650 Gladius	2009	32-1118	32-4139	—
SV650/S	99-02	32-1122	32-4222	—
SV650/S	03-09	32-1122	32-4139	—
SV650A/SA (ABS)	07-09	—	32-4139	—

CONTROL

GS700EF 16-Valve	1985	32-1083	—	—
GS700ESF 16-Valve	1985	32-1122	—	—
GV700G Madura	1985	32-1122	—	—
VS700G Intruder	86-87	32-1118	—	32-1086
GS750 8-Valve	77-79	—	32-1097	—
GS750E 16-Valve	80-82	32-1083	—	—
GS750ED 16-Valve	1983	32-1083	—	—
GS750ESD 16-Valve	1983	32-1122	—	—
GS750L	80-81	—	32-1097	—

SUSPENSION

GS750SD Katana	1983	—	32-1097	—
GSX750F Katana	89-06	32-1118	32-4222	—
GSX-R750	86-87	32-1122	32-4219	32-1086
GSX-R750R	1986	32-1122	32-4219	—
GSX-R750	88-89	32-1118	32-4219	—
GSX-R750	90-92	32-1122	32-4219	—
GSX-R750	93-95	32-1122	32-4222	—
GSX-R750	96-99	32-1122	32-4222	—
GSX-R750	00-03	32-1122	32-4222	—
GSX-R750	04-07	32-1119	32-4139	—
GSX-R750	08-09	32-1120	32-4139	—

ACCESSORIES

GSXR750	10-14	32-1120	—	—
VS750G Intruder	88-91	32-1082	—	32-1086
VL800 Volusia	01-05	32-1082	—	—
VS800G Intruder	92-05	32-1082	—	32-1086
VX800	90-93	32-1082	—	—
VZ800 Marauder	97-09	32-1082	—	—
GS850GT/GX	80-81	32-1083	32-1097	—
GS850G	80-81	—	32-1097	—
GS850G	82-83	32-1083	32-1097	—
RF900RR	94-97	32-1122	32-4222	32-1086
DL1000 V-Strom	02-12	32-1122	32-4139	32-1086

MARINE

GS1000 8-Valve	78-79	—	32-1097	—
GS1000S 8-Valve	79-80	—	32-1097	—
GS1000G 8-Valve	80-81	32-1083	32-1097	—
GS1000GL 8-Valve	80-81	—	32-1097	—
GS1000SZ Katana	1982	32-1083	32-1097	—
GSX-R1000	01-02	32-1122	32-4222	—
GSX-R1000	03-04	32-1123	32-4139	—

SUZUKI® STREET				
APPLICATION	YEAR	FRONT	REAR	CLUTCH
GSX-R1000	05-06	32-1124	32-4139	—
GSX-R1000	07-08	32-1124	32-4139	—
GSX-R1000	09-14	32-1120	—	—
SV1000/S	03-06	32-1122	32-4139	32-1086
TL1000R	98-03	32-1122	32-4222	32-1086
TL1000S	97-01	32-1118	32-4222	—
GS1100LT 8-Valve	1980	—	32-1097	—
GS1100E 16-Valve	80-82	—	32-1097	—
GS1100ED/ESD 16-Valve	1983	—	32-1097	—
GS1100GZ/GD 8-Valve	82-83	32-1083	32-1097	—
GS1100GL 8-Valve	82-83	32-1083	32-1097	—
GS1100GK 8-Valve	82-84	32-1083	32-1097	—
GS1100SD Katana 16-Valve	1983	—	32-1097	—
GSX1100G Shaft	91-93	32-1122	32-4222	32-1086
GSX1100F Katana	88-93	32-1118	32-4222	32-1086
GSX-R1100G/H/J	86-88	32-1122	32-4219	32-1086
GSX-R1100K/L/M/N	89-92	32-1118	32-4219	32-1086
GSX-R1100WP~WW	93-98	32-1122	32-4222	32-1086
GS1150ES3/ESE/ESF	83-85	32-1122	32-1097	—
GS1150EF/EF2/EG/ESG	85-86	32-1083	—	—
GSF1200 Bandit	01-03	32-1122	32-4222	32-1086
GSF1200S Bandit	97-05	32-1122	32-4222	32-1086
GSF1200SAV Bandit	1997	—	32-4222	32-1086
GSF1250S/SA Bandit	07-09	32-1118	32-4139	32-1086
GSX1250F	2011	32-1118	32-4139	32-1086
GV1200G Madura	85-86	32-1122	32-4219	32-1086
GSX1300BK/BKA B-King	08-09	32-1124	32-4222	—
GSX1300R Hayabusa	99-07	32-1122	32-4222	32-1086
GSX1300R Hayabusa	08-14	32-1121	32-4222	—
GV1400G Cavalcade	86-88	32-1122	32-4222	32-1086
VS1400G Intruder/S80	87-09	32-1082	32-1134	32-1086
VL1500 Intruder LC	98-01	32-1082	32-4222	32-1086
VL1500 Intruder/C90	02-06	32-1122	32-4222	32-1086
VL1500T Intruder	07-09	—	32-4222	32-1086
VZ1600 Marauder	04-05	32-1096	32-4228	32-1095
VLR1800	2008	32-1118	—	—
VZR1800 M109R	06-11	—	32-4139	—

SUZUKI® ATV				
APPLICATION	YEAR	FRONT	REAR	CLUTCH
LT230E Quadrunner	87-93	32-1082	32-4222	—
LT230GE Quadrunner	85-86	32-1082	—	—
LT230SF Quadsport	85-88	32-1082	32-4219	—
LT230G Quadrunner	86-87	32-1082	—	—
LT250E Quadrunner	85-86	32-1118	—	—
LT250R Quad Racer	85-92	32-1082	32-4219	—
LT250S Quadrunner	89-90	32-1082	32-4219	—
LT-F250 Quadrunner	88-01	32-1118	—	—
LT-F250F	99-02	32-1118	—	—
LT-F250K	02-04	32-1118	—	—
LT-F250F Ozark	02-09	32-1118	—	—
LT-Z250 Quadsport	04-09	32-1082	—	—
LT-F300F King Quad	99-02	32-1118	—	—
LT300E Quadrunner	87-89	32-1082	—	—
LT-4WD Quadrunner	1987	32-1082	—	—
LT-4WD Quadrunner	88-98	32-1118	—	—
LT-F4WD King Quad	91-98	32-1118	—	—
LT-A400 Eiger 2WD	02-09	32-1118	—	—
LT-A400F Eiger 4WD	02-11	32-1118	—	—
LT-A400F King Quad	12-14	32-1118	—	—
LT-F400 Eiger 2WD	02-09	32-1118	—	—
LT-F400F Eiger 4WD	02-11	32-1118	—	—
LT-Z400K QuadSport	03-14	32-1082	32-4139	—
LT-A450X King Quad	07-09	32-1118	—	—
LT-R450R Quad Racer	06-09	32-1082	32-4222	—
LT-A500F Quad Master	00-01	32-1118	—	—
LT-A500F Vinson 4WD	02-07	32-1118	—	—
LT-A500XP King Quad	09-12	32-1082	—	—
LT-A500X King Quad	11-14	32-1118	—	—
LT-F500F Quadrunner	98-02	32-1118	—	—

SUZUKI® ATV				
APPLICATION	YEAR	FRONT	REAR	CLUTCH
LT500R Quad Racer	87-90	32-1082	32-4219	—
LT-A700X King Quad	05-07	32-1118	—	—
LT-V700F Twin Peaks	04-05	32-8056	—	—
LT-A750X King Quad	08-14	32-1118	—	—
LT-A750XP King Quad	09-13	32-1082	—	—

SUZUKI® DUAL SPORT/OFFROAD				
APPLICATION	YEAR	FRONT	REAR	CLUTCH
RM65	03-05	—	32-4230	—
RM80	90-01	32-4167	32-4222	—
RM85/L	02-06	32-4167	32-4222	—
RM85/L	07-09	—	32-4222	—
RM100	2003	33-2293	32-4230	—
DR125SE Dualsport	94-96	32-1134	—	—
DR-Z125/L	03-15	32-4167	—	—
RM125	1988	—	32-4219	—
RM125	89-91	32-4167	32-4219	—
RM125	1992	32-4167	32-4222	—
RM125	93-95	32-4167	—	—
RM125	96-03	32-4188	32-4222	—
RM125	04-07	—	32-4222	—
DR200SE Dualsport	96-15	32-1134	—	—
DR250 Offroad	90-93	32-4167	32-4222	—
DR250S Dualsport	90-95	32-1134	32-4222	—
DR-Z250	01-07	32-4167	32-4139	—
RM250	93-95	—	32-4139	—
RM250	96-03	32-4188	32-4222	—
RM250	04-08	—	32-4222	—
RMX250	89-98	—	32-4139	—
RM-Z250	04-06	33-2293	32-4230	—
DR350 Offroad	90-99	32-4167	32-4222	—
DR350S Dualsport	90-99	32-1134	32-4222	—
DR-Z400/E Offroad	00-07	32-4188	32-4222	—
DR-Z400S Dualsport	00-14	32-1134	32-4222	—
DR-Z400SM Supermoto	05-14	32-1134	32-4222	—
DR650S Dualsport	90-91	32-1118	—	—
DR650SE Dualsport	92-95	32-1118	32-4139	—
DR650SE Dualsport	96-14	32-1082	32-4222	—

TRIUMPH® STREET				
APPLICATION	YEAR	FRONT	REAR	CLUTCH
Daytona 595	97-06	32-1118	32-4228	—
Daytona 600	02-05	32-1118	32-4228	—
Legend TT	98-01	—	—	32-4257
Speed Four 600	02-05	32-1118	32-4228	—
Daytona 650	02-06	32-1118	32-4228	—
Daytona 675	06-13	—	32-4228	—
Daytona 675R	11-13	—	32-4228	—
Street Triple 675	07-13	—	32-4228	—
Street Triple R	08-13	—	32-4228	—
Daytona 750	92-93	32-1122	32-4228	32-4257
Tiger 800/XC	11-13	—	—	—
Speed Triple 885	94-96	32-1118	32-4228	—
Thunderbird 885	95-14	—	—	32-4257
Thunderbird Sport	98-03	—	—	32-4257
Tiger 885	93-98	32-1118	32-4228	32-4257
Tiger 885i	93-98	—	32-4228	—
Adventurer	96-01	—	—	32-4257
Daytona 900	93-06	32-1122	32-4228	—
Speed Triple 900 (Carbs)	94-98	32-1122	32-4228	32-4257
Sprint 900 (Carbs)(to 9082)	93-98	32-1118	32-4228	32-4257
Sprint 900 (Carbs)(9083 on)	93-98	32-1122	32-4228	32-4257
Trident 900	91-98	32-1118	32-4228	32-4257
Trophy 900 (71699 on)	91-04	32-1122	32-4228	32-4257
Daytona 955i	97-06	32-1118	32-4228	—
Speed Triple 955 (to 333178)	00-04	32-1118	32-4228	32-4257
Speed Triple 955 (33179 on)	00-04	—	32-4228	32-4257
Sprint RS 955	99-04	32-1118	32-4228	—
Sprint ST (to 253132)	99-13	32-1118	32-4228	—
Sprint ST (253133 to 274425)	99-13	32-1122	32-4228	—

TRIUMPH® STREET				
APPLICATION	YEAR	FRONT	REAR	CLUTCH
Sprint ST (27446 on)	99-13	—	32-4228	—
Tiger 955i	01-07	—	32-4228	—
Daytona 1000	92-93	32-1122	32-4228	32-4257
Speed Triple 1050 (to 333178)	05-13	32-1118	32-4228	32-4257
Speed Triple 1050 (333179 on)	05-13	—	32-4228	32-4257
Tiger 1050	06-13	—	32-4228	—
Daytona 1200	93-06	32-1122	32-4228	32-4257
Daytona Suoer III	93-06	32-1122	32-4228	—
Rocket III Classic	05-13	32-1118	—	—
Rocket III Roadster	05-13	32-1118	—	—
Rocket III Touring	06-13	—	32-4228	—

YAMAHA® STREET				
APPLICATION	YEAR	FRONT	REAR	CLUTCH
RX50K/L Special	83-84	32-1084	—	—
RX50MK Midnight Special	1983	32-1084	—	—
YSR50T/U/W/A/B/D	87-92	32-1088	—	—
SRX250T/TC	1987	32-1089	—	—
XV250 Route 66	88-90	32-1089	—	—
XV250 Virago	95-97	32-1089	—	—
XV250 Virago	02-03	32-1089	—	—
RZ350/RD350LC	84-85	32-1480	32-4021	—
XS360C/D	76-77	32-4008	—	—
FZR400	88-90	—	32-7549	—
XS400D/E/F	77-79	32-4008	—	—
XS400J/K Maxim	82-83	32-1089	—	—
XS400RJ/RK Seca	82-83	32-1089	—	—
XS400SG/SH Special	80-81	32-4008	—	—
SR500E/F/G/H	78-81	32-4008	—	—
XS500C/D/E	76-78	32-4008	32-4031	—
XV500K Virago	1983	32-1089	—	—
XV535 Virago	87-00	32-1084	—	—
XJ550H/J/K Maxim	81-83	32-1089	—	—
XJ550RH/RJ/RK Seca	81-83	32-1089	—	—
XZ550RJ Vision	1982	32-1089	—	—
XZ550RK Vision	1983	32-1480	—	—
FZR600	89-99	—	32-7549	—
YZF600R	97-07	32-2299	—	—
YZF-R6	99-00	32-2299	—	—
YZF-R6	01-04	32-7594	—	—
YZF-R6S	06-09	32-7594	—	—
XJ650 Maxim	80-83	32-1084	—	—
XJ650LJ/LK Seca Turbo	82-83	32-1480	—	—
XJ650RJ Seca	1982	32-1480	—	—
XS650D/E/F/2F	77-79	32-4008	—	—
XS650G/H Special II	80-81	32-4008	—	—
XS650SE/SF/SG Special	78-80	32-4008	32-4031	—
XS650SH Heritage	1981	32-4008	—	—
XS650SJ/SK Heritage Special	82-83	32-4008	—	—
FZ700T/TC	1987	—	—	—
FZX700 Fazer	86-87	—	32-4024	32-4146
XJ700N Maxim	85-86	32-1480	—	—
XV700 Virago (Cast Wheel)	84-87	32-1480	—	—
XV700 Virago (Spoke Wheel)	1986	32-1480	—	—
FZ750N	85-86	—	32-4024	32-4146
FZ750U/UC	1988	—	32-4024	32-4146
FZR750RT/RU	87-88	—	32-4025	32-4146
XJ750J/K Maxim	82-83	32-1480	—	—
XJ750MK Midnight Maxim	1983	32-1480	—	—
XS750D/2D/E/F	77-79	32-1085	32-4031	—
XS750SE/SF Special	78-79	32-1085	32-4031	—
XV750 Virago	81-83	32-1084	—	—
XV750 Virago	88-97	32-1480	—	—
YZF750R	94-98	—	—	32-4153
YZF750 R-7	1999	32-2299	—	32-4153
XS850/SG/SH Special	80-81	32-1085	32-4031	—
XS850 Midnight Special	80-81	32-1085	32-4031	—
XJ900RK Seca	1983	32-1480	—	—
XV920J Virago	1982	32-1480	—	—
XV920K/MK Virago	1983	32-1084	—	—

EQUIPMENT & TOOLS

HARD PARTS

CARB & FUEL

IGNITION/ELECTRICAL

CONTROL

SUSPENSION

ACCESSORIES

MARINE

EQUIPMENT & TOOLS

YAMAHA® STREET APPLICATION				
APPLICATION	YEAR	FRONT	REAR	CLUTCH
XV920RH/RJ	81-82	<b>32-1480</b>	—	—
FZR1000T/TC/U/UC	87-88	—	<b>32-4025</b>	<b>32-4146</b>
FZR1000	89-90	<b>32-1480</b>	<b>32-4716</b>	<b>32-4153</b>
FZR1000	91-95	—	<b>32-4716</b>	<b>32-4153</b>
FZS1000N FZ-1	01-05	<b>32-7592</b>	—	—
GTS1000	93-94	—	—	<b>32-4153</b>
YZF1000R	1997	<b>32-2299</b>	—	<b>32-4153</b>

HARD PARTS

YZF-R1	98-03	<b>32-2299</b>	—	—
XV1000 Virago	84-85	<b>32-1480</b>	—	—
FJ1100L/LC/N/NC	84-85	—	<b>32-4024</b>	—
XJ1100J Maxim	1982	<b>32-1084</b>	—	—
XS1100E/F/G/H	78-81	<b>32-1085</b>	<b>32-4033</b>	—
XS1100LG Midnight Special	1980	<b>32-1085</b>	<b>32-4033</b>	—
XS1100LH Midnight Special	1981	<b>32-1084</b>	—	—
XS1100S Special	79-81	<b>32-1085</b>	<b>32-4033</b>	—
XV1100S Virago	86-99	<b>32-1480</b>	—	—

CARB & FUEL

XVS1100 V-Star 1100 (All)	99-09	—	<b>32-4029</b>	—
FJ1200 (All)	86-91	—	<b>32-4024</b>	<b>32-4146</b>
VMX12 V-Max	85-86	—	<b>32-4034</b>	<b>32-4146</b>
VMX12 V-Max	88-07	—	<b>32-4034</b>	<b>32-4146</b>
XVZ12 Venture	83-85	<b>32-1089</b>	—	<b>32-4146</b>
FJR1300	2003	<b>32-7592</b>	—	<b>32-4195</b>
FJR1300	04-05	—	—	<b>32-4195</b>
FJR1300A ABS	04-12	—	—	<b>32-4195</b>

IGNITION/ELECTRICAL

XVS13 V-Star 1300 (All)	07-14	—	<b>32-4029</b>	—
XVZ13T Venture	87-88	—	—	<b>32-4146</b>
XVZ13D Venture Royale	86-93	—	—	<b>32-4146</b>
XVZ13 Royal Star	96-01	<b>32-1480</b>	<b>32-4034</b>	<b>32-4153</b>
XVZ1300 Royal Star Venture	99-12	<b>32-1480</b>	<b>32-4034</b>	<b>32-4153</b>
XVZ1300 Royal Star Tour Deluxe	96-10	<b>32-1480</b>	<b>32-4034</b>	<b>32-4153</b>
XV1600 Road Star	99-03	<b>32-1480</b>	—	—
VMX17 V-Max	09-15	—	—	<b>32-4195</b>
XV1700 Road Star	04-12	<b>32-7593</b>	—	—
XV1700P Road Star Warrior	02-09	<b>32-7593</b>	<b>32-4034</b>	—
XV1900 Roadliner	06-10	<b>32-7593</b>	<b>32-4034</b>	—
XV1900 Stratoliner	06-11	<b>32-7593</b>	<b>32-4034</b>	—
XV1900 Raider	08-11	<b>32-7593</b>	<b>32-4034</b>	—

CONTROL

YAMAHA® ATV APPLICATION				
APPLICATION	YEAR	FRONT	REAR	CLUTCH
YFM125 Raptor	11-12	—	<b>32-4719</b>	—
YFS200 Blaster	03-06	<b>32-4714</b>	—	—
YTZ250N Tri-Moto	1985	<b>32-1089</b>	<b>32-4021</b>	—
YTZ250S Tri-Moto	1986	—	<b>32-4021</b>	—

SUSPENSION

YFM250X BearTracker	02-04	<b>32-1116</b>	—	—
YFM250B Bruin 2WD	05-06	<b>32-1116</b>	—	—
YFM25B Big Bear 2WD	07-09	<b>32-1116</b>	—	—
YFM35A Bruin 2WD	04-06	<b>32-1116</b>	—	—
YFM35FA Bruin 4WD	04-06	<b>32-1116</b>	—	—
YFM35FG Grizzly 4WD	07-11	<b>32-1116</b>	—	—
YFM350FW Big Bear	87-98	<b>32-0857</b>	—	—
YFM350FW Big Bear	1999	—	<b>32-4024</b>	—
YFM350FW Big Bear	00-01	—	—	—
YFM350FX Wolverine	95-01	<b>32-0857</b>	<b>32-4024</b>	—
YFM350FX Wolverine	02-05	<b>32-1116</b>	<b>32-4025</b>	—
YFM35G Grizzly 2WD	07-11	<b>32-1116</b>	—	—
YFM350R Raptor	05-11	<b>32-4714</b>	—	—
YFM350U Big Bear 2WD	1999	<b>32-1480</b>	—	—
YFM350X Warrior	1987	—	—	—
YFM350X Warrior	88-89	<b>32-0857</b>	<b>32-4021</b>	—
YFM350X Warrior	90-01	<b>32-0857</b>	<b>32-4717</b>	—
YFM350X Warrior	02-04	<b>32-4714</b>	—	—

ACCESSORIES

YFM35X Wolverine 2WD	06-09	<b>32-1116</b>	—	—
YFP350U	1988	—	<b>32-4024</b>	—
YFU1	1989	—	<b>32-4024</b>	—
YFZ350 Banshee	87-01	<b>32-0857</b>	<b>32-4021</b>	—
YFZ350 Banshee	02-06	<b>32-4714</b>	—	—
YFM400 Big Bear 2WD	02-09	<b>32-1116</b>	—	—
YFM400 Big Bear 4WD	02-11	<b>32-1116</b>	—	—
YFM400FW Kodiak 4WD	94-01	<b>32-0857</b>	—	—

MARINE

YAMAHA® ATV APPLICATION				
APPLICATION	YEAR	FRONT	REAR	CLUTCH
YFM45FG Grizzly	08-11	<b>32-1116</b>	—	—
YFZ450	04-06	<b>32-4714</b>	<b>32-4719</b>	—
YFZ450	07-12	—	—	<b>32-4719</b>
YFM550FG Grizzly	09-12	—	<b>32-4714</b>	—
YFM600F Grizzly	98-01	<b>32-1480</b>	—	—
YFM660F Grizzly	02-08	<b>32-1116</b>	—	—
YFM660R Raptor	01-05	<b>32-4714</b>	<b>32-4719</b>	—
YFM700FG Grizzly	2007	<b>32-4714</b>	<b>32-4714</b>	—
YFM700FG Grizzly	08-11	—	—	<b>32-4714</b>
YFM700R Raptor	2006	<b>32-4714</b>	—	—

YAMAHA® DUAL SPORT/OFFROAD APPLICATION				
APPLICATION	YEAR	FRONT	REAR	CLUTCH
YZ80S/T/U/W/A/B/D	86-92	<b>32-1088</b>	—	—
YZ80E1/F1/G1/H1	93-96	<b>32-1088</b>	<b>32-4034</b>	—
YZ80J1/K1/L1/M1/N1	97-01	—	—	<b>32-4034</b>
YZ85	02-12	<b>32-0858</b>	<b>32-4034</b>	—
TTR125/L	00-11	<b>32-7591</b>	—	—
YZ125N/S/T	85-87	<b>32-1088</b>	—	—
YZ125U/W	88-89	<b>32-1088</b>	<b>32-4034</b>	—
YZ125A/B/D1/E1/F1/G1	90-95	<b>32-7591</b>	<b>32-4034</b>	—
YZ125H1/J1/K1/L1/M1/N1	96-01	—	—	<b>32-4204</b>
YZ125	02-07	<b>32-0858</b>	<b>32-3813</b>	—
YZ125	08-11	<b>32-0859</b>	<b>32-3813</b>	—
RT180K	1998	<b>32-1088</b>	—	—
IT200S	1986	<b>32-1088</b>	—	—
WR200RD	1992	—	<b>32-4034</b>	—
TT225L/LC/RM/RMC	99-00	<b>32-1088</b>	—	—
TT-R225N/NC~S/SC	01-04	<b>32-1088</b>	—	—
TT-R230	05-11	<b>32-0858</b>	—	—
TT250RL/RLC	1999	—	—	<b>32-4021</b>
TT-R250	00-05	—	—	<b>32-4021</b>
WR250Z (2-Stroke)	91-97	—	—	<b>32-4034</b>
WR250F (Offroad)	2001	—	—	<b>32-4204</b>
WR250F (Offroad)	02-11	<b>32-0858</b>	<b>32-3813</b>	—
WR250R Supermoto	08-15	<b>32-1073</b>	<b>32-4036</b>	—
WR250X Dualsport	08-11	—	—	<b>32-4036</b>
YZ250N/S/T	85-87	<b>32-1088</b>	—	—
YZ250U/W/WRW	88-89	<b>32-1088</b>	<b>32-4034</b>	—
YZ250WRA	1990	—	<b>32-4034</b>	—
YZ250A/B/D1/E1/F1/G1	90-95	<b>32-7591</b>	<b>32-4034</b>	—
YZ250H1/J1/K1/L1/M1/N1	96-01	—	—	<b>32-4204</b>
YZ250	02-07	<b>32-0858</b>	<b>32-3813</b>	—
YZ250	08-11	<b>32-0859</b>	<b>32-3813</b>	—
YZ250F(4-stroke)	2001	—	—	<b>32-4204</b>
YZ250F(4-stroke)	02-06	<b>32-0858</b>	<b>32-3813</b>	—
YZ250F(4-stroke)	07-11	<b>32-0859</b>	<b>32-3813</b>	—
XT250 Dualsport	08-15	<b>32-1073</b>	—	—
TT350S/T	86-87	<b>32-1088</b>	—	—
XT350N Dualsport	85-99	<b>32-1088</b>	—	—
WR400F	98-99	—	—	<b>32-4208</b>
WR400FM	2000	—	—	<b>32-4204</b>
YZ400F	98-99	—	—	<b>32-4208</b>
WR426FN/FP	01-02	—	—	<b>32-4204</b>
YZ426F	00-01	—	—	<b>32-4204</b>
YZ426F	2002	<b>32-0858</b>	<b>32-4204</b>	—
WR450F	03-11	<b>32-0858</b>	<b>32-3813</b>	—
YZ450F	03-07	<b>32-0858</b>	<b>32-3813</b>	—
YZ450F	08-11	<b>32-0859</b>	<b>32-3813</b>	—
YZ490N/S/T/U/W/A	85-90	<b>32-1088</b>	—	—
WR500ZD/ZE	92-93	—	—	<b>32-4034</b>
TT600N/S Offroad	85-86	<b>32-1088</b>	—	—
XT600 Dualsport	84-89	<b>32-1089</b>	—	—

### K&L BRAKE CALIPER REBUILD KITS

No need to look up each individual part. These kits contain all necessary replacement parts to rebuild one Brake Caliper Assembly. **Made in Japan.** **NOTE: FRONT BRAKE CALIPERS (1) OR (2) AFTER PART NUMBER INDICATES NUMBER OF KITS REQUIRED TO DO COMPLETE JOB. ORDER AS REQUIRED. ORDER QTY-1/ KIT FOR REAR CALIPER USE. BRAKE CALIPER PISTON AND BRAKE CALIPER PAD SPRING NOT INCLUDED IN KITS.**

### BRAKE CALIPER KITS

Include the following Qty. of pieces/kit

HONDA®	QTY	HONDA®	QTY
32-1152	6 pc. kit	32-1445	8 pc. kit
32-1153	8 pc. kit	32-1446	7 pc. kit
32-1154	6 pc. kit	32-1584	8 pc. kit
32-1155	6 pc. kit	32-4229	5 pc. kit
32-1156	6 pc. kit	32-7353	7 pc. kit
32-1159	8 pc. kit	32-7354	9 pc. kit
32-1163	6 pc. kit	32-7356	9 pc. kit
32-1177	8 pc. kit	32-7357	10 pc. kit
32-1182	8 pc. kit	32-7358	10 pc. kit
32-1185	6 pc. kit	32-7360	10 pc. kit
32-1197	8 pc. kit	32-7361	10 pc. kit
32-1199	7 pc. kit	32-7362	10 pc. kit
32-1202	7 pc. kit	32-7363	10 pc. kit
32-1203	6 pc. kit	32-7364	5 pc. kit
32-1207	8 pc. kit	32-7478	5 pc. kit
32-1227	5 pc. kit	32-7479	10 pc. kit
32-1228	5 pc. kit	32-7480	10 pc. kit
32-1325	10 pc. kit	32-7595	7 pc. kit
32-1443	6 pc. kit		

KAWASAKI®	
32-1286	5 pc. kit
32-1289	11 pc. kit
32-1311	8 pc. kit
32-1312	8 pc. kit
32-1314	10 pc. kit
32-1315	8 pc. kit
32-1318	10 pc. kit
32-1319	5 pc. kit
32-1335	5 pc. kit
32-1359	7 pc. kit
32-1361	5 pc. kit
32-4229	5 pc. kit
32-7365	15 pc. kit
32-7367	11 pc. kit
32-7366	11 pc. kit
32-7370	10 pc. kit
32-7374	7 pc. kit
32-7376	7 pc. kit
32-7377	11 pc. kit
32-7487	7 pc. kit
32-7596	7 pc. kit
SUZUKI®	
32-0732	7 pc. kit
32-0751	7 pc. kit
32-0887	7 pc. kit
32-1333	7 pc. kit
32-1334	5 pc. kit
32-1336	5 pc. kit
32-1337	6 pc. kit
32-1418	5 pc. kit

SUZUKI®	
32-1425	7 pc. kit
32-1434	5 pc. kit
32-1450	7 pc. kit
32-7378	12 pc. kit
32-7379	7 pc. kit
32-7380	11 pc. kit
32-7381	11 pc. kit
32-7382	12 pc. kit
32-7384	7 pc. kit
32-7385	16 pc. kit
32-7386	9 pc. kit
32-7390	15 pc. kit
32-7395	7 pc. kit
32-7597	11 pc. kit
32-7598	12 pc. kit
YAMAHA®	
32-1250	4 pc. kit
32-1326	5 pc. kit
32-1587	4 pc. kit
32-1589	5 pc. kit
32-1602	3 pc. kit
32-1605	3 pc. kit
32-1606	5 pc. kit
32-1607	5 pc. kit
32-1608	6 pc. kit
32-7456	5 pc. kit
32-7476	9 pc. kit
32-7477	9 pc. kit
32-7599	9 pc. kit



### K&L BRAKE CALIPER PISTON SIZING CHART

OEM replacement Brake Caliper Pistons. Sold each. **Made in Japan.** **NOTE: PISTON (1), (2) OR (4) AFTER PART NUMBER INDICATES NUMBER OF BRAKE CALIPER PISTONS REQUIRED TO DO COMPLETE JOB. ORDER AS REQUIRED.**



HONDA®		
K&L P/N	OEM REFERENCE	DIMENSIONS
32-1167	45107-415-006	43 x 41mm
32-1168	45107-410-006	38 x 35mm
32-1174	43107-MA7-006	32 x 35mm
32-1176	45107-MA3-006	30 x 35mm
32-2295	45107-ML4-006	27 x 31.1mm
32-2301	45117-MR7-006	30.2 x 22.6mm
32-2302	45117-MW0-006	27 x 22.6mm
32-2304	45107-KS6-702	27 x 25mm
32-2305	45107-MN5-006	25.4 x 31mm
32-2306	43107-KT7-761	38.2 x 31mm
32-4187	43107-MA3-006	27 x 35mm
SUZUKI®		
K&L P/N	OEM REFERENCE	DIMENSIONS
32-2304	59300-27840	27 x 25mm
32-2326	69100-43810 (Set)	27 x 31.1mm

KAWASAKI®		
K&L P/N	OEM REFERENCE	DIMENSIONS
32-2304	43020-1075	27 x 25mm
	43048-1064	
32-4043	43048-1073	30.2 x 29mm
32-4045	43048-1002	38 x 40mm
32-4048	43020-1066	43 x 33mm
32-4094	43020-1092	30 x 22.5
32-4116	43020-1068	27 x 29mm
32-4117	43020-1069	34 x 31mm
YAMAHA®		
K&L P/N	OEM REFERENCE	DIMENSIONS
32-2304	4EW-W0057-00-00	27 x 25mm
32-2321	4SV-W0057-10-00	30.2 x 21mm
32-2322	4SV-W0057-00-00	27 x 21mm
32-2325	26H-W0057-00-00	38.15 x 21.1mm
32-2332	31A-W0057-00-00	42.7 x 21mm
32-2338	3GM-W0057-00-00	33.9 x 21.1mm
32-2340	3GM-W0057-10-00	30.2 x 21.1mm

### INTERNAL CIRCLIP PLIERS

Made from drop forged steel. 1.2mm tip diameter. Comfortable rubber grip. 50mm long tip with 90 degree angle for deep reach.

35-6892 Internal Circlip Pliers



### DUAL DISC BRAKE VACUUM BLEEDER

Brake bleeder with fittings to bleed both dual disc front brake calipers simultaneously. This bleeder can be a real time saver. Great for bleeding after an upgrade to braided brake lines!

35-5902 Dual Disc Brake Vacuum Bleeder



### BRAKE CALIPER PISTON TOOL

Expands the gap between the pads, making it easy to fit the brake rotor between the pads when re-installing a caliper or wheel.

35-4467 Brake Caliper Piston Tool



EQUIPMENT & TOOLS

HARD PARTS

CARB & FUEL

IGNITION/ELECTRICAL

CONTROL

SUSPENSION

ACCESSORIES

MARINE

# K&L BRAKE CALIPER REBUILD KITS

No need to look up each individual part. These kits contain all necessary replacement parts to rebuild one Brake Caliper Assembly.

**Made in Japan. NOTE: FRONT BRAKE CALIPERS (1) OR (2) AFTER PART NUMBER INDICATES NUMBER OF KITS REQUIRED TO DO COMPLETE JOB. ORDER AS REQUIRED. ORDER QTY-1/KIT FOR REAR CALIPER USE NOTE\*: KIT DOES NOT INCLUDE DUST BOOTS 32-1602(YAMAHA),**

EQUIPMENT & TOOLS

HARD PARTS

CARB & FUEL

IGNITION/ELECTRICAL

CONTROL

SUSPENSION

ACCESSORIES

MARINE

HARLEY DAVIDSON® APPLICATION	Year	Front Caliper Rebuild Kit	Front Caliper Kit (Includes 4 Pistons)	Rear Caliper Rebuild Kit	Rear Caliper Kit (Includes 4 Pistons)
Big Twins	00-17	32-0265	32-0274	32-0265	32-0274
Sportsters	00-10	32-0265	32-0274	32-0265	32-0274
Big Twins with ABS (Brembo)	06-17	————	32-0276	————	32-0276

HONDA® STREET APPLICATION	Year	Front Caliper Rebuild Kit	Front Caliper Piston-each	Rear Caliper Rebuild Kit	Rear Caliper Piston-each
CB50R	2004	————	32-2305(2)	————	————
NS50R	2004	————	32-2305(2)	————	————
NHX110 Scooter	2010	32-1207(1)	————	————	————
NSF100	2006	————	32-2305(2)	————	————
CB125TT	1990	32-1163	————	————	————
PCX125 Scooter	2011	32-7358(1)	————	————	————
PCX150 Scooter	2013	32-7358(1)	————	————	————
SH150I Scooter	2010	32-1207(1)	————	————	————
CBR250R	11-13	32-1446(1)	32-2305(2)	32-1227	32-2306(1)
CBR250RA (ABS)	11-13	32-7360(1)	————	32-1227	32-2306(1)
CMX250C Rebel	85-95	32-1446(1)	————	————	————
CMX250C/C2 Rebel	96-13	32-1446(1)	32-2305(2)	————	————
CN250 Helix	94-07	32-1207(1)	32-2295(2)	————	————
NSS250/A Scooter	01-07	32-7357(1)	————	————	————
NX250	88-90	32-1207(1)	32-2304(2)	————	————
VTR250 Interceptor	1990	32-1163(1)	————	————	————
CBR300RA ABS	2015	32-1207(1)	32-2295(2)	32-1227	32-2306(1)
NSS300/A Forza Scooter	14-15	32-7360(1)	————	————	32-2306(1)
CB400F CB-1	89-90	32-1207(1)	————	32-1227	32-2306(1)
CB400T Hawk	1981	32-1153(1)	32-1176(2)	————	————
CM400C Custom	1981	32-1153(1)	32-1176(2)	————	————
CB450SC Nighthawk	1986	32-1153(1)	32-1176(2)	————	————
CMX450C Rebel	86-87	32-1153(1)	32-1176(2)	————	————
CB500F/FA	13-15	32-1207(1)	32-2295(2)	32-1227	32-2306(1)
CB500X/XA	13-15	32-1207(1)	32-2295(2)	32-1227	32-2306(1)
CBR500R/RA	13-15	32-1207(1)	32-2295(2)	32-1227	32-2306(1)
CX500/Custom	78-79	————	32-1167(1)	————	————
CX500C Custom	1982	32-1153(1)	32-1176(2)	————	————
CX500D Deluxe	79-81	————	32-1167(1)	————	————
CX500TC Turbo	1982	32-1153(2)	32-1176(4)	32-1153	32-1176(2)
FT500 Ascot (Single Cylinder)	82-83	32-1153(1)	32-1176(2)	32-1197	32-4187(2)
GB500	89-90	32-1153(1)	32-1176(2)	————	————
GL500 Silverwing (1 caliper)	81-82	32-1153(1)	32-1176(2)	————	————
GL500I Silverwing Int (2 caliper)	81-82	32-1153(2)	32-1176(4)	————	————
VF500C Magna	84-85	32-1159(1)	32-1174(2)	————	————
VF500F Interceptor	84-86	32-1153(2)	32-1176(4)	32-1153	32-1176(2)
VT500C Shadow 500	83-86	32-1159(1)	32-1174(2)	————	————
VT500FT Ascot (V-Twin)	83-84	32-1159(1)	32-1174(2)	————	————
CB550SC Nighthawk	1983	32-1159(1)	32-1174(2)	————	————
CB600F CB599 Naked Bike	04-06	32-1446(2)	32-2305(4)	32-1227	32-2306(1)
CBR600F Hurricane	87-90	32-1207(2)	————	32-1197	32-4187(2)
CBR600F2 Hurricane	91-94	32-1446(2)	32-2305(4)	32-1227	32-2306(1)
CBR600F3 Hurricane	95-98	32-1446(2)	32-2305(4)	32-1227	32-2306(1)
CBR600SJR	1996	32-1446(2)	32-2305(4)	32-1227	32-2306(1)
CBR600SE	1998	32-1446(2)	32-2305(4)	32-1227	32-2306(1)
CBR600F4	99-00	————	————	32-1227	32-2306(1)
CBR600F4i	01-06	————	————	32-1227	32-2306(1)
CBR600RR	05-08	32-7387(2)	32-1172(4)	32-1228	————
————	————	————	32-1173(4)	32-1228	————
CBR600RR	09-15	32-7388(2)	32-1172(4)	————	————
————	————	————	32-1173(4)	32-1228	————
CBR600RA (ABS)	09-15	32-7388(2)	32-1172(4)	————	————
————	————	————	32-1173(4)	32-1207	————
FSC600 Silverwing Scooter	02-12	32-7360(1)	————	————	————
VT600C Shadow, All	88-93	32-1163(1)	————	————	————
VT600C/CD/CD2 Shadow	94-07	32-1207(1)	32-2295(2)	————	————
CB650SC Nighthawk	83-85	32-1153(2)	32-1176(4)	————	————
CBR650F/FA	14-15	32-1446(2)	32-2305(4)	32-1227	32-2306(1)
CX650C Custom	1983	32-1159(1)	32-1174(2)	————	————

HONDA® STREET APPLICATION	Year	Front Caliper Rebuild Kit	Front Caliper Piston-each	Rear Caliper Rebuild Kit	Rear Caliper Piston-each
CX650T Turbo	1983	32-1159(2)	32-1174(4)	32-1153	32-1176(2)
GL650 Silver Wing	1983	32-1153(2)	32-1176(4)	————	————
GL650I Silver Wing	1983	32-1153(2)	32-1176(4)	————	————
NT650 Hawk GT	88-91	32-1163(1)	————	32-1227	32-2306(1)
NX650	88-90	32-1163(1)	————	————	————
CB700SC Nighthawk	84-86	32-1159(2)	32-1174(4)	————	————
CTX700/D/N/ND	14-15	32-1207(1)	32-2295(2)	————	————
NC700X	12-13	32-1207(1)	32-2295(2)	32-1227	32-2306(1)
NC700XD	12-13	32-7360(1)	————	32-1227	32-2306(1)
NSA700A (LT) Caliper	2009	32-7358(1)	————	32-1207	————
NSA700A (RT) Caliper	2009	32-7361(1)	————	————	————
NT700V (LT) Caliper	2010	32-7358(1)	————	————	————
NT700V (RT) Caliper	2010	32-7361(1)	————	————	32-1174(2)
NT700VA (ABS)(LT) Caliper	10-11	32-7358(1)	————	————	————
NT700VA (ABS)(RT) Caliper	10-11	32-7361(1)	————	————	32-1174(2)
VF700C Magna	84-86	32-1153(2)	32-1176(4)	————	————
VF700C Magna	1987	32-1153(1)	32-1176(2)	————	————
VF700F Interceptor	84-85	32-1159(2)	32-1174(4)	32-1197	32-4187(2)
VF700S Sabre	84-85	32-1153(2)	32-1176(4)	————	————
VFR700F/F2 Interceptor	86-87	32-1163(2)	————	32-1197	32-4187(2)
VT700C Shadow	86-87	32-1159(2)	32-1174(2)	————	————
CB750 Nighthawk	91-03	32-1207(1)	32-2295(2)	————	————
CB750C Custom	1982	————	32-1176(4)	————	————
CB750F Super Sport	77-80	32-1185(2)	32-1168(2)	32-1185	32-1168(1)
CB750F Super Sport	81-82	32-1153(2)	32-1176(4)	32-1197	32-4187(2)
CB750K to frame CM30151	1982	32-1153(1)	32-1176(2)	————	————
CB750SC Nighthawk	82-83	32-1153(2)	32-1176(4)	————	————
RVF750R RC45	1994	32-7353(2)	32-2301(4)	32-1446	————
————	————	————	32-2302(4)	————	————
VF750C V45 Magna	82-83	32-1153(2)	32-1176(4)	————	————
VF750C V45 Magna	1988	32-1153(1)	32-1176(2)	————	————
VF750C/CD/CD2 Magna	94-03	32-1446(1)	32-2305(2)	————	————
VF750F Interceptor	83-84	32-1159(2)	32-1174(4)	32-1197	32-4187(2)
VF750S Sabre	82-83	32-1153(2)	32-1176(4)	————	————
VFR750F Interceptor	1986	32-1163(2)	————	32-1197	32-4187(2)
VFR750F Interceptor	90-97	32-1446(2)	32-2305(4)	32-1207	————
VT750C Shadow	98-00	32-1207(1)	————	————	————
VT750CD/CD2 Shadow	98-03	32-1207(1)	————	————	————
VT750C/CA Shadow	04-12	32-1446(1)	32-2305(2)	————	————
VT750C2/C2F Shadow	07-14	32-1207(1)	32-2295(2)	————	————
VT750C2B Shadow	10-13	32-1446(1)	32-2305(2)	————	————
VT750DC Shadow	01-07	32-1207(1)	32-2295(2)	————	————
PC800 Pacific Coast	1989	32-1207(2)	————	————	————
PC800 Pacific Coast	90-98	32-1207(2)	32-2295(2)	————	————
VFR800 LH Caliper	98-01	32-7358(1)	————	32-7479	————
VFR800 RH Caliper	98-01	32-7357(1)	————	32-7479	————
VFR800 (LH) Caliper	02-05	32-7363(1)	————	32-7480	————
VFR800 (RH) Caliper	02-05	32-7362(1)	————	————	————
VT800C Shadow	1988	32-1153(1)	32-1176(2)	————	————
CB900C Custom	1980	32-1152(2)	32-1168(2)	32-1203	32-1167(1)
CB900C Custom	1981	32-1156(2)	32-1167(2)	32-1203	32-1167(1)
CB900C Custom	1982	32-1153(2)	32-1176(4)	32-1153	32-1176(2)
CB900F Super Sport	81-82	32-1153(2)	32-1176(4)	32-1197	32-4187(2)
CB900F	02-07	————	————	32-1227	32-2306(1)
CBR900RR	93-97	32-7353(2)	32-2301(4)	32-1227	32-2306(1)
————	————	————	32-2302(4)	————	————
CBR900RR	98-99	————	————	32-1227	————
CBR929RR	00-01	————	————	32-1227	————
CBR954RR	02-03	————	————	32-1227	32-2306(1)
CB1000	94-95	32-7353(2)	32-2301(4)	32-1227	————
————	————	————	32-2302(4)	————	————
CB1000C Custom	1983	32-1153(2)	32-1176(4)	32-1153	32-1176(2)
CB1000R	11-13	————	————	32-1207	————
CBR1000F Hurricane	87-88	32-7353(2)	————	32-1197	32-4187(2)
CBR1000F Hurricane	90-91	32-1207(2)	32-2295(4)	32-1207	————

HONDA® STREET						HONDA® STREET					
APPLICATION	Year	Front Caliper Rebuild Kit	Front Caliper Piston-each	Rear Caliper Rebuild Kit	Rear Caliper Piston-each	APPLICATION	Year	Front Caliper Rebuild Kit	Front Caliper Piston-each	Rear Caliper Rebuild Kit	Rear Caliper Piston-each
CBR1000F LH Caliper	93-96	32-7356(1)	—	32-7358	—	GL1500 Goldwing (RH)	88-90	32-1163(1)	—	—	—
CBR1000F RH Caliper	93-96	32-7354(1)	—	—	—	GL1500A Aspencade (LH)	91-00	32-1446(1)	32-2305(2)	32-1159	32-1174(2)
CBR1000RR	06-07	—	—	32-1228	—	GL1500A Aspencade (RH)	91-00	32-1163(1)	—	—	—
CBR1000RR	08-15	32-7388(2)	32-1172(4)	32-1228	—	GL1500I Interstate (LH)	91-96	32-1446(1)	32-2305(2)	32-1159	32-1174(2)
		—	32-1173(4)	—	—	GL1500I Interstate (RH)	91-96	32-1163(1)	—	—	—
CBR1000RA (ABS)	09-15	32-7388(2)	32-1172(4)	32-1228	—	GL1500SE Goldwing SE(LH)	90-00	32-1446(1)	32-2305(2)	—	—
		—	32-1173(4)	—	—	GL1500SE Goldwing SE(RH)	90-00	32-1163(1)	—	—	—
CBX	1979	32-1156(2)	32-1167(2)	32-1185	32-1168(1)	GL1500C Valkyrie. (All)	97-01	32-1207(2)	32-2295(4)	32-1207	—
CBX	1980	32-1156(2)	32-1167(2)	32-1185	—	GL1800 Goldwing (LH)	01-10	32-7479(1)	—	32-7479	—
CBX	81-82	32-1153(2)	32-1176(4)	32-1197	32-4187(2)	GL1800 Goldwing (RH)	01-10	32-7362(1)	—	—	—
GL1000 Goldwing	75-77	32-1152(2)	—	32-1202	—	VTX1800C (LH)	02-08	32-7356(1)	—	—	—
GL1000L Goldwing LTD	1976	32-1152(2)	—	32-1202	—	VTX1800C (RH)	02-08	32-7354(1)	—	—	—
GL1000 Goldwing	1978	32-1152(2)	32-1168(2)	32-1199	—	VTX1800C (RH)	02-08	32-7354(1)	—	—	—
GL1000 Goldwing	1979	32-1155(2)	32-1167(2)	32-1199	—						
RVT1000R (RC51)	00-06	—	—	32-1227	32-2306(1)	<b>HONDA® ATV</b>					
VF1000F Interceptor	1984	32-1159(2)	32-1174(4)	32-1159	32-1174(2)	<b>APPLICATION</b>	<b>Year</b>	<b>Front Caliper Rebuild Kit</b>	<b>Front Caliper Piston-each</b>	<b>Rear Caliper Rebuild Kit</b>	<b>Rear Caliper Piston-each</b>
VF1000R Interceptor	85-86	32-1159(2)	32-1174(4)	—	—	ATC200X	83-87	32-1443(1)	—	32-1445	32-1442
VTR1000F Super Hawk	98-06	32-7353(2)	32-2301(4)	32-1227	32-2306(1)	ATC250R	82-84	32-1443(1)	—	32-1445	32-1442
CB1100/A	2013	—	—	32-1227	32-2306(1)	ATC250R	85-86	32-1446(1)	—	32-1584	—
CB1100F Super Sport	1983	—	32-1176(4)	32-1197	32-4187(2)	TRX250EX	01-08	32-1443(2)	—	—	—
CBR1100XX RH Caliper	97-03	32-7354(1)	—	32-1325	—	TRX250R Four Trax 250R	86-89	32-1446(2)	—	32-1584	—
CBR1100XX LH Caliper	97-03	32-7356(1)	—	—	—	TRX250X Four Trax 250	87-88	32-1443(2)	—	32-1445	—
GL1100 Goldwing	80-81	32-1156(2)	32-1167(2)	32-1203	32-1167(1)	TRX250X Four Trax 250	91-92	32-1443(2)	—	32-1445	—
GL1100 Goldwing	1982	32-1153(2)	32-1176(4)	32-1153	32-1176(2)	TRX250X	09-12	32-1443(2)	—	—	—
GL1100 Goldwing(LH)	1983	32-1177(1)	—	35-1159	32-1174(2)	TRX300EX	93-08	32-1443(2)	—	32-1445	32-1442
GL1100 Goldwing(RH)	1983	32-1182(1)	—	—	—	TRX300X	2009	32-1443(2)	—	32-1445	32-1442
GL1100A Aspencade	1982	32-1153(2)	32-1176(4)	32-1153	—	ATC350X	85-86	32-1446(1)	—	32-1445	32-1442
GL1100A Aspencade(LH)	1983	32-1177(1)	—	32-1159	32-1174(2)	TRX400EX	99-08	32-1443(2)	—	32-1445	32-1442
GL1100A Aspencade(RH)	1983	32-1182(1)	—	—	—	TRX400X	09-14	32-1443(2)	—	32-1445	32-1442
GL1100I Goldwing Interstate	80-81	32-1156(2)	32-1167(2)	32-1203	32-1167(1)	TRX450ER	06-12	32-1446(2)	—	—	—
GL1100I Goldwing Interstate	1982	32-1153(2)	32-1176(4)	32-1153	32-1176(2)	TRX450R	04-09	32-1446(2)	—	—	—
GL1100I Goldwing Interstate(LH)	1983	32-1177(1)	—	32-1159	32-1174(2)	TRX700XX	08-09	32-1446(2)	—	—	—
GL1100I Goldwing Interstate(RH)	1983	32-1182(1)	—	—	—						
ST1100	91-02	32-1207(2)	32-2295(4)	32-1207	32-2295(2)	<b>HONDA® DUALSPORT/OFFROAD</b>					
ST1100A (ABS)	92-95	32-1207(2)	32-2295(4)	32-1207	32-2295(2)	<b>APPLICATION</b>	<b>Year</b>	<b>Front Caliper Rebuild Kit</b>	<b>Front Caliper Piston-each</b>	<b>Rear Caliper Rebuild Kit</b>	<b>Rear Caliper Piston-each</b>
ST1100A (ABS) (LH)	96-02	32-7356(1)	—	32-7479	—	CR80R	86-91	32-7364(1)	—	—	—
ST1100A (ABS) (RH)	96-02	32-7354(1)	—	32-7479	—	CR80R	92-95	32-7364(1)	—	32-4229	—
ST1100P Police	2003	32-1207(2)	32-2295(4)	32-1207	32-2295(2)	CR80R/RB	96-02	32-7364(1)	—	32-4229	—
VF1100C V65 Magna	83-86	32-1159(2)	32-1174(4)	32-1153	32-1176(2)	CR85R	03-07	32-7364(1)	—	32-4229	—
VF1100S V65 Sabre	84-85	32-1159(2)	32-1174(4)	32-1153	32-1176(2)	CR85RB	03-06	32-7364(1)	—	32-4229	—
VT1100C Shadow 1100	85-90	32-1153(2)	32-1176(4)	—	—	CR125R	84-86	32-1207(1)	—	—	—
VT1100C Shadow 1100	92-93	32-1153(1)	32-1176(2)	—	—	CR125R	87-99	32-1207(1)	32-2304(2)	32-4229	32-2295(1)
VT1100C/C2 Shadow	95-07	32-1207(1)	32-2295(2)	32-1227	32-2306(1)	CR125R	92-01	32-1207(1)	—	32-4229	32-2295(1)
VT1100C3 Shadow	98-02	32-1207(1)	32-2295(2)	32-1227	32-2306(1)	CR125R	02-07	32-1207(1)	—	—	—
VT1100D Shadow	1999	32-1207(1)	32-2295(2)	32-1227	32-2306(1)	CRF150F	03-12	32-1207(1)	—	—	—
VT1100T Shadow Tourer	98-01	32-1207(1)	32-2295(2)	32-1227	32-2306(1)	CRF150R/RB	07-12	32-7364(1)	—	32-4229	—
GL1200 Goldwing(LH)	1984	32-1177(1)	—	32-1159	32-1174(2)	CRF230F	03-12	32-1207(1)	—	—	—
GL1200 Goldwing(RH)	1984	32-1182(1)	—	32-1159	32-1174(2)	CRF230L	08-09	32-1446(1)	—	32-4229	32-4187
GL1200A Aspencade (LH)	84-87	32-1177(1)	—	32-1159	32-1174(2)	CRF230M	2009	32-1446(1)	—	32-4229	32-4187
GL1200A Aspencade (RH)	84-87	32-1182(1)	—	32-1159	32-1174(2)	CR250R	84-86	32-1207(1)	—	—	—
GL1200I Interstate (LH)	84-87	32-1177(1)	—	32-1159	32-1174(2)	CR250R	87-99	32-1207(1)	32-2304(2)	32-4229	32-2295(1)
GL1200I Interstate (RH)	84-87	32-1182(1)	—	32-1159	32-1174(2)	CR250R	2000	32-1207(1)	—	32-4229	32-2295(1)
GL1200L LTD (LH)	1985	32-1177(1)	—	32-1159	32-1174(2)	CR250R	2001	32-1207(1)	—	—	—
GL1200L LTD (RH)	1985	32-1182(1)	—	32-1159	32-1174(2)	CR250R	02-07	32-1207(1)	—	32-7478	—
GL1200SEi Goldwing SEi (LH)	1986	32-1177(1)	—	32-1159	32-1174(2)	CRF250L	2013	32-1207(1)	—	32-4229	—
GL1200SEi Goldwing SEi (RH)	1986	32-1182(1)	—	32-1159	32-1174(2)	CRF250R 4-Stroke	04-12	32-1207(1)	—	32-7478	—
ST1300 LH Caliper	03-10	32-7361(1)	—	32-1325	—	CRF250X 4-Stroke	04-12	32-1207(1)	—	32-7478	—
ST1300 RH Caliper	03-10	32-7360(1)	—	32-1325	—	NX250	88-90	32-1207(1)	32-2304(2)	—	—
ST1300A (ABS) (LH)	03-12	32-7361(1)	—	32-1325	—	XR250L	91-96	32-1207(1)	32-2304(2)	32-4229	32-2295(1)
ST1300A (ABS) (RH)	03-12	32-7360(1)	—	32-1325	—	XR250R	84-85	32-1446(1)	—	—	—
ST1300P Police (LH)	05-12	32-7361(1)	—	32-1325	—	XR250R	86-87	32-1207(1)	—	—	—
ST1300P Police (RH)	05-12	32-7360(1)	—	32-1325	—	XR250R	88-89	32-1207(1)	32-2304(2)	—	—
VT1300CR/CS/CT/CX	10-15	32-1207(1)	32-2295(2)	32-1227	32-2306(1)	XR250R	90-04	32-1207(1)	32-2304(2)	32-4229	32-2295(1)
VT1300CRA/CSA/CTA/CXA (ABS)	10-15	32-7360(1)	—	—	—	XL350R	84-85	32-1446(1)	—	—	—
VTX1300C	04-09	32-1446(1)	32-2305(2)	32-1227	32-2306(1)	XR350R	84-85	32-1446(1)	—	—	—
VTX1300R	05-09	32-1446(1)	32-2305(2)	32-1227	32-2306(1)	XR400R	96-04	32-1207(1)	32-2304(2)	32-4229	32-2295(1)
VTX1300S	03-04	32-1207(1)	32-2295(2)	32-1227	32-2306(1)	CRF450R 4-Stroke	02-12	32-1207(1)	—	32-7478	—
VTX1300S	05-07	32-1446(1)	32-2305(2)	32-1227	32-2306(1)	CRF450X 4-Stroke	05-12	32-1207(1)	—	32-7478	—
VTX1300T	08-09	32-1446(1)	32-2305(2)	32-1227	32-2306(1)	CR500R	84-86	32-1207(1)	—	—	—
GL1500 Goldwing (LH)	88-90	32-1446(1)	32-2305(2)	32-1159	32-1174(2)	CR500R	87-00	32-1207(1)	32-2304(2)	32-4229	—
						CR500R	87-01	32-1207(1)	32-2304(2)	32-4229	32-2295(1)

EQUIPMENT &amp; TOOLS

HARD PARTS

CARB &amp; FUEL

IGNITION/ELECTRICAL

CONTROL

SUSPENSION

ACCESSORIES

MARINE

BRAKE CALIPER REBUILD KITS

EQUIPMENT & TOOLS

HONDA® DUALSPORT/OFFROAD					
APPLICATION	Year	Front Caliper Rebuild Kit	Front Caliper Piston-each	Rear Caliper Rebuild Kit	Rear Caliper Piston-each
XR500R	83-84	32-1446(1)	—	—	—
XL600L	93-00	—	—	32-4229	—
XL600R	83-87	32-1446(1)	—	—	—
XR600R	85-87	32-1207(1)	—	—	—
XR600R	88-90	32-1207(1)	32-2304(2)	—	—
XR600R	91-00	32-1207(1)	32-2304(2)	32-4229	32-2295(1)
XR650L Dualsport	93-14	32-1207(1)	32-2304(2)	32-4229	32-2295(1)
XR650R	00-07	32-1207(1)	—	32-4229	32-2295(1)

HARD PARTS

KAWASAKI® STREET					
APPLICATION	Year	Front Caliper Rebuild Kit	Front Caliper Piston-each	Rear Caliper Rebuild Kit	Rear Caliper Piston-each
AN112D	03-11	32-1446(1)	—	—	—
BN125 Eliminator	01-07	32-1207(1)	—	—	—
EL250B2/B3 Eliminator	88-89	32-1319(1)	32-4048(1)	—	—
EL250E Eliminator HS	91-94	32-1319(1)	32-4048(1)	—	—
EX250E1/E2 Ninja 250R	86-87	32-1319(1)	32-4048(1)	—	—
EX250F Ninja 250R	88-07	32-1315(1)	32-4116(1)	32-1359	—
			32-4117(1)	—	—

CARB & FUEL

EX250J Ninja 250R	08-12	32-1207(1)	—	32-1446	—
KLX250H KLX250S	06-07	32-1207(1)	—	32-4229	—
KLX250T KLX250S	09-12	32-1207(1)	—	32-4229	—
KLX250W KLX250SF	09-10	32-1446(1)	—	32-4229	—
EX300 Ninja	2013	32-1207(1)	—	32-1446	—
EX305B1 Gpz	1983	32-1319(1)	32-4048(1)	—	—
KZ305A1/A2 CSR	81-82	32-1286(1)	—	—	—
KZ305B1 CSR Belt	1983	32-1286(1)	—	—	—
KZ305B2/B3 LTD Belt	87-88	32-1286(1)	—	—	—
KZ440A1/A2/A3 LTD	80-82	32-1289(1)	—	—	—
KZ440A4 LTD	1983	32-1286(1)	—	—	—
KZ440D1~D4 LTD	80-82	32-1289(1)	—	—	—
KZ440D5 LTD Belt	1983	32-1286(1)	—	—	—
KZ440G1	1982	32-1286(1)	—	—	—
EN450A1~A6 LTD 454	85-90	32-1319(1)	32-4048(1)	—	—
EN500A1~A7 Vulcan	90-96	32-1319(1)	32-4048(1)	—	—
EN500C Vulcan 500 LTD	96-05	32-1319(1)	32-4048(1)	—	—
ER500A ER-5N	99-00	—	32-4116(1)	—	—
			32-4117(1)	—	—

IGNITION/ELECTRICAL

ER500C ER-5N	01-02	—	32-4043(2)	—	—
EX500A1~A7 Ninja 500R	87-93	32-1315(1)	32-4116(1)	—	—
			32-4117(1)	—	—
EX500D Ninja 500R	94-09	32-1315(1)	32-4116(1)	32-1569	—
			32-4117(1)	—	—

CONTROL

KZ550A1	1980	32-1289(1)	—	—	—
KZ550A2/A3/A4	81-83	32-1286(1)	—	—	—
KZ550C1~C4 LTD	80-83	32-1286(1)	—	—	—
KZ550D1 Gpz	1981	32-1286(2)	—	32-1286	—
KZ550F1 Spectre	1983	32-1286(1)	—	—	—
KZ550F2 LTD	1984	32-1286(1)	—	—	—
KZ550H1/H2 Gpz	82-83	32-1286(2)	—	—	—
KZ550M1 LTD	1983	32-1286(1)	—	—	—
ZR550B1~B4 Zephyr	90-93	32-1315(2)	32-4116(2)	32-1359	—
			32-4117(2)	—	—
ZX550A1/A2/A3 Gpz	84-86	32-1319(2)	32-4048(2)	32-1319	32-4048(1)
ZL600A1/A2 Eliminator	86-87	32-1319(1)	32-4048(1)	—	—
ZL600B2/B3 Eliminator	96-97	32-1315(1)	32-4116(1)	—	—
			32-4117(1)	—	—

SUSPENSION

ZX600A Ninja 600R	85-87	32-1319(2)	32-4048(2)	32-1319	32-4048(1)
ZX600B1 Ninja 600RX	1987	32-1319(2)	32-4048(2)	32-1319	32-4048(1)
ZX600C1~C10 Ninja 600R	88-97	32-1315(2)	32-4116(2)	32-1315	32-4116(1)
			32-4117(2)	—	32-4117(1)
ZX600D Ninja ZX-6	90-93	32-7365(2)	32-4094(4)	32-1315	32-4116(1)
			—	—	32-4117(1)

ACCESSORIES

ZX600E1~E10 Ninja ZX-6	93-02	32-7365(2)	—	32-1361	—
ZX600E11 ZZR600	2003	—	—	32-1361	—
ZX600F Ninja ZX-6R	95-97	32-7365(2)	—	32-1361	—
ZX600G Ninja ZX-6R	98-99	32-7366(2)	—	32-1361	—
ZX600J Ninja ZX-6R	00-03	32-7367(2)	—	32-1361	—
ZX600J ZZR600	05-08	32-7367(2)	—	32-1361	—
ZX600K1 Ninja ZX-6RR	2003	—	—	32-1361	—
ZX600M ZX-6RR	2004	32-1318(2)	—	32-1361	—
ZX600N ZX-6RR	05-06	32-1318(2)	—	32-1361	—
ZX600P ZX-6R	07-08	—	—	32-1361	—
ZX600R ZX-6R	09-12	—	—	32-1361	—
ZX636B1 Ninja ZX-6R	2003	—	—	32-1361	—

MARINE

KAWASAKI® STREET					
APPLICATION	Year	Front Caliper Rebuild Kit	Front Caliper Piston-each	Rear Caliper Rebuild Kit	Rear Caliper Piston-each
ZX636C ZX-6R	05-06	32-1318(2)	—	32-1596	—
EJ650A W650	00-02	32-7374(1)	32-4043(2)	32-1361	—
ER650A ER-6n	06-08	32-7374(2)	32-4043(4)	32-1361	—
ER650C ER-6n	09-11	32-7376(2)	—	32-1361	—
EX650A 650R Ninja	06-08	32-7374(2)	32-4043(4)	32-1361	—
EX650C 650R Ninja	09-12	32-7376(2)	—	—	—
KL650B2/B3 Tengai KLR	90-91	32-1315(1)	32-4116(1)	—	—
			32-4117(1)	—	—
KL650E KLR650	08-12	32-1207(1)	—	32-1446	—
KLE650A Versys	07-08	32-7374(2)	32-4043(4)	32-1361	—
KLE650C Versys	09-12	32-7376(2)	—	32-1361	—
KZ650B1/B2/B2A/B3	77-79	32-1289(1)	—	—	—
KZ650C (with solid disc)	77-78	—	32-4045(2)	—	—
KZ650D1/D1A SR	1978	—	32-4045(2)	—	—
KZ650E1 LTD	1980	32-1289(1)	—	—	—
KZ650F1	1980	32-1289(1)	—	—	—
KZ650H1/H2/H3 CSR	81-83	32-1286(1)	—	—	—
KZ700A1	1984	32-1286(2)	—	32-1286	—
VN700A1 Vulcan	1985	32-1319(2)	32-4048(2)	—	—
ZN700A1/A2 LTD	84-85	32-1319(2)	32-4048(2)	32-1315	32-4048(1)
KZ750B1~B4 (2-cylinder)	76-79	32-1289(1)	—	—	—
KZ750E1/E2/E3	80-82	32-1286(2)	—	32-1286	—
KZ750F1 LTD	1983	32-1286(2)	—	32-1286	—
KZ750G LTD (2-cylinder)	1980	32-1289(1)	—	—	—
KZ750H1~H4 LTD	80-83	32-1286(2)	—	32-1286	—
KZ750K LTD (2-cylinder)	83-84	32-1319(1)	32-4048(1)	—	—
KZ750L3	1983	32-1286(2)	—	32-1286	—
KZ750M CSR (2-cylinder)	1982	32-1286(1)	—	—	—
KZ750M CSR (2-cylinder)	1982	32-1286(1)	—	32-1286	—
KZ750N1/N2 Spectre	82-83	32-1286(2)	—	32-1286	—
KZ750R1 Gpz	1982	32-1286(2)	—	32-1286	—
VN750A Vulcan 750	86-04	32-1319(2)	32-4048(2)	—	—
ZR750C1/C2/C3 Zephyr	91-93	32-1315(2)	32-4116(2)	32-1315	32-4116(1)
			32-4117(2)	—	32-4117(1)
ZR750H ZR-7	00-05	32-7374(2)	32-4043(4)	32-7376	—
ZR750K/L ZR-7	06-09	32-7374(2)	32-4043(4)	—	—
ZX750A1/A2/A3 Gpz	83-85	32-1319(2)	32-4048(2)	32-1361	—
ZX750E1/E2 Gpz Turbo	84-85	32-1319(2)	32-4048(2)	32-1319	32-4048(1)
ZX750F1~F4 Ninja 750R	87-90	32-1315(2)	32-4116(2)	32-1315	32-4116(1)
			32-4117(2)	—	32-4117(1)
ZX750H1/H2 Ninja ZX-7	89-90	32-7377(2)	—	—	—
			—	—	—
ZX750J1/J2 Ninja ZX-7	91-92	32-7377(2)	—	—	—
			—	—	—
ZX750K1/K2 Ninja ZX-7R	91-92	32-7377(2)	—	—	—
			—	—	—
ZX750L Ninja ZX-7	93-95	32-7365(2)	—	32-7487	—
ZX750M Ninja ZX-7R	93-94	32-7377(2)	—	32-7487	—
			—	—	—
ZX750P Ninja ZX-7R	96-03	32-7367(2)	—	32-7487	—
VN800A Vulcan 800	95-05	32-1319(1)	32-4048(1)	—	—
VN800B Vulcan Classic	96-05	32-7374(1)	32-4043(2)	—	—
VN800C/E Drifter	99-06	32-7374(1)	32-4043(2)	32-1312	—
KZ900A4/A5	76-77	32-1289(1)	—	—	—
KZ900B1 LTD	1976	32-1289(2)	—	—	—
VN900B Vulcan 900 Classic	06-12	32-7376(1)	—	32-1311	—
VN900C Vulcan 900 Custom	07-13	32-7374(1)	32-4043(2)	32-1311	—
VN900D Vulcan 900 Classic LT	06-12	32-7376(1)	—	32-1311	—
ZL900A1/A2 Eliminator	85-86	32-1319(2)	32-4048(2)	32-1319	32-4048(1)
ZX900A Ninja 900R	84-86	32-1319(2)	32-4048(2)	32-1319	32-4048(1)
ZX900B1/B2Ninja ZX-9R	94-95	32-7365(2)	—	32-1361	—
ZX900B3/B4 Ninja ZX-9R	96-97	32-7367(2)	—	32-1361	—
ZX900C1/C2 Ninja ZX-9R	98-99	32-7367(2)	—	32-1361	—
ZX900E1/E2 Ninja ZX-9R	00-01	32-7367(2)	—	32-1361	—
ZX900F1/F2 Ninja ZX-9R	02-03	—	—	32-1361	—
KZ1000A1/A2	77-78	32-1289(1)	—	32-1335	—
KZ1000A MKII	79-80	32-1289(2)	—	32-1335	—
KZ1000B3/B4 LTD	79-80	32-1289(2)	—	32-1335	—
KZ1000C1/C1A Police	1978	—	32-4045(2)	32-1335	—
KZ1000C2/C3/C4 Police	79-81	32-1289(2)	—	32-1335	—
KZ1000D1 Z1R	1978	—	32-4045(2)	32-1335	—
KZ1000D3 Z1R	1980	32-1289(2)	—	32-1335	—
KZ1000E1/E2 Shaft ST	79-80	32-1289(2)	—	32-1335	—
KZ1000G1 LTD Classic	1980	32-1289(2)	—	32-1335	—
KZ1000J1/J2/J3	81-83	32-1286(2)	—	32-1286	—

KAWASAKI® STREET APPLICATION		Year	Front Caliper Rebuild Kit	Front Caliper Piston-each	Rear Caliper Rebuild Kit	Rear Caliper Piston-each
KZ1000K1/K2 LTD	81-82	32-1286(2)	—	—	32-1286	—
KZ1000M1/M2 LTD	81-82	32-1286(2)	—	—	32-1286	—
KZ1000P1~P20 Police	82-01	32-1286(2)	—	—	32-1286	—
KZ1000P Police	02-05	32-7374(2)	32-4043(4)	—	32-1311	—
KZ1000R1/R2 Replica	82-83	32-1286(2)	—	—	32-1286	—
ZG1000A1~A8 Concours	86-93	32-1319(2)	32-4048(2)	—	32-1319	32-4048(1)
ZG1000A9~A20 Concours	94-06	32-1315(2)	32-4116(2)	—	32-1319	32-4048(1)
		—	32-4117(2)	—	—	—
ZL1000A1 Eliminator	1987	32-1319(2)	32-4048(2)	—	32-1319	32-4048(1)
ZR1000A Z1000	03-06	—	—	—	32-1361	—
ZR1000D Z1000	10-13	32-1322(2)	—	—	32-1361	—
ZR1000G Z1000 ABS	14-15	32-1323(2)	—	—	32-1361	—
ZX1000A Ninja 1000R	86-87	32-1319(2)	32-4048(2)	—	32-1319	32-4048(1)
ZX1000B Ninja ZX-10	88-90	32-1315(2)	32-4116(2)	—	32-1315	32-4116(1)
		—	32-4117(2)	—	—	32-4117(1)
ZX1000C/D ZX-10R	04-07	32-1318(2)	—	—	32-1361	—
ZX1000E/F ZX-10R	08-10	32-1322(2)	—	—	32-1361	—
ZX1000G Ninja 1000	11-12	32-1322(2)	—	—	32-1361	—
ZX1000H Ninja 1000 ABS	2012	32-1322(2)	—	—	32-1361	—
ZX1000J Ninja ZX-10R	11-13	32-1322(2)	—	—	32-1596	—
ZX1000K Ninja ZX-10R ABS	11-13	32-1322(2)	—	—	32-1596	—
ZX1000M Ninja 1000 ABS	14-15	32-1323(2)	—	—	32-1361	—
KZ1100A1/A2/A3 Shaft	81-83	32-1286(2)	—	—	32-1286	—
KZ1100B1/B2 GPz	81-82	32-1286(2)	—	—	32-1286	—
KZ1100D1/D2 Spectre	82-83	32-1286(2)	—	—	32-1286	—
KZ1100L1 LTD	1983	32-1286(2)	—	—	32-1286	—
ZN1100B1/B2 LTD	84-85	32-1319(2)	32-4048(2)	—	32-1319	32-4048(1)
ZR1100A1/A2/A3	92-94	32-7365(2)	32-4094(4)	—	32-1315	32-4116(1)
		—	—	—	—	32-4117(1)
ZR1100C ZRX1100	99-00	32-7367(2)	—	—	32-7487	—
ZX1100A1/A2 GPz	83-84	32-1319(2)	32-4048(2)	—	32-1319	32-4048(1)
ZX1100C Ninja ZX-11	90-93	32-7365(2)	32-4094(4)	—	32-1315	32-4116(1)
		—	—	—	—	32-4117(1)
ZX1100D Ninja ZX-11	93-01	32-7365(2)	—	—	32-7487	—
ZX1100E1/E2/E3 GPz	95-97	32-7374(2)	32-4043(2)	—	32-1361	—
ZX1100F1 GPz ABS	1996	32-7374(2)	—	—	32-1361	—
ZG1200A1 Voyager XII	1986	32-1319(2)	32-4048(2)	—	32-1319	32-4048(1)
ZG1200B Voyager XII	87-03	32-1319(2)	32-4048(2)	—	32-1319	32-4048(1)
ZR1200A ZRX1200	01-03	32-7367(2)	—	—	32-7487	—
ZX1200A Ninja ZX-12R	00-01	32-7367(2)	—	—	32-7487	—
ZX1200B Ninja ZX-12R	02-03	—	—	—	32-7487	—
ZX1200B Ninja ZX-12R	04-06	32-1318(2)	—	—	32-7487	—
ZX1200C ZZR1200	02-05	32-1314(2)	—	—	32-7487	—
KZ1300A1~A4	79-82	32-1289(2)	—	—	32-1335	—
KZ1300B2 Touring	1980	32-1289(2)	—	—	32-1335	—
ZN1300A1~A6 Voyager	83-88	32-1319(2)	32-4048(2)	—	32-1319	32-4048(1)
VN1500A1~A9 Vulcan 88	87-95	32-1319(1)	32-4048(1)	—	32-1319	32-4048(1)
VN1500A Vulcan 1500	96-98	32-1319(1)	32-4048(1)	—	32-1319	32-4048(1)
VN1500B Vulcan 88 SE	87-90	32-1319(1)	32-4048(1)	—	32-1319	32-4048(1)
VN1500C Vulcan 1500 L	96-97	32-1319(1)	32-4048(1)	—	32-1319	32-4048(1)
VN1500D Vulcan Classic	96-97	32-7374(1)	32-4043(2)	—	32-1319	32-4048(1)
VN1500E Vulcan Classic	98-00	32-7374(1)	32-4043(2)	—	32-1319	32-4048(1)
VN1500F Vulcan Classic	01-04	32-7374(1)	32-4043(2)	—	32-1312	—
VN1500G Vulcan Nomad	99-00	32-7376(2)	—	—	32-1319	32-4048(1)
VN1500G Vulcan Nomad	2001	32-7376(2)	—	—	32-1311	—
VN1500J Vulcan Drifter	99-00	32-7374(1)	32-4043(2)	—	32-1312	32-4043(2)
VN1500L Vulcan Nomad FI	2000	32-7376(2)	—	—	—	—
VN1500L Vulcan Nomad FI	01-03	32-7376(2)	—	—	32-1311	—
VN1500N Vulcan Classic FI	2000	32-7374(1)	32-4043(2)	—	32-1312	—
VN1500N Vulcan Classic FI	01-08	32-7374(1)	32-4043(2)	—	32-1311	—
VN1500P Mean Streak	02-03	32-7367(2)	—	—	32-1311	—
VN1500R Vulcan Drifter	01-05	32-7374(1)	32-4043(2)	—	32-1312	32-4043(2)
VN1500T Vulcan Classic	2006	32-7374(1)	32-4043(2)	—	32-1311	—
VN1600A/E Vulcan Classic	03-08	32-7374(2)	32-4043(2)	—	32-1311	—
VN1600B Mean Streak	04-08	32-1318(2)	—	—	32-1311	—
VN1600D/G Vulcan Nomad	05-08	32-7374(2)	32-4043(2)	—	32-1311	—
VN1700A Voyager	09-13	32-7370(2)	—	—	32-1311	—
VN1700B Voyager ABS	09-15	32-7370(2)	—	—	32-1311	—
VN1700C Nomad	09-13	32-7374(2)	32-4043(4)	—	32-1311	—
VN1700E Classic	09-12	32-7374(2)	32-4043(4)	—	32-1311	—
VN1700G Classic LT	09-10	32-7374(2)	32-4043(4)	—	32-1311	—
VN1700J Vaquero	11-13	32-7370(2)	—	—	32-1311	—
VN1700K Vaquero ABS	2014	32-7370(2)	—	—	—	—
VN2000A Vulcan 2000	04-06	32-1314(2)	—	—	32-1311	—

KAWASAKI® STREET APPLICATION		Year	Front Caliper Rebuild Kit	Front Caliper Piston-each	Rear Caliper Rebuild Kit	Rear Caliper Piston-each
VN2000D Vulcan Limited	05-06	32-1314(2)	—	—	32-1311	—
VN2000E Vulcan Classic	06-07	32-1314(2)	—	—	32-1311	—
VN2000F Vulcan Classic LT	06-07	32-1314(2)	—	—	32-1311	—
VN2000G Vulcan 2000	2008	32-1314(2)	—	—	32-1311	—
VN2000H Vulcan Classic	2008	32-1314(2)	—	—	32-1311	—
VN2000J Vulcan Classic LT	08-10	32-1314(2)	—	—	32-1311	—
VN2000G Vulcan 2000	2008	32-1314(2)	—	—	32-1311	—
VN2000H Vulcan Classic	2008	32-1314(2)	—	—	32-1311	—
VN2000J Vulcan Classic LT	08-10	32-1314(2)	—	—	—	—

KAWASAKI® ATV APPLICATION		Year	Front Caliper Rebuild Kit	Front Caliper Piston-each	Rear Caliper Rebuild Kit	Rear Caliper Piston-each
KSF250A Mojave	87-04	—	—	—	32-1450	32-1442
KXF250 Tecate 4	87-88	—	—	—	32-1450	32-1442
KXT250A Tecate	1985	32-1569(1)	—	—	32-1569	—
KXT250B Tecate	1986	32-1569(1)	—	—	32-1569	—
KXT250B Tecate 3	1987	—	—	—	32-1450	32-1442
KLF300C Bayou 4x4	89-05	32-1446(2)	—	—	—	—
KEF300A Lakota	95-00	—	—	—	32-1450	32-1442
KEF300B Lakota Sport	01-03	—	—	—	32-1450	32-1442
KLF400B Bayou 4x4	93-99	32-1446(2)	—	—	—	—
KSF450B KFX450R	08-15	—	—	—	32-1450	32-1442
KVF650F/G/H Brute Force	06-11	32-1446(2)	—	—	—	—
KSV700A KFX700 V-Force	04-05	32-1359(2)	—	—	—	—
KVF700A Prairie 700 4x4	04-05	32-1359(2)	—	—	—	—
KVF700B Prairie 700 4x4	04-05	32-1359(2)	—	—	—	—
KRF750 Teryx	08-09	32-1446(2)	—	—	—	—
KRF750 Teryx	10-12	32-1207(2)	—	—	—	—
KVF750 Brute Force	05-12	32-1446(2)	—	—	—	—

KAWASAKI® DUAL SPORT/OFFROAD APPLICATION		Year	Front Caliper Rebuild Kit	Front Caliper Piston-each	Rear Caliper Rebuild Kit	Rear Caliper Piston-each
KX80L/KX80N Big Wheel	88-90	—	—	—	—	32-2304(1)
KX80R	91-96	—	—	—	—	32-2304(1)
KX80R	1997	32-1207(1)	—	—	—	32-2304(1)
KX80T Big Wheel	91-94	—	—	—	32-7596	32-2304(1)
KX80W1/W2/W3	98-00	32-1207(1)	—	—	32-7596	32-2304(1)
KX85A1/A2/A3/A4/A5	01-12	32-1207(1)	—	—	—	32-2304(1)
KX100B5/B6	95-96	—	—	—	—	32-2304(1)
KX100B7	1997	32-1207(1)	—	—	—	32-2304(1)
KX100	01-12	32-1207(1)	—	—	32-7596	32-2304(1)
KX125B/C/D/E	82-86	32-1569	—	—	—	—
KX125G1/H1/H2	89-91	32-1207(1)	—	—	32-1596	—
KX125J1/J2	92-93	32-1207(1)	32-2304(2)	—	32-1596	—
KX125K1/K2/K3	94-96	32-1207(1)	32-2304(2)	—	32-4229	—
KX125	89-91	—	—	—	—	32-2312
KX125	92-93	—	—	—	—	32-1309
KX125	01-05	32-1207(1)	—	—	32-4229	—
KLX140/L	08-12	32-1207(1)	—	—	32-7596	—
KDX200C/E	86-92	32-1569	—	—	—	—
KDX200E1/E2/E3	89-92	—	—	—	32-4229	—
KDX200E5/E6	93-94	32-1207(1)	—	—	32-4229	—
KDX200H1~H11	95-05	32-1207(1)	32-2304(2)	—	32-1596	—
KDX220A4~A12	97-05	32-1207(1)	32-2304(2)	—	32-1596	—
KDX250D1/D2/D3	91-94	32-1207(1)	—	—	32-1596	—
KL250G Super Sherpa	00-03	32-1359	—	—	—	—
KLX250D2/D3/D4	94-96	32-1207(1)	32-2304(2)	—	32-1596	—
KL250D KLR250 Dualsport	85-05	32-1569(1)	—	—	—	—
KX250G1/H1/H2	89-91	32-1207(1)	—	—	32-1596	—
KX250J1/J2	92-93	32-1207(1)	32-2304(2)	—	32-1596	—
KX250C/D	83-86	32-1569(1)	—	—	—	—
KX250	89-91	—	—	—	—	32-2312
KX250	92-93	—	—	—	—	32-1309
KX250	94-96	32-1207(1)	32-2304(2)	—	32-4229	—
KX250	97-00	—	—	—	32-4229	—
KX250 2-Stroke	01-07	32-1207(1)	—	—	32-4229	—
KX250F 4-Stroke	04-12	32-1207(1)	—	—	32-7492	—
KLX300R	97-03	32-1207(1)	32-2304(2)	—	32-4229	—
KLX400A1/A2L Dualsport	2003	—	32-2304(2)	—	—	—
KLX400SR Dualsport	2003	—	32-2304(2)	—	—	—
KLX400B1 Offroad	2003	—	32-2304(2)	—	—	—
KLX400R Offroad	2003	—	32-2304(2)	—	—	—
KLX450R 4-Stroke	08-09	32-1207(1)	—	—	32-7492	—
KX450F 4-Stroke	06-12	32-1207(1)	—	—	32-7492	—
KX500A/B	83-86	32-1569(1)	—	—	—	—
KX500	89-91	—	—	—	—	32-2312
KX500	92-93	—	—	—	—	32-1309



EQUIPMENT & TOOLS

KAWASAKI® DUAL SPORT/OFFROAD APPLICATION		Year	Front Caliper Rebuild Kit	Front Caliper Piston-each	Rear Caliper Rebuild Kit	Rear Caliper Piston-each
KX500E1/E2/E3	89-91	32-1207(1)	—	—	32-1596	—
KX500E4	1992	32-1207(1)	—	—	32-1596	—
KX500E5	1993	32-1207(1)	32-2304(2)	—	32-1596	—
KX500E6~E16	94-04	32-1207(1)	32-2304(2)	—	32-4229	—
KL650A KL600	1985	—	—	—	32-1569	—
KL650B KL600 Dualsport	85-86	—	—	—	32-1569	—
KL650A KLR650	87-07	—	—	—	32-1569	—
KL650B Tengai	89-90	—	—	—	32-1569	—
KL650B Tengai KLR650	90-91	32-1315(1)	32-4117(1)	—	—	—
KL650E KLR650	08-12	32-1207(1)	—	—	32-1446	—
KLX650A Offroad	93-95	32-1207(1)	32-2304(2)	—	32-1596	—
KLX650C Dualsport	93-96	32-1207(1)	32-2304(2)	—	32-1596	—
KLX650D Offroad	1996	32-1207(1)	32-2304(2)	—	—	—

HARD PARTS

SUZUKI® STREET APPLICATION		Year	Front Caliper Rebuild Kit	Front Caliper Piston-each	Rear Caliper Rebuild Kit	Rear Caliper Piston-each
UH200 Burgman	14-15	32-7395(1)	—	—	—	—
GN250J	1988	32-1434(1)	—	—	—	—
AN400/S Burgman Scooter	04-06	—	—	32-1313	—	—
AN400/A Burgman Scooter	07-14	32-7395	—	32-1308	—	—
GN400T	1980	32-1434(1)	—	—	—	—
GN400XT/XX	80-81	32-1434(1)	—	—	—	—
GN400TX/TZ	81-82	32-1434(1)	—	—	—	—
GSF400FM/FN Bandit	91-92	32-7384(1)	—	32-0751	—	—
				(1)	—	—
GSF400FP Bandit	1993	32-7384(1)	—	32-0751	—	—
				(1)	—	—

CARB & FUEL

GS500EK/EL/EM/EN	89-92	32-7384(1)	—	32-0732	—	—
GS500EP/ER/ES	93-95	32-7384(1)	—	32-0751	—	—
GS500ET	1996	32-7379(1)	—	32-0751	—	—
GS550ED/ESD	1983	32-0732(2)	—	32-0732	—	—
GS550ES3/EF	83-84	32-0732(2)	—	32-0732	—	—
GS550ESE/ESF/ESG	84-86	32-0732(2)	—	32-0732	—	—
GS550ET	1980	—	32-4169(1)	32-1425	—	—
GS550LD	1983	32-0732(1)	—	—	—	—
GS550LF/LG	85-86	32-0732(1)	—	—	—	—
GS550LN	1979	—	—	32-1425	—	—
GS550LT	1980	—	32-4169(1)	32-1425	—	—
GS550LX	1981	—	32-4169(1)	32-0887	—	—
GS550LZ	1982	—	32-4169(1)	—	—	—
GS550MZ	1982	32-1418(2)	32-4169(2)	32-0887	—	—
GS550TX	1981	—	32-4169(1)	32-0887	—	—

IGNITION/ELECTRICAL

CONTROL

GSF600S Bandit	96-99	32-7395(2)	—	32-0751	—	—
GSF600S Bandit	00-03	32-7379(2)	—	32-0751	—	—
GSX-R600WN/WP	92-93	32-7379(2)	—	32-0751	—	—
GSX-R600	97-00	32-7381(2)	—	32-0751	—	—
GSX-R600	01-03	—	—	32-0751	—	—
GSX-R600	04-05	32-7597(2)	—	32-1333	—	—
GSX-R600	06-07	32-7597(2)	—	32-1334	—	—
GSX-R600	08-09	—	—	32-1334	—	—
GSX-R600	11-13	32-7386(2)	—	—	—	—
GSX600F Katana	88-92	32-7378(2)	—	32-0732	—	—
GSX600F Katana	93-97	32-7378(2)	—	32-0751	—	—
GSX600F Katana	98-06	32-7379(2)	—	32-0751	—	—
RF600RR/RS/RT	94-96	32-7395(2)	—	32-0751	—	—
AN650 Burgman Scooter	03-12	32-7395(2)	—	32-1308	—	—
AN650 Burgman Scooter	13-14	32-1207(2)	—	32-1308	—	—
AN650 Burgman Scooter	2015	32-1207(2)	—	—	—	—
AN650A Burgman Scooter	06-12	32-7395(2)	—	32-1308	—	—
AN650Z Burgman Scooter	13-14	32-1207(2)	—	32-1308	—	—
AN650Z Burgman Scooter	2015	32-1207(2)	—	—	—	—
DL650 V-Strom	04-12	32-7379(2)	—	32-1336	—	—
GS650E/G/EZ	81-82	32-1418(2)	32-4169(2)	32-0887	—	—
GS650GLX/GLZ/GLD	81-83	—	32-4169(1)	32-0887	—	—
GS650GX/GZ/GD	81-83	32-1418(2)	32-4169(2)	32-0887	—	—
GS650MD Katana	1983	32-1418(2)	32-4169(2)	32-0887	—	—
GSX650F	08-09	32-7381(2)	—	32-1336	—	—
SV650	99-02	32-7379(2)	—	32-0751	—	—
SV650	03-08	32-7379(2)	—	—	—	—
GS700EF/ESF	1984	32-1434(2)	—	32-0887	—	—
GV700GLF Madura	85-86	32-1434(2)	—	—	—	—
GS750	77-79	—	—	32-1425	—	—
GS750ED/ESD	1983	32-1434(2)	—	32-0887	—	—
GS750ET/EX/EZ	80-82	32-1434(2)	—	32-1425	—	—
GS750LT/LX	80-81	32-1434(2)	—	32-1425	—	—

SUSPENSION

ACCESSORIES

MARINE

SUZUKI® STREET APPLICATION		Year	Front Caliper Rebuild Kit	Front Caliper Piston-each	Rear Caliper Rebuild Kit	Rear Caliper Piston-each
GS750SD Katana	1983	32-1418(2)	—	—	32-1425	—
GSX-R750G/H/RG	86-87	—	—	—	32-0732	—
GSX-R750J/K/L/M/N	88-91	32-7380(2)	—	—	32-0732	—
GSX-R750WP	92-93	32-7380(2)	—	—	—	—
GSX-R750WR/WS	94-95	32-7385(2)	—	—	32-0751	—
GSX-R750TV/VW/X	96-99	32-7390(2)	—	—	32-0751	—
GSX-R750	00-03	—	—	—	32-0751	—
GSX-R750	04-05	32-7597(2)	—	—	—	—
GSX-R750	06-07	32-7597(2)	—	—	32-1334	—
GSX-R750	11-13	32-7386(2)	—	—	—	—
GSX750FK~FN Katana	89-92	32-7378(2)	—	—	32-0732	—
GSX750FP~FV Katana	93-97	32-7378(2)	—	—	32-0751	—
GSX750FW~FK1 Katana	98-06	32-7379(2)	—	—	32-0751	—
VS800GL Intruder	93-09	32-1337(1)	—	—	—	—
VX800L/M/N/P	90-93	32-7384(2)	—	—	—	—
				(1)	—	—
GS850GL	80-83	32-1434(2)	—	—	32-1425	—
GS850GN	1979	—	—	—	32-1425	—
GS850GT/GX	80-81	32-1434(2)	—	—	32-1425	—
GS850GZ/GD	82-83	32-1434(2)	—	—	32-0887	—
RF900R up to frame no.100559	94-96	—	—	—	32-0751	—
RF900RZS	1995	—	—	—	32-0751	—
DL1000 V-Strom	02-12	32-7379(2)	—	—	32-1336	—
GS1000C/N (spoke wheel)	78-79	—	—	—	32-1425	—
GS1000E (mag wheel)	78-79	—	—	—	32-1425	—
GS1000ET	1980	32-1418(2)	—	—	32-1425	—
GS1000G	80-81	32-1434(2)	—	—	32-1425	—
GS1000LN/SN	1979	—	—	—	32-1425	—
GS1000ST	1980	32-1418(2)	—	—	32-1425	—
GS1000SZ Katana	1982	32-1418(2)	—	—	32-1425	—
GSX-R1000	03-04	—	—	—	32-1333	—
GSX-R1000	05-06	32-7597(2)	—	—	32-1333	—
GSX-R1000	07-08	32-7597(2)	—	—	32-1334	—
GSX-R1000	12-13	32-7386(2)	—	—	—	—
SV1000/S	03-07	32-7597(2)	—	—	32-1336	—
TL1000R	98-03	32-7390(2)	—	—	32-0751	—
TL1000S	97-01	32-7381(2)	—	—	32-0751	—
GS1100E	80-83	32-1418(2)	—	—	32-1425	—
GS1100GLZ/GLD	82-83	32-1434(2)	—	—	32-0887	—
GS1100GZ/GD	82-83	32-1434(2)	—	—	32-0887	—
GS1100LT	1980	32-1418(2)	—	—	32-1425	—
GS1100SD Katana	1983	32-1418(2)	—	—	32-1425	—
GSX-R1100G/H/J	86-88	32-7382(2)	—	—	32-0732	—
GSX-R1100K/L/M/N	88-92	—	—	—	32-0732	—
GSX-R1100W	93-98	32-7385(2)	—	—	32-0751	—
GSX1100FJ~FN Katana	88-92	32-0887(2)	—	—	32-0887	—
GSX1100FP Katana	1993	32-0751(2)	—	—	32-0751	—
GSX1100G Shaft	91-93	32-7384(2)	—	—	—	—
				(1)	—	—
GS1150E/ES	83-86	32-0887(2)	—	—	32-0887	—
GSF1200SV Bandit	01-05	32-7390(2)	—	—	32-0751	—
GSF1200SV~SK3 Bandit	96-00	32-7380(2)	—	—	32-0751	—
GV1200GL Madura	85-86	32-1434(2)	—	—	—	—
GSF1250S/SA	07-09	32-7381(2)	—	—	32-1336	—
GSX1250FA	2011	32-7381(2)	—	—	32-1336	—
GSX1300R Hayabusa	99-07	32-7390(2)	—	—	32-0751	—
GSX1300R Hayabusa	08-12	—	—	—	32-1334	—
VS1400GL Intruder	96-09	—	—	—	32-1337	—
VL1500 Intruder LC	98-01	—	—	—	32-1337	—
VL1500 Intruder LC	02-04	32-7379(2)	—	—	—	—
VL1500/T C90	05-09	32-7379(2)	—	—	—	—
VL1500	13-15	32-7395(2)	—	—	—	—
VZR1800 M-109R	06-15	32-7597(2)	—	—	—	—

SUZUKI® ATV APPLICATION		Year	Front Caliper Rebuild Kit	Front Caliper Piston-each	Rear Caliper Rebuild Kit	Rear Caliper Piston-each
LT230S	85-88	—	—	—	—	32-1442
LT230E	88-93	—	—	—	—	32-1442
LT230E Quadsport	87-93	—	—	—	32-1450	—
LT230S Quadsport	85-88	—	—	—	32-1450	—
LT250R Quadracer	85-92	—	—	—	—	32-1442
LT250S	89-90	—	—	—	—	32-1442
LT250RF~RN Quadracer	85-92	—	—	—	32-1450	—
LT250SK/SL	89-90	—	—	—	32-1450	—
LTF300 Quadrunner	2002	32-7395(2)	—	—	—	—

SUZUKI® ATV APPLICATION		Year	Front Caliper Rebuild Kit	Front Caliper Piston-each	Rear Caliper Rebuild Kit	Rear Caliper Piston-each
LTZ400/Z		03-13	—	—	<b>32-1450</b>	—
LTR450/Z Quadracer		06-09	<b>32-7395(2)</b>	—	<b>32-1450</b>	—
LT500R Quadracer		87-90	—	—	—	<b>32-1442</b>
LTA500F Quadrunner		00-01	<b>32-7395(2)</b>	—	—	—
LT500F Quadrunner		98-02	<b>32-7395(2)</b>	—	—	—
LT500R QuadSport		03-12	—	—	<b>32-1450</b>	—

SUZUKI® DUAL SPORT/OFFROAD APPLICATION		Year	Front Caliper Rebuild Kit	Front Caliper Piston-each	Rear Caliper Rebuild Kit	Rear Caliper Piston-each
RM80		90-01	—	—	<b>32-4223</b>	—
RM80/L		02-15	—	—	<b>32-4223</b>	—
DR125G/H/J		86-88	<b>32-1450(2)</b>	—	—	—
DR125SER/S/T		94-96	<b>32-1450(2)</b>	—	—	—
RM125H		1987	<b>32-1207(2)</b>	—	—	—
RM125		88-92	—	—	<b>32-4229</b>	—
RM125		93-95	—	—	<b>32-4229</b>	<b>32-1309</b>
RM125		96-08	—	—	<b>32-4229</b>	—
RM125K/L		89-90	<b>32-1207(2)</b>	—	<b>32-4229</b>	—
RM125M		1991	<b>32-1207(2)</b>	<b>32-2304(1)</b>	<b>32-4229</b>	—
RM125N		1992	<b>32-1207(2)</b>	<b>32-2304(1)</b>	<b>32-4229</b>	<b>32-2326(1)</b>
RM125P/R/S		93-95	<b>32-1207(2)</b>	<b>32-2304(1)</b>	<b>32-1596</b>	—
RM125T~K4		96-08	<b>32-1207(2)</b>	<b>32-2304(1)</b>	<b>32-1594</b>	<b>32-2326(1)</b>
DR200G/H/J		86-88	<b>32-1450(2)</b>	—	—	—
DR250F		1985	<b>32-1450(2)</b>	—	—	—
DR250L/M		90-91	<b>32-1207(2)</b>	—	—	—
DR250N/P		92-93	<b>32-1207(2)</b>	<b>32-2304(1)</b>	<b>32-1594</b>	—
DR250S Dualsport		90-95	<b>32-1207(2)</b>	—	—	—
DR250 Offroad		90-93	—	—	<b>32-4229</b>	—
DR-Z250 Offroad		01-07	<b>32-1207(2)</b>	<b>32-2304(1)</b>	—	—
RM250T~M		87-91	<b>32-1207(2)</b>	<b>32-2304(1)</b>	—	—
RM250N		1992	<b>32-1207(2)</b>	<b>32-2304(1)</b>	—	<b>32-2326(1)</b>
RM250P/S/R		93-95	<b>32-1207(2)</b>	<b>32-2304(1)</b>	—	—
RM250		87-92	—	—	<b>32-4229</b>	—
RM250		93-95	—	—	<b>32-4229</b>	<b>32-1309</b>
RM250		96-08	—	—	<b>32-4229</b>	—
RMX250		89-91	—	—	<b>32-4229</b>	—
RMX250		93-98	—	—	<b>32-4229</b>	<b>32-1309</b>
RMX250K/L		89-90	—	—	<b>32-1594</b>	—
RMX250M		1991	—	<b>32-2304(1)</b>	—	—
RMX250N		1992	—	<b>32-2304(1)</b>	—	<b>32-2326(1)</b>
RMX250P/R/S/T		93-96	—	<b>32-2304(1)</b>	—	—
RMX250V/W		97-98	—	<b>32-2304(1)</b>	<b>32-4229</b>	—
RM-Z250 4-Stroke		04-11	<b>32-1207(2)</b>	—	<b>32-4229</b>	—
DR350 Offroad		90-96	—	—	<b>32-4229</b>	—
DR350L/M Offroad		90-91	<b>32-1207(2)</b>	—	—	—
DR350N~X Offroad		92-99	<b>32-1207(2)</b>	<b>32-2304(1)</b>	—	—
DR350S Dualsport		90-93	<b>32-1207(2)</b>	—	—	—
DR350SE Dualsport		94-97	<b>32-1207(2)</b>	—	—	—
DR350SE Dualsport		98-99	<b>32-1207(2)</b>	<b>32-2304(1)</b>	—	—
DR-Z400 Offroad		00-04	<b>32-1207(2)</b>	<b>32-2304(1)</b>	<b>32-4229</b>	<b>32-2326(1)</b>
DR-Z400E Offroad		00-07	<b>32-1207(2)</b>	<b>32-2304(1)</b>	<b>32-4229</b>	<b>32-2326(1)</b>
DR-Z400S Dualsport		00-12	<b>32-1207(2)</b>	<b>32-2304(1)</b>	<b>32-4229</b>	<b>32-2326(1)</b>
DR-Z400SM Supermoto		05-08	<b>32-1207(2)</b>	<b>32-2304(1)</b>	<b>32-4229</b>	<b>32-2326(1)</b>
RM-Z450 4-Stroke		05-11	<b>32-1207(2)</b>	<b>32-2304(1)</b>	<b>32-4229</b>	—
DR650SE Dualsport		90-91	<b>32-1347(1)</b>	—	<b>32-1349</b>	—
DR650SE Dualsport		92-95	<b>32-1347(1)</b>	—	<b>32-1349</b>	—
DR650S Dualsport		96-12	<b>32-1207(2)</b>	<b>32-2304(1)</b>	—	—
DR650SE Dualsport		96-15	—	—	<b>32-4229</b>	<b>32-1309</b>

YAMAHA® STREET APPLICATION		Year	Front Caliper Rebuild Kit	Front Caliper Piston-each	Rear Caliper Rebuild Kit	Rear Caliper Piston-each
RZ350		84-85	—	—	—	<b>32-2325(2)</b>
FZR400U/SUC/W/SWC		88-89	<b>32-1608(2)</b>	—	<b>32-2332(2)</b>	—
FZR400A/SAC		1990	<b>32-7599(2)</b>	—	—	—
XS400D/E/F		77-79	<b>32-1250(1)</b>	—	<b>32-1250</b>	—
XS400SG/SH Special		80-81	<b>32-1605(1)</b>	—	—	—
SR500E/F/G/H		78-81	<b>32-1250(1)</b>	—	<b>32-1250</b>	—
XP500 T-Max		09-11	<b>32-7477(2)</b>	<b>32-2321(4)</b>	—	—
			—	<b>32-2322(4)</b>	—	—
XS500C/D/E		76-78	<b>32-1250(1)</b>	—	<b>32-1250</b>	—
XJ550 Maxim/Seca		81-83	<b>32-1602(1)*</b>	—	—	—
FJ600L/LC/N/NC		84-85	<b>32-1608(2)</b>	<b>32-2332(2)</b>	<b>32-1606</b>	<b>32-2325(2)</b>
FZ600		86-88	<b>32-1608(2)</b>	<b>32-2332(2)</b>	—	—
FZR600		1989	—	—	<b>32-1608</b>	<b>32-2332(2)</b>
FZR600		90-99	<b>32-7476(2)</b>	<b>32-2338(4)</b>	<b>32-1608</b>	<b>32-2332(2)</b>
			—	<b>32-2340(4)</b>	—	—

YAMAHA® STREET APPLICATION		Year	Front Caliper Rebuild Kit	Front Caliper Piston-each	Rear Caliper Rebuild Kit	Rear Caliper Piston-each
FZS600 FZ-6		2004	—	—	—	<b>32-1326</b>
FZS6 FZ-6		05-06	—	—	—	<b>32-1326</b>
			—	—	—	—
FZS6 FZ-6		07-09	<b>32-7477(2)</b>	<b>32-2321(4)</b>	<b>32-1326</b>	—
			—	<b>32-2322(4)</b>	—	—
FZ-6R		09-15	—	—	—	<b>32-1326</b>
YZF600R		95-96	<b>32-7476(2)</b>	<b>32-2338(4)</b>	—	—
			—	<b>32-2340(4)</b>	—	—
YZF600R		97-07	<b>32-7477(2)</b>	<b>32-2321(4)</b>	<b>32-1608</b>	<b>32-2332(2)</b>
			—	<b>32-2322(4)</b>	—	—
YZF-R6		99-02	<b>32-7477(2)</b>	<b>32-2321(4)</b>	—	—
			—	<b>32-2322(4)</b>	—	—
YZF-R6		03-04	<b>32-7477(2)</b>	<b>32-2321(4)</b>	<b>32-1326</b>	—
			—	<b>32-2322(4)</b>	—	—
YZF-R6		2005	—	<b>32-2321(4)</b>	<b>32-1326</b>	—
			—	<b>32-2322(4)</b>	—	—
YZF-R6		06-10	—	—	<b>32-1326</b>	—
YZF-R6S		06-09	<b>32-7477(2)</b>	<b>32-2321(4)</b>	<b>32-1326</b>	—
			—	<b>32-2322(4)</b>	—	—
YX600/C Radian		86-90	<b>32-1608(2)</b>	<b>32-2332(4)</b>	—	—
XJ650G/H/J/K Maxim		80-83	<b>32-1605(1)</b>	—	—	—
XJ650LH Midnight Special		1981	<b>32-1605(1)</b>	—	—	—
XJ650RJ Seca		1982	<b>32-1250(1)</b>	—	<b>32-1250</b>	—

**NOTE: 32-1250 DOES NOT FIT XJ650LJ/LK SECA TURBO 82-83. BRAKE CALIPER KIT NOT AVAILABLE FOR THIS APPLICATION.**

XS650 Twins, All		77-83	<b>32-1250(1)</b>	—	<b>32-1250</b>	—
FZ-07		15-16	<b>32-7477(2)</b>	<b>32-2321(4)</b>	<b>32-1326</b>	—
			—	<b>32-2322(4)</b>	—	—
FZ700T/TC		1987	<b>32-1607(2)</b>	<b>32-2325(4)</b>	<b>32-1608</b>	<b>32-2332(2)</b>
FZX700S/SC/T/TC Fazer		86-87	<b>32-1608(2)</b>	<b>32-2332(4)</b>	<b>32-1608</b>	<b>32-2332(2)</b>
XJ700 Maxim		85-86	<b>32-1606(2)</b>	<b>32-2325(4)</b>	—	—
XJ700 Maxim X		85-86	<b>32-1606(2)</b>	<b>32-2325(4)</b>	—	—
XV700 Virago		84-87	<b>32-1606(2)</b>	<b>32-2325(4)</b>	—	—
FZ750		85-88	<b>32-1607(2)</b>	<b>32-2325(4)</b>	<b>32-1608</b>	<b>32-2332(2)</b>
FZR750RT/RU		87-88	<b>32-7599(2)</b>	<b>32-2324(4)</b>	<b>32-1608</b>	<b>32-2332(2)</b>
XJ750RH/RJ/RK Seca		81-83	<b>32-1602(2)*</b>	—	—	—
XS750D/2D/E/F		77-79	<b>32-1250(2)</b>	—	<b>32-1250</b>	—
XS750SE/SF Special		78-79	<b>32-1605(2)</b>	—	<b>32-1250</b>	—
XV750H/J/K Virago		81-83	<b>32-1605(1)</b>	—	—	—
XV750U/JC~H/HC Virago		88-97	<b>32-1606(2)</b>	<b>32-2325(4)</b>	—	—
YZF750RF/RFC		1994	—	—	<b>32-1608</b>	<b>32-2332(2)</b>
YZF750R		96-98	—	—	<b>32-1608</b>	<b>32-2332(2)</b>
FZ8N FZ-8		11-13	<b>32-7477(2)</b>	<b>32-2321(4)</b>	<b>32-1326</b>	—
			—	<b>32-2322(4)</b>	—	—
TDM850D/DC/E/EC		92-93	<b>32-7599(2)</b>	—	<b>32-1608</b>	<b>32-2332(2)</b>
XS850G/H		80-81	<b>32-1250(2)</b>	—	<b>32-1250</b>	—
XS850L Midnight Special		80-81	<b>32-1605(2)</b>	—	<b>32-1250</b>	—
XS850SG/SH Special		80-81	<b>32-1605(2)</b>	—	<b>32-1250</b>	—
FJ-09		2015	<b>32-7477(2)</b>	<b>32-2321(4)</b>	<b>32-1326</b>	—
			—	<b>32-2322(4)</b>	—	—
FZ-09		14-15	<b>32-7477(2)</b>	<b>32-2321(4)</b>	<b>32-1326</b>	—
			—	<b>32-2322(4)</b>	—	—
XJ900RK Seca		1983	<b>32-1608(2)</b>	<b>32-2332(2)</b>	<b>32-1608</b>	<b>32-2332(2)</b>
XV920J Virago		1982	<b>32-1602(2)*</b>	—	—	—
XV920K Virago		1983	<b>32-1605(1)</b>	—	—	—
XV920RH/RJ		81-82	<b>32-1250(2)</b>	—	—	—
FZR1000		87-88	<b>32-7599(2)</b>	<b>32-2324(4)</b>	<b>32-1608</b>	<b>32-2332(2)</b>
FZR1000		89-93	<b>32-7456(2)</b>	<b>32-2338(4)</b>	<b>32-1608</b>	<b>32-2332(2)</b>
			—	<b>32-2340(4)</b>	—	—
FZR1000		94-95	—	—	<b>32-1608</b>	<b>32-2332(2)</b>
FZS1000 FZ-1		01-05	<b>32-7477(2)</b>	<b>32-2321(4)</b>	—	—
			—	<b>32-2322(4)</b>	—	—
FZS10 FZ-1		06-15	<b>32-7477(2)</b>	<b>32-2321(4)</b>	<b>32-1326</b>	—
			—	<b>32-2322(4)</b>	—	—
XV1000 Virago		84-85	<b>32-1606(2)</b>	<b>32-2325(4)</b>	—	—
GTS1000		93-94	—	—	<b>32-1608</b>	<b>32-2332(2)</b>
YZF1000R		1997	<b>32-7477(2)</b>	<b>32-2321(4)</b>	<b>32-1608</b>	<b>32-2332(2)</b>
			—	<b>32-2322(4)</b>	—	—
YZF-R1		98-01	<b>32-7477(2)</b>	<b>32-2321(4)</b>	—	—
			—	<b>32-2322(4)</b>	—	—
YZF-R1		02-03	—	—	—	—
YZF-R1		04-08	—	—	<b>32-1326</b>	—
YZF-R1		09-14	—	—	<b>32-1326</b>	

EQUIPMENT & TOOLS

YAMAHA® STREET APPLICATION		Year	Front Caliper Rebuild Kit	Front Caliper Piston-each	Rear Caliper Rebuild Kit	Rear Caliper Piston-each
XS1100L Midnight Special	1980		32-1605(2)	—	32-1250	—
XS1100L Midnight Special	1981		32-1602(2)*	—	32-1605	—
XS1100SF/SG/SH Special	79-81		32-1605(2)	—	32-1250	—
XV1100 /C Virago	88-99		32-1606(2)	32-2325(4)	—	—
XV1100SH/SJ Virago	96-97		32-1606(2)	—	—	—
XV1100SH/SJ Virago	96-97		32-1606(2)	—	—	—
XVS1100A V-Star 1100	99-09		—	—	32-1608	32-2332(2)
FJ1200	86-87		32-1608(2)	32-2332(2)	32-1608	32-2332(2)
FJ1200	89-93		32-7599(2)	32-2324(4)	32-1608	32-2332(2)
VMX12 V-Max	86-92		32-1607(2)	—	32-1608	32-2332(2)
VMX12 V-Max	93-07		32-7476(2)	32-2338(4)	32-1608	32-2332(2)

HARD PARTS

XTZ12 Super Tenere	12-15		32-7477(2)	32-2321(4)	—	—
				32-2322(4)	—	—
XVZ12TK/DL/KC2 Venture	83-84		32-1606(2)	—	32-1608	32-2332(2)
XVZ12D Venture Royale	83-84		32-1606(2)	32-2325(4)	32-1608	32-2332(2)
XVZ12DC Venture Royale	83-85		32-1606(2)	32-2325(4)	32-1608	32-2332(2)
FJR1300	03-05		32-7477(2)	32-2321(4)	—	—
				32-2322(4)	—	—
FJR1300A	04-05		32-7477(2)	32-2321(4)	—	—
				32-2322(4)	—	—
XVZ1300 Royal Star	96-01		32-7599(2)	—	—	—
XV17A Roadstar	04-13		32-7477(2)	32-2321(4)	—	—
				32-2322(4)	—	—
XV19 Stratoliners	06-14		32-7477(2)	32-2321(4)	—	—
				32-2322(4)	—	—
XV19 Roadliners	06-14		32-7477(2)	32-2321(4)	—	—
				32-2322(4)	—	—
XV19 Raider/S	08-15		32-7477(2)	32-2321(4)	—	—
				32-2322(4)	—	—

CARB & FUEL

IGNITION/ELECTRICAL

CONTROL

SUSPENSION

ACCESSORIES

MARINE

YAMAHA® ATV APPLICATION		Year	Front Caliper Rebuild Kit	Front Caliper Piston-each	Rear Caliper Rebuild Kit	Rear Caliper Piston-each
YFM125R Raptor	11-12		32-1593(2)	—	—	—
YFS200 Blaster	03-06		32-1593(2)	—	—	—
YFM250B Big Bear	07-09		32-1593(2)	—	—	—
YFM250X Beartracker	01-05		32-1593(2)	—	—	—
YFM350A Bruin Auto 2WD	04-05		32-1593(2)	—	—	—
YFM350FA Bruin Auto 4WD	04-05		32-1593(2)	—	—	—
YFM350F Big Bear 4WD	1999		32-1593(2)	—	—	—
YFM350FX Wolverine	95-05		—	—	—	32-1442
YFM350FX Wolverine 4WD	95-05		32-1593(2)	—	32-1587	—
YFM35X Wolverine 2WD	06-09		32-1593(2)	—	—	—
YFM35G Grizzly 350 2WD	07-11		32-1593(2)	—	—	—
YFM35FG Grizzly 350 4WD	07-11		32-1593(2)	—	—	—
YFM350U Big Bear 2WD	1999		32-1593(2)	—	—	—
YFM350X Warrior	87-88		—	—	32-1587	—
YFM350X Warrior	87-04		—	—	—	32-1442
YFM350X Warrior	89-04		32-1593(2)	—	32-1587	—
YFM350R Raptor	04-11		32-1593(2)	—	—	—
YFZ350 Banshee	87-89		—	—	32-1587	—
YFZ350 Banshee	87-04		—	—	—	32-1442
YFZ350 Banshee	90-06		32-1593(2)	—	32-1587	—
YFM400A Kodiak Auto 2WD	00-02		32-1593(2)	—	32-1593	—
YFM400A Kodiak Auto 2WD	03-04		32-1593(2)	—	—	—
YFM400F Kodiak 4WD	1999		32-1593(2)	—	—	—
YFM400F Kodiak 4WD	00-02		32-1593(2)	—	32-1593	—
YFM400F Kodiak 4WD	03-04		32-1593(2)	—	—	—
YFM400F Kodiak 4WD	05-06		32-1593(2)	—	32-1593	—
YFM400F Kodiak 4WD	1999		32-1593(2)	—	—	—
YFM400FA Kodiak Auto 4WD	00-01		32-1593(2)	—	32-1593	—
YFM400FW Big Bear 4WD	00-11		32-1593(2)	—	—	—
YFM400N Big Bear 2WD	00-01		32-1593(2)	—	—	—
YFM4FG Grizzly 400 4WD	07-08		32-1593(2)	—	32-1593	—
YFM45F Kodiak 4WD	03-06		32-1593(2)	—	32-1593	—
YFM45FG Grizzly 450 4WD	07-11		32-1593(2)	—	—	—
YFM450FX Wolverine	06-10		32-1593(2)	—	32-1593	—
YFM600FW Grizzly	98-01		32-1593(2)	—	—	—
YFM660FG Grizzly	02-08		32-1593(2)	—	—	—
YFM660R Raptor	01-05		32-1593(2)	—	—	—
YFM700R Raptor	06-11		—	—	32-1593	—

YAMAHA® SIDE BY SIDE APPLICATION		Year	Front Caliper Rebuild Kit	Front Caliper Piston-each	Rear Caliper Rebuild Kit	Rear Caliper Piston-each
YXR450 Rhino	04-09		—	—	32-1593	—
YXR660 Rhino	04-07		—	—	32-1593	—

YAMAHA® OFFROAD APPLICATION		Year	Front Caliper Rebuild Kit	Front Caliper Piston-each	Rear Caliper Rebuild Kit	Rear Caliper Piston-each
YZ80	93-01		—	—	32-4229	—
YZ85	02-16		—	—	32-4229	—
YZ125(2 Stroke)	90-97		—	—	32-1596	32-2312
YZ125(2 Stroke)	98-02		—	—	32-4229	32-2295
YZ125E1/F1/G1/H1/J1	93-97		—	32-2304(2)	—	—
YZ125K1/L1/M1/N1/P	98-02		—	32-2304(2)	32-1589	—
WR200R	1992		—	—	32-1596	32-2312
WR200RD	1992		32-1589(1)	—	—	—
TT-R250	99-06		—	—	32-1596	32-2312
TT-R250L	99-06		32-1589(1)	32-2304(2)	—	—
WR250ZB/ZD/ZE	91-93		32-1589(1)	—	—	—
WR250ZF/ZG/ZH/ZJ	94-97		32-1589(1)	32-2304(2)	—	—
WR250F 4-Stroke Offroad	01-11		32-1589(1)	32-2304(2)	—	—
WR250F	01-02		—	—	32-4229	32-2295
WR250F	03-16		—	—	32-1591	32-2305
WR250R	08-11		—	—	32-1591	32-2305
WR250X	08-11		—	—	32-1591	32-2305
WR250X	08-11		—	—	32-1591	32-2305
WR250Z	91-97		—	—	32-1596	32-2312
YZ250E1/F1/G1/H1/J1	93-97		—	32-2304(2)	—	—
YZ250 (2 Stroke)	90-97		—	—	32-1596	32-2312
YZ250 (2 Stroke)	98-02		—	—	32-4249	32-2295
YZ250 (2 Stroke)	03-16		—	—	32-1591	32-2305
YZ250F	01-02		—	—	32-4229	32-2295
YZ250F	03-16		—	—	32-1591	32-2305
YZ250K1	1998		—	32-2304(2)	32-1589	—
YZ250L1/M1/N1/P	99-02		—	32-2304(2)	—	—
YZ250F 4-Stroke Offroad	01-02		—	32-2304(2)	—	—
WR400F	1998		—	—	32-1596	32-2312
WR400F	99-00		—	—	32-4229	32-2295
WR426F	01-02		—	—	32-4229	32-2295
WR400F 4-Stroke Offroad	1998		—	32-2304(2)	—	—
WR400F 4-Stroke Offroad	99-00		—	32-2304(2)	—	—
YZ400F	1998		—	—	32-1596	32-2312
YZ400F 4-Stroke Offroad	1998		—	32-2304(2)	—	—
YZ400F 4-Stroke Offroad	1999		—	32-2304(2)	32-1589	—
WR426F 4-Stroke Offroad	01-02		—	32-2304(2)	—	—
YZ426F	00-02		—	—	32-4229	32-2295
YZ426F 4-Stroke Offroad	00-02		32-1589(1)	32-2304(2)	—	—
WR450F	03-16		—	—	32-1591	32-2305
YZ450F	03-16		—	—	32-1591	32-2305
WR500Z	92-93		—	—	32-1596	32-2312
XT600 Dualsport	90-95		32-1593(1)	—	—	—





**BANJO HOSE END, STRAIGHT**  
32-6665 10mm Banjo End



**BANJO HOSE END, 15 DEGREE**  
32-6666 10mm Banjo End



**BANJO HOSE END, 15 DEGREE BEND**  
32-6683 10mm Banjo End



**BANJO HOSE END, 45 DEGREE**  
32-6667 10mm Banjo End



**BANJO HOSE END, 90 DEGREE**  
32-6669 10mm Banjo End

## GOODRIDGE BRAKE LINES & FITTINGS

With over 30 years experience in motorsports at all levels, Goodridge has firmly established themselves as the leaders in brakeline technology. Top AMA and WERA teams rely on Goodridge products, and now so can you. Stopping distances from 100 mph can be reduced in excess of 20 feet, allowing you to brake later and accelerate sooner. Goodridge brakelines pass a 9-point testing procedure before being shipped, so you are assured of receiving the highest quality product available. **NOTE: BUILD-A-LINE FITTINGS ARE NOT COMPATIBLE WITH THE REUSABLE FITTINGS LISTED BELOW!**

32-6655	Clear, Female to Female ends	12"
32-6700	Clear, Female to Female ends	15"
32-6656	Clear, Female to Female ends	16"
32-6718	Clear, Female to Female ends	19"
32-6658	Clear, Female to Female ends	21"
32-6704	Clear, Female to Female ends	23"
32-6659	Clear, Female to Female ends	24"
32-6660	Clear, Female to Female ends	26"
32-6661	Clear, Female to Female ends	28"
32-6662	Clear, Female to Female ends	30"
32-6663	Clear, Female to Female ends	32"
32-6664	Clear, Female to Female ends	34"
32-6723	Clear, Female to Female ends	36"
32-6720	Clear, Female to Female ends	38"
32-6721	Clear, Female to Female ends	40"
32-6709	Clear, Female to Female ends	42"
32-6705	Clear, Female to Female ends	44"
32-6719	Clear, Female to Female ends	50"
32-6722	Clear, Female to Female ends	54"



**BANJO BOLT, SINGLE**  
32-5727 12 x 1.50 Chrome  
32-5728 10 x 1.00 Chrome  
32-6670 10 x 1.00  
32-6673 10 x 1.25



**BANJO BOLT, DOUBLE**  
32-6672 10 x 1.00  
32-6676 10 x 1.25



**BANJO BOLTS W/ BLEEDER**  
32-5841 Single, 10 x 1.00  
32-5851 Double, 10 x 1.00  
32-5885 Single, 10 x 1.25



**SINGLE BRAKE LIGHT BANJO BOLT**  
32-5725 Single, 3/8"-24 for 10mm  
32-5726 Single, 7/16"-24 for 12mm



**PROFESSIONAL BUILDER KITS-** Are the answer to brakeline problems. No more waiting for Special Orders with long lead times, you can build on site while your customer waits! No need to tie up money by stocking dozens of pre-made lines, these kits come in a convenient carrying case, which includes specialty tools to simplify assembly. Find out how easy it is to address your customers "special needs" and increase your profitability today.

### METRIC CRUISER BRAKELINE KIT & REPLACEMENT FITTINGS

K&L #	GOODRIDGE #.	DESCRIPTION
32-5588	940	Brakeline Kit, Metric
32-5601	5092-03CH	10mm Straight Banjo
32-5609	600-03CL-25	-3 SS Braid PTFE Hose-25ft
32-5633	5093-03CH	10mm 20 Degree Banjo
32-5635	442-31CH	10mm x 1.0 Male Hose End
32-5636	5094-03CH	10mm 45 Degree Banjo
32-5637	442-32CH	10mm x 1.25 Male Hose End
32-5638	5097-03CH	10mm 20 Side Bend Banjo
32-5640	993-03-31CH	Double Banjo Bolt-10mm x 1.0
32-5641	5099-03CH	10mm 90 Degree Banjo
32-5642	992-03-31CH	Single Banjo Bolt-10mm x1.0
32-5663	6001-03CH	-3 Female Hose End
32-5667	993-03-32CH	Double Banjo Bolt-10mm x 1.25
32-5671	10100-03	-3 to 10mmx 1.0 Male Fitting
32-5676	992-03-32CH	Single Banjo Bolt- 10 mm x 1.25
32-5680	10125-03	3 to 10mm x 1.25 Male Adapter
32-5681	1205-03B-10	-3 Ferrule - 10 pak
32-5683	44516-6	3/8" Crush Washer - 6 pak
32-5685	GM100	-3 Mandrill
32-5692	GP101	Socket Plate

### BIG TWIN BRAKELINE KIT & REPLACEMENT FITTINGS

K&L #	GOODRIDGE #.	DESCRIPTION
32-5699	950	Brakeline Kit, Big Twin
32-5735	5091-03CH	10mm Straight Banjo- Short
32-5752	5091-03-04CH	12mm Straight Banjo-Short
32-5760	MCHD-002	Universal Rear Brake Tee
32-5601	5092-03CH	10mm Straight Banjo-Long
32-5764	5092-03-04CH	Rear Brake Tee-Softail
32-5763	MCHD-004	12mm Straight Banjo-Long
32-5765	773-03CH	Double Banjo Bolt-3/8-24
32-5636	5094-03CH	10mm 45 Degree Banjo
32-5767	775-03CH	Single Banjo Bolt-3/8-24
32-5768	5070-03CH	10mm 70 Degree Banjo
32-5774	775-03LCH	Single Banjo Bolt-3/8-24 long
32-5663	6001-03CH	-3 Female Hose End
32-5775	775-44CH	Single Banjo Bolt-7/16-24
32-5780	6091-03CH	-3 90 Degree Female Hose End
32-5683	44516-6	3/8 Crush Gasket - 6 pak
32-5785	10324-03CH	-3 to 3/8-24 IF Fitting
32-5789	44518-6	7/16 Crush Gasket 6 pak
32-5609	600-03CL-25	-3 SS Braid PTFE Hose-25ft
32-5681	1205-03B-10	-3 Ferrule - 10 pak
32-5685	GM100	-3 Mandrill
32-5692	GP101	Socket Plate

EQUIPMENT & TOOLS



**STRAIGHT BANJO HOSE END**

- 32-1639 Chrome Plated 10mm
- 32-1640 Aluminum 10mm

HARD PARTS



**12 DEGREE BANJO HOSE END**

- 32-1642 Chrome Plated 10mm
- 32-1643 Aluminum 10mm

CARB & FUEL



**40 DEGREE BANJO HOSE END**

- 32-1645 Chrome Plated 10mm
- 32-1646 Aluminum 10mm

IGNITION/ELECTRICAL



**90 DEGREE SHORT BANJO HOSE END**

- 32-1651 Chrome Plated 10mm
- 32-1652 Aluminum 10mm

CONTROL

SUSPENSION

ACCESSORIES

MARINE



**20 DEGREE BANJO HOSE END**

- 32-1664 Chrome Plated 10mm



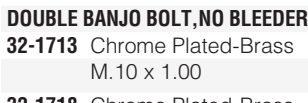
**90 DEGREE LONG BANJO HOSE END**

- 32-1654 Chrome Plated 10mm



**SINGLE BANJO BOLT, NO BLEEDER**

- 32-1706 Chrome Plated-Brass M.10 x 1.00
- 32-1710 Aluminum M.10 x 1.00
- 32-1711 Chrome Plated-Brass M.10 x 1.25
- 32-1712 Aluminum M.10 x 1.25




**DOUBLE BANJO BOLT, NO BLEEDER**

- 32-1713 Chrome Plated-Brass M.10 x 1.00
- 32-1718 Chrome Plated-Brass M.10 x 1.25

**GALFER™ HYDRAULIC ASSEMBLY TOOL**

This Line Assembly tool is the answer for building custom brake lines. Using reusable hose fittings and bulk line you can build stock or custom applications in minutes.



- 35-1756 Stainless Steel Braided Hydraulic Line Assembly Tool
- 32-0046 Assembly Tool Instructional Video



**GALFER™ BANJO HOSE ENDS**

Available in chrome plated brass and anodized aluminum. All fittings **sold each** and include installation nut.

**AIR FREE BANJO BOLT WITH BLEEDER**

- 32-1721 Chrome Plated-Brass M.10 x 1.00
- 32-1723 Chrome Plated-Brass M.10 x 1.25

**AIR FREE DOUBLE BANJO BOLT WITH BLEEDER**

- 32-1726 Chrome Plated-Brass M.10 x 1.00
- 32-1727 Aluminum, Red M.10 x 1.00
- 32-1728 Chrome Plated-Brass M.10 x 1.25




**STRAIGHT SWIVEL FEMALE (CONCAVE)**

- 32-1675 Chrome Plated Brass M.10 x 1.00

**FIXED STRAIGHT FEMALE (CONCAVE)**

- 32-1681 Chrome Plated Brass M.10 x 1.00



**FIXED STRAIGHT MALE SHORT (CONCAVE)**

- 32-1686 Chrome Plated Brass M.10 x 1.00
- 32-1688 Chrome Plated Brass M.10 x 1.25

**STRAIGHT MALE SWIVEL**

- 32-1694 Chrome Plated Brass M.10 x 1.00
- 32-1696 Chrome Plated Brass M.10 x 1.25

**3-WAY HOSE FITTING**

- 32-1666 Chrome Plated

**GALFER™ K7 UNIVERSAL BRAKE LINES/FITTINGS**

Build to suit in house. Fast, threaded fittings make it easy!

K7 BRAKE LINES	LENGTH
22-1603	Universal Brake Line 12 inch
22-1604	Universal Brake Line 16 inch
22-1613	Universal Brake Line 18 inch
22-1618	Universal Brake Line 20 inch
22-1624	Universal Brake Line 24 inch
22-1668	Universal Brake Line 26 inch
22-1669	Universal Brake Line 28 inch
22-1672	Universal Brake Line 30 inch
22-1678	Universal Brake Line 32 inch
22-1697	Universal Brake Line 34 inch

10 MM FITTINGS	FINISH
22-1709	Straight Banjo Polished
32-1719	12 Degree Banjo Polished
32-1722	40 Degree Banjo short Polished
32-1725	40 Degree Banjo long Polished
32-1731	90 Degree Banjo short Polished
32-1732	90 Degree Banjo long Polished
32-1716	3 Way Fitting (Junction) Polished



**GALFER™ BRAIDED BRAKE LINE & FITTINGS**

Stainless steel line is available in clear or black, with an inner liner of type 62 teflon & a braided stainless steel outer sheath meeting AISI 304 L.

	82ft Roll	12ft Length	6ft Length
Clear	22-2130	22-1942	22-1941
Black	—	22-1946	22-1944



**REPLACEMENT INNER OLIVE PK/10**

- 32-1734 Chrome Plated
- 32-1735 Copper

**BANJO SEALING CRUSH WASHER PK/20**

- 32-1736 Aluminum, 10 mm
- 32-1737 Copper, 10 mm

**CONIC INVERTOR EACH**

- 32-1767 Chrome Plated, 3.5 x 8mm

**NOTE: THESE FITTINGS ARE NOT COMPATIBLE WITH K7 REUSABLE FITTINGS LISTED TO THE LEFT!**

EBC TO K&L CROSS REFERENCE

EBC#	K&L#	EBC#	K&L#
303	32-2150	FA142HH	32-8185
304	32-2151	FA145	32-2032
306	32-2154	FA145HH	32-8256
313	32-2160	FA152X	32-2038
315	32-2161	FA155X	32-2044
320	32-2163	FA158	32-2045
321	32-2165	FA158HH	32-8186
333	32-2173	FA159X	32-8242
343	32-2176	FA160	32-2050
351	32-2178	FA161	32-2053
503	32-2179	FA165X - LT	32-2026
506	32-2186	FA174	32-2055
512	32-2191	FA174HH	32-8197
515	32-2192	FA179	32-2653
516	32-2196	FA185X	32-2292
705	32-2204	FA187	32-2289
706	32-2205	FA187HH	32-8247
709	32-2206	FA188	32-2294
713	32-2207	FA188HH	32-8199
718	32-2138	FA189	32-2290
719	32-2139	FA192	32-2320
720	32-2140	FA192HH	32-8200
FA13	32-2209	FA196	32-2278
FA29	32-2060	FA196HH	32-8226
FA30	32-2061	FA199	32-7757
FA31	32-2063	FA199HH	32-8227
FA32	32-2064	FA203	32-2172
FA33	32-2065	FA213	32-2328
FA34	32-2066	FA21X	32-2056
FA36	32-2067	FA229	32-3056
FA41	32-2069	FA229HH	32-8228
FA45	32-2077	FA231	32-2654
FA51	32-2080	FA231HH	32-8230
FA54X	32-2085	FA232X	32-2015
FA61	32-2087	FA252	32-2345
FA63	32-2091	FA252HH	32-7721
FA63HH	32-8169	FA254HH	32-7722
FA65	32-2094	FA261HH	32-3097
FA67X	32-2096	FA267	32-2156
FA68	32-2097	FA270R	32-2011
FA68HH	32-8246	FA296HH	32-8243
FA69	32-2098	FA307X - LT	32-2092
FA69/2	32-2099	FA317X - RT	32-2093
FA69/3	32-2100	FA319/2HH	32-8270
FA69/3HH	32-8245	FA354R	32-2024
FA70	32-2101	FA367X	32-2035
FA81	32-2116	FA369/4HH	32-8238
FA84R	32-2693	FA379HH	32-7725
FA84X	32-2141	FA380HH	32-7726
FA85	32-2143	FA381HH	32-2517
FA85HH	32-8177	FA387HH	32-2519
FA88	32-2145	FA388HH	32-8249
FA88HH	32-8180	FA390HH	32-8239
FA92X	32-2147	FA395X	32-8248
FA101X	32-2006	FA400	32-2512
FA103	32-2007	FA400HH	32-2513
FA103HH	32-8268	FA410X	32-2149
FA119X	32-2339	FA413X - LT	32-2183
FA123	32-2014	FA414X - RT	32-2184
FA123HH	32-8279	FA417/4HH	32-8174
FA124/2	32-2018	FA423/4HH	32-7724
FA129	32-2020	FA428X	32-2148
FA130R	32-2022	FA436HH	32-8240
FA131X	32-2023	FA442/4HH	32-8175
FA135X - RT	32-2027	FA447HH	32-7719
FA140	32-2028	FA452R	32-2031
FA141	32-2029		
FA142	32-2030		



**APRILIA® STREET**

APPLICATION	YEAR	FRONT STD	FRONT HH	REAR STD	REAR HH
RS250	99-03	<b>32-3021</b>	—	—	—
Dorsoduro 750	08-12	—	—	<b>32-2328</b>	—
Shiver 750	07-12	—	—	<b>32-2328</b>	—
RSV1000/Mille/SP	98-01	<b>32-3021</b>	—	—	—
RSV4/R 1000	09-12	—	<b>32-7719</b>	—	—
RSV Tuono	02-05	<b>32-3021</b>	—	—	—
SL1000 Falco	00-05	<b>32-3021</b>	—	—	—
Dorsoduro 1200	11-12	<b>32-3021</b>	—	<b>32-2328</b>	—

**APRILIA® DUAL SPORT/OFFROAD**

APPLICATION	YEAR	FRONT STD	EBC REF	REAR STD	EBC REF
MXV450	09-12	—	—	<b>32-2035</b>	FA367X
RXV450/550	06-11	<b>32-2292</b>	FA185X	<b>32-2035</b>	FA367X
SXV450/550	06-12	—	—	<b>32-2035</b>	FA367X

**ARCTIC CAT® ATV**

APPLICATION	YEAR	FRONT STD	EBC REF	REAR STD	EBC REF
250 2X4 Utility	05-09	<b>32-8248</b>	FA395X	<b>32-8248</b>	FA395X
250 4X4 Utility	05-08	<b>32-8248</b>	FA395X	<b>32-8248</b>	FA395X
300 4X4 Utility	2005	<b>32-8248</b>	FA395X	<b>32-8248</b>	FA395X
350 ATV	2012	<b>32-8248</b>	FA395X	<b>32-8248</b>	FA395X
366 4X4 Auto Utility	08-09	<b>32-8248</b>	FA395X	<b>32-8248</b>	FA395X
366 SE	2010	<b>32-8248</b>	FA395X	<b>32-8248</b>	FA395X
400 4X4 Utility	05-07	<b>32-8248</b>	FA395X	<b>32-8248</b>	FA395X
400 4X4 VP Utility	05-06	<b>32-8248</b>	FA395X	<b>32-8248</b>	FA395X
400 4X4 Auto Utility	05-08	<b>32-8248</b>	FA395X	<b>32-8248</b>	FA395X
400 4X4 Auto LE Utility	05-07	<b>32-8248</b>	FA395X	<b>32-8248</b>	FA395X
400 4X4 Auto VP Utility	05-06	<b>32-8248</b>	FA395X	<b>32-8248</b>	FA395X
400 4X4 Auto TBX Utility	05-06	<b>32-8248</b>	FA395X	<b>32-8248</b>	FA395X
400 TRV	2009	<b>32-8248</b>	FA395X	<b>32-8248</b>	FA395X
400 TRV H1	2010	<b>32-8248</b>	FA395X	<b>32-8248</b>	FA395X
400 TRV	2013	<b>32-8248</b>	FA395X	<b>32-8248</b>	FA395X
400 4X4 Auto TRV Multirider	2006	<b>32-8248</b>	FA395X	<b>32-8248</b>	FA395X
400 4X4 Auto TRV Plus Multirider	2007	<b>32-8248</b>	FA395X	<b>32-8248</b>	FA395X
400 ATV CR	2013	<b>32-8248</b>	FA395X	<b>32-8248</b>	FA395X
425i/SE	2012	<b>32-8248</b>	FA395X	<b>32-8248</b>	FA395X
450H1 EFI	2010	<b>32-8248</b>	FA395X	<b>32-8248</b>	FA395X
450i	11-12	<b>32-8248</b>	FA395X	<b>32-8248</b>	FA395X
450i GT	2012	<b>32-8248</b>	FA395X	<b>32-8248</b>	FA395X
450 TRV	11-12	<b>32-8248</b>	FA395X	<b>32-8248</b>	FA395X
450i TRV	2011	<b>32-8248</b>	FA395X	<b>32-8248</b>	FA395X
450 ATV CR	2013	<b>32-8248</b>	FA395X	<b>32-8248</b>	FA395X
XC450i	11-13	<b>32-8248</b>	FA395X	<b>32-8248</b>	FA395X
500 4X4 Auto Utility	05-08	<b>32-8248</b>	FA395X	<b>32-8248</b>	FA395X
500 4X4 Auto LE Utility	05-06	<b>32-8248</b>	FA395X	<b>32-8248</b>	FA395X
500 4X4 Manual Utility	05-09	<b>32-8248</b>	FA395X	<b>32-8248</b>	FA395X
500 4X4 Auto TBX Utility	05-06	<b>32-8248</b>	FA395X	<b>32-8248</b>	FA395X
500 4X4 Auto TRV Multirider	05-08	<b>32-8248</b>	FA395X	<b>32-8248</b>	FA395X
500 ATV/XT	2013	<b>32-8248</b>	FA395X	<b>32-8248</b>	FA395X
500 TRV	2013	<b>32-8248</b>	FA395X	<b>32-8248</b>	FA395X
550/550i (All Models)	09-13	<b>32-8248</b>	FA395X	<b>32-8248</b>	FA395X
650 V2 4X4 (All)	04-06	<b>32-8248</b>	FA395X	<b>32-8248</b>	FA395X
650HI TBX/TRV	2007	<b>32-8248</b>	FA395X	<b>32-8248</b>	FA395X
650 HI TRV	2008	<b>32-8248</b>	FA395X	<b>32-8248</b>	FA395X
650 H1 (All Models)	09-11	<b>32-8248</b>	FA395X	<b>32-8248</b>	FA395X
700 (All Models)	06-13	<b>32-8248</b>	FA395X	<b>32-8248</b>	FA395X
1000 (All Models)	09-13	<b>32-8248</b>	FA395X	<b>32-8248</b>	FA395X

EQUIPMENT & TOOLS

HARD PARTS

CARB & FUEL

IGNITION/ELECTRICAL

CONTROL

SUSPENSION

ACCESSORIES

MARINE

EQUIPMENT & TOOLS

ARCTIC CAT® SIDE BY SIDE APPLICATION					
YEAR	FRONT STD	EBC REF	REAR STD	EBC REF	
550 Hi Prowler	2009	<b>32-8248</b>	FA395X	<b>32-8248</b>	FA395X
XT550 Prowler	10-13	<b>32-8248</b>	FA395X	<b>32-8248</b>	FA395X
650 Prowler (All)	06-09	<b>32-8248</b>	FA395X	<b>32-8248</b>	FA395X
XTX700 Prowler (All)	08-13	<b>32-8248</b>	FA395X	<b>32-8248</b>	FA395X
Wildcat 1000 (All)	11-13	<b>32-8248</b>	FA395X	<b>32-8248</b>	FA395X
XTZ1000 Prowler	10-13	<b>32-8248</b>	FA395X	<b>32-8248</b>	FA395X

HARD PARTS

BMW® APPLICATION					
YEAR	FRONT STD	FRONT HH	REAR STD	REAR HH	
F650	93-00	—	—	<b>32-2328</b>	—
F650CS	00-07	—	—	<b>32-2328</b>	—
F650GS	99-13	—	—	<b>32-2328</b>	—
F650ST	97-00	—	—	<b>32-2328</b>	—
G650GS	09-13	—	—	<b>32-2328</b>	—
G650 X-Moto	07-09	<b>32-3021</b>	—	<b>32-2328</b>	—
F700GS	—	—	—	<b>32-2328</b>	—
F800R	09-13	<b>32-3021</b>	—	<b>32-2328</b>	—
F800S/ST	06-13	<b>32-3021</b>	—	<b>32-2328</b>	—
HP2 Sport	08-11	—	<b>32-7719</b>	—	—
HP4 (1000cc)	2013	—	<b>32-7719</b>	<b>32-2328</b>	—
S1000RR	10-13	—	—	<b>32-2328</b>	—

CARB & FUEL

BOMBARDIER® APPLICATION					
YEAR	FRONT STD	EBC REF	REAR STD	EBC REF	
Rally 200	05-06	—	—	<b>32-2092</b>	FA307X
Outlander 330 HO - LF	04-05	<b>32-2092</b>	FA307X	<b>32-2092</b>	FA307X
Outlander 330 HO - RF	04-05	<b>32-2093</b>	FA317X	<b>32-2092</b>	FA307X
Outlander 400 - LF	03-05	<b>32-2092</b>	FA307X	<b>32-2092</b>	FA307X
Outlander 400 - RF	03-05	<b>32-2093</b>	FA317X	<b>32-2092</b>	FA307X
Outlander 400 HO - LF	03-06	<b>32-2092</b>	FA307X	<b>32-2092</b>	FA307X
Outlander 400 HO - RF	03-06	<b>32-2093</b>	FA317X	<b>32-2092</b>	FA307X
Traxter Autoshift - LF	01-05	<b>32-2092</b>	FA307X	<b>32-2092</b>	FA307X
Traxter Autoshift - RF	01-05	<b>32-2093</b>	FA317X	<b>32-2092</b>	FA307X
Traxter Footshift - LF	2001	<b>32-2092</b>	FA307X	<b>32-2093</b>	FA317X
Traxter Footshift - RF	2001	<b>32-2093</b>	FA317X	<b>32-2093</b>	FA317X
Quest 500 2X4 - LF	2002	<b>32-2092</b>	FA307X	<b>32-2093</b>	FA317X
Quest 500 2X4 - RF	2002	<b>32-2093</b>	FA317X	<b>32-2093</b>	FA317X
Quest 500 4X4 - LF	02-04	<b>32-2092</b>	FA307X	<b>32-2093</b>	FA317X
Quest 500 4X4 - RF	02-04	<b>32-2093</b>	FA317X	<b>32-2093</b>	FA317X
Quest 650/XT - LF	02-04	<b>32-2092</b>	FA307X	<b>32-2093</b>	FA317X
Quest 650/XT - RF	02-04	<b>32-2093</b>	FA317X	<b>32-2093</b>	FA317X
Quest Max 650 - LF	03-05	<b>32-2092</b>	FA307X	<b>32-2093</b>	FA317X
Quest Max 650 - RF	03-05	<b>32-2093</b>	FA317X	<b>32-2093</b>	FA317X
DS 650 - LF	00-05	<b>32-2092</b>	FA307X	<b>32-2092</b>	FA307X
DS 650 - RF	00-05	<b>32-2093</b>	FA317X	<b>32-2092</b>	FA307X
DS650 Baja/X - LF	01-06	<b>32-2092</b>	FA307X	<b>32-2092</b>	FA307X
DS650 Baja/X - RF	01-06	<b>32-2093</b>	FA317X	<b>32-2092</b>	FA307X
Traxter Max - LF	03-05	<b>32-2092</b>	FA307X	<b>32-2093</b>	FA317X
Traxter Max - RF	03-05	<b>32-2093</b>	FA317X	<b>32-2093</b>	FA317X
Traxter Max 650 - LF	04-05	<b>32-2092</b>	FA307X	<b>32-2093</b>	FA317X
Traxter Max 650 - RF	04-05	<b>32-2093</b>	FA317X	<b>32-2093</b>	FA317X
Outlander 650 HO - LF	2006	<b>32-2092</b>	FA307X	<b>32-2093</b>	FA317X
Outlander 650 HO - RF	2006	<b>32-2093</b>	FA317X	<b>32-2093</b>	FA317X
Traxter XL - LF	2004	<b>32-2092</b>	FA307X	<b>32-2093</b>	FA317X
Traxter XL - RF	2004	<b>32-2093</b>	FA317X	<b>32-2093</b>	FA317X
Traxter XT - LF	2001	<b>32-2092</b>	FA307X	<b>32-2093</b>	FA317X
Traxter XT - RF	2001	<b>32-2093</b>	FA317X	<b>32-2093</b>	FA317X
Quest Max/Std/XT - LF	04-05	<b>32-2092</b>	FA307X	<b>32-2093</b>	FA317X
Quest Max/Std/XT - RF	04-05	<b>32-2093</b>	FA317X	<b>32-2093</b>	FA317X
Outlander 800 (All) - LF	2006	<b>32-2092</b>	FA307X	<b>32-2092</b>	FA307X
Outlander 800 (All) - RF	2006	<b>32-2093</b>	FA317X	<b>32-2092</b>	FA307X

IGNITION/ELECTRICAL

CONTROL

SUSPENSION

ACCESSORIES

MARINE

CAN-AM® APPLICATION					
YEAR	FRONT STD	EBC REF	REAR STD	EBC REF	
Rally 200	2007	—	—	<b>32-2092</b>	FA307X
Outlander 400 - LF	07-09	<b>32-2092</b>	FA307X	<b>32-2092</b>	FA307X
Outlander 400 - RF	07-09	<b>32-2093</b>	FA317X	<b>32-2092</b>	FA307X
Outlander Max 400 - LF	07-10	<b>32-2092</b>	FA307X	<b>32-2092</b>	FA307X
Outlander Max 400 - RF	07-10	<b>32-2093</b>	FA317X	<b>32-2092</b>	FA307X

CAN-AM® APPLICATION					
YEAR	FRONT STD	EBC REF	REAR STD	EBC REF	
Outlander 500 - LF	07-09	<b>32-2092</b>	FA307X	<b>32-2092</b>	FA307X
Outlander 500 - RF	07-09	<b>32-2093</b>	FA317X	<b>32-2092</b>	FA307X
Outlander Max 500 - LF	07-11	<b>32-2092</b>	FA307X	<b>32-2092</b>	FA307X
Outlander Max 500 - RF	07-11	<b>32-2093</b>	FA317X	<b>32-2092</b>	FA307X
Renegade 500 - LF	08-11	<b>32-2092</b>	FA307X	<b>32-2092</b>	FA307X
Renegade 500 - RF	08-11	<b>32-2093</b>	FA317X	<b>32-2092</b>	FA307X
DS 650X - LF	2007	<b>32-2092</b>	FA307X	<b>32-2092</b>	FA307X
DS 650X - RF	2007	<b>32-2093</b>	FA317X	<b>32-2092</b>	FA307X
Outlander 650 - LF	07-11	<b>32-2092</b>	FA307X	<b>32-2092</b>	FA307X
Outlander 650 - RF	07-11	<b>32-2093</b>	FA317X	<b>32-2092</b>	FA307X
Outlander 650 Max - LF	07-11	<b>32-2092</b>	FA307X	<b>32-2092</b>	FA307X
Outlander 650 Max - RF	07-11	<b>32-2093</b>	FA317X	<b>32-2092</b>	FA307X
Outlander 800/R - LF	07-11	<b>32-2092</b>	FA307X	<b>32-2092</b>	FA307X
Outlander 800/R - RF	07-11	<b>32-2093</b>	FA317X	<b>32-2092</b>	FA307X
Outlander Max 800/R-LF	07-11	<b>32-2092</b>	FA307X	<b>32-2092</b>	FA307X
Outlander Max 800/R- RF	07-11	<b>32-2093</b>	FA317X	<b>32-2092</b>	FA307X
Renegade 800/R - LF	07-11	<b>32-2092</b>	FA307X	<b>32-2092</b>	FA307X
Renegade 800/R - RF	07-11	<b>32-2093</b>	FA317X	<b>32-2092</b>	FA307X

CAN-AM® SIDE X SIDE APPLICATION					
YEAR	FRONT STD	EBC REF	REAR STD	EBC REF	
Commander 800-LF	11-13	<b>32-2026</b>	FA165X	<b>32-2027</b>	FA135X
Commander 800-RF	11-13	<b>32-2027</b>	FA135X	—	—
Commander 800R-LF	11-12	<b>32-2026</b>	FA165X	<b>32-2027</b>	FA135X
Commander 800R-RF	11-12	<b>32-2027</b>	FA135X	—	—
Commander XT 800R-LF	2012	<b>32-2026</b>	FA165X	<b>32-2027</b>	FA135X
Commander XT 800R-RF	2012	<b>32-2027</b>	FA135X	—	—
Commander 1000/X/XT-LF	11-12	<b>32-2026</b>	FA165X	<b>32-2027</b>	FA135X
Commander 1000/X/XT-RF	11-12	<b>32-2027</b>	FA135X	—	—
Commander 1000 LTD-LF	12-13	<b>32-2026</b>	FA165X	<b>32-2027</b>	FA135X
Commander 1000 LTD-RF	12-13	<b>32-2027</b>	FA135X	—	—
Commander 1000 DPS-LF	2013	<b>32-2026</b>	FA165X	<b>32-2027</b>	FA135X
Commander 1000 DPS-RF	2013	<b>32-2027</b>	FA135X	—	—

DUCATI® APPLICATION					
YEAR	FRONT STD	FRONT HH	REAR STD	REAR HH	
400 Monster	00-06	<b>32-3021</b>	—	—	—
600 Monster	00-01	<b>32-3021</b>	—	—	—
Monster 620	02-04	<b>32-3021</b>	—	—	—
Monster 696	08-13	<b>32-3021</b>	—	—	—
748/R/SP/SPS	99-02	<b>32-3021</b>	—	—	—
750 Supersport/IE	99-02	<b>32-3021</b>	—	—	—
750 Monster/IE	00-02	<b>32-3021</b>	—	—	—
Hypermotard 796	10-13	<b>32-3021</b>	—	—	—
796 Monster	10-13	<b>32-3021</b>	—	—	—
Monster 800	03-04	<b>32-3021</b>	—	—	—
800 Sport	2003	<b>32-3021</b>	—	—	—
800 Supersport	03-05	<b>32-3021</b>	—	—	—
848 (Radial 2 Pad)	08-09	<b>32-3021</b>	—	—	—
848 Evo	10-13	—	<b>32-7719</b>	—	—
848 Streetfighter	12-13	<b>32-3021</b>	—	—	—
900 Supersport/IE	98-01	<b>32-3021</b>	—	—	—
900 Sport	2002	<b>32-3021</b>	—	—	—
ST2	00-03	<b>32-3021</b>	—	—	—
900IE Monster	00-01	<b>32-3021</b>	—	—	—
900 MH Evoluzione	00-01	<b>32-3021</b>	—	—	—
916 SPS	97-98	<b>32-3021</b>	—	—	—
Monster S4 Foggy	01-02	<b>32-3021</b>	—	—	—
ST4	99-02	<b>32-3021</b>	—	—	—
ST2	97-99	<b>32-3021</b>	—	—	—
Desmosedici RR	2008	—	<b>32-7719</b>	—	—
996/S/SPS	99-01	<b>32-3021</b>	—	—	—
Sport 1000S	07-09	<b>32-3021</b>	—	<b>32-2328</b>	—
Supersport 1000DS	03-06	<b>32-3021</b>	—	—	—
ST3 S	06-07	<b>32-3021</b>	—	—	—
Monster S4R	03-06	<b>32-3021</b>	—	—	—
ST4 S	01-05	<b>32-3021</b>	—	—	—
996 Monster	10-12	<b>32-3021</b>	—	—	—
998 (2 Pad Caliper)	02-03	<b>32-3021</b>	—	—	—

DUCATI®					
APPLICATION	YEAR	FRONT STD	FRONT HH	REAR STD	REAR HH
GT1000	07-10	—	—	32-2328	—
GT1000 Touring	2009	—	—	32-2328	—
Paul Smart1000 LE	2006	—	—	32-2328	—
Sport Classic 1000	06-08	—	—	32-2328	—
Monster 1000/S	03-05	32-3021	—	—	—
Monster S2R	06-08	32-3021	—	—	—
Multistrada 1000 DS	03-05	32-3021	—	—	—
Multistrada S 1000 DS	05-06	32-3021	—	—	—
1098/S/R	07-09	—	32-7719	—	—
Streetfighter/S	09-12	—	32-7719	—	—
Hypermotard 1100S	07-09	32-3021	—	—	—
Hypermotard 1100 Evo	10-13	—	32-7719	—	—
Monster 1100/S	09-10	32-3021	—	—	—
Monster 1100 Evo	11-13	32-3021	—	—	—
Multistrada 1100/S	07-09	32-3021	—	—	—
1198/S/SP/R	09-12	—	32-7719	—	—
1199 Panigale/S	12-13	—	32-7719	—	—
Multistrada 1200/S	10-13	32-3021	—	—	—
Diavel (All)	11-13	—	32-7719	—	—

HARLEY DAVIDSON®					
APPLICATION	YEAR	FRONT STD	FRONT HH	REAR STD	REAR HH
Sportster Series	00-03	32-2512	32-2513	32-2512	32-2513
Sportster Series	04-05	—	32-2517	32-2517	32-2519
Dyna Series	00-11	32-2512	32-2513	32-2512	32-2513
Softail Series	00-11	32-2512	32-2513	32-2512	32-2513
(Except Springer)					
Springer Softails	00-07	—	—	32-2512	32-2513
Softail Cross Bones	00-07	—	—	—	—
Touring Series	84-99	—	—	—	—
Touring Series	94-99	—	—	32-2512	32-2513
Touring Series	00-07	32-2512	32-2513	32-2512	32-2513
V-Rod Series	02-04	32-2512	32-2513	32-2512	32-2513

**APPLICATION NOTES:**  
**PER EBC; FA400 SUPERCEDES FA299. FA400 HAS MODIFIED LARGER PAD FOR IMPROVED BRAKING. FOR DIRECT O.E.M. REPLACEMENT TYPE PADS, SELECT HH SERIES. FOR POLISHED OR CHROME BRAKE ROTORS, USE NON-HH PADS.**

HONDA®STREET					
APPLICATION	YEAR	FRONT STD	FRONT HH	REAR STD	REAR HH
MB5	1982	32-2085	—	32-2151	—
NS50F	1990	32-2150	—	32-2151	—
NU50 Urban	82-83	32-2173	—	—	—
C70 Passport	80-83	32-2150	—	32-2150	—
CH80 Elite	85-04	32-2150	—	32-2173	—
NH80 Aero	1985	32-2150	—	32-2173	—
NH80MD Aero	83-84	32-2150	—	—	—
CB125S	79-82	32-2151	—	32-2151	—
CB125S	84-85	—	—	32-2150	—
CB125TT	1990	32-2018	—	—	—
CH125 Elite	1984	32-2150	—	32-2150	—
NH125 Aero	1984	32-2150	—	32-2150	—
CH150/D Elite	85-87	32-2150	—	32-2150	—
CBR250RA (ABS)	11-13	32-8249	—	—	—
CN250 Helix	86-87	32-2098	—	—	—
CN250 Helix	92-93	32-2099	—	—	—
CN250 Helix	94-01	32-2030	—	—	—
CN250 Helix	05-07	32-2030	—	—	—
PS250 Big Ruckus	05-06	—	—	32-2178	—
VTR250 Interceptor	1990	32-2018	—	—	—
CB350F/F1 (4-cylinder)	72-74	32-2209	—	32-2161	—
CB350G (2-cyl)	1973	32-2209	—	32-2161	—
CB350K (2-cyl)	70-73	—	—	32-2161	—
CB360	1974	—	—	32-2161	—
CB360G/T	74-76	32-2209	—	32-2161	—
CJ360T	76-77	—	—	32-2161	—
CB400A Automatic	1978	32-2077	—	32-2160	—
CB400F CB-1	89-90	32-2030	32-8185	32-2028	—
CB400F Super Sport	75-77	32-2209	—	32-2161	—
CB400T Hawk	80-81	32-2077	—	32-2160	—

HONDA®STREET					
APPLICATION	YEAR	FRONT STD	FRONT HH	REAR STD	REAR HH
CB400TI Hawk I	78-79	—	—	32-2160	—
CB400TII Hawk II	78-79	32-2077	—	32-2160	—
CM400A/T	79-81	32-2077	—	32-2160	—
CM400C Custom	1981	32-2099	—	32-2160	—
CM400E	80-81	—	—	32-2160	—
CB450SC Nighthawk	1982	—	—	32-2160	—
CB450SC Nighthawk	83-86	32-2098	—	32-2160	—
CB450T Hawk	1982	—	—	32-2160	—
CM450A Automatic	1982	32-2099	—	32-2160	—
CM450A Automatic	1983	—	—	32-2160	—
CM450C 001211	1982	32-2099	—	32-2160	—
CM450C 0011212	1982	—	—	32-2160	—
CM450E	82-83	—	—	32-2160	—
CMX450C Rebel	86-87	32-2098	—	32-2160	—
CB500/K1/K2	71-73	32-2209	—	—	—
CB500T	75-76	32-2209	—	—	—
CX500	78-79	32-2060	—	32-2165	—
CX500C Custom	79-81	32-2060	—	32-2165	—
CX500C Custom	1982	32-2098	—	32-2165	—
CX500D	79-81	32-2060	—	32-2165	—
CX500TC Turbo	1982	32-2098	—	32-2098	32-8172
FT500 Ascot	82-83	32-2098	—	32-2098	32-8172
GB500	89-90	32-2098	—	—	—
GL500 Silver Wing	81-82	32-2098	—	32-2165	—
GL500I Interstate	81-82	32-2099	—	32-2165	—
VF500C V30 Magna	84-85	32-2098	—	32-2165	—
VF500F Interceptor	84-86	32-2098	—	32-2098	32-8172
VT500C Shadow	83-86	32-2098	—	32-2160	—
VT500FT Ascot	83-84	32-2098	—	32-2160	—
CB550K/F	74-78	32-2209	—	—	—
CB550SC Nighthawk	1983	32-2098	—	32-2160	—
CBR600F Hurricane	87-90	—	—	32-2100	32-8245
CBR600F2 Hurricane	91-94	32-2172	—	32-2055	32-8197
CBR600F3 Hurricane	95-98	—	—	32-2055	32-8197
CBR600F3/SJR/SE	1998	—	—	32-2055	32-8197
CBR600F4	99-00	—	32-8243	32-2055	32-8197
CB600F (599)	04-06	—	—	32-2055	32-8197
CBR600F4i	01-06	—	32-8243	32-2055	32-8197
CBR600RR	03-04	—	32-8243	32-2055	32-8197
CBR600RR	05-06	—	32-8239	32-2055	32-8197
CBR600RR	07-10	—	32-8239	—	32-8240
CBR600RR (ABS)	09-10	—	32-8239	—	32-8240
VT600 Shadow VLX	88-93	32-2018	—	32-2165	—
VT600 Shadow VLX	94-05	32-2278	32-8226	32-2165	—
CB650	79-81	32-2077	—	32-2163	—
CB650	1982	32-2098	—	32-2163	—
CB650C Custom	80-81	32-2077	—	32-2163	—
CB650SC Nighthawk	1982	—	—	32-2163	—
CB650SC Nighthawk	83-85	32-2098	—	32-2165	—
CX650C Custom	1983	32-2098	—	32-2165	—
CX650T Turbo	1983	32-2098	—	32-2098	—
GL650 Silverwing	1983	32-2098	—	32-2165	—
GL650I Interstate	1983	32-2098	—	32-2165	—
NT650 Hawk GT	88-91	32-2030	32-8185	32-2028	—
NX650	88-89	32-2018	—	—	—
CB700SC Nighthawk-S	84-86	32-2098	—	32-2176	—
NT700V/V/A	11-13	32-8249	—	—	32-3097
VF700C Magna	1984	32-2098	—	32-2165	—
VF700C Magna	85-86	32-2098	—	32-2176	—
VF700C Magna	1987	32-2100	32-8245	32-2176	—
VF700F Interceptor	84-85	32-2098	—	32-2100	32-8245
VF700F/F2	86-87	—	—	32-2100	32-8245
VF700S Sabre	84-85	32-2098	—	32-2165	—
VT700C Shadow	84-85	—	—	32-2165	—
VT700C Shadow	86-87	32-2098	—	32-2176	—
CB750 Nighthawk	91-03	32-2278	32-8226	32-2165	—
CB750A Automatic	76-78	32-2209	—	32-2163	—
CB750C Custom	80-81	32-2077	—	32-2163	—
CB750C up to frame 204181	1982	32-2099	—	32-2163	—
CB750C frame 204182 on	1982	—	—	32-2163	—
CB750F Super Sport	75-76	32-2209	—	32-2064	—
CB750F Super Sport	77-78	32-2063	—	32-2063	—

EQUIPMENT & TOOLS

HARD PARTS

CARB & FUEL

IGNITION/ELECTRICAL

CONTROL

SUSPENSION

ACCESSORIES

MARINE



EQUIPMENT & TOOLS

HONDA®STREET APPLICATION	YEAR	FRONT STD	FRONT HH	REAR STD	REAR HH
CB750F Super Sport	79-80	32-2061	—	32-2061	—
CB750F Super Sport	81-82	32-2099	—	32-2098	—
CB750K1~K5	70-76	—	—	32-2163	—
CB750K	77-78	32-2209	—	32-2163	—
CB750K/L	79-82	32-2077	—	32-2163	—
CB750SC Nighthawk	82-83	32-2098	—	32-2163	—
VF750R (RC30)	1990	32-2289	32-8247	—	—
RVF750R (RC45)	94-95	32-2289	32-8247	—	—
VF750C V45 Magna	82-83	32-2098	—	32-2165	—
VF750C V45 Magna	1988	32-2100	32-8245	32-2176	—
VF750C Magna	94-03	32-2278	32-8226	32-2176	—
VF750F Interceptor	83-84	32-2098	—	32-2100	32-8245
VF750F Interceptor	1986	—	—	32-2100	32-8245
VF750F	90-97	32-2030	32-8185	32-2278	32-8226
VF750S Sabre	82-83	32-2098	—	32-2165	—
VT750C Shadow	1983	—	—	32-2165	—
VT750/ Spirit/ACE	98-07	32-2278	32-8226	32-2176	—
VT750/ Spirit/ACE	07-11	—	—	32-2176	—
VFR800Fi Interceptor	98-99	—	32-3097	—	32-3097
VFR800/A Interceptor	06-10	32-8249	—	—	—
VFR800A ABS	02-05	—	32-3097	—	32-3097
VFR800A ABS	06-09	—	—	—	32-3097
VT800C Shadow	1988	32-2098	—	32-2176	—
PC800 Pacific Coast	89-90	32-2030	32-8185	32-2176	—
PC800 Pacific Coast	94-98	32-2030	32-8185	32-2176	—
CB900C Custom	1980	32-2061	—	32-2060	—
CB900C Custom	1981	32-2060	—	32-2060	—
CB900C Custom	1982	32-2099	—	32-2098	—
CB900F Super Sport	81-82	32-2099	—	32-2098	—
CB900F (919)	02-07	32-2289	32-8247	32-2055	32-8197
CBR900RR	93-97	32-2289	32-8247	32-2055	32-8197
CBR900/929RR	98-01	—	32-2364	32-2055	32-8197
CBR954RR	02-03	—	32-2364	32-2055	32-8197
CB1000	94-95	32-2289	32-8247	32-2055	32-8197
CB1000C Custom	1983	32-2098	—	32-2098	—
CB1000R	11-12	—	32-8239	FA488H	—
CBR1000F Hurricane	87-88	—	—	32-2100	32-8245
CBR1000F Hurricane	90-91	32-2030	32-8185	32-2278	32-8226
CBR1000F Hurricane	93-96	32-2290	—	32-2290	—
CBR1000RR	04-05	—	32-8239	32-2055	32-8197
CBR1000RR	06-07	—	32-8239	—	32-8240
CBX Super Sport	1979	32-2063	—	32-2063	—
CBX Super Sport	1980	32-2061	—	32-2060	—
CBX Super Sport	81-82	32-2099	—	32-2098	—
GL1000/L Goldwing	75-77	32-2060	—	32-2064	—
GL1000 Goldwing	78-79	32-2060	—	32-2064	—
RVT1000R (RC51)	00-06	—	32-2364	32-2055	32-8197
VF1000F Interceptor	1984	32-2098	—	32-2100	32-8245
VF1000R	85-86	32-2098	—	—	—
VTR1000R Super Hawk	98-05	32-2289	32-8247	32-2055	32-8197
CB1100F Super Sport	1983	32-2098	—	32-2098	—
CBR1100XX Blackbird	97-03	—	32-3097	—	32-3097
GL1100 Goldwing	1980	32-2061	—	32-2060	—
GL1100 Goldwing	1981	32-2060	—	32-2060	—
GL1100 Goldwing	1982	32-2099	—	32-2098	—
GL1100 Goldwing	1983	32-2098	—	32-2098	—
GL1100A Aspencade	82-83	32-2099	—	32-2098	—
GL1100I Interstate	1980	32-2061	—	32-2060	—
GL1100I Interstate	1981	32-2060	—	32-2060	—
GL1100I Interstate	1982	32-2099	—	32-2098	—
GL1100I Interstate	1983	32-2098	—	32-2098	—
ST1100	91-02	32-2030	32-8185	32-2278	32-8226
ST1100A ABS	1995	32-2030	32-8185	32-2278	32-8226
ST1100A ABS	96-02	—	32-3097	—	32-3097
VF1100C V65 Magna	83-86	32-2098	—	32-2100	32-8245
VF1100S V65 Sabre	84-85	32-2098	—	32-2100	32-8245
VT1100C Shadow	85-86	32-2098	—	32-2176	—
VT1100C Shadow	87-94	32-2100	32-8245	32-2176	—
VT1100C Shadow	95-96	32-2278	32-8226	32-2176	—
VT1100C Shadow Spirit	97-07	32-2278	32-8226	32-2176	—
VT1100C2/C3/D2/T	95-07	32-2278	32-8226	32-2055	32-8197
GL1200/II/A/L/SE-i	84-87	32-2100	32-8245	32-2100	32-8245

HARD PARTS

CARB & FUEL

IGNITION/ELECTRICAL

CONTROL

SUSPENSION

ACCESSORIES

MARINE

HONDA®STREET APPLICATION	YEAR	FRONT STD	FRONT HH	REAR STD	REAR HH
ST1300 ABS	02-07	—	32-3097	—	32-3097
ST1300/A	08-13	32-8249	—	—	—
VT1300C (Non ABS)	10-13	32-2278	32-8226	32-2055	32-8197
VT1300C (ABS)	10-13	32-8249	—	—	32-3097
VTX1300 (All)	03-11	32-2278	32-8226	32-2055	32-8197
GL1500 Goldwing (all)	88-00	32-2018	—	32-2100	32-8245
GL1500 Valkyrie	97-03	32-2030	32-8185	32-2278	32-8226
GL1800/ABS Goldwing	01-10	—	32-3097	—	32-3097
VTX1800C	02-08	—	32-3097	—	32-3097
VTX1800F	05-11	—	32-3097	—	—
VTX1800N	04-11	—	32-3097	—	—
VTX1800R	02-08	—	32-3097	—	32-3097
VTX1800S	02-07	—	32-3097	—	—
VTX1800T	07-11	—	32-3097	—	—
VTX1800 (spoke & cast)	01-08	—	32-3097	—	32-3097
NRX1800 "Rune"	04-05	—	32-3097	—	32-3097

HONDA® ATV APPLICATION	YEAR	FRONT STD	EBC REF	REAR STD	EBC REF
TRX90 Fourtrax 90	93-06	32-2150	303	32-2154	306
TRX90 Sportrax 90	02-06	32-2150	303	32-2154	306
TRX90 EX/X	07-09	32-2150	303	32-2154	306
ATC110	79-85	—	—	32-2154	306
ATC125M	84-87	32-2150	303	32-2154	306
TRX125 Fourtrax	85-88	32-2150	303	32-2154	306
ATC185/S	80-83	32-2150	303	32-2154	306
ATC200/E/ES/M	81-85	32-2150	303	32-2154	306
ATC200S	84-86	32-2150	303	32-2154	306
ATC200X	83-85	32-2141	FA84X	—	—
ATC200X	86-87	32-2141	FA84X	32-2141	FA84X
TRX200	1984	—	339	32-2154	306
TRX200/D/SX	86-97	—	345	32-2154	306
ATC250ES Big Red	85-87	32-2154	306	32-2161	315
ATC250R	1981	32-2085	FA54X	32-2154	306
ATC250R	1982	32-2085	FA54X	—	—
ATC250R	83-84	32-2141	FA84X	32-2141	FA84X
ATC250R	85-86	32-2147	FA92X	32-2147	FA92X
ATC250SX	85-87	32-2154	306	32-2161	315
FL250 Odyssey	77-84	—	FA40	32-2154	306
TRX250 Fourtrax	85-87	—	339	32-2161	315
TRX250EX Sportrax	01-08	32-2141	FA84X	—	340
TRX250R Fourtrax	86-89	—	FA125X	32-2147	FA92X
TRX250X Fourtrax	87-92	32-2141	FA84X	32-2141	FA84X
TRX300 Fourtrax	88-00	—	345	32-2161	315
TRX300FW Fourtrax	88-00	—	347	32-2161	315
TRX300EX Fourtrax	93-00	32-2141	FA84X	32-2141	FA84X
TRX300EX Sportrax	01-08	32-2141	FA84X	32-2141	FA84X
ATC350X	1985	32-2147	FA92X	32-2141	FA84X
ATC350X	1986	—	FA125X	32-2141	FA84X
TRX350 Fourtrax	86-87	—	342	32-2176	343
TRX350D Foreman	88-89	—	342	32-2176	343
TRX350TE/FE/TM/FM	00-06	—	—	32-2178	351
TRX400EX Fourtrax	99-00	32-2141	FA84X	32-2141	FA84X
TRX400EX Fourtrax	01-08	32-2141	FA84X	32-2141	FA84X
TRX400FM Fourtrax Foreman	2002	—	—	32-2178	351
TRX400FW Fourtrax Foreman	95-03	—	—	32-2178	351
TRX400FA/FGA	04-07	—	—	32-2178	351
TRX420FE/FM	07-13	—	—	32-2178	351
TRX420FPE/FPM	09-13	—	—	32-2178	351
TRX420TE/TM	07-13	—	—	32-2178	351
TRX450FE/FM	02-04	—	—	32-2178	351
TRX450R/ER	04-13	32-2292	FA185X	—	FA373X
TRX450R Sportrax 450R	04-05	—	FA389X	32-2141	FA84X
TRX450S/ES	98-01	—	—	32-2178	351
TRX500 Rubicon (all)	01-09	—	347	32-2176	343
TRX500FA Foreman Rubicon	05-09	32-2149	FA410X	—	—
TRX500FE	05-06	32-2149	FA410X	—	—
TRX500FE	07-10	32-2149	FA410X	32-2178	351
TRX500FM/FMA	05-10	32-2149	FA410X	—	—
TRX500FPE	08-10	32-2149	FA410X	32-2178	351
TRX500FPE	2011	32-2149	FA410X	—	—

HONDA® ATV APPLICATION	YEAR	FRONT STD	EBC REF	REAR STD	EBC REF
TRX500FPM	2008	<b>32-2149</b>	FA410X	————	————
TRX500FPM	09-10	<b>32-2149</b>	FA410X	<b>32-2178</b>	351
TRX500TM Foreman 2x4	05-06	<b>32-2149</b>	FA410X	————	————
TRX680FA	06-11	<b>32-2149</b>	FA410X	————	————
TRX680FGA	06-09	<b>32-2149</b>	FA410X	————	————
TRX700XX	08-11	<b>32-2292</b>	FA185X	<b>32-2149</b>	FA410X

HONDA® DUAL SPORT/OFFROAD APPLICATION	YEAR	FRONT STD	EBC REF	REAR STD	EBC REF
QA50K1~K3	73-75	<b>32-2150</b>	303	<b>32-2150</b>	303
ZB50	1988	<b>32-2150</b>	303	<b>32-2150</b>	303
CR60R	83-84	<b>32-2173</b>	333	<b>32-2173</b>	333
CRF70F	04-09	<b>32-2173</b>	333	<b>32-2173</b>	333
CT70	77-82	<b>32-2150</b>	303	<b>32-2150</b>	303
CT70	91-94	<b>32-2150</b>	303	<b>32-2150</b>	303
XR70R	97-03	<b>32-2173</b>	333	<b>32-2173</b>	333
CR80R	80-81	<b>32-2151</b>	304	<b>32-2151</b>	304
CR80R	1982	<b>32-2151</b>	304	<b>32-2173</b>	333
CR80R	83-84	<b>32-2173</b>	333	<b>32-2173</b>	333
CR80R	1985	<b>32-2173</b>	333	————	338
CR80R	86-91	<b>32-2141</b>	FA84X	————	338
CR80R/RB Expert	92-02	<b>32-2141</b>	FA84X	<b>32-2023</b>	FA131X
CRF80F	04-09	<b>32-2173</b>	333	<b>32-2173</b>	333
XL80S	80-85	<b>32-2151</b>	304	<b>32-2151</b>	304
XR80	79-84	<b>32-2151</b>	304	<b>32-2151</b>	304
XR80R	85-04	<b>32-2173</b>	333	<b>32-2173</b>	333
CR85R/RB Expert	03-07	<b>32-2141</b>	FA84X	<b>32-2023</b>	FA131X
EZ90 Cub	91-96	<b>32-2150</b>	303	<b>32-2150</b>	303
CRF100F	04-09	<b>32-2173</b>	333	<b>32-2173</b>	333
XL100S	79-85	<b>32-2151</b>	304	<b>32-2151</b>	304
XR100	81-84	<b>32-2151</b>	304	<b>32-2151</b>	304
XR100R Pro-Link	85-04	<b>32-2173</b>	333	<b>32-2173</b>	333
CT110 Trail 110	80-86	<b>32-2150</b>	303	<b>32-2150</b>	303
CR125R	84-85	<b>32-2147</b>	FA92X	————	331
CR125R	1986	<b>32-2147</b>	FA92X	————	344
CR125R	87-94	————	FA125X	<b>32-2023</b>	FA131X
CR125R	95-01	<b>32-2292</b>	FA185X	<b>32-2023</b>	FA131X
CR125R	02-07	<b>32-2292</b>	FA185X	————	FA346X
NX125	88-90	————	350	<b>32-2151</b>	304
XL125S	1985	————	330	<b>32-2151</b>	304
CRF150F	03-09	<b>32-2292</b>	FA185X	<b>32-2151</b>	304
CRF150R/RB Expert	07-09	<b>32-2141</b>	FA84X	————	FA346X
XL185S	79-83	<b>32-2151</b>	304	<b>32-2151</b>	304
TLR200 Reflex	86-87	<b>32-2151</b>	304	<b>32-2173</b>	333
TR200 Fatcat	86-87	<b>32-2151</b>	304	<b>32-2151</b>	304
XL200R	83-84	<b>32-2151</b>	304	<b>32-2151</b>	304
XR200	80-84	<b>32-2151</b>	304	<b>32-2151</b>	304
XR200R Pro-Link	81-83	<b>32-2151</b>	304	<b>32-2151</b>	304
XR200R	84-02	<b>32-2151</b>	304	<b>32-2151</b>	304
CRF230F	03-05	<b>32-2292</b>	FA185X	<b>32-2151</b>	304
CRF230L	08-11	<b>32-2292</b>	FA185X	<b>32-2023</b>	FA131X
CRF230M	09-11	<b>32-2292</b>	FA185X	<b>32-2023</b>	FA131X
CR250R	84-85	<b>32-2147</b>	FA92X	————	331
CR250R	1986	<b>32-2147</b>	FA92X	————	344
CR250R	87-94	————	FA125X	<b>32-2023</b>	FA131X
CR250R	95-01	<b>32-2292</b>	FA185X	<b>32-2023</b>	FA131X
CR250R	02-05	<b>32-2292</b>	FA185X	————	FA346X
CRF250R/X	04-07	<b>32-2292</b>	FA185X	————	FA346X
NX250	88-90	<b>32-2292</b>	FA185X	————	323
XR250L	91-92	————	FA125X	<b>32-2023</b>	FA131X
XR250L	93-96	<b>32-2292</b>	FA185X	<b>32-2023</b>	FA131X
XR250R	84-87	<b>32-2147</b>	FA92X	<b>32-2151</b>	304
XR250R	88-89	————	FA125X	<b>32-2151</b>	304
XR250R	90-95	————	FA125X	<b>32-2023</b>	FA131X
XR250R	96-04	<b>32-2292</b>	FA185X	<b>32-2023</b>	FA131X
XL350R	84-85	<b>32-2147</b>	FA92X	————	323
XR350R	1983	————	331	<b>32-2151</b>	304
XR350R	84-85	<b>32-2147</b>	FA92X	<b>32-2151</b>	304
XR400R	96-04	<b>32-2292</b>	FA185X	<b>32-2023</b>	FA131X
CRF450R	02-09	<b>32-2292</b>	FA185X	————	FA346X

HONDA® DUAL SPORT/OFFROAD APPLICATION	YEAR	FRONT STD	EBC REF	REAR STD	EBC REF
CRF450X	05-13	<b>32-2292</b>	FA185X	————	FA346X
CR500R	84-85	<b>32-2147</b>	FA92X	————	331
CR500R	1986	<b>32-2147</b>	FA92X	————	344
CR500R	87-94	————	FA125X	<b>32-2023</b>	FA131X
CR500R	95-01	<b>32-2292</b>	FA185X	<b>32-2023</b>	FA131X
XR500R	83-84	<b>32-2147</b>	FA92X	<b>32-2151</b>	304
XL600R	83-87	<b>32-2147</b>	FA92X	————	318
XL600V Transalp	89-90	<b>32-2098</b>	FA69X	————	318
XR600R	85-87	<b>32-2147</b>	FA92X	<b>32-2151</b>	304
XR600R	88-90	————	FA125X	<b>32-2151</b>	304
XR600R	91-92	————	FA125X	<b>32-2023</b>	FA131X
XR600R	93-00	<b>32-2292</b>	FA185X	<b>32-2023</b>	FA131X
NX650	88-89	<b>32-2018</b>	FA124/2	————	318
XR650L Dual Sport	93-10	<b>32-2292</b>	FA185X	<b>32-2023</b>	FA131X
XR650R	00-07	<b>32-2292</b>	FA185X	<b>32-2023</b>	FA131X

KAWASAKI® STREET APPLICATION	YEAR	FRONT STD	FRONT HH	REAR STD	REAR HH
EL250 Eliminator	88-94	<b>32-2143</b>	<b>32-8177</b>	<b>32-2205</b>	————
EX250E Ninja 250R	86-87	<b>32-2143</b>	<b>32-8177</b>	<b>32-2143</b>	<b>32-8226</b>
EX250F Ninja 250R	88-07	<b>32-2020</b>	————	<b>32-2029</b>	————
KZ305A CSR	81-82	<b>32-2097</b>	<b>32-8246</b>	<b>32-2205</b>	————
KZ305B1 LTD	1982	<b>32-2097</b>	<b>32-8246</b>	<b>32-2205</b>	————
KZ305B2/B3 LTD	87-88	<b>32-2097</b>	<b>32-8246</b>	<b>32-2205</b>	————
KZ440A LTD	80-82	————	————	<b>32-2205</b>	————
KZ440A LTD	1983	<b>32-2097</b>	<b>32-8246</b>	<b>32-2205</b>	————
KZ440B1/B2/D1~D4 LTD	80-82	————	————	<b>32-2205</b>	————
KZ440D5 LTD	1983	<b>32-2097</b>	<b>32-8246</b>	<b>32-2205</b>	————
KZ440G1	1983	<b>32-2097</b>	<b>32-8246</b>	<b>32-2205</b>	————
EN450 454 LTD	85-90	<b>32-2143</b>	<b>32-8177</b>	<b>32-2205</b>	————
EN500 Vulcan ALL	90-05	<b>32-2143</b>	<b>32-8177</b>	<b>32-2206</b>	————
EX500A	87-93	<b>32-2020</b>	————	<b>32-2205</b>	————
EX500D Ninja 500R	94-09	<b>32-2020</b>	————	————	————
H1500A~F Mach-II-triple	71-75	<b>32-2065</b>	————	————	————
KH500A8 2 strk-triple	1976	<b>32-2065</b>	————	————	————
KZ550A	1980	————	————	<b>32-2206</b>	————
KZ550A	81-83	<b>32-2097</b>	<b>32-8246</b>	<b>32-2206</b>	————
KZ550C LTD	80-83	<b>32-2097</b>	<b>32-8246</b>	<b>32-2206</b>	————
KZ550D1 GPz	1981	<b>32-2097</b>	<b>32-8246</b>	<b>32-2097</b>	<b>32-8246</b>
KZ550F Spectre /LTD	83-84	<b>32-2097</b>	<b>32-8246</b>	<b>32-2206</b>	————
KZ550H GPz	82-83	<b>32-2097</b>	<b>32-8246</b>	<b>32-2097</b>	<b>32-8246</b>
KZ550M1 LTD	1983	<b>32-2097</b>	<b>32-8246</b>	<b>32-2206</b>	————
ZR550B Zephyr	90-92	<b>32-2020</b>	————	<b>32-2029</b>	————
ZR550B4 Zephyr	1993	<b>32-2020</b>	————	<b>32-2320</b>	<b>32-8200</b>
ZX550A1/A2/A3 GPz	84-86	<b>32-2143</b>	<b>32-8226</b>	<b>32-2143</b>	<b>32-8226</b>
ZL600 Eliminator	86-87	<b>32-2143</b>	<b>32-8226</b>	<b>32-2206</b>	————
ZL600B1/B2 Eliminator	96-97	<b>32-2020</b>	————	<b>32-2206</b>	————
ZX600A Ninja 600R	85-87	<b>32-2143</b>	<b>32-8177</b>	<b>32-2143</b>	<b>32-8226</b>
ZX600B1 Ninja 600RX	1987	<b>32-2143</b>	<b>32-8177</b>	<b>32-2143</b>	<b>32-8226</b>
ZX600C Ninja 600R	88-96	<b>32-2020</b>	————	<b>32-2020</b>	————
ZX600D1~D4 ZX-6	90-93	<b>32-2045</b>	<b>32-8186</b>	<b>32-2020</b>	————
ZX600E (all) Ninja ZX-6	93-05	<b>32-2045</b>	<b>32-8186</b>	<b>32-2320</b>	<b>32-8200</b>
ZX600F ZX-6R	95-97	<b>32-2045</b>	<b>32-8186</b>	<b>32-2320</b>	<b>32-8200</b>
ZX600G~J Ninja ZX-6R	98-08	<b>32-2294</b>	<b>32-8199</b>	<b>32-2320</b>	<b>32-8200</b>
ZX600K Ninja ZX-6RR	03-06	————	<b>32-8238</b>	<b>32-2320</b>	<b>32-8200</b>
ZX600P Ninja ZX-6R	06-10	————	<b>32-8241</b>	<b>32-2320</b>	<b>32-8200</b>
ZX600P/R ZX-6R	07-12	————	<b>32-8174</b>	————	————
ZZR600 J4~J8	05-08	————	<b>32-8199</b>	<b>32-2320</b>	<b>32-8200</b>
ZX636 Ninja ZX-6R	03-06	————	<b>32-8238</b>	<b>32-2320</b>	<b>32-8200</b>
ZX636E/F ZX-6R	2013	————	<b>32-8243</b>	————	<b>32-8240</b>
EX650 Ninja 650R (LF)	06-10	<b>32-3056</b>	<b>32-8228</b>	<b>32-2320</b>	<b>32-8200</b>
EX650 Ninja 650R (RF)	06-10	<b>32-2654</b>	<b>32-8230</b>	<b>32-2320</b>	<b>32-8200</b>
KLE650 Versys (LF)	07-13	<b>32-3056</b>	<b>32-8228</b>	————	FA197HH
KLE650 Versys (RF)	07-13	<b>32-2654</b>	<b>32-8230</b>	————	FA197HH
KZ650B1	77-79	<b>32-2065</b>	————	<b>32-2206</b>	————
KZ650C to frame 023100	77-79	<b>32-2065</b>	————	————	————
KZ650C frame 023101 on	77-79	————	————	<b>32-2067</b>	————
KZ650D SR	1978	<b>32-2065</b>	————	<b>32-2067</b>	————
KZ650D SR	1979	————	————	<b>32-2067</b>	————
KZ650E1 LTD & F1	1980	————	————	<b>32-2206</b>	————
KZ650H CSR	81-83	<b>32-2097</b>	<b>32-8246</b>	<b>32-2206</b>	————

EQUIPMENT & TOOLS

HARD PARTS

CARB & FUEL

IGNITION/ELECTRICAL

CONTROL

SUSPENSION

ACCESSORIES

MARINE

EQUIPMENT & TOOLS

HARD PARTS

CARB & FUEL

IGNITION/ELECTRICAL

CONTROL

SUSPENSION

ACCESSORIES

MARINE

KAWASAKI® STREET APPLICATION		YEAR	FRONT STD	FRONT HH	REAR STD	REAR HH
EJ650/W650 A1~4 Twin	00-02	32-2654	32-8230	32-2205	—	—
KZ700A1	1984	32-2097	32-8246	32-2097	32-8246	—
VN700A1 Vulcan	1985	32-2143	32-8177	32-2206	—	—
ZN700A LTD	84-85	32-2143	32-8177	32-2143	32-8177	—
KZ750B (2 cyl)	76-79	32-2065	—	—	—	—
KZ750E	80-82	32-2097	32-8246	32-2097	32-8246	—
KZ750F1 LTD	1983	32-2097	32-8246	32-2097	32-8246	—
KZ750G1 LTD (2 cyl)	1980	—	—	32-2206	—	—
KZ750H1 LTD	80-83	32-2097	32-8246	32-2097	32-8246	—
KZ750K1 LTD (2 cyl)	83-84	32-2143	32-8177	32-2206	—	—
KZ750L3	1983	32-2097	32-8246	32-2097	32-8246	—
KZ750M1 CSR (2 cyl)	1982	32-2097	32-8246	32-2206	—	—
KZ750N Spectre	82-83	32-2097	32-8246	32-2097	32-8246	—
KZ750R1 GPz	1982	32-2097	32-8246	32-2097	32-8246	—
VN750A Vulcan	86-06	32-2143	32-8177	32-2206	—	—
ZR750C Zephyr	91-93	32-2020	—	32-2020	—	—
ZR750 ZR-7/7S (LF)	00-06	32-3056	32-8228	32-2654	32-8230	—
ZR750 ZR-7/7S (RF)	00-06	32-2654	32-8230	32-2654	32-8230	—
ZX750 GPz/GPz Turbo	83-85	32-2143	32-8177	32-2143	32-8177	—
ZX750F Ninja 750R	87-90	32-2020	—	32-2020	—	—
ZX750H ZX-7	89-90	32-2045	32-8186	32-2053	—	—
ZX750 Ninja ZX-7/7R	91-95	32-2045	32-8186	32-2053	—	—
ZX750N ZX7-RR	96-97	—	—	32-2365	32-7722	—
ZX750P Ninja ZX7-R	96-03	32-2294	32-8199	32-2053	—	—
<b>NOTE: THE ABOVE LISTING IS FOR THE (SIX PISTON PAD), TOKICO CALIPER ONLY</b>						
VN800A Vulcan/Custom	95-05	32-2143	32-8177	32-2206	—	—
VN800B Vulcan/Classic	96-05	32-3056	32-8228	32-2206	—	—
VN800C Vulcan/Drifter	99-06	32-3056	32-8228	32-2654	32-8230	—
VN900C Vulcan/Classic	06-10	32-3056	32-8228	32-2654	32-8230	—
Z1/A/B 900	73-75	—	—	32-2207	—	—
KZ900A4/A5	76-77	32-2065	—	32-2207	—	—
KZ900B1 LTD	1976	32-2065	—	—	—	—
ZL900A Eliminator	86-87	32-2143	32-8177	32-2143	32-8177	—
ZX900A Ninja 900R	84-86	32-2143	32-8177	32-2143	32-8177	—
ZX900B Ninja ZX-9R	94-95	32-2045	32-8186	32-2320	32-8200	—
ZX900C~E Ninja ZX-9R	96-01	32-2294	32-8199	32-2320	32-8200	—
ZX900F Ninja ZX-9R	02-03	—	—	32-2320	32-8200	—
KZ1000A	77-78	32-2065	—	32-2067	—	—
KZ1000A MKII	79-80	—	—	32-2067	—	—
KZ1000B LTD	77-78	32-2065	—	—	—	—
KZ1000B LTD	79-80	—	—	32-2067	—	—
KZ1000C	1978	32-2065	—	32-2067	—	—
KZ1000C Police	79-81	—	—	32-2067	—	—
KZ1000D Z1R	1978	32-2065	—	32-2067	—	—
KZ1000D Z1R	1980	—	—	32-2067	—	—
KZ1000E Shaft ST	79-80	—	—	32-2067	—	—
KZ1000G LTD Classic	1980	—	—	32-2067	—	—
KZ1000J	81-83	32-2097	32-8246	32-2097	32-8246	—
KZ1000K LTD	81-82	32-2097	32-8246	32-2097	32-8246	—
KZ1000M CSR	81-82	32-2097	32-8246	32-2097	32-8246	—
KZ1000P Police	82-01	32-2097	32-8246	32-2097	32-8246	—
KZ1000P21/P22 (LH)	02-05	32-3056	32-8228	32-2097	32-8246	—
(RH)		32-2654	32-8230	—	—	—
KZ1000R1/R2 Replica	82-83	32-2097	32-8246	32-2097	32-8246	—
ZG1000A Concours	94-06	32-2020	—	32-2143	32-8177	—
ZL1000A1 Eliminator	1987	32-2143	32-8177	32-2143	32-8177	—
ZR1000A1~A6F Z1000	05-06	—	—	32-2320	32-8200	—
ZR1000B~C Z1000	07-08	—	—	32-2055	32-8197	—
ZR1000B C Z1000	07-08	—	32-8174	—	—	—
ZR1000D Z1000	10-12	—	32-7725	32-2320	32-8200	—
ZG1000A Concours	86-93	32-2143	32-8177	32-2143	32-8177	—
ZX1000A Ninja 1000R	86-87	32-2143	32-8177	32-2143	32-8177	—
ZX1000B Ninja ZX-10	88-90	32-2020	—	32-2020	—	—
ZX1000C~D Ninja ZX-10R	04-07	—	32-8238	32-2320	32-8200	—
ZX1000E Ninja ZX-10R	08-11	—	—	32-2320	32-8200	—
ZX1000G/H Ninja 1000	12-13	—	32-7725	32-2320	32-8200	—
ZX1000J/K ZX-10R	11-13	—	32-7725	—	32-8240	—
KZ1100A Shaft	81-83	32-2097	32-8246	32-2097	32-8246	—
KZ1100B GPz	81-82	32-2097	32-8246	32-2097	32-8246	—
KZ1100D Spectre	82-83	32-2097	32-8246	32-2097	32-8246	—
KZ1100L1 LTD	1983	32-2097	32-8246	32-2097	32-8246	—
ZN1100B LTD	84-85	32-2143	32-8177	32-2143	32-8177	—

KAWASAKI® STREET APPLICATION		YEAR	FRONT STD	FRONT HH	REAR STD	REAR HH
ZR1100A	92-95	32-2045	32-8186	32-2020	—	—
ZR1100C ZRX1100	99-00	32-2294	32-8199	32-2053	—	—
ZX1100A GPz	83-84	32-2143	32-8177	32-2143	32-8177	—
ZX1100C Ninja ZX-11	90-93	32-2045	32-8186	32-2020	—	—
ZX1100D Ninja ZX-11	93-01	32-2045	32-8186	32-2053	—	—
ZX1100E/F GPz/ABS(LF)	95-97	32-3056	32-8228	32-2320	32-8200	—
ZX1100E/F GPz/ABS(RF)	95-97	32-2654	32-8230	32-2320	32-8200	—
ZG1200 Voyager XII	86-03	32-2143	32-8177	32-2143	32-8177	—
ZR1200A ZRX1200	01-05	32-2294	32-8199	32-2053	—	—
ZX1200A ZX-12R	00-03	32-2294	32-8199	32-2053	—	—
ZX1200B ZX-12R	04-05	—	32-8238	32-2053	—	—
ZX1200C ZZR1200	02-05	32-2045	32-8186	32-2053	—	—
KZ1300A	79-82	—	—	32-2067	—	—
KZ1300B2 Touring	1980	—	—	32-2067	—	—
ZN1300A Voyager	83-88	32-2143	32-8177	32-2143	32-8177	—
ZG1400A~D Concours	08-11	—	—	—	32-7722	—
ZG1400 Concours (All)	08-13	—	32-8174	—	—	—
ZXR1400A~C Ninja	06-11	—	—	—	32-7722	—
ZX1400 ZX-14R (All)	06-13	—	32-8174	—	—	—
VN1500A Vulcan	87-98	32-2143	32-8177	32-2143	32-8177	—
VN1500B Vulcan 88 SE	87-90	32-2143	32-8177	32-2143	32-8177	—
VN1500C Vulcan	96-97	32-2143	32-8177	32-2143	32-8177	—
VN1500 Vulcan Classic	96-00	32-3056	32-8228	32-2143	32-8177	—
VN1500E Vulcan Classic	01-04	32-3056	32-8228	32-2654	32-8230	—
VN1500G Nomad (LF)	99-00	32-3056	32-8228	32-2143	32-8177	—
VN1500G Nomad (RF)	99-00	32-2654	32-8230	32-2143	32-8177	—
VN1500G Nomad (LF)	01-05	32-3056	32-8228	32-2654	32-8230	—
VN1500G Nomad (RF)	01-05	32-2654	32-8230	32-2654	32-8230	—
VN1500 Drifter	99-05	32-3056	32-8228	32-2654	32-8230	—
VN1500L Nomad F.I. (LF)	00-04	32-3056	32-8228	32-2654	32-8230	—
VN1500L Nomad F.I. (RF)	00-04	32-2654	32-8230	32-2654	32-8230	—
VN1500N Classic F.I.	00-05	32-3056	32-8228	32-2654	32-8230	—
VN1500P Mean Streak	02-03	32-2294	32-8199	32-2654	32-8230	—
VN1600A Classic. (LF)	03-07	32-3056	32-8228	32-2654	32-8230	—
VN1600A Classic. (RF)	03-07	32-2654	32-8230	32-2654	32-8230	—
VN1600B1 Mean Streak	2004	32-2294	32-8199	32-2654	32-8230	—
VN1600B2 Mean Streak	05-08	—	32-8238	32-2654	32-8230	—
VN1600D Vulcan Nomad (LF)	05-08	32-3056	32-8228	32-2654	32-8230	—
VN1600D Vulcan Nomad (RF)	05-08	32-2654	32-8230	32-2654	32-8230	—
VN1700A/B Voyager/ABS	02-05	32-2045	32-8186	32-2654	32-8230	—
VN1700J Voyager Vaquero (LF)	11-13	32-3056	32-8228	32-2654	32-8230	—
VN1700J Voyager Vaquero (RF)	11-13	32-2654	32-8230	32-2654	32-8230	—
VN1700A/B Vulcan Voyager (LF)	09-13	32-3056	32-8228	32-2654	32-8230	—
VN1700A/B Vulcan Voyager (RF)	09-13	32-2654	32-8230	32-2654	32-8230	—
VN1700C Vulcan Nomad (LF)	09-13	32-3056	32-8228	32-2654	32-8230	—
VN1700C Vulcan Nomad (RF)	09-13	32-2654	32-8230	32-2654	32-8230	—
VN1700E Vulcan Classic (LF)	09-12	32-30 56	32-8228	32-2654	32-8230	—
VN1700E Vulcan Classic (RF)	09-12	32-2654	32-8230	32-2654	32-8230	—
VN1700G Vulcan Classic LT (LF)	09-11	32-3056	32-8228	32-2654	32-8230	—
VN1700G Vulcan Classic LT (RF)	09-11	32-2654	32-8230	32-2654	32-8230	—
VN2000 Vulcan, All	04-10	32-2045	32-8186	32-2654	32-8230	—

KAWASAKI® ATV APPLICATION		YEAR	FRONT STD	EBC REF	REAR STD	EBC REF
KLF185A1 Bayou	1985	—	—	—	32-2205	706
KLF185A2/A3/A4	86-88	32-2204	705	—	32-2205	706
KLT200A1~A4	81-83	—	603	—	32-2204	705
KLT200B1	1983	—	603	—	32-2204	705
KLT200C1/C2	83-84	—	603	—	32-2204	705
KLF220A1~A15 Bayou	88-02	32-2204	705	—	32-2205	706
KLF250A1/A2 A3 Bayou	03-05	32-2204	705	—	32-2205	706
KLT250A1/A2	82-83	—	603	—	32-2204	705
KLT250C1~C3 Prairie	83-85	—	603	—	32-2204	705
KLT250P1 Police	1984	—	603	—	32-2204	705
KSF250A1~A18 Mojave	87-04	—	FA128X	—	32-2141	FA84X
KXT250A1 Tecate (3-Whl)	1984	32-2204	705	—	—	FA83X
KXT250A2/B1 Tecate	85-86	32-2096	FA67X	—	32-2096	FA67X
KXT250B2 Tecate	1987	32-2096	FA67X	—	32-2141	FA84X
KXF250A1/A2 Tecate	87-88	—	FA128X	—	32-2141	FA84X
KEF300A Lakota	95-00	—	FA128X	—	32-2141	FA84X
KEF300B Lakota Sport	01-03	—	FA128X	—	32-2141	FA84X

EQUIPMENT & TOOLS

HARD PARTS

CARB & FUEL

IGNITION/ELECTRICAL

CONTROL

SUSPENSION

ACCESSORIES

MARINE

KAWASAKI® ATV APPLICATION					
YEAR	FRONT STD	EBC REF	REAR STD	EBC REF	
KLF300A1/A2 Bayou	86-87	—	717	<b>32-2205</b>	706
KLF300B1~B17 Bayou	88-04	<b>32-2096</b>	FA67X	<b>32-2205</b>	706
KLF300C1-C17 Bayou(LF)	89-05	<b>32-2026</b>	FA165X	—	—
KLF300C1-C17 Bayou(RF)	89-05	<b>32-2027</b>	FA135X	—	—
KVF300A Prairie 4x4	99-02	<b>32-2085</b>	FA54X	—	—
KVF300B Prairie 300	99-02	<b>32-2085</b>	FA54X	—	—
KVF360 (all)/4x4	03-11	<b>32-2085</b>	FA54X	—	—
KLF400B Bayou (LF)	93-99	<b>32-2026</b>	FA165X	—	—
KLF400B Bayou (RF)	93-99	<b>32-2027</b>	FA135X	—	—
KSF400A1-A3 KFX400	03-05	<b>32-2141</b>	FA84X	<b>32-2025</b>	FA137X
KVF400A1/A2/B1	97-98	<b>32-2085</b>	FA54X	—	—
KVF400C1~D4 Prairie	99-02	<b>32-2085</b>	FA54X	—	—
KVF650F/G Brute Force 4X4(LF)	06-12	<b>32-2026</b>	FA165X	—	—
KVF650F/G Brute Force 4X4(RF)	06-12	<b>32-2027</b>	FA135X	—	—
KVF650H Brute Force 4X4(LF)	07-08	<b>32-2026</b>	FA165X	—	—
KVF650H Brute Force 4X4(RF)	07-08	<b>32-2027</b>	FA135X	—	—
KVF750 Brute Force 4X4(LF)	05-11	<b>32-2026</b>	FA165X	—	—
KVF750 Brute Force 4X4(RF)	05-11	<b>32-2027</b>	FA135X	—	—

KAWASAKI® DUAL SPORT/OFFROAD APPLICATION					
YEAR	FRONT STD	EBC REF	REAR STD	EBC REF	
KX60A1/A2/B1~B19	83-03	—	715	—	715
KX65A1/A2/A3/A4/A5	00-05	—	FA302X	<b>32-2085</b>	FA54X
KD80N1/N2/N3	88-90	—	FA83X	—	603
KDX80C1~C5	84-88	—	714	—	715
KX80E 1	1983	—	714	—	715
KX80E2/E3/G1/G2	84-87	—	FA83X	—	715
KX80J2	1987	—	FA83X	—	715
KX80L1/L2/L3	88-90	—	FA83X	<b>32-2141</b>	FA84X
KX80N1/N2/N3	88-90	—	FA83X	<b>32-2141</b>	FA84X
KX80R1~R6	91-96	—	FA83X	<b>32-2141</b>	FA84X
KX80R7/W1/W2/W3	97-00	—	FA258X	<b>32-2141</b>	FA84X
KX85A1/A2/A3/A4	01-11	—	FA258X	<b>32-2141</b>	FA84X
KX100B5/B6	95-96	—	FA83X	<b>32-2141</b>	FA84X
KX100B7/C1/C2/C3	97-00	—	FA258X	<b>32-2141</b>	FA84X
KX100D1~D9	01-09	—	FA258X	<b>32-2141</b>	FA84X
KLX110A1~DAF/DBF	02-11	—	715	—	603
KLX125L B1~B6F	03-06	—	FA230X	—	604
KX125B1	1982	—	FA83X	—	602A
KX125B2/C1/D1	83-85	<b>32-2096</b>	FA67X	—	702
KX125E1	1986	<b>32-2096</b>	FA67X	<b>32-2096</b>	FA67X
KX125E2/F1	87-88	<b>32-2022</b>	FA130R	<b>32-2096</b>	FA67X
KX125G1/H1~J2	89-93	<b>32-2027</b>	FA135X	<b>32-2038</b>	FA152X
KX125K1	1994	<b>32-2292</b>	FA185X	<b>32-2038</b>	FA152X
KX125K2-K5/L1~L4	95-02	<b>32-2292</b>	FA185X	<b>32-2023</b>	FA131X
KX125M1~M3	03-05	<b>32-2292</b>	FA185X	—	FA367X
KDX140 A/B (all)	08-11	<b>32-2027</b>	FA135X	<b>32-2141</b>	FA84X
KDX200C1/C2/C3	86-88	<b>32-2096</b>	FA67X	—	702
KDX200E1/E2/E3/E4	89-92	<b>32-2096</b>	FA67X	<b>32-2038</b>	FA152X
KDX200E5/E6	93-94	<b>32-2027</b>	FA135X	<b>32-2038</b>	FA152X
KDX200H1~H10	95-06	<b>32-2292</b>	FA185X	<b>32-2038</b>	FA152X
KDX220A4~A12	97-05	<b>32-2292</b>	FA185X	<b>32-2038</b>	FA152X
KDX220D1-D4	91-94	<b>32-2027</b>	FA135X	—	—
KDX250A1/B1/B2	80-82	—	705	—	605
KDX250B3/B4	83-84	—	705	—	602A
KDX250D1/D2/D3/D4	91-94	—	FA135X	<b>32-2038</b>	FA152X
KL250A1/A1A/A2	78-79	—	705	—	605
KL250D2~D21 KLR	85-05	<b>32-2096</b>	FA67X	—	703
KL250G Super Sherpa	00-04	—	FA258X	<b>32-2096</b>	FA67X
KLX250R D2/D3/D4	94-96	<b>32-2292</b>	FA185X	<b>32-2038</b>	FA152X
KLX250S H6F/H7F	06-07	<b>32-2292</b>	FA185X	<b>32-2023</b>	FA131X
KLX250S T9F/TAF	09-10	—	FA135X	<b>32-2023</b>	FA131X
KLX250SF Supermotard	09-10	—	FA135X	<b>32-2023</b>	FA131X
KLX250T KLX250S Dual sport	09-13	<b>32-2027</b>	FA135X	—	—
KLX250W KLX250SF Supermoto	09-10	<b>32-2027</b>	FA135X	—	—
KX250A6/A7	80-81	<b>32-2204</b>	705	—	605
KX250B1	1982	—	FA83X	—	602A
KX250C1/C2/D1	83-85	<b>32-2096</b>	FA67X	—	602A
KX250D2	1986	<b>32-2096</b>	FA67X	<b>32-2096</b>	FA67X
KX250E1/F1	87-88	<b>32-2022</b>	FA130R	<b>32-2096</b>	FA67X
KX250F 4-Stroke	04-13	<b>32-2292</b>	FA185X	<b>32-2035</b>	FA367X

KAWASAKI® DUAL SPORT/OFFROAD APPLICATION					
YEAR	FRONT STD	EBC REF	REAR STD	EBC REF	
KX250G/H/J	89-93	<b>32-2027</b>	FA135X	<b>32-2038</b>	FA152X
KX250K1	1994	<b>32-2292</b>	FA185X	<b>32-2038</b>	FA152X
KX250K2/K3/K4/K5	95-98	<b>32-2292</b>	FA185X	<b>32-2023</b>	FA131X
KX250H/L/M (all)	99-05	<b>32-2292</b>	FA185X	<b>32-2023</b>	FA131X
KX250RF6/RF7 2-stroke	06-07	<b>32-2292</b>	FA185X	<b>32-2023</b>	FA131X
KX250F N/T/W 4-stroke	04-11	<b>32-2292</b>	FA185X	—	FA367X
KLX300A2~A9	97-07	<b>32-2292</b>	FA185X	<b>32-2023</b>	FA131X
KDX400A1/A2	79-80	<b>32-2204</b>	705	—	605
KLX400SR A1 Dual Sport	03-04	<b>32-2292</b>	FA185X	<b>32-2023</b>	FA131X
KLX400R B1/B2 Offroad	03-04	<b>32-2292</b>	FA185X	<b>32-2023</b>	FA131X
KDX420B1	1981	<b>32-2204</b>	705	—	605
KX420A1/A2	80-81	<b>32-2204</b>	705	—	605
KDX450A1	1982	<b>32-2204</b>	705	—	605
KX450F 4-Stroke	06-13	<b>32-2292</b>	FA185X	<b>32-2035</b>	FA367X
KLX450R	08-12	<b>32-2292</b>	FA185X	<b>32-2305</b>	FA367X
KX500A1/A2/B1	83-85	<b>32-2096</b>	FA67X	—	602A
KX500B2	1986	<b>32-2096</b>	FA67X	<b>32-2096</b>	FA67X
KX500C1/D1	87-88	<b>32-2022</b>	FA130R	<b>32-2096</b>	FA67X
KX500E1~E5	89-93	<b>32-2027</b>	FA135X	<b>32-2038</b>	FA152X
KX500E6/E7	94-95	<b>32-2292</b>	FA185X	<b>32-2038</b>	FA152X
KX500E8~E16	96-04	<b>32-2292</b>	FA185X	<b>32-2023</b>	FA131X
KL600A1/B1/B2 "KLR"	84-86	<b>32-2096</b>	FA67X	—	602A
KL650A1~A18 "KLR"	87-07	<b>32-2022</b>	FA130R	<b>32-2096</b>	FA67X
KL650B2/B3 Tengai	90-91	<b>32-2020</b>	FA129	<b>32-2096</b>	FA67X
KLX650A1/A2/A3	93-95	<b>32-2292</b>	FA185X	<b>32-2038</b>	FA152X
KLX650C1~C4 Dual Sport	93-96	<b>32-2292</b>	FA185X	<b>32-2038</b>	FA152X
KLX650D1 Offroad	1996	<b>32-2292</b>	FA185X	<b>32-2023</b>	FA131X
KL650B2/B3 Tengai	90-91	<b>32-2020</b>	FA129	<b>32-2096</b>	FA67X
KLX650R A1/A2/A3	93-95	<b>32-2292</b>	FA185X	<b>32-2038</b>	FA152X
KLX650R D1 Offroad	1996	<b>32-2292</b>	FA185X	<b>32-2023</b>	FA131X

KAWASAKI® SIDE BY SIDE APPLICATION					
YEAR	FRONT STD	EBC REF	REAR STD	EBC REF	
KAF300A1/B1/B2 Mule 500	92-95	—	—	<b>32-2138</b>	718
KAF300C1-C7 Mule 550	—	—	—	<b>32-2138</b>	718
KAF300D1/D2 Mule 520	—	—	—	<b>32-2138</b>	718
KAF400A Mule 610 4X4	06-10	<b>32-2138</b>	718	<b>32-2138</b>	718
KAF400A Mule 610 4X4	11-13	<b>32-2138</b>	718	<b>32-2139</b>	719
KAF400A1 Mule 610 4X4	2005	<b>32-2138</b>	718	<b>32-2138</b>	718
KAF400B1 Mule 600	2005	<b>32-2138</b>	718	<b>32-2138</b>	718
KAF400B Mule 600	06-13	<b>32-2138</b>	718	<b>32-2138</b>	718
KAF400C1 Mule 610 4X4	2005	<b>32-2138</b>	718	<b>32-2138</b>	718
KAF400C Mule 610 4X4	06-09	<b>32-2138</b>	718	<b>32-2138</b>	718
KAF400D/E Mule 610 4X4	10-13	<b>32-2138</b>	718	<b>32-2139</b>	719
KAF450B1 Mule 1000	—	<b>32-2139</b>	719	<b>32-2140</b>	720
KAF540C1 Mule 2010	—	<b>32-2139</b>	719	<b>32-2140</b>	720
KAF540D1 Mule 2020	—	<b>32-2139</b>	719	<b>32-2140</b>	720
KAF540E1 Mule 2030	—	<b>32-2139</b>	719	<b>32-2140</b>	720
KAF620A Mule 2510	—	<b>32-2139</b>	719	<b>32-2140</b>	720
KAF620B Mule 2520	—	<b>32-2139</b>	719	<b>32-2140</b>	720
KAF620C Mule 2500	—	<b>32-2139</b>	719	<b>32-2140</b>	720
KAF620E1-E5 Mule 3010	—	<b>32-2140</b>	720	<b>32-2139</b>	719
KAF620F1-F3 Mule 3020	—	<b>32-2140</b>	720	<b>32-2139</b>	719
KAF620G1-G5 Mule 3000	—	<b>32-2140</b>	720	<b>32-2139</b>	719
KAF620H1-H3 Mule 3010 4X4	03-05	<b>32-2139</b>	719	<b>32-2140</b>	720
KAF620J Mule 3010 Trans 4X4	2005	<b>32-2139</b>	719	<b>32-2140</b>	720
KAF620K Mule 3010 Trans 4X4	05-07	<b>32-2139</b>	719	<b>32-2140</b>	720
KAF620M Mule 4010 4X4	09-12	<b>32-2139</b>	719	<b>32-2140</b>	720
KAF620N Mule 4010 4X4	2009	<b>32-2139</b>	719	<b>32-2140</b>	720
KAF620P Mule 4000	09-10	<b>32-2139</b>	719	<b>32-2140</b>	720
KAF620RS Mule 4010 Trans 4X4	09-12	<b>32-2139</b>	719	<b>32-2140</b>	720
KRF750 Teryx (All) - LF	08-13	<b>32-2026</b>	FA165X	—	—
KRF750 Teryx (All) - RF	08-13	<b>32-2027</b>	FA135X	—	—
KAF950A1-A2 Mule 2510 Diesel	—	<b>32-2139</b>	719	<b>32-2140</b>	720
KAF950B1-B3 Mule 3010 Diesel	03-05	<b>32-2139</b>	719	<b>32-2140</b>	720
KAF950D Mule 3010 Diesel 4X4	2008	<b>32-2139</b>	719	<b>32-2140</b>	720
KAF950E Mule 3010 Trans 4X4 Diesel	2008	<b>32-2139</b>	719	<b>32-2140</b>	720
KAF950F Mule 4010 Diesel 4X4	09-12	<b>32-2139</b>	719	<b>32-2140</b>	720
KAF950G Mule 4010 Trans 4X4 Diesel	09-12	<b>32-2139</b>	719	<b>32-2140</b>	720

EQUIPMENT & TOOLS

KTM® APPLICATION	YEAR	FRONT STD	FRONT HH	REAR STD	REAR HH
SMC 625	2005	<b>32-3021</b>	—	—	—
Duke II 640	01-02	<b>32-3021</b>	—	—	—
640 Duke	03-05	<b>32-3021</b>	—	—	—
SMC 640 LC4	2005	<b>32-3021</b>	—	—	—
SMC 660	2005	<b>32-3021</b>	—	—	—
690 Duke	08-11	—	—	<b>32-2328</b>	—
690 Supermoto	02-08	<b>32-3021</b>	—	—	—
990 Super Duke	05-11	—	—	<b>32-2328</b>	—
990 Super Duke R	07-11	—	—	<b>32-2328</b>	—
990 SM-R	09-11	—	<b>32-7719</b>	—	—
1190 Adventure	2013	<b>32-3021</b>	—	—	—
1190 RC8/R	08-12	—	<b>32-7719</b>	—	—

HARD PARTS

MV AGUSTA® APPLICATION	YEAR	FRONT STD	FRONT HH	REAR STD	REAR HH
Brutale 675	2012	<b>32-3021</b>	—	—	—
F3 675	2012	<b>32-3021</b>	—	—	—
Brutale 989R	08-09	<b>32-3021</b>	—	—	—
Brutale 990R	10-11	<b>32-3021</b>	—	—	—
F4/R/RR 998	10-12	—	<b>32-7719</b>	—	—
Brutale 1078RR	08-09	—	<b>32-7719</b>	—	—
F4 RR 1078	08-09	—	<b>32-7719</b>	—	—
Brutale 1090R/RR	10-12	—	<b>32-7719</b>	—	—

CARB & FUEL

POLARIS® ATV APPLICATION	YEAR	FRONT STD	EBC REF	REAR STD	EBC REF
Scrambler (3 wheeler)	85-86	<b>32-2179</b>	503	—	FA40X
250 2x4 & 4x4	1990	<b>32-8242</b>	FA159X	<b>32-2015</b>	FA232X
250 2x4 & 4 x4	1993	<b>32-8242</b>	FA159X	<b>32-2015</b>	FA232X
Cyclone 250X	1987	<b>32-2179</b>	503	—	FA40X
Big Boss 250 4x6	89-90	<b>32-8242</b>	FA159X	<b>32-2015</b>	FA232X
Big Boss w/Middle Axle Brake		<b>32-8242</b>	FA159X	—	—
Big Boss 250 4x6	91-92	<b>32-8242</b>	FA159X	<b>32-2015</b>	FA232X
Big Boss w/Middle Axle Brake		<b>32-8242</b>	FA159X	—	—
Big Boss 250 6x6	91-93	<b>32-8242</b>	FA159X	<b>32-2015</b>	FA232X
Big Boss w/Middle Axle Brake		<b>32-8242</b>	FA159X	—	—
Trail Blazer 250	90-93	<b>32-8242</b>	FA159X	<b>32-2015</b>	FA232X
Trail Blazer 250	94-98	<b>32-8242</b>	FA159X	<b>32-2015</b>	FA232X
Trail Blazer 250	99-00	<b>32-8242</b>	FA159X	<b>32-2011</b>	FA270R
Trail Blazer 250 Freedom	01-04	<b>32-8242</b>	FA159X	<b>32-2011</b>	FA270R
Trail Boss 2x4	85-87	<b>32-2179</b>	503	—	FA40X
Trail Boss	88-90	<b>32-8242</b>	FA159X	<b>32-2015</b>	FA232X
Trail Boss 250	91-99	<b>32-8242</b>	FA159X	<b>32-2015</b>	FA232X
Trail Boss 4x4	1987	<b>32-2085</b>	FA54X	<b>32-2015</b>	FA232X
Trail Boss 2x4/4x4	88-89	<b>32-8242</b>	FA159X	<b>32-2015</b>	FA232X
Trail Boss 250 2x4	91-92	<b>32-8242</b>	FA159X	<b>32-2015</b>	FA232X
Xplorer 250 4x4	2000	<b>32-8242</b>	FA159X	<b>32-2011</b>	FA270R
300 2x4 & 4x4	94-95	<b>32-8242</b>	FA159X	<b>32-2015</b>	FA232X
Big Boss 300 6x6	1994	<b>32-8242</b>	FA159X	<b>32-2015</b>	FA232X
Big Boss w/Middle Axle Brake		<b>32-8242</b>	FA159X	—	—
Xplorer 300 4x4	96-00	<b>32-8242</b>	FA159X	<b>32-2015</b>	FA232X
Xpress 300/400L	96-97	<b>32-8242</b>	FA159X	<b>32-2015</b>	FA232X
Xpress 300 2x4	98-00	<b>32-8242</b>	FA159X	<b>32-2015</b>	FA232X
Magnum 325 4x4 & 2x4	2000	<b>32-8242</b>	FA159X	<b>32-2011</b>	FA270R
Magnum 325 4x4/2x4	2001	<b>32-8242</b>	FA159X	<b>32-2011</b>	FA270R
Magnum 325 2x4 HDS	2002	<b>32-8242</b>	FA159X	—	FA314R
Magnum 325 4x4 HDS	2002	<b>32-8242</b>	FA159X	—	FA314R
Trail Boss 325	00-02	<b>32-8242</b>	FA159X	<b>32-2011</b>	FA270R
Xpedition 325	2000	<b>32-8242</b>	FA159X	<b>32-2011</b>	FA270R
Xpedition 325	2002	<b>32-8242</b>	FA159X	—	FA314R
ATP 330 4x4	2004	<b>32-8242</b>	FA159X	<b>32-8242</b>	FA159X
Magnum 330 2x4 HDS	2003	<b>32-8242</b>	FA159X	—	FA314R
Magnum 330 4x4 HDS	2003	<b>32-8242</b>	FA159X	—	FA314R
Trail Boss 330	03-04	<b>32-8242</b>	FA159X	<b>32-2011</b>	FA270R
Sportsman 335 4x4	99-00	<b>32-8242</b>	FA159X	<b>32-2011</b>	FA270R
Sportsman/Worker 335 4x4	99-00	<b>32-8242</b>	FA159X	<b>32-2011</b>	FA270R
350 L 2x4	1990	<b>32-8242</b>	FA159X	<b>32-2015</b>	FA232X
350 L 4x4	1990	<b>32-8242</b>	FA159X	<b>32-2015</b>	FA232X
350 L 4x4	1993	<b>32-8242</b>	FA159X	<b>32-2015</b>	FA232X

IGNITION/ELECTRICAL

CONTROL

SUSPENSION

ACCESSORIES

MARINE

POLARIS® ATV APPLICATION	YEAR	FRONT STD	EBC REF	REAR STD	EBC REF
Big Boss 350 L	1993	<b>32-8242</b>	FA159X	<b>32-2015</b>	FA232X
Big Boss w/Middle Axle Brake		<b>32-8242</b>	FA159X	—	—
Sportsman 350 4x4	1993	<b>32-8242</b>	FA159X	<b>32-2015</b>	FA232X
Trail Boss 350L 2x4	91-93	<b>32-8242</b>	FA159X	<b>32-2015</b>	FA232X
Trail Boss 350L 4x4	1991	<b>32-8242</b>	FA159X	<b>32-2015</b>	FA232X
400 L 2x4	94-95	<b>32-8242</b>	FA159X	<b>32-2015</b>	FA232X
400 L 4x4	1994	<b>32-8242</b>	FA159X	<b>32-2015</b>	FA232X
Big Boss 400 L 6x6	94-97	<b>32-8242</b>	FA159X	<b>32-2015</b>	FA232X
Big Boss w/Middle Axle Brake		<b>32-8242</b>	FA159X	—	—
Scrambler 400 L 4x4	95-97	<b>32-8242</b>	FA159X	<b>32-2015</b>	FA232X
Scrambler 400 (2x4/4x4)	2000	<b>32-8242</b>	FA159X	<b>32-2011</b>	FA270R
Scrambler 400 4x4	98-02	<b>32-8242</b>	FA159X	<b>32-2011</b>	FA270R
Scrambler 400 2x4	2002	<b>32-8242</b>	FA159X	<b>32-2011</b>	FA270R
Sport 400 L	94-98	<b>32-8242</b>	FA159X	<b>32-2015</b>	FA232X
Sport 400	99-00	<b>32-8242</b>	FA159X	<b>32-2011</b>	FA270R
Sportsman 400L 4x4	94-97	<b>32-8242</b>	FA159X	<b>32-2015</b>	FA232X
Sportsman 400	01-02	<b>32-8242</b>	FA159X	<b>32-2011</b>	FA270R
Sportsman 400	03-04	<b>32-8242</b>	FA159X	—	FA314R
Trail Blazer 400	2003	<b>32-8242</b>	FA159X	<b>32-2011</b>	FA270R
Xplorer 400 L 4x4	95-98	<b>32-8242</b>	FA159X	<b>32-2015</b>	FA232X
Xplorer 400 L 4x4	99-00	<b>32-8242</b>	FA159X	<b>32-2011</b>	FA270R
Xplorer 4x4 400	01-02	<b>32-8242</b>	FA159X	<b>32-2011</b>	FA270R
Xplorer 400	01-02	<b>32-8242</b>	FA159X	<b>32-2011</b>	FA270R
Magnum 425 2x4	95-98	<b>32-8242</b>	FA159X	<b>32-2015</b>	FA232X
Magnum 425 4x4	95-98	<b>32-8242</b>	FA159X	<b>32-2015</b>	FA232X
Magnum 425 6x6	1996	<b>32-8242</b>	FA159X	<b>32-2015</b>	FA232X
Magnum w/Middle Axle Brake		—	FA273R	—	—
Magnum 425 6x6	1997	<b>32-8242</b>	FA159X	<b>32-2015</b>	FA232X
Middle Axle		<b>32-8242</b>	FA159X	—	—
Xpedition 425 (4x4)	2000	<b>32-8242</b>	FA159X	<b>32-2011</b>	FA270R
Diesel 455cc 4x4 EBS	99-00	<b>32-8242</b>	FA159X	<b>32-2011</b>	FA270R
Diesel 455cc	2001	<b>32-8242</b>	FA159X	<b>32-2011</b>	FA270R
ATP 500 HO 4x4	2004	<b>32-8242</b>	FA159X	<b>32-8242</b>	FA159X
ATV 500 Pro 4x4 PPS	2002	<b>32-8242</b>	FA159X	<b>32-8242</b>	FA159X
Big Boss 500 6x6	98-99	<b>32-8242</b>	FA159X	<b>32-2015</b>	FA232X
Big Boss w/Middle Axle Brake		<b>32-8242</b>	FA159X	—	—
Magnum 500 4x4	99-00	<b>32-8242</b>	FA159X	<b>32-2011</b>	FA270R
Magnum 500	2001	<b>32-8242</b>	FA159X	<b>32-2011</b>	FA270R
Magnum 500 2x4/4X4 HDS	2002	<b>32-8242</b>	FA159X	—	FA314R
Magnum 500 4x4 HDS	02-03	<b>32-8242</b>	FA159X	—	FA314R
Predator 500	03-04	<b>32-8242</b>	FA159X	<b>32-8242</b>	FA159X
Scrambler 500 4x4	1997	<b>32-8242</b>	FA159X	<b>32-2015</b>	FA232X
Scrambler 500 4x4	98-04	<b>32-8242</b>	FA159X	<b>32-2011</b>	FA270R
Scrambler 500 2x4/4x4	01-02	<b>32-8242</b>	FA159X	<b>32-2011</b>	FA270R
Sportsman 500 4x4	96-97	<b>32-8242</b>	FA159X	<b>32-2015</b>	FA232X
Sportsman/Worker 500	98-02	<b>32-8242</b>	FA159X	<b>32-2011</b>	FA270R
4x4 EBS /500 RSE					
Sportsman 500 HO	03-04	<b>32-8242</b>	FA159X	—	FA314R
Sportsman 6x6 (500)	00-01	<b>32-8242</b>	FA159X	—	FA313R
Sportsman 6x6	02-04	<b>32-8242</b>	FA159X	—	FA313R
Xplorer 500 4x4	1997	<b>32-8242</b>	FA159X	<b>32-2015</b>	FA232X
Sportsman 600 4x4	03-04	<b>32-8242</b>	FA159X	—	FA314R
Sportsman 700 4x4	02-04	<b>32-8242</b>	FA159X	—	FA314R
PTV Personal Task 6x6	2003	<b>32-8242</b>	FA159X	—	FA313R

POLARIS® SIDE BY SIDE APPLICATION	YEAR	FRONT STD	EBC REF	REAR STD	EBC REF
PPS/UTV 2X4 Series 10	2010	<b>32-2024</b>	FA354R	<b>32-2024</b>	FA354R
PPS/UTV 4X6 Series 10	2010	<b>32-2024</b>	FA354R	<b>32-2024</b>	FA354R
PPS/Series 11 UTV/1500 2X4	2011	<b>32-2024</b>	FA354R	<b>32-2024</b>	FA354R
Ranger EV (Electric)	10-13	<b>32-2031</b>	FA452R	<b>32-2024</b>	FA354R
Ranger Series 10/11	10-11	<b>32-2024</b>	FA354R	<b>32-2024</b>	FA354R
Ranger 2x4/4x4	04-05	<b>32-2024</b>	FA354R	<b>32-2024</b>	FA354R
Ranger 6x6	04-05	<b>32-2024</b>	FA354R	<b>32-2024</b>	FA354R
Ranger TM	04-06	<b>32-2024</b>	FA354R	<b>32-2024</b>	FA354R
Ranger XP	2005	<b>32-2024</b>	FA354R	<b>32-2024</b>	FA354R
Ranger 400 (All)	10-13	<b>32-2024</b>	FA354R	<b>32-2024</b>	FA354R
Ranger 500 2x4/4x4	06-07	<b>32-2024</b>	FA354R	<b>32-2024</b>	FA354R
Ranger 500 2x4 (Carb)	08-09	<b>32-2031</b>	FA452R	<b>32-2024</b>	FA354R
Ranger 500 4x4	08-10	<b>32-2031</b>	FA452R	<b>32-2024</b>	FA354R
Ranger 500 4x4	11-13	—	—	<b>32-2024</b>	FA354R

POLARIS® SIDE BY SIDE APPLICATION					
YEAR	FRONT STD	EBC REF	REAR STD	EBC REF	
Ranger 500 4x4 HO	09-11	<b>32-2031</b>	FA452R	<b>32-2024</b>	FA354R
Ranger 500 Sportsman Touring	11-13	—	—	<b>32-2024</b>	FA354R
Ranger 500 Crew	11-13	<b>32-2031</b>	FA452R	<b>32-2024</b>	FA354R
Ranger 6x6 EFI 700	06-09	<b>32-2024</b>	FA354R	<b>32-2024</b>	FA354R
Ranger XP 700 4X4	2007	<b>32-2024</b>	FA354R	<b>32-2024</b>	FA354R
Ranger 700 6x4 EFI	2008	<b>32-2031</b>	FA452R	<b>32-2024</b>	FA354R
Ranger 700 4x4 EFI	2009	<b>32-2031</b>	FA452R	<b>32-2024</b>	FA354R
Ranger 800	10-13	<b>32-2031</b>	FA452R	<b>32-2024</b>	FA354R
Ranger 800 XP	10-12	<b>32-2031</b>	FA452R	<b>32-2024</b>	FA354R
Ranger 800 Mid-size	2013	<b>32-2024</b>	FA354R	<b>32-2024</b>	FA354R
Ranger 800 RZR-4	10-13	<b>32-2031</b>	FA452R	<b>32-2024</b>	FA354R
Ranger 900D Diesel	11-12	<b>32-2031</b>	FA452R	<b>32-2024</b>	FA354R
Ranger RZR XP 900 (All)	11-13	<b>32-2031</b>	FA452R	<b>32-2024</b>	FA354R

SUZUKI® STREET APPLICATION					
YEAR	FRONT STD	FRONT HH	REAR STD	REAR HH	
GN250J	1988	<b>32-2080</b>	—	—	—
GS250T	80-81	<b>32-2080</b>	—	—	—
TU250X	09-13	<b>32-3056</b>	<b>32-8228</b>	—	—
GN400T	80-82	<b>32-2080</b>	—	—	—
GSF400 Bandit	91-93	<b>32-2020</b>	—	<b>32-2091</b>	<b>32-8169</b>
GS450 Twins, All	80-88	<b>32-2080</b>	—	—	—
GS500E	89-95	<b>32-2020</b>	—	<b>32-2091</b>	<b>32-8169</b>
GS500E/F	96-10	<b>32-2654</b>	<b>32-8230</b>	<b>32-2091</b>	<b>32-8169</b>
GS550C/N (8 Valve)	77-79	—	—	<b>32-2067</b>	—
GS550E (16 Valve)	83-86	<b>32-2091</b>	<b>32-8169</b>	<b>32-2091</b>	<b>32-8169</b>
GS550ET	1980	<b>32-2094</b>	—	<b>32-2067</b>	—
GS550LZ	1982	<b>32-2094</b>	—	—	—
GS550LD	83-86	<b>32-2091</b>	<b>32-8169</b>	—	—
GS550MZ /TX	81-82	<b>32-2094</b>	—	<b>32-2067</b>	—
GSF600S Bandit	96-99	<b>32-2030</b>	<b>32-8185</b>	<b>32-2091</b>	<b>32-8169</b>
GSF600S Bandit (LF)	00-03	<b>32-3056</b>	<b>32-8228</b>	<b>32-2091</b>	<b>32-8169</b>
GSF600S Bandit (RF)	00-03	<b>32-2654</b>	<b>32-8230</b>	<b>32-2091</b>	<b>32-8169</b>
GSX600F Katana	88-97	—	—	<b>32-2091</b>	<b>32-8169</b>
GSX600F Katana (LF)	98-06	<b>32-3056</b>	<b>32-8228</b>	<b>32-2091</b>	<b>32-8169</b>
GSX600F Katana (RF)	98-06	<b>32-2654</b>	<b>32-8230</b>	<b>32-2091</b>	<b>32-8169</b>
GSX-R600	11-12	—	<b>32-7719</b>	—	<b>32-8240</b>
GSX-R600W	92-93	<b>32-2032</b>	—	<b>32-2091</b>	<b>32-8169</b>
GSX-R600V	97-03	<b>32-2045</b>	<b>32-8186</b>	<b>32-2091</b>	<b>32-8169</b>
GSX-R600F	04-05	—	<b>32-7725</b>	—	<b>32-7722</b>
GSX-R600F(Tokico radial)	06-10	—	<b>32-7725</b>	—	—
RF600R	94-97	<b>32-2030</b>	<b>32-8185</b>	<b>32-2091</b>	<b>32-8169</b>
DL650 V-Strom (LF)	04-11	<b>32-3056</b>	<b>32-8228</b>	<b>32-2055</b>	<b>32-8197</b>
DL650 V-Strom (RF)	04-11	<b>32-2654</b>	<b>32-8230</b>	<b>32-2055</b>	<b>32-8197</b>
GR650D Tempter	1983	<b>32-2094</b>	—	—	—
GS650EX/EZ	81-82	<b>32-2094</b>	—	<b>32-2067</b>	—
GS650G/GL (all)	81-83	<b>32-2094</b>	—	<b>32-2067</b>	—
GS650M Katana	1983	<b>32-2094</b>	—	<b>32-2067</b>	—
SV650 ALL (LF)	99-07	<b>32-3056</b>	<b>32-8228</b>	<b>32-2091</b>	<b>32-8169</b>
SV650 ALL (RF)	99-07	<b>32-2654</b>	<b>32-8230</b>	<b>32-2091</b>	<b>32-8169</b>
SFV650 Gladius (LT)	09-13	<b>32-3056</b>	<b>32-8228</b>	—	—
SFV650 Gladius (RT)	09-13	<b>32-2654</b>	<b>32-8230</b>	—	—
XN85 Turbo	1983	<b>32-2094</b>	—	<b>32-2067</b>	—
GS700E	1985	<b>32-2080</b>	—	<b>32-2067</b>	—
GV700GLF/GLF2	1985	<b>32-2080</b>	—	—	—
VS700G Intruder	86-87	<b>32-2007</b>	<b>32-8268</b>	—	—
GS750E (16-valve)	80-83	<b>32-2080</b>	—	<b>32-2067</b>	—
GS750LN (8-valve)	1979	—	—	<b>32-2067</b>	—
GS750LT (16-valve)	80-81	<b>32-2080</b>	—	<b>32-2067</b>	—
GS750SD	1983	<b>32-2094</b>	—	<b>32-2067</b>	—
GS750T	82-83	<b>32-2080</b>	—	—	—
GSX750F Katana	89-97	—	—	<b>32-2091</b>	<b>32-8169</b>
GSX750F Katana (LF)	98-06	<b>32-3056</b>	<b>32-8228</b>	<b>32-2091</b>	<b>32-8169</b>
GSX750F Katana (RF)	98-06	<b>32-2654</b>	<b>32-8230</b>	<b>32-2091</b>	<b>32-8169</b>
GSX-R750 RG/G/H	86-87	<b>32-2007</b>	<b>32-8268</b>	<b>32-2091</b>	<b>32-8169</b>
GSX-R750 J~WP	88-93	<b>32-2032</b>	—	<b>32-2091</b>	<b>32-8169</b>
GSX-R750 WR/WS~X	94-99	<b>32-2294</b>	<b>32-8199</b>	<b>32-2091</b>	<b>32-8169</b>
GSX-R750 Y/K1~K3	00-03	<b>32-2045</b>	<b>32-8186</b>	<b>32-2091</b>	<b>32-8169</b>
GSX-R750 (Tokico radial)	04-05	—	<b>32-7725</b>	—	<b>32-7722</b>
GSX-R750 (Tokico radial)	06-10	—	<b>32-7725</b>	—	—
GSX-R750	11-12	—	<b>32-7719</b>	—	—

SUZUKI® STREET APPLICATION					
YEAR	FRONT STD	FRONT HH	REAR STD	REAR HH	
VS750GL Intruder	88-91	<b>32-2007</b>	<b>32-8268</b>	—	—
VL800 Boulevard	05-07	<b>32-2654</b>	<b>32-8230</b>	—	—
VS800GL Intruder	92-04	<b>32-2007</b>	<b>32-8268</b>	—	—
VS800 Boulevard	05-09	<b>32-2654</b>	<b>32-8230</b>	—	—
VL800 Volusia	01-04	<b>32-2654</b>	<b>32-8230</b>	—	—
VL800T C50T Boulevard Touring	05-13	<b>32-2654</b>	<b>32-8230</b>	—	—
VX800	90-93	<b>32-2020</b>	—	—	—
VZ800 Marauder	97-07	<b>32-2654</b>	<b>32-8230</b>	—	—
VZ800 M50- Boulevard	05-10	<b>32-2654</b>	<b>32-8230</b>	—	—
GS850G (all)	80-83	<b>32-2080</b>	—	<b>32-2067</b>	—
RF900R RR/RS/RS2	94-95	<b>32-2032</b>	<b>32-8256</b>	—	—
RF900R RT/RV/RW	96-98	<b>32-2032</b>	<b>32-8256</b>	<b>32-2067</b>	<b>32-8169</b>
DL1000 V-Strom (LF)	02-07	<b>32-3056</b>	<b>32-8228</b>	<b>32-2055</b>	<b>32-8197</b>
DL1000 V-Strom (RF)	02-07	<b>32-2654</b>	<b>32-8230</b>	<b>32-2055</b>	<b>32-8197</b>
GS1000C/N	78-79	—	—	<b>32-2067</b>	—
GS1000ET/ST/SZ	1980	<b>32-2094</b>	—	<b>32-2067</b>	—
GS1000LN/SN	1979	—	—	<b>32-2067</b>	—
GS1000SZ Katana	1982	<b>32-2094</b>	—	<b>32-2067</b>	—
GS1000G	80-81	<b>32-2080</b>	—	<b>32-2067</b>	—
GSX-R1000K1/K2	01-02	<b>32-2294</b>	<b>32-8199</b>	—	<b>32-7722</b>
GSX-R1000K3	2003	—	<b>32-8238</b>	—	<b>32-7722</b>
GSX-R1000 (Tokico radial)	04-06	—	<b>32-7725</b>	—	<b>32-7722</b>
GSX-R1000 (Tokico radial)	07-08	—	<b>32-7725</b>	—	—
GSX-R1000	09-11	—	<b>32-7725</b>	—	<b>32-8240</b>
GSX-R1000	2012	—	<b>32-7719</b>	—	<b>32-8240</b>
SV1000S	03-07	<b>32-2045</b>	<b>32-8186</b>	<b>32-2055</b>	<b>32-8197</b>
TL1000S SV~SK1	97-01	<b>32-2045</b>	<b>32-8186</b>	<b>32-2091</b>	<b>32-8169</b>
TL1000R RW~RK3	98-03	<b>32-2294</b>	<b>32-8199</b>	<b>32-2091</b>	<b>32-8169</b>
GS1100E	80-83	<b>32-2094</b>	—	<b>32-2067</b>	—
GS1100G	82-83	<b>32-2080</b>	—	<b>32-2067</b>	—
GS1100LT	1980	<b>32-2094</b>	—	<b>32-2067</b>	—
GS1100SD Katana	1983	<b>32-2094</b>	—	<b>32-2067</b>	—
GSX1100F Katana	88-93	—	—	<b>32-2007</b>	<b>32-8268</b>
GSX1100G Shaft Drive	91-93	<b>32-2020</b>	—	—	—
GSX-R1100G	86-88	<b>32-2007</b>	<b>32-8268</b>	<b>32-2091</b>	<b>32-8169</b>
GSX-R1100K	89-92	<b>32-2032</b>	<b>32-8256</b>	<b>32-2091</b>	<b>32-8169</b>
GSX-R1100W	93-98	<b>32-2294</b>	<b>32-8199</b>	<b>32-2091</b>	<b>32-8169</b>
GS1150ES (all)	83-86	<b>32-2007</b>	<b>32-8268</b>	<b>32-2007</b>	<b>32-8268</b>
GSF1200S	97-99	<b>32-2032</b>	<b>32-8256</b>	<b>32-2091</b>	<b>32-8169</b>
GSF1200 Bandit	01-05	<b>32-2294</b>	<b>32-8199</b>	<b>32-2091</b>	<b>32-8169</b>
GSF1250 Bandit	07-11	<b>32-2045</b>	<b>32-8186</b>	<b>32-2055</b>	<b>32-8197</b>
GV1200GLF Madura	85-86	<b>32-2080</b>	—	<b>32-2067</b>	—
GSX1300R Hayabusa	08-12	—	<b>32-7725</b>	—	—
GSX1300R Hayabusa	99-07	<b>32-2294</b>	<b>32-8199</b>	<b>32-2091</b>	<b>32-8169</b>
GV1400GD	1986	<b>32-2007</b>	<b>32-8268</b>	<b>32-2007</b>	<b>32-8268</b>
VS1400GLP Intruder	87-03	<b>32-2007</b>	<b>32-8268</b>	<b>32-2007</b>	<b>32-8268</b>
VL1500W Intruder LC	98-01	<b>32-2007</b>	<b>32-8268</b>	<b>32-2007</b>	<b>32-8268</b>
VL1500K Intruder (LH)	02-04	<b>32-3056</b>	<b>32-8228</b>	—	—
VL1500K Intruder (RH)	02-04	—	<b>32-8230</b>	—	—
VL1500BK C90 Blvd (LH)	05-07	<b>32-3056</b>	<b>32-8228</b>	—	—
VL1500BK C90 Blvd (RH)	05-07	—	<b>32-8230</b>	—	—
VZ1500 Boulevard M90 (RT)	09-13	<b>32-2654</b>	<b>32-8230</b>	<b>32-2654</b>	<b>32-8230</b>
VZ1600 Marauder	2004	<b>32-3056</b>	<b>32-8228</b>	—	<b>32-8230</b>
VZ1600 M95 Blvd	05-07	—	<b>32-8238</b>	—	<b>32-8230</b>
VLR1800 C109R/RT	08-10	<b>32-8249</b>	—	—	—
VZR1800 109R	06-11	—	<b>32-8238</b>	—	<b>32-8230</b>

SUZUKI® ATV APPLICATION					
YEAR	FRONT STD	EBC REF	REAR STD	EBC REF	
LT230EH~EP	86-93	—	FA128X	<b>32-2141</b>	FA84X
LT230SF/SG/SH/SJ	85-88	—	FA128X	—	FA84/3R
LT250RF Quadracer	85-86	—	FA128X	—	FA84/3R
LT250RH~RN Quad	87-92	—	FA128X	—	FA137X
LT250SK/SL	89-90	—	FA128X	<b>32-2025</b>	FA84X
LT-F300F King Quad(LF)	2002	<b>32-2026</b>	FA165X	—	—
LT-F300F King Quad(RF)	2002	<b>32-2027</b>	FA135X	—	—
LT-A400F King Quad(LF)	08-11	<b>32-2183</b>	FA413X	—	—
LT-A400F King Quad(RF)	08-11	<b>32-2184</b>	FA414X	—	—
LT-F400F King Quad(LF)	08-11	<b>32-2183</b>	FA413X	—	—
LT-F400F King Quad(RF)	08-11	<b>32-2184</b>	FA414X	—	—
LT-Z400K Quadsport	03-05	<b>32-2141</b>	FA84X	—	FA137X

EQUIPMENT & TOOLS

HARD PARTS

CARB & FUEL

IGNITION/ELECTRICAL

CONTROL

SUSPENSION

ACCESSORIES

MARINE

EQUIPMENT & TOOLS

SUZUKI® ATV APPLICATION					
YEAR	FRONT STD	EBC REF	REAR STD	EBC REF	
LT-A450X King Quad(LF)	07-09	<b>32-2183</b>	FA413X	—	—
LT-A450X King Quad(RF)	07-09	<b>32-2184</b>	FA414X	—	—
LT-R450 Quadracer -LF	06-09	<b>32-2026</b>	FA165X	—	—
LT-R450 Quadracer -RF	06-09	<b>32-2027</b>	FA135X	—	—
LT-F500F Quadrunner(LF)	98-02	<b>32-2026</b>	FA165X	—	—
LT-F500F Quadrunner(RF)	98-02	<b>32-2027</b>	FA135X	—	—
LT-A500F Quadmaster(LF)	00-01	<b>32-2026</b>	FA165X	—	—
LT-A500F Quadmaster(RF)	00-01	<b>32-2027</b>	FA135X	—	—
LT-A500F Vinson 4X4	2002	—	—	<b>32-2025</b>	FA317X
LT500R Quadracer	87-90	—	FA128X	—	FA137X
LT-A500X King Quad(LF)	09-11	<b>32-2183</b>	FA413X	—	—
LT-A500X King Quad(RF)	09-11	<b>32-2184</b>	FA414X	—	—
LT-A700X King Quad(LF)	05-09	<b>32-2183</b>	FA413X	—	—
LT-A700X King Quad(RF)	05-09	<b>32-2184</b>	FA414X	—	—
LT-A750X King Quad(LF)	08-11	<b>32-2183</b>	FA413X	—	—
LT-A750X King Quad(RF)	08-11	<b>32-2184</b>	FA414X	—	—

HARD PARTS

CARB & FUEL

SUZUKI® DUAL SPORT/OFFROAD APPLICATION					
YEAR	FRONT STD	EBC REF	REAR STD	EBC REF	
RM65K3/K4	03-05	—	FA302X	<b>32-2085</b>	FA54X
RM80G/H/J/K	86-89	—	FA83X	—	502
RM80L/M/N/P/R/S	90-95	—	FA83X	—	FA83X
RM80T/V/W/X/Y/K1	96-01	—	FA230X	—	FA83X
RM85K/L2/3/4	02-04	—	FA230X	—	FA83X
RM85LK5/K5	2005	—	FA285X	—	FA401X
RM100K3	2003	—	FA258X	<b>32-2141</b>	FA84X
DR125G	86-88	<b>32-2085</b>	FA54X	—	602
DR125S	94-96	<b>32-2085</b>	FA54X	—	602
DR-Z125K	03-05	—	604	—	604
DR-Z125L	03-05	—	FA230X	—	604
RM125H	1987	<b>32-2027</b>	FA135X	—	616
RM125J	1988	<b>32-2027</b>	FA135X	—	FA84/3R
RM125K	89-90	<b>32-2027</b>	FA135X	<b>32-2038</b>	FA152X
RM125M	91-93	<b>32-2027</b>	FA135X	—	—
RM125R	94-95	—	FA202X	—	—
RM125T	96-05	<b>32-2292</b>	FA185X	<b>32-2023</b>	FA131X
SP125G	86-88	<b>32-2085</b>	FA54X	—	602
DR200G	86-88	<b>32-2085</b>	FA54X	—	602
DR200S	96-05	<b>32-2085</b>	FA54X	—	602
SP200G	86-88	<b>32-2085</b>	FA54X	—	602
DR250F	1985	<b>32-2085</b>	FA54X	—	602
DR250L	90-95	—	FA135X	<b>32-2038</b>	FA152X
DR250 Offroad	90-95	<b>32-2027</b>	FA135X	—	—
DR250S/SE Dualsport	90-97	<b>32-2027</b>	FA135X	—	—
DR-Z250K	01-05	<b>32-2292</b>	FA185X	—	—
RM250H	87-88	<b>32-2027</b>	FA135X	—	FA84/3R
RM250K	89-90	<b>32-2027</b>	FA135X	<b>32-2038</b>	FA152X
RM250M	91-93	<b>32-2027</b>	FA135X	—	—
RM250R	94-95	—	FA202X	—	—
RM250T	96-05	<b>32-2292</b>	FA185X	<b>32-2023</b>	FA131X
RMX250	89-95	<b>32-2027</b>	FA135X	<b>32-2038</b>	FA152X
RMX250T	96-98	<b>32-2292</b>	FA185X	<b>32-2038</b>	FA152X
RM-Z250 4-Stroke	04-13	<b>32-2292</b>	FA185X	<b>32-2035</b>	FA367X
SP250F	1985	<b>32-2085</b>	FA54X	—	602
DR350 Off-Road	90-96	—	FA135X	<b>32-2038</b>	FA152X
DR350V	97-99	<b>32-2292</b>	FA185X	<b>32-2038</b>	FA152X
DR350S Dual-Sport	90-97	<b>32-2027</b>	FA135X	<b>32-2038</b>	FA152X
DR350S	98-99	<b>32-2292</b>	FA185X	<b>32-2038</b>	FA152X
DR350S/SE Dualsport	90-97	<b>32-2027</b>	FA135X	—	—
DR-Z400 All	00-05	<b>32-2292</b>	FA185X	<b>32-2023</b>	FA131X
RM-Z450 4-Stroke	05-13	<b>32-2292</b>	FA185X	<b>32-2035</b>	FA367X
DR650S	96-05	<b>32-2292</b>	FA185X	<b>32-2038</b>	FA152X

IGNITION/ELECTRICAL

CONTROL

SUSPENSION

ACCESSORIES

MARINE

TRIUMPH® APPLICATION					
YEAR	FRONT STD	FRONT HH	REAR STD	REAR HH	
Daytona 675R	11-12	—	<b>32-7719</b>	<b>32-2028</b>	—
Daytona 675R	2013	—	<b>32-7719</b>	<b>32-2328</b>	—
Daytona 675SE	2012	—	—	<b>32-2028</b>	—
Daytona 675 Black	09-13	—	—	<b>32-2028</b>	—
(Radial Caliper)					
Street Triple 675	07-12	—	—	<b>32-2028</b>	—
Street Triple 675	2013	—	—	<b>32-2328</b>	—
Street Triple R 675	09-12	—	—	<b>32-2028</b>	—
Street Triple R 675	2013	—	—	<b>32-2328</b>	—
Tiger 800/ABS	11-13	—	—	<b>32-2028</b>	—
Tiger 800XC/ABS	11-13	—	—	<b>32-2028</b>	—
Adventurer	96-01	<b>32-2278</b>	<b>32-8226</b>	<b>32-2278</b>	<b>32-8226</b>
America (Cast Wheel)	06-09	<b>32-2278</b>	<b>32-8226</b>	—	—
New America	10-13	<b>32-2278</b>	<b>32-8226</b>	—	—
Bonneville T100	02-13	<b>32-2278</b>	<b>32-8226</b>	—	—
Bonneville America	02-06	<b>32-2278</b>	<b>32-8226</b>	—	—
Bonneville 800	01-05	<b>32-2278</b>	<b>32-8226</b>	—	—
Bonneville	09-13	<b>32-2278</b>	<b>32-8226</b>	—	—
(865cc Cast Wheel)					
Bonneville SE	09-12	<b>32-2278</b>	<b>32-8226</b>	—	—
(865cc Cast Wheel)					
Bonneville/Bonneville Black	06-08	<b>32-2278</b>	<b>32-8226</b>	—	—
Legend TT	98-01	<b>32-2278</b>	<b>32-8226</b>	<b>32-2278</b>	<b>32-8226</b>
Scrambler (865cc)	06-13	<b>32-2278</b>	<b>32-8226</b>	—	—
Speedmaster 800	03-04	<b>32-2278</b>	<b>32-8226</b>	—	—
Speedmaster (865cc)	05-09	<b>32-2278</b>	<b>32-8226</b>	—	—
Speedmaster	10-13	<b>32-2030</b>	<b>32-8185</b>	—	—
Thruxton SE	2012	<b>32-2030</b>	<b>32-8185</b>	—	—
Thruxton 900	04-13	<b>32-2030</b>	<b>32-8185</b>	—	—
Thunderbird	95-03	<b>32-2278</b>	<b>32-8226</b>	<b>32-2278</b>	<b>32-8226</b>
Thunderbird Sport	98-03	<b>32-2278</b>	<b>32-8226</b>	<b>32-2278</b>	<b>32-8226</b>
Tiger 885	97-99	<b>32-2278</b>	<b>32-8226</b>	<b>32-2278</b>	<b>32-8226</b>
Daytona 955i	01-06	—	—	<b>32-2028</b>	—
(From VIN 132513)					
Tiger 955	99-04	<b>32-2278</b>	<b>32-8226</b>	<b>32-2278</b>	<b>32-8226</b>
Tiger 955 (Cast Wheel)	04-06	<b>32-2278</b>	<b>32-8226</b>	—	—
Trophy SE	2013	—	—	<b>32-7724</b>	—
Speed Triple R 1050	12-13	—	—	<b>32-7719</b>	—

VICTORY® APPLICATION					
YEAR	FRONT STD	FRONT HH	REAR STD	REAR HH	
V92C/SC	98-03	<b>32-3021</b>	—	—	—
Arlen Ness Victory Vision	09-12	—	<b>32-3097</b>	<b>32-2278</b>	<b>32-8226</b>
Cory Ness Victory Jackpot	08-10	—	—	<b>32-2278</b>	<b>32-8226</b>
Cory Ness Victory Cross Country	11-12	—	—	<b>32-2278</b>	<b>32-8226</b>
Cross Country	10-11	—	—	<b>32-2278</b>	<b>32-8226</b>
Cross Country Tour	2012	—	—	<b>32-2278</b>	<b>32-8226</b>
Cross Roads	10-12	—	—	<b>32-2278</b>	<b>32-8226</b>
Hammer	05-07	<b>32-3021</b>	—	—	—
Hammer	08-11	—	—	<b>32-2278</b>	<b>32-8226</b>
Hammer S	2007	<b>32-3021</b>	—	—	—
Hammer S	08-12	—	—	<b>32-2278</b>	<b>32-8226</b>
Hammer 8 Ball	10-12	—	—	<b>32-2278</b>	<b>32-8226</b>
Hard Ball (Spoke Wheel)	12-13	—	—	<b>32-2278</b>	<b>32-8226</b>
Highball	2012	—	—	<b>32-2278</b>	<b>32-8226</b>
Jackpot	10-11	—	—	<b>32-2278</b>	<b>32-8226</b>
Judge	12-13	<b>32-3021</b>	—	<b>32-2278</b>	<b>32-8226</b>
King Pin	08-12	—	—	<b>32-2278</b>	<b>32-8226</b>
King Pin Tour	04-07	<b>32-3021</b>	—	—	—
King Pin Tour	08-09	—	—	<b>32-2278</b>	<b>32-8226</b>
King Pin 8 Ball	08-11	—	—	<b>32-2278</b>	<b>32-8226</b>
King Pin Low	2009	—	—	<b>32-2278</b>	<b>32-8226</b>
Ness Signature Series	05-07	<b>32-3021</b>	—	—	—
Vegas 8 Ball	05-07	<b>32-3021</b>	—	—	—
Vegas Jackpot	05-07	<b>32-3021</b>	—	—	—
Vegas Jackpot	08-12	—	—	<b>32-2278</b>	<b>32-8226</b>
Vegas	03-07	<b>32-3021</b>	—	—	—
Vegas	08-12	—	—	<b>32-2278</b>	<b>32-8226</b>
Vegas 8 Ball	08-11	—	—	<b>32-2278</b>	<b>32-8226</b>
Vegas Low	08-09	—	—	<b>32-2278</b>	<b>32-8226</b>
Vision 8 Ball	10-11	—	<b>32-3097</b>	<b>32-2278</b>	<b>32-8226</b>

TRIUMPH® APPLICATION					
YEAR	FRONT STD	FRONT HH	REAR STD	REAR HH	
Daytona 600	03-04	—	—	<b>32-2028</b>	—
Speedfour 600	02-05	—	—	<b>32-2028</b>	—
Daytona 650	2005	—	—	<b>32-2028</b>	—
Daytona 675	06-08	—	—	<b>32-2028</b>	—
Daytona 675	2013	—	—	<b>32-2328</b>	—

VICTORY® APPLICATION	YEAR	FRONT STD	FRONT HH	REAR STD	REAR HH
Vision Street	08-09	—	<b>32-3097</b>	<b>32-2278</b>	<b>32-8226</b>
Vision Tour (All)	08-12	—	<b>32-3097</b>	<b>32-2278</b>	<b>32-8226</b>
Zach Ness Vegas	11-12	—	—	<b>32-2278</b>	<b>32-8226</b>

YAMAHA® STREET APPLICATION	YEAR	FRONT STD	FRONT HH	REAR STD	REAR HH
YSR50	87-92	<b>32-2006</b>	—	<b>32-2179</b>	—
CV80 Riva	83-87	<b>32-2179</b>	—	<b>32-2179</b>	—
XC125 Riva	85-92	—	—	<b>32-2186</b>	—
SR185H Exciter	81-82	<b>32-2186</b>	—	<b>32-2179</b>	—
CP250V/W/XMorphus	06-08	<b>32-7757</b>	—	—	—
SR250J Exciter	80-82	—	—	<b>32-2186</b>	—
XV250 Route 66	88-90	<b>32-2116</b>	—	<b>32-2186</b>	—
XV250 Virago	95-07	<b>32-7757</b>	<b>32-8227</b>	—	—
XV250 V-Star	08-11	<b>32-7757</b>	—	—	—
RZ350 L/N/NC11	84-85	<b>32-2116</b>	—	<b>32-2145</b>	<b>32-8180</b>
FZR400U/SUC/W/SWC	88-89	<b>32-2145</b>	<b>32-8180</b>	—	—
FZR400A	1990	<b>32-2014</b>	<b>32-8279</b>	—	—
FZR400RR/RRSP	91-92	<b>32-2345</b>	<b>32-7721</b>	—	—
XP400 Majesty (Scooter)	05-13	<b>32-2653</b>	—	—	—
XS400 2G/H Special	80-81	—	—	<b>32-2196</b>	—
XS400SG/SH Special	80-81	<b>32-2069</b>	—	<b>32-2196</b>	—
XS400SJ Heritage	1982	—	—	<b>32-2196</b>	—
XS400J/R Maxim, Seca	82-83	<b>32-2116</b>	—	<b>32-2196</b>	—
SR500G/H	80-81	<b>32-2066</b>	—	—	—
XV500K Virago	1983	<b>32-2116</b>	—	<b>32-2191</b>	—
XV535 Virago	87-94	—	—	<b>32-2192</b>	—
XV535 Virago	95-99	<b>32-2653</b>	—	<b>32-2192</b>	—
XJ550H Maxim	81-83	<b>32-2101</b>	—	<b>32-2191</b>	—
XJ550R Seca	81-83	<b>32-2101</b>	—	<b>32-2196</b>	—
XZ550R Vision	82-83	<b>32-2116</b>	—	<b>32-2191</b>	—
FJ600L	84-85	<b>32-2145</b>	<b>32-8180</b>	<b>32-2145</b>	<b>32-8180</b>
FZ600S (2-piston caliper)	86-88	<b>32-2145</b>	<b>32-8180</b>	—	—
FZ600S FZ6	04-06	<b>32-7757</b>	<b>32-8227</b>	<b>32-2055</b>	<b>32-8197</b>
FZ-6	04-06	<b>32-7577</b>	<b>32-8227</b>	<b>32-2055</b>	<b>32-8197</b>
FZ6R (FZS6Y/Z)	09-10	<b>32-7757</b>	—	—	—
FZ-6R	09-13	<b>32-7577</b>	<b>32-8227</b>	<b>32-2055</b>	<b>32-8197</b>
FZ600 FZ6 (4-piston caliper)	06-09	<b>32-2345</b>	<b>32-7721</b>	<b>32-2055</b>	<b>32-8197</b>
FZR600W	1989	<b>32-2145</b>	<b>32-8180</b>	<b>32-2145</b>	<b>32-8180</b>
FZR600R	90-99	<b>32-2050</b>	—	<b>32-2145</b>	<b>32-8180</b>
XJ600S Seca II	92-98	<b>32-2653</b>	—	—	—
YX600 Radian	86-90	<b>32-2145</b>	<b>32-8180</b>	<b>32-2191</b>	—
YZF600R	95-96	<b>32-2050</b>	—	<b>32-2145</b>	<b>32-8180</b>
YZF600R	97-07	<b>32-2345</b>	<b>32-7721</b>	<b>32-2145</b>	<b>32-8180</b>
YZF-R6	99-02	<b>32-2345</b>	<b>32-7721</b>	—	—
YZF-R6	03-04	<b>32-2345</b>	<b>32-7721</b>	<b>32-2055</b>	<b>32-8197</b>
YZF-R6(310mm Rotor)	05-13	—	<b>32-7726</b>	<b>32-2055</b>	<b>32-8197</b>
YZF-R6S (298mm Rotor)	06-09	<b>32-2345</b>	<b>32-7721</b>	<b>32-2055</b>	<b>32-8197</b>
XJ650G Maxim	80-83	<b>32-2087</b>	—	<b>32-2191</b>	—
XJ650LH Midnight Maxim	1981	<b>32-2087</b>	—	<b>32-2191</b>	—
XJ650L Seca Turbo	82-83	<b>32-2116</b>	—	<b>32-2192</b>	—
XJ650RJ Seca	1982	<b>32-2066</b>	—	<b>32-2192</b>	—
XS650D/E/F/2F	77-79	<b>32-2066</b>	—	—	—
XS650SE/SF/SG Special	78-80	<b>32-2066</b>	—	<b>32-2066</b>	—
XS650G/H/SH	80-81	<b>32-2066</b>	—	—	—
XS650SJ/SK Heritage	82-83	<b>32-2066</b>	—	—	—
XVS650 V-Star ALL	97-11	<b>32-2653</b>	—	<b>32-2192</b>	—
FZ700T/TC	1987	<b>32-2145</b>	<b>32-8180</b>	<b>32-2145</b>	<b>32-8180</b>
FZX700S/SC/T/TC Fazer	86-87	<b>32-2145</b>	<b>32-8180</b>	<b>32-2145</b>	<b>32-8180</b>
XJ700N Maxim	85-86	<b>32-2145</b>	<b>32-8180</b>	<b>32-2192</b>	—
XJ700XN Maxim X	85-86	<b>32-2145</b>	<b>32-8180</b>	<b>32-2192</b>	—
XV700 Virago	84-87	<b>32-2145</b>	<b>32-8180</b>	<b>32-2192</b>	—
FZ750	85-88	<b>32-2145</b>	<b>32-8180</b>	<b>32-2145</b>	<b>32-8180</b>
FZR750R Genesis	87-88	<b>32-2014</b>	<b>32-8279</b>	<b>32-2145</b>	<b>32-8180</b>
YZF-R7 OWO2 Road	99-01	<b>32-2345</b>	<b>32-7721</b>	—	—
TX750	73-74	—	—	<b>32-2192</b>	—
XJ750J Maxim	82-83	<b>32-2116</b>	—	<b>32-2192</b>	—
XJ750R Seca	81-83	<b>32-2101</b>	—	<b>32-2192</b>	—
XS750D Triple	77-79	<b>32-2066</b>	—	<b>32-2066</b>	—
XS750S Special (LF)	78-79	<b>32-2087</b>	—	<b>32-2066</b>	—
XS750S Special (RF)	78-79	<b>32-2069</b>	—	<b>32-2066</b>	—

YAMAHA® STREET APPLICATION	YEAR	FRONT STD	FRONT HH	REAR STD	REAR HH
XV750 Virago	81-83	<b>32-2087</b>	—	<b>32-2191</b>	—
XV750 Virago	88-97	<b>32-2145</b>	<b>32-8180</b>	<b>32-2192</b>	—
YZF750R	94-98	—	—	<b>32-2145</b>	<b>32-8180</b>
TDM850D	92-93	<b>32-2014</b>	<b>32-8279</b>	<b>32-2145</b>	<b>32-8180</b>
XS850G Triple	80-81	<b>32-2066</b>	—	<b>32-2066</b>	—
XS850L/S (LF)	80-81	<b>32-2087</b>	—	<b>32-2066</b>	—
XS850L/S (RF)	80-81	<b>32-2069</b>	—	<b>32-2066</b>	—
FZ8	2011	—	<b>32-7726</b>	<b>32-2055</b>	<b>32-8197</b>
XJ900RK Seca	1983	<b>32-2145</b>	<b>32-8180</b>	<b>32-2145</b>	<b>32-8180</b>
XV920J Virago	1982	<b>32-2101</b>	—	<b>32-2192</b>	—
XV920K Virago	1983	<b>32-2087</b>	—	<b>32-2192</b>	—
XV920R	81-82	<b>32-2066</b>	—	<b>32-2192</b>	—
XVS950 V-Star (all)	09-10	<b>32-2653</b>	—	—	—
FZR1000T	87-89	<b>32-2014</b>	<b>32-8279</b>	<b>32-2145</b>	<b>32-8180</b>
FZR1000A	90-91	<b>32-2050</b>	—	<b>32-2145</b>	<b>32-8180</b>
FZR1000D	92-93	—	—	<b>32-2145</b>	<b>32-8180</b>
FZR1000OF	94-95	—	—	<b>32-2145</b>	<b>32-8180</b>
FZS1000 FZ1 (all)	01-05	<b>32-2345</b>	<b>32-7721</b>	—	—
FZS1000 FZ1	06-11	—	<b>32-7726</b>	<b>32-2055</b>	<b>32-8197</b>
GTS1000A	93-94	—	—	<b>32-2145</b>	<b>32-8180</b>
XV1000L	84-85	<b>32-2145</b>	<b>32-8180</b>	<b>32-2192</b>	—
YZF1000RJ	1997	<b>32-2345</b>	<b>32-7721</b>	<b>32-2145</b>	<b>32-8180</b>
YZF-R1	98-01	<b>32-2345</b>	<b>32-7721</b>	<b>32-2156</b>	—
YZF-R1	02-03	<b>32-2345</b>	<b>32-7721</b>	—	—
YZF-R1	04-06	—	<b>32-7726</b>	<b>32-2055</b>	<b>32-8197</b>
YZF-R1	07-13	—	<b>32-8175</b>	<b>32-2055</b>	<b>32-8197</b>
FJ1100L	84-85	<b>32-2145</b>	<b>32-8180</b>	<b>32-2145</b>	<b>32-8180</b>
XJ1100J Maxim	1982	<b>32-2101</b>	—	<b>32-2069</b>	—
XS1100E	78-81	<b>32-2066</b>	—	<b>32-2066</b>	—
XS1100LG (LF)	1980	<b>32-2087</b>	—	<b>32-2066</b>	—
XS1100LG (RF)	1980	<b>32-2069</b>	—	—	—
XS1100LH Midnight	1981	<b>32-2101</b>	—	<b>32-2069</b>	—
XS1100SG/SH (LF)	80-81	<b>32-2087</b>	—	<b>32-2066</b>	—
XS1100SG/SH (RF)	80-81	<b>32-2069</b>	—	—	—
XV1100 Virago	86-98	<b>32-2145</b>	<b>32-8180</b>	<b>32-2192</b>	—
XVS1100 V-Star	99-09	<b>32-7757</b>	<b>32-8227</b>	<b>32-2145</b>	<b>32-8180</b>
FJ1200S	86-87	<b>32-2145</b>	<b>32-8180</b>	<b>32-2145</b>	<b>32-8180</b>
FJ1200W	89-90	<b>32-2014</b>	<b>32-8279</b>	<b>32-2145</b>	<b>32-8180</b>
FJ1200B	91-92	<b>32-2014</b>	<b>32-8279</b>	<b>32-2145</b>	<b>32-8180</b>
FJ1200AD	92-93	<b>32-2050</b>	—	<b>32-2145</b>	<b>32-8180</b>
VMX12 V-Max	85-92	<b>32-2145</b>	<b>32-8180</b>	<b>32-2145</b>	<b>32-8180</b>
VMX12 V-Max	93-05	<b>32-2050</b>	—	<b>32-2145</b>	<b>32-8180</b>
XTZ1200 Super Tenere	12-13	—	<b>32-7726</b>	—	<b>32-8270</b>
XVZ12 Venture/Royale	83-85	<b>32-2145</b>	<b>32-8180</b>	<b>32-2145</b>	<b>32-8180</b>
FJR1300A	06-13	—	<b>32-7724</b>	—	<b>32-8270</b>
FJR1300R	03-05	<b>32-2345</b>	<b>32-7721</b>	—	<b>32-8270</b>
FJR1300R	06-07	—	—	—	<b>32-8270</b>
XVS1300 V-Star/Tourer	07-10	<b>32-7757</b>	—	—	<b>32-8270</b>
XVS1300 Stryker	11-13	<b>32-2653</b>	—	—	<b>32-8270</b>
XVZ13 Venture/Royale	86-93	<b>32-2014</b>	<b>32-8279</b>	<b>32-2014</b>	<b>32-8279</b>
XVZ13 Royal Star	96-01	<b>32-2014</b>	<b>32-8279</b>	<b>32-2014</b>	<b>32-8279</b>
XVZ13 Royal Star Venture	99-07	<b>32-2653</b>	—	<b>32-2014</b>	<b>32-8279</b>
XVZ13 Royal Star Ventures	08-11	<b>32-2653</b>	—	<b>32-2014</b>	<b>32-8279</b>
XV1600 Road Star	99-03	<b>32-2653</b>	—	<b>32-2014</b>	<b>32-8279</b>
VMX1700 V-Max	09-13	—	<b>32-8175</b>	—	<b>32-8270</b>
XV1700 Road Star Warrior	02-07	<b>32-2345</b>	<b>32-7721</b>	—	<b>32-8270</b>
XV1700 Rd Star/Silverado	04-07	<b>32-2345</b>	<b>32-7721</b>	<b>32-2014</b>	<b>32-8279</b>
XV1700 Rd Star/SilveradoS	08-11	<b>32-2345</b>	<b>32-7721</b>	<b>32-2014</b>	<b>32-8279</b>
XV1900 Stratoliner (all)	06-09	<b>32-2345</b>	<b>32-7721</b>	—	<b>32-8270</b>
XV1900 Roadliner (all)	06-07	<b>32-2345</b>	<b>32-7721</b>	—	<b>32-8270</b>
XV1900 Raider/RaiderS	08-11	<b>32-2345</b>	<b>32-7721</b>	—	<b>32-8270</b>

YAMAHA® ATV APPLICATION	YEAR	FRONT STD	EBC REF	REAR STD	EBC REF
YFM80N/S Moto-4	85-86	—	—	<b>32-2186</b>	506
YFM80T/U Moto-4	87-88	—	518	<b>32-2186</b>	506
YFM80D~N Badger	92-01	<b>32-2179</b>	503	—	527
YFM80W Raptor	02-08	<b>32-2179</b>	503	—	527
YFM80G Grizzly	05-08	<b>32-2179</b>	503	—	527
YFM100T/U Champ	87-88	—	518	<b>32-2186</b>	506
YFM100W/A/B Champ	89-91	<b>32-2179</b>	503	<b>32-2186</b>	506

EQUIPMENT & TOOLS

HARD PARTS

CARB & FUEL

IGNITION/ELECTRICAL

CONTROL

SUSPENSION

ACCESSORIES

MARINE



EQUIPMENT & TOOLS

HARD PARTS

CARB & FUEL

IGNITION/ELECTRICAL

CONTROL

SUSPENSION

ACCESSORIES

MARINE

YAMAHA® ATV APPLICATION	YEAR	FRONT STD	EBC REF	REAR STD	EBC REF
YFA1W~YFA1B Breeze	89-91	<b>32-2179</b>	503	<b>32-2186</b>	506
YFA1D~YFA1S Breeze	92-04	<b>32-2179</b>	503	—	527
YFM125S~G Grizzly	04-11	<b>32-2179</b>	503	—	527
YFM125RA Raptor	2011	<b>32-2085</b>	FA54X	<b>32-2141</b>	FA84X
YT125J/K/L/N	82-85	—	—	<b>32-2056</b>	FA21X
YT175J/K Tri-Moto	82-83	<b>32-2179</b>	503	<b>32-2056</b>	FA21X
YFM200N/DX Moto 4	85-89	<b>32-2179</b>	503	<b>32-2056</b>	FA21X
YFS200U~P Blaster	88-02	<b>32-2179</b>	503	<b>32-2044</b>	FA155X
YFS200R Blaster	03-06	<b>32-2085</b>	FA54X	<b>32-2141</b>	FA84X
YTM200K/EK	83-85	<b>32-2179</b>	503	<b>32-2056</b>	FA21X
YFM225 DX/DR/ Moto-4	86-88	<b>32-2179</b>	503	<b>32-2056</b>	FA21X
YFB250D~F Timberwolf	92-94	<b>32-2179</b>	503	—	528
YFM250W/A/B	89-91	—	528	<b>32-2056</b>	FA21X
YFM250XN~XS	01-04	<b>32-2085</b>	FA54X	—	528
YFM250BT/BV Bruin	05-06	<b>32-2085</b>	FA54X	—	532
YFM250BW/Big Bear	07-09	<b>32-2085</b>	FA54X	—	532
YFM250R (all) Raptor	08-11	—	FA443X	<b>32-2141</b>	FA84X
YTZ250N/S Tri-Moto	85-86	<b>32-2006</b>	FA101X	<b>32-2006</b>	FA101X
YFM350ERT/ERU	87-88	<b>32-2179</b>	503	<b>32-2056</b>	FA21X
YFM350 ER (all)	89-95	—	528	<b>32-2056</b>	FA21X
YFM350FWT/FWU	87-88	—	520	<b>32-2056</b>	FA21X
YFM350FWW~FWG	89-95	—	524	<b>32-2056</b>	FA21X
YFM350FWH~FWBK	96-98	—	524	<b>32-2196</b>	516
YFM350FXG~T Wolverine	95-05	<b>32-2085</b>	FA54X	<b>32-2141</b>	FA84X
YFM350V Wolverine 2WD	2006	<b>32-2085</b>	FA54X	—	532
YFM350G Grizzly 2WD	2006	<b>32-2085</b>	FA54X	—	532
YFM350FGI Grizzly IRS	07-11	<b>32-2085</b>	FA54X	—	—
YFM350FGW GrizzlyAuto	07-11	<b>32-2085</b>	FA54X	—	532
YFM350XT/XU Warrior	87-88	<b>32-2006</b>	FA101X	<b>32-2141</b>	FA84X
YFM350X Warrior	89-04	<b>32-2085</b>	FA54X	<b>32-2141</b>	FA84X
YFZ350T/U/W Banshee	87-89	<b>32-2006</b>	FA101X	<b>32-2141</b>	FA84X
YFZ350A~T Banshee	90-06	<b>32-2085</b>	FA54X	<b>32-2141</b>	FA84X
YFM350UL/ULC	1999	<b>32-2085</b>	FA54X	<b>32-2196</b>	516
YFM350FA (all 4x4) Bruin	04-06	<b>32-2085</b>	FA54X	—	532
YFM350A (all 2x4) Bruin	04-06	<b>32-2085</b>	FA54X	—	532
YFM350X Wolverine 2WD	06-09	<b>32-2085</b>	FA54X	—	532
YFM400A Kodiak	00-01	<b>32-2085</b>	FA54X	<b>32-2092</b>	FA307X
YFM400FW Big Bear 4X4	93-99	—	524	<b>32-2196</b>	516
YFM400FWBL Kodiak	1999	<b>32-2085</b>	FA54X	—	528
YFM400FAM~FAP	00-02	<b>32-2085</b>	FA54X	<b>32-2092</b>	FA307X
YFM400FPR Big Bear 2WD	03-04	<b>32-2085</b>	FA54X	<b>32-2196</b>	516
YFM400FWBuckMaster 4x4	2001	<b>32-2085</b>	FA54X	<b>32-2196</b>	516
YFM400F Kodiak	03-04	<b>32-2085</b>	FA54X	—	532
YFM400F Kodiak 4X4	05-06	<b>32-2085</b>	FA54X	<b>32-2092</b>	FA307X
YFM400N Big Bear 2wd	00-04	<b>32-2085</b>	FA54X	<b>32-2196</b>	516
YFM400FT Big Bear 4x4	04-06	<b>32-2085</b>	FA54X	—	532/Y532
YFM400FAR Kodiak	03-04	<b>32-2085</b>	FA54X	<b>32-2092</b>	FA307X
YFM400Kodiak auto 4x4	05-06	<b>32-2085</b>	FA54X	<b>32-2092</b>	FA307X
YFM400FG Grizzly 4x4	07-08	<b>32-2085</b>	FA54X	<b>32-2092</b>	FA307X
YFM400 Big Bear Explor IRS	2007	<b>32-2085</b>	FA54X	—	—
YFM400 Big Bear Hunter IRS	07-10	<b>32-2085</b>	FA54X	—	—
YFM400 Big Bear 4x4 IRS	07-11	<b>32-2085</b>	FA54X	—	—
YFM450FAR/FAS Kodiak	03-04	<b>32-2085</b>	FA54X	<b>32-2092</b>	FA307X
YFM450FAKodiak auto 4x4	05-06	<b>32-2085</b>	FA54X	<b>32-2092</b>	FA307X
YFM450FG Grizzly	07-10	<b>32-2085</b>	FA54X	<b>32-2092</b>	FA307X
YFM450FX Wolverine 4X4	06-10	<b>32-2085</b>	FA54X	<b>32-2092</b>	FA307X
YFZ450 (All)(LF)	04-12	<b>32-2026</b>	FA165X	—	—
YFZ450 (All)(RF)	04-12	<b>32-2027</b>	FA135X	—	—
YFM600Grizzly/Hunter	98-01	<b>32-2141</b>	FA84X	<b>32-2196</b>	516
YFM660F Grizzly/Hunter	02-08	<b>32-2141</b>	FA84X	—	FA344X
YFM660FAHDV sidexside	06-07	<b>32-2141</b>	FA84X	—	FA344X
YFM660R Raptor	01-07	<b>32-2141</b>	FA84X	<b>32-2141</b>	FA84X
YFM700R Raptor(LF)	06-13	<b>32-2026</b>	FA165X	<b>32-2148</b>	FA428X
YFM700R Raptor(RF)	06-13	<b>32-2027</b>	FA135X	<b>32-2148</b>	FA428X

YAMAHA® DUAL SPORT/OFFROAD APPLICATION	YEAR	FRONT STD	EBC REF	REAR STD	EBC REF
YZ85P/R/S	02-05	<b>32-2339</b>	FA119X	—	FA84/3R
TT-R90M/N/P/R/S	00-05	<b>32-2179</b>	503	<b>32-2179</b>	503
DT100K	1983	<b>32-2179</b>	503	<b>32-2179</b>	503
MX100K	1983	<b>32-2179</b>	503	<b>32-2179</b>	503
RT100A~M	91-00	<b>32-2179</b>	503	<b>32-2179</b>	503
YZ100F/G/H	79-81	—	504	<b>32-2186</b>	506
YZ100J/K	82-83	<b>32-2179</b>	503	<b>32-2186</b>	506
DT125G/H	80-81	<b>32-2186</b>	506	<b>32-2186</b>	506
IT125G/H	80-81	—	504	<b>32-2186</b>	506
TT-R125M/N/P/R/S	00-09	<b>32-2179</b>	503	<b>32-2179</b>	503
(Note: 17"-drum/14"-drum brake model)					
TT-R125L (all)	00-11	<b>32-2339</b>	FA119X	<b>32-2179</b>	503
(Note: 19" disk/16"-drum brake model)					
XT125J/K/KC	82-83	<b>32-2186</b>	503	<b>32-2179</b>	503
YZ125F/G/H/J	80-82	—	507	<b>32-2186</b>	503
YZ125N/S	85-86	—	FA105X	—	517
YZ125T	1987	—	FA105X	<b>32-2186</b>	506
YZ125U	1988	—	FA105X	<b>32-2006</b>	FA101X
YZ125W	1989	—	FA135X	—	FA84/3R
YZ125A	1990	—	FA135X	<b>32-2038</b>	FA152X
YZ125B/D1/E1	91-93	—	FA135X	—	FA152/2X
YZ125F1/G1/H1/J1	94-97	—	FA202X	—	FA152/2X
YZ125K1~P	98-02	<b>32-2292</b>	FA185X	<b>32-2023</b>	FA131X
YZ125R/S/T/V/W	03-07	<b>32-2292</b>	FA185X	<b>32-2035</b>	FA367X
YZ125X/Y/Z/A	08-13	—	FA450R	<b>32-2035</b>	FA367X
DT175G/H	80-81	<b>32-2186</b>	506	<b>32-2186</b>	506
IT175G/H/J/K	80-83	—	507	<b>32-2186</b>	506
MX175G/H	80-81	—	504	<b>32-2186</b>	506
RT180A/B/D	90-92	<b>32-2006</b>	FA101X	<b>32-2186</b>	506
RT180E/G/H/J	93-97	<b>32-2006</b>	FA101X	—	527
BW200 Big Wheel	85-87	<b>32-2179</b>	503	<b>32-2179</b>	503
TW200 Trailway	87-91	<b>32-2186</b>	506	<b>32-2179</b>	503
TW200 Trailway	92-00	—	527	<b>32-2179</b>	503
TW200 Trailway	01-11	—	FA275X	<b>32-2179</b>	503
WR200D	1992	<b>32-2027</b>	FA135X	—	FA152/2X
XT200J/K/KC	82-83	<b>32-2186</b>	506	<b>32-2179</b>	503
TT225S/T	86-87	<b>32-2006</b>	FA101X	<b>32-2179</b>	503
TT-R225L/M/N/P/R	99-03	<b>32-2006</b>	FA101X	<b>32-2179</b>	503
XT225 Serow	92-00	<b>32-2006</b>	FA101X	<b>32-2179</b>	503
XT225N/NC~S/SC	01-07	—	FA275X	<b>32-2179</b>	503
TT-R230	05-13	<b>32-2027</b>	FA135X	—	527
TT250G/H/J	80-82	—	507	<b>32-2186</b>	506
TT-R250	99-06	<b>32-2027</b>	FA135X	<b>32-2038</b>	FA152X
WR250ZB~ZJ	91-97	—	FA135X	<b>32-2038</b>	FA152X
WR250FN/FP	01-02	<b>32-2292</b>	FA185X	<b>32-2023</b>	FA131X
WR250FR/FS/	03-04	<b>32-2292</b>	FA185X	<b>32-2035</b>	FA367X
WR250R Dualsport	08-13	<b>32-2292</b>	FA185X	<b>32-2035</b>	FA367X
WR250X Supermoto	08-11	<b>32-2030</b>	FA142	<b>32-2035</b>	FA367X
WR250Z	91-97	<b>32-2027</b>	FA135X	<b>32-2038</b>	FA152X
XT250G/H/J	80-82	<b>32-2186</b>	506	<b>32-2186</b>	506
XT250K/KC/L/LC	83-84	<b>32-2186</b>	506	<b>32-2186</b>	506
YZ250G	1980	—	507	<b>32-2186</b>	506
YZ250J/K/L	82-84	—	508	<b>32-2186</b>	506
YZ250N/S/T	85-87	—	FA105X	<b>32-2186</b>	506
YZ250U	1988	—	FA105X	<b>32-2006</b>	FA101X
YZ250W	1989	—	FA135X	—	FA84/3R
YZ250A/B	90-91	<b>32-2027</b>	FA135X	<b>32-2038</b>	FA152X
YZ250D/E	92-93	<b>32-2027</b>	FA135X	—	FA152/2X
YZ250F1/G1/H1/J1	94-97	—	FA202X	—	FA152/2X
YZ250K1/L1	98-99	<b>32-2292</b>	FA185X	<b>32-2023</b>	FA131X
YZ250M1/N1/P	00-02	<b>32-2292</b>	FA185X	<b>32-2023</b>	FA131X
YZ250	03-13	<b>32-2922</b>	FA185X	<b>32-2035</b>	FA367X
YZ250FN/FP	01-02	<b>32-2292</b>	FA185X	<b>32-2023</b>	FA131X
YZ250F 4-Stroke	03-13	<b>32-2922</b>	FA185X	<b>32-2035</b>	FA367X
YZ250WR Wide Ratio	1989	<b>32-2027</b>	FA135X	—	FA84/3R
YZ250WR Wide Ratio	1990	<b>32-2027</b>	FA135X	<b>32-2038</b>	FA152X
YZ250W	1989	<b>32-2027</b>	FA135X	—	FA84/3R
TT350S/T	86-87	—	FA105X	<b>32-2186</b>	506
XT350N/NC~A Dual	85-90	<b>32-2006</b>	FA101X	<b>32-2186</b>	506
XT350B/BC~M/MC	91-00	<b>32-2006</b>	FA101X	—	527
WR400FK	1998	<b>32-2292</b>	FA185X	<b>32-2038</b>	FA152X

YAMAHA® DUAL SPORT/OFFROAD APPLICATION	YEAR	FRONT STD	EBC REF	REAR STD	EBC REF
DT80K	1983	<b>32-2179</b>	503	<b>32-2179</b>	503
PW80D~S Y-Zinger	92-05	—	—	<b>32-2179</b>	503
YZ80S/T/U/A/B/D1	86-92	<b>32-2339</b>	FA119X	—	—
YZ80E1~N1	93-01	<b>32-2339</b>	FA119X	—	FA84/3R

EQUIPMENT & TOOLS

HARD PARTS

CARB & FUEL

IGNITION/ELECTRICAL

CONTROL

SUSPENSION

ACCESSORIES

MARINE

YAMAHA® DUAL SPORT/OFFROAD APPLICATION					
YEAR	FRONT STD	EBC REF	REAR STD	EBC REF	
WR400FL/FM	99-00	<b>32-2292</b>	FA185X	<b>32-2023</b>	FA131X
YZ400FK	1998	<b>32-2292</b>	FA185X	<b>32-2038</b>	FA152X
YZ400FL	1999	<b>32-2292</b>	FA185X	<b>32-2023</b>	FA131X
WR426FN/FP	01-02	<b>32-2292</b>	FA185X	<b>32-2023</b>	FA131X
YZ426FM/FN/FP	00-02	<b>32-2292</b>	FA185X	<b>32-2023</b>	FA131X
WR450F 4-Stroke	03-13	<b>32-2922</b>	FA185X	<b>32-2035</b>	FA367X
YZ450F 4-Stroke	03-13	<b>32-2922</b>	FA185X	<b>32-2035</b>	FA367X
YZ490K	1983	—	508	<b>32-2186</b>	506
YZ490N/S/T/U/W	85-89	—	FA105X	—	510
WR500ZD/ZE	92-93	<b>32-2027</b>	FA135X	<b>32-2038</b>	FA152X
TT600K/L	83-84	—	508	<b>32-2186</b>	506
TT600N/S	85-86	<b>32-2006</b>	FA101X	<b>32-2186</b>	506
XT600L/LC~W/WC	84-89	<b>32-2116</b>	FA81X	—	510
XT600EA/EAC~EGC	90-95	—	FA172X	<b>32-2006</b>	FA101X

YAMAHA® SIDE BY SIDE APPLICATION					
YEAR	FRONT STD	EBC REF	REAR STD	EBC REF	
YXR450 Rhino - LF	06-09	<b>32-2026</b>	FA165X	<b>32-2148</b>	FA428X
YXR450 Rhino - RF	06-09	<b>32-2027</b>	FA135X	<b>32-2148</b>	FA428X
YXR660 Rhino - LF	04-07	<b>32-2026</b>	FA165X	<b>32-2148</b>	FA428X
YXR660 Rhino - RF	04-07	<b>32-2027</b>	FA135X	<b>32-2148</b>	FA428X
YXR700 Rhino - LF/LR	08-13	<b>32-2026</b>	FA165X	<b>32-2026</b>	FA165X
YXR700 Rhino - RF/RR	08-13	<b>32-2027</b>	FA135X	<b>32-2027</b>	FA135X

### ATV WHEEL CYLINDER KITS

These new Wheel Cylinder repair kits are great to help restore the full braking power to your ATV Drum Brakes. Kits include Piston & Seals to rebuild (1) WC Assembly.



HONDA® ATV APPLICATION		
YEAR	FRONT	REAR
TRX200/D	90-97	<b>32-6873</b>
TRX250	97-01	<b>32-6873</b>
TRX250TE/TM	02-13	<b>32-6873</b>
TRX300	88-00	<b>32-6873</b>
TRX300FW	88-00	<b>32-6874</b>
TRX350/D	86-89	<b>32-6875</b>
TRX350FE/FM/TE/TM	00-03	<b>32-6874</b>
TRX350FE/FM/TE/TM	04-06	<b>32-6876</b>
TRX400FW	95-98	<b>32-6874</b>
TRX400FW	99-03	<b>32-6876</b>
TRX400FA/FGA	04-07	<b>32-6876</b>
TRX450E/ES	98-01	<b>32-6876</b>
TRX450FE/FM	02-04	<b>32-6876</b>
TRX650FA/FGA	03-05	<b>32-6876</b>

SUZUKI® ATV APPLICATION		
YEAR	FRONT	REAR
LT-F250/T	88-96	<b>32-6880</b>
LT-F250F	99-02	<b>32-6880</b>
LT-4WD	87-98	<b>32-6880</b>
LT-4WDX	91-98	<b>32-6880</b>
LT-F300F	99-01	<b>32-6880</b>

YAMAHA® ATV APPLICATION		
YEAR	FRONT	REAR
YFM350FW Big Bear 4WD	87-98	<b>32-6884</b>
YFM350U Big Bear 2WD	96-98	<b>32-6884</b>
YFM400FW Kodiak	93-98	<b>32-6884</b>

### ATV BRAKE DRUM SEAL KIT

These Brake Drum Seal Kits include the seals and O-rings to rebuild the drum brake systems used on many modern ATV's. Replace these seals when you put in new brake shoes to keep your brakes working strong! Kit sold per wheel.

Made in Japan.



HONDA® ATV APPLICATION			
YEAR	FRONT	REAR	
TRX300	88-92	<b>32-6982</b>	<b>32-6983</b>
TRX300FW	88-00	<b>32-6981</b>	<b>32-6983</b>
TRX350D	88-89	<b>32-6981</b>	—
TRX350FE/FM/TE/TM	00-06	—	<b>32-6984</b>
TRX400FA/FGA	04-07	—	<b>32-6984</b>
TRX400FW	95-01	<b>32-6981</b>	—
TRX400FW	95-03	—	<b>32-6984</b>
TRX420FE/FM/TE/TM	07-13	—	<b>32-6985</b>
TRX420FPE/FPM	09-13	—	<b>32-6985</b>
TRX450FE/FM	02-04	—	<b>32-6984</b>
TRX450S/ES	98-01	<b>32-6981</b>	<b>32-6984</b>
TRX500FA	04-14	—	<b>32-6986</b>
TRX500FE/FM	05-13	—	<b>32-6986</b>
TRX500FGA	04-08	—	<b>32-6986</b>
TRX500FPA	09-14	—	<b>32-6986</b>
TRX500FPE	07-13	—	<b>32-6986</b>
TRX500FPM	08-13	—	<b>32-6986</b>
TRX500TM	05-06	—	<b>32-6986</b>

SUZUKI® ATV APPLICATION			
YEAR	FRONT	REAR	
LT-F250 Quadrunner	89-01	<b>32-6989</b>	—
LT-F250 Quadrunner	02-14	—	<b>32-6990</b>
LT-F250F Quadrunner 4WD	99-02	<b>32-6989</b>	—
LT-Z250 QuadSport	04-09	—	<b>32-6990</b>
LTF-F300F King Quad	99-01	<b>32-6988</b>	<b>32-6991</b>
LTF-F300F King Quad	2002	—	<b>32-6991</b>
LT-4WD Quadrunner	88-96	<b>32-6989</b>	—
LT-F4WD Quadrunner	97-98	<b>32-6989</b>	—
LTF4WDX King Quad	91-93	—	<b>32-6991</b>
LTF4WDX King Quad	93-94	<b>32-6988</b>	<b>32-6991</b>
LTF4WDX King Quad	96-98	<b>32-6988</b>	<b>32-6991</b>
LT-A400/F Vinson Auto	02-15	—	<b>32-6992</b>
LT-F400/F Vinson	02-15	—	<b>32-6992</b>
LT-F500F	98-02	—	<b>32-6991</b>

YAMAHA® ATV APPLICATION			
YEAR	FRONT	REAR	
YFU1W Pro 4 Hauler	1989	<b>32-6987</b>	—
YFM250 Moto-4	89-91	<b>32-6987</b>	—
YFM350 Moto-4	89-95	<b>32-6987</b>	—
YFB250 Timberwolf 2WD	92-94	—	<b>32-6987</b>
YFB250 Timberwolf 2WD	95-99	<b>32-6987</b>	<b>32-6987</b>
YBF250F Timberwolf 4WD	94-00	<b>32-6987</b>	<b>32-6987</b>
YFM350 Big Bear 2WD	96-98	<b>32-6987</b>	<b>32-6987</b>
YFM350 Big Bear 2WD	1999	—	<b>32-6987</b>
YFM350F Big Bear 4WD	89-95	<b>32-6987</b>	—
YFM350F Big Bear 4WD	96-97	<b>32-6987</b>	<b>32-6987</b>
YFM350F Big Bear 4WD	98-99	—	<b>32-6987</b>
YFM400F Kodiak 4WD	93-98	<b>32-6987</b>	—
YFM400F Kodiak 4WD	93-99	—	<b>32-6987</b>
YFM600 Grizzly 4WD	98-01	—	<b>32-6987</b>

EQUIPMENT & TOOLS

HARD PARTS

CARB & FUEL

IGNITION/ELECTRICAL

CONTROL


SUSPENSION

ACCESSORIES

MARINE

## REAR WHEEL DAMPER RUBBER SETS (CUSH DRIVES)

Unavailable except from the Factory until now! These **Made in Japan** replacement cush drives help restore that factory smoothness to your driveline. Available for many popular Street and Off-Road applications. Sold in sets. See listings below.



### PART INTERCHANGE GUIDE

HONDA®			
K&L#	PK. QTY	MFG	REPLACES
32-7730	5	Honda	41241-MT3-003
32-7731	5	Honda	41241-MT8-003
32-7732	4	Honda	41241-MAT-000
32-7736	4	Honda	41241-222-000
32-7737	6	Honda	41241-MC4-010
32-7738	5	Honda	41241-MBB-000

**NOTE: O.E. #'S LISTED FOR REFERENCE USE ONLY**

### DAMPER RUBBER SET APPLICATIONS

APPLICATION	YEAR	PART #
CB/CL100	71-73	32-7736
XL100	76-80	32-7735
CB125S	73-85	32-7736
MT125R	77-78	32-7736
XL125S	79-85	32-7735
XL175	76-78	32-7735
CM185T	78-79	32-7735
XL185S	79-83	32-7735
ATC200X	83-85	32-7735
CM200T	80-82	32-7735
TLR200	86-87	32-7735
XL200R	83-84	32-7735
XR200	80-84	32-7735
XR200R	81-83	32-7735
CB400F CB-1	89-90	32-7734
CBR600F Hurricane	87-90	32-7734
XL600R	83-87	32-7737
XL600V	89-90	32-7737
NX650	88-90	32-7737
VF750C Magna	94-03	32-7733
CBR1000F Hurricane	87-96	32-7733
VTR1000F	98-05	32-7738
CBR1100XX Blackbird	97-03	32-7732
ST1100	99-02	32-7730
VT1100T	98-01	32-7731
VT1100C2	95-97	32-7731
GL1500 GoldWing	88-97	32-7731

## CABLE ADJUSTERS

27-1164 8mm Cable Adjusters pk/10



## SEAT CUSHION RUBBERS FOR HONDA ATV

Replace those worn-out, dry-rotted pieces today! Four piece set is **Made in Japan** to exact replacement specifications.

25-6384



HONDA®			
25-6384	Replaces 77207-HA0-000		
TRX90/EX/X	93-09	TRX400X	2009
ATC125	86-87	TRX420FA	09-10
TRX125	88-87	TRX420FE	07-10
ATC185	80-83	TRX420FM	07-10
ATC200	81-87	TRX420FPA	09-10
TRX200/D/SX	84-97	TRX420FPAE	09-10
ATC250	83-87	TRX420FPAM	09-10
TRX250	97-0	TRX420TE	07-10
TRX250EX	01-08	TRX420TM	07-10
TRX250R	88-89	TRX450ES	98-01
TRX250TE	02-11	TRX450ER	06-09
TRX250TM	02-09	TRX450FE/FM	02-04
TRX250X	87-92,09	TRX450R	04-09
TRX300	90-00	TRX450S	98-01
TRX300EX	93-08	TRX500FA	01-09
TRX300FW	88-00	TRX500FE	05-09
TRX300X	2009	TRX500FGA	04-08
ATC350X	85-86	TRX500FM	05-11
TRX350	86-87	TRX500FPA	09, 11
TRX350D	87-89	TRX500FPE	07-09, 11
TRX350FE	00-06	TRX500FPM	08-09, 11
TRX350FM	00-06	TRX500TM	05-06
TRX350TE	00-06	TRX650FA	03-05
TRX350TM	00-06	TRX680FA	06-10
TRX400EX	99-08	TRX680FGA	06-09
TRX400FA	04-07	TRX700XX	08-09
TRX400FGA	04-07		
TRX400FW	95-03		

## UNIVERSAL CABLE FOR TURBO THROTTLE

Designed to be used with Turbo Throttle. It measures approximately 36 inches long **Made in Taiwan. Sold each.**

22-9104 Universal Throttle Cable.



## T3 THROTTLE CABLE FOR KTM 2-STROKES

Premium Throttle Cable that will NOT pull out of the Throttle housing. Billet Alloy pieces include the 6-point adjuster. 6mm Black vinyl housing. **Made in USA. Sold each.**

27-5792 2-Stroke, Std length

27-5796 2-Stroke, +4 inch length



## MOTION PRO THROTTLES

An inexpensive replacement for Japanese OEM units. Two versions are available - The "Gunner Gasser" style "Turbo Throttle and the Vortex Throttle for cable operated carburetor applications. Legal for all AHRMA - Vintage racing bikes and events, from Trials, Hare Scrambles & Motocross, to Road Racing. **Sold each.**

- 27-8877** Replacement throttle sleeve for Vortex Throttle
- 27-9088** Yamaha Push/Pull Throttle. Fits many YZ/YZF offroad models and FZR street models.
- 27-9090** CR Pro Throttle. Fits Pre-1984 DrumBrake CR models with 34mm or smaller carbs
- 27-9091** CR Competition Throttle. Fits Disc Brake CR models with 30-38mm carbs
- 27-9092** Vortex Throttle. Die-cast aluminum body with a clear gray finish. Based on late-model OEM throttles.
- 27-9100** Turbo Throttle. Polished die-cast aluminum housing. Uses 4-1/2" handle grip and same cable applications as the "Gasser/Whirlpool" type throttles.



## ATV THUMB THROTTLE ASSEMBLY

For Yamaha Models. Works on Standard 7/8" and most taper bars. OE# 366-26250-00-00. Fits Yamaha Banshee 350 (1987-2006) and Yamaha Blaster 200 (1988-2006)

**27-9149** ATV Thumb Throttle Assembly



## CLASSIC SINGLE 7/8" THROTTLE WITH JACK HAMMER GRIPS

Single pull throttle cable assembly with jack hammer style grips. Features tension adjuster and built in cable adjustment. Chromed aluminum housing and throttle tube. Pre-installed throttle assembly grip

**27-9540** Black      **27-9544** Chrome



## THROTTLE SINGLE

**27-9533** Black - 7/8"    **27-9531** Chrome - 7/8"  
**27-9542** Chrome - 1"



## THROTTLE DUAL

**27-9538** Black - 7/8"    **27-9537** Chrome - 7/8"  
**27-9543** Chrome - 1"



## THROTTLE TUBE

Replaces Honda OEM 53141-200-010. **Sold each.**

**27-5969** Nylon Throttle Tube



## RETRO GRIPS

**29-1994** Fits 7/8" Handlebars.  
**29-1995** Fits 1" Handlebars.



## SUPER STREET FOAM GRIPS

These grips are constructed from durasoft foam. Sold in pairs. Foam grips: Provide a better grip, increase comfort, eliminate blisters, are ergonomic, absorbs vibration and insulates.

**29-2252** Super Cruiser 7/8" with chrome end

**29-2255** Super Track foam



## MOTION PRO DIRT CONTROL FULL WAFFLE GRIPS

**29-2308** Dirt Control Grips. Black. Full Waffle.



## MOTION PRO DIRT CONTROL HALF WAFFLE GRIPS

**29-2309** Dirt Control Grips. Black. Half Waffle



## MOTION PRO ROAD CONTROL DIAMOND GRIPS

**29-2253** Road Control Grips. Black. Diamond Pattern.



## HONDA STYLE CLOSED END GRIPS

**29-1989** Fits 7/8" Handlebars.



## HONDA STYLE OPEN END GRIPS

**29-1990** Fits 7/8" Handlebars



## WAFFLE DIAMOND GRIPS - STREET

**29-1991** Fits 7/8" Handlebars.



## WAFFLE DIAMOND GRIPS - MX

**29-1988** Fits 7/8" Handlebars.

## FOAM GRIPS WITH CHROME ENDS

**29-1997** Fits 7/8" Handlebars.

**29-9545** Fits 1" Handlebars



## GRIPS - BUFFALO

**29-1998** Fits 7/8" Handlebars.

**29-1999** Fits 1" Handlebars.



## COKE BOTTLE END GRIPS

**29-1996** Fits 7/8" Handlebars.

**29-1993** Fits 1" Handlebars.




EQUIPMENT & TOOLS

### SPLIT-PERCH ASSEMBLIES

An inexpensive replacement for Japanese OEM units. Available in black or polished for cable operated clutch and brake applications. Legal for all AHRMA - Vintage racing bikes and events, from Trials, Hare Scrambles & Motocross, to Road Racing. **Sold each.**

BLACK	POLISHED	APPLICATION
27-9093	—	Honda Clutch
27-9094	27-9098	Honda Cable type Brake
27-9095	27-9099	Kawasaki/Suzuki/Yamaha Clutch
—	27-9106	Kawasaki/Suzuki/Yamaha Cable type brake



HARD PARTS

CARB & FUEL

IGNITION/ELECTRICAL

CONTROL

### UNIVERSAL SPLIT PERCH ASSEMBLY - BRAKE / CLUTCH

Competition two-piece brackets with fast action dog leg style lever. Black perch with polished levers. Complete assembly.

- 27-9096 Brake Perch Assembly
- 27-9097 Clutch Perch Assembly



SUSPENSION

### EARLY CB / CL PERCH AND LEVER SETS FOR HONDA

OEM Replica clutch and brake levers with perches. Fits early Honda CB, CL and CA models from 72-77. Available in aluminum.

- 27-8989 Early CB/CL Perch and Lever set



ACCESSORIES

### EARLY CB / CL PERCH AND LEVER SETS FOR HONDA

OEM Replica clutch and brake levers with perches. Fits early Honda CB, CL and CA models from 72-77. Available in black.

- 27-8990 Early CB/CL Perch and Lever set



MARINE

### SUZUKI CLUTCH LEVER/PERCH FOR GSXR

Complete OEM# style lever assembly. Includes lever, perch, adjuster, and switch. Direct replacement for many Suzuki GSXR and TL models. Great for custom application where cable type assembly is needed.

- 27-8991 Suzuki Clutch Lever/Perch for GFSXR



### YAMAHA ATV CLUTCH ASSEMBLY

Lever/Perch assembly. Fits OEM# 3JM-82920-10-00. Blaster 03-05, Banshee 97-01, Wolverine 98-05, Warrior 98-05.

- 27-8999 Yamaha ATV Clutch Assembly



### YAMAHA ATV BRAKE LEVER ASSEMBLY


Blaster 90-01 Lever/Perch assembly. Fits OEM# 3JM-82920-10-00.

- 27-8993 Yamaha ATV Brake Lever Assembly



**EMGO SHIFTERS**

Designed as OEM replacements. Sold each.

**SHIFTER FOR HONDA XL/XR****28-1071** XL/XR models (folding style)**28-1071****SHIFTER FOR KAWASAKI KZ****28-1092** KZ550A/B (80-83), KZ650/C/D/E/F (77-80)**28-1092****SHIFTER FOR SUZUKI DR650**

Fits DR650 96-14. OEM: 25600-32E00.  
 High quality replacement shift lever. Knurled toe end to prevent slippage. The folding toe end can help reduce damage to your bike.  
 Forged 6061 T6 aluminum alloy.

**28-1215** Shifter for Suzuki DR650**28-1215****SHIFTER FOR KAWASAKI NINJA EX250F**

Fits 88-07. High quality replacement shift lever. Knurled toe end to prevent slippage. The folding toe end can help reduce damage to your bike.  
 Forged 6061 T6 aluminum alloy.

**28-1214** Shifter for Kawasaki**28-1214****SHIFTER FOR YAMAHA R6/R6S**

Forged aluminum folding shift Lever. Fits YZF-R6L/M/SN/P 03-04, YZF-R6RS/R6SR/R6SS 05, YZF-R6T 06-07, YZF-R6SV/SW 99-02.

**28-1212** Shifter for Yamaha**28-1212****SHIFTER FOR SUZUKI KATANA**


Fits GSX600F 88-06, GSX750F 88-06. Polished forged aluminum.

**28-1211** Shifter for Suzuki**28-1211****SHIFTER FOR SUZUKI TL/GSXR**

Repl. OEM# 25600-17C02, 25600-17C03, 25600-33E00, 25600-06B00. Fits SV650S 00-02, GSX-R750 89-91, GSX-R1100 88-92, GSX-R600 93-94, RF600 95-97, TL1000S 98-01, TL1000R 98-03, GSF1200S Bandit 97-99, GSF1200S Bandit 00-03.

**28-1216** Shifter for Suzuki**28-1216****SHIFTER FOR HONDA CBR600**

Fits CBR600 03-06. Repl. OEM# 24720-MEE-000  
 Polished forged aluminum.

**28-1210** Shifter for Honda**28-1210****EMGO KICKSTARTERS**

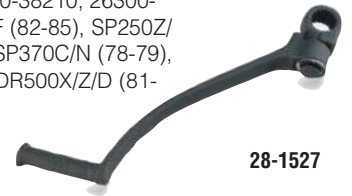
Sold each. Available for the following applications:

**KICKER FOR HONDA Z50 / CT90**

Z50AK1/AK2/AK3/AK4/AK5 Mini 50 (69-75), Z50 Mini Trail 50 (76-78), CT70H/HK1 Trail 70 (69-70), CT70K1/K2/K3/K4 Trail 70 (72-75), CT70 Trail 70 (76-79), CT90/K1/K2/K3/K4/K5/K6/CT90 (69-79)

**28-1408** 28300-126-000, 28300-033-000**28-1408****KICKER FOR SUZUKI DR/SP**

26300-38220, 26300-38211, 26300-38210, 26300-38201, 26300-38200 DR250Z/D/F (82-85), SP250Z/D/F (82-85), DR370C/N (78-79), SP370C/N (78-79), DR400T (1980), SP400T (1980), DR500X/Z/D (81-83), SP500X/Z/D (81-83)

**28-1527** Kicker for Suzuki**28-1527****KICKER FOR YAMAHA XS/TT/XT/SR**

Kick starter pedal assembly. Exact reproduction. Repl. Yamaha OEM# 1JN-15610-00-00, 2M0-15620-02-00, 2J2-15610-02-00, 447-15611-00-93.  
 OD is 19.5MM. Available in chrome.

**28-1423** Kicker for Yamaha**28-1423****KICKER FOR YAMAHA RD/XS**


Chrome kick starter pedal assembly. Exact reproduction. Replaces Yamaha OEM# 278-15611-00 (lever) and 583-15621-00-00 (splined knuckle). Starter shaft OD: 20MM. Length 10.5". Fits DS7 72, R5 70-72, RD250 73-77, RD350 73-75, RD400 76-77, TX500 73-74, XS500 75-77, XS750 77-78.

**28-1430** Kicker for Yamaha**28-1430****KICKER FOR KAWASAKI KE/KDX**

Chrome kick starter pedal assembly. Exact reproduction. Fits KE125 80-82, KDX 175 80-83, KE175 80-83, KDX 250 78-83, KL250 79-80, KLX250 81-86, KX250.

**28-1436** Kicker for Kawasaki**28-1436****KICKER FOR YAMAHA DT**

DT125E/F/G/H (78-81), DT175E/F/G/H (78-81)

**28-1595** Kicker for Yamaha**28-1595****KICKER FOR YAMAHA GT/YZ 80**

JT1/JT11/JT2-60 Mini Enduro (71-72), JT2MX60 (1972), DT80H/J/K (81-83), GT1/GT80A/B/C Enduro (73-76), GT80E Enduro (1978), GTMX/GTMXA/GTMXB-80 (73-75), GTMXC/GTMXD-80 (76-77), GTMXE/GTMXF-80 (78-79), MX80G/H/J (80-82), YZ80A/B/C/D (74-77)

**28-1566** 3AY-15620-00-00  
2A3-15620-00-00**28-1566**

**SUPERBIKE HANDLEBARS**

Made of sturdy carbon steel, polished to a high-shine.

- 7/8" diameter
- Available in show-polished finish
- Seamless steel tubing construction

**SIZING: STANDARD**

- Width: 29"
- Rise: 2-1/2"
- Pullback: 4-3/4"
- Center width: 4-3/4"



**28-7318** Superbike Handlebars

**DRAG HANDLEBARS**

Made of sturdy carbon steel, polished to a high-shine.

- 7/8" diameter
- Available in show-polished finish
- Seamless steel tubing construction

**SIZING: STANDARD**

- Width: 27-1/2"
- Rise: 0"
- Pullback: 3-1/2"
- Center width: 5"



**28-7320** Drag Handlebars

**UNIVERSAL STREET 7/8" HANDLEBAR - CHROME**

32" wide. 3" rise. 3" pullback. 3" center.

**28-7608** Universal Street Handlebar

**RECOIL SPRING**

Fits all Honda

ATC90/110/185/185S/200 & Yam YT125/175. Sold each.

**00-9300** Recoil Spring

**PULL-START HANDLE**

Fits all Honda

ATC90/110/185/185S/200. Sold each.

**72-0793** Pull-Start Handle

**PULL START KIT COMPLETE FOR HONDA MODELS**

Kit contains main spring, cover plate, throw-out springs, pawls, D-washers, rope and pull handle. Fits ATC185 80-83, ATC200 81-83, ATC200S 84-86, ATC200E Big Red 82-83

**32-0273** Pull Start Kit

**CLUBMAN 7/8" HANDLEBAR - CHROME**

Fits 7/8" Handlebars. Mounted upright or upside down. 27.5" wide. 4.5" tall/drop. 6.5" center.

**28-7604** Clubman 7/8" Handlebar - Chrome

**CLUBMAN JR 7/8" HANDLEBAR - CHROME**

Fits 7/8" handlebars. Mounted upright or upside down. 24" wide. 3.5" tall/drop. 6" center.

**28-7605** Clubman Jr. 7/8" Handlebar - Chrome

**CLUBMAN JR 7/8" HANDLEBAR - BLACK**

Fits 7/8" Handlebars. Mounted upright or upside down. 24" wide. 3.5" tall/drop. 6" center.

**28-7606** Clubman Jr. 7/8" Handlebar - Black

**OE-STYLE ATV 7/8" HANDLEBAR FOR HONDA TRX300EX**

(Repl. OEM# #53100-HCO-670XC), 30" wide, 4 1/2" rise, 5 1/2" pull-back, 6" center, 3 3/8" inside, 4 5/8" outside (knurling).

**28-7611** OE Style ATV 7/8" Handlebar



**FOOTPEGS FOR KAWASAKI ZX/ZR**

OEM# 34028-1428 &amp; 34028-1429. Sold in Pairs.

Fits models Z750S 02-03, ZR-7S 01-05, ZRX1200 04-09, ZX1000 Ninja ZX-10R 99-00, ZX1100 Ninja ZX-11 00-05, ZX1200 Ninja ZX-12R 98-02, ZX600 Ninja ZX-6R 98-03, ZX900 Ninja ZX-9R 05-08, ZZR 600 02-05, ZZR1200 05-06. Sold in Pairs.

**28-1570** Footpegs**FOOTPEGS FOR HONDA F4/1100XX**

OEM# 50635-MBW-000, 50645-MBW-000.

Sold in Pairs. Fits models CBR1100XX Super Blackbird 99-03, CBR600F F4 99-00, VFR1200F 10, VFR1200F 12, VFR800 Interceptor 02-09, Yamaha FZ6R 09-13. Sold in Pairs.

**28-1572** Footpegs**FOOTPEGS FOR HONDA CBR/VFR/VTR**

OEM# 50612-MM5-000 &amp; 50642-MM5-000.

Sold in Pairs. Fits models CB1000 94-95, CB900F 919 02-07, CBR1100XX Super Blackbird 97-98, CBR250R 11-13, CBR900RR 93-97, VTR1000 Super Hawk 98-05. Sold in Pairs.

**28-1571** Footpegs**FOOTPEGS FOR SUZUKI GSX1300R HAYABUSA**

Fits Hayabusa 99-07 and Hayabusa Limited Edition. Sold in Pairs.

**28-1575** Footpegs**FOOTPEGS FOR SUZUKI GSF/GSX**

OEM# 43511-40C00, 43521-40C00.

For models GSF1200S Bandit 97-05, GSF400 Bandit 91-93, GSF600S Bandit 96-03, GSX-R1100 89-98, RF600 94-96. Sold in Pairs.

**28-1573** Footpegs**4.5" MIRROR FOR YAMAHA DT STYLE**

Fits Yamaha DT models only with left hand thread perchs. Sold in pairs.

**28-3505** 4.5" Mirror**UNIVERSAL 4.5" MIRROR FOR YAMAHA DT STYLE**

Fits multiple motorcycles with right hand thread perchs. Sold in pairs.

**28-3506** Universal Mirror**BAR END MIRROR**

Right Handed. Black.

**28-5205** Right Mirror**BAR END MIRROR**

Left Handed. Black.

**28-5206** Left Mirror**BAR END MIRROR**

Right Handed. Polished.

**28-5222** Right Mirror**BAR END MIRROR**

Left Handed. Polished.

**28-5223** Left Mirror**MIRROR FOR KAWASAKI EX250J**

Fits 08-12.

**28-3510** Left**28-3509** Right**MIRROR FOR KAWASAKI EX250F**

Fits 96-07.

**28-3508** Left**28-3507** Right**MIRROR FOR SUZUKI KATANA GSX600/750**

Fits 98-06 models.

**28-3515** Right**28-3516** Left**MIRROR FOR SUZUKI DL650/1000**

Fits 02-11 models.

**28-3517** Right**28-3518** Left**VT/VF MIRROR**

Replaces OEM# 88120-MF9-000.

**28-3503** Right

Replaces OEM# 88110-MF9-000.

**28-3504** Left**UTV/SXS UNIVERSAL MIRROR W/CLAMPS**

Comes with 1.5", 1.75", and 2" mounting clamps.

**28-3513** Universal Mirror

EQUIPMENT &amp; TOOLS

HARD PARTS

CARB &amp; FUEL

IGNITION/ELECTRICAL

CONTROL

SUSPENSION

ACCESSORIES

MARINE



### HONDA GOLDWING FAIRING MOUNT MIRRORS

Sold each or in pairs where indicated.


- 28-3096** GL1100/A/I (80-83), Left & Right chrome (Pair)
- 28-3130** GL1100/A/I (80-83), Left side fairing mount (ea.) chrome
- 28-3131** GL1100/A/I (80-83), Right side fairing mount (ea.) chrome
- 28-8792** GL1200/A/I (84-87 usa), Left side fairing mount (ea.) black
- 28-8791** GL1200/A/I (84-87usa), Right side fairing mount (ea.) black



### HONDA CBR/VFR MIRRORS

Replacement mirrors for: CBR600F2/F3 "Hurricane" (91-94), CBR1000F (93-96) VFR750F (90-97) VFR800F (98-99). Sold each.

- 28-3116** Left side fairing mount
- 28-3114** Right side fairing mount



### HONDA CBR 929RR/954RR MIRRORS

Replacement mirrors for CBR929RR (00-01), CBR954RR (02-03). Sold each.

- 28-3048** Right side fairing mount



### KAWASAKI NINJA EX500, ZX6R/7/7R MIRRORS

With rubber mounting boot.

Fits: EX500 (94-09), ZX600F Ninja ZX6R (95-97), Ninja ZX7 & ZX7R (89-03) Sold each.

- 28-3793** Left side fairing mount, black
- 28-3792** Right side fairing mount, black



### HONDA CBR600RR & CBR1000RR MIRRORS

Replacement mirrors for: CBR600RR (2003-2012), CBR1000RR (2004-2007) Sold each. (L&R)

- 28-3235** Left side fairing mount
- 28-3236** Right side fairing mount



### KAWASAKI NINJA ZX6R/ZZR600/ZX9R MIRRORS

Fits ZX600 Ninja ZX-6R (98-02), ZZR600 (05-08) and ZX900 Ninja ZX-9R (98-01). Sold each.

- 28-3086** Left side fairing mount
- 28-3085** Right side fairing mount




**SUZUKI GSX-R STYLE MIRRORS**

Sold each.



28-3833, 28-3834



28-3856

28-3860

GSX-R600 (97-00), GSX-R750 (96-99) &amp; RF600R/RF900R (all)

**28-3834** Left Side fairing mount

GSX-R600 (97-00), GSX-R750 (96-99) &amp; RF600R/RF900R (all)

**28-3833** Right Side fairing mount

GSX-R600 (2001), GSX-R750 (00-01), GSX-R1000 (2001) &amp; GSX1300R Hayabusa

**28-3856** Right Side fairing mount

GSX-R600/750(02-03)/1000 (2002)

**28-3859** Right Side fairing mount**YAMAHA V-MAX & VIRAGO MIRRORS**

Fits XJ700/XV700/XV750/XV1100

Virago (all) and VMX12 V-Max (85-07) Sold each.

**28-3801** Left side mount**28-3794** Right side mount

28-3801, 28-3794

**DELUXE GP MIRRORS**

Sold in Pairs. 10mm mount.

**28-3779** Short stem-universal

28-3779

**SPORT CRUISER**

Sold in pairs and each.

**28-4006** LH/RH Chrome with 10mm mount for Hon/Kaw/Suz or universal applications. Sold each.**28-2300** RH Chrome with 10mm mount for Yamaha only (reverse thread). Sold each.**28-3789** Chrome for Yamaha with RH reverse thread. Sold in pairs.

28-4006

**YAMAHA R1/R6 MIRRORS**

Fits R1 (98-01), R6 (99-01). Sold each.

**28-3227** Left side fairing mount

28-3227

**YAMAHA YZF600/750 MIRRORS**

Fits YZF600 (95-07)/750 (94-98) FZR1000 (94-95) Sold each.

**NOTE: YAMAHA MIRRORS LISTED ARE BLACK AND WILL FIT APPLICATIONS THAT USE OEM WHITE MIRRORS.****28-3818** Left side fairing mount**28-3817** Right side fairing mount

28-3818, 28-3817

**SUZUKI KATANA STYLE MIRROR** Sold each.**28-3770** Left side fairing mount GSX600/750 Katana (88-97)**28-3765** Right side fairing mount GSX600/750 Katana (88-97)

28-3770, 28-3765

**MIRROR BRACKET**

Great for Dual Sport and custom cruiser applications!

**28-3819** Universal Mirror Bracket  
7/8" (black 10mm)

28-3819

**YAMAHA CRUISER MIRRORS**

Fits XVS650 V-Star (98-10), XVS1100 V-Star (99-09), XVS1300 (07-11), XVZ1300 (05-10), XVZ1300 Royal Star (96-01), XV1600 Road Star (99-03), XV1700 Road Star(96-01), and XV1700 Road Star Warrior (02-09). Sold each.

**28-3230** Left side mount**28-3228** Right side mount

28-3228



28-3230

**BAR END WEDGE MIRROR**

Fits 7/8" handlebar RH or LH side. Sold each.

**28-5208** Matte Black

28-5208

EQUIPMENT & TOOLS

HARD PARTS

CARB & FUEL

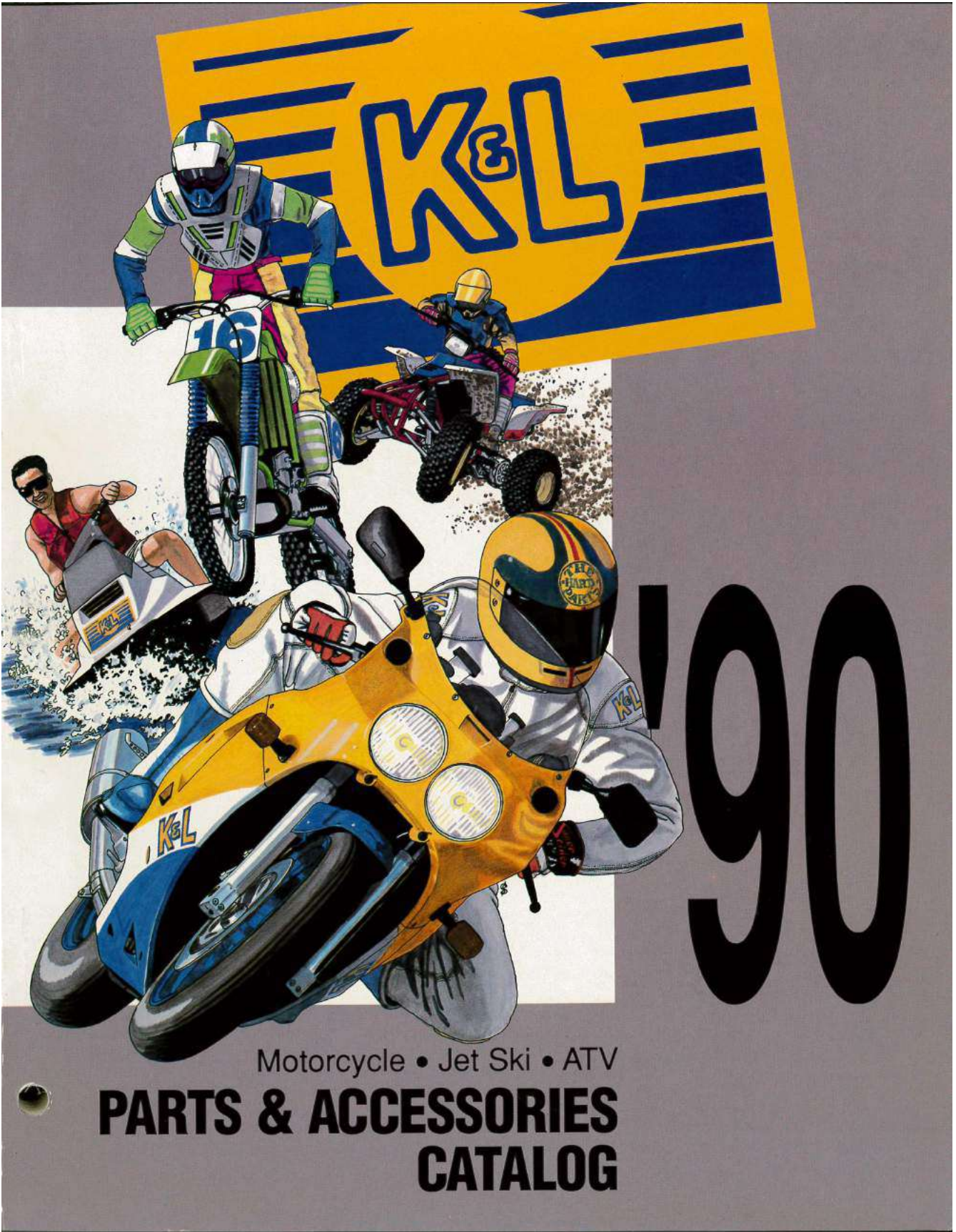
IGNITION/ELECTRICAL

CONTROL

SUSPENSION

ACCESSORIES

MARINE



Motorcycle • Jet Ski • ATV  
**PARTS & ACCESSORIES  
 CATALOG**

CATALOG THROWBACK > 1990



# *SUSPENSION*

TOOLS, SEALS, KITS ETC.

# SUSPENSION

## EMGO CLASSIC SHOCKS

These shocks are available in chrome or glossy black body, both feature short upper shroud with dual chrome springs upper collar and stepped pre-load adjuster. Each shock set includes 10, 12, 14mm bushings and Preload Wrench **Sold in Pair**



DESCRIPTION	TYPE	BLK/ CHR	CHROME
Classic Shock 335mm	EYE / EYE	<b>31-8469</b>	<b>31-8262</b>
Classic Shock 340mm	EYE / CLEVIS	<b>31-8470</b>	<b>31-8263</b>
Classic Shock 365mm	EYE / CLEVIS	<b>31-8474</b>	<b>31-8264</b>
Classic Shock 325mm	EYE / EYE	<b>31-8475</b>	<b>31-8261</b>

**SHOCK SET INCLUDES 10, 12, 14MM BUSHINGS AND PRELOAD WRENCH**

HONDA®					
APPLICATION	YEAR	LENGTH	TYPE	BLK/CHR	CHROME
CB350F	73-74	340mm	E/C	<b>31-8470</b>	<b>31-8263</b>
CB/CL350	69-73	340mm	E/C	<b>31-8470</b>	<b>31-8263</b>
SL350	69-72	340mm	E/C	<b>31-8470</b>	<b>31-8263</b>
CB360	1974	340mm	E/C	<b>31-8470</b>	<b>31-8263</b>
CJ360	76-77	340mm	E/C	<b>31-8470</b>	<b>31-8263</b>
CL360	74-75	340mm	E/C	<b>31-8470</b>	<b>31-8263</b>
CB400F	75-77	340mm	E/C	<b>31-8470</b>	<b>31-8263</b>
CM400	79-81	340mm	E/C	<b>31-8470</b>	<b>31-8263</b>
CB450K1-K7	68-74	340mm	E/C	<b>31-8470</b>	<b>31-8263</b>
CL450K2-K6	70-74	340mm	E/C	<b>31-8470</b>	<b>31-8263</b>
CM450A/C/E	81-83	340mm	E/C	<b>31-8470</b>	<b>31-8263</b>
CB500K	71-73	340mm	E/C	<b>31-8470</b>	<b>31-8263</b>
CB500T	75-76	340mm	E/C	<b>31-8470</b>	<b>31-8263</b>
CX500/C/D	78-82	325mm	E/E	<b>31-8475</b>	<b>31-8261</b>
VT500FT Ascot	83-84	325mm	E/E	<b>31-8475</b>	<b>31-8261</b>
XBR500	87-89	325mm	E/E	<b>31-8475</b>	<b>31-8261</b>
CB550F/K	75-77	340mm	E/C	<b>31-8470</b>	<b>31-8263</b>
CB650C Custom	79-82	340mm	E/C	<b>31-8470</b>	<b>31-8263</b>
CB650SC Nighthawk	1982	365mm	E/C	<b>31-8474</b>	<b>31-8264</b>
CB650SC Nighthawk	83-85	325mm	E/E	<b>31-8475</b>	<b>31-8261</b>
VF700C Magna	85-87	325mm	E/E	<b>31-8475</b>	<b>31-8261</b>
CB700SC N/H	84-86	340mm	E/C	<b>31-8470</b>	<b>31-8263</b>
VT750C Shadow	1983	325mm	E/E	<b>31-8475</b>	<b>31-8261</b>
CB750K	70-75	340mm	E/C	<b>31-8470</b>	<b>31-8263</b>
CB750A/F	76-78	340mm	E/C	<b>31-8470</b>	<b>31-8263</b>
CB750C/SC	80-83	340mm	E/C	<b>31-8470</b>	<b>31-8263</b>
CB750F/K/LTD	79-82	365mm	E/C	<b>31-8474</b>	<b>31-8264</b>
CB900C Custom	80-82	325mm	E/E	<b>31-8475</b>	<b>31-8261</b>
CB900F	81-82	365mm	E/C	<b>31-8474</b>	<b>31-8264</b>
CBX	79-82	365mm	E/C	<b>31-8474</b>	<b>31-8264</b>
GL1000 Goldwing	75-79	340mm	E/C	<b>31-8470</b>	<b>31-8263</b>
CB1000C Custom	1983	325mm	E/E	<b>31-8475</b>	<b>31-8261</b>
CB1100F	1983	365mm	E/C	<b>31-8474</b>	<b>31-8264</b>

KAWASAKI®					
APPLICATION	YEAR	LENGTH	TYPE	BLK/CHR	CHROME
KZ200	78-79	325mm	E/E	<b>31-8475</b>	<b>31-8261</b>
KZ250	80-83	325mm	E/E	<b>31-8475</b>	<b>31-8261</b>
KH250	73-76	325mm	E/E	<b>31-8475</b>	<b>31-8261</b>
KZ305 A/B CSR	81-88	325mm	E/E	<b>31-8475</b>	<b>31-8261</b>
KH400 A3-A4	75-76	325mm	E/E	<b>31-8475</b>	<b>31-8261</b>
S3 A-400	74-75	325mm	E/E	<b>31-8475</b>	<b>31-8261</b>
KZ400	74-79	325mm	E/E	<b>31-8475</b>	<b>31-8261</b>
H1A-F/KH500	69-76	325mm	E/E	<b>31-8475</b>	<b>31-8261</b>
KZ550 C1-C4	80-83	325mm	E/E	<b>31-8475</b>	<b>31-8261</b>
KZ550 D1(GPZ)	1981	335mm	E/E	<b>31-8469</b>	<b>31-8262</b>
KZ550 A1-A3	80-82	335mm	E/E	<b>31-8469</b>	<b>31-8262</b>
KZ650B/C/D/E/F/H	77-83	325mm	E/E	<b>31-8475</b>	<b>31-8261</b>
VN700 A1 Vulcan	1985	325mm	E/E	<b>31-8475</b>	<b>31-8261</b>
H2-750	72-75	325mm	E/E	<b>31-8475</b>	<b>31-8261</b>
KZ750B1 - B4	76-79	325mm	E/E	<b>31-8475</b>	<b>31-8261</b>
KZ750E/H/R	80-83	335mm	E/E	<b>31-8469</b>	<b>31-8262</b>
VN750 Vulcan	86-88	325mm	E/E	<b>31-8475</b>	<b>31-8261</b>
KZ900A/B	1976	335mm	E/E	<b>31-8469</b>	<b>31-8262</b>
Z1/Z2	73-75	335mm	E/E	<b>31-8469</b>	<b>31-8262</b>
KZ1000	77-83	335mm	E/E	<b>31-8469</b>	<b>31-8262</b>
KZ1100	81-83	335mm	E/E	<b>31-8469</b>	<b>31-8262</b>

SUZUKI®					
APPLICATION	YEAR	LENGTH	TYPE	BLK/CHR	CHROME
GT185	72-77	325mm	E/E	<b>31-8475</b>	<b>31-8261</b>
GS250	80-81	325mm	E/E	<b>31-8475</b>	<b>31-8261</b>
GT250/L/M/A/B/C	73-78	325mm	E/E	<b>31-8475</b>	<b>31-8261</b>
T250	70-73	325mm	E/E	<b>31-8475</b>	<b>31-8261</b>
GS300	83-85	335mm	E/E	<b>31-8469</b>	<b>31-8262</b>
T350	70-73	325mm	E/E	<b>31-8475</b>	<b>31-8261</b>
GT380	72-77	325mm	E/E	<b>31-8475</b>	<b>31-8261</b>
GN400	80-82	335mm	E/E	<b>31-8469</b>	<b>31-8262</b>
GS400	77-78	325mm	E/E	<b>31-8475</b>	<b>31-8261</b>
GS425	1979	335mm	E/E	<b>31-8469</b>	<b>31-8262</b>
GS450	80-83	335mm	E/E	<b>31-8469</b>	<b>31-8262</b>
GT500	75-77	325mm	E/E	<b>31-8475</b>	<b>31-8261</b>
RE5 (ROTARY)	75-76	340mm	E/C	<b>31-8470</b>	<b>31-8263</b>
T500	71-75	325mm	E/E	<b>31-8475</b>	<b>31-8261</b>
GS550	77-82	335mm	E/E	<b>31-8469</b>	<b>31-8262</b>
GT550	72-77	325mm	E/E	<b>31-8475</b>	<b>31-8261</b>
GS650EX/GLX	1981	335mm	E/E	<b>31-8469</b>	<b>31-8262</b>
GS650GLX	1982	325mm	E/E	<b>31-8475</b>	<b>31-8261</b>
VS700 Intruder	85-86	325mm	E/E	<b>31-8475</b>	<b>31-8261</b>
GS750	77-83	340mm	E/C	<b>31-8470</b>	<b>31-8263</b>
GT750	72-77	325mm	E/E	<b>31-8475</b>	<b>31-8261</b>
GS850	78-82	335mm	E/E	<b>31-8469</b>	<b>31-8262</b>
GS1000	78-82	340mm	E/C	<b>31-8470</b>	<b>31-8263</b>
GS1100E	80-83	340mm	E/C	<b>31-8470</b>	<b>31-8263</b>
GS1100G	82-83	335mm	E/E	<b>31-8469</b>	<b>31-8262</b>
GS1100LT	1980	340mm	E/C	<b>31-8470</b>	<b>31-8263</b>
GS1100SD KATANA	1983	340mm	E/C	<b>31-8470</b>	<b>31-8263</b>

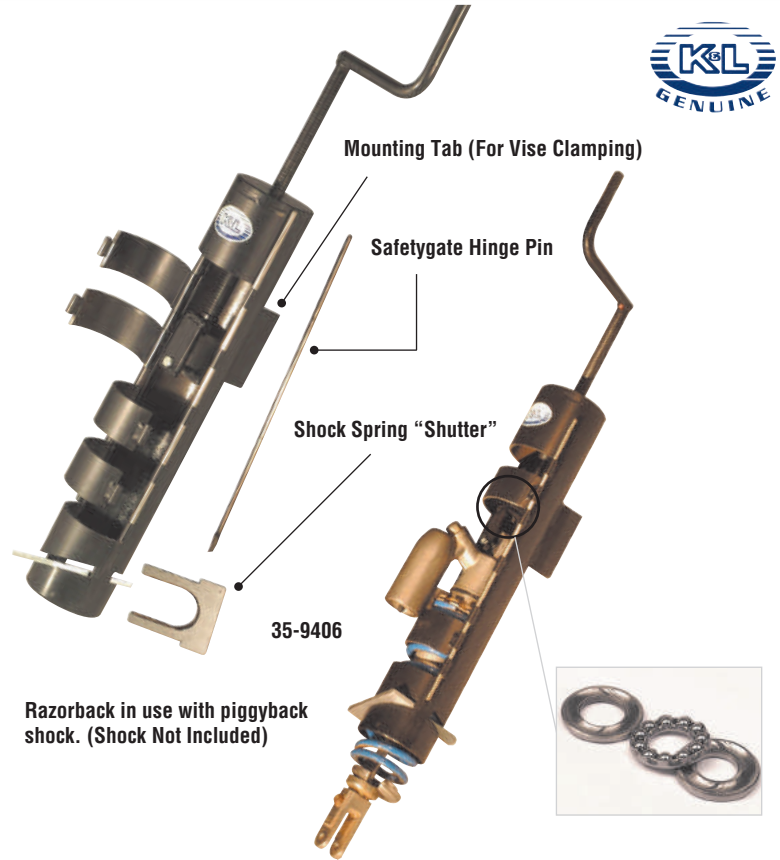
YAMAHA®					
APPLICATION	YEAR	LENGTH	TYPE	BLK/CHR	CHROME
RD250	73-75	335mm	E/E	<b>31-8469</b>	<b>31-8262</b>
RD250E	78-79	325mm	E/E	<b>31-8475</b>	<b>31-8261</b>
RD350	73-75	335mm	E/E	<b>31-8469</b>	<b>31-8262</b>
XS360	76-77	335mm	E/E	<b>31-8469</b>	<b>31-8262</b>
RD400C/D/E/F	76-79	325mm	E/E	<b>31-8475</b>	<b>31-8261</b>
XS400	77-81	325mm	E/E	<b>31-8475</b>	<b>31-8261</b>
SR500	78-81	325mm	E/E	<b>31-8475</b>	<b>31-8261</b>
XS500	75-77	325mm	E/E	<b>31-8475</b>	<b>31-8261</b>
XJ550	81-83	325mm	E/E	<b>31-8475</b>	<b>31-8261</b>
TX650	73-74	335mm	E/E	<b>31-8469</b>	<b>31-8262</b>
XJ650	80-83	325mm	E/E	<b>31-8475</b>	<b>31-8261</b>
XS650	75-83	325mm	E/E	<b>31-8475</b>	<b>31-8261</b>
XV700 Virago	84-86	325mm	E/E	<b>31-8475</b>	<b>31-8261</b>
XJ750	81-83	325mm	E/E	<b>31-8475</b>	<b>31-8261</b>
XS750	77-78	325mm	E/E	<b>31-8475</b>	<b>31-8261</b>
XS850	80-81	325mm	E/E	<b>31-8475</b>	<b>31-8261</b>
XJ900 Seca	1983	325mm	E/E	<b>31-8475</b>	<b>31-8261</b>
XJ1100 Maxim	1982	325mm	E/E	<b>31-8475</b>	<b>31-8261</b>
XS1100	79-81	325mm	E/E	<b>31-8475</b>	<b>31-8261</b>
XV1100 Virago	84-86	325mm	E/E	<b>31-8475</b>	<b>31-8261</b>
XV1100S/SG	1986	325mm	E/E	<b>31-8475</b>	<b>31-8261</b>
VMX-12N/NC VMAX	1985	325mm	E/E	<b>31-8475</b>	<b>31-8261</b>



### K&L RAZORBACK SHOCK SPRING TOOL

The Razorback is the Shock Spring Tool that does it all. Single Shocks, Dual Shocks, even Piggyback Reservoir shocks can be safely handled with this tool. Its safetygate system encloses the entire shock while the spring is being compressed, eliminating the chance of a spring breaking free under load. The Razorback even has a tab for clamping in your bench vise, making spring changes safe, simple, and profitable.

35-9406 Razorback Shock Spring Tool



### SHOCK SPANNERS

Made from Forged alloy steel. Used to Adjust the ring nut on shock absorbers. Great for shop or home use. Available in 40-45mm and 60-65mm sizes to fit most applications.

35-6462 Shock Spanner (40-45mm)

35-6464 Shock Spanner (60-65mm)



### PIVOT SUSPENSION VISE

Designed to make suspension service simple and quick. Holds shocks and forks securely while you change oil, re-valve, or change seals. Pivoting head holds parts in any position, with mechanical stops every 45 degrees. Aluminum Soft Jaw Vise holds cylindrically shaped parts utilizing a 4 point grip system

35-8688 Pivot Suspension Vise



EQUIPMENT & TOOLS

HARD PARTS

CARB & FUEL

IGNITION/ELECTRICAL

CONTROL

SUSPENSION

ACCESSORIES

MARINE

EQUIPMENT & TOOLS

### K&L FORK TUBE REBUILD KIT

Highest quality kit available. **Made in Japan.** Kit includes 1 fork seal, 1 dust seal (wiper), 1 inner bushing, 1 outer bushing and 1 circlip. to rebuild Qty-1 fork. **ORDER QTY-2 KITS FOR COMPLETE FORK REBUILDS.**

HARD PARTS

#### K&L FORK TUBE REBUILD KIT DIMENSIONS

FORK SEAL DIMENSION	FORK TUBE REBUILD KIT	FORK SEAL DIMENSION	FORK TUBE REBUILD KIT
38x50x8/9.5mm	<b>15-5368</b>	43x55x9.5/10mm	<b>15-5096</b>
38x50x8/9.5mm	<b>15-5369</b>	43x55x9.5/10mm	<b>15-5108</b>
41x53x8/9.5mm	<b>15-5264</b>	43x55x9.5/10mm	<b>15-5207</b>
41x53x8/9.5mm	<b>15-5363</b>	46x58x9.5/11mm	<b>15-5098</b>
41x54x11mm	<b>15-5241</b>	47x58x10mm	<b>15-5110</b>
41x54x11mm	<b>15-5231</b>	48x58x11mm	<b>15-5103</b>
43x54x11mm	<b>15-5367</b>	48x58x11mm	<b>15-5240</b>

CARB & FUEL

#### K&L FORK TUBE REBUILD KIT APPLICATIONS

HONDA® STREET APPLICATION	YEAR	FORK SEAL DIMENSION	FORK TUBE REBUILD KIT
CB400F CB1	89-90	41x54x11mm	<b>15-5231</b>
CB600F	2004	41x54x11mm	<b>15-5231</b>
CBR600F2 Hurricane	91-94	41x54x11mm	<b>15-5231</b>
CBR600F3 Hurricane	95-98	41x54x11mm	<b>15-5231</b>
CBR600F3 SJR	1996	41x54x11mm	<b>15-5231</b>
CBR600SE	1998	41x54x11mm	<b>15-5231</b>
CBR600RR	05-11	41x54x11mm	<b>15-5231</b>
NT650 Hawk GT	88-91	41x54x11mm	<b>15-5231</b>
CB750 Nighthawk 750	91-01	41x54x11mm	<b>15-5231</b>
RVF750R RC45	1994	41x54x11mm	<b>15-5231</b>
VF750C Magna	94-00	41x54x11mm	<b>15-5231</b>
VF750CD Magna Deluxe	95-96	41x54x11mm	<b>15-5231</b>
VF750C2 Magna Deluxe	97-00	41x54x11mm	<b>15-5231</b>
VFR750F	90-97	41x54x11mm	<b>15-5231</b>
PC800 Pacific Coast	89-90	41x54x11mm	<b>15-5231</b>
PC800 Pacific Coast	94-98	41x54x11mm	<b>15-5231</b>
VFR800Fi Interceptor	98-01	41x54x11mm	<b>15-5231</b>
CB1000	94-95	43x54x11mm	<b>15-5367</b>
CBR1000F Hurricane	87-88	41x54x11mm	<b>15-5231</b>
CBR1000F Hurricane	90-96	41x54x11mm	<b>15-5231</b>
VF1000R	85-86	41x54x11mm	<b>15-5231</b>
VTR1000F Super Hawk	98-06	41x54x11mm	<b>15-5231</b>
CBR1100XX Blackbird	97-98	43x54x11mm	<b>15-5367</b>
ST1100	91-02	41x54x11mm	<b>15-5231</b>
ST1100A (ABS)	92-95	41x54x11mm	<b>15-5231</b>
ST1100A (ABS)	96-02	43x54x11mm	<b>15-5367</b>
VF1100S V65 Sabre	84-85	41x54x11mm	<b>15-5231</b>
VT1100C2 Shadow ACE	95-99	41x54x11mm	<b>15-5231</b>
VT1100C3 Shadow Aero	98-02	41x54x11mm	<b>15-5231</b>
VT1100D2 ACE	1999	41x54x11mm	<b>15-5231</b>
VT1100T ACE Tourer	98-00	41x54x11mm	<b>15-5231</b>
VTX1300 C/R/S/T	03-09	41x54x11mm	<b>15-5231</b>
GL1500 Goldwing	88-90	41x54x11mm	<b>15-5231</b>
GL1500A Aspencade	91-00	41x54x11mm	<b>15-5231</b>
GL1500I Interstate	91-96	41x54x11mm	<b>15-5231</b>
GL1500SE Goldwing SE	90-00	41x54x11mm	<b>15-5231</b>

CONTROL

SUSPENSION

ACCESSORIES

MARINE

HONDA® OFFROAD APPLICATION	YEAR	FORK SEAL DIMENSION	FORK TUBE REBUILD KIT
CR125R	94-96	43x55x9.5/10mm	<b>15-5096</b>
CR125R	97-06	46x58x9.5/11mm	<b>15-5098</b>
CR250R	1995	43x55x9.5/10mm	<b>15-5096</b>
CR250R	1996	46x58x9.5/11mm	<b>15-5098</b>
CR250R	97-08	47x58x10mm	<b>15-5110</b>
CRF250R	04-09	47x58x10mm	<b>15-5110</b>
CRF250R	10-14	48x58x11mm	<b>15-5240</b>
CRF250X	04-12	47x58x10mm	<b>15-5110</b>
CRF450R	02-08	47x58x10mm	<b>15-5110</b>
CRF450R	09-14	48x58x11mm	<b>15-5240</b>
CRF450X	05-12	48x58x10mm	<b>15-5110</b>
CR500R	1995	43x55x9.5/10mm	<b>15-5096</b>
CR500R	96-01	46x58x9.5/11mm	<b>15-5098</b>



KAWASAKI® STREET APPLICATION	YEAR	FORK SEAL DIMENSION	FORK TUBE REBUILD KIT
ZX600C1~C10 Ninja 600R	88-97	38x50x8/9.5mm	<b>15-5368</b>
ZX600DNinja ZX-6	90-93	41x54x11mm	<b>15-5231</b>
ZX600E1~E10 Ninja ZX-6	93-02	41x54x11mm	<b>15-5231</b>
ZX600E11/E12 ZZR600	03-04	41x54x11mm	<b>15-5231</b>
ZX600F1/F2/F3 Ninja ZX-6R	95-97	41x53x8/9.5mm	<b>15-5363</b>
ZR750C1/C2/C3 Zephyr 750	91-93	41x53x8/9.5mm	<b>15-5363</b>
ZX750F Ninja 750R	87-90	38x50x8/9.5mm	<b>15-5368</b>
ZX750H1/H2 Ninja ZX-7	89-90	43x55x9.5/10mm	<b>15-5108</b>
ZX750K1/K2 Ninja ZX-7R	91-92	41x53x8/9.5mm	<b>15-5264</b>
ZX750L1/L2/L3 Ninja ZX-7	93-95	41x53x8/9.5mm	<b>15-5264</b>
ZX750M1/M2 Ninja ZX-7R	93-94	41x53x8/9.5mm	<b>15-5264</b>
VN800A1~A11 Vulcan 800	95-05	41x54x11mm	<b>15-5231</b>
VN800B1~B9 Vulcan Classic	96-04	41x54x11mm	<b>15-5231</b>
VN800C1/C2 Vulcan Drifter	99-00	41x54x11mm	<b>15-5231</b>
VN800E1/E2/E3/E4/E5	01-06	41x54x11mm	<b>15-5231</b>
ZX900A1/A2/A3 Ninja 900R	84-86	38x50x8/9.5mm	<b>15-5368</b>
ZX900B Ninja ZX-9R	94-97	41x53x8/9.5mm	<b>15-5264</b>
ZG1000A9~A13 Concours	94-98	41x53x8/9.5mm	<b>15-5363</b>
ZR1000A1/A2/A3 Z1000	03-05	41x54x11mm	<b>15-5231</b>
ZX1000B1/B2/B3 Ninja ZX-10	88-90	41x53x8/9.5mm	<b>15-5363</b>
ZR1100A Zephyr	92-95	43x55x9.5/10mm	<b>15-5108</b>
ZR1100C/D ZRX1100	97-00	43x55x9.5/10mm	<b>15-5207</b>
ZX1100C Ninja ZX-11	90-93	43x55x9.5/10mm	<b>15-5108</b>
ZX1100D1~D9 Ninja ZX-11	93-01	43x55x9.5/10mm	<b>15-5108</b>
ZX1100E1/E2/E3 GPz	95-97	41x53x8/9.5mm	<b>15-5363</b>
ZX1100F1 GPz (ABS)	1996	41x53x8/9.5mm	<b>15-5363</b>
ZR1200A1~A5 ZRX1200	01-05	43x55x9.5/10mm	<b>15-5207</b>
ZG1200A/B Voyager XII	86-03	41x54x11mm	<b>15-5231</b>
VN1500A1~A9 Vulcan 88	87-95	41x54x11mm	<b>15-5231</b>
VN1500A10/A11/A12 Vulcan	96-98	41x54x11mm	<b>15-5231</b>
VN1500B Vulcan 88SE	87-90	41x54x11mm	<b>15-5231</b>
VN1500C3/C4 Vulcan 1500L	96-97	41x54x11mm	<b>15-5231</b>
VN1500D 1500 Classic	96-98	41x54x11mm	<b>15-5231</b>
VN1500E1~E8 Vulcan Classic	98-05	41x54x11mm	<b>15-5231</b>
VN1500G1 Vulcan Nomad	1999	41x54x11mm	<b>15-5231</b>
VN1500G1A Vulcan Nomad	1999	41x54x11mm	<b>15-5231</b>
VN1500G2A Vulcan Nomad	2000	41x54x11mm	<b>15-5231</b>
VN1500J1/J2 Vulcan Drifter	99-00	41x54x11mm	<b>15-5231</b>
VN1500L Vulcan Nomad FI	00-03	41x54x11mm	<b>15-5231</b>
VN1500N1 Vulcan Classic FI	2000	41x54x11mm	<b>15-5231</b>
VN1500R3 Vulcan Drifter	2003	41x54x11mm	<b>15-5231</b>

KAWASAKI® OFFROAD APPLICATION	YEAR	FORK SEAL DIMENSION	FORK TUBE REBUILD KIT
KX125H2/J1/J2/K1/K2	91-95	43x55x9.5/10mm	15-5096
KX125K3/K4/K5/L1/L2/L3	96-01	46x58x9.5/11mm	15-5098
KX125L4/M1/	02-03	48x58x11mm	15-5103
KX125L4/M1/M2 /M3	04-05	48x58x11mm	15-5240
KDX250D1/D2/D3/D4	91-94	43x55x9.5/10mm	15-5096
KLX250D2/D3/D4	94-96	43x55x9.5/10mm	15-5096
KLX250S	06-10	43x55x9.5/10mm	15-5096
KLX250SF	09-10	43x55x9.5/10mm	15-5096
KX250H2/J1/J2/K1/K2	91-95	43x55x9.5/10mm	15-5096
KX250K3/K4/K5/L1/L2/L3	96-01	46x58x9.5/11mm	15-5098
KX250L4/M1	02-03	48x58x11mm	15-5103
KX250M2/M3	04-05	48x58x11mm	15-5240
KX250M2/M3	2006	47x58x10mm	15-5110
KX250N1 KX250F (4-stroke)	04-05	48x58x11mm	15-5240
KX250F (4-stroke)	06-12	47x58x10mm	15-5110
KLX300A2~A10	97-07	43x55x9.5/10mm	15-5096
KX500E3/E4/E5/E6/E7/E8	91-96	43x55x9.5/10mm	15-5096
KX500E9~E16	97-04	46x58x9.5/11mm	15-5098
KLX650A1/A2/A3 KLX650R	93-95	43x55x9.5/10mm	15-5096
KLX650C Dual Sport	93-96	43x55x9.5/10mm	15-5096
KLX650D1 KLX650R	1996	43x55x9.5/10mm	15-5096

SUZUKI® STREET APPLICATION	YEAR	FORK SEAL DIMENSION	FORK TUBE REBUILD KIT
GSF600ST/SV/SW Bandit	96-98	41x53x8/9.5mm	15-5363
GSX600F/FP/FR/FS/FT Katana	88-96	41x54x11mm	15-5241
GSX600FV Katana	1997	41x54x11mm	15-5231
RF600RR/RS/RT	94-96	41x54x11mm	15-5231
GSX750F Katana	89-96	41x54x11mm	15-5241
GSX750FV Katana	1997	41x54x11mm	15-5231
GSX-R750G/H	86-87	41x53x8/9.5mm	15-5363
GSX-R750M/N	91-92	41x54x11mm	15-5241
GSX-R750	96-03	43x54x11mm	15-5367
RF900RR, All	94-97	43x54x11mm	15-5367
DL1000 V-Strom	02-12	43x54x11mm	15-5367
TL1000R	98-03	43x55x9.5/10mm	15-5207
TL1000S	97-01	43x55x9.5/10mm	15-5108
GSX1100G Shaft	91-93	43x55x9.5/10mm	15-5108
GSX-R1100G/H/J	86-88	41x53x8/9.5mm	15-5363
GSX-R1100K/L	89-90	43x55x9.5/10mm	15-5108
GSX-R1100M/N	91-92	41x53x8/9.5mm	15-5264
GSX-R1100WP/WR	93-94	41x53x8/9.5mm	15-5264
GSX-R1100W	95-98	43x55x9.5/10mm	15-5108
GSF1200S Bandit	97-00	43x54x11mm	15-5367
GSF1200SAV Bandit	1997	43x54x11mm	15-5367
GSF1200SK1/SK2 Bandit	01-02	43x54x11mm	15-5367

SUZUKI® OFFROAD APPLICATION	YEAR	FORK SEAL DIMENSION	FORK TUBE REBUILD KIT
RM125K1-K8	01-08	47x58x10mm	15-5110
RM250K1/K2/K3	01-03	46x58x9.5/11mm	15-5098
RM250K4 -K8	04-08	47x58x10mm	15-5110
RM-Z250 (4-stroke)	07-11	48x58x11mm	15-5240
RM-Z450 (4-stroke)	05-11	47x58x10mm	15-5110

YAMAHA® STREET APPLICATION	YEAR	FORK SEAL DIMENSION	FORK TUBE REBUILD KIT
FZR400	88-90	38x50x8/9.5mm	15-5368
YP400 Majesty	05-10	41x53x8/9.5mm	15-5363
FZR600	89-97	38x50x8/9.5mm	15-5368
XJ600SD/SDC/SE/SEC Seca II	92-93	38x50x8/9.5mm	15-5368
YZF600RG/RGC/RH/RHC	95-96	41x53x8/9.5mm	15-5264
YZF600R	97-04	41x53x8/9.5mm	15-5363
YZF-R6	99-04	43x55x9.5/10mm	15-5207
XVS650 V-Star (all)	98-11	41x53x8/9.5mm	15-5363
XJ700N/NC/S/SC Maxim	85-86	38x50x8/9.5mm	15-5369
XJ700X Maxim X	85-86	38x50x8/9.5mm	15-5369
XV700L/LC/N/NC Virago	84-85	38x50x8/9.5mm	15-5369

YAMAHA® STREET APPLICATION	YEAR	FORK SEAL DIMENSION	FORK TUBE REBUILD KIT
XV700 Virago	86-87	38x50x8/9.5mm	15-5369
XV700SS/SSC Virago	1986	38x50x8/9.5mm	15-5369
FZR750RT	1987	41x53x8/9.5mm	15-5363
XV750U/UC~F/FC Virago	88-94	38x50x8/9.5mm	15-5369
XV750G/GC/H1/HC1 Virago	95-96	38x50x8/9.5mm	15-5368
XV750J1/JC1 Virago	1997	38x50x8/9.5mm	15-5368
YZF750RF/RFC	1994	41x53x8/9.5mm	15-5264
YZF750R	96-98	41x53x8/9.5mm	15-5363
XVS950 V-Star (all)	09-11	41x53x8/9.5mm	15-5363
FZR1000T/TC/U/UC	87-88	41x53x8/9.5mm	15-5363
FZR1000W/WC/A/AC	89-90	43x55x9.5/10mm	15-5108
FZR1000B/BC/D/DC/E/EC	91-93	41x53x8/9.5mm	15-5264
XV1000 Virago	1984	38x50x8/9.5mm	15-5369
XV1100 Virago	89-94	38x50x8/9.5mm	15-5369
XV1100 Virago	95-97	38x50x8/9.5mm	15-5368
XVS1100 V-Star (all)	99-09	41x53x8/9.5mm	15-5363
FJ1100L/LC/N/NC	84-85	41x53x8/9.5mm	15-5363
FJ1200AD/ADC (ABS)	92-93	41x53x8/9.5mm	15-5363
FJ1200	86-92	41x53x8/9.5mm	15-5363
VMX12 V-Max	93-98	43x55x9.5/10mm	15-5108
VMX12 V-Max	99-04	43x55x9.5/10mm	15-5207
XVS1300 V-Star (all)	07-11	41x53x8/9.5mm	15-5363

YAMAHA® OFFROAD APPLICATION	YEAR	FORK SEAL DIMENSION	FORK TUBE REBUILD KIT
YZ125B1/D1/E1/F1/G1	91-95	43x55x9.5/10mm	15-5096
YZ125	96-03	46x58x9.5/11mm	15-5098
YZ125	04-12	48x58x11mm	15-5240
WR250Z	91-97	43x55x9.5/10mm	15-5096
WR250FN/FP/FR/FS (4-stroke)	01-04	46x58x9.5/11mm	15-5098
WR250F (4-stroke)	05-11	48x58x11mm	15-5240
YZ250F (4-stroke)	01-03	46x58x9.5/11mm	15-5098
YZ250F (4-stroke)	04-13	48x58x11mm	15-5240
YZ250B1/D1/E1/F1/G1	91-95	43x55x9.5/10mm	15-5096
YZ250	96-03	46x58x9.5/11mm	15-5098
YZ250	04-12	48x58x11mm	15-5240
WR400FK/FL/FM (4-stroke)	98-00	46x58x9.5/11mm	15-5098
YZ400FK/FL (4-stroke)	98-00	46x58x9.5/11mm	15-5098
WR426FN/FP (4-stroke)	01-02	46x58x9.5/11mm	15-5098
YZ426FM/FN/FP (4-stroke)	00-02	46x58x9.5/11mm	15-5098
WR450FR (4-stroke)	03-04	46x58x9.5/11mm	15-5098
WR450F (4-stroke)	05-13	48x58x11mm	15-5240
YZ450F (4-stroke)	2003	46x58x9.5/11mm	15-5098
YZ450F (4-stroke)	05-13	48x58x11mm	15-5240
WR500ZD/ZE	92-93	43x55x9.5/10mm	15-5096

### ULTRA SLICK SEAL GREASE

1 oz. container.

35-8682 Ultra Slick Seal Grease



35-8682

### FORK AND SHOCK PUMP 0-60 PSI

Air pump designed for forks and shocks that require low pressures. This pump has a convenient bleeder valve and a flexible hose that allows access into tight spaces.

35-8664 Fork and Shock Pump 0-60 PSI



35-8664



## K&L FORK SEAL REFERENCE CHART

EQUIPMENT & TOOLS

HARD PARTS

CARB & FUEL

IGNITION/ELECTRICAL

CONTROL

SUSPENSION

ACCESSORIES

MARINE

FORK SEAL DIMENSION	MFG	K&L PART NUMBER	HONDA® OEM REF P/N	KAWASAKI® OEM REF P/N	SUZUKI® OEM REF P/N	YAMAHA® OEM REF P/N
26x37x10.5mm	ARS	15-1413			51153-03400	1RY-23145-00-00 3VR-23145-00-00
27x39x10.5mm	ARS	15-1410	51490-GN1-013 51490-149-840 90756-149-841	92049-1075 92049-1076 92049-1319	51153-13200 51153-39140	93110-27010-00
30x40.5x10.5mm	ARS	15-1444		92049-1049	51153-08011 51153-29400	137-23145-01-00 33J-23145-00-00
30x42x11mm	ARS	15-5062		92049-1069	K9204-91069	
31x43x10mm	ARS	15-1428	51490-GC4-700 51490-GAA-305 51490-KC5-305 51490-446-770	92049-1080		
33x46x10.5mm	ARS	15-1437	91255-312-003 91255-413-881			1L9-23145-00-00
33x46x11mm	ARS	15-5063	91255-369-000 51490-473-305 51490-413-305 51490-GC4-830	92049-1340 92049-1524	51153-02B00 K9204-91524	51490-KB9-305 584-23145-50-00
34x46x10.5mm	ARS	15-1420		44009-026	51153-16511	
35x47x10.5mm	ARS	15-1438	European Applications: Models with 35mm Forks-35mm Boge, Ceriani, and Telesco Forks, AJS, Bultaco, Can-Am, CZ, Early Husqvarna, Montesa, Moto-Guzzi, Ossa, Penton, Puch, Rokon, M/Betor Forks			
35x48x10.5mm	ARS	15-1422	51490-KE1-305	44009-016 92049-1252 92049-1350	51153-16410	341-23145-51-00 93110-35019-00
35x48x11mm	ARS	15-1439	91255-KBH-003 51490-GS2-305 51490-KL4-951	92049-1089	51153-19D10 51153-34010 51153-40A00	38W-23145-00-00
36x48x8/9.5mm	NOK	15-2569		92049-1193 92049-1394	51153-16730	4ES-23145-00-00 48Y-23145-00-00
36x48x10.5mm	ARS	15-1411	51490-KK0-305	44009-024 92049-1009 92049-1216		
36x48x11mm	ARS	15-2566		92049-1226		1KH-23145-00-00 2AJ-23145-00-00 3J6-23145-00-00
37x48x10.5mm	ARS	15-5587	51495-467-405 91255-444-003			
37x48x12.5mm	ARS	15-2597	91255-467-405			
37x49x8/9.5mm	NOK	15-2562		92049-1435	51153-00A00 51153-08C20 51153-49001	41Y-23145-00-00
37x50x11mm	ARS	15-2561	51490-KWL-003 51490-KAZ-003 51490-KR6-305 51490-GBF-J21 91255-461-003	92049-1421	51153-25D00 51153-45200 51153-03B30	
38x50x8/9.5mm	NOK	15-2567		92049-1178 92049-1295, 2567	51153-20A00	3EN-23145-00-00
38x50x10.5mm	ARS	15-1421	91255-KA3-701	92049-1042 92049-1180	51153-14140 51153-40300	
38x52x11mm	ARUSU	15-1412		92049-1230		
39x52x11mm	ARS	15-5088	51490-MB9-782 51490-MG2-872 91255-463-305		51153-19D00	3XV-23145-00-00
40x52x8/9.5mm	ARS	15-2598		92049-1251		1NL-23145-00-00
41x53x8/10.5mm	NOK	15-5079	51490-MCK-A01 51490-MCT-003	92049-1494	51153-14F00 51153-10G50	
41x53x10.5mm	ARS	15-2563	91255-KA4-004	92049-1245		43F-23145-10-00
41x54x11mm	ARS	15-5087	51490-KAE-003 51490-MEE-D01 51490-MN8-305 51490-MER-R61	92049-1363 92049-0072 92049-0058 92049-0125	51153-08D00 51153-01H00 51153-01H10	3MA-23145-00-00
43x54x9.5/10mm	NOK	15-5072	51490-ML3-305			
43x54x11mm	NOK	15-5084	51490-KA4-831 51490-KS6-305 51490-MCF-000 51490-MR7-305 51490-MFL-003	92049-0064	51153-14D00 51153-27G00 51153-47H00	55Y-23145-L0-00 4NK-23145-00-00

FORK SEAL DIMENSION	MFG	K&L PART NUMBER	HONDA® OEM REF P/N	KAWASAKI® OEM REF P/N	SUZUKI® OEM REF P/N	YAMAHA® OEM REF P/N
43x55x9.5/10mm	NOK	15-5053	51490-KZ4-305	92049-1373 92049-1392 92049-1522 92049-0072 92049-0007	51150-01890 51153-46E20 51153-02FA0 51153-41G00	5VU-23145-L0-00 4PU-23145-01-00 5PW-23145-00-00 3XJ-23145-L0-00
43x55x10.5mm	ARS	15-2564	91255-KA4-701		51153-14330	23X-23145-L0-00
45x57x11mm	MCI	15-5081	51490-KZ3-810 51490-KZ3-821 51490-MW0-003 51490-MCA-003		51153-28E30 51153-34E00	
46x58x9.5/11mm	NOK	15-5095	51490-MAC-741 51490-KZ4-J11 51490-KZ4-J21	92049-1504 92049-1440	51153-37F00	5UN-23145-L0-00
46x58x10.5mm	NOK	15-5089		92049-1495	51153-42F00	1D7-23145-00-00
47x58x10mm	NOK	15-6298	51490-KZ3-B01 51490-KZ3-J11 51490-KZ3-J31 51490-MEN-003		51153-37F80	
48x58x11mm	NOK	15-5488	51490-KRN-A41 51490-MEN-A31 51490-MEN-A41 51490-MEN-A51	92049-1599 92049-0056 92049-0117 92049-0070	K9204-91599	1C3-23145-L0-00 5XE-23145-L0-00

### K&L FORK SEALS & FORK SEAL / WIPER KITS

K&L Fork Seals are the highest quality available and are exact replacements for most applications. (NOK/ARS/MCI) Made in Japan. Fork Seals sold in pairs. Fork Seal/Wiper kits sold in four piece sets: two fork seals and two fork wipers (dust seals).



BUELL® APPLICATION	YEAR	FORK SEAL DIMENSIONS	FORK/DUST SEAL KIT	FORK SEALS
Cyclone M2	97-02	43x54x11mm	15-5431	15-5084
Lightning X1	99-02	41x54x11mm	—	15-5087
Thunderbolt S3 & S3T	99-00	41x54x11mm	—	15-5087

EUROPEAN APPLICATIONS	FORK SEAL DIMENSIONS	FORK/DUST SEAL KIT	FORK SEALS
Applications with 35mm Forks Including -Boge, Ceriani, and Telesco Forks, AJS, Bultaco, Can-Am, CZ, Early Husqvarna, Montesa, Moto-Guzzi, Ossa, Penton, Puch, Rokon, KTM models with Betor Forks.	35x47x10.5mm	—	15-1438
Can-Am, KTM models with 38mm Marzocchi Forks	38x50x8/9.5mm	—	15-2567
Husqvarna, KTM models with 40mm Marzocchi Forks	40x52x8/9.5mm	—	15-2598
Husqvarna models with 45mm Showa Forks	45x57x11mm	15-2601	15-5081


DUCATI® APPLICATION	YEAR	FORK SEAL DIMENSIONS	FORK SEALS
748 Biposto	98	43x54x11mm	15-5084
748 Strada	98	43x54x11mm	15-5084
748 Biposto	95-97	43x54x11mm	15-5084

DUCATI® APPLICATION	YEAR	FORK SEAL DIMENSIONS	FORK SEALS
748 SP	95-97	43x54x11mm	15-5084
750 SS	94	41x54x11mm	15-5087
851 Biposto	90	41x54x11mm	15-5087
851 SP2	88	41x54x11mm	15-5087
851 Sport	88	41x54x11mm	15-5087
888 SP5	92-94	41x54x11mm	15-5087
888 Strada	91-94	41x54x11mm	15-5087
900 M	93-98	41x54x11mm	15-5087
900m Chromo	98	41x54x11mm	15-5087
900 SL	92-98	41x54x11mm	15-5087
900 SS	90-97	41x54x11mm	15-5087
907 IE	91-94	41x54x11mm	15-5087
916 Biposto	95-97	43x54x11mm	15-5084
916 Senna	95-97	43x54x11mm	15-5084
916 SP	94-97	43x54x11mm	15-5084
916 SPS	97-98	43x54x11mm	15-5084
916 Strada	94-95	43x54x11mm	15-5084
916	98	43x54x11mm	15-5084
916 Senna	98	43x54x11mm	15-5084
944 ST2	97-98	43x54x11mm	15-5084

### STEERING STABILIZER

Similar to Kawasaki OEM 46117-006. Variable force, oil-filled hydraulic steering damper has a seven-point adjustment range in 20 lb. increments. Brackets not included. Sold each. **Made in Japan.**

**30-6550** Steering Stabilizer (NON-REBUILDABLE)



30-6550

### FORK SPRING COMPRESSOR TOOL

This unique fork spring compressor is designed to work on most current sport bikes and road racers. It allows the spring to be compressed while the fork cap is removed from the rod. It can be used on or off the bike on most models.

**35-8680** Fork Spring Compressor Tool TFSC01

**35-2764** Soft-Face Protectors, set of 2



EQUIPMENT & TOOLS

HARD PARTS

CARB & FUEL

IGNITION/ELECTRICAL

CONTROL

SUSPENSION

ACCESSORIES

MARINE

## K&L FORK SEALS & FORK SEAL/ WIPER KITS

K&L Fork Seals are the highest quality available and are exact replacements for most applications. **(NOK/ARS/MCI) Made in Japan.**

**FORK SEALS SOLD IN PAIRS. FORK SEAL/WIPER KITS SOLD IN FOUR PIECE SETS: TWO FORK SEALS AND TWO FORK WIPERS (DUST SEALS).**



EQUIPMENT & TOOLS

HARD PARTS

CARB & FUEL

IGNITION/ELECTRICAL

CONTROL

SUSPENSION

ACCESSORIES

MARINE

HARLEY-DAVIDSON® APPLICATION	FORK/DUST SEAL KIT	FORK SEALS
Sportster®, & FX with 41mm Kayaba	—	15-5087
Sportster®, FX/FXR with 35mm Showa	—	15-1439
Sportster®, Dyna Glide® & FXR with 39mm Showa	15-4974	15-5088
Sportster®, Dyna Glide® & FXR with 49mm Showa	—	15-5092

HONDA® STREET APPLICATION	YEAR	DIMENSIONS	FORK/DUST SEAL KIT	FORK SEALS
MB5-50	1982	27x39x10.5mm	—	15-1410
CB125S	76-82	27x39x10.5mm	—	15-1410
CB125S	84-85	27x39x10.5mm	—	15-1410
CB125TT	1990	31x43x10mm	—	15-1428
CB/CL175K7	1973	31x43x10mm	—	15-1428
CM185T Twinstar	78-79	31x43x10mm	—	15-1428
CB200K	1974	31x43x10mm	—	15-1428
CB200T	75-76	31x43x10mm	—	15-1428
CL200 Scrambler	1974	31x43x10mm	—	15-1428
CM200T Twinstar	80-82	31x43x10mm	—	15-1428
CB250 Nighthawk	91-08	31x43x10mm	—	15-1428
CBR250R/RA	11-13	37x50x11mm	—	15-2561
CM250C Custom	82-83	31x43x10mm	—	15-1428
CMX250C Rebel, All	85-12	33x46x11mm	15-5057	15-5063
NX250	88-90	37x50x11mm	—	15-2561
VTR250 Interceptor	88-90	35x48x11mm	15-4975	15-1439
CB350 F/F1 (4 cyl)	72-74	33x46x10.5mm	—	15-1437
CB350G Super Sport	1973	33x46x10.5mm	—	15-1437
CB350K4 Super Sport	72-73	33x46x10.5mm	—	15-1437
CL350K4/K5 Scrambler	72-73	33x46x10.5mm	—	15-1437
CB360	1974	33x46x11mm	—	15-5063
CB360G	1974	33x46x11mm	—	15-5063
CB360T	75-76	33x46x11mm	—	15-5063
CJ360T	76-77	33x46x11mm	15-1431	15-5063
CL360K/K1 Scrambler	74-75	33x46x10.5mm	—	15-1437
CB400A Automatic	1978	33x46x11mm	—	15-5063
CB400F Super Sport	75-77	33x46x11mm	—	15-5063
CB400F CB1	89-90	41x54x11mm	15-5441	15-5087
CB400TI/TII Hawk	78-79	33x46x10.5mm	—	15-1437
CB400T Hawk	80-81	33x46x11mm	15-1431	15-5063
CM400A Automatic	79-81	33x46x11mm	15-1431	15-5063
CM400C Custom	1981	33x46x11mm	15-1431	15-5063
CM400E	80-81	33x46x11mm	15-1431	15-5063
CM400T	79-81	33x46x11mm	15-1431	15-5063
CB450K3/K4	70-71	35x48x11mm	—	15-1439
CB450K5/K6/K7	72-74	35x48x11mm	—	15-1439
CB450SC Nighthawk	82-86	33x46x11mm	15-1431	15-5063
CB450T Hawk	1982	33x46x11mm	15-1431	15-5063
CM450A Automatic	82-83	33x46x11mm	15-1431	15-5063
CM450C Custom	1982	33x46x11mm	15-1431	15-5063
CM450E	82-83	33x46x11mm	15-1431	15-5063
CMX450C Rebel	86-87	37x50x11mm	15-4976	15-2561
CL450K5/K6/K7	72-74	35x48x11mm	—	15-1439
CB500/K1/K2	71-73	35x48x11mm	—	15-1439
CB500T	75-76	35x48x11mm	—	15-1439

HONDA® STREET APPLICATION	YEAR	DIMENSIONS	FORK/DUST SEAL KIT	FORK SEALS
CX500	78-79	33x46x10.5mm	—	15-1437
CX500C Custom	1979	33x46x10.5mm	—	15-1437
CX500C Custom	1980	33x46x11mm	15-1431	15-5063
CX500C Custom	81-82	35x48x11mm	15-4975	15-1439
CX500D Deluxe	1979	33x46x10.5mm	—	15-1437
CX500D Deluxe	80-81	33x46x11mm	15-1431	15-5063
CB500F/FA	2013	41x54x11mm	15-5441	15-5087
CB500R/RA	2013	41x54x11mm	15-5441	15-5087
CX500TC Turbo	1982	37x50x11mm	—	15-2561
FT500Ascot	82-83	37x50x11mm	15-4976	15-2561
GB500	89-90	35x48x11mm	—	15-1439
GL500 Silverwing	81-82	35x48x11mm	15-4975	15-1439
GL500I Silverwing Interstate	81-82	35x48x11mm	15-4975	15-1439
VF500C Magna	84-85	37x50x11mm	15-4976	15-2561
VF500F Interceptor	84-86	37x50x11mm	15-4976	15-2561
VT500C Shadow	83-84	37x50x11mm	15-4976	15-2561
VT500FT Ascot	83-84	37x50x11mm	15-4976	15-2561
CB550F Super Sport	75-77	35x48x11mm	—	15-1439
CB550K	74-78	35x48x11mm	—	15-1439
CB550SC Nighthawk	1983	37x50x11mm	15-4976	15-2561
599 Naked Bike	2006	41x54x11mm	15-5441	15-5087
CB600F	2004	41x54x11mm	15-5441	15-5087
CBR600F Hurricane	87-90	37x50x11mm	15-4976	15-2561
CBR600F2 Hurricane	91-94	41x54x11mm	15-5441	15-5087
CBR600F3 Hurricane	95-98	41x54x11mm	15-5441	15-5087
CBR600SE	1998	41x54x11mm	15-5441	15-5087
CBR600SJR Replica	1996	41x54x11mm	15-5441	15-5087
CBR600F4 Hurricane	99-00	43x54x11mm	15-5431	15-5084
CBR600F4i Hurricane	01-06	43x54x11mm	15-4973	15-5084
CBR600RR	03-04	45x57x11mm	15-2601	15-5081
CBR600RR	05-11	41x54x11mm	—	15-5087
FSC600 Silverwing, All	02-12	41x53x8/10.5mm	15-5078	15-5079
VT600C Shadow VLX, All	88-07	39x51x8/10mm	15-5449	—
CB650	79-82	35x48x11mm	15-4975	15-1439
CB650C Custom	80-81	35x48x11mm	15-4975	15-1439
CB650SC Nighthawk	1982	37x50x11mm	—	15-2561
CB650SC Nighthawk	83-85	39x52x11mm	15-4974	15-5088
CX650C Custom	1983	39x52x11mm	15-4974	15-5088
CX650T Turbo	1983	37x50x11mm	15-4976	15-2561
GL650 Silverwing	1983	37x50x11mm	15-4976	15-2561
GL650I Interstate	1983	37x50x11mm	15-4976	15-2561
NT650 Hawk GT	88-91	41x54x11mm	15-5441	15-5087
CB700SC Nighthawk	84-86	39x51x8/10mm	15-5449	—
NC700X/XD	12-13	41x51x11mm	15-5441	15-5087
NSA700	2009	41x54x11mm	15-5441	15-5087
NT700V/VA	10-11	41x54x11mm	15-5441	15-5087
VF700C Magna	1984	37x50x11mm	15-4976	15-2561
VF700C Magna	85-87	39x52x11mm	15-4974	15-5088
VF700F Interceptor	84-85	39x52x11mm	15-4974	15-5088
VFR700F/F2 Interceptor	86-87	37x50x11mm	15-4976	15-2561
VF700S Sabre	84-85	37x50x11mm	15-4976	15-2561
VT700C Shadow	84-87	39x52x11mm	15-4974	15-5088
CB750 Nighthawk 750	91-93	41x54x11mm	15-5441	15-5087
CB750 Nighthawk 750	95-03	41x54x11mm	15-5441	15-5087
CB750A Automatic	1978	35x48x11mm	—	15-1439
CB750C Custom	80-82	35x48x11mm	15-4975	15-1439
CB750F Super Sport	75-78	35x48x11mm	—	15-1439
CB750F Super Sport	79-80	35x48x11mm	15-4975	15-1439
CB750F Super Sport	81-82	37x50x11mm	—	15-2561
CB750K	72-78	35x48x11mm	—	15-1439
CB750K	79-82	35x48x11mm	15-4975	15-1439
CB750L LTD	1979	35x48x11mm	15-4975	15-1439
CB750SC Nighthawk	82-83	37x50x11mm	—	15-2561
RVF750R RC45	1994	41x54x11mm	15-5441	15-5087
VF750C Magna	82-83	37x50x11mm	15-4976	15-2561
VF750C Magna	1988	39x52x11mm	15-4974	15-5088
VF750C Magna	94-00	41x54x11mm	15-5441	15-5087
VF750CD Magna Deluxe	95-96	41x54x11mm	15-5441	15-5087
VF750C2 Magna Deluxe	97-00	41x54x11mm	15-5441	15-5087

HONDA® STREET APPLICATION	YEAR	DIMENSIONS	FORK/DUST SEAL KIT	FORK SEALS
VF750F Interceptor	83-84	39x52x11mm	15-4974	15-5088
VFR750F Interceptor	1986	37x50x11mm	15-4976	15-2561
VFR750F	90-97	41x54x11mm	15-5441	15-5087
VFR750R RC30	1990	43x54x11mm	—	15-5084
VF750S Sabre	82-83	37x50x11mm	15-4976	15-2561
VT750C Shadow	1983	39x52x11mm	15-4974	15-5088
VT750C Shadow	98-00	41x53x8/9.5mm	15-5076	—
VT750 CD Shadow Deluxe	98-02	41x53x8/9.5mm	15-5076	—
VT750 DCA/DCB	06-07	41x54x11mm	15-5441	15-5087
VT750RS Shadow RS	10-13	41x54x11mm	15-5441	15-5087
VT750 Shadow ACE	02-03	41x53x8/9.5mm	15-5076	—
VT750 Shadow Aero	02-08	41x53x8/9.5mm	15-5076	—
VT750 Shadow Spirit	01-07	41x54x11mm	15-5441	15-5087
PC800 Pacific Coast	89-90	41x54x11mm	15-5441	15-5087
PC800 Pacific Coast	94-98	41x54x11mm	15-5441	15-5087
VFR800A Interceptor ABS	02-03	43x54x11mm	—	15-5084
VFR800Fi Interceptor	98-01	41x54x11mm	15-5441	15-5087
VFR800 Interceptor	02-09	43x54x11mm	15-4973	15-5084
VT800C Shadow	1988	39x52x11mm	15-4974	15-5088
CB900C Custom	80-82	37x50x11mm	—	15-2561
CB900F Super Sport	81-82	39x52x11mm	15-4974	15-5088
CB900F 919	02-07	43x54x11mm	15-4973	15-5084
CBR900RR	93-99	45x57x11mm	—	15-5081
CBR900RR RE	00-03	43x54x11mm	15-4973	15-5084
CBR929RR	00-01	43x54x11mm	—	15-5084
CBR954RR	02-03	43x54x11mm	—	15-5084
CB1000	94-95	43x54x11mm	15-5431	15-5084
CB1000C Custom	1983	39x52x11mm	15-4974	15-5088
CBR1000F Hurricane	87-88	41x54x11mm	15-5441	15-5087
CBR1000F Hurricane	90-91	41x54x11mm	15-5441	15-5087
CBR1000F Hurricane	93-96	41x54x11mm	15-5441	15-5087
CB1000R	11-13	43x54x11mm	15-4973	15-5084
CBR1000RA	09-13	43x54x11mm	15-4973	15-5084
CBR1000RR	04-13	43x54x11mm	15-4973	15-5084
CBX	79-80	35x48x11mm	15-4975	15-1439
CBX	81-82	39x52x11mm	15-4974	15-5088
GL1000	75-79	37x48x12.5mm	—	15-2597
GL1000** (option)	75-77	37x48x10.5mm	—	15-5587
RVT1000R RC51	00-06	43x54x11mm	15-4973	15-5084
VF1000F Interceptor	1984	41x54x11mm	15-5441	15-5087
VF1000R	85-86	41x54x11mm	15-5441	15-5087
VTR1000F Super Hawk	98-06	41x54x11mm	15-5441	15-5087
CB1100/A	2013	41x54x11mm	15-5441	15-5087
CB1100F Super Sport	1983	39x52x11mm	15-4974	15-5088
CBR1100XX Blackbird	97-03	43x54x11mm	15-5431	15-5084
GL1100 Goldwing	80-83	39x52x11mm	15-4974	15-5088
GL1100A Goldwing	82-83	39x52x11mm	15-4974	15-5088
Aspencade				
GL1100I Goldwing Interstate	80-83	39x52x11mm	15-4974	15-5088
ST1100	91-02	41x54x11mm	15-5441	15-5087
ST1100A (ABS)	92-95	41x54x11mm	15-5441	15-5087
ST1100A (ABS)	96-02	43x54x11mm	15-5431	15-5084
VF1100C V65 Magna	83-86	41x54x11mm	15-5441	15-5087
VF1100S V65 Sabre	84-85	41x54x11mm	15-5441	15-5087
VT1100C Shadow 1100	85-90	41x54x11mm	15-5441	15-5087
VT1100C Shadow Spirit	98-06	41x54x11mm	15-5441	15-5087
VT1100C2 Shadow 1100 ACE	95-99	41x54x11mm	15-5441	15-5087
VT1100C2 Shadow Sabre	00-06	41x53x8/10.5mm	15-5078	15-5079
VT1100C3 Shadow Aero	98-02	41x54x11mm	15-5441	15-5087
VT1100D2 Shadow 1100 ACE	1999	41x54x11mm	15-5441	15-5087
VT1100T Shadow ACE Tourer	98-01	41x54x11mm	15-5441	15-5087
GL1200 Goldwing	1984	41x54x11mm	15-5441	15-5087
GL1200A Aspencade	84-87	41x54x11mm	15-5441	15-5087
GL1200I Interstate	84-87	41x54x11mm	15-5441	15-5087
GL1200L LTD	1985	41x54x11mm	15-5441	15-5087
GL1200SEi	1986	41x54x11mm	15-5441	15-5087
ST1300	03-09	45x57x11mm	—	15-5081
VT1300CR/CS/CT	10-13	41x54x11mm	15-5441	15-5087
VTX1300	03-09	41x54x11mm	15-5441	15-5087

HONDA® STREET APPLICATION	YEAR	DIMENSIONS	FORK/DUST SEAL KIT	FORK SEALS
GL1500 Goldwing	88-90	41x54x11mm	15-5441	15-5087
GL1500A Aspencade	91-00	41x54x11mm	15-5441	15-5087
GL1500I Interstate	91-96	41x54x11mm	15-5441	15-5087
GL1500SE Goldwing SE	90-00	41x54x11mm	15-5441	15-5087
GL1500C Valkyrie	97-00	45x57x11mm	—	15-5081
GL1500C Valkyrie	2003	45x57x11mm	—	15-5081
GL1500CD Valkyrie	01-03	45x57x11mm	—	15-5081
GL1500CF Valkyrie Interstate	99-01	45x57x11mm	—	15-5081
GL1500CT Valkyrie Tourer	97-00	45x57x11mm	—	15-5081
GL1800 Goldwing	01-10	45x57x11mm	—	15-5081
VTX1800, All	02-08	45x57x11mm	—	15-5081
HONDA® ATV APPLICATION	YEAR	DIMENSIONS	FORK/DUST SEAL KIT	FORK SEALS
ATC200X	84-87	33x46x11mm	15-5057	15-5063
ATC250ES	85-87	33x46x11mm	15-5057	15-5063
ATC250R	83-84	35x48x11mm	15-4975	15-1439
ATC250R	85-86	39x52x11mm	—	15-5088
ATC250SX	85-87	33x46x10.5mm	—	15-1437
ATC350X	85-86	35x48x11mm	—	15-1439
HONDA® DUALSPORT/OFFROAD APPLICATION	YEAR	DIMENSIONS	FORK/DUST SEAL KIT	FORK SEALS
CR60R	1983	27x39x10.5mm	—	15-1410
CRF70F	04-12	27x39x10.5mm	—	15-1410
SL70K/K1	71-73	27x39x10.5mm	—	15-1410
XL70K/K1	74-76	27x39x10.5mm	—	15-1410
XR70R	97-04	27x39x10.5mm	—	15-1410
XL75	77-79	27x39x10.5mm	—	15-1410
XR75/K	73-78	27x39x10.5mm	—	15-1410
CRF80F	04-09	27x39x10.5mm	—	15-1410
CR80R	82-83	31x43x10mm	—	15-1428
CR80R	1984	33x46x11mm	15-1431	15-5063
CR80R	85-86	33x46x11mm	15-5057	15-5063
CR80R	87-95	35x48x11mm	—	15-1439
CR80R	96-02	37x50x11mm	—	15-2561
CR80RB Big Wheel	96-02	37x50x11mm	—	15-2561
XL80S	80-85	27x39x10.5mm	—	15-1410
XR80	79-84	27x39x10.5mm	—	15-1410
XR80R	85-03	27x39x10.5mm	—	15-1410
CR85R	03-07	37x50x11mm	15-6348	15-2561
CR85RB Big Wheel	03-07	37x50x11mm	15-6348	15-2561
CR100F	04-09	27x39x10.5mm	—	15-1410
SL100K/K1 Moto Sport (up to frame 21738)	70-71	31x43x10mm	—	15-1428
XL100S (from frame 5103464)	1980	31x43x10mm	—	15-1428
XL100S	81-85	27x39x10.5mm	—	15-1410
XR100	81-84	27x39x10.5mm	—	15-1410
XR100R	85-03	27x39x10.5mm	—	15-1410
CR125M	74-78	35x48x11mm	—	15-1439
CR125R	79-80	37x48x10.5mm	—	15-5587
CR125R	81-82	38x50x10.5mm	—	15-1421
CR125R	83-86	43x54x11mm	—	15-5084
CR125R	87-89	43x54x11mm	15-5055	15-5084
CR125R	90-91	45x57x11mm	15-2601	15-5081
CR125R	92-93	43x54x9.5/10mm	15-5058	15-5072
CR125R	94-96	43x55x9.5/10mm	15-5067	15-5053
CR125R	97-07	46x58x9.5/11mm	15-5086	15-5095
NX125	88-90	35x48x11mm	—	15-1439
XL125S (from frame 5005876)	80-82	31x43x10mm	—	15-1428
XL125S	1984	31x43x10mm	—	15-1428
CRF150F	03-12	35x48x11mm	—	15-1439
CRF150R	07-12	37x50x11mm	15-6348	15-2561
SL175/K1 Moto Sport	70-72	31x43x10mm	—	15-1428
XL185S (from frame 5006891)	80-83	31x43x10mm	—	15-1428
XR185	1979	31x43x10mm	—	15-1428
TLR200	86-87	33x46x10.5mm	—	15-1437
TR200	86-87	31x43x10mm	—	15-1428
XL200R	83-84	33x46x10.5mm	—	15-1437
XR200	80-84	31x43x10mm	—	15-1428

EQUIPMENT & TOOLS

HARD PARTS

CARB & FUEL

IGNITION/ELECTRICAL

CONTROL

SUSPENSION

ACCESSORIES

MARINE

EQUIPMENT & TOOLS

HONDA® DUALSPORT/OFFROAD				
APPLICATION	YEAR	DIMENSIONS	FORK/DUST SEAL KIT	FORK SEALS
XR200R	81-83	35x48x11mm	—	15-1439
XR200R	84-88	36x48x10.5mm	—	15-1411
XR200R	90-02	36x48x10.5mm	—	15-1411
CRF230F	03-13	37x50x11mm	—	15-2561
CR250R	78-80	37x48x10.5mm	—	15-5587
CR250R	1981	41x53x10.5mm	—	15-2563
CR250R	1982	43x55x10.5mm	—	15-2564
CR250R	83-88	43x54x11mm	—	15-5084
CR250R	89-91	45x57x11mm	15-2601	15-5081
CR250R	92-94	43x54x9.5/10mm	15-5058	15-5072
CR250R	1995	43x55x9.5/10mm	15-5067	15-5053
CR250R	1996	46x58x9.5/11mm	15-5086	15-5095
CR250R	97-07	47x58x10mm	15-5453	15-6298
CRF250R	04-09	47x58x10mm	15-5453	15-6298
CRF250R	10-14	47x58x11mm	15-3621	15-5488
CRF250X	04-12	47x58x10mm	15-5453	15-6298
MT250/K/K1	74-76	35x48x11mm	—	15-1439
MR250 Elsinore	1976	35x48x11mm	—	15-1439
NX250	88-90	37x50x11mm	—	15-2561
XL250K/K1/K2	72-75	35x48x11mm	—	15-1439
XL250	1976	35x48x11mm	—	15-1439
XL250S	80-81	35x48x11mm	—	15-1439
XL250R	82-83	35x48x11mm	—	15-1439
XL250R	84-86	35x48x10.5mm	—	15-1422
XL250R	1987	35x48x11mm	—	15-1439
XR250	79-80	35x48x11mm	—	15-1439
XR250L	91-96	41x54x11mm	—	15-5087
XR250R	81-82	37x50x11mm	—	15-2561
XR250R	84-85	43x54x11mm	—	15-5084
SL350/K1	70-71	33x46x10.5mm	—	15-1437
SL350K2	1972	35x48x11mm	—	15-1439
XL350K/K1	74-75	35x48x11mm	—	15-1439
XL350	76-78	35x48x11mm	—	15-1439
XL350R	84-85	39x52x11mm	—	15-5088
XR350R	1983	41x54x11mm	—	15-5087
XR350R	84-85	41x54x11mm	—	15-5087
XR400R	96-04	43x54x11mm	15-5055	15-5084
CR450R	1981	41x53x10.5mm	—	15-2563
CRF450R	02-08	47x58x10mm	15-5453	15-6298
CRF450R	09-14	48x58x11mm	15-3621	15-5488
CRF450X	02-12	47x58x10mm	15-5453	15-6298
CR480R	1982	43x55x10.5mm	—	15-2564
CR480R	1983	43x54x11mm	—	15-5084
CR500R	1984	43x54x11mm	—	15-5084
CR500R	85-88	43x54x11mm	15-5055	15-5084
CR500R	89-91	45x57x11mm	—	15-5081
CR500R	92-94	43x54x9.5/10mm	15-5058	15-5072
CR500R	1995	43x55x9.5/10mm	15-5067	15-5053
CR500R	96-01	46x58x9.5/11mm	15-5086	15-5095
XL500S	79-81	35x48x11mm	—	15-1439
XL500R	1982	37x50x11mm	—	15-2561
XR500	79-80	35x48x11mm	—	15-1439
XR500R	81-82	37x50x11mm	—	15-2561
XR500R	83-84	43x54x11mm	—	15-5084
XL600R	83-87	39x52x11mm	—	15-5088
XL600V Transalp	89-90	41x54x11mm	—	15-5087
XR600R	85-00	43x54x11mm	15-5055	15-5084
NX650	88-89	41x54x11mm	—	15-5087
XR650L	93-09	43x54x11mm	15-5055	15-5084
XR650R	00-07	46x58x10.5/11mm	15-1432	—

HARD PARTS

CARB & FUEL

IGNITION/ELECTRICAL

CONTROL

SUSPENSION

ACCESSORIES

MARINE

KAWASAKI® STREET				
APPLICATION	YEAR	DIMENSIONS	FORK/DUST SEAL KIT	FORK SEALS
EL250 Eliminator	88-94	36x48x11mm	15-6126	15-2566
EX250E1/E2 Ninja	86-87	35x48x11mm	—	15-1439
EX250F Ninja	88-07	36x48x11mm	15-6126	15-2566
EX250J Ninja	08-12	37x50x11mm	15-4976	15-2561
KL250D2-D22	85-05	36x48x10.5mm	—	15-1411
KZ250LW CSR, LTD	1982	31x43x10mm	—	15-1428
S1A/B/C-250	73-75	34x46x10.5mm	—	15-1420
KH250A5	1976	34x46x10.5mm	—	15-1420
EX305B1 GPz	1983	31x43x10mm	—	15-1428
KZ305A/B CSR	81-82	33x46x11mm	15-1431	15-5063
KZ305B2/B3 LTD	87-88	33x46x11mm	15-1431	15-5063
S2350 (2-strk triple)	72-73	34x46x10.5mm	—	15-1420
KZ400A/B/C/D/H/S	75-79	33x46x11mm	15-1431	15-5063
S3400 (2-strk triple)	74-75	34x46x10.5mm	—	15-1420
KH400A (2-stroke)	76-78	34x46x10.5mm	—	15-1420
KZ440A LTD	80-83	33x46x11mm	15-1431	15-5063
KZ440B1/B2	80-81	33x46x11mm	15-1431	15-5063
KZ440D LTD Belt	80-83	33x46x11mm	15-1431	15-5063
KZ440G1 Belt	1982	33x46x11mm	15-1431	15-5063
EN450A 454 LTD	85-00	36x48x11mm	15-6126	15-2566
EN500A Vulcan 500	90-96	36x48x11mm	15-6126	15-2566
Vulcan 500 LTD	96-00	41x53x8/9.5mm	15-5085	15-5083
Vulcan 500 LTD	01-09	41x53x8/10.5mm	15-5078	15-5079
EX500A Ninja	87-93	36x48x11mm	15-6126	15-2566
EX500D Ninja	94-09	37x50x11mm	15-4976	15-2561
H1-500 Mach III	69-71	34x46x10.5mm	—	15-1420
H1500 (2-strk triple)	1972	35x48x10.5mm	—	15-1422
H1500 (2-strk triple)	1973	34x46x10.5mm	—	15-1420
H1D/E/F-500	73-75	36x48x10.5mm	—	15-1411
KH500 (2-strk triple)	1976	36x48x10.5mm	—	15-1411
KZ550A	80-83	36x48x11mm	15-5069	15-2566
KZ550C LTD	80-83	36x48x11mm	15-5069	15-2566
KZ550D1 GPz	1981	36x48x11mm	15-5069	15-2566
KZ550F1 Spectre	1983	36x48x8/9.5mm	—	15-2569
KZ550F2 LTD	1984	36x48x8/9.5mm	—	15-2569
KZ550H1/H2 GPz	82-83	35x48x11mm	—	15-1439
KZ550M1 LTD	1983	36x48x8/9.5mm	—	15-2569
ZX550A1/A2 GPz	84-85	35x48x11mm	—	15-1439
ZL600A Eliminator	86-87	37x49x8/9.5mm	15-6124	15-2562
ZL600B Eliminator	96-97	37x49x8/9.5mm	15-6124	15-2562
ZX600A Ninja 600	85-87	37x49x8/9.5mm	15-6124	15-2562
ZX600C Ninja 600R	88-93	38x50x8/9.5mm	—	15-2567
ZX600C Ninja 600R	94-97	38x50x8/9.5mm	15-5460	15-2567
ZX600D Ninja ZX-6	90-93	41x54x11mm	15-5441	15-5087
ZX600E Ninja ZX-6	93-02	41x54x11mm	15-5441	15-5087
ZX600F Ninja ZX-6R	95-97	41x53x8/9.5mm	15-5085	—
ZX600G Ninja ZX-6R	98-99	46x58x10.5mm	15-6012	15-5089
ZX600J Ninja ZX-6R	00-02	46x58x10.5mm	15-6012	15-5089
ZX600J Ninja ZZR600	05-08	46x58x10.5mm	15-6012	15-5089
ZX600K Ninja ZX-6RR	2003	41x53x8/10.5mm	15-5078	15-5079
ZX600M Ninja ZX-6RR	2004	41x53x8/10.5mm	15-5078	15-5079
ZX600N Ninja ZX-6RR	05-06	41x54x11mm	15-5441	15-5087
ZX600P Ninja ZX-6R	07-08	41x54x11mm	15-5441	15-5087
ZX600R Ninja ZX-6R	09-12	41x54x11mm	15-5441	15-5087
ZX636B Ninja ZX-6R	03-04	41x53x8/10.5mm	15-5078	15-5079
ZX636C Ninja	05-06	41x54x11mm	15-5441	15-5087
ZX636E/F Ninja ZX-6R	13-14	41x54x11mm	15-5441	15-5087
ER-6n	09-10	41x53x8/10.5mm	15-5078	15-5079
EX650 Ninja 650R	06-11	41x53x8/10.5mm	15-5078	15-5079
KLR650	87-07	38x50x10.5mm	—	15-1421
KL650A Versys	08-14	41x54x11mm	15-5441	15-5087
KZ650B	77-79	36x48x10.5mm	—	15-1411
KZ650C Custom	77-79	36x48x10.5mm	—	15-1411
KZ650D SR	78-79	36x48x10.5mm	—	15-1411
KZ650 LTD	1980	36x48x10.5mm	—	15-1411
KZ650H CSR	81-83	36x48x8/9.5mm	—	15-2569
KZ700A1	1984	36x48x8/9.5mm	—	15-2569
VN700A1 Vulcan	1985	38x52x11mm	—	15-1412
ZN700A1/A2 LTD	84-85	36x48x8/9.5mm	—	15-2569

KAWASAKI® STREET				
APPLICATION	YEAR	DIMENSIONS	FORK/DUST SEAL KIT	FORK SEALS
AR50A1	1982	27x39x10.5mm	—	15-1410
AR80A1	1982	27x39x10.5mm	—	15-1410
G3SS/A/B/C/D-90	69-73	27x39x10.5mm	—	15-1410
GSSSE 100	1975	27x39x10.5mm	—	15-1410
KH100B7/B8	76-77	27x39x10.5mm	—	15-1410
BN125 Eliminator	01-07	33x46x11mm	—	15-5063

KAWASAKI® STREET APPLICATION	YEAR	DIMENSIONS	FORK/DUST SEAL KIT	FORK SEALS
H2-750 (2-stroke)	72-75	36x48x10.5mm	—	15-1411
KZ750B1 Twin	76-79	36x48x10.5mm	—	15-1411
KZ750	80-82	36x48x8/9.5mm	—	15-2569
KZ750F1 LTD	1983	36x48x11mm	—	15-2566
KZ750G1 LTD Twin	1980	36x48x10.5mm	—	15-1411
KZ750H LTD	80-83	36x48x8/9.5mm	—	15-2569
KZ750K LTD Twin	83-84	36x48x8/9.5mm	—	15-2569
KZ750L3	1983	36x48x8/9.5mm	—	15-2569
KZ750M1 CSR Twin	1982	36x48x8/9.5mm	—	15-2569
KZ750N Spectre	82-83	36x48x11mm	—	15-2566
KZ750R1 GPz	1982	36x48x8/9.5mm	—	15-2569
VN750A1~A21 Vulcan	86-06	38x52x11mm	—	15-1412
Z750S ZR750K1/K6F	05-06	41x53x8/10.5mm	15-5078	15-5079
ZR750C Zephyr	91-93	41x53x8/9.5mm	15-5085	—
ZR750F2 ZR-7	2000	41x53x8/10.5mm	15-5078	15-5079
ZR750 ZR-7S	01-03	41x53x8/10.5mm	15-5078	15-5079
ZX750A1/A2/A3 GPz	83-85	37x49x8/9.5mm	15-6124	15-2562
ZX750E GPz Turbo	84-85	37x49x8/9.5mm	15-6124	15-2562
ZX750F Ninja 750R	87-90	38x50x8/9.5mm	—	15-2567
ZX750 Ninja ZX-7	89-92	43x55x9.5/10mm	—	15-5053
ZX750K Ninja ZX-7R	91-92	41x53x8/9.5mm	15-5085	—
ZX750L Ninja ZX-7	93-95	41x53x8/9.5mm	15-5085	—
ZX750M Ninja ZX-7R	93-94	41x53x8/9.5mm	15-5085	—
ZX750N Ninja ZX-7RR	96-97	43x55x9.5/10mm	15-5462	15-5053
ZX750PNinja ZX-7R	96-03	43x55x9.5/10mm	15-5462	15-5053
VN800 Vulcan 800, All	95-06	41x54x11mm	15-5441	15-5087
KZ900A4/A5	76-77	36x48x10.5mm	—	15-1411
KZ900B1 LTD	1976	36x48x10.5mm	—	15-1411
VN900 Vulcan 900, All	06-14	41x54x11mm	15-5441	15-5087
Z1/A/B-900	73-75	36x48x10.5mm	—	15-1411
ZL900A Eliminator	85-86	38x52x11mm	—	15-1412
ZX900A Ninja	84-86	38x50x8/9.5mm	—	15-2567
ZX900B Ninja ZX-9R	94-97	41x53x8/9.5mm	15-5085	—
ZX900C Ninja ZX-9R	98-99	46x58x10.5mm	15-6012	15-5089
ZX900E Ninja ZX-9R	00-01	46x58x10.5mm	15-6012	15-5089
ZX900F Ninja ZX-9R	02-03	46x58x10.5mm	15-6012	15-5089
KZ1000A1/A2	77-78	36x48x10.5mm	—	15-1411
KZ1000A MKII	79-80	36x48x10.5mm	—	15-1411
KZ1000B LTD	77-80	36x48x10.5mm	—	15-1411
KZ1000C1~C4 Police	78-81	38x50x10.5mm	—	15-1421
KZ1000D1 Z1R	1978	36x48x10.5mm	—	15-1411
KZ1000D3 Z1R	1980	36x48x10.5mm	—	15-1411
KZ1000E1/E2 Shaft ST	79-80	40x52x8/9.5mm	—	15-2598
KZ1000G1 LTD Classic	1980	36x48x10.5mm	—	15-1411
KZ1000J1/J2/J3	81-83	38x50x8/9.5mm	—	15-2567
KZ1000K1/K2 LTD	81-82	38x50x8/9.5mm	—	15-2567
KZ1000M1/M2 CSR	81-82	38x50x8/9.5mm	—	15-2567
KZ1000P1~P21 Police	82-02	38x50x8/9.5mm	—	15-2567
KZ1000R1/R2 Replica	82-83	38x50x8/9.5mm	—	15-2567
ZG1000 Concours	86-98	41x53x8/9.5mm	15-5085	—
ZG1000 Concours	99-06	41x53x8/10.5mm	15-5078	15-5079
ZL1000A1 Eliminator	1987	38x52x11mm	—	15-1412
ZR1000A Z1000	03-06	41x54x11mm	—	15-5087
ZR1000 Z1000	07-14	41x54x11mm	15-5441	15-5087
ZX1000A Ninja 1000R	86-87	40x52x8/9.5mm	—	15-2598
ZX1000B Ninja ZX-10	88-90	41x53x8/9.5mm	15-5085	—
ZX1000C Ninja ZX-10R	04-05	43x55x9.5/10mm	15-5523	15-5053
ZX1000D Ninja ZX-10R	06-07	43x55x9.5/10mm	—	15-5053
ZX1000E Ninja ZX-10R	08-09	43x55x9.5/10mm	—	15-5053
ZX1000F Ninja ZX-10R	2010	43x55x9.5/10mm	—	15-5053
ZX1000G Ninja 1000	11-14	41x54x11mm	15-5441	15-5087
ZX1000H Ninja 1000 (ABS)	12-14	41x54x11mm	15-5441	15-5087
ZX1000J/K Ninja ZX-10R	11-12	43x54x11mm	15-4973	15-5084
KZ1100A Shaft	81-83	38x50x8/9.5mm	—	15-2567
KZ1100B1/B2 GPz	81-82	38x50x8/9.5mm	—	15-2567
KZ1100D1/D2 Spectre	82-83	38x50x8/9.5mm	—	15-2567
KZ1100L1 LTD	1983	38x50x8/9.5mm	—	15-2567
ZN1100B1/B2 LTD	84-85	38x50x8/9.5mm	—	15-2567
ZR1100A1/A2/A3	92-94	43x55x9.5/10mm	—	15-5053

KAWASAKI® STREET APPLICATION	YEAR	DIMENSIONS	FORK/DUST SEAL KIT	FORK SEALS
ZR1100C3/C4 ZRX1100	99-00	43x55x9.5/10mm	15-5523	15-5053
ZX1100A1/A2 GPz	83-84	37x49x8/9.5mm	15-6124	15-2562
ZX1100C Ninja ZX-11	90-93	43x55x9.5/10mm	—	15-5053
ZX1100D Ninja ZX-11	93-01	43x55x9.5/10mm	—	15-5053
ZX1100E1/E2/E3 GPz	95-97	41x53x8/9.5mm	15-5085	—
ZX1100F1 GPz (ABS)	1996	41x53x8/9.5mm	15-5085	—
ZG1200 Voyager XII	86-03	41x54x11mm	15-5441	15-5087
ZR1200A ZRX1200	01-05	43x55x9.5/10mm	15-5523	15-5053
ZX1200 Ninja ZX-12R	00-05	43x55x9.5/10mm	15-5523	15-5053
ZX1200C ZZR1200	02-05	43x55x9.5/10mm	15-5523	15-5053
KZ1300 6 Cylinder	79-82	41x53x8/9.5mm	—	—
ZN1300A Voyager	83-87	41x53x8/9.5mm	—	—
ZG1400 Concours 14	08-14	43x55x9.5/10mm	15-5523	15-5053
ZX1400 Ninja ZX-14R	06-14	43x55x9.5/10mm	15-5523	15-5053
VN1500 Vulcan	87-08	41x54x11mm	15-5441	15-5087
VN1500P Mean Streak	02-03	43x54x11mm	—	15-5084
VN1600A Vulcan	03-06	43x55x9.5/10mm	15-5523	15-5053
VN1600B Mean Streak	06-08	43x54x11mm	15-4973	15-5084
VN1600B1, B2 Mean Street	04-05	40x52x8/9.5mm	—	15-2598
VN1600 Vulcan	06-08	43x54x11mm	15-4973	15-5084
VN2000A Vulcan	04-10	49x60x10mm	15-5092	—

KAWASAKI® ATV APPLICATION	YEAR	DIMENSIONS	FORK/DUST SEAL KIT	FORK SEALS
KXT250A1 Tecate	1984	36x48x10.5mm	—	15-1411
KXT250A2 Tecate	1985	36x48x10.5mm	—	15-1411
KXT250B1/B2 Tecate	86-87	41x53x10.5mm	—	15-2563

KAWASAKI® DUALSPORT/OFFROAD APPLICATION	YEAR	DIMENSIONS	FORK/DUST SEAL KIT	FORK SEALS
KX60A1/A2	83-84	30x42x11mm	—	15-5062
KX60B1~B19	85-03	30x42x11mm	—	15-5062
KX65A1~A7	00-12	33x46x11mm	—	15-5063
KD80/A2	75-76	27x39x10.5mm	—	15-1410
KD80M1~M8	80-87	27x39x10.5mm	—	15-1410
KD80N1/N2/N3	88-90	27x39x10.5mm	—	15-1410
KDX80A1/A2/B2/B3	80-83	30x42x11mm	—	15-5062
KDX80C1~C5	84-88	30x42x11mm	—	15-5062
KX80A1/A2/C1	79-81	30x42x11mm	—	15-5062
KX80C2	1982	31x43x10mm	—	15-1428
KX80E1	1983	33x46x10.5mm	15-1431	15-1437
KX80G1/G2	86-87	35x48x10.5mm	—	15-1422
KX80J2 Big Wheel	1987	35x48x10.5mm	—	15-1422
KX80L1/L2/L3	88-90	35x48x10.5mm	—	15-1422
KX80N Big Wheel	88-90	35x48x10.5mm	—	15-1422
KX80R1	1991	35x48x10.5mm	—	15-1422
KX80R2~R7	92-97	38x50x10.5mm	—	15-1421
KX80T1 Big Wheel	1991	35x48x10.5mm	—	15-1422
KX80T2/T3/T4	92-94	36x48x8/9.5mm	—	15-2569
KX80W1/W2/W3	98-00	36x48x8/9.5mm	—	15-2569
KX85A	01-12	36x48x8/9.5mm	—	15-2569
G3TR90	69-70	27x39x10.5mm	—	15-1410
MC1/MC1A/MC1B-90	73-75	27x39x10.5mm	—	15-1410
G3TRA100	1971	27x39x10.5mm	—	15-1410
G31M/G31MA-100	70-71	30x40.5x10.5mm	—	15-1444
G4TR/A-100 Trail Boss	70-71	30x40.5x10.5mm	—	15-1444
G4TRB/C/D/E-100	72-75	30x40.5x10.5mm	—	15-1444
G5/G5A-100	72-73	30x40.5x10.5mm	—	15-1444
G5B/G5C-100	74-75	30x40.5x10.5mm	—	15-1444
KE100M1/M2/M3/M4	76-79	27x39x10.5mm	—	15-1410
KE100A5~A10	76-81	30x40.5x10.5mm	—	15-1444
KE100B1~B20	82-01	30x40.5x10.5mm	—	15-1444
KM100A1~A7	76-81	27x39x10.5mm	—	15-1410
KV100A7	1976	30x40.5x10.5mm	—	15-1444
KX100	95-12	36x48x8/9.5mm	—	15-2569
KLX110	02-12	30x42x11mm	—	15-5062
C2SS120/C2TR-120	67-68	27x39x10.5mm	—	15-1410
C2SS120/C2TR-120	1969	30x40.5x10.5mm	—	15-1444
F6/A/B-125	71-73	30x40.5x10.5mm	—	15-1444
KE125A9/A10	82-83	31x43x10mm	—	15-1428

EQUIPMENT & TOOLS

HARD PARTS

CARB & FUEL

IGNITION/ELECTRICAL

CONTROL

SUSPENSION

ACCESSORIES

MARINE

EQUIPMENT & TOOLS

KAWASAKI® DUALSPORT/OFFROAD			FORK/DUST	FORK
APPLICATION	YEAR	DIMENSIONS	SEAL KIT	SEALS
KX125A4/A5	78-79	36x48x10.5mm	—	15-1411
KX125A6/A7	80-81	38x50x10.5mm	—	15-1421
KX125B1	1982	38x50x8/9.5mm	—	15-2563
KX125	83-87	38x50x8/9.5mm	—	15-2567
KX125F1	1988	43x55x9.5/10	15-5067	15-5053
KX125G1	1989	46x58x10.5/11	15-1432	—
KX125H1	1990	41x53x8/9.5mm	15-5074	—

HARD PARTS

KX125	91-95	43x55x9.5/10	15-5067	15-5053
KX125	96-01	46x58x9.5/11mm	15-5086	15-5095
KX125	02-05	48x58x11mm	15-3621	15-5488
KLX140	08-12	33x46x11mm	—	15-5063
F3-175 Bushwhacker	68-70	30x40.5x10.5mm	—	15-1444
F7 175 Enduro	71-75	30x40.5x10.5mm	—	15-1444
KDX175A1/A2/A3	80-82	36x48x10.5mm	—	15-1411
KE175D2/D3/D4/D5	80-83	35x48x11mm	—	15-1439
KDX200A1/A2/A3	83-85	38x50x10.5mm	—	15-1421
KDX200C1/C2/C3	86-88	43x55x10.5mm	—	15-2564
KDX200E1/E2/E3/E4	89-92	43x55x10.5mm	—	15-2564
KDX200E5/E6	93-94	41x53x8/9.5mm	15-5074	—
KDX200H	95-06	43x55x9.5/10	—	15-5053
KDX220A4--A12	97-05	43x55x9.5/10	—	15-5053

CARB & FUEL

F4-250	68-70	34x46x10.5mm	—	15-1420
F8/F8A250	71-72	34x46x10.5mm	—	15-1420
F11A/B250	73-75	34x46x10.5mm	—	15-1420
F11M250	1973	35x48x10.5mm	—	15-1422
KDX250	80-84	38x50x10.5mm	—	15-1421
KDX250D	91-94	43x55x9.5/10	15-5067	15-5053
KE250B1/B2/B3	77-79	35x48x10.5mm	—	15-1422
KL250A1/A2	78-79	35x48x10.5mm	—	15-1422
KL250 A3/A3/C1/C2	80-84	36x48x10.5mm	—	15-1411
KL250 D2/D21 KLR	85-04	36x48x10.5mm	—	15-1411
KLX250A1/A2	79-80	36x48x10.5mm	—	15-1411
KLX250D2/D3/D4	94-96	43x55x9.5/10	15-5067	15-5053
KLX250S	06-14	43x55x9.5/10	15-5067	15-5053
KLX250SF	09-10	43x55x9.5/10	15-5067	15-5053
KT250A/A2 Trials	75-76	34x46x10.5mm	—	15-1420

IGNITION/ELECTRICAL

KX250	74-78	36x48x10.5mm	—	15-1411
KX250A5/A6/A7	79-81	38x50x10.5mm	—	15-1421
KX250B1	1982	38x50x8/9.5mm	—	15-2567
KX250	83-87	38x50x8/9.5mm	—	15-2567
KX250F1	1988	43x55x9.5/10	—	15-5053
KX250G1	1989	46x58x10.5/11	15-1432	—
KX250H1	1990	41x53x8/9.5mm	15-5074	—
KX250	91-95	43x55x9.5/11mm	15-5067	15-5053
KX250K3-K5,L1-L3	96-01	46x58x9.5/11mm	15-5086	15-5095
KX250L4/M1/M2/M3	02-07	48x58x11mm	15-3621	15-5488
KX250N/R (4-stroke)	04-05	48x58x11mm	15-3621	15-5488
KX250T/W (4-stroke)	06-12	47x58x10mm	15-5453	15-6298
KLX300A	97-07	43x55x9.5/10	15-5067	15-5053
F5/F5A 350 Bighorn	70-71	34x46x10.5mm	—	15-1420
F9/A/B/C350	72-75	34x46x10.5mm	—	15-1420
KDX400 A1/A2	79-80	38x50x10.5mm	—	15-1421

CONTROL

KLX400R	2003	49x60x10mm	15-5092	—
KX400	1975	35x48x10.5mm	—	15-1422
KX400A2	1976	36x48x10.5mm	—	15-1411
KDX420B1	1981	38x50x10.5mm	—	15-1421
KX420A1/A2	80-81	38x50x10.5mm	—	15-1421
KDX450 A1	1982	38x50x10.5mm	—	15-1421
F12MX450	1973	34x46x10.5mm	—	15-1420
KLX450R	08-09	48x58x11mm	15-3621	15-5488
KX450	1974	34x46x10.5mm	—	15-1420
KX450F (4-stroke)	06-12	48x58x11mm	15-3621	15-5488
KX500A	83-87	38x50x8/9.5mm	—	15-2567
KX500D1	1988	43x55x9.5/10mm	—	15-5053
KX500E1	1989	46x58x10.5/11mm	15-1432	—
KX500E2	1990	41x53x8/9.5mm	15-5074	—
KX500E3-E8	91-96	43x55x9.5/10mm	15-5067	15-5053
KX500E9-E16	97-04	46x58x9.5/10mm	15-5086	15-5095
KL600 KLR600	84-86	38x50x10.5mm	—	15-1421

SUSPENSION

KLX450R	1974	34x46x10.5mm	—	15-1420
KX450F (4-stroke)	06-12	48x58x11mm	15-3621	15-5488
KX500A	83-87	38x50x8/9.5mm	—	15-2567
KX500D1	1988	43x55x9.5/10mm	—	15-5053
KX500E1	1989	46x58x10.5/11mm	15-1432	—
KX500E2	1990	41x53x8/9.5mm	15-5074	—
KX500E3-E8	91-96	43x55x9.5/10mm	15-5067	15-5053
KX500E9-E16	97-04	46x58x9.5/10mm	15-5086	15-5095
KL600 KLR600	84-86	38x50x10.5mm	—	15-1421

ACCESSORIES

KLX450R	1974	34x46x10.5mm	—	15-1420
KX450F (4-stroke)	06-12	48x58x11mm	15-3621	15-5488
KX500A	83-87	38x50x8/9.5mm	—	15-2567
KX500D1	1988	43x55x9.5/10mm	—	15-5053
KX500E1	1989	46x58x10.5/11mm	15-1432	—
KX500E2	1990	41x53x8/9.5mm	15-5074	—
KX500E3-E8	91-96	43x55x9.5/10mm	15-5067	15-5053
KX500E9-E16	97-04	46x58x9.5/10mm	15-5086	15-5095
KL600 KLR600	84-86	38x50x10.5mm	—	15-1421

MARINE

KL600 KLR600	84-86	38x50x10.5mm	—	15-1421
--------------	-------	--------------	---	---------

KAWASAKI® DUALSPORT/OFFROAD			FORK/DUST	FORK
APPLICATION	YEAR	DIMENSIONS	SEAL KIT	SEALS
KL650 KLR650	87-07	38x50x10.5mm	—	15-1421
KL650 KLR 650	08-12	41x53x8/9.5mm	15-5074	—
KLX650 KLX650R	93-95	43x55x9.5/10mm	15-5067	15-5053
KLX650C Dual Sport	93-96	43x55x9.5/10mm	15-5067	15-5053
KLX650D1 KLR650R	1996	43x55x9.5/10mm	15-5067	15-5053

SUZUKI® STREET			FORK/DUST	FORK
APPLICATION	YEAR	DIMENSIONS	SEAL KIT	SEALS
GT185K/L Adventurer	73-74	30x40.5x10.5mm	—	15-1444
T200/TC200	1969	30x40.5x10.5mm	—	15-1444
GN250	82-88	33x46x11mm	15-1431	15-5063
GS250TT/TX	80-81	33x46x11mm	15-1431	15-5063
GT250K/L Hustler	73-74	33x46x11mm	—	15-5063
GT250M/A/B Hustler	75-77	33x46x11mm	15-1431	15-5063
GZ250	99-09	37x50x11mm	—	15-2561
T250 (Model T20)	1969	34x46x10.5mm	—	15-1420
T250II/R/J	70-72	34x46x10.5mm	—	15-1420
TC250	1969	34x46x10.5mm	—	15-1420
GS300LZ/LD	82-83	33x46x11mm	15-1431	15-5063
GS300LF	1985	33x46x11mm	15-1431	15-5063
T305	1969	34x46x10.5mm	—	15-1420
T350II/R/J	70-72	34x46x10.5mm	—	15-1420
GT380J/K Sebring	72-73	33x46x11mm	—	15-5063
GT380 Sebring	74-77	33x46x11mm	15-1431	15-5063
GN400T	80-82	35x48x11mm	—	15-1439
GS400B/XB/C/XC	77-78	33x46x11mm	15-1431	15-5063
GS400M/N/P Bandit	91-93	41x53x8/9.5mm	15-5085	—
GS425N/EN/LN	1979	33x46x11mm	15-1431	15-5063
GS450ET/EX/EZ/ED	80-83	33x46x11mm	15-1431	15-5063
GS450G Automatic	82-83	33x46x11mm	15-1431	15-5063
GS450GAF Automatic	1985	33x46x11mm	15-1431	15-5063
GS450LT/LX/LZ	80-82	33x46x11mm	15-1431	15-5063
GS450LD	1983	35x48x11mm	—	15-1439
GS450LF/LG/LH/LJ	85-88	35x48x11mm	—	15-1439
GS450ST/SX	80-81	33x46x11mm	15-1431	15-5063
GS450TX/TZ	81-82	33x46x11mm	15-1431	15-5063
GS450TXZ/TXD	82-83	33x46x11mm	15-1431	15-5063
GS500E	89-00	37x49x8/9.5mm	15-6124	15-2562
GT500A/B Titan	76-77	35x48x11mm	—	15-1439
RE5/RE5MA Rotary	75-76	35x48x11mm	—	15-1439
T500 1/II/III Titan	68-75	34x46x10.5mm	—	15-1420
GS550B/C/EC	77-78	35x48x11mm	—	15-1439
GS550N/EN/ET	79-80	35x48x11mm	—	15-1439
GS550ED/ESD/EF	83-85	37x49x8/9.5mm	—	15-2562
GS550ESF/ESG	85-86	37x49x8/9.5mm	—	15-2562
GS550LN/LT/LX/LZ	79-82	35x48x11mm	—	15-1439
GS550LD/LF	83, 85	37x50x11mm	—	15-2561
GS550LG	1986	35x48x11mm	—	15-1439
GS550MZ	1982	35x48x11mm	—	15-1439
GS550TX	1981	35x48x11mm	—	15-1439
GT550J--B Indy	72-77	35x48x11mm	—	15-1439
GSF600S Bandit	96-98	41x53x8/9.5mm	15-5085	—
GSF600S Bandit	99-05	41x53x8/10.5mm	15-5078	15-5079
GSX600F Katana	88-96	41x54x11mm	15-5500	15-5087
GSX600F Katana	97-06	41x54x11mm	15-5441	15-5087
GSX-R600WN/WP	92-93	41x54x11mm	15-5500	15-5087
GSX-R600	97-01	45x57x11mm	—	15-5081
GSX-R600K2/K3	02-03	45x57x11mm	—	15-5081
GSX-R600K4/K5	04-05	43x54x11mm	15-4973	15-5084
GSX-R600	06-13	41x54x11mm	15-5441	15-5087
RF600RR/RS/RT	94-96	41x54x11mm	15-5500	15-5087
DL650 V-Strom	04-11	43x54x11mm	15-4973	15-5084
DR650SL/SM/SN/SP	90-93	41x53x8/9.5mm	—	—
DR650SER/SES	94-95	41x53x8/9.5mm	—	—
DR650SE	96-12	43x55x10.5mm	—	15-2564
GR650D/XD Tempter	1983	35x48x11mm	—	15-1439
GS650EX/EZ	81-82	35x48x11mm	—	15-1439
GS650G	81-83	35x48x11mm	—	15-1439
GS650MD Katana	1983	37x50x11mm	—	15-2561
GSX-650F	08-09	41x54x11mm	—	15-5087

SUZUKI® STREET APPLICATION	YEAR	DIMENSIONS	FORK/DUST SEAL KIT	FORK SEALS
LS650 Savage	86-88	38x50x8/9.5mm	—	15-2567
LS650 Savage	95-04	38x50x8/9.5mm	—	15-2567
S40 Boulevard 650cc	05-14	38x50x8/9.5mm	—	15-2567
SV650	99-02	41x53x8/9.5mm	15-5076	—
SV650	03-09	41x54x11mm	15-5441	15-5087
XN85D Turbo	1983	37x50x11mm	—	15-2561
GS700EF/ESF	1985	37x50x11mm	—	15-2561
VS700G Intruder	86-87	37x50x11mm	—	15-2561
GS750B/C/EC/N	77-78	35x48x11mm	—	15-1439
GS750EN/ET/EX/EZ	79-82	35x48x11mm	—	15-1439
GS750ED/ESD	1983	37x50x11mm	—	15-2561
GS750LN	1979	37x50x11mm	—	15-2561
GS750LT/LX	80-81	35x48x11mm	—	15-1439
GS750TZ/TD	82-83	35x48x11mm	—	15-1439
GS750SD Katana	1983	37x49x8/9.5mm	—	15-2562
GSX750F Katana	89-96	41x54x11mm	15-5500	15-5087
GSX750F Katana	97-04	41x54x11mm	15-5441	15-5087
GSX-R750	06-13	41x54x11mm	15-5441	15-5087
GSX-R750G/H/RG	86-87	41x53x8/9.5mm	—	—
GSX-R750J/K/L	88-90	43x54x11mm	15-5431	15-5084
GSX-R750M/N	91-92	41x54x11mm	15-5500	15-5087
GSX-R750WP	1993	41x54x11mm	15-5500	15-5087
GSX-R750WR/WS	94-95	43x54x11mm	15-5431	15-5084
GSX-R750T/V/W/X/Y	96-00	43x54x11mm	15-5431	15-5084
GSX-R750K1/K2/K3	01-03	43x54x11mm	15-5431	15-5084
GSX-R750K4/K5	04-05	43x54x11mm	15-4973	15-5084
GSX-R750K6-K8, L1-L3	06-13	41x54x11mm	15-5441	15-5087
GT750J~B Lemans	72-77	35x48x11mm	—	15-1439
VS750G Intruder	88-91	39x52x11mm	—	15-5088
VS800GL Intruder	92-05	39x52x11mm	—	15-5088
VL800	01-06	41x54x11mm	15-5441	15-5087
VX800L/M/N/P	90-93	41x53x8/9.5mm	15-5085	—
VZ800 Marauder	97-04	41x53x8/9.5mm	15-5085	—
M50 Boulevard 800cc	05-07	41x53x8/9.5mm	15-5085	—
GS850G	79-83	37x49x8/9.5mm	—	15-2562
RF900R	94-97	43x54x11mm	15-5431	15-5084
DL1000 V-Strom	02-12	43x54x11mm	15-5431	15-5084
GS1000C/N	78-79	37x49x8/9.5mm	—	15-2562
GS1000EC/EN/ET	78-80	37x49x8/9.5mm	—	15-2562
GS1000GT/GX	80-81	37x49x8/9.5mm	—	15-2562
GS1000GLT/GLX	80-81	37x49x8/9.5mm	—	15-2562
GS1000LN	1979	37x49x8/9.5mm	—	15-2562
GS1000SN/ST	79-80	37x49x8/9.5mm	—	15-2562
GS1000SZ	1982	37x49x8/9.5mm	—	15-2562
GSX-R1000	01-08	43x55x9.5/10mm	15-5523	15-5053
GSX-R1000	09-13	43x54x11mm	15-4973	15-5084
SV1000K3/K4	03-04	46x58x10.5mm	—	15-5089
SV1000SK3~SK7	03-07	46x58x10.5mm	—	15-5089
TL1000S	97-01	43x55x9.5/10mm	15-5462	15-5053
TL1000RW~RK2	98-03	43x55x9.5/10mm	15-5523	15-5053
GS1100ET/EX/EZ	80-82	37x49x8/9.5mm	—	15-2562
GS1100ED/ESD	1983	37x49x8/9.5mm	—	15-2562
GS1100GZ/GD	82-83	37x49x8/9.5mm	—	15-2562
GS1100GLZ/GLD	82-83	37x49x8/9.5mm	—	15-2562
GS1100GKZ/GK2	1982	43x55x9.5/10mm	—	15-5053
GS1100GKD/GKE	83-84	43x55x9.5/10mm	—	15-5053
GS1100LT	1980	37x49x8/9.5mm	—	15-2562
GS1100SD Katana	1983	37x49x8/9.5mm	—	15-2562
GSX1100G Shaft	91-93	43x55x9.5/10mm	—	15-5053
GSX1100FJ~FP Katana	88-93	41x54x11mm	15-5500	15-5087
GSX-R1100K/L	89-90	43x55x9.5/10mm	—	15-5053
GSX-R1100M/N	91-92	41x53x8/9.5mm	15-5085	—
GSX-R1100WP/WR	93-94	41x53x8/9.5mm	15-5085	—
GSX-R1100W	95-98	43x55x9.5/10mm	15-5462	15-5053
GS1150E, All	83-86	37x49x8/9.5mm	—	15-2562
GSF1200S	97-00	43x54x11mm	15-5431	15-5084
GSF1200SAV	1997	43x54x11mm	15-5431	15-5084
GSF1200 Bandit	01-05	43x54x11mm	15-5431	15-5084
GSF1250S/SA	07-09	43x54x11mm	15-4973	15-5084

SUZUKI® STREET APPLICATION	YEAR	DIMENSIONS	FORK/DUST SEAL KIT	FORK SEALS
GSX1250FA	2011	43x54x11mm	15-4973	15-5084
GSX1300R Hayabusa	99-14	43x55x9.5/10mm	15-5523	15-5053
GSX1300BK B-King	2008	43x55x9.5/10mm	—	15-5053
GV1400G Cavalcade	85-89	43x55x9.5/10mm	—	15-5053
VS1400G Intruder	87-09	41x54x11mm	15-5500	15-5087
S83 Boulevard1400cc	05-07	41x54x11mm	15-5500	15-5087
VL1500 Intruder LC	98-04	41x54x11mm	15-5500	15-5087
VL1500 C90 Boulevard	05-06	41x54x11mm	15-5500	15-5087
VZ1600 Maurauder	2004	43x54x11mm	—	15-5084
M109 Boulevard	06-09	46x58x10.5mm	—	15-5089

SUZUKI® DUALSPORT/OFFROAD APPLICATION	YEAR	DIMENSIONS	FORK/DUST SEAL KIT	FORK SEALS
OR50N/T	79-80	26x37x10.5mm	—	15-1413
RM50C/N/T	78-80	26x37x10.5mm	—	15-1413
RM60N/T/X/Z/D	79-83	26x37x10.5mm	—	15-1413
RM60K3/K4	03-04	30x42x11mm	—	15-5062
RM65K3/K4/K5	03-05	33x46x11mm	—	15-5063
TM75L/M/A	74-76	27x39x10.5mm	—	15-1410
TS75M/A/B	75-77	27x39x10.5mm	—	15-1410
DS80C/N/T/X/Z/D	78-83	26x37x10.5mm	—	15-1413
DS80F~X	85-99	26x37x10.5mm	—	15-1413
RM80B/C	77-78	27x39x10.5mm	—	15-1410
RM80G/H/J	86-88	33x46x10.5mm	—	15-1437
RM80K~K1	89-01	35x48x11mm	—	15-1439
RM85K2~K7	02-07	37x50x11mm	15-6348	15-2561
RM85LK2~LK7	02-07	37x50x11mm	15-6348	15-2561
RV90L/M/A/B Rover	74-77	27x39x10.5mm	—	15-1410
TC/TS90J	1972	30x40.5x10.5mm	—	15-1444
DS100C/N/T/X	78-81	27x39x10.5mm	—	15-1410
RM100A/B	76-77	30x40.5x10.5mm	—	15-1444
RM100N/T/X	79-81	35x48x11mm	—	15-1439
TC/TS100K~A	73-77	30x40.5x10.5mm	—	15-1444
TM100L/M	74-75	30x40.5x10.5mm	—	15-1444
TS100C/N	78-79	27x39x10.5mm	—	15-1410
DR-Z110K3/K4/K5	03-05	30x42x11mm	—	15-5062
DR-Z110LK3/LK4/LK5	03-05	30x42x11mm	—	15-5062
DR125G/H/J	86-88	35x48x11mm	—	15-1439
DR125SER~SEV	94-97	35x48x11mm	—	15-1439
RM125M/A	75-76	35x48x11mm	—	15-1439
RM125B/C	77-78	36x48x8/9.5mm	—	15-2569
RM125N/T/X/Z/D	79-83	38x50x10.5mm	—	15-1421
RM125E/F/G/H	84-88	43x55x10.5mm	—	15-2564
RM125J	1988	43x55x9.5/10mm	—	15-5053
RM125K	1989	46x58x10.5/11mm	15-1432	—
RM125L	1990	41x53x8/9.5mm	15-5074	—
RM125M/N/P/R/S	91-95	45x57x11mm	—	15-5081
RM125T/V/W/X/Y	96-00	49x60x10mm	15-5092	—
RM125K1~K7	01-08	47x58x10mm	15-5453	15-6298
SP125G/H/J	86-88	35x48x11mm	—	15-1439
TC125J/K/L/M/A/B	72-77	30x40.5x10.5mm	—	15-1444
TM125K/L/M	73-75	30x40.5x10.5mm	—	15-1444
TS125R~B Duster	71-77	30x40.5x10.5mm	—	15-1444
PE175C/N/T/X	78-81	36x48x8/9.5mm	—	15-2569
PE175Z/D/E	82-84	38x50x10.5mm	—	15-1421
RS175T/X/Z	80-82	36x48x8/9.5mm	—	15-2569
DS185C	1978	30x40.5x10.5mm	—	15-1444
TC185L/M/A/B	74-77	30x40.5x10.5mm	—	15-1444
TS185R~A Sierra	71-76	30x40.5x10.5mm	—	15-1444
TS185B/C	77-78	30x40.5x10.5mm	—	15-1444
DR200G/H/J	86-88	35x48x11mm	—	15-1439
DR20S	15-16	35x48x11mm	—	15-1439
DR200SE Dual Sport	96-13	35x48x11mm	—	15-1439
SP200G/H/J	86-88	35x48x11mm	—	15-1439
DR250Z/D/F	82-85	36x48x8/9.5mm	—	15-2569
DR250 Offroad	90-93	43x54x11mm	15-5055	15-5084
DR250SE Dual Sport	90-95	43x54x11mm	15-5055	15-5084
DR-Z250K1~K7	01-07	43x54x11mm	15-5055	15-5084
DS250T	1980	36x48x8/9.5mm	—	15-2569
PE250B/C/N/T/X	77-81	36x48x8/9.5mm	—	15-2569

EQUIPMENT & TOOLS

HARD PARTS

CARB & FUEL

IGNITION/ELECTRICAL

CONTROL

SUSPENSION

ACCESSORIES

MARINE



EQUIPMENT & TOOLS

SUZUKI® DUALSPORT/OFFROAD				
APPLICATION	YEAR	DIMENSIONS	FORK/DUST SEAL KIT	FORK SEALS
RL250L/M Trials	74-75	35x48x11mm	—	15-1439
RM250A/B/C/C2	76-78	36x48x8/9.5mm	—	15-2569
RM250N/T/X/Z	79-82	38x50x10.5mm	—	15-1421
RM250D/E/F/G/H	83-87	43x55x10.5mm	—	15-2564
RM250J	1988	43x55x9.5/10mm	—	15-5053
RM250K/L	89-90	41x53x8/9.5mm	15-5074	—
RM250M/N/P/R/S	91-95	45x57x11mm	—	15-5081
RM250T/V/W/X/Y	96-00	49x60x10mm	15-5092	—
RM250K1-K3	01-03	46x58x9.5/11mm	15-5086	15-5095
RM-Z250 4-Stroke	04-06	48x58x11mm	15-3621	15-5488
RM250K4~K8	04-08	47x58x10mm	15-5453	15-6298
RM-Z250 4-Stroke	07-12	47x58x10mm	15-5453	15-6298
RMX250K/L	89-90	41x53x8/9.5mm	15-5074	—
RMX250M~W	91-98	45x57x11mm	—	15-5081
RS250T/X	80-81	36x48x8/9.5mm	—	15-2569
SP250Z/D/F	82-85	35x48x11mm	—	15-1439
TM250J/K	72-73	34x46x10.5mm	—	15-1420
TM250L/M	74-75	35x48x11mm	—	15-1439
TS250I Savage	1969	35x48x10.5mm	—	15-1422
TS250II Savage	1970	34x46x10.5mm	—	15-1420
TS250R/J/K/L/M/A	71-76	34x46x10.5mm	—	15-1420
TS250B/C/N	77-79	35x48x11mm	—	15-1439
TS250T/X	80-81	36x48x8/9.5mm	—	15-2569
DR350L~X Offroad	90-99	43x54x11mm	15-5055	15-5084
DR350S Dual Sport	90-99	43x54x11mm	15-5055	15-5084
DR/SP370C/N	78-79	36x48x8/9.5mm	—	15-2569
RM370A/B	76-77	36x48x8/9.5mm	—	15-2569
DR400T	1980	36x48x8/9.5mm	—	15-2569
DR-Z400E	00-11	49x60x10mm	15-5092	—
DR-Z400S	00-12	49x60x10mm	15-5092	—
DR-Z400SM	05-09	47x58x10mm	—	15-6298
PE400T/X	80-81	36x48x8/9.5mm	—	15-2569
RM400C	1978	36x48x8/9.5mm	—	15-2569
RM400N/T	79-80	38x50x10.5mm	—	15-1421
SP400T	1980	36x48x8/9.5mm	—	15-2569
TM400R/J Cyclone	71-72	34x46x10.5mm	—	15-1420
TM400K/L/M	73-75	35x48x11mm	—	15-1439
TS400J~B Apache	71-77	34x46x10.5mm	—	15-1420
RM-Z450 4-Stroke	06-12	47x58x10mm	15-5453	15-6298
RM465X/Z	81-82	43x55x10.5mm	—	15-2564
DR500X/Z/D	81-83	36x48x8/9.5mm	—	15-2569
RM500D/E	83-84	43x55x10.5mm	—	15-2564
SP500X/Z/D	81-83	36x48x8/9.5mm	—	15-2569
DR650SE Dual Sport	96-12	43x55x10.5mm	—	15-2564

HARD PARTS

CARB & FUEL

IGNITION/ELECTRICAL

CONTROL

SUSPENSION

ACCESSORIES

MARINE

YAMAHA® STREET				
APPLICATION	YEAR	DIMENSIONS	FORK/DUST SEAL KIT	FORK SEALS
RS100B/C	75-76	27x39x10.5mm	—	15-1410
CS3C/CS3B 200	70-71	30x40.5x10.5mm	—	15-1444
CS5 200	1972	30x40.5x10.5mm	—	15-1444
RD200A/B/C	74-76	30x40.5x10.5mm	—	15-1444
DS7 250	1972	34x46x10.5mm	—	15-1420
RD250/A/B	73-75	34x46x10.5mm	—	15-1420
TD3 250 (Roadrace)	1972	34x46x10.5mm	—	15-1420
R3 350	1969	34x46x10.5mm	—	15-1420
R5 350	70-72	34x46x10.5mm	—	15-1420
RD350/A/B	73-75	34x46x10.5mm	—	15-1420
RZ350L/N/NC/NCII	84-85	35x48x11mm	—	15-1439
TR3 350 (Roadrace)	1972	34x46x10.5mm	—	15-1420
TZ350 (Roadrace)	1973	34x46x10.5mm	—	15-1420
TZ350C/D/E	76-78	35x48x10.5mm	—	15-1422
XS360C/D/2D	76-77	33x46x10.5mm	—	15-1437
FZR400	88-90	38x50x8/9.5mm	15-5460	15-2567
RD400C/D/E	76-78	34x46x10.5mm	—	15-1420
RD400F	1979	35x48x10.5mm	—	15-1422
XS400D/E/F	77-79	33x46x10.5mm	—	15-1437
XS4002E/2F	78-79	33x46x10.5mm	—	15-1437
XS400G/H Special	80-81	33x46x10.5mm	—	15-1437
XS400J/K Maxim	82-83	35x48x11mm	15-4975	15-1439
XS400R/J/RK Seca	82-83	35x48x11mm	15-4975	15-1439
XS400S Special	80-82	33x46x10.5mm	—	15-1437
YP400 Majesty	05-14	41x53x8/9.5mm	15-5085	—
SR500E/F/G/H	78-81	35x48x10.5mm	—	15-1422
TX500/A	73-74	34x46x10.5mm	—	15-1420
XS500B	1975	34x46x10.5mm	—	15-1420
XS500C/D/E	76-78	35x48x11mm	—	15-1439
XV500K Virago	1983	36x48x8/9.5mm	—	15-2569
XV535 Virago	87-88	36x48x11mm	—	15-2566
XV535 Virago	1990	36x48x11mm	—	15-2566
XV535 Virago	93-00	36x48x11mm	—	15-2566
XJ550H/J/K Maxim	81-83	36x48x8/9.5mm	—	15-2569
FJ600	84-85	36x48x8/9.5mm	—	15-2569
FZ600	86-88	36x48x8/9.5mm	—	15-2569
FZ6	09-15	41x53x10.5mm	15-5009	15-2563
FZR600W/WC/AC/R	89-97	38x50x8/9.5mm	15-5460	15-2567
SRX600S/SC	1986	36x48x8/9.5mm	—	15-2569
XJ600S Seca II	92-97	38x50x8/9.5mm	15-5460	15-2567
YX600S Radian	86-90	36x48x8/9.5mm	—	15-2569
YZF600R	95-96	41x53x8/9.5mm	15-5085	—
YZF600R/J/RJC	1997	41x53x8/9.5mm	15-5085	—
YZF600RK	98-99	41x53x8/9.5mm	15-5076	—
YZF600R	00-04	41x53x8/9.5mm	15-5085	—
YZF600RT	2005	41x53x8/9.5mm	15-5085	—
YZF-R6	99-04	43x55x9.5/10mm	15-5523	15-5053
YZFR6	06-15	41x53x10.5mm	15-5009	15-2563
YZF-R6S	06-09	43x55x9.5/10mm	15-5523	15-5053
XJ650G/H/J/K Maxim	80-83	36x48x8/9.5mm	—	15-2569
XJ650LH/LJ	80-83	36x48x8/9.5mm	—	15-2569
XJ650LK Seca Turbo	1983	37x49x8/9.5mm	—	15-2562
XJ650RJ Seca	1982	36x48x8/9.5mm	—	15-2569
XS1/XS1B/XS2 650	70-72	34x46x10.5mm	—	15-1420
TX650/A	73-74	34x46x10.5mm	—	15-1420
XS650B/C	75-76	34x46x10.5mm	—	15-1420
XS650D/E/F/2F/G/H	77-81	35x48x10.5mm	—	15-1422
XS650SE~SK	78-83	35x48x10.5mm	—	15-1422
XVS650 V-Star	98-14	41x53x8/9.5mm	15-5076	—
XJ700N Maxim	85-86	38x50x8/9.5mm	15-5461	15-2567
XJ700XN	85-86	38x50x8/9.5mm	15-5461	15-2567
XV700 Virago	84-87	38x50x8/9.5mm	15-5461	15-2567
XV700SS/SSC Virago	1986	38x50x8/9.5mm	15-5461	15-2567
FZ750N/S/SC	85-86	39x51x8/10mm	—	—
FZ750U/UC	1988	39x51x8/10mm	—	—
FZR750RT/RU	87-88	41x53x8/9.5mm	—	—
TX750/A	73-74	35x48x10.5mm	—	15-1422
TZ750A (Roadrace)	1974	35x48x10.5mm	—	15-1422
TZ750D (Roadrace)	1977	35x48x10.5mm	—	15-1422

TRIUMPH®				
APPLICATION	YEAR	DIMENSIONS	FORK/DUST SEAL KIT	FORK SEALS
Daytona 750	93-98	43x55x10.5mm	—	15-2564
Trident 750	91-97	43x55x10.5mm	—	15-2564
Adventure 900	95-99	43x55x10.5mm	—	15-2564
Daytona 900	93-98	43x55x10.5mm	—	15-2564
Daytona 900 SP3	94-98	43x55x10.5mm	—	15-2564
Speed Triple 900	94-96	43x55x10.5mm	—	15-2564
Speed Triple T509 (900cc)	97-00	43x55x10.5mm	—	15-2564
Sprint 900	92-98	43x55x10.5mm	—	15-2564
Thunderbird 900	95-98	43x55x10.5mm	—	15-2564
Tiger 900	93-98	43x55x10.5mm	—	15-2564
Trident 900	91-97	43x55x10.5mm	—	15-2564
Trophy 900	91-98	43x55x10.5mm	—	15-2564
Speed Triple 955	98-04	45x57x11mm	—	15-5081
Daytona 1200	93-98	43x55x10.5mm	—	15-2564
Trophy 1200	91-98	43x55x10.5mm	—	15-2564

YAMAHA® STREET				
APPLICATION	YEAR	DIMENSIONS	FORK/DUST SEAL KIT	FORK SEALS
RX50K/L/MK Special	83-84	26x37x10.5mm	—	15-1413
YRS50T/U/W/A/B/D	87-92	27x39x10.5mm	—	15-1410
LB80PJ	1982	26x37x10.5mm	—	15-1413
HS1/HS1B 90	70-71	27x39x10.5mm	—	15-1410
LS2 100	1972	27x39x10.5mm	—	15-1410

YAMAHA® STREET APPLICATION			FORK/DUST SEAL KIT	FORK SEALS
YEAR	DIMENSIONS			
XS750D	1977	35x48x11mm	—	15-1439
XS7502D/E/SE/F/SF	77-79	36x48x11mm	15-5069	15-2566
XJ750 Maxim, Midnight	82-83	36x48x8/9.5mm	—	15-2569
XJ750RH/RJ/RK Seca	81-83	36x48x11mm	15-6126	15-2566
XV750 Virago, All	81-83	36x48x8/9.5mm	—	15-2569
XV750 Virago	88-94	38x50x8/9.5mm	15-5461	15-2567
XV750 Virago	95-97	38x50x8/9.5mm	15-5460	15-2567
YZF750RF/RFC	1994	41x53x8/9.5mm	15-5085	—
YZF750R	96-98	41x53x8/9.5mm	15-5085	—
FZ8N	11-13	43x55x9.5/10mm	15-5523	15-5053
TDM850	92-93	41x53x10.5mm	15-5009	15-2563
XS850G/H	80-81	36x48x11mm	15-5069	15-2566
XS850LG/LH/SG/SH	80-81	36x48x8/9.5mm	—	15-2569
FZ09	2014	41x53x8/9.5mm	15-5076	15-5083
XJ900RK Seca	1983	37x49x8/9.5mm	15-6124	15-2562
XV920J Virago	1982	36x48x11mm	15-6126	15-2566
XV920K/MK Virago	1983	36x48x8/9.5mm	—	15-2569
XV920RH/RJ	81-82	37x49x8/9.5mm	—	15-2562
XVS95 V-Star	09-14	41x53x8/9.5mm	15-5076	—
XVS950 Bolt/R-Spec	2014	41x53x8/9.5mm	15-5076	—
FZR1000T/TC/U/UC	87-88	41x53x8/9.5mm	15-5085	—
FZR1000W/WC/A/AC	89-90	43x55x9.5/10	15-5462	15-5053
FZR1000B	91-93	41x53x8/9.5mm	15-5085	—
FZR1000F/FC/G/GC	94-95	43x55x9.5/10	—	15-5053
FZS1000 FZ1	06-14	43x55x9.5/10	—	15-5053
XV1000L Virago	84-85	38x50x8/9.5mm	—	15-2567
YZF1000R/RKC	1998	41x53x8/9.5mm	15-5076	—
YZF-R1	99-01	41x53x8/9.5mm	15-5076	—
YZF-R1	02-08	43x55x9.5/10	15-5523	15-5053
FJ1100L/LC/N/NC	84-85	41x53x8/9.5mm	15-5085	—
XS1100E/F/G/H	78-81	37x49x8/9.5mm	—	15-2562
XS1100S Special	79-81	37x48x10.5mm	—	15-5587
XV1100 Virago	86-88	38x50x8/9.5mm	—	15-2567
XV1100 Virago	89-94	38x50x8/9.5mm	15-5461	15-2567
XV1100S Virago	95-97	38x50x8/9.5mm	15-5460	15-2567
XVS1100 V-Star, All	99-09	41x53x8/9.5mm	15-5076	—
FJ1200, All	86-93	41x53x8/9.5mm	15-5085	—
VMX12 V-Max	85-92	40x52x8/9.5mm	—	15-2598
VMX12V-Max	93-98	43x55x9.5/10	15-5462	15-5053
VMX12 V-Max	99-07	43x55x9.5/10	15-5523	15-5053
XVZ12 Venture, All	83-93	40x52x8/9.5mm	—	15-2598
XVS1300 V-Star, All	07-10	41x53x8/9.5mm	15-5076	—
XVS13	11-15	41x53x10.5	15-5009	15-2563
XVZ13 Royal Star, All	96-13	43x54x11mm	15-5431	15-5084
XV1600A Road Star, All	99-03	43x54x11mm	15-5431	15-5084
XV1700 Road Star, All	04-14	43x54x11mm	15-5431	15-5084
XV1700P Warrior	02-09	41x53x8/9.5mm	15-5076	—
XV1900T Stratoliner, All	06-14	46x58x10.5mm	—	15-5089
XV1900V Roadliner, All	06-14	46x58x10.5mm	—	15-5089
XV19CX Raider, All	08-14	46x58x10.5mm	—	15-5089

YAMAHA® ATV APPLICATION			FORK/DUST SEAL KIT	FORK SEALS
YEAR	DIMENSIONS			
YTZ250N	1985	35x48x11mm	—	15-1439
YTZ250S	1986	39x52x11mm	—	15-5088

YAMAHA® DUALSPORT/OFFROAD APPLICATION			FORK/DUST SEAL KIT	FORK SEALS
YEAR	DIMENSIONS			
YZ50G	1980	26x37x10.5mm	—	15-1413
YZ60H/J/K	81-83	26x37x10.5mm	—	15-1413
BW80S/T/U/A	86-90	26x37x10.5mm	—	15-1413
MX80G/H/J	80-82	26x37x10.5mm	—	15-1413
PW80 Y-Zinger	83-03	26x37x10.5mm	—	15-1413
YZ80A/B/C/D/E	74-78	27x39x10.5mm	—	15-1410
YZ80E1~N1	93-01	36x48x8/9.5mm	—	15-2569
YZ85P/R/S/T/V	02-06	36x48x8/9.5mm	—	15-2569
HT1/HT1B/HT1BM90	70-71	27x39x10.5mm	—	15-1410
TT-R90M/MC~T/ET	00-05	26x37x10.5mm	—	15-1413
DT100A/B/C	74-76	30x40.5x10.5mm	—	15-1444
DT/MX100	72-83	27x39x10.5mm	—	15-1410

YAMAHA® DUALSPORT/OFFROAD APPLICATION			FORK/DUST SEAL KIT	FORK SEALS
YEAR	DIMENSIONS			
MX100A/B	74-75	30x40.5x10.5mm	—	15-1444
MX100F/G/H/J/K	79-83	27x39x10.5mm	—	15-1410
RT100A~M	90-00	27x39x10.5mm	—	15-1410
YZ100C/D	76-77	34x46x10.5mm	—	15-1420
YZ100G/H	80-81	35x48x10.5mm	—	15-1422
YZ100J/K	82-83	36x48x10.5mm	—	15-1411
AT1E125	1969	30x40.5x10.5mm	—	15-1444
AT-125	69-73	30x40.5x10.5mm	—	15-1444
DT125A/B/C	74-76	30x40.5x10.5mm	—	15-1444
IT125H	1981	35x48x10.5mm	—	15-1422
MX125A/B	74-75	30x40.5x10.5mm	—	15-1444
MX125C	1976	34x46x10.5mm	—	15-1420
TTR125	00-07	30x40.5x10.5mm	—	15-1444
YZ125A/B	74-75	30x40.5x10.5mm	—	15-1444
YZ125C	1976	34x46x10.5mm	—	15-1420
YZ125D/E/F/G	77-80	36x48x10.5mm	—	15-1411
YZ125H/J/K	81-83	38x50x8/9.5mm	—	15-2567
YZ125L/N	84-85	43x54x11mm	15-5055	15-5084
YZ125S/T	86-87	43x55x10.5mm	—	15-2564
YZ125U	1988	43x55x9.5/10mm	—	15-5053
YZ125W/A	89-90	41x53x8/9.5mm	15-5074	—
YZ125BD1E1F1G1	91-95	43x55x9.5/10	15-5067	15-5053
YZ125H1~R1	96-03	46x58x9.5/11mm	15-5086	15-5095
YZ125S1/T1/SV	04-11	48x58x11mm	15-3621	15-5488
CT/DT-175	69-76	30x40.5x10.5mm	—	15-1444
IT175D/E/F/G/H	77-81	36x48x10.5mm	—	15-1411
IT175J/K	82-83	38x50x8/9.5mm	—	15-2567
MX175A/B	74-75	30x40.5x10.5mm	—	15-1444
TY175B/C	75-76	30x40.5x10.5mm	—	15-1444
IT200L/N/S	84-86	43x55x10.5mm	—	15-2564
WR200RD	1992	41x53x8/9.5mm	15-5074	—
XT200J/K/KC	82-83	35x48x10.5mm	—	15-1422
TT225S/T	86-87	36x48x11mm	15-6126	15-2566
TT225L/LC/RM/RMC	00-01	36x48x11mm	15-6126	15-2566
TT-R225	01-04	36x48x11mm	15-6126	15-2566
XT225 Dual Sport	92-07	36x48x11mm	15-6126	15-2566
TTR230	06-12	36x48x11mm	15-6126	15-2566
DT1A/B/C/E/S-250	68-71	34x46x10.5mm	—	15-1420
DT2/DT3-250	72-73	34x46x10.5mm	—	15-1420
DT250A/B/C/D/E	74-78	34x46x10.5mm	—	15-1420
DT250F	1979	36x48x10.5mm	—	15-1411
DT1CMX-250	70-71	34x46x10.5mm	—	15-1420
DT1EMX-250/DT2MX250	70-72	34x46x10.5mm	—	15-1420
MX250A/B	73-75	34x46x10.5mm	—	15-1420
IT250D/E/F/G	77-80	36x48x10.5mm	—	15-1411
IT250H/J	81-82	38x50x8/9.5mm	—	15-2567
IT250K	1983	43x55x10.5mm	—	15-2564
TT250G/H/J	80-82	36x48x10.5mm	—	15-1411
TT250RL	99-00	43x55x9.5/10mm	15-5067	15-5053
TTR-250	01-06	43x55x9.5/10mm	15-5067	15-5053
TY250A/C/D Trials	74-77	34x46x10.5mm	—	15-1420
WR250ZB~ZJ	91-97	43x55x9.5/10mm	15-5067	15-5053
WR250F	01-04	46x58x9.5/11mm	15-5086	15-5095
WR250F	05-11	48x58x11mm	15-3621	15-5488
XT250G/H/J/K/KC	80-83	35x48x10.5mm	—	15-1422
XT250L/LC	1984	36x48x10.5mm	—	15-1411
YZ250A/B	74-75	34x46x10.5mm	—	15-1420
YZ250D/E/F/G	77-80	38x50x8/9.5mm	—	15-2567
YZ250	81-87	43x55x10.5mm	—	15-2564
YZ250U	1988	43x55x9.5/10mm	—	15-5053
YZ250W/A	89-90	41x53x8/9.5mm	15-5074	—
YZ250B	91-95	43x55x9.5/10mm	15-5067	15-5053
YZ250	96-03	46x58x9.5/11mm	15-5086	15-5095
YZ250S1/T1/V1	04-11	48x58x11mm	15-3621	15-5488
YZ250F	01-03	46x58x9.5/11mm	15-5086	15-5095
YZ250F	04-14	48x58x11mm	15-3621	15-5488
YZ250WRW/WRA	89-90	41x53x8/9.5mm	15-5074	—
TT350S/T	86-87	41x54x11mm	—	15-5087
TY350N/S Trials	85-86	36x48x10.5mm	—	15-1411

EQUIPMENT & TOOLS

HARD PARTS

CARB & FUEL

IGNITION/ELECTRICAL

CONTROL

SUSPENSION

ACCESSORIES

MARINE

EQUIPMENT & TOOLS

HARD PARTS

CARB & FUEL

IGNITION/ELECTRICAL

CONTROL

SUSPENSION

ACCESSORIES


MARINE

YAMAHA® DUALSPORT/OFFROAD APPLICATION			FORK/DUST SEAL KIT	FORK SEALS
XT350	85-00	36x48x10.5mm	—	15-1411
DT/MX/YZ360	70-75	34x46x10.5mm	—	15-1420
DT400B/C/D/E	75-78	34x46x10.5mm	—	15-1420
IT400C/D/E/F	76-79	36x48x10.5mm	—	15-1411
MX400B	1975	34x46x10.5mm	—	15-1420
YZ400D/E/F	77-79	38x50x8/9.5mm	—	15-2567
WR400F	98-00	46x58x9.5/11mm	15-5086	15-5095
YZ400F	98-99	46x58x9.5/11mm	15-5086	15-5095
IT425G	1980	36x48x10.5mm	—	15-1411
WR426F	01-02	46x58x9.5/11mm	15-5086	15-5095
YZ426F	00-02	46x58x9.5/11mm	15-5086	15-5095
WR450FR/FS	03-04	46x58x9.5/11mm	15-5086	15-5095
WR450FT /FV	05-10	48x58x11mm	15-3621	15-5488
YZ450FR	2003	46x58x9.5/11mm	15-5086	15-5095
YZ450FS/FV	04-14	48x58x11mm	15-3621	15-5488
IT465H/J	81-82	38x50x8/9.5mm	—	15-2567
YZ465G	1980	38x50x8/9.5mm	—	15-2567
YZ465H	1981	43x55x10.5mm	—	15-2564
IT490K/L	83-84	43x55x10.5mm	—	15-2564
YZ490J/K/L/N/S/T	82-87	43x55x10.5mm	—	15-2564
YZ490U/W/A	88-90	43x55x9.5/10mm	—	15-5053
SC500/A Scrambler	73-74	34x46x10.5mm	—	15-1420
TT/XT500	76-81	36x48x10.5mm	—	15-1411
WR500ZD/ZE	92-93	43x55x9.5/10mm	15-5067	15-5053
XT550J/K	82-83	38x50x8/9.5mm	—	15-2567
TT600	83-86	43x55x10.5mm	—	15-2564
XT600	84-95	41x53x10.5mm	—	15-2563

## SHOCK SEAL BULLET TOOL

"Bullet Tools" make seal head installation onto shafts quick and easy.

35-8677	TSSB125	12.5 x 10mm Shock Seal Bullet
35-8678	TSSB14	14 x 12mm Shock Seal Bullet
35-8679	TSSB16	16 x 12mm Shock Seal Bullet
35-8685	TSSB18	18 x 16mm Shock Seal Bullet
35-8686	TSSB1812	18 x 12mm Shock Seal Bullet



35-8677    35-8678    35-8679    35-8685    35-8686

## MOTION PRO FORK SEAL BULLETS

These fork seal bullets protect the fork seal and wiper of inverted forks from damage by the bushing groove during installation. Eliminates the need to wrap the fork tube with tape. Sold as a six piece set.

35-7578 Motion Pro Fork Seal Bullets.  
Includes six seal guides: 36mm Red, 41mm Blue, 43mm Green, 45mm Yellow, 46mm Black, and 47mm White



35-7578

## MOTION PRO FORK OIL LEVEL GAUGE

The perfect tool for the shop or home mechanic. This tool allows easy and accurate fork oil level measurement, adjustment and fine tuning.

35-1974 Motion Pro Fork Oil Level Gauge



35-1974

## SAG MASTER™ SAG TOOL

The Sag Master makes measuring "Race Sag" fast, easy, and accurate.

35-8681 Sag Master™ SagTool



## K&L 48MM FORK SEAL DRIVER

Our most popular single-size split seal driver. Fits many late model dirt bikes including 04-14 YZ Models and 05-14 WR models (YM-A0948-A)

35-0948 K&L 48mm Split Driver



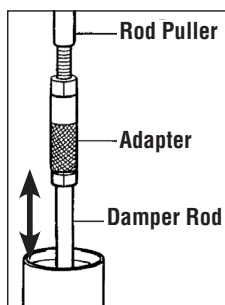
35-0948



## K&L FORK DAMPER ROD BLEED TOOL SET

This tool threads on to damper rod and allows better control of bleeding. Works on most Japanese applications.

35-8703 K&L Fork Damper Rod Bleed Tool Set  
Includes 3 adapters: 9 x 1.0mm, 10 x 1.0mm, and 12 x 1.25mm



## MOTION PRO RINGER FORK SEAL DRIVER TOOL

Designed for easy installation of most fork seals on either conventional or inverted forks. The weight of each driver is approximately 25oz. Manufactured from CAD-II plated carbon steel and feature a split design. Sold individually. **Made in U.S.A.** Available in the following sizes:

35-0943	35/36mm
35-1965	37mm
35-1967	39mm
35-1970	41mm
35-1972	43mm
35-1973	45mm
35-0928	46/47mm combo
35-0934	49MM Ringer Fork Seal Driver
35-0935	50MM Ringer Fork Seal Driver





## FORK DUST BOOTS FOR HONDA CB550/750

**15-1414** Fork Dust Boots for Honda CB550/750



## FORK DUST BOOTS FOR HONDA XR/CR/CB

Fits 35mm fork tubes. Fits 46-47mm inner groove of fork leg.

**15-1417** Fork Dust Boots for Honda XR/CR/CB



## HARLEY DAVIDSON® RUBBER GAITOR FORK BOOTS

**15-1401** 41mm Fork Boots  
**15-1402** 39mm Fork Boots



## RUBBER GAITOR FORK BOOTS FOR HONDA CB

Replaces OEM# 51611-300-000

**15-1406** Rubber Gaitor Fork Boots for Honda CB



## RED LINE SUSPENSION FLUIDS

These synthetic fluids provide excellent resistance to fade and aeration with a very low viscosity. Extra Light works well in Showa and Kayaba front MX forks; Light Weight is best for rear shocks. Sold each 16 fl.oz. bottle.

**35-2075** Like Water Suspension Fluid  
**35-2078** Extra Light (2.5 wt.)    **35-2088** Light (5 wt.)  
**35-2089** Medium (10 wt.)        **35-2109** Heavy (30 wt.)



## ADJUSTABLE FORK SEAL DRIVERS (26-36mm) and (38-52mm)

Adjustable fork seal drivers fit 26-36mm or 38-52mm forks! Sold each.

**35-7989** Adjustable Fork Seal Driver (26mm-36mm)  
**35-7998** Adjustable Fork Seal Driver (38mm-52mm)



## SPLIT FORK SEAL DRIVER FOR YAMAHA V-MAX

Split fork seal driver fits 52mm fork seals used on 09-12 V-Max. Sold each.

**35-6466** Split Fork Seal Driver for V-Max



## K&L ADJUSTABLE SPLIT FORK SEAL DRIVER SETS

Replace fork seals without removing the inner fork tube from the T-clamp.

**35-7521** Adjustable Split Fork Seal Driver Set (35mm - 46mm)  
Set includes: one Split Seal Driver and seven Seal Guides: 35mm, 36mm, 38mm, 41mm, 43mm, 45mm, & 46mm.  
**35-7571** Large Adjustable Split Fork Seal Driver Set (47mm-50mm)  
Set includes: one Split Seal Driver and Four Seal Guides : 47mm, 48mm, 49mm, & 50mm.  
**35-7568** Adjustable Split Fork Seal Driver Set, Harley-Davidson®  
Set includes: one Split Seal Driver and three Seal Guides 35mm, 39mm, 41mm. Use for OEM H-D® KYB & Showa forks.

**REPLACEMENT SEAL GUIDES (ADAPTERS)** Sold each.

**35-7522** 35mm    **35-7538** 45mm    **35-7523** 36mm    **35-7565** 46mm  
**35-7559** 38mm    **35-7567** 47mm    **35-7566** 39mm    **35-7572** 48mm  
**35-7560** 41mm    **35-7569** 49mm    **35-7562** 43mm    **35-7570** 50mm

**REPLACEMENT SPLIT SEAL DRIVERS** Sold each.

**35-7576** Split Seal Driver-fits 35, 36, 38, 39, 41, 43, 45 & 46mm adapters  
**35-7577** Split Seal Driver-fits **35-7567** (47mm), **35-7572** (48mm), **35-7569** (49mm) & **35-7570** (50mm)



**35-7521**

EQUIPMENT & TOOLS

HARD PARTS

CARB & FUEL

IGNITION/ELECTRICAL

CONTROL

SUSPENSION

ACCESSORIES

MARINE

EQUIPMENT & TOOLS

### HONDA ATC / MX SHOCK SPANNER WRENCH

This heavy duty tool is made of heat treated alloy and is designed for shop use. Fits Honda ATC200X, 250R, 350X, and MX models.

**35-5971** Honda ATC / MX Shock Spanner Wrench

35-5971



HARD PARTS

CARB & FUEL

IGNITION/ELECTRICAL

CONTROL

SUSPENSION

ACCESSORIES

MARINE

### SHOCK SPANNERS

Forged steel alloy tool used to loosen and tighten the shock ring nuts on rear shocks. Designed for shop or home use. Available in 40-45mm, 60-65mm, 80mm and 100mm sizes for most applications.

**35-6462** Shock Spanner (40-45mm)

**35-6464** Shock Spanner (60-65mm)


**35-6467** Shock Lock Nut Wrench (80mm)

**35-6468** Shock Lock Nut Wrench (100mm)

35-6462



35-6468



### FORK SPRING COMPRESSOR TOOL

This unique fork spring compressor is designed to work on most current sport bikes and road racers. It allows the spring to be compressed while the fork cap is removed from the rod. It can be used on or off the bike on most models.

**35-8680** Fork Spring Compressor Tool TFSC01

**35-2764** Soft-Face Protectors, set of 2



SOFT-FACE PROTECTORS IN USE ON FORK SPRING COMPRESSOR (TFSC01), K&L# 35-8680



35-8680



### SOFT-FACE PROTECTORS

These aluminum protectors help prevent damage to fork spring spacers. Designed to work with Race Tech TFSC01 Fork Spring Tool. (K&L# 35-8680). Sold in pairs




**35-2764** Soft-Face Protectors



35-2764

# K&L Supply Co.

## 1984 Catalog



# ***ACCESSORIES***

**CHEMICALS, HARDWARE & MANUALS**

# **ACCESSORIES**



EQUIPMENT & TOOLS

HARD PARTS

CARB & FUEL

IGNITION/ELECTRICAL

CONTROL

SUSPENSION

ACCESSORIES

MARINE

### FASTENER KIT

**33-4000** Fastener Kit includes 1 pk/10 of each part number. Available in the following sizes and shapes. Replacements sold in (pk/10)

K&L P/N	
33-3881	Push Rivet
33-3882	Push Rivet
33-3883	Push Rivet
33-3884	Push Rivet
33-3885	Push Rivet
33-3887	Push Pull
33-3889	Push Turn Rivet
33-3890	Push Turn Rivet
33-3891	Push Turn Rivet
33-3892	M6 Bolt Cap
33-3893	M8 Bolt Cap
33-3896	Latch Rivet
33-3897	Latch Rivet
33-3898	Latch Rivet
33-3933	Band
33-3941	Band
33-3950	Purse Lock
33-3951	Purse Lock
33-3952	Push Turn Rivet
33-3953	Cable Strap
33-3954	Rod Holder
33-3955	Wire Clip
33-3956	Screw Grommets
33-3977	Screw Grommets



### RIVET & BOLT CAP ASSORTMENT KIT

**33-2460** Rivet And Bolt Cap Assortment Kit includes 1 pk/10 of each part number. Available in the following sizes and shapes. Replacements sold in (pk/10)

K&L P/N	
33-3881	Push Rivet
33-3882	Push Rivet
33-3883	Push Rivet
33-3884	Push Rivet
33-3885	Push Rivet
33-3887	Push Pull
33-3889	Push Turn Rivet
33-3890	Push Turn Rivet
33-3891	Push Turn Rivet
33-3892	M6 Bolt Cap
33-3893	M8 Bolt Cap
33-3896	Latch Rivet
33-3897	Latch Rivet
33-3898	Latch Rivet



33-2460

### PARTS STORAGE BOXES

Use for storage of parts inventory and organization. Sold Each.

#### SELF LOCKING STORAGE BIN BOXES

- 35-0057** 12" x 4" x 4-1/2"
- 35-0058** 12" x 12" x 4-1/2"

#### SELF LOCKING STORAGE BIN BOXES

(Can also be used as box dividers)

- 35-0059** 3-1/2" x 2" x 4-1/2"
- 35-0061** 3-1/2" x 8" x 4-1/2"



### COMPARTMENT BOXES

Plastic storage boxes ideal for storing small parts and carb jets. Available in the following sizes:

- 35-7148 Small:** 5 compartments: 3-1/2" x 7-1/4" x 1-1/4"
- 35-7150 Large:** 18 compartments: 6-1/2" x 11" x 1-3/4"



### WIRING LOOM FASTENER ASSORTMENT KIT

**33-2467** Wiring Loom Fastener Assortment Kit includes 1 pk/10 of each part number. Available in the following sizes and shapes. Replacements sold in (pk/10)

K&L P/N	
33-3933	Band
33-3941	Band
33-3950	Purse Lock
33-3951	Purse Lock
33-3952	Push Turn Rivet
33-3953	Cable Strap
33-3954	Rod Holder
33-3955	Wire Clip
33-3956	Screw Grommets
33-3977	Screw Grommets



## PUSH TURN RIVETS

Sold pk/10.

**A:** Pin Diameter **B:** Button Thickness **C:** Button Diameter **D:** Pin Length

K&L P/N	DESCRIPTION	HOLE SIZE	A	B	C	D
33-3889	Push Turn Rivet	6.0mm	9.9mm	2.5mm	18.0mm	18.7mm
33-3890	Push Turn Rivet	6.0mm	10.0mm	2.5mm	14.0mm	19.1mm
33-3891	Push Turn Rivet	6.0mm	10.0mm	2.5mm	14.0mm	18.2mm
33-3952	Push Turn Rivet	7.0mm	13.0mm	3.0mm	20.0mm	15.8mm



## BOLT CAPS

Sold pk/10.

K&L P/N	DESCRIPTION	DIAMETER	HEIGHT
33-3892	M6 Bolt Cap	15.0mm	6.0mm
33-3893	M8 Bolt Cap	17.0mm	7.7mm



## PURSE LOCKS / ROD HOLDERS / WIRE CLIPS

Sold pk/10.

K&L P/N	DESCRIPTION
33-3950	<b>PURSE LOCK</b> Clamp Diameter: 15.0mm Hole Diameter: 6.0mm
33-3951	<b>PURSE LOCK</b> Clamp Diameter: 17.0mm Hole Diameter: 7.7mm
33-3954	<b>ROD HOLDER</b> Clamp Diameter: 10-30mm, Hole Size: 7.0mm, Thick: 0.7-2.6mm Clamp Diameter: 10.0mm, Hole Size: 8.0mm, Thick: 1.2mm
33-3955	<b>WIRE CLIP</b> Clamp Diameter: 10-30mm, Hole Size: 7.0mm, Thick: 0.7-2.6mm Clamp: 23.0 X 14.0mm, Hole Size: 4.8mm, Thick: 0.6-2.0mm



## SCREW GROMMETS

Sold pk/10.

K&L P/N	DESCRIPTION
33-3956	Screw Size: 5.0mm, Hole Size: 8.0mm, Thick: 0.7-3.0mm
33-3977	Screw Size: 6.0mm, Hole Size: 9.0mm, Thick: 0.8-3.0mm Base W X H X D : 17.0 X 1.0 X 10.0mm



## PUSH RIVETS / PUSH PULLS

Sold pk/10.

**A:** Pin Diameter **B:** Button Thickness **C:** Button Diameter **D:** Pin Length

K&L P/N	DESCRIPTION	HOLE SIZE	A	B	C	D
33-3881	Push Rivet	6.0mm	4.7mm	1.5mm	12.0mm	20.5mm
33-3882	Push Rivet	6.0mm	4.7mm	2.0mm	20.0mm	15.0mm
33-3883	Push Rivet	6.0mm	4.7mm	1.5mm	12.0mm	23.0mm
33-3884	Push Rivet	6.5mm	5.3mm	1.5mm	18.0mm	21.0mm
33-3885	Push Rivet	6.5mm	5.5mm	1.5mm	15.0mm	20.5mm
33-3887	Push Pull	6.0mm	14.0mm	3.0mm	11.5mm	18.5mm
33-3903	Push Pull	8.0mm	13.0mm	3.0mm	16.0mm	20.0mm
33-3904	Push Pull	8.0mm	6.80mm	2.5mm	20.0mm	21.6mm



## LATCH TYPE RIVETS

Sold pk/10.

**A:** Thickness **B:** Pin Head Thickness **C:** Pin Head Diameter **D:** Depth

K&L P/N	DESCRIPTION	HOLE SIZE	A	B	C	D
33-3896	Latch Rivet	7.6mm	1.5mm	6.5mm	9.4mm	9.8mm
33-3897	Latch Rivet	7.6mm	2.5mm	2.8mm	7.6mm	10.9mm
33-3898	Latch Rivet	7.6mm	2.5mm	6.5mm	9.4mm	10.9mm



## BANDS / CABLE STRAPS

Sold pk/10.

K&L P/N	DESCRIPTION
33-3933	<b>BAND</b> Clamp Diameter: 20-40mm, Head Thick: 12.0mm Band Thick: 8.0mm Band Length: 161.20mm
33-3941	<b>BAND</b> Clamp Diameter: 6-13mm, Head Width: 10.0mm Band Thick: 4.0mm Band Length: 53.5mm
33-3953	<b>CABLE STRAP</b> Clamp Diameter: 10-30mm, Hole Size: 7.0mm, Thick: 8.0MM, Band Length: 118.95mm



EQUIPMENT & TOOLS

HARD PARTS

CARB & FUEL

IGNITION/ELECTRICAL

CONTROL

SUSPENSION

ACCESSORIES

MARINE







### K&L HARDWARE ASSORTMENT KITS

Never be without the fastener, clip, spring, or whatever else you need in your shop! These kits will help you avoid those emergency trips to the local hardware store to finish up a job. Make life easier for you (and your techs) today.

- 35-2337** 100 pc Waterproof Shrink Wrap Kit
- 35-2342** 270 pc NBR O-ring Kit
- 35-2346** 419 pc Metric O-ring Kit
- 35-2347** 1000 pc Cotter Kit.
- 35-2348** 300 pc S.A.E E-Clip Kit
- 35-2349** 150 pc Hair Pin Kit
- 35-2352** 300 pc S.A.E. Snap Ring Kit
- 35-2353** 125 pc Grommet Kit
- 35-2355** 110 pc S.A.E Copper Washer Kit
- 20-2357** 120 pc ATC Fuse Kit
- 20-2358** 120 pc ATM Mini Fuse Kit
- 35-2359** 500 pc Rivet Kit
- 35-3582** 350 pc Flat/Lock Washer Kit



### MINI REFLECTORS

This tub of mini-reflectors is perfect for counter display. Reflectors can be used for license plates or many other uses.

- 23-8426** Red, tub of 150
- 23-8250** Blue, tub of 150



**23-8250**

**23-8426**

### K&L EXTERNAL & INTERNAL CIRCLIPS

Available as a Shop kit or individually. **Made in Japan.**

- 33-7547** Shop Kit: includes one pack each of part numbers listed below. 175 pieces all packaged in a plastic storage box. Sourced directly from OEM manufacturers.

#### REPLACEMENT CIRCLIPS

Sold pk/25.

- 33-7551** 12mm Honda 94510-12000 (external)
- 33-7552** 14mm Honda 94510-14000 (external)
- 33-7553** 15mm Honda 94510-15000 (external)
- 33-7554** 20mm Honda 94510-20000 (external)
- 33-7555** 25mm Honda 94510-25000 (external)
- 33-7556** 37mm Honda 51447-028-00 (internal)
- 33-7558** 42mm Yamaha 93410-42007 (internal)



**33-7547**

### OIL DRAIN PLUG WASHER ASSORTMENT

Kit contains 75 pieces, 25 pieces each from applications listed.

- 15-8484** Complete Kit-75 pieces. Replacements sold in pk/25.
- 15-8480** Honda 12mm 94109-12000 12.5 x 20 x 2.0mm
- 15-8481** Honda 14mm 94109-14000 14.5 x 22.5 x 2.0mm
- 15-8482** Kawasaki 12mm 92065-097 12.5 x 22.5 x 2.0mm
- NEW 6 AND 8MM SIZES AVAILABLE! NOT INCLUDED IN KIT**
- 15-8487** Honda 8mm 90474-333-000 8.3 x 15.7x2.0mm (pk/10)
- 15-8488** Kawasaki 8mm 92022-1086 8.3 x 16 x 1.2mm
- Suzuki 8mm 09168-08029 (pk/10)
- 15-8489** Suzuki 6mm 09168-06004 6.3 x 11 x 1.2mm
- Yamaha 6mm 90430-06016-00 (pk/10)




**15-8484**

## K&L FAIRING AND BODY HARDWARE


OEM quality fasteners, bolts and screws for fairings, side covers and panels. Will also work on off-road plastic parts, side panels, radiator shrouds, etc. Available in a Shop Kit and individually (pk/25).

**33-7873** Fairing and Body Hardware Kit includes 1 pk/25 of each part number. Available in the following sizes and head shapes. Replacements sold in (pk/25)


### CHROME OVAL HEAD PHILLIPS KAWASAKI

**33-7857** 6 x 12mm **33-7861** 6 x 20mm  **33-7857**  
**33-7858** 6 x 14mm **33-7862** 6 x 28mm  
**33-7860** 6 x 18mm


### CHROME OVAL HEAD PHILLIPS YAMAHA/SUZUKI

**33-7853** 5 x 10mm **33-7855** 5 x 16mm  **33-7853**


### CHROME 4MM ALLEN OVAL HEAD (WIDE) YAMAHA

**33-7863** 6 x 16mm **33-7864** 6 x 24mm  **33-7863**


### CHROME 4MM ALLEN OVAL HEAD YAMAHA

**33-7865** 5 x 13mm **33-7866** 5 x 16mm  **33-7865**


### CHROME 4MM ALLEN OVAL HEAD SUZUKI

**33-7867** 6 x 12mm **33-7869** 6 x 20mm  **33-7867**  
**33-7868** 6 x 16mm **33-7870** 6 x 26mm

### CHROME 4MM ALLEN OVAL HEAD W/ SHOULDER-HONDA

**33-7871** 4 x 13.5mm  **33-7871**

### BLACK 10MM HEAD FLANGE W/ SHOULDER HONDA

**33-7872** 6 x 15mm  **33-7872**

## NEW FAIRING HARDWARE

(NOT INCLUDED IN 33-7873) Sold in packs of 25.

### BLACK ROUND TOP PHILLIPS SCREW - ZX TYPE

**33-8320** 5x16mm **92009-1654**  **33-8320**  
**33-8321** 5x20mm **92009-1656**

### BLACK FLAT TOP PHILLIPS SCREW - ZX TYPE

**33-8322** 5x16mm **92009-1909**  **33-8322**  
**33-8323** 5x20mm


### SMALL BUTTON HEAD ALLEN SCREW - ZX TYPE

**33-8325** 6x18mm **92150-1553**  **33-8325**  
**33-8326** 6x30mm **92150-1554**


### TAPERED HEAD ALLEN BOLT

**33-8285** 5x16mm **92153-1244**  **33-8285**  
**33-8287** 5x20mm

### OVAL HEAD ALLEN BOLT

**33-8290** 5x14mm **09139-05042/05022**  **33-8290**  
**33-8291** 5x16mm **09139-05025**  
**33-8292** 5x20mm  
**33-8293** 5x25mm

### OVAL HEAD ALLEN BOLT WITH SHOULDER

**33-8295** 5mm w/ Shoulder **09139-05055**  **33-8295**  
**33-8297** 6mm w/ Shoulder **09139-06126**


## 1/4 TURN (QUICK RELEASE) FASTENERS

These quarter turn fasteners are ideal for bikes requiring frequent removal and replacement of fairings and other bodywork. Kit includes six ea. of fasteners & clips listed below, and twelve ea. of the washers. Refills available separately, sold pk/6.

**33-9745** Quarter-Turn Fastener Assortment  
**33-9746** 6 x 13mm/Slotted Head Style Dzus Fastener  
**33-9747** 6 x 13mm/D-Ring Style Dzus Fastener  
**33-9748** 6 x 13mm/Phillips Head Style Dzus Fastener  
**33-9749** 6 x 13mm/4 mm Allen Head Style Dzus Fastener  
**33-9750** Clip Plate for Dzus Fastener  
**33-9751** Retaining Washers for Dzus Fastener (pk/12)



33-9745



## OEM STYLE BOLT KIT -8MM HEX

**33-9986** 200 piece (Zinc) Kit which includes 25 pieces each of the sizes listed below, all with 8mm hex head.

### REPLACEMENT BOLTS

Sold in pk/25.

**33-9978** 6 x 12mm Zinc **33-9982** 6 x 30mm Zinc  
**33-9979** 6 x 16mm Zinc **33-9983** 6 x 35mm Zinc  
**33-9980** 6 x 20mm Zinc **33-9984** 6 x 40mm Zinc  
**33-9981** 6 x 25mm Zinc **33-9985** 6 x 45mm Zinc



33-9986

33-9981

EQUIPMENT & TOOLS

HARD PARTS

CARB & FUEL

IGNITION/ELECTRICAL

CONTROL

SUSPENSION

ACCESSORIES

MARINE

EQUIPMENT & TOOLS

## K&L MASTER CYLINDER COVER SCREWS ASSORTMENT SHOP KIT



125 piece kit. Kit includes one pack of each part number listed below all contained in a plastic storage box. **Made in Japan.**

**33-1137** Shop Assortment Kit

### REPLACEMENT SCREWS

Sold pk/25

- 33-1140** Zinc-Flat Oval Head 4 x 35mm, Honda 90137-422-006
- 33-1142** Zinc-Flat Oval Head 4 x 45mm, Honda 93600-04045-1G
- 33-1145** Black-Flat Oval Head 4 x 12mm, Kawasaki 92009-1458 Suzuki 69689-49300, Yamaha 98706-04012
- 33-1146** Black-Flat Oval Head 5 x 18mm, Kawasaki 92001-1055 Kawasaki 92001-1727
- 33-1147** Black-Flat Oval Head 4 x 10mm, Kawasaki 92001-1532 Yamaha 98706-04010

HARD PARTS

CARB & FUEL

IGNITION/ELECTRICAL



33-1137

CONTROL

SUSPENSION

ACCESSORIES

MARINE



**OEM SELF TAPPING SCREWS** Self Tapping screws are used on powersports models from all of the Big Four manufacturers. Used on Body Parts and Airbox assemblies. The same high quality part as the OE reference number listed. Made in Japan. Sold in packs of 25.

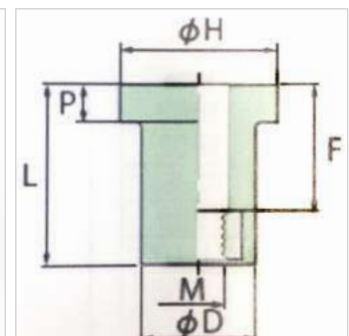
- 33-8351** Tapping screw: Black pan 4 x 10 Honda 93903-24280
- 33-8352** Tapping screw: Black pan 4 x 12 Honda 93903-24380
- 33-8352** Tapping screw: Black pan 4 x 12 Yamaha 97707-40012
- 33-8353** Tapping screw: Silver pan 5 x 16 Honda 93903-25310
- 33-8353** Tapping screw: Silver pan 5 x 16 Kawasaki 92172-0482
- 33-8353** Tapping screw: Silver pan 5 x 16 Suzuki 03541-0516A
- 33-8353** Tapping screw: Silver pan 5 x 16 Yamaha 97702-50016
- 33-8354** Tapping screw: Black pan 5 x 20 Honda 93903-25480
- 33-8354** Tapping screw: Black pan 5 x 20 Yamaha 90167-05078
- 33-8357** Tapping screw: Black pan 4 x 18 Kawasaki 92172-1072
- 33-8361** Tapping screw: Black pan 5 x 16 Suzuki 03541-0516B
- 33-8361** Tapping screw: Black pan 5 x 16 Suzuki 09132-05053
- 33-8361** Tapping screw: Black pan 5 x 16 Yamaha 97707-50016



### ORIGINAL WELLNUT BRAND EXPANDING NUTS

These are the original Wellnut brand expanding nuts. They stand up to the weather much better than the cheap copies sold elsewhere. These are the same high quality part as the OE reference numbers listed. They are great for mounting custom accessories and are used in many industrial applications. Sold in a pack of 5.

PART#	DESCRIPTION	L (MM)	D (MM)	H (MM)	P (MM)	F (MM)
33-8065	WELLNUT 4X0.7	14.5	7.9	12	3.5	10
33-7897	WELLNUT 5X0.8	14.2	9.5	12.7	1.2	9
33-7898	WELLNUT 5X0.8	16.9	9.5	14.3	1	11.4
33-8064	WELLNUT 5X0.8	17.8	9.5	19.1	2	12.2
35-8066	WELLNUT 5X0.8	21.5	9.5	14.3	0.9	16
33-7895	WELLNUT 6X1.0	16	12.7	16	1.3	9.8
33-8063	WELLNUT 6X1.0	21	12.7	17.8	4.5	14.8
33-7896	WELLNUT 6X1.0	16	12.7	16	1.3	9.7
33-7945	WELLNUT 6X1.0	21.1	12.7	18.8	4.7	14.8



### CYLINDER/CYLINDER HEAD NUTS

Replacements Sold pk/25. **Made in Japan.** Available in sizes listed.  
**NOTE: ALL CYLINDER/CYLINDER HEAD NUTS HAVE SMOOTH BACKS.**

**33-7710** 150/pk Cylinder/Cylinder Head Hardware Kit

K&L P/N	DESCRIPTION	PITCH DIMENSIONS
<b>33-7877</b>	Cyl. Head Flange Nut	8mm x 1.25mm
<b>33-7878</b>	Cyl. Base Flange Nut	10mm x 1.25mm
<b>33-7879</b>	Cyl. Head Flange Cap Nut	8mm x 1.25mm
<b>33-7880</b>	Cyl. Head Flange Nut, colored	8mm x 1.25mm
<b>33-7881</b>	Cyl. Head Flange Nut, colored	10mm x 1.25mm
<b>33-7884</b>	Cyl. Head Flange Nut, colored	12mm x 1.25mm



### ISO CAP NUTS

Sold pk/25. **Made in Japan.**

**33-1040** 6mm      **33-1041** 8mm      **33-1042** 10mm



### LOCK WASHERS

Sold pk/100. **Made in Japan.**

**33-1026** 6mm  
**33-1027** 8mm  
**33-1028** 10mm



### FENDER WASHERS

Sold pk/100. **Made in Japan.**

**33-7545** 6mm x 30mm O.D.  
**33-7546** 8mm x 30mm O.D.



### FLAT WASHERS

Sold pk/100. **Made in Japan.**

**33-1035** 5mm  
**33-1036** 6mm  
**33-1037** 8mm  
**33-1038** 10mm



### ALUMINUM SPACERS

(Contains 2 of each size)

**33-1290** THIN SPACER KIT  
**33-1300** THICK SPACER KIT



**33-1300**

**33-1290**

### SPECIALTY METRIC NUT KIT

**Made in Japan**

**33-7714** Specialty Metric Nut Kit. Kit contains 25 each of the following specialty metric nuts. Replacements sold pk/25.

- 33-1019** 5 mm Iso Flange Nut, Gold
- 33-1020** 6 mm Iso Flange Nut, Gold
- 33-1021** 8 mm Iso Flange Nut, Gold
- 33-1022** 10 mm Iso Flange Nut, Gold
- 33-1023** 12 mm Iso Flange Nut, Gold
- 33-7886** 8 mm Iso Flange Nut, Silver
- 33-7885** 10 mm Iso Flange Nut, Silver
- 33-1014** 5 mm Nylock Nuts, Gold
- 33-1015** 6 mm Nylock Nuts, Gold
- 33-1016** 8 mm Nylock Nuts, Gold
- 33-1017** 10 mm Nylock Nuts, Gold
- 33-1018** 12 mm Nylock Nuts, Gold
- 33-1040** 6 mm Iso Cap Nut (Acorn), Chrome
- 33-1041** 8 mm Iso Cap Nut (Acorn), Chrome
- 33-1042** 10 mm Iso Cap Nut (Acorn), Chrome



### METRIC NUTS

Sold Kit/100 assortment. **Made in Japan.**

**34-7712** Metric Nut Kit. Kit includes 25 of each part# below

Kit includes 25 of each part below. **Made in Japan.**

**34-1010** 6mm (pk/100)      **34-1012** 10mm (pk/100)  
**34-1011** 8mm (pk/100)      **34-1013** 8mm (with 12mm head) (pk/100)



### ISO FLANGE NUTS

Sold pk/25. **Made in Japan.**

**33-1019** 5mm      **33-1021** 8mm      **33-1023** 12mm  
**33-1020** 6mm      **33-1022** 10mm



### ISO FLANGE NUTS

Sold pk/25. **Made in Japan.**

**33-7886** 8mm      **33-7885** 10mm



### NYLOCK NUTS

Sold pk/25. **Made in Japan.**

**33-1014** 5mm      **33-1016** 8mm      **33-1018** 12mm  
**33-1015** 6mm      **33-1017** 10mm



EQUIPMENT & TOOLS

HARD PARTS

CARB & FUEL

IGNITION/ELECTRICAL

CONTROL

SUSPENSION

ACCESSORIES

MARINE

### FLANGE 10MM HEAD BOLTS

Zinc plated. **Made in Japan.** Sold pk/25.

<b>33-7829</b> 6x12mm	<b>33-7832</b> 6x25mm	<b>33-7834</b> 6x35mm
<b>33-7830</b> 6x16mm	<b>33-7833</b> 6x30mm	<b>33-7835</b> 6x40mm
<b>33-7831</b> 6x20mm		
<b>33-7845</b> 8x16mm	<b>33-7848</b> 8x30mm	<b>33-7851</b> 8x45mm
<b>33-7846</b> 8x20mm	<b>33-7849</b> 8x35mm	<b>33-7852</b> 8x50mm
<b>33-7847</b> 8x25mm	<b>33-7850</b> 8x40mm	



33-7852

### HEX HEAD BOLTS

Zinc plated. **Made in Japan.** Sold pk/25.

<b>33-7430</b> 6x10mm	<b>33-7433</b> 6x25mm	<b>33-7436</b> 6x40mm
<b>33-7431</b> 6x16mm	<b>33-7434</b> 6x30mm	<b>33-7437</b> 6x45mm
<b>33-7432</b> 6x20mm	<b>33-7435</b> 6x35mm	
<b>33-7445</b> 8x12mm	<b>33-7448</b> 8x25mm	<b>33-7451</b> 8x40mm
<b>33-7446</b> 8x16mm	<b>33-7449</b> 8x30mm	<b>33-7452</b> 8x45mm
<b>33-7447</b> 8x20mm	<b>33-7450</b> 8x35mm	<b>33-7453</b> 8x50mm
<b>33-7500</b> 10x20mm	<b>33-7502</b> 10x30mm	<b>33-7504</b> 10x40mm
<b>33-7501</b> 10x25mm	<b>33-7503</b> 10x35mm	<b>33-7505</b> 10x45mm



33-7449

### PHILLIPS HEAD SCREWS

Zinc plated. **Made in Japan.** Sold pk/25.

<b>33-7800</b> 6x10mm	<b>33-7806</b> 6x25mm	<b>33-7810</b> 6x45mm
<b>33-7801</b> 6x12mm	<b>33-7807</b> 6x30mm	<b>33-7811</b> 6x50mm
<b>33-7802</b> 6x16mm	<b>33-7808</b> 6x35mm	<b>33-7812</b> 6x55mm
<b>33-7804</b> 6x20mm	<b>33-7809</b> 6x40mm	



33-7804

33-7809

### PHILLIPS SCREWS

**Made in Japan.** Sold in pk/25 and pk/50.

<b>33-7827</b> Phillips Flat Head Screw	pk/25
4 x 14mm	
<b>33-7828</b> Phillips Pan Head Screw	pk/50
3 x 8mm	



33-7828


33-7827

### THREAD PITCH GAUGES

<b>35-3359</b> Thread Pitch Gauge - SAE
29 blades cover 4 to 42 threads per inch.
<b>35-3361</b> Thread Pitch Gauge - Metric
24 blades cover .26 to 6.00 thread pitches.



35-3361



35-3359

### 8 MM SILVER ALLEN BOLT KIT

Sold kit/150. Replacements sold pk/25. **Made in Japan.**

**33-7713** 8MM Silver Allen Bolt Kit Kit contains 25 each of the following 8 mm silver allen bolts

<b>33-7784</b> 8x20mm
<b>33-7785</b> 8x25mm
<b>33-7786</b> 8x30mm
<b>33-7787</b> 8x35mm
<b>33-7788</b> 8x40mm
<b>33-7789</b> 8x45mm



33-7713



33-7787

### BLACK ALLEN BOLTS

**Made in Japan.**

**33-7711** Sold kit/175 Pieces. Replacements sold pk/25. Kit contains 25 each of the following size black bolts:

<b>33-7392</b> 6x16mm	<b>33-7397</b> 6x30mm	<b>33-7399</b> 6x40mm
<b>33-7394</b> 6x20mm	<b>33-7398</b> 6x35mm	<b>33-7400</b> 6x45mm
<b>33-7396</b> 6x25mm		



33-7711



33-7400

### ALLEN BOLTS

Zinc plated. **Made in Japan.** Sold pk/25.

#### 6MM ALLEN BOLTS

<b>33-7760</b> 6x10mm	<b>33-7766</b> 6x25mm	<b>33-7771</b> 6x50mm
<b>33-7761</b> 6x12mm	<b>33-7767</b> 6x30mm	<b>33-7772</b> 6x55mm
<b>33-7762</b> 6x16mm	<b>33-7768</b> 6x35mm	<b>33-7773</b> 6x60mm
<b>33-7763</b> 6x18mm	<b>33-7769</b> 6x40mm	<b>33-7774</b> 6x65mm
<b>33-7764</b> 6x20mm	<b>33-7770</b> 6x45mm	<b>33-7775</b> 6x70mm

#### 8MM ALLEN BOLTS

<b>33-7784</b> 8x20mm	<b>33-7786</b> 8x30mm	<b>33-7788</b> 8x40mm
<b>33-7785</b> 8x25mm	<b>33-7787</b> 8x35mm	<b>33-7789</b> 8x45mm




33-7789


### CARBURETOR FLOAT BOWL SCREWS

**33-7715** Kit contains 25 each of the following, replacements. Sold pk/25.

<b>33-7821</b> 4x12mm	<b>33-7823</b> 4x16mm	<b>33-7825</b> 5x14mm
<b>33-7822</b> 4x14mm	<b>33-7824</b> 5x12mm	<b>33-7826</b> 5x16mm



33-7715



33-7826

### SAE CHROME LOCK WASHERS 25 pack

K&L P/N	DESCRIPTION	K&L P/N	DESCRIPTION
33-99000	1/4"	33-99003	7/16"
33-99001	5/16"	33-99004	1/2"
33-99002	3/8"		



### SAE CHROME FLAT WASHERS 25 pack

K&L P/N	DESCRIPTION	K&L P/N	DESCRIPTION
33-99005	1/4"	33-99008	7/16"
33-99006	5/16"	33-99009	1/2"
33-99007	3/8"		



### SAE CHROME HEX NUTS 25 pack

K&L P/N	DESCRIPTION	K&L P/N	DESCRIPTION
33-99119	1/4"-20	33-99122	1/4"-28
33-99120	5/16"-18	33-99123	5/16"-24
33-99121	3/8"-16	33-99124	3/8"-24



### SAE CHROME NYLOCK NUT 25 pack

K&L P/N	DESCRIPTION	K&L P/N	DESCRIPTION
33-99010	10-24	33-99017	3/8-24
33-99011	10-32	33-99018	7/16-14
33-99012	1/4-20	33-99019	7/16-20
33-99013	1/4-28	33-99020	1/2-13
33-99014	5/16-18	33-99021	1/2-20
33-99015	5/16-24	33-99016	3/8-16



### SAE CHROME BUTTON HEAD ALLEN 10 pack (Coarse Thread)

K&L P/N	DESCRIPTION	K&L P/N	DESCRIPTION
33-99022	8-32 x1/2"	33-99023	8-32 x5/8"
33-99024	10-24 x1/2"	33-99032	5/16-18 x3/4"
33-99027	1/4-20 x5/8	33-99033	5/16-18 x1"
33-99028	1/4-20 x3/4	33-99034	5/16-18 x1 1/4"
33-99029	1/4-20 x7/8	33-99037	3/8-16 x1"
33-99030	1/4-20 x1	33-99038	3/8-16 x1 1/4"
33-99031	5/16-18 x1/2"		



### SAE CHROME BUTTON HEAD ALLEN 10 pack (Fine Thread)

K&L P/N	DESCRIPTION	K&L P/N	DESCRIPTION
33-99215	8-36 x1/2"	33-99216	8-36 x5/8"
33-99218	10-32 x1/4"	33-99035	5/16-24 x1/2"
33-99219	10-32 x1/2"	33-99225	5/16-24 x3/4"
33-99220	1/4-28 x5/8	33-99036	5/16-24 x1"
33-99221	1/4-28 x3/4	33-99227	5/16-24 x1 1/4"
33-99222	1/4-28 x7/8	33-99230	3/8-24 x1"
33-99223	1/4-28 x1	33-99231	3/8-24 x1 1/4"



### SAE CHROME SOCKETHEAD ALLEN 10 pack (Coarse Thread)

K&L P/N	DESCRIPTION	K&L P/N	DESCRIPTION
33-99039	1/4-20x5/8"	33-99050	5/16-18x7/8"
33-99040	1/4-20x3/4"	33-99051	5/16-18x1"
33-99041	1/4-20x7/8"	33-99052	5/16-18x1 1/4"
33-99042	1/4-20x1"	33-99053	5/16-18x1 1/2"
33-99043	1/4-20x1 1/4"	33-99054	5/16-18x1 3/4"
33-99044	1/4-20x1 1/2"	33-99055	5/16-18x2"
33-99045	1/4-20x1 3/4"	33-99056	3/8-16x3/4"
33-99046	1/4-20x2"	33-99057	3/8-16x1"
33-99047	1/4-20x2 1/4"	33-99058	3/8-16x1 1/4"
33-99048	5/16-18x5/8"	33-99059	3/8-16x1 1/2"
33-99049	5/16-18x3/4"	33-99060	3/8-16x1 3/4"



### SAE CHROME SOCKETHEAD ALLEN 10 pack (Coarse Thread) - continued

33-99061	3/8-16x2"	33-99066	7/16-14x2"	33-99071	1/2-13x2"
33-99062	7/16-14x1"	33-99067	1/2-13x3/4"	33-99072	1/2-13x2 1/4"
33-99063	7/16-14x1 1/4"	33-99068	1/2-13x1"	33-99073	1/2-13x2 1/2"
33-99064	7/16-14x1 1/2"	33-99069	1/2-13x1 1/4"	33-99074	1/2-13x2 3/4"
33-99065	7/16-14x1 3/4"	33-99070	1/2-13x1 1/2"		

### SAE CHROME SOCKETHEAD ALLEN 10 pack (Fine Thread)

33-99075	1/4-28x5/8"	33-99091	5/16-24x2"	33-99107	1/2-20x2"
33-99076	1/4-28x3/4"	33-99092	3/8-24x3/4"	33-99108	1/2-20x2 1/4"
33-99077	1/4-28x7/8"	33-99093	3/8-24x1"	33-99109	1/2-20x2 1/2"
33-99078	1/4-28x1"	33-99094	3/8-24x1 1/4"	33-99110	1/2-20x2 3/4"
33-99079	1/4-28x1 1/4"	33-99095	3/8-24x1 1/2"		
33-99080	1/4-28x1 1/2"	33-99096	3/8-24x1 3/4"		
33-99081	1/4-28x1 3/4"	33-99097	3/8-24x2"		
33-99082	1/4-28x2"	33-99098	7/16-20x1"		
33-99083	1/4-28x2 1/4"	33-99099	7/16-20x1 1/4"		
33-99084	5/16-24x5/8"	33-99100	7/16-20x1 1/2"		
33-99085	5/16-24x3/4"	33-99101	7/16-20x1 3/4"		
33-99086	5/16-24x7/8"	33-99102	7/16-20x2"		
33-99087	5/16-24x1"	33-99103	1/2-20x3/4"		
33-99088	5/16-24x1 1/4"	33-99104	1/2-20x1"		
33-99089	5/16-24x1 1/2"	33-99105	1/2-20x1 1/4"		
33-99090	5/16-24x1 3/4"	33-99106	1/2-20x1 1/2"		



### SAE CHROME HEX HEAD SCREWS 10 pack (Coarse Thread)

33-99161	1/4-20x5/8"	33-99174	5/16-18x1 1/4"	33-99187	7/16-14x1 3/4"
33-99162	1/4-20x3/4"	33-99175	5/16-18x1 1/2"	33-99188	7/16-14x2"
33-99163	1/4-20x7/8"	33-99176	5/16-18x1 3/4"	33-99189	1/2-13x3/4"
33-99164	1/4-20x1"	33-99177	5/16-18x2"	33-99190	1/2-13x1"
33-99165	1/4-20x1 1/4"	33-99178	3/8-16x3/4"	33-99191	1/2-13x1 1/4"
33-99166	1/4-20x1 1/2"	33-99179	3/8-16x1"	33-99192	1/2-13x1 1/2"
33-99167	1/4-20x1 3/4"	33-99180	3/8-16x1 1/4"	33-99193	1/2-13x2"
33-99168	1/4-20x2"	33-99181	3/8-16x1 1/2"	33-99194	1/2-13x2 1/4"
33-99169	1/4-20x2 1/4"	33-99182	3/8-16x1 3/4"	33-99195	1/2-13x2 1/2"
33-99170	5/16-18x5/8"	33-99183	3/8-16x2"	33-99196	1/2-13x2 3/4"
33-99171	5/16-18x3/4"	33-99184	7/16-14x1"		
33-99172	5/16-18x7/8"	33-99185	7/16-14x1 1/4"		
33-99173	5/16-18x1"	33-99186	7/16-14x1 1/2"		



### SAE CHROME HEX HEAD SCREWS 10 pack (Fine Thread)

33-99125	1/4-28x5/8"	33-99138	5/16-24x1 1/4"	33-99151	7/16-20x1 3/4"
33-99126	1/4-28x3/4"	33-99139	5/16-24x1 1/2"	33-99152	7/16-20x2"
33-99127	1/4-28x7/8"	33-99140	5/16-24x1 3/4"	33-99153	1/2-20x 3/4"
33-99128	1/4-28x1"	33-99141	5/16-24x2"	33-99154	1/2-20x1"
33-99129	1/4-28x1 1/4"	33-99142	3/8-24x3/4"	33-99155	1/2-20x1 1/4"
33-99130	1/4-28x1 1/2"	33-99143	3/8-24x1"	33-99156	1/2-20x1 1/2"
33-99131	1/4-28x1 3/4"	33-99144	3/8-24x1 1/4"	33-99157	1/2-20x2"
33-99132	1/4-28x2"	33-99145	3/8-24x1 1/2"	33-99158	1/2-20x2 1/4"
33-99133	1/4-28x2 1/4"	33-99146	3/8-24x1 3/4"	33-99159	1/2-20x2 1/2"
33-99134	5/16-24x5/8"	33-99147	3/8-24x2"	33-99160	1/2-20x2 3/4"
33-99135	5/16-24x3/4"	33-99148	7/16-20x1"		
33-99136	5/16-24x7/8"	33-99149	7/16-20x1 1/4"		
33-99137	5/16-24x1"	33-99150	7/16-20x1 1/2"		



### COTTER PINS

Made in Japan. Sold in pk/100.

<b>33-7531</b>	1x20mm	<b>33-7535</b>	3x30mm	<b>33-7540</b>	4x45mm
<b>33-7532</b>	2x18mm	<b>33-7536</b>	3.5x30mm	<b>33-7541</b>	5x45mm
<b>33-7533</b>	2x32mm	<b>33-7537</b>	4x30mm	<b>33-7542</b>	5x55mm
<b>33-7534</b>	3x25mm	<b>33-7539</b>	4x40mm		

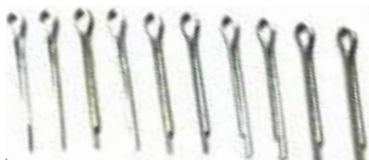


33-7542

### CARBURATOR LINKAGE COTTER PINS

These cotter pins are commonly used to secure carburetor rod linkages on many Japanese motorcycles. They are made in JAPAN and measure 13mm x .75mm.

<b>33-7530</b>	Carb Linkage Cotter Pin (10 PACK)
<b>33-7548</b>	Carb Linkage Cotter Pin (25 PACK)



33-7530

### HITCH PINS

Made in Japan. Sold pk/25.

<b>33-1030</b>	For 12mm Axle
<b>33-1054</b>	For 16mm Axle



33-1054

### YAMAHA GAS CAP


Complete OE Replica locking gas cap. Comes with 2 Keys.

#### APPLICATIONS:

YSR50 87-92, SRX250 87, FZ600 86-88, SRX600 86, XJ600 SECA II 92-98, YX600 RADIAN 86-90, YZF600R 00-07, FZ700 87, FZ750 86, YZF750R 87-88, TDM850 92-93, FZR1000 87-93, FJ1200 86-87

OEM# 4FM-24602-10-00

<b>18-5213</b>	Yamaha Gas Cap with 2 keys
----------------	----------------------------



18-5213

### VALCO THREAD LOCKER

Valco's Thread Locker anaerobic compounds are great for locking, retaining, sealing and gasketing a variety of components. Thread Locker compounds perform at high temperatures, prevent corrosion and resist water, oils, hydrocarbons and more. They also withstand vibration, improve load distribution and act as a lubricant during assembly. Thread Locker works by creating a durable plastic seal that cures in the absence of air when activated by a metal component or primer.

Thread Locker is available in Medium and High Strengths - Medium Strength for applications that may require dismantling and High Strength for permanent locks. Applications include thread-locking nuts and bolts or retaining bearings, liners, bushes, keys and splines.

<b>35-3397</b>	Blue 10ML
<b>35-3398</b>	Blue 50ML
<b>35-3399</b>	Red 10ML
<b>35-3400</b>	Red 50ML



### Q-BOND BONDING SUPERGLUE

Can be used just as an adhesive or with the reinforcing powders that will allow you to repair almost anything. Black and Gray powder included.

<b>35-2036</b>	Q-Bond Bonding SuperGlue
----------------	--------------------------



35-2036

### YAMAHA REPLICA GAS CAPS

Complete OE Replica locking gas cap. Comes with 2 Keys.

#### APPLICATIONS:

XS400E/F 78-79, XS400SG/SH/SJ/SK 80-83, RD400F 79, SR500E/F/G/H 78-81, XS650SE/SFG/SG/H/SH/SJ 78-82, XS750SE/SF 78-79, XS850SG/SH 80-81, XS1100LG/SG/LH/SH 80-81

<b>18-52120</b>	Yamaha XS Style Gas Cap
-----------------	-------------------------



18-52120

## CLAMPING TOOL FOR CV BOOT CLAMPS

These heavy duty CV Boot Clamp Pliers can be used by hand or with the assistance of a power bar if required. Also suitable for installation of certain clamps on fuel filters, water pumps and other cooling system hoses.



- 31-4920** Heavy Duty CV Boot Clamp Plier  
**35-3239** CV Boot Clamp Plier.



35-3239



31-4920

## OETIKER STEPLESS CV BOOT CLAMPS

- 35-00180** Oetiker CV Boot Clamp Kit  
 Includes: Oetiker 192 Series 24, 25, 69, 72.5mm ea. 2 Pk,  
 Oetiker Clamp Install Tool
- 35-00134** Oetiker Clamp Install Tool
- 35-00689** 24mm Oetiker 192 Series Clamp - **Pk/10**
- 35-00690** 25mm Oetiker 192 Series Clamp - **Pk/10**
- 35-00694** 69mm Oetiker 192 Series Clamp - **Pk/10**
- 35-00695** 72.5mm Oetiker 192 Series Clamp - **Pk/10**



35-00180



35-00134



35-00134



## HOSE CLAMP PLIERS

The 45 degree bent tip is ideal for using in hard to reach areas. Use for hose clamps with 5 -47mm diameter hose. Stopper function can hold the open position in 7 different widths. 8.65 inches long

- 35-3540** Hose clamp pliers



**K&L**  
**K&L Supply co.**  
**1980 FALL CATALOG**  
**M/C PARTS SPECIALISTS**  
 314 MATHEW STREET • SANTA CLARA, CALIFORNIA 95050

**K&L SUPPLY CO.**  
**YEAR 2000**  
**Shop Equipment and Hard Parts Specialists**

EQUIPMENT &amp; TOOLS

HARD PARTS

CARB &amp; FUEL

IGNITION/ELECTRICAL

CONTROL

SUSPENSION

ACCESSORIES

MARINE



### OETIKER STEPLESS 167 EAR CLAMPS

Universally used where a minimal protrusion and a small clamping range are essential. The clamps are a one-time use, not reusable. **Sold in Pack/10.**

**FEATURES:**

- Innovative, economical, high-quality clamp
- Fast, simple and safe installation
- Deburred edges reduce the risk of damage to the part being clamped
- Made of 194 Stainless Steel, Material no. 1.4310 / UNS S30100
- Designed to hold tight but not damage soft and hard rubber and plastic applications
- The Clamp is very low profile and creates a spring effect which allows for thermal expansion



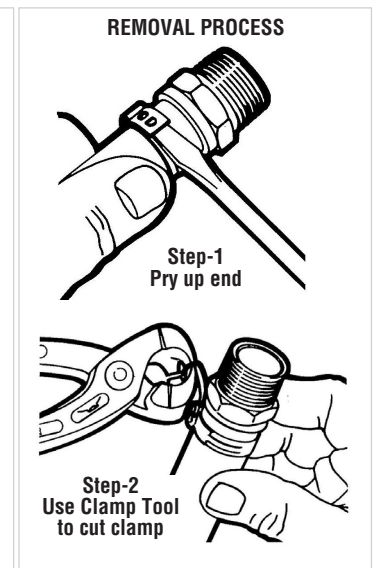
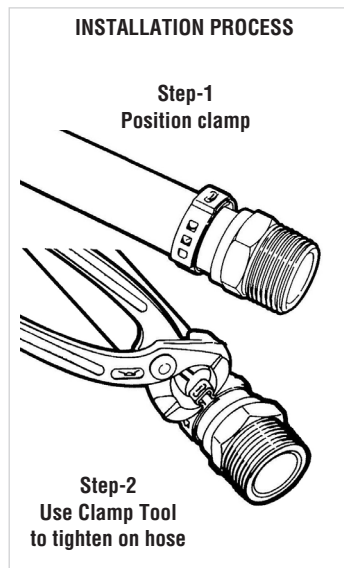
<b>35-00061</b> Stepless Ear Clamp Kit	<b>35-00020</b> 18.5mm 167 Stepless EAR Clamp - <b>Pk/10</b>
<b>35-3241</b> Stepless Side Jaw Clamp Tool	<b>35-00026</b> 22.6mm 167 Stepless EAR Clamp - <b>Pk/10</b>
<b>35-00010</b> 13.3mm 167 Stepless EAR Clamp - <b>Pk/10</b>	<b>35-00031</b> 25.6mm 167 Stepless EAR Clamp - <b>Pk/10</b>
<b>35-00013</b> 14.5mm 167 Stepless EAR Clamp - <b>Pk/10</b>	<b>35-00035</b> 28.6mm 167 Stepless EAR Clamp - <b>Pk/10</b>
<b>35-00016</b> 15.7mm 167 Stepless EAR Clamp - <b>Pk/10</b>	<b>35-00040</b> 31.6mm 167 Stepless EAR Clamp - <b>Pk/10</b>

### OETIKER STEPLESS LOW PROFILE 192 CLAMPS

Designed to be used where a dimensional variations in the parts being clamped and when applying high radial forces are needed. These clamps are designed to be reusable. **Sold in Pack/10.**

**FEATURES:**

- Low installed height – minimum space requirement
- Reusable, can be installed axially or radially
- Minimal imbalance on rotating parts
- Stepless® Design – no steps or gaps on inner circumference
- Specially formed strip edges reduce the risk of damage to the part being clamped
- Visual check that clamp is closed
- With Type 1 Tolerance Compensation
- Tolerance-compensation element provides a degree of compensation for the manufacturing tolerances of parts being joined
- 168 Stainless Steel, Material no. 1.4301 / UNS S30400



<b>35-00689</b> 24mm Oetiker 192 Series Clamp - <b>Pk/10</b>
<b>35-00690</b> 25mm Oetiker 192 Series Clamp - <b>Pk/10</b>
<b>35-00694</b> 69mm Oetiker 192 Series Clamp - <b>Pk/10</b>
<b>35-00695</b> 72.5mm Oetiker 192 Series Clamp - <b>Pk/10</b>

### OETIKER STEPLESS 167 MARINE EAR CLAMPS

<b>35-00165</b> Oetiker V8, Marine & Other Clamp Kit
<b>35-3241</b> Stepless Side Jaw Clamp Tool
<b>35-00016</b> 15.7 706R 167 Stepless EAR Clamp - <b>Pk/10</b>
<b>35-02498</b> 19.8 706R 167 Stepless EAR Clamp - <b>Pk/10</b>
<b>35-3275</b> 16.2 706R 167 Stepless EAR Clamp - <b>Pk/10</b> (Not in Kit)



### ATV FLAG GRABBER

Quick release ATV flag mount. Sold each.

<b>30-0940</b> Quick release ATV flag mount 5/16 hole
---



### MOTION PRO CABLE FITTINGS KIT

Handy shop kit with 14 most commonly used cable fittings in an 18 compartment box. Sold as a kit. Reorder replacement parts by K&L P/N.

22-2935 Cable Fitting Kit					
K&L P/N	M.P. P/N	DESCRIPTION	QTY	REORDER QTY	
22-2974	01-0000 (A)	Ball Throttle Nipple 7/32 for 1.5mm wire	20	Pk/10	
22-2975	01-0001 (B)	Throttle Nipple Carb End for 1.5mm wire	20	Pk/10	
22-2970	01-0012 (B)	Throttle Nipple Carb End, short for 1.5mm wire	10	Pk/10	
22-2976	01-0002 (C)	Barrel Nipple 3/8 for 2mm wire	10	Pk/10	
22-2979	01-0003 (C)	Barrel Nipple 5/16 for 2mm wire	20	Pk/10	
22-2947	01-0009 (C)	Barrel Nipple 5/16 for 2.5mm wire	10	Pk/10	
22-2981	01-0004 (D)	Cable Housing End 6mm (for 5mm housing)	20	Pk/10	
22-2983	01-0005 (D)	Cable Housing End 7mm (for 6mm housing)	20	Pk/10	
22-2945	01-0007 (E)	Pear Nipple (clutch lower) for 2.0mm wire	10	Pk/10	
22-2946	01-0008 (E)	Pear Nipple (clutch lower) for 2.5mm wire	10	Pk/10	
22-2948	01-0010 (F)	Barrel Nipple 6 x 10mm for 1.5mm wire	10	Pk/10	
22-2954	01-0011 (F)	Barrel Nipple 6 x 7mm for 1.5mm wire	10	Pk/10	
18-0021	01-0013 (G)	Cable Adjuster (not in kit)		Pk/10	
22-2973	01-0015 (I)	Mid Adjuster, for 5mm housing	5	Pk/10	
18-0025	01-0019	Adapter (not in kit)		Pk/10	



### REPLACEMENT CABLE - BULK

Replacement cable and housing for most brake and clutch applications.

22-2936	In. Wire 1.5mm (.060) 7x7, 100' roll
22-2937	Housing 5mm 50' (for 1.5mm wire)
22-2938	In. Wire 2.0mm (.080) 1x19, 100' roll
22-2939	Housing 6mm 50' (for 2.0mm wire)
22-2942	In. Wire 2.5mm (.100) 1x19, 100' roll
22-2943	Housing 7mm 50' (for 2.5mm wire)



### MOTION PRO CABLE RACK

Zinc plated steel construction that's designed to mount on the wall. Unit is 36" wide with 20 positions that will hold ten cables per position. Designed so you can attach labels above cables.

35-8466 Cable Rack with 20 slots



### SPEEDOMETER CABLE KIT

This universal type repair kit contains 5 ft (1,270mm) of inner speedometer cable, speedometer end tips and staking tool. Repair or custom make your own cables.

22-5957 Speedometer Cable Kit



### EMGO "VIPER" UNIVERSAL SPORT FAIRING

Made from high impact plastic. Comes complete with tinted windshield, mounting hardware and mounting instructions.

25-5448 Viper Sport Fairing

**NOTE: MODIFICATION MAY BE NEEDED TO FIT. FITS 7" ROUND HEADLIGHT**

### REPLACEMENT WINDSHIELD & HARDWARE

25-3640 Light Smoke Tinted Shield that fits the Viper Fairing.

25-5451 Hardware Kit



### VENOM FAIRING

Venom 1/4 Fairing and Smoked Windshield! Does not include any Mounting Brackets or Instructions! This mounts by using the Side Bolts of your Headlight! The Fairing itself is painted glossy black, but can be painted to match your bike!

25-5456 Black with tinted windshield. Fits 7" headlights.

### VENOM SHIELD ONLY

25-3670 Black tinted.



### MINI MARK II VENOM FAIRING FOR 5 3/4 HEADLIGHT

New EMGO Gloss Black Headlight MINI Fairing with Tinted Windshield. Mounts to a round 5 3/4" Headlight. This fairing mounts using the side bolts of your headlight

25-5572 Mini Mark II Venom Fairing



### RED LINE WATER WETTER & SUPERCOOL

Doubles the wetting ability of water and improves heat transfer. Water Wetter is a concentrate, SuperCool is ready to use as is WERA, AFM, CCS & AMA approved.



- 35-2062 Water Wetter. 12 fl. oz. bottle, sold ea.
- 35-1320 SuperCool, 1/2 Gallon, sold ea.
- 35-2062
- 35-1320

### RED LINE TWO STROKE OILS

Red Line Two Stroke Oils are blended from basestocks that allow them to be mixed with fuel at much higher ratios than castor or blends (up to 50:1). They also provide excellent protection and cleanliness with less plug fouling, and exceed BIA TC-W requirements

- 35-2059 Two-Stroke Racing-1 gallon bottle
- 35-2057 Two-Stroke Racing-16 oz. bottle
- 35-3017 Two-Stroke Smokeless-16 oz. bottle
- 35-2017 Two-Cycle Allsport for premix or injection-16 oz. bottle
- 35-2142 Two-Stroke Watercraft Injection-1 gallon bottle



35-2059 35-2057 35-3017 35-2017 35-2142

### RED LINE SUSPENSION FLUIDS

These synthetic fluids provide excellent resistance to fade and aeration with a very low viscosity. Extra Light works well in Showa and Kayaba front MX forks; Light Weight is best for rear shocks. Sold each 16 fl.oz. bottle.

- 35-2075 Like Water Suspension Fluid
- 35-2078 Extra Light (2.5 wt.)
- 35-2088 Light (5 wt.)
- 35-2089 Medium (10 wt.)
- 35-2109 Heavy (30 wt.)



35-2075 35-2078 35-2088 35-2089 35-2109

### SI-1 & SI-2 FUEL SYSTEM CLEANER

Cleans injectors, carburetors and intake valves. Now available in convenient 4 oz. bottle

- 35-0767 SI-1 Fuel System Cleaner: 15 fl.oz.
- 35-1321 SI-2 Fuel System Cleaner: 4 fl.oz.
- 35-1321
- 35-0767



### RECHARGER KIT FOR K&N AIR FILTERS

A six-step maintenance system designed to recharge any K&N Filtercharger® Air Filter. Restores air flow efficiency so your Filtercharger® performs like new! **INCLUDES: 6.5 OZ. SPRAY OIL, 12 OZ. FILTER CLEANER AND SERVICE DECAL.**

- 19-7281 ReCharger Kit for K&N Air Filters



### RED LINE MOTORCYCLE, RACE, & STREET OILS

These **Motorcycle specific oils** feature extra phosphorus and zinc for increased antiwear properties, with a modified additive package that gives even greater wet-clutch operation than before. Sold each.

- 35-2258 Motorcycle 10W40, qt
- 35-2259 Motorcycle 20W50, qt
- 35-2487 HD (V-Twin) Synthetic Motorcycle 20W60, qt



35-2258 35-2259 35-2487

**STREET OILS** offer high degrees of protection and cleanliness across a wide range of conditions and temperatures. Sold each.

- 35-2119 Street 5W30, qt
- 35-2079 Street 15W50, qt
- 35-2000 Street 10W40, qt
- 35-2003 Street 20W50, qt



35-2119 35-2079 35-2000 35-2003

**RACE OIL** provides the best high-temperature lubrication and has a higher film strength than any petroleum or synthetic product. Not recommended for Street use. Sold each.

- 35-2134 Race SAE30W, qt
- 35-2021 Race SAE50W, qt
- 35-2005 Race SAE40W, qt



35-2134 35-2005 35-2021

### RED LINE SHOCK PROOF GEAR OIL

Unique GL-5 gear oil contains a unique solid dispersion which cushions gear teeth to help prevent tooth breakage, allowing the use of lower viscosities. Race and dyno-proven to reduce friction and wear. Recommended for heavily-loaded racing transmissions. (motocross, road racing & kart racing)

- 35-1962 Super Light Weight
- 35-8622 Heavy Weight
- 35-1809 Light Weight



35-1962 35-8622 35-1809

### MTL MANUAL TRANSMISSION LUBRICANT

Meets viscosity requirements of 75W70 & 80W gear oil and SAE 30, SAE 10w30 and SAE 5w30 motor oil.

- Quicker upshifting & downshifting
- Eliminates notchy shifting even when cold
- High performance gear protection
- Excellent for high or low mileage transmissions
- Preferred gear oil for Big-Twin primary chaincase

**35-2004** MTL-70W80W GL-4: 1 qt. bottle

**35-2374** 75W/90 GL-5 Gear Oil

35-2004



35-2374



### LEAD SUBSTITUTE

- Prevents valve seat damage in engines designed for leaded gasoline
- Prolongs the useful life of older engines without updated valve seats
- Also cleans carburetor deposits and injectors, safe for catalytic converters.
- For racing, marine, or off-road use only
- 1oz treats up to 10 gallons

**35-2058** Lead Substitute

35-2058



### RED LINE ASSEMBLY LUBE

This product clings to and prepares potential wear surface, preventing metal contact before adequate lubrication can be supplied.

**35-2068** Assembly Lube: 4 oz tub

35-2068



### THREE BOND TB 1184 LIQUID GASKET

Semi-drying visco elastic sealer. Perfect product for sealing joint surfaces with large clearances. Special synthetic rubber provides excellent cushion to absorb vibrations and impacts without failure, especially where coolants are involved. Prevents leakage of water, oil, gasoline, and chemicals. Sold each.

**35-3388** Three bond TB 1184 liquid gasket 3.5 oz. tube

**NOTE: REPLACES TB1104&TB1194**



### CV-2 SYNTHETIC GREASE

CV-2 has a very high melting point, with excellent washout resistance. Use for wheel bearings, CV joints & chassis lubrication

**35-1342** CV-2 Synthetic: 14 oz. tub

**35-1373** CV-2 Synthetic: 14 oz. tube

35-1373 Tube

35-1342 Tub



### KREEM FUEL TANK PRODUCTS

KREEM Fuel Tank Liner is designed for use as a preventative maintenance product in new or old metal and fiberglass tanks. Its unique formula features extremely rapid set-up to stop corrosion. KREEM Tank Prep is a unique two-part system to prepare metal fuel tanks before coating with KREEM Fuel Tank Liner. Used as directed, Tank Prep will remove rust and etch the metal surface to ensure maximum adhesion of Kreem Fuel Tank Liner. Kreem's Fuel Tank Prep cleans, seals and protects the fuel tank from rust, corrosion, and fuel contamination.

**38-3385** Kreem Fuel Tank Liner Combo-Pak

**38-3387** Kreem Fuel Tank Liner 1 qt size (0.95 liter)

**38-3393** Kreem Fuel Tank Prep, 16 fl. oz (1 pint) & 8 fl.oz bottles



38-3385



38-3387



38-3393

### RUST REMOVER & INHIBITOR

Rustol gives excellent results with little or no work required. It forms a protective bond that prevents new rust from returning. It's safe and odorless and non-corrosive against all metals, rubber, coatings & paints. Sold in 1 liter bottle

**38-3386** Rust Remover & Inhibitor

38-3386



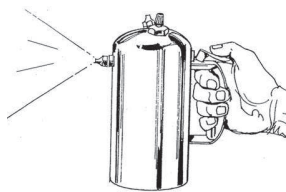
### SURE SHOT SPRAYER

Sure Shot® sprayers are an inexpensive way to apply bulk chemicals like cleaners, degreasers, penetrating oils, solvents and lubricants. They use readily available compressed air, instead of flammable and/or dangerous propellants, and because they are reusable you don't have to worry about disposal of empty cans. Manufactured since 1932, Sure Shot® is the leader in refillable, rechargeable, completely portable compressed air sprayers. 1qt. shop size spray container. Sold Ea.

**35-9735** Sure Shot Sprayer 1qt

**35-9731** Sure Shot Sprayer Repair kit

35-9735



### THREE BOND TB 1211 SILICONE LIQUID GASKET SEALANT

Tough durable sealer utilizing silicone rubber as a primary component. White in color. Ideal for numerous applications where a long-lasting faultless seal is absolutely critical. Tack free in 90 minutes, fully cured and bonded within 24 hours, attains optimum strength in three days. Sold each.

**35-3390** 3.5 oz. tube



EQUIPMENT & TOOLS

### OIL FILLER CANS

These tough, durable plastic cans are **Made in Japan.**

- 39-3912** 1 liter can
- 39-3913** 2 liter can
- 39-3914** 5 liter can
- 39-3915** Replacement Spout and nut.



**39-3915**      **39-3912**      **39-3913**      **39-3914**

HARD PARTS

CARB & FUEL

IGNITION/ELECTRICAL

CONTROL

SUSPENSION

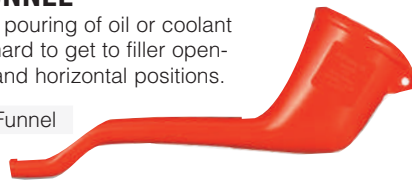
ACCESSORIES

MARINE

### REDLINE RACING FUNNEL

Oddly shaped funnel allows pouring of oil or coolant around bodywork to reach hard to get to filler openings. Pours in both vertical and horizontal positions.

- 35-2115** Red Line Racing Funnel



### LONGNECK FUNNEL

Funnel has 5.5" opening x 5" tall with an 18" flexible extension that makes pouring fluids much easier and cleaner than traditional types. Extension also can be removed if desired. Sold Each.

- 35-3580** Longneck Funnel with Spout



**35-3580**

### OIL & GAS FUNNELS

- 35-3583** Oil Filler Funnel. Long straight 18" funnel, great for filling engine oil in hard to reach locations.
- 35-3584** 2 Quart Funnel w/filter Screen. Large funnel with built in filter screen. Great for filling 5 gallon gas jugs.

**35-3584**



**35-3583**



### MOTION PRO PRO FUNNEL

Integrated shutoff valve allows precise amount of liquid to be dispensed. Graduation marks for cubic centimeters, fluid ounces and premix ratio 1000cc (34oz) capacity. Easy to understand premix ratio graduations for 32:1, 40:1, 50:1, and 60:1 for 1 to 3 gallons. Adjustable ball-pivot spout allows easy, spill-free filling.



- 35-8687** Motion Pro Pro Funnel

### 3" COLLAPSIBLE FUNNEL

- Collapsible space-saving design
- 3 inch wide opening at the top
- Durable yet flexible silicon material

- 35-3531** 3" Collapsible Funnel



### 1/2 PINT FUNNEL

This small (3.5" x 4") funnel is the right size for those jobs where automotive sized models are too big and bulky. Keep several in the shop for various fluids, great for retailing as well. Sold Each.

- 35-3581** 1/2 Pint Funnel



### RATIO-RITE MEASURING CUP

Measures in ounces and cc's. Use for filling forks, shocks, engine oil, etc. Also has ratio scale for accurate oil/gas pre-mixing. Sold each.

**NOTE: LID IS SOLD SEPARATELY.**

- 39-4061** Ratio Rite Measuring Cup
- 39-4062** Lid for Ratio Rite



### GRADUATED CYLINDERS

Plastic beakers, graduated in cc's. **Made in Japan.**  
Two sizes:

- 39-3910** 500cc
- 39-3911** 250cc

**39-3911**



**39-3910**

### 7 QUART DRAIN PAN

Low height makes this pan easy to slide under cases and the flat base helps keep things stable on the table. Molded in handles make carrying easy, great for over the counter sales as well. Measures 13.5" x 11.7" x 4"

- 35-7796** 7 Quart Drain Pan



### COOLANT RECOVERY TANK, 275CC

- Prevents loss of coolant due to overheating
- Works on most water-cooled motorcycles, snowmobiles, and ATV's
- Designed for hot weather and/or high-altitude riding conditions
- Compact, versatile, high density polyethylene bottle
- Built in mounting holes provide multiple mounting options
- Bottle cap is constructed from chemical-resistant rubber for durability and easy installation/removal
- Includes 275cc bottle, hose, clamps, mounting ties and instructions
- Bottle dimensions: H (w/cap) 5 1/2" x W 3 3/4" X D 1 7/8"



- 35-5965** Coolant Recovery Tank

### K&L DELUXE SHOP APRON

Made of quality black cloth with the K&L logo imprinted in white on the front. It features a pen pocket and two 6" x 7" pockets

- 39-8809** K&L Deluxe Shop Apron



**CLEANING BRUSH**

Curved solid brass wire brush with ergonomic handle designed to clean soft metals and engine parts without damage.

**35-9404** Cleaning Brush



35-9404

**SCRATCH BRUSH KIT**

Toothbrush size. Finger grip handles. Set has three brushes brass, stainless steel and nylon.

**35-7739** Scratch Brush kit.

35-7739

**3PC SOFT GRIP MINI BRUSH SET**


- Includes 1-1/2 inch long nylon, stainless steel and brass wire brushes with 1/4 inch detail brush
- Comfortable rubber grip for improved comfort and control
- Great for cleaning, refinishing, removing paint and rust
- Total length: 7 inches

**35-9690** 3pc Soft Grip Brush Set

**CLEANING BRUSH SET**

Curved and straight solid brass wire brushes designed to clean engine parts without damaging soft metal parts.

**35-9403** Cleaning Brush Set



35-9403

**THE GRUNGE BRUSH CHAIN BRUSH**

For cleaning drive chains. The "Brush Blocks" are adjustable to fit all chain sizes from bicycle to 630 O-ring.


**35-1911** Grunge Brush only

**35-1910** Grunge Brush Combo Pack grunge brush with four oz grunge buster chain degreaser

**35-1912** Grunge Brush replacement pad set- set of three brush pads

**35-1913** Grunge Brush, Aluminum

**35-1914** Grunge Brush Aluminum Combo Pack



35-1911

**HIGH PERFORMANCE MUFFLER PACKING KIT**

For any vehicle with a repackable muffler. Kit includes: (12) 3/16" Steel Rivets, 3/16" Drillbit, Screen 20" x 8", Fiberglass Mat 1/4" Thick 19" x 60"

**16-2511** High Performance Muffler Packing Kit. Ideal for 4-stroke mufflers.

16-2511

**5PC SMALL ORIFICE BRUSH SET**

These nylon bristle brushes are great for cleaning small carb parts and passages. size: .0625", .094", .125", .156" and .187"

**35-7752** 5PC Small Orifice Brush Set

.187"

.156"

.125"

.094"

.0625"



35-7752

**20PC BRUSH SET WITH HANDLE**

Handy brush set with 3 different brush types and a non-slip grip handle with 6" extension brushes are brass, steel and nylon materials in 6 sizes each: 1/4", 3/8", 1/2", 5/8", 3/4" and 1" OD's

**35-9409** 20PC brush Set with handle



35-9409

**MECHANIC'S GLOVES**

Latex-free, nitrile gloves. Hand protection when working around chemicals in the shop. Sold box/100. Features include: Textured grip, Powder-free, Non-sterile, Ambidextrous

**39-4991** Mechanic's Gloves. (large) Blue / PARK TOOL

**39-4992** Nitrile Gloves. (medium) Black / WILMAR

**39-4994** Nitrile Gloves. (large) Black / WILMAR

**39-4996** Nitrile Gloves. (XL) Black / WILMAR

**K&L T-SHIRTS**

**40-8824** K&L Shirt Medium

**40-8834** K&L Shirt Large

**40-8837** K&L Shirt X-Large

**MIKUNI CARBURETOR & PARTS MANUAL**

Includes complete parts list, functions, maintenance, troubleshooting and selection of parts.

**35-4702** Mikuni Carburetor & Parts Manual

35-4702





**HAYNES REPAIR MANUALS** Detailed manuals based on complete teardown and rebuild. Sold Each.

APRILIA	YEAR
42-06075 (SBSC) Aprilia RSV 1000	98-03
ARCTIC CAT ATV	YEAR
42-06046 (SBHC) Suzuki LT, Kawasaki KFX400 & Artic Cat DVX400 ATV's	03-09
42-06121 ATV Basics Manual	
BMW	YEAR
42-06010 (SBSC) BMW 2-valve Twins, Superbike, 600 thru 1000cc	70-96
42-06040 (SBSC) BMW K100 & 75	83-96
42-06089 (SBSC) BMW F650 Singles	94-07
42-06096 (SBSC) BMW F800/F650 Twins	06-16
42-06050 (SBSC) BMW R850, R1100& R1150 Twins	93-06
42-06079 (SBSC) BMW R1200 Twins	04-09
42-06102 (SBSC) BMW R1200 dohc Twins	10-12
42-06114 (SBSC) BMW R1200 Liquid Cooled Twins	13-16
BSA	YEAR
42-06001 BSA Bantam, 125CC,150CC & 175CC	48-71
42-06005 BSA Unit Singles, 250, 350, 450 & 500cc	58'72
42-06012 BSA Pre-unit Singles, 350, 500 & 600cc	54-61
42-06002 BSA A7 & A10 Twins, 500CC & 650CC	47-62
42-06008 BSA A50 & A65 Twins, 500 & 650cc	61-73
DUCATI	YEAR
42-06017 Ducati MK11 & Desmo Singles	69-76
42-0613 600, 620, 750 & 900 (2-valve)	91-05
42-0254 748, 916 & 996 (4-valve) (Does not include 748R or 996R)	94-01
HARLEY-DAVIDSON	YEAR
42-0600 Sportster 883, 997, 1100 & 1200cc. (Does not include XR-1000)	70-10
42-0256 Shovelhead & Evo Big Twins	70-99
42-0374 Twin-Cam 88	99-10
HONDA ATV	YEAR
42-0603 ATC70, 90, 110, 185 & 200	71-82
42-0375 Rancher, Recon & TRX250EX	97-05
42-0722 TRX300 Shaft Drive	88-00
42-0612 TRX300EX & TRX400EX Fourtrax & Sportrax	93-06
42-0762 TRX400FW & TRX450 Foreman 400 & 450, Rubicon 500	95-07
42-06121 ATV Basics Manual	05-11

HONDA SINGLE	YEAR
42-06026 Honda MB5, 50cc	81-82
42-06038 Honda NE & NB50 Vision	85-95
42-0605 C50, C70 & C90 (Excludes CL50LA - Automatic)	67-03
42-0316 CR80R, CR80RB, CR125R	86-07
42-0730 CRF80F/CRF100F & XR80R/100	85-07
42-06027 Honda H100 & H100S Singles	80-92
42-06023 Honda CB/CD125T & CM125C Twins	77-88
42-06083 Honda CBR125R	04-10
42-06036 Honda MBX & MTX 125 & MTX 200	83-93
42-06112 (SBHC) Honda CBR125R, CBR250R & CRF250L/M	11-14
42-0376 CRF250/CRF450	02-06
42-0607 XL/XR80, 100, 125, 185 & 200	78-87
42-0316 CR250R/CR500R	86-07
42-0755 XR250L, XR250R, XR400R	86-03
42-06022 Honda XL/XR 250cc & 500cc	78-83
42-0752 XL600R & XR600R	83-07
HONDA TWINS	YEAR
42-06024 Honda CM 185, 200 & 250	77-83
42-06044 (SBSC) Honda CMX250 Rebel Twins (85-87 & 96-14) and Nighthawk Twins 250cc	91-08
42-06021 Honda CB250 & CB400N Super Dreams	78-84
42-0615 CX/GL 500 & 650 V-Twins	78-83
42-06048 (SBSC) Honda NTV600/650 Reverse	88-05
42-0655 VT600C/VT750C Shadow	88-09
42-06063 (SBSC) Honda XL600V/650V Transalp, XR750 Africa Twin	87-07
42-0614 VTR1000F Superhawk	97-08
HONDA FOURS	YEAR
42-06055 (SBSC) Honda CBR400RR	88-99
42-06052 (SBSC) Honda VFR400	89-98
42-06115 (SBSC) Honda CB500F/X & CBR500R	13-15
42-0617 CB400/550 Four Cylinder	73-77
42-06033 Honda CBX550 Fours	82-86
42-0624 CBR600F1 Hurricane	87-90
42-0611 CBR600F2/F3 Hurricane	91-96
42-0763 CBR600F4/F4i Hurricane	99-06
42-06062 (SBHC) Honda CB600F Hornet	98-06
42-06105 (SBSC) Honda CB600F Hornet (07-12), CBF600 (08-12) & CBR600F	11-12
42-06078 (SBSC) Honda CBR600RR	03-06
42-06092 (SBSC) Honda CBR600RR	07-12
42-0618 CB650	79-82
42-0619 CB750 SOHC	69-78
42-0620 VF700/750 Sabre/Magna	82-88
42-0717 VFR700/750F V45 Interceptor	86-97
42-06057 (SBSC) Honda VFR800 V-Fours	97-01

HONDA FOURS	YEAR
42-06074 (SBSC) Honda VFR800 VTEC	02-09
42-0621 CB750F/CB900F DOHC (Excludes CB900C - Custom)	79-84
42-0719 CBR900RR	92-99
42-06067 (SBSC) Honda CBR900RR	00-03
42-0624 CBR1000F Hurricane	87-96
42-0625 GL1000 Goldwing	75-79
42-0626 GL1100 Goldwing	80-81
42-0325 ST1100	90-02
42-0620 V65 Sabre & Magna	84-86
42-06061 (SBSC) Honda CBR1100XX Super Blackbird	97-07
42-06081 (SBSC) Honda CBR1000RR Fireblade	04-07
42-06109 (SBHC) Honda CBR1000RR Fireblade	08-13
42-0622 VT1100 Shadow	85-07
42-0627 ST1300/A	02-11
HONDA SIX CYLINDER	YEAR
42-0317 GL1200A/I	84-87
<i>DOES NOT INCLUDE SEI MODELS</i>	
42-0319 GL1500 Goldwing	88-00
42-3611 GL1800 Goldwing	01-10
KAWASAKI ATV	YEAR
42-0382 Bayou 220/300 & Prairie 300	86-11
42-06046 (SBHC) Suzuki LT, Kawasaki, KFX400 & Artic Cat DVX400 ATV's,	03-09
42-06121 ATV Basics Manual	
KAWASAKI SINGLES	YEAR
42-06034 Kawasaki AR50 & 80	81-82
42-06039 Kawasaki KE100	75-99
KAWASAKI TWINS	YEAR
42-0629 KZ400 & 440	74-81
42-0630 EN450 LTD & EN500 Vulcan	85-07
42-0632 EX500A & EX500D Ninja	87-08
42-06097 (SBHC) Kawasaki EX650 & ER650	06-16
42-0765 VN700/750 & 800 Vulcan	83-97
42-06101 (SBHC) Kawasaki Vulcan 1500/1600	87-08
KAWASAKI TRIPLES	YEAR
42-0383 250, 350, 400 2-stroke triples	72-79
KAWASAKI FOURS	YEAR
42-0634 KZ/ZX 550	80-85
42-0635 ZX600A/B/C/RX Ninja 600R	85-97
42-0720 ZX600D/E Ninja ZX-6	90-06
42-06054 (SBSC) Kawasaki ZX6 (Ninja ZX-6R)	95-02
42-06085 (SBSC) Kawasaki ZX-6R & ZX-6RR	03-06
42-06015 Kawasaki KZ650, 650cc	76-78
42-06049 (SBSC) Kawasaki ZR550 & ZR750 Fours	90-93
42-0637 KZ750 & ZX750GPz	80-85
42-0635 ZX750F Ninja 750R	87-90
42-0638 ZX750 Ninja ZX7 & ZX7-R	89-95
42-0628 ZX750P Ninja ZX7-R	94-00

KAWASAKI FOURS		YEAR
42-06090	(SBSC) Kawasaki Z750 & Z1000	03-08
42-0639	Z1 & KZ900 & 1000	73-77
42-0628	ZX900B/C/D/E Ninja ZX9-R	94-04
42-0640	ZX900, ZX1000 & ZX1100 Ninja	83-97
42-06103	(SBHC) Kawasaki ZX-10R	04-10
42-06118	Kawasaki Z1000SX/Versys	10-16

KTM		YEAR
42-06084	(SBSC) KTM EXC Enduro & SX Motocross	00-07

MOTO GUZZI		YEAR
42-06014	Moto Guzzi 750, 850 & 1000cc V-Twins	75-78

NORTON		YEAR
42-06003	Norton Commando	68-77
42-06009	Norton Twins, 500, 600, 650 & 46750cc	57-70

POLARIS ATV		YEAR
42-0707	All 250-500cc models	85-97
42-0530	250-500cc models	
42-06121	ATV Basics Manual (Does not include Xpedition, Predator, X2, diesel or 335cc gasoline models)	

SUZUKI ATV		YEAR
42-06046	(SBHC) Suzuki LT, Kawasaki KFX400 & Artic Cat DVX400 ATV's	
42-06121	ATV Basics Manual	

SUZUKI SINGLES		YEAR
42-06041	Suzuki TS50X	84-00
42-06025	Suzuki GP100 & 125 Singles	78-93
42-06032	Suzuki GS & DR125	82-05
42-06028	Suzuki TS Air-cooled Trail Bikes, 100, 125, 185 & 250cc	79-81
42-0656	DRZ400/E/S/SM (Offroad, Dual Sport and SuperMoto)	00-10

SUZUKI TWINS		YEAR
42-06019	Suzuki GT250X7, GT200X5 & SB200 Twins	78-83
42-0653	GS250 & GS450	79-85
42-0633	GS500E /F	89-08
42-06037	Suzuki GS550	83-86
42-1429	750 & 800cc Intruder, Marauder, and Volusia models	85-04
42-1462	SV650 & SV650S	99-08
42-06108	(SBHC) Suzuki DL650 V-Strom & SFV650 Gladius	04-13
42-06070	(SBSC) Suzuki TL1000S, TL1000R & DL1000 V-Strom	97-04

SUZUKI FOURS		YEAR
42-0671	GS550	76-82
42-06056	(SBSC) Suzuki GSX-R600 '97-00 & GSX-750	96-99
42-06066	(SBSC) Suzuki GSX600F, GSX750F & GSX750	98-02
42-0329	GSF600/GSF1200 Bandit	95-06
42-06094	(SBSC) Suzuki R600/750, (COMING SOON)	07-14
42-06065	(SBSC) Suzuki GSX-R600, 750 & 1000	00-03
42-06077	(SBSC) Suzuki GSX-R600, 750 & 1000	03-06
42-0671	GS750	76-79
42-0674	GS850 G/L	79-83
42-0675	GS1000	77-79
42-0676	GS1000, 1100 & 1150	79-88
42-06117	(SBSC) Suzuki GSX-R1000	09-'16

SUZUKI FOURS		YEAR
42-06072	(SBHC) Suzuki GSX1300R Hayabusa	99-04
42-06088	(SBHC) Suzuki GSX 1400	02-07

**TRIUMPH YEAR**

42-06016	Triumph Tiger Cub & Terrier, 150 & 200cc	52-68
42-06007	Triumph Unit Twins, 350 & 500cc	57-73
42-06011	Triumph Pre-unit Twins, 500 & 650cc	47-62
42-06098	(SBSC) Triumph Daytona & Speed Triple, 675cc	06-16
42-0726	650 & 750cc 2-valve Twins	63-83
42-06006	Triumph Trident & BSA Rocket 3, 750cc	69-75
42-0721	750/900 Triples & 1200 Fours	91-04
42-06110	(SBHC) Triumph Tiger 800/800XC	10-14
42-1493	Bonneville, America, Thruxton, Speedmaster, TT100	01-15
42-0641	Daytona, Speed Triple, Sprint, & Tiger	97-05
42-06093	(SBSC) Triumph 1050 Sprint St, Speed Triple, Tiger	05-'13

**YAMAHA ATV YEAR**

42-0677	YT, YFM, YTM & YTZ 60, 125, 175, 200, 225 & 250	80-85
42-0708	YFS200 Blaster	88-06
42-0723	YFM350 & YFM400 Big Bear/ER 348cc & 386cc	87-09
42-0647	YFM350X Warrior, YFZ350 Banshee, YFM 350R Raptor	87-10
42-06045	(SBSC) Yamaha YFZ450/ YFZ450R ATVs	04-15
42-1511	Kodiak & Grizzly ATVs 400, 600, and 660 cc	93-05
42-06047	(SBHC) Yamaha Raptor ATVs, 660 & 700cc	01-12
42-06121	ATV Basics Manual	

**YAMAHA SINGLES YEAR**

42-06020	Yamaha YB100 Singles	73-91
42-06035	Yamaha XT & SR125 Singles	82-03
42-06031	Yamaha RD & DT125LC	82-87
42-06013	Yamaha RS & RXS, '100 & 125cc	74-95
42-06018	Yamaha TY50, 80, 125 & 175	74-84
42-1440	YZ80/85/125/250 Two-stroke MX models	86-06
42-1451	YZ & WR Four-strokes	98-08
42-0761	Trail Bikes, 2 & 4-stroke PW, TT, RT, XT	81-00
	50, 80, 90, 100, 125, 180	2000
	225, 250, 350, & 500 cc	90-00
42-0686	XT, TT & SR500	75-81

**YAMAHA TWINS YEAR**

42-06000	Yamaha RD, YDS7 & YR5 250cc / 300cc	73-75
42-06029	Yamaha RD250 & 350 (350LC only)	80-82
42-0689	XS250, 360 & 400	75-84
42-0728	RD/RZ350 with YPVS	83-95
42-0693	RD400	75-79
42-06030	Yamaha XZ Vision V-Twin, 550cc	82-83
42-06086	(SBSC) Yamaha FZ6 Fazer	04-08
42-0698	TX650 & XS650	70-83
42-06073	(SBSC) Yamaha XVS650 & 1100 V-Star & Drag Star	97-11
42-06053	(SBSC) Yamaha TDM850, TRX850, XTZ750 Super Tenere	89-99
42-0699	XV535, 700, 750, 920, 1000, 1100, Virago V-Twins	87-99

YAMAHA TRIPLES		YEAR
42-0702	XS750 & 850	76-81

**YAMAHA FOURS YEAR**

42-06043	(SBSC) Yamaha Seca II (XJ600S), 600cc	92-03
42-0703	FZR600	89-96
42-06111	(SBSC) Yamaha XJ6 & FZ6R	09-15
42-0709	FJ, FZ, XJ & YX600 Radian	84-92
42-0650	YZF600R	96-03
42-06060	(SBSC) Yamaha YZF-R6	99-02
42-06080	(SBHC) Yamaha YZF-R6	03-05
42-06104	(SBHC) Yamaha YZF-R6	06-13
42-0703	FZR750	87-88
42-0710	XJ650 & XJ750 (EXCLUDES XJ650T - TURBO)	80-84
42-06058	(SBSC) Yamaha YZF750R, YZF750SP & YZF1000R	93-00
42-06059	(SBSC) Yamaha XJ900S Diversion	94-01
42-06116	(SBSC) Yamaha MT-09, FZ-09, Tracer, FJ-09 & XSR900	13-16
42-06076	(SBSC) Yamaha FZS1000 Fazer	01-05
42-0703	FZR1000	89-95
42-0734	YZF-R1	98-03
42-06082	(SBSC) Yamaha YZF-R1	04-06
42-0712	FJ1100, 1200 & FJ1200 (ABS)	84-93
42-06068	(SBSC) Yamaha VMX1200 V-Max	85-03
42-06107	(SBHC) Yamaha FJR1300	01-13

**SCOOTERS YEAR**

42-1454	50cc to 250cc Automatics, Honda, Kymco, Piaggio, Vespa, Yamaha	84-09
42-1543	Chinese Scooter Manual. Includes Taiwanese and Korean Manufactures.	08-14
42-06004	Vespa Scooters	59-78
42-2236	Vespa P/PX125, 150 & 200	78-14
42-06113	(SBSC) Kymco Scooters, 50-125cc	11-14
42-06051	Piaggio & Vespa Scooters	91-09
42-06064	Peugot Speed Flight Scooters	96-08
42-06069	Twist and Go Scooters, 50-250cc carburetor engines	
42-06071	Gilera Runner Scooters,	97-11
42-06087	Aprilia SR50, Rally, Sonic, Habana & Mojito Scooters	93-09
42-06106	(SBHC) Lambretta 125, 150, 200 Scooters (including Serveta & SIL),	58-00
42-06099	Vespa GTS125/250/300ie, GTV250/300ie, LX/LXV125 & 150ie & S125 & 150ie Scooters,	05-14
42-06100	(SBSC) Suzuki Burgman 250 & 400 Scooter	98-15
42-06122	Scooters, Automatic Transmission 50 to 250cc	

**CHINESE MOTORCYCLES YEAR**

42-06095	Chinese, Taiwanese & Korean 125cc Motorcycles,	03-15
----------	--	-------

**SMALL ENGINE YEAR**

42-06119	Small Engine Manual, 5 HP and less	
42-06120	Small Engine Manual, 5.5 HP through 20 HP	

EQUIPMENT & TOOLS

HARD PARTS

CARB & FUEL

IGNITION/ELECTRICAL

CONTROL

SUSPENSION

ACCESSORIES

MARINE




EQUIPMENT & TOOLS

## HAYNES SPECIALTY MOTORCYCLE MANUALS

### MOTORCYCLE BASICS MANUAL

An easy to understand description on how the major parts of motorcycles function, for those who wish to be better informed about their bike. Ten chapters cover all of the major components, from the engine to the wheels, tires and brakes.



**42-0713** Basics Manual

### MOTORCYCLE FUEL SYSTEMS MANUAL

This book covers all fuel systems from the basic operation of the carburetor and fuelling theory to the most sophisticated electronically controlled fuel injection in use today.

**42-0714** Motorcycle Fuel Systems Manual

### MOTORCYCLE ELECTRICAL MANUAL

No previous understanding of electrical theory is necessary. Uses easy-to-follow text and numerous line drawings to explain subjects from basic electrical principles to state-of-the-art systems.

**42-0715** Electrical Manual

### MOTORCYCLE WORKSHOP PRACTICE MANUAL

This title deals with all aspects of workshop practice. Examples of topics covered are: use of common and specialized tools, workshop layout, engine overhaul, repairing accident damage, dealing with engine seizure, removing damaged fasteners, frame coatings and welding.

**42-0716** Workshop Practice Manual

HARD PARTS

CARB & FUEL

IGNITION/ELECTRICAL

CONTROL

SUSPENSION

ACCESSORIES

MARINE



**36-9615**



**36-9616**



## CARGO BUCKLE SELF-RETRACTING TIE-DOWNS

Whether it's lost time on the job site, in the driveway or on vacation, securing gear with traditional tie-downs can be a fumbling, time-wasting exercise that often results in loads that are inadequately secured and even unsafe. The CargoBuckle® professional grade retractable ratchet tie-down system takes the hassle out of securing gear. Longer, heavier web enables you to tie down more equipment in more applications, just hook, ratchet, and go! Sold in pairs.

**36-3894** Cargo Buckle Retractable Tie-Downs 2" W x 72"L, 3,500 lbs Break Strength, Safe working load-1167 lbs. Sold in pairs

**35-3844** Mini G3 Cargo Buckles 1" W x 72"L, 1,400 lbs Break Strength.



**36-3894**



**35-3844**



## HEAVY DUTY TIE-DOWNS

1" wide by 6' long 2000 lb. rating. Sold in pairs. **Made in U.S.A.**

**36-6609** Black

**36-6611** Red



## TIE-DOWN EXTENSIONS

Extend your tie-down capabilities while protecting body panels and other surfaces from damage. 1" x 21" long, 2000 lb. strap strength. Sold in pairs. **Made in U.S.A.**

**36-6607** Black

**36-6608** Red



**36-6607**



**36-6608**

## STANDARD CARGO NETS

Standard cargo nets measure approximately 15" x 15" and includes six hooks made of durable vinyl-coated metal. Sold each.

**36-5128** Red

**36-3536** Black

**36-2828** Blue



## UNIVERSAL HELMET LOCK

Adjustable steel clamp allows helmet lock to be mounted just about anywhere. Fits wide range of frame sizes and shapes. High quality lock mechanism provides improved security for your helmet. Comes with 2 keys.



**40-8738** Chrome

**40-8736** Black


## COVERED STAINLESS STEEL CABLE

Easily secure your expensive helmet while parked! Convenience to put a helmet anyplace on a motorcycle. Using O.D. 4.6mm stainless steel wire, 500mm length. Covered clear plastic, both ends in a loop makes securing a helmet easy. **USE CAUTION NOT TO SCRATCH MOTORCYCLE, OR DROP HELMET WHILE USE ON THE GAS TANK. IT DOES NOT COMPLETELY PREVENT THEFT. DO NOT USE WHILE WEARING THE HELMET OR WHILE RIDING**



**40-8719** Covered Stainless Steel Cable





***MARINE***

**PTT TOOL KIT, ENGINE STANDS ETC.**

**MARINE**

EQUIPMENT & TOOLS

HARD PARTS

CARB & FUEL

IGNITION/ELECTRICAL

CONTROL

SUSPENSION

ACCESSORIES

MARINE

**POPULAR MARINE TOOLS**



**YB-06946  
FUEL PRESSURE  
GAUGE ADAPTER**



**YU-03153-M  
MARINE FUEL  
PRESSURE GAUGE KIT**



**YB-06845  
OIL FILTER  
CATCH PAN**



**YB-06175-1A  
TRIM WRENCH**



**YB-06442  
ENGINE LIFTING HOOK**



**YB-06202  
ENGINE LIFTING HOOK**



**YB-06175-2B  
PTT CYLINDER  
WRENCH**

**MARINE LOWER UNIT PUMP KIT**

- 8mm fits: Yamaha, Nissan, Tohatsu, small Honda's, and Mercury Japanese origin
- 3/8-16 fits: OMC, Mercruiser, Evinrude, Johnson, Volvo, Force, Honda 70hp and up, and Mercury US origin
- 24" flexible hose easily reaches difficult to access fill plugs
- Patented double threaded cap fits both the quart and gallon size lubricant
- Ideal for Adding Fluids To Small Engines

**35-8586** Marine Lower Unit Pump Kit

**REPLACEMENT ADAPTERS**

**35-8587** Lower Unit Adapter 3/8-16

**35-8588** Lower Unit Adapter 8MM



**35-8586**

**K&L PTT TOOL KIT**

The K&L PTT Cap Tool Kit will change the way you remove/install trim and tilt caps forever. Our unique patent pending design allows for torque to be applied down into the center of the cap. This prevents tool slippage and eliminates the possibility of damaging the tool, cap or engine.

This 11 piece kits works all Yamaha and many other marine engines. Additional adapters are continually being made.

**35-69100** PTT Tool Kit



**TILT CAP REMOVAL PROCESS:**



1. Place Two Piece Adapter On The Cap



2. Place Impact Wrench Into Socket & Remove Cap

**TRIM CAP REMOVAL PROCESS:**



1. Place Adapter Into The Trim Cap



2. Attach Impact Gun Into The Socket & Remove The Cap

## K&L V6/V8 MARINE ENGINE STAND

K&L's V6/V8 Marine Engine Stand is designed for today's 6 and 8 Cylinder Outboards. Our patent pending design features a 1000 pound capacity for the largest outboards. A corrosion resistant, pre-drilled zinc plated engine mounting board and large, easy rolling wheels make mounting and moving these motors safer, with a pin locked handle and included tool tray and outrigger attachment rounding out the package.

**37-8429** V6/V8 Outboard Marine Engine Stand



## K&L V4/V6 MARINE ENGINE STAND

In conjunction with Yamaha Marine Division, K&L Supply designed this engine stand as a higher quality and lower cost item than what is currently on the market. This stand works with most OEM V4/V6 Engines including Yamaha & Honda.

- Holds all V4/V6 and Trolling Engines from all major manufacturers
- Adjustable height for 20", 25" & 30" engines
- Weight Capacity: 700 lbs.
- Sturdy design prevents tipping
- Front swivel castors for easy movement
- 360 degree rotation
- New rounded handle for easier maneuvering
- Simplify your repairs and overhauls

**37-8449** V4/V6 Marine Engine Stand



## WATERCRAFT DOLLY

This cart is ideal for storage or transport, and features a Heavy - Duty galvanized frame with 4 rugged 300lb casters. Two 4 ft. carpeted bunks tilt and adjust to 10", 12", 16" or 20" in width, and support up to 1000 lbs to make moving your PWC easy. Cart comes complete with all hardware and assembly instructions.



### DIMENSIONS:

- Assembled size - 34"W x 48"L x 19"H.
- Weight - 51 pounds

**35-7854** Watercraft Dolly

## LOWER UNIT DOLLY

The New K&L Lower Unit Dolly is the ultimate tool for easily transporting lower units and single outdrives around a shop. K&L's patented proprietary design allows the dolly to be adjusted to fit every lower unit, single outdrive and small cc trolling motor on the market. The Lower Unit Dolly also features rubber protectors to prevent marring and locking casters to ensure safety and stability.

**35-69002** Lower Unit Dolly



## OIL FILLER CAP TOOL

Oil Filler Cap Installer/ Remover Tool was designed to easily remove and install the oil cap on Yamaha outboard motors without damaging the cap.

**35-69000** Oil Filler Cap Tool (Sold Each)



## DRAIN PLUG SCREW TOOL

Oil Drain Screw Tool was designed to remove and install the oil drain plug screw for all outboard motors without damaging the screw or surrounding area.

**35-69001** Drain Plug Screw Tool (Sold Each)



# POLICIES & PROCEDURES cont.

---



## **RETURN POLICY:**

**To return an item:** Call your Sales Representative or contact K&L Customer Service prior to sending product to obtain a Return Authorization Number. Be sure to write the Return Authorization Number on the outside of the box before shipping to K&L. All return shipments must be properly packaged - items damaged during return shipment cannot be credited. All return shipments must be freight prepaid - return shipments sent freight collect will be refused. If all qualifications are met, the item will be credited or replaced at the customer's choice.

**The qualifications are:** must be invoiced 30 days or less from date of return authorization, must be in restockable/resaleable condition; free from all permanent markings of any type (pen, price stickers, labels, etc.); must be returned complete with original part packaging; must include a copy of the invoice; must arrive with authorization number visible on outside of shipping container; all shortages must be reported within 48 hours of delivery; returns or errors not determined to be K&L's fault are subject to a 20% restocking charge, plus all freight, shipping and C.O.D. fees. All replacements will be sent free freight at the service level of original order unless customer pays difference for quicker delivery. All refused packages are subject to a 20% restocking charge, plus all freight, shipping and C.O.D. fees. *No returns on special order, closeout or discontinued items.*

## **ELECTRICAL PRODUCTS RETURN POLICY:**

Electrical products are sold with the Manufacturers Warranty forwarded to the buyer. K&L Supply Co., Inc. makes no warranty expressed or implied as to the quality of materials, workmanship, merchantability, or fitness for a particular purpose. The manufacturer shall be solely responsible for any damage to persons or property arising from faulty design, materials or workmanship of its products. K&L Supply Co., Inc. accepts no liability for such damages and shall not be held liable for direct, indirect, or consequential damages. Electrical part returns are accepted for the purpose of warranty consideration only. Parts testing good will be returned F.O.B. to the shipper. *No returns on electrical parts will be accepted unless AUTHORIZED in advance by R&D.*

## **SHIPMENT DISCREPANCIES:**

All shortages and shipping errors must be reported within 48 hours of delivery. Call or fax our Sales Department. We will assist you in correcting the problem. Cartons, boxes, packaging, etc. should be kept in case inspection is required.

## **DAMAGE UPS SHIPMENTS:**

- All shipments must be inspected upon delivery for visible signs of damage or possible damage. Have the delivery person make a note of the damage before you sign for it.
- All cartons, boxes, packaging, etc. MUST be kept for inspection by UPS. No damaged parts will be accepted for return unless UPS and K&L are notified within 48 hours.
- You must file a Damage Report with UPS.

## **DAMAGED TRUCK SHIPMENTS:**

- All shipments must be inspected upon delivery for visible signs of damage or possible damage. Check for missing packages before signing. Have Driver make a note of damage on delivery paperwork before leaving.
- All cartons, boxes, packaging, etc. MUST be kept for inspection by Truck Line Inspectors. No damaged parts will be accepted for return unless Truck Line and K&L are notified within 48 hours.
- Upon delivery, all damage or possible damage must be noted on the bill of lading.

## **CATALOG CONTENTS:**

To the best of our knowledge, the contents of the K&L catalogs and price lists are correct. We assume no liability for any errors in regards to listings, specifications, and part numbers, pricing or model application listings. We reserve the right to change specifications, product descriptions, quality and pricing and model applications at any time without further obligation.

## **BRAND NAMES:**

The names "BMW", "Buell®", "Harley-Davidson®", "Honda", "Kawasaki", "Polaris", "Suzuki", "Yamaha" etc. and trademarks are the property of their respective companies and are used as a reference only. Some part numbers and descriptions used or mentioned are also used for reference only. K&L Supply Co., Inc. is in no way implying that the products we sell are manufactured by the above-mentioned Original Equipment Manufacturers or with permission of the said companies.