



VOLUME 53

**LEADING THE POWERSPORTS INDUSTRY IN
SHOP EQUIPMENT, TOOLS AND HARD PARTS**

SINCE 1968

THE STORY OF K&L SUPPLY

HUMBLE BEGINNINGS FROM 1968

It all began when Joseph Lee, K&L's CEO and founder, was given his first bike, an old Zundapp, when he was a child in South Korea. That gift from a visiting missionary sparked a life-long passion. Years later while living in CA, Mr. Lee saw the growing popularity of motorcycles and in 1968, opened K&L Supply Co. in Santa Clara, CA.

It started as a local repair shop and soon expanded to a national wholesaler of parts and tools. In the late 80's and throughout the 90's, K&L expanded into shop equipment, selling tire changers, wheel balancers, lifts and more. K&L also began manufacturing its own equipment.

K&L SUPPLY TODAY

Fast forward to 2020 and K&L Supply is a leading manufacturer and supplier of premium shop equipment, parts and tools throughout the world. Mr. Lee is still at the helm as is K&L's ever-present focus on innovation. New products are continually being developed and manufactured at K&L's 55K sq. ft. facility in S. Korea. K&L is passionate in providing excellent service and premium products at prices dealers can afford.

This passion has grown K&L's customer base to over 20K customers worldwide, something K&L is very proud of. Among its customers are major industry distributors as well as OEM's like Yamaha, for which K&L is the exclusive OE tool manufacturer and supplier to dealers. K&L's product quality and customer service set the company apart from its competition. K&L stands behind everything they make and they take care of people directly and right away — if there's a problem with a product, K&L Supply will fix it or replace it.



LOOKING TO THE FUTURE

K&L's plan is clear: growth, in all forms. The company recently expanded to a new 100K sq. ft. facility in San Jose, CA featuring a larger warehouse and a new assembly line. Distribution centers were recently opened in PA and GA, with an additional central US location coming next year. Additionally, K&L just launched a new website with a new dealer portal.

Customers will be able to log in, check real time inventory and place orders online. Simultaneously, K&L will continue its tradition of innovation by expanding its leading line of equipment for powersports and automotive shops while simultaneously increasing their product line with applications for all major OEM's. The mission is very simple: continue to be the supplier of equipment, tools and hard parts for the powersports industry.

On behalf of the entire K&L Family, thank you for your continued support over the past 50 years! We look forward to providing you stellar service and premium parts, tools and equipment for many years to come.

K&L'S 50TH ANNIVERSARY GOLD LINE OF EQUIPMENT



K&L SUPPLY USA



K&L SUPPLY KOREA

K&L'S PROUD HISTORY OF SUPPORTING MOTORSPORTS

Mr. Lee & K&L Supply are proud to have supported historic races at Laguna Seca, the Daytona 200, and multiple Lake Elsinore Grand Prix's. We salute the heroes of the sport whom we've worked with through the years and look forward to supporting the heroes of the future! Contact us for race team specials.

LAKE ELSINORE GRAND PRIX - SPONSORED & REVIVED THIS HISTORICAL EVENT



STEVE MCQUEEN
LAKE ELSINORE GRAND PRIX
1967



MALCOM SMITH
LAKE ELSINORE GRAND PRIX
1970



MR. LEE & MALCOM SMITH
LAKE ELSINORE GRAND PRIX
2012




K&L SPONSORS THE LEGP

FLAT TRACK SPONSORSHIPS



STEVE ECKLAND



GRAHAM RICKY
WITH K&L TIRE BALANCER

LAGUNA SECA RACES



MR. LEE, KENNY ROBERTS & KATO AKIHISA
LAGUNA SECA RACES



LAGUNA SECA RACES
K&L SPONSORSHIPS

TABLE OF CONTENTS

SERVICE SECTION 1: LIFTS / STANDS	1
SERVICE SECTION 2: TIRE CHANGERS / BALANCERS	17
SERVICE SECTION 3: SHOP EQUIPMENT / TOOLS / SUPPLIES	39
SERVICE SECTION 4: ELECTRICAL EQUIPMENT	91

HARLEY DAVIDSON® SPECIALTY TOOLS	105
--	-----

HARD PARTS	109
----------------------	-----

CARBURETOR / FUEL	177
-----------------------------	-----

IGNITION / ELECTRICAL	235
---------------------------------	-----

CONTROL	269
-------------------	-----

SUSPENSION	323
----------------------	-----

ACCESSORIES	341
-----------------------	-----

MARINE	361
------------------	-----

AUTOMOTIVE	371
----------------------	-----

A					
ACCELERATOR PUMP REBUILD KIT	226				
ACCEL SUPER COILS	240				
ACCU-GAUGE DELUXE PRECISION TIRE	36				
ADAPTER PLATES & NUTS	182				
ADJUSTABLE FORK SEAL DRIVER	45, 339				
ADJUSTABLE HOLDING TOOL	89, 154				
ADJUSTABLE HOSE PINCHERS	65				
ADJUSTABLE LINK HOLDER TOOL	53				
AIR COMPRESSOR MANIFOLD	42				
AIR COMPRESSOR OUTLET	42				
AIR CUT-OFF VALVE SETS	222-224				
AIR FILTER CLEANER AND DEGREASER	178				
AIR FILTER RECHARGER KIT	178, 354				
AIR FILTERS	178-179				
AIR GAUGES	36				
AIR LIFT	3-4				
AIR LINE	42-43				
AIR LINE FILTER	43				
AIR TANK	43				
AIR TEMP SENSOR	264				
ALDEN DRILL-OUT POWER EXTRACTORS	67, 140				
ALIGNMENT LIFT	372, 373				
ALLEN BOLTS	348				
ALLEN WRENCHES	87				
ALTERNATOR BRUSHES	253				
ALTERNATOR COVER GASKETS	137				
ALTERNATOR/DYNO/GENERATOR COVER GASKETS	137				
ALTERNATOR ROTORS	248				
ALUMINUM SPACERS	347				
ALUMINUM TIRE VALVE STEMS	35				
ALUMINUM VISE INSERT	46				
ANALOG METER	255				
APRON	27, 356				
ARMOR RIM TAPE	37				
ASSEMBLY LUBE	355				
ATV BALL-JOINT SOCKET	40				
ATV BRAKE DRUM SEAL KIT	314				
ATV STEERING SHAFT BUSHING KIT	270				
ATV WHEEL CYLINDER KITS	314				
AUTOMATIC HOSE REEL	43				
AUTOMOTIVE LIFT	372				
AUXILIARY GAS TANKS	63				
AXLE REMOVER TOOL	34				
B					
BALANCE HANGER	363				
BALANCER PAD KIT	29				
BALANCERS	29-31				
BALANCER SLEEVE KIT	29				
BALL-END ALLEN SET	87				
BALL FOOT CHUCK	27, 36, 43				
BALL JOINT SOCKET	40				
BANDS & CABLE STRAPS	343				
BANJO BOLTS	300-301				
BANSHEE/BLASTER IDLE KIT	225				
BATES STYLE 5-3/4" HEADLAMP	266				
BATTERY CABLES	100				
BATTERY CHARGERS	96				
BATTERY FILLER	100				
BATTERY TENDER BATTERY CHARGERS	96				
BEADPRO TIRE BEAD BREAKER	32				
BEARING HOUSING PULLER	367				
BEARING PACKER KITS	49, 80				
BEARING RACE & SEAL DRIVER	40, 49, 81, 135, 367				
BEARING REMOVAL & INSTALLATION TOOLS	80				
BEARING SPLITTER PLATES	368				
BLACK NITRILE GLOVES	27				
BLEEDER BOLT RUBBER CAPS	142				
BLIND HOLE BEARING PULLER & BRIDGE TYPE	80				
BLOW GUN TIPS	43				
BMW/HONDA 5-LUG	30				
BOLT CAPS	343				
BOLT KIT	345				
BOLT REMOVAL TOOL FOR KTM	51				
BOLTS	345				
BORE GAUGE SET	79, 370				
BORING	68-69, 79, 370				
BOXES	342				
BPF FORK HOLDING TOOL	47				
BRAKE BLEEDER	87, 291-292				
BRAKE CALIPER KITS	292				
BRAKE CALIPER PISTONS	292-298				
BRAKE CALIPER PISTON TOOL	292				
BRAKE CALIPER REBUILD KITS	292-299				
BRAKE DRUM SEAL KIT	314				
BRAKE LIGHT SWITCHES	262				
BRAKE LINES & FITTINGS	300, 301				
BRAKE PADS	302-314				
BREAKER POINTS	253-257				
BRIDGE HAND HELD GAS ANALYZERS	60				
BRUSHES	253				
BRUSH SET WITH HANDLE	357				
BULBS	267				
BUSHING DRIVER	80				
C					
CABLE ADJUSTERS	315				
CABLE LUBER	52				
CABLES, BATTERY	100				
CABLE STRAPS	343				
CALIPER	79				
CAM BELT LOCKING TOOLS	58				
CAM CHAINS	130-134				
CAM CHAIN TENSIONER TOOL	76, 135				
CAM/CRANK SPROCKET LOCK TOOL	106				
CAM END RUBBER PLUGS	118				
CAMSHAFT ALIGNMENT TOOL	58				
CANYON DANCER	360				
CARB O-RINGS	194				
CARB CLEANER WIRE SET	65, 191				
CARB DRAIN SCREWS	220				
CARB HOLDER RUBBER PLUGS	233				
CARB JET CLEANER	65				
CARB LINKAGE COTTER PINS	221, 350				
CARB PASSAGE PLUG KIT	194				
CARB POP-OFF PRESSURE PUMP	65				
CARB REPAIR KITS	197-200, 369				
CARB SERVICE STAND	55, 64, 192				
CARB SERVICE TOOLS	64, 65				
CARB SHOP KIT	206				
CARB SHOP REPAIR ASSORTMENT KIT	206				
CARB SLIDE DIAPHRAGMS	193				
CARB SYNC ADAPTERS	64				
CARB SYNC GAUGE SETS	66				
CARBURATOR ADJUSTMENT TOLLS	64				
CARBURATOR TOP COVER GASKETS	221				
CARBURETOR CHOKE REPAIR KITS	226				
CARBURETOR FLOAT BOWL SCREWS	205, 348				
CARBURETOR SYNCHRONIZERS	66				
CARGO BUCKLE SELF-RETRACTING TIE-DOWNS	360				
CARGO NETS	360				
CDI BOXES	240				
CDI TYPE CONDENSERS	255				
CENTER JACK	12				
CENTER JACK ADAPTERS	12				
CENTER PUNCH	81				
C-FRAME CREEPER SEAT	56				
CH1300 HONING TANK	68				
CHAIN PRESS	53				
CHAIN TOOLS	53				
CHARGER-MAINTAINER, 4-STEP 12V 0.6 BATTERY	99				
CHARGERS, BATTERY	97-99				
CHARGER-TESTER-MAINTAINER	99				
CHEETAH CH-5	26				
CHOKE KITS	226				
CIRCLIP PLIER	76, 292				
CIRCLIP REMOVAL TOOL	107				
CIRCLIPS	344				
CLAMPING TOOL	351				
CLAMP ON FILTERS	180				
CLAW BEAD ASSIST	27				
CLEANING BRUSH SET	357				
CLOVER LAPPING COMPOUND	365				
CLOVER VALVE LAPPING COMPOUND KIT	71				
CLUTCH	88				
CLUTCH COVER GASKETS	143				
CLUTCH FIBER KITS	144				
CLUTCH HOLDING TOOL LOCKING VISE TYPE	89, 142				
CLUTCH HUB LOCK NUT DRIVER	50				
CLUTCH PLATES	147-153				
CLUTCH & PRIMARY TOOL	142				
CLUTCH PUSH ROD LEVER BEARING & SEAL SET	154-155				
CLUTCH SLAVE CYLINDER REPAIR KITS	141-142				
CLUTCH SPRING COMPRESSOR	107				
CLUTCH SPRING SETS	144-146				
COATS 220 REPLACEMENT PARTS	25				
COATS 775 WHEEL BALANCER	30				
COATS OPTIONAL AND REPL. PARTS	22				
COATS TIRE MACHINES	25				
COIL CAP CONNECTOR REPAIR KIT	240				
COILS	239				
COMPACT BRAKE RESERVOIR	278				
COMPACT FUSE HOLDER	100				
COMPARTMENT BOXES	342				
COMPRESSION GAUGE SET	367				
COMPRESSION TESTERS	78				
COMPRESSION TEST KIT	78				
COMPRESSOR LINE	42				
CONDENSERS	254-255				
CONNECTORS, ELECTRICAL	101-104				
CONTACT BREAKER POINTS	253-254				
COOLANT RECOVERY TANK	174				
COOLING SYSTEM TESTER	52				
COPPER HAMMERS	80				
COTTER PINS	350				
COUPLERS	103				
COVERED STAINLESS STEEL CABLE	360				
CRANK BEARING/GEAR PULLER SET	55				
CRANKCASE PRESSURE TESTER	89, 136				
CRANKCASE SEPARATOR CENTER POINT	82				
CRANKCASE SEPARATOR TOOL	82				
CRANKCASE SPLITTING TOOL	82				
CRANKSHAFT ADAPTER SET	82				
CRANKSHAFT ASSEMBLY FIXTURE	55, 83				
CRANKSHAFT DISASSEMBLY TOOL	55, 83				
CRANKSHAFT HOLDER	59, 367				
CRANKSHAFT INSTALLING JIG TOOL	82				
CRANKSHAFT OIL SEALS	136				
CRANKSHAFT RATCHETING WRENCH	108				
CRANKSHAFT TOOLS	82				
CRANKSHAFT TURNING TOOL	73, 78				
CRANK STYLE WHEEL VISE	7				
CRIMPER, OPEN BARREL TYPE	102				
CRIMPER TOOLS	102				
CUSH DRIVE RUBBERS	315				

CV-2 SYNTHETIC GREASE.....	355
CYCLE DOCK.....	13
CYLINDER BORE GAUGE SET.....	79, 370
CYLINDER/CYLINDER HEAD NUTS.....	347
CYLINDER FLEX-HONE.....	69, 367
CYLINDER HEAD COVER BOLT WASHERS.....	119
CYLINDER HEAD NUT WRENCH.....	74
CYLINDER HEAD REPAIR EQUIPMENT.....	71
CYLINDER HEAD STANDS.....	71, 365
CYLINDER HONES.....	69
CYLINDER HONE SET REPLACEMENT PARTS.....	69
CYLINDER STUD INSTALL DRIVERS.....	74
CYLINDER TORQUE PLATES.....	106

D

DAYTONA DIGITAL TACHOMETER.....	253
DEBURRING TOOL.....	67
DELUXE SHOP APRON.....	27, 356
DELUXE SUSPENSION BEARING SERVICE TOOL.....	80
DIAGNOSTIC TOOLS.....	92, 94, 268
DIAL INDICATOR GAUGE & MAGNETIC BASE STAND.....	79
DIAL INDICATOR GAUGE W/ MAGNETIC BASE.....	368
DIESEL COMPRESSION TESTER.....	78
DIGITAL BORE GAUGE SET.....	79, 370
DIGITAL CALIPER.....	79
DIGITAL TIRE PRESSURE GAUGE.....	36
DIRT BIKE LIFT.....	14
DIRT BIKE STAND.....	14, 15
DOMINATOR 880 TIRE MACHINE.....	375
DOMINATOR 900 TIRE MACHINE.....	375
DOMINATOR JACK.....	376
DOMINATOR UTV SCISSOR LIFT.....	376
DOT TURN SIGNALS.....	265
DRAIN PAN.....	174
DRAIN PANS.....	356
DRAIN PLUG BOLTS.....	175
DRAIN PLUG SCREW TOOL.....	370
DRAIN PLUG WASHER ASSORTMENT.....	142
DRAIN SCREWS.....	220
DRIVER SET.....	84
DRIVESHAFT HOLDER.....	366-367
DRIVESHAFT HOLDER PINION.....	366-367
DRIVESHAFT HOLDER PINION NUT TORQUE TOOL.....	366
DRIVESHAFT RING NUT WRENCH.....	366
DRUM FUNNEL.....	57, 172
DUAL DISC BRAKE VACUUM BLEEDER.....	52
DUAL DISC VACUUM BRAKE BLEEDER.....	292
DUCATI ALTERNATOR COVER REMOVER.....	59
DUCATI DUAL CHAIN WRENCH.....	58
DUCATI ENGINE ROTATING TOOL.....	59
DUCATI FRONT AXLE ALIGNMENT TOOL.....	59
DUCATI REAR WHEEL NUT TOOLS.....	59
DUCATI SPECIALTY TOOLS.....	58-59
DUCATI STEERING STEM SOCKET.....	59
DYNAMO FLASHLIGHT.....	75
DYNO COVER GASKETS.....	137
DZUS STYLE FASTENERS.....	345

E

EBC DOT BRAKE FLUID.....	142, 291
ECONOMY CARBURETOR REPAIR KITS.....	195
ELECTRICAL CONNECTORS.....	101-104
ELECTRICAL CONNECTOR PIN REMOVAL TOOLS.....	104
ELECTRICAL DIAGNOSTIC TOOLS.....	95
ELECTRICAL TERMINAL KITS.....	101-102
ELECTROSPORT REGULATOR / RECTIFIERS.....	242
EMGO AIR FILTERS.....	179
EMGO CLASSIC SHOCKS.....	324-325

EMGO & FRAM OIL FILTERS.....	156-161
EMGO HEADLIGHT UNITS.....	266
EMGO OIL FILTERS.....	155
EMGO REPLICA BRAKE MASTER CYLINDER ASSY.....	278
EMGO "VIPER" UNIVERSAL SPORT FAIRING.....	353
ENGINE BEARINGS.....	136
ENGINE GASKET SETS.....	110
ENGINE LIFTING EYE.....	362
ENGINE LIFTING HOOK.....	362
ENGINE LIFTING SLING.....	362
ENGINE OIL SEAL KITS.....	136
ENGINE POINT COVER GASKETS.....	138
ENGINE VALVES.....	122-128
ERGO SPOKE WRENCHES.....	32
ESI INFRARED THERMOMETER.....	41
EXCEL ADJUSTABLE SPOKE TORQUE WRENCH.....	32, 40
EXHAUST GAS ANALYZERS.....	60
EXHAUST GAS COLLECTORS.....	63, 154
EXHAUST GASKETS AND HARDWARE.....	111
EXHAUST MUFFLER CONNECTING GASKETS.....	111
EXHAUST PIPE GASKETS.....	113-115
EXHAUST SEALS.....	111
EYE OUTLET TERMINALS.....	100
EZ CLAMP MOTORCYCLE CLAMPING ADAPTER.....	24
EZE BRAKE BLEEDER.....	52

F

FAIRING & BODY HARDWARE.....	345
FAN SWITCHES.....	264
FASTENER KITS.....	342
FASTENERS.....	342-343
FAT JACK.....	11
FAT JACK DOLLY.....	11
FCR CARB TOOL.....	65
FCR ECONOMY CARB REBUILD KIT.....	195
FCR MIDDLE BODY O-RING KIT.....	194
FEELER GAUGE-METRIC.....	365
FEELER GAUGES.....	73, 78
FENDER WASHERS.....	347
FILTER/REGULATOR W/ GAUGE.....	42
FILTERS.....	180
FIXED AUXILIARY GAS & FAN CADDY.....	10
FLAG GRABBER.....	352
FLASHER RELAYS.....	260
FLAT WASHERS.....	347
FLEX-HONE FOR ROTORS.....	51
FLEXIBLE MAGNETIC PICKUP TOOL.....	71, 154
FLEX-SHAFT MOTOR ONLY.....	67
FLOAT BOWL GASKETS.....	207-217
FLOAT BOWL O-RINGS.....	207
FLOAT LEVEL GAUGE.....	64, 206
FLOAT NEEDLE KITS.....	205
FLOAT NEEDLES.....	203
FLOAT NEEDLES/VALVES.....	208-217
FLOATS WITH PIN.....	201
FLOAT VALVE ASSEMBLIES.....	204-217
FLOAT VALVE FILTER SCREENS.....	187
FLUID EVACUATOR.....	56
FLUSH MOUNT MARKER LIGHTS.....	265
FLYWHEEL ASSEMBLY FIXTURE.....	107
FLYWHEEL PULLER.....	84
FLYWHEEL & ROTOR PULLERS.....	84, 85, 86
FOAM AIR FILTERS.....	180
FOOTPEGS.....	320
FOREDOM FLEX-SHAFT.....	67
FORK ALIGNMENT TOOL.....	51
FORK BOOTS.....	339
FORK CAP NUT SOCKET.....	106

FORK CAP TOOL.....	46
FORK CAP WRENCHES.....	47
FORK DAMPER ROD BLEED TOOL SET.....	47, 338
FORK DAMPER ROD TOOLS.....	47
FORK DUST BOOTS.....	339
FORK OIL LEVEL GAUGE.....	45, 338
FORK SEAL BULLETS.....	45, 338
FORK SEAL DRIVERS.....	45, 107
FORK SEALS.....	329
FORK SEALS & FORK SEAL WIPER KITS.....	330-338
FORK & SHOCK PUMP.....	327
FORK SPRING COMPRESSOR TOOL.....	46, 340
FORK TUBE REBUILD KITS.....	326-327
FOUR IN ONE HEX AXLE TOOL (ALUMINUM).....	50
FOUR IN ONE HEX AXLE TOOL (STEEL).....	50
FRAME SERVICE TOOLS.....	50
FREE-FLO GAS CAP VENT HOSE.....	232
FREE-FLO "NO SLOP" GAS CAP VENT HOSE.....	233
FRONT END STANDS.....	14-15
FRONT FORK CAP SOCKET.....	46
FRONT & REAR AXLE NUT WRENCH.....	59
FUEL BOTTLES.....	63
FUEL COUPLERS.....	233
FUEL CUT RELAYS.....	227
FUEL FILTERS.....	188
FUEL INJECTION CLEANER.....	62
FUEL LEVEL GAUGE.....	65
FUEL LINE KIT.....	233
FUEL LINES.....	230-234
FUEL MIXTURE SCREWS.....	204, 218-219
FUEL PETCOCK REPAIR KITS.....	183-187
FUEL PETCOCKS.....	181-182
FUEL PETCOCK TAP MOUNT O-RINGS.....	187
FUEL PRESSURE GAUGE SETS & ADAPTERS.....	61
FUEL PRIMERS BULB ASSEMBLIES.....	370
FUEL PUMP POINT SWITCH KIT, UNIVERSAL.....	260
FUEL PUMP RELAY.....	260
FUEL PUMPS.....	227, 260
FUEL SYSTEM CLEANER.....	354
FUEL & VACUUM HOSE CLIP KIT.....	233
FUEL / VACUUM LINES.....	233
FUEL VALVES.....	182
FUNNELS.....	174, 356
FUSE BUDDY.....	95
FUSES.....	267
FUSE HOLDER.....	100

G

GAITHER BEAD BAZOOKA.....	25
GAS ANALYZER.....	60
GAS CADDY.....	56
GAS CAPS.....	350
GAS & FAN CADDY.....	10
GASKET HOLE PUNCH SET.....	76, 119
GASKETS.....	207-217
GASKET SCRAPER.....	110
GASKET SEALANT.....	137
GASKETS HOLE PUNCH SET.....	119
GAUGES.....	253
GAUGE SETS.....	79, 370
GEARJAMMER.....	75
GEAR OIL.....	173
GENERATOR TEST SETS.....	93
GEODYNA 7100 WHEEL BALANCER.....	30
GL1500 WRENCH.....	173
GLAND NUT WRENCH.....	366
GLOVES.....	27, 357

GOODRIDGE	300
GRADUATED CYLINDERS.....	174, 356
GREASE	327, 355
GRIPS	316
GRUNGE BRUSH.....	53, 357

H

H4 CONNECTOR LEAD	267
HAMMERS.....	80
HANDLEBAR AND SUBFRAME STRAIGHTENER	50
HANDLEBARS.....	319
HARDWARE ASSORTMENT KITS.....	344
HARDWARE ASSORTMENTS.....	344
HARLEY DAVIDSON CARB PARTS.....	196, 230
HARLEY DAVIDSON SHOP TOOLS.....	106, -108
HARNESS.....	360
HAYNES MOTORCYCLE REPAIR MANUALS	358
H-D 40MM VACUUM PISTON.....	193
H-D ACCELERATOR PUMP KIT	226, 231
H-D FLOAT ASSEMBLY	231
H-D FUEL INLET.....	231
H-D JET ASSORTMENTS.....	230
H-D TRIKE ADAPTER SET.....	11
H-D WHEEL WEIGHTS.....	33
HEAD BOLTS.....	348
HEAD GASKETS.....	118
HEADLIGHT BRACKETS.....	266
HEADLIGHT BULBS	267
HEADLIGHT RIM/ RETAINER.....	266
HEADLIGHT UNITS.....	266
HEAVY DUTY AUTOMATIC.....	81
HEAVY DUTY BEARING PULLER 2 JAW	368
HEAVY DUTY LIGHT BRACKET.....	266
HEAVY DUTY TIE-DOWNS.....	360
HEAVY DUTY TIRE INFLATOR.....	36
HEIM JOINT TOOL.....	50
HEX HEAD BOLTS.....	348
HIGH CURRENT PROBE.....	93
HIGH PRESSURE SCHRADER VALVE CORES.....	41
HIGH PRESSURE SCHRADER VALVE EXTENSION	41
HITCH PINS	350
HOFMANN MONTY 1675.....	377
HOFMANN MONTY 3550.....	377
HOFMANN TIRE MACHINES.....	23, 24
HOLDING TOOLS.....	88-89
HOLE GAUGE SET.....	79
HONDA ALTERNATOR ROTOR	248
HONDA ATC / MX SHOCK SPANNER WRENCH.....	48, 340
HONDA ATV PULSER COIL.....	240
HONDA FUEL CUT RELAY	227
HONDA SHOP FLOAT NEEDLE KIT.....	205
HONDA SUB-CHAMBER GASKETS	193
HONDA TAPPET COVERS.....	116
HONES	51, 69, 72
HONING TANK.....	68
HOOK TYPE ADJUSTING TOOL.....	59
HORNS	267
HOSE CLAMP PLIERS	351
HOSE CLAMPS.....	233-234
HOSE PINCHERS.....	65
HOSE REMOVAL PLIERS.....	65
HOSE REMOVER PLIERS.....	233
HOUR TACHOMETER.....	253
HT100 HOT TANK	68
HYDRAULIC LIFT.....	5
HYDRAULIC PRESS.....	55, 83

I

IGNITION COILS	236-238
IGNITIONMATE & IGNITIONMATE DUO.....	94
IGNITION POINT FILE	67
IGNITION SWITCHES.....	258, 259
IMAGING WHEEL ALIGNER	373-374
IMPACT DRIVER.....	81, 140
INFRARED INDUSTRIES FOUR GAS EGA SYSTEM	60
INFRARED THERMOMETER.....	41
INTAKE CARB FLANGES.....	189-191
INTAKE CHAMBER O-RINGS	192
INTAKE MANIFOLD O-RINGS.....	192
INTAKE MANIFOLD WRENCH.....	108
IN-TANK FUEL PUMP SUB ASSEMBLY	227, 260
INTERNAL CIRCLIP PLIERS.....	76, 292
ISO CAP NUTS.....	347

J

JACK REPAIR KIT.....	12
JET ASSORTMENTS	230
JET BLOCK O-RING	192
JET DRIVER.....	64, 107
JETS	229
J.I.S. IMPACT DRIVER SET.....	81
JUMBO CHAIN TOOL.....	53

K

KAWASAKI INSTRUMENT COVERS.....	266
KAWASAKI/SUZUKI SHOP FLOAT NEEDLE KIT.....	205
KEIHIN CARBURETOR JETS.....	229
KEIHIN CARBURETOR O-RING SHOP KIT	194, 206
KEIHIN OE TYPE SLOW JET.....	229
KEIHIN SHOP FLOAT NEEDLE KIT.....	205
KEIHIN "U-RING" SHOP KIT	194
KEYSTER PRESSFIT JETS.....	229
KIBBLEWHITE.....	128
KICK STARTERS.....	318
KILL/ENGINE STOP SWITCH.....	261
KILL SWITCHES.....	262
KM2600 MOTOCROSS BIKE KIT	70
KM 2650 BASIC JAPANESE.....	70
K&N AIR FILTER CLEANER & DEGREASER	178
K&N AIR FILTER OIL	178
K&N CUSTOM CLAMP ON FILTER SETS	178
K&N OIL FILTERS	162-172
KREEM FUEL TANK PRODUCTS.....	355
KTM FORK CAP WRENCH	47
KTM HEIM JOINT TOOL.....	50
KWIK-LOADER VALVE KEEPER TOOL SET.....	72
KWIKLOADER VALVE KEEPER TOOL SET	122

L

LAPPING TOOLS & COMPOUNDS.....	72, 107, 121
LARGE BORE CYLINDER HONE SET.....	69
LATCH TYPE RIVETS	343
LAUNCH MODE BUTTON	261
LEAD SUBSTITUTE.....	355
LEAKDOWN TESTER.....	78, 136
LED MAGNIFYING GLASS.....	204
LEVEL GAUGE.....	45, 338
LEVERLESS ATTACHMENT MC900.....	19
LEVERS	317
LIFT ACCESSORIES.....	7, 8
LIFT EXTENSION KIT	7
LIFT-GATE.....	15
LIFTING ARM KITS	15
LIFTING SLING	362
LIFT PEDAL.....	7
LIFTS AND ACCESSORIES	2-15

LIFT/WORK STAND ACCESSORY BRACKET.....	10, 44
LIGHTS & BULBS	265
LIQUID FILLED AIR PRESSURE GAUGE	36
LIQUID GASKET SEALANT.....	355
LOADING RAMP	9
LOCK WASHERS.....	347
LONG BLADE SCREWDRIVER.....	64
LONGNECK FUNNEL	174, 356
LONG REACH INFLATION GAUGE	36
LOWER UNIT DOLLY.....	362
LOWER UNIT PRESSURE/VACUUM TESTER	370
LOW RIDING RAMP	13
LUBRICANTS.....	355

M

MAGNETIC BASE.....	368
MAGNETIC BASE STAND.....	368
MAGNETIC FLEX STAND.....	368
MAGNETIC PARTS TRAYS.....	77
MAGNETIC PICK UP TOOL.....	71, 154
MAGNIFYING GLASS.....	204
MAIN JETS.....	228-230
MAIN SEAL INSTALLING TOOL	106
MAINSHAFT BEARING RACE TOOL.....	106
MANUALS.....	358
MARINE ENGINE STAND.....	362
MARINE KITS.....	70
MARINE LOWER UNIT PUMP KIT.....	370
MARKER LIGHT REPLACEMENT BULBS	265
MASTER BEARING DRIVER SET	40
MASTER BUSHING DRIVER SET.....	80
MASTER CYLINDER CONNECTING SET.....	282
MASTER CYLINDER COVER SCREWS	346
MASTER CYLINDER DIAPHRAGMS	280-282
MASTER CYLINDER FLEX-HONE	51
MASTER CYLINDER PUSHROD & BUSHING SET	279
MASTER CYLINDER REBUILD KITS.....	283-291
MASTER CYLINDER RESERVOIR DIAPHRAGMS.....	280
MASTER CYLINDER RESERVOIR KITS	279
MASTER CYLINDERS	278
MASTER LINK PLIERS	53
MC10R DELUXE WHEEL CLAMP	7
MC17 CYCLE VISE	7
MC25 METRIC ENGINE STAND	56
MC35 SINGLE SIDED SWINGARM STAND.....	14
MC40 FRONT WHEEL STAND.....	14
MC45 SWINGARM STAND	14
MC116 DELUXE TIRE BEAD BREAKER	25
MC200 ELITE.....	29
MC205 ACCESSORIES	29
MC300 WHEEL BALANCE STAND	31
MC305 WHEEL TRUING & BALANCE STAND	31
MC310 THREE-IN-ONE TRUING STAND	31, 83
MC440 MINI JACK	12
MC450 CENTER JACK.....	12
MC455 FAT JACK	11
MC460 SHOP DOLLY	13
MC464 FAT JACK DOLLY	11
MC465 UTV/TRIKE JACK.....	11
MC475 DIRT BIKE LIFT.....	14
MC500R HYDRAULIC LIFT	5
MC550 MULTI LIFT	6
MC615R AIR LIFT	4
MC625R HEAVY DUTY AIR LIFT	3
MC680 TIRE CHANGER	20
MC680 TIRE CHANGER.....	20
MC750 MOBILE EXHAUST GAS COLLECTOR.....	63, 154
MC800 REGULATED FUEL PUMP	61

MC900 REPLACEMENT PARTS.....	19
MC900 TIRE CHANGERS.....	18-19
MEASURING CUPS.....	174, 356
MEASURING TOOLS.....	79
MECHANICAL SEAL INSTALLATION TOOL.....	81, 140
MECHANIC'S GLOVES.....	27, 357
MEMOBIKE 6050 SCAN TOOL.....	92
METAL VALVE STEMS.....	35
METER.....	255
METRIC COPPER WASHERS.....	175
METRIC HARDWARE.....	347-348
METRIC NUTS.....	347
MIGHTY CUTTER HOSE CUTTER.....	65, 233
MIKUNI CARB REBUILD KITS.....	206
MIKUNI CARBURETOR JETS.....	228
MIKUNI CARBURETOR O-RING SHOP KIT.....	194, 206
MIKUNI CARBURETOR & PARTS MANUAL.....	357
MIKUNI CHOKE CABLE.....	231
MIKUNI FLOAT VALVE ASSEMBLY.....	203
MIKUNI FUEL PUMPS & PUMP REBUILD KITS.....	227
MIKUNI RUBBER MOUNTING FLANGES/HOLDERS.....	192
MIKUNI SHOP FLOAT NEEDLE KIT.....	205
MINI DOUBLE EDGE TUBE CUTTER.....	233
MINI FLUID EVACUATOR.....	56
MINI JACK.....	12
MINI REFLECTORS.....	344
MINI STALK MARKER LIGHTS.....	265
MIRRORS.....	320-322
MITUTOYO DIGITAL ELECTRONIC CALIPER.....	79
MITYVAC BRAKE BLEEDER KIT MV8020.....	52
MITYVAC DELUXE VACUUM TESTER KIT.....	282
MITYVAC PROFESSIONAL COMPRESSION TEST KIT.....	78
MIXTURE SCREW SET REFERENCE.....	218
MIXTURE SCREW SETS.....	218-219
MIXTURE SCREW WASHERS.....	204
MOBILE BENCH.....	41, 110, 250
MOBILE EXHAUST GAS COLLECTOR.....	63
MONTY 425 REPLACEMENT PARTS.....	24
MONTY 1520EMX TIRE CHANGER.....	23
MONTY 1520M & 1520EMX OPTIONAL & REPL. PARTS.....	23
MONTY 1520M TIRE CHANGER.....	23
MONTY MH310 EASYMONT POWER ASSIST.....	23
MONTY MH310 EASYMONT POWER ASSIST.....	23
MONTY S405 & S455 REPL. PARTS.....	24
MOTION PRO 1/4" & 3/8" DRIVE.....	87
MOTION PRO 2-STROKE TIMING KIT.....	76
MOTION PRO 4-STROKE LEAKDOWN TESTER.....	78, 136
MOTION PRO 4-STROKE SPARK PLUG TOOL.....	75
MOTION PRO 14MM SPARK PLUG SOCKET.....	75
MOTION PRO 17MM FLOAT BOWL WRENCH.....	65
MOTION PRO 49-50MM FORK CAP WRENCHES.....	51
MOTION PRO 90-DEGREE 1/4" HEX DRIVER SET.....	64
MOTION PRO ADJUSTABLE.....	74
MOTION PRO BANSHEE/.....	225
MOTION PRO BEAD BUDDY-2.....	27
MOTION PRO CABLE FITTINGS KIT.....	353
MOTION PRO CHAIN PRESS.....	53
MOTION PRO COMBO Y-DRIVE WRENCH.....	87
MOTION PRO COMPRESSION TESTER.....	78
MOTION PRO CRANKCASE PRESSURE TESTER.....	89, 136
MOTION PRO FCR CARB TOOL.....	65
MOTION PRO FORKTRU FORK ALIGNMENT TOOL.....	51
MOTION PRO FUEL INJECTION CLEANERS.....	62
MOTION PRO GASKET SCRAPER.....	81
MOTION PRO GRIPS.....	316
MOTION PRO HYDRAULIC BRAKE BLEEDER.....	52, 291
MOTION PRO JET WRENCHES.....	65, 203
MOTION PRO "LITELOC" RIM LOCKS.....	37
MOTION PRO MASTER LINK PLIERS.....	53
MOTION PRO MERCURY CARB SYNCH PARTS.....	66
MOTION PRO MIKUNI CAP AND ACCESSORIES.....	225
MOTION PRO MINI BRAKE BLEEDER.....	87,
MOTION PRO MINI-CHAIN.....	53
MOTION PRO NITROGEN SHOCK GAUGE.....	41
MOTION PRO PBR CHAIN TOOL.....	53
MOTION PRO PISTON PIN PULLER.....	129
MOTION PRO QUICK RELEASE FUEL COUPLERS.....	65
MOTION PRO RACER T-HANDLE DEEP SOCKET SET.....	87
MOTION PRO RIM LOCK NUTS.....	37
MOTION PRO RINGER FORK SEAL DRIVER TOOL.....	45, 338
MOTION PRO SEAL/BEARING RETAINER TOOLS.....	40
MOTION PRO SIX PIECE TAPPET SET.....	73
MOTION PRO SPANNER NUT SOCKETS.....	50
MOTION PRO SWINGARM BEARING TOOL.....	51
MOTION PRO T-HANDLE.....	87
MOTION PRO THROTTLES.....	316
MOTION PRO TIRE STATION.....	25
MOTION PRO TORQUE WRENCH ADAPTER.....	74
MOTION PRO VALVE CLEARANCE GAUGES.....	73
MOTION PRO VALVE CORE.....	35
MOTION PRO WHEEL BEARING REMOVER SET FOR H-D.....	40
MOTOCROSS BIKE KIT.....	70
MOUNTING RAILS.....	7
MTL MANUAL TRANSMISSION LUBRICANT.....	355
MUFFLER CONNECTING GASKETS.....	111
MUFFLER CONNECTING PIPE RUBBERS.....	111
MUFFLER GASKETS.....	112
MUFFLER PACKING.....	110
MULTIMETERS.....	95
MULTIMETER W/ TACHOMETER.....	368
MV4530 COOLING SYSTEM TESTER.....	52
N	
NARROW ROCKER.....	7
ND ALTERNATOR REPLACEMENT PARTS.....	248
NEUTRAL SWITCHES.....	263
NEWAY CUTTING FLUID.....	71
NEWAY CYLINDER HEAD STANDS.....	70
NEWAY EASY-TURN WRENCH.....	70
NEWAY GENERAL JAPANESE KIT KM2563.....	70
NEWAY GIZMATIC.....	71
NEWAY HARLEY-DAVIDSON KIT KM-2451.....	70
NEWAY PU1800 POWER UNIT.....	70
NEWAY VALVE CONCENTRICITY GAUGE.....	71
NEWAY VALVE SEAT CUTTING PRODUCTS.....	70-71
NEWAY VFR-1000 VALVE FACE RECONDITIONER.....	71
NEW FAIRING HARDWARE.....	345
NGK SPARK PLUG CAPS.....	248
NIKKO MOTORCYCLE HORNS.....	267
NISSIN MASTER CYLINDERS.....	278
NITROGEN FILLING EQUIPMENT.....	41
NITROGEN TIRE TOP-OFF SYSTEM.....	41
NITROPRO NTO-200.....	41
NO-LEAD SPOKE WHEEL WEIGHTS KIT.....	34
NOLOGY HOT WIRES.....	240
NOLOGY PROFIRE IGNITION COILS.....	240
NOSE WHEEL.....	7
NUT KIT.....	347
NUTS.....	346-347
NUT TORQUE TOOL.....	366-367
NYLOCK NUTS.....	347
NYLON RIM PROTECTORS.....	32
NYLON TUBING AIR.....	42
O	
OEM REPLACEMENT IGNITION COILS.....	236
OEM SELF TAPPING SCREWS.....	346
OETIKER STEPLESS CV BOOT CLAMPS.....	351
OETIKER STEPLESS EAR CLAMPS.....	234
OHLINS FORK CAP TOOL.....	46
OIL DRAIN PLUG WASHERS.....	344
OIL DRAIN SYSTEM.....	57
OIL EXTRACTOR.....	56, 57
OIL FILLER CANS.....	174, 356
OIL FILLER CAP.....	77, 370
OIL FILTER BOLTS.....	175
OIL FILTER / CLUTCH NUT SPANNER.....	77
OIL FILTER REMOVAL PLIERS.....	77
OIL FILTERS.....	155, 162
OIL FILTER SOCKET WRENCH.....	77
OIL FILTER WRENCH.....	77, 368
OIL HANDLING.....	57
OIL LINE.....	232
OIL PRESSURE SWITCH.....	264
OIL PUMP CHAINS.....	135
OILS.....	173, 339
OIL SEAL PULLERS.....	81, 135
ON-OFF SWITCH.....	259
OPEN BARREL TYPE CRIMPER.....	267
OPTIMATE ACCESSORIES.....	100
OPTIMATE PRO BATTERY CHARGERS.....	97
O-RING KIT.....	194
O-RINGS.....	206
OUTBOARD ENGINE.....	362
OUTBOARD ENGINE KIT.....	70
OUTBOARD MARINE ENGINE STAND.....	362
OUTSIDE MICROMETERS.....	79, 369
P	
PARK TOOL WORK STAND.....	44
PASSAGE PLUGS.....	194
PB-1 PORTABLE WORKBENCH.....	51
PEAK VOLTAGE ADAPTER.....	95
PERCH ASSEMBLIES.....	317
PETCOCK O-RINGS.....	187
PETCOCK REPAIR KITS.....	183-187
PETCOCKS.....	181-182
PHILLIPS HEAD SCREWS.....	205, 348
PHILLIPS SCREWS.....	348
PICK UP TOOLS.....	154
PILOT BEARING PULLER.....	80
PILOT JETS.....	228
PILOT SCREW ADJUSTMENT TOOL.....	64
PIN KITS.....	201
PIPE END SHAPER.....	74
PISTON BASE HOLDERS.....	74, 129
PISTON PIN KEEPER DRIFT TOOL.....	108
PISTON PIN PULLER.....	74
PISTON RING COMPRESSOR.....	367
PISTON RING FILER.....	129
PISTON RINGS FOR STREET.....	129
PIVOT SUSPENSION VISE.....	325
PLASTIC MEASUREMENT CONTAINERS.....	174, 356
PLUG-IN BLADE FUSES.....	267
POINTS & CONDENSERS.....	256, 257
POINT SWITCH KIT.....	227
PORTABLE AIR TANK REPAIR KIT.....	43
PORTABLE AUXILIARY GAS & FAN CADDY.....	75
PORTABLE FIXED AUXILIARY GAS & FAN CADDY.....	63
PORTABLE WORKBENCH.....	51
PORTING TOOLS.....	67

POST ADAPTER KIT.....	12	RING FILER.....	129	SMALL HOLE GAUGE SET.....	79
POWERCOIL THREAD REPAIR KITS.....	90	RING NUT WRENCH.....	366	SMALL ORIFICE BRUSH SET.....	357
POWER EXTENSION SET.....	88	RING NUT WRENCH EXTENSION.....	366	SMALL ROUND MAIN JETS.....	228
POWER EXTRACTORS.....	67	RIVET & BOLT CAP ASSORTMENT KIT.....	342	SMOKED BRAKE RESERVOIR.....	278
POWER-FLO.....	182	RIV-NUT SETS.....	88	SMOKED CLUTCH RESERVOIR.....	278
POWER TAPS.....	88	RIV-NUT TOOL.....	88	SMOKED TRANSPARENT RESERVOIR.....	278
POWER TILT CYLINDER CAP WRENCH.....	364	RIV-NUT TOOL & INSERTS.....	108	SNAP-RING TOOL.....	106
POWER TRUMPETS.....	180	RK CHAIN BREAKER RIVET TOOL.....	53	SOFT GRIP MINI BRUSH SET.....	357
PRECISION MEASURING TOOLS.....	79	ROCKER BOX WRENCH.....	108	SOFT GRIP SCREWDRIVER.....	81
PRESS TOOL.....	53	ROCKER SHAFT REMOVAL.....	80	SOLENOIDS.....	251
PRESSURE GAUGES.....	36	ROD HOLDERS.....	343	SPARK CHECKER.....	94
PRESSURE TESTERS.....	89	ROLLASTAND.....	13	SPARK PLUG CAPS.....	248
PROBULATOR LEAD SET.....	95, 259	ROLLING SEAT.....	56	SPARK PLUG SOCKETS.....	75
PTT TOOL KIT.....	363	ROTOR PULLERS.....	84	SPARK PLUG WIRE.....	248
PULLER SET.....	52	ROUND MAIN JETS.....	229	SPARK PLUG WIRES & CAPS.....	248
PULLEY SPACER ADAPTER.....	19	RUBBER FACED & ALUMINUM VISE JAW PADS.....	77	SPARK PLUG WRENCHES.....	75
PULL START HANDLE.....	319	RUBBER GAITOR FORK BOOTS.....	339	SPECIAL GEAR SELECT TOOL.....	59
PULL START KIT.....	319	RUBBER PASSAGE PLUGS.....	194	SPEEDOMETER CABLE KIT.....	353
PULSER COIL.....	240	RUBBER SHOCK ABSORBER COVER.....	36	SPINNER T-HANDLE.....	87
PURSE LOCKS.....	343	RUBBER TIPPED BLOW GUN.....	43	SPLICER, WIRE.....	101
PUSH PULLS.....	343	RUBBER VALVE STEMS.....	35	SPLIT BEARING PULLERS.....	83
PUSH RIVETS.....	343	RUST REMOVER & INHIBITOR.....	355	SPOKES TORQUE WRENCH.....	40
PUSH ROD TOOL.....	107	S		SPOKE TORQUE WRENCH.....	40
PUSH TURN RIVETS.....	343	SAE CHROME FLAT WASHERS.....	349	SPOKE WHEEL WEIGHT HAMMER.....	34
Q		SAE CHROME HEX HEAD SCREWS.....	349	SPOKE WHEEL WEIGHT REMOVER TOOL.....	34
Q-BOND SUPERGLUE.....	350	SAE CHROME HEX NUTS.....	349	SPOKE WRENCHES.....	32
QUARTER TURN FASTNERS.....	345	SAE CHROME LOCK WASHERS.....	349	SPOON STYLE TIRE IRONS.....	32
QUARTZ HALOGEN H-4 BULBS.....	267	SAE CHROME LOCK WASHERS.....	349	SPRING ACTION HOSE CLAMPS.....	233
QUARTZ HALOGEN H-7 BULBS.....	267	SAE CHROME NYLOCK NUT.....	349	SPRING COMPRESSOR.....	46, 71, 340
QUICK RELEASE FUEL COUPLERS.....	233	SAE CHROME SOCKETHEAD ALLEN.....	349	SPRING HOOK PULLERS.....	74
R		SAE HARDWARE.....	349	STARTER CLUTCH ROLLERS.....	138
RACING FUNNEL.....	142	SAFETY WIRE PLIERS.....	89	STARTER MOTOR BRUSHES.....	253
RACING VALVE STEM SEAL INSTALLERS.....	72	SAG MASTER™ SAG TOOL.....	51, 338	STARTER RELAYS.....	251-253
RADIATOR CAP ADAPTER-ASIAN.....	52	SAND BLAST CABINET.....	43	STATORS.....	249-250
RADIATOR CAPS.....	52, 142	SCAN TOOLS.....	92, 268	STEEL STICK-ON WHEEL WEIGHTS.....	33
RADIATOR FAN (THERMO) SWITCHES.....	264	SCHRADER TO NEEDLE ADAPTER.....	41	STEERING AND SWINGARM BEARING APPLICATIONS.....	271
RAG BIN.....	56	SCRATCH BRUSH KIT.....	357	STEERING BEARING INSTALLER.....	277
RAPIDAIR COMPRESSED AIR ROUTING SYSTEM.....	42	SCRATCH BRUSH KIT.....	357	STEERING BEARING KITS.....	270
RAPIDAIR SYSTEM.....	42	SCREW GROMMETS.....	343	STEERING BEARING RACE DRIVER.....	49
RATIO-RITE MEASURING CUP.....	174, 356	SCREWS.....	345-346	STEERING HEAD BEARING RACE DRIVER.....	49
RAZORBACK SHOCK SPRING TOOL.....	325	SEAL DRIVER.....	45	STEERING HEAD BEARING RACE PULLER.....	49
RC50M TIRE CHANGER.....	22	SEAT CUSHION RUBBERS.....	315	STEERING RACE PRESS.....	49
RC100 TIRE CHANGER.....	22	SELF LOCKING STORAGE BIN BOXES.....	342	STEERING STABILIZER.....	329
RC150 TIRE CHANGER.....	22	SELF TAPPING HARDWARE.....	346	STEERING STEM BEARINGS.....	270
RC200 TIRE CHANGER.....	22	SHAFT HOLDING TOOLS.....	46	STEERING STEM RACE PULLER.....	49
REAR STAND.....	14	SHAFT LOCK COLLARS.....	83	STEERING STEM WRENCH.....	49
RECOIL NYLON AIR HOSE.....	43	SHAKER SIPHON HOSE.....	56	STICK COILS.....	238
RECOIL SPRING.....	319	SHIFT LEVERS.....	318	STORAGE BOXES.....	342
RED LINE ASSEMBLY LUBE.....	355	SHIMS.....	120-121	STRAP WRENCH.....	77
RED LINE OILS.....	354	SHIM TOOLS (BUCKET HOLDERS).....	73	STRONGARM 2.....	376
REDLINE RACING FUNNEL.....	142, 174, 356	SHOCK ABSORBER COVER.....	36	STRONGARM II.....	21
RED LINE SHOCK PROOF GEAR OIL.....	173, 354	SHOCK CLIP PICK.....	48	STUD DRILL PLATE.....	106
RED LINE SUSPENSION FLUIDS.....	339	SHOCK PRELOAD NUT TOOL.....	48	STUD INSTALLERS.....	74
RED LINE TWO STROKE OILS.....	354	SHOCKS.....	324-325	STYLUS SERIES INSPECTION LIGHTS.....	75
RED LINE WATER WETTER & SUPERCOOL.....	142	SHOCK SEAL BULLET TOOL.....	46, 338	SURE SHOT SPRAYER.....	355
REGULATED NITROGEN FILLING SYSTEM.....	41	SHOCK SEAL HEAD SETTING TOOL.....	46	SUSPENSION FLUIDS.....	339
REGULATOR/RECTIFIERS.....	242-247	SHOCK SPANNERS.....	48, 325, 340	SUSPENSION & FRAME SERVICE TOOL.....	48-49, 340
RELAY.....	251, 227	SHOCK SPRING COMPRESSOR.....	48	SUSPENSION SERVICE TOOLS.....	46-47
REPLACEMENT BULBS, MARKER LIGHTS.....	265	SHOCK TOOLS.....	325	SWINGARM BEARINGS.....	270-279
RETRACTABLE WHEELS.....	7	SHOP DOLLY.....	13	SWINGARM BEARING TOOL.....	51, 277
RIM LOCKS.....	37	SHOP RAG DISPOSAL BIN.....	56	SWINGARM BUSHINGS.....	270
RIM PROTECTORS.....	32	SHOWA FORK CAP REMOVAL TOOL- MOTION PRO.....	46	SWINGARM NEEDLE BEARINGS.....	270
RIM STRIPS.....	37	SIDE PANEL SET.....	9	SWING ARM NUT SOCKET.....	89
RIM TAPE.....	37	SIGNAL STEMS.....	265	SWINGARM STAND.....	14
RING COMPRESSOR.....	74	SINGLE SIDED SWINGARM STAND.....	14	SWISS NEEDLE FILE SET.....	67
		SLAVE CYLINDER REPAIR KIT.....	141-142	SWITCH BASE REPAIR KIT.....	259
		SLIDE HAMMER.....	368	SWITCHES.....	260, 263
		SLOW JETS.....	229	SWITCHES & BRACKETS.....	266
		SMALL BORE CYLINDER HONE SET.....	69	SYNCHPRO.....	66

SYRACUSE PENCIL TIRE PRESSURE GAUGES	36	TORQUE WRENCH ADAPTER	74	VALVE SHIMS	121
T		TORQUE WRENCH, SPOKES	32	VALVE SPRING COMPRESSORS	71, 364
TACHOMETER, PULSE ENGINE	94	TORQUE WRENCH TOOL	59	VALVE STEM CAPS	35
TACHOMETERS	253	TORX BITS	88	VALVE STEM CORES	35
TACH SEAL KIT	129	TRANSMISSION LUBRICANT	355	VALVE STEMS	35
TAIL LIGHT BULBS DUAL FILAMENT	267	TRANSOM DRILL FIXTURE	364	VALVE STEM SEAL INSTALLERS	129
TAMPER RESISTANT TORX BITS	88	TREAD DEPTH GAUGE	27	VALVE STEM SEALS & KEEPERS	122-128
TAPPET COVERS	116, 117	TRIM CYLINDER WRENCH	364	V-BLOCKS	83
TAPPET TOOL SET	73	TRIM WRENCH	364	VENOM FAIRING	353
TAPPET VALVE ADJUSTER WRENCH	73	TRUING STANDS	31, 83	VENT HOSE	232
TECMATE BATTERY CHARGER ACCESSORIES	96	T-SHIRTS	357	VIBRATION TACHOMETER	253
TELESCOPING GAUGE SET	79	TUNE UP KITS	256	VIPER/VENOM FAIRING	353
TEMP SENSORS	264	TUNE-UP KITS	256-257	VISE INSERTS	46
TERMINAL CONNECTORS	102	TUNE UP KITS APPLICATIONS	256	VISE JAW PADS	77
TERMINAL CRIMPER TOOL	102	TURN SIGNAL FLASHER UNITS (RELAY)	260-261	VRX VALVE GRINDER	68
TERMINAL KITS	101	TURN SIGNALS	265	VSG22 SEAT CUTTER (MANUAL)	68
TERMINAL PIN REMOVAL TOOL SET	104	TURN SIGNAL STEMS	265		
TERMINAL REMOVAL TOOL	104	TWIN CAM WRISTPIN REMOVER	106		
TERMINAL SETS & COUPLERS	104	TWO STROKE OIL	354		
TERMINALS, WATERPROOF ELECTRICAL	104	U		W	
TEST LEADS	95	ULTRA SLICK SEAL GREASE	327	WASHER ASSORTMENT	142
TESTMATE SPORT	93	ULTRASONIC PARTS CLEANERS	54	WASHERS	175, 344, 347
TETHER LINE ON-OFF SWITCH	264	UNIVERSAL CRANKSHAFT INSTALLATION SET	82	WATERCOOLED PLUG WRENCH	75
T-HANDLES	74	UNIVERSAL FLYWHEEL HOLDER	89	WATERPUMP MECHANICAL SEALS	139-140
THE GRUNGE BRUSH CHAIN BRUSH	53, 357	UNIVERSAL FUEL FILTERS	188	WATER PUMP REPAIR KITS	370
THERMO SWITCHES	264	UNIVERSAL FUEL PUMP	227	WATERPUMP SEAL	89
THREAD PITCH GAUGES	348	UNIVERSAL HELMET LOCK	360	WATERPUMP SEALING KITS	140
THREAD REPAIR TOOLS	90	UNIVERSAL PULLER	367	WATERPUMP SEAL INSTALLATION TOOL	89
THREE BOND LIQUID GASKET	119	UNIVERSAL SPARK PLUG WIRE	248	WATERPUMP SEALS	139-140
THREE BOND TB 1184 LIQUID GASKET	137, 355	UNIVERSAL STARTER RELAY	253	WATERPUMP SHAFT OIL SEALS	140
THREE BOND TB 1211 SILICONE	137, 355	U-RINGS	194	WATER TEMPERATURE SENDING UNITS	264
THROTTLE CABLES	315	UTV / TRIKE JACK	11	WATER WETTER & SUPERCOOL	142
THROTTLE POSITION SENSOR	241			WELLNUT BRAND EXPANDING NUTS	346
THROTTLES	316	V		WELLNUTS	346
TIE-DOWNS	360	V4/V6 MARINE ENGINE STAND	362	WHEEL BALANCER	375-379, 383-384
TILT AND TRIM WRENCH V8	364	V6/V8 MARINE ENGINE STAND	362	WHEEL BALANCERS	29, 30
TILT WRENCH SHOWA SYSTEM	364	VACUUM & FUEL LINE PLUGS	65, 233	WHEEL BALANCE STAND	31
TIME-SERTS	90	VACUUM GAUGES	66	WHEEL BEARING REMOVAL & SERVICE TOOLS	40
TIMING BELT COVER GASKET	135	VACUUM MATE (ALLWEATHER)	66, 369	WHEEL BEARINGS	278
TIMING BELTS	135	VALCO THREAD LOCKER	350	WHEEL CYLINDER KITS	314
TIMING BELTS	135	VALVE ADJUSTMENT KITS	116-117	WHEELS, LIFT	8
TIMING LIGHT	94, 255	VALVE ADJUSTMENT SHIMS	120-121	WHEEL STOP	7
TIRE BEAD TOOLS	26	VALVE CLEARANCE GAUGES	73	WHEEL VISE	7
TIRE CHANGER	378-382	VALVE CONCENTRICITY GAUGE	71	WHEEL WEIGHT HAMMER	34
TIRE CRAYONS	25	VALVE CORES	35, 41	WHEEL WEIGHTS	33-34
TIRE IRONS	32	VALVE CORE TOOL	35	WHEEL WEIGHT SCRAPER	34
TIRE LEVERS	32	VALVE COVER BOLT SEALS	116-117	WINONA CB1401 CYLINDER BORING BAR	68
TIRE LUBRICANT & ACCESSORIES	28	VALVE COVER GASKETS	119	WINONA PS1370 CYLINDER HONING MACHINE	68
TIRE MACHINE	380	VALVE COVER O-RING SEALS	118	WINONA VAN NORMAN SERVICE EQUIPMENT	68
TIRE PRESSURE GAUGE	36	VALVE DIMENSIONS	122	WIPER KITS	330
TIRE REPAIR EQUIPMENT	28	VALVE EXTENSION	41	WIRE CLIPS	343
TIRE REPAIR KIT	28	VALVE FACE RECONDITIONER	71	WIRE, ELECTRICAL	104
TIRE SAFETY CAGE	27	VALVE GRINDER	68	WIRES	240
TIRE STATION	25	VALVE GUIDE FLEX HONES	365	WIRING LOOM FASTENER ASSORTMENT KIT	342
TIRE TAMER	27	VALVE GUIDE FLEX-HONES	72	WISECO NYLON SOFT-HONES	69
TIRE VALVE DEALER ASSORTMENT KIT	35	VALVE GUIDE INSTALLER	364-365	WRENCH	77, 173
TIRE VALVE STEM INSERTER	32	VALVE GUIDE REAMER	72, 365	WRENCH, CRANKSHAFT RATCHETING	108
TIRE VALVE STEM PULLERS	32	VALVE GUIDE REMOVER/INSTALLER	364-365	WRENCHES	108
TIRE VALVE STEMS	35	VALVE GUIDE TOOLS	72	WRISTPIN REMOVER	106
TITANIUM WRENCH KIT	87	VALVE KEEPERS	122-128		
"TMX" CARBURETOR REBUILD KIT	206	VALVE LAPPING COMPOUND KIT	107	Y	
TOOL HOLDER	7	VALVE LAPPING TOOL	72, 107, 121, 365	YAMAHA CRANKSHAFT PROTECTORS	82
TOOL KIT	53	VALVE LAPPING TOOL SET	72	YAMAHA GAS CAP	221, 350
TOP END TOOLS	74-75	VALVES	122-128	YAMAHA REPLICA GAS CAPS	221
TORQUE ANGLE GAUGE	74	VALVES, FUEL	180	YAMAHA SHOP FLOAT NEEDLE KIT	205
TORQUE PLATES	106	VALVE SHIM KITS	120	YAMAHA VALVE GUIDE INSTALLERS	72
				YICS SHUTOFF STICK FOR YAMAHA	65
				Y-SPLITTER	100



SERVICE CENTER SECTION-1

LIFTS / JACKS / STANDS / ETC.

SERVICE CENTER

MC655R HEAVY DUTY HYDRAULIC LIFT



35-6564



35-6568




35-6617



OPTIONAL AUTOMATIC RAMP



ACCESSORIES SHOWN ON LIFT ARE NOT INCLUDED




OPTIONAL AUTOMATIC RAMP

REMOTE SWITCH INCLUDED

INTEGRATED HYDRAULIC PUMP FOR MC655R

5-POSITION SAFETY LOCKING SYSTEM



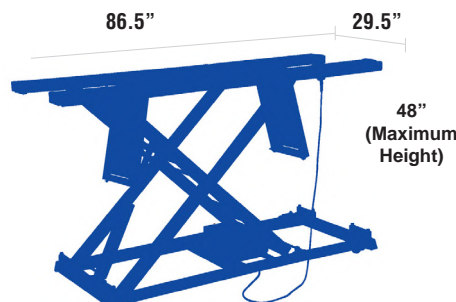
- 35-6564 - RED
- 35-6568 - BLUE
- 35-6617 - BLACK / ORANGE
- 35-0414 - AUTOMATIC RAMP BLACK (OPTIONAL)
- 35-0314 - AUTOMATIC RAMP GREY (OPTIONAL)

MC655R HEAVY DUTY HYDRAULIC LIFT

The MC655R from K&L Supply is the next step up in high performance lifts. Along with a 48" maximum raised height and 1 ton capacity, the MC655R features a hand held remote control and a frame mounted pump. This does away with pump stands and excess hose, keeping your service bays clear of extraneous clutter. Optional side panels, now with our redesigned fast-mount system, increase the working width of the MC655R Hydraulic Lift to 56.5 or 68.5 inches, allowing the widest utility vehicles and golf carts to be serviced.

With a full range of available options, the MC655R can be tailored to meet any shops' requirements, whether you service bikes, trikes, quads, or carts. K&L's build standard is reflected in the CE certification that the MC655R carries, our commitment to quality has never been easier to harness for your shop.

- Built-in 110V Hydraulic Pump
- Hand Held Remote Control
- 29.5" x 86.5" deck
- Front and Rear Drop Panels
- Five position automatic locking system
- Loading ramp included
- One Year Warranty



SPECIFICATIONS

Capacity	2,000 lb.
Width	29.5"
Width w/ Side Panels	56.5" or 68.5"
Length	86.5"
Maximum Height	48"
Minimum Height	7.5"
Weight	500 lb.
Drop Panel	Front & Rear
Wheels	Yes (option)
Warranty	1 year



MC625R HEAVY DUTY AIR LIFT

EQUIPMENT & TOOLS

HARD PARTS

CARB & FUEL

IGNITION/ELECTRICAL

CONTROL

SUSPENSION

ACCESSORIES

MARINE

AUTOMOTIVE



35-6355



35-6350



35-6616



- 35-6355 - RED
- 35-6350 - BLUE
- 35-6616 - BLACK / ORANGE

CE CERTIFIED
DUAL-PEDAL



35-6370

RAM SQUARED
TWIN CYLINDER
SYSTEM



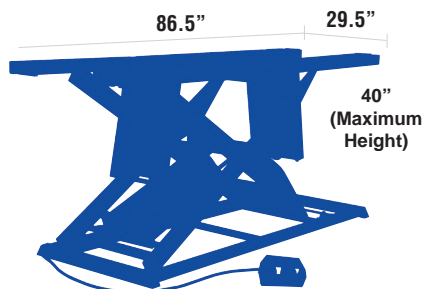
4-POSITION SAFETY
LOCKING SYSTEM



MC625R HEAVY DUTY AIR LIFT

The MC625R Heavy Duty Air Lift is how K&L Supply defines Air Superiority. This lift combines the best features of our MC655R hydraulic lift with the convenience of air. The new Ram Squared twin cylinder system gives the MC625R Heavy Duty Air Lift a rated working capacity of 1750 lbs. Optional side panels, now with our redesigned fastmount system, increase the working width of the MC625R Heavy Duty Air Lift to 56.5 or 68.5 inches, allowing the widest utility vehicles and golf carts to be serviced. An easy to install extension is also available, adding two feet front or rear to the overall length for custom bikes. Combine those features, plus the value you expect from K&L and you have a lift that will be right for all of your needs.

- 1,750 lb. Max Capacity
- 29.5 x 86.5 deck
- Drop panels at front and rear of lift
- Max raised height of 40 inches
- Lowered height is 8.5 inches
- Automatic safety lock
- Loading ramp included
- One Year Warranty



SPECIFICATIONS

Capacity	1,750 lb.
Width	29.5"
Width w/ Side Panels	56.5" or 68.5"
Length	86.5"
Maximum Height	40"
Minimum Height	8.5"
Weight	540 lb.
Drop Panel	Front & Rear
Wheels	Yes (option)
Warranty	1 year



MC615R AIR LIFT



35-6294



35-6292



35-6294

35-6294 - RED
35-6292 - BLUE

CE CERTIFIED
DUAL-PEDAL




35-6370

CE INSPECTION



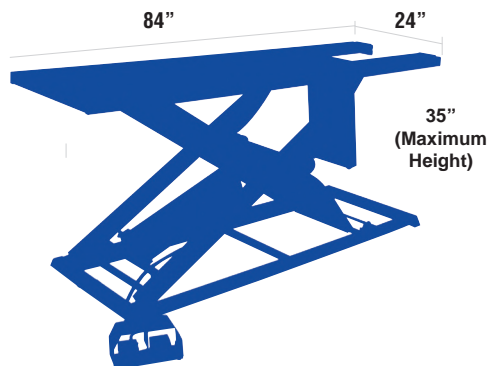
4-POSITION SAFETY
LOCKING SYSTEM



MC615R AIR LIFT

K&L has brought a new level of quality to the market with the MC615R. This lift is proof that K&L Quality can be enjoyed by every shop. The MC615R has a rated working capacity of 1000 lbs, making it perfect for Sportbikes and standards especially when used with our Lifting Arm Kits. Optional side panels increase the working deck width to 48".

- 1000 lb. Max Capacity
- Rear Drop Panel
- Max raised height of 35"
- Lowered height is 7.25"
- Automatic safety locks
- Loading ramp included
- One year warranty
- 24" x 84" deck



SPECIFICATIONS

Capacity	1,000 lb.
Width	24"
Width w/ Side Panels	48"
Length	84"
Maximum Height	35"
Minimum Height	7.25"
Weight	365 lb.
Drop Panel	Rear
Wheels	Yes (option)
Warranty	1 year



MC500R HYDRAULIC LIFT



35-4502



35-4500

REMOTE SWITCH INCLUDED



INTEGRATED HYDRAULIC PUMP FOR MC500R



5-POSITION SAFETY LOCKING SYSTEM



35-4502 - RED
35-4500 - BLUE

SPECIFICATIONS

Capacity	1,100 lb.
Width	24"
Width w/ Side Panels	48"
Length	84"
Maximum Height	39"
Minimum Height	7.25"
Weight	365 lb.
Drop Panel	Rear
Wheels	Yes (option)
Warranty	1 year



MC500R HYDRAULIC LIFT

The MC500R from K&L Supply is the first step in high performance, hydraulic lifts. Along with a 39" maximum raised height and an 1,100 lb. capacity, the MC500R features a hand held remote control and a built-in, 110v, frame mounted hydraulic pump. This does away with pump stands and excess hose, keeping your service bays clear of extraneous clutter. With a full range of available options, the MC500R can be tailored to meet any shops' requirements, whether you service bikes, quads and/or carts.

- Built-in 110V Hydraulic Pump
- Hand Held Remote Control
- 1,100 lb. Capacity
- 24" x 84" deck dimensions @ 39" Max Height
- Rear Drop Panel
- Four position automatic locking system
- Loading ramp included.

UTV SCISSOR LIFT

The New K&L Multipurpose UTV / Auto Lift Is a beast of a lift that is also very versatile. It has great controlled lifting power rated at 6600lbs. It can lift all Utility Vehicles, as well as Light cars and trucks. This lift is accompanied with 4 adjustable lifting arms and multiple lifting adapters to help with the unique lifting points on the underbody of these vehicles. The mobility of this lift using its front wheels and dolly system allows for easy setup inside and outside of a shop environment. Its low 5.3" lowered stance allows for vehicles to easily drive over it. This lift is CE & Iso Certified.

35-9770 - BLACK

SPECIFICATIONS

Capacity	6,600 lb.	Maximum Height	45.5"
Width	40"	Minimum Height	4.65"
Length	80"	Max Height w/ Adapters	50"



K&L DOMINATOR



EQUIPMENT & TOOLS

HARD PARTS

CARB & FUEL

IGNITION/ELECTRICAL

CONTROL

SUSPENSION

ACCESSORIES

MARINE

AUTOMOTIVE

K&L GARAGE LIFT

K&L Supply is proud to announce the New K&L Garage Lift! This lift allows you to effortlessly raise a bike to a comfortable working height in seconds with a power or cordless drill. Featuring a 1,200 lb. weight capacity and a wide range of interchangeable adapters, you can easily switch from lifting larger Harleys to the smallest of sport bikes.

The K&L Garage Lift employs a durable Acme Threaded Lifting Shaft, ensuring the lift will not lower until you lower it. This built in safety feature is accompanied by additional safety locks and tie down openings for added security. The portable design makes the K&L Garage Lift perfect for any shop, showroom or home garage.



FEATURES INCLUDE:

- 1,200 lb. Max Capacity
- Max raised height of 30" inches
- Use high torque drill to raise and lower the unit
- Portable design stores away easily
- Durable Acme Threaded Lifting Shaft
- Adjustable Safety Locks
- One Year Warranty

35-6200 K&L Garage Lift



ADJUSTABLE LIFTING DECK



ACME THREADED LIFTING SHAFT



PORTABLE DESIGN

K&L MC550 MULTI-LIFT


Multi lift works with motorcycles and ATV's. Minimum height: 4.5", Maximum Height: 17"

FEATURES INCLUDE:

- 1200 Lb. capacity
- Locking caster wheels
- 16" padded contact area
- Foot operated locks
- Tie down points provided
- 4 ton bottle jack
- Powder Coat Finish

37-9885 K&L MC550 Multi-Lift

35-8623 MC550 5 Ton Replacement Jack



35-0818


37-9885

35-8623



MC10R DELUXE WHEEL CLAMP

35-4040
 PATENTS: 6,575,310 & 6,935,619



Tire Size 120-160mm

OPTIONAL NARROW ROCKER



Tire Size 80-110mm

MC17 CYCLE VISE

37-9801 - Black
 37-9800 - Grey




Tire Size up to 210mm



CRANK STYLE WHEEL VISE

35-9926



Tire Size up to 210mm



LIFT EXTENSION KIT

35-0318
 DOES NOT INCLUDE MOUNTING RAILS




MOUNTING RAILS



WHEEL STOP

35-6567



NOSE WHEEL


35-6770



TOOL AND LUBRICANT TRAY

Use with the MC655, MC625, MC615 or MC500. 1 tray per unit. Sold Individually.

NOTE: TRAY SHOULD BE USED ON FRONT OF LIFT



TOOL HOLDER

Sold in sets of 2.

37-6471 MC655R / MC625R Tool Holder
 37-6470 MC615R / MC500R Tool Holder




- 35-6455 MC625 / MC655 Tool & Lubricant Tray (Gray)
- 35-6456 MC625 / MC655 Tool & Lubricant Tray (Black)
- 35-6457 MC500 / MC615 Tool & Lubricant Tray (Gray)
- 35-6458 MC500 / MC615 Tool & Lubricant Tray (Black)

RETRACTABLE WHEELS

All K&L Genuine Lifts except the MC515 Air Lift




35-0321 Wheels for MC655R / MC625R / MC615R / MC500



AUTO RAMP

K&L GENUINE LIFT PEDAL

All K&L Lifts and the Dual-Pedals on the MC625R & MC615R are CE Certified.



35-6370 Genuine Lift Pedal

EQUIPMENT & TOOLS

HARD PARTS

CARB & FUEL

IGNITION/ELECTRICAL

CONTROL

SUSPENSION

ACCESSORIES

MARINE

AUTOMOTIVE

EQUIPMENT & TOOLS

K&L LIFT ACCESSORIES

K&L#	DESCRIPTIONS	MC655R	MC625R	MC615R	MC500R
LIFT RAMPS					
35-0304	MC615R / MC500R Standard Ramp 15" W x 31" L.	—	—	0	0
35-0306	MC655R / MC625R/MC515R Standard Extended Ramp. For bikes with low ground clearance. 15" W x 45-3/8" L. Diamond plate.	0	0	—	—
LIFT EXTENSIONS					
35-0318	Lift Extension Kit. Adds 30" to your lift;	0	0	0	0
35-0328	Mounting Rails for Lift Extension	0	0	0	0
LIFT PANELS					
35-5995	Standard Side Panel Ramps for MC655R / MC625R 30.5" x 10.5" (Gray)	0	0	0	0
35-6687	Standard Side Panel Ramps for MC655R / MC625R 30.5" x 10.5" (Black)	0	0	0	0
35-5996	Long Side Panel Ramps for MC655R / MC625R 47.0"x10.5" (Gray)	0	0	0	0
35-6688	Long Side Panel Ramps for MC655R / MC625R 47.0"x10.5" (Black)	0	0	0	0
35-6295	Side Panel Set for MC500R & MC615R. (Gray) Increases width from 24" to 48". Includes Panels (qt 4) and Ramps (qt 2)	—	—	0	0
35-6255	Side Panel Set for MC500R & MC615R. (Black)	—	—	0	0
35-6542	Trike Standard Side Panel Set for MC655R / MC650R / MC625R Contact Area =23.5"x13.2" Does not include Ramps	0	0	—	—
35-6543	Trike Wide Side Panel Set for MC655R / MC650R / MC625R Contact Area =23.5"x19.5" Does not include Ramps	0	0	—	—
35-6552	Side Panel Set for K&L MC655R / MC625R Increases overall deck surface width to 56.5" Includes (qt-4) Side Panels 13.5"x 43.3" & (qt-2) Std Ramps	0	0	—	—
35-6552L	Side Panel/Long Ramp Set for K&L MC655R / MC625R Increases deck surface width to 56.5" Includes (qt-4) Side Panels 13.5"x 43.3" & (qt-2) Long Ramps	0	0	—	—
35-6552T	Trike Side Panel Set for MC655R / MC650R / MC625R Increases deck surface width to 56.5" Includes (qty-2) Side Panels & (qty-2) Standard Ramps	0	0	—	—
35-6552TW	Wide Trike Side Panel Set for MC655R / MC650R / MC625R Increases deck surface width to 69" Includes (qty-2) Wide Side Panels & (qty-2) Long Ramps	0	0	—	—
35-6552W	Wide Side Panel Set for K&L MC655R / MC625R Increases overall deck surface width to 69" Includes (qty-2) Long Ramps 10.24"x46.41" & (qty-4) Wide Panels 19.68"x 43.3"	0	0	—	—
35-6369	Side Panel Set for K&L MC655R / MC625R. (Black)	0	0	—	—
35-6369W	Wide Side Panel Set for K&L MC655R / MC625R. (Black)	0	0	—	—
35-6557	Front/Rear Extension. Adds 24" to deck. Sold Ea. 24" x 29.5"	0	0	—	—
35-6374	Front/Rear Extension. Adds 24" to deck. Sold Ea. 24" x 29.5" (Black)	0	0	—	—
35-6575	Wide Front/Rear Extension. Adds 24" to deck. Sold Ea. Increase Front or Rear Width to 68.5"	0	0	—	—
WHEEL VISES & CLAMPS					
35-9926	Crank Style Wheel Vise	0	0	0	0
37-9912	Wheel Vise Bushing for 35-9926 Vise. Sold each.	0	0	0	0
35-9924	Replacement Rubber Pads for Crank Style Vise	0	0	0	0
37-9800	Gray - MC17 Deluxe Cycle Vise	0	0	0	0
37-9801	Black - MC17 Deluxe Cycle Vise	0	0	0	0
37-9799	MC17 Replacement Rubber Pads	0	0	0	0
35-4040	MC10R Deluxe Wheel Clamp. Universal Self locking clamp allows one person to load bikes on K&L lifts or any other flat deck lift. (drilling req.) Includes std. width rocker. (Fits 120 to 160 series tires)	0	0	0	0
35-4041	Optional narrow rocker for MC10R Deluxe Wheel Clamp. Fits narrow wheels. (90 to 110 series tires)	0	0	0	0
35-6567	K&L Wheel Stop for MC Series Lifts	0	0	0	0
TOOL HOLDERS					
37-6470	MC615R / MC500R Tool Holder (2pc set)	—	—	0	0
37-6471	MC625R / MC650R / MC655R Tool Holder (2pc set)	0	0	—	—
35-6455	MC625 / MC655 Tool & Lubricant Tray (Gray)	0	0	—	—
35-6456	MC625 / MC655 Tool & Lubricant Tray (Black)	0	0	—	—
35-6457	MC615 / MC500 Tool & Lubricant Tray (Gray)	—	—	0	0
35-6458	MC615 / MC500 Tool & Lubricant Tray (Black)	—	—	0	0
AIR CYLINDER REPLACEMENTS					
35-7755	MC625R & MC615R Replacement Air Cylinder Seal Kit (New Round Edge Mounting Plate)	—	0	0	—
35-7778	MC615R Air Cylinder Replacement Seal Set (Old Square Mounting Plate)	—	—	0	—
35-7779	MC625R Air Cylinder Replacement Seal Set (Old Square Mounting Plate)	—	0	—	—
35-9251	MC600 Replacement Air Control Valve	—	—	—	—
37-0299	MC650R Cylinder Replacement Seal Set	—	—	—	—
MISC.					
35-0321	Retractable Wheels MC500R / 615R / 625R / 650R / 655R Lifts	0	0	0	0
35-6770	Nosewheel, fits MC500R / MC615R / 625R / 650R / 655R Lifts	0	0	0	0
37-9018	MC600 Replacement Piston Seal	—	—	—	—
LIFT PEDALS					
35-6367	MC625R / MC615R Pedal Sold Each	—	0	0	—
35-6370	CE Approved Pedal Assembly for MC615R / MC625R. Covered dual pedals reduce chances of accidental actuation. Also stops up/down travel of lift when operator releases either pedal.	—	0	0	—

HARD PARTS

CARB & FUEL

IGNITION/ELECTRICAL

CONTROL

SUSPENSION

ACCESSORIES

MARINE

AUTOMOTIVE

FRONT & REAR EXTENSION

Extend the Deck 24 inches! These extensions can be used on either end or use 2 for 48".

WIDE PANELS: 2 WIDE FRONT/REAR (35-6575) + WIDE SIDE PANEL SET (35-6552W) = TOTAL SURFACE AREA: 69"X134"



**FRONT/REAR EXTENSION PANEL
35-6557 - GREY**



**FRONT/REAR EXTENSION PANEL
35-6374 - BLACK**



**FRONT/REAR
WIDE EXTENSION PANEL.
35-6575**




- 35-6557** 24"x29.5" Extension Panel for K&L MC655R/MC650R/MC625R Gray
- 35-6374** Front/Rear Extension. Adds 24" to deck. Sold Ea. 24" x 29.5" Black
- 35-6575** Wide Front/Rear Extension. Adds 24" to deck. Sold Ea. Increase Front or Rear Width to 68.5" Gray
- 35-6575B** Wide Front/Rear Extension. Adds 24" to deck. Sold Ea. Increase Front or Rear Width to 68.5" Black

SIDE PANEL SET, LOADING RAMP


Standard Side Panels are 13.5" each, which is 27 extra inches of deck surface space, or a total of 56.5". The Extra Wide Side Panels are 19.68" each, which means that you get 39" extra inches of deck surface space, or a total of 68.5".

RAMPS ARE SOLD IN PAIRS AND SIDE PANELS ARE SOLD IN SETS.

- 35-6552** Side Panel Set for K&L MC655R/MC625R
Increases overall deck surface width to 56.5" Includes (qt-4) Side Panels 13.5"x 43.3" & (qt-2) Standard Ramps
- 35-6369** Side Panel Set for K&L MC655R/MC625R. Black
- 35-5995** Standard Side Panel Ramps for MC655R/MC625R
30.5" x 10.5"
- 35-5996** Long Side Panel Ramps
10.24"x46.41"for MC655R/MC625R
- 35-6552L** Side Panel/Long Ramp
Set for K&L MC655R/MC625R. Increases overall deck surface width to 56.5". Includes (qt-4) Side Panels 13.5"x 43.3" & (qt-2) Long Ramps
- 35-6552W** Wide Side Panel Set for K&L MC655R/MC625R
Increases overall deck surface width to 68.5". Includes (qty-2) Long Ramps 10.24"x46.41" & (qty-4). Wide Panels 19.68"x 43.3"
- 35-6369W** Wide Side Panel Set for K&L MC655R/MC625R. Black
- 35-6542** Trike Side Panel Set. Does not include Ramp 23.5" x 13.2"
- 35-6543** Trike Wide Side Panel Set for MC655R/MC650R/MC625R
Contact Area =23.5"x19.5" Does not include Ramp
- 35-6552T** Trike Side Panel Set for MC655R/MC650R/MC625R
Increases deck surface width to 56.5". Includes (qty-2) Standard Side Panels & (qty-2) Ramps
- 35-6552TW** Wide Trike Side Panel Set for MC655R/MC650R/MC625R.
Increases deck surface width to 68.5" Includes (qty-2) Wide Side Panels & (qty-2) Long Ramps
- 35-6295** Side Panel Set for K&L MC500R/MC615R.
Increases overall deck surface width to 48"
Includes (qt-4) Standard Panels and (qt-2) Ramps
- 35-6255** Side Panel Set for K&L MC500R/MC615R. Black




**13.5" STD PANELS
35-6552** **19.68" WIDE PANELS
35-6552W**



**TRIKE STD PANELS
35-6542** **TRIKE WIDE PANELS
35-6543**



35-6543




**STANDARD SIDE PANEL BLACK
35-6369**



**WIDE SIDE PANEL BLACK
35-6369W**

35-6374



**RED HEAVY DUTY TIE-DOWNS
36-6611**



**BLACK HEAVY DUTY TIE-DOWNS
36-6609**

K&L LIFT/WORK STAND ACCESSORY BRACKET

Work Stand Accessory Bracket Eliminates the need for any of the Park Tool mounting brackets. This Bracket slides into any K&L Lift with a square slot in the Lift platform! It is also designed to mount the K&L Gas/Fan Caddy (P/N:35-8166) to any K&L Lift!

35-0181 K&L Lift/Work Stand Accessory Bracket

THE K&L ACCESSORY BRACKET WITH THE WORK STAND IS PERFECT FOR JOBS LIKE INSTALLING FORK SEALS!



PARK TOOL WORK STAND

The Work Stand is designed to safely and securely hold odd shaped components such as fork stanchions, sliders, carbs, rear shocks, pistons, etc. The 360° rotation of the clamp makes servicing from all angles a breeze. These Work stands feature adjustable clamping pressure for components up to 4 inches (100mm) in diameter. Non-marring, replaceable jaw inserts provide a firm grip on items up to 80 lbs.

35-5997 PRS-3MLB Work Stand. Height Adjusts from 50 to 60 " Includes aluminum tool tray. **NOTE: BASE NOT INCLUDED.**


35-5998 Floor Plate for 35-5997. Allows it to not be mounted to the floor.

35-5999 Floor Plate for 35-5997. Allows stand to be mounted to any flat surface. **WILL NOT CONVERT PRS-3MLB TO A FREESTANDING UNIT.**

35-5000 PRS-4M Bench Mounted Work Stand. Attaches easily to any flat surface. **(FASTENERS NOT INCLUDED)**

35-4999 PRS-4WM Wall Mounted Work Stand. Designed to easily mount to any post or wall stud. **(FASTENERS NOT INCLUDED)**

35-4990 Replacement Jaw Covers for all work stands shown (Sold in pairs)



K&L "FIXED" AUXILIARY GAS & FAN CADDY

This tool offers mobility by centralizing all required tools on one easy to use fixture and now features an additional shelf for increased storage. Constructed of square tubing, the height is adjustable up to 68" with hooks to attach gauges and fuel bottles. The stand is finished in blue powder coat and Zinc Plated.

35-8166 "Fixed" Gas/Fan Caddy (FITS INTO 35-0181 LIFT BRACKET)


35-0181 Lift Accessory Bracket

35-8188 Flat Accessory Tray (MOUNTS TO 35-8166 GAS/FAN CADDY)

35-2373 "Fixed" Gas/Fan Caddy Kit: (INCLUDES: QTY-1 35-8166, QTY-1 35-0181 & QTY-1 35-8188)



35-8188
FLAT TRAY
*EQUIPMENT SHOWN
NOT INCLUDED*



THE K&L LIFT/WORKSTAND ADAPTER SLIDES INTO ANY K&L LIFT THAT HAS THE SQUARE HOLES IN THE PLATFORM AND LOCKS WITH THE BOLTS (PROVIDED).

K&L MC465 - UTV / TRIKE JACK

The wide footprint offers the stability you need when working on these units and keeps the weight centered, an important safety consideration.



NOTE: DO NOT USE AIR/IMPACT GUNS TO RAISE AND LOWER THE MC465

- 37-8787 K&L MC465 UTV Jack
- 36-9829 Replacement Rubber Pad
- 37-8002 Replacement Thrust Bearing for Jack
- 37-8788 MC465 UTV Jack Rebuild Kit
- 37-9889 Socket for All K&L Jacks

MC465 DIMENSIONS:

- Max Load Capacity = 1100 lbs
- Minimum Height = 3.5"
- Maximum Height = 13"
- Length = 23"
- Width = 5.5"
- Base Width: 12.5"
- Footprint = 4 ft & clears the drop panel width



37-8787



37-8788



37-9889 WITH 1/2" DRIVE

H-D® TRIKE ADAPTER SET FOR MC465 JACK

37-8794 H-D Trike Adapter For '09-12 Tri-Glide Ultra Classic Models



37-8794



37-8794



EQUIPMENT & TOOLS

HARD PARTS

CARB & FUEL

IGNITION/ELECTRICAL

CONTROL

K&L MC455 FAT JACK & MC464 FAT JACK DOLLY

The MC455 Fat Jack is a wide version of our popular MC450 Center Jack, MC464 Fat Jack Dolly works with the MC455. Casters let you move bikes easily, with the stability you need.



NOTE: DO NOT USE AIR/IMPACT GUNS TO RAISE AND LOWER THE MC455

- 37-8660 K&L MC455 Fat Jack
- 37-8662 Fat Jack Rubber Pad
- 37-8663 Fat Jack Riser Adapters
- 37-9694 K&L MC464 Fat Jack Dolly
- 37-9162 MC455 Fat Jack Repair Kit
- 37-8002 Replacement Thrust Bearing for Jack
- 37-9889 Socket for All K&L Jacks

DIMENSIONS:

- 16"(405mm) Length x 10"(255mm) Width.
- Minimum Height: 3-1/2"
- Maximum Height: 13"(330mm). Base Width: 14"(355mm)
- Maximum Weight: 1100 lbs (Fat Jack only, Dolly holds up to 800lbs)




37-8660 & 37-9694



37-8660

SUSPENSION

ACCESSORIES



37-8662 RUBBER NON-SKID PAD ALSO SOLD SEPARATELY



37-8660



37-9694



37-9694

MARINE

AUTOMOTIVE

K&L MC450 CENTER JACK

This easy to use scissor jack is the answer for raising bikes and ATV's, add our post adapter kit for even more flexibility. UPS shippable.


NOTE: DO NOT USE AIR/IMPACT GUNS TO RAISE AND LOWER THE MC450

- 37-9841 K&L MC450 Center Jack
- 37-9847 MC450 Center Jack with Pad
- 36-9830 MC450 Rubber Non-Skid Pad-(Optional)
- 37-9534 K&L Sport Jack Adapter for MC450
- 37-9888 Post Adapter Kit for MC450 Center Jack
- 37-9134 MC450 Repair Kit-Fit's MC450's mfg. from 1999 on
- 37-9135 MC450 Retro Fit Repair Kit-Fit's MC450's mfg. before 1999
- 37-9889 Socket for All K&L Jacks
- 37-8002 Replacement Thrust Bearing for Jack

MC450 DIMENSIONS:

- 16" (405mm) Length x 5-1/2" (135mm) Width.
- Minimum Height = 3-1/2"
- Maximum Height = 13" (330mm)
- Base Width: 14" (35mm)
- Maximum Weight: 1100 lbs.

**OPTIONAL RUBBER PAD 36-9830
OR SOLD TOGETHER 37-9847**



JACK REPAIR KIT



**37-8002
REPLACEMENT THRUST BEARING SET**




**37-9889
WITH 1/2" DRIVE**



37-9847

MC450 CENTER JACK ADAPTERS POST ADAPTER KIT

37-9888 MC450 Adapter Kit



K&L MC440 - MINI JACK


The MC440 is a smaller sized version of our popular MC450 Center Jack. It is designed to work with our MC620 - Lifting Arm Kit allows you to securely raise the bike being serviced.

NOTE: DO NOT USE AIR/IMPACT GUNS TO RAISE AND LOWER THE MC440


- 37-9743 K&L MC440 Mini Jack
- 36-9742 Rubber Pad for MC440
- 37-9744 Rubber Top Plate for MC440 (adjustable)
- 37-8002 Replacement Thrust Bearing for Jack
- 37-9741 MC440 Mini Jack Rebuild Kit

DIMENSIONS:

- Max Load Capacity = 1000 lbs
- Minimum Height = 3.375"
- Maximum Height = 9"
- Length = 10.25"
- Width = 5.25"




**37-9744
ADJUSTABLE TOP PLATE**



37-9743

**36-9742
RUBBER PAD ALSO
SOLD SEPARATELY**



LOW RIDING RAMP

Raises front or rear wheel 3" giving proper height clearance when lifting any lowered motorcycle up onto floor style lifts.

35-0808 Low Riding Ramp



ROLLASTAND

The answer to bikes without centerstands! Works great for front or rear wheels; makes chain and belt maintenance easier. Just roll your bike onto the stand and place on its kickstand.

37-2240 Rollastand



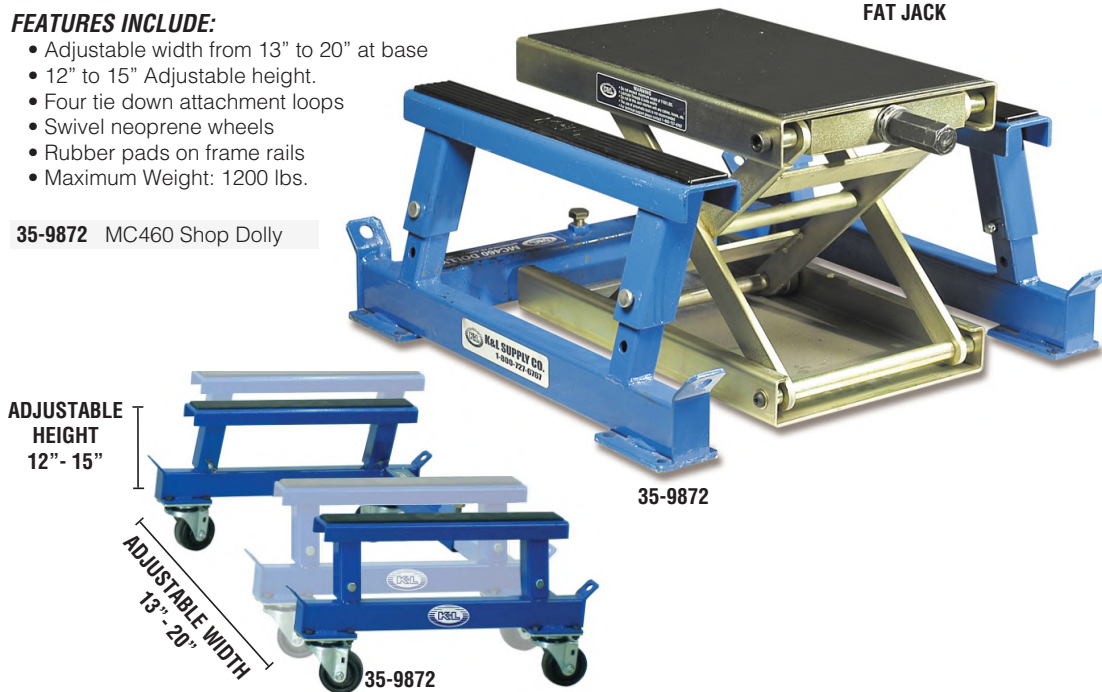
K&L MC460 SHOP DOLLY

The MC460 Shop Dolly allows bikes to be easily moved around the shop. The MC460 works with the MC 450 & MC455 center jacks and our MC550 MultiLift.

FEATURES INCLUDE:

- Adjustable width from 13" to 20" at base
- 12" to 15" Adjustable height.
- Four tie down attachment loops
- Swivel neoprene wheels
- Rubber pads on frame rails
- Maximum Weight: 1200 lbs.

35-9872 MC460 Shop Dolly




37-8660
FAT JACK



K&L MC15R CYCLE DOCK

The MC15R Cycle Dock self locking clamp allows one person to load and unload a motorcycle in a trailer, pickup truck or on a service lift. The pivot mechanism uses the weight of the bike to hold itself upright, leaving your hands free to secure the bike. Use the supplied mounting rails to mount the Dock into a trailer or pickup truck. The rails mount to the deck so you can slide the Dock out freeing up your truck or trailer for other uses. The kit includes two mounting rails. Sold Each.

NOTE: TIE-DOWNS RECOMMENDED BUT NOT INCLUDED. PATENTS: 6,575,310 & 6,935,619



- 36-4090** K&L MC15R Cycle Dock
- 37-0311** Replacement Rocker Pin
- 36-0308** MC12 Tie-Down Support Bar
- 35-0328** Mounting Rails for Lift Extension. **HARDWARE NOT INCLUDED**
- 35-4041** Narrow Rocker for MC10R/MC15R Chuck




MC475 DIRT BIKE LIFT

Our MC475 lets you do one-armed push-ups, with a Dirtbike! The unique deck cutout helps you perform fluid changes as well as routine maintenance. A single arm is provided for leverage, after the bike is raised, it is easily removed to increase access around the lift. Stop putting your foot down, the MC475 is here!

35-6364 MC475 Dirt Bike Lift

FEATURES

- 11" minimum height
- 15" maximum raised height
- Deck is 11" x 15", with 6" x 5" cutout
- 400 lb max weight rating



**MC475
DIRTBIKE LIFT
35-6364**



K&L MC35 SINGLE SIDED SWINGARM STAND

This swingarm stand can be used on either left or right side wheel.

WHEEL PINS MUST BE PURCHASED SEPARATELY

37-9683 K&L MC35 Single Sided Swingarm Stand

MC35 ADAPTER SET & REPLACEMENTS

- 37-9768** MC35 Adapter Set
- 37-9712** MC35 Main Shaft And Quick Stop
- 37-9713** MC35 Honda Adapter 28.5mm
- 37-9714** MC35 Honda Adapter 31.5mm
- 37-9715** MC35 BMW Adapter 30.75mm
- 37-9717** MC35 BMW Adapter 53mm
- 37-9718** MC35 Ducati Adapter 41mm
- 37-9767** MC35 MV Augusta 43mm

DUCATI WHEEL PINS

- 35-0883** Ducati LH Side Wheel Pins (Early Models)
- 35-0876** Ducati RH Side Wheel Pins (Early Models)



35-0876

35-0883



37-9768



37-9683



37-9683



37-9689

37-8795

37-9689

37-8795

K&L MC40 UNIVERSAL FRONT WHEEL STAND

The MC40 heavy duty front end stand from K&L Supply features a pendulum type design which keeps the adapters in place every time you use it. Handle is removable and the adapters are adjustable from side to side for a more universal fit.

37-9689 K&L MC40 Universal Front Wheel Stand

K&L MC45 UNIVERSAL SWINGARM STAND


Our MC45 heavy duty universal swingarm stand comes with fully adjustable adapters, and accommodates both spool and swingarm designs. The MC45 gives great stability in use; the removable handle allows freedom of movement after the bike is raised.

37-8795 K&L MC45 Universal Swingarm Stand


K&L LIFTING ARM KITS

The K&L Lifting Arm kit lets you safely raise the front or rear end with the bike firmly secured to the lift deck, making suspension, brake, and wheel services faster and easier than traditional methods. Kit consists of one Lifting Arm Base and one set of Lifting Arms.


- 35-9256** K&L Lifting Arm/Base Set- Includes 35-9820 Base and Arm Set (with 24mm Adapter) for MC500R/MC615R Lifts
- 35-9257** K&L Lifting Arm/Base Set- Includes 35-9848 Base and Arm Set (with 24mm Adapter) for MC625R/650R/655R Lifts
- 35-9820** K&L Lifting Arm Base for MC500R/MC615R
- 35-9848** K&L Lifting Arm Base for MC625R/650R/655R Lifts
- 35-9821** K&L Lifting Arm Set for Late Model Yamaha R1 and R6 (24mm Adapter Included)



FORWARD POSITION



MID POSITION



REAR POSITION



35-9821
LIFTING ARMS ONLY



BASE ONLY:
MC500R/MC615R: 35-9820
MC625R/MC650R: 35-9848



K&L LIFT-GATE


Lift-Gate allows you to suspend the end on almost any type of vehicle, including Motorcycles, Snowmobiles, PWC, and ATV's. It can be used as a stand alone unit, or in conjunction with table style lifts to handle the longer wheelbases on todays motorcycles. The unit is constructed of 1.68" tubing and features three tie down points to secure the unit being serviced. It consists of three sections, and is UPS shippable. Overall assembled height is 79.5", width at base is 33.50". Increase the versatility of your service department.

NOTE: WILL NOT WORK ON FULL DRESSED TOURING MOTORCYCLES. WINCH SOLD SEPARATELY.

- 35-9940** K&L Lift-Gate
- 35-9952** Optional Winch, Cable included
- 35-9953** Winch Cable only



35-9952



35-9940



K&L DOMINATOR

K&L DOMINATOR UTV SCISSOR LIFT

The New K&L Multipurpose UTV / Auto Lift Is a beast of a lift that is also very versatile. It has great controlled lifting power rated at 6600lbs. It can lift all Utility Vehicles, as well as Light cars and trucks. This lift is accompanied with 4 adjustable lifting arms and multiple lifting adapters to help with the unique lifting points on the underbody of these vehicles. The mobility of this lift using its front wheels and dolly system allows for easy setup inside and outside of a shop environment. Its low 5.3" lowered stance allows for vehicles to easily drive over it. This lift is CE & Iso Certified.



35-9770 - BLACK

SPECIFICATIONS

Capacity	6,600 lb.	Maximum Height	45.5"
Width	40"	Minimum Height	4.65"
Length	80"	Max Height w/ Adapters	50"




K&L DOMINATOR LOW PROFILE / EXTRA EXTENDED SERVICE JACK

1.5-ton capacity. Extra Extended / Low-Profile side frames designed for long reach under the car chassis. Specially designed to reach mid-engine chassis like late model Honda, Acura & European Cars. Innovative design of the "K&L Dominator" offers a quick lift for professional performance. Wide stance and low center of gravity provides optimum stability under load stress. Universal joint release mechanism provides precision control of load descent in any handle position. Exclusive designed breather plug eliminates air in the hydraulic system, optimizing jack performance



35-9775- BLACK/BLUE






***SERVICE CENTER
SECTION-2***

TIRE CHANGERS / BALANCERS / ETC.

SERVICE CENTER

MEET YOUR NEW PARTNER IN PROFIT

The K&L MC900 Deluxe Tire Machine with Power Assist Arm is the ultimate machine designed to handle even the toughest Motorcycle, Automotive, ATV, UTV and Trailer Tires. The Power Assist arm is equipped with a roller arm, pressing foot and lifting disks to aid in easily mounting and demounting tires. Perfect for one person jobs, the MC900 reduces service time and allows single operators to change more tires with less effort.



3

PNEUMATIC TILTING HEAD

5

ELECTRIC TURNTABLE

2

ROLLER ARM

4

PRESSING FOOT


1

BEAD BREAKER

6

LIFTING DISK

1




BEAD BREAKER WITH PAD

5,500 lbs. of pressure easily breaks tough tire beads from the rim

Proprietary Bead Breaker pad clears rotors and pulleys

2




ROLLER ARM

Mount tires without the bead head to eliminate wheel damage

Allows for easy tire lubrication
Assists with mounting and demounting

3




PNEUMATIC TILTING BEAD HEAD TOWER

Adjustable and easily locks/unlocks with the push of a button

Ensures accurate bead head placement every time

Tilts out of the way to easily mount and demount tires

4



PRESSING FOOT

Easily flexes stiff sidewalls into drop center position

Makes mounting and demounting tires a breeze

Presses rim to ensure tight clamping

5




ELECTRIC TURNTABLE W/ADJUSTABLE JAWS

Self-centering clamping jaws
2 sets of jaws for automotive, motorcycle, ATV/UTV tires

Turn Table provides more torque at lower RPMs for precise control

Plastic covers prevent rim damage

6



LOWER BEAD LIFTING DISK

Used to unseat stubborn lower beads

Elevates tires for tool placement

SPECIFICATIONS:

- Motorcycle / ATV / UTV Wheel Diameter: 6.5" - 26"
- Automotive Wheel Diameter: Outside Clamping: 10" - 20"
Inside Clamping: 12" - 23"
- Maximum Tire Width: 12"
- Maximum Wheel Diameter: 44"
- Weight: 860 LBS.

35-9923 **BLUE** MC900 with Power Assist Arm

35-9965 **RED** MC900 with Power Assist Arm

Additional features include a large air tank and air gauge for re-inflating tires, blast inflator to help seat bead, and multiple accessories.

THE MC900 IS A HIGH QUALITY, HIGH VOLUME TIRE CHANGER WITHOUT THE HIGH PRICE TAG.



QUICKLY DEMOUNT EVEN THE TOUGHEST TIRES WITH LESS EFFORT

The MC900 Deluxe Tire Machine with the Leverless Tower is the ultimate Tire Machine for even the toughest Motorcycle, Automotive, ATV, UTV and Trailer tires. The Leverless Tower eliminates traditional tire tools that can mar the surface due to tough tire applications and operator error. This ensures a smooth demounting process, flexing the bead just enough for removal. Works with most types of tires, including run flat, high profile, and motorcycle tires with tubes. Comes complete with Quick Release attachment. (Leverless feature only works with rims 3" or wider).


- 35-9922** BLUE MC900 Combo with Leverless Tower & Power Assist Arm
- 35-9966** RED MC900 Combo with Leverless Tower & Power Assist Arm
- 35-9951** Leverless Tower Only (Will only mount to the MC900)



ELIMINATES TIRE LEVERS, ENSURES SMOOTH DEMOUNT & PREVENTS MARRING



THE LEVERLESS TOWER ATTACHED TO MC900 TIRE CHANGER COMBO



CLEARs LARGER PULLEYS

PULLEY SPACER ADAPTER

3/4" spacer adapter allows for proper clearance for offset pulleys. Adapter works on K&L MC900 and MC680 Tire Machines. Also works on Coats RC150 and RC200.

(INCLUDES 4 MOUNTING BLOCKS ONLY)

- 37-93940** Pulley Spacer Adapter

37-93940

MC900 REPLACEMENT PARTS

- 35-8040** Leverless plastic protector
- 35-8041** Leverless plastic tire iron
- 35-8042** MC900 Bead roller
- 35-8044** MC900 Pressing foot
- 35-8045** MC900 Lifting disk.
- 35-9964** Motorcycle/ATV Jaws MC900
- 35-9963** K&L MC900 New Style Jaws
- 35-8024** Quick Release Adapter MC680/MC900
- 35-33011** MC900 Bead Breaker Blade Cover
- 35-3185** MC680/MC900 Clip in Plastic Protector
- 35-2784** MC680/MC900 Demount Tail Protector
- 35-2781** MC680/MC900 Nylon Protector Jaws Ea.
- 35-33010** MC900 Automotive Clamp Protector
- 35-3205** MC680/MC900 ATV Protector
- 35-33051** MC900 Base Plate Protector Old
- 35-2350** MC900 Nylon Bead Head Complete
- 35-2351** Replacement Nylon Head Only



EQUIPMENT & TOOLS

HARD PARTS

CARB & FUEL

IGNITION/ELECTRICAL

CONTROL

SUSPENSION

ACCESSORIES

MARINE

AUTOMOTIVE

K&L MC680 TIRE CHANGER

This machine is specially designed for motorcycle tire-changing, and is an affordable solution to shops requiring a powered tire machine. **THIS MACHINE CARRIES A ONE YEAR, PARTS ONLY WARRANTY.**

SPECIFICATIONS:

- Motor: 1.5 HP
- Air Requirement: 115-145 PSI
- Wheel Diameter: 6"-24" (12"-30" with adapter)
- Tire Width: 2"-10"
- Weight: 470 LBS



Certified UL Certified

37-9998 K&L MC680 Tire Changer - **BLUE**

37-9041 K&L MC680 Tire Changer - **RED**

MC680 TIRE CHANGER SPARE PARTS AND ACCESSORIES

35-2713	Jaw Clamp Pin
35-2714	Jaw Clamp Pin Knob
35-2715	Tire Iron
35-2716	Regulator 90° fitting
35-2718	Pedal
35-2720	Hex Bar Spring
35-2724	Air Cylinder Touch Fitting
35-2742	Boomarm Knob
35-2743	Tee (Regulator)
35-2744	Double Banjo Bolt
35-2746	Air Fitting Valve (for Pedal)
35-2779	Bead Head
35-8024	Quick Release Adapter MC680/MC900
35-2780	Spring
35-2781	Nylon Protector (Jaws)
35-2782	Cylinder (Turn Table)
35-2783	Filler Nozzle w/ Gauge, Handle & Hose Clip
35-2784	Bead Head Plastic Protector #2
35-2785	Small Bead Head
35-2786	Bead Head Plastic Protector #1
35-2787	Hex Bar Cap
35-2788	Air Filler Hose (Gauge to Regulator)
35-2789	M/C, ATV Clamp Base
37-9399	ATV Jaw set
35-2864	Metal Jaw Protector Base Plate
35-2866	Jaw Protector Screw
35-2870	Jaw Protector Nut
35-3245	MC Clamp Set (EA)
35-3246	MC680/MC900 Bead Head (Complete)
35-3013	Clamp Nut ATV Jaw
35-3208	Clamp Washer 10mm
35-3198	ATV Upper Jaw
35-3202	ATV Plastic Base Pad
35-3205	ATV Upper Jaw Protector (EA)
35-2790	Belt
35-2791	Regulators
35-2800	Bead Breaker Pad
35-2815	Turn Table Switch
35-2817	Motor
35-2820	Roller Bolt
35-2835	Bead Breaker Shoe Plastic Protector
35-2850	Open Nut
35-3031	Bead Breaker Assy
35-3033	Oil Cup
35-3036	Water Cup
35-3135	Lube Bucket
35-3185	Clip in Plastic Protector
37-9393	30" Wheel Adapter Set
37-93940	Pulley (Riser) Spacer Adapter
35-8024	Quick Release Adapter

35-2197	Complete Nylon Bead Head
35-2198	Replacement Nylon Head
35-3558	6mm Air Line 3'
35-3559	8mm Air Line 3'
35-2708	Small Bead Head Plastic Protector

MC680 TIRE CHANGER SPARE PARTS


35-2783	35-3245	37-9998		
35-3246 (COMPLETE BEAD HEAD)	35-2779 (METAL PIECE ONLY)			
35-2784	35-3185	35-2786	35-3229	35-2781
35-2789 (METAL PIECE ONLY)	35-2713 PIN 35-2714 KNOB	30" Wheel Adapter Set	35-3033 OIL CUP	35-3198
35-3202	35-3205	37-9399	35-3036 WATER CUP	35-3036
35-2791 REGULATOR ASSEMBLY	35-2780	35-3135 LUBE BUCKET	35-2835	35-3160 6MM HOSE (PRE 2015)
35-3225 8MM HOSE (AFTER 2015)	35-2850 OPEN NUT	35-2790	35-2815	35-2817



K&L STRONGARM II

The Strongarm II gives you the edge you need when changing new generation tires. Touring and Police bikes have extremely stiff sidewalls; making tire manipulation difficult even after the bead is broken. The Strongarm II uses air pressure to assist holding the tire's bead in the drop center of the wheel, even while the turntable is revolving. The Strongarm II mounting system is designed to work with most popular tire machines, and helps to keep tire changes a one-person job.

- 37-2899** K&L Strongarm-II Kit - Includes: 1/ea. Strongarm-II plus the following:35-0026, 35-0178, 35-2892 & Qty-2 of 35-2488
- 35-0178** 1/4" Extruded "T" Air Fitting
- 35-0026** K&L Strongarm II Foot
- 35-2892** 30" Pneumatic hose
- 35-2488** Quick Disconnect brass fitting
- 35-2889** 5/32" Replacement Hose (#628) 80" length.
NOTE: QTY-2 NEEDED
- 35-2890** 1/4" Replacement Hose (#629) 80" length.
NOTE: QTY-1 NEEDED
- 35-0083** Air Valve For Strongarm II (#620)
- 37-9997** K&L Strongarm-II Kit / MC680 Tire Changer - **BLUE** "Combo Kit" - Weight: 592lbs
- 37-9995** K&L Strongarm-II Kit / MC680 Tire Changer - **RED** "Combo Kit" - Weight: 592lbs



STRONGARM-II FITS 85% OF TIRE MACHINES ON THE MARKET!



37-2899 STRONGARM-II "KIT"



37-9995 RED "COMBO KIT"



37-9997 BLUE "COMBO KIT"

EQUIPMENT & TOOLS

HARD PARTS

CARB & FUEL

IGNITION/ELECTRICAL

CONTROL

SUSPENSION

ACCESSORIES

MARINE

AUTOMOTIVE

Coats

RC200 TIRE CHANGER

Designed to handle wide wheels without damaging them. Features rim clamps that provide extra clearance for sprockets and your choice of three optimized positions. Handles rims from 6" to 23" diameter. Sculpted bead loosening system has two positions: one for wide (up to 330 series) tires and one for narrow tires. Robo-Arm provides extra power for flexing stiff sidewalls without damaging the tire or rim. It works better than an extra pair of hands! Reduced gear ratio turntable gives operator more torque at lower RPMs for more precise control. The RC200 provides complete protection for expensive, delicate wheels. **MADE IN U.S.A.**

- 37-9027 Coats RC200 Tire Changer
- 35-9672 Plastic Jaw Protector-Fits RC50/RC100/RC200. Sold Each.
- 37-9051 Bead (Duck) Head RC100/RC200
- 37-9053 Plastic Protector For Bead Breaker Shoe. 2/pk.
- 37-9054* Lift Tool Sock. 10/pk.
**NOTE: FITS ALL COATS MACHINES LISTED*
- 37-9055 Mount Booties 25/pk
- 37-9058 Clamp Cover for 9010/9024 clamps
- 37-9061 ATV Riser for RC100
- 37-9062 Drop Center Tool Aid
- 37-9330 Mounting Head Plastic Insert Sold Each.



37-9027

Coats

RC150 TIRE CHANGER

The Coats RC-150 features custom engineered, three-position rim clamps that provide extra clearance for sprockets. The RC-150 can clamp rims up to 23" and work on smaller ATV rims down to 6" so you can handle virtually any wheel that rolls in. Its superior bead loosening system is optimized for motorcycle wheels with a contoured pad and two positions for wide chopper tires or narrow tires to minimize the risk of wheel damage service.

The Coats RC-150 provides outstanding wheel protection at every step. Bead loosener socks, clamp booties, and lift tool protection help prevent metal-to-metal contact that causes scratching or marring, plus the tabletop is designed to operate at slower speeds to prevent wheel damage.



37-9029

- 37-9029 Coats RC-150 Tire Changer
- 37-9053 Plastic Protector For Bead Breaker Shoe 2/pk
- 37-9054* Lift Tool Sock. 10/pk.
**NOTE: FITS ALL COATS MACHINES LISTED*

Coats RC100 TIRE CHANGER

THE RC-100 TIRE CHANGER HAS BEEN DISCONTINUED. HOWEVER, WE STILL CARRY THE PARTS TO KEEP YOU GOING!

- 35-9037 ATV Jaws-Set of 4
- 37-9330 Mounting Head Insert. Ea.
- 37-9058 Clamp Cover for 9010/9024 clamps
- 37-9051 Mount/Demount Head Ea
- 37-9328 Mounting Head Insert. 12/pk.
- 35-9672 Plastic Jaw Cover-Fits RC50,100,200. Sold Each.
- 37-9053 Plastic Protector For Bead Breaker Shoe. 2/pk.
- 37-9054* Lift Tool Sock. 10/pk.
**NOTE: FITS ALL COATS MACHINES LISTED*

Coats RC50M TIRE CHANGER

THE RC-50M MANUAL TIRE CHANGER HAS BEEN DISCONTINUED. HOWEVER, WE STILL CARRY THE PARTS TO KEEP YOU GOING!

- 37-9450 RC-50M Manual Tire Changer
- 37-9451 Manual Bead loosener (Optional)
- 37-2899 Optional Strongarm-II
- 37-9330 Mounting Head Plastic Insert, Ea
- 35-9672 Plastic Jaw Protector-Fits RC50/RC100/RC200. Sold Each.



37-9330



35-9672



MONTY 1520M TIRE CHANGER

Manufactured by Hofmann, this top-of-the line pneumatic tire changer is designed to change all types of motorcycle and ATV tires, including difficult Harley-Davidson® belt drive rims. Dual air cylinders assure proper clamping pressure to all four jaws. The clamping jaws are designed to eliminate the additional labor involved in removing the brake disc rotor, sprocket, or drive pulley when servicing wheels. The clamps are provided with plastic protection over a metal jaw to protect rims from damage. Plastic protection is also provided in the bead head. The 1520M uses a powerful 115V motor and standard shop air to make tire changing safe and easy for 10" to 21" diameter wheels. Motorcycle adapters come standard with the 1520M, ATV Jaws are available as an option. **(PN#37-9505)**. The 1520M will change tires *and* your business, call today to learn more!

37-9570 Monty 1520M Tire Changer with Motorcycle Adapters



37-9570



37-9442

37-9620

37-9622

35-7817

MONTY 1520M & 1520EMX OPTIONAL & REPLACEMENT PARTS

- 37-9508** Replacement M/C jaws for 1520M/EMX. Sold set of 4.
- 37-9505** ATV Jaws. Allows mounting of 8" - 14" Sold set of 4.
- 37-9522** ATV Adapter for 1520M/EMX. Sold EA
- 35-9506** ATV Jaw protector for 1520M/EMX. Sold EA
- 35-9519** Motorcycle Bead head
- 35-9529** Bead Head Automotive
- 37-9620** Bead Head Insert (Duck) Protector, black. Sold each.
- 37-9641** 1520M Bead Head (Heel) Insert
- 37-9442** Late model Bead Head Insert for 1520M/EMX. Sold each.
- 37-9622** Motorcycle Jaw Replacement Cover. Sold each.
- 38-2360** Tire Bead Paste (Mounting Lubricant)
- 35-7817** Replacement Turntable Switch for 1520M series changers.*
- 37-2383** 1520M M/C Jaw Cover (Mid-2006 on)
- 35-9523** Automotive Jaw Replacement Cover. Sold each.

***NOTE: FITS 1520M ONLY. FOR S405, S425, & S455, USE PN 35-7815**

MONTY 1520EMX TIRE CHANGER

The 1520EMX is the ultimate answer to today's tough to mount tires. Based on the popular 1520M platform, the EMX version makes short work of extra stiff low profile and run flat style tires by providing an extra set of hands to help it's operator to mount and dismount tires. The power assist holds the bead in the drop center of the rim & assists with wheel mounting as well, cutting down on service time and increasing profitability in the process. If your clientele includes Touring and Police bikes, this machine is worth looking at.

37-9581 Monty 1520EMX Tire Changer with Motorcycle Adapters

37-9522 ATV Jaw **EACH**

37-9505 ATV Jaw **SET**

37-9508 Motorcycle Jaw **SET**



37-9522



37-9505



37-9508



37-9581

MONTY MH310 EASYMONT POWER ASSIST

Provides an extra set of hands to aid operator mount and dismount extra stiff low profile and run flat style tires. Holds the bead and assists with rim clamping, allows easy mounting of upper bead. Air powered. Convert your 1520M to an EMX version. (See 37-9581 shown above)

37-9571 MH310 Adapter. **(NEEDED TO CONVERT 1520M TO 1520 EMX.)**

37-9578 MH310 Easymont. Fits Monty 1520M. (37-9570)



37-9578

EQUIPMENT & TOOLS

HARD PARTS

CARB & FUEL

IGNITION/ELECTRICAL

CONTROL

SUSPENSION

ACCESSORIES

MARINE

AUTOMOTIVE



MONTY 425 REPLACEMENT PARTS



Replacement parts only.

***IMPORTANT NOTE: STYLE OF BEAD HEAD PLASTIC INSERT NEEDED WILL DEPEND ON ORIGINAL DATE OF EQUIPMENT PURCHASE.**

S425 PARTS

- 35-9524** Rim Jaws For S425, pk/4.
- 35-8626** *Bead Head Insert (Duck) Protector, black. Sold each. Not interchangeable with **37-9541**.
- 37-9541** *Bead Head Insert (Duck) Protector, white. (same as **37-9550**) Not interchangeable with **35-8626**. Sold pk/10
- 37-9550** *Bead Head Insert (Duck) Protector, white. (same as **37-9541**) Not interchangeable with **35-8626**. Sold pair.
- 35-9509** Protective Plastic Cover for Tire Lever. Sold each.
- 37-9626** Dirt Bike Clamps-Designed to clear the knobbies on dirt bike tires. Sold set of 4.
- 37-9539** Plastic Clamp Protector Set-Standard size replacement clamp protectors. Pad only. Sold set of 4. (flat)
- 37-9586** Plastic Clamp Protector Set-Standard size replacement clamp protectors. Pad only. Sold set of 8. (flat)
- 38-2360** Tire Bead Paste. Used for sealing sidewall of tire to rim. Sold 1 gallon bucket.
- 35-7815** Replacement Turntable Switch (forward/reverse)


NOTE: SWITCH FITS S405, S425, & S455 ONLY. FOR 1520M, USE 35-7817.



EZ CLAMP MOTORCYCLE CLAMPING ADAPTER

Add versatility to your tire changer with the Easy Clamp Adapter. The clamping range of 5" to 23" can change ATV and motorcycle wheels. Fits most late model four jaw tire changers, including Coats, Corghi, Cemb and All Tool.

- 35-9002** EZ Clamp Motorcycle Clamping Adapter



Harley-Davidson® Belt Drive Wheel

Easy Clamp Adapter



MONTY S405 & S455 REPLACEMENT PARTS

Replacement parts only.

***IMPORTANT NOTE: STYLE OF BEAD HEAD PLASTIC INSERT NEEDED WILL DEPEND ON ORIGINAL DATE OF EQUIPMENT PURCHASE.**

S455 TIRE CHANGER PARTS

- 35-9528** Motorcycle Adapters Set of 4
- 35-9366** *Bead Head Insert (Duck) Protector, black. Sold each
- 35-9501** ATV Adapters Set of 4

S405 TIRE CHANGER PARTS

- 35-9501** ATV Adapters Set of 4
- 35-9528** Motorcycle Adapters Set of 4. (replacement jaws)
- 35-9036** *Bead Head Insert (Duck) Protector, black. Sold each
- 35-9021** *Bead Head Insert (Duck) Protector, black. Sold each
- 35-9509** Protective Plastic Cover for Tire Lever. Sold each.
- 35-9504** Jaw Protector Insert Piece. Small oval shaped pad presses into the "cleat" of M/C and ATV Jaws. (Two per Cleat) Sold each
- 35-7815** Replacement Turntable Switch (forward/reverse) *
- 35-8105** Replacement Pressure Regulator Gauge only
- 35-8118** Replacement 90° Union Fitting for tabletop pneumatic cylinder
- 35-8119** Replacement Straight Union Fitting for tabletop pneumatic cylinder

NOTE: THIS SWITCH FITS S405, S425, & S455 ONLY. FOR 1520M, USE 35-7817



MOTION PRO TIRE STATION

Combine with your air tank to make the ultimate tire changing station. Works with 5 to 10 gallon air tanks (14.5" to 24.5" in length & 9" to 12.75" in diameter). It can be used with or without air tank installed. Durable steel construction with a blue powder coated finish. The perfect pit accessory. **Made in the U.S.A.**



37-8830 Motion Pro Tire Station

TECH TIRE REPAIR STAND & ACCESSORIES

- 35-9942** Tire Spreader only
- 35-8473** Tire Marking Crayon, pk/12
- 35-9941** Tire Buffing Wheel with arbor




GAITHER BEAD BAZOOKA

This BEAD BAZOOKA® represents the next generation of the most powerful tire bead seating tool in the world. With its new patent pending 2" MIS valve, the Tommy Gun release can deliver more power than the original from the same small, easy-to-handle, lightweight tank. In addition, the two-handle design provides even more comfort and control, which improves safety and accuracy.

The BEAD BAZOOKA® with the Tommy Gun release handle is also more reliable. Unlike its predecessor, this BEAD BAZOOKA® is 100% serviceable. That means that nearly every component is completely replaceable, increasing its operational lifespan. Because of this, every BEAD BAZOOKA® sold comes with a 3-year warranty.

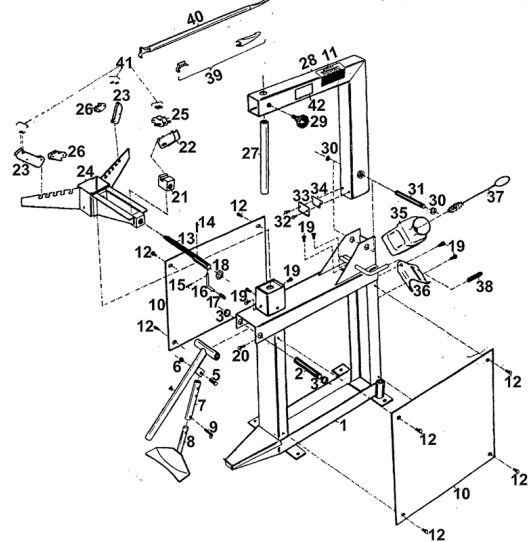
Each model is intended for different tire sizes.

- 35-5622** 3 Liters
- 35-5623** 6 Liters
- 35-5624** 9 Liters
- 35-5625** Optional Wall Mount



COATS 220 REPLACEMENT PARTS

K&L P/N	DESCRIPTION
37-9776	29 Locking Knob
37-9842	24 Table top
37-9843	21 Slotted nut for clamp
37-9844	13 Rim clamp adjustment screw
37-9845	14 Roll pin for clamp screw
37-9846	18 Bushing for screw
37-9849	16 Handle
37-9852	15 Roll pin for screw handle
37-9853	22 Motorcycle rim clamp-sold each (Wide)
37-9854	23 Motorcycle rim clamp-sold each (Narrow)
37-9864	41 Motorcycle rim clamp protector set-(6)
37-9873	25 ATV rim clamp (Wide)
37-9874	26 ATV rim clamp (Narrow)
37-9839	39 Tire iron protectors-sold in pairs
37-9850	35 Lube Bucket only. (without bracket or hardware)
37-9851	36 Bracket for Lube Bucket only (no hardware)



K&L MC116 DELUXE TIRE BEAD BREAKER

Innovative design protects discs, sprockets, and pulleys from damage. Effective and easy to use. Fully adjustable to fit any size rim/tire combination. Heavy-duty steel construction with rubber covered platforms.

37-9076 K&L MC116 Deluxe Tire Bead Breaker



EQUIPMENT & TOOLS

HARD PARTS

CARB & FUEL

IGNITION/ELECTRICAL

CONTROL

SUSPENSION

ACCESSORIES

MARINE

AUTOMOTIVE

THE K&L "ALL-IN-ONE" - TIRE BEAD STARTER

THE ALL-IN-ONE answer to stubborn street and ATV tires, this simple to use tool is a safe and effective way to get beads started and seated. Whether you are mounting the new Ultra-Wide 300 series rubber, or doing battle with ATV rim/tire packages, the Bead Starter puts you in charge. The linked straps apply even seating pressure to tire beads without compressed air, making it portable for on-the-go use. Make room for our Tire Bead Starter in your shop today.



35-9016 Tire Bead Starter



SEATS



BEADS



EXPANDS

"CHEETAH CH-5" TIRE BEAD SEATER

5-gallon Bead Seater with ASME certified tank for commercial use on ATV and motorcycle tires. Seats tire beads easily.

SPECIFICATIONS:

- 18" Wide x 22" & Length x 11" Height
- 23 lbs

35-9903 Tire Bead Seater



TIRE BEADER DONUT TYPE

This solid rubber donut goes between tire and rim. As tire is inflated, the opposite bead (lip of tire) will seat, then the side of the rim with the rubber donut will begin to seat, pushing the rubber donut off the rim. Ideal for low profile tires, radial tires and safety rims. Sold each.

35-5211 16 - 17" Tires

35-5212 18 - 19" Tires



35-5211

TIRE BEAD EXPANDER

Slips easily over tire. To use, draw strap tight and lock with two rings, apply air pressure. Beads will seal against rim with air pressure. Tough red nylon cover, neoprene inner tube.

35-8889 Tire Bead Expander



TIRE TAMER

Revolutionary new tool holds the bead away from rim for easy valve stem, rim lock and tube installation. **NO MORE SKINNED KNUCKLES.**

35-9264 Tire Tamer



K&L CLAW BEAD ASSIST

Rubber coating protects wheels from scratches during the mounting process. Solid steel construction under the coating will not bend or break like other models. Locks onto the flange of the wheel during the mounting process in order to eliminate the need to stand on the tire or use multiple bars. This item is great for all types of wheels, including motorcycle, ATV,UTV etc.

35-8241 K&L Claw Bead Assist Standard (Yellow)

35-8244 K&L Claw Bead Assist Wide (Blue)



MOTION PRO BEAD BUDDY-2

New and improved design of the original Bead Buddy. Durable 6061 aluminum construction with blue anodized finish. Used to push the tire bead down into the drop center of the rim on off-road wheels while using tire tools to change tires. Hooks over spoke and pushes bead down on opposite side of tire from tire irons. Patent pending. **Sold each**

35-8829 Motion Pro Bead Buddy-2



TIRE SAFETY CAGE

An important piece of safety equipment that no shop should be without. This cage protects technicians & helps contain debris resulting from tire or bead failure, and is especially useful while servicing hard-to-seat ATV tires. Sold each.

37-8483 Tire Safety Cage



BALL FOOT CHUCK

Sold each.

35-7753 Standard tire filler Chuck

35-7841 Ball Foot Chuck with safety clip



K&L DELUXE SHOP APRON

Made of quality Black cloth with the K&L logo imprinted in White on the front. It features a pen pocket and two 6"x 7" pockets

39-8809 K&L Deluxe Shop Apron



MECHANIC'S GLOVES

Latex-free, nitrile gloves. Hand protection when working around chemicals in the shop.

FEATURES INCLUDE:

- Textured grip
- Powder-free
- Non-sterile
- Ambidextrous
- Sold box/100.

39-4991 Mechanic's Gloves. (Large)



BLACK NITRILE GLOVES

Provides a protective barrier against dirt, grime, oil, chemicals and solvents

- Textured fingertips for better grip
- Comfortable fit and feel
- Powder/latex free
- Use for food processing, janitorial, painting, maintenance and light shop work
- 100 Gloves per box
- 3.5 mil

39-4992 Black Nitrile Gloves (Medium)

39-4994 Black Nitrile Gloves (Large)

39-4996 Black Nitrile Gloves (X-Large)



TREAD DEPTH GAUGE

Accurately displays depth of tire tread. Calibrated from 0 - 1" in 1/32 inch increments. **Made in the U.S.A.**

35-9105 Tire Tread Depth Gauge



SHOP TUBELESS TIRE REPAIR KIT #880

Includes: (qt 12) #250 and (qt 12) #251 Uni-Seal Repairs, one each of #760 Can of Chemical Vulcanizing Fluid, #915 Spiral Probe and Cementing Tool, #935 Combo Buffer and Stitcher, Aerosol Rub-O-Matic rubber cleaner #704A, Uni-Seal Cutter #261, and Scraping Tool #933.

NOTE-#260 UNI-SEAL CUTTER, FOR USE WITH #250 REPAIRS IS NO LONGER AVAILABLE AND IS NOT INCLUDED IN THIS KIT. ORDER #RH-635-P CUTTER UNDER PART NUMBER 35-9950.

35-9958 Shop Tubeless Tire Repair Kit #880



35-9958

TIRE LUBRICANT & ACCESSORIES

- 35-9960** Chemical Vulcanizing Fluid #760
- 35-9968** Tire lubricant concentrate, mixed with water makes one gallon. One pint, 475ml. with rust inhibitor.
- 35-9929** Rim Ease Rubber Lubricant. New blue formula for improved lubrication and easier mounting/dismounting. One gallon makes 3.8 liter bottle.
- 35-9928** Funnel to fit neck of 1 gal. bottle -35-9929 for easy use of swab.
- 35-9987** Tire lubricant applicator swab. Cotton. 11", 275mm in length.
- 35-9932** Tire lubricant applicator swab. Cotton. 15", 375mm in length. For use with 35-9928 and 35-9929.
- 35-9938** Rub-O-Matic rubber cleaner one qt 945ml can.
- 35-9959** Aerosol Rub-O-Matic rubber cleaner, 16 oz. #704A.
- 35-9930** Security Coat Inner Liner Sealant, 16 oz. #738 Used to seal exposed inner liner where overbuffs, and thin or porous conditions can result in tire pressure loss after installing a Uni-Seal or other repair. Cheap insurance to prevent costly and time consuming come-backs
- 35-1915** Angled Tire Lube Brush



35-9960

35-9968

35-9929

35-9928

35-9930

35-9938

35-9959

35-9932

35-1915

TECH REPLACEMENT TOOLS FOR SHOP KITS

- 35-9933** Heavy Duty Ball Bearing Stitcher #936
- 35-9934** Spiral Probe and Cementing Tool #915
- 35-9935** Insert-O-Matic Tool (ATV) #920
- 35-9939** Replacement Uni-Seal Cutter #261 for use with #251 & #251W Uni-Seal Repairs in fabric belted tires only.
- 35-9950** Uni-Seal Cutter #RH-635-P for use with #250 & #250W Uni-Seal Repairs in fabric belted tires only.
- 35-9947** Combo Buffer and Stitcher #935



35-9933

35-9934

35-9935

35-9939

35-9950

35-9947

TECH REPLACEMENT UNI-SEALS

- 35-9945** Small Round Tube Repair Patches (qt40) #11
- 35-9927** ATV Tire Patches (qt 30) #12
- 35-9949** Flow-Seal Inserts for ATV repairs (qt 20) #204
- 35-9961** Uni-Seal Repairs, 1/4" for 1/8" injury (qt 12) #250W
- 35-9962** Uni-Seal Repairs, 3/8" for 1/4" injury (qt 12) #251W
- 35-9936** Mini Uni-Seal Repairs, 1/8" for 1.5mm injury (qt 24) #249



35-9945

35-9949

35-9961

35-9936

35-9962



EQUIPMENT & TOOLS

HARD PARTS

CARB & FUEL

IGNITION/ELECTRICAL

CONTROL

SUSPENSION

ACCESSORIES

MARINE

AUTOMOTIVE

K&L MC200 ELITE WHEEL BALANCER

The MC200 Elite is a high quality, high performance balancer you can depend on for years to come. The durable design is built for any size shop and will accurately balance motorcycle, auto and light truck tires with ease. Featuring: keypad data entry, small portable design and built in tool boxes, the MC200 Elite is a premium wheel balancer without the premium price tag.

- 37-9823** MC200 Elite **BLUE** Wheel Balancer with Motorcycle Wheel Clamp
- 37-9824** MC200 Elite **RED** Wheel Balancer with Motorcycle Wheel Clamp
- 37-9825** MC200 Elite **BLUE** Wheel Balancer with Pad Kit
- 37-9826** MC200 Elite **RED** Wheel Balancer with Pad Kit
- 37-9946** Optional Balancing Pad Kit
- 37-9908** Calibration Plate Kit for MC200 w/ 37-9946 Balancing Pad
- 37-9819** Automotive Adapters

FEATURES:

- Small compact manual spin balancer
- Low RPM (100r/min)
- Precision accuracy
- Dynamic and static balancing
- Car, light truck & motorcycle mode
- 3 storage drawers
- CE Approved

SPECIFICATIONS:

- RPM: 100r/min
- Max Wheel Diameter: 800mm
- Rim Width: 1"-25"
- Balancing Time: 10 seconds
- Max Wheel Weight: 50kg/110lbs
- Power Supply: 1ph 110V
- Packing Size: 1150*700 *1160mm
- Gross Weight: 127.50kg/282.70lbs



SHOWN WITH OPTIONAL FOAM PAD KIT

37-9826

37-9823

K&L MC205 WHEEL BALANCER

The K&L MC205 Wheel Balancer has been upgraded with a New Balancing Pad Kit for improved accuracy. The MC205 incorporates the latest advancements in state of the art motorcycle wheel balancing. This technician friendly balancer features static (single plane) balancing, keypad data entry, in-house calibration, and a choice of display modes (in grams or ounces). Standard equipment includes: tapered mounting cones, rim width gauge, spanner wrench, & calibration weight. **AVAILABLE WITH:** Balancer Pad Kit or Quick Clamp Assembly

- 37-9900** MC205 **RED** Wheel Balancer w/ Balancer Pad Kit
- 37-9901** MC205 **BLUE** Wheel Balancer w/ Balancer Pad Kit
- 37-9990** MC205 **RED** Wheel Balancer w/ Motorcycle Wheel Clamp
- 37-9999** MC205 **BLUE** Wheel Balancer w/ Motorcycle Wheel Clamp
- 37-9946** Balancer Pad Kit Only

SPECIFICATIONS:

- Accuracy: 5g or 0.25oz.
- Rim Diameter 10" - 24"
- Power Requirement: 110 Volt 60 Hz 1Phase
- Tire Diameter: 30"
- Data Entry: Keypad
- Rim Width: 1.5" - 16"
- Shipping Weight: 359 lbs (Pad) 283 lbs (Clamp)
- Motor: 1/2 H.P.

SHOWN W/ QUICK CLAMP ASSEMBLY



MC200/MC205 WHEEL BALANCER PAD KIT

Improves balancing accuracy. Comes complete with balancing pad and cone for multiple wheel applications

PAD KIT MADE IN USA

- 37-9946** MC200/MC205 Balancer Pad Kit



Made in U.S.A.

FOAM PAD

BALANCING CONE

K&L MC205 REPLACEMENT PARTS

- 35-3138** Pull Knob
- 35-3132** Rim Width Caliper
- 35-3146** Shaft Assy. Only
- 35-3149** Pointer Extension
- 35-3377** Large Cone
- 35-3378** Small Cone
- 35-3372** Spacer
- 35-3374** Spacer
- 35-3375** Spacer
- 35-3381** Locking Nut
- 35-3383** 100 Gram Calibration Weight
- 37-3156** 19mm Shaft w/Cones & Spacers
- 35-3550** 10mm Scooter Shaft



BALANCER SLEEVE KIT 35-0941



37-3156

35-3138

35-3149

35-3377

35-3378

35-3372

35-3374

35-3375

35-3381

35-3132



GEODYNA® 7100 WHEEL BALANCER

The Hofmann geodyna 7100 offers space-saving usability, with belt-driven one-spin balance, the VPM measuring system, user-friendly 2D SAPE data entry and an intuitive control panel. Motorcycle Adapters included.

35-7100 Geodyna® 7100 Wheel Balancer



MC ADAPTERS INCLUDED



775 WHEEL BALANCER

Here's the latest in motorcycle balancers from Coats, the model 775. Easy-to-read visual cues and keypad promote proper balancing techniques and faster turnaround times. Self-Calibrating, the 775 provides balancing accuracy within 1/100 of an ounce. With 10 Balancing Modes (Multiple static, dynamic, and alloy), the 775 is ready for whatever rolls into the shop. The 775 offers you big league features in a compact size with built-in dependability from the leaders in Motorcycle Tire service – K&L Supply and Coats!

- 37-7750** Coats 775 Dynamic Wheel Balancer
- 35-7781** Motorcycle Adapter kit for Coats 775 Large Diameter Shafts
- 35-7790** 1" Longshaft Kit for H-D (14" shaft, spacers, & locknut)
- 35-7791** 3/4" Longshaft Kit for H-D (10" shaft, spacers, & locknut)
- 35-7792** 25mm Longshaft Kit for 775 Balancer (10" shaft, spacers, & locknut)



37-7750

K&L WHEEL BALANCER ACCESSORIES



- 35-0941** K&L Balancer Sleeve Kit for 14mm balancer shafts. Includes the following sizes: 15mm, 16mm, 17mm, 19mm, 20mm, 22mm, 25mm, 25.40mm, 27mm, 28mm, 30mm, 32mm, 35mm, 50mm, and hubless wheel adapter set.
- 35-8835** 3/4" Mounting Shaft Kit for Harley-Davidson® Includes 1" sleeve set, spacer, and locknut.
- 35-6630** Mounting Cones for BMW
- 35-7805** 14" x 1" Shaft Kit for 2300M
NOTE: MACHINE END OF SHAFT IS 16MX2 THREAD, VERIFY BEFORE ORDERING
- 37-7908** MC2300 14mm Replacement Shaft
- 37-9147** MC2300 Calibration Weight
- 37-9152** MC2300 Replacement Wheel Stopper
- 37-9163** Centering Cones 21-34mm
- 37-9164** MC2300 Centering Cone 15-24mm
- 37-9597** 40 mm Automotive Adapter Kit
- 37-9598** ATV Adapter kit. Fits all 40mm balancer shafts.
- 35-6631** BMW/Honda 5-Lug Rear Wheel Adapter
- 35-6632** Spyder Wheel Balancer Adapter
- 37-9955** MC205 Wheel Balancer Foam Pad
- 37-3156** MC205 19mm Shaft Kit with Cones, Sleeves

BMW/HONDA 5-LUG REAR WHEEL BALANCE ADAPTER

35-6631 BMW/Honda 5-Lug Rear Wheel Balance Adapter



LONG SHAFT KITS FOR MC2300 & COATS 775

Replacement sleeves sold in pairs or each as indicated.

- 35-0976** 22mm Sleeve for Yamaha R1, R6
- 35-0962** 35mm Sleeve for Yamaha R1, R6, FZ1
- 35-8707** 27mm Sleeve for Honda GL1800
- 35-8708** 50mm Sleeve for Honda VFR800
- 35-9697** Hubless wheel mounting set
- 35-0963** 15mm pair*
- 35-0964** 16mm pair*
- 35-0969** 17mm pair*
- 35-0957** .750"(19mm) pair*
- 35-0970** 20mm pair*
- 35-0972** 25mm pair*
- 35-8995** 1" (25.40mm) pair*
- 35-0977** 28mm pair*
- 35-9030** 30mm pair*
- 35-9031** 32mm pair*



35-6632
SPYDER WHEEL
BALANCER ADAPTER



35-6630
BMW CONE SET

K&L MC310 THREE-IN-ONE TRUING STAND

The three-in-one truing stand from K&L Supply helps you make the most of your workspace. This tool allows you to perform the following:

- Build and true spoke wheels
- Check for runout on crankshafts, wheels and fork tubes
- Balance spoke and mag wheels

The MC310 features rugged construction throughout with ease of use being given priority. UPS shippable, F.O.B. San Jose, California.

NOTE: DOES NOT INCLUDE DIAL INDICATOR.

- 35-9573** K&L MC310 Three-In-One Truing Stand
35-9510 NOT INCLUDED WITH THE MC310
- 35-8428** 2-1/4" Dial Indicator Gauge only, 0" - 2-1/4" range in .001" increments
- 35-8447** Metric Dial Indicator Gauge only 0 - 5mm range in .01mm increments
- 35-9577** MC310 Indicator Arm Assembly
- 31-9624** MC310 Replacement Bearing FR67. (top rail bracket near pins)
- 31-9625** MC310 Replacement Bearing 6001ZZ (lower rail bracket)
- 35-9510** Replacement Tapered Wheel Cone only
NOT INCLUDED WITH THE MC310
- 32-2479** Balance Shaft with Centering Cones



35-9573

THREE-IN-ONE




32-2479
NOT INCLUDED WITH THE MC310

K&L MC300 WHEEL BALANCE STAND

This portable wheel balancing stand from K&L Supply works on all motorcycle wheel sizes from 14" to 21" wheels. Wheel can be mounted on optional balance shaft for static balancing of wheels. The frame rails can be adjusted for narrow or wide wheels. Lightweight, zinc plated press steel frame. Sold each.

- 35-8255** MC300 Wheel Balance Stand
(Similar to 35-8621, with only rollers)
- 32-2479** Optional Balance Shaft with Tapered Wheel Cones (Black)




32-2479

35-8255

K&L MC305 WHEEL TRUING & BALANCE STAND

This portable wheel truing stand from K&L Supply works on all motorcycle wheel sizes from 14" to 21" wheels. Wheel can be mounted on adjustable centering cones or ball bearings (using axle) for truing and static balancing of wheels. Frame rails can be adjusted for wide rims/wheels. Lightweight, zinc plated press steel frame. Sold each.

- 35-8621** K&L MC305 Wheel Truing & Balance Stand
- 35-9510** Replacement Tapered Wheel Cone only
- 32-2479** Optional Balance Shaft with Tapered Wheel Cones (black)



35-8621

K&L 14MM SHAFT LOCK COLLARS

These lock collars from K&L Supply work in conjunction with pre-threaded set screws to hold the cones/sleeves in place once aligned. Black powder coated. Sold in pairs.

- 37-3839** K&L 14mm Shaft Lock Collars



EQUIPMENT & TOOLS

HARD PARTS

CARB & FUEL

IGNITION/ELECTRICAL

CONTROL

SUSPENSION

ACCESSORIES

MARINE

AUTOMOTIVE

SPOKE WRENCHES

Long reach spanner with four cornered ends to prevent slipping and rounding of the nipple. Comes in two sizes for most spoke applications.

- 35-8922 6.5 x 6.8mm
- 35-1060 Spoke Wrench 5.0mm & 7.0mm



35-8922

NYLON RIM PROTECTORS

Designed to protect alloy rims from getting scratched by tire levers or tools while changing tires. **NOTE: MUST BE TRIMMED FOR ATV USE.**

- 35-9137 Nylon Rim Protectors. (pair)



35-9137

TIRE IRON W/ RIM PROTECTOR

This 380mm tire iron has a slender curved shape for easy use. It comes complete with a replaceable plastic protector to protect the rims surface

- 35-0772 Tire Iron w/ Protector
- 35-0773 Replacement Protector



35-0772

SPOON STYLE TIRE IRONS

Sold each. Three styles available

- 35-0770 Terry Cable Ultimate Tire Iron - With a plastic handle. Overall length is 10" long. **Made in U.S.A.**
- 35-0771 Terry Cable Ultimate Mighty Tire Iron - With a machined aluminum handle. Overall length is 16" long. **Made in U.S.A.**



35-0771

35-0770

TIRE LEVERS

Available in the following lengths:

- 35-5093 M.P. 8-1/2" Enduro Pro Tire Iron Set with storage pouch
- 35-1006 15" Curved Cast Alloy Steel (silver) Sold each.
- 35-1005 16" Forged Alloy Steel (silver) Sold each.



35-1005

35-1006

35-5093

BEADPRO TIRE BEAD BREAKER & LEVER TOOL SET

- Breaks the bead on most street/off road motorcycle tires
- Integrated tire spoons for quick tire removal and installs
- Light weight and compact size - 9ozs. for set of 2

- 35-1007 BeadPro Tire Bead Breaker and Lever Tool Set.



TIRE IRON ASSORTMENT

Contains one each of Motion Pro 8-1/2", 11" and 16" tire irons.

- 35-1053 Assortment Three Tire Irons
- 35-7875 8-1/2" Tire Irons card/10
- 35-7894 16" Steel Tire Irons each



35-1053



35-7875

ERGO SPOKE WRENCHES FROM MOTION PRO

- Unique combination wrench has 3-sided, Open & Semi-closed ends
- Use the Open end for quick adjustments of spoke nipples and the Semi-closed end for those hard to turn nipples which require more torque.
- Specially designed ergonomic handles allows larger turning radius along with excellent grip & feel.
- Polished finish
- Limited Life Time Warranty & Patent Pending

35-5878



- 35-5871 Ergo Spoke Wrench - Set (Qty-1 ea. listed)
- 35-5872 Ergo Spoke Wrench - 5.0mm
- 35-5873 Ergo Spoke Wrench - 6.0mm
- 35-5874 Ergo Spoke Wrench - 6.3mm
- 35-5875 Ergo Spoke Wrench - 6.5mm
- 35-5876 Ergo Spoke Wrench - 6.8mm
- 35-5877 Ergo Spoke Wrench - 7.0mm
- 35-5878 Ergo Splined Spoke Wrench

6 IN 1 SPOKE WRENCH

- 35-8222 Universal Spoke Wrench. 6 sizes, 6.46/6.05/5.64/5.37/4.90/4.30 mm.



EXCEL ADJUSTABLE SPOKE TORQUE WRENCHES

Excel's new lightweight aluminum bodied Spoke Torque Wrench takes the guessing and fatigue out of building wheels and maintaining the desired tension of your spokes. Tightens all spokes identically to proper torque setting to maximize the highest strength capacity and reduce the likelihood of rim/hub/spoke breakage. Excel's Torque Wrench is easily adjustable with a range of 15-60 inch-lbs. Excel's Torque Wrench kit comes with 5 heads in the most common sizes, including the spline drive head. Additional and replacement heads are available in sizes ranging from 5.1 to 6.9 mm. Comes in handy black composite storage box.

- 35-3192 Spoke Torque Wrench
- 35-3199 5.1 mm Adapter
- 35-3200 5.8 mm Adapter
- 35-3201 6.9 mm Adapter



35-3192

TIRE VALVE STEM INSERTER

Simplifies the installation of valve stems in tubeless tires.

- 35-4107 Tire valve stem inserter



TIRE VALVE STEM PULLERS

For removing and installing rubber valve stem on mag wheels and ATV rims. Pulls tire valve stem without damaging stem. Sold each.

- 35-8885 Wire stem with valve core remover



K&L STEEL IMPROVED WEIGHTS

The same convenience of our lead stick-on weights in steel and available in 1/4 oz. and 5 gram sizes, these are your best alternative to lead. **** NOTE: EACH STRIP CONTAINS 12 INDIVIDUAL SEGMENTS. IMPROVED 3M ADHESIVE NON-LEAD COMPLIANT!**

COLOR	WEIGHT	3 STRIPS	360 PC BOX
Black	1/4 oz	32-2428	32-8124
Silver	1/4 oz	32-2415	32-8109
Chrome	1/4 oz	32-2434	32-8126
Black	5 gram	32-2403	32-8090
Silver	5 gram	32-2413	32-8091
Chrome	5 gram	32-2398	32-8087
Black (Small)	5 gram	32-3495	32-3493
Silver (Small)	5 gram	32-3496	32-3494
Chrome (Small)	5 gram	32-3497	32-3499



TIN SPOKE WHEEL WEIGHTS

Lead free spoke style wheel weights, Available in 3 sizes. Sold pk/10.

- 32-3528** 10 Grams
- 32-3529** 20 Grams
- 32-2530** 30 Grams



HARLEY-DAVIDSON® WHEEL WEIGHTS

Sold Pk/10 as listed below.that's



APPLICATION	WEIGHT	P/N
Harley-Davidson® Spoke (chrome weight)	1/4 oz.	32-8500



K&L UNIVERSAL ANGLED SPOKE WHEEL WEIGHT

Sold pk/10. Made in Japan.

32-4109



- 32-4091** Universal Angled Spoke Wheel Weight 10G TIN
- 32-4109** Universal Angled Spoke Wheel Weight 20G TIN
- 32-4115** Universal Angled Spoke Wheel Weight 30G TIN

K&L WHEEL WEIGHTS

Sold pk/10.



KAWASAKI®	WEIGHT	MATERIAL	P/N
Kawasaki Mag	10 Grams	Steel	32-3574
Kawasaki Mag	20 Grams	Steel	32-3575
Kawasaki Mag	30 Grams	Steel	32-3576



K&L OEM REPLACEMENT SPOKE WHEEL WEIGHTS

Made in Japan. **NON-LEAD COMPLIANT!** Sold pk/10.

- 32-3593** Honda/Kawasaki Spoke Wheel Weight 10G TIN
- 32-3594** Honda/Kawasaki Spoke Wheel Weight 20G TIN
- 32-3602** Honda/Kawasaki Spoke Wheel Weight 30G TIN



EQUIPMENT & TOOLS

HARD PARTS

CARB & FUEL

IGNITION/ELECTRICAL

CONTROL

SUSPENSION

ACCESSORIES

MARINE

AUTOMOTIVE

WHEEL WEIGHTS

Sold pk/10. Made in Japan.

KAWASAKI®	OEM REFERENCE	WEIGHT	P/N
Kawasaki Mag VN1600B1	41075-0004	10 Grams	32-4054
Kawasaki Mag VN1600B1	41075-0005	20 Grams	32-4055
Kawasaki Mag VN1600B1	41075-0006	30 Grams	32-4056
Kawasaki Mag ZX1000C1	41075-0007	10 Grams	32-4070
Kawasaki Mag ZX1000C1	41075-0008	20 Grams	32-4073
Kawasaki Mag ZX1000C1	41075-0009	30 Grams	32-4078
Kawasaki Mag VN1600D1	41075-0014	10 Grams	32-4079
Kawasaki Mag VN1600D1	41075-0015	20 Grams	32-4084
Kawasaki Mag VN1600D1	41075-0016	30 Grams	32-4087

SUZUKI®	OEM REFERENCE	WEIGHT	P/N
Suzuki Mag GSXR1000	43222-73H10	10 Grams	32-4054
Suzuki Mag GSXR1000	43224-73H10	20 Grams	32-4055
Suzuki Mag GSXR1000	43226-73H10	30 Grams	32-4056

YAMAHA®	OEM REFERENCE	WEIGHT	P/N
Yamaha Mag FJR1300	5MT-25398-00-00	10 Grams	32-4070
Yamaha Mag FJR1300	5MT-25398-10-00	20 Grams	32-4073
Yamaha Mag FJR1300	5MT-25398-20-00	30 Grams	32-4078



K&L NO-LEAD SPOKE WHEEL WEIGHTS KIT

This kit has all 4 sizes of our popular spoke type wheel weights in both Silver and Chrome finishes.

32-7035 K&L No-Lead Spoke Wheel Weight Kit
Kit contains: 1pack of each type below. Sold pk/10
NON-LEAD COMPLIANT!

- 32-7036** Spoke Wheel Weight Silver/Zinc, 1/4 oz.
- 32-7037** Spoke Wheel Weight Silver/Zinc, 1/2 oz.
- 32-7041** Spoke Wheel Weight Silver/Zinc, 3/4 oz.
- 32-7047** Spoke Wheel Weight Silver/Zinc, 1.0 oz.
- 32-7091** Spoke Wheel Weight Chrome/Zinc, 1/4 oz.
- 32-7092** Spoke Wheel Weight Chrome/Zinc, 1/2 oz.
- 32-7093** Spoke Wheel Weight Chrome/Zinc, 3/4 oz.
- 32-7094** Spoke Wheel Weight Chrome/Zinc, 1.0 oz.



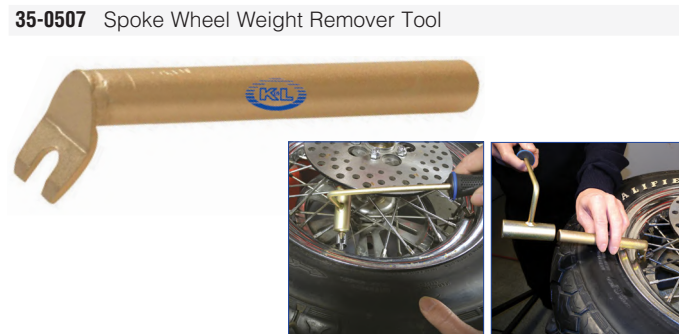
SPOKE WHEEL WEIGHT HAMMER

Special hammer for reaching behind the disc rotor when installing or removing spoke type wheel weights.




SPOKE WHEEL WEIGHT REMOVER TOOL

Designed to allow the tech to place the split tang of the tool between the rim and the weight and tap it off the nipple with the **35-6346**




WHEEL WEIGHT SCRAPER

Easily removes most stick-on type wheel weights. Sold in 3 pk



AXLE REMOVER TOOL

This handy flat ended punch easily removes most axle sizes. Shaft is 6" long and 3/8" O.D.



MAG WHEEL WEIGHT INSTALLATION/REMOVER TOOL

Installs mag wheel weights without damaging rim.



TIRE VALVE DEALER ASSORTMENT KIT

Here's an easy way to be ready for whatever wheel rolls in your shop. This new assortment includes Metal, Rubber and Aluminum tire valve stems along with our most popular styles of caps and cores. Kit Includes the following:

JS430 Metal Stem, Straight, long	TV430 Metal Stem, Straight, short 14 & 16mm
PVR59A Metal Stem, 90° bend	Chrome Valve Stem Caps
PVR70M Rubber Stem, 90° bend	Green plastic caps (Denotes Nitrogen Fill)
TR412 Rubber Stem	Black Plastic replacement caps
TR413 Rubber Stem	Valve Stem Cores #9000 short
8mm Aluminum Stem, 90° bend	10mm Aluminum Stem, 90° bend
8mm Aluminum Stem, Straight, long	10mm Aluminum Stem, Straight, long
Metal Stem, Straight, long with Acorn cap	4 in 1 Valve Stem Repair Tool

32-7208 Tire Valve Dealer Assortment Kit

32-7208



ALUMINUM TIRE VALVE STEMS

Sold each.

32-5413	8mm Aluminum Stem, Straight, long. Ducati & Triumph street
32-2977	10mm Aluminum Stem, Straight, Silver
32-2978	8mm Aluminum Stem Base 90° bend, Silver
32-2987	8mm Aluminum Stem Base 90° bend, Black
32-2993	10mm Aluminum Stem Base 90° bend, Blue
32-3034	10mm Aluminum Stem Base 90° bend, Black
32-3037	10mm Aluminum Stem Base 90° bend, Gold
32-5421	10mm Aluminum Stem Base 90° bend, Silver



K&L TIRE VALVE STEMS

Original Equipment replacement.
Made in Japan. Sold each.

32-8224	JS430 Metal Stem, Straight, long 8mm Kawasaki & Yamaha Street
32-8209	PVR59A Metal Stem Base, 90° bend, with safety cap 8mm Yamaha Street
32-8225	PVR70 Rubber Stem Base, 90° bend, with safety cap Honda & Yamaha Street
32-8231	PVR70M Rubber Stem Base, 90° bend, with safety cap Honda Street
32-8223	TR412 Rubber Stem Base, with safety cap Honda, Kawasaki, Suzuki, & Yamaha ATV/Street
32-8212	TR413 Rubber Stem Base, with safety cap Suzuki Street



METAL VALVE STEMS

For Tubeless Tires. Sold in pk/6 and each.

32-8218	Metal Stem, Angled, 10mm diameter pk/6
32-8218S	Metal Stem, Angled, 10mm diameter each
32-8207	Metal Stem, Straight, short 14 & 16mm diameter pk/6
32-8251	Metal Stem, Straight, 8mm diameter each
32-8217	Metal Stem, Straight, long 8mm diameter pk/6
32-8217S	Metal Stem, Straight, long 8mm diameter each



VALVE STEM CORES

Sold pk/50.

32-8214 #9000 Short



VALVE STEM CAPS

32-8195	Chrome cap pk/100
32-8196	Chrome cap pk/25
32-9988	Green plastic cap. (Denotes Nitrogen Fill) pk/100
32-9989	OEM plastic replacement cap. pk/100



4 IN 1 TIRE VALVE STEM REPAIR TOOL

Four function tool inserts and removes cores, repairs inner valve stem threads and chases outer threads. Sold each

35-4193 4 in 1 Tire Valve Stem Repair Tool



RUBBER VALVE STEMS

32-8219	TR413 Straight-Industry pk/6 Fits 453 rim holes, length: 1.250"
32-8210	TR412 ATV Short Tire Valve Stem pk/5



MOTION PRO VALVE CORE TOOL

Allows for easy removal and installation of valve cores in tube or tubeless tubes. Sold each.

35-7980 Motion Pro Valve Core Remover



MOTION PRO VALVE CORE

35-7981 Motion Pro Valve Core



EQUIPMENT & TOOLS

HARD PARTS

CARB & FUEL

IGNITION/ELECTRICAL

CONTROL

SUSPENSION

ACCESSORIES

MARINE

AUTOMOTIVE

DIGITAL TIRE PRESSURE GAUGE

This digital tire pressure gauge eliminates the inaccuracy of traditional gauges. The easy-to-read back-lit display will show PSI, BAR, and kPa. Accurate up to +/- 1 psi.

35-8122 Digital Tire Pressure Gauge



HEAVY DUTY TIRE INFLATOR W/ PRESSURE SCALE

- 12 inch flexible hose with brass fittings
- Protective sleeve over dial tube
- Heavy chrome plated casting
- 1 - 0120 PSI gauge
- Hose size: 3/8 inch

35-8123 Heavy Duty Tire Inflator w/ Pressure Scale



MOTION PRO PROFESSIONAL LIQUID FILLED AIR PRESSURE GAUGE

- Pressure range of 0-60 psi is ideal for checking sport bike tires
- Liquid filled 2.5 in. dial gauge with protective rubber boot
- Accurate to plus/minus 1.5 percent of maximum gauge reading
- Blue anodized 6061 T-6 body with pressure relief valve
- High pressure hose with dual swivels and brass ball type air chuck

35-8836 0-60 psi Liquid Filled Pressure Gauge



MOTION PRO LIQUID FILLED AIR PRESSURE GAUGE HOLDER

Aluminum Gauge holder designed for use with Motion Pro Liquid Filled Tire Gauges. Magnet on back allows for quick mounting to any metal surface or it can be used without magnet for permanent mounting. Eye catching number plate graphics with space for personalized race numbers.

35-8849 Motion Pro Air Gauge Holder



DIGITAL TIRE PRESSURE GAUGE 0-60 PSI

- Continuous pressure reading, no need to reset bleed valve
- Four selectable scales (PSI, BAR, KG-CM2, kPa)
- Large easy to read display with back light for low light apps
- High flow push button bleeder valve for precise pressure adjustment

35-9265 Digital Pressure Gauge



LONG REACH INFLATION GAUGE

This deluxe tire pressure inflator gauge has a pressure range of 10-120 lbs. and comes with a 72" flexible hose with straight dual-foot chuck and a built-in bleeder valve. The extra-long hose allows techs to inflate tires that are being filled in a tire cage. **(37-8483)**. Sold each.

NOTE: YOU MUST USE THE BALL FOOT CHUCK WITH SAFETY CLIP (P/N: 35-7841) TO LOCK ONTO VALVE STEM



35-8147 Long Reach Inflation Gauge

BALL FOOT CHUCK

Sold each.

35-7753 Standard tire filler Chuck

35-7841 Ball Foot Chuck with safety clip



35-7753



35-7841

ACCU-GAUGE DELUXE PRECISION TIRE PRESSURE GAUGES

14" FLEXIBLE HOSE WITH PUSH BUTTON VALVE RELEASE AND ANGLED CHUCK

35-9275 0 - 15 PSI

35-9276 0 - 60 PSI

***DIAL GAUGES SHIPPED UPS GROUND ONLY.**



35-9276

ACCU-GAUGE DELUXE PRECISION TIRE PRESSURE GAUGES


DIAL TYPE W/ PUSH-BUTTON VALVE RELEASE AND ANGLED CHUCK

35-9273 0 - 15 PSI

35-9274 0 - 60 PSI

***DIAL GAUGES SHIPPED UPS GROUND ONLY.**

Solid brass precision movement with bronze bourdon tube, (not piston plunger type). Packaged in display card.



35-9274

ACCU-GAUGE DELUXE PRECISION TIRE PRESSURE GAUGES

RUBBER SHOCK ABSORBER COVER

Fits all Accu-Gauges. Protects gauge from breakage if dropped.

35-9277 Rubber Shock Absorber Cover



SYRACUSE PENCIL TIRE PRESSURE GAUGES

Made in the U.S.A. Three top quality models available. Dual calibrated in PSI and kPa. Durable and easily carried. Sold each carded and display assortment with 10 gauges.

35-0446 1 - 20 psi. & 10 - 135kPa in 1/2 lb. increments

35-0447 10 - 50 psi. & 75 - 340kPa in 1 lb. increments (precision accurate to within 2 psi)

35-0448 0 - 50 psi. & 75 - 340kPa in 1 lb. increments (precision accurate to within 1 psi)



35-0446

RIM LOCKS Available for the following rim sizes:**32-1045** 1.60"**32-1046** 1.85"**32-1047** 2.15"**32-1048** 2.75"**ALLOY DIE CAST RIM LOCKS**

Aluminum body with molded rubber flap. Locks tires securely to rims. Sold each.

32-1049 1.60"**32-1050** 1.85"**32-1051** 2.15"**32-1059** 2.50"**MOTION PRO RIM LOCK NUTS**

Motion Pro rim lock nuts are made from aluminum with a 12mm hex head and will fit on any 8mm rim lock stud. The threads reach further down the extension, making removal and installation quick and easy. Now found on some new motocross models.

**32-0942** Rim Lock Nuts**MOTION PRO "LITELOC" RIM LOCKS**

- One piece design of high-strength nylon composite
- Super light and impact resistant
- Includes the Motion Pro aluminum LiteLoc rim lock nut and beveled washer
- Tested 10 to 20 percent stronger than cast aluminum rim locks at half the weight
- Patented design

**32-8842** Motion Pro "Lite Loc" Rim Locks (1.60)**32-8843** Motion Pro "Lite Loc" Rim Locks (2.15)**MOTION PRO "ARMOR" RIM TAPE**

- Ultra tough and durable material protects tubes
- Won't shift or move like rubber rim strips
- Self-adhesive backed for easy no mess installation
- Pre cut hole for valve stem
- Protects inner tube like no other rim strip
- For 18-21" rims

32-8844**32-8844** Armor Rim Tape 21"**32-8845** Armor Rim Tape 18-19"**RIM STRIPS**

Another tire room staple, now available from K&L Supply!
8" to 12" strips are 25mm in width. 14" to 21" are 30mm in width.

NOTE: SOLD IN PACK OF 12 ONLY**32-6625** 8 in, Center Valve**32-6679** 16/17 in, Center Valve**32-6626** 10 in, Center Valve**32-6680** 16 in, Side Valve**32-6627** 12 in, Center Valve**32-6681** 18/19 in, Center Valve**32-6678** 14/15 in, Center Valve**32-6682** 20/21 in, Center Valve**32-6625**



SINCE 1968

**THE BEST
IN THE
INDUSTRY**

CATALOG THROWBACK > 1987



SERVICE CENTER SECTION-3

SERVICE TOOLS

SERVICE CENTER

K&L WHEEL BEARING REMOVER SET

Eight piece set includes 10/12/15/17/20/25mm split collar adapters with small and large driver rod. Split collar design.

35-9654 Wheel Bearing Remover Set



MOTION PRO® WHEEL BEARING REMOVER SET FOR H-D®

Three piece set includes 3/4", 1" split collar adapters and large driver rod. Split collar design.

35-5550 Motion Pro Wheel Bearing Remover Set for H-D®



EXCEL ADJUSTABLE SPOKE TORQUE WRENCH

Excel's new lightweight aluminum bodied Spoke Torque Wrench takes the guessing and fatigue out of building wheels and maintaining the desired tension of your spokes. Tightens all spokes identically to proper torque setting to maximize the highest strength capacity and reduce the likelihood of rim/hub/spoke breakage. Excel's Torque Wrench is easily adjustable with a range of 15-60 inch/lbs. Excel's Torque Wrench kit comes with 5 heads in the most common sizes, including the spline drive head. Additional and replacement heads are available in sizes ranging from 5.1 to 6.9 mm. Comes in handy black composite storage box.

35-3192 Spoke Torque Wrench

35-3199 5.1 mm Adapter

35-3200 5.8 mm Adapter

35-3201 6.9 mm Adapter



35-3192

MASTER BEARING DRIVER SET

This 15 pc set includes drivers from 10 to 72 mm and includes plastic storage case.

35-6890 Bearing Driver Set



BEARING RACE & SEAL DRIVER

Insert bearing races quickly and straight on the first try. Six disc sizes fit most bearing sizes. To install (drive) seals, turn discs over. Eliminates damage to bearing races. Seven piece kit includes driver handle and the following disc sizes: 40, 45, 50, 59, 63, and 65mm.

35-9268 Bearing Race & Seal Driver



MOTION PRO® SEAL/BEARING RETAINER TOOLS

Designed to remove & install the rear wheel seal/bearing retainer nut on Honda CR's and XR's. Precision design prevents damage to the retainer nut. 22mm external hex head and 3/8" square drive.

35-8021 44mm CR Seal/Bearing Retainer Tool. For use on Honda CR125/250R 84-86, 89-99 and CR500R 84-86, 89-01.

35-8049 47mm CR Seal/Bearing Retainer Tool. For use on Honda CR125/250R 87-88, 00-02 and CR500R 87-88.

35-7999 XR Seal/Bearing Retainer Tool. For use on Honda XR250R 84-91, XR350R 83-85, XR500R 81-84, XL600R 83-87, XR600R 85-00 and XR650L 93-00.



35-8049



35-7999



35-8021

ATV BALL-JOINT SOCKET

This tool is designed to remove and install nut on Yamaha YFM350X Warrior.

35-8581 ATV Ball-Joint Socket (YM-01405)



NITROPRO® NTO-200 NITROGEN TIRE TOP-OFF SYSTEM

The NitroPRO® NT-200 is the Professional solution for single tire Nitrogen conversion and Top-off applications. The NitroPRO® NT-200 membrane performs consistently over a wide temperature range and will not deteriorate in garage environments. The polymer Membranes are fully aged and stabilized before factory shipment to maximize and maintain The NitroPRO® NT-200's high Nitrogen purity and performance for the life of the cartridge. The NitroPRO® NT-200 is the perfect tool for these Nitrogen Inflation applications:

- Individual Tire applications/conversions
- Tire top-Offs
- Motorcycle, ATV, UTV's (Suspension & Tires)
- Bicycles, Lawn & Garden Equipment & RV's

THE NITROPRO® NT-200 SPECIFICATIONS:

- Inlet Pressure: 160 psi (MAX)
- Max Tire Pressure: 50% of Inlet Pressure
- Temperature range: -4°F to 122°F
- Nitrogen Capacity: 1.8 CFM@ 68F (@145 psi Inlet Pressure)
- N2 Purity: 95% (average)
- Overall Weight: 2.6lbs
- Dimensions: 25.2" x 9.1" x 3.5"

35-4879 NitroPRO® NT-200 Filling Wand



K&L MOBILE BENCH

Use as a combination workbench, tear-down table and tool storage facility. Table comes with heavy duty 4" casters (2 rigid & 2 locking swivel). The Table top features a drain hole. Shipping weight: 170 lbs.

37-2928 K&L Mobile Bench-Blue

37-2924 K&L Mobile Bench-Red



ESI™ INFRARED THERMOMETER

This easy to use instrument makes reading temperature easy and safe. Just aim the built in laser pointer to the object you are reading, and squeeze the trigger to take your reading. Radiators, Tires, Brakes and Cylinder Head temperatures are just a few of the things that can be checked with this high quality unit. Includes carrying case. One year warranty. Range: -58 to 1022°F (-50 to 500°C)

35-0528 EST-65 Infrared Thermometer



MOTION PRO® NITROGEN SHOCK GAUGE

Precision calibrated gauge with bleed valve and plunger pin chuck for accurate pressure adjustment.

(DOES NOT CONNECT TO NITROGEN CYLINDER)

35-5963 Motion Pro® Nitrogen Shock Gauge for checking and adjusting pressure.

35-5988 Nitrogen Needle: used to charge shocks with self-sealing rubber valves—(some Yamaha & Ohlin models) Adapts to 35-5963 Nitrogen Shock Gauge by replacing hose.



35-5963

K&L REGULATED NITROGEN FILLING SYSTEM

Nitrogen filling system with regulator to precisely control pressurization. High pressure schrader extension allows access to recessed schrader valves; 350 psi max. output is limited by an ASME certified relief valve. High pressure schrader adapter completes the system.

NITROGEN TANK NOT INCLUDED

37-9907 K&L Regulated Nitrogen Filling System



SCHRADER TO NEEDLE ADAPTER

For suspension systems which use a self sealing bladder. Features a schrader inlet with a needle holder outlet.

37-5930 Schrader to Needle Adapter



HIGH PRESSURE SCHRADER VALVE CORES

Pack of 10 high pressure schrader valve cores. Rated to 550 psi.

NOTE: STANDARD CORES SHOULD NOT BE USED DUE TO THEIR 200 PSI RATING.

37-9920 High Pressure Schrader Valve Cores



HIGH PRESSURE SCHRADER VALVE EXTENSION

High pressure schrader valve extension. 1" effective length extension for use with 37-9907 N2 system. Allows access to recessed schrader valves. Rated in excess of 600 psi.

37-9913 High Pressure Schrader Valve Extension



EQUIPMENT & TOOLS

HARD PARTS

CARB & FUEL

IGNITION/ELECTRICAL

CONTROL

SUSPENSION

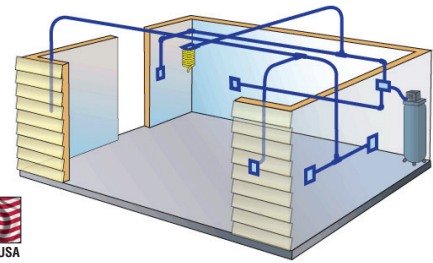
ACCESSORIES

MARINE

AUTOMOTIVE

RAPIDAIR® COMPRESSED AIR ROUTING SYSTEM

The RapidAir® system offers an easy and flexible way to customize any Service Department to your specifications. RapidAir® is a complete compressed air distribution system that easily installs beneath walls of new buildings, or on wall surfaces of existing shops. This compressed air piping system is designed for a lifetime of service. Imagine putting air lines exactly where you want them, just like electrical outlets, with no more dragging hoses across the shop to your work area. Even better, no special tools are required. Simply push the tubing into the fitting until seated; tubing is removed by pushing on a release button.



BENEFITS:

- No special tools/skills needed for installation
- Can be run thru the wall for clean look (check local building codes before installation)
- Short installation time & inexpensive materials
- Corrosion free tubing and fittings
- Aluminum outlet blocks give a clean professional look

AIR COMPRESSOR MANIFOLD

Starting point for your system. Includes 3/8in. NPT fitting to mount to air regulator. Can be configured for surface or hidden mounting. Includes four 3/8in. NPT straight fittings, 2 union elbows and a 3/8in. NPT plug.



37-8798 Compressor Manifold

MASTER START-UP KIT

This is the starting point for your own custom installation in one convenient package that includes the following:

- One Manifold Kit (**37-8798**)
- 2 Outlet Kits (**37-8797**)
- 100 ft of 1/2" line with tubing cutter (**37-8799**)

37-8796 RapidAir Start-Up Kit

AIR COMPRESSOR OUTLET

Outlet features a versatile design that allows user to configure outlet for wall or ceiling mount and hidden or surface mount. Includes 3/8in. NPT straight fitting, union elbow, hand valve, 1/4in. NPT nipple, 1/4in. NPT 45° fitting and 3/8in. NPT plug



37-8797 Air Compressor Outlet



NYLON TUBING AIR COMPRESSOR LINE

- 100 ft roll comes with tubing cutter
- 150 psi working pressure
- Compressor oils do not effect line
- 1/2" outside diameter


37-8799 Air Compressor Line, 100'

FILTER/REGULATOR WITH GAUGE

Filter/Regulator units are Industrial quality Use when you need general filtration of dirt particles and moisture, along with regulated pressures

37-3772 3/8" Filter/Regulator W/Gauge, Rated @ 175PSI

37-8784 3/4" Filter/Regulator W/Gauge, Rated @ 175PSI



37-3772



37-8800
3/8 NPT STRAIGHT

37-8813
UNION ELBOW

37-8801
TEE FITTING

RAPIDAIR® COUPLER

Industrial quality coupler with safety push button quick release.

37-8768 Rapid Air Coupler, 1/4" FNPT, Safety Push, Industrial 30CFM

37-8769 Rapid Air Coupler, 1/4" MNPT, Safety Push, Industrial 30CFM

37-8771 Rapid Air Coupler, 1/2" NPT, Safety Push, Industrial 30CFM

37-8768



5 GALLON PORTABLE AIR TANK

Air to go! This tank is perfect to bring on site when you don't want long lengths of hose to trip over. Great to top off customers' tires without having to roll bikes into service. Make sure to have one of these in your Service Department, you'll be glad you did.

37-8160 5 Gallon Portable Air Tank



PORTABLE AIR TANK REPAIR KIT

This convenient kit includes the necessary parts to repair the **37-8160** portable air tank. Kit includes: Brass manifold, 0-200 psi gauge and 4 ft. air hose with filler chuck.

37-8163 Portable Air Tank Repair Kit



SAND BLAST CABINET WITH DUST COLLECTOR

Top and side door opening. Thick 18 gauge steel wall construction with steel legs. Cabinet is 37" wide x 25" depth x 59" height. Window measures 7" x 18". Uses 110V power. Trigger gun operation, 14CFM @ 90-100psi. **Made in U.S.A.** Shipping weight 175 lbs

37-8347 Sand Blast Cabinet

OPTIONAL ACCESSORIES for 37-8347

- 35-5842** Aluminum Oxide-Fast cutting, hard - 50 lbs
- 35-8329** Glass Beads-Light, dust free - 50 lbs
- 37-8356** Glass Bead Media-100/170 grit - 50 lbs
- 35-8531** Recoil Air Hose, 12' length, yellow
- 35-8533** Recoil Air Hose 25' length, yellow with swivels



AUTOMATIC HOSE REEL

Hose withdraws freely from reel and retrieves quickly and positively. Ratchet holds hose at any desired length until released. Easily installed on ceiling, wall or floor. Shipping weight 22 lbs.

35-8535 Automatic Hose Reel with 50' of 3/8" hose.



RECOIL NYLON AIR HOSE

Rated for working pressures to 200 PSI. Both ends swivel 360 degrees. Automatically retracts when not in use. Hose I.D. is 1/4" by 1/4" NPT swivel fitting.

35-8531 Recoil Air Hose, 12' length with swivels

35-8533 Recoil Air Hose, 25' length with swivels



35-8533



35-8531

BALL FOOT CHUCK

Sold each.

35-7753 Standard tire filler Chuck

35-7841 Ball Foot Chuck with safety clip



35-7753



35-7841

RUBBER TIPPED BLOW GUN *WITHOUT SAFETY BYPASS*

Excellent for cleaning delicate surfaces where a metal tip might scratch or otherwise harm critical areas. **CAUTION: DO NOT USE ON COMPRESSED AIR LINES WHERE PRESSURE AT THE GUN EXCEEDS 30 PSI.**

35-8548 Rubber Tipped Blow Gun

35-8549 Replacement Rubber Tip only



35-8548



35-8549

AIR LINE FILTER

Provides effective filtration against liquid and solid particles entering compressed air systems. Sold each.

35-8751 Air Line Filter



EQUIPMENT & TOOLS

HARD PARTS

CARB & FUEL

IGNITION/ELECTRICAL

CONTROL

SUSPENSION

ACCESSORIES

MARINE

AUTOMOTIVE

K&L LIFT/WORK STAND ACCESSORY BRACKET

Work Stand Accessory Bracket Eliminates the need for any of the Park Tool mounting brackets. This Bracket slides into any K&L Lift with a square slot in the Lift platform! It is also designed to mount the K&L Gas/Fan Caddy (P/N:35-8166) to any K&L Lift!

35-0181 K&L Lift/Work Stand Accessory Bracket




THE K&L ACCESSORY BRACKET WITH THE WORK STAND IS PERFECT FOR JOBS LIKE INSTALLING FORK SEALS!

PIVOT SUSPENSION VISE

Designed to make suspension service simple and quick. Holds shocks and forks securely while you change oil, re-valve, or change seals. Pivoting head holds parts in any position, with mechanical stops every 45 degrees. Aluminum Soft Jaw Vise holds cylindrically shaped parts utilizing a 4 point grip system.

35-8688 Pivot Suspension Vise



PARK TOOL WORK STAND

The Work Stand is designed to safely and securely hold odd shaped components such as fork stanchions, sliders, carbs, rear shocks, pistons, etc. The 360° rotation of the clamp makes servicing from all angles a breeze. These Work stands feature adjustable clamping pressure for components up to 4 inches (100mm) in diameter. Non-marring, replaceable jaw inserts provide a firm grip on items up to 80 lbs.

35-5997 PRS-3MLB Work Stand. Height Adjusts from 50 to 60 " Includes aluminum tool tray. *NOTE: BASE NOT INCLUDED.*



35-5998 Floor Plate for 35-5997. Allows it to not be mounted to the floor.

35-5999 Floor Plate for 35-5997. Allows stand to be mounted to any flat surface. *WILL NOT CONVERT PRS-3MLB TO A FREESTANDING UNIT.*

35-5000 PRS-4M Bench Mounted Work Stand. Attaches easily to any flat surface. *(FASTENERS NOT INCLUDED)*

35-4999 PRS-4WM Wall Mounted Work Stand. Designed to easily mount to any post or wall stud. *(FASTENERS NOT INCLUDED)*

35-4990 Replacement Jaw Covers for all work stands shown (Sold in pairs)



THE K&L LIFT/WORKSTAND ADAPTER SLIDES INTO ANY K&L LIFT THAT HAS THE SQUARE HOLES IN THE PLATFORM AND LOCKS WITH THE BOLTS (PROVIDED).

ADJUSTABLE FORK SEAL DRIVER

Adjustable fork seal driver Sold each.

35-7998 Adjustable Fork Seal Driver fits 38mm to 52mm fork seals!

35-7989 Adjustable Fork Seal Driver fits 26mm to 36mm fork seals!



35-7989
26MM-36MM ADJUSTABLE



35-7998
38MM-52MM ADJUSTABLE

SPLIT FORK SEAL DRIVER FOR YAMAHA® V-MAX

Split fork seal driver fits 52mm fork seals used on 09-11 V-Max. Sold each.

35-6466 Split Fork Seal Driver for V-Max



35-6466



52mm

MOTION PRO® RINGER FORK SEAL DRIVER TOOL

Designed for easy installation of most fork seals on either conventional or inverted forks. The weight of each driver is approximately 25oz. Manufactured from CAD-II plated carbon steel and feature a split design. Sold individually. Made in U.S.A. Available in the following sizes:

35-0943	35-36mm	35-1972	43mm
35-1965	37mm	35-1973	45mm
35-1967	39mm	35-0934	49mm
35-1970	41mm	35-0935	50mm




35-0943

MOTION PRO®FORK OIL LEVEL GAUGE

The perfect tool for the shop or home mechanic. This tool allows easy and accurate fork oil level measurement, adjustment and fine tuning.

35-1974 Motion Pro Fork Oil Level Gauge



K&L ADJUSTABLE SPLIT FORK SEAL DRIVER SETS

Replace fork seals without removing the fork tube from the T-clamp.

- 35-7521** Adjustable Split Fork Seal Driver Set (35mm - 46mm)
Set includes: one Split Seal Driver and seven Seal Guides: 35mm, 36mm, 38mm, 41mm, 43mm, 45mm, & 46mm.
- 35-7571** Large Adjustable Split Fork Seal Driver Set (47mm-50mm)
Set includes: one Split Seal Driver and three Seal Guides : 47mm, 48mm, 49mm, & 50mm.
- 35-7568** Adjustable Split Fork Seal Driver Set, Harley-Davidson® Set includes: one Split Seal Driver and three Seal Guides 35mm, 39mm, 41mm. Use for OEM H-D® KYB® & Showa® forks.

REPLACEMENT SEAL GUIDES (ADAPTERS) Sold each.

35-7522	35mm	35-7560	41mm	35-7567	47mm
35-7523	36mm	35-7562	43mm	35-7572	48mm
35-7559	38mm	35-7538	45mm	35-7569	49mm
35-7566	39mm	35-7565	46mm	35-7570	50mm

REPLACEMENT SPLIT SEAL DRIVERS Sold each.

- 35-7576** Split Seal Driver-fits 35, 36, 38, 39, 41, 43, 45 & 46mm adapters
- 35-7577** Split Seal Driver-fits 35-7567 (47mm), 35-7569 (49mm) & 35-7570 (50mm)



35-7521



K&L 48MM SEAL DRIVER

Our most popular single-size split seal driver, fits many late-model dirt bikes with inverted forks. (YM-A0948-A)

35-0948 K&L 48mm Split Driver



MOTION PRO® FORK SEAL BULLETS

These fork seal bullets protect the fork seal and wiper of inverted forks from damage by the bushing groove during installation. Eliminates the need to wrap the fork tube with tape. Sold as a six piece set.

- 35-7578** Motion Pro Fork Seal Bullets.
Includes six seal guides: 36mm Red, 41mm Blue, 43mm Green, 45mm Yellow, 46mm Black, and 47mm White



EQUIPMENT & TOOLS

HARD PARTS

CARB & FUEL

IGNITION/ELECTRICAL

CONTROL

SUSPENSION

ACCESSORIES

MARINE

AUTOMOTIVE

EQUIPMENT & TOOLS

SHOCK SEAL BULLET TOOL

"Bullet Tools" make seal head installation onto shafts quick and easy.

35-8677	TSSB125	12.5 x 10mm Shock Seal Bullet
35-8678	TSSB14	14 x 12mm Shock Seal Bullet
35-8679	TSSB16	16 x 12mm Shock Seal Bullet
35-8685	TSSB18	18 x 16mm Shock Seal Bullet
35-8686	TSSB1812	18 x 12mm Shock Seal Bullet



HARD PARTS

CARB & FUEL

IGNITION/ELECTRICAL

CONTROL

SUSPENSION

FORK SPRING COMPRESSOR TOOL

This unique fork spring compressor is designed to work on most current sport bikes and road racers. It allows the spring to be compressed while the fork cap is removed from the rod. It can be used on or off the bike on most models.

35-8680 Fork Spring Compressor Tool TFSC01



ACCESSORIES

MARINE


AUTOMOTIVE

SHOWA FORK CAP REMOVAL TOOL- MOTION PRO

For removing the fork cap and compression cartridge on twin chamber Showa forks found on late model Honda®, Kawasaki®, and Suzuki® off-road motorcycles. Outer ring fits 50 mm octagonal fork cap. Inner body holds cartridge so it can be removed from fork cap. Outer ring can be clamped in vise to hold fork cap securely while cartridge is being removed. Provides more secure grip on fork cap and cartridge, reducing risk of damage. Easier and faster to use than any other tool now available. Billet 6061 aluminum construction with anodized blue finish. 1/2 inch square drive

- Limited lifetime warranty
- Patent pending
- Made in USA

35-4211 Showa Fork Cap Tool



SHAFT HOLDING TOOLS (VISE INSERTS)

Holds fork damping rods, cartridges, shock shafts, etc. while servicing. **NOTE: MADE OF SOLID ALUMINUM.** Sold each.

35-8672	TFSH10 Shaft Holding Tool 10, 12, 12.5, & 14mm (For Damping Rods)
35-8673	TFSH14 Shaft Holding Tool 14, 16, & 18mm (For Shock Shafts)
35-8674	TFSH20 Shaft Holding Tool 20, 24, & 29mm (For 20 & 25mm Fork Cartridges)
35-8675	TFSH32 Shaft Holding Tool 32 & 35mm (For 28 & 32mm Fork Cartridges)



ALUMINUM VISE INSERT



Aluminum Vise Insert provides a safe way to hold small suspension shafts and fittings securely without damage. Aluminum jaws have three machined openings to hold shaft from 7mm to 15mm. Bridge spring allows the tool to automatically open.

35-4302 Aluminum Vise Insert



FRONT FORK CAP SOCKET

Designed to remove and install Yamaha front fork caps with female hex head. Sold each.

35-8571 17mm Fork Cap Socket



SHOCK SEAL HEAD SETTING TOOL

Allows easy removal and installation of all 40 - 46mm integral shock seal head assemblies.

35-8676 Shock Seal Head Setting Tool TSSS01



OHLINS® FORK CAP TOOL

Special tool for Ohlins® brand forks with pin-type fork caps. Rubber cushion prevents damage when removing and installing the cap.

35-7856 Ohlins® Fork Cap Tool



FORK DAMPER ROD TOOLS Sold each.

- 35-7995** Combination Damper Rod Fork Tool: Designed to hold the damper rod during assembly & disassembly of Honda XR400's or Suzuki DR-Z400S. One end features spanner type prongs for the XR400 and the other a 27mm hex for Suzuki.
- 35-1964** Combination Damper Rod Fork Tool: Designed for assembly and disassembly of most inverted Kayaba and Showa 41mm, 43mm, and 45mm forks. Use one end for Kayaba forks and the other for Showa forks. (not required for 91-92 Honda CR models) Replaces Yamaha YM-01423, Honda 07PMB-KZ4010A
- 35-01494** Fork Damper Rod Holder YM-01494
Yamaha KYB Off-Road Forks applications.
- 35-8578** YM-01418 Yamaha 43mm Kayaba Front Forks
YZ125/250 (1988) YZ490 (88-90), TTR250
- 35-8537** Fork Damper Rod Tool - R6
YZFR-6 03-05 and R-6S 06-09
- 35-8579** Fork Damper Rod Holder
YM-01506 (06-13), YZF-R1 (09-13). **DOES NOT FIT R6S 06-09**



- 35-8380** Damper Rod Holder 10-12.5mm
- 35-8580** YM-01434 Damper Rod Holder 11-16.5mm
Yamaha Street XV1700, YZF-R1, YZF-R6
Yamaha Offroad YZ125/250 models (89-90)



KTM® FORK CAP WRENCH

Fork cap wrench for WP forks with pin-type caps commonly found on KTM models.


- 35-7816** KTM Fork Cap Wrench



BPF FORK HOLDING TOOL

This tool is used to hold the cartridge on Showa Big Piston Forks. These forks are found on late model sportbikes including 2009 and newer ZX-6R and GSX-R 1000 models

- 35-8379** BPF Fork Holding Tool



K&L FORK DAMPER ROD BLEED TOOL SET

This tool threads on to damper rod and allows better control of bleeding. Works on most Japanese applications.


- 35-8703** K&L Fork Damper Rod Bleed Tool Set
Includes 3 adapters: 9 x 1.0mm, 10 x 1.0mm, and 12 x 1.25mm



FORK DAMPER ROD HOLDERS

Holds damper rod when disassembling and assembling front forks. Provides a positive means of holding the inner damper rod while removing the bolt from the bottom of the fork leg. Sold each.

- 35-8577** 24mm Hex YM-01328-Yamaha 38mm Kayaba forks, YZ125 (81-83), IT175 (82-83), IT250 (81-82) YZ250 (77-80), YZ400 (77-79), IT465 (81-82)
- 35-8572** 27mm Hex YM-01388, Fits: XVS650 V-Stars
- 35-8583** 29mm Hex YM-33962 Fits: TT600, V-Max(93-07)
- 35-8576** 30mm Hex YM-01327-Yamaha 43mm Kayaba forks, YZ125 (84-87), YZ250 (81-87) IT250 (1983) YZ490 (82-87)
- 35-8582** 32mm Hex YM-33289 32mm Hex Wrench
- 35-01525** 41MM Retainer Nut Wrench YM-01525
FJR1300 (03-12), XTZ12 Super Tenere (12-13)
- 35-0668** Tool 25-Kawasaki applications



FORK CAP WRENCHES

- 35-7883** Fork Cap Wrench 46/50mm
Applications:
Honda CR250 (97-00), Suzuki RM125/250 (96-00). Also removes compression adjuster assembly on Suzuki RM125/250 (98-00).
- 35-7887** Fork Cap Wrench
Application:
Fits all YZ125, YZ250, YZ 250F, YZ450F models 05-14.



EQUIPMENT & TOOLS

HARD PARTS

CARB & FUEL

IGNITION/ELECTRICAL

CONTROL

SUSPENSION

ACCESSORIES

MARINE

AUTOMOTIVE

EQUIPMENT & TOOLS

SHOCK CLIP PICK



Here's a well-designed tool that makes removing shock retaining clips a safe and simple procedure. The hardened steel construction allows you to get behind the round wire clips without marring the shock body.

35-2535 Shock Clip Pick TSCP01



HARD PARTS

SHOCK PRELOAD NUT TOOL

This specially shaped tool is great for those bikes where a traditional preload wrench just won't fit. The tip of the tool is angled to properly fit into the notches of the preload collar.

35-6460 Shock Preload Nut Tool



CARB & FUEL

IGNITION/ELECTRICAL

SHOCK SPANNERS

Forged steel alloy tool used to loosen and tighten the shock ring nuts on rear shocks. Designed for shop or home use. Available in 40-45mm, 60-65mm, 80mm and 100mm sizes for most applications.

35-6462 Shock Spanner (40-45mm)

35-6464 Shock Spanner (60-65mm)

35-6467 Shock Lock Nut Wrench (80mm)

35-6468 Shock Lock Nut Wrench (100mm)



CONTROL

SUSPENSION

HONDA ATC / MX SHOCK SPANNER WRENCH

This heavy duty tool is made of heat treated alloy and is designed for shop use. Fits Honda ATC200X, 250R, 350X, and MX models.

35-5971 Honda ATC / MX Shock Spanner Wrench



ACCESSORIES

MARINE

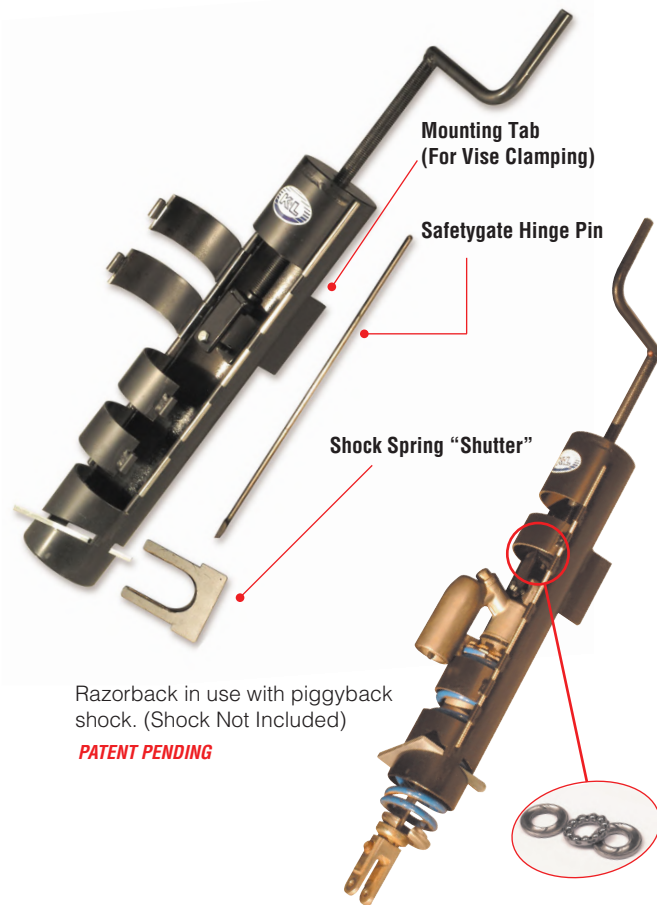
AUTOMOTIVE



K&L RAZORBACK SHOCK SPRING TOOL

The Razorback is the Shock Spring Tool that does it all. Single Shocks, Dual Shocks, even Piggyback Reservoir shocks can be safely handled with this tool. Its safetygate system encloses the entire shock while the spring is being compressed, eliminating the chance of a spring breaking free under load. The Razorback even has a tab for clamping in your bench vise, making spring changes safe, simple, and profitable.

35-9406 Razorback Shock Spring Tool




Razorback in use with piggyback shock. (Shock Not Included)

PATENT PENDING

SHOCK SPRING COMPRESSOR

Provides easy removal and installation of most shock springs without touching the spring collars. Features safety shaft locking device.

35-8671 Shock Spring Compressor TSSC01





STEERING RACE REMOVER

Steering Race Remover makes head tube bearing race removal easy. Tool is designed to be pulled through the steering tube until the flared ends snap in behind the race. A blow on the tool head removes the race. Two sizes fit most bikes with bearing races from 25 mm. to 55 mm. I.D.

35-4509 Steering Race Remover 25-38 mm

35-4288 Steering Race Remover 38-55 mm

35-4288



STEERING STEM RACE PULLER

This tool expands to grab the steering race allowing the use of a drift punch to remove the race from the frame. 30 to 68mm range.

35-4506 Steering Stem Race Puller



STEERING HEAD RACE PULLER

- Designed to quickly/precisely remove bearing race from the steering head
- Design ensures bearing perfect pulls
- Works on tapered races - 47-52MM OD

35-4220 Steering Head Race Puller



STEERING RACE PRESS

Steering Race Press easily and accurately presses in steering stem races. Eliminates damage and misaligned bearing races. Helps prevent dented and chipped frames. The heat-treated bushings (included) provide a precise fit and alignment for most brands.

35-4287 Steering Race Press



STEERING BEARING INSTALLER

A new approach to steering bearing installation! This system utilizes specially designed aluminum inserts to quickly and accurately install lower steering bearings.

Simply choose the correct insert, slide the setting driver over the steering tube, and tap the bearing into place with a hammer. Comes with inserts & driver.

35-4544 Steering Bearing Installer Tool



BEARING RACE DRIVER SET

- Fits 12-25mm ID/32-47mm OD
- Quick changing for range combos

35-9470 Bearing Race Driver Set



BEARING RACE & SEAL DRIVER

Insert bearing races quickly and straight on the first try. Six disc sizes fit most bearing sizes. To install (drive) seals, turn discs over. Eliminates damage to bearing races. Seven piece kit includes driver handle and the following disc sizes: 40, 45, 50, 59, 63, and 65mm.

35-9268 Bearing Race & Seal Driver



STEERING HEAD BEARING RACE DRIVER

- Fits tapered bearings 41-42mm/47-48mm/51-52mm/55-56mm
- Innovative double sided drivers

35-9471 Steering Head Bearing Race Driver Set



STEERING STEM WRENCH

For loosening and tightening of steering stem nut. Spanner adjusts to fit most bikes.

35-9472 Steering Stem Wrench



BEARING PACKER KITS

35-6900 Deluxe Bearing Packer

35-6911 Econo Bearing Packer



35-6911

ADJUSTABLE STEERING NUT WRENCH

Adjustable steering nut wrench for scooters and small dirt bikes. Small size fits in tight spaces.

35-7839 Adjustable Steering Nut Wrench



KTM® HEIM JOINT TOOL BY MOTION PRO®

Removes and replaces KTM Heim joints (# 50304090044) or after market equivalents. Aligns Heim joint for easy installation, the built in stop correctly centers Heim joint in swing arm. Aligns and installs Heim joint seals. Handle includes retention o-ring to hold Heim joint adaptors and Heim joint bearing in place.



35-5845 Motion Pro® KTM® Heim Joint Tool

FOUR IN ONE HEX AXLE TOOL (ALUMINUM)

This Tool fits the internal hex on many late model sport bike axles and some dirt bikes. The light weight alloy tool is perfect for packing on trips. It features metric hex sizes of 17, 19, 22 & 24mm, and has 3/8 in. square drive on both ends. Sold each.



35-3601 Four in one Hex Axle Tool

FOUR IN ONE HEX AXLE TOOL (STEEL)

This Tool fits the internal hex on many late model sport bike axles and some dirt bikes. It features metric hex sizes of 17, 19, 22 and 24mm, and has 3/8 in. square drive on both ends. The solid steel construction means it's much less prone to stripping the tool or the axle. Sold each.



35-2297 Hex Axle Tool (Steel)

9PC IMPACT ALLEN SET 6-19mm

Impact quality short allen socket set 6mm to 19mm sizes are great for tire changing and engine inspection plug removal. Short length helps prevent damage to soft aluminum inspection plugs. Wide range of sizes reduces tools needed during tire changes. Fits 6mm pinch bolt up to 19mm front axle in 1 set.



35-4108 9PC Impact Allen Set 6-19mm

HANDLEBAR AND SUBFRAME STRAIGHTENER

The Handlebar and Subframe Straightener is a versatile and innovative tool. Vinyl coating on the hook and the fulcrum pad helps protect all painted surfaces. Full 8 inches of adjustment with open hook design.



35-4286 Handlebar & Subframe Straightener

CLUTCH HUB LOCK NUT DRIVER

4 lug design works on all clutch hub nuts. Compatible with normal driver tools.



35-8763 20MM Nut Driver

35-8764 24MM Nut Driver

35-8763

CLUTCH HUB LOCK NUT DRIVER

- Work on clutch hub nuts
- 4 lug design



35-8765 32-36MM Nut Driver

35-8766 24-30MM Nut Driver

35-8765

MOTION PRO SPANNER NUT SOCKETS

- Used for removal and installation of spanner (castle) lock nuts
- Premium quality high carbon steel
- Heat treated for strength and durability
- Durable hot black oxide finish

35-8927 Spanner Socket : Suzuki Swing Arm
Suzuki tool 09940-14970

35-8928 Spanner Socket : Suzuki Frame
Suzuki tool 09940-14980 and 09940-14990

35-8929 Spanner Socket : Yamaha Frame
Yamaha tool YM-01507

35-8930 Spanner Socket : Kawasaki Frame
Kawasaki tool 57001-1450 and 57001-1597

35-8931 Spanner Socket : Honda Frame
Honda tool 07VMA-MBB0100

35-8933 Spanner Socket : Suzuki Swing Arm
Suzuki tool 09940-14940



HONDA®	YEARS	MOTOR MOUNT	SWING ARM
CBR600RR	07-14	35-8931	—
CBR1000RR	08-14	35-8931	—

KAWASAKI®	YEARS	MOTOR MOUNT	SWING ARM
ZX600J Ninja ZX-6R	00-04	35-8930	—
ZX600J ZZR600	05-08	35-8930	—
ZX600K/M/N ZX-6RR	03-06	35-8930	—
ZX600P/R ZX-6R	07-12	35-8930	—
ZX636B/C/D ZX-6R	03-06	35-8930	—
ZX636E ZX-6R	13-14	35-8930	—
ZR750L Z-750 (European)	07-10	35-8930	—
ZX900F ZX-9R	02-03	35-8930	—
KLZ1000A Versys (European)	12-14	35-8930	—
ZR1000A Z-1000	03-06	35-8930	—
ZR1000B/D Z-1000	07-13	35-8930	—
ZX1000C/D ZX-10R	04-07	35-8930	—
ZX1000E/F ZX-10R	08-10	35-8930	—
ZX1000G Ninja 1000	11-13	35-8930	—
ZX1200C ZZR1200	2002	35-8930	—
ZG1400A/B/C/D Concours	08-13	35-8930	35-8930
ZX1400A/C/E ZX-14R	06-13	35-8930	35-8930


SUZUKI®	YEARS	MOTOR MOUNT	SWING ARM
GSX-R600V-K2	97-02	35-8928	—
GSX-R600K3-K5	03-05	35-8928	35-8927
GSX-R600K6-L4	06-14	35-8928	35-8933
DL650/A V-Strom	04-12	35-8928	35-8933
SV650/S/A	99-08	35-8928	35-8933
GSX-R750T-K2	96-02	35-8928	—
GSX-R750K3-K5	03-05	35-8928	35-8927
GSX-R750K6-L4	06-14	35-8928	35-8933
DL1000/A V-Strom	02-14	35-8928	35-8933
GSX-R1000K1-K2	01-02	35-8928	—
GSX-R1000K3-K4	03-04	35-8928	35-8927
GSX-R1000K6-L4	05-14	35-8928	35-8933
SV1000/S	03-08	35-8928	35-8927
TL1000R/S	97-03	35-8928	35-8927
GSX1300R Hayabusa	99-03	35-8928	—
GSX1300R Hayabusa	04-13	35-8928	35-8927

YAMAHA®	YEARS	MOTOR MOUNT	SWING ARM
YZF-R6	06-13	—	35-8929
YZF-R1	07-13	—	35-8929

MOTION PRO SWINGARM BEARING TOOL

This tool is designed for installation of the swingarm bearings on late model Japanese motorcycles. Using the correct size insert (various sizes included in kit) and the puller, the bearing can be installed into the swingarm. Sold as a kit.

35-0213 Motion Pro Swingarm Bearing Tool



MOTION PRO COMPRESSION BOLT REMOVAL TOOL FOR KTM

This tool fits 2007 and 2008 KTM with WP 4860 MXMA CC forks, and is designed for removing and installing the compression valve assembly from the fork cap. Tool also allows you to properly torque the compression valve assembly during installation. 17mm head, made of 6061 T-6 aluminum.

35-5811 Motion Pro Bolt Removal Tool



MOTION PRO 49 AND 50MM FORK CAP WRENCHES

35-5820 50 mm, 6 point box wrench for removing the fork cap (cartridge) on WP 4860 MXMA dual chamber closed cartridge (WP USD 48 mm) forks on late model KTM's 12 mm slot for holding the damper rod for removing the rebound bolt.

35-5823 49 mm, 8 point box wrench for removing the fork cap (cartridge) on dual chamber closed cartridge forks on late-model Yamaha's & Honda's (2010 Honda CRF250R uses 35-7803 Fork cap wrench)



MOTION PRO FORKTRU FORK ALIGNMENT TOOL

Easy to use tool for aligning front forks improves handling. Reduces seal and bushing wear and fits most MX and Off-Road motorcycles. Works on 27 mm - 62 mm fork legs and tubes; and forks that are 140 mm to 220 mm on center. Knurled adjustment screws for easy setup.

35-5809 Motion Pro ForkTru Fork Alignment Tool



SAG MASTER™ SAG TOOL

The Sag Master makes measuring "Race Sag" fast, easy, and accurate.

35-8681 Sag Master™ SagTool



MASTER CYLINDER FLEX-HONE (320 GRIT)

Aluminum oxide, 320 grit for honing aluminum cylinders. Use brake fluid for honing fluid. Sold each.

35-9107	10mm	35-9108	11mm	35-9114	14mm
35-9119	16mm	35-9126	18mm	35-9130	19mm (3/4")



FLEX-HONE FOR ROTORS

Flex Hones for Rotors produce the ideal finish on brake rotors and flywheels.

- Produces a non directional pattern
- Lower harmonic vibrations
- Ideal for new or re-turned rotors and flywheels.
- More rotors per hone-lasts much longer than abrasive pads. Sold each.

Available in the following grit sizes:

35-1916	60 Coarse
35-1917	120 Medium
35-1918	240 Fine



PB-1 PORTABLE WORKBENCH

The PB-1 is a work table that folds for easy transport and storage; perfect for races or the garage. Features a large work surface (91.5cm x 58.5cm) with slots, holes, and recesses to hold tools, lubes, beverages, and whatever else you can think of. Folding steel legs provide a solid base for a toolbox and supplies.

Dimensions:
Set up- 91.5cm x 58.5cm x 82.5cm
Folded- 108cm x 58.5cm x 18cm

35-6771 PB-1 Portable Workbench



BRAKE CALIPER PISTON TOOL

Expands the gap between the pads, making it easy to fit the brake rotor between the pads when re-installing a caliper or wheel.

35-4467 Brake Caliper Piston Tool



BRAKE PISTON RESETTING/COMPRESSION TOOL

Perfect tool for changing brake pads on any Power-Sport vehicle from large UTV's to small dirt bikes and scooters. This tool spreads floating calipers open and resets brake pistons to factory position. Compression Range: 0-65mm



35-4479 Brake Caliper Piston Tool

DUAL DISC BRAKE VACUUM BLEEDER

Brake bleeder with fittings to bleed both dual disc front brake calipers simultaneously. This bleeder can be a real time saver. Great for bleeding after an upgrade to braided brake lines!



35-5902 Dual Disc Brake Vacuum Bleeder

BRAKE CALIPER PISTON PULLER SET

This Brake Caliper Piston Puller set is made for those difficult to disassemble brake calipers. The tool grabs the piston from the inside to eliminate tool marks on the critical seal surface. The slide hammer then pulls the piston from the caliper body. Adapters from 19mm to 30 mm fit a wide range of piston sizes. Comes in a sturdy carrying case.



35-6885 Brake Caliper Piston Puller Set

BRAKE BLEEDER KIT

This handy bleeder kit catches the brake fluid to protect painted surfaces and allows for easy disposal of the old fluid. Kit includes 3 fittings to accommodate most bleeder screw sizes.



35-5906 Brake Bleeder Kit

MOTION PRO HYDRAULIC BRAKE BLEEDER

Makes bleeding brakes a one person job. This unique check valve allows fluid and air to escape while preventing air from re-entering the system. Instructions and hose included. **Made in U.S.A.**



35-9761 Motion Pro Hydraulic Brake Bleeder

MOTION PRO MINI BRAKE BLEEDER

Combines the Bleeder valve & Wrench into one convenient, compact tool. The simple to use design makes this job faster, with fewer headaches.

- 35-5899** Motion Pro Mini Brake Bleeder 8mm
- 35-5903** Motion Pro Mini Brake Bleeder 10mm
- 35-5905** Motion Pro Mini Brake Bleeder 11mm
- 35-5907** Motion Pro Mini Brake Bleeder 3/8



35-5903




35-5905

RADIATOR CAP ADAPTER-ASIAN

Fits small bayonet applications with a 16mm deep neck. Numerous applications including many Asian brands and models.



35-8117 Rad. Cap Adapter-Asian



MITYVAC DELUXE VACUUM TESTER KIT

Kit includes accessories needed to bleed brake systems and test basic vacuum related systems in the engine, ignition and fuel. Instruction manual and molded plastic carrying case included.

35-5900 Mityvac Deluxe Vacuum Tester Kit

MITYVAC BRAKE BLEEDER KIT MV8020

Kit includes plastic body Mityvac, reservoir jar with plastic transfer lid, storage lid, brake bleeding adapter package, 24" of tubing and instruction manual.

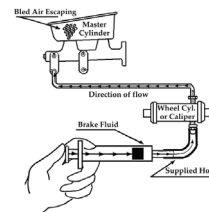


35-5904 Mityvac Brake Bleeder Kit MV8020

EZE BRAKE BLEEDER

Vacuum operated syringe bleeds master cylinder in seconds without special tools or clips. Requires only one person to complete operation.


35-6515 EZE Brake Bleeder



CABLE LUBER

Designed to inject lubricant into the cable housing. Extends life of cable and creates less drag between the cable and its housing.

35-0014 Cable luber



MV4530 COOLING SYSTEM TESTER

The Mityvac MV4530 Cooling System Pressure Test Kit quickly reveals external cooling system leaks, and detects internal leaks caused by a blown head gasket, or cracked block or head. The kit comes complete with a high-quality pressure pump and four (4) adapters for connecting to the cooling systems of most Asian manufactured cars and motorcycles. Radiator caps can also be tested with available adapters.

35-8115 Cooling System Tester



MOTION PRO JUMBO CHAIN TOOL & QUAD STAKE KIT

Ultra heavy duty tool for breaking and riveting roller chains. This tool fits all 520, 525, 530, 630 standard or O-ring type chains plus industrial chains from #50 through #80. Manufactured from heat treated chrome moly steel. Body bolt requires a 13/16", (21mm) wrench and extractor pin uses a 9/16", (14mm) wrench or socket. **Made in U.S.A.**

NOTE: QUAD STAKE RIVET KIT NOT INCLUDED WITH JUMBO CHAIN TOOL KIT. SOLD AS AN OPTION.




JUMBO CHAIN TOOL KIT
35-0918

QUAD STAKE RIVET KIT
35-9760

- 35-0918** Jumbo Chain Tool Kit
- 35-9760** Quad Stake Rivet Kit-use in conjunction with Jumbo Chain Tool Kit. This rivet kit will quad stake chain links so they will look factory installed. **Made in U.S.A.**
- 35-0974** Replacement pin for Jumbo Chain Tool Kit

MOTION PRO MINI-CHAIN PRESS TOOL

Tool box size low-priced tool for pressing on press-fit side plates. Will fit all 520~530 chains and easily fits into tool kit. Hex key wrench is included.



- 35-5910** Motion Pro Mini-Chain Press Tool

CHAIN BREAKERS

Two Shop Size Chain Breaker for 420, 428, 520, & 530 chains.

- 35-7939** Motion Pro Works on 420, 428, 530 chains
- 35-7940** Replacement tip for Motion Pro 35-7939
- 35-5169** Works on 420, 428, 520, & 530 chains



35-5169



35-7939

MOTION PRO CHAIN PRESS TOOL KIT

Chain press tool for installing link. Fits 520-530 standard and O-ring chains.




- 35-7932** Motion Pro Chain Press Tool Kit

RK CHAIN BREAKER RIVET TOOL

Quickly and easily break 40 and 50 type chain. Easily press-fits tight tolerance 40, 50 and 60 O-ring chain sideplates to the correct depth for clip or rivet link installation. RK's special pinhole rivet links to the proper dimension to secure side plates in place. Works on most brands. Heavy duty sure-grip black composite handle. Lifetime warranty on tool body/handle only. Molded plastic storage case.

- 35-3195** Chain breaker Rivet Tool
Mfg# UTC4060
- REPLACEMENT PARTS FOR CHAIN TOOL**
- 35-2333** Cutting Pin #CP4050
- 35-2334** Clip link plate holder #PH4060C
- 35-2335** Rivet link plate holder #PH5060R



CHAIN CUTTER/RIVETER

Breaks chains including scooters and mini-bikes, also peens over rivet links.

- 35-4944** Chain Cutter/Riveter Universal
- 35-4930** Chain Cutter/Riveter size 35-40
- 35-4931** Spare Cutting Pin for **35-4930**
- 35-4932** Spare Riveting Pin for **35-4930**
- 35-4936** Chain Cutter/Riveter size: 50
- 35-4937** Spare Cutting Pin for **35-4936**
- 35-4938** Spare Riveting Pin for **35-4936**



35-4944



35-4930

ENDLESS CHAIN RIVETING TOOL KIT

Designed to break and rivet chain links to form an endless chain. For use on cam chain or drive chain. Includes plastic storage box and all needed pins and sleeves. Sold as a kit.



35-5134

- 35-5134** Endless Chain Riveting Tool Kit
- 35-5145** 2mm Replacement Tip
- 35-5147** 3mm Replacement Tip
- 35-5149** 4mm Replacement Tip
- 35-5151** Replacement Wedge Tip, ball end for riveting

MOTION PRO PBR CHAIN TOOL


Designed to PRESS, BREAK & RIVET 520, 525 & 530 Chains. Will work with O-ring and Non-O-ring chains. All heat-treated steel construction. Can be hand held or used in a vise. Storage box included. Sold Each.



- 35-5139** PBR Chain Tool

ADJUSTABLE LINK HOLDER TOOL

This time saving tool holds the link ends together, freeing up both hands to install the master link into the chain ends. Fits 420 to 530 chain sizes.



- 35-5913** Adjustable Link Holder Tool

THE GRUNGE BRUSH CHAIN BRUSH

For cleaning drive chains. The "Brush Blocks" are adjustable to fit all chain sizes from bicycle to 630 O-ring.




35-1911

- 35-1911** Grunge Brush only
- 35-1910** Grunge Brush Combo Pack grunge brush with four oz grunge buster chain degreaser
- 35-1912** Grunge Brush replacement pad set- set of three brush pads
- 35-1913** Grunge Brush, Aluminum
- 35-1914** Grunge Brush Aluminum Combo

MOTION PRO MASTER LINK PLIERS

Designed to simplify installation and removal of clip-type master links. One end of tip is shorter and notched to be placed on the pin which allows the longer end to push the clip.



- 35-0334** Master Link Pliers

EQUIPMENT & TOOLS

HARD PARTS

CARB & FUEL

IGNITION/ELECTRICAL

CONTROL

SUSPENSION

ACCESSORIES

MARINE

AUTOMOTIVE

K&L ULTRASONIC CLEANERS

K&L's New Digital Ultrasonic Cleaners provide industrial strength cleaning and quality at a tabletop price. Our ultrasonic technology cleans even the smallest spaces that are inaccessible to normal cleaning tools. With a digital input, standard heat and power adjustment, and optional ultrasonic power control, these units have a wide variety of uses including:

- Powersports/Automotive/Marine (carburetor/bearing parts, injectors)
- Body shops (nozzle and coating holders, parts and tools)
- Mechanical engineering (machinery parts, valves, assemblies)
- Air and filter technology (oil filters, respirator masks, air conditioner parts, valves)

IMPORTANT NOTE: THESE ARE BENCHTOP CLEANERS AND ARE NOT INTENDED FOR CONTINUOUS (ALL-DAY) DUTY. PLEASE CONTACT K&L FOR INFORMATION ON INDUSTRIAL MODELS THAT ARE DESIGNED FOR CONTINUOUS (ALL-DAY) DUTY.

***2 YEAR WARRANTY ON PARTS AND LABOR**



K&L P/N	TANK CAPACITY	ITEM DESCRIPTION	INSIDE TANK DIMENSIONS (L X W X H INCHES)	WEIGHT (LBS)
37-3451	1.5 Gal	Heat/Timer/1.5 Gal/45 kHz/115v	11.75 x 6 x 6	15
37-3456	1.5 Gal	Heat/Timer/Power-Control/1.5 Gal/45 kHz/115v	11.75 x 6 x 6	15
37-3464	3.25 Gal	Heat/Timer/3.25 Gal/45 kHz/115v	11.75 x 9.5 x 8	25
37-3465	3.25 Gal	Heat/Timer/Power-Control/3.25 Gal/45 kHz/115v	11.75 x 9.5 x 8	25
37-3473	7 Gal	Heat/Timer/7 Gal/45 kHz/115v	19.5 x 11.75 x 8	45
37-3474	7 Gal	Heat/Timer/Power-Control/7 Gal/45 kHz/115v	19.5 x 11.75 x 8	45

SERIES H/T/PC

- Digital display of temperature, ultrasonic power and cleaning time
- Adjustable cleaning time or continuous operation via digital display
- Adjustable bath temperature of 20-80°C with digital display
- Adjustable ultrasonic power in nine steps. This feature enables an optimal adjustment of the ultrasonic energy to the parts being cleaned
- Degas function allows a variety of consistent sample prep applications
- Lift-off cover included



K&L ULTRASONIC CLEANER ACCESSORIES

K&L P/N	TANK CAPACITY	ITEM DESCRIPTION
37-3459	1.5 Gal	Auxiliary Pan 500
37-3460	1.5 Gal	Replacement Cover 500
37-3613	1.5 Gal	SS Mesh Basket 500
37-3463	1.5 Gal	SS Perf. Basket 500
37-3468	3.25 Gal	Auxiliary Pan 1100
37-3471	3.25 Gal	Replacement Cover 1100
37-3619	3.25 Gal	SS Mesh Basket 1100
37-3472	3.25 Gal	SS Perf. Basket 1100
37-3476	7 Gal	Auxiliary Pan 2600
37-3481	7 Gal	Replacement Cover 2600
37-3615	7 Gal	SS Mesh Basket 2600
37-3482	7 Gal	SS Perf. Basket 2600
35-6671	2 3/8" W x 7" H with lid	
35-6674	4 1/2" W X 7" H with lid	
35-6675	9" W x 8" H Basket only. Lid not included. Sold as an option	
35-6677	Lid for 9" x 8" basket only. Not included with 35-6675	

SERIES H/T

- Digital display of temperature and cleaning time
- Adjustable cleaning time or continuous operation via digital display
- Adjustable bath temperature of 20-80°C with digital display
- Lift-off cover included



STAINLESS STEEL BASKETS

All baskets are equipped with drain handles, helping to prevent unnecessary carry-over of the cleaning agent and keeps your workplace clean.



FLOW-THRU PARTS WASHER BRUSH

- Durable, injection-molded handle with ribbed design for firm grip is the perfect replacement for most parts washer brushes
- Solvent flows through core of brush handle and delivers solvent directly to the polyester bristles
- Stiff 2-1/2 inch nylon bristles shaped to penetrate deep crevices and loosen stubborn deposits
- Can be used with either petroleum or water based cleaning solutions



35-6768 Flow-Thru Parts Washer Brush

SOAP FOR K&L ULTRASONIC CLEANERS

K&L P/N	ITEM DESCRIPTION
38-2950	Crest CC2003 Soap for Ultrasonic Cleaners (Strong)
38-2378	CC211 - Soap for Ultrasonic Cleaners (Medium)
38-2376	CC235 - Soap for Ultrasonic Cleaners (Mild)

38-2950



38-2376



MODEL 2013 ULTRASONIC PARTS WASHER

SPECIFICATIONS:

- 48" L x 25" W x 36" H (with lid open add 18" to width)
- Cleaning Tank: 19" L x 13" W x 14"D
- Total Liquid Capacity: 16 gallons for 2013 and 23 gallons for 2013D
- Ultrasonic Power: 2400 watts peak/1200 watts avg.

All stainless steel construction. Adjustable ultrasonic power 40 kHz dual bonded transducers. 7-day programmable heat timer Insulated tank. Heavy duty locking casters. Easy operation and maintenance. One year warranty on entire unit.

37-2722 Model 2013 Ultrasonic Cleaner

37-2717 2013D w/ filtration, allows the operator to skim away any floating contaminants.

37-2721 Basket for 2013D 15 x 15"



37-2721



37-2717



37-2722



Made in USA

K&L SINGLE CYLINDER CRANKSHAFT ASSEMBLY FIXTURE

Fixture will assemble most Japanese and European single cylinder crankshafts including the Honda tin can cranks. Set includes assembly fixture, and seven axle bushing adapters – 17mm, 20mm, 22mm, 25mm, 28mm, 30mm, and 32mm.

37-9688 K&L Single Cylinder Crankshaft Assembly Fixture



35-7679

K&L CARB SERVICE STAND

Conveniently positions carburetors at ideal height and allows 360° rotation for easy access. Parts storage base can be bench mounted. Ideal for single and multi carbs. Included expansion plugs hold carbs with openings from 22mm to 41mm I.D. for unobstructed use.

35-7679 K&L Carb Service Stand

20-TON HYDRAULIC PRESS



37-9632

- All Welded Steel Construction
- Reinforced head Plates
- 20-ton jack included
- Made in U.S.A.

37-9632 20-Ton Hydraulic Press only with jack (U-Blocks sold separate)


OPTIONAL ACCESSORIES

- 35-4001** Split Bearing Puller 2-1/4" max. reach
- 35-4002** Split Bearing Puller 4" max. reach
- 35-9443** 36mm Fork Tube U-Block (for 33 thru 36mm tubes)
- 35-9447** 40mm Fork Tube U-Block (for 37 thru 40mm tubes)
- 35-9449** 46mm Fork Tube U-Block (for 44 thru 46mm tubes)
- 35-9416** 49mm Fork Tube U-Block (for 47 thru 49mm tubes)
- 35-9420** 52mm Fork Tube U-Block (for 50 thru 52mm tubes)

CRANK BEARING/GEAR PULLER SET

Used to pull both gears and bearings from cranks.

35-9603 Crank bearing and gear puller set



CRANKSHAFT DISASSEMBLY TOOL

This fixture is designed to disassemble most single and twin cylinder models. **NOTE: MAY NOT WORK ON TIN CAN CRANKS. (YZ80/KX80).**

37-9556 Crankshaft Disassembly Tool



EQUIPMENT & TOOLS

HARD PARTS

CARB & FUEL

IGNITION/ELECTRICAL

CONTROL

SUSPENSION

ACCESSORIES


MARINE

AUTOMOTIVE

K&L MC25 METRIC ENGINE STAND

This versatile engine stand is easily adjustable to accommodate the wide range of engine types in service today, from twins to in-line fours and even six cylinder Benelli and Honda CBX engine! Height and width are both adjustable on the MC25, another major feature is the ability to rotate an engine a full 360 degrees. Pan removal, transmissions, and starter clutches are just a few of the services that are easier with MC25.

- 37-9352** K&L MC25 Metric Engine Stand
- 37-6336** 200MM Adaptor for K&L MC25 Metric Engine Stand



C-FRAME CREEPER SEAT

Heavy duty, tubular steel design for maximum strength. Convenient 11-1/2"X 12-1/2" tool tray. Shielded 2-1/2" swivel casters allow easy 360° movement, fully padded seat cushion.



- 35-6429** Creeper Seat

SHOP RAG DISPOSAL BIN

An important safety item that every shop needs, this bin features all-metal construction for durability and is **OSHA COMPLIANT**.

- 35-5859** Shop Rag Disposal Bin



25 GALLON GAS CADDY

Fuel to go for your shop or garage! Gas Caddy features include:

- 25-gallon capacity.
- Ground wire
- Hose Nozzle sized for M/C filler necks
- Rotary pump siphons and dispenses fuel

- 35-2311** 25 Gallon Gas Caddy (Blue)
- 35-2410** 25 Gallon Gas Caddy (Red)
- 35-2411** 25 Gas Caddy Pump (No hose included)
- 35-24110** Replacement Pump Hose



(INCLUDES PUMP & HOSE)

IMPORTANT SAFETY NOTE: THIS PRODUCT IS INTENDED FOR SHOP USE ONLY. DO NOT USE TO TRANSPORT FUEL IN A MOTOR VEHICLE, PICKUP TRUCK, OR TRAILER.

FLUID EVACUATOR PLUS

At the push of a button, this unit changes from vacuum to pressure for evacuating or dispensing fluids. This functionality makes it ideal for draining tanks or reservoirs then pumping the used fluid back out for easy disposal. Automatic shut-off prevents overfilling, for superior mobility, this unit utilizes a manual pump so compressed air or electricity is not required. Includes wands to drain engine oil & transmission fluid directly through the dipstick. 2.3 Gallon Capacity (8.8 liters)

- 35-9144** Fluid Evacuator Plus



35-9334

35-9144

FLUID EVACUATOR

The Fluid Evacuator is a portable, hand operated transfer system with a 6.5 liter (1.7 gallon) capacity. The reservoir is made of polyethylene, and can safely hold oil, coolant, and brake fluid.

- 35-9042** Fluid Evacuator
- 35-9334** Fluid Evacuator Brake Bleeding Accessories Kit
- 35-9332** Extended Tube Kit. Kit include 5.7, 6.6 and 10mm tubes in longer 8ft lengths



35-9042

FLUID EVACUATOR: COMPRESSOR TYPE

Operates on compressed air to create a powerful venturi vacuum for draining fluids from tanks and reservoirs. Compressed air hose attaches at base for stability. Includes accessories for draining engine oil or transmission fluid directly through the dipstick tubes. Also includes brake/clutch bleeding kit (Model No. 07205) for vacuum bleeding hydraulic brake and clutch systems

- 35-9129** Fluid Evacuator-Compressor Type



MINI FLUID EVACUATOR

Operates on compressed air to create a powerful venturi vacuum for quickly evacuating small reservoirs. The lid un-threads for convenient emptying, and the evacuation hose is perfect for getting into those hard to reach places.

- 35-4861** Mini Fluid Evacuator



SHAKER SIPHON HOSE

- Shaker Siphon helps you transfer fluids with ease.
- Moves up to 3.5 gallons a minute, through a 6-foot anti-static tube
- Safely transfer fuels, gasoline, diesel, water and many other liquids.
- Great for home, farm, fleet, auto, marine and much more.
- Simply shake the hose up and down to start the transfer.

- 35-2392** Shaker Siphon Hose



55 GALLON DRUM CART

This Mobile Oil Pump Kit makes oil projects easier to complete. Durable, portable unit comes complete with digital oil control valve and meter. The sturdy cart can support up to 400-lb. drum (including a standard 55-gallon drum) and includes reel with 50ft. hose. Suitable for dispensing oil at medium/high viscosity for mobile installations and fixed system at medium distances. Works on any size drum with a 2in. bung adapter.

- 5:1 oil pump smart design for less wear
- Heavy-duty 1/2in. x 50ft. oil hose with reel for neat and convenient storage
- Digital oil control valve with precision $\pm 0.5\%$
- Heavy-duty trolley for drums up to 400lbs.
- 11in. front wheels & 8in. steering casters with brakes
- Adjustable side support for towing accessories
- Drum clamp secures the drum to the cart for stability and easy transport
- Includes 8in. and 20in. rigid suction pipes to adjust length

39-8367 55 Gallon Oil Drum Cart

SPECIFICATIONS:

Ship Weight: 164.0 lbs

Flow (GPM): 3.7

Average Air Consumption (CFM): 4.5 at 115 PSI

Operating PSI: 70 - 115

Max. PSI: 150 / Max. Fluid PSI: 575

Air Inlet Size (in. NPT): 1/4

Inlet Port (in.): None / Outlet Port (in.): 1/2

Gear Ratio: 5:1

Pump Tube (dia.): 1 21/32

Pump Tube Length (in.): 37

Max. Fluid Temp. (F°): 194

Hose (in. x ft.): 1/2 x 50

Dimensions L x W x H (in.): 49 x 20 x 20



DRUM FUNNEL

Eliminate overspills while pouring. Large surface area permits drainage of multiple containers simultaneously. Highly durable, it will resist rust, dents and other chemicals and give many years of trouble free service. Fits all types of 55 gallon drums.

39-8362 Drum Funnel



18 GALLON OIL EXTRACTOR

Fully equipped mobile, pressurized evacuation unit for suction of oil. Clean, easy way to remove used oils and fluids from engines through dipstick tube or other convenient openings. Includes set of four suction wands (rigid and flexible). ASME approved 18 gallon. Shipping weight 75 lbs.

35-8346 18 Gallon Oil Extractor



OIL DRAIN SYSTEM

This system lets you drain up to 10 gallons of oil into the on board tank. When full, just connect shop air to the tank with the supplied fitting, then transfer the used oil into your own container for disposal. This unit is portable, and rolls on 6" wheels. The drain pan and arm adjust to fit both motorcycle and ATV applications.

35-3500 Oil Drain System. Heavy duty steel, 10 gallon capacity



EQUIPMENT & TOOLS

HARD PARTS

CARB & FUEL

IGNITION/ELECTRICAL

CONTROL

SUSPENSION

ACCESSORIES

MARINE

AUTOMOTIVE



TENSION BOLT CLUTCH WRENCH

Designed with a special clutch end for driving, this wrench is used to easily repair tensioning bolt parts. Fits Ducati Superbikes 1098/1198/749/848/998/999, DIAVEL, Multistrada1200, StreetFighter 1098/848/S and Super models. Made of chrome alloy steel.

35-8632 Tension Bolt Clutch Wrench



ROCKER PIN PULLER TOOL

Rocker pin puller tool for all 2 valve Ducati MH900E, Hypermotard, Monster, Multistrada, Sport Classic, Sport Touring, Street Fighter.

35-8631 Rocker Pin Puller Tool



CAM BELT LOCKING TOOL

Tool helps loaded camshaft from rotating while installing cam belts on 4 valves Ducati engines. Fitted 18 tooth sprocket for Ducati's 748, 916, 996 and Desmoquattro, not for ST4 and S4 engines

35-8636 Cam Belt Locking Tool



SHORT CAM BELT LOCKING TOOL

Prevents the loaded camshaft from rotating while installing new cam belts on 4 valves Ducati engines. Fits 20 tooth sprocket for Ducati's 749 and 999 Testastretta engine.

35-8637 Short Cam Belt Locking Tool



CAMSHAFT ALIGNMENT TOOL

Keeps the camshaft sprockets aligned while installing new cam belts. Fits 18 tooth sprocket for Ducati 851, 888, 916 & 996 engines.


35-8635 Camshaft Alignment Tool



ROCKER PRE-LOAD TOOL SET

Closing rocker pre-load tool set for checking closing shim clearance on Ducati Monster S4R, Super Bike 749/998/999 models. Set includes 2pc drive tool and 1pc "U" wire. Made of carbon steel.

35-8634 Rocker Pre-Load Tool Set



VALVE HEAD TIMING KIT

Belt roller timing of two-valve head. Fits most Ducati Bikes. Comes with 2 sizes: M5 X 0.8 & M8 X 1.25.

35-8638 Valve Head Timing Kit



MULTI-HOLDING TOOL

Special spline type wrench designed for holding the timing belt roller spring nuts. Works with Ducati Monster, Multistrada, MH900E (01-02), Sport Touring, and Super Sport models. Made of aluminum alloy and anodized.

35-8633 Multi Holding Tool



DUCATI DUAL HEAD CHAIN ADJUSTMENT WRENCH

Fits most Ducati motorcycles with a single sided swingarm that uses an Eccentric Hub to adjust the Chain. Includes 1098, 1198, 1199, 1299 Panigale, Streetfighter, Multistrada 1200, Diavel, 748, 916, 996, 998, Hypermotard, Monster S2R & S4R motorcycles.

This Stubblefield Dual Head Chain Adjustment Wrench features a Built-In Bottle Opener! Made in The USA!

35-8659 Ducati Dual Head Chain Adjustment Wrench





DUCATI
Special Tools

CRANKSHAFT TURNING TOOL FOR DUCATI

Crankshaft turning tool used on late model Ducati 1990 to current. (750/900/916) Special tool turns timing mark on the degree wheel for perfect valve adjustments. Remove spark plugs and place engine in neutral during use. Mechanic's timesaver.




35-5955 Crankshaft Turning Tool for DUCATI

DUCATI REAR WHEEL NUT TOOLS

We now offer the special sockets to remove Ducati rear wheels!!! These 1/2" drive sockets cover the full range of current Ducati applications. Note: 41 and 46mm sockets require a short 1/2" drive extension

35-8641 DUCATI Rear Wheel Nut Tool 41. Fits 748,916 and other models with a 41mm nut

35-8646 DUCATI Rear Wheel Nut Tool 46. Fits 996,999,Monster and other models with a 46mm nut



35-8641

35-8646

1098/F4 FRONT & REAR AXLE NUT WRENCH

The special design fits both the 28mm front axle nut and the 55mm rear wheel nut. Fits Late model Ducati and MV Agusta models with a 55mm rear wheel nut.



35-8655 DUCATI Front & Rear Axle Nut Wrench 1098/F4

SPECIAL GEAR SELECT TOOL

This is used to reinstall the gear selector mechanism on most late model to current units.

35-8639 Special Gear Select Tool



TORQUE WRENCH TOOL CYLINDER HEAD NUT 15MM WRENCH

Torque Wrench Tool Cylinder Head Nut 2 / 8-valve engine 15MM

35-8627 Torque Wrench Tool Cylinder Head Nut 15mm Wrench



HOOK TYPE ADJUSTING TOOL FOR REAR HUB AND CHAIN ADJUSTMENTS.

This is a Ducati chain adjuster tool for all Ducati single sided swingarms.

35-8628 61mm
35-8629 58mm



DUCATI FRONT AXLE ALIGNMENT TOOL

This tool allows you install and maintain the correct alignment of the front axle while the axle nut is being tightened.

35-8625 DUCATI Front Axle Alignment Tool 25mm. Fits earlier 748,916-999,ST2,ST4,1000SS models and more

35-8630 DUCATI Front Axle Alignment Tool 30mm. Fits later 848,1098,1198 models and more




35-8630

35-8625

DUCATI ENGINE ROTATING TOOL

This simple tool bolts to the crankshaft end allowing engine rotation for valve adjustment and timing belt service. Spark plugs must be removed when rotating engine.


35-8618 DUCATI Engine Rotating Tool



DUCATI ALTERNATOR COVER REMOVER

Special tool that assists in removal of the alternator cover on Ducati models. This tool pulls the cover from the center to more easily overcome the magnetic field of the rotor.

35-8619 DUCATI Alternator Cover Remover



DUCATI STEERING STEM SOCKET

Special 3/8" drive socket for the pin-type steering stem nuts used on many Ducatis. This is a must have tool for torquing the stem nut properly many Hypermotard, Multistrada and Superbike models. The rubber cushion helps prevent tool marks on the highly visible anodized aluminum nut.

35-9474 DUCATI Steering Stem Socket




CRANKSHAFT HOLDER

Tool for holding crankshaft in TDC position to do valve adjustments and belt timing and tensions.

Applications: Ducati MH900E, Hypermotard, Monster, Multistrada, SportClassic, SportTouring, Streetfighter, Superbike, SuperSport and Diavel series.

35-8617 Crankshaft Holder



BRIDGE HAND HELD GAS ANALYZERS

These analyzers are available in 2, 4, and 5 gas versions. Their light weight and bright digital display let you take readings almost anywhere; the 4 & 5 gas versions will also calculate Lambda/air fuel ratios.



FEATURES INCLUDE:

- Small, lightweight design
- Real time Lambda/air fuel ratio adjustment using HC, O2, CO2 and CO gas measurements (4 & 5 gas models only)
- Fast 5-minute warm-up
- Large, easy-to-read, LED displays
- Automatic Calibration and Zero functions

Includes complete Sampling System with automatic back flush, operator accessible filters. Rechargeable battery, low flow indicator warning notifies operators to change filters, RS 232 PC interface, 1 year exchange warranty.

- 37-9475** Two Gas Analyzer System (Now features built-in battery)
- 37-9481** Four Gas Analyzer System
- 37-9482** Five Gas Analyzer System

REPLACEMENT PARTS & ACCESSORIES

- 19-9485** 50mm Primary Filter (6pk)
- 19-9486** Water Trap Filter (6pk)
- 19-9487** 25mm Filter (6pk)
- 19-9488** Annual Filter pk. (12 filters)
- 37-9483** Needle Probe 7.5" x 1/8, cross drilled quick release
- 37-6260** Needle Probe 12" x 1/8, cross drilled quick release
- 37-6261** Needle Probe 24" x 1/8, cross drilled quick release
- 37-9462** Replacement Tailpipe Probe
- 37-9476** Replacement Oxygen Sensor
- 37-9484** EGA PC Report Software. (For four & five gas models only) Captures data from EGA in a report style print-out.
- 35-9659** Exhaust Gas Adapter Kit for head pipes-Attaches analyzer to riv-nuts on motorcycle head pipe.
- 37-9477** 2 port pro Rotary Valve, 6mm Port
- 37-9478** 4 port basic linear valve, no port adapters
- 19-9489** Quick disconnect adapter attaches **35-9659** to Bridge Analyzers and still retain proper position of water fitting.



37-9481



37-9477



37-9478



37-9462

INFRARED INDUSTRIES HANDHELD 4 GAS EGA

Compact, fast, accurate and durable, the HM5000 is power in your hand. In less than a second, you'll know exactly how much HC, CO, CO2, O2, and NOx your engine is emitting; the HM5000 also displays Air/Fuel (AFR) Ratio, Grams Per Mile (GPM) and Lambda. TRUE water separation for less maintenance. Easy Cleaning. Can interface to a PC for complete control, display, and graphing capability. You can even record data while on a test drive, then replay it on your PC. with the Optional Inductive Pickup, (35-9706) the HM5000 also measures RPM. This EGA allows you to dial-in the most power your engine can deliver without the guesswork of traditional tuning methods. Complete with Hose & Probe, PC Cable, Quick Ref Guide and Manual.

- 37-9703** HM5000 Handheld 4 EGA (upgradable to 5 gas)
- 37-4475** Fifth gas upgrade for NOX readings
- 37-9705** Cigarette lighter/12V Power cord for HM5000
- 35-9706** Inductive Tachometer Pickup for HM5000
- 37-9704** Printer for HM5000



INFRARED INDUSTRIES FOUR GAS EGA SYSTEM

Tune-ups and testing go faster with the industry leading FGA4000. Check HC, CO, CO2, O2 and NOX plus AFR, Lambda and RPM's. This mechanic's workhorse has all the following:
 Super-Bright Front Panel LED's that are viewable from 20 feet away
 1-second response time for accurate results
 Dual Exhaust Input allows averaging two tailpipe readings
 BAR90 Certified. Meets BAR97 specs, Aircare and OIML Class 1
 Alarms alert you to problems in the exhaust flow
 Internal data logging for recording and replay of test results
 Connects to PC for real-time testing and data capture
 Rugged, Compact, Portable. Internal Printer available.

- 37-9600** SUMMIT Four Gas Analyzer System. (Upgradable to five gas)
- 37-9601** Replacement Filter for Four Gas Analyzer, Single Cup
- 37-9684** Replacement Filter for Four Gas Analyzer, Dual Cup
- 37-4475** Fifth gas upgrade for NOX readings
- 37-4892** Inductive Tachometer Pickup for FGA4000



MC800 REGULATED FUEL PUMP FOR F.I.

Fuel Injection is here to stay, and with it has come the need for new diagnostic tools. A controllable fuel supply is mandatory to accurately service these bikes; the MC800 from K&L Supply is the answer.

FRONT PANEL:

The MC800 uses a 12 Volt battery source for power. A large dial gauge displays fuel pressure, and is regulated via the straightforward controls. An on-off switch & power indicator light complete the display.

REAR PANEL:

Fuel connections, fuse access & power input are all located here. Barbed fittings make fuel line connections fast and simple.

NOTE: THE MC800 REQUIRES USE OF AN F.I. RATED FUEL BOTTLE (35-8165) AND 5/16" F.I. (HIGH PRESSURE) RATED FUEL LINE (18-4952).

RECOMMENDED ACCESSORIES:

Quick Disconnect Couplers (35-0987) makes switching from male to female connectors easier

Gas and fan Caddy (35-9453) makes transporting the assembled MC800 easy by locating all required tools onto one stand

- 35-0184 GL1800 Fuel Rail Fitting
- 35-0832 Fuse for the MC800
- 35-0845 Pump
- 35-0850 Outer Case
- 35-0851 Regulator

FUEL PRESSURE RATINGS:

YAMAHA®	HONDA®	DUCATI®	HARLEY DAVIDSON®	TRIUMPH®	BMW®
Raider = 42PSI	GL1800 = 50PSI	749 = 60PSI	All = 60PSI	Softail = 62PSI	F650 = 50PSI
YZF-R1/R6 = 42PSI	VTX1800 = 50PSI	916 = 60PSI			
Raptor 700 = 44PSI		Monster/996 = 60PSI			
Grizzly 700 = 44PSI					



HONDA GL1800 HOSE FITTING P/N: 35-0184

35-3155 Powersports Test Kit

35-3191 Scooter Test Kit

35-3153A Oil Pressure Kit

35-3153M Marine Kit

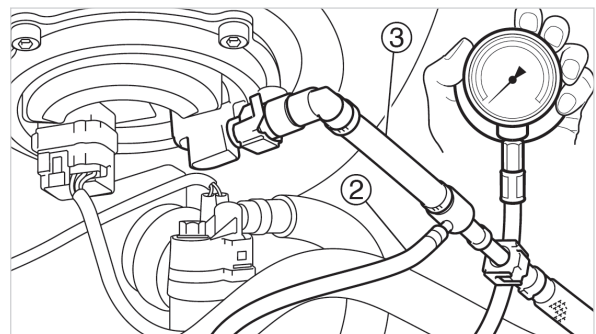
35-03186 Powersports

35-03181 Scooter

35-06946 Marine

FUEL PRESSURE GAUGE SETS & ADAPTERS

- 35-8008R Fuel Rail Connection Kit for MC800 (Plugged)
- 35-03186 Fuel Pressure Gauge Adapter (Unplugged)
- 35-3153A Fuel Pressure Gauge (Motorsports) with Quick Connect
- 35-3153M Fuel Pressure Gauge (Marine) with Female Adapter
- 35-6946A Fuel Pressure Adapter (Marine)
- 35-0835 Fuel Pressure Adapter "A" Honda OEM: 07AMJ-HW3A300
- 35-0839 Fuel Pressure Adapter "B" Honda OEM: 07AAJ-S6MA200
- 35-0840 Fuel Pressure Adapter "C" Honda OEM: 07AAJ-S6MA300
- 35-0804 Hose with Bleeder for Honda Fuel Pressure Adapters
- 35-03181 Fuel Pressure Adapter - Scooter
- 35-3155 Fuel Press. Test Kit - Powersports
- 35-3191 Fuel Press. Test Kit - Scooter



EQUIPMENT & TOOLS
HARD PARTS
CARB & FUEL
IGNITION/ELECTRICAL
CONTROL
SUSPENSION
ACCESSORIES
MARINE
AUTOMOTIVE

EQUIPMENT & TOOLS

HARD PARTS

CARB & FUEL

IGNITION/ELECTRICAL

CONTROL

SUSPENSION

ACCESSORIES

MARINE

AUTOMOTIVE



MOTION PRO FUEL INJECTION CLEANERS

- Kits include fuel injector cleaner tool and pigtail.
- Easily clean most fuel injectors.
- Will flush and back flush injectors for best possible cleaning process.
- No compressed air required. Requires aerosol can of fuel injection cleaner **(NOT INCLUDED)**.
- Push button switch to turn fuel injector on with LED indicator light.
- Durable anodized billet aluminum construction.
- Built tough for everyday shop use.

18-4954 Fuel Injector Cleaner Kits for Nippon Denso

18-4955 Fuel Injector Cleaner Kits for HYB

18-4902 Fuel Injector Cleaner Kits for Late H-D

18-4903 Fuel Injector Cleaner Kits for Older H-D

18-4909 Fuel Injector Cleaner Kits HV2

18-4941 Fuel Injection Pigtails For Nippon Denso

18-4942 Fuel Injection Pigtails For Late H-D EV1

18-4943 Fuel Injection Pigtails For Older H-D EV6

18-4911 Fuel Injection Pigtails For HV2

18-4967 Fuel Injection Pigtails For HYB

18-4978 Replacement O-Rings for F.I. Cleaner (10 pk)



F.I. PIGTAILS FOR
NIPPON DENSO
18-4941



F.I. PIGTAILS FOR
LATE H-D EV1
18-4942



F.I. PIGTAILS FOR
OLDER H-D EV6
18-4943



K&L PORTABLE FIXED AUXILIARY GAS & FAN CADDY

This tool offers mobility by centralizing all required tools on one easy to use fixture and now features an additional shelf for increased storage. Constructed of square tubing, the height is adjustable up to 68" with hooks to attach gauges and fuel bottles. Powder coated in blue.

- 35-9453** K&L Portable Auxiliary Gas & Fan Caddy
- 35-8166** "Fixed" Gas/Fan Caddy (Fits into 35-0181 Lift Bracket)
- 35-0181** Lift Accessory Bracket
- 35-8188** Flat Accessory Tray(35-8166 Gas/Fan Caddy)
- 35-2373** "Fixed" Gas/Fan Caddy Bracket "KIT". Qty-1/ea. **35-0181, 35-8166, 35-8188**



AUXILIARY GAS TANKS

These impact resistant, graduated tanks take the place of the original gas tank while performing diagnostics and repair. Each includes four feet of 1/4" fuel line and brass petcock. Sold each.

- 35-6897** K&L Portable Gasoline Tank (Non F.I. apps.)
- 35-8165** K&L 3-Liter Auxiliary Tank for fuel injected apps. Large Capacity bottle allows extended run time, cooler fuel.
- 35-3035** Motion Pro Deluxe Auxiliary Tank for fuel injected apps.

REPLACEMENT PARTS FOR MOTION PRO TANKS

- 35-3321** Rubber Petcock Seal
- 35-3322** Fuel Petcock



K&L MC750 MOBILE EXHAUST GAS COLLECTOR


Mobile exhaust collection system unit will provide a safe working environment while running engines indoors. Just connect the rubber collector ends to the engine exhaust pipes and route the blower hose outside of the building. The blower will extract exhaust fumes at any rpm. Additional length of hoses are available to suit specific needs.

NOTE: NOT SUITABLE FOR USE WITH DYNAMOMETERS.

FEATURES INCLUDE:

- Compact mobile service cart
- Durable painted surface
- Locking swivel casters
- Quiet operation
- 110 volts
- Cabinet size 24" L x 16" W x 25" H
- Top storage Cabinet size 24" L x 16" W x 3" D
- Side storage 8" W x 15" D x 16" H
- Motor specs. 115v/60Hz x 6.4A x 3410rpm x 1/2hp
- Max. pressure 170mmAq
- Max. volume 20m³/min(CMM) or 706ft³/min(CFM)
- Two 3" x 5" intake hoses with heat resistant rubber collectors

- 37-9648** K&L MC750 Mobile Exhaust Collector.
- NOTE: NOT SUITABLE FOR USE WITH DYNAMOMETERS.**
- 35-9647** Optional 10' x 3" Intake Hose
- 35-9671** Replacement 5' x 3" Intake Hose
- 35-1338** Optional 32' Hose x 4" Exhaust Hose
- 35-9661** Optional Oval Hose End Adapter Attaches hose to end of muffler. Sold each
- 35-7125** Exhaust Gas Hose Holder



K&L CARB SYNC ADAPTERS

Sold in sets.

- 35-3215** 5 x 0.80mm thread, 170mm length (2 piece)
- 35-3223** 5 x 0.80mm thread, 98mm length (2 piece)
- 35-3232** 6 x 0.85mm thread, 53mm length (2 piece)
- 35-3233** 6 x 1.0mm thread, 60mm length (4 piece)



MOTION PRO 90-DEGREE 1/4" HEX DRIVER SET

This gear driven, 1/4" hex driver set is made of high-grade aluminum and stainless steel. Strongest tool of it's type on the market. Designed for use on hard-to-reach pilot air screws on inline fours. Can be used with any 1/4" or 6mm hex bits. Maximum torque 60 in/lbs

- 35-7820** Motion Pro 90-Degree 1/4" Hex Driver Set. Includes straight slot, phillips, D-shaped pilot screw bit, 6mm hex jet bit & 1/4" - hex - 1/4" drive bit.
- 35-7859** Replacement Straight-Slot Bit 1.5"
- 35-7837** Replacement Gear Set for **35-7820**
- 35-7882** Replacement D-Shaped Bit



JET DRIVER

Perfect for removal of jets from small recessed passages.


- 35-2270** Jet Driver.



K&L CARB SERVICE STAND


Conveniently positions carburetors at ideal height and allows 360° rotation for easy access. Parts storage base can be bench mounted. Ideal for single and multi carbs. Included expansion plugs hold carbs with openings from 22mm to 41mm I.D. for unobstructed use.

- 35-7679** K&L Carb Service Stand



PILOT SCREW ADJUSTMENT TOOL

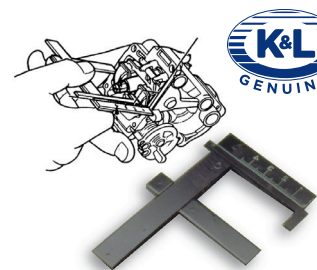
- 35-9526** Pilot Screw Adjustment Tool



FLOAT LEVEL GAUGE

For measuring float level height between the float and carburetor gasket surface. Adjustable to fit most carburetors.

- 35-9123** YE-23550 Float Level Gauge



300MM LONG BLADE SLIM SHANK SCREWDRIVERS

Long blade steel screw drivers for hard to reach screws. Blade has a total length of 300MM (12"). Overall length with power grip is 370MM (14.5").

- 35-8000** Flat Head
- 35-8001** Phillips Head



CARBURETOR ADJUSTMENT TOOLS

Designed for most popular applications. These tools make those hard to reach carb adjustments easy and safe. Sold each.

- 35-9656** Carb Sync Wrench Set (07908-KE70000) Bevel Gear Driven



ADJUSTABLE HOSE PINCHERS

A quick easy way to pinch off fuel and vacuum without damaging the line. Sold in pairs.

35-5404 Adjustable Hose Pinchers



CARB POP-OFF PRESSURE PUMP

Check float needle and valve seat holding pressure. Can also be used for checking impulse diaphragm pressure.

35-8570 Carb Pop-Off Pressure Pump. (YW-42087)



CARBURETOR JET CLEANER

Great for cleaning carb body passage holes and clogged jets. Contains 20 piece precision fit needles. Size range : 0.45mm to 1.5mm

Contents: 0.45mm / 0.50mm / 0.55mm / 0.60mm / 0.65mm / 0.70mm / 0.75mm / 0.80mm / 0.85mm / 0.90mm / 0.95mm / 1.00mm / 1.05mm / 1.10mm / 1.15mm / 1.20mm / 1.25mm / 1.30mm / 1.40mm / 1.50mm

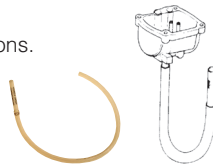
35-3490 Carb Cleaner



FUEL LEVEL GAUGE

For measuring fuel level on Yamaha applications.

35-8395 Fuel Level Gauge. (Float Bowl not included)
YM-01312-A



MOTION PRO 17MM FLOAT BOWL WRENCH

- Designed to remove 17mm float bowl drain plugs
- Fits most off-road and dual sport motorcycles
- 12 point hex and low profile design for tight access

35-4244 Float Bowl Wrench



HOSE REMOVAL PLIERS

For easy removal of 4mm to 14mm vacuum and fuel hose. Engage the barb with the sharpened jaw for grip. Squeeze and the hose is easily pushed off by the silver jaw. Allows one handed removal. Sold each.

35-9267 Hose Removal Pliers



VACUUM & FUEL LINE PLUGS

Step designed plugs allow closing two lines of same or different sizes at the same time. Fits all 1/8", 3/16", 1/4", 5/16", 3/8" and 1/2" hoses. Tapered caps close tubes from 1/8" to 1/2". Bead chain prevents loss. Sold as a set.


35-7758 Vacuum & Fuel Line Plugs



K&L CARB CLEANER WIRE SET

A 10 piece wire set with spiral knurling for cleaning popular size jets and carb body holes/passages.

35-3498 K&L Carb Cleaner Wire Set




MOTION PRO QUICK RELEASE FUEL COUPLERS

Available with single and dual shutoff couplers. When disconnected, the coupler shuts off the flow from the source only, or from both sections. Connecting the couplers resumes flow. Fuel rated o-rings prevent leakage. Available for 1/4" and 5/16" I.D. fuel line.

MOLDED WHITE PLASTIC

- 35-0984** Single Shutoff Coupler, 1/4"
- 18-7213** Single Shutoff Coupler, 5/16"
- 35-0985** Dual Shutoff Coupler, 1/4"
- 35-0987** Dual Shutoff Coupler, 5/16"



MOTION PRO FCR CARB TOOL

Set includes three bits - 6mm hex for main jets, long reach straight slot for pilot jets and 3mm allen for float bowl removal. Longer bits make this set ideal for reaching into recessed cavities when adjusting Keihin FCR carburetors. Sold as a set.

35-7978 Motion Pro FCR Carb Tool



YICS SHUTOFF STICK FOR YAMAHA

This wrench is used on Yamaha XJ550/650/750 and XJ1100J Maxim applications to shutoff YICS system for carb synchronization.

35-8396 YICS Shutoff Stick for Yamaha. (YM-08025)



MIGHTY CUTTER HOSE CUTTER

Hose cutting tool produces straight accurate cuts in hoses up to 1 1/8" or 28mm in diameter. Sold each.

- 35-9302** Mighty Cutter Hose Cutter
- 35-9303** Replacement Blade-each



MOTION PRO JET WRENCHES

These steel jet wrenches have a rubber snap-off lid over a storage area for extra jets. Handle is knurled for secure grip. Sold each.

35-4182 Motion Pro Jet Wrench for 6mm hex jets



EQUIPMENT & TOOLS

HARD PARTS

CARB & FUEL

IGNITION/ELECTRICAL

CONTROL

SUSPENSION

ACCESSORIES

MARINE

AUTOMOTIVE

VACUUMMATE (ALLWEATHER)

The VacuumMate is the industry standard for fast & accurate synchronizing of carburetor / FI throttle valves on 2 & 4 stroke engines, with "smart" valve diagnostics & 'wireless' RPM measurement. Synchronize up to 6 cylinders with optional adapter kit. (35-8114)

- Intake synchronizer
- Dynamic fault analyzer
- Tachometer

Three selectable modes provide full diagnostic capabilities 'RPM' mode for adjustment of engine speed of 2 & 4 stroke engines during synchronizing. 'AVE' mode with 3 overlapping scales from 5 to 55cm Hg & fixed resolution of 0.5cm Hg for general synchronizing. 'DYN' mode for troubleshooting - allows for immediate visual check why engine cannot synchronize, possible causes include non sealing valves or a cracked manifold. Includes battery cord-set, T-connector & 4 x M5 & M6 flexi-rigid manifold adapters.

- 35-8108** VacuumMate Allweather with internal battery
- 35-9812** Deluxe Soft Case, fits IgnMate, VacMate, CarbMate, Syncmate.
- 35-8802** 5mm Replacement Flexi-Rigid Adapter. Sold each
- 35-8803** 6mm Replacement Flexi-Rigid Adapter. Sold each
- 35-8114** VacuumMate 4 to 6 Channel Adapter. Allows synchronization of 6 cylinder engines
- 35-7992** Replacement Battery Cord



DELUXE SOFT CASE, 35-9812



K&L VACUUM GAUGES

2" gauges feature 0-76cm/hg readings and a high grade chrome finish. Deluxe set Includes Storage case, Rubber hoses, and 5 & 6 mm adapters and extensions. Built in restrictors eliminate needle bounce.



- 35-3019** Deluxe Vacuum gauge set
- 35-3215** Sync adapters 5x169mm (Pk/2)
- 35-3223** Sync adapters 5x98mm (Pk/2)
- 35-3232** Sync adapters 6x53mm (Pk/2)
- 35-3233** Sync adapters 6x60mm (Pk/4)



EMGO ECONOMY CARB SYNC GAUGE SETS

Perfect for retail sales, these gauges include hoses, 5 and 6mm adapters, and individual damping control. Assembly required.

- 35-7294** Emgo Economy Carb Sync Gauge-two cylinder
- 35-7295** Emgo Economy Carb Sync Gauge-four cylinder



SYNCHPRO

Synchpro is the simple to use, spill proof alternative to mercury synchronizers. Priced less than electronic carb tuners, 5mm adapters are included making SynchPRO perfect for home or professional use.

- 35-7987** SynchPRO Carburetor Tuner
- 35-7988** Replacement Fluid for **SYNCHPRO**
- 35-9118** 6mm Adapter Set -4 piece set Qty-2 short and Qty-2 Long adapters
- 35-9112** 5mm Adapter Set -4 piece set



35-9112



MOTION PRO MERCURY CARB SYNC PARTS

- 35-9112** Brass Carb Balancer Adapters-5mm for Honda Suzuki. Set includes 51mm and 102mm lengths.
- 35-9113** Replacement Hose for Deluxe & Economy Synchronizer. Black, 3.5 x 7mm hose.
- 35-9118** Carb Sync Adapter Set 6mm



35-9112



35-9113



35-9118

44T HANDPIECE WITH COLLETS

Tapered-grip handpiece with a collet-type chuck that adapts to accessories up to 1/4". Pre-lubricated ball bearings require no maintenance. Handpiece measures 1" diameter x 5-5/8" long.

35-8606 44T Handpiece with Collets. Includes a pin, wrench and three collets. (3/32", 1/8", 1/4") Works on Foredom TX motors only. (does not fit Foredom R motors)



FLEX-SHAFT MOTOR ONLY

Made in U.S.A. by Foredom, this 1/3 H.P. permanent magnetic electric motor operates at full torque at any speed. RPM range is 0 - 15,000.

37-8569 TX Flex-Shaft Motor only. Works with Foredom TXR foot pedal speed control.

OPTIONAL ACCESSORIES

37-8589 Foredom TXR foot pedal speed control. Allows user to vary speed from low to high. Fits **37-8569** only

37-8615 Inner replacement cable for **37-8569**

37-8616 Flexible outer cable sheath for **37-8569**



37-8569



37-8589

PORTING KIT

35 piece kit contains popular sizes of flap wheels, cartridge rolls, and spiral rolls. Grinding stone and roll mandrels are also included. Sold as a kit.

35-9127 Porting Kit



IGNITION POINT FILE

High grade steel construction. Precise double cut file pattern. Quickly cleans ignition points. Doubles as a light duty general purpose file.

35-3901 Ignition Point File



FIVE PIECE MULTI DEBURRING TOOL

Comes with five blades that are stored in the lightweight plastic handle. The blades are easily changed by depressing the locking button. Also useful for chamfering of small holes in metal. Sold each.

35-9156 Five Piece Multi Deburring Tool




12 PIECE SWISS NEEDLE FILE SET

Features round, knurled handles. 6-1/4" long. Great for cleaning 2-stroke ports, 4-stroke cylinder heads and more. Comes in plastic storage pouch.



35-7748 12 Piece Swiss Needle File Set



ALDEN DRILL-OUT POWER EXTRACTORS

Made of high quality tool steel. Drills are tough enough to extract grade 8 and 10.9 class stainless steel bolts. Alden drill-outs feature a "self centering" tip to eliminate wandering, even on rough surfaces. Drill-Outs exclusive two piece design makes removing broken bolts a fast and simple one step procedure.

35-0480 ALDEN Drill-Out Power Extractor (4 piece set: 6/8/10/12mm)

35-0485 ALDEN Drill-Out Power Extractor (4 piece set: 3/4/5/6mm)

35-0490 ALDEN Drill-Out Power Extractor (7 piece set: 3/4/5/6/8/10/12mm)



35-0490



35-0480



35-0485

EQUIPMENT & TOOLS

HARD PARTS

CARB & FUEL

IGNITION/ELECTRICAL

CONTROL

SUSPENSION

ACCESSORIES

MARINE

AUTOMOTIVE

EQUIPMENT & TOOLS

HARD PARTS

CARB & FUEL

IGNITION/ELECTRICAL

CONTROL

SUSPENSION

ACCESSORIES

MARINE

AUTOMOTIVE

WINONA CB1401 CYLINDER BORING BAR

The CB1401 is the fastest and most efficient boring machine you can buy. With simple, accurate setup, the CB1401 handles cylinders from 1.5" to 4", up to .040" can be removed in one pass. Standard features include a direct reading micrometer**, centering cone, anti-vibration tool, automatic upper and lower feed stops and two parallels.

****AVAILABLE IN SAE OR METRIC, PLEASE SPECIFY WHEN ORDERING.**

35-4316 CB1401 Cylinder Boring Bar with 120V 60Hz 1Ph motor

OPTIONAL EQUIPMENT

- 35-0458** Big Bore Kit-Increases range from 4" to 4-1/2"
- 35-4317** 3 Finger Centering Device
- 35-4318** Replacement Carbide Inserts
- 35-2769** Dial Indicator Centering Fixture (Part# 2408)
- 35-2765** Dial Depth Indicator Manual Kit (Part# 1715)
- 35-2766** Dial Depth Indicator, DRO Z-Axis (Part# 1716)
- 35-2747** Brass Tipped Set Screw (Part# 801429)
- 35-2748** 3/16 Brass Tipped Set Screw (Part# 801396)
- 35-2749** SAE Tool Setting Micrometer (Part# 5121)
- 35-2768** Metric Tool Setting Micrometer (Part# 5122)

SPECIFICATIONS:

Range: 1.5" (38mm) - 4" (101mm) Travel: 8" (203mm)
 Speeds: 222 & 335 RPM Ship Weight: 550lbs. (249kg)



35-0413



35-0458




35-2769



35-2766




35-2765



VSG22 SEAT CUTTER (MANUAL)

Single carbide insert machines three angles simultaneously. Pilot is supported on both ends, with holders to fit the smallest valve seats. Ball joint allows 15° degree of movement


35-2741 VSG22 Seat Cutter (Manual)



VRX VALVE GRINDER

Easy to operate, with valves clamped in the head stock by a collet. Base is cast, Valve headstock has an adjustment range from 30° to 60°. Longitudinal and transverse carriages slide on dovetail guides.

35-2770 VRX Valve Grinder



WINONA PS1370 CYLINDER HONING MACHINE

The PS1370 produces a consistent surface finish. Cylinders are easy to set up and hone with the standard small engine fixture. It handles singles and many twins, triples, and fours, and will hone cylinders with torque plate attached. Shipping Weight is 400 lbs. (181kg) Honing Machine includes Honing Oil Pump, Work Light, Small Engine Fixture, 1/2" Jacobs Chuck Kit and 5 Gallons of Honing Oil.

35-0454 PS1370 Cylinder Honing Machine, 110V 60Hz 1Ph

OPTIONAL EQUIPMENT

- 35-0456** Hone Head with Dual Friction Feed
- 35-0457** Junior Hone Head with Dual Friction Feed

SPECIFICATIONS:

Range: 2.5" (66mm) - 5.6" (142mm) Stroke: Up to 10" (254mm)
 Air Required: 110 PSI @ 3 cfm Motor: 1/4 H.P.



35-0454



HT100 HOT TANK

Holds 100 Gal of solution, with insulated tank and lid. Large 22 x 34 inch basket has 500Lb. weight capacity. Thermostat for temperature control, 1/2 HP. motor. Removable bottom crate for easy clean out of sludge.

35-2738 HT100 Hot Tank



WVN3226 SPRAY WASHER

Spray Washer for heads, blocks and engine components. Adjustable thermostat gives quick heat up. Double-lipped door seal prevents leaks. 60-min. timer, 3 HP motor, and 1000 lb. capacity are standard

35-2736 WVN3226 Spray Washer



CH1300 HONING TANK

Designed for ease and safety of operation during honing. Your motorcycle cylinders are easy to set up with the standard small engine fixture. It's easy to use, accurate, and affordable for any shop.

35-2737 CH1300 Honing Tank



RAF120 ROD FIXTURE

Used to check bend & twist in connecting rods, four expanding mandrels makes set-up fast, eliminating operator error. Includes: 2 Dial Indicators, 4 Expanding Pins, 4 Alignment Arbors.

35-2745 RAF120 Rod Fixture



LARGE BORE CYLINDER HONE SET

35-1920 Large bore cylinder hone set

Range: 70mm to 108mm, Larger with special order rack set
Set includes: Hone body with 76-108mm rack, 80 & 180 grit stones, cleaning brush, dressing paddle and sturdy storage case

LARGE BORE CYLINDER HONE SET REPLACEMENT PARTS

- 35-1921** Drive Shaft Only
- 35-1922** Rack Set 70-95mm
- 35-1923** Rack Set 100-158mm
- 35-1931** 80 Grit Stone Set 76-108mm
- 35-1932** 180 Grit Stone Set 76-108mm
- 35-1933** 280 Grit Stone Set 76-108mm
- 35-1934** 500 Grit Stone Set 76-108mm
- 35-1937** 180 Grit Stone Set 70-95mm
- 35-1938** 280 Grit Stone Set 70-95mm
- 35-1939** 180 Grit Stone Set Nikasil 70-95mm



35-1920



35-2104

SMALL BORE CYLINDER HONE SET

35-2104 Small bore cylinder hone set

Set includes: Hone body and 180 grit stones. 3 size ranges
44.5-55.9mm, 52-63.5mm and 59.6-69.9mm in a sturdy storage case

SMALL BORE CYLINDER HONE SET REPLACEMENT PARTS

- 35-2106** Stone Screw
- 35-2107** Spring
- 35-2108** Jaw
- 35-2111** 80 Grit Stone Set 44.5-55.9
- 35-2112** 180 Grit Stone Set 44.5-55.9
- 35-2113** 280 Grit Stone Set 44.5-55.9
- 35-2121** 80 Grit Stone Set 52-63.5mm
- 35-2122** 180 Grit Stone Set 52-63.5mm
- 35-2123** 280 Grit Stone Set 52-63.5mm
- 35-2124** 180 Grit Stone Set Nikasil 52-63.5mm
- 35-2125** 80 Grit Stone Set 59.6-69.9mm
- 35-2126** 180 Grit Stone Set 59.6-69.9mm
- 35-2127** 280 Grit Stone Set 59.6-69.9mm
- 35-2128** 180 Grit Stones Nikasil 59.6-69.9mm

CYLINDER FLEX-HONE

For fast and efficient deglazing and final finish honing of cylinder walls. Globules of silicone carbide (SC) or aluminum oxide (AO) are laminated to the ends of high density bristles, providing a consistent cross-hatch pattern for oil retention and instant ring seating. Available in the following sizes and grits: red=180, blue=240, white=320 grit.


NOTE: SIZES LISTED REFER TO INNER DIAMETER OF CYLINDER. (BORE)

35-9143 Flex Hone Oil 1/2 Pint

WISECO NYLON SOFT-HONES

These hones feature soft nylon bristles that are diamond impregnated for imparting a crosshatch finish on cylinder walls. This helps ring seating and compression; while the flexibility of the hone prevents them from scoring cylinders. Available in these sizes:

- 35-5892** 45-57mm (1.77"-2.24")
- 35-5893** 57-70mm (2.24"-2.76")
- 35-5894** 63-76mm (2.48"-2.99")
- 35-5895** 76-89mm (2.99"-3.50")
- 35-5896** 89-102mm (3.50"-4.02")



180 GRIT - RED (SC)

35-9131	36 ~ 38mm	35-9138	65 ~ 70mm
35-9132	39 ~ 45mm	35-9140	71 ~ 76mm
35-9133	46 ~ 51mm	35-9141	77 ~ 83mm
35-9136	52 ~ 57mm	35-9142	84 ~ 89mm
35-9145	58 ~ 64mm	35-9229	90 ~ 95mm
		35-9230	96 ~ 105mm

240 GRIT - WHITE (SC)

35-9231	36 ~ 38mm	35-9236	65 ~ 70mm
35-9232	39 ~ 45mm	35-9237	71 ~ 76mm
35-9233	46 ~ 51mm	35-9238	77 ~ 83mm
35-9234	52 ~ 57mm	35-9239	84 ~ 89mm
35-9235	58 ~ 64mm	35-9240	90 ~ 95mm
		35-9241	96 ~ 105mm

320 GRIT - BLUE (AO)

35-2725	36 ~ 38mm	35-9208	65 ~ 70mm
35-2726	39 ~ 45mm	35-9209	71 ~ 76mm
35-2729	46 ~ 51mm	35-9210	77 ~ 83mm
35-2731	52 ~ 57mm	35-2733	84 ~ 89mm
35-2732	58 ~ 64mm	35-9213	90 ~ 95mm
		35-9217	96 ~ 105mm

EQUIPMENT & TOOLS

HARD PARTS

CARB & FUEL

IGNITION/ELECTRICAL

CONTROL

SUSPENSION

ACCESSORIES

MARINE

AUTOMOTIVE

KM 2650 BASIC JAPANESE MOTORCYCLE/ATV/MARINE KIT

37-3519 KM2650 Japanese Motorcycle/ATV/Marine Kit

- 122 Cutter — 1" dia. 45°
- 123 Cutter — 1" dia. 31°
- 111 Cutter — 1" dia. 60°
- 270 Cutter — 1-1/4" dia. 60°
- 607 Cutter — 1-1/4" dia. 30°
- 608 Cutter — 1-1/4" dia. 45°
- 100-4.0 Solid Pilot, small series — 4mm
- 100-4.5 Solid Pilot, small series — 4.5mm
- 100-5.0 Solid Pilot, small series — 5mm
- 100-5.5 Solid Pilot, small series — 5.5mm
- 100-5.52 Solid Pilot, small series — 5.52mm
- 100-6.0 Solid Pilot, small series — 6mm
- 100-6.6 Solid Pilot, small series — 6.6mm
- 140-5.0 Solid Pilot, standard series — 5mm
- 140-5.5 Solid Pilot, standard series — 5.5mm
- 14 CA160 Case, six cutter capacity
- TW513 T-wrench
- KACC246 Accessories kit
- 0-6.6 Solid Pilot, standard series — 6.6mm



37-3519

KB3220 OUTBOARD ENGINE KIT

35-91044 KB3220 Outboard Engine Kit

- 122 Cutter, 1" (25mm) dia, 45°
- 126 Cutter, 1" (25mm) dia, 30°
- 111 Cutter, 1" (25mm) dia, 60°
- 128 Cutter, 1-5/16" (33mm) dia, 30° x 45°
- 100-5.5 Solid pilot, 5.5mm
- 100-5.52 Solid pilot, 5.52mm
- 100-6.0 Solid pilot, 6mm
- 100-6.02 Solid pilot, 6.02mm
- CA160 Case, six cutter capacity
- TW513 T-wrench
- KACC246 Accessories kit



35-91044

NEWAY GENERAL JAPANESE KIT KM-2563**

NOTE: SAME AS KM2562, WITH THE ADDITION OF 140-5.5 SOLID PILOT.

37-9468 General Japanese Kit

- 132 Cutter - .830" dia. 32°
- 131 Cutter - .850" dia. 45°
- 133 Cutter - .874" dia. 60°
- 122 Cutter - .975" dia. 45°
- 123 Cutter - .975" dia. 31°
- 111 Cutter - 1" dia. 60°
- 120 Cutter - 1" dia. 15°
- 270 Cutter - 1-1/4" dia. 60°
- 607 Cutter - 1-1/4" dia. 30°
- 608 Cutter - 1-1/4" dia. 45°
- 205 Cutter - 1-1/2" dia. 60°
- 626 Cutter - 1-1/2" dia. 30° x 45°
- 100-4.0 Solid Pilot - 4.0mm dia.
- 100-4.5 Solid Pilot - 4.5mm dia.
- 100-5.0 Solid Pilot - 5.0mm dia.
- 100-5.5 Solid Pilot - 5.5mm dia.
- 100-5.52 Solid Pilot - 5.52mm dia.
- 100-6.0 Solid Pilot - 6.0mm dia.
- 100-6.6 Solid Pilot - 6.6mm dia.
- 140-5.0 Solid Pilot - 5.0mm dia.
- 140-6.6 Solid Pilot - 6.6mm dia.
- 140-6.98 Solid Pilot - 6.98mm dia.
- 140-7.0 Solid Pilot - 7.0mm dia.
- 140-7.02 Solid Pilot - 7.02mm dia.
- 140-8.0 Solid Pilot - 8.0mm dia.
- 140-8.02 Solid Pilot - 8.02mm dia.
- TW505 T-Wrench
- TW-503-1 Adapter, 1/2" to 3/8"
- CA497 Case
- KACC246 Accessories Kit



37-9468

NEWAY HARLEY-DAVIDSON® KIT KM-2451

NOTE: SAME AS KM2450, WITH THE ADDITION OF 140-7.02 SOLID PILOT.

- 37-9367** Harley-Davidson® Kit
- 37-9364** Harley-Davidson® V-Rod Kit (optional Valve Seat Cutter Kit for V-Rod applications)
- 622H Cutter - 1-1/2" dia. 31° x 46°
- 205 Cutter - 1-1/2" dia. 60°
- 293 Cutter - 1-3/4" dia. 60°
- 642H Cutter - 1-3/4" dia. 31° x 46°
- 140-5/16 Solid Pilot - 5/16" dia. -3, -2, -1, STD., +1
- 140-11/32 Solid Pilot - 11/32" dia. -4, -3, -2, -1, STD., +1
- 140-3/8 Solid Pilot - 3/8" dia. -2, -1, STD., +1, +2, +3, +4
- 140-7.02 Solid Pilot - 7.02 mm
- TW505 T-Wrench
- CA160 Case
- KACC246 Accessories Kit



37-9367

NEWAY PU1800 POWER UNIT

The PU1800 Power Unit rolls along a bench mounted track to quickly position over the valve seat. No time is lost leveling or locking down the head. The power unit's double universal joint transmission easily adjusts to any cylinder head shape. The PU1800 Power Unit includes motor, transmission, trolley & track, and foot switch. **NOTE: 37-9376 NOT INCLUDED.**

37-9369 NEWAY PU1800 Power Unit

NEWAY CYLINDER HEAD STANDS Sold in pairs.

37-9376 NEWAY Cylinder Head Stands



37-9369

37-9376

NEWAY EASY-TURN WRENCH

The Easy-Turn Wrench helps you get more out of your Neway valve seat cutters. This handy accessory enables you to keep the cutter turning continuously so that the seats are finished faster. Comfortable to use, the Easy-Turn Wrench allows you to feel the amount of material being removed.

NOTE: CUTTERS NOT INCLUDED

35-2745 Neway Easy-Turn Wrench



VALVE SPRING COMPRESSORS

Designed specifically to service motorcycle and ATV applications. Two types available:

- 35-8406** YM-01253 Short C-Clamp type. Comes with two adapters 26mm and 32mm.
- 35-9408** YM-04019 This tool is durable, yet lightweight in design. Quick release post. **Made in Japan.**

OPTIONAL ADAPTERS FOR 35-9408

- 35-8669** 17mm I.D. Adapter (YM-04114)
- 35-8668** 20mm I.D. Adapter (YM-04108)
- 35-01243** 26mm I.D. Adapter (YM-01253-1)
- 35-8667** 32mm I.D. Adapter (YM-01253-2)

OPTIONAL ADAPTERS FOR HONDA

Fits Kowa Valve Spring Compressor with threaded adapter only

- 35-8400** 18mm I.D. Adapter (07959-KM30101)

VALVE SPRING COMPRESSOR

Designed for motorcycle heads. Includes three adapters (16.5, 21.5 & 23mm I.D.) and two posts. **Made in Japan.**

- 35-1070** Valve Spring Compressor



CYLINDER HEAD STANDS

Makes cylinder heads easier to work on! Sturdy stands will hold head safely and securely, even on uneven surfaces. Tapered pins fit any size cylinder head bolt hole. Sold as a 2 piece set.

- 35-9125** Cylinder Head Stands



CLOVER VALVE LAPPING COMPOUND KIT

The world famous green can with the four leaf clover. For seating valves, mating gears, and sharpening. Sold as a kit with coarse 120 grit (roughing) and 280 fine grit (finishing).

- 35-0309** Clover Valve Lapping Compound Kit



NEWAY CUTTING FLUID

- 37-9374** One Pint Spray Bottle
- 37-9375** One Gallon Bottle



37-9375



NEWAY VFR-1000 VALVE FACE RECONDITIONER

The VFR-1000 motorized valve face reconditioner gives you precise valve face angle with less time, effort, and expense. The VFR-1000 machines the valve face in flawless concentric patterns, providing the proper surface texture for a complete valve seal. Uses 115 volt-60 cycle. Standard equipment includes: 1 collet 3/8" (9.5mm), 3 carbide tool bits (9 cutting edges), high intensity work light, 1 finishing disc for butting valves, and illustrated operating instructions.

NOTE: COLLETS SOLD AS AN OPTION. PLEASE SPECIFY SIZE REQUIREMENTS.

SPECIFICATIONS

- Accuracy: Concentricity within OEM specs
- Valve Size Range: 1/2" to 2-1/2"
- Collet Size Range available (optional): .157" (4mm) through 1/2" (13mm)
- Variable Rotation Speed: Up to 1300 RPM
- Variable Cutting Tool Feed
- Cutting Bit: Tungsten Carbide

- 37-9372** NEWAY VFR-1000 Valve Face Reconditioner



NEWAY "GIZMATIC"

The "Gizmatic" is the most efficient tool for refacing valves by hand. Crank style lever turns the blades against the stationary valve face. This crank provides the operator with enough leverage to make the job effortless, while a second lever allows the operator to control the feed rate of the blades. The "Gizmatic" features soft jawed V-blocks which hold the valve stem securely in a vise while the cone, either 45° or 30°, automatically centers itself on the valve face.

- 37-9371** NEWAY "Gizmatic"



NEWAY VALVE CONCENTRICITY GAUGE

A precision gauge to quickly and accurately measure valve face to valve stem concentricity. May be used before and after reconditioning. Accurate within 0.0005 inch (0.01mm).

- 37-9373** NEWAY Valve Concentricity Gauge



FLEXIBLE MAGNETIC PICK UP TOOL

Rigid flexible pickup tool bends to any position and stays there. Great for small parts in blindspots and other hard to reach places. 1.5lb capacity magnetic head is only 5/16" (8mm) in diameter.

- 35-7950** Shape Shifter Magnetic Tool



8 LB. MAGNETIC PICK UP TOOL

This is a more powerful version of a workshop staple. Able to lift up to eight pounds, the pick-up extends to 24". A pocket clip allows you to easily carry it with you so it is always there when you need it.


- 35-7955** 8 lb. Magnetic pick-up Tool



KWIK-LOADER VALVE KEEPER TOOL SET

The Kwik-Loader cuts valve installation and removal time drastically. It's compact and easy to use design replaces bulky C-clamp style compressors. The white tool is used for keeper removal, simply slide it over the spring pack/retainer and use a mallet to apply downward pressure to the collar. Remove the tool and keepers are ready to take out. To re-assemble, put valve into the guide, install the springs, and place retainer and keepers in position. Using the black tool, hand pressure is sufficient to complete the installation process. It's easier and faster than automotive style compressors, and you can even change valve stem seals without removing cylinder heads. Simply apply air pressure to the assembled head via the spark plug hole, and follow the same procedure above. Save time and make more money, contact your representative for details.

35-3568 Kwik Loader Keeper Installation/Removal Tool



VALVE GUIDE DRIVERS

Use for removal and installation of valve guides into cylinder head.

- 35-8388** 4.0mm YM-04111
- 35-8418** 4.5mm YM-04116
- 35-8417** 5.0mm YM-04097
- 35-8408** 5.5mm YM-01122
- 35-8416** 6.0mm YM-04064-A
- 35-8414** 7.0mm YM-01225-A
- 35-8413** 8.0mm YM-01200



YAMAHA VALVE GUIDE INSTALLERS

These installers are used for installation of Yamaha shoulder-less valve guides to a specific depth into the cylinder head. To use, position onto the valve guide and drive into the cylinder head until installer makes contact with cylinder head surface. **NOTE: MUST USE WITH VALVE GUIDE DRIVER. AVAILABLE IN THE FOLLOWING SIZES:**

- 35-8387** 4.0mm YM-04112
- 35-8439** 4.5mm YM-04117
- 35-8437** 5.0mm YM-04098
- 35-8419** 5.5mm YM-04015
- 35-8435** 6.0mm YM-04065-A
- 35-8423** 7.0mm YM-04017



VALVE GUIDE REAMERS

Reaming valve guides after installation assures a proper valve stem to valve guide fit. Available in the following sizes:

- 35-3854** 4.0mm YM-04113
- 35-3829** 4.5mm YM-04118
- 35-3835** 5.0mm YM-04099
- 35-3836** 5.5mm YM-01196
- 35-3847** 6.0mm YM-04066
- 35-3851** 7.0mm YM-01227
- 35-3852** 8.0mm YM-01211



VALVE GUIDE FLEX-HONES (320 GRIT)

Available in the following I.D. sizes:

- 35-9243** 4.0mm
- 35-9245** 5.0mm
- 35-9244** 5.5mm
- 35-9246** 6.0mm
- 35-9247** 7.0mm
- 35-9248** 8.0mm



VALVE LAPPING TOOL

The ultimate vacuum stick for perfect surfaces on valves and valve seats. Interchangeable cups make unit suitable for use with virtually any size valve. Set includes vacuum stick, 3/4" and 1/4" rubber cups.

35-8998 Valve Lapping Tool



VALVE LAPPING TOOL SET

Features beaded wooden dowel for non-slip use and oil resistant rubber vacuum cups.

35-5920 Valve Lapping Tool Set



RACING VALVE STEM SEAL INSTALLERS

Designed for the installation of Valve Stem Seals on modern Shim Under Bucket 4-stroke street, ATV and Dirtbike heads. These tools can hold up to 4 Valve Stem Seals and load them onto the valve guides in under 15 seconds. Sold each.

- 35-2771** Valve Stem Seal Installers (4.0)
- 35-2773** Valve Stem Seal Installer (4.5)
- 35-2776** Valve Stem Seal Installer (5.0)
- 35-2778** Valve Stem Seal Installer (5.0 Hyabusa)



SHIM TOOLS (BUCKET HOLDERS)

A must when setting valves with shim type adjustment. Available for the following models:


35-2629	Honda	CB750/900/CBX1000 (Motion Pro)
35-3457	Kawasaki	KZ750 twin, KZ900/1000/1100/1300 (Motion Pro)
35-2628	Suzuki	GS550/750/850/1100, Yamaha Seca II (Motion Pro)
35-3458	Yamaha	XJ650/750 & XS750/850/1100 series (Motion Pro)
35-3461	Yamaha	FJ1200
35-3462	Yamaha	XVZ12/13 Venture, V-Max
35-3466	Yamaha	XT250 & TT/XT350



LONG FEELER GAUGES

- 1/2" x 12" blades in steel holder. Sizes: .002, .004, .006, .008, .010, .012, .014, .016, .018, .020, .022, .024, .026, .028, .030, .032, .034, .036, .038, .040
- Feeler Gauges are mostly used to measure gap clearance widths between two parts
- For easy identification, each blade is permanently marked with the blade thickness
- Blades are flexible enough that even if they are all on the same hinge, several can be stacked together to gain increased values
- Blades etched with both decimal size and metric equivalent

35-8127 Long Feeler Gauges



MOTION PRO VALVE CLEARANCE GAUGES

(Sold in Cards of six)


35-2625	.002"/.003"
35-2626	.004"/.005"
35-2627	.006"/.008"
35-2874	Motion Pro Assortment 2 each of above part numbers



TAPPET VALVE ADJUSTER WRENCH 3&4MM

Yamaha applications with 3 & 4mm square tappets.


35-8404 Tappet Valve Adjuster Wrench 3&4mm. (YM-08035-A)



TAPPET ADJUSTMENT TOOL SET

Includes square 8mm knurled tappet adjuster and 8, 9, and 10mm hexes suitable for most four stroke motorcycles and ATVs with adjustable valves.

35-8998 Tappet Adjustment Tool Set



MOTION PRO SIX PIECE TAPPET SET

Set contains three socket wrenches (8mm, 9mm, 10mm) and three adjusters (screw type, 3mm square, 4mm square). Fits nearly all models of Honda, Suzuki, and Yamaha Motorcycles and ATV's with screw-type adjusters.

35-5970 Motion Pro Six Piece Tappet Set



DS SALES SIX PIECE TAPPET TOOL SET

This set has 8, 9, & 10mm sockets, and slotted, 3 and 4mm adjusters to service most common locknut adjusted motorcycles and ATV models.

35-7960 DS Sales Six Piece Tappet Tool Set.



FEELER GAUGES

- 35-1770** 25 Blade Metric Gauge. Twenty five straight blades: .04, .05, .06, .07, .08, .09, .10, .15, .20, .25, .30, .35, .40, .45, .50, .55, .60, .65, .70, .75, .80, .85, .90, .95, & 1.00mm
- 35-8397** 14 Blade Offset Decimal/Metric (YM-34483) Sizes on blades listed in both decimal and metric. Fourteen offset blades: .002" (.051mm), .003" (.076mm), .004" (.102mm), .005" (.127mm), .006" (.152mm), .007" (.178mm), .008" (.203mm), .009" (.229mm), .010" (.254mm), .011" (.274mm), .012" (.305mm), .013" (.330mm), .014" (.356mm)



35-1770



35-8397

FEELER GAUGE .05 - 1.0MM

This 13 blade feeler gauge features the following metric sizes: .05, .10, .15, .20, .25, .30, .40, .50, .60, .70, .80, .90, 1.0mm

35-7976 Feeler gauge



EQUIPMENT & TOOLS

HARD PARTS

CARB & FUEL

IGNITION/ELECTRICAL

CONTROL

SUSPENSION

ACCESSORIES

MARINE

AUTOMOTIVE

MOTION PRO PISTON PIN PULLER

- Pin adapters made of 6061 aluminum
- Fits 12mm (1/2") - 24mm (1")
- Works on full/short skirt pistons

35-5964 Piston Pin Puller



QUICK RELEASE RING COMPRESSOR


Quick release makes it easy to remove from piston. Range is from 2-1/8" ~ 5" (54mm ~ 127mm). Sold each.

35-8723 Quick Release Ring Compressor



SPRING HOOK PULLERS

- 35-1992 Motion Pro Heavy Spring Hook Puller. (w/ T-Handle)
- 35-3935 165mm Spring Hook Puller



PIPE END SHAPER

Rounds out exhaust pipes that are crushed or bent. Range is 1-1/2" - 3" (38.10 - 76.20mm). Sold each.

35-9269 Pipe End Shaper



MOTION PRO TORQUE WRENCH ADAPTER

12mm/14mm at each end. Made from chrome vanadium tool steel with hard nickel pewter finish. Properly torque two-stroke cylinder base nuts and hard to reach fasteners. Multiply your torque wrench readings by using chart supplied with the tool for proper torque specifications. Always check with your owners manual for proper torque specifications for each model.

35-0910 Motion Pro Torque Wrench Adapter



CYLINDER HEAD NUT WRENCH

8mm (engine in frame) Fits XZ550 Vision, XVZ12/XVZ13 Venture & Venture Royale and VMX12 V-Max. Sold each.

35-8405 YM-28897



MOTION PRO ADJUSTABLE TORQUE WRENCH ADAPTER

Apply up to 90ft/lbs of torque using standard combo & allen wrenches.

35-7986 Motion Pro Adjustable Torque Wrench Adapter



TORQUE ANGLE GAUGE

35-9956 YU-A9956



SLIDING T-HANDLE SPARK PLUG WRENCH

35-1008 Sliding T-Handle Spark Plug Wrench. 12mm Deep (extra long reach) Sold each.



PISTON BASE HOLDERS

Sold each.

- 35-9810 3/16" thick x 5-1/4" length
- 35-9811 1/2" thick x 6-3/4" length



T-HANDLE SPARK PLUG WRENCH

Made in Japan. Sold each.

35-6375 10mm-C series



CYLINDER STUD INSTALL DRIVERS

Used for installation of cylinder studs. Tighten studs into tool until it bottoms out, then install studs into cylinder. Hex bolt on top loosens to easily remove the tool.

- 35-5926 6 x 1.0" 35-5928 10 x 1.25"
- 35-5927 8 x 1.25" 35-5929 10 x 1.5"



35-5926
6 X 1.0"



35-5927
8 X 1.25"



35-5928
10 X 1.25"



35-5929
10 X 1.5"

MOTION PRO GEARJAMMER

Locks gears in place for easy installation and removal and allows tightening lock nuts to proper torque setting. Works on virtually any motor, originally developed for removing and installing the primary gear on a Honda CRF 450. Powerful magnet holds tool in place during use.

35-5803 Motion Pro Gearjammer

**5PC SPARK PLUG SOCKET SET**


This 5 piece set has all the popular sizes including a 14mm for the newer Honda CRF Models.

35-7966 5PC Spark Plug Socket Set. Set includes 14mm, 5/8", 18mm, 3/4" and 13/16" sizes on a convenient holder.

**MOTION PRO SPARK PLUG SOCKET**

Specially designed, 18mm spark plug wrench fits many late model applications. Use with 3/8" ratchet, 13/16" wrench, tool kit bar or Phillips screwdriver that fits in 8.5 mm hole on socket. Sold each.

35-7977 Motion Pro Spark Plug Socket

**MOTION PRO 14MM SPARK PLUG SOCKET**


Thin wall design allows for use in small plug cavities. Can be driven with 1/4 in. drive ratchet, 13mm or 14mm wrench, socket or T-handle. Rubber plug retainer. Designed for use on late model KTM 4-strokes, 2010 Honda CRF250R and 2009 CRF450R.

35-7838 Motion 14mm Spark Plug Socket

**MOTION PRO 4-STROKE SPARK PLUG TOOL**

Specially designed for water-cooled 4-strokes with 5/8" plugs. 2-step extension-Swivel or fixed. Socket can also be used with a screwdriver to hold the front 19mm hex axles on late model 4-strokes. Sold each.

35-7836 Motion Pro 4-Stroke Spark Plug Tool

**WATERCOOLED PLUG WRENCH**

Designed for easier use on bikes with water cooled cylinders. Sold each.

35-6422 Watercooled Plug Wrench

**K&L PORTABLE AUXILIARY GAS & FAN CADDY**

This tool offers mobility by centralizing all required tools on one easy to use fixture and now features an additional shelf for increased storage. Constructed of square tubing, the height is adjustable up to 68" with hooks to attach gauges and fuel bottles.

The stand is UPS shippable, and is finished in blue powder coat. Sold each.

35-9453 K&L Portable Auxiliary Gas & Fan Caddy



EQUIPMENT SHOWN
NOT INCLUDED

STYLUS SERIES INSPECTION LIGHTS

Stylus Reach models feature a flexible extension that gives 14" or 18" of reach.

- LED last 100,000 hrs.
- Powered by 3 AAA batteries included.
- Runs up to 60 continuous hrs.
- Momentary blink and constant "on" modes.

35-0259 LED Pen Light-Blue

35-0267 24" Bend a lite w/ Cover

35-0269 42" Lighted Claw Grabber

35-0259



35-0269

35-0267

3 LED DYNAMO FLASHLIGHT

Crank Style 3 LED Flashlight - No Batteries!!! Great for Emergencies! Put one in your tool box and your bikes tool kit.

35-0270 3 LED Dynamo Flashlight



EQUIPMENT & TOOLS

HARD PARTS

CARB & FUEL

IGNITION/ELECTRICAL

CONTROL

SUSPENSION

ACCESSORIES

MARINE

AUTOMOTIVE

EQUIPMENT & TOOLS

CAM CHAIN TENSIONER TOOL FOR "A.C.C.T." (AUTO CAM CHAIN TENSIONERS)

Automatic Cam Chain Tensioners have become the norm on today's bikes, this tool allows you to retract the tensioner for ease of removal and installation. The tabs on the tool engage in the slots on the body of the tensioner, simply turn the knob to disengage the tensioner mechanism.

35-6601 ACCT Tensioner Tool



HARD PARTS

CARB & FUEL

IGNITION/ELECTRICAL

MOTION PRO 2-STROKE TIMING KIT FOR WATER-COOLED ENGINES

Kit includes dial indicator gauge with 0-5mm range in .01mm increments, 14mm spark plug thread adapter, and extensions (contact points) in different lengths. Designed to clear frame tubes on most recent water cooled models.

35-9535 2-Stroke Timing Kit for Water-Cooled Engines

35-9536 2-Stroke Adapter Kit for Air-Cooled Engines. Includes extended thread adapter and dial indicator extension. (contact point)



CONTROL

SUSPENSION

11 PIECE GASKET HOLE PUNCH SET

Designed to cut holes and internal radii in gaskets and other soft material such as rubber, felt fiber. Contains 5-3/8" long driving mandrel, ten punches sized at 1/4", 3/8", 1/2", 5/8", 5/16", 7/16", 9/16", 3/4", 1" and an attractive plastic storage box.

35-1808 Gasket Hole Punch Set



ACCESSORIES

MARINE

INTERNAL CIRCLIP PLIERS

Made from drop forged steel. 1.2mm tip diameter. Comfortable rubber grip. 50mm long tip with 90 degree angle for deep reach.

35-6892 Internal Circlip Pliers



AUTOMOTIVE

CAMCHAIN TENSIONER TOOL FOR YAMAHA 2007-2012 R-1



Here's a better way to make a common job faster and easier. This tool allows easy re-setting of the cam chain tensioner mechanism on the Yamaha R-1. The threaded C-Clamp design lets you gradually compress the unit, making re-installation of the tensioner easier. A rubber pad at the receiving end of the tool prevents marring or scratches, while the body of the tool includes a convenient tab that makes it possible to mount it in a bench vice for hands free operation.

35-6571 R-1 Tensioner Tool



3-IN-1 EXT/INT CIRCLIP PLIER

These space saving 3 in 1 pliers will do both internal and external circlips.

35-9407 3-IN-1 EXT/INT Circlip Plier



COMBO INTERNAL / EXTERNAL CIRCLIP PLIER

6 1/4" reversible internal and external circlip removal tool. Includes both straight and 45 degree head with 1.2mm tips and straight and 90 degree heads with 1.5mm tips. Comes packaged in a durable molded case.

35-9401 Combo Int/Ext Circlip Plier



OEM TYPE OIL FILTER SOCKET WRENCH

Designed to remove and install OEM spin-on oil filters. Sold each.

IMPORTANT NOTE: WILL NOT FIT FRAM OIL FILTERS.

Available for the following models:

35-4980 Fits Honda Oil Filter 15410-MM9-013. Fits Kawasaki Oil Filter 16097-1061/1063/1064. Fits Yamaha Oil Filter 3FV-13440-00-00, 5GH-13440-00-00 and 5JW-134440-00-00

35-4981 Fits Suzuki Oil Filter 16510-06B01, Yamaha "5DM" style

35-4983 Fits BMW, Ducati, H-D and Moto Guzzi OEM Oil Filters 76mm, 8 flute type



35-4980



35-4981



35-4983

OIL FILTER REMOVAL PLIERS

These pliers will remove those hard to reach or damaged oil filters. Great for those off brands. Adjustable to remove filters from 2" to 3 1/4" in outside diameter.



35-8497 Oil Filter Pliers (2"-3 1/4")

OIL FILTER WRENCH

This oil filter wrench is perfect for Honda GL1500 and ST1100 applications with limited access to the oil filter. Fits 2-1/2" oil filters. **Made in U.S.A.**



35-8494 Oil Filter Wrench

MOTION PRO OIL FILTER STRAP WRENCH

Fits all spin-on type oil filters. Use with 3/8" drive ratchet. Sold each.



35-7933 Motion Pro Oil Filter Strap Wrench

ADJUSTABLE OIL FILTER WRENCH 64-79mm

Removes spin-on type oil filters from 2-1/2" to 3-1/8". Steel jaws grip oil filter without slipping. Works with any 3/8" ratchet drive.



35-9815 Adjustable Oil Filter Wrench 64-79mm

OIL FILTER / CLUTCH NUT SPANNER

3/8", for Honda 90cc to 450cc. Also used as a clutch hub spanner on some 90 to 450cc models. sold each.




35-2633 Oil filter / Clutch Nut Spanner

RUBBER FACED & ALUMINUM VISE JAW PADS


These vice jaw pads are designed to protect delicate parts from damage. Sold in pairs.

35-9814 Rubber Faced Vise Jaw Pads

35-9813 Aluminum Vise Jaw Pads



35-9813



35-9814

SOFT GRIP VISE JAWS

These polyurethane inserts cushion your vise jaws so you can get a better grip on irregular shaped objects and avoid marring softer ones. The pads are held in place with super-strong magnets for a no-slip grip and will fit vises from 3 to 6 in. Notice the multi-grip cutouts to assist in holding various widths of material.

35-9818 Soft Grip Vise Jaws

**MAGNETIC PARTS TRAYS**

35-2692



35-2683



35-2700

Every tech needs at least one! We offer three styles of trays in sizes that are perfect for keeping screws, nuts, and washers in place during disassembly. Great for carb overhauls and other precision jobs.

35-2683 6" Round Magnetic Parts Tray

35-2692 5.5" x 9.5" Rectangular Magnetic Parts Tray

35-2700 2.5" x 3.75" 3 Piece Rectangular Magnetic Tray Set

3 CLAW OIL FILTER WRENCH

- Oil filter wrench with the ability to fit a wide range of sizes
- Turn counter clock wise to loosen filter, while wrench will tighten down
- Fits 61-95mm diameter metal oil filters
- Works with 3/8 drive ratchet and comes with adapter for 1/2" drive



35-9855 3 Claw Oil Filter Wrench

OIL FILLER CAP REMOVAL & INSTALLER TOOL

This tool is designed to easily remove and install the oil filler cap without damaging the cap. This tool is designed to work on vintage Japanese motorcycles, outdoor equipment and Yamaha 4 stroke out-board motors. Tool has a 3/8" ratchet receiver.

35-69000 Oil Filler Cap Removal & Installer Tool



(TOOL SHOWN FROM MULTIPLE ANGLES)



SHOWN REMOVING CAP FROM A ZRX 1200

MITYVAC PROFESSIONAL COMPRESSION TEST KIT

Kit includes a shock resistant gauge that reads 0 to 300 psi/200kpa with bleed valve, 10, 12, 14, and 18mm spark plug adapters, quick disconnect flexible adapter hoses, and quick disconnect air hold adapter. (use for replacement of valve stem seals in cylinder head without removal) Packed in a convenient carry box complete with instruction.




35-6103 MITYVAC Professional Compression Test Kit

MOTION PRO COMPRESSION TESTER

Compression tester comes with flexible hose for 10, 12, & 14mm spark plug applications. Features a quick disconnect with a pressure release valve and 300 psi. gauge. Packed in a convenient carry box complete with instruction. Made in the U.S.A.


35-7819 Motion Pro Engine Compression Tester



MOTION PRO 4-STROKE LEAKDOWN TESTER

Check percentage of cylinder leakage in a 4-stroke engine. Kit includes 10, 12, and 14mm spark plug adapters, regulator and gauge.

35-1987 Motion Pro 4-Stroke Leakdown Tester



FEELER GAUGES

35-1770 25 Blade Metric Gauge. Twenty five straight blades: .04, .05, .06, .07, .08, .09, .10, .15, .20, .25, .30, .35, .40, .45, .50, .55, .60, .65, .70, .75, .80, .85, .90, .95, & 1.00mm

35-8397 14 Blade Offset Decimal/Metric (YM-34483). Sizes on blades listed in both decimal and metric. Fourteen offset blades: .002" (.051mm), .003" (.076mm), .004" (.102mm), .005" (.127mm), .006" (.152mm), .007" (.178mm), .008" (.203mm), .009" (.229mm), .010" (.254mm), .011" (.274mm), .012" (.305mm), .013" (.330mm), .014" (.356mm)

35-7976 Feeler gauge. This 13 blade feeler gauge features the following metric sizes: .05, .10, .15, .20, .25, .30, .40, .50, .60, .70, .80, .90, 1.0mm

DIESEL COMPRESSION TESTER

- For testing cylinder pressure on diesel ATV and UTV
- Release air and automatically reset gauge for repeat testing
- Swivel-end quick coupler for easy connection to adapters
- 16-1/2" long wire reinforced hydraulic hose
- Adapters from most other manufacturers are interchangeable with this tester
- 2-1/4" gauge has a dual scale dial with ranges from 0-1000 PSI and 0-70 bar

35-7614 Diesel Compression Tester

35-7615 Mule3010 Adapter - Diahatsu

35-7616 Mule3010 Adapter - Kubota

35-7617 900D Adapter - Yanmar



35-7614



35-7615



35-7617



35-7616



35-1770



35-8397



35-7976

35-2625 Valve Clearance Gauge - .002"/.003" - sold card of six

35-2626 Valve Clearance Gauge - .004"/.005" - sold card of six

35-2627 Valve Clearance Gauge - .006"/.008" - sold card of six

35-2874 Valve Clearance Gauge Assortment -sold card of six 2 each of .002"/.003", .004"/.005", .006"/.008"



35-2625
35-2626
35-2627
35-2874

LONG FEELER GAUGES

- 1/2" x 12" blades in steel holder. Sizes: .002, .004, .006, .008, .010, .012, .014, .016, .018, .020, .022, .024, .026, .028, .030, .032, .034, .036, .038, .040
- Feeler Gauges are mostly used to measure gap clearance widths between two parts
- For easy identification, each blade is permanently marked with the blade thickness
- Blades are flexible enough that even if they are all on the same hinge, several can be stacked together to gain increased values
- Blades etched with both decimal size and metric equivalent



35-8127 Long Feeler Gauges

CYLINDER BORE GAUGE SET, 18-35 MM (.7" - 1.4")

This set includes handle, dial indicator, and set of contact extensions, and is perfect for precision work on small cylinders. Set ships complete in a plastic storage case.

35-9548 Cylinder Bore Gauge 18 - 35mm



PLASTIC CALIPER

- 4 way measurements for outside, inside, step & depth
- Range 0 to 6-Inch in 1/1000-Inch increments, a 1/10-Inch range of revolution
- Adjustable dial and thumb wheel for fine adjustments

35-7982 Plastic Caliper



DIGITAL BORE GAUGE SET, 35-150MM (1.4" - 6")

Comes complete with handle, digital display that allows reading to be displayed in either Metric or S.A.E., & a full set of contact extensions. Instructional CD and battery are included. Ships in rugged plastic storage case.

35-9547 Digital Bore Gauge 35 - 150mm



DIGITAL CALIPER

Here's an economical solution for quick, easy measurements in the shop or at the front counter. Easy to read display calls out metric and standard figures. 150 mm, 6" scale. Includes plastic storage case.


35-7893 Digital Electronic Caliper



SMALL HOLE GAUGE SET

Knurled knob at handle for adjustment. Four piece set with storage pouch includes:

- .125" - .200" (3mm - 5mm), 3-5/8" long
- .200" - .300" (5mm - 7.5mm), 3-7/8" long
- .300" - .400" (7.5mm - 10mm), 4" long
- .400" - .500" (10mm - 13mm), 4-1/4" long



35-9122 Small Hole Gauge Set

6 PIECE TELESCOPING GAUGE SET

Makes measurement of difficult-to-reach areas like cylinder walls easier. For use with a micrometer. A knob at the end of the handle locks or releases the contact tips. Range 5/16" - 6".

35-9121 6 Piece Telescoping Gauge Set



OUTSIDE MICROMETERS

These metric outside micrometers are available in the following ranges:

- 35-8441** YU-03006-Micrometer 0 - 25mm
- 35-8442** YU-03007-Micrometer 25 - 50mm
- 35-8443** YU-03008-Micrometer 50 - 75mm
- 35-8444** YU-03009-Micrometer 75 - 100mm



MITUTOYO DIGITAL ELECTRONIC CALIPER

LCD display makes for easy reading. Gives exact measurements to .0005" (.01mm) and features Zero-set at any point to make measurement of tolerances easier. Reads in inches or millimeters and will convert. Includes a fitted case and battery. **Made in Japan.**

35-5400 MITUTOYO Digital Electronic Caliper



DIAL INDICATOR GAUGE & MAGNETIC BASE STAND

- 35-8421** 2-1/4" Dial Indicator Gauge with Magnetic Base Stand
- 35-8428** 2-1/4" Dial Indicator Gauge only, 0" - 2-1/4" range in .001" increments
- 35-8447** Metric Dial Indicator Gauge only 0 - 5mm.
- 35-8438** Magnetic Base Stand only
- 35-8434** Flexible Magnetic Base Stand only



BLIND HOLE BEARING PULLER & BRIDGE TYPE PULLER SET (8MM~32MM PULLERS)

Can be operated as bridge type or with slide hammer (slide hammer is included in kit)

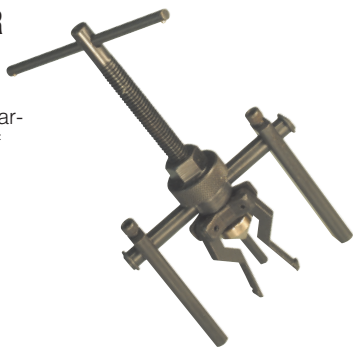
35-6899 Bridge Type Blind Hole 8-32mm Bearing Puller Set



PILOT BEARING PULLER BRIDGE TYPE

Slim jaw design allows for removal of most flywheel pilot bearings. Features a working travel of 13mm to 38mm (1/2" to 1 1/2")

35-2231 Pilot Bearing Puller



DELUXE SUSPENSION BEARING SERVICE TOOL

- Designed for quick and easy removal & precise installation of suspension linkage & swing arm pivot bearings
- Designed for use on 20 & 22 mm (I.D.) bearings
- Fits most Dirt-bikes & ATV's
- Includes blind bearing collet for removal of 20 mm blind bearings
- Anodized aluminum mandrels reduce the possibility of damaging bearing surfaces
- Laser etched markings for easy size identification
- Eliminates the need for a shop press
- Protective blow-molded case for easy storage



35-8832 Deluxe Suspension Bearing Service Tool

ROCKER SHAFT REMOVAL ADAPTER

This handy adapter attaches to any standard slide hammer. The 6mm and 8mm sizes allow for easy removal of the rocker shafts found on many Japanese Single and V-Twin cylinder heads.

35-5911 Rocker Shaft Removal Adapter



MASTER BUSHING DRIVER SET

15 pc set has 24 different available driver sizes from 12.6mm to 85.6mm and comes in a durable molded case.

35-6890 Master Bushing Driver Set




9 PIECE BEARING PULLER TOOL SET

Comes with UNC slide hammer and bearing collets. Sizes: 8mm, 10mm, 12mm, 15mm, 17mm, 20mm, 25mm, 30mm, 32mm

35-6889 9 Piece Bearing Puller Tool Set

REPLACEMENT PARTS:

- 35-6901** Bearing Puller Collet 8mm
- 35-6902** Bearing Puller Collet 10mm
- 35-6903** Bearing Puller Collet 12mm
- 35-6904** Bearing Puller Collet 15mm
- 35-6905** Bearing Puller Collet 17mm
- 35-6906** Bearing Puller Collet 20mm
- 35-6907** Bearing Puller Collet 25mm
- 35-6908** Bearing Puller Collet 30mm
- 35-6909** Bearing Puller Collet 32mm



BEARING PACKER KITS

- 35-6900** Deluxe Bearing Packer
- 35-6911** Econo Bearing Packer



COPPER HAMMERS

- 35-9752** Copper Hammer. (3 lbs)
- 35-9753** Copper Hammer. (4 lbs)



BEARING RACE & SEAL DRIVER

Insert bearing races quickly and straight on the first try. Six disc sizes fit most bearing sizes. To install (drive) seals, turn discs over. Eliminates damage to bearing races. Seven piece kit includes driver handle and the following disc sizes: 40, 45, 50, 59, 63, and 65mm.

35-9268 Bearing Race & Seal Driver



3/8" DRIVE IMPACT DRIVER

Heavy duty impact driver for general use. Reversible, tighten screws or bolts on impact or loosens frozen ones easily. Complete with 4 bits-No. 2 and No. 3 Phillips bit, 8 and 10mm slotted bits and metal storage case.

35-8884 3/8" Drive Impact Driver



J.I.S. IMPACT DRIVER SET

This impact driver set comes complete with Japanese Industry Standard Bits. These bits fit Japanese screws properly for a tighter snug fit.

35-8880 Impact Screwdriver Set (Includes Driver, Case & 6 Bits)

CROSS BITS FOR IMPACT SCREWDRIVER (JIS)

35-8893 Cross Bit #1x 5 PCS

35-8894 Cross Bit #2x 5 PCS

35-8895 Cross Bit #3x 5 PCS

FLAT BITS FOR IMPACT SCREWDRIVER

35-8898 Flat Bit #1x 5 PCS

35-8900 Flat Bit #2x 5 PCS

35-8901 Flat Bit #3x 5 PCS



JAPANESE STANDARD CHANGEABLE FLAT RATCHET SCREWDRIVER SET (JIS)

35-6501 Japanese Standard Changeable Flat Ratchet Screwdriver Set

35-6502 Cross bit No.0, No.1, No.2, No.3

35-6503 Cross bit No.2 (full length 22mm)x 5 PCS

35-6504 Cross bit No.2 (full length 30mm)x 5 PCS

35-6505 Cross bit No.3 (full length 25mm)x 5 PCS



MOTION PRO GASKET SCRAPER

Ergonomic billet aluminum handle. Brass blade included safely removes paper gaskets from aluminum engine cases. Steel blade included for difficult to remove paper gaskets. Blades can be sharpened easily.

35-8683 Motion Pro Gasket Scraper



HEAVY DUTY AUTOMATIC CENTER PUNCH

Heavy duty construction allows use both on hard and soft metals. No hammer required.

35-0956 Heavy Duty Auto Center Punch



OIL SEAL PULLERS

Remove fork seals and engine seals.

35-5398 Oil Seal Puller with two tips


35-9614 Adjustable Oil Seal Puller with two tips



MECHANICAL SEAL INSTALLATION TOOL

This tool properly installs waterpump mechanical seal into the cover without damaging the seal.

35-2618 Mechanical Seal Installation Tool



SOFT GRIP SCREWDRIVER, CROSS TIP (J.I.S.)

These soft grip screwdrivers have Japanese Industry Standard tips. These screwdrivers fit Japanese screws properly for a tighter snug fit.

35-6506 Cross Soft Grip Stubby Screwdriver No. 2

35-6507 Cross Soft Grip Screwdriver No. 1

35-6508 Cross Soft Grip Screwdriver No. 2

35-6509 Cross Soft Grip Screwdriver No. 3



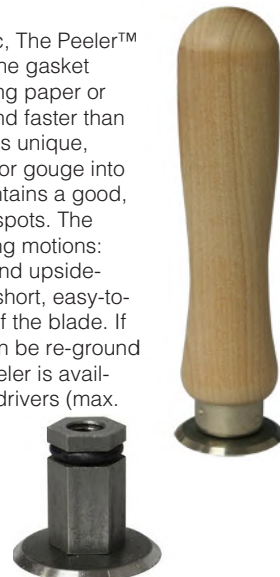
PEELER GASKET SCRAPER

Peeler tool, hand-operated or pneumatic, The Peeler™ is amazingly effective at removing silicone gasket material. It also works well when removing paper or fiber gasket residue. It is much easier and faster than common knives or scrapers. The Peeler's unique, self-leveling conical blade does not dig or gouge into surfaces. Free rotation of the blade maintains a good, sharp cutting edge without nicks or flat spots. The Peeler can be used in any of the following motions: forward, backward, sideways, circular and upside-down. The hand-held Peeler features a short, easy-to-hold handle for close, powerful control of the blade. If necessary, the hardened steel blade can be re-ground and is easily replaced. The Powered Peeler is available for air-ratchet and powered screw drivers (max. 500 rpm). It fits 9/16" sockets.

35-4067 Hand Held Gasket Scraper

35-4068 Powered Gasket Scraper

35-4069 3pc Replacement Blade Set



EQUIPMENT & TOOLS

HARD PARTS

CARB & FUEL

IGNITION/ELECTRICAL

CONTROL

SUSPENSION

ACCESSORIES

MARINE

AUTOMOTIVE

CRANKCASE SEPARATOR TOOL

This tool will work on most two and four stroke engines that have a vertically split crankcase. Moveable fingers allow a multitude of bolt patterns to be used so it will work on a variety of models. Includes 6mm and 8mm mounting bolts, center pulling bolt and a three leg frame that is appropriate for many applications.




- 35-9642** Crankcase Separator Tool
- 35-9637** Replacement 8mm to 6mm Bolts. Each

35-9642

CRANKCASE SPLITTING TOOL

Designed to remove crankcase halves on most two-stroke engines safely. Comes with three sets of adapter mounting bolts: 5 x 0.80mm, 6 x 1.00mm, and 8 x 1.25mm. Sold as a set. Replacement mounting bolts sold each.



35-9638

- 35-9638** Crankcase Splitting Tool
- 35-9676** 5mm Adapter Bolt
- 35-9677** 6mm Adapter Bolt
- 35-9678** 8mm Adapter Bolt

CRANKCASE SEPARATOR CENTER POINT

Designed to protect crankshaft end (threads) when separating cases. Use with **35-9638** splitting tool.



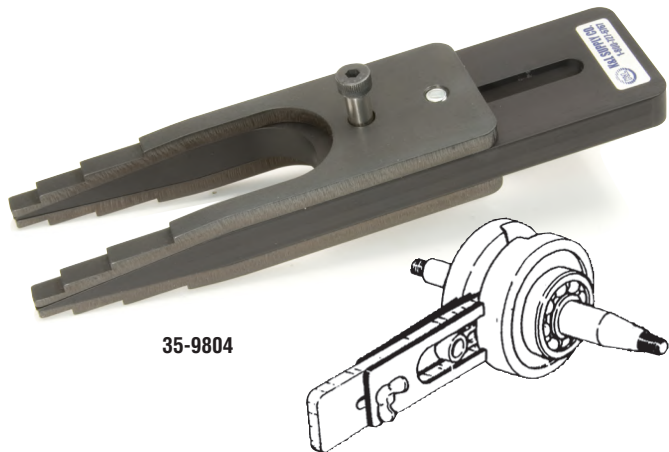
- 35-8498** Crankcase Separator Center Point YU-01804-A

CRANKSHAFT INSTALLING JIG TOOL

Supports and centers crankshaft webs while assembling two-stroke engine cases and rebuilding crankshafts. Prevents rod misalignment. Adjustable tang ends.



- 35-9804** Crankshaft Installing Jig Tool



35-9804

UNIVERSAL CRANKSHAFT INSTALLATION SET

Installs the crankshaft into crankcase on most single cylinder vertically split engines. Sold as a set. Consists of the following: Qt1-Installing Pot, Qt1-Pot Spacer, Qt1-Bolt.

- 35-8509** Universal Crankshaft Installation Set (YU-90050)

OPTIONAL POT SPACERS

- 35-8513** YM-90070-A, XV700/750/920/1100 Virago, XT550, TT600
- 35-8515** YM-91044, YFM350/400/600/660, SRX600, XT225/550/600
- 35-8516** YU-01202, TTR250, SR/TT/XT500



35-8509

35-8513

35-8516

YAMAHA CRANKSHAFT PROTECTORS

Sold each.

- 35-8504** YM-04063-A, XV750/920 Virago, XT550, YFP350, YFM660R Raptor
- 35-8399** YM-01382, XT250/XT350, RZ350, YFP350, YFZ350
- 35-8507** YM-33282, XV500 Virago, XZ550 Vision, XVZ12/13 Venture & Venture Royale, VMX12 V-Max
- 35-8508** YM-38145, XV750/XV1000 Virago



35-8504

35-8399

35-8507

35-8508

CRANKSHAFT ADAPTER SET

Adapters for use with Crankshaft Installation Set **35-8509**

Consists of the following adapters, also sold individually:

35-8512 Crankshaft Adapter Set (YM-90051-B)
Set includes 1 ea of the following adapters: #1-#10 and #12

- 35-8773** YM-90061 #1 M7 x 1.0 RH Male
- 35-8555** YU-90062 #2 M10 x 1.25 RH Female
- 35-8585** YU-90063 #3 M12 x 1.25 RH Female
- 35-8774** YU-90064 #4 M12 x 1.0 RH Female
- 35-8775** YM-90065 #5 M12 x 1.25 LH Female
- 35-8776** YM-90066 #6 M14 x 1.0 RH Female
- 35-8777** YM-90067 #7 M16 x 1.0 RH Female
- 35-8778** YM-90068 #8 M18 x 1.0 RH Female
- 35-8779** YM-90069 #10 M14 x 1.5 RH Female
- 35-8781** YM-A0002 M10 x 1.25 RH Male
- 35-8510** YM-33279 #11 M22 x 1.0 RH Female
- 35-8780** YM-01383 #12 M10 x 1.25 RH Male



K&L MC310 THREE-IN-ONE TRUING STAND

The three-in-one truing stand from K&L Supply helps you make the most of your workspace. This tool allows you to perform the following:

- Build and true spoke wheels
- Check for runout on crankshafts, wheels and fork tubes
- Balance spoke and mag wheels

The MC310 features rugged construction throughout with ease of use being given priority. UPS shippable, F.O.B. San Jose, California.

NOTE: DOES NOT INCLUDE DIAL INDICATOR.

- 35-9573** K&L MC310 Three-In-One Truing Stand
- 35-8428** 2-1/4" Dial Indicator Gauge only, 0" - 2-1/4" range in .001" increments
- 35-8447** Metric Dial Indicator Gauge only 0 - 5mm range in .01mm increments
- 35-9577** MC310 Indicator Arm Assembly
- 31-9624** MC310 Replacement Bearing FR67. (top rail bracket near pins)
- 31-9625** MC310 Replacement Bearing 6001ZZ (lower rail bracket)
- 35-9510** Replacement Tapered Wheel Cone only
- 32-2479** Balance Shaft with Centering Cones



THREE-IN-ONE



32-2479

NOT INCLUDED WITH THE MC310

K&L SINGLE CYLINDER CRANKSHAFT ASSEMBLY FIXTURE

Fixture will assemble most Japanese and European single cylinder crankshafts including the Honda tin can cranks. Set includes assembly fixture, and seven axle bushing adapters – 17mm, 20mm, 22mm, 25mm, 28mm, 30mm, and 32mm.

37-9688 K&L Single Cylinder Crankshaft Assembly Fixture



CRANKSHAFT DISASSEMBLY TOOL

This fixture is designed to disassemble most single and twin cylinder models.

NOTE: MAY NOT WORK ON TIN CAN CRANKS. (YZ80/KX80).

37-9556 Crankshaft Disassembly Tool




V-BLOCKS

For precision measuring, Sold in pairs.



- 35-9564** "V" Blocks, 5"L x 1" W x 2"H.
- 35-9454** "V" Blocks, 3"L x 1-5/16" W x 2-3/8"H
- 35-9455** "V" Blocks, 4"L x 1-5/8"W x 2-5/8"H
- 35-9460** "V" Blocks, 5"L x 2"W x 3-1/8"H



35-9564

K&L 14MM SHAFT LOCK COLLARS

These lock collars from K&L Supply works in conjunction with **32-2479** - Optional Balance Shaft with Tapered Wheel Cones to adjust and lock the cones to hold any motorcycle wheel in place for truing and static balancing. Pre-threaded set screws hold the cones in place once aligned. Black powder coated. Sold in pairs.




37-3839 14mm Shaft Lock Collars


SPLIT BEARING PULLERS

Designed for separating and pulling bearings and close-fitting gears. Two sizes available:

- 35-4001** Split Bearing Puller (2-1/4" max. reach)
- 35-4002** Split Bearing Puller (4" max. reach)



35-4001



35-4002

20-TON HYDRAULIC PRESS

- All Welded Steel Construction
- Reinforced head Plates
- 20-ton jack included
- **Made in U.S.A.**



37-9632 20 Ton Hydraulic Press

OPTIONAL ACCESSORIES FOR 20-TON PRESS BEARING PULLERS:

- 35-4001** Split Bearing Puller 2-1/4" max. reach
- 35-4002** Split Bearing Puller 4" max. reach
- FORK TUBE "U" BLOCKS:**
- 35-9443** 36mm U-Block (for 33 thru 36mm tubes)
- 35-9447** 40mm U-Block (for 37 thru 40mm tubes)
- 35-9448** 43mm U-Block (for 41 thru 43mm tubes)
- 35-9449** 46mm U-Block (for 44 thru 46mm tubes)
- 35-9416** 49mm U-Block (for 47 thru 49mm tubes)
- 35-9420** 52mm U-Block (for 50 thru 52mm tubes)



37-9632

EQUIPMENT & TOOLS

6 IN 1 FLYWHEEL PULLER

Compact design with many applications. Most other similar tools have only four sizes. Includes the following sizes M10 X 1.25R, M14 X 1.5R, M16 X 1.5R, M18 X 1.5R, M 24X 1.0R, M27 X 1.0R



35-2210 6 in 1 Flywheel puller

HARD PARTS

CARB & FUEL

IGNITION/ELECTRICAL

CONTROL

SUSPENSION

ACCESSORIES

MARINE

AUTOMOTIVE



FLYWHEEL PULLER DRIVER SET

10 piece kit. All applications except M27 have right hand threads. Sizes as follows: M14 P1.5, M16 P1.5, M18 P1.5, M19 P1.0, M20 P1.0 x M27 P1.25, M22 P1.0 x M25 P1.5, M22 P1.5 x M26 P1.5, M24 P1.0 x M27 (left hand thread) P1.0, M26 P1.0 x M28 P1.0, M28 P1.5

35-8921 Combination Flywheel Puller Driver Set



35-5942



35-5006



35-4261



35-5007



35-7728 MP#16



35-2331 MP#17



35-2330 MP#18



00-0829 MP#19



35-5934 MP#20



35-5945 MP#21



35-4235 MP#22



35-5935 MP#26



35-5952 MP#29



35-4262 MP#30




35-9421 MP#31



35-5932 MP#33



35-5936 MP#36



35-5953 TOOL#37



35-9419 MP#39



35-6007 MP#42



35-6008 MP#43



35-5956 MP#46



35-8604 MP#50



35-5954 MP#52



35-4266 MP#63



35-4264 MP#64



35-6022 MP#65



35-6033 MP#67



35-3479 MP#73



35-5951



35-5931 MP#1



35-6385 MP#2



35-6651 MP#3



35-6769 MP#4



35-7114 MP#6



35-5937 MP#7



35-5938 MP#8



35-5939 MP#9



35-5940 MP#10



35-5944 MP#11



35-5946 MP#12



35-4265 MP#14

HONDA

- 35-5931** MP#1 27mm x 1.0mm LH Male CT70, XL80/XR80R, XL/XR100R, CR80R, CR125R, CR250R, CR500R, ATC70, TRX70, TRX90, ATC250R FL250 Odyssey
- 35-5936** MP#36 35mm x 1.0mm RH Male Removes clutch 4 Stroke TRX250 Recon & EX Quad
- 35-5937** MP#7 20mm x 1.5mm RH Male Special bolt with hollow center MT250 Elsinore (Enduro) (74-76)
- 35-5939** MP#9 20mm x 1.5mm RH Male CB750A/K (69-78), CB750F Super Sport (75-78)
- 35-5940** MP#10 16mm x 1.5mm Male Early model CR125M and CR250M Elsinore ATV's-ATC90/110 with points CM185/CM200T, CMX250/CMX450, CRF230, CB/CL/SL 175/350/400/450, CB500/CB500K
- 35-5944** MP#11 22mm x 1.5mm RH Male. Fits most late model single XL and XR models. XL250/XL350/XL500/XL600/XL650R, XR250R/XR350R/XR500R/XR600R, VT500C/VT500FT, VF750C/VF750F/VF750S, V45, VF1100C, VF1100F, VF1100S V65
- 35-2331** MP#17 18mm x 1.5mm RH Male. Late model CB four cylinder models (79-82), CB750C Custom, CB750F Super Sport, CB750K, CB900C Custom, CB900F Super Sport, CB1000C, CB1100F Super Sport
- 00-0829** MP#19 14mm x 1.5mm RH Male CB125/XL125/XL185S/XL200/XR185/XR200 XR200R/ATC200X/ATC200E (ATV)
- 35-5945** MP#21 20mm x 1.5mm RH Male. Special bolt with hollow center. ATC250X/ATC250ES/ATC250SX/TRX250X, TRX300/TRX300EX/TRX300FW/TRX350X, TRX400EX CX500/GL500/GL650, CX500, CX650/CX650T, VT750C Nighthawk (Twin-cylinder models) CB400TI/CB400TII Hawk, CB400T Hawk
- 35-4266** MP#63 24mm x 1.5mm RH Female. With crankshaft protector cap CRF150R/250R/X/450R (4-stroke offroad)
- 35-6033** MP#67 35mm x 1mm RH Female. Clutch Puller for TRX400/TRX450 Rubicon and Foreman models. TRX500 Foreman (most)
- 35-3479** MP#73 28mm x 1mm RH Female. CR250R (78-80), CRF250R (04-06/10-12), TRX450R SportTrax (03-06), TRX350 (09-10), CRF450R (09-12), CRF450X (most)
- 35-4235** MP#22 40mm x 1.5mm RH Male. TRX500 Rubicon (4-stroke) (most)
- 35-6008** MP#43 24mm x 1.0mm RH Male. TRX500 Rubicon (4-stroke) (most)

KAWASAKI

- 35-5931** MP#1 27mm x 1.0mm LH Male. KV75/MC1-90/G4TR90/G4TR-100, F6-125, KD80/KM100, KE100/KE125/KE175, KDX80/KDX200/KDX250, KX60/KX80/KX85, KX100/KX125/KX250/KX500
- 35-5941** MP#29 35mm x 1.5mm RH Female. 4-stroke single cylinder models with large flywheels. Most 4 wheel ATV applications. KLT160, KLF185 Bayou, KLF220 Bayou, KLF250 Bayou and KLF300 Bayou.

KAWASAKI

- 35-5952** MP#29 35mm x 1.5mm RH Female. Most Ninja ZX/ZZR600, EX250 Ninja
- 35-5940** MP#10 16mm x 1.5mm RH Male. ATV-KLT110/KLT200/KLT250, Early model KX125/KX250/KX420 (78-81), S3-400/KH400 2-stroke triple, Z1/A/B-900 (73-75), KZ1300A/B (79-80)
- 35-2330** MP#18 18mm x 1.5mm RH Male. KL250, KZ250, KZ400, KZ440, KZ550, KZ650, KZ750 four cyl, EX250 Ninja 250R, EX500A, EN500 Vulcan, KZ900A4/A5 (76-77), KZ900B1 LTD (1976), KZ1000A/B (77-80), KZ1300A/B (79-80), GPZ550 (81-85), ZX600 Ninja, GPZ750/GPZ1100, Vulcan VN750, Fits most 800cc PWC Engine Models
- 35-6007** MP#42 38mm x 1.5mm Female. KLX/KXF400 (98-03), ZX9 (00-06) ZX12
- 35-4266** MP#63 24mm x 1.5mm RH Female. KX250/450F (Pre-2009)
- 35-3479** MP#73 28mm x 1mm RH Female. KLX110 (03-06), KLX/KFX450 (08-10), KX450F (09-11) (4-stroke MX/off-road)

POLARIS

- 35-5006** Long shaft and thread designed for Polaris ATV clutch, 1985-up models. The shaft is carbon alloy steel and is heat treated.
- 35-5007** Long shaft and thread designed for Polaris ATV Clutch. Fits 02-08 Sportsman 600/700 Twin EFI X2. The shaft is carbon alloy steel and is heat treated.
- 35-5951** Fits most Polaris XP900 RZR models 11-14.
- 35-5951** MP#48 Fits most RZR XP1000 and RZR 570 UTV Models.

SUZUKI

- 35-5931** MP#1 27mm x 1.0mm LH Male. RM80/RM100/RM125/RM/RMX250 (88-02), ATV Quads LT125/ALT125, 50/90/100/125cc (Early 2-stroke offroad)
- 35-5935** MP#26 40mm x 1.5mm RH Female. Most 2009-Present GSXR1000 Street, Marauder, VS Intruder Street
- 35-5938** MP#8 30mm x 1.5mm RH Female. LT160/LT230/LT230G/LT250E/S
- 35-5939** MP#9 20mm x 1.5mm RH Male. SV650 (99-04), TL1000 S & R (Most)
- 35-5940** MP#10 16mm x 1.5mm RH Male. GS550/650/750/1000 early models and other four cylinder models
- 35-4265** MP#14 30mm x 1.5mm RH Female. Thread Deep Reach GS1100/1150 (81-85). **NOTE: SMALL DIAMETER ROTORS ON THESE MODELS**
- 35-5945** MP#21 20mm x 1.5mm RH Male. AN650 Burgman (2003-2009)
- 35-5952** MP#29 35mm x 1.5mm RH Female. Late model street singles, twins and multi-cylinder models, LT250E, LT300E Quads, GSF400 Bandit, GS1000/GS1100. Late model DR250/350S Dual Sport/Offroad
- 35-9421** MP#31 50mm x 1.5mm RH Female. LS650 Savage, VX800, GV700/GV1200/GV1400 Madura, VS750/VS1400 Intruder LT-A400 & LT-F400 (2002-2007) VZR1800 Boulevard-M109R

SUZUKI

- 35-9419** MP#39 42mm x 1.5mm RH Female. Used for removal of starter alternator rotor from crankshaft on these applications: DR500/SP500X/Z/D (81-83), SP600F (1985), DR650SL~SES (90-95) non electric start apps.
- 35-9419** MP#39 42mm x 1.5mm RH Female. Used for removal of starter clutch on these applications: GSX-R750, GSX-R1100, GSX600F, GSX750F, GSX1100F/GSX1100G
- 35-6007** MP#42 38mm x 1.5mm Female. GSX/GS/LTZ 250, 400, 450 and GN Series
- 35-4266** MP#63 24mm x 1.5mm RH Female. RM-Z250 All Years, 04-06 RM-Z450
- 35-6008** MP#43 24mm x 1.0mm RH Male. Most 50cc Mini's & Import scooters w/6Y6QMB139 engines
- 35-4264** MP#64 33mm x 1.5mm Female. GSX-R600 (01-04), GSX-R750 (01-04) and GSX-R1000 (01-04)
- 35-3479** MP#73 28mm x 1mm RH Female. DRZ110 (03-06), RM-Z450 (07-12)

TRIUMPH

- 35-6007** MP#42 38mm x 1.5mm Female. 675cc Daytona Triples (06-08)

ARCTIC CAT

- 35-9421** MP#31 50mm x 1.5mm RH Female. Most 375, 400, 450, 650, & 700cc 4-strokes, Fits most Alterra ATV Models and Prowler 550cc and 700cc UTV Models

BMW

- 35-6007** MP#42 38mm x 1.5mm Female. 650cc Singles w/ Rotax engines, Fits most F650 ST, GS, CS and G650 GS, X Models. Also will remove Front Toothed Belt Pulley from Twin Cylinder F800 S, ST, GT models.

CAN AM - BOMBARDIER

- 35-6007** MP#42 38mm x 1.5mm Female. DS650 4-stroke Quads (Most 00-07), Fits most Outlander ATV Models.

YAMAHA

- 35-5931** MP#1 27mm x 1.0mm LH Male. ATV's-YFM/YTM60/80/100/200/225 YT125/175, YFS200 Blaster, YFZ350 Banshee. Early 2-stroke AT125, CT175/DT250/RT360, SC500, IT200, YZ/MX250, MX400, IT/YZ490, TT/XT500, 4-Stroke off road YZ250F/400F/426F, 450F 03-05. Late model 2-stroke YZ80/125/250
- 35-7114** MP#6 18mm x 1.5mm RH Male. Fits most YZ125 2-stroke liquid cooled models
- 35-5937** MP#7 20mm x 1.5mm RH Male. Special bolt with hollow center, All small C.D.I. inner rotors YZ/MX125/250/360
- 35-5940** MP#10 16mm x 1.5 RH Male. Fits early two cycle electric start models into the 60's Fits most four stroke four cylinder models (80's & 90's, YZF's), Fits most FX-140 and VX-110 4 Cycle PWC Models.
- 35-5953** MP#37 Special 12 hole Disc with 6 & 8mm bolts supplied. (Fits Most) Virago XV500/535/700/750/920/1100, XVZ12/13 Venture BW200, BW350, TT/XT600 Offroad/Dual Sport. ATV-YFM250 Fits most XVS-1100 Vstar Street Models.

YAMAHA

- 35-5952** MP#29 35mm x 1.5mm RH Female. YFM350/400/450/600/700 Quad models, Rhino 450, 660 & 700
- 35-4262** MP#30 24mm x 1.0 RH Female All XS-1/XS650/TX650 twins 1970 through 1983
- 35-6007** MP#42 Fits most 2015-Present Grizzly & Kodiak ATV + Wolverine UTV Models
- 35-4266** MP#63 24mm x 1.5mm RH Female. YFZ450F Four Strokes
- 35-4264** MP#64 33mm x 1.5mm Female. YZF450 Quad, 04-06, WR250/450F Enduros, YZ450F 06-09
- 35-6022** MP#65 30mm x 1.0mm RH Female. WR250F (01-04) and WR450F (03-04) 4-stroke
- 35-4261** YM-01082 16mm x 1.5mm RH Male. FZ-1 (01-05) and YZF-R1 (98-03)
- 35-5942** YM-01111 10mm x 1.25mm RH Male. RD400 (76-79)

HODAKA

- 35-5931** MP#1 27mm x 1.0mm LH Male. Most Early models such as: Ace-90, Ace-100/B Model 93 Super Rat (100cc/mx), Dirt Squirt (100cc) Wombat (125cc) Combat Wombat (125cc/mx)
- 35-4265** MP#14 30mm x 1.5mm RH Female. Most 1974 & Later 97 Super Combat and 98 Super Rat models.
- 35-5953** Special 12 hole Disc with 6 & 8mm bolts (supplied with tool). Most 175cc - 250cc Models.

HUSABERG

- 35-5952** MP#29 35mm x 1.5mm RH Female. Most 4-stk 400, 501, & 600cc Off-Road models.
- 35-5956** MP#46 26mm x 1.0mm RH Female. Most FE450 & FE650 4-strokes
- 35-5953** Special 12 hole Disc with 6 & 8mm bolts (supplied with tool). Most 175cc - 250cc Models.

HUSQVARNA

- 35-6385** MP#2 33mm x 1.5mm RH Male. Fits most 1960-1970 models with Point Ignition (FEMSA, BOSCH, MOTOPLAT)
- 35-6651** MP#3 27mm x 1.25mm RH Male. Fits most 1970-1980 2-stroke model with C.D.I. Ignition. (FEMSA, BOSCH, MOTOPLAT)
- 35-5944** MP#11 22mm x 1.5mm RH Male. Most 1990 to present WX series 2-strokes
- 35-5946** MP#12 26mm x 1.5mm Male. Most Late 2-strokes with C.D.I. Ignitions (FEMSA, BOSCH, MOTOPLAT)
- 35-5952** MP#29 35mm x 1.5mm RH Female. Most 4-stk 400, 501, & 600cc Off-Road models
- 35-5956** MP#46 26mm x 1.0mm RH Female. Most 250,450, & 510 (4-stroke) TE, TC, SM, FE, FX, FSS/SMR and FE610 (4-stroke) models
- 35-5932** MP#33 26mm x 1.5mm RH Female. Most (10-11) TE/TX250 (4-stroke- FI) models

KTM

- 35-6651** MP#3 27mm x 1.25mm RH Male. Fits most current 2-stroke liquid cooled models (FEMSA, BOSCH, MOTOPLAT)

KTM

- 35-5946** MP#12 26mm x 1.5mm Male. KTM Enduro/Offroad/MX two-stroke, 125/250/300/360 cc (FEMSA, BOSCH, MOTOPLAT)
- 35-5956** MP#46 26mm x 1.0mm RH Female. KTM Enduro/Dual Sport four-stroke 400cc through 620cc (1988 through 1996)
- 35-8604** MP#50 19mm x 1.0mm RH Male. Most SX & SR Mini Racers
- 35-8659** TOOL#40 Fits most 2013-Present Superduke 1290 Street Bike Models
- 35-3479** MP#73 Fits most 2016-Present 450 SX-F / XC-F Dirt Bike Models

LEM AND ITALJET

- 35-8604** MP#50 19mm x 1.0mm RH Female. Pee-Wee racer 50cc applications.
- 35-4264** MP#64 33mm x 1.5mm Female. Most Electric Start Singles, including 620, 625, 640, 660, 690cc and LC4E 4-strokes

LEM AND ITALJET

- 35-5952** MP#29 35mm x 1.5mm RH Female. All 600cc with large flywheel
- 35-6769** MP#4 30mm x 1.5mm RH Male. Fits most models
- 35-5946** MP#12 26mm x 1.5mm Male. Fits most models

LEM AND ITALJET

- 35-5953** TOOL#37 Special 12 hole Disc with 6 & 8mm bolts supplied. Removes flywheel and electric starter magnet from the crank shaft. Works on P.W.C. ATV, and motorcycle apps.

SCOOTER

- 35-5931** MP#1 27mm x 1.0mm LH Male. Most import scooters with 125-150cc GY6 4-stroke engines
- 35-5934** MP#20 28mm x 1.0mm RH Male. Most Italian import Vespa Models including VLX, VNX, VSX, V5B, V9B and some PK series
- 35-6008** MP#43 24mm x 1.0mm RH Male. Most Asian & European Imports scooter models with GY6QMB139 engines
- 35-7728** MP#16 26mm x 1.0mm RH Male. Most 60's-70's Vespa 125 and 150 cc scooters
- 35-5956** MP#46 26mm x 1.0mm RH Female. Clutch Puller for most small frame Vespas
- 35-4264** MP#64 33mm x 1.5mm Female. Honda CN250 Helix Scooters
- 35-3479** MP#73 28mm x 1mm RH Female. Most Import scooters with 125-200cc GY6B 4-stroke engines

CLASSIC - VINTAGE

- 35-6385** MP#2 33mm x 1.0mm RH Male. Fits most Bultaco, Ossa, Montessa, Husky, Penton, Sachs, Puch, and Zundap models with Point/Condensor or C.D.I. Ignition (FEMSA, BOSCH, MOTOPLAT)
- 35-6651** MP#3 27mm x 1.25mm RH Male. Fits most Bultaco, Ossa, Montessa, Husky, Penton, Sachs, and Maico models with Point/Condensor or C.D.I. Ignition (FEMSA, BOSCH, MOTOPLAT)
- 35-6769** MP#4 30mm x 1.5mm RH Male. Fits most Penton, Sachs, Ossa, Maico, Zundap, Puch and European Mini bikes. (FEMSA, BOSCH, MOTOPLAT)



MOTION PRO THREE PIECE MINI PRO T-HANDLE SET

These six point Mini Pro T-Handles are manufactured from the same material as the full length T-Handles. The convenient (175mm), 6 - 3/4" shaft length is ideal for quick use and easy storage.



35-1963 Motion Pro Three Piece Mini Pro T-Handle Set. Includes 8mm, 10mm, and 12mm

MOTION PRO T-HANDLE, BALL-END ALLEN SET

T-Handle hex loosens/tightens stubborn fasteners quickly. Ball End gives better access to recessed allens, up to 25 degree angle T's are 6 3/4" long, and are made of chrome vanadium tool steel. Includes 4, 5, 6, 8mm



35-2478 Motion Pro T-Handle, Ball-End Allen Set.

MOTION PRO MINI BRAKE BLEEDER

Combines the Bleeder valve & Wrench into one convenient, compact tool. The simple to use design makes this job faster, with fewer headaches.



35-5899 Motion Pro Mini Brake Bleeder 8mm
35-5903 Motion Pro Mini Brake Bleeder 10mm
35-5905 Motion Pro Mini Brake Bleeder 11mm
35-5907 Motion Pro Mini Brake Bleeder 3/8 "



MOTION PRO THREE WAY SCREWDRIVER


Blade sizes include 16mm (5/8"), 22mm (7/8") and 33mm (1 1/2"). Seven (7") inch width gives lots of leverage for tough to turn screws.



35-2989 Motion Pro Three Way Screwdriver

MOTION PRO RACER T-HANDLE DEEP SOCKET SET

Set includes the following: 8mm, 10mm, 12mm, and 14mm sockets.



35-9762 Motion Pro Racer T-Handle Deep Socket Set

ALLEN WRENCH SET

Ergonomic handles have solid steel centers. Heat treated chrome vanadium steel. Sizes include: 2, 2.5, 3, 4, 4.5, 5, 5.5, 6, 8, and 10mm metric hex keys.



35-3389 Allen Wrench Set (10 Piece)

DUAL HEAD STUBBY RATCHET HANDLE

Features both 1/4" and 3/8" reversible drive head. 72 precise ratchet teeth for finer turning. Smooth chrome finish with contoured rubber grip.

35-9397 Stubby ratchet

MOTION PRO T-HANDLE SOCKETS

Great for shop use and home mechanics. T-Handle features include chrome vanadium tool steel deep six point sockets with a carbon steel T-style handle. Finished in nickel-pewter. The deep sockets allow for nuts to be driven over long threaded bolts.

35-1093 Motion Pro Metric T-Handle Socket Set. Includes: 8/10/12/13/14/17 and 19mm

35-1104 Rack (10 slots)

35-1204 Wall Bracket for **35-1104**. Lets you mount rack to wall, toolbox or any flat surface. Includes quick release pin.

35-1067 8mm

35-1072 13mm

35-1068 10mm

35-1074 17mm

35-1069 12mm



35-1204



35-1104



35-1093

MOTION PRO 1/4" & 3/8" DRIVE T-HANDLES

These two T-Handle Socket Drivers allow optional ways to use any 1/4" or 3/8" sockets, hex drives, crows' foot or swivels. Manufactured from chrome-vanadium tool steel with carbon steel. Sold each.



35-8804 Motion Pro 1/4" Drive (8-1/2" Long)

35-8808 Motion Pro 3/8" Drive (10-1/2" Long)

SPINNER T-HANDLE II

The bearing mounted spinner provides faster removal and installation of bolts & nuts. The Chrome vanadium handle and shaft feature durable chrome finish with blue anodized spinner with laser engraved: Motion Pro logo, Shaft is 8.5 inches long, Padded grip handle.



35-0563 Drive (1/4" Long)

35-0608 Drive (3/8" Swivel Head)

SPINNER T-HANDLE, BIT DRIVER

The Bearing mounted spinner provides faster and easier removal and installation of bolts and nuts.

- 1/4 inch hex drive head accepts most common driver bits & Magnet inside drive head holds drive bits firmly in place
- Narrow drive head profile fits into tight spaces
- Padded grip handle
- Chrome vanadium handle and shaft
- Durable chrome finish on shaft and handle
- Shaft is 8 inches long & Bits not included



35-0609 Bit Driver

MOTION PRO TITANIUM WRENCH KIT

- Super-light wrenches weight less than standard wrenches
- Includes 8mm/10mm/12mm/14mm wrenches
- Optimized strength and performance

35-6424 Titanium Wrench Kit



MOTION PRO COMBO Y-DRIVE WRENCH

- Innovative dual-use design combines six tools into one
- 8mm/10mm/12mm hex sockets & 4mm/5mm/8mm hex drive

35-6421 Combo Y-Drive Wrench



EQUIPMENT & TOOLS

THREE PIECE POWER EXTENSION SET

Turn your drill into a power driver! Set includes 1/4, 3/8, and 1/2 drive extensions, shanks are 1/4" in diameter

35-2630 Three piece power extension set




HARD PARTS

TORX KEY SET (STAR WRENCHES)

High quality black coated "L" wrenches with torx on both ends. 8 sizes: T9, T10, T15, T20, T25, T27, T30, T40.

35-0568 Torx Key Set (Star Wrenches)



CARB & FUEL

IGNITION/ELECTRICAL

TAMPER RESISTANT TORX BITS

Impact grade Chrome Vanadium star bits with a corrosion resistant black phosphate coating.

- 6pc - 3/8 Drive bits sizes: T40, T45, T47, T50, T55, T60
- 6pc - 1/4 Drive bits sizes: T10, T15, T20, T25, T27, T30
- 1pc - 3/8F 1/4M adapter
- 2pc - storage rails

35-0571 Impact Torx Bits (15 pieces)



CONTROL

SUSPENSION

CLUTCH THIN NUT WRENCH

Special thin profile 6 point, 46mm wrench for the nut on many small scooter and ATV clutch assemblies. This wrench is used with clutch holding tool **35-7242**.

35-7246 46mm Clutch Thin Nut Wrench



ACCESSORIES

MARINE

CLUTCH HOLDING TOOL - 125MM

This Clutch Holder fits many small Scooter and ATV clutches. Compresses the clutch spring to allow removal of the nut and disassembly of the clutch. Fits clutches up to 125mm in diameter.

35-7242 Clutch Holding Tool - 125mm



AUTOMOTIVE

HEAVY DUTY RIV-NUT TOOL

Hydraulic action riveter tool is designed to set from 1/8" up to 1/4" diameter steel, stainless steel, aluminum and plastic rivets by changing the nose piece. This tool has a rated pressure of over 3,500 lbs with one handed operation. Can be used for the installation of riv-nut fasteners found on many Yamaha applications. Riv-nuts not included, sold in individual sizes. (see Riv-Nut Inserts)

35-2750 Heavy Duty Riv-Nut Tool Set. Set includes hand hydraulic riveter, pull up studs and driving anvils in 6/8/10mm. All packaged in a plastic storage case.

35-2751 Replacement 6mm Stud only for **35-2750**

35-2753 Replacement 10mm Stud only for **35-2750**



RIV-NUT INSERTS

Available as a shop kit and individual replacement pk/5.

33-2760 Riv-Nut Inserts. Includes 1 pk of each part number listed.

REPLACEMENT RIV-NUT INSERTS

33-2754 6mm Hex Style Insert


33-2755 8mm Hex Style Insert

33-2756 10mm Hex Style Insert

33-2757 6mm Round Ribbed Insert

33-2758 8mm Round Ribbed Insert

33-2759 10mm Round Ribbed Insert



120PC METRIC THREAD RIVET KIT

Size (30ea): 3, 4, 5 and 6mm. Sets threaded rivets into thin materials, including sheet metal, plastic and fiberglass. Permanent and reliable fastening, ideal for hard-to-reach locations. Easily install threaded nuts when only one side of the material is accessible. Rivet Nuts Can Be Installed in Many Different Kinds of Material Including Steel, Plastic and Fiberglass

35-2522 120pc Metric Thread Rivet Kit



POWER TAPS

These Power Taps can drill and tap, all with just the one tool. No more drill bit and tap sets. Now you have one tool to do both jobs.

35-2762 10mm x 1.25 Power Tap



CLUTCH & PRIMARY TOOL

6mm bolts supplied with 5/8" through bolt. This tool is for removing clutch bodies, flywheels and primary gears. Works on ACTION, COBRA, LEM, KTM, and ITALJET Pee-Wee racer 50cc applications.

35-8605 Clutch & Primary Tool. Seven Hole Special Disk #MP51



MOTORCYCLE CAM DEGREEING KIT

This complete kit includes everything needed to degree your cams for maximum performance. Detailed instructions included with kit. Packed in a plastic case.

35-8376 Motorcycle Cam Degreeing Kit

INDIVIDUAL COMPONENTS

- 35-8310** K&L Degree Wheel
- 35-8422** 10mm Piston Stop
- 35-8424** 12mm Piston Stop
- 35-8440** 14mm Piston Stop
- 34-8420** Dial Gauge Extension Set, 3 pc
- 35-8421** Dial Indicator Gauge 2-1/4" with Magnetic Base Stand
- 35-8428** Dial Indicator Gauge only 2-1/4"
- 35-8447** Metric Dial Indicator Gauge only 0 - 5mm in .01mm increments
- 35-8438** Magnetic Base Stand only
- 35-8434** Flexible Magnetic Base Stand only



MOTION PRO CRANKCASE PRESSURE TESTER

An accurate method for checking air leaks on two-stroke engines. Complete with air pressure gauge, pump-up bulb and most fittings and adapters for single and multi-cylinder two-cycle engines.

35-5962 Motion Pro Crankcase Pressure Tester



WATERPUMP SEAL INSTALLATION TOOL

This tool properly installs waterpump mechanical seal on Yamaha XZ550 Vision, XVZ12/13 Venture & Venture Royale and Genesis series engines.

35-8398 Waterpump Seal Installation Tool (YM-33221-A)



SAFETY WIRE 50' ROLLS

Stainless Steel Annealed. .030 thickness. Sold Packs of 5

35-3900 Safety Wire, 50' rolls (pack of 5)



CLUTCH HOLDING TOOL LOCKING VISE TYPE

Vise type tool will hold inner clutch hubs, gears, sprockets and flywheels (using pins opposite jaws side). Carbon steel with heat treated jaws and nickel finish. Max. 130mm(5") jaw opening.


35-6891 Clutch Holding Tool - Locking Vise Type



UNIVERSAL FLYWHEEL HOLDER

Reversible flywheel holding tool with 5mm and 9mm pins. Adjustment nut can be locked down which helps prevent the tool from slipping out of the flywheel.

35-7254 Universal Flywheel Holder



CLUTCH HUB LOCK NUT DRIVER

4 lug design works on clutch hub nuts. Compatible with normal driver tools.

35-8763 20mm Nut Driver

35-8764 24mm Nut Driver



CLUTCH HUB LOCK NUT DRIVER

- In 1/2" Square drive
- Work on clutch hub nuts
- 4 lug design

35-8765 32-36mm Nut Driver

35-8766 24-30mm Nut Driver



SWING ARM NUT SOCKET

Replaces Suzuki tool 09940-14940. Used to loosen or torque the lock nut when removing or adjusting the swing arm pivot bolt. Fits: GSX-R, TL, SV, DL and Hayabusa models with a 43mm O.D. spanner nut.

35-0218 Swing Arm Nut Socket



ADJUSTABLE HOLDING TOOL

This adjustable holding tool is designed for holding flywheel magnetos. For dirt bike and scooter applications.

35-9807 Adjustable Holding Tool



SAFETY WIRE PLIERS

Grips, cuts, and twists wire. A must for serious racers.

35-3902 Standard Return Type 13"

35-3909 Compact Return Type 7"



35-3902

EQUIPMENT & TOOLS

HARD PARTS

CARB & FUEL

IGNITION/ELECTRICAL

CONTROL

SUSPENSION

ACCESSORIES

MARINE

AUTOMOTIVE

TIME-SERT THREAD REPAIR KITS

Time-serts are a solid bushing insert. This guarantees easy installation and allows for full load use of tapped hole, ensuring protection against stress and vibration. Time-serts are self locking. On installation the bottom internal threads of the insert are cold rolled to expand the mating external threads into the base material locking the insert in place. Thread Repair Kits include thread insert tap tool and thread inserting tool. Inserts sold in pk/10

TIME-SERT INDIVIDUAL KITS, SPARK PLUG

- 35-3294** 10 x 1.00mm Spark Plug Repair Kit (no inserts with this kit)
- 35-9426** 12 x 1.25mm Spark Plug Repair Kit (no inserts with this kit)
- 35-9423** 14 x 1.25mm Spark Plug Repair Kit (no inserts with this kit)

TIME-SERT INDIVIDUAL KITS, METRIC

- 35-9439** 5 x 0.8mm Kit with 5 inserts 7.6mm long
- 35-9436** 6 x 1.0mm Kit with 5 inserts 9.4mm long
- 35-9432** 8 x 1.25mm Kit with 5 inserts, 11.7mm long
- 35-9429** 10 x 1.25mm Kit with 5 inserts, 16.2mm long
- 35-9433** 12 x 1.5mm Kit with 5 inserts, 16.2mm long

TIME-SERT INDIVIDUAL KITS, S.A.E. STANDARD

- 35-3280** 1/4 x 20 Kit with 5 inserts .380 long
- 35-3288** 5/16 x 18 Kit with 5 inserts .450 long
- 35-3290** 3/8 x 16 Kit with 5 inserts .520 long
- 35-3283** 7/16 x 20 Kit with 5 inserts .600 long
- 35-3286** 1/2 x 20 Kit with 5 inserts .650 long

REPLACEMENT TIME-SERT INSERTS, SPARK PLUG

Inserts sold in pk/10.

- 35-3295** 10 x 1.00mm x 9mm long Sparkplug
- 35-3296** 10 x 1.00mm x 15mm long Sparkplug
- 35-9427** 12 x 1.25mm x 9mm long Sparkplug
- 35-9428** 12 x 1.25mm x 15mm long Sparkplug
- 35-9424** 14 x 1.25mm x 11mm long Sparkplug
- 35-9425** 14 x 1.25mm x 13.5mm long Sparkplug
- 35-3298** 14 x 1.25mm x 16.8mm long Sparkplug

REPLACEMENT TIME-SERT INSERTS, METRIC


Inserts sold in pk/10.

- 35-9440** 5 x 0.8mm x 7.6mm long
- 35-9441** 5 x 0.8mm x 10mm long
- 35-9437** 6 x 1.0mm x 9.4mm long
- 35-9438** 6 x 1.0mm x 12mm long
- 35-9434** 8 x 1.25mm x 11.7mm long
- 35-9435** 8 x 1.25mm x 16.2mm long
- 35-9430** 10 x 1.25mm x 14mm long
- 35-9431** 10 x 1.25mm x 16.2mm long
- 35-9422** 12 x 1.5mm x 9.2mm long
- 35-9413** 12 x 1.5mm x 16.2mm long
- 35-9411** 12 x 1.5mm x 24.0mm long

REPLACEMENT TIME-SERT INSERTS, S.A.E. STANDARD

Inserts sold in pk/10.

- 35-3281** 1/4 x 20 x .380 long
- 35-3282** 1/4 x 20 x .500 long
- 35-3297** 5/16 x 18 x .450 long
- 35-3299** 5/16 x 18 x .620 long
- 35-3291** 3/8 x 16 x .520 long
- 35-3292** 3/8 x 16 x .620 long
- 35-3293** 3/8 x 16 x .750 long
- 35-3284** 7/16 x 20 x .600 long
- 35-3285** 7/16 x 20 x .870 long
- 35-3287** 1/2 x 20 x .650 long
- 35-3289** 1/2 x 20 x 1.00 long



POWERCOIL THREAD REPAIR KITS

Powercoil inserts and taps are interchangeable with all other Helical Thread Insert Systems. Complete range of metric sizes and kits available at an economical price. Thread Repair Kits contain inserts, drillbit, thread insert tap tool, and thread inserting tool. Inserts sold in pk/10

POWERCOIL THREAD REPAIR RANGE KIT

- 35-3413** Powercoil Thread Repair Range Kit. Kit fits: 6x1.0, 8x1.25, 10x1.5, 12x1.75 and 14x1.25 Spark Plug. Includes: (20) each 6mm-10mm size Inserts & (5) each 12mm-13mm Inserts Drill, Tap and Tab Break Tool

POWERCOIL INDIVIDUAL KITS

- 35-3415** M6x1.0mm PowerCoil Insert Kit
- 35-3416** M7x1.0 mm PowerCoil Insert Kit
- 35-3417** M8x1.25mm PowerCoil Insert Kit
- 35-3418** M10x1.25mm PowerCoil Insert Kit
- 35-3419** M10x1.50mm PowerCoil Insert Kit
- 35-3420** M10x1.0mm PowerCoil Insert Kit
- 35-3421** M12x1.25mm PowerCoil Insert Kit
- 35-3422** M14x1.25mm PowerCoil Insert Kit

REPLACEMENT POWERCOIL INSERTS

Inserts sold in pk/10.

- 35-3436** M6 x 1.00 x 9L Inserts
- 35-3437** M7 x 1.00 x 10L Inserts
- 35-3438** M8 x 1.25 x 12L Inserts
- 35-3439** M10 x 1.25 x 15L Inserts
- 35-3440** M10 x 1.50 x 15L Inserts
- 35-3441** M10 x 1.00 x 1.5D Spark Plug Inserts
- 35-3442** M12 x 1.25 x 1/2" Spark Plug Inserts
- 35-3443** M12 x 1.25 x 3/4" Spark Plug Inserts
- 35-3444** M14 x 1.25 x 3/4" Spark Plug Inserts



35-3415



FIVE PIECE METRIC THREAD RESTORER DIE SET

Available in five different pitches: 6x1.00mm, 8x1.25mm, 10x1.50mm, 12x1.50mm, 12x1.75mm.

- 35-3354** Five Piece Metric Thread Restorer Die Set



METRIC THREAD RESTORER FILE

Contains eight different pitches: 0.75mm, 1.00mm, 1.25mm, 1.50mm, 1.75mm, 2.00mm, 2.50mm, & 3.00mm.

- 35-3353** Metric Thread Restorer File



METRIC SPARK PLUG CHASER

Cleans dirt, carbon, and metal particles from 10mm & 14mm spark plug threads.

- 35-8755** Metric Spark Plug Chaser





SERVICE CENTER SECTION-4

ELECTRICAL TOOLS



SERVICE CENTER

MEMOBIKE 6050 SCAN TOOL

The MemoBike 6050 Scan Tool is the ultimate Diagnostic Scan Tool for Motorcycles, Dirt Bikes, Scooters, ATVs and UTVs. With OEM-level coverage of 50 major Brands, 2000+ models and over 10,000 systems, this is the perfect tool for any shop.

KEY FEATURES:

- Handheld design with large 3.5" high def. display
- Easy to maneuver 9 key control pad
- Rechargeable internal battery
- Easy, fast connection to the vehicle with optional OEM level cables
- Software installation and updates via the Internet
- Automatic connection to vehicle Normally no manually searching for the bike required
- ECU / VIN display
- Read & reset stored/live fault codes & lights
- Fault code database includes code descriptions
- Key encoding/programming & PIN retrieval
- Data logging function includes ECM parameters
- Intuitive and menu-driven
- Printable reports via PC link



- 35-65800 K&L MemoBike 6050 Universal Multi-Brand Diagnostic Scan Tool
- 35-65801 K&L MemoBike 6050 Master Universal Multi-Brand Diagnostic Scan Tool
- 35-65802 DIVAS Accessory
- 35-65803 MEMOBIKE 6050 Access 365 days Software Update & Diagnosis Coverage



MOTORCYCLE SCAN CABLES

- 35-65804 Battery Cable for 6050
- 35-65805 Kawasaki 4 P Slave Cable
- 35-65806 Kawasaki 8P Slave Cable
- 35-65807 Honda Slave Cable
- 35-65808 Honda 3P Slave Cable
- 35-65809 Suzuki Slave Cable
- 35-65810 Suzuki 4P Slave Cable
- 35-65811 Yamaha 3P Slave Cable
- 35-65812 Cagiva 10P Slave Cable
- 35-65813 Suzuki Cagiva Cable
- 35-65814 Harley Slave Cable
- 35-65815 MZ Triumph & Victory cable
- 35-65816 Aprila/Ditech cable
- 35-65817 KTM Slave Cable
- 35-65818 Aprila/Sagem cable
- 35-65819 Peugeot cable
- 35-65820 Kymco cable
- 35-65821 Packard Slave Cable
- 35-65822 Kawasaki 4-pin cable
- 35-65823 BRP 6P Slave Cable
- 35-65824 Kawasaki Reg.Inj 4P Slave Cable
- 35-65825 Benelli 6P Slave
- 35-65826 VDO Slave Cable
- 35-65827 Ducati 4P Slave Cable
- 35-65828 Kawasaki 6-pin cable
- 35-65829 Kawasaki 6PMY2010 Slave Cable
- 35-65830 SYM 3-pin cable
- 35-65831 Polaris 8P MY2006 Slave Cable
- 35-65832 Aprilia - Bimota Slave Cable NEW
- 35-65833 Universal Cable - MS6050
- 35-65834 BMW Slave Cable
- 35-65835 MV AGUSTA CanBus
- 35-65836 Honda HISS 2 PIN
- 35-65837 Kymco CAN 4-Pin Cable
- 35-65838 Daelim CAN 4-Pin Cable
- 35-65839 Harley Davidson CAN 6-Pin
- 35-65840 Husqvarna 6-Pin Cable
- 35-65841 KTM injection regulation cable
- 35-65842 Benelli/Keeway Scooter 6P Slave Cable
- 35-65843 Adap. Kawasaki 4-Pin Batteryless Slave Cable
- 35-65844 Yamaha 4-Pin Slave Cable

ADDITIONAL FEATURES:

- Live data display including: RPM, battery voltage, throttle angle & more
- Component test & activation functions include: injectors, ignition coils, fuel pumps & more
- Idle, injection, throttle position sensor adjustment
- ABS air purge & pressure test function
- Unlock & configure immobilizer/ alarm systems
- Body, suspension, traction control computer diagnosis
- Radio, instrument panel, handlebar controls diagnostics
- Tire pressure monitoring (TPMS)

35-65802



Proprietary Diagnostic Software Subscriptions



OEM-Level Connector Cables

35-3838



SOTCHER GENERATOR TEST SETS

Self-contained test sets for electrical load testing of AC generators. Ideal for setting engine speed and verifying engine and generator performance. Now you can be sure that your generators and alternators are providing the output they should, and at the proper voltage and frequency. The Model 627 can load generators up to 10KW to full capacity, with the Model 632 handling units up to 15KW. The Model 627 generator test set combines two load banks in one, providing a 0-90A (0-10,800 watt) load at 120V, or 0-45A (0-10,800 watt) load at 240V. The Model 632 generator test set also combines two load banks in one, providing a 0-130A (0-15,600 watt) load at 120V, or 0-65A (0-15,600 watt) load at 240V. Larger generators can be tested using two test sets. This avoids purchasing a very large test set for only a small percentage of your generator inventory. Fast and easy to use, the test set is fully self-contained with no external equipment except adapters required. A self-contained fan allows the test set to operate on a continuous basis, the (Electronic) frequency meter features a direct reading needle type indicator. The proper voltage limits for both 120V and 120/240V generators are identified on the voltmeter face; Ammeter is dual range 0-10A or 0-100A. Carriers on both sides of the test set allow adaptors to stay with the unit. Main adapter 35-3823 is required for all testing, other adapters allow your generator output to be connected to the Test Set. Contact your Sales Representative for more information.

GENERATOR TEST SETS

- 35-3837 Model 627 Test Set (10KW)
- 35-3838 Model 632 Test Set (15KW)

GENERATOR ADAPTERS

- 35-3823 Master Adapter 30A, 125/250V, Locking (#40608)
- 35-3848 Adapter 30A, 125V, Locking (#40610)
- 35-3849 Adapter 15A, 125V, Non-Locking (#40612)



BATTERY LOAD TESTER

- Accurately test the condition of your battery and charging systems
- Performs both a voltage test and 15-second battery-load test. 100-amp capacity
- Reliable and highly accurate, works on both 6- and 12-volt batteries
- Extra heavy leads with strain relief and color-coded, insulated, copper plated steel clamps

35-7313 Battery Load Tester



697 HIGH CURRENT PROBE (400A MAX)

Great for testing starting and charging systems. Works with multimeters, oscilloscopes, and graphing meters.

35-9017 697 High current probe



EQUIPMENT & TOOLS

HARD PARTS

CARB & FUEL

IGNITION/ELECTRICAL

CONTROL

SUSPENSION

ACCESSORIES

MARINE

AUTOMOTIVE

IGNITIONMATE

Ignitionmate dual-display peak voltage ignition testers show constant signals (peak voltage) and pulsed signals (spark energy) at the same time, making them the Top Tools for trouble-shooting problems on all ignition systems. Saves time by finding the faulty component in the ignition system without disassembly!

INCLUDES INSTRUCTIONS, IMPACT RESISTANT RUBBER HOLDER AND CUSTOM CASE.

- 35-8315** Ignition Mate
- 35-8332** Stick Coil Adapter. For coil over spark plugs. (Included with Ignition Mate and Ignition Mate Duo)
- 35-7992** Replacement Battery Cord



35-8315

35-8332

teomATE

OPPAMA PET-4000 SPARK CHECKER

To use, set the spark plug gap per manual. (between 6mm & 7mm). When engine is turned over, spark will jump across the gap. It can also be used to judge performance of running engine by correctly connecting to ignition system. (see instruction manual). **MADE IN JAPAN.**

- 35-8312** OPPAMA PET-4000 Spark Checker

**OPPAMA PET-2100DX PULSE ENGINE TACHOMETER**

The 2100DX digital tachometer measures engine RPM, maximum RPM, total cumulative operating time and resettable cumulative operating time. Dual display can be set to show current RPM only or current & maximum RPM and has two maximum RPM memories. Rev limiter measures 2-stroke (1 to 4 cylinders) and 4-stroke (1 to 8 cylinders) engines.

- 35-8318** OPPAMA PET-2100DX Pulse Engine Tachometer

**SELF-POWERED TIMING LIGHT**

Combines timing light and work light into one instrument. Works on all 12V gasoline powered engines. Uses 2 "D" cell batteries. Includes an LED indicator to insure proper hook up or detects a faulty flash tube.

- 35-6894** Self-Powered Timing & Work Light

**MOTION PRO IGNITION SYSTEM TESTER**

This ignition system spark checker is designed to test the integrity and strength of the ignition system using spark that it creates as a reference. Works on most motorcycle, ATV, snowmobile, and personal watercraft systems. Sold each.

- 35-1980** Motion Pro Ignition System Tester



590 MULTIMETER WITH RPM FUNCTION

The 590 is a full feature meter with a 2" tall backlit display. It features a 20A max test range, and includes 2 sets of leads, RPM pick-up & temp probe. The 590 even measures MS pulse width to check fuel injectors.

35-9014 590 Multimeter

**FLUKE MODEL 88 V/A MULTIMETER**

Replaces the model 88. Comes with TL224 leads, Alligator Clips, and test probes. Includes Tach pick-up, temperature probe and holster. Manual is on CD and in printed form.

35-1927 FLUKE Model 88 V/A Multimeter

**PEAK VOLTAGE ADAPTER**

This easy to use Adapter allows your volt/multimeter to read peak voltages. Leads comes with alligator clips.

35-0529 Peak Volt Adapter

**480 MULTIMETER**

AutoRanging Multimeter with 43 test ranges. 600V AC/DC, 10A Max current, 40M resistance. Tests Diodes, audible continuity signal.

35-9013 480 Multimeter

**MAGNETIC TEST LEADS**

Two piece lead set allows you to disconnect the probe and attach the magnet to the test point. Gives easy hands free readings

35-9008 Mag Leads, one set

**ANALOG MULTIMETER**

Professional analog multimeter. Check ignition and electrical system. Comes with test leads (red/black) and instructions.

35-9565 Analog Multimeter

**FUSE BUDDY**

Plugs directly into fuse sockets, no more probes falling out. Available for ATC & ATM series blade fuses. Multimeter & stand-alone versions.

35-9009 For DMM's, ATM fuses

35-9011 For DMM's, ATC fuses

35-9012 Stand-Alone, ATC



**DIGITAL
MULTI-METER VERSION
35-9009**

PROBULATOR LEAD SET

- Enter connector housings without damage to connector or cable
- Establish sure electrical contacts within connectors
- Accepts standard 4mm Ø banana plugs
- Coated brass scoop-points resist corrosion
- 2 pairs per set

35-2556 Probulator Lead Set

tecMATE



BATTERY TENDER® PLUS HIGH EFFICIENCY

The Battery Tender® Plus High Efficiency is a 1.25 amp battery charger designed to fully charge a battery and maintain it at proper storage voltage without the damaging effects caused by trickle chargers. Included is a quick connect ring terminal harness for hard to reach areas and alligator clips for an alternate connection. This unit replaces the 35-0532 in the California market.

- 35-0533** Battery Tender® Plus High Efficiency
- 35-1396** Ring Terminals, Quick Disconnect
- 35-1397** Alligator Terminals, Quick Disconnect



BATTERY TENDER® JUNIOR HIGH EFFICIENCY 12V CHARGER

The Battery Tender® Junior High Efficiency is much more than a trickle charger. It has a brain. It's lightweight, compact, and fully automatic; very easy to use, especially in small spaces. It will keep your battery fully charged so that it is ready to go when you are! This unit replaces the **35-0787** in the California market.

- 35-0784** Battery Tender® Junior High Efficiency 12V Charger
- 35-1396** Ring Terminals, Quick Disconnect
- 35-1397** Alligator Terminals, Quick Disconnect

(CHARGING OUTPUT IS 750MA ON BOTH 6 AND 12 VOLT MODELS)



BATTERY TENDER® MULTIPLE CHARGING STATIONS

Designed to charge and maintain 12v batteries. Each charger has its own 6' lead with quick connect alligator clamps. 110 VAC @ 60Hz. Both units come with a 3 year warranty. Complies with California's NEW Appliance Efficiency Program.

- 37-0783** 10 Bank Battery Charger
- 37-0782** 5 Bank Battery Charger



BATTERY TENDER® WATERPROOF 800

This compact 800 mA battery charger has highly efficient surface mount technology electronic components. 3 Year warranty. Complies with California's NEW Appliance Efficiency Program.

- 35-1416** Battery Tender® Model 800 WaterProof Charger (12V)
- 35-1396** Ring Terminals, Quick Disconnect
- 35-1397** Alligator Terminals, Quick Disconnect



tecMATE

TECMATE BATTERY CHARGER ACCESSORIES (FOR OPTIMATE™ & ACCUMATE MODELS)

NOTE: 2009 AND LATER CHARGERS USE S.A.E. STYLE ACCESSORIES

DESCRIPTION	S.A.E. STYLE	REF#
Eyelet Harness	35-7743	(SAE-71)
Clip Harness	35-7744	(SAE-74)
Connection adapter (S.A.E. to TM)	35-7745	(SAE-77)

OptiMATE PRO-S ampmatic

OptiMATE™ PRO-S DESULFATING BATTERY CHARGER/MAINTAINER

Tecmates most powerful compact charger. The Pro-S has three rates of charge available, with a maximum of four amps, making it ideal for dealers & owners of multiple vehicles.

- Deactivates when disconnected.
- Electronically protected reverse polarity connection
- Quickly recovers neglected batteries
- Includes clips for wall mounting

Complies with California's NEW Appliance Efficiency Program.

35-8006 OptiMATE™ Pro -S Desulfating Battery Charger/Maintainer



OptiMATE PRO-4

OptiMATE™ PRO4 BATTERY CHARGER

The OptiMATE™ PRO4 is fully commissioning 5-stage multi charger incorporating diagnostic checks and an automatic special recovery mode for deep discharged (sulfated) batteries. Four different 12 Volt batteries can be simultaneously and independently charged and assessed by way of 3 selectable programs. The three selectable programs ensure optimal charging of standard filler cap, auto, motorcycle AGM type MF, gel starter, deep cycle and trolling motor batteries. 1.2/3/5 Amp charge currents.

Complies with California's NEW Appliance Efficiency Program.

35-7958 OPTiMATE™ PRO4 Battery Charger

35-8317 Optional Wall Mount Bracket

35-7744 PRO4 Replacement leads



35-7958

OptiMATE PRO-8

OptiMATE™ PRO 8 BATTERY CHARGER

The new OptiMATE™ PRO 8 is a highly versatile 6/12V battery-care center for up to 8 batteries at a time.

Compatible with all lead-acid models, GEL, MF-AGM or conventional, the new OptiMATE™ PRO 8 can be used on starter batteries, as well as on industrial, motive or stationary-oriented types. Just connect up to 8 (even dissimilar) batteries, and these will be individually taken through OptiMATE™'s widely acclaimed multi-stage program: Desulfation

(if necessary), constant current bulk charge, verification, final test & limitless maintenance. Countless connection variations are possible, either enhancing charge current for larger batteries, or handling series-connected blocks, or both. Combinations up to 8A or 96V are possible. State-of-the-art diagnostics, charging, testing and recovery of otherwise "dead" batteries", all in a single device.

- Charges up to 8 batteries at the same time.
- For 6 and 12V batteries STD, AGM, Deep Cycle.
- Automatically recovers deep-discharged batteries.
- Battery test and self-discharge check.
- Keeps batteries fully charged at all times.

Complies with California's NEW Appliance Efficiency Program.



35-7997

35-7997 OptiMATE™ PRO 8 Battery Charger

35-8317 Optional Wall Mount Bracket

35-7744 PRO 8 Replacement leads

BATTERYMATE 150-9'

BATTERYMATE 150-9 COMMISSIONING CHARGER AND LOAD TESTER

Combination load tester and powerful constant current charger with automatic desulfating action. Correctly commissions all new batteries. Six load test choices, 15A to 150 Amps, for all batteries from 2.5Ah to 45Ah. Six constant current settings from 1A to 9A for correct, most time-effective charging. Complies with California's NEW Appliance Efficiency Program.

35-8316 BATTERY MATE Charger

35-8317 Optional Wall Mount Bracket



35-8316

EQUIPMENT & TOOLS

HARD PARTS

CARB & FUEL

IGNITION/ELECTRICAL

CONTROL

SUSPENSION

ACCESSORIES

MARINE

AUTOMOTIVE

OptiMATE 1

OptiMATE™ 1 GLOBAL BATTERY CHARGER

Maintain any type of 12 volt lead-acid battery without overcharging, filler cap / wet cell, sealed AGM (MF) or GEL. Ideal for vehicles that are seldom or seasonally used, or in storage.

FEATURES:

- 4 step program
- The OptiMATE™ 1 GLOBAL delivers 600mA constant current at 12V.
- Includes the OptiMATE™ unique maintenance program-tests and delivers only what the battery needs, never overcharges, never undercharges.
- Global input (100-240V 50-60Hz), high efficiency (CEC listed), fully sealed.

35-7342 OptiMATE™ 1 Global BATTERY CHARGER



35-7342

OptiMATE 2

OptiMATE™ 2 ADVANCED 12V BATTERY MAINTENANCE CHARGER

The OptiMATE™ 2 smart charger-maintainer is the most cost effective solution for long term maintenance of 12V batteries in any vehicle / craft that is stored in or outdoors.

OptiMATE™ 2 is weatherproof, very easy to use, simply connect to the battery and plug it into the nearest power socket, the rest is fully automatic. With 0.8A constant current OptiMATE™ 2 automatically brings the battery to full charge and then switches to the unique OptiMATE™ battery saving maintenance charge mode to keep the battery at 100% ready and at the same time provides power to the on board computer, display or anti theft alarm. Recommended for STD (with removable filler caps), sealed AGM (absorbed glass mat) & sealed GEL 12V lead-acid batteries up to 50Ah, it can also maintain larger batteries (it will just take longer to charge). Weighing in at 1 pound (450grams) including cables and accepting any AC supply between 100-240VAC, OptiMATE™ 2 is a true world traveller.

COMPLIES WITH CALIFORNIA'S NEW APPLIANCE EFFICIENCY PROGRAM.

35-0163 OptiMATE™ 2 Battery Charger



35-0163

OptiMATE 5 voltmatic

OPTIMATE™™ 5 VOLTOMATIC BATTERY CHARGER

OptiMATE™™ 5 voltmatic is the first ever charger capable of automatically recovering 6V lead-acid batteries from deep discharge (low voltage 12V batteries need confirmation from the user that it is a 12V battery). Then the recovered 6 or 12V battery is optimally recharged, tested and then safely maintained for months at a time. The unique OptiMATE™™ long term maintenance charge method not only keeps the battery at 100% without ever over-charging, it also has been proven to prolong battery life by up to 400%. Reducing waste, for a better environment. No wonder 10 major constructors recommend OptiMATE™™. OptiMATE™™ 5 voltmatic. Battery performance guaranteed!

35-0168 OptiMATE™ 5 Voltmatic Battery Charger



35-0168

OptiMATE 6 ampmatic

OptiMATE™ 6 BATTERY CHARGER/ MAINTAINER

OptiMATE™ 6 can SAVE a neglected / sulfated lead-acid battery unable to accept charge from the engine charging system (even after jump starting). Each time you connect the OptiMATE™ 6 to a battery the microprocessor automatically diagnoses the condition and automatically chooses the best charge current & program.

OptiMATE™ 6 is able to correctly initialize & charge new sealed batteries where the user is adding the acid pack to the battery. Use on all lead-acid batteries (STS/AGM/MF/GEL) from 15Ah to 240Ah. The multi step charging system is suitable for any type of 12V lead-acid battery. During the 24/7 auto storage control the battery is tested every hour and recharged as necessary. With a 30 minute rest each hour. The universal input system accepts AC power between 100 to 240VAC (incl. generator / inverter).

- Max Input Current 2.5 Amps @ 120V
- Saves neglected batteries other chargers can't
- Optimizes battery power and life
- 24/7 automatic storage control
- Early warning of battery problems
- AMPMATIC current control with cell equalization
- 100% safe long term maintenance/charging of any type of 12V lead-acid battery

COMPLIES WITH CALIFORNIA'S NEW APPLIANCE EFFICIENCY PROGRAM.

35-5967 OptiMATE™ 6 Battery Charger/Maintainer



35-5967

The world's most advanced diagnostic battery optimizer, now with 5A charge current!



OptiMATE™ LITHIUM BATTERY CHARGER /MAINTAINER

OptiMATE™ lithium, the first OptiMATE™ to protect your LiFePO4 battery in a way no other charger did before! The new OptiMATE™ lithium will protect your investment and guarantee your Lithium Iron Phosphate (LiFePO4 / LFP) battery will perform as advertised for a very long time. With 5 Amps of charge current available OptiMATE™ lithium unique multi step ampmatic™ program recharges and balances cells within the battery quickly and efficiently. OptiMATE™ lithium's maintenance program delivers current to the vehicle circuitry, protecting and keeping the battery at 100% charge. Complies with California's NEW Appliance Efficiency Program.

35-0164 OptiMATE™ Lithium Battery Charger



35-0164

OptiMATE™ 3 X 4 BANK BATTERY SAVING CHARGER-TESTER-MAINTAINER

4-bank x 7-step 12V 0.8A Battery saving charger-tester-maintainer. The most TRUSTED battery charger in power sports in a 4-bank version. OptiMATE™ 3 x 4, the all-in-one tool for 4 x 12V batteries care at home, in the workshop or in the vehicle storage facility. Diagnoses, recovers, charges, tests and optimally maintains, automatically. The OptiMATE™ 3 x 4 retains all easy-to-use characteristics of the over 2 million OptiMATE™s produced since 1995, but is now lighter and more efficient than ever and it cares for 4 batteries simultaneously and independently. The OptiMATE™ 3 x 4 recovers sulphated batteries and then tests after charging. The maintenance program delivers only what the battery needs, never overcharges, never undercharges.

- CHARGING AMPS : 0.8A (constant current, per bank)
- USE : Indoor / Outdoor (lowest temperature: -4°F / -20°C).
- SAVE : Low Volt Start of 2V + 2 step desulphation recovery.
- IDEAL FOR : 4 x STD, AGM & GEL 12V batteries from 3 – 50Ah.
- INPUT : Global (100-240V 50-60Hz), high efficiency (CEC listed), fully sealed.
- STYLE : Weatherproof case with wall mounts, with 6ft / 180cm AC supply lead and 4 x 6ft / 180cm charge lead ending in SAE connector. 4 x Weatherproof battery lead & 4 x standard battery clip set included.

35-8003 OptiMATE™ 3x4 Bank Battery Saving Charger



35-8003



ACCUMATE 612 BATTERY CHARGER/MAINTAINER

The AccuMATE mini charges the battery with 0.9A current. Charging voltage rises as resistance increases, until a proper charge has been reached. The circuit then switches into float charge mode with voltage limited at 13.5V (6.7V for 6V batteries) to maintain it. For all 6 & 12 volt lead-acid batteries, including Std, GEL /MF, and AGM .

- Includes Eyelet and Clip Style leads.
- Electronically protected reverse polarity connection
- 2 year warranty

35-9808 AccuMATE 612 Mini Battery Charger/Maintainer



35-9808

OptiMATE™ 1 DUO, TM-409, 4-STEP 12V 0.6 BATTERY CHARGER-MAINTAINER

OptiMATE™ 1 DUO delivers precise micro processor controlled charging & long term maintenance! Maintain any 12 volt lead-acid battery.

- SAVE: Low Volt Save (from 4V)
CHARGING AMPS: 0.6A (constant current).
- Model TM-409
IDEAL FOR: STD, AGM, & GEL 12V batteries from 2 - 30Ah.
- INPUT: Global (100-240V 50-60Hz), high efficiency (CEC listed), fully sealed.

35-8025 OptiMATE™ Battery Charger Maintainer



35-8025

EQUIPMENT & TOOLS

HARD PARTS

CARB & FUEL

IGNITION/ELECTRICAL

CONTROL

SUSPENSION

ACCESSORIES

MARINE

AUTOMOTIVE

EQUIPMENT & TOOLS



TESTMATE MINI BATTERY & CHARGING SYSTEM TESTER/ANALYZER

This compact, easy to use tester is ideal for quick diagnosis without having to remove wiring. Simply connect the included harness to the battery in question and begin testing. With the ignition off, battery voltage is displayed. When the starter is engaged, cranking voltage is displayed. With the engine running, charging voltage at various R.P.M.'s can be observed, indicating potential regulator and alternator trouble. Easier to read than a multimeter, the Testmate is small enough to use anywhere with no need to switch between different scales.

COMPLIES WITH CALIFORNIA'S APPLIANCE EFFICIENCY PROGRAM.

35-7983 TestMate Mini



HARD PARTS

CARB & FUEL

IGNITION/ELECTRICAL

CONTROL




OptiMATE™ FUSED Y-SPLITTER

Connect to 1 SAE-compatible adapter then connect 2 SAE-compatible accessories. Connects to the OptiMATE™ 1 weatherproof permanent lead already connected to your battery. Used with a 15A fuse on each output, is recommended for permanent addition of electrical accessories on the vehicle.

COMPLIES WITH CALIFORNIA'S APPLIANCE EFFICIENCY PROGRAM.

35-0189 OptiMATE™ Fused Y-Splitter



SUSPENSION

ACCESSORIES

MARINE

UNIVERSAL REPLACEMENT BATTERY CABLES

These high quality American-made replacement cables may be used as either Positive or Negative Battery Leads. Each cable features six-gauge copper wire with colored insulation and 1/4" copper terminals that are soldered (not crimped) on. Sold pk/6.

COLOR	4" LENGTH	6" LENGTH	8" LENGTH	10" LENGTH
Red	20-0142	20-0143	20-0144	20-0145
Black	20-0342	20-0343	20-0344	20-0345

AUTOMOTIVE

"ACTIVATOR" DRY CHARGE BATTERY FILLER

Fast and clean! Positive thumb release valve controls acid flow. Attaches to any standard acid pack tube. Includes handy hanger card.

- 35-8364 Dry Charge Battery Filler only. Adapter not included
- 35-8365 Optional Battery Filler Adapter. For use on batteries with small openings
- 35-8363 Battery Maintenance Filler. Maintain your batteries with this economy battery filler. Easy to use with out messy clean ups.



EYE OUTLET TERMINALS

Sold pk/12.

- 34-1554 Eye Outlet Terminal 1/4"
- 34-1558 Eye Outlet Terminal 5/16"
- 34-1559 Eye Outlet Terminal 3/8"



COMPACT FUSE HOLDER

Dimensions: W 24mm x H 30mm x D 24mm 10A fuse attached. Must be used with 10A or lower amp fuse only

20-5250 Compact Fuse Holder



ELECTRICAL TERMINAL KITS

Terminal Pins, Pin Seals, and Couplers are OEM quality and allow for easy modifications of wire connections without soldering. Terminal crimping tool is included in each kit to make stripping the wire and crimping the terminals easy and professional.



34-1866



34-1766



34-1547

ELECTRICAL TERMINAL KIT FRH

34-1766 Kit Includes: 34-1880 FRH-07 Terminal Crimp Tool, 20ea of 34-8959 (B-1), 34-8960 (B-2), 34-0275 (7120-8013), 34-0277 (7120-1151), 34-6940 (18064-1), 34-1869 (8240-4050), 25ea Of 34-9295 (Frs-101), 34-9296 (Frs-102), 50Ea 34-9297 (Frs-103) 10ea Of 34-8967 (B-9), 34-8968 (B-10) 2ea of 34-1903(FRS-108), 34-1904(FRS-109), 34-1859(B-37R), 34-6915 (6030-2981), 34-6910(6040-2111)

PROFESSIONAL ELECTRICAL SHOP TERMINAL KIT

34-1866 Contains 100 each of B-1 to B-6, B-9, B-10, B-16, B-17, B-21, B-22, B-48 and one B-14 wire crimper in a metal storage case with terminal identification chart inside lid.

ELECTRICAL TERMINAL KIT B-TYPE

34-1547 Contains 20 each of B-1 to B6, 2 sets of B-7 (2 male, 2 female), 20 each of to B-9, B-10, B21, B-22, B-48, one set of B-37R, and one B-14 crimper tool in a plastic storage case with terminal identification chart inside lid.

REPLACEMENT PINS & COUPLERS

	10PK	100/PK
B-1 Terminal Pin, Male	—	34-8959
B-2 Terminal Pin, Female	—	34-8960
B-3 Terminal Cover, Male-use with B1 pin	—	34-8961
B-4 Terminal Cover, Female-use with B-2 pin	—	34-8962
B-5 Terminal Pin, Male	—	34-8963
B-6 Terminal Pin, Female	—	34-8964
Terminal Pin, Male	—	34-6940
OEM Honda-use with 34-1869	—	34-1869
Terminal Pin, Female	—	34-1869
OEM Honda, use with 34-6940	—	34-1869
slightly larger than B-6	—	34-1869
B-7 4-Pin Coupler Set, M/F	34-8965	—
B-8 Solderless Wire Splice	—	34-8966
B-9 Terminal Pin, Male	—	34-8967
B-10 Terminal Pin, Female	—	34-8968
B-12 4mm Terminal Ring (round eyelet)	—	34-0279
B-13 6 Pin M/F Coupler Set	34-8973	—
B-13R 6 Pin M/F Coupler Set with retainer	34-1853	—
B-16 Terminal Pin, Female-Dual	—	34-8948
B-17 Terminal Cover, Female	—	34-8949
B-18 4 Pin M/F Coupler Set	34-8947	—
B-18R 4 Pin M/F Coupler Set with retainer	34-1854	—
B-19 6 Pin M/F Coupler Set	34-8946	—
B-20 Terminal Pin, Female	—	34-1863
(Use with B36 & B36R only)	—	34-1863
B-21 5mm Terminal Ring	—	34-8970
B-22 6mm Terminal Ring	—	34-8972
B-24 5mm Terminal Ring (round eyelet)	—	34-0280

B-36 1 Pin M/F Coupler Set,	34-8336	—
B-37 2 Pin M/F Coupler set,	34-8337	—
B-37R 2 Pin M/F Coupler set with retainer	34-1859	—
B-38 3 Pin M/F Coupler set,	34-8343	—
B-38R 3 Pin Coupler set with retainer	34-1858	—
B-40 3 Pin M/F Coupler set, uses B-5 & B-6 pins	34-1855	—

REPLACEMENT PINS & COUPLERS

	20/PK	100/PK
B-41 Terminal Pin, Male-thinner than B-1	—	34-1865
B-42 Terminal Pin, Female-thinner than B-2	—	34-1868
B-48 Wire Crimp	—	34-8971
DC-1.25 OEM Butt-Terminal	—	34-3434
7120-8013 Terminal Pin Cover, Female	—	34-0275
7120-1151 Terminal Pin Cover, Female	—	34-0277
7120-1152 Terminal Pin Cover, Male	34-0278	—
B-14 Terminal Crimper (Only Sold Each)	34-9109	—



34-6969



34-6971

34-6969 8100-1462M Terminal Pins, Male, pk/100

34-6971 8100-1469F Terminal Pins, Female, pk/100

WIRE SPLICER (WATERPROOF)



- 34-2317** Wire Splicer 22-18 AWG red solder type - water proof
34-2318 Wire Splicer 16-14 AWG blue solder type - water proof




34-2318




34-2317

REPLACEMENT TERMINALS AND CONNECTORS



34-8973 B-13



34-8336 B-36



34-8959 B-1



34-1853 B-13R



34-8337 B-37



34-8960 B-2



34-8948 B-16



34-1859 B-37R



34-8961 B-3



34-8949 B-17




34-8343 B-38



34-8962 B-4



34-8963 B-5



34-8947 B-18



34-1858 B-38R



34-8964 B-6



34-1869 8240-4050




34-1854 B-18R



34-1855 B-40



34-6940 18064-1



34-8946 B-19



34-8971 B-48



34-8965 B-7



34-1863 B-20



34-3434 DC-1.25



34-8966 B-8



34-8970 B-21



34-0277 7120-1151



34-8967 B-9



34-8972 B-22



34-0278 7120-1152



34-8968 B-10



34-0279 B-12



34-0275 7120-8013




34-6930 34-6929
34-6938 Set




34-6931 34-6929
34-6939 Set



34-6915 34-6910
34-6932 Set



34-6922 34-6920
34-6936 Set



34-6927 34-6928
34-6937 Set



34-6918 34-6916
34-6935 Set

COUPLERS

NOTE: USE 34-6940 (MALE PIN) AND 34-1869 (FEMALE PIN) FOR 2, 3, 4, 6, AND 9 PIN COUPLERS LISTED BELOW. 34-6932 - 34-6931

34-6932	2 Pin M/F Coupler, Set (white)	5/sets
34-6910	2 Pin Male Coupler (white)	pk/100
34-6915	2 Pin Female Coupler (white)	pk/100
34-6935	3 Pin M/F Coupler, Set (green)	5/sets
34-6916	3 Pin Female Coupler (green)	pk/100
34-6918	3 Pin Male Coupler (green)	pk/100
34-6936	4 Pin M/F Coupler, Set (red)	5/sets
34-6920	4 Pin Female Coupler (red)	pk/100
34-6922	4 Pin Male Coupler (red)	pk/100
34-6937	6 Pin M/F Coupler, Set (white)	5/sets
34-6927	6 Pin Female Coupler (white)	pk/100
34-6928	6 Pin Male Coupler (white)	pk/100
34-6938	9 pin coupler, Set (black and black)	5/sets
34-6939	9 pin coupler, Set (black and white)	5/sets
34-6929	9 Pin Female Coupler (black)	pk/100
34-6930	9 Pin Male Coupler (black)	pk/100
34-6931	9 Pin Male Coupler (white)	pk/100

OPEN BARREL TYPE CRIMPER

This economical crimper works on open barrel terminals from 14 to 24 gauge. Crimps both B and F series.

35-1870 Open Barrel Type Crimper



TERMINAL CRIMPER TOOL FRC-200

Features smaller crimp positions for F-series terminals, built-in wire stripper, and wire cutter. **NOTE: NOT COMPATIBLE WITH B-SERIES TERMINALS. SOLD EACH. MADE IN JAPAN.**

34-9206 Terminal Crimper Tool Model FRC-200



TERMINAL CRIMPER TOOL FRH-07

Features three crimp positions for B-series terminals, wire stripper, and wire cutter. Sold each. **NOTE: NOT COMPATIBLE WITH F-SERIES TERMINALS. MADE IN JAPAN.**

34-1880 Terminal Crimper Tool FRH-07



TERMINAL SUPER CRIMP TOOL B-14

34-9109 Terminal Super Crimp Tool



FRA-SERIES-PINS, COUPLERS & PIN SEALS (WATERPROOF, GREATEST AMPERAGE CAPACITY)



34-9280 FRA-103



34-9281 FRA-104



34-9282 FRA-106



34-0291 FW-M-085



34-6964 FW-F-085



34-9283 FRA-115



34-9284 FRA-116



34-0292 FWY-W-D



34-0293 FWY-W-0850



34-6966 FW-W-031

FRM-SERIES-PINS, COUPLERS & PIN SEALS (WATERPROOF, DOUBLE LOCKED PIN RETENTION)



34-9285 FRM-101



34-9286 FRM-102



34-9287 FRM-103



34-9290 FRY-101



34-9291 FRY-102



34-9292 FRY-103

FRS-SERIES-PINS, COUPLERS & PIN SEALS (WATERPROOF, MOST COMPACT SIZE, IDEAL FOR DUAL SPORTS)



34-9295 FRS-101



34-9299 FRS-107



34-9296 FRS-102



34-1903 FRS-108



34-9297 FRS-103



34-1904 FRS-109



34-1906 FRS-111



34-1907 FRS-112



34-0283 FRSY-107



34-0284 FWY-2M-B



34-9298 FRS-106



34-1905 FRS-110



34-1908 FRS-113



34-0282 FRSY-106



34-0289 FWY-4M-B



34-0286 FWY-2F-B

REPLACEMENT PINS, COUPLERS & SEALS

34-0281	FR-150	Pin Tools	Qt2
34-0282	FRSY-106	2 Pin F Coupler	pk/10
34-0283	FRSY-107	2 Pin M Coupler	pk/10
34-0291	FW-M-085	Terminal Pin, M	pk/50
34-6964	FW-F-085	Terminal Pin, F	pk/50
34-0292	FWY-W-D	Pin Seal, Blue	pk/50
34-0293	FWY-W-085	Pin Seal, Black	pk/50
34-0284	FWY-2M-B	2 Pin M Coupler	pk/10
34-0286	FWY-2F-B	2 Pin F Coupler	pk/10
34-0289	FWY-4M-B	4 Pin M Coupler	pk/5
34-0290	FWY-4F-B	4 Pin F Coupler	pk/5
34-9295	FRS-101	Terminal Pin, M	pk/50
34-9296	FRS-102	Terminal Pin, F	pk/50

REPLACEMENT PINS, COUPLERS & SEALS

34-9297	FRS-103	Pin Seal (Black)	pk/50
34-9298	FRS-106	2-Pin M Coupler	pk/5
34-9299	FRS-107	2-Pin F Coupler	pk/5
34-1903	FRS-108	3 Pin M Coupler	pk/5
34-1904	FRS-109	3 Pin F Coupler	pk/5
34-1905	FRS-110	4 Pin M Coupler	pk/3
34-1906	FRS-111	4 Pin F Coupler	pk/3
34-1907	FRS-112	6 Pin M Coupler	pk/3
34-1908	FRS-113	6 Pin F Coupler	pk/3
34-9280	FRA-103	Terminal Pin, M	pk/50
34-9281	FRA-104	Terminal Pin, F	pk/50

REPLACEMENT PINS, COUPLERS & SEALS

34-9282	FRA-106	Pin Seal (Grey)	pk/50
34-9283	FRA-115	4-Pin M Coupler	pk/3
34-9284	FRA-116	4-Pin F Coupler	pk/3
34-9285	FRM-101	Terminal Pin, M	pk/50
34-9286	FRM-102	Terminal Pin, F	pk/50
34-9287	FRM-103	Pin Seal (Green)	pk/50
34-9290	FRY-101	Terminal Pin, M	pk/50
34-9291	FRY-102	Terminal Pin, F	pk/50
34-9292	FRY-103	Pin Seal (Black)	pk/50
34-6966	FW-W-031	Seal for 2 Pin F	pk/1000
34-6967	FW-W-031	Seal for 2 Pin F	pk/100

EQUIPMENT & TOOLS

ELECTRICAL CONNECTOR PIN REMOVAL TOOLS

Precision pin tools for terminal repair on harness connectors. Safely removes pins without damaging wires. Available in 5 piece set. **Made in Japan.**

35-9555 Asian Terminal Removal Set




HARD PARTS

TERMINAL PIN REMOVAL TOOL SET FR-150

Two piece tool set for removal of FR/FW Series Connectors Sold as set. **Made in Japan.**

34-0281 Terminal Removal Tool Set FR-150




CARB & FUEL

IGNITION/ELECTRICAL

TERMINAL REMOVAL TOOL

Designed to remove wires from terminals without damaging the end prongs. Includes six different shaped blades.



35-9266 Terminal Removal Tool

CONTROL

WATERPROOF ELECTRICAL TERMINALS

Terminals are OEM quality and allow for easy modifications of wire connections without soldering. Ideal for building custom harness assemblies where extra reliability is needed. **Made in Japan.**



34-6955

34-6954

34-6972

34-6973

SUSPENSION

ACCESSORIES

3 & 4 PIN COUPLER SETS

Made in Japan. Sold pk/10 (5 male & 5 female) and pk/100. Pins sold pk/100.

3 PIN COUPLER SET

34-6954	3 Pin M/F Coupler Set- (5 male and 5 female)	pk/10
34-6948	3 Pin Male Coupler only	7228-3030 (Yam) pk/100
34-6949	3 Pin Female Coupler only	7229-3030 (Yam) pk/100
34-6972	Terminal Pin, Male	7113-2200P pk/100
34-6973	Terminal Pin, Female	7115-1330P pk/100

4 PIN COUPLER SET

34-6955	4 Pin M/F Coupler Set- (5 male and 5 female)	pk/10
34-6950	4 Pin Male Coupler only	7228-3042 (Yam) pk/100
34-6951	4 Pin Female Coupler only	7229-3043 (Yam) pk/100
34-6972	Terminal Pin, Male	7113-2200P pk/100
34-6973	Terminal Pin, Female	7115-1330P pk/100

MARINE

AUTOMOTIVE

TERMINAL SETS AND COUPLERS

These sets feature our most popular terminals in smaller quantities, and are ideal for do-it-yourself customers.

NOTE: PACK REFERS TO COMPLETE SETS THAT QTY. (1) OF A PART# WILL BUILD.

PART#	DESCRIPTION	CONTENTS	QTY.
34-9063	Bullet Terminals	M/F pins, sleeves	30 Sets
34-9065	Dual Female Bullets	M/F pins, sleeves	5 Sets
35-9066	6 mm Ring Terminal	Rings, sleeves	5 Sets
35-9067	8 mm Ring Terminal	Rings, sleeves	5 Sets
34-9068	10 mm Ring Terminal	Rings, sleeves	5 Sets
34-9069	2 Pin Waterproof Coupler	M/F blocks, pins, seals	1 Set
34-9070	3 Pin Waterproof Coupler	M/F blocks, pins, seals	1 Set
34-9074	4 Pin Waterproof Coupler	M/F blocks, pins, seals	1 Set
34-9080	6 Pin Waterproof Coupler	M/F blocks, pins, seals	1 Set



34-9063

34-9065

35-9066



34-9068

35-9067

34-9069



34-9070

34-9074

34-9080

COLOR CODED ELECTRICAL WIRE

Colored wiring made to match with the OEM colors for convenience when installing electrical parts. There are 19 different colors available, each 13 ft long. 16 Gauge, capacity of 14A/12V. **Made in Japan.**

34-39000	13Ft Long OEM Color Wire	(RED)
34-39001	13Ft Long OEM Color Wire	(BLACK)
34-39002	13Ft Long OEM Color Wire	(GREEN)
34-39003	13Ft Long OEM Color Wire	(SKY BLUE)
34-39004	13Ft Long OEM Color Wire	(ORANGE)
34-39005	13Ft Long OEM Color Wire	(BLUE)
34-39006	13Ft Long OEM Color Wire	(WHITE)
34-39007	13Ft Long OEM Color Wire	(YELLOW)
34-39008	13Ft Long OEM Color Wire	(GREEN YELLOW)
34-39009	13Ft Long OEM Color Wire	(BROWN)
34-39010	13Ft Long OEM Color Wire	(BLACK / WHITE)
34-39011	13Ft Long OEM Color Wire	(WHITE / BLACK)
34-39012	13Ft Long OEM Color Wire	(GRAY)
34-39013	13Ft Long OEM Color Wire	(BLACK / YELLOW)
34-39014	13Ft Long OEM Color Wire	(RED / BLACK)
34-39015	13Ft Long OEM Color Wire	(RED / YELLOW)
34-39016	13Ft Long OEM Color Wire	(BLACK / BROWN)
34-39017	13Ft Long OEM Color Wire	(ORANGE / WHITE)
34-39018	13Ft Long OEM Color Wire	(SKYBLUE / WHITE)






**HARLEY
DAVIDSON®**

SPECIALTY TOOLS

SERVICE CENTER

SNAP-RING TOOL

This tool will remove and install the Timken® bearing outer race snap ring without damage to case. A must for replacing rings in cases without inserts. Use on Big Twin - 1969 - present. **(NOTE: INCLUDES TWIN CAM 88™, AFTERMARKET AND S & S® MOTORS.)**




35-5170 Snap-Ring Tool

35-5170

FOUR SPEED TRANSMISSION MAIN SEAL INSTALLING TOOL

Use to install and remove main seal in all 1936-76 4-Speed transmissions as well as installing all other Big Twin main seals. This tool will push the seal in as flat as possible to .050" below housing for a no leak fit. Use on Big Twin 1941-79.



35-5186 Four Speed Transmission Main Seal Installing Tool

35-5186

CAM/CRANK SPROCKET LOCK TOOL

This tool allows technicians to lock the cam and crankshaft sprockets in place to properly remove, replace and torque the sprocket bolts. Made from non-marring-delrin. Use on all Twin Cam 88™.




35-5380 Cam/Crank Sprocket Lock Tool

35-5380

CAM BEARING REMOVER

Once the camshafts are removed from the support plate, this tool will remove the bearing from the camshaft. Unlike a general purpose puller, this tool was designed to remove the bearing straight, with no slipping or binding. All Twin Cam 88™.



35-5122 Cam Bearing Remover

35-5122

CYLINDER TORQUE PLATES

Torque plates are essential to check cylinder measurements accurately, allowing you to duplicate cylinder stress conditions during boring and honing. Plates are laser etched with the correct torque sequence for big bore cylinders. For use on all Twin Cam 88™, JIMS® T/C Big Bore Cylinders and all Big Bore Cylinders up to 4-1/8".




35-5115 Cylinder Torque Plates

35-5115

MOTION PRO FORK CAP NUT SOCKET

For removal and installation of the fork cap nut on most Big Twin & Sportster® models. This thin socket measures only 9/32" deep x 1-3/8" and is only 5/8" tall to fit under the handlebar. It's shallow depth prevents contact and damage of the chrome triple clamp.



35-7921 Fork Cap Nut Socket

35-7921

TWIN CAM WRISTPIN REMOVER

This tool cuts the time it takes to remove wrist pins and can be used easily by one person. Use on all models including Twin Cam 88™.




35-5114 Twin Cam Wristpin Remover

35-5114

EXHAUST STUD DRILL PLATE

Designed to guide and align bit in order to drill out broken exhaust studs. A follow up with a tap is all that is needed to clean up threaded hole. This tool can be used with motor in the frame in most cases. For use on Big Twin 1984-present, Buell® 1987-present, Sportster® 1987-present. **(NOTE: FOR TWIN CAM 88™ AND ALL AFTERMARKET HEADS.)**



35-5138 Exhaust Stud Drill Plate

35-5138

INNER CAM BEARING REMOVER TOOL

Designed like our popular single cam bearing tool, it easily removes cam bearings without damaging the crankcase. This tool also keeps the pin rollers from falling into the crankcase. All Twin Cam 88™.




35-5310 Inner Cam Bearing Remover Tool

35-5310

TRANSMISSION COVER BEARING REMOVER AND INSTALLER

This tool will remove and replace the transmission door bearings. It can also be used to remove the transmission door for replacement without removing the complete transmission assembly. Door bearings must be replaced if using this tool to pull door off case.




35-5198 Transmission Cover Bearing Remover and Installer

35-5198

MAINSHAFT BEARING RACE TOOL

Use to remove and install the bearing inner race on the transmission mainshaft. Use on Big Twin Late 1984-present and Twin Cam 88™ A & B.



35-5182 Mainshaft Bearing Race Tool

35-5182

UNIVERSAL PISTON SUPPORT PLATE

Use this tool to support the piston and protect the case deck surface when installing rings. All ® style engines.



35-5455 Universal Piston Support Plate

CYLINDER HOLD DOWN NUTS FOR HARLEY TWIN CAM MODELS

Helps to keep the cylinders in place when removing the heads from the engine. Sold in a set of 4. Made in the U.S.A.

35-8260 Cylinder Hold Down Nuts for Harley Twin Cam Models



WRISTPIN CIRCLIP REMOVAL TOOL

Easily installs and removes wire type wristpin clips without damage. For use on Harley-Davidson® EVO circlips only. Made in U.S.A.

35-2269 Wristpin Circlip Removal Tool. *DOES NOT WORK ON TWIN CAM.*



35-2269

MOTION PRO PUSH ROD TOOL

This Push Rod Tool installs the clip in the Harley-Davidson® push rod tube. The flat portion of the Push Rod Tool slips under the cylinder head while the cupped end fits over the bell in the tube. It is then used to compress the spring allowing for easy access to the spring cap retainer.

35-9771 Motion Pro Push Rod Tool




35-9771

H-D® FLYWHEEL ASSEMBLY FIXTURE

Top quality machined billet aluminum construction. Works with all OEM# or aftermarket flywheels including S&S®, from 1938 Knuckleheads to the 1999 EVO Motors. Fixture clamps into vice for ease of use. It simplifies all assembly jobs while getting flywheels close to true before the final truing process. Helps hold flywheels in line for tightening of the tapered shafts.


37-1860 H-D® Flywheel Assembly Fixture



WHEEL BEARING REMOVER SET FOR H-D®

Three piece set includes 3/4", 1" split collar adapters and large driver rod. Split collar design.

35-5550 Wheel Bearing Remover Set for H-D®.



35-5550

CLUTCH SPRING COMPRESSOR

This rugged tool is made for compressing the clutch spring on most Harley-Davidson® 1340cc models from '90-'01, all XLH883/1200cc models from '91-'01 and Buell® models from 97-01. Sold as a kit.

35-7920 Motion Pro Clutch Spring Compressor



35-7920

NEWAY HARLEY-DAVIDSON® KIT KM-2451

- 622H Cutter - 1-1/2" | dia. 31° x 46°
- 205 Cutter - 1-1/2" | dia. 60°
- 293 Cutter - 1-3/4" | dia. 60°
- 642H Cutter - 1-3/4" | dia. 31° x 46°
- 140-5/16 Solid Pilot - 5/16" | dia. -3, -2, -1, STD., +1
- 140-11/32 Solid Pilot - 11/32" | dia. -4, -3, -2, -1, STD., +1
- 140-3/8 Solid Pilot - 3/8" | dia. -2, -1, STD., +1, +2, +3, +4
- 140-7.02 | Solid Pilot - 7.02 mm

- TW505 T-Wrench
- CA160 Case
- KACC246 Accessories Kit
- 37-9367** Harley-Davidson® Kit
- 37-9364** Harley-Davidson® V-Rod Kit (optional Valve Seat Cutter Kit for V-Rod applications)



****NOTE: SAME AS KM2450, WITH THE ADDITION OF 140-7.02 SOLID PILOT.**

JET DRIVER

Perfect for removal of jets from small recessed passages.

35-2270 Jet Driver



VALVE LAPPING TOOL

Set includes vacuum stick, 3/4" and 1/4" diameter rubber cups.

35-8998 Valve Lapping Tool



CLOVER VALVE LAPPING COMPOUND KIT

The world famous green can with the four leaf clover. For seating valves, mating gears, and sharpening. Sold as a kit with coarse 120 grit (roughing) and 280 fine grit (finishing).

35-0309 Clover Valve Lapping Compound Kit



K&L ADJUSTABLE SPLIT FORK SEAL DRIVER SET

Replace fork seals without removing the inner fork tube from the T-clamp.

35-7568 K&L Adjustable Split Fork Seal Driver Set. (Harley Davidson®) Set includes: one Split Seal Driver and three Seal Guides 35mm, 39mm, 41mm. Use for OEM H-D® KYB & Showa forks.



REPLACEMENT SEAL GUIDES (ADAPTERS) Sold each.

- 35-7522** 35mm **35-7566** 39mm
- 35-7560** 41mm **35-7569** 49mm (not in kit 35-7568)

REPLACEMENT SPLIT SEAL HAMMER Sold each.

- 35-7576** Split Seal Hammer-fits 35, 39, 41mm adapters
- 35-7577** Split Seal Hammer-fits 49mm adapter (not in kit 35-7568) Use with **35-7569** 49mm

EQUIPMENT & TOOLS

HARD PARTS

CARB & FUEL

IGNITION/ELECTRICAL

CONTROL

SUSPENSION

ACCESSORIES

MARINE

AUTOMOTIVE

INTAKE MANIFOLD WRENCH

Reversible ratcheting box wrench with 1/4" ball-end allen socket. Removes and installs exhaust manifold head cap screws.

35-3975 Intake Manifold Wrench



35-3975

MOTION PRO ROCKER BOX WRENCH

Reaches 3/16" rocker box allens on BigTwins, Buells®, & Sportsters®.

35-7996 Rocker Box Cover Wrench, 3/8" drive.



35-7996

H-D® TIMING INSERT PLUG


This timing screw plug is made of acrylic plastic. This plug has threads the center position and has timing marks for clear/accurate readings while working at full RPMs. This piece OAL: 32.7mm, top end diameter: 13mm x H 16mm. Thread: 5/8"- 1/8". Fits most H-D® BigTwin models.



35-5001 H-D Timing Insert Plug

H-D® PRIMARY CAM CHAIN TENSION TOOL

Is designed with a special clutch drive end for cam chain usage. Unloads pressure on the primary, secondary's chain tension while servicing H-D® twincam models. Hex.: 32mm x 1/2" Dr. O.D.: 28 x H13mm. Includes two piece holding pin. OAL: 74mm x diameter: 2.3mm. Fits all 99-06 FL, 99-05 FXD & 00-06 FXST.



35-5002 H-D Primary Cam Chain Tension Tool

HEAVY DUTY RIV-NUT TOOL SET


Hydraulic action riveter tool is designed to set from 1/8" up to 1/4" diameter steel, stainless steel, aluminum and plastic rivets by changing the nosepiece. This tool has a rated pressure of over 3,750 lbs with one handed operation. This tool can be used for the installation of riv-nut fasteners found on many Yamaha applications. **RIV-NUTS NOT INCLUDED, SOLD IN INDIVIDUAL SIZES. (SEE RIV-NUT INSERTS)**

35-2750 Heavy Duty Riv-Nut Tool Set. Set includes hand hydraulic riveter, pull up studs and driving anvils in 6/8/10mm. All packaged in a plastic storage case.

35-2751 Replacement 6mm Stud only for **35-2750**

35-2752 Replacement 8mm Stud only for **35-2750**

35-2753 Replacement 10mm Stud only for **35-2750**



35-2750

CRANKSHAFT RATCHETING WRENCH

Great for checking engine timing & parts clearance. Wrench is offset so the handle will not interfere with motor case. Reversible ratcheting action so crankshaft can easily be reversed.

35-8286 Crankshaft Ratcheting Wrench. Ten spline-Use for rotating the crankshaft on all Harley® Evolution 1340cc motors

35-8265 24 Tooth for All Twin Cam Applications



35-8286

ROCKER BOX RATCHET

This chrome plated, vinyl grip ratchet is 9-3/4" long with reversible ratcheting action. Low profile design allows clearance between the frame & engine. Comfortable ergonomic grip will not scratch chrome while working on rocker box cover. Use for installation & removal of all Harley-Davidson® Evolution motor rocker box covers.

35-8276 Rocker Box Ratchet. Includes one 3/16", 1/4" drive replaceable bit.

35-8278 Rocker Box Ratchet replacement bits. Includes qt. 3 3/16", 1/4" drive allen bits

35-8271 Lower Rocker Box Wrench 7/16 for Twin Cam Applications



35-8276

H-D® WRIST PIN CLIP TOOL

The ideal tool with spring grip operation for wrist clips. It is able to remove and install wire type circlips. Removes retaining clips without damage to the piston. This tool made of carbon steel and chrome plated. Application: EVO

35-5003 H-D Wrist Pin Clip Tool



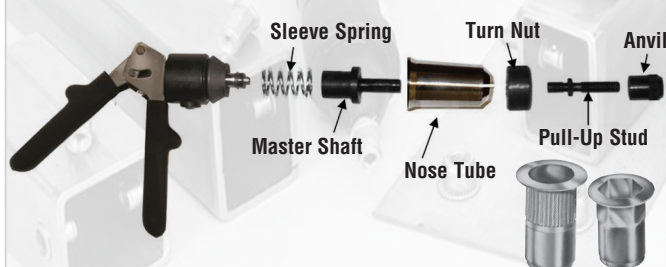
H-D® PISTON PIN KEEPER DRIFT TOOL

Able to install retaining ring at the piston area. Installs round circle clip rings in one step. Short cone housing with notch and drift pin with notch. Application: BigTwin 83-15, All Sportster models 85 to present. Buell 87-10 (not 1125R models).

35-5004 H-D Piston Pin Keeper Drift Tool



HEAVY DUTY RIV-NUT TOOL BLIND NUTSETTING CONFIGURATION



RIV-NUT INSERTS

Available as a shop kit and individual replacement pk/5.

33-2760 Riv-Nut Inserts. Includes 1 pk of each part number listed.

REPLACEMENT RIV-NUT INSERTS. SOLD PK/5.

33-2750 6mm Hex Style Insert

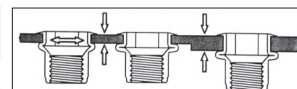
33-2755 8mm Hex Style Insert

33-2756 10mm Hex Style Insert

33-2757 6mm Round Ribbed Insert

33-2758 8mm Round Ribbed Insert

33-2759 10mm Round Ribbed Insert



INSTALLATION OF A RIV-NUT



HARD PARTS

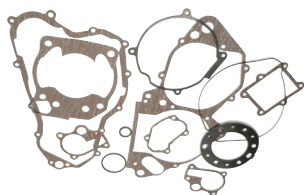
GASKET SETS / CAM CHAINS / OIL PUMPS / ETC.

HARD PARTS

ENGINE GASKET SETS

Quality Vesrah and KP Gasket Sets from K&L Supply offer you and your customers a real alternative to costly factory parts.

Made in Japan to meet or exceed OEM specifications.



HONDA® STREET APPLICATION	YEAR	COMPLETE GSKT SET	TOP END GSKT SET
CB350G	1973	16-6101	—
CB350K2~K5 Super Sport	70-73	16-6101	—
CL350K2~K5 Scrambler	70-73	16-6101	—
SL350	1971	16-6101	—
CB550F Super Sport	76-77	—	16-6010
CB550	1976	—	16-6010
CB750A Automatic	74-78	16-2933	16-2934
CB750C Custom	80-82	16-2932	—
CB750F Super Sport	74-78	16-2933	16-2934
CB750F Super Sport	79-82	16-2932	—
CB750K	74-78	16-2933	16-2934
CB750K	79-82	16-2932	—
CB750L LTD	1979	16-2932	—
CB750SC Nighthawk	82-83	16-2932	—
CB900C Custom	80-82	16-6212	—
CB900F Super Sport	81-82	16-6212	—
GL1100 Goldwing	80-83	16-6216	16-6194
GL1200I Goldwing Interstate	84-87	16-5474	16-5475
GL1200A Goldwing Aspencade	84-87	16-5474	16-5475
GL1200L Goldwing LTD	1985	16-5474	16-5475

HONDA® DUAL SPORT/OFFROAD APPLICATION	YEAR	COMPLETE GSKT SET	TOP END GSKT SET
SL350	1971	16-6101	—

HONDA® ATV APPLICATION	YEAR	COMPLETE GSKT SET	TOP END GSKT SET
ATC200E Big Red	82-83	—	00-6396
ATC200ES Big Red	1984	—	00-6396
ATC200M	84-85	—	00-6396
ATC200S	84-86	—	00-6396
ATC200X	83-85	—	00-6396
TRX400EX Fourtrax 400 EX	99-00	—	16-5766
TRX400EX Sportrax 400 EX	01-04	—	16-5766

KAWASAKI® STREET APPLICATION	YEAR	COMPLETE GSKT SET	TOP END GSKT SET
H2/A/B/C 750SS (2-stroke)	73-75	16-6328	—
Z1A/Z1B-900 (2 pc head gskt)	74-75	16-6152	16-6162
KZ900A4/A5	76-77	16-6152	16-6162
KZ900B1 LTD	1976	16-6152	16-6162
KZ1000A1/A2	77-78	16-6342	—
KZ1000A3/A4 MKII	79-80	—	16-6163
KZ1000B1/B2 LTD	77-78	16-6342	—
KZ1000B3/B4 LTD	79-80	—	16-6163
KZ1000C1 Police	1978	16-6342	—
KZ1000C2/C3/C4 Police	79-81	—	16-6163
KZ1000D1 Z1R	1978	16-6342	—
KZ1000D3 Z1R	1980	—	16-6163
KZ1000E1/E2 Shaft ST	79-80	—	16-6163
KZ1000G1 LTD Classic	1980	—	16-6163
KZ1000J "Sports"/"K" "LTD"/"M" "CSR"	81-82	16-6344	16-6345
KZ1000P1~P24 "Police"	82-05	16-6344	16-6345
KZ1000R	82-83	16-6344	16-6345

SUZUKI® STREET APPLICATION	YEAR	COMPLETE GSKT SET	TOP END GSKT SET
GS1000C/E/L/S	78-80	16-6300	16-6301

YAMAHA® STREET APPLICATION	YEAR	COMPLETE GSKT SET	TOP END GSKT SET
RD400C/D/E/F	76-79	16-6174	—

K&L MOBILE BENCH

Use as a combination workbench, tear-down table and tool storage facility. Table comes with heavy duty 4" casters (2 rigid & 2 locking swivel). The Table top features a drain hole. Shipping weight: 170 lbs.

37-2928 K&L Mobile Bench - **BLUE**

37-2924 K&L Mobile Bench - **RED**



37-2928



37-2924

GASKET SCRAPER

High grade forged steel for rugged service along with strong grip handle. Scrapes surfaces clean for installing new gaskets.

35-4011 Gasket Scraper



K&L MC25 METRIC ENGINE STAND


The MC25 is a versatile engine stand that is easily adjustable in both height and width and has the ability to rotate an engine a full 360 degrees. Pan removal, transmissions, and starter clutches are just a few of the services that are easier with the MC25.

37-9352 K&L MC25 Metric Engine Stand

37-6336 Optional 200mm Adapter



37-9352



37-9352

HIGH PERFORMANCE MUFFLER PACKING

For any vehicle with a re-packable muffler. Ideal for 4-stroke mufflers.

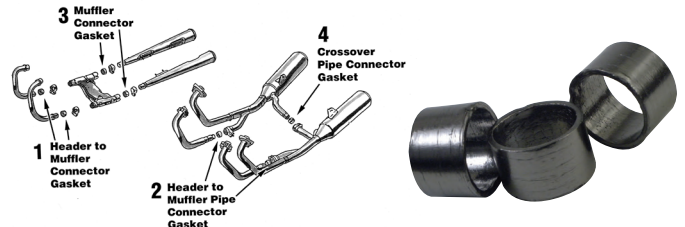
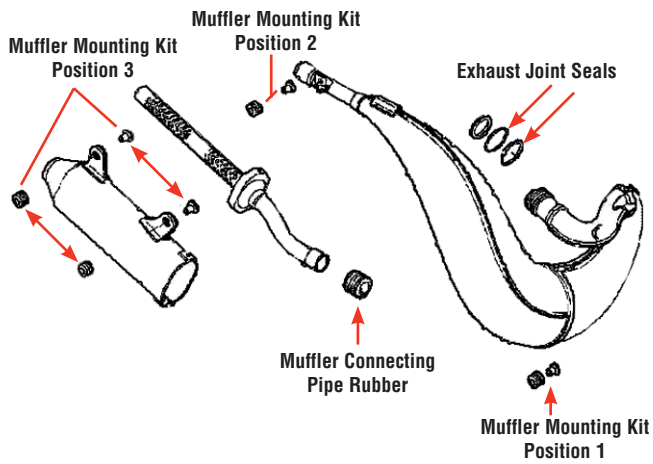
16-2511 High performance - muffler packing



16-2511



16-2511



EXHAUST MUFFLER CONNECTING GASKETS

Made in Japan to meet or exceed OEM specifications. **NOTE:** Order correct gasket by referring to number shown in illustration. There are four possible locations where muffler connecting gaskets can be replaced. Some applications require two different size gaskets. Sold in pk/5.

EXHAUST GASKETS AND HARDWARE

Made in Japan to meet or exceed OEM specifications. Keep your bike running at factory specification & replace leaking exhaust components. **NOTE: ORDER CORRECT GASKET BY REFERRING TO ILLUSTRATION.**

MUFFLER MOUNTING KITS FOR HONDA

Set Consists of: 5 x Rubber Grommet and 5 x Collar

APPLICATION	YEAR	CHAMBER SIDE POSITION 1	POSITION 2	SILENCER SIDE POSITION 3
CR80R	96-02	—	16-6432	16-6432
CR80RB	97-02	—	16-6432	16-6432
CR85R	03-07	—	16-6432	16-6432
CR85RB	03-07	—	16-6432	16-6432
CR125R	90-01	—	16-6432	16-6432
CR125R	02-07	—	16-6434	16-6432
CR250R	90-00	—	16-6432	16-6432
CR250R	2001	—	16-6434	16-6432
CR250R	02-05	16-6432	16-6434	16-6432
CR250R	06-07	16-6432	16-6434	16-6438
CR500R	87-01	—	16-6432	—

EXHAUST SEALS FOR OFF-ROAD BIKES

Made in Japan to meet or exceed OEM specifications. Sold in pk/4. Available for the following applications:

HONDA® K&L P/N	OEM REFERENCE	APPLICATION	YEAR
16-6394	91304-KZ4-L11	CR125R	01-07
16-6425	91304-KZ3-890	CR250R	93-01
16-6423	91302-KZ3-L20	CR250R	02-04
16-6425	91304-KZ3-890	CR250R	05-07
SUZUKI®			
16-6019	14171-36E00	RM125	96-08
16-6020	14171-28C30	RM250/N/S/Z	89-08
16-6020	14171-28C30	RMX250T/W	89-98
YAMAHA®			
16-6011	5PA-14642-00	YZ85	02-10
16-6016	5MV-14642-00	YZ125	01-11
16-6017	5MW-14642-00	YZ250 (2-stroke)	01-11

MUFFLER CONNECTING PIPE RUBBERS FOR OFFROAD BIKES

Made in Japan to meet or exceed OEM specifications. Sold in pk/2. Available for the following applications:

HONDA® K&L P/N	OEM REFERENCE	APPLICATION	YEAR
16-6469	18365-KA4-730	CR250R	84-07
16-6472	18365-KZ4-000	CR125R	89-07

HONDA® K&L P/N	OEM REFERENCE	DIMENSIONS
16-5560	18391-437-000	28.7 x 34.5 x 35mm
16-5565	18391-438-306	38 x 44.5 x 28mm
16-5566	18392-413-000, 18392-MG7-750	42.8 x 48.6 x 20mm
16-5567	18392-MK4-000, 18391-317-000	38.2 x 44.2 x 24mm
16-5568	18391-ML8-000, 18391-375-000	32 x 37.5 x 25mm
16-5569	18391-429-010	42.8 x 48.6 x 30mm

KAWASAKI® K&L P/N	OEM REFERENCE	DIMENSIONS
16-5573	11060-1068, 11009-1637	38.2 x 43.5 x 26mm
16-5575	11061-0360, 11009-1606, 11009-1685	32 x 37 x 26mm
16-5576	11009-1104, 11009-1480, 11009-1489, 11009-1666	42.8 x 48.5 x 30mm
16-5605	11009-1001, 11009-1638, 11009-1718	32 x 37.5 x 26mm

SUZUKI® K&L P/N	OEM REFERENCE	DIMENSIONS
16-5581	14771-05A01/A02, 14771-30E00	38.2 x 44.2 x 25.3mm
16-5583	14771-38B00/B01, 14771-46E00	43 x 48.6 x 25mm

HONDA® STREET APPLICATION	YEAR	CONNECTING GSKT SET	POSITION
CB125S	76-78	16-5567	1
NX250	88-90	16-5567	2
CB360T	75-77	16-5567	1
CB400A	1978	16-5566	3
CB400F Supersport	76-77	16-5567	1
CB400TI/TII	78-79	16-5566	3
CM400A	79-81	16-5566	3
CM400E	80-81	16-5566	3
CM400T	79-81	16-5566	3
CB450SC	82-85	16-5566	3
CB450T	1982	16-5566	3
CL450 K2-K4	74-76	16-5567	2
CM450A	1983	16-5566	3
CM450C	1982	16-5566	3
CM450E	1983	16-5566	3
CB500T Twin	1976	16-5567	4
CX500	78-79	16-5567	1
CX500	78-79	16-5566	3
CX500C Custom	79-82	16-5565	1
CX500D Deluxe	79-81	16-5567	1
CX500D Deluxe	79-81	16-5566	3
CX500TC Turbo	1982	16-5566	3
FT500 Ascot	82-83	16-5569	1
VF500C Magna	1984	16-5569	3
VF500F Interceptor	1984	16-5569	3
VT500C Shadow	83-86	16-5567	1 & 3
VT500FT Ascot	83-84	16-5567	1 & 3
GL500/I Silverwing	81-82	16-5567	1
NX650	88-89	16-5560	1
FSC600/D Silverwing	02-13	16-5567	2
CB550SC Nighthawk	1983	16-5566	4
CB650SC Nighthawk	83-85	16-5566	4

EQUIPMENT & TOOLS

HARD PARTS

CARB & FUEL

IGNITION/ELECTRICAL

CONTROL

SUSPENSION

ACCESSORIES

MARINE

AUTOMOTIVE

HONDA STREET® APPLICATION		YEAR	CONN. GSKT.	POS.
CB600F	04-06	16-5566	2	
XL600V Transalp	89-90	16-5567	3	
CX650C Custom	1983	16-5567	1	
CX650C Custom	1983	16-5566	3	
CX650TC Turbo	1983	16-5566	3	
GL650/I Silverwing	1983	16-5567	1	
GL650/I Silverwing	1983	16-5566	3	
NT650 Hawk GT	88-90	16-5567	1	
CB700SC Nighthawk	84-86	16-5566	4	
CTX700 (All)	14-15	16-5567	2	
NCT700X/XD	12-15	16-5567	2	
NSA700A	2009	16-5567	2	
VF700C Magna	1987	16-5567	2&4	
VF700F Interceptor	84-85	16-5567	1	
VFR700F/F2 Interceptor	86-87	16-5567	4	
CB750F Super Sport	79-82	16-5565	2	
CB750 Nighthawk	91-03	16-5566	4	
VF750C Magna	82-83	16-5567	3	
VF750C Magna	88-03	16-5567	2&4	
VF750F Interceptor	83-84	16-5567	1	
VF750F Interceptor	1986	16-5567	4	
VF750S Sabre	82-83	16-5567	3	
VFR750R RC30	1990	16-5567	2	
PC800 Pacific Coast	88-98	16-5567	2	
VFR800I Interceptor	00-01	16-5567	2	
VFR800/A Interceptor	02-09	16-5567	2	
CB900F Supersport	81-82	16-5565	2	
CB1000R	11-14	16-5567	2	
VTR1000F	98-05	16-5566	2&3	
CB1100F Supersport	1983	16-5565	2	
CB1100	2013	16-5566	3	
GL1100 Goldwing	80-83	16-5569	4	
ST1100 (All)	91-02	16-5567	2	
VF1100C V65 Magna	83-85	16-5567	1	
VF1100C V65 Magna	83-85	16-5569	3	
VT1100C Shadow	87-07	16-5566	4	
VT1100C2 Shadow	00-07	16-5566	4	
GL1200A Goldwing	86-87	16-5567	2	
Aspenade				
GL1200I Goldwing	86-87	16-5567	2	
Interstate				
GL1200 Goldwing (All)	84-85	16-5569	3	
GL1200SEI Goldwing	1986	16-5567	2	
VFR1200F/FD Interceptor	10-13	16-5567	2	
ST1300 (All)	03-13	16-5567	4	
VT1300CR/CS/CT/CX	10-13	16-5567	1	
VTX1300C/R/S/T	03-09	16-5567	2	
VTX1800C	03-07	16-5566	2	
HONDA® OFFROAD APPLICATION		YEAR	CONN. GSKT.	POS.
XL100	1978	16-5567	2	
XL100S	79-80	16-5560	2	
XL125	76-78	16-5567	2	
XL125S	79-85	16-5560	2	
CRF150R/RB	07-14	16-5567	1	
XL175	76-78	16-5567	1	
XL185S	79-83	16-5560	2	
XR185	1979	16-5560	2	
TLR200	86-87	16-5560	2	
XR200	80-84	16-5560	2	
XR200R	81-83	16-5560	2	
XR200R	84-85	16-5565	1	
CRF230L	08-09	16-5567	2	
CRF230M	2009	16-5567	2	
CRF250R (Rt Muff only)	06-08	16-5567	3	
CRF250R	10-13	16-5567	2	

HONDA® OFFROAD APPLICATION		YEAR	CONN. GSKT.	POS.
CRF250X	04-13	16-5567	2	
TL250	1976	16-5567	1	
XL250R	81-85	16-5565	1	
XR250R	81-82	16-5569	1	
XR250R	84-85	16-5565	1	
XR250R	86-04	16-5567	1	
XL350R	84-85	16-5567	1	
XR350R	83-84	16-5565	1	
XR350R	1985	16-5567	1	
XR400R	96-04	16-5567	2	
CRF450R (Rt Muff only)	2013	16-5567	3	
XL500 Dualsport	79-82	16-5569	1	
XR500/500R	79-84	16-5569	1	
XL/XR600R	83-87	16-5569	1	
XR650R	00-07	16-5566	3	

HONDA® ATV APPLICATION		YEAR	CONN. GSKT.	POS.
ATC185/S	80-82	16-5560	1	
ATC200/E	81-82	16-5560	1	
ATC250ES	85-87	16-5567	1	
ATC250SX	85-87	16-5567	1	
TRX250	85-87	16-5567	1	
ATC350X	85-86	16-5567	1	
TRX350FE/FM/TE/TM Rancher	01-06	16-5567	1	
TRX400EX	99-04	16-5567	1	
TRX450R	04-05	16-5567	1	
TRX700XX	08-09	16-5567	1	

KAWASAKI® STREET APPLICATION		YEAR	CONN. GSKT.	POS.
EL250B Eliminator	88-89	16-5576	2	
EL250E Eliminator	91-94	16-5576	2	
EX250F Ninja 250R	88-07	16-5575	3	
KL250G Super Sherpa	00-04	16-5575	1	
KZ250 CSR/LTD	80-83	16-5573		
EN500 Vulcan LTD	96-09	16-5575	4	
EX500A/D Ninja 500R	87-09	16-5575	4	
ZL600A Eliminator	86-87	16-5605	4	
ZL600B Eliminator	96-97	16-5605	4	
ZX600A/B Ninja 600R	85-87	16-5605	4	
ZX600C Ninja 600R	88-97	16-5605	4	
KZ700A1	1984	16-5573	2	
VN700A Vulcan	1985	16-5576	1&4	
KZ750R1 GPz	1982	16-5573	2	
VN750A Vulcan	86-06	16-5576	1&4	
ZX750A Gpz750	83-85	16-5573	2	
ZX750E Gpz750 Turbo	84-85	16-5573	2	
VN800 Drifter	99-06	16-5575	3	
ZL900A Eliminator	85-86	16-5576	1	
ZX900A Ninja 900	84-86	16-5576	3	
ZX900A Ninja 900	84-86	16-5573	4	
KZ1000A1/A2	77-78	16-5573	3	
KZ1000A1/A2/A2A	77-78	16-5605	4	
KZ1000A3/A3A/A4 MKII	79-80	16-5573	3	
KZ1000C1-C4 Police	78-81	16-5573	3	
KZ1000C Police	78-81	16-5605	4	
KZ1000E1/E2	79-80	16-5573	3	
KZ1000G Classic	1980	16-5573	3	
KZ1000G Classic	1980	16-5605	4	
KZ1000J/K/M	81-83	16-5573	3&4	
KZ1000P Police	78-05	16-5573	2&4	
ZG1000A Concours	86-06	16-5576	3	
ZL1000A Eliminator	87-88	16-5576	1	
KZ1100A1/A2/A3 Shaft	81-83	16-5573	3&4	
KZ1100A1/A2/B1/B2 GPz	81-82	16-5573	3&4	
KZ1100D1/D2 Spectre	82-83	16-5573	3&4	
KZ1100L1/B1/B2LTD Shaft	83-85	16-5573	3&4	

KAWASAKI® STREET APPLICATION		YEAR	CONN. GSKT.	POS.
ZR1100A1-A4 Zephyr	92-95	16-5573		
ZX1100A1/A2 GPz	83-84	16-5573	3&4	
ZG1200A/B Voyager	86-03	16-5576	1	
KZ1300A/B	79-82	16-5576	3	
ZN1300A Voyager	83-88	16-5576	3	
VN1500A Vulcan 1500	87-99	16-5576	3	
VN1500C Vulcan 1500L	96-97	16-5576	3	
VN1500J Vulcan Drifter	99-00	16-5576	3	
VN1500R Vulcan Drifter	01-05	16-5576	3	
VN1500 Vulcan Classic	96-04	16-5575	1&3	
VN1500N Vulcan Classic Fi	05-08	16-5575	3	
VN1500G Vulcan Nomad	99-01	16-5575	1&3	
VN1500L Vulcan Nomad Fi	00-08	16-5575	3	
VN1600A Vulcan Classic	03-08	16-5576	2	
VN1600E Vulcan Classic	2006	16-5576	2	

KAWASAKI® OFFROAD/DUALSPORT APPLICATION		YEAR	CONN. GSKT.	POS.
KLX250D2/D3/D4	94-96	16-5573		
KLX300A2~A7F	97-07	16-5573		
KL600A KLR600	1984	16-5576	2	
KL600B KL600	85-86	16-5576	2	
KL650A KLR650	87-07	16-5576	2	
KL650B Tengai	90-91	16-5576	1	
KL650E KLR650	08-10	16-5576	2	
KLX650A/D KLX650R	93-96	16-5576	2	
KLX650C KLX650	93-96	16-5576	2	

KAWASAKI® ATV/UTV APPLICATION		YEAR	CONN. GSKT.	POS.
KLF220A Bayou	88-96	16-5605	2	
KLF250A Bayou	03-11	16-5605	2	
KEF300A Lakota	95-00	16-5605	2	
KEF300B Lakota Sport	01-03	16-5605	2	
KLF300B/C Bayou	88-04	16-5605	2	
KAF450E Mule 2030	1992	16-5605	2	
KAF540C Mule 2010	90-92	16-5605	2	
KAF540D Mule 2020	91-92	16-5605	2	
KAF620A Mule 2510	1992	16-5605	2	
KAF620B 2520 Turf	1993	16-5605	2	
KAF620C Mule 2500	1995	16-5605	2	
KVF650A/B Prarie	02-03	16-5575	3	
KVF650 Brute Force	05-14	16-5575	3	
KSV700 KFX700	04-09	16-5575	3	
KVF700 Prarie	04-06	16-5575	3	
KRF750 Teryx UTV	08-13	16-5575	3	
KVF750 Brute Force	07-14	16-5575	3	

SUZUKI® STREET APPLICATION		YEAR	CONN. GSKT.	POS.
LS650 Savage	96-04	16-5583	2	
LS650 S40	05-14	16-5583	2	
VS700 Intruder	86-87	16-5581	1	
VS750 Intruder	88-91	16-5581	1	
VS800 Intruder	92-04	16-5581	1	
VS800 S50	05-09	16-5581	1	
GSX-R1100W	93-98	16-5583	3	
GV1200G Madura	85-86	16-5581	1	
VS1400 Intruder	87-04	16-5583	1	
VS1400 S83	05-09	16-5583	1	



EXHAUST PIPE GASKETS

Made in Japan to meet or exceed OEM specifications. Sold pk/10.



HONDA®		
K&L P/N	OEM REFERENCE	DIMENSIONS
16-5976	18291-MN5-650	32 X 40 X 4.2MM
16-6061	18291-MN4-920	35 X 42.8 X 4.1MM
16-5977	18291-MM5-860	37.4 X 44.8 X 4.1MM
16-1843	18291-MM8-880	44 X 52 X 2.45MM
16-5992	18291-MEB-670	39.8 X 48.5 X 4.1MM

SUZUKI®		
K&L P/N	OEM REFERENCE	DIMENSIONS
16-6063	14181-05020	32 X 42 X 5.0MM
16-6063	14181-18C00	32 X 42 X 5.5MM
16-5994	14181-46E00	33.36 X 42 X 5.36MM
16-5536	14181-40C00	35.2 X 41.85 X 3.05MM
16-5538	14181-45C00	51.2 X 61.7 X 4.8MM
16-5974	14181-01D00	38 X 46 X 5.0MM
16-4144	14181-22D01	38.4 X 45.75 X 5.08MM
16-2459	14181-29E02	NON-ASBESTOS STYLE
16-2490	14181-35G00	NON-ASBESTOS STYLE

KAWASAKI®		
K&L P/N	OEM REFERENCE	DIMENSIONS
16-5975	11009-1906	32 X 42 X 3.0MM
16-4143	11060-1203	36.15 X 44.85 X 2.05MM
16-5982	11060-1103	35.85 X 42.15 X 2.85MM
16-4136	11061-0027	43.2 X 36.6 X 2.7MM
16-4127	11009-1840	39.45 X 45.65X2.45MM
16-4145	11009-1856	35.5 X 44.1 X 2.4MM

YAMAHA®		
K&L P/N	OEM REFERENCE	DIMENSIONS
16-0180	4BR-14613-00-00	30.5 X 39.1 X 5.0MM
16-5533	3YF-14613-01-00	32 X 42 X 3.0MM
16-6025	4BE-14613-00-00	38 X 44.5 X 5.0MM
16-6024	3GD-14613-00-00	38.5 X 49.5 X 5.0MM
16-6062	3EG-14613-00-00	42.52 X 55.36 X 3.4MM
16-2480	5NL-14613-00-00	NON-ASBESTOS STYLE



HONDA® STREET APPLICATION	YEAR	EXH PIPE GSKT
TG50	85-86	16-5976
CB125S	76-85	16-5976
CB125TT	1990	16-5976
CB185T	78-79	16-5976
CB200T	1976	16-5976
CM200T	80-82	16-5976
CB250 Nighthawk	91-08	16-5976
CBR250R/RA	11-12	16-5992
CM250C Custom	82-83	16-5976
CMX250C/C2/CD Rebel	85-12	16-5976
VTR250 Interceptor	88-90	16-6061
CB400F CB1	89-90	16-6061
CB400A Automatic	1978	16-6061
CB400T Hawk	78-81	16-6061
CM400A Automatic	79-81	16-6061
CM400C Custom	1981	16-6061
CM400E	80-81	16-6061
CM400T	79-81	16-6061
CB450SC Nighthawk	82-86	16-6061
CB450T Hawk	1982	16-6061
CM450A Automatic	82-83	16-6061
CM450C Custom	1982	16-6061
CM450E	82-83	16-6061
CMX450C Rebel	86-87	16-6061
CBX500/K1/K2 (4-cylinder)	71-73	16-5976
CB500T	1976	16-1843
FT500 Ascot	82-83	16-5977
GB500	89-90	16-5976
VF500C Magna	84-85	16-5976
VF500F Interceptor	84-86	16-5976
VT500C Shadow	83-86	16-6061
VT500FT Ascot	83-84	16-6061
CB550F Super Sport	75-77	16-5976
CB550K	74-78	16-5976
CB550 SC Nighthawk	1983	16-6061
CB599 Naked	1983	16-6061
CBR600F Hurricane	87-06	16-6061
CBR600F2/F3/F4/F4i	91-06	16-6061
CBR600RA ABS	09-14	16-6061
CBR600RR	03-14	16-6061
CBR600SE	1998	16-6061
CBR600SJR	1996	16-6061
FSC600 Silverwing	02-10	16-6061
VT600C Shadow (Front)	88-07	16-5977
VT600C Shadow (Rear)	88-07	16-6061
CB650	79-82	16-6061
CB650C Custom	80-81	16-6061
CB650SC Nighthawk	82-85	16-6061
NT650 Hawk GT (Front Cylinder)	88-91	16-5977

HONDA® STREET APPLICATION	YEAR	EXH PIPE GSKT
NT650 Hawk GT (Rear Cylinder)	88-91	16-6061
CB700SC Nighthawk	84-86	16-5977
NSA700A	2009	16-6061
NT700V/NT700VA	2010	16-6061
VF700C Magna	84-87	16-5976
VF700F Interceptor	84-85	16-5976
VF700S Sabre	84-85	16-5976
VFR700F/F2 Interceptor	86-87	16-5976
VT700C Shadow	84-87	16-1843
CB750A Automatic	76-78	16-5977
CB750C Custom	80-82	16-5977
CB750F Super Sport	76-82	16-5977
CB750K0~K5	69-78	16-5977
CB750K	79-82	16-5977
CB750L LTD	1979	16-5977
CB750SC Nighthawk	82-83	16-5977
RVF750R/RC45	1994	16-5976
VF750CV45 Magna	82-88	16-5976
VF750C Magna	94-03	16-6061
VF750CD Magna Deluxe	95-96	16-6061
VF750C2 Magna Deluxe	97-00	16-6061
VF750F Interceptor	83-84	16-5976
VF750S V45 Sabre	82-83	16-5976
VFR750F Interceptor	86-97	16-5976
VFR750R RC30	1990	16-5976
VT750C Shadow	1983	16-1843
VT750C/D Shadow (All)	98-90	16-5977
PC800 Pacific Coast	89-10	16-1843
VFR800FI Interceptor	98-01	16-5976
VFR800/A	02-09	16-5976
VT800C Shadow	1987	16-1843
CB900C Custom	80-82	16-5977
CB900F Super Sport	81-82	16-5977
CB900F Super Sport	02-07	16-6061
CBR900RR	93-99	16-6061
CBR929RE	2001	16-5977
CBR929RR	00-01	16-5977
CBR954RR	02-03	16-5977
CB1000C Custom	1983	16-5977
CBR1000F Hurricane	87-96	16-5977
CBR1000RR	08-12	16-5977
CBX-1000	79-82	16-6061
VF1000F Interceptor	1984	16-6061
VF1000R Interceptor	85-86	16-6061
VTR1000F Super Hawk	98-05	16-1843
CB1100F Super Sport	1983	16-5977
CBR1100XX Blackbird	97-05	16-5977
ST1100	91-03	16-6061
VF1100C V65 Magna	83-86	16-6061

HONDA® STREET APPLICATION	YEAR	EXH PIPE GSKT
VF1100S V65 Sabre	84-85	16-6061
VT1100C Shadow (All)	85-07	16-1843
VFR1200F/FD Interceptor	2010	16-5977
ST1300 (All)	02-11	16-6061
GL1500 Goldwing (All)	88-00	16-5976
GL1500C Valkyrie (All)	97-03	16-5976
GL1800 Goldwing	01-12	16-5976
NRX1800 Valkyrie Rune	04-05	16-5976

HONDA ATV APPLICATION	YEAR	EXH PIPE GSKT
ATC125M	86-87	16-5976
TRX125 Four Trax	87-88	16-5976
ATC185/ATC185S	80-83	16-5976
ATC200 E/ES/M/S/X	81-87	16-5976
TRX200 Four Trax	1984	16-5976
TRX200 Four Trax 200	90-91	16-5976
TRX200D Four Trax Type II	91-97	16-5976
TRX200SX Four Trax	86-88	16-5976
ATC250ES Big Red	85-87	16-6061
ATC250SX	85-87	16-6061
TRX250EX Sportrax	01-08	16-5976
TRX250TE Fourtrax	02-09	16-5976
TRX250 Fourtrax	85-87	16-6061
TRX250 Recon	97-01	16-6061
TRX250TM Recon	02-09	16-5976
TRX250X Fourtrax 250X	87-92	16-6061
TRX250X	09, 11	16-5976
TRX300 Fourtrax, Sportrax	88-09	16-6061
ATC350X	85-86	16-5976
TRX350FE/FM/TE/TM	00-06	16-6061
TRX350/350D Fourtrax 4x4	86-89	16-5976
TRX400X Fourtrax	2009	16-5976
TRX400EX Sportrax	99-08	16-5976
TRX400FA/FGA	04-07	16-6061
TRX400FW/ES/FM	95-03	16-6061
TRX420FA/PA/PE/PM	09-10	16-6061
TRX420FE/FM/TE/TM	07-10	16-6061
TRX450S 4-trax Foreman S	98-01	16-6061
TRX450FE/FM	02-04	16-6061
TRX450R/ER	04-13	16-5992
TRX500	01-11	16-6061
TRX650 Rincon (all)	03-05	16-5977
TRX680F	06-11	16-5977
TRX700XX	08-09	16-5992

EQUIPMENT & TOOLS

HARD PARTS

CARB & FUEL

IGNITION/ELECTRICAL

CONTROL

SUSPENSION

ACCESSORIES

MARINE

AUTOMOTIVE

EQUIPMENT & TOOLS
HARD PARTS
CARB & FUEL
IGNITION/ELECTRICAL
CONTROL
SUSPENSION
ACCESSORIES
MARINE
AUTOMOTIVE

HONDA® DUAL SPORT/OFFROAD APPLICATION		YEAR	EXH PIPE GSKT
TG50M		85-86	16-5976
XL100		76-78	16-5976
CT125		1977	16-5976
NX125		88-90	16-5976
SL125/K1/K2 Motor Sport		71-73	16-5976
TL125K1/K2 Trials		74-76	16-5976
XL125/K1		74-85	16-5976
CRF150F		03-09	16-5976
XL185S		79-83	16-5976
XR185		1979	16-5976
TR200/TLR200 Reflex		86-87	16-5976
XL200R		83-84	16-5976
XR200 (dual shock)		80-84	16-5976
XR200R		81-02	16-5976
CRF230R/L/M		03-12	16-5976
CRF250R/X		04-12	16-5977
NX250		88-90	16-5977
TL250		1976	16-5976
XL250R		82-83	16-5976
XR250R		81-82	16-5976
XL350R		84-85	16-5976
XL350		76-78	16-1843
XR350R		83-85	16-5976
XR400R		96-04	16-5976
CRF450R		02-12	16-5992
CRF450X		05-12	16-5992
XL500S/R		79-82	16-5976
XR500/500R		79-84	16-5976
XL600R		83-87	16-5976
XL600V		89-90	16-6061
XR600R		85-00	16-5976
NX650		88-89	16-5976
XR650L		93-12	16-5976
XR650R		00-07	16-5976
KAWASAKI® STREET APPLICATION		YEAR	EXH PIPE GSKT
KH100B7/B8		76-77	16-4143
EN400B1~B3 Vulcan		90-92	16-4127
EX400B1/B2 Ex-4		94-95	16-4127
ZL400C1 Eliminator		1988	16-4127
EN450A1~A6 LTD 454		85-90	16-4127
EN500 Vulcan 500		90-09	16-4127
EX500 Ninja500R		87-09	16-4127
H1-500 (2 stroke) Triple		73-75	16-4127
KH500A8 (2 stroke) Triple		1976	16-4127
ZX600D ZX-6		90-93	16-4145
ZX600E ZX-6		93-04	16-4145
ZX600F ZX-6R		95-97	16-4145
ZX600 Ninja ZX-6R		98-12	16-4143
ZX600J ZZR600		05-08	16-4143
ZX636 Ninja ZX-6R		03-06	16-4143
EX650 Ninja 650R		2006	16-4145
KZ750B1~B4 (2 cyl.)Std		76-79	16-4127
KZ750G1 LTD		1980	16-4127
KZ750M1 CSR (2 cyl.)		1982	16-4127
KZ750K1/K2 Ltd		83-84	16-4127
ZR750J1/J2/J6F Z750		04-06	16-4127
ZX750F Ninja 750R		87-90	16-5975
ZX750H1/H2 Ninja ZX-7		89-90	16-5975
ZX750 ZX-7/ZX-7R		91-03	16-5982
Z1/Z1A/Z1B-900		73-75	16-5975
KZ900A4/A5		76-77	16-5975
KZ900B1 LTD		1976	16-5975
VN900 Vulcan		06-12	16-4145
ZL900A1/A2 Eliminator		85-86	16-4127
ZX900A Ninja 900R		84-86	16-4127
ZX900B ZX-9R		94-97	16-5982
ZX900C ZX-9R		98-99	16-4145
ZX900E/F Ninja ZX-9R		00-03	16-4127
KZ1000A		77-80	16-5975
KZ1000B LTD		77-80	16-5975

KAWASAKI® STREET APPLICATION		YEAR	EXH PIPE GSKT
KZ1000C/P Police		78-05	16-5975
KZ1000D1 Z1R		1978	16-5975
KZ1000D3 Z1R		1980	16-5975
KZ1000E1/E2 Shaft ST		79-80	16-5975
KZ1000G1 Classic		1980	16-5975
KZ1000J1/J2/J3		81-83	16-5975
KZ1000K1/K2 LTD		81-82	16-5975
KZ1000M1/M2 CSR		81-82	16-5975
KZ1000R1/R2 Replica		82-83	16-5975
ZG1000A Concours		86-06	16-4127
ZR1000A1 Z1000		03-05	16-4127
ZR1000B Z-1000		07-09	16-4145
ZR1000D Z-1000		10-12	16-5982
ZX1000C/D/E/F ZX-10R		04-12	16-5982
ZX1000G/H Ninja1000		11-13	16-5982
ZX1000A Ninja 1000R		86-87	16-4127
ZX1000B Ninja ZX-10		88-90	16-4127
ZX1000J/K Ninja ZX-10		1983	16-4143
KZ1100A1/A2/A3 Shaft		81-83	16-5975
KZ1100B1/B2 GPz		81-82	16-5975
KZ1100D1/D2 Spectre		82-83	16-5975
KZ1100L1 LTD Shaft		1983	16-5975
ZN1100B1/B2 LTD Shaft		84-85	16-5975
ZR1100C3/C4 ZRX1100		99-00	16-4127
ZX1100A1/A2 GPz		83-84	16-5975
ZX1100C Ninja ZX-11		90-93	16-4127
ZX1100D Ninja ZX-11		93-01	16-4127
ZX1100E1/E2/E3 GPz		95-97	16-4127
ZX1100F1 GPZ (ABS)		1996	16-4127
ZG1200A/B Voyager XII		86-03	16-5975
ZR1200A ZRX1200		01-05	16-4127
ZX1200A Ninja ZX-12R		00-01	16-4127
ZX1200B Ninja ZX-12R		01-05	16-4127
ZX1200C1/C2 ZZR1200		01-05	16-4127
ZG1400 Concours		08-12	16-4136
ZX1400 ZX-14R		06-12	16-4136
KAWASAKI® ATV/UTV APPLICATION		YEAR	EXH PIPE GSKT
KRF750 Teryx		08-12	16-4145
KAWASAKI® DUAL SPORT/OFFROAD APPLICATION		YEAR	EXH PIPE GSKT
KE100A/B		76-01	16-4143
KM100A1~A7		76-81	16-5978
KL250 Super Sherpa		97-09	16-4143
KX250F 4-stroke		04-12	16-4136
KLX250 D-Tracker		98-07	16-4143
KLX250 D-Tracker X		08-10	16-4143
KLX250D1~D3 KLX250R		93-95	16-4143
KLX250E1~E5 KLX250SR		93-97	16-4143
KLX250F1~F4 KLX250ES		94-97	16-4143
KLX250W KLX250SF		09-10	16-4143
KLX250S Dual Sport		06-12	16-4143
KLX300A KLX300R		96-07	16-4143
SUZUKI® STREET APPLICATION		YEAR	EXH PIPE GSKT
AC50/AS50		1971	16-6063
TS50		71-74	16-6063
TM75		74-76	16-6063
TS75		75-77	16-6063
XN85-D Turbo		1983	16-6063
GP100C/N/TX		78-81	16-5974
TC120		1971	16-6063
GP125C		1978	16-5974
GN125Z/D		82-83	16-6063
GN125E		91-97	16-6063
T125		1971	16-6063
GT185		73-77	16-6063
SB200N/TX		79-81	16-5974
AN250 Burgman		98-08	16-6063

SUZUKI® STREET APPLICATION		YEAR	EXH PIPE GSKT
AN250 Skywave (all)		98-11	16-6063
GS250TT/TX		80-81	16-6063
SG250 Goose		1992	16-6063
UL250/U Gemma		08-10	16-6063
GS300LZ/LD/LF		82-85	16-6063
SG350N Goose		06-14	16-6063
AN400 Burgman		99-10	16-6063
AN400 Skywave (all)		00-10	16-6063
GN400T/XT/XX/TX/TZ		80-82	16-5974
GS400B/XB/C/XC		77-78	16-5974
GS400EC/ER		91,94	16-5974
GSR400/A		06-10	16-5994
GSX400E		1983	16-5974
GSX400FSV~K1 Inazuma		97-01	16-6063
GS425N/EN/LN		1979	16-5974
GS450ET/EX/EZ/ED		80-83	16-5974
GS450GA Automatic		82-83	16-5974
GS450GAF Automatic		1985	16-5974
GS450L		80-88	16-5974
GS450ST/SX Fairing		80-81	16-5974
GS450TX/TZ/TXZ/TXD		81-83	16-5974
GS500E/F		89-10	16-5974
GS550E/L		83-86	16-6063
GSF600/S Bandit		96-04	16-6063
GSR600		06-08	16-5994
GSX600F Katana		88-96	16-6063
GSX600F Katana		92-06	16-6063
GSX-R600		97-11	16-5994
AN650 Burgman		03-11	16-4144
DL650 V-Strom		04-11	16-4144
GR650D/XD Tempter		1983	16-5974
GS650EX/EZ		81-82	16-6063
GS650GX/GLX/GZ/GLZ		81-82	16-6063
GS650GD/GLD		1983	16-6063
GS650MD Katana		1983	16-6063
GSX650F		08-10	16-6063
LS650 Savage		86-12	16-5538
SFV650 Gladius		2009	16-4144
SV650 (all)		99-09	16-4144
XN85D Turbo		1983	16-6063
GS700EF/ESF		1985	16-6063
VS700 Intruder		86-87	16-5538
GS750B (8-valve)		77-79	16-5974
GS750E (16-valve)		78-83	16-5974
GS750LN/LT/LX		79-81	16-5974
GS750ED/ESD		1983	16-6063
GS750TZ/TD		82-83	16-5974
GS750SD Katana		1983	16-5974
VS750 Intruder		88-91	16-5538
GSX750F Katana		89-06	16-6063
GSX-R750G/H		86-87	16-6063
GSX-R750RG		1986	16-6063
GSX-R750		1990	16-6063
GSX-R750		96-10	16-5994
VS800 Intruder		92-09	16-5538
VX800		90-93	16-5538
VZ800 Marauder		97-04	16-5538
GS850G		79-83	16-5974
GS850GL		80-83	16-5974
GS1000C Chain Drive		78-80	16-5974
GS1000G Shaft Drive		80-81	16-5974
GS1000LN		1979	16-5974
GS1000SN/ST		79-80	16-5974
GS1000SZ Katana		1982	16-5974
GSX-R1000 /Z		01-06	16-5994
GSX-R1000		07-11	16-4144
GS1100E16 valve)		80-83	16-5974
GS1100G Chain Drive		82-83	16-5974
GS1100GK Shaft Drive		82-83	16-5974
GS1100LT (16 vlv)		1980	16-5974
GS1100SD Katana (16 vlv)		83,94	16-5974
GSX1100F Katana		88-93	16-6063

SUZUKI® STREET APPLICATION	YEAR	EXH PIPE GSKT
GSX1100G Shaft	1991	16-5536
GSX1100GN/GP	91-93	16-6063
GSX-R1100G/H/J	86-88	16-6063
GSX-R1100	89-92	16-5536
GSX-R1100W	93-98	16-5994
GSF1200S Bandit (all)	97-06	16-6063
GSF1250/S Bandit (all)	07-10	16-6063
GSF1250FA Traveller	10-11	16-6063
GSX1300BK/BKA B-King	08-09	16-4144
GSX1300R Hayabusa	99-11	16-4144
GSX1400	01-07	16-5994
VS1400 Intruder	87-09	16-5538

SUZUKI® ATV APPLICATION	YEAR	EXH PIPE GSKT
ALT50D	83-84	16-6063
OR50	79-80	16-6063
ALT125D~G	83-86	16-6063
LT125D~H Quadrunner	83-87	16-6063
ALT185	1985	16-6063
LT185	84-87	16-6063
LT-A400/F Eiger	02-11	16-6063
LT-A400F King Quad	08-11	16-6063
LT-Z400/Z	03-09	16-2459
LT-A450X King Quad	07-10	16-6063
LT-R450/Z	07-09	16-2490
LT-A500F	02-09	16-6063
LT-F500F	98-07	16-6063
LT-F500X/Xi/XP/XZ	09-11	16-6063
LT-A700X	02-07	16-2459
LT-A750X	08-11	16-2459

SUZUKI® DUAL STREET/OFFROAD APPLICATION	YEAR	EXH PIPE GSKT
DS80N~Y Mini	92-00	16-6063
JR80K1~K7 Mini	01-07	16-6063
RM85	01-09	16-5536
RM85 RM85L	02-10	16-5536
DS100C~X	78-81	16-5974
SP100D	1983	16-6063
TS100	73-81	16-5974
DR125	82-88	16-6063
DR125E	94-95	16-6063
DR125S	82-93	16-6063
DR125SER/S/T Jebel125	94-96	16-6063
DR-Z125	03-09	16-6063
DS125	79-81	16-5974
SP125	82-83	16-6063
SP125	86-88	16-6063
TS125C/N/T/X Duster	78-81	16-5974
TS125RK~RS	89-91	16-5974
DR250 Offroad	90-93	16-6063
DR250S Dual Sport	93-98	16-5536
DR250RX Djebel	00-06	16-6063
DR-Z 250	01-07	16-6063
DR350/S Dual Sport	91-93	16-6063
DR350/SE Dual Sport	94-00	16-5536
DR400 DR400S	80-81	16-5974
SP400T	1980	16-5974
DR-Z400 All	01-12	16-2459
RM-Z450	05-11	16-2490
DR500 SP500	81-83	16-5974
DR650S Dual Sport	90-95	16-5974
DR650S Dual Sport	96-11	16-4144

YAMAHA® STREET APPLICATION	YEAR	EXH PIPE GSKT
SR185 Exciter	81-82	16-6025
CP250 Morphous	06-08	16-5533
SR250G/H/J Exciter	80-82	16-6025
SR250TH Exciter II	1981	16-6025
SRX250T	1987	16-0180
FZR400U/SUC~A/SAC	88-90	16-5533

YAMAHA® STREET APPLICATION	YEAR	EXH PIPE GSKT
SR400/S	91-92	16-6024
XS400J/K Maxim	82-83	16-6025
XS400RJ/RK Seca	82-83	16-6025
XV400 Virago	89-94	16-6025
XVS400C Drag Star	00-10	16-6025
SR500E/F/G/H	78-81	16-6024
XJ500YL/YY/ZS T-MAX	09-10	16-0180
XV500K Virago	1983	16-6025
XV500SGC	1995	16-0180
XV535 Virago (all)	87-00	16-6025
XJ550H/J/K Maxim	81-83	16-0180
XJ550RH/RJ/RK Seca	81-83	16-0180
XZ550RJ/RK Vision	82-83	16-0180
FJ600L/LC/N/NC	84-85	16-0180
FZ6 /R	04-10	16-5533
FZ600S/SC/T/TC/U/UC	86-88	16-0180
FZR600W/WC/AC	89-99	16-5533
SRX600S/SC	06-08	16-5533
XJ600S Seca II	92-98	16-0180
YX600S Radian	86-90	16-0180
YZF600R	95-07	16-5533
YZF-R6	99-05	16-5533
YZF-R6S	06-09	16-5533
XJ650G/H/J/K Maxim	80-83	16-0180
XJ650LH Midnight Maxim	1981	16-0180
XJ650LJ/LK Seca Turbo	82-83	16-0180
XJ650RJ Seca	1982	16-0180
XS1/XS1B/XS2-650	70-72	16-6024
XS650 Vertical Twin (all)	75-83	16-6024
XVS650 V-Star (all)	98-11	16-0180
FZ700T/TC	1987	16-0180
FZX700 Fazer	86-87	16-0180
XJ700N Maxim	85-86	16-0180
XJ700XN Maxim X	85-86	16-0180
XV700 Virago	84-87	16-6062
FZ750 (all)	85-88	16-0180
FZR750RT/RU	87-88	16-0180
TX750 /A	73-74	16-6025
XJ750J/K Maxim	82-83	16-0180
XJ750MK Midnight	1983	16-0180
XJ750RH/RJ/RK Seca	81-83	16-0180
XS750D	1977	16-6025
XS7502D/E/F	77-79	16-6025
XS750SE/SF Special	78-79	16-6025
XV750 Virago (all)	81-97	16-6062
XS850 (all)	80-81	16-6025
XJ900RK Seca	1983	16-0180
XV920J/K Virago	82-83	16-6062
XV920MK Midnight	1983	16-6062
XV920RH/RJ	81-82	16-6062
XVS950 V-Star (all)	09-11	16-6062
FZR1000	87-95	16-5533
GTS1000A	93-94	16-6062
XV1000 Virago	84-85	16-5533
YZF1000RJ/RJC	1997	16-6025
FJ1100L/LC/N/NC	84-85	16-6025
XJ1100J Maxim	1982	16-6025
XS1100 (all)	78-81	16-6062
XV1100 Virago	86-99	16-6062
XVS1100 V-Star	99-09	16-6025
FJ1200 /A	86-93	16-6024
VMX12 V-Max	85-07	16-6024
XVZ12T Venture	83-84	16-6024
XVZ12D Venture Royale	83-89	16-6062
XVS13CA Stryker	2011	16-6062
XVS13A/C V-Star	07-11	16-6024
XVZ13T Venture	87-88	16-6024
XVZ13D Venture Royale	86-93	16-6024
XVZ13 Royal Star (all)	96-11	16-6062
XV1600 Road Star (all)	99-03	16-6062
XV1700 Road Star	04-11	16-6062
XV1700 Road Star Warrior	02-09	16-6062

YAMAHA® STREET APPLICATION	YEAR	EXH PIPE GSKT
XV19C XV1900 Raider	08-11	16-6062
XV1900 Roadliner	06-10	16-6062
XV1900 Stratoliner	06-11	16-6062

YAMAHA® DUAL SPORT/OFFROAD APPLICATION	YEAR	EXH PIPE GSKT
TZ80	83-85	16-0180
DT125	74-75	16-6025
TT-R125	00-07	16-0180
XT125J/K/KC	82-83	16-6025
BW200 Big Wheel	85-88	16-6025
TW200T Trailway	87-11	16-6025
XT200 Dual Sport	82-83	16-6025
TT-225	86-87	16-6025
TT-R225	99-04	16-6025
XT-225 Serow	92-07	16-6025
TTR-230	05-11	16-6025
TT250G/H/J	80-81	16-6025
WR250F	02-11	16-2480
XT250 Dual Sport	80-83	16-6025
XT250L/LC Dual Sport	1984	16-0180
XT250 Dual Sport	08-11	16-6024
YZ250F Four-stroke	01-11	16-2480
BW350T/U BigWheel	87-88	16-6024
TT350S/T	86-87	16-0180
XT350 Dual Sport	85-00	16-0180
TT500C/D/E/F/G/H	76-81	16-6024
XT500C/D/E/F/G/H	76-81	16-6024
XT500J/K	82-83	16-5533
TT600	83-86	16-5533
TX650/A	73-74	16-6024
XT600 Dual Sport	84-95	16-5553

YAMAHA® ATV/UTV APPLICATION	YEAR	EXH PIPE GSKT
YFM200DX Moto-4	86-89	16-6025
YFM225S/T/U Moto-4	86-88	16-6025
YTM225S/T/U Tri-Moto	83-86	16-6025
YFU1TW/W	1989	16-6025
YFB250 Timberwolf (all)	92-00	16-6025
YFM25RX Raptor 250	08-11	16-6024
YFM250B Bruin	05-06	16-6025
YFM250B Big Bear	07-09	16-6025
YFM250X Bear Tracker	99-04	16-6025
YFM250W/A/B Moto-4	89-91	16-6025
YFM350ER Moto-4 (all)	87-95	16-6024
YFM350F Big Bear (all)	87-99	16-6024
YFM350 Grizzly	07-11	16-6024
YFM35F Grizzly 350 4WD	07-11	16-6024
YFM350 Bruin	04-06	16-6024
YFM350 Raptor	04-11	16-6024
YFM350FX Wolverine (all)	95-09	16-6024
YFM350 Warrior	87-04	16-6024
YFP350U Terra pro	06-10	16-6024
YFM400 Big Bear (all)	00-11	16-6024
YFM4F Grizzly 400	07-08	16-6024
YFM400F Kodiak	93-98	16-6024
YFM45F Grizzly 450	07-11	16-6024
YFM450F Kodiak	03-06	16-6024
YFM450FX Wolverine	06-10	16-6024
YXR450 Rhino (all)	06-09	16-6024
YFM5F Grizzly 550	10-11	16-5533
YFM600F Grizzly (all)	98-01	16-5533
YFM660 Grizzly (all)	02-08	16-5533
YFM660R Raptor	01-05	16-5533
YXR660 Rhino (all)	04-07	16-5533
YFM7GX 700 Grizzly (all)	07-11	16-5533
YFM70RX 700 Raptor (all)	07-11	16-5533
YXR70F Rhino (all)	08-11	16-5533

EQUIPMENT & TOOLS

HARD PARTS

CARB & FUEL

IGNITION/ELECTRICAL

CONTROL

SUSPENSION

ACCESSORIES

MARINE

AUTOMOTIVE

EQUIPMENT & TOOLS

HARD PARTS

CARB & FUEL

IGNITION/ELECTRICAL

CONTROL

SUSPENSION

ACCESSORIES

MARINE

AUTOMOTIVE

HONDA® TAPPET COVERS

Our Made in Japan covers fit many popular models and are used as Tappet Covers, Crankcase Plugs, Drive Shaft Filler Covers, Gearcase Filler Covers, and Clutch Inspection Port Covers.

12-1552 Replaces 12361-300-000, Includes O-rings, # 91302-001-020 Sold pk/2,



HONDA® STREET APPLICATION	YEAR
C70 Passport	80-83
CB350F 4 cyl	73-74
CB/CL350 Twins	70-73
CB360 Twins	74-77
CB400F 4 cyl	75-77
CB500 Fours	71-73
CX500/C/TC/D/C	78-82
GL500 GL500I "Silver Wing"	71-73
VT500C "Shadow"	83-86
CB550F/K Fours	74-78
CX650T/C GL650/I "Silver Wing"	1983
NSA700A DN-1	2009
NT700V/VA	10-11
VF700C "Magna"	84,87
VF700S "Sabre"	84-85
VT700C "Shadow"	84-87
CB750A/F/K (SOHC)	69-78

HONDA® STREET APPLICATION	YEAR
CB750C/F/K/L/SC (DOHC)	79-82
VF750C "Magna"	82-88
VF750S V45 "Sabre"	82-83
VT750C/CA "Shadow Aero"	83,04-09
VT750C2/C2F "Shadow Spirit"	07-09
VT750C2B "Shadow Phantom"	10-11
PC800 Pacific Coast	89-98
VT800C "Shadow"	1988
CB900C/F (DOHC)	80-82
CB1000C (DOHC)	1983
GL1000 "Goldwing", Ltd	76-79
CB1100F Super Sports	1983
CBR1100XX Blackbird	97-03
GL1100 Goldwing (all)	80-83
VT1100 Shadow (all)	83-07
GL1200 Goldwing (all)	84-87
VT1300 Fury, Interstate, Saber (all)	10-11
VTX1300C/R/S/T	03-09
ST1300 ST1300A/P/PA	03-11
GL1500 Goldwing (all)	88-00
GL1500 Valkyrie	97-03
GL1800/A Goldwing	01-12
NRX1800 DA/EB Valkyrie Rune	04-05

HONDA® DUAL SPORT/OFFROAD APPLICATION	YEAR
CRF50F	04-12
XR50R	00-03
Z50A	76-78
Z50R	79-99
ZB50	1988
CRF70F	04-12
CT70	76-94
XL70	1976
XR70R	97-03
CT110 Trail	80-86
XL175	76-78
CR250R	92-01

HONDA® SCOOTER APPLICATION	YEAR
CHF50 Metropolitan (Scooter)	02-09
NPS50 Ruckus (Scooter)	03-11
NHX110 Elite (Scooter)	2010
CH250 Elite (Scooter)	85-90
CN250 Helix (Scooter)	86-08
NSS250 A/AS/S Reflex (Scooter)	01-07
PS250 Big Ruckus	05-06

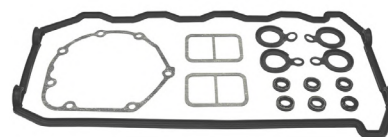
HONDA® ATV APPLICATION	YEAR
ATC70	78-85
TRX70 Fourtrax	86-87
TRX90 /EX/X	93-12
ATC125M	84-85
TRX125	85-86
ATC200ES	1984
TRX200	1984
ATC250ES "Big Red"	85-87
TRX250	85-01
TRX250EX/X "Sportrax"	01-11
TRX250TE/TM "Fourtrax Recon"	02-12
TRX300 TRX300FW "Fourtrax" 4x4	88-00
TRX350 "Fourtrax"	86-87
TRX350D	87-89
TRX350F/T "Fourtrax Rancher", 4wd	00-06
FL400R "Pilot"	89-90
TRX400FA/FGA "Fourtrax Rancher"	04-07
TRX400FW "Fourtrax Foreman"	95-03
TRX420FE/TE "Fourtrax Rancher ES"	07-12
TRX420TM "Fourtrax Rancher"	07-12
TRX420FM/FPM "Rancher"	07-12
TRX420FA/FPA/FPE "Rancher AT/ES"	09-12
TRX450ES/FE/FM/S "Foreman"	98-04
TRX500FM/FPM/FE/FPE "Foreman"	05-12
TRX500FA/FPA/FGA "Rubicon"	01-12
TRX500TM	05-06
TRX650FA/FGA "Fourtrax Rubicon"	03-05
TRX680FA/FGA "Fourtrax Rubicon"	06-12

VALVE ADJUSTMENT SERVICE KITS

Kits contain all parts required for valve adjustment. **Made in Japan.**

16-5433 VAK-1 21 piece kit

SUZUKI®	YEAR
GSX750FK/FL/FM/FN/FP Katana	89-93
GSX750FR/FS/FT/FV Katana	94-97
GSX-R750J/K	88-89
GSX1100FJ~FP Katana	88-93
GSX1100GM/GN/GP Shaft	91-93
GSX-R1100G/H/J/K/L/M/N	86-92



VALVE COVER BOLT SEALS

Sold pk/10. **Made in Japan.**



HONDA®		
15-0131	90541-195-670	XL/XR/CRF 80 & 100's
15-0137	90541-MB0-000	VF700C/F/S & GL1200/GL1500
15-7587	90541-371-000	CX500/CX650/GL1000/GL1100
15-0159	90543-MV9-670	CBR600F2/F3/F4/CBR/VTR1000
KAWASAKI®		
15-0139	92055-1352	ZX600/ZX750 Ninja ZX6 & ZX7 (all)
15-0149	92200-S015	KSF400/KLX400
SUZUKI®		
15-0139	K9205-51352	RM-Z250K4/K5
15-0149	09161-11008	GSX,GSX-R,RF,SV,TL

YAMAHA®		
15-0136	4BR-1111G-00	FJR,TT-R,XVZ13,YP,YZ-F,YZF
	4KG-1111G-00	
	5EA-1111G-00	
15-0141	5VY-1111G-00	FZ,FJR,WR,XTZ,YZ
15-0153	2GH-1111G-00-00	YZF600R/YZF750R (inner)
15-0154	4G0-1111G-00-00	XJ550/XJ750 (all)(inner)
15-0152	4U8-1112G-00-00	XJ550H Maxim 81-83 (outer)
		XJ550R Seca 81-83 (outer)
		XJ650 Maxim 82-83 (outer)
		XJ700N Maxim 85-86 (outer)
		XJ750J/K Maxim 82-83 (outer)
		XJ750R Seca 81-83 (outer)



VALVE COVER BOLT SEALS cont.

HONDA® STREET APPLICATION	YEAR	BOLT SEAL INNER
CB50R	2004	15-0159
NHX110 Elite	2010	15-0159
CM125	1990	15-7587
SH150I	2010	15-0159
CM185T Twinstar	78-79	15-7587
CM200T Twinstar	80-82	15-7587
CB250 Nighthawk	91-08	15-7587
CBR250R/RA	11-13	15-0159
CM250C Custom	82-83	15-7587
CMX250C Rebel	85-87	15-7587
CMX250C/CD Rebel	00-12	15-7587
CB400F CB1	89-90	15-0159
CMX450C Rebel 450	86-87	15-0159
CX500	78-82	15-7587
GL500TC Turbo	1982	15-7587
GL500 Silverwing	81-82	15-7587
VT500C Shadow	83-86	15-0137
VT500FT Ascot	83-84	15-0137
CB600F	04-06	15-0159
CBR600F/F2/F3/F4	87-06	15-0159
CBR600RR	03-12	15-0159
FSC600	02-10	15-0159
VT600C Shadow	88-07	15-0137
CX650C Custom	1983	15-7587
CX650T Turbo	1983	15-7587
GL650 Silver Wing	1983	15-7587
NT650 Hawk GT	88-91	15-0137
NSA700A DN-01	2009	15-0137
NT700V/VA	10-11	15-0137
VF700C Magna	84-87	15-0137
VF700F Interceptor	84-85	15-0137
VF700S Sabre	84-85	15-0137
VFR700F Interceptor	1986	15-0159
VFR700F2 Interceptor	86-87	15-0159
CB700SC	84-86	15-0159
CB750 Nighthawk	91-03	15-0159
RVF750R RC45	1994	15-0159
VF750C V45 Magna	82-83	15-0137
VF750C V45 Magna	1988	15-0137
VF750C Magna	94-03	15-0159
VF750C2 Deluxe	97-98	15-0159
VF750F Interceptor	83-84	15-0137
VF750S V45 Sabre	82-83	15-0137
VFR750F	90-97	15-0159
VFR750R (RC30)	1990	15-0159
VT750 Shadow (all)	01-11	15-0137
VFR800FI	98-09	15-0159
CB900F	02-07	15-0159
CBR900RR	93-99	15-0159
CBR929RR	00-01	15-0159
CBR959RR	02-03	15-0159
CB1000	94-95	15-0159
GL1000 Goldwing	75-79	15-7587
CBR1000F Hurricane	87-96	15-0159
CBR1000RR	04-12	15-0159
RVT1000R (RC51)	00-05	15-0159
VTR1000F Super Hawk	98-04	15-0159
VF1000F Interceptor	1984	15-0137
VF1000R	1985	15-0137
CBR1100/A	2013	15-0159
CBR1100XX Blackbird	97-03	15-0159
GL1100 Goldwing (all)	80-83	15-7587
ST1100A	91-02	15-0159
VF1100C V65 Magna	83-86	15-0137
VF1100S V65 Sabre	84-85	15-0137
GL1200 Goldwing (all)	84-87	15-0137
VFR1200F/FD	2010	15-0159
ST1300A/P/PA	03-11	15-0159

HONDA® STREET APPLICATION	YEAR	BOLT SEAL INNER
GL1500 Goldwing	88-00	15-0137
GL1500C Valkyrie	97-03	15-0137
GL1800/A	01-10	15-0159
NRX1800DA/DB/EA/EA	04-05	15-0159

HONDA® ATV	YEAR	BOLT SEAL
TRX450ER/R	04-09	15-0159

HONDA® OFFROAD	YEAR	BOLT SEAL
XR75	77-78	15-7587
CRF80F	04-13	15-0131
XL80S	80-85	15-0131

HONDA® OFFROAD	YEAR	BOLT SEAL
XR80/XR100	1979	15-7587
XR80	80-84	15-0131
XR80R	85-03	15-0131
CRF100F	04-13	15-0131
NSF100	2006	15-0131
XL100S	80-85	15-0131
XR100	81-84	15-0131
XR100R	85-03	15-0131
CRF150F	07-13	15-0159
CRF150R/RB	07-13	15-0159
CRF250R/X	04-12	15-0159
NX250	88-90	15-0159
CRF450R/X	02-12	15-0159
XL600V Transalp	89-90	15-0137

HONDA® WATERCRAFT	YEAR	BOLT SEAL
ARX1200 AquaTrax	02-07	15-0159
ARX1500 AquaTrax	08-09	15-0159

KAWASAKI® STREET	YEAR	BOLT SEAL
ZX600 Ninja ZX6	90-03	15-0139
ZX600 ZZR600	03-08	15-0139
ZX600 Ninja ZX-6R	95-08	15-0139
ZX600K Ninja ZX-6RR	03-06	15-0139
ZX636 Ninja ZX-6R	03-06	15-0139
ER650 ER-6n	06-08	15-0139
EX650 Ninja 650R	06-08	15-0139
KLE650 Versys	07-09	15-0139
ZR750 Z750/S	05-08	15-0139
ZX750F Ninja 750R	87-90	15-0139
ZX750 Ninja ZX-7	89-95	15-0139
ZX750 Ninja ZX-7R	91-03	15-0139
ZX750 Ninja ZX-7RR	96-97	15-0139
VN800 Vulcan	95-06	15-0139
VN900 Vulcan	06-12	15-0139
ZX900 Ninja ZX-9R	94-03	15-0139
ZR1000A1 Z1000	03-06	15-0139
ZX1000B Ninja ZX-10	88-90	15-0139
ZX1000 Ninja ZX-10R	04-10	15-0139
ZR1100 Zephyr	92-95	15-0139
ZR1100C ZRX1100	99-00	15-0139
ZX1100C Ninja ZX-11	90-01	15-0139
ZX1100 GPz	95-97	15-0139
ZR1200A ZRX1200	01-05	15-0139
ZX1200 Ninja ZX-12R	00-06	15-0139
ZX1200C ZZR1200	02-05	15-0139

KAWASAKI® ATV/UTV	YEAR	BOLT SEAL
KFX400	03-06	15-0149
KSF450 KFX450R	08-11	15-0139

KAWASAKI® DUAL SPORT/OFFROAD	YEAR	BOLT SEAL
KL250G Super Sherpa	00-03	15-0139
KLX250R	94-96	15-0139
KLX250S/SF	06-10	15-0139
KX250F Four-Stroke	04-12	15-0139
KLX300R	97-07	15-0139
KLX400 Dualsport	03-04	15-0149
KLX400B1 Offroad	03-04	15-0149

KAWASAKI® DUAL SPORT/OFFROAD	YEAR	BOLT SEAL
KLX450R	08-09	15-0139
KX450F Four-Stroke	06-12	15-0139
KLX650R	93-96	15-0139
KL650 KLR	96-07	15-0139
KLE650 Versys	07-10	15-0139
KLX650C Dualsport	93-96	15-0139

KAWASAKI® WATERCRAFT	YEAR	BOLT SEAL
JT1200 STX-12F	03-07	15-0139
JT1500 STX, Ultra	04-12	15-0139

SUZUKI® STREET	YEAR	BOLT SEAL
GSF400 Bandit	91-93	15-0149
GSF600S Bandit	96-03	15-0149
GSX-R600	92-05	15-0149
GSX600F Katana	88-06	15-0149
RF600R/RT	94-96	15-0149
DL650 V-Strom	04-06	15-0149
GSX750F Katana	89-06	15-0149
GSX-R750	86-05	15-0149
RF900RV	94-97	15-0149
GSX-R1000K	01-06	15-0149
DL1000 V-Strom	02-06	15-0149
SV1000/S	03-07	15-0149
TL1000R/S	97-03	15-0149
GSX1100F Katana	88-93	15-0149
GSX1100G Shaft	91-93	15-0149
GSX-R1100	86-98	15-0149
GS1150E	83-86	15-0149
GSF1200S Bandit	97-05	15-0149
GV1200GL Madura	85-86	15-0149
GSX1300R Hayabusa	99-07	15-0149
GV1400G Cavalcade	86-88	15-0149

SUZUKI® OFFROAD	YEAR	BOLT SEAL
RM-Z250K4/K5	04-05	15-0139
DR-Z400/E/S/SM	00-12	15-0149
RM-Z450/Z	05-07	15-0149

SUZUKI® ATV	YEAR	BOLT SEAL
LT-Z400/Z	03-07	15-0149
LT-R450/Z	06-09	15-0149
LT-A700X	05-07	15-0149

YAMAHA® STREET	YEAR	BOLT SEAL
CP250 Morphus	06-08	15-0136
SRX250T/TC	1987	15-0153
FZR400	88-90	15-0153
YP400 Majesty	05-13	15-0136
XJ550H/R Maxim/Seca	81-83	15-0154
XZ550R Vision	82-83	15-0154
FJ600	84-85	15-0154
FZ600	86-88	15-0154
FZR600	89-99	15-0153
FZ6-R	09-15	15-0141
FZ6S FZ-6	04-09	15-0136
XJ600S Seca	92-98	15-0136
YX600 Radian	86-89	15-0154
YZF600R	95-07	15-0153
YZFR-6	99-05	15-0136
YZFR-6S	06-09	15-0136
YZFR-6	06-13	15-0141
XJ650J/K Maxim	82-83	15-0154
FZ-07	2015	15-0141

EQUIPMENT & TOOLS

HARD PARTS

CARB & FUEL

IGNITION/ELECTRICAL

CONTROL

SUSPENSION

ACCESSORIES

MARINE

AUTOMOTIVE

CAM END RUBBER PLUGS

Made in Japan. Sold pk/4 and pk/10 as indicated.

KAWASAKI®		
15-7588	92066-017-(pk/4)	Z1/KZ900/ KZ1000 73-80
15-0121	92066-1552-(pk/4) 92066-1106 92066-1072	KZ1000/1100 late model

SUZUKI®		
15-0907	09241-23002- (pk/10)	GS550/650/750/850 /1000/1100

YAMAHA®		
15-0908	1J7-11138-00- 00-(pk/10)	XJ650/XJ750/XS750/ XS850/XS1100

KAWASAKI® APPLICATION	YEAR	CAM END PLUG
Z1/A/B-900	73-75	15-7588
KZ900A4/A5	76-77	15-7588
KZ900B1 LTD	1976	15-7588
KZ1000A1~A4 MKII	77-80	15-7588
KZ1000B1~B4 LTD	77-80	15-7588
KZ1000C1~C4 Police	78-81	15-7588
KZ1000D1 Z1R	1978	15-7588
KZ1000D3 Z1R	1980	15-7588
KZ1000E1/E2 Shaft ST	79-80	15-7588
KZ1000G1 LTD Classic	1980	15-7588
KZ1000J1/J2	81-82	15-0121
KZ1000K1/K2 LTD	81-82	15-0121
KZ1000M1/M2 CSR	81-82	15-0121
KZ1000P1~P24 Police	82-05	15-0121
KZ1100AI/A2/A3 Shaft	81-83	15-0121
KZ1100B1 GPz	1981	15-0121
KZ1100D1/D2 Spectre	82-83	15-0121
KZ1100L1 LTD Shaft	1983	15-0121
ZN1100BI/B2 LTD	84-85	15-0121

SUZUKI® STREET APPLICATION	YEAR	CAM END PLUG
GS250T	80-81	15-0907
GS300L	82-85	15-0907
GS400X	1977	15-0907

SUZUKI® STREET APPLICATION	YEAR	CAM END PLUG
GS425E/L	1979	15-0907
GS450	80-88	15-0907
GS550E/L/M/T	77-82	15-0907
GS650	81-83	15-0907
XN85D	1983	15-0907
GS750B/C/N	77-79	15-0907
GS750EC/EN	77-79	15-0907
GS750E	80-82	15-0907
GS750LN/LT/LX	79-81	15-0907
GS750TZ/TD	82-83	15-0907
GS750SD Katana	1983	15-0907
GS850GN~GLD	79-83	15-0907
GS1000C	78-79	15-0907
GS1000E	78-80	15-0907
GS1000LN/SN	1979	15-0907
GS1000G/GL	81-82	15-0907
GS1000SZ	79-82	15-0907
GS1100ET/EX	80-81	15-0907
GS1100ES	82-83	15-0907
GS1100G/GL	82-83	15-0907
GS1100LT	1980	15-0907
GS1100SD Katana	1983	15-0907

YAMAHA® APPLICATION	YEAR	CAM END PLUG
XS400J/K Maxim	82-83	15-0908
XS400R Seca	82-83	15-0908
XS2-D	1977	15-0908
XJ650 Maxim	80-81	15-0908
XJ650L Seca Turbo	82-83	15-0908
XJ650RJ Seca	1982	15-0908
XS750D/E/F	77-79	15-0908
XS750SE/SF Special	78-79	15-0908
XS850G/H/L/S	80-81	15-0908
XJ1100J Maxim	1982	15-0908
XS1100E	78-81	15-0908
XS1100L	80-81	15-0908
XS1100S	79-81	15-0908

VALVE COVER O-RING SEALS (SPARK PLUG HOLE)

KAWASAKI®		
15-0147	11009-1377. Pack of 10	
ZL900A1/A2 Eliminator	QTY. 4 REQUIRED	85-86
ZX900A1/A2/A3 Ninja	QTY. 4 REQUIRED	84-86
ZG1000 Concours	QTY. 4 REQUIRED	86-06
ZL1000A1 Eliminator	QTY. 4 REQUIRED	1987
ZX1000A1/A2 Ninja	QTY. 4 REQUIRED	86-87



HEAD GASKETS FOR KAWASAKI KZ1000

Designed to meet or exceed OEM specifications. Sold pk/2. **Made in Japan.**
NOTE: PK/2 GASKETS WILL DO ONE CYLINDER HEAD

KAWASAKI®		
16-2296	11004-1258, 11004-076	
KZ1000A1/A2		77-78
KZ1000A3/A3A/A4 MK II		79-80
KZ1000B1/B2/B3/B4 LTD		77-80
KZ1000C1~C4 Police		78-81
KZ1000D1 Z1		1978
KZ1000D3 Z1R		1980
KZ1000E1/E2 Shaft ST		79-80
KZ1000G1 Classic LTD		1980

16-2298	11004-1222	
KZ1000J1/J2/J3		81-83
KZ1000K1/K2 LTD		81-82
KZ1000M1/M2 CSR		81-82
KZ1000P1~P13 Police		82-05
KZ1000R1/R2 Replica		82-83



16-2298



EQUIPMENT & TOOLS

HARD PARTS

CARB & FUEL

IGNITION/ELECTRICAL

CONTROL

SUSPENSION

ACCESSORIES

MARINE

AUTOMOTIVE

CYLINDER HEAD COVER BOLT WASHERS

Sold pk/10. Made in Japan.



15-0149

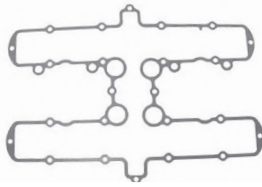
KAWASAKI® ATV/DUAL SPORT/OFFROAD APPLICATION	YEAR	QTY RQD.
15-0149	92200-S015	
KLX400 Dual Sport	03-04	2
KLX400B1 Offroad	03-04	2
KSF400A KFX400	03-06	2

SUZUKI® STREET APPLICATION	YEAR	QTY RQD.
15-0149	09161-11008	
AN400/S Burgman	04-06	
GSF400M/N/P	91-93	6
GSF600S Bandit	96-03	8
GSX600F Katana	88-05	8
GSX-R600	92-93	8
GSX-R600	97-04	6
RF600RR	94-96	8
SV650	99-07	2
GS700EF/ESF	1984	8
GV700G Madura	1985	12
GS750ED/ESD	1983	8
GSX750F Katana	89-97	8
GSX-R750RG	1986	8
GSX-R750G/H/J/K	86-89	8
GSX-R750L/M/N	90-92	6
GSX-R750W	93-03	6
RF900RR	94-97	8
RF900RZS	1995	8
DL1000 V-Strom	02-06	4
GSX-R1000	01-06	6
TL1000R	98-05	8
TL1000S	98-01	8
GSX1100F Katana	88-93	8
GSX1100G Shaft	91-93	8
GSX-R1100	86-88	8
GSX-R1100	89-92	8
GSX-R1100W	93-98	8
GS1150E	83-86	8
GSF1200S Bandit	97-04	8
GV1200GL Madura	85-86	12
GSX1300R Hayabusa	99-07	6
GV1400G Cavalcade	86-88	12
(all)		

SUZUKI® ATV/DUAL SPORT/OFFROAD APPLICATION	YEAR	QTY RQD.
15-0149	09161-11008	
DR-Z400/S/E/SM	00-07	2
LT-Z400	03-08	2
QuadSport		
RM-Z450Z	05-08	2
LT-Z450	06-07	2
QuadSport		
LT-Z700X	05-07	2

VALVE COVER GASKETS

Valve Cover Gaskets sold pk/2.



HONDA® STREET P/N	OEM REFERENCE
16-3749	12328-MG9-000
16-7580	12391-425-010
16-5801	12391-371-306

KAWASAKI® STREET P/N	OEM REFERENCE
16-5987	11009-1365
16-5790	11060-1537
16-5806	11060-1581
16-5807	11060-1605
16-5797	11060-1691

SUZUKI® STREET P/N	OEM REFERENCE
16-5782	11173-45004-H17
16-5783	11173-49004-H17
16-1878	11173-49022
16-6257	11173-49207-H17
16-1879	11173-49224-H17

YAMAHA® STREET P/N	OEM REFERENCE
16-5542	5WM-11193-00-00

HONDA® STREET APPLICATION	YEAR	VALVE CVR GSKT.
CB750C/F/K/SC (D.O.H.C.)	79-83	16-7580
CB900C Custom	80-82	16-7580
CB900F Super Sport	81-82	16-7580
CB1000C Custom	1983	16-7580
GL1000 Goldwing	75-79	16-5801
GL1000L Goldwing LTD	1976	16-5801
CB1100F Super Sport	1983	16-7580
GL1100 Goldwing	80-83	16-5801
GL1100A Aspencade	82-83	16-5801
GL1100I Interstate	80-83	16-5801
GL1200 Goldwing (all)	84-87	16-3749

KAWASAKI® STREET APPLICATION	YEAR	VALVE CVR GASKET
KZ650B3	1979	16-5790
KZ650C3 Custom	1979	16-5790
KZ650D2 SR	1979	16-5790
KZ650E1/F1	1980	16-5790
KZ650H1/H2 CSR	81-82	16-5790
KZ750E1/E2/E3	80-82	16-5790
KZ750H1/H2/H3 LTD	80-82	16-5790
Z1/A/B-900	73-75	16-5807
KZ900A4/A5	76-77	16-5807
KZ900B1 LTD	1976	16-5807
KZ1000A1/A2	77-78	16-5807
KZ1000A3/A4 MKII	79-80	16-5806
KZ1000B1/B2 LTD	77-78	16-5807
KZ1000B3/B4 LTD	79-80	16-5806
KZ1000C1 Police	1978	16-5807
KZ1000C2~C4 Police	79-81	16-5806
KZ1000D1 Z1R	1978	16-5807
KZ1000D3 Z1R	1980	16-5806
KZ1000E1/E2 Shaft ST	79-80	16-5806
KZ1000G1 LTD Classic	1980	16-5806
KZ1000J1/J2/J3	81-83	16-5797
KZ1000K1/K2 LTD	81-82	16-5797
KZ1000M1/M2 CSR	81-82	16-5797

KAWASAKI® STREET APPLICATION	YEAR	VALVE CVR GASKET
KZ1000P1~P21 Police	82-02	16-5797
KZ1000R1/R2 Replica	82-83	16-5797
KZ1100AI/A2/A3 Shaft	81-83	16-5797
KZ1100BI/B2 GPz	81-82	16-5797
KZ1100D1/D2 Spectre	82-83	16-5797
KZ1100L1 LTD Shaft	1983	16-5797
ZN1100BI/B2 LTD	84-85	16-5797
ZX1100AI/A2 GPz	83-84	16-5797

KAWASAKI® DUAL SPORT/ATV APPLICATION	YEAR	VALVE CVR GASKET
KL600A/B KLR600	84-86	16-5987
KL650A KLR650	87-07	16-5987
KL650B2/B3 Tengai	90-91	16-5987
KL650E KLR650	08-12	16-5987

SUZUKI® STREET APPLICATION	YEAR	VALVE CVR GASKET
GS750B/C/N/EC/EN	77-79	16-5782
GS750ET/EX	80-81	16-6257
GS750EZ	1982	16-1879
GS750LN	1979	16-5782
GS750LT/LX	80-81	16-6257
GS750TZ/TD	82-83	16-1879
GS750SD Katana	1983	16-1879
GS850GN~GLX	79-81	16-5782
GS1000C/EC/N	78-79	16-5783
GS1000EN/ET/ST	79-80	16-5783
GS1000SZ	1982	16-1879
GS1000LN/SN	1979	16-5783
GS1000GT~GLX	80-81	16-5783
GS1100ET/EX	80-81	16-6257
GS1100EZ/ED/ESD	82-83	16-1879
GS1100GZ~GLD	82-83	16-1878
GS1100GKZ~GKE	82-84	16-1878
GS1100LT	1980	16-6257
GS1100SD Katana	1983	16-1879

YAMAHA® STREET APPLICATION	YEAR	VALVE CVR GASKET
FJ1100L/LC/N/NC	84-85	16-5542
FJ1200	86-93	16-5542

11 PIECE GASKET HOLE PUNCHES

35-1808 Gasket Hole Punch Set



THREE BOND TB 1184 LIQUID GASKET

Semi-drying visco elastic sealer. Perfect product for sealing joint surfaces with large clearances. Special synthetic rubber provides excellent cushion to absorb vibrations and impacts without failure, especially where coolants are involved. Prevents leakage of water, oil, gasoline, and chemicals. Sold each. **NOTE: REPLACES TB1104&TB1194**



35-3388 3.5 oz. tube

EQUIPMENT & TOOLS

HARD PARTS

CARB & FUEL

IGNITION/ELECTRICAL

CONTROL

SUSPENSION

ACCESSORIES

MARINE

AUTOMOTIVE



K&L VALVE SHIM KITS

K&L has Valve shims for all major brands in kits and single size refills. Our shims "average" 47.0 compared to the 46.0 maximum on the Apparent Rockwell Hardness "C" scale

7.5MM SHIM KITS

All Kits Include five of each size in a storage box



13-7014

- 13-7013** 7.5MM Shim Starter Kit, 1.80 ~ 2.25
- 13-7014** 7.5MM Shim Starter Kit, 2.60 ~ 3.05
- 13-7015** 7.5MM Shim Starter Kit, 1.40 ~ 1.85
- 13-7016** 7.5MM Shim Starter Kit, 1.50 ~ 1.95

9.5MM SHIM KITS

All Kits Include five of each size in a storage box



13-7018

- 13-7017** 9.5MM Shim Starter Kit, 2.30 ~ 2.75
- 13-7018** 9.5MM Shim Starter Kit, 2.60 ~ 3.05
- 13-6837** 9.5MM Shim Starter Kit, 1.35 ~ 1.80
- 13-6836** 9.5MM Shim Starter Kit, 1.85 ~ 2.30

HONDA®		HONDA®	
NX250	88-90	VFR800FI	98-09
CRF250R	05-06	CBR900RR	93-99
NPS50	03-09	CBR929RR	00-01
CRF150	07-09	CBR959RR	02-03
CB400F CB1	89-90	CBR1100XX Blackbird	97-03
FSC600/A/D	02-10	ST1100/A	91-02
CBR600F2~F4 Hurricane	91-10	VFR1200F	2010
RVF750R RC45	1994	ARX1200 AquaTrax	02-07
VF750C/CD/C2 Magna	94-00	ST1300	03-11
VFR750F	90-97	GL1800 Goldwing	01-10
VFR750R RC30	1990	NRX1800 Valkyrie Rune	04-05
KAWASAKI®		KAWASAKI®	
KL250G Sherpa	00-04	KLE650 Versys	07-12
KLX250D2/D3/D4	94-96	EJ650 W650	00-02
KLX250S	06-12	ZX750 Ninja ZX-7	91-03
KLX300A2~A10	97-07	ZX7-R	
ZX600 Ninja ZX-6 ZZR	90-08	ZR750 Z750/S	05-10
ZX636 Ninja ZX-6R	03-06	ZX900Ninja ZX-9R	94-03
ER650J EN-6R	06-11	ZX1000 Ninja 1000	11-12
EX650 Ninja 650R	06-12	ZR1000 Z1000	03-12
SUZUKI®		SUZUKI®	
DR-Z250	01-07	GSX650F	08-09
RM-Z250	07-11	SV650/A/S/SA	99-08
AN400 Burgman	07-11	GSX-R750	93-11
GSX-R600WN/WP	92-93	RF900RR	94-97
GSX-R600	97-11	GSX-R1000	01-11
RF600RR	94-96	GSX-R1100WP~VWV	93-98
AN650 Burgman	03-11	GSF1250S/SA Bandit	07-09
DL650 V-Strom	04-11	GSX1250FAL1 Katana	2011
YAMAHA®		YAMAHA®	
PZ50 Phazer/Venture Lite	07-11	FZS1000 FZ1	01-10
YZ/WR250F Offroad	01-11	FZR1000	89-95
FZR400	88-90	FZ1	04-05
FZR600	89-99	GTS1000	92-93
XP500	09-10	RX10 RXW10	03-11
YFZ50RK	1998	Snowmobile	
YZF600R YZF-R6/S	95-10	SRT1000	03-06
FZ600S FZ6	04-10	YZF1000R YZF-R1	97-06
YZF750R	94-98	FX1000 Series	02-11
RS90G/LVector/Venture	09-11	Watercraft	
FZ1000	90-03	VX1100 SX230Watercraft	05-11

HONDA®		HONDA®	
CRF450R	02-10	TRX450R/ER Quad	04-09
RVT1000 RC51	00-06	CRF450X	05-09
VTR1000F Superhawk	98-05		
KAWASAKI®		KAWASAKI®	
KLX400R/SR	03-04	ZR1100C ZRX	99-00
KSF400A	03-06	ZX1100C/D Ninja ZX-11	90-01
KLX450A	08-12	ZX1100E/F GPz	95-97
KSF450AKFX450	08-12	JT1200A/B STX-12F	03-07
KX450D/E/F	06-12	ZR-1200A ZRX1200R	01-05
ZX750H Ninja ZX-7	89-90	ZX1200 Ninja ZX-12R	00-06
VN800A/B/C Vulcan	95-06	ZZR	
VN900 Vulcan	06-12	ZX1400 Ninja ZX-14R	06-11
ZX1000B Ninja ZX-10	88-90	JT1500 STX-15F/Ultra	04-12
SUZUKI®		SUZUKI®	
DR-Z400SY Dual Sport	00-09	DL1000 V-Strom	02-09
LT-Z400/Z QuadSport	03-11	SV1000/S	03-07
RM-Z450/Z RMX450	05-11	TL1000R/S	97-03
RMX450	2010	GSX-R1100M/N	91-92
LT-R450/Z QuadRacer	06-09	GSX1300B B-King	08-09
GSX600F Katana	88-97	GSX1300R Hayabusa	99-11
LT-A700X KingQuad	08-09	VLR1800 VZR Boulevard	06-11
GSX-R750	91-92	VZR1800 Hayabusa	08-11
LT-A750X KingQuad	08-11		
YAMAHA®		YAMAHA®	
CP250 Morphous	06-08	TDM850	92-93
TT250RL/RLC Offroad	1999	RS90 Nitro/Rage	05-07
TT-R250	99-06	RS90 Vector	05-09
WR400FK~FM Offroad	98-00	RS90 RST90 Venture	05-11
YP400 Majesty	05-10	VK10 Viking	06-11
YZ400FK/FL Offroad	98-99	YZFR1 R-1	07-11
YZ426FM~FP Offroad	00-02	FJR1300R	03-10
WR426FN/FP	01-02	VMX17 V-Max	09-10
WR450F	03-09	FX1800	08-11
YFZ450	04-09	FY1800	09-11
YFZ450R	09-11	GX1800	09-11
YFZ450X	08-11	SXT1800	10-11
YZ450F	03-11		

7.5 MM REPLACEMENT SHIMS

Sold pk/5

13-6725	1.30	13-6736	1.85	13-6747	2.40	13-6758	2.95
13-6726	1.35	13-6737	1.90	13-6748	2.45	13-6759	3.00
13-6727	1.40	13-6738	1.95	13-6749	2.50	13-6760	3.05
13-6728	1.45	13-6739	2.00	13-6750	2.55	13-6761	3.10
13-6729	1.50	13-6740	2.05	13-6751	2.60	13-6762	3.15
13-6730	1.55	13-6741	2.10	13-6752	2.65	13-6763	3.20
13-6731	1.60	13-6742	2.15	13-6753	2.70	13-6764	3.25
13-6732	1.65	13-6743	2.20	13-6754	2.75	13-6765	3.30
13-6733	1.70	13-6744	2.25	13-6755	2.80	13-6766	3.35
13-6734	1.75	13-6745	2.30	13-6756	2.85	13-6767	3.40
13-6735	1.80	13-6746	2.35	13-6757	2.90		

9.5MM REPLACEMENT SHIMS

Sold pk/5.

13-6797	1.35	13-6819	1.90	13-6779	2.45	13-6790	3.00
13-6798	1.40	13-6823	1.95	13-6780	2.50	13-6791	3.05
13-6799	1.45	13-6826	2.00	13-6781	2.55	13-6792	3.10
13-6800	1.50	13-6827	2.05	13-6782	2.60	13-6793	3.15
13-6803	1.55	13-6828	2.10	13-6783	2.65	13-6794	3.20
13-6804	1.60	13-6830	2.15	13-6784	2.70	13-6795	3.25
13-6814	1.65	13-6774	2.20	13-6785	2.75	13-6796	3.30
13-6815	1.70	13-6775	2.25	13-6786	2.80		
13-6816	1.75	13-6776	2.30	13-6787	2.85		
13-6817	1.80	13-6777	2.35	13-6788	2.90		
13-6818	1.85	13-6778	2.40	13-6789	2.95		



K&L VALVE SHIMS

K&L shims exceed the maximum of the Apparent Rockwell Hardness "C" scale. Our shims "average" 47.0 compared to the 46.0 maximum. Available in shop kits and individual sizes. K&L Shims are sold in convenient starter kits, with refills available for all individual sizes. (Sold in pk/ 5)

KAWASAKI 13MM DIAMETER

13-7006 Kawasaki 13mm Shim Starter Set (20 Shims)
Includes two each of the following sizes and a shim box
2.30, 2.40, 2.50, 2.55, 2.60, 2.70, 2.80, 2.90, 3.00, 3.10

KAWASAKI® (Shim under bucket models)		13MM REPLACEMENT SHIMS Sold pk/5.			
KZ550 (all)	81-84	13-7680	2.05	13-7691	2.60
ZX550 GPz	84-86	13-7681	2.10	13-7692	2.65
ZR550 Zephyr	90-93	13-7682	2.15	13-7693	2.70
KZ650	77-83	13-7683	2.20	13-7694	2.75
KZ700	1984	13-7684	2.25	13-7695	2.80
ZN700A LTD Shaft	84-85	13-7685	2.30	13-7696	2.85
KZ750 (all)	80-83	13-7686	2.35	13-7697	2.90
ZR750 ZR7 Zephyr	91-05	13-7687	2.40	13-7699	3.00
ZX750 GPz	83-85	13-7688	2.45	13-7701	3.10
ZR1100 Zephyr	92-95	13-7689	2.50		
ZX1100 GPz	83-85	13-7690	2.55		

HONDA / YAMAHA / TRIUMPH 25MM DIAMETER

13-7005 Honda/Yamaha/Triumph 25mm Shim Starter Kit (20 Shims)
Includes two each of the following sizes and a shim box
2.30, 2.40, 2.50, 2.55, 2.60, 2.70, 2.80, 2.90, 3.00, 3.10

HONDA®		25MM REPLACEMENT SHIMS Sold pk/5.			
CB750C/F/K/SC	79-83	13-7524	2.30	13-7626	2.80
CB900C/F	80-82	13-7525	2.35	13-7627	2.85
CB1000C/1100F	1983	13-7526	2.40	13-7628	2.90
CBX1047cc	79-82	13-7527	2.45	13-7629	2.95
YAMAHA®		13-7528	2.50	13-7630	3.00
SRX250T/TC	1987	13-7529	2.55	13-7631	3.05
XT250L/LC Dual	1984	13-7622	2.60	13-7632	3.10
TT350/XT350	86-00	13-7623	2.65		
XJ600 Seca II	92-98	13-7624	2.70		
XVZ12/ Venture	83-93	13-7625	2.75		
VMX12 V-Max	85-02				
FJ1100/FJ1200	84-93				
XVZ13Venture Royale	83-93				
XVZ1300 Royal Star	96-02				

TRIUMPH®
Watercooled three & four cylinder models

VALVE LAPPING TOOL

The ultimate vacuum stick for perfect surfaces on valves and valve seats. Interchangeable cups make unit suitable for use with virtually any size valve. Set includes vacuum stick, 3/4" and 1/4" rubber cups.

35-8998 Valve Lapping Tool



VALVE LAPPING TOOL SET

Features beaded wooden dowel for non-slip use and oil resistant rubber vacuum cups.

35-5920 Valve Lapping Tool Set



29.5 MM 29 MM 25 MM 13 MM

BMW / KAWASAKI / YAMAHA 29MM DIAMETER


13-7007 BMW/Kawasaki/Yamaha 29mm Shim Starter Kit (20 Shims)
Includes two each of the following sizes and a shim box
2.30, 2.40, 2.50, 2.55, 2.60, 2.70, 2.80, 2.90, 3.00, 3.10

KAWASAKI®		29MM REPLACEMENT SHIMS Sold pk/5.			
KL600A/B	84-86	13-7658	2.00		
KL650 KLR650	87-12	13-7659	2.05		
KLX650 KLX650R	93-96	13-7660	2.10		
Z1/KZ900	73-76	13-7661	2.15		
KZ1000J/K/M/R	77-83	13-7635	2.20		
KZ1000P Police	87-05	13-7636	2.25		
KZ1100/ZN1100	77-85	13-7637	2.30		
KZ1300	79-82	13-7642	2.35		
ZN1300 Voyager	83-88	13-7643	2.40		
BMW®		13-7644	2.45		
K-100		13-7645	2.50		
YAMAHA®		13-7646	2.55		
XS400J/K Maxim	82-83	13-7647	2.60		
XS400RJ/RK Seca	82-83	13-7648	2.65		
XJ550 Maxim/Seca	81-83	13-7649	2.70		
FJ600L/LC/N/NC	84-85	13-7650	2.75		
FZ600	86-88	13-7651	2.80		
YX600 Radian	86-90	13-7652	2.85		
XJ650 Maxim/Seca (all)	80-83	13-7653	2.90		
XJ700 Maxim (all)	82-86	13-7654	2.95		
XJ750 Maxim (all)	82-83	13-7655	3.00		
XJ750RH/RJ/RK Seca	81-83	13-7656	3.05		
XS750D/2D/E/F	77-79	13-7657	3.10		
XS750SE/SF Special	78-79				
XS850G/H/LG/LG/SG/SH 80-81	80-81				
XJ900RK Seca	1983				
XJ1100J Maxim	1982				
XS1100E/F/G/H	78-81				
XS1100LG/LH Midnight	80-81				
XS1100SF/SG/SH Special	79-81				

SUZUKI 29.5MM DIAMETER

13-7008 Suzuki 29.5mm Shim Starter Kit (20 Shims)
Includes two each of the following sizes and a shim box
2.30, 2.40, 2.50, 2.55, 2.60, 2.70, 2.80, 2.85, 2.90, 3.00

SUZUKI®		29.5MM REPLACEMENT SHIMS Sold pk/5.			
XN85	1983	13-7663	2.30	13-7670	2.65
GS400	77-78	13-7664	2.35	13-7671	2.70
GS425	1979	13-7665	2.40	13-7672	2.75
GS450	80-85	13-7666	2.45	13-7673	2.80
GS500	89-09	13-7667	2.50	13-7674	2.85
GS550	77-82	13-7668	2.55	13-7675	2.90
GR650D/XD Tempter	1983	13-7669	2.60	13-7677	3.00
GS650	81-83				
GS750	77-79				
GS850	75-83				
GS1000	78-81				
GS1100G/S	82-83				



CAMCHAIN TENSIONER TOOL
35-6601

EQUIPMENT & TOOLS

HARD PARTS

CARB & FUEL

IGNITION/ELECTRICAL

CONTROL

SUSPENSION

ACCESSORIES

MARINE

AUTOMOTIVE

EQUIPMENT & TOOLS

HARD PARTS

CARB & FUEL

IGNITION/ELECTRICAL

CONTROL

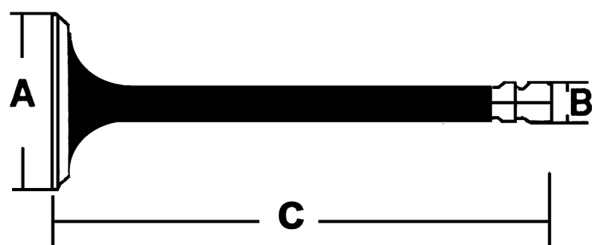
SUSPENSION

ACCESSORIES

MARINE

AUTOMOTIVE

ENGINE VALVE DIMENSIONS



HONDA®			
K&L	OEM Ref.P/N	(A) Head Dia.x (B) Stem Dia.x (C) Overall L	
14-1814	14721-429-000	30.00mm x 6.50-6.60mm x 89.60mm	
14-1815	14711-429-000	35.00mm x 6.50-6.60mm x 91.00mm	
14-4050	14711-437-000	30.00mm x 5.50mm x 92.00mm	
14-4051	14721-437-000	25.00mm x 5.50mm x 91.50mm	
14-4214	14711-028-000	27.00mm x 5.50mm x 68.00mm	
14-4215	14721-028-790	22.95mm x 5.50mm x 67.70mm	
14-4224	14711-087-000	25.00mm x 5.40mm x 64.30mm	
14-4225	14721-087-010	21.90mm x 5.40mm x 63.80mm	
14-6054	14711-300-005		
14-6055	14721-300-005		
14-6066	14711-MA4-770	25.00mm x 5.50mm x 90.00mm	
14-6067	14721-422-000	22.00mm x 5.50mm x 88.70mm	
14-6069	14711-371-000	38.00mm x 6.50mm x 102.30mm	
14-6070	14721-371-000	32.00mm x 6.50mm x 101.30mm	
14-6071	14711-438-000	26.00mm x 5.50mm x 90.00mm	
14-6072	14721-438-000	22.60mm x 5.50mm x 88.70mm	
14-6134	14711-HA5-013	31.00mm x 5.50mm x 93.07mm	
14-6135	14721-HA5-003	27.50mm x 5.50mm x 90.52mm	
14-6266	14711-HC4-003	32.00mm x 5.50mm x 91.30mm	
14-6267	14721-HA0-003	28.00mm x 5.50mm x 89.95mm	
14-6288	14711-HA0-003	32.00mm x 5.50mm x 91.30mm	
KAWASAKI®			
K&L	OEM Ref.P/N	(A) Head Dia.x (B) Stem Dia.x (C) Overall L	
14-1749	12004-1077	29mm x 5.5mm x 89mm	
14-4052	12004-1010	36.00mm x 7.00mm x 91.68mm	Uses Round Valve Keepers 14-4123
14-4074	12004-012	36.00mm x 7.00mm x 91.68mm	Uses Square Keepers Kaw 12011-002
14-4075	12005-005	31.00mm x 7.00mm x 99.00	Uses Square Keepers Kaw 12011-002
14-4076	12004-1013	37.00mm x 7.00mm x 90.64mm	
14-4077	12005-1011	32.00mm x 7.00mm x 89.14mm	
14-4080	12004-1058	34.00mm x 7.00mm x 93.00mm	
14-6098	12004-1082	32.00mm x 5.50mm x 86.70mm	
14-6100	12005-1093	28.00mm x 5.50mm x 85.50mm	
YAMAHA®			
K&L	OEM Ref.P/N	(A) Head Dia.x (B) Stem Dia.x (C) Overall L	
14-5181	36Y-12121-00-00	24.24mm x 5.50mm x 93.93mm	
14-4060	5H0-12111-00-00	34.00mm x 6.00mm x 93.90mm	
14-4064	5H0-12121-00-00	28.50mm x 6.00mm x 92.60mm	

VALVE STEM SEALS

Valve Stem Seals are sold pk/10. Made in Japan.



HONDA®	
14-1820	12209-KT7-013/12208-ML0-721/12209-ML0-722
14-6251	12209-428-003/12209-KL4-005/12209-422-005/12208-MC0-003
14-7584	12209-300-003
KAWASAKI®	
14-3606	92049-5006
14-3607	92049-1218
14-6060	92049-1153
14-6388	92049-016
14-6068	92049-1349
SUZUKI®	
14-1824	09289-04002
14-3606	09289-05011/09289-05010
14-6068	K9204-91349
14-6386	09289-07002
14-6387	09289-05015/09289-05003
YAMAHA®	
14-1818	5Y1-12119-00-00/30X-12119-00-00
14-5443	1WG-12119-00-00
14-6057	1J7-12119-01-00/MO1-12129-00
14-6059	5H0-12119-00-00
14-6390	1HX-12119-00-00/4TV-12119-00-00
14-5447	4SV-12119-00-00

KWIKLOADER VALVE KEEPER TOOL SET

The Kwik-Loader cuts valve installation and removal time drastically. It's compact and easy to use design replaces bulky C-clamp style compressors.

35-3568 Kwikloader Valve Keeper Tool Set



VALVE KEEPERS

Valve Keepers are sold pk/25. Made in Japan.

HONDA®	
14-1750	14781-107-003 (sold each)
KAWASAKI®	
14-4123	12011-004



ENGINE VALVES, VALVE STEMS SEALS & KEEPERS

Made to meet or exceed OEM specifications. **Made in Japan.**

NOTE: ENGINE VALVES ARE SOLD EACH. VALVE STEM SEALS ARE SOLD PK/10. VALVE KEEPERS ARE SOLD PK/25. *EXCEPT 14-1750* SOLD EACH



HONDA® STREET APPLICATION	YEAR	INTAKE VALVE	EXHST. VALVE	VALVE STEM SEAL	VALVE KEEPER
C70 Passport	80-81	14-4224	14-4225	—	—
C70 Passport	80-81	14-4224	14-4225	—	—
C70M/K1	70-73	14-4224	14-4225	—	—
CL70/K1/K2/K3	69-73	14-4224	14-4225	—	—
CL90	67-70	14-4214	14-4215	—	—
CB/CL100	70-73	—	—	14-6251	14-1750*
CBR250R/RA	11-13	—	—	14-1820	—
NSF100	2006	—	—	14-6251	14-1750*
CB125S/TT	73-79	—	—	14-6251	14-1750*
CB125S /TT	80-85	—	14-4051	14-6251	14-1750*
CL125S/S1	73-74	—	—	14-6251	14-1750*
CM185T Twinstar	78-79	—	—	14-6251	14-1750*
CM200T Twinstar	80-82	—	—	14-6251	14-1750*
CB250 Nighthawk	91-08	—	—	14-6251	14-1750*
CM250C	82-83	—	—	14-6251	14-1750*
CMX250C/CD Rebel	85-87	—	—	14-6251	14-1750*
CMX250C/C2 Rebel	96-09	—	—	14-6251	14-1750*
CB350F/F1 (4 cylinder) 6	72-74	—	—	—	14-1750*
CB400A Automatic	1978	—	—	14-6251-In	14-1750*
				14-7584-Ex	—
CB400T/T1/TII Hawk	78-81	—	—	14-6251-In	14-1750*
				14-7584-Ex	—
CB400F Super Sport	75-77	—	—	—	14-1750*
CM400A/C/E/T	79-81	—	—	14-6251-In	14-1750*
CB450SC Nighthawk	82-86	—	—	14-6251-In	14-1750*-In
CB450T Hawk	1982	—	—	14-6251-In	14-1750*-In
CM450A/C/E	82-83	—	—	14-6251-In	14-1750*-In
CMX450	86-87	—	—	14-6251	—
CB500/K1/K2	71-73	—	—	—	14-1750*
CB500F/FA	2013	—	—	14-1820	—
CBR500R/RA	2013	—	—	14-1820	—
CX500/C /D/TC	78-82	—	—	14-7584	—
FT500 Ascot	82-83	14-1815	14-1814	—	—
GL500/I Silverwing	81-82	—	—	14-7584	—
VT500C Shadow	83-86	—	—	14-6251	—
VT500FT Ascot	83-84	—	—	14-6251	—
CB550F Super Sport	75-77	—	—	—	14-1750*
CB550/K1/K	74-78	—	—	—	14-1750*
CB600F	04,06	—	—	14-1820	—
CBR600F/RR/SE/SJR	91-06	—	—	14-1820	—
CBR600F2/F3/F4	91-06	—	—	14-1820	—
VT600C/CD/CD2 Shadow	88-07	—	—	14-6251	—
CBR600RR	03-04	—	—	14-6251	—
CB650	79-82	—	—	—	14-1750*
CB650C Custom	80-81	—	—	—	14-1750*
CB650SC Nighthawk	1982	—	—	—	14-1750*
CX650C/T Custom/Turbo	1983	—	—	14-7584	—
GL650/I Interstate	1983	14-6054	—	14-7584	—
NT650 Hawk GT	88-91	—	—	14-6251	—
NSA700 DN-1	2009	—	—	14-6251	—
NT700V/VA	2010	—	—	14-6251	—
VF700C/F/S	84-85	—	—	14-6251	—
VFR700F/F2 Interceptor	86-87	—	—	14-6251	—
VT700C Shadow	84-87	—	—	14-7584	—
CB750A Automatic	76-77	14-6054	14-6055	14-7584	—
CB750A Automatic	1978	—	—	14-7584	—
CB750C Custom	80-83	14-6066	14-6067	14-6251	14-1750*

HONDA® STREET APPLICATION	YEAR	INTAKE VALVE	EXHST. VALVE	VALVE STEM SEAL	VALVE KEEPER
CB750F Super Sport	75-76	14-6054	14-6055	14-7584	—
CB750F Super Sport	77-78	—	—	14-7584	—
CB750F Super Sport	79-82	14-6066	14-6067	14-6251	14-1750*
CB750K	69-70	—	—	14-7584	—
CB750K	71-77	14-6054	14-6055	14-7584	—
CB750K	1978	—	—	14-7584	—
CB750K	79-82	—	14-6067	14-6251	14-1750*
CB750L LTD	1979	14-6066	14-6067	14-6251	14-1750*
CB750SC Nighthawk	82-83	14-6066	14-6067	14-6251	14-1750*
VF750C V45 Magna	82-83	—	—	14-6251	14-1750*
VF750C V45 Magna	1988	—	—	14-6251	—
VF750F Interceptor	83-84	—	—	14-6251	—
VF750S V45 Sabre	82-83	—	—	14-6251	14-1750*
VT750C Shadow	1983	—	—	14-7584	—
VT750C Shadow	98-10	—	—	14-6251	—
VT800C Shadow	1988	—	—	14-7584	—
CB900C Custom	80-82	14-6071	14-6072	14-6251	14-1750*
CB900F Super Sport	81-82	14-6071	14-6072	14-6251	14-1750*
CB1000	1994	—	—	14-6251	—
CB1000C Custom	1983	14-6071	14-6072	14-6251	14-1750*
CBR1000F Hurricane	87-96	—	—	14-6251	—
CBR1000RA	04-10	—	—	14-1820	—
CBR1000RR	04-07	—	—	14-1820	—
CBX 6 cyl. Super Sport	79-82	14-6066	14-6067	14-6251	14-1750*
GL1000 Gold Wing	75-79	14-6069	14-6070	14-7584	—
GL1000L LTD	1976	14-6069	14-6070	14-7584	—
VF1000F Interceptor	1984	—	—	14-6251	—
VF1000R	85-86	—	—	14-6251	—
CB1100F Super Sport	1983	14-6071	14-6072	14-6251	14-1750*
GL1100 Gold Wing	1980	14-6069	14-6070	14-7584	—
GL1100 Gold Wing	81-82	14-6069	—	14-7584	—
GL1100 Gold Wing	1983	—	—	14-7584	—
GL1100A Aspencade	1982	14-6069	—	14-7584	—
GL1100A Aspencade	1983	—	—	14-7584	—
GL1100I Interstate	1980	14-6069	14-6070	14-7584	—
GL1100I Interstate	81-82	14-6069	—	14-7584	—
GL1100I Interstate	1983	—	—	14-7584	—
VF1100C V65 Magna	83-86	—	—	14-6251	—
VF1100S V65 Sabre	84-85	—	—	14-6251	—
VT1100C Shadow	87-90	—	—	14-7584	—
VT1100C-C2-2/T Shadow	92-98	—	—	14-7584	—
GL1200 Gold Wing	1984	—	—	14-7584	—
GL1200A Aspencade	84-87	—	—	14-7584	—
GL1200I Interstate	84-87	—	—	14-7584	—
GL1200L Limited	1985	—	—	14-7584	—
GL1200SEi Aspencade	1986	—	—	14-7584	—
GL1500A Goldwing	88-90	—	—	14-6251	—
GL1500I GL Interstate	91-96	—	—	14-6251	—
GL1500SE GoldwingSE	90-00	—	—	14-6251	—
GL1500C Valkyrie	97-03	—	—	14-6251	—
GL1500CF Valkyrie Interstate	97-01	—	—	14-6251	—

HONDA® ATV APPLICATION	YEAR	INTAKE VALVE	EXHST. VALVE	VALVE STEM SEAL	VALVE KEEPER
ATC70	79-85	14-4224	14-4225	—	—
TRX70 Fourtrax 70	86-87	14-4224	14-4225	—	—
ATC90/K1~K3	70-75	14-4214	14-4215	—	—
ATC90	76-78	14-4214	14-4215	—	—
ATC110	79-85	14-4214	14-4215	—	—
ATC125M	84-85	—	—	14-6251	14-1750*
ATC125M	86-87	—	—	14-6251	—
TRX125 Fourtrax 125	85-86	—	—	14-6251	14-1750*
TRX125 Fourtrax 125	87-88	—	—	14-6251	—
ATC185/ATC185S	80-83	14-4050	14-4051	14-6251	14-1750*
ATC200 /S/M	81-86	14-4050	14-4051	14-6251	14-1750*
ATC200E/ES Big Red	82-84	14-4050	14-4051	14-6251	14-1750*
ATC200M	84-85	14-4050	14-4051	14-6251	14-1750*
ATC200X	83-85	14-4050	14-4051	14-6251	14-1750*
ATC200X	86-87	—	—	14-6251	—
TRX200 Fourtrax 200	1984	14-4050	14-4051	14-6251	14-1750*
TRX200 Fourtrax 200	90-91	—	—	14-6251	—
TRX200 FourtraxType II	91-97	—	—	14-6251	—

EQUIPMENT & TOOLS

HARD PARTS

CARB & FUEL

IGNITION/ELECTRICAL

CONTROL

SUSPENSION

ACCESSORIES

MARINE

AUTOMOTIVE

EQUIPMENT & TOOLS	HONDA® ATV APPLICATION					
	YEAR	INTAKE VALVE	EXHST. VALVE	VALVE STEM SEAL	VALVE KEEPER	
	TRX200SX Fourtrax	86-88	—	—	14-6251	—
	ATC250ES Big Red	85-87	14-6288	14-6267	14-6251	—
	ATC250SX	85-87	14-6288	—	14-6251	—
	TRX250 Fourtrax 250	85-87	14-6288	—	14-6251	—
	TRX250 Recon	97-02	—	—	14-6251	—
	TRX250EX Sportrax	01-08	—	—	14-6251	—
	TRX250TE Recon ES	02-03	—	—	14-6251	—
	TRX250TE/TM	02-12	—	—	14-6251	—
	TRX250X	09-12	—	—	14-6251	—
	TRX250X Fourtrax	87-88	—	—	14-6251	—
	TRX250X Fourtrax	91-92	—	—	14-6251	—
	TRX300 Fourtrax 300	88-00	14-6266	—	14-6251	—
	TRX300EX Fourtrax 300	93-00	—	—	14-6251	—
	TRX300EX Sportrax 300	01-08	—	—	14-6251	—
	TRX300FW Fourtrax 4x4	1988	14-6266	—	14-6251	—
	TRX300FW Fourtrax 4x4	90-00	14-6266	—	14-6251	—
	TRX300X	2009	14-6119	—	14-6251	—
	ATC350X	85-87	14-6134	—	14-6251	—
	TRX350TE/TM/FE/FM	00-06	—	—	14-6251	—
	TRX350 Fourtrax 4wd	86-87	14-6134	—	14-6251	—
	TRX350D Foreman	87-89	14-6134	—	14-6251	—
	TRX400EX Fourtrax	99-00	—	—	14-6251	—
	TRX400EX Sportrax	01-03	—	—	14-6251	—
	TRX400F Foreman	95-03	—	—	14-6251	—
	TRX400X	09-12	—	—	14-6251	—
	TRX450S/ES Foreman S	98-01	—	—	14-6251	—
	TRX450ER/R	06-09	—	—	14-6251	—
	TRX450FE/FM	02-04	—	—	14-6251	—
	TRX500FA Rubicon	01-09	—	—	14-6251	—
	TRX650FA Rubicon	03-05	—	—	14-6251	—
	TRX680FA Rubicon	06-09	—	—	14-6251	—
HARD PARTS	HONDA® DUAL SPORT/OFFROAD APPLICATION					
	YEAR	INTAKE VALVE	EXHST. VALVE	VALVE STEM SEAL	VALVE KEEPER	
	L70/K1/K2	71-73	14-4224	14-4225	—	—
	XL70/K1	74-76	14-4224	14-4225	—	—
	XL75	77-79	—	—	14-6251	14-1750*
	XR75/K1/K2 & XR75	73-78	—	—	14-6251	14-1750*
	CRF80F	04-12	—	—	14-6251	14-1750*
	XL80S	80-85	—	—	14-6251	14-1750*
	XR80	79-84	—	—	14-6251	14-1750*
	XR80R	85-03	—	—	14-6251	14-1750*
	CT90/K1~K6 Trail 90	66-75	14-4214	14-4215	—	—
	CT90 Trail 90	76-79	14-4214	14-4215	—	—
	SL90 Motosport 90	1969	14-4214	14-4215	—	—
	ST90/K1/K2	73-75	14-4214	14-4215	—	—
	CRF100F	04-12	—	—	14-6251	14-1750*
	SL100/K1/K2/K3	70-73	—	—	14-6251	14-1750*
	XL100/K1 & XL100/S	74-85	—	—	14-6251	14-1750*
	XR100 /R	81-03	—	—	14-6251	14-1750*
	CT110 Trail 110	80-86	—	—	14-6251	14-1750*
	CT125 Trail 125	1977	—	—	14-6251	14-1750*
	NX125	88-90	—	—	14-6251	—
	SL125/K1/K2 Motosport	71-73	—	—	14-6251	14-1750*
	TL125/K1/K2/S Trials	73-76	—	—	14-6251	14-1750*
	XL125/K1	74-75	—	—	—	14-1750*
	XL125	76-78	—	—	14-6251	14-1750*
	XL125S	79-84	14-4050	14-4051	14-6251	14-1750*
	XL125S	1985	—	14-4051	14-6251	14-1750*
	SL175K	70-72	—	—	—	—
	XL185S	79-83	14-4050	14-4051	14-6251	14-1750*
	XR185	1979	14-4050	14-4051	14-6251	14-1750*
	TLR200 Reflex	86-87	—	—	14-6251	14-1750*
	TR200 Fatcat	86-87	—	—	14-6251	—
	XL200R	83-84	14-4050	14-4051	14-6251	14-1750*
	XR200	80-84	14-4050	14-4051	14-6251	14-1750*
	XR200R	81-83	14-4050	14-4051	14-6251	14-1750*
	XR200R	84-85	—	—	14-6251	—
	XR200R	86-02	14-4050	14-4051	14-6251	14-1750*
	CRF230	03-09	—	—	14-6251	—
	TL250 Trials	75-76	—	—	—	14-1750*

EQUIPMENT & TOOLS	HONDA® DUAL SPORT/OFFROAD APPLICATION					
	YEAR	INTAKE VALVE	EXHST. VALVE	VALVE STEM SEAL	VALVE KEEPER	
	XL250/K1 Motosport	72-76	—	—	—	14-1750*
	XL250S	78-81	—	—	14-6251	14-1750*
	XL250R	82-83	—	—	14-6251	14-1750*
	XL250R	84-87	—	—	14-6251	—
	XR250L	91-96	—	—	14-6251	—
	XR250	79-80	—	—	14-6251	14-1750*
	XR250R	81-82	—	—	14-6251	14-1750*
	XR250R	84-95	—	—	14-6251	—
	XL350K	74-78	—	—	—	14-1750*
	XL350R	84-85	—	—	14-6251	—
	XR350R	83-85	—	—	14-6251	—
	CRF450R	02-08	—	—	14-6251	—
	CRF450X	05-09	—	—	14-6251	—
	XR400R	96-04	—	—	14-6251	—
	XL500S/R	79-82	14-1815	14-1814	—	—
	XR500/R	79-82	14-1815	14-1814	—	—
	XL600V Transalp	89-90	—	—	14-6251-IN	—
HARD PARTS	KAWASAKI® STREET APPLICATION					
	YEAR	INTAKE VALVE	EXHST. VALVE	VALVE STEM SEAL	VALVE KEEPER	
	AN112D2~DBF AN112	03-11	—	—	14-6068	—
	AX125 Fury125R	2010	—	—	14-6068	—
	BN125A4~A9F Eliminator	01-09	—	—	14-6068	—
	EL250B2/B3 Eliminator	88-89	—	—	14-3607	—
	EL250E1~E4 Eliminator	91-94	—	—	14-3607	—
	EX250E/F1~F7F Ninja	86-07	—	—	14-3607	—
	EX250 Ninja 250R	08-10	—	—	14-6068	—
	EX250JBF/JCF Ninja 250R	11-12	—	—	14-6068	—
	KLX250W KLX250SF	09-10	—	—	14-6068	—
	KZ250D1/D2 LTD & CSR	80-81	—	—	14-6388	14-4123
	KZ250L1 CSR	1982	—	—	14-6388	14-4123
	KZ250W1 LTD	1983	—	—	14-6388	14-4123
	KZ400A/B/C/D	74-79	—	—	14-6388	14-4123
	KZ400H1 LTD	1979	—	—	14-6388	14-4123
	KZ400S/S2/S3 Special	75-77	—	—	14-6388	14-4123
	KZ440A/D LTD LTD Belt	80-83	—	—	14-6388	14-4123
	KZ440B1/B2 /G2	80-82	—	—	14-6388	14-4123
	EN450A LTD454	85-90	14-1749	—	—	—
	EN500A1~A7 Vulcan	90-96	14-1749	—	—	—
	EN500C1~C10 Vulcan Ltd	96-05	14-1749	—	—	—
	ER500A/C ER5	99-02	14-1749	—	—	—
	EX500A1~A7 Ninja 500R	87-93	14-1749	—	—	—
	EX500D1~D11 Ninja 500R	94-04	14-1749	—	—	—
	KZ550A1~A4	80-83	—	—	14-6060	—
	KZ550C1~C4 LTD	80-83	—	—	14-6060	—
	KZ550D1 GPz	1981	—	—	14-6060	—
	KZ550F1 Spectre	1983	—	—	14-6060	—
	KZ550F2/M1 LTD	83-84	—	—	14-6060	—
	KZ550H1/H2 GPz	82-83	—	—	14-6060	—
	ZR550B1~B4	90-93	—	—	14-6060	—
	ZX550A1/A2/A3 GPz	84-86	—	—	14-6060	—
	ZL600A1/A2 Eliminator	85-86	—	—	14-3607	—
	ZL600B2/B3 Eliminator	96-97	—	—	14-3607	—
	ZX600A1~A3 Ninja 600R	85-97	—	—	14-3607	—
	ZX600B1 Ninja 600RX	1987	—	—	14-3607	—
	ZX600C1~C10 Ninja 600R	88-97	—	—	14-3607	—
	ZX600D1~D4 Ninja ZX-6	90-93	—	—	14-6068	—
	EJ650A1/A4 W650	00-02	—	—	14-6068	—
	ER650A ER-6N	06-11	—	—	14-6068	—
	EX650A Ninja 650R	06-12	—	—	14-6068	—
	KZ650B/C/D/E/F	77-80	—	—	14-6388	14-4123
	KZ650H1 CSR	1981	—	—	14-6388	14-4123
	KZ650H2/H3 CSR	82-83	14-4080	—	14-6388	14-4123
	KZ700A1	1984	—	—	14-6388	14-4123
	ZN700A/A2 LTD	84-85	14-4080	—	14-6388	14-4123
	KZ750E1/E2/E3/L3	80-83	14-4080	—	14-6388	14-4123
	KZ750F1 LTD Shaft	1983	14-4080	—	14-6388	14-4123
	KZ750H1~H4 LTD	80-83	14-4080	—	14-6388	14-4123
	KZ750N1/N2 Spectre	82-83	14-4080	—	14-6388	14-4123
	KZ750RI GPz	1982	14-4080	—	14-6388	14-4123
	ZR750C1/C2/C3	91-93	14-4080	—	14-6388	14-4123

	EQUIPMENT & TOOLS					
	SUZUKI® STREET APPLICATION	YEAR	INTAKE VALVE	EXHST. VALVE	VALVE STEM SEAL	VALVE KEEPER
	AN400/S Burgman	03-06	—	—	14-3606	—
	AN400 Burgman	07-08	—	—	14-1824	—
	AN400 Burgman	09-11	—	—	14-1824	—
	GN400T/TX/TZ	80-82	—	—	14-6386	—
	GN400XT/XX	80-81	—	—	14-6386	—
	GS400B/XB/C/XC	77-78	—	—	14-6386	—
	GSF400M/N/P Bandit	91-93	—	—	14-1824	—
	GS425N/EN/LN	1979	—	—	14-6386	—
	GS450 (all)	80-88	—	—	14-6386	—
	GS500E/F	89-09	—	—	14-6386	—
	GS550B/C~ET	77-80	—	—	14-6386	—
	GS550LN/LT	79-80	—	—	14-6386	—
	GS550LX/LZ	81-82	—	—	14-6386	—
	GS550MZ Katana	1982	—	—	14-6386	—
	GS550TX	1981	—	—	14-6386	—
	GSF600ST~SY/K2 Bandit	96-03	—	—	14-3606	—
	GSX600F Burgman	88-96	—	—	14-3606	—
	GSX600F Katana	97-06	—	—	14-3606	—
	GSX-R600WN/WP	92-93	—	—	14-1824	—
	GSX-R600	97-12	—	—	14-1824	—
	RF600RR/RS/RT	94-96	—	—	14-1824	—
	AN650 Burgman	03-11	—	—	14-1824	—
	DL650A V-Strom	04-12	—	—	14-1824	—
	GS650	81-83	—	—	14-6386	—
	GS650D/MD Katana	1983	—	—	14-6386	—
	GSX650F Katana	08-09	—	—	14-1824	—
	LS650 Savge	95-12	—	—	14-6386	—
	LS650F/P	86-88	—	—	14-6386	—
	LS650F/P	95-04	—	—	14-6386	—
	LS650L1	2011	—	—	14-6386	—
	SFV650 Gladius	2009	—	—	14-1824	—
	SV650S	99-08	—	—	14-1824	—
	XN85D Turbo	1983	—	—	14-6386	—
	GS700E/ES/	1985	—	—	14-6387	—
	GV700 Madura	1985	—	—	14-6387	—
	VS700 Intruder	86-87	—	—	14-6387	—
	GS750B/C~LN	77-79	—	—	14-6386	—
	GS750E/ES	80-83	—	—	14-6387	—
	GS750LT/LX	80-81	—	—	14-6387	—
	GS750SD Katana	1983	—	—	14-6387	—
	GS750TZ/TD	82-83	—	—	14-6387	—
	GSX750F Katana	89-05	—	—	14-3606	—
	GSX-R750 (all)	86-92	—	—	14-3606	—
	GSX-R750	93-99	—	—	14-1824	—
	GSX-R750	04-11	—	—	14-1824	—
	VS750GL Intruder	88-91	—	—	14-6387	—
	VL800C/CL1/L1	06-11	—	—	14-6387	—
	VL800T/TL1 C50	01-11	—	—	14-6387	—
	VL800Z Volusia	01-05	—	—	14-6387	—
	VS800	06-09	—	—	14-6387	—
	VS800GL/GLV Intruder	92-09	—	—	14-6387	—
	VX800L	90-93	—	—	14-6387	—
	VZ800 Marauder	97-09	—	—	14-6387	—
	VZ800 /Z M50	97-09	—	—	14-6387	—
	GS850G/GL	79-83	—	—	14-6386	—
	RF900R	94-97	—	—	14-1824	—
	DL1000 V-Strom	02-12	—	—	14-6387	—
	GS1100G/GL	82-83	—	—	14-6386	—
	GS1100LT	1980	—	—	14-6387	—
	GS1100SD Katana	1983	—	—	14-6387	—
	GSX1100FJ~FP Katana	88-93	—	—	14-3606	—
	GSX1100GM~GP	91-93	—	—	14-3606	—
	GSX-R1100G~L	86-90	—	—	14-3606	—
	GSX-R1100M/N	91-92	—	—	14-3606	—
	GSX-R1100WP~WW	93-98	—	—	14-1824	—
	GS1150- (all)	83-86	—	—	14-6387	—
	GSF1200SV~SK1 Bandit	97-05	—	—	14-3606	—
	GV1200 Madura	85-86	—	—	14-6387	—
	GSF1250S/SA Bandit	07-09	—	—	14-1824	—
	GSX1250FAL1 Katana	2011	—	—	14-1824	—
	GSX1300B/BK	08-09	—	—	14-3606	—

	EQUIPMENT & TOOLS					
	SUZUKI® STREET APPLICATION	YEAR	INTAKE VALVE	EXHST. VALVE	VALVE STEM SEAL	VALVE KEEPER
	GSX1300R Hayabusa	99-12	—	—	14-3606	—
	VS1400 Intruder	87-09	—	—	14-6387-In	—
			—	—	14-6386-Ex	—
	VL1500/T C90	98-09	—	—	14-6387-In	—
			—	—	14-6386-Ex	—
	EQUIPMENT & TOOLS					
	SUZUKI® ATV APPLICATION	YEAR	INTAKE VALVE	EXHST. VALVE	VALVE STEM SEAL	VALVE KEEPER
	ALT50	83-84	—	—	14-6387	—
	ALT125D/E/F/G	83-86	—	—	14-6387	—
	LT125D~H Quadrunner	83-87	—	—	14-6387	—
	LT160EK/EL/EM/EN	89-92	—	—	14-6387	—
	LT-F160M~K1 Quadrunner	91-01	—	—	14-6387	—
	LT-F160K3/K4Quadrunner	03-04	—	—	14-6387	—
	ALT185F	1985	—	—	14-6387	—
	LT185E/F/G/H	84-87	—	—	14-6387	—
	LT230EH/EJ/EK	87-89	—	—	14-6387	—
	LT230EL/EM/EN/EP	90-93	—	—	14-6387	—
	LT230GEF/GEG Quad	85-86	—	—	14-6387	—
	LT230SF/SG/SH/SJ	85-88	—	—	14-6387	—
	LT-F230G/H	86-87	—	—	14-6387	—
	LT250EFF/EF	85-86	—	—	14-6387	—
	LT250SK/SL QuadSport	89-90	—	—	14-6387	—
	LT-F250	88-09	—	—	14-6387	—
	LT-F250F QuadRunner	99-02	—	—	14-6387	—
	LT-F250 Ozark	02-12	—	—	14-6387	—
	LT-Z250 QuadSport	04-09	—	—	14-6387	—
	LT300EH/EJ/EK	87-89	—	—	14-6387	—
	LT-F300FX~FK1	99-02	—	—	14-6387	—
	LT-4WD QuadRunner	87-96	—	—	14-6387	—
	LT-A400/F Eiger	02-09	—	—	14-3606	—
	LT-A400C KingQuad	03-05	—	—	14-3606	—
	LT-F4WD KingQuad	91-98	—	—	14-6387	—
	LT-F400	08-11	—	—	14-3606	—
	LT-F400/F Eiger	02-09	—	—	14-3606	—
	LT-F400F KingQuad	08-11	—	—	14-3606	—
	LT-Z400 QuadSport	03-12	—	—	14-3606	—
	LT-Z400SK3/SK4 Z400	03-09	—	—	14-3606	—
	LT-R450/Z QuadRacer	06-09	—	—	14-6387	—
	LT-A450X KingQuad	07-10	—	—	14-3606	—
	LT-A500F QuadMaster	00-07	—	—	14-3606	—
	LT-A500F QuadRunner	98-07	—	—	14-3606	—
	LT-A500FB / FC Vinson	2004	—	—	14-3606	—
	LT-A500X / xP King Quad	09-12	—	—	14-3606	—
	LT-F500X KingQuad	09-11	—	—	14-3606	—
	LT-A750X KingQuad	08-12	—	—	14-3687	—
	EQUIPMENT & TOOLS					
	SUZUKI® DUAL SPORT/OFFROAD	YEAR	INTAKE VALVE	EXHST. VALVE	VALVE STEM SEAL	VALVE KEEPER
	DR100D~L	83-90	—	—	14-6387	—
	SP100D Dual Sport	1983	—	—	14-6387	—
	DR-Z110	03-05	—	—	14-6068	—
	DR125	82-88	—	—	14-6387	—
	DR125SER/SES/SET	94-96	—	—	14-6387	—
	DR-Z125/L	03-12	—	—	14-6387	—
	SP125 Dual Sport	82-88	—	—	14-6387	—
	DR200G/H/J	86-88	—	—	14-6387	—
	DR200SET~SEK3 Dual	96-09	—	—	14-6387	—
	SP200G/H/J Dual Sport	86-88	—	—	14-6387	—
	DR250S Dual Sport	90-95	—	—	14-3606	—
	DR250Z/D/F	82-85	—	—	14-6387	—
	DR250L/M/N/P Offroad	90-95	—	—	14-3606	—
	DR-Z250	01-07	—	—	14-1824	—
	RM-Z250	04-06	—	—	14-6068	—
	RM-Z250	07-12	—	—	14-1824	—
	RM-Z250/L0/L1	07-11	—	—	14-1824	—
	DR250SL~SES Dual Sport	90-95	—	—	14-3606	—
	SP250Z/D Dual Sport	82-83	—	—	14-6387	—
	RM-Z250K4/K5	04-05	—	—	14-6068	—
	SP250F Dual Sport	1985	—	—	14-6387	—
	DR350SE/SET	90-99	—	—	14-3606	—
	SP370C/N	78-79	—	—	14-6386	—

SUZUKI® DUAL SPORT/OFFROAD	YEAR	INTAKE VALVE	EXHST. VALVE	VALVE STEM SEAL	VALVE KEEPER
DR400T	1980	—	—	14-6386	—
DR-Z400/E/S/SM	00-12	—	—	14-3606	—
SP400T Dual Sport	1980	—	—	14-6386	—
RMX450ZL0	2010	—	—	14-6387	—
RM-Z450/Z K5/K6	05-06	—	—	14-3606	—
RM-Z450/Z K7	07-12	—	—	14-6387	—
SP500X/Z/D Dual Sport	81-83	—	—	14-6386	—
SP600F Dual Sport	1985	—	—	14-6386	—
DR650SL~SES Dual Sport	90-95	—	—	14-6386	—
DR650SE/SEL Dual Sport	96-12	—	—	14-6387	—
YAMAHA® STREET APPLICATION	YEAR	INTAKE VALVE	EXHST. VALVE	VALVE STEM SEAL	VALVE KEEPER
SR185H/J Exciter	81-82	14-4060	14-4064	14-6059	—
XC180 Riva	83-85	—	—	14-6059	—
XC200 Riva	87-91	—	—	14-6059	—
CP250V/W/X Morphous	06-08	—	—	14-5447	—
SR250G/H/J/TH Exciter	80-82	—	—	14-6057	—
SRX250T/TC	1987	—	—	14-1818	—
XS2D	1977	—	—	14-6057	—
XS360C/D/2D	76-77	—	—	14-6057	—
FZR400U/SUC~A/SAC	88-90	—	—	14-5443	—
XS400D/E/F/G/H	77-81	—	—	14-6057	—
XS400E/2F	78-79	—	—	14-6057	—
XS400J/K Maxim	82-83	—	—	14-6057	—
XS400R/J/RK Seca	82-83	—	—	14-6057	—
XS400SG/SH/SJ	80-82	—	—	14-6057	—
TA500/A Rockarm	73-74	—	—	14-1818	—
XP500Y/Z Tmax	09-10	—	—	14-6390	—
XS500B/C/D Rockarm	75-77	—	—	14-1818	—
XV500K Virago	1983	—	—	14-6057	—
XV535 Virago	90-00	—	—	14-6057	—
XV535T/TC/U/UC	87-88	—	—	14-6057	—
XV535A/AC Virago	1990	—	—	14-6057	—
XV535EC~HC Virago	93-00	—	—	14-6057	—
XJ550H/J/K Maxim	81-83	—	—	14-6059	—
XJ550R Seca	81-83	—	—	14-6059	—
XZ550R/J/RK Vision	82-83	—	—	14-6059	—
FZ6R	09-13	—	—	14-6059	—
FJ600L/LC/N/NC	84-85	—	—	14-6059	—
FZ600S~U/UC	86-88	—	—	14-6059	—
FZ600R FZ6 FZ6R	04-10	—	—	14-6390	—
FZR600	89-99	—	—	14-5443	—
FZS60YB FZ6	2009	—	—	14-5447	—
SRX600S/SC	1986	—	—	14-6057	—
YX600SC~AC Radian	86-90	—	—	14-6059	—
YZF600R	95-06	—	—	14-6390	—
YZF-R6	99-05	—	—	14-6390	—
YZF-R6S	06-09	—	—	14-6390	—
YZF-R6	06-13	—	—	14-5447	—
XJ650G/H/J/K Maxim	80-83	—	—	14-6057	—
XJ650 Seca Turbo	82-83	—	—	14-6057	—
XJ650R/J Seca	1982	—	—	14-6057	—
XVS650 V-Star	98-11	—	—	14-6057	—
XJ700N~SC Maxim	85-86	—	—	14-6057	—
TX750/A	73-74	—	—	14-6057	—
XJ750J/K/MK Maxim	82-83	—	—	14-6057	—
XJ750R Seca	81-83	—	—	14-6057	—
XS750D/2D/E/F	77-79	—	—	14-6057	—
XS750SE/SF Special	78-79	—	—	14-6057	—
YZF750	94-98	—	—	14-5443	—
XS850G/H	80-81	—	—	14-6057	—
XS850LG/LH Mid.Special	80-81	—	—	14-6057	—
XS850SG/SH Special	80-81	—	—	14-6057	—
TDM850D/DC/E/EC	92-93	—	—	14-1818	—
XJ900RK Seca	1983	—	—	14-6057	—
XV950 V-Star	09-13	—	—	14-6059	—
FZ1 FZS1000	01-10	—	—	14-6390-In 14-5447-Ex	—
FZR1000W/WC~GC	89-95	—	—	14-5443	—
GTS1000AE~AF	93-94	—	—	14-5443	—

YAMAHA® STREET APPLICATION	YEAR	INTAKE VALVE	EXHST. VALVE	VALVE STEM SEAL	VALVE KEEPER
YZF-R1	98-06	—	—	14-6390-In 14-5447-Ex	—
YZFR1	07-08	—	—	14-5447-Ex	—
FJ1100L/LC/N/NC	84-85	14-5180	14-5181	14-1818	—
XJ1100J Maxim	1982	—	—	14-6057	—
XS1100E/F/G/H	78-81	—	—	14-6057	—
XS1100LG/LH	80-81	—	—	14-6057	—
XS1100SF/SG/SH Special	79-81	—	—	14-6057	—
FJ1200S (all)	86-93	—	14-5181	14-1818	—
VMX12 V-Max	85-07	—	—	14-1818	—
XVS13CA Stryker	2011	—	—	14-6059	—
XVS13A/C V-Star	07-11	—	—	14-6059	—
XVS1300 V-Star	07-13	—	—	14-6059	—
YAMAHA® ATV APPLICATION	YEAR	INTAKE VALVE	EXHST. VALVE	VALVE STEM SEAL	VALVE KEEPER
YFM200 Moto-4	85-89	14-4060	14-4064	14-6059	—
YTM200 Tri-Moto	83-85	14-4060	14-4064	14-6059	—
YFM225S/T/J Moto-4	86-88	14-4060	14-4064	14-6059	—
YTM225DRN/S Tri-Moto	83-86	14-4060	14-4064	14-6059	—
YFU1W/TW Prohailer	1989	14-4060	14-4064	14-6059	—
YFB250 Timberwolf	92-00	14-4060	14-4064	14-6059	—
YFM25B Bruin 2WD	05-06	—	—	14-6059	—
YFM25B Big Bear 2WD	07-09	—	—	14-6059	—
YFM25R Raptor 250	08-11	—	—	14-6059	—
YFM250X Beartracker	07-09	—	—	14-6059	—
YFB250D~J Timberwolf	92-94	14-4060	14-4064	14-6059	—
YFB250FWF~FWM	94-00	14-4060	14-4064	14-6059	—
YFB250J Timberwolf	96-97	14-4060	14-4064	14-6059	—
YFB250U Timberwolf	98-00	14-4060	14-4064	14-6059	—
YFM250B Bruin	05-06	—	—	14-6059	—
YFM250W/A/B Moto-4	89-91	14-4060	14-4064	14-6059	—
YFM250W Moto-4	1998	—	—	14-6059	—
YFM250X Beartracker	99-04	14-4060	14-4064	14-6059	—
YFM250 Big Bear	07-09	—	—	14-6059	—
YFM25R Raptor 250	08-11	—	—	14-6059	—
YFM250X Beartracker	07-09	—	—	14-6059	—
YFB250D~J Timberwolf	92-94	14-4060	14-4064	14-6059	—
YFB250FWF~FWM	94-00	14-4060	14-4064	14-6059	—
YFB250J Timberwolf	96-97	14-4060	14-4064	14-6059	—
YFB250U Timberwolf	98-00	14-4060	14-4064	14-6059	—
YFM250B Bruin	05-06	—	—	14-6059	—
YFM250W/A/B Moto-4	89-91	14-4060	14-4064	14-6059	—
YFM250W Moto-4	1998	—	—	14-6059	—
YFM250X Beartracker	99-04	14-4060	14-4064	14-6059	—
YFM250 Big Bear	07-09	—	—	14-6059	—
YFM250 Raptor	08-11	—	—	14-6059	—
YFM350ER Moto-4	87-95	—	—	14-6057	—
YFM35 Bruin 2WD	04-06	—	—	14-6057	—
YFM35F Bruin 4WD	04-06	—	—	14-6057	—
YFM35FG Grizzly	07-11	—	—	14-6057	—
YFM35X Wolverine 2WD	06-09	—	—	14-6057	—
YFM350FW Big Bear 4WD	87-99	—	—	14-6057	—
YFM350FX Wolverine	95-10	—	—	14-6057	—
YFM350R Raptor 350	04-11	—	—	14-6057	—
YFM350J Big Bear 2WD	96-99	—	—	14-6057	—
YFM350X Warrior	87-04	—	—	14-6057	—
YFM350ERT~ERA Moto-4	87-90	—	—	14-6057	—
YFM350 Moto-4	92-95	—	—	14-6057	—
YFM350F BigBear	87-99	—	—	14-6057	—
YFM35 Bruin	04-06	—	—	14-6057	—
YFM350FG Grizzly	07-11	—	—	14-6057	—
YFM350 Wolverine	95-08	—	—	14-6057	—
YFM35 Raptor	04-11	—	—	14-6057	—
YFM350XT~XR Warrior	87-04	—	—	14-6057	—
YFP350P Terrapro	1988	—	—	14-6057	—
YFM400FG Grizzly	2000	—	—	14-6057	—
YFM400FG Grizzly	07-08	—	—	14-6057	—
YFM400F YFM4F Kodiak	02-06	—	—	14-6057	—
YFM400F/A Kodiak	93-01	—	—	14-6057	—

EQUIPMENT & TOOLS

HARD PARTS

CARB & FUEL

IGNITION/ELECTRICAL

CONTROL

SUSPENSION

ACCESSORIES

MARINE

AUTOMOTIVE

	YAMAHA® ATV APPLICATION						
	YEAR	INTAKE VALVE	EXHST. VALVE	VALVE STEM SEAL	VALVE KEEPER		
EQUIPMENT & TOOLS	YFM400 YFM4F Kodiak	02-06	—	—	14-6057	—	
	YFM400F/S Big Bear	00-11	—	—	14-6057	—	
	YFM400 Big Bear 2WD	00-04	—	—	14-6057	—	
	YFM400A Kodiak 2WD	00-02	—	—	14-6057	—	
	YFM400A Kodiak 2WD	03-04	—	—	14-6057	—	
	YFM400FA Kodiak 4WD	93-02	—	—	14-6057	—	
	YFM400FA Kodiak 4WD	03-06	—	—	14-6057	—	
	YFM400FM Big Bear 4WD	99-11	—	—	14-6057	—	
	YFM45FX Wolverine	06-08	—	—	14-6057	—	
	YFM45FA Kodiak 4WD	03-06	—	—	14-6057	—	
	YXR45F Rhino 450	06-09	—	—	14-6057	—	
	FM450FG Grizzly	07-11	—	—	14-6057	—	
	YFM450F YFM4F Kodiak	03-06	—	—	14-6057	—	
	YFM450 Wolverine.	06-10	—	—	14-6057	—	
	YFZ450LES YFZ450F	2004	—	—	14-5447-In	—	
	YFZ450R	09-11	—	—	14-5447-In	—	
	YFZ450S YFZ450	04-09	—	—	14-5447-In	—	
	YFZ450W	2007	—	—	14-5447-In	—	
	YFZ450X	08-11	—	—	14-5447-In	—	
	HARD PARTS	YXR45F Rhino	06-09	—	—	14-6057	—
YFM500F Grizzly		09-11	—	—	14-6059	—	
YFM5FG Grizzly 550		09-11	—	—	14-6059	—	
YFM600F Grizzly		98-01	—	—	14-6057	—	
YFM660F Grizzly		02-08	—	—	14-6059	—	
YFM660R Raptor		01-05	—	—	14-6059	—	
YXR660F YXR66F Rhino		04-07	—	—	14-6059	—	
YFM7FG Grizzly		07-11	—	—	14-6059	—	
YFM7FG Grizzly 700		07-11	—	—	14-6059	—	
YFM70R Raptor 700		06-11	—	—	14-6059	—	
YXR7F Rhino 700		08-11	—	—	14-6059	—	
YXR70F YXR7F Rhino		08-11	—	—	14-6059	—	
YFM700R 70R 7R Raptor		06-11	—	—	14-6059	—	
CARB & FUEL		YAMAHA® DUAL SPORT/OFFROAD APPLICATION	YEAR	INTAKE VALVE	EXHST. VALVE	VALVE STEM SEAL	VALVE KEEPER
		TT-R90/E Offroad	01-07	—	—	14-5443	—
	TT-R90R	2003	—	—	14-5447	—	
	DT125A/B	74-75	—	—	14-6057	—	
	XT125J/K/KC Dual Sport	82-83	—	—	14-6059	—	
	BW200 Big wheel	85-88	14-4060	14-4064	14-6059	—	
	TW200 Trailway	87-04	14-4060	14-4064	14-6059	—	
	TW200 Trailway	05-11	—	—	14-6059	—	
	XT200J/K/KC Dual Sport	82-83	14-4060	14-4064	14-6059	—	
	TT225S/T	86-87	14-4060	14-4064	14-6059	—	
	TT-R225	99-04	14-4060	14-4064	14-6059	—	
	XT225 Serow	92-00	14-4060	14-4064	14-6059	—	
	XT225	01-07	14-4060	14-4064	14-6059	—	
	TTR230	05-11	—	—	14-6059	—	
	TT250G/H/J	80-82	—	—	14-6057	—	
IGNITION/ELECTRICAL	WR250F	01-11	—	—	14-6390	—	
					14-5447	—	
	XT250G/H/J/K/KC Dual	80-83	—	—	14-6057	—	
	XT250L/LC Dual Sport	1984	—	—	14-1818	—	
	XT250	08-11	—	—	14-6059	—	
	YZ250F	01-11	—	—	14-6390	—	
					14-5447	—	
	CONTROL	BW350T/U Bigwheel	87-88	—	—	14-6057	—
		TT350S/T	86-87	—	—	14-1818	—
		XT350N~MC Dual	85-00	—	—	14-1818	—
		WR400FK/FL/FM	98-00	—	—	14-5447	—
		YZ400FK/FL	98-99	—	—	14-5447	—
		WR426FN/FP	01-02	—	—	14-5447	—
		YZ426FM/FN/FP	00-02	—	—	14-5447	—
		WR450F	03-11	—	—	14-5447	—
YZ450F		03-11	—	—	14-5447	—	
YZ450FA/FZ		10-11	—	—	14-1818	—	
XT550J/K Dual Sport		82-83	—	—	14-6057	—	
TT600K/L/N/S		83-86	—	—	14-6057	—	
XT600L/LC~EG/EGC		84-95	—	—	14-6057	—	
SUSPENSION							
ACCESSORIES							
MARINE							
AUTOMOTIVE							

	YAMAHA® WATER SPORTS/ SNOW MOBILE APPLICATION					
	YEAR	INTAKE VALVE	EXHST. VALVE	VALVE STEM SEAL	VALVE KEEPER	
PZ50 Phazer/Venture Lite	07-11	—	—	14-6390	—	
FX10 FX1000 (all)	02-08	—	—	14-6390	—	
				14-5447	—	
RX10J/K/H/G/L/R (all)	03-10	—	—	14-6390	—	
				14-5447	—	
RXW10J/K (all)	06-10	—	—	14-6390	—	
				14-5447	—	
SRT1000 (all)	03-06	—	—	14-6390	—	
				14-5447	—	
FRT1100 (all)	06-11	—	—	14-6390	—	
				14-5447	—	
FX1100 (all)	04-08	—	—	14-6390	—	
				14-5447	—	
SRT1100 (all)	05-06	—	—	14-6390	—	
				14-5447	—	
SXT1100 (all)	05-09	—	—	14-6390	—	
				14-5447	—	
VX1100 (all)	05-11	—	—	14-6390	—	
				14-5447	—	
FX1800 Waverunner	08-11	—	—	14-1818	—	
FY1800 Waverunner	09-11	—	—	14-1818	—	
GX1800 Waverunner	09-11	—	—	14-1818	—	
SXT1800 (all)	10-11	—	—	14-1818	—	



SPECIAL ORDER ANY KIBBLEWHITE PRODUCT

K&L is proud to offer all products from Kibblewhite Precision Machining, Inc. as part of our dropship program. KPML® offers a complete line of performance and restoration valvetrain component systems for most powersports vehicles.



KAWASAKI TACH SEAL KIT

Made in Japan. 4 pc. Tach Seal Kit contains the following parts:

- 15-2435 Kawasaki Tach Seal Kit
- 15-2444 92050-075 Seal only pk/10

KAWASAKI®

92055-1149	O-ring, Tach
92050-075	Tach Oil Seal
92065-103	Tach Gasket
92087-010	Tach Guide
KZ550A/C	80-81
KZ650B/C/D/E/F/H	77-81
KZ750E1/E2	80-81
KZ750H1/H2 LTD	80-81
KZ900A/B /Ltd	76-77
KZ1000 (all)1015cc motors	77-78
KZ1300A/B	79-82



PISTON RINGS FOR STREET

Made in Japan by TP (Teikou) & NPR to OEM specifications. Each set contains rings for one piston. Std sizes only.

HONDA®

11-5005	13011-300-024	STD
	CB750 (SOHC K Models, Not "F" Supersport)	71-76
11-5010	13011-425-004	STD
	CB750 (DOHC) K/C "Custom" /F "Supersport"	79-83
11-2877	13011-438-004	STD
	CB900 (DOHC) C "Custom" /F "Supersport"	80-82
	CBX (1000)	79-82



MOTION PRO PISTON PIN PULLER

- Pin adapters made of 6061 aluminum
- Fits 12mm (1/2") - 24mm (1")
- Works on full/short skirt pistons

35-5964 Piston Pin Puller



PISTON BASE HOLDERS

Sold each.

35-9810 3/16" thick x 5-1/4" length

35-9811 1/2" thick x 6-3/4" length



PISTON RING FILER

File piston rings with this portable rotary file. Use to accurately size any make or diameter ring.

35-8725 Piston Ring Filer



VALVE STEM SEAL INSTALLERS

Designed for the installation of Valve Stem Seals on modern Shim Under Bucket 4-stroke Street, ATV and Dirtbike heads. These tools can hold up to 4 Valve Stem Seals and load them onto the valve guides in under 15 seconds. Sold each.

35-2707 Valve Stem Seal Installer Set of 4

35-2771 Valve Stem Seal Installers (4.0)

35-2773 Valve Stem Seal Installer (4.5)

35-2776 Valve Stem Seal Installer (5.0)

35-2778 Valve Stem Seal Installer (5.0 Hayabusa)



KAWASAKI®

11-2982	13008-5012	STD
	KZ250D1/D2 LTD & CSR	80-81
	KZ250G1	1982
	KZ250L1 CSR	1982
11-2980	13008-5005	STD
	Z1/A/B-900	73-75
	KZ900A4/A5	76-77
	KZ900B1 LTD	1976
11-2982	13008-5012	STD
	KZ1000A1/A2	77-78
	KZ1000A3/A4 MKII	79-80
	KZ1000B1~B4 LTD	77-80
	KZ1000C1~C4 Police	78-81
	KZ1000D1 Z1R	1978
	KZ1000D3 Z1R	1980
	KZ1000E1/E2 Shaft ST	79-80
	KZ1000G1 LTD Classic	1980
11-2972	13008-5035	STD
	KZ1000J1/J2/J3	81-83
	KZ1000K1/K2 LTD	81-82
	KZ1000M1/M2 CSR	81-82
	KZ1000P1 Police	1982
	KZ1000R1 Replica	1982
11-2984	13008-5037	STD
	KZ1100A1/A2/A3 Shaft	81-83
	KZ1100B1/B2 GPz	81-82
	KZ1100D1/D2 Spectre	82-83

EQUIPMENT & TOOLS

HARD PARTS

CARB & FUEL

IGNITION/ELECTRICAL

CONTROL

SUSPENSION

ACCESSORIES

MARINE

AUTOMOTIVE

CAM CHAINS

High quality Cam Chains that are **Made in Japan** for K&L Supply. Cam Chains listed are sold each and do not include Master Link. Master Links are sold **EACH** and in **pk/10**. **IMPORTANT NOTE: ALL CAM CHAINS LISTED ARE ENDLESS. MASTER LINKS LISTED FIT K&L CAM CHAINS ONLY.**



CAM CHAIN DESCRIPTION	CAM CHAIN	MASTER LINK-EA	MASTER LINK-PK/10
25H x 86	12-8086	12-1200	12-0199
25H x 88	12-8088	12-1200	12-0199
25S x 90	12-0445	12-1200	12-0199
25H x 98	12-8110	12-1200	12-0199
25H x 100	12-8100	12-1200	12-0199
25H x 104	78-8770	12-1200	12-0199
BF05M x 90	12-0368	12-0361	12-0351
BF05M x 92L	12-0377	12-0361	12-0351
BF05M x 106	12-0431	12-0361	12-0351
BF05M x 118	12-7249	12-0361	12-0351
BF05M x 122	12-0419	12-0361	12-0351
BF05T x 90	12-0363	12-0360	12-0350
BF05T x 118	12-4977	12-0360	12-0350
219H x 88	12-8089	12-1217	12-8073
219H x 94	12-8094	12-1217	12-8073
219H x 106	12-8095	12-1217	12-8073
219FTH x 110L	12-0421	—	—
219H x 120	12-8097	12-1217	12-8073
219H x 122	12-8098	12-1217	12-8073
219H x 124	12-8099	12-1217	12-8073
219H x 128	12-8103	12-1217	12-8073
81RH2515 x 114	12-7228	—	—
81RH2515 x 118	12-7215	—	—
82RH2010 x 102	12-0427	12-0367	12-0352
82RH2010 x 108	12-0423	12-0367	12-0352
82RH2010 x 110	12-0406	12-0367	12-0352
82RH2010 x 112	12-0495	12-0367	12-0352
82RH2010 x 118	12-0399	12-0367	12-0352
82RH2010 x 124	12-7186	12-0367	12-0352
82RH2010 x 128	12-7190	12-0367	12-0352
82RH2010 x 136	12-0378	12-0367	12-0352
82RH2010 x 142	12-7240	12-0367	12-0352
82RH2010 x 144	12-7233	12-0367	12-0352
82RH2010 x 158	12-0412	12-0367	12-0352
82RH2015 x 82 cam to cam	12-0428	12-0409	12-0353
82RH2015 x 102	12-0390	12-0409	12-0353
82RH2015 x 104	12-0394	12-0409	12-0353
82RH2015 x 108	12-0395	12-0409	12-0353
82RH2015 x 110	12-8116	12-0409	12-0353
82RH2015 x 112	12-0401	12-0409	12-0353
82RH2015 x 114	12-0379	12-0409	12-0353
82RH2015 x 118	12-0400	12-0409	12-0353
82RH2015 x 120	12-8132	12-0409	12-0353
82RH2015 x 124	12-8136	12-0409	12-0353
82RH2015 x 126	12-8137	12-0409	12-0353
82RH2015 x 128	12-8141	12-0409	12-0353
82RH2015 x 130	12-7239	12-0409	12-0353

CAM CHAIN DESCRIPTION	CAM CHAIN	MASTER LINK-EA	MASTER LINK-PK/10
82RH2015 x 132	12-0425	12-0409	12-0353
82RH2015 x 136	12-0369	12-0409	12-0353
82RH2015 x 144	12-0437	12-0409	12-0353
82RH2015 x 148	12-8138	12-0409	12-0353
82RH2015 x 150	12-0408	12-0409	12-0353
82RH2015 x 152	12-0370	12-0409	12-0353
82RH2015 x 154	12-8142	12-0409	12-0353
82RH2015 x 156	12-0407	12-0409	12-0353
82RH2015 x 174	12-0417	12-0409	12-0353
92RH2010 x 128	12-7210	12-0413	12-0362
92RH2010 x 92	12-7238	12-0413	12-0362
92RH2010 x 114	12-7170	12-0413	12-0362
92RH2010 x 118	12-7193	12-0413	12-0362
92RH2010 x 122	12-7194	12-0413	12-0362
92RH2010 x 124	—	12-0413	12-0362
92RH2010 x 144	12-7230	12-0413	12-0362
92RH2015 x 92	12-0418	12-0415	12-0365
92RH2015 x 98	12-7247	12-0415	12-0365
92RH2015 x 104	12-7165	12-0415	12-0365
92RH2015 x 112	12-7169	12-0415	12-0365
92RH2015 x 116	12-0429	12-0415	12-0365
92RH2015 x 120	12-7237	12-0415	12-0365
92RH2015 x 122	12-0424	12-0415	12-0365
92RH2015 x 124	12-7195	12-0415	12-0365
92RH2015 x 126	12-7196	12-0415	12-0365
92RH2015 x 130	12-7199	12-0415	12-0365
92RH2015 x 132	12-7229	12-0415	12-0365
92RH2015 x 134	12-7222	12-0415	12-0365
92RH2015 x 136	12-7250	12-0415	12-0365
92RH2015 x 148	12-7207	12-0415	12-0365
92RH2015 x 174	12-7212	12-0415	12-0365
92RH2020 x 152	12-7198	—	—
98XRH2010 x 118	12-7180	—	—
98XRH2010 x 116	12-7211	—	—
98XRH2010 x 124	12-7178	—	—
98XRH2015 x 124	12-7227	—	—
98XRH2020 x 122	12-7251	—	—

CAM CHAIN APPLICATIONS

HONDA® STREET APPLICATION	YEAR	CAM CHAIN	MASTER LINK-EA	MASTER LINK-PK/10
CB100	70-75	12-8100	12-1200	12-0199
NSF100	2006	12-0445	12-1200	12-0199
CB125	73-85	12-8100	12-1200	12-0199
CA72 Dream Touring	60-66	12-8094	12-1217	12-8073
CB/CL72 250	61-66	12-8094	12-1217	12-8073
CA/CB/CL77 305	60-69	12-8094	12-1217	12-8073
CB/CL/SL350	68-73	12-8094	12-1217	12-8073
XL350R	84-85	12-0395	12-0409	12-0353
CB400 Twins (all)	78-81	12-8116	12-0409	12-0353
CB450 Super Sport	65-68	12-8103	12-1217	12-8073
CB450K1~K7 Super Sport 450	68-74	12-8103	12-1217	12-8073
CL450K1~K6 Scrambler	68-74	12-8103	12-1217	12-8073
CB/CM450 Twins (all)	82-87	12-8116	12-0409	12-0353

HONDA® STREET APPLICATION	YEAR	CAM CHAIN	MASTER LINK-EA	MASTER LINK-PK/10
CB500K/K1/K2	71-73	12-8089	12-1217	12-8073
CB500T (DOHC Twin)	75-76	12-8103	12-1217	12-8073
FT500 Ascot	82-83	12-8132	12-0409	12-0353
GB500	89-90	12-0399	12-0367	12-0352
CB550K	74-77	12-8089	12-1217	12-8073
CB550F Super Sport	75-77	12-8089	12-1217	12-8073
CB600F	04-06	12-0429	12-0415	12-0365
CBR600F Hurricane	87-90	12-8137	12-0409	12-0353
CBR600F2/F3/F4/F4i Hurricane	91-06	12-0429	12-0415	12-0365
CBR600RR/RA	03-12	12-0429	12-0415	12-0365
VT600C Shadow VLX (all)	88-07	12-0399	12-0367	12-0352
XL600R	83-87	12-0400	12-0409	12-0353
CB650 SOHC	79-82	12-0401	12-0409	12-0353

HONDA® STREET APPLICATION	YEAR	CAM CHAIN	MASTER LINK-EA	MASTER LINK-PK/10	HONDA® ATV APPLICATION	YEAR	CAM CHAIN	MASTER LINK-EA	MASTER LINK-PK/10
CB650C Custom SOHC	80-82	12-0401	12-0409	12-0353	TRX350D Fourtrax Foreman 4x4	87-89	12-0379	12-0409	12-0353
CB650SC Nighthawk	83-85	12-0437	12-0409	12-0353	TRX400EX/X 400EX	99-09	12-0495	12-0367	12-0352
NT650 Hawk GT	88-91	12-0399	12-0367	12-0352	TRX450R/ER	06-12	12-7169	12-0415	12-0365
NT700	2010	12-7193	12-0413	12-0362					
VF700C V45 Magna	84-87	12-8138	12-0409	12-0353					
VF700F Interceptor	84-85	12-8138	12-0409	12-0353					
VF700S Sabre	84-85	12-8138	12-0409	12-0353					
VT700C Shadow	84-87	12-8141	12-0409	12-0353					
CB750A Nighthawk	91-03	—	12-0409	12-0353					
CB750A Automatic	76-78	12-8094	12-1217	12-8073					
CB750C Custom (cam to crank)	80-82	12-8136	12-0409	12-0353					
CB750C Custom (cam to cam)	80-82	12-0428	12-0409	12-0353					
CB750F Super Sport	76-78	12-8094	12-1217	12-8073					
CB750F Super Sport (cam to crank)	79-82	12-8136	12-0409	12-0353					
CB750F Super Sport (cam to cam)	79-82	12-0428	12-0409	12-0353					
CB750K	69-78	12-8094	12-1217	12-8073					
CB750K (cam to crank)	79-82	12-8136	12-0409	12-0353					
CB750K (cam to cam)	79-82	12-0428	12-0409	12-0353					
CB750L LTD (cam to crank)	1979	12-8136	12-0409	12-0353					
CB750L LTD (cam to cam)	1979	12-0428	12-0409	12-0353					
CB750SC Nighthawk (cam to crank)	82-83	12-8136	12-0409	12-0353					
CB750SC Nighthawk (cam to cam)	82-83	12-0428	12-0409	12-0353					
VF750C V45 Magna	82-83	12-8138	12-0409	12-0353					
VF750C V45 Magna	1988	12-8138	12-0409	12-0353					
VF750F V45 Interceptor	83-84	12-8138	12-0409	12-0353					
VF750S V45 Sabre	82-83	12-8138	12-0409	12-0353					
VT750C Shadow	98-00	12-0399	12-0367	12-0352					
VT750C Shadow	1983	12-8141	12-0409	12-0353					
VT750 Shadow (all)	00-11	12-7193	12-0413	12-0362					
PC800 Pacific Coast	89-98	12-8141	12-0409	12-0353					
VT800C Shadow	1988	12-8141	12-0409	12-0353					
CB900F/C Custom (cam to crank)	80-82	12-8037	12-0409	12-0353					
CB900F/C Custom (cam to cam)	80-82	12-0428	12-0409	12-0353					
CB900F	02-07	12-7196	12-0415	12-0365					
CBR900RR	93-99	12-7196	12-0415	12-0365					
CBR900RR	00-03	12-7195	12-0415	12-0365					
CB1000	94-95	12-0408	12-0409	12-0353					
CB1000C Custom (cam to crank)	1983	12-8137	12-0409	12-0353					
CB1000C Custom (cam to cam)	1983	12-0428	12-0409	12-0353					
CB1000R	11-13	12-7195	12-0415	12-0365					
CBR1000F Hurricane	87-96	12-0408	12-0409	12-0353					
CBR1000RR	04-07	12-7196	12-0415	12-0365					
CBX1000 (cam to crank)	79-82	12-8132	12-0409	12-0353					
CBX1000 (cam to cam)	79-82	12-0428	12-0409	12-0353					
VF1000F Interceptor	1984	12-8098	12-1217	12-8073					
VTR1000F Superhawk	98-05	12-7198	—	—					
CB1100F Super Sport (crank to cam)	1983	12-8137	12-0409	12-0353					
CB1100F Super Sport (cam to cam)	1983	12-0428	12-0409	12-0353					
CBR1100XX Blackbird	97-04	12-7199	12-0415	12-0365					
VF1100C V65 Magna	83-86	12-8142	12-0409	12-0353					
VF1100S V65 Sabre	84-85	12-8142	12-0409	12-0353					
VT1100C Shadow 1100	85-07	12-0369	12-0409	12-0353					
GL1800 Goldwing	02-10	12-7193	12-0413	12-0362					
NRX1800 Valkyrie Rune	04-05	12-7193	12-0413	12-0362					
VTX1800C	02-08	12-7207	12-0415	12-0365					
HONDA® ATV APPLICATION	YEAR	CAM CHAIN	MASTER LINK-EA	MASTER LINK-PK/10	HONDA® DUAL SPORT/OFFROAD APPLICATION	YEAR	CAM CHAIN	MASTER LINK-EA	MASTER LINK-PK/10
ATC90/K1/K2/K3	70-78	12-8086	12-1200	12-0199	XL75	77-79	12-8086	12-1200	12-0199
ATC110	79-85	12-8088	12-1200	12-0199	XR75/K1/K2 & XR75	73-78	12-8086	12-1200	12-0199
ATC185	80-83	12-8100	12-1200	12-0199	CRF80F	04-12	12-8088	12-1200	12-0199
ATC200/E/ES/M/S/X	81-87	12-8100	12-1200	12-0199	XL80S	80-85	12-8088	12-1200	12-0199
TRX200 Fourtrax	1984	12-8100	12-1200	12-0199	XR80	79-84	12-8088	12-1200	12-0199
TRX200/D Fourtrax	90-97	12-8100	12-1200	12-0199	XR80R	85-03	12-8088	12-1200	12-0199
ATC250ES Big Red	85-87	12-8116	12-0409	12-0353	CT90 Trail 90	66-79	12-8086	12-1200	12-0199
ATC250SX	85-87	12-8116	12-0409	12-0353	SL90 Moto Sport	1969	12-8086	12-1200	12-0199
TRX250/X Fourtrax 250 /250X	87-92	12-0406	12-0367	12-0352	ST90K/K1/K2 Trail Sport 90	73-75	12-8086	12-1200	12-0199
TRX300/X/EX/FW Fourtrax (all)	88-09	12-0406	12-0367	12-0352	CRF100F	04-12	12-0445	12-1200	12-0199
ATC350X	85-86	12-0379	12-0409	12-0353	SL100K/K1/K2/K3 Moto Sport	70-73	12-8100	12-1200	12-0199
TRX350 Fourtrax 4x4	86-87	12-0379	12-0409	12-0353	XL100	70-75	12-8100	12-1200	12-0199
					XL100	76-78	12-8110	12-1200	12-0199
					XL100S	79-85	12-0445	12-1200	12-0199
					XR100/100R	81-03	12-0445	12-1200	12-0199
					CT125 Trail 125	1977	12-8110	12-1200	12-0199
					SL125/K1/K2 Moto Sport	71-73	12-8100	12-1200	12-0199
					TL125/K1/K2/S Trials	73-76	12-8100	12-1200	12-0199
					XL125/K1	74-75	12-8100	12-1200	12-0199
					XL125 & XL125S	76-85	12-8110	12-1200	12-0199
					XL175	73-78	12-8089	12-1217	12-8073
					XL185S	79-83	12-8100	12-1200	12-0199
					XR185	1979	12-8100	12-1200	12-0199
					TLR/TR200	86-87	12-8100	12-1200	12-0199
					XL200R	83-84	12-8100	12-1200	12-0199
					XR200	80-84	12-8100	12-1200	12-0199
					XR200R	81-83	12-8100	12-1200	12-0199
					XR200R	86-02	12-8100	12-1200	12-0199
					CRF250	04-09	12-7165	12-0415	12-0365
					CRF250R	04-09	12-7165	12-0415	12-0365
					CRF250X	04-12	12-7165	12-0415	12-0365
					TL250	75-76	12-8094	12-1217	12-8073
					XL250K/K1/K2 Moto Sport	72-76	12-8094	12-1217	12-8073
					XL250S	78-81	12-0394	12-0409	12-0353
					XL250R	82-83	12-0394	12-0409	12-0353
					XL250R	84-87	12-0390	12-0409	12-0353
					XR250L	91-96	12-0390	12-0409	12-0353
					XR250	79-80	12-0394	12-0409	12-0353
					XR250R	81-82	12-0394	12-0409	12-0353
					XR250R	84-95	12-0390	12-0409	12-0353
					XR250R	96-04	12-0427	12-0367	12-0352
					SL350/K1/K2 Moto Sport	69-73	12-8094	12-1217	12-8073
					XL350R	84-85	12-0395	12-0409	12-0353
					XR350R	83-85	12-0395	12-0409	12-0353
					XR400R	96-04	12-0495	12-0367	12-0352
					CRF450	02-09	12-7169	12-0415	12-0365
					CRF450R	02-08	12-7169	12-0415	12-0365
					CRF450X	05-12	12-7169	12-0415	12-0365
					XL500S & XL500R	79-82	12-8132	12-0409	12-0353
					XR500 /R	79-82	12-8132	12-0409	12-0353
					XR500R	83-84	12-0400	12-0409	12-0353
					XL600R	83-87	12-0400	12-0409	12-0353
					XL600V Transalp	89-90	12-0399	12-0367	12-0352
					XR600R	85-87	12-0400	12-0409	12-0353
					XR600R	89-00	12-0399	12-0367	12-0352
					NX650	88-89	12-0399	12-0367	12-0352
					XR650L	93-12	12-0399	12-0367	12-0352
					XR650R	00-07	12-7194	12-0413	12-0362
KAWASAKI® STREET APPLICATION	YEAR	CAM CHAIN	MASTER LINK-EA	MASTER LINK-PK/10	KAWASAKI® STREET APPLICATION	YEAR	CAM CHAIN	MASTER LINK-EA	MASTER LINK-PK/10
AN110C	00-02	12-8088	12-1200	12-0199	AN110C	00-02	12-8088	12-1200	12-0199
KZ200A1/A2	78-79	12-0363	12-0360	12-0350	KZ200A1/A2	78-79	12-0363	12-0360	12-0350
EX250 Ninja	86-07	12-7186	12-0367	12-0352	EX250 Ninja	86-07	12-7186	12-0367	12-0352

EQUIPMENT & TOOLS

HARD PARTS

CARB & FUEL

IGNITION/ELECTRICAL

CONTROL

SUSPENSION

ACCESSORIES

MARINE

AUTOMOTIVE

	KAWASAKI® STREET APPLICATION					KAWASAKI® STREET APPLICATION				
	YEAR	CAM CHAIN	MASTER LINK-EA	MASTER LINK-PK/10		YEAR	CAM CHAIN	MASTER LINK-EA	MASTER LINK-PK/10	
EQUIPMENT & TOOLS	KL250A1/A2/A3/A4/A5 Dual	78-82	12-0363	12-0360	12-0350	KZ1100L1 LTD	1983	12-0370	12-0409	12-0353
	KL250C1/C2 Dual Sport	83-84	12-0363	12-0360	12-0350	ZN1100B1/B2 LTD	84-85	12-0370	12-0409	12-0353
	KZ250D1/D2 LTD & CSR	80-81	12-0363	12-0360	12-0350	ZX1100A1/A2 GPz	83-84	12-0370	12-0409	12-0353
	KZ250G1	1982	12-0363	12-0360	12-0350	ZX1100C/D ZX-11	90-01	12-7228	—	—
	KZ250L1 CSR	1982	12-0363	12-0360	12-0350	ZX1100 GPz	95-97	12-7228	—	—
	KZ250W1 LTD	1983	12-0363	12-0360	12-0350	ZR1200A	04-05	12-7228	—	—
	KZ440 Twins (all)	80-83	12-0379	12-0409	12-0353	ZR1200C ZZR	02-05	12-7228	—	—
	EN450A1~A6 LTD 454	85-90	12-8138	12-0409	12-0353	ZX1200A/B ZX-12R	00-05	12-7229	12-0415	12-0365
	EN500A1~A8 Vulcan	90-97	12-8138	12-0409	12-0353	VN1500A1-A12**Vulcan	87-98	12-7233	12-0367	12-0352
	EN500C1~C10 Vulcan 500 LTD	96-09	12-8138	12-0409	12-0353	**A10-12 models with ID# VNT50AE051639 and lower use 12-7233				
HARD PARTS	EX500 Ninja 500R	87-09	12-8138	12-0409	12-0353	VN1500A10-A12**	96-98	12-7230	12-0413	12-0362
	ZL600A1/A2 Eliminator	86-87	12-0378	12-0367	12-0352	**A10-12 models with ID# VNT50AE051640 and higher use 12-7230				
	ZL600B2/B3 Eliminator 600	96-97	12-0378	12-0367	12-0352	VN1500A13 Vulcan	1999	12-7230	12-0413	12-0362
	ZX600 Ninja 600R/RX	85-97	12-0378	12-0367	12-0352	VN1500B1-B3 Vulcan 88 SE	87-89	12-7233	12-0367	12-0352
	ZX600 Ninja ZX-6R ZZR600	95-08	12-0424	12-0415	12-0365	VN1500C3-C4 Vulcan L	96-97	12-7233	12-0367	12-0352
	ZX600D/E Ninja ZX-6 ZZR600	90-05	12-0425	12-0409	12-0353	VN1500D/E/N/T Vulcan Classic	96-08	12-7230	12-0413	12-0362
	ZX600G/J ZX-6R	98-03	12-7211	—	—	VN1500G1-G3 Vulcan Nomad	99-01	12-7230	12-0413	12-0362
	ZX600J ZZR600	05-08	12-7211	—	—	VN1500N1-N3 Vulcan Classic FI	00-02	12-7230	12-0413	12-0362
	ZX600K/M/N ZX-6RR	03-06	12-7211	—	—	VN1500J1-J2 Vulcan Drifter	99-00	12-7230	12-0413	12-0362
	ZX600P/R ZX-6R	07-12	12-7211	—	—	VN1500L1-L5 Vulcan Nomad FI	00-04	12-7230	12-0413	12-0362
CARB & FUEL	ZX636B1/B2/C1	03-06	12-7211	—	—	VN1500P1-P2 Vulcan Mean Streak	02-03	12-7230	12-0413	12-0362
	KZ650B/C/D/E/F	77-80	12-4977	12-0360	12-0350	VN1500R1-R5 Vulcan Drifter	01-05	12-7230	12-0413	12-0362
	KZ650H1/H2/H3 CSR	81-83	12-0408	12-0409	12-0353	VN1600A Vulcan Classic	03-08	12-7230	12-0413	12-0362
	KZ700A1	1984	12-0408	12-0409	12-0353	VN1600B Vulcan Mean Streak	04-08	12-7230	12-0413	12-0362
	ZN700A1/A2 LTD	84-85	12-0408	12-0409	12-0353	VN1600D Vulcan Nomad	05-08	12-7230	12-0413	12-0362
	KZ750E1/E2/E3	80-82	12-0408	12-0409	12-0353	KAWASAKI® ATV APPLICATION				
	KZ750F1 LTD	1983	12-0408	12-0409	12-0353	KLF110A/B Mojave	87-88	12-8088	12-1200	12-0199
	KZ750H1/H2/H3/H4 LTD	80-83	12-0408	12-0409	12-0353	KL110A1/A2/A3	84-86	12-8088	12-1200	12-0199
	KZ750L3	1983	12-0408	12-0409	12-0353	KLT200A/B/C	81-84	12-0363	12-0360	12-0350
	KZ750N1/N2 Spectre	82-83	12-0408	12-0409	12-0353	KLT250A1/A2	82-83	12-0363	12-0360	12-0350
IGNITION/ELECTRICAL	KZ750R1 GPz	1982	12-0408	12-0409	12-0353	KLT250C1/C2/C3 Prairie	83-85	12-0363	12-0360	12-0350
	ZR750C1/C2/C3 Zephyr	91-93	12-0408	12-0409	12-0353	KLT250P1 Police	1984	12-0363	12-0360	12-0350
	VN750 Vulcan	86-05	12-0428	12-0409	12-0353	KSF250A1~A18 Mojave 250	87-04	12-0412	12-0367	12-0352
	ZR750F2 ZR-7	2000	12-0408	12-0409	12-0353	KEF300A1~A6 Lakota 300	95-00	12-0363	12-0360	12-0350
	ZR750H1/H2/H3 ZR-7S	01-03	12-0408	12-0409	12-0353	KEF300B1/B2 Lakota Sport	01-03	12-0363	12-0360	12-0350
	ZR750 Z750	05-10	12-7196	12-0415	12-0365	KLF300 Bayou (all)	86-05	12-0363	12-0360	12-0350
	ZR750K/L Z750	05-10	12-7196	12-0415	12-0365	KVF300 Prairie (all)	99-02	12-0363	12-0360	12-0350
	ZX750A1/A2/A3 GPz	83-85	12-0408	12-0409	12-0353	KVF360 Prairie 360 (all)	03-12	12-0399	12-0367	12-0352
	ZX750E1/E2 GPz Turbo	84-85	12-0408	12-0409	12-0353	KLF400B1~B7 Bayou 4x4	93-99	12-0399	12-0367	12-0352
	ZX750J1/J2 Ninja ZX-7	91-92	12-7196	12-0415	12-0365	KVF400 Prairie (all)	97-02	12-0399	12-0367	12-0352
CONTROL	VN800A/B/C/E Vulcan	95-06	—	12-0413	12-0362	KAWASAKI® DUAL SPORT/OFFROAD APPLICATION				
	Z1/Z1A/Z1B-900	73-75	12-8098	12-1217	12-8073	KLX125/L	03-06	12-8110	12-1200	12-0199
	KZ900A4/A5	76-77	12-8098	12-1217	12-8073	KL250A1~A5	78-82	12-0363	12-0360	12-0350
	KZ900B1 LTD	1976	12-8098	12-1217	12-8073	KL250C1/C2	83-84	12-0363	12-0360	12-0350
	VN900B/D Vulcan Classic/Lt	06-12	—	12-0413	12-0362	KL250D2~D22 KLR250	85-05	12-0412	12-0367	12-0352
	VN900C Vulcan Custom	07-12	—	12-0413	12-0362	KLX250A1/A2 Offroad	79-80	12-0363	12-0360	12-0350
	ZL900 Eliminator	85-86	12-7215	—	—	KX250F Four-Stroke Offroad	04-12	12-7170	12-0413	12-0362
	ZX900A Ninja	84-86	12-7215	—	—	KLX250H/T KLX250S Dual Sport	06-12	12-7210	12-0413	12-0362
	ZX900B Ninja ZX-9R	94-97	12-7222	12-0415	12-0365	KLX250W KLX250SF Supermoto	09-10	12-7210	12-0413	12-0362
	ZX900C/E/F Ninja ZX-9R	98-03	12-7196	12-0415	12-0365	KLX250F/W Offroad	06-10	12-7210	12-0413	12-0362
SUSPENSION	KZ1000A1/A2/A2A	77-78	12-8098	12-1217	12-8073	KLX300A Offroad	97-07	12-7210	12-0413	12-0362
	KZ1000A3/A3A/A4 MKII	79-80	12-8099	12-1217	12-8073	KLX450R	08-12	12-7178	—	—
	KZ1000B LTD	77-80	12-8098	12-1217	12-8073	KX450F Four-Stroke Offroad	06-08	12-7178	—	—
	KZ1000C Police	78-81	12-8098	12-1217	12-8073	KL650A KLR650	87-07	12-7212	12-0415	12-0365
	KZ1000D1/D3 Z1R	78/80	12-8098	12-1217	12-8073	KL650B Tengai KLR650	90-95	12-7212	12-0415	12-0365
	KZ1000E1/E2 Shaft ST	79-80	12-8099	12-1217	12-8073	KL650E KLR650	08-12	12-7212	12-0415	12-0365
	KZ1000G1 LTD Classic	1980	12-8099	12-1217	12-8073	KL650A1~A9 KLR650	87-12	12-7212	12-0415	12-0365
	KZ1000J/K (Ltd)/M (CSR)	81-83	12-0370	12-0409	12-0353	KL650B2/B3 Tengai KLR650	90-95	12-7212	12-0415	12-0365
	KZ1000P Police	82-05	12-0370	12-0409	12-0353	MARINE				
	KZ1000R1/R2 Replica	82-83	12-0370	12-0409	12-0353	ZG1000 Concours	86-06	12-7215	—	—
ACCESSORIES	ZG1000 Concours	86-06	12-7215	—	—	ZR1000A/B/D Z1000	03-11	12-7196	12-0415	12-0365
	ZR1000A/B/D Z1000	03-11	12-7196	12-0415	12-0365	ZL1000 Eliminator	1987	12-7215	—	—
	ZL1000 Eliminator	1987	12-7215	—	—	ZX1000A Ninja 1000R	86-87	12-7215	—	—
	ZX1000A Ninja 1000R	86-87	12-7215	—	—	ZX1000B/C Ninja ZX-10R	04-10	12-7227	—	—
	ZX1000B/C Ninja ZX-10R	04-10	12-7227	—	—	ZX1000B ZX-10	88-90	12-7228	—	—
	ZX1000B ZX-10	88-90	12-7228	—	—	ZX1000C/D/E/F ZX-10R	04-10	12-7227	—	—
	ZX1000C/D/E/F ZX-10R	04-10	12-7227	—	—	KZ1100A1/A2/A3 Shaft	81-83	12-0370	12-0409	12-0353
	KZ1100A1/A2/A3 Shaft	81-83	12-0370	12-0409	12-0353	KZ1100B1/B2 GPz	81-82	12-0370	12-0409	12-0353
	KZ1100B1/B2 GPz	81-82	12-0370	12-0409	12-0353	KZ1100D1/D2 Spectre	82-83	12-0370	12-0409	12-0353
	KZ1100D1/D2 Spectre	82-83	12-0370	12-0409	12-0353	AUTOMOTIVE				

SUZUKI® STREET APPLICATION	YEAR	CAM CHAIN	MASTER LINK-EA	MASTER LINK-PK/10	SUZUKI® STREET APPLICATION	YEAR	CAM CHAIN	MASTER LINK-EA	MASTER LINK-PK/10
SP100D Dual Sport	1983	12-8110	12-1200	12-0199	DL1000 V-Strom	02-12	12-7238	12-0413	12-0362
DR125SER/SES/SET Dual Sport	94-96	12-8110	12-1200	12-0199	GS1000	78-81	12-8097	12-1217	12-8073
GN125E	91-97	12-8110	12-1200	12-0199	GS1000SZ Katana	1982	12-8097	12-1217	12-8073
GN125Z/D	82-83	12-8110	12-1200	12-0199	GSX-R1000	01-12	12-7239	12-0409	12-0353
GN125EM/EN/EP/ER/ES	91-95	12-8110	12-1200	12-0199	SV1000/1000S	04-07	12-7238	12-0413	12-0362
SP125Z/D Dual Sport	82-83	12-8110	12-1200	12-0199	TL1000R/S	97-03	12-0418	12-0415	12-0365
SP125G/H/J Dual Sport	86-88	12-8110	12-1200	12-0199	GS1100ET/EX /EZ /ED/ESD	80-83	12-8097	12-1217	12-8073
GZ250	99-09	12-0401	12-0409	12-0353	GS1100GZ/GD	82-83	12-8097	12-1217	12-8073
GN250Z/D	82-83	12-0401	12-0409	12-0353	GS1100GLZ/GLD	82-83	12-8097	12-1217	12-8073
GN250F	1985	12-0401	12-0409	12-0353	GS1100GKZ/GK2/GKD/GKE	82-84	12-8097	12-1217	12-8073
GN250J	1988	12-0401	12-0409	12-0353	GS1100LT	1980	12-8097	12-1217	12-8073
GZ250X/Y/K1/K2	99-02	12-0401	12-0409	12-0353	GS1100SD Katana	1983	12-8097	12-1217	12-8073
SP250Z/D Dual Sport	82-83	12-0401	12-0409	12-0353	GSX1100GM/GN/GP Shaft	91-93	12-0408	12-0409	12-0353
SP250F Dual Sport	1985	12-0401	12-0409	12-0353	GSX1100FJ/K/L/M/N/P Katana	88-93	12-0419	12-0361	12-0351
AN400 AN400S	03-06	12-0423	12-0367	12-0352	GSX-R1100G/H/J/K/L/M/N	86-92	12-0419	12-0361	12-0351
AN400 Burgman	07-12	12-0378	12-0367	12-0352	GS1150ES3/ESE/EF/ESF	83-85	12-8097	12-1217	12-8073
AN400/S Burgman (Scooter)	03-06	12-0423	12-0367	12-0352	GS1150EF2/EG/ESG	85-86	12-8097	12-1217	12-8073
AN400/A/Z Burgman (Scooter)	07-12	12-0378	12-0367	12-0352	GSF1200/S Bandit	97-04	12-0408	12-0409	12-0353
DR-Z400S Dual Sport	00-12	12-7190	12-0367	12-0352	GSX1300BK/BKA B-King	08-09	12-0369	12-0409	12-0353
DR-Z400SM Supermoto	05-09	12-7190	12-0367	12-0352	GSX1300R Hayabusa	99-12	12-0369	12-0409	12-0353
GS400B/XB/C/XC	77-78	12-8097	12-1217	12-8073	VS1400GLP	87-09	12-7240	12-0367	12-0352
GS425N/EN/LN	1979	12-8097	12-1217	12-8073	VL1500 Intruder LC	98-09	12-7240	12-0367	12-0352
GS450 Twins (all)	80-88	12-8097	12-1217	12-8073					
SP500X/Z/D Dual Sport	81-83	12-8136	12-0409	12-0353	SUZUKI® ATV APPLICATION	YEAR	CAM CHAIN	MASTER LINK-EA	MASTER LINK-PK/10
GS500/E/F	89-09	12-8097	12-1217	12-8073	ALT/LT125D/E/F/G/H	83-87	12-8110	12-1200	12-0199
GSF600S Bandit	95-03	12-0437	12-0409	12-0353	LT160EK/EL/EM/EN	89-92	12-8110	12-1200	12-0199
GSX600F Katana	97-06	12-0437	12-0409	12-0353	LT160E	89-92	12-8110	12-1200	12-0199
GSX-R600W	92-23	12-0421	_____	_____	LT-F160M~K1	91-01	12-8110	12-1200	12-0199
GSX-R600WP	92-93	12-0421	_____	_____	LT-F160T	91-96	12-8110	12-1200	12-0199
GSX-R600V/W/X/Y	97-00	12-8141	12-0409	12-0353	LT-F160	93-01	12-8110	12-1200	12-0199
GSX-R600	01-11	12-8132	12-0409	12-0353	LT160E	03-04	12-8110	12-1200	12-0199
SP600F Dual Sport	1985	12-8136	12-0409	12-0353	ALT185F/LT185E/F/G/H	84-87	12-8110	12-1200	12-0199
RF600R	94-96	12-0421	_____	_____	LT250EFF/EFG Quadranner	85-86	12-0401	12-0409	12-0353
RF600RT	94-96	12-0421	_____	_____	LT250SK/SL QuadSport	89-90	78-8770	12-1200	12-0199
AN650/A Burgman	03-11	12-0378	12-0367	12-0352	LT-F250	88-98	78-8770	12-1200	12-0199
DL650 V-Strom	04-05	12-0378	12-0367	12-0352	LT-F250F QuadRunner	99-02	78-8770	12-1200	12-0199
DL650/A V-Strom	04-12	12-0378	12-0367	12-0352	LT-F250 Ozark	99-09	78-8770	12-1200	12-0199
DR650S Dual Sport	90-93	12-8136	12-0409	12-0353	LT300EH/EJ/EK Quadranner	87-89	12-0400	12-0409	12-0353
DR650S Dual Sport	94-95	12-8136	12-0409	12-0353	LT-F300FX~FK3 King Quad	99-03	12-0423	12-0367	12-0352
DR650S Dual Sport	96-04	12-7237	12-0415	12-0365	LT-4WD Quadranner	87-96	78-8770	12-1200	12-0199
DR650SE Dual Sport	96-12	12-7237	12-0415	12-0365	LT-A400F QuadSport	03-09	12-7190	_____	_____
GS650	81-83	12-8097	12-1217	12-8073	LT-A400F Eiger 2 & 4WD	02-09	12-0423	12-0367	12-0352
GS650MD Katana	1983	12-8097	12-1217	12-8073	LT-F400FZL1 QuadRunner	2011	12-0423	12-0367	12-0352
LS650 Savage	86-88	12-0425	12-0409	12-0353	LT-F4WDV/WDW King Quad	97-98	78-8770	12-1200	12-0199
LS650 Savage	95-11	12-0425	12-0409	12-0353	LT-F4WD King Quad	91-98	12-0423	12-0367	12-0352
SV650/650S/SA	99-08	12-0378	12-0367	12-0352	LT-F4WD King Quad	03-05	12-0423	12-0367	12-0352
XN85D Turbo	1983	12-8097	12-1217	12-8073	LT-F4WD King Quad	08-11	12-0423	12-0367	12-0352
GS700EF/ESF	1985	12-8097	12-1217	12-8073	LT-A400 Eiger Auto 2WD	02-09	12-0423	12-0367	12-0352
VS700G Intruder	86-87	12-8141	12-0409	12-0353	LT-A400F Eiger Auto 4WD	02-09	12-0423	12-0367	12-0352
GS750B/C/EC/N/EN	77-79	12-8097	12-1217	12-8073	LT-A400F King Quad Auto 4WD	11-12	12-0423	12-0367	12-0352
GS750ET/EX/EZ	80-82	12-0419	12-0361	12-0351	LT-F400 Eiger 2WD	02-08	12-0423	12-0367	12-0352
GS750ED/ESD	1983	12-8097	12-1217	12-8073	LT-F400F Eiger 4WD	02-09	12-0423	12-0367	12-0352
GS750LN	1979	12-8097	12-1217	12-8073	LT-F400F King Quad 4WD	11-12	12-0423	12-0367	12-0352
GS750LT/LX	80-81	12-0419	12-0361	12-0351	LT-Z400 QuadSport	03-12	12-0423	12-0367	12-0352
GS750SD Katana	1983	12-0419	12-0361	12-0351	LT-A450X King Quad	07-09	12-7195	12-0415	12-0365
GS750TZ/TD	82-83	12-0419	12-0361	12-0351	LT-A500F Quad Master	98-01	12-7195	12-0415	12-0365
GSX750F Katana	98-05	12-0437	12-0409	12-0353	LT-A500F Vinson Auto 4WD	02-07	12-7195	12-0415	12-0365
GSX-R750W	93-95	12-0421	_____	_____	LT-A500X King Quad	09-12	12-7195	12-0415	12-0365
GSX-R750WS	93-95	12-0421	_____	_____	LT-F500F Quadranner	98-02	12-7195	12-0415	12-0365
GSX-R750T/V/W/X	96-99	12-8141	12-0409	12-0353	LT-F500F Vinson 4WD	03-07	12-7195	12-0415	12-0365
GSX-R750	00-05	12-8137	12-0409	12-0353					
GSX-R750	06-11	12-8132	12-0409	12-0353	SUZUKI® DUAL SPORT/OFFROAD APPLICATION	YEAR	CAM CHAIN	MASTER LINK-EA	MASTER LINK-PK/10
VS750GLPJ/K/L/M Intruder	88-91	12-8141	12-0409	12-0353	DR100D~L	83-90	12-8110	12-1200	12-0199
VS800GL Intruder	92-09	12-8141	12-0409	12-0353	SP100D Dual Sport	1983	12-8110	12-1200	12-0199
VS800GLN/GLP/GLR/GLS	92-95	12-8141	12-0409	12-0353	DR125Z/D/E	82-84	12-8110	12-1200	12-0199
VL800 Volusia (Rear Cyl)	01-09	12-8141	12-0409	12-0353	DR125G/H/J	86-88	12-8110	12-1200	12-0199
VX800L/M/N/P	90-93	12-8141	12-0409	12-0353	DR125SER/SES/SET Dual	94-96	12-8110	12-1200	12-0199
VZ800 Marauder	97-04	12-8141	12-0409	12-0353	DR-Z125/L	03-12	12-8110	12-1200	12-0199
VZ800 Marauder (Rear Cyl)	05-09	12-8141	12-0409	12-0353	SP125Z/D Dual Sport	82-83	12-8110	12-1200	12-0199
GS850G	79-83	12-8097	12-1217	12-8073					

EQUIPMENT & TOOLS

HARD PARTS

CARB & FUEL

IGNITION/ELECTRICAL

CONTROL

SUSPENSION

ACCESSORIES

MARINE

AUTOMOTIVE

SUZUKI® DUAL SPORT/OFFROAD APPLICATION	YEAR	CAM CHAIN	MASTER LINK-EA	MASTER LINK-PK/10
SP125G/H/J Dual Sport	86-88	12-8110	12-1200	12-0199
DR250Z/D Offroad	82-83	12-0401	12-0409	12-0353
DR250F Offroad	1985	12-0401	12-0409	12-0353
DR250	90-95	12-0423	12-0367	12-0352
DR-Z250	01-07	12-7210	12-0413	12-0362
SP250Z/D/F Dual Sport	82-85	12-0401	12-0409	12-0353
DR350	90-99	12-0423	12-0367	12-0352
DR-Z400	00-11	12-7190	12-0367	12-0352
DR-Z400S Dual Sport	00-12	12-7190	12-0367	12-0352
DR-Z400SM Supermoto	05-09	12-7190	12-0367	12-0352
RM-Z450	05-11	12-7186	12-0367	12-0352
DR500X/Z/D Offroad	81-83	12-8136	12-0409	12-0353
SP500X/Z/D Dual Sport	81-83	12-8136	12-0409	12-0353
SP600F Dual Sport	1985	12-8136	12-0409	12-0353
DR650SE Dual Sport	96-12	12-7237	12-0415	12-0365
DR650SL~SES Dual Sport	90-95	12-8136	12-0409	12-0353

YAMAHA® STREET APPLICATION	YEAR	CAM CHAIN	MASTER LINK-EA	MASTER LINK-PK/10
SR185H/J	81-82	78-8770	12-1200	12-0199
TW200 Trailway	87-11	78-8770	12-1200	12-0199
TW200T/TC~M/MC Trailway	87-00	78-8770	12-1200	12-0199
XT200J/K/KC Dual Sport	82-83	78-8770	12-1200	12-0199
WR250R Dual Sport	08-11	12-7180	—	—
WR250X Supermoto	08-11	12-7180	—	—
XT225 Serrow	92-00	78-8770	12-1200	12-0199
SR250G/H/J Exciter/II	80-82	12-0368	12-0361	12-0351
SRX250T/TC	1987	12-0369	12-0409	12-0353
XS250D/E	78-82	12-0377	12-0369	12-0351
XS360	1977	12-0377	12-0369	12-0351
XS400	79-81	12-0377	12-0369	12-0351
XS400J/K Maxim	82-83	12-8098	12-1217	12-8073
XS400RJ/RK Seca	82-83	12-8098	12-1217	12-8073
SR500E/F/G/H	78-81	12-0431	12-0361	12-0351
XV500K Virago	1983	12-0400	12-0409	12-0353
XV535 Virago	87-00	12-0400	12-0409	12-0353
XJ550H/K/R	81	12-7249	—	—
XT550J/K Dual Sport	82-83	12-8137	12-0409	12-0353
FZ600SS FZ-6	2004	12-7237	12-0415	12-0365
FZ6S FZ-6	05-09	12-7237	12-0415	12-0365
SRX600S/SC	1986	12-8137	12-0409	12-0353
XT600 Dual Sport	84-95	12-8137	12-0409	12-0353
YZF-R6	99-05	12-7237	12-0415	12-0365
YZF-R6S	05-09	12-7237	12-0415	12-0365
XJ650G/H/J/K Maxim	80-83	12-8097	12-1217	12-8073
XJ650LH Midnight Maxim	1983	12-8097	12-1217	12-8073
XJ650LJ/LK Turbo Seca	82-83	12-8097	12-1217	12-8073
XJ650RJ Seca	1982	12-8097	12-1217	12-8073
TX650A	1974	12-0431	12-0361	12-0351
XS650 XS650S /Special II	75-81	12-0431	12-0361	12-0351
XS650S/J/SK Heritage Special	82-83	12-0431	12-0361	12-0351
XV650 V-Star (all)	98-05	12-0400	12-0409	12-0353
XJ700N/NC/S/SC Maxim	85-86	12-8097	12-1217	12-8073
XJ750J/K Maxim	82-83	12-8097	12-1217	12-8073
XJ750RH/RJ/RK Seca	81-83	12-8097	12-1217	12-8073
XS750D/2D/E/F	77-79	12-8099	12-1217	12-8073
XS750SE/SF Special	78-79	12-8099	12-1217	12-8073
XS850G/H	80-81	12-8099	12-1217	12-8073
XS850LG/LH Midnight Special	80-81	12-8099	12-1217	12-8073
XS850SG/SH Special	80-81	12-8099	12-1217	12-8073
FZS1000 FZ-1 Fazer	01-05	12-7199	12-0415	12-0365
FZ10X FZ-1	07-10	12-7251	—	—
YZF-R1	98-03	12-7199	12-0415	12-0365
YZF-R1	04-06	12-7251	—	—
FJ1100L/LC/N/NC	84-85	12-0407	12-0409	12-0353
XJ1100J Maxim	1982	12-8103	12-1217	12-8073
XS1100 (all)	78-81	12-8103	12-1217	12-8073
XVS1100 V-Star Series	99-09	12-7247	12-0415	12-0365
FJ1200 (all)	86-87	12-0407	12-0409	12-0353
FJ1200/ABS	86-93	12-0407	12-0409	12-0353

YAMAHA® STREET APPLICATION	YEAR	CAM CHAIN	MASTER LINK-EA	MASTER LINK-PK/10
VMX12 V-Max	85-07	12-7249	12-0361	12-0351
XVZ12 Venture/Venture Royal	83-85	12-7249	12-0361	12-0351
FJR1300	03-10	12-7250	12-0415	12-0365
XVZ13 Venture & Venture Royale	86-93	12-7249	12-0361	12-0351
XVZ1300 Royal Star Series	96-11	12-7249	12-0361	12-0351


YAMAHA® ATV APPLICATION	YEAR	CAM CHAIN	MASTER LINK-EA	MASTER LINK-PK/10
YFM200N Moto 4	1985	78-8770	12-1200	12-0199
YFM200DXS~DXW Moto 4	86-89	78-8770	12-1200	12-0199
YTM200 Tri-Moto	83-85	78-8770	12-1200	12-0199
YFM225S/T/U Moto 4	86-88	78-8770	12-1200	12-0199
YTM225DXK/DXL/DXN	83-85	78-8770	12-1200	12-0199
YTM225DRN/DRS Tri-Moto	85-86	78-8770	12-1200	12-0199
YFU1TW (230cc) Pro Hauler	1989	78-8770	12-1200	12-0199
YFB250 Timberwolf	92-00	78-8770	12-1200	12-0199
YFB250B Bruin	05-06	78-8770	12-1200	12-0199
YFB250B Bigbear	07-09	78-8770	12-1200	12-0199
YFM250W/A/B Moto-4	89-91	78-8770	12-1200	12-0199
YFM250W/A/B Moto-4	1998	78-8770	12-1200	12-0199
YFM250X Bear Tracker	99-04	78-8770	12-1200	12-0199
YFM350ERT~ERG Moto 4	87-95	12-0368	12-0361	12-0351
YFM350F Big Bear	87-99	12-0368	12-0361	12-0351
YFM350FX Wolverine	95-05	12-0368	12-0361	12-0351
YFM350XT~XP/XPC Warrior	87-04	12-0368	12-0361	12-0351
YFM350R Raptor	04-11	12-0368	12-0361	12-0351
YFP350U Terrapro	1988	12-0368	12-0361	12-0351
YFZ450	04-09	12-7180	—	—
YFM600FW Grizzly	98-00	12-8137	12-0409	12-0353
YFM600HM/HMC	2000	12-8137	12-0409	12-0353
YFM660RP/RPB Raptor	01-05	12-8137	12-0409	12-0353

YAMAHA® DUAL SPORT/OFFROAD APPLICATION	YEAR	CAM CHAIN	MASTER LINK-EA	MASTER LINK-PK/10
XT125J/K/KC Dual Sport	82-83	78-8770	12-1200	12-0199
BW200 BigWheel	85-88	78-8770	12-1200	12-0199
TW200 Trailway	87-11	78-8770	12-1200	12-0199
XT200J/K/KC Dual Sport	82-83	78-8770	12-1200	12-0199
TT225S/T	86-87	78-8770	12-1200	12-0199
TT225L/LC/RM/RMC	99-00	78-8770	12-1200	12-0199
TT-R225	01-04	78-8770	12-1200	12-0199
XT225 Serrow	92-00	78-8770	12-1200	12-0199
TT-R230	05-11	78-8770	12-1200	12-0199
TT250G/H/J Offroad	80-82	12-0368	12-0361	12-0351
WR250F Four-Stroke Offroad	01-11	12-7170	12-0413	12-0362
WR250R Dual Sport	08-11	12-7180	—	—
WR250X Supermoto	08-11	12-7180	—	—
XT250G/H/J/K Dual Sport	80-83	12-0368	12-0361	12-0351
XT250L/LC Dual Sport	1984	12-0369	12-0409	12-0353
YZ250F Four-Stroke Offroad	02-11	12-7170	12-0413	12-0362
XT350N/NC~M/MC Dual Sport	85-00	12-0369	12-0409	12-0353
TT350S/T Offroad	86-87	12-0369	12-0409	12-0353
WR450F Four-Stroke Offroad	03-11	12-7180	—	—
YZ450F Four-Stroke Offroad	03-09	12-7180	—	—
TT500C/D/E/F/G/H Offroad	76-81	12-0431	12-0361	12-0351
XT500C/D/E/F/G/H Dual	76-81	12-0431	12-0361	12-0351
XT550J/K Dual Sport	82-83	12-8137	12-0409	12-0353
TT600K/L/N/S Offroad	83-86	12-8137	12-0409	12-0353
XT600L/LC~EG/EGC Dual	84-95	12-8137	12-0409	12-0353



HONDA OIL PUMP CHAINS

OEM Reference #



12-9602	15140-415-003	12-9607	15136-MR1-003
12-9604	15140-ML0-003	12-9608	15141-MFJ-D01
12-9605	15140-ML7-003	12-9640	15135-MCA-003
12-9606	15140-611-003		

12-9602	15140-415-003	YEAR	12-9606	15140-611-003	YEAR
	VTR250	88-90		CB400T	80-81
	CX500	78-79		CB400TI	78-79
	CX500C	79-82		CB400TII	78-79
	CX500D	79-81		CM400A	79-81
	GL500	81-82		CM400C	81
	GL500I	81-82		CM400E	80-81
	VF500C	84-85		CM400T	79-81
	VF500F	84-86		CB450SC	82-86
	CBR600F4	99-06		CB450T	82
	CX650C	83		CM450A	82-83
	GL650	83		CM450C	82
	GL650I	83			
	CBR900RR	00-03	12-9607	15136-MR1-003	YEAR
	CBR900RE	01		VT600C	88-07
	VTR1000F	98-05		VT600CD	93-07
	RVT1000R	00-06		VT600CD	99-00
				XL600V	89-90
12-9604	15140-ML0-003	YEAR		NT650	88-91
	CB600F	04-06		VT750C	98-07
	CBR600F2	91-94		VT750CA	04-07
	CBR600F3	95-98		VT750CD	98-01
	CB900F	02-07		VT750CD2	98-01
	CBR900RR	93-99		VT70CDA	02-03
				VT70CDB	02-03
12-9605	15140-ML7-003	YEAR		VT750CDC	02-03
	VFR700F	86		VT750CDD	02-03
	VFR700F2	86-87		VT750DC	01-02
	RVF750R	94		VT750DCA	03-07
	VF750C	94-03		VT750DCB	03-07
	VF750C2	97-00		VT750RS	10-13
	VF750CD	95-96			
	VFR750F	86-97	12-9608	15141-MFJ-D01	YEAR
	VFR750R	90		CBR600RA	09-17
	VFR800	02-09		CBR600RR	07-17
	VFR800A	02-09		VFR1200F	10-14
	VFR800F	14-15		VFR1200X	16-17
	VFR800FD	14-15	12-9640	15135-MCA-003	YEAR
12-9606	15140-611-003	YEAR		GL1800	01-17
	CH125	84		GL1800A	01-05
	CH150	85-87		GL1800B	13-17
	CH150D	85-86		GL1800B2/BD	13
	CH250	85-88		GL1800C	14-15
	CN250	86-87		NRX1800DA	04-05
	CN250	92-07		NRX1800DB	04-05
	CB400A	78		NRX1800EA	04-05
				NRX1800EB	04-05

OIL SEAL PULLERS

Remove fork seals and engine seals.

- 35-5398** Seal Puller with two tips
- 35-9614** Adjustable Seal Puller with two tips



35-5398



35-9614

CAMCHAIN TENSIONER TOOL FOR YAMAHA 2007-2012 R-1

Here's a better way to make a common job faster and easier. This tool allows easy re-setting of the cam chain tensioner mechanism on the Yamaha R-1. The threaded C-Clamp design lets you gradually compress the unit, making re-installation of the tensioner easier. A rubber pad at the receiving end of the tool prevents marring or scratches, while the body of the tool includes a convenient tab that makes it possible to mount it in a bench vice for hands free operation.

35-6571 R-1 Tensioner Tool

TIMING BELT FOR HONDA GOLDWING

Cam timing belt for GL1000/1100/1200/1500. Sold each.

HONDA®**15-1449** 14400-679-004, 14400-679-014X

GL1000 Goldwing 75-79

GL1100 Goldwing 80-83

15-0114 14400-MG9-004, 14400-MG9-000

GL1200/A/I/L/SEi 84-87

15-1459 14401-MN5-004

GL1500/A/I/SE 88-00

GL1500 Valkyrie 97-02

15-1449



TIMING BELT COVER GASKET FOR HONDA

Front rubber timing belt cover gasket for Honda GL1000/1100 Goldwing. Sold pk/2. Made in Japan.

HONDA®**16-0450** 11831-371-010 Right Side Gasket**16-0451** 11832-371-010 Left Side Gasket

GL1000 Goldwing 75-79

GL1100 Goldwing 80-83



16-0451

16-0450

BEARING RACE & SEAL DRIVER

Insert bearing races quickly and straight on the first try. Six disc sizes fit most bearing sizes. To install (drive) seals, turn discs over. Eliminates damage to bearing races. Seven piece kit includes driver handle and the following disc sizes: 40, 45, 50, 59, 63, and 65mm.

35-9268 Bearing Race & Seal Driver

EQUIPMENT & TOOLS

HARD PARTS

CARB & FUEL

IGNITION/ELECTRICAL

CONTROL

SUSPENSION

ACCESSORIES

MARINE

AUTOMOTIVE

EQUIPMENT & TOOLS

HARD PARTS

CARB & FUEL

IGNITION/ELECTRICAL

CONTROL

SUSPENSION

ACCESSORIES

MARINE

AUTOMOTIVE

CRANKSHAFT OIL SEALS

Genuine ARS/Koyo/NOK replacement engine oil seals. These engine oil seals are exact replacements for most of the applications listed. **Made in Japan.** Sold in packs of 4.



YAMAHA®				
K&L P/N	OEM REF P/N	DIMENSIONS	DESCRIPTIONS	
15-8182	93103-25108-00	25 x 40 x 10mm	LH Crank Seal	
15-8191	93103-40077-00	42 x 60 x 10mm	RH Crank Seal	

APPLICATIONS

YAMAHA® APPLICATION	YEAR	K&L P/N
YFZ350 Banshee	87-06	15-8191
YZF350 Banshee	87-04	15-8182

ENGINE BEARINGS

OEM quality Crankshaft Main Bearings. **Made in Japan.** Sold each.



K&L P/N	BRG P/N	BRG MGF	SIZE	NOTES
31-5753	6204C3	Koyo	20x47x14mm	_____
31-5756	6205C3	Koyo	25x52x15mm	_____
31-5777	62/32C3		32x65x17mm	_____
31-5831	6203C3	Koyo	17x40x12mm	_____
31-5754	6304C3	Koyo	20x52x15mm	_____
31-5847	6305C3		25x62x17mm	_____
31-5966	6305RI		25x62x17mm	6305RI-SH2-9TC835
31-5731	6306C3	Koyo	30x72x19mm	_____
31-5743	63/22	Koyo	22x56x16mm	_____
31-5750	83406-9C3		25x62x17mm	W/ Single Groove
31-5751	83464-A9C3	HIC	25x62x17mm	LH side & center-pinned with single groove
31-5947	83A915SH2	Koyo	25x55x15mm	83A915SH2-9TC4 Type
31-5745	63/28C3	Koyo	28x68x18mm	_____

MOTION PRO CRANKCASE PRESSURE TESTER

An accurate method for checking air leaks on two-stroke engines. Complete with air pressure gauge, pump-up bulb and most fittings and adapters for single and multi-cylinder two-cycle engines.

35-5962 Motion Pro Crankcase Pressure Tester



K&L ENGINE OIL SEAL KITS

Made in Japan. Kits available for the following models:



HONDA® STREET		
APPLICATION	YEAR	K&L KIT
CB750F/K	77-78	15-2923
CB750F/K Super Sport	79-82	15-2931
CB750L LTD	1979	15-2931
CB750SC Nighthawk	82-83	15-2931
CB900F Super Sport	81-82	15-2931

HONDA® ATV		
APPLICATION	YEAR	K&L KIT
ATC185/185S	80-83	15-2925
ATC200	81-83	15-2925

KAWASAKI® STREET		
APPLICATION	YEAR	K&L KIT
ZI/A/B 900	73-75	15-8173
KZ900A4	1976	15-8173
KZ900B1 LTD	1976	15-8173
KZ1000A1/A2	77-78	15-8173
KZ1000A3/A3A/A4 MKII	79-80	15-8173
KZ1000B1/B2/B3/B4 LTD	77-80	15-8173
KZ1000D1 Z1R	1978	15-8173
KZ1000D3 Z1R	1980	15-8173
KZ1000E1/E2 Shaft	79-80	15-8173
KZ1000G1 Classic LTD	1980	15-8173


YAMAHA® STREET		
APPLICATION	YEAR	K&L KIT
RZ350L/N/NC/NCII	84-85	15-2869

YAMAHA® ATV		
APPLICATION	YEAR	K&L KIT
YFS200U~M Blaster	88-00	15-5603
YZF350T~J Banshee	87-97	15-2869
YZF350K~M Banshee	98-00	15-2869

MOTION PRO 4-STROKE LEAKDOWN TESTER

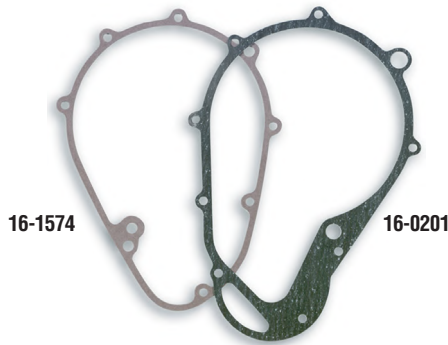
Check percentage of cylinder leakage in a 4-stroke engine. Kit includes 10, 12, and 14mm spark plug adapters, regulator and gauge.

35-1987 Motion Pro 4-Stroke Leakdown Tester



ALTERNATOR/DYNO/GENERATOR COVER GASKETS

Sold in pk/2. Made in Japan.



HONDA®

16-1588	11397-300-306 (Alternator Cover Gasket)	
CB750A Automatic		76-78
CB750F Super Sport		75-78
CB750K0/K1/K2/K3/K4/K5		69-75
CB750K		76-78

16-3845 11691-425-306 (Alternator or Generator Cover Gasket)

CB750C Custom		80-82
CB750F Super Sport		79-82
CB750K		79-82
CB750L LTD		80-82
CB750SC Nighthawk 750		82-83
CB900C Custom		80-82
CB900F Super Sport		81-82
CB1000C Custom		1983
CB1100F Super Sport		1983

16-3853 11394-371-306 (Generator or Rear Case Cover Gasket)

GL1000 Goldwing		75-79
GL1000L Goldwing LTD		1976
GL1100 Goldwing		80-83
GL1100A Goldwing Aspencade		82-83
GL1100I Goldwing Interstate		80-83
GL1200 Goldwing		1984
GL1200A Goldwing Aspencade		1984
GL1200I Goldwing Interstate		1984

KAWASAKI®

16-1574	11060-1075	
Z1/Z1A/Z1B-900		73-75
KZ900A4/A5		76-77
KZ900B1 LTD		1976
KZ1000A1/A2		77-78
KZ1000A3/A3A/A4 MKII		79-80
KZ1000B1/B2/B3/B4 LTD		77-80
KZ1000C1/C1A/C2/C3/C4 Police		78-81
KZ1000D1 Z1R		1978
KZ1000D3 Z1R		1980
KZ1000E1/E2 Shaft ST		79-80
KZ1000G1 Classic LTD		1980
KZ1000J1/J2/J3		81-83
KZ1000K1/K2 LTD		81-82
KZ1000M1/M2 CSR		81-82
KZ1000P1~P24 Police		82-05
KZ1000R1/R2 Replica		82-83
KZ1100A1/A2/A3 Shaft		81-83
KZ1100B1/B2 GPz		81-82
KZ1100D1/D2 Spectre		82-83
KZ1100L1 LTD		1983
ZN1100B1/B2 LTD		84-85
ZX1100A1/A2 GPz		83-84

SUZUKI®

16-0201	11483-45000-H17	
GS750B/C/EC/N/EN		77-79
GS750LN		1979
GS850GN/GT/GX		79-81
GS850GZ/GD		82-83
GS850GLT/GLX		80-81
GS850GLZ/GLD		82-83
GS1000C/EC/N/EN/ET		78-80
GS1000GT/GX		80-81
GS1000GLT/GLX		80-81
GS1000LN		1979
GS1000SN/ST		79-80
GS1100GZ/GD		82-83
GS1100GLZ/GLD		82-83
GS1100GKZ/GK2/GKD/GKE		82-84

16-5846 11483-49200-H17

GS750ET/EX/EZ		80-82
GS750LT/LX		80-81
GS750TZ/TD		82-83
GS750SD Katana		1983
GS1000SZ Katana		1983
GS1100ET/EX/EZ		80-82
GS1100ED/ESD		1983
GS1100LT		1980
GS1100SD Katana		1983
GS1150ES3/ESE/EF/ESF		83-85
GS1150EF2/EG/ESG		85-86

YAMAHA®

16-6042	3EG-15451-00-00	
XV700L/LC/N/NC Virago		84-85
XV700CS/CSC/CT/CTC Virago		86-87
XV700SS/SSC Virago		1987
XV750H/J/K Virago		81-83
XV750MK Midnight Virago		1983
XV750U/UC~G/GC Virago		88-95
XV750H1/HC1/J1/JC1 Virago		96-97
XV920J/K Virago		82-83
XV920MK Midnight Virago		1983
XV920RH/RJ Virago		81-82
XV1000L/LC/N/NC Virago		84-85
XV1100S/SC~L/LC Virago		86-99
XV1100 SH/SHC~SK/SKC Virago		96-98

THREE BOND TB 1211 SILICONE LIQUID GASKET SEALANT

Tough durable sealer utilizing silicone rubber as a primary component. White in color. Ideal for numerous applications where a long-lasting faultless seal is absolutely critical. Tack free in 90 minutes, fully cured and bonded within 24 hours, attains optimum strength in three days. Sold each.

35-3390 3.5 oz. tube



THREE BOND TB 1184 LIQUID GASKET

Semi-drying visco elastic sealer. Perfect product for sealing joint surfaces with large clearances. Special synthetic rubber provides excellent cushion to absorb vibrations and impacts without failure, especially where coolants are involved. Prevents leakage of water, oil, gasoline, and chemicals. Sold each.

NOTE: REPLACES TB1104&TB1194

35-3388 3.5 oz. tube



EQUIPMENT & TOOLS

HARD PARTS

CARB & FUEL

IGNITION/ELECTRICAL

CONTROL

SUSPENSION

ACCESSORIES

MARINE

AUTOMOTIVE

EQUIPMENT & TOOLS

HARD PARTS

CARB & FUEL

IGNITION/ELECTRICAL

CONTROL

SUSPENSION

ACCESSORIES

MARINE

AUTOMOTIVE

STARTER CLUTCH ROLLERS

These handy kits include the Rollers and Springs needed to restore the function of your worn starter clutch. Fits many popular models.

Made in Japan.



20-6431

KAWASAKI®	
20-6431	
OEM REFERENCE NUMBERS:	
92081-110 Spring Cap	
92043-087 Spring	
92122-001 Roller	
APPLICATION:	
Z-1/A/B	73-75
KZ900A	76-77
KZ900B LTD	1976
KZ1000A	77-80
KZ1000B LTD	77-79
KZ1000C Police	78-81
KZ1000D Z-1R	78-80
KZ1000E Shaft	79-80
KZ1000G Classic	1980
KZ1000J	81-83
KZ1000K LTD	81-82
KZ1000M CSR	81-82
KZ1000R Replica	82-83
KZ1000P Police	82-96
KZ1100A Shaft	81-83
KZ1100B Gpz	81-82
KZ1100D Spectre	82-83
KZ1100L LTD	1983
ZN1100B LTD	84-85
ZX1100A Gpz	83-84

KAWASAKI®	
20-6433	
OEM REFERENCE NUMBERS:	
92081-110 Spring Cap	
92043-087 Spring	
92122-004 Roller	
APPLICATION:	
KZ440B	80-81
KZ440G	1982
KZ440D	80-83
EN450A 454 LTD	85-90
EN500A Vulcan 500	90-96
EX500A/D Ninja 500	87-98
KZ650C	77-79
KZ650D	78-79
KZ650B	77-79
KZ650F	1980
KZ650E	1980
KZ650H	81-82
KZ700A	1984
ZN700A	84-85
KZ750B	76-79
KZ750G	1980
KZ750F	1983
KZ750H	81-83
KZ750E	80-82
KZ750K	83-84
KZ750L	1983
KZ750N	82-83
KZ750R Gpz	1982
KZ750M CSR	1982
ZR750C Zephyr	91-93
ZX750A Gpz	83-84
ZX750E Gpz Turbo	84-85
ZL900A Eliminator	85-86
ZX900A Ninja	84-86
KZ1300A	79-82
KZ1300B2	1980
ZN1300A Voyager	83-88


HONDA®	
20-6433	
OEM REFERENCE NUMBERS:	
28126-415-000 Spring Cap	
28125-516-030 Spring	
91101-516-000 Roller	
APPLICATION:	
CX500	78-79
CX500C Custom	79-82
CX500D Deluxe	79-81
CX500TC Turbo	1982
GL500/I Silverwing	81-82
CX650T Turbo	1983
CX650C Custom	1983
CB750F Supersport	76-82
CB750K	76-82
CB750L Limited	1979
CB750C Custom	80-82
CB750SC Nighthawk	82-83
CB900C Custom	80-82
CB900F Supersport	81-82
GL650/I Silverwing	1983
VF700C Magna	84-87
VF700F Interceptor	84-85
VF700S Sabre	84-85
VF750C Magna	82-83
VF750F Interceptor	83-84
VF750S Sabre	82-83
VFR750	1986
VF1100C Magna	83-86
VF1100S Sabre	84-85
CB1000C Custom	1983
CB1100F Supersport	1983
GL1000 Goldwing	76-79
GL1100 Goldwing	80-83
GL1200 Goldwing	84-87

SUZUKI®	
20-6433	
OEM REFERENCE NUMBERS:	
12633-31000 Spring Cap	
09440-04015 Spring	
09261-15001 Roller	
APPLICATION:	
GSF400P Bandit	91-93
GS425E/L	1979
GS450L	80-88
GS450T	81-82
GS450E	80-83
GS450GA	82-85
GS500E/F	89-09
GS550E	77-80
GS550T	1981
GS550M Katana	1982
GS550L	81-82
GS650E	81-82
GS650G/GL	81-83
GS650M Katana	1983
GS650GD	1983
GS750	77-79
GS750E	80-82
GS750L	80-81
GS750T	82-83
GS750SD Katana	1983
GS850G/GL	79-81
GS1000E	78-79
GS1000S	1980
GS1100L	1980
GS1100E	80-81
GS1100SD Katana	1983
GSX-R1100	86-88
GS1150E/ES	83-86

OIL PAN GASKETS

Sold in pk/2. Made in Japan.

KAWASAKI®	
16-8980 11060-1074	
Z1/Z1A/Z1B-900	73-75
KZ900A4/A5/B	76-77
KZ1000A MK2	77-80
KZ1000B1/B2/B3/B4 LTD	77-80
KZ1000C1/C1A/C2/C3/C4	78-81
KZ1000D Z1R	78,80
KZ1000E1/E2 Shaft ST	79-80
KZ1000G1 Classic LTD	1980
KZ1000J1/J2/J3	81-83
KZ1000K1/K2 LTD	81-82
KZ1000M1/M2 CSR	81-82
KZ1000P1~P21 Police	82-02
KZ1000R1/R2 Replica	82-83
KZ1100A1/A2/A3 Shaft	81-83
KZ1100A/B GPz	81-84
KZ1100D1/D2 Spectre	82-83
KZ1100L1 LTD	1983
ZN1100B1/B2 LTD	84-85



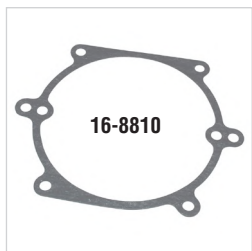
16-8980

ENGINE POINT COVER GASKETS FOR KAWASAKI KZ

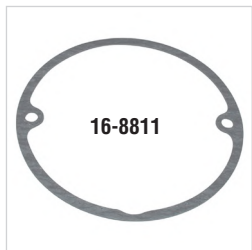
Replacement gaskets for right side points holder cover (inner) and outside point cover. Sold pk/2. Made in Japan.

16-8810	11060-1071 Inner Point Cover Gasket
16-8811	11060-1594 Outer Point Cover Gasket

KAWASAKI®	INNER	OUTER
APPLICATION	YEAR	GSKT GSMT
Z1/A/B-900	73-75	16-8810 16-8811
KZ900A4/A5	76-77	16-8810 16-8811
KZ900B1 LTD	1976	16-8810 16-8811
KZ1000A1/A2	77-78	16-8810 16-8811
KZ1000 A3/A4	79-80	16-8810 16-8811
KZ1000B1~B4 LTD	77-80	16-8810 16-8811
KZ1000C Police	78-81	16-8810 16-8811
KZ1000D1 Z1R	1978	16-8810 16-8811
KZ1000D3 Z1R	1980	16-8810 16-8811
KZ1000E1/E2 Shaft	79-80	16-8810 16-8811
KZ1000G1 LTD	1980	16-8810 16-8811
KZ1000J1/J2/J3	81-83	16-8810
KZ1000K1/K2 LTD	81-82	16-8810
KZ1000M CSR	81-82	16-8810
KZ1000P Police	82-05	16-8810
KZ1000R Replica	82-83	16-8810
KZ1100A Shaft	81-83	16-8810
KZ1100B1/B2 GPz	81-82	16-8810
KZ1100D Spectre	82-83	16-8810
KZ1100L Shaft	1983	16-8810
ZN1100B Shaft	84-85	16-8810
ZX1100A1/A2 GPz	83-84	16-8810



16-8810



16-8811

K&L WATERPUMP MECHANICAL SEALS

Made in Japan to meet or exceed OEM specifications. Sold each.



15-3401



15-3402

K&L P/N	HONDA O.E. REF	KAWASAKI O.E. REF	SUZUKI O.E. REF	YAMAHA O.E. REF
15-3401	19217-657-023	49063-1055		11H-12438-10-00
15-3402		49063-1056		
15-3403		49063-1052		
15-3404			17470-46A01, 17470-02F00	
15-3405			17470-02F10	
15-3406		49063-1057		
15-3408	19217-MAL-300			
15-3409	19217-PA5-003			

HONDA® STREET APPLICATION	YEAR	K&L KIT
NS50F	1990	15-3401
NSR50R	2004	15-3401
CX500TC Turbo	1982	15-3401
CX650C Custom	1983	15-3401
CX5650T Turbo	1983	15-3401
GL650I Silverwing/Interstate	1983	15-3401
RVT1000R RC-51	00-06	15-3408
VTR1000F	98-05	15-3408
ST1300/A/P (All)	03-12	15-3408

HONDA® SCOOTER APPLICATION	YEAR	K&L KIT
CH125 Elite	1984	15-3401
CH150 Elite	85-87	15-3401
SH150I	2010	15-3401
CH250 Elite	85-88	15-3401
CH250 Elite	89-90	15-3409
CN250 Helix	86-07	15-3401
NSS250/A	01-07	15-3408
PS250	05-06	15-3408

HONDA® ATV APPLICATION	YEAR	K&L KIT
ATC250R	85-86	15-3401
TRX250R	86-89	15-3401
TRX420 (All)	07-12	15-3408
TRX450R/ER	04-12	15-3408

HONDA® OFFROAD APPLICATION	YEAR	K&L KIT
CR80R	1983	15-3401
CR125R	81-83	15-3401
CR250R	81-84	15-3401
CRF450X	05-08	15-3408
XR650R	00-07	15-3408

KAWASAKI® STREET APPLICATION	YEAR	K&L KIT
EN450 454 LTD	85-90	15-3402
EN500 Vulcan	90-09	15-3402
EX500 Ninja 500	87-09	15-3402
ZX600F ZX-6R	95-97	15-3401
ZX600G ZX-6R	98-99	15-3401
ZX600J ZX-6R	00-05	15-3401
ZX600J ZZR600	06-08	15-3401
ZX600K/M/N ZX-6RR	03-06	15-3401
ZX600P ZX-6R	07-08	15-3401
ZX600R ZX-6R	09-12	15-3401
ZX636A/B ZX-6R	03-06	15-3401
ER650 ER-6n	09-12	15-3401
EX650 Ninja 650R	06-12	15-3401
KLE650 Versys	06-12	15-3401
VN700 Vulcan	1985	15-3403
VN750A Vulcan	86-98	15-3403
ZR750K/L Z-750 (Euro)	05-10	15-3401
VN800A Vulcan 800	95-99	15-3403
VN800B Vulcan 800 Classic	96-00	15-3403

KAWASAKI® STREET APPLICATION	YEAR	K&L KIT
VN800C Vulcan Drifter	99-00	15-3406
VN800E Vulcan Drifter	01-06	15-3406
VN900 Vulcan (All)	06-12	15-3401
ZX900C/E/F ZX-9R	98-03	15-3401
ZR1000 Z-1000 (All)	01-12	15-3401
ZX1000G/H Ninja 1000	11-12	15-3401
ZX1000J/K ZX-10R	11-12	15-3401
ZX1200A/B ZX-12R	99-05	15-3401
VN1500A Vulcan 1500	87-99	15-3403
VN1500B Vulcan 88	87-90	15-3403
VN1500C Vulcan L	96-97	15-3403
VN1500D/E Vulcan Classic	96-98	15-3403
VN1500E Vulcan Classic	99-04	15-3406
VN1500G Vulcan Drifter	99-01	15-3406
VN1500J Vulcan	99-00	15-3406
VN1500L Vulcan Nomad FI	00-04	15-3406
VN1500N Vulcan Classic FI	01-08	15-3406
VN1500T Vulcan Classic	2006	15-3406
VN1600A Vulcan Classic	03-08	15-3406
VN1600B Mean Streak	04-08	15-3406
VN1600D Vulcan Nomad	05-08	15-3406
VN1600E/F/G Vulcan	2006	15-3406
VN1700 Vulcan (All)	09-12	15-3401
VN2000 Vulcan (All)	04-10	15-3401

KAWASAKI® ATV APPLICATION	YEAR	K&L KIT
KSF250A Mojave	87-04	15-3402
KLF400B Bayou	93-99	15-3402
KVF400 Prairie (All)	97-02	15-3401
KVF650A/B Prairie	02-03	15-3401
KVF650 Brute Force	05-12	15-3401
KSV700A/B KFX700	04-09	15-3401
KVF700 Prairie	04-06	15-3401
KVF750 Brute Force	05-12	15-3401

KAWASAKI® SIDE X SIDE APPLICATION	YEAR	K&L KIT
KAF620M Mule 4010 4x4	11-12	15-3402
KAF620P Mule 4000	11-12	15-3402
KAF620R/S Mule 4010 Trans 4x4	11-12	15-3402
KRF750 Teryx (All)	08-12	15-3401
KRT750 Teryx 4	2012	15-3401

KAWASAKI® DUAL SPORT/OFFROAD APPLICATION	YEAR	K&L KIT
KDX200H	95-06	15-3401
KDX220A	97-05	15-3401
KL250D KLR250	87-05	15-3402
KLX250D KLX250R	94-96	15-3401
KLX250H/T KLX250S Dualsport	06-13	15-3401
KLX250W KLX250SF Supermoto	09-10	15-3401
KLX300A KLX300R	97-07	15-3401
KL600A/B KLR600	84-86	15-3402
KL650 KLR650	87-12	15-3402

KAWASAKI® DUAL SPORT/OFFROAD APPLICATION	YEAR	K&L KIT
KLX650A/C/D	93-96	15-3402

SUZUKI® STREET APPLICATION	YEAR	K&L KIT
GSF400 Bandit	91-93	15-3404
GSX-R600W	92-93	15-3404
GSX-R600	97-13	15-3404
RF600R	93-96	15-3404
GSX650F	08-09	15-3405
SV650 (All)	99-09	15-3405
GV700 Madura	1985	15-3404
VS700 Intruder	86-87	15-3404
GSX-R750W	93-95	15-3404
GSX-R750	96-99	15-3404
GSX-R750	00-13	15-3405
VS750GL Intruder	88-91	15-3404
VS800GL Intruder	92-09	15-3404
VX800L/M/N	91-93	15-3404
VZ800 Marauder	97-00	15-3404
RF900R	94-97	15-3404
DL1000 V-Strom	02-12	15-3405
GSX-R1000	01-13	15-3405
SV1000/S	03-07	15-3405
TL1000S	97-01	15-3405
TL1000R	98-03	15-3405
GSX-R1100W	93-98	15-3404
GV1200 Madura	85-86	15-3404
GSF1250S/SA	07-09	15-3405
GSX1300R Hayabusa	99-07	15-3404
GSX1300R Hayabusa	08-13	15-3405
GV1400G Cavalcade	86-88	15-3404

SUZUKI® ATV APPLICATION	YEAR	K&L KIT
LT250R Quadracer	85-92	15-3404
LT-Z400 QuadSport	03-04	15-3405
LT-Z400 QuadSport	05-12	15-3404
LT500R Quadzilla	87-90	15-3404
LT-F500F Quadrunner 4WD	98-02	15-3404

SUZUKI® DUAL SPORT/OFFROAD APPLICATION	YEAR	K&L KIT
RM80	83-85	15-3404
RM125	81-85	15-3404
RM250	82-85	15-3404
DR-Z400/E Offroad	00-09	15-3405
DR-Z400S Dualsport	02-12	15-3405
DR-Z400SM Supermoto	05-09	15-3405

YAMAHA® STREET APPLICATION	YEAR	K&L KIT
YZF-R6	99-05	15-3401
YZF-R6S	06-09	15-3401
FZ700 Fazer	86-87	15-3401
XJ700X Maxim X	85-86	15-3401
FZS1000 FZ-1	01-08	15-3401
YZF1000R	1997	15-3401
YZF-R1	98-06	15-3401
VMX12 V-Max	85-07	15-3401
XVZ13 Venture	86-93	15-3401
XVZ1300AN Royal Star Boulevard	2001	15-3401
XVZ13TF Royal Star Venture	02-13	15-3401
XVZ13CT Royal Star Tour Deluxe	05-10	15-3401

YAMAHA® SCOOTER APPLICATION	YEAR	K&L KIT
YP500 T-Max	09-10	15-3401

YAMAHA® ATV APPLICATION	YEAR	K&L KIT
YFM4F Grizzly 400	07-09	15-3401
YFM400 Kodiak 2WD	00-05	15-3401
YFM45F Kodiak 450	03-06	15-3401
YFM45F Grizzly 450	07-11	15-3401
YFM450FX Wolverine	06-10	15-3401
YFM5F Grizzly 550	09-11	15-3401
YFM660F Grizzly 660	02-08	15-3401

EQUIPMENT & TOOLS

HARD PARTS

CARB & FUEL

IGNITION/ELECTRICAL

CONTROL

SUSPENSION

ACCESSORIES

MARINE

AUTOMOTIVE

EQUIPMENT & TOOLS

K&L WATERPUMP MECHANICAL SEALS CONT.

YAMAHA® ATV APPLICATION		
APPLICATION	YEAR	K&L KIT
YFM660R Raptor	01-05	15-3401
YFM7F Grizzly 700	07-11	15-3401
YFM70R Raptor 700	06-11	15-3401

YAMAHA® SIDE X SIDE APPLICATION		
APPLICATION	YEAR	K&L KIT
YXR45F Rhino	06-09	15-3401
YFM66F Rhino 660	04-07	15-3401
YXR70F Rhino 700	08-11	15-3401

YAMAHA® SNOWMOBILE APPLICATION		
APPLICATION	YEAR	K&L KIT
CF300 Inviter	86-90	15-3401
MM600 Mountain Man 600	00-02	15-3401
SRX600/S	98-99	15-3401
SX600R	00-03	15-3401
SXV60 SX Venom	04-06	15-3401
VT600 Venture	99-06	15-3401
VX600 V-Max	99-03	15-3401
MM700 Mountain Max	97-03	15-3401
MSRX700 Mountain SRX	1998	15-3401
SRX700/S	98-02	15-3401
SX700R	00-02	15-3401
SXV700 SX Viper	02-05	15-3401
VT700 Venture	98-04	15-3401
VX700 V-Max	97-02	15-3401
RX10 RX-1	03-05	15-3401
RXW10 RX Warrior	2005	15-3401
RX10 Apex	06-11	15-3401

HARD PARTS

CARB & FUEL

IGNITION/ELECTRICAL

CONTROL

SUSPENSION

ACCESSORIES

MARINE

AUTOMOTIVE

WATER PUMP SHAFT OIL SEALS FOR YAMAHA

OEM quality replacement Seals. These replacement oil seals are exact replacements for the applications listed. **Made in Japan. Sold pk/4.**

YAMAHA®		
K&L P/N	OEM P/N DIMENSIONS	YEAR
15-2914	93103-10168-00 10 x 31 x 13.5mm	
TD3/TR3		1972
DT50 Enduro		88-90
XC50 Vino		06-11
XF50 C3		07-11
YZ80		83-01
TZ125		1980
YZ125		86-98
WR200RD		1992
TZ250		73-80
YTZ250N/S Tri-Moto ATV		85-86
YZ250		83-97
RX350		84-85
TZ350		74-78
YFZ350 Banshee ATV		87-06
TZ750		74, 77



WATERPUMP SEAL INSTALLATION TOOL

This tool properly installs the mechanical water pump seal on Yamaha XZ550 Vision, XVZ12/13 Venture & Venture Royale and Genesis series engines.


35-8398 Waterpump Seal Installation Tool (YM-33221-A)



MECHANICAL SEAL INSTALLATION TOOL

This tool allows you to properly install a mechanical seal into the cover without damaging the seal.

35-2618 Mechanical Seal installation Tool




ALDEN DRILL-OUT POWER EXTRACTORS

Made of high quality tool steel. Drills are tough enough to extract grade 8 and 10.9 class stainless steel bolts. Alden drill-outs feature a "self centering" tip to eliminate wandering, even on rough surfaces. Drill-Outs exclusive two piece design makes removing broken bolts a fast and simple one step procedure.


35-0480 ALDEN Drill-Out Power Extractor (4 piece set: 6/8/10/12mm)

35-0485 ALDEN Drill-Out Power Extractor (4 piece set: 3/4/5/6mm)


35-0490 ALDEN Drill-Out Power Extractor (7 piece set : 3/4/5/6/8/10/12mm)



35-0480



35-0490



35-0485

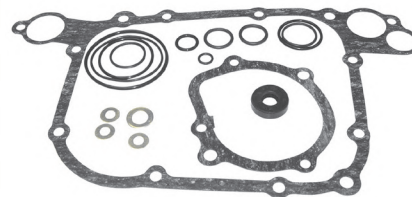
K&L WATERPUMP SEALING KITS

Made in Japan. Kit contains all necessary gaskets, O-rings and seals to repair oil leaking into waterpump (oil leakage).

NOTE: MECHANICAL SEAL NOT INCLUDED.

HONDA®	
K&L P/N	YEAR
15-4340	
GL1000/L Goldwing	75-79
GL1100 Goldwing	80-83
GL1100A Goldwing Aspencade	82-83
GL1100I Goldwing Interstate	80-83
15-4353	
GL1200 Goldwing	1984
GL1200A Goldwing Aspencade	84-87
GL1200I Goldwing Interstate	84-87
GL1200L Goldwing LTD	1985
GL1200SEi Goldwing Aspencade	1986

35-4340



3/8" DRIVE IMPACT DRIVER

Heavy duty impact driver for general use. Reversible, tightens screws or bolts on impact or loosens frozen ones easily. Complete with 4 bits-No. 2 and No. 3 Phillips bit, 8 and 10mm slotted bits and metal storage case.

35-8884 3/8" Drive Impact Driver



K&L CLUTCH SLAVE CYLINDER REPAIR KIT

Kit includes push lever seals, clutch pushrod oil seal, spring and bleeder bolt cap. **Made in Japan.**

HONDA®	HONDA®	KAWASAKI®
32-0129 Clutch Slave Cylinder Repair Kit	32-0156 Clutch Slave Cylinder Repair Kit	32-0157 Clutch Slave Cylinder Repair Kit
17-0209 Slave Cylinder Piston	VFR800FI 98-01	17-0208 Slave Cylinder Piston
CB550SC Nighthawk 1983	VTR1000F 98-05	ZX1100D1~D9 Ninja ZX-11 93-01
CB650SC Nighthawk 83-85	RVT1000R RC-51 00-06	ZX1100E1/E2/E3 GPz 1100 95-97
CB700SC Nighthawk 84-86	CBR1100SF Y 2000	ZX1100F1 GPz 1100 ABS 1996
VF700C Magna 84-87	CBR1100XX 97-06	ZR1200A1/A2/A3/A4/A5 01-05
VF700F Interceptor 84-85	ST1300/A/P (All) 03-13	
VF700S Sabre 84-85	KAWASAKI®	TRIUMPH®
VT700C Shadow 84-87	32-0158 Clutch Slave Cylinder Repair Kit	32-0157 Clutch Slave Cylinder Repair Kit
VF750C 82-83	17-0208 Slave Cylinder Piston	32-0220 Complete Rebuild Kit W/ Piston
VF750C Magna 1988	ZL900A1/A2 Eliminator 85-86	OEM# 1170201-T0301
VF750F Interceptor 83-84	ZX900A1/A2/A3 Ninja 900R 84-86	Daytona 750 92-93
VF750S Sabre 82-83	ZL1000A1 Eliminator 1987	Thunderbird 885 95-13
VT750C Shadow 1983	ZX1000A1/A2 Ninja 1000R 86-87	Tiger 885 93-98
PC800 Pacific Coast 89-90	ZG1200A1 Voyager XII 1986	Daytona 900 93-06
PC800 Pacific Coast 94-98	ZG1200B1~B17 Voyager XII 87-03	Speed Triple 900 (Carbs) 94-98
VT800C Shadow 1988	ZX1200C1/C2/C3/C4 ZZR1200 02-05	Sprint 900 (Carbs) 93-98
VF1100C Magna 83-86	VN1500A1/A2/A3/A4/A5 Vulcan 88-91	Trident 900 91-98
VF1100S Sabre 84-85	VN1500A6/A7/A8/A9 Vulcan 88 92-95	Trophy 900 (71699 on) 91-04
VT1100C Shadow 1100 85-90	VN1500A10/A11/A12 Vulcan 1500 96-98	Speed Triple 955 00-04
VT1100C Shadow 1100 92-96	VN1500B1/B2/B3/B4 Vulcan 88 SE 87-90	Daytona 1000 92-93
HONDA®	VN1500C3/C4 Vulcan 1500L 96-97	Speed Triple 1050 05-13
32-0150 Clutch Slave Cylinder Repair Kit	VN1500D1/D2 Vulcan 1500 Classic 96-97	Daytona 1200 93-06
17-0210 Slave Cylinder Piston	VN1500E1/E2/E3/E4/E5/E6/ E7 Vulcan 1500 Classic 98-04	Daytona Super III 93-06
VF500C Magna 84-85	VN1500G1/G1A/G2A/G3 99-01	Adventurer 96-01
VF500F Interceptor 84-85	Vulcan 1500 Nomad	Legend TT 98-01
VFR700F Interceptor 1986	VN1500J1/J2 Vulcan 1500 Drifter 99-00	Thunderbird Sport 98-03
VFR700F2 Interceptor 86-87	VN1500L1/L2/L3/L4/L5 00-04	
VFR750F Interceptor 1986	Vulcan 1500 Nomad F.I.	SUZUKI®
VFR750F 90-97	VN1500N1/N2/N3 Vulcan 1500 Classic F.I. 00-02	32-0167 Clutch Slave Cylinder Repair Kit
VFR750R (RC30) 1990	VN1500P1/P2 Vulcan 1500 Mean Streak 02-03	DL1000 V-Strom 02-12
CB1000 94-95	VN1500R1/R2/R3/R4/R5 01-05	SV1000 03-07
CBRI000F Hurricane 87-88	Vulcan 1500 Drifter	SV1000S 03-07
CBRI000F Hurricane 90-91	VN1500T Vulcan 1500 Classic 2006	
CBRI000F Hurricane 93-96	VN1600A1/A2 Vulcan 1600 Classic 03-04	SUZUKI®
ST1100 91-02	VN1600B1/B2 Vulcan 1600 Mean Streak 04-05	32-0177 Clutch Slave Cylinder Repair Kit
ST1100A (ABS II) 92-02	VN1600D Vulcan 1600 Nomad 05-08	RF900RR/RS/RT/RV 94-97
GL1500 Goldwing 88-90	VN1600E Vulcan 1600 Classic 2006	RF900RZS 1995
GL1500A Goldwing Aspencade 91-00	VN1600F Vulcan 1600 Mean Streak 2006	GSX1100GM/GN/GP Shaft 91-93
GL1500I Goldwing Interstate 91-96	VN1600G Vulcan 1600 Nomad 2006	GSX-R1100G/H/J 86-88
GL1500SE 90-00	VN1700 Vulcan (All) 09-13	GSX-R1100K/L/M/N 89-92
GL1500C Valkyrie 97-01		GSX-R1100WP/WR/WS/WT/ WV/WW 93-98
GL1500CF Valkyrie Interstate 99-01	KAWASAKI®	GSF1200SV/SW/SX/SY Bandit 97-00
GL1500CT Valkyrie Tourer 97-00	32-0157 Clutch Slave Cylinder Repair Kit	GSF1200SAV Bandit 1997
GL1500CD Valkyrie 2002	17-0208 Slave Cylinder Piston	GSX1300R K2/K3/K4/K5/ K6/K7 Hayabusa 02-07
GL1800 Goldwing (All) 01-12	ZX750F1/F2/F3/F4 Ninja 750R 87-90	
VTX1800 (All) 02-09	ZX750H1/H2 Ninja ZX-7 89-90	SUZUKI®
HONDA®	ZX750J1/J2 Ninja ZX-7 91-92	32-0255 Clutch Slave Cylinder Repair Kit
32-0151 Clutch Slave Cylinder Repair Kit	ZX750K1/K2 Ninja ZX-7R 91-92	GSX650 Bandit 07-12
VFR800/A 02-09	ZX750L1/L2/L3 Ninja ZX-7 93-95	GSX650F 08-09
NRX1800 04-05	ZX750M1/M2 Ninja ZX-7R 93-94	GSF1250 Bandit 07-12
HONDA®	ZX750N1/N2 Ninja ZX-7RR 96-97	GSX1250FA 10-12
32-0146 Clutch Slave Cylinder Repair Kit	ZX750P1/P2/P3/P4/P5/P6/ P7/P8 Ninja ZX-7R 96-03	
VF1000F Interceptor 1984	ZX900B1/B2/B3/B4 Ninja ZX-9R 94-97	SUZUKI®
VF1000R 85-86	ZG1000A1~A20 Concours 86-05	32-0176 Clutch Slave Cylinder Repair Kit
GL1200 Goldwing 1984	ZX1000B1/B2/B3 Ninja ZX-10 88-90	GSX- R750 86-87
GL1200A Goldwing Aspencade 84-87	ZR1100A1/A2/A3/A4 92-95	GSX1100F Katana 88-93
GL1200I Goldwing Interstate 84-87	ZR1100C3/C4 ZRX1100 99-00	GSF1200 Bandit 01-06
GL1200L LTD 1985	ZX1100C1/C2/C3/C4 Ninja ZX-11 90-93	GSX1300R Hayabusa 99-01
GL1200SEi 1986		



32-0129



32-0150



32-0146



32-0158



32-0157



32-0220

EQUIPMENT & TOOLS

HARD PARTS

CARB & FUEL

IGNITION/ELECTRICAL

CONTROL

SUSPENSION

ACCESSORIES

MARINE

AUTOMOTIVE

EQUIPMENT & TOOLS

HARD PARTS

CARB & FUEL

IGNITION/ELECTRICAL

CONTROL

SUSPENSION

ACCESSORIES

MARINE

AUTOMOTIVE

K&L CLUTCH SLAVE CYLINDER REPAIR KIT cont.



32-0177

YAMAHA®	
32-0128	Clutch Slave Cylinder Repair Kit
FZ700T/TC	1987
FZX700S/SC/T/TC	86-87
FZ750N/S/SC	85-86
FZ750U/UC	1988
FZR750RT/RU	87-88
YZF750RF/RFC	1994
YZF750RH/RHC/RJ/RJC/RK/RKC	96-98
FZR1000T/TC/U/UC/W/MC/A/AC	87-90
FZR1000B/BC/D/DC/E/EC/F/FC/G/GC	91-95
GTS1000AE/AEC/AF/AFC	93-94
YZF1000R/RJC	1997
FJ1100L/LC/N/NC	84-85
FJ1200	86-92
FJ1200A (ABS)	92-93
VMX12 V-Max	85-07
XVZ1200 Venture	83-84
XVZ1200 Venture Royale	83-85
XVZ1300 Venture	86-88
XVZ1300 Venture Royale	86-93
XVZ1300 Royal Star	96-01
XVZ1300 Royal Star Boulevard	99-01
XVZ1300 Royal Star Tour Classic	96-00
XVZ1300 Royal Star Tour Deluxe	97-10
XVZ1300 Royal Star Venture	99-11
XVZ1300 Royal Star Midnight Venture	02-06



32-0176



32-0128

ALUMINUM OIL DRAIN PLUG WASHER ASSORTMENT

Kit contains 75 pieces, 25 pieces each from applications listed. **Made In U.S.A.**



K&L P/N	Description	Quantity	Dimensions
15-8484	Complete Kit-75 pieces. Replacements sold in pk/25.		
15-8480	Honda 12mm	94109-12000	12.5 x 20 x 2.0mm
15-8481	Honda 14mm	94109-14000	14.5 x 22.5 x 2.0mm
15-8482	Kawasaki 12mm	92065-097	12.5 x 22.5 x 2.0mm



15-8484

SMALLER SIZES AVAILABLE

Not included in Kit. Sold in packs/10.

K&L P/N	Description	Quantity	Dimensions
15-8487	Honda 8mm	90474-333-000	8.3x15.7x 2.0mm
	Honda 8mm	90471-580-000	
	Oil Drain Bolt - CRF250/450, TRX450R/ER		
	Final Drive Drain Bolt - CB, CX, GL, ST, TRX, VF, XL, XR models		
15-8488	Kawasaki 8mm	92022-1086	8.3x16x 1.2mm
	Suzuki 8mm	09168-08029	
	Final Drive Drain Bolt - KZ/VN/ZG models.		
	Valve Cover Oil Bolt - GSX/GSXR		
15-8489	Suzuki 6mm	09168-06004	6.3x11x 1.2mm
	Yamaha 6mm	90430-06016-00	
	Oil Level Inspection Bolt, Water Pump Drain Bolt		
	Oil Level Inspection Bolt - YZ, XV 16/17/19		

CLUTCH & PRIMARY TOOL

6mm bolts supplied with 5/8" through bolt. This tool is for removing clutch bodies, flywheels and primary gears. Works on **ACTION, COBRA, LEM, KTM, and ITALJET** Pee-Wee racer 50cc applications.



35-8605 Clutch & Primary Tool.
7 Hole Special Disk #MP51

CLUTCH HOLDING TOOL LOCKING VISE TYPE

Vise type tool will hold inner clutch hubs, gears, sprockets and flywheels (using pins opposite jaws side). Carbon steel with heat treated jaws and nickel finish. Max. 130mm(5") jaw opening.



35-6891 Clutch Holding Tool
Locking Vise Type

K&L BLEEDER BOLT RUBBER CAPS

Sold pk/10. **Made in Japan.**



33-1149 Brake Bleeder Bolt Rubber Caps

EBC DOT 4 BRAKE FLUID

General purpose glycol fluid with wet boiling point of 260°C/500°F for modern motorcycle brake systems. Sold in 8.8 oz. bottle. **NOTE: CANNOT BE MIXED WITH DOT 5 SILICONE FLUIDS.**



35-7123 Dot 4 Brake Fluid

RADIATOR CAP

Universal offroad applications. Fits small round neck radiators. 1.1 rating equals 16 lbs. **Made in Japan.** Sold each



26-4703 Radiator Cap 0.9

26-4704 Radiator Cap 1.1

RED LINE WATER WETTER & SUPERCOOL

Doubles the wetting ability of water and improves heat transfer. Water Wetter is a concentrate, SuperCool is ready to use as is. **NOTE: WERA, AFM, CCS & AMA APPROVED.** Sold each



35-1320

35-2062

REDLINE RACING FUNNEL

Oddly shaped funnel allows pouring of oil or coolant around bodywork to reach hard to get to filler openings. Pours in both vertical and horizontal positions.





35-2115 Red Line Racing Funnel

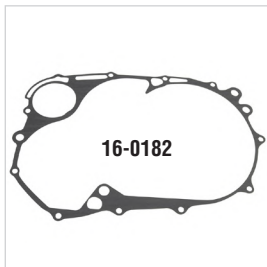
CLUTCH COVER GASKETS

Sold in pk/2.

KAWASAKI® APPLICATION	YEAR
16-5810	
11060-1529	
Z1/Z1A/Z1B-900	73-75
KZ900A4/A5	76-77
KZ900B1 LTD	1976
KZ1000A1/A2	77-78
KZ1000A3/A3A/A4 MKII	79-80
KZ1000B1/B2/B3/B4 LTD	77-80
KZ1000C Police	78-81
KZ1000D1 Z1R	1978
KZ1000D3 Z1R	1980
KZ1000E1/E2 Shaft ST	79-80
KZ1000G1 Classic LTD	1980
16-6052	
11060-1070	
KZ1000J1/J2/J3	81-83
KZ1000K1/K2 LTD	81-82
KZ1000M1/M2 CSR	81-82
KZ1000P1~P21 Police	82-02
KZ1000R1/R2 Replica	82-83
KZ1100A1/A2/A3 Shaft	81-83
KZ1100B1/B2 GPz	81-82
KZ1100D1/D2 Spectre	82-83
KZ1100L1 LTD	1983
ZN1100B1/B2 LTD	84-85
ZX1100A1/A2 GPz	83-84



SUZUKI® STREET APPLICATION	YEAR
16-6047	
11482-49201-H17	
GS1000SZ Katana	1983
GS1100E	80-83
GS1100LT	1980
GS1100SD Katana	1983
GS1150ES	83-86



YAMAHA® STREET APPLICATION	YEAR
16-3840	
3GG-15461-02-00	
RZ350L/N/NC/NCII	84-85
16-0182	
3EG-15462-00-00	
XV700 Virago	84-87
XV750 Virago	81-83
XV750 Virago	88-97
XV920 Virago	82-83
XV920R Virago	81-82
XV1000 Virago	84-85
XV1100 Virago	86-99



YAMAHA® ATV APPLICATION	YEAR
16-3840	
3GG-15461-01-00	
YFZ350T~R Banshee	87-06

ONE WAY STARTER CLUTCH BEARING

Manufactured by the same OE manufacturer as the OEM part. Made in Japan using highest quality components. Easy to read marked arrows to ensure proper installation without confusion.



20-6453	13194-1094
20-6454	12600-19810
20-6435	4H7-15580-10-00
20-6436	1UY-15590-01-00
20-6437	5KM-15590-00-00



CLUTCH CENTER HUBS



OEM PART

17-5407	22120-KRN-A00	17-5458	22120-KZ3-B11
17-5407	22120-KSC-670	17-5458	22120-MEN-A00
17-5407	22120-KZ4-A90	17-5493	21411-35G10
17-5408	22120-KRN-A40	17-5493	21411-35G11
17-5409	22120-KS6-000	17-5494	13087-0015
17-5409	22120-KS6-010	17-5513	13087-1098
17-5452	22120-ML3-910	17-5513	13087-1138
17-5452	22120-ML3-911	17-5514	13087-1139
17-5457	22121-GBF-830	17-5514	13087-1153
17-5458	22120-KZ3-860	17-5514	13087-1168
17-5458	22120-KZ3-861	17-5519	50332002000
17-5458	22120-KZ3-862	17-5519	50332002100
17-5458	22120-KZ3-B10		

HONDA®			KTM®		
17-5407	CR125R	00-07	17-5519	125 EXC	00-05
	CRF250R	04-09		125 EXE	00-01
	CRF250X	04-17		125 MXC	00-03
17-5408	CRF250R	10-17		125 Super-moto	00-01
17-5409	CR125R	86-99		125 SX	00-16
17-5452	CR250R	90-91		125 SXS	99-03
	CR500R	90-96		150 SX	10-16
17-5457	CR80R	96-02		150 XC	10-14
	CR85R	03-07		200 EXC	13
17-5458	CR125R	00-07		200 EXC	00-05
	CR250R	92-07		200 MXC	00-03
	CRF250R	04-06		200 SM	05
	CRF450R	02-07		200 SX	00-04
				200 XC	06
				200 XCW	06
				200 XCW	10-16

KAWASAKI®		
17-5494	KXF450R	08-14
	KLX450R	08-09
	KX450F	06-17
17-5513	KDX250	91-94
	KX500	89-04
17-5514	KX250	97-07



EQUIPMENT & TOOLS

HARD PARTS

CARB & FUEL

IGNITION/ELECTRICAL

CONTROL

SUSPENSION

ACCESSORIES


MARINE

AUTOMOTIVE

K&L CLUTCH SPRINGS

K&L clutch springs are 10% stiffer than stock.

CLUTCH SPRINGS ARE SOLD IN SETS.
WHEN ORDERING CLUTCH SPRINGS ORDER QT 1 SET ONLY.



17-7087

HONDA® STREET APPLICATION	YEAR	SPRING SET
CB450SC Nighthawk	82-86	17-7087
CB550F Super Sport	76-77	17-7085
CB650 S.O.H.C.	79-82	17-7085

HONDA® ATV APPLICATION	YEAR	SPRING SET
ATC200X	83-87	17-7085

HONDA® DUAL SPORT/OFFROAD APPLICATION	YEAR	SPRING SET
XL200/R	83-84	17-7085
XR200R	84-91	17-7085
XL500S	79-81	17-7087
XL500R	1982	17-7087
XR500/R	79-82	17-7087

KAWASAKI® STREET APPLICATION	YEAR	SPRING SET
EX305B1 GPz	1983	17-7263
KZ400	75-77	17-7328
KZ440 (all)	80-83	17-7328
EN450 454 LTD	85-90	17-7263
EN500A Vulcan	90-96	17-7263
EN500C LTD Vulcan	96-09	17-7263
EX500A1~A7	87-93	17-7263
EX500 Ninja 500R	94-09	17-7263
ZL600 Eliminator	86-87	17-7520
ZL600B2 Eliminator	96-97	17-7520
ZX600D Ninja ZX-6	90-93	17-7328
ER650F EN-6	06-11	17-7328
EX650 Ninja 650	06-12	17-7328
KZ650 Series	77-83	17-7328
KZ700A1	1984	17-7328
VN700A1 Vulcan	1985	17-7328
ZN700A1/A2LTD	84-85	17-7328
KZ750B (2 cyl)	76-79	17-7328
KZ750L3	1983	17-7328
KZ750E1/E2/E3	80-82	17-7328
KZ750F1 LTD	1983	17-7328
KZ750 LTD (Twin)	1980	17-7328
KZ750H LTD	80-83	17-7328
KZ750M1 CSR (Twin)	1982	17-7328
KZ750N1/N2 Spectre	82-83	17-7328
KZ750R1 GPz	1982	17-7328
VN750 Vulcan	86-05	17-7328

KAWASAKI® STREET APPLICATION	YEAR	SPRING SET
ZX750 GPz	83-85	17-7328
ZX750 GPz Turbo	84-85	17-7328
ZX750 Ninja ZX-7	89-90	17-7520
ZX750 ZX-7R	91-03	17-7305
ZX750 Ninja ZX-7	93-95	17-7305
VN800 Vulcan 800	95-01	17-7263
VN800 Vulcan Classic	96-01	17-7263
Z1/Z1A/Z1B 900	73-75	17-7328
KZ900A4/A5	76-77	17-7328
KZ900B1 LTD	1976	17-7328
VN900 Vulcan	06-12	17-7328
ZL900 Eliminator	85-86	17-7520
ZX900ANinja 900R	84-86	17-7328
KZ1000 998cc/1015cc motors, <i>except*</i>	77-83	17-7328

KAWASAKI® STREET APPLICATION	YEAR	SPRING SET
*KZ1000E1/E2 Shaft ST	79-80	17-7520
KZ1000P Police	82-05	17-7520
ZG1000 Concours	86-06	17-7520
ZL1000 Eliminator	1987	17-7520
ZX1000A/B Ninja 1000R ZX-10	86-90	17-7520
KZ1100A Shaft	81-83	17-7520
KZ1100B1/B2 GPz	81-82	17-7328
KZ1100D Spectre	82-83	17-7520
KZ1100L1 LTD	1983	17-7520
ZN1100B LTD	84-85	17-7520
ZR1100A	92-94	17-7520
ZR1100C ZRX1100	99-00	17-7520
ZX1100A1/A2 GPz	83-84	17-7520
ZG1200 Voyager XII	86-03	17-7520
KZ/ZN1300 Six Cylinder	79-88	17-7328

KAWASAKI® ATV APPLICATION	YEAR	SPRING SET
KXT250A1 Tecate 3	1984	17-7263

KAWASAKI® DUAL SPORT/OFFROAD APPLICATION	YEAR	SPRING SET
KDX250	80-84	17-7263
KDX250	91-94	17-7305
KX250	82-86	17-7263
KX250	89-91	17-7305
KX250J/K/L	92-01	17-7328
KX500E1~E16	89-04	17-7305
KL600A KLR	84-86	17-7263
KL650	87-95	17-7263

KAWASAKI® DUAL SPORT/OFFROAD APPLICATION	YEAR	SPRING SET
KL650 KLR	96-05	17-7328
KL650 Tengai KLR	90-91	17-7263
KLE650 Versys	07-12	17-7328
KLX650	93-96	17-7263


YAMAHA® STREET APPLICATION	YEAR	SPRING SET
SR500E~H	78-81	17-7181
TX500	73-74	17-7322
XS500A~E	73-78	17-7322
XJ550RJ/RK Vision	81-83	17-7181
XZ550RJ/RK Vision	81-83	17-7181
FJ600L/LC/N/NC	84-88	17-7181
FZ600S	86-88	17-7181
SRX600	1986	17-7322
XJ600S Seca II	92-98	17-7181
YX600S Radian	86-90	17-7181
TX650	1973	17-7322
TX750	73-74	17-7322
XJ750	81-83	17-7181
XS750	77-79	17-7322
XS850	80-81	17-7322
XV920	81-83	17-7181
XV1000 Virago	84-85	17-7181
XJ1100	1982	17-7322
XS1100	78-81	17-7322

YAMAHA® DUAL SPORT/OFFROAD APPLICATION	YEAR	SPRING SET
YZ80	1996	17-7181
YZ85	02-03	17-7181
YZ125	02-04	17-7181
TTR250	99-06	17-7181
WR250R	08-11	17-7181
WR250X	09-11	17-7181
TT/XT350	85-00	17-7181
MX400B	1975	17-7322
TT 500	86-81	17-7181
XT550	82-83	17-7322
YFM660R Raptor	01-05	17-7322

CLUTCH FIBER KITS

These high quality Clutch Fiber Kits sourced directly from OEM suppliers FCC in Japan. Kit contains all the fiber clutch plates required for each model listed.

(FIBER CLUTCH PLATES MUST BE SOAKED IN CLEAN ENGINE OIL BEFORE INSTALLATION)



HONDA® STREET APPLICATION	YEAR	K&L P/N
CB250 Nighthawk	91-97	17-5161
CMX250C/CD Rebel	85-87	17-5161
CBR600F4	01-06	17-5159
CBR600RR	03-15	17-5159
CBR600RA	09-15	17-5159
NX650	88-89	17-5155
CB750K1-K5	71-75	17-5163
CB750K	79-82	17-5152
CB750L LTD	1979	17-5152
CB750F Supersport	79-82	17-5152
CB750C Custom	80-82	17-5152
CB750SC Nighthawk	82-83	17-5152
VFR800/A	02-09	17-5159
CB900C Custom	81-82	17-5152
CB900F Supersport	79-82	17-5152
CB900F	02-07	17-5159
CBR900RR	98-99	17-5159

HONDA® STREET			KAWASAKI® STREET			EQUIPMENT & TOOLS
APPLICATION	YEAR	K&L P/N	APPLICATION	YEAR	K&L P/N	
CB1000C Custom	1983	17-5152	ZG1200A Voyager XII	1986	17-5422	HARD PARTS
GL1100/A/I Goldwings	80-83	17-5153	ZG1200B Voyager XII	87-03	17-5422	
VT1100C Shadow	85-96	17-5154	KAWASAKI® OFFROAD			HARD PARTS
VT1100C Shadow	97-07	17-5156	APPLICATION	YEAR	K&L P/N	
VT1100C2 Shadow	95-07	17-5156	KX60	83-02	17-5438	HARD PARTS
VT1100C3 Shadow	98-02	17-5156	KX65	00-15	17-5438	
VT1100D2 Shadow	1999	17-5156	KDX80	82-88	17-5438	HARD PARTS
VT1100T Shadow Touring	98-01	17-5156	KX80	81-84	17-5438	
VT1100T Shadow Touring	98-01	17-5156	KLX110	05-14	17-5438	HARD PARTS
VT1100T Shadow Touring	98-01	17-5156	KDX200	95-06	17-5439	
VT1100T Shadow Touring	98-01	17-5156	KDX220	97-05	17-5439	HARD PARTS
VT1100T Shadow Touring	98-01	17-5156	VT1100T Shadow Touring	98-01	17-5156	
HONDA® OFFROAD			SUZUKI® STREET			HARD PARTS
APPLICATION	YEAR	K&L P/N	APPLICATION	YEAR	K&L P/N	
CR125R	1981	17-5161	GSX600F Katana	92-97	17-5477	HARD PARTS
CR125R	86-99	17-5160	GSX600F Katana	98-06	17-5479	
XR500R	83-84	17-5155	GSX-R600W	92-93	17-5477	HARD PARTS
XL600R	83-87	17-5155	GSX-R600	06-09	17-5491	
XR600R	85-00	17-5155	SVF650 Gladius	09-15	17-5487	HARD PARTS
XR600R	85-00	17-5155	SV650/S (All)	03-09	17-5487	
HONDA® ATV			LS650F/P Savage	86-88	17-5480	HARD PARTS
APPLICATION	YEAR	K&L P/N	LS650P Savage	95-04	17-5480	
TRX300EX	93-06	17-5162	LS650P S40	05-15	17-5480	HARD PARTS
TRX300EX	93-06	17-5162	GSX750F Katana	89-97	17-5477	
KAWASAKI® STREET			GSX750F Katana	98-06	17-5479	HARD PARTS
APPLICATION	YEAR	K&L P/N	GSX-R750	88-92	17-5477	
EN450A 454 LTD	85-90	17-5427	GSX-R750W	93-95	17-5477	HARD PARTS
EN500A Vulcan 500	90-96	17-5427	GSX-R750	06-13	17-5491	
EN500C Vulcan 500 LTD	96-09	17-5427	RF900R	1994	17-5465	HARD PARTS
ER500A/C ER-5	97-03	17-5427	RF900R	95-97	17-5471	
EX500A/D Ninja	87-09	17-5427	TL1000R	98-00	17-5478	HARD PARTS
KZ550A	80-83	17-5427	TL1000S	97-98	17-5471	
KZ550C LTD	80-83	17-5427	TL1000S	99-00	17-5478	HARD PARTS
KZ550D Gpz	81	17-5427	GSX1100F Katana	88-92	17-5464	
KZ550F Spectre	83-84	17-5427	GSX-R1100	89-92	17-5466	HARD PARTS
KZ550H Gpz	82-83	17-5427	GSX-R1100W	93-98	17-5465	
KZ550M LTD	83	17-5427	GSF1200 Bandit	97-00	17-5471	HARD PARTS
ZR550B Zephyr	90-93	17-5427	GSF1200 Bandit	01-05	17-5484	
ZX550A Gpz	84-85	17-5427	GSX1300R Hayabusa	99-01	17-5481	HARD PARTS
ZX600A Ninja 600	85-87	17-5427	GSX1300R Hayabusa	02-15	17-5485	
ZX600B Ninja 600RX	87	17-5427	GSX1300BK B-King	08-09	17-5485	HARD PARTS
ZX600C Ninja 600R	88-97	17-5427	VS1400GL Intruder	87-04	17-5473	
ZL600A/B Eliminator	86-97	17-5427	VS1400GL S80	05-09	17-5473	HARD PARTS
KL600A/B KLR600	84-86	17-5427	SUZUKI® ATV			
KL650A KLR650	87-95	17-5427	APPLICATION	YEAR	K&L P/N	
KL650B Tengai	90-91	17-5427	LT-Z400 QuadSport	06-13	17-5492	HARD PARTS
KLX650A/C/D	93-95	17-5427	YAMAHA® STREET			
VN750A Vulcan	86-06	17-5429	APPLICATION	YEAR	K&L P/N	
ZX750K/L ZX-7	91-95	17-5429	RZ350	1985	17-5507	HARD PARTS
ZX750M ZX-7R	93-94	17-5429	XT350 DualSport	85-00	17-5507	
ZX750N ZX-7RR	96-97	17-5429	XS360C/D	76-77	17-5497	HARD PARTS
ZX750P ZX-7R	96-03	17-5429	XS400D/E/F/2F/G	77-80	17-5497	
ZL900A Eliminator	85-86	17-5422	XS400SG/H/SH/SJ Special	80-82	17-5497	HARD PARTS
ZX900B ZX-9R	94-97	17-5429	XP500 T-Max	01-11	17-5411	
ZX900C ZX-9R	98-99	17-5434	XP500T T-Max ABS	05-11	17-5411	HARD PARTS
ZX900E/F ZX-9R	00-03	17-5434	XJ600S Seca II	92-99	17-5499	
KZ1100E Shaft	79-80	17-5422	XT600 DualSport	84-89	17-5503	HARD PARTS
KZ1000J	81-83	17-5422	XT600E DualSport	90-95	17-5503	
KZ1000K LTD	81-82	17-5422	YZF600R	97-07	17-5505	HARD PARTS
KZ1000M CSR	81-82	17-5422	YZF-R6	99-02	17-5504	
KZ1000P Police	82-05	17-5422	YZF-R6	03-05	17-5504	HARD PARTS
KZ1000R Replica	82-83	17-5422	YZF-R6	06-15	17-5501	
ZG1000A Concours	86-06	17-5422	YZF-R6S	06-09	17-5504	HARD PARTS
ZL1000A Eliminator	1987	17-5422	XJ650 Maxim	80-83	17-5499	
ZR1000A ZR1000	03-06	17-5434	XJ650RJ Seca	1982	17-5499	HARD PARTS
ZR1000B ZR1000	07-09	17-5434	XJ650LK/LJ Seca Turbo	82-83	17-5499	
ZX1000A Ninja	86-87	17-5422	FZX700 Fazer	86-87	17-5499	HARD PARTS
ZX1000B ZX-10	89-90	17-5422	XJ700 Maxim	85-86	17-5499	
KZ1100A Shaft	81-83	17-5422	XJ700X Maxim X	85-86	17-5499	HARD PARTS
KZ1100B Gpz	81-82	17-5422	FZ750	85-86	17-5499	
KZ1100D Spectre	82-83	17-5422				HARD PARTS
KZ1100L LTD	1983	17-5422				
ZN1100B Shaft	84-85	17-5422				HARD PARTS
ZX1100A Gpz	83-84	17-5422				
ZX1100C/D ZX-11	90-01	17-5437				HARD PARTS
ZX1100E/F Gpz	95-97	17-5437				

EQUIPMENT & TOOLS

YAMAHA® STREET			
APPLICATION	YEAR	K&L P/N	
XJ750J/K Maxim	82-83	17-5499	
XJ750MK Midnight Maxim	1983	17-5499	
XJ750R Seca	81-83	17-5499	
XS7502D/E/F	77-78	17-5497	
XS750SE/SF Special	79-80	17-5497	
XV750 Virago	81-83	17-5495	
XV750MK Midnight Virago	1983	17-5495	
XV750 Virago	88-97	17-5495	
YZF750R	94-98	17-5501	
TDM850	92-93	17-5499	
XS850G/H	80-81	17-5497	
XS850SG/SH Special	80-81	17-5497	
XJ900 Seca	1983	17-5499	
XV920J/K Virago	82-83	17-5495	
XV920RH/RJ Virago	81-82	17-5495	
XV920MK Midnight Virago	1983	17-5495	
XV1000 Virago	84-85	17-5495	
FJ1100	84-85	17-5506	
XV1100 Virago	86-99	17-5495	
XVS1100 V-Star	99-09	17-5495	
FJ1200	86-92	17-5506	
FJ1200A ABS	92-93	17-5506	

HARD PARTS

CARB & FUEL

IGNITION/ELECTRICAL

CONTROL

SUSPENSION

ACCESSORIES

MARINE

AUTOMOTIVE

YAMAHA® OFFROAD			
APPLICATION	YEAR	K&L P/N	
WR250F	01-11	17-5508	
YZ250F	01-07	17-5508	
BW350 Big Wheel	87-88	17-5507	

YAMAHA® ATV			
APPLICATION	YEAR	K&L P/N	
YFM350U Big Bear 2WD	1999	17-5507	
YFZ350 Banshee	87-06	17-5507	
YFM400 Big Bear 2WD	00-04	17-5507	
YFM400F Big Bear 4WD	00-03	17-5507	
YFM40F Big Bear 4WD	03-12	17-5507	
YFM40F Grizzly 4WD	2009	17-5507	
YFZ450	04-06	17-5509	
YFZ450	07-09	17-5510	
YFM660R Raptor	01-05	17-5503	
YFM700R Raptor	06-16	17-5511	

K&L CLUTCH PLATES

K&L Supply is proud to offer these high quality plates from one of the leading clutch manufacturers in Japan, giving you the highest quality available. K&L offers friction plates and metal drive plates.

NOTE: FRICTION PLATES AND METAL DRIVE PLATES ARE SOLD EACH. PLEASE NOTE THAT SOME APPLICATIONS REQUIRE MORE THAN ONE TYPE OF FRICTION PLATE. SPECIFY QUANTITY AND PART NUMBER REQUIRED WHEN ORDERING.



HONDA® STREET			
APPLICATION	YEAR	FRICTION	DRIVE (METAL)
CB50R	2004	17-7163 (5)	17-8155 (4)
CB/CL100 Super Sport, Sc	71-74	17-7163 (5)	17-8155 (4)
CL100/K1/K2 Scrambler	71-73	17-7163 (5)	17-8155 (4)
CL100SK2/S3 Scrambler	73-74	17-7163 (5)	17-8155 (4)
CB125S/S1/S2	73-75	17-7163 (5)	17-8155 (4)
CB125S	76-85	17-7163 (5)	17-8155 (4)
CL125S/S1 Scrambler	73-74	17-7163 (5)	17-8155 (4)
CB175K3~K7 Super Sport	69-73	17-7369 (5)	(4)

HONDA® STREET			
APPLICATION	YEAR	FRICTION	DRIVE (METAL)
CL175K3~K7 Scrambler	69-73	17-7369 (5)	(4)
CM185T Twinstar	78-79	17-7163 (5)	17-8155 (4)
CB200	1974	17-7369 (5)	(4)
CB200T	75-76	17-7369 (5)	(4)
CL200 Scrambler	1974	17-7369 (5)	(4)
CM200T Twinstar	80-82	17-7163 (5)	17-8155 (4)
CM250C Custom	82-83	17-7163 (6)	17-8155 (6)
CMX250C Rebel	85-87	17-7163 (6)	17-8155 (6)
CMX250CD Rebel	1987	17-7163 (6)	17-8155 (6)
VTR250 Interceptor	1988	17-7163 (6)	(6)
VTR250 Interceptor	89-90	17-7163 (6)	(6)
CB350F/F1 (4 cylinder)	72-74	17-7368 (6)	(6)
		17-7369 (1)	(6)
CB350G Super Sport	1973	17-1597 (8)	(7)
CB350K0 Super Sport	68-69	17-1597 (8)	(7)
CB350K1~K4	69-73	17-1597 (8)	(7)
CL350K0 Scrambler	68-69	17-1597 (8)	(7)
CL350K1~K5 Scrambler	69-73	17-1597 (8)	(7)
SL350/K1/K2 Moto Sport	70-73	17-1597 (8)	(7)
CB360/G	1974	17-1597 (8)	(7)
CB360T	75-76	17-1597 (8)	(7)
CJ360T	76-77	17-1597 (8)	(7)
CB400F Super Sport	75-77	17-7368 (6)	(6)
CB400TI Hawk	78-79	17-7368 (6)	17-8032 (6)
		17-7369 (1)	(6)
CB400TII Hawk	78-79	17-7368 (6)	17-8032 (6)
		17-7369 (1)	(6)
CB400T Hawk	80-81	17-7368 (6)	17-8032 (6)
		17-7369 (1)	(6)
CM400C Custom	1981	17-7368 (6)	17-8032 (6)
		17-7369 (1)	(6)
CM400E	80-81	17-7368 (6)	17-8032 (6)
		17-7369 (1)	(6)
CM400T	79-81	17-7368 (6)	17-8032 (6)
		17-7369 (1)	(6)
CB450K1~K7 Super Sport	68-74	17-5770 (7)	(6)
CB450T Hawk	1982	17-7368 (6)	17-8032 (6)
		17-7369 (1)	(6)
CB450SC Nighthawk	82-83	17-7368 (6)	17-8032 (6)
		17-7369 (1)	(6)
CB450SC Nighthawk	85-86	17-7368 (6)	17-8032 (6)
		17-7369 (1)	(6)
CL450K1~K6 Scrambler	68-74	17-5770 (7)	(6)
CM450C Custom	1982	17-7368 (6)	17-8032 (6)
		17-7369 (1)	(6)
CM450E	82-83	17-7368 (6)	17-8032 (6)
		17-7369 (1)	(6)
CMX450C Rebel	86-87	17-7368 (6)	17-8032 (6)
		17-7369 (1)	(1)
CB500T	75-76	17-5770 (7)	(6)
CB500/K1/K2	71-73	17-7373 (7)	(6)
CX500	78-79	17-1597 (6)	(5)
CX500C Custom	79-82	17-1597 (6)	(5)
CX500D Deluxe	79-81	17-1597 (6)	(5)
CX500T Turbo	1982		17-7485 (6)
FT500 Ascot	82-83	17-7368 (6)	(7)
		17-7369 (1)	(6)
GL500 Silverwing	81-82	17-1597 (6)	(5)
GL500I Silverwing	81-82	17-1597 (6)	(5)
VF500C Magna	84-85	17-7163 (8)	(8)
VF500F Interceptor	84-86	17-7163 (8)	(8)
VT500C Shadow	83-86	17-7368 (5)	17-8032 (5)
		17-7369 (1)	(5)
VT500FT Ascot	83-84	17-7368 (5)	17-8032 (5)
		17-7369 (1)	(5)
CB550/K1	74-75	17-1597 (7)	(5)
CB550/K	76-78	17-1597 (6)	(5)
CB550F Super Sport	1975	17-1597 (6)	(6)
CB550F Super Sport	1976	17-1597 (6)	(6)
CB550F Super Sport	76-77	17-1597 (6)	(5)
CB550SC Nighthawk	1983	17-7373 (6)	(5)
CB600F (519)	04-06	17-7298 (7)	17-7495 (7)

HONDA® STREET APPLICATION	YEAR	FRICTION	DRIVE (METAL)
CBR600F Hurricane	1987	17-7373 (5)	———— (5)
up to Engine 2020218		17-5770 (1)	————
CBR600F Hurricane	1987	17-7373 (5)	———— (5)
from Engine 2020219 on		17-5770 (1)	————
CBR600F Hurricane	88-90	17-7373 (5)	———— (4)
		17-5770 (1)	———— (1)
CBR600F2 Hurricane	1991	17-7298 (8)	17-7495 (8)
		17-7369 (1)	————
CBR600F2 Hurricane	1992	17-7298 (8)	———— (8)
		17-7369 (1)	————
CBR600F2 Hurricane	93-94	17-7298 (8)	17-7495 (8)
		17-7369 (1)	————
CBR600F3 Hurricane	95-98	17-7484 (8)	17-7495 (8)
CBR600F4 Hurricane	99-00	———— (5)	17-7495 (6)
		17-7484 (2)	————
CBR600RR	03-06	17-7298 (7)	17-7127 (7)
VT600C Shadow	1988	17-7298 (6)	17-8032 (6)
VT600C Shadow	1989	17-7371 (7)	———— (7)
VT600C Shadow	91-97	17-7298 (6)	17-8032 (6)
		17-7369 (1)	————
VT600CD Shadow VLX	93-98	17-7298 (6)	17-8032 (6)
		17-7369 (1)	————
VT600C Shadow	99-01	17-7484 (6)	17-8032 (6)
CB650	79-82	17-1597 (7)	———— (7)
CB650C Custom	80-81	17-1597 (7)	———— (7)
CB650SC Nighthawk	1982	17-1597 (7)	———— (7)
CB650SC Nighthawk	83-86	17-7373 (6)	———— (5)
CX650C	1983	17-1597 (7)	———— (6)
CX650T Turbo	1983	————	17-7485 (6)
GL650/I Silverwing	1983	17-1597 (7)	———— (6)
NT650 Hawk GT	88-89	17-7371 (7)	———— (7)
NT650 Hawk GT	90-91	17-7371 (7)	17-7495 (7)
CB700SC Nighthawk	84-86	17-7297 (6)	17-7491 (5)
VF700C Magna	84-87	17-7297 (6)	17-7491 (5)
VF700F Interceptor	84-85	17-7297 (7)	17-7491 (6)
VF700S Sabre	84-85	17-7297 (6)	17-7491 (5)
VFR700F Interceptor	1986	17-7298 (8)	17-7495 (8)
		17-7369 (1)	————
VFR700F2 Interceptor	86-87	17-7298 (8)	17-7495 (8)
		17-7369 (1)	————
VT700C Shadow	84-87	17-7297 (6)	17-7491 (5)
CB750 Nighthawk	91-03	17-7373 (1)	17-7493 (5)
		17-5770 (1)	———— (1)
CB750F Super Sport	75-78	17-1598 (6)	17-7491 (5)
CB750C/F/K/L twin cam	79-82	17-7371 (7)	17-8018 (6)
		17-7372 (1)	———— (1)
CB750SC Nighthawk	82-83	17-7371 (7)	17-8018 (6)
		17-7372 (1)	———— (1)
VF750C Magna	82-83	17-7297 (6)	17-7491 (5)
VF750C Magna	1988	17-7297 (6)	17-7491 (5)
VF750C Magna Magna Deluxe	94-03	17-7298 (8)	17-7495 (8)
		17-7369 (1)	————
VF750F Interceptor	83-84	17-7297 (7)	17-7491 (6)
VF750S Sabre	82-83	17-7297 (6)	17-7491 (5)
VFR750F Interceptor	1986	17-7298 (8)	17-7495 (8)
		17-7369 (1)	————
VFR750F	90-97	17-7298 (8)	17-7495 (8)
		17-7369 (1)	————
VT750C Shadow	1983	17-7297 (6)	17-7491 (5)
PC800 Pacific Coast	89-90	17-7297 (2)	———— (6)
PC800 Pacific Coast	94-98	17-7297 (2)	———— (6)
VFR800FI Interceptor	98-99	17-7298 (8)	17-7495 (8)
		17-7369 (1)	————
VT800C Shadow	1988	17-7297 (6)	17-7491 (5)
CB900C/F	80-82	17-7371 (7)	17-8018 (6)
		17-7372 (1)	———— (1)
CBR900F (919)	02-07	17-7298 (7)	17-7127 (7)
CBR900RR	93-95	17-7298 (8)	———— (8)
CBR900RR	96-97	17-7368 (9)	17-7127 (9)
CBR900RR	98-99	17-7298 (7)	17-7127 (7)
CBR929RR	00-01	17-7298 (8)	———— (8)

HONDA® STREET APPLICATION	YEAR	FRICTION	DRIVE (METAL)
CBR954RR	02-03	17-7298 (8)	———— (8)
CB1000	94-95	17-5770 (1)	17-7493 (8)
		17-7297 (8)	————
CB1000C Custom	1983	17-7371 (7)	17-8018 (6)
		17-7372 (1)	———— (1)
CBR1000F Hurricane	87-88	17-5770 (1)	17-7493 (8)
		17-7297 (8)	————
CBR1000F Hurricane	90-91	17-5770 (1)	17-7493 (8)
		17-7297 (8)	————
CBR1000F Hurricane	93-95	17-5770 (1)	17-7493 (8)
		17-7297 (8)	————
CBR1000RR	04-06	17-7373 (6)	———— (6)
		17-7297 (2)	———— (1)
GL1000/L Goldwing	75-79	17-1598 (7)	————
VTR1000 Super Hawk	97-02	———— (10)	17-7493 (9)
GL1100 Goldwing	80-83	17-7236 (1)	17-7485 (6)
		17-7234 (7)	————
GL1100I Interstate	80-83	17-7236 (1)	17-7485 (6)
		17-7234 (7)	————
GL1100A Aspencade	82-83	17-7236 (1)	17-7485 (6)
		17-7234 (7)	————
ST1100	91-02	17-5770 (2)	17-7493 (9)
ST1100A (ABS)	92-02	17-5770 (2)	17-7493 (9)
VF1100C V65 Magna	83-86	———— (8)	17-8018 (7)
VF1100S V65 Sabre	84-85	———— (8)	17-8018 (7)
VT1100C Shadow	85-90	17-7297 (6)	17-7491 (5)
VT1100C Shadow	92-96	17-7297 (6)	17-7491 (5)
VT1100C/C2/C2-2	97-01	———— (7)	17-7493 (8)
GL1200 Goldwing	84-85	17-7234 (9)	17-7485 (7)
GL1200I Interstate	84-85	17-7234 (9)	17-7485 (7)
GL1200A Aspencade	84-85	17-7234 (9)	17-7485 (7)
GL1200L Limited	84-85	17-7234 (9)	17-7485 (7)
GL1200I Interstate	1986	————	17-7485 (7)
GL1200A Aspencade	1986	————	17-7485 (7)
GL1200SEI	1986	————	17-7485 (7)
C3/D2/T		17-7297 (2)	————
GL1500 Goldwing	88-89	17-7371 (9)	———— (8)
GL1500 Goldwing	1990	17-7371 (7)	———— (8)
		17-7372 (1)	———— (1)
GL1500A Aspencade	91-98	17-7371 (7)	———— (8)
		17-7372 (1)	———— (1)
GL1500I Interstate	91-96	17-7371 (7)	———— (8)
		17-7372 (1)	———— (1)
GL1500SE	90-98	17-7371 (7)	———— (8)
		17-7372 (1)	———— (1)

HONDA® ATV APPLICATION	YEAR	FRICTION	DRIVE (METAL)
ATC90/K1/K2/K3	70-75	17-7166 (3)	———— (4)
ATC90	76-78	17-7166 (3)	———— (4)
TRX90 Fourtrax	93-03	17-7163 (4)	17-8155 (3)
ATC110	79-85	17-7166 (3)	———— (4)
ATC125M	84-85	17-7166 (3)	———— (4)
ATC125M	86-87	17-7163 (4)	17-8155 (3)
TRX125 Fourtrax	85-86	17-7166 (3)	———— (4)
TRX125 Fourtrax	87-88	17-7163 (4)	17-8155 (3)
ATC185	1980	17-7163 (4)	17-8155 (3)
ATC185S	81-83	17-7163 (4)	17-8155 (3)
ATC200E/ES/M/S/X	81-85	17-7163 (4)	17-8155 (3)
ATC200X	83-85	17-7163 (5)	17-8155 (4)
ATC200X	86-87	17-7163 (5)	———— (4)
TRX200 Fourtrax 200	1984	17-7163 (4)	17-8155 (3)
TRX200/D/SX Fourtrax	86-97	17-7163 (5)	———— (4)
ATC250ES	85-87	17-7368 (5)	17-8164 (4)
ATC250R	81-84	17-7160 (7)	———— (6)
ATC250R	1985	17-7298 (7)	———— (6)
ATC250R	1986	17-7298 (7)	17-8164 (4)
ATC250SX	85-87	17-7368 (5)	17-8164 (4)
TRX250 Fourtrax 250	85-87	17-7368 (5)	17-8164 (4)
TRX250 Recon	97-01	17-7163 (5)	———— (4)
TRX250R Fourtrax 250R	86-89	17-7298 (7)	17-8164 (4)
TRX250X Fourtrax 250X	87-88	17-7298 (6)	17-8164 (5)

EQUIPMENT & TOOLS

HARD PARTS

CARB & FUEL

IGNITION/ELECTRICAL

CONTROL

SUSPENSION

ACCESSORIES

MARINE

AUTOMOTIVE

EQUIPMENT & TOOLS

HONDA® ATV APPLICATION	YEAR	FRICTION	DRIVE (METAL)
TRX250X Fourtrax 250X	91-92	17-7298 (6)	17-8164 (5)
TRX250 Fourtrax Recon	02-11	17-7163 (5)	———— (4)
TRX250EX Sportrax	01-05	17-7163 (5)	———— (4)
TRX300 Fourtrax 300	88-00	17-7368 (6)	17-8164 (5)
TRX300EX	93-03	17-7298 (6)	17-8164 (5)
TRX300FW Fourtrax 300 4x4	88-00	17-7368 (6)	17-8164 (5)
ATC350X	85-86	17-7298 (6)	17-8164 (5)
TRX350 Fourtrax 4x4	86-87	17-7368 (6)	17-8164 (5)
TRX350D Foreman 4x4	87-89	17-7368 (6)	17-8164 (5)
TRX400EX	99-03	17-7484 (7)	———— (6)
TRX400FW Foreman	95-01	17-7368 (6)	17-8164 (5)
TRX400FW Foreman	2003	17-7368 (6)	———— (5)
TRX400FM Foreman	2002	17-7368 (6)	17-8164 (5)
TRX450S/ES Foreman	98-01	17-7368 (6)	17-8164 (5)
TRX450FE Foreman S/ ES	02-03	17-7368 (6)	———— (5)
TRX450R/ER SportTrax	04-12	17-7483 (7)	17-7030 (7)
TRX500FE/FM/TM Foreman	05-06	17-7368 (7)	17-8164 (5)

HARD PARTS

CARB & FUEL

IGNITION/ELECTRICAL

CONTROL

SUSPENSION

ACCESSORIES

MARINE

AUTOMOTIVE

HONDA® DUAL SPORT/OFFROAD APPLICATION	YEAR	FRICTION	DRIVE (METAL)
CR60R	83-84	17-7163 (4)	17-8155 (3)
XL75	77-79	17-7163 (3)	17-8155 (3)
XR75/K1/K2	73-75	17-7163 (3)	17-8155 (3)
XR75	76-78	17-7163 (3)	17-8155 (3)
CR80R	80-83	17-7163 (4)	17-8155 (3)
CR80R	84-86	17-7163 (5)	———— (4)
CR80R	87-02	17-7163 (5)	17-8155 (4)
CR80RB	96-02	17-7163 (5)	17-8155 (4)
CRF80F	04-09	17-7163 (3)	17-8155 (2)
XL80S	80-85	17-7163 (3)	17-8155 (2)
XR80	79-84	17-7163 (3)	17-8155 (2)
XR80R	85-88	17-7163 (3)	17-8155 (2)
XR80R	90-91	17-7163 (3)	17-8155 (2)
XR80R	93-03	17-7163 (3)	17-8155 (2)
CT90 Trail 90	69-79	17-7166 (3)	———— (4)
ST90/K1/K2 Trail Sport 90	73-75	17-7166 (3)	———— (4)
SL100/K1/K2/K3	70-73	17-7163 (5)	17-8155 (4)
XL100/K1	74-75	17-7163 (5)	17-8155 (4)
XL100	76-78	17-7163 (5)	17-8155 (4)
XL/XR100	79-03	17-7163 (4)	17-8155 (3)
CT110	80-84	17-7166 (3)	———— (4)
CT110	1986	17-7166 (3)	———— (4)
CR125R	1981	17-7163 (6)	———— (5)
CR125R	1982	17-7163 (7)	———— (7)
CR125R	83-84	17-7298 (6)	———— (5)
CR125R	1985	17-5784 (6)	———— (5)
CR125R	86-99	17-5784 (7)	———— (6)
CR125R	00-03	17-5784 (8)	———— (7)
CT125 Trail 125	1977	17-7163 (4)	17-8155 (4)
NX125	88-90	17-7163 (5)	17-8155 (4)
SL125/K1/K2	71-73	17-7163 (5)	17-8155 (4)
TL125/K1/K2 Trials	73-75	17-7163 (4)	17-8155 (3)
TL125S Trials	1976	17-7163 (5)	17-8155 (4)
XL125/K1	74-85	17-7163 (5)	17-8155 (4)
SL175/K1	70-72	17-7369 (5)	———— (4)
XL175	73-78	17-7369 (5)	———— (4)
XL185S	79-83	17-7163 (5)	17-8155 (4)
XR185	1979	17-7163 (5)	17-8155 (4)
TLR200 Reflex	86-87	17-7163 (5)	17-8155 (4)
TR200 Fatcat	1986	17-7163 (5)	———— (4)
XL200/R	83-84	17-7163 (5)	17-8155 (4)
XR200	80-84	17-7163 (5)	17-8155 (4)
XR200R	81-83	17-7163 (5)	17-8155 (4)
XR200R	84-85	17-7298 (5)	17-8164 (4)
XR200R	86-88	17-7163 (5)	17-8155 (4)
XR200R	90-91	17-7163 (5)	17-8155 (4)
XR200R	93-03	17-7163 (5)	17-8155 (4)
CRF250R	04-11	17-5784 (8)	17-8164 (7)
CRF250X	04-11	17-5784 (7)	17-8164 (7)
CR250M/M1	73-76	17-1597 (7)	———— (6)
CR250R	78-80	17-7160 (7)	———— (6)
CR250R	81-82	17-1597 (7)	———— (6)

HONDA® DUAL SPORT/OFFROAD APPLICATION	YEAR	FRICTION	DRIVE (METAL)
CR250R	84-89	———— (7)	17-8168 (6)
CR250R	1990	———— (8)	17-8168 (7)
CR250R	91-93	17-7483 (8)	17-8168 (7)
CR250R	94-07	17-7483 (8)	17-8168 (5)
		————	17-7030 (2)
MR250 Elsinore offroad	1976	17-1597 (7)	———— (6)
MT250/K1 Enduro-Dual	74-75	17-1597 (7)	———— (6)
NX250	88-90	17-7298 (6)	17-8164 (5)
TL250 Trials	75-76	17-1597 (7)	———— (6)
XL250/K1/K2 Motosport	72-75	17-1597 (7)	———— (6)
XL250	1976	17-1597 (7)	———— (6)
XL250S	78-80	17-7368 (4)	———— (3)
XL250S	1981	17-7368 (4)	———— (4)
		17-7369 (1)	————
XL250R	82-83	17-7368 (4)	———— (4)
		17-7369 (1)	————
XL250R	84-87	17-7298 (5)	17-8164 (4)
XR250	79-80	17-7368 (4)	———— (3)
XR250R	81-82	17-7368 (4)	———— (4)
		17-7369 (1)	————
XR250R	84-85	17-7298 (5)	17-8164 (4)
XR250R	86-95	17-7298 (6)	17-8164 (5)
XR250R	96-03	17-7484 (6)	17-8164 (5)
XR250L	91-96	17-7298 (6)	17-8164 (5)
SL350/K1/K2 Moto Sport	70-73	17-1597 (8)	———— (7)
XL350	74-76	17-1597 (7)	———— (6)
XL350R	84-85	17-7298 (5)	17-8164 (5)
		17-7369 (1)	————
XR350R	83-85	17-7298 (6)	17-8164 (5)
XR400R	96-04	17-7484 (7)	17-8164 (6)
CR450R	1981	17-1597 (7)	———— (6)
CRF450R/X	02-12	17-7483 (8)	17-7030 (7)
CR480R	1982	17-1597 (7)	———— (6)
CR500R	84-89	———— (7)	17-8168 (6)
CR500R	1990	———— (8)	17-8168 (7)
CR500R	91-01	17-7483 (8)	17-8168 (7)
XL500S	79-81	17-7368 (6)	17-8035 (6)
		17-7369 (1)	————
XL500R	1982	17-7368 (7)	17-8035 (6)
XR500	79-80	17-7368 (7)	17-8035 (6)
XR500R	81-82	17-7368 (7)	17-8035 (6)
XR500R	83-84	17-7368 (7)	17-8033 (6)
XL600R	83-87	17-7368 (7)	17-8033 (6)
XL600V Transalp	89-90	17-7298 (6)	17-8032 (6)
		17-7369 (1)	————
XR600R	85-00	17-7483 (7)	17-8033 (6)
NX650	88-89	17-7483 (7)	17-8033 (6)
XR650L Dual Sport	93-09	———— (7)	17-8033 (6)
XR650R	00-07	17-7373 (6)	17-8033 (6)

KAWASAKI® STREET APPLICATION	YEAR	FRICTION	DRIVE (METAL)
BN125A Eliminator	01-09	————	17-7070 (4)
KZ200A1/A2	78-79	17-7177 (6)	17-7051 (5)
EL250B2/B3 Eliminator	88-89	17-7184 (5)	17-8113 (4)
EL250E1~E4 250HS	91-94	17-7184 (5)	17-8113 (4)
EX250 Ninja 250R	86-07	17-7184 (5)	17-8113 (4)
KH250A5 2-stroke triple	1976	17-7179 (6)	———— (5)
KZ250D1/D2 LTD & CSR	80-81	17-7177 (7)	17-7051 (6)
KZ250L1 CSR	1982	17-7177 (7)	17-7051 (6)
KZ250W1 LTD	1983	17-7177 (7)	17-7051 (6)
S1A/S1B/S1C 250 2-stroke	73-75	17-7179 (6)	———— (5)
KZ400A1/A2	77-78	———— (6)	17-8113 (5)
KZ400B1/B2	78-79	———— (6)	17-8113 (5)
KZ400C1	1978	———— (6)	17-8113 (5)
KZ400/D/D3/D4	74-77	———— (6)	17-8113 (5)
KZ400H1 LTD	1979	———— (6)	17-8113 (5)
KZ400S/S2/S3 Special	75-77	———— (6)	17-8113 (5)
EN450A1~A6 454 LTD	85-90	17-7184 (7)	17-8113 (6)
EN500A Vulcan	90-96	17-7184 (7)	17-8113 (6)
EN500C LTD Vulcan	96-09	17-7184 (7)	17-8113 (6)
EX500A1~A7	87-93	17-7184 (7)	17-8113 (6)

KAWASAKI® STREET APPLICATION	YEAR	FRICTION	DRIVE (METAL)
EX500D1~D12 Ninja 500R	94-09	17-7184 (7)	17-8113 (6)
H1/A/B-500 Mach III	69-71	17-7177 (7)	17-7051 (6)
H1C/H1D/H1E/H1F-500	72-75	17-7177 (7)	17-7051 (6)
KH500A8 2-stroke triple	1976	17-7177 (7)	17-7051 (6)
KZ550 (all)	80-84	17-7183 (7)	— (6)
ZX550A1/A2 GPz	84-85	17-7183 (7)	17-8113 (6)
ZL600A1/A2 Eliminator	86-87	17-7183 (7)	17-8113 (6)
ZL600B2/B3 Eliminator	96-97	17-7183 (7)	17-8113 (6)
ZX600A Ninja 600R	85-87	17-7183 (7)	17-8113 (6)
ZX600B1 Ninja 600RX	1987	17-7183 (7)	17-8113 (6)
ZX600C1~C10 Ninja 600R	88-97	17-7183 (7)	17-8113 (6)
ZX600D1~D4 Ninja ZX-6	90-93	17-7185 (7)	17-8039 (6)
ZX600E1~E10 Ninja ZX-6	93-02	17-7185 (7)	17-8039 (6)
ZX600E11-E12 ZZR600	03-05	17-7185 (7)	17-8039 (6)
ZX600F Ninja ZX-6R	95-97	17-7949 (9)	17-7068 (8)
ZX600G1/G2 Ninja ZX-6R	98-99	17-7949 (9)	17-7068 (8)
ZX600J1/J2/J3 Ninja ZX-6R	00-02	17-7949 (9)	17-7051 (8)
Ninja ZX-6RR	03-04	17-7949 (9)	17-7051 (8)
ZX600J4/J6F ZZR600	05-08	17-7949 (9)	17-7051 (8)
ZX600N Ninja ZX-6RR	05-06	17-7949 (9)	— (8)
ZX636B1/B2/C1 Ninja ZX-6R	03-05	17-7949 (9)	17-7051 (8)
ZX636 Ninja ZX-6R	2006	17-7949 (9)	— (5)
KZ650B1/B2/B2A/B3	77-79	17-7371 (7)	17-8102 (6)
KZ650C1/C2/C3 Custom	77-79	17-7371 (7)	17-8102 (6)
KZ650D1/D1A/D2 SR	78-79	17-7371 (7)	17-8102 (6)
KZ650E1 LTD	1980	17-7371 (7)	17-8102 (6)
KZ650F1	1980	17-7371 (7)	17-8102 (6)
KZ650H1/H2/H3 CSR	81-83	17-7371 (7)	17-8102 (6)
KZ700A1	1984	17-7371 (7)	17-8102 (6)
VN700A1 Vulcan	1985	17-7185 (8)	— (7)
ZN700A1/A2LTD	84-85	17-7371 (7)	17-8102 (6)
KZ750K1/K2 (2 cylinder)	83-84	17-7184 (8)	— (7)
KZ750L3	1983	17-7371 (7)	17-8102 (6)
H2B 750 2-stroke triple	74-75	17-7177 (6)	17-7068 (6)
KZ750B1/B2/B3 B4 (2 cyl)	76-79	17-7183 (8)	— (7)
KZ750E1/E2/E3	80-82	17-7371 (7)	17-8102 (6)
KZ750F1 LTD	1983	17-7371 (7)	17-8102 (6)
KZ750G1LTD (2 cylinder)	1980	17-7183 (8)	— (7)
KZ750H LTD	80-83	17-7371 (7)	17-8102 (6)
KZ750M1 CSR (2 cylinder)	1982	17-7184 (8)	— (7)
KZ750N1/N2 Spectre	82-83	17-7371 (7)	17-8102 (6)
KZ750R1 GPz	1982	17-7371 (7)	17-8102 (6)
VN750A2~A20 Vulcan	86-06	17-7185 (8)	— (7)
ZR750F2 ZR-7	2000	17-7947 (5)	— (6)
ZR750H1/H2/H3 ZR-7S	01-03	17-7947 (5)	— (6)
ZR750K/K6F Z750S	05-10	17-7949 (9)	17-7051 (8)
ZX750A1/A2/A3 GPz	83-85	17-7371 (7)	17-8102 (6)
ZX750E1/E2 GPz Turbo	84-85	— (8)	17-8102 (7)
ZX750F1~F4 Ninja 750R	87-90	17-7189 (8)	— (6)
ZX750H1 H2 Ninja ZX-7	89-90	17-7183 (7)	— (6)
ZX750J1/J2 Ninja ZX-7	91-92	17-7183 (8)	— (6)
ZX750K1/K2 ZX-7R	91-92	17-7185 (8)	— (6)
ZX750LNinja ZX-7	93-95	17-7183 (8)	— (6)
ZX750M1/M2 ZX-7R	93-94	17-7185 (8)	— (6)
ZX750N1/N2 Ninja ZX-7R	96-97	17-7185 (8)	— (6)
ZX750P1~P8 Ninja ZX-7R	96-03	17-7183 (8)	— (6)
Z1/Z1A/Z1B 900	73-75	17-7371 (8)	17-8102 (7)
KZ900A4/A5	76-77	17-7371 (8)	17-8102 (7)
KZ900B1 LTD	1976	17-7371 (8)	17-8102 (7)
ZL900A1/A2 Eliminator	85-86	17-7189 (9)	— (7)
ZX900ANinja 900R	84-86	17-7184 (8)	— (7)
ZX900B1~B4 Ninja ZX-9R	94-97	17-7185 (8)	— (7)
ZX900C1/C2 Ninja ZX-9R	98-99	17-7949 (10)	— (9)
ZX900E1/E2 Ninja ZX-9R	00-01	17-7949 (10)	— (9)
ZX900F1/F2 Ninja ZX-9R	02-03	17-7949 (10)	— (9)
KZ1000A1/A2/A3/A4	77-80	17-7371 (8)	17-8102 (7)
KZ1000B1/B2/B3/B4 LTD	77-80	17-7371 (8)	17-8102 (7)
KZ1000C1/C1A~C4 Police	78-81	17-7371 (8)	17-8102 (7)
KZ1000D1 Z1R	1978	17-7371 (8)	17-8102 (7)
KZ1000D1 Z1R	1980	17-7371 (8)	17-8102 (7)
KZ1000E1/E2 Shaft ST	79-80	17-7183 (9)	17-8039 (8)
KZ1000G1 LTD Classic	1980	17-7371 (8)	17-8102 (7)
KZ1000J1/J2/J3	81-83	17-7184 (9)	17-8039 (8)

KAWASAKI® STREET APPLICATION	YEAR	FRICTION	DRIVE (METAL)
KZ1000K1/K2 LTD	81-82	17-7184 (9)	17-8039 (8)
KZ1000M1/M2 CSR	81-82	17-7184 (9)	17-8039 (8)
KZ1000P1~P24 Police	82-05	17-7184 (9)	17-8039 (8)
KZ1000R1/R2 Replica	82-83	17-7184 (9)	17-8039 (8)
ZG1000A1~A20 Concours	86-06	17-7189 (9)	— (8)
ZL1000A1 Eliminator	1987	17-7189 (9)	— (8)
ZR1000A1 Z1000	03-09	17-7949 (10)	— (9)
ZX1000A Ninja 1000R	86-87	17-7189 (9)	17-8039 (8)
ZX1000B Ninja ZX-10	88-90	17-7189 (9)	— (8)
ZX1000 ZX-10R	04-07	17-7949 (10)	— (9)
KZ1100A1/A2/A3 Shaft	81-83	17-7184 (9)	17-8039 (8)
KZ1100B1/B2 GPz	81-82	17-7184 (9)	17-8039 (8)
KZ1100D1/D2 Spectre	82-83	17-7184 (9)	17-8039 (8)
KZ1100L1 LTD	1983	17-7184 (9)	17-8039 (8)
ZN1100B1/B2 LTD	84-85	17-7189 (9)	17-8039 (8)
ZR1100A1/A2/A3	92-94	17-7185 (2)	17-8039 (8)
ZR1100C3/C4 ZRX1100	99-00	17-7183 (2)	17-8039 (8)
		17-7185 (7)	— (8)
ZX1100A1/A2 GPz	83-84	17-7189 (9)	17-8039 (8)
ZX1100C1~C4 Ninja ZX-11	90-93	17-7947 (9)	— (8)
ZX1100D1~D9 Ninja ZX-11	93-01	17-7947 (9)	— (8)
ZX1100E1/E2/E3 GPz	95-97	17-7947 (9)	— (8)
ZX1100F1 GPz (ABS)	1996	17-7947 (9)	— (8)
ZG1200A1 Voyager XII	1986	17-7189 (9)	— (8)
ZG1200B Voyager XII	87-03	17-7189 (9)	— (8)
ZN1300A1~A6 Voyager	83-88	17-7951 (8)	— (8)
VN1500 Series, (all)	87-10	17-7951 (8)	17-7128 (7)
VN1600 Series, (all)	03-08	17-7951 (8)	17-7128 (7)
VN1700 Series, (all)	09-12	17-7951 (8)	17-7128 (9)
VN2000 Series, (all)	04-10	17-7951 (10)	17-7128 (9)

KAWASAKI® ATV APPLICATION	YEAR	FRICTION	DRIVE (METAL)
KLT160A1	1985	17-7163 (5)	— (4)
KLF185A Bayou	85-88	17-7163 (5)	— (4)
KLT185A1/A2	86-87	17-7163 (5)	— (4)
KLT200A/B/C	81-84	17-7177 (7)	17-7051 (6)
KLF220A1~A15 Bayou	88-02	— (5)	17-7070 (4)
KLF250A1/A2 Bayou 250	03-11	— (5)	17-7070 (4)
KLT250A1/A2	82-84	17-7177 (7)	17-7051 (6)
KSF250A Mojave	87-04	17-7177 (7)	17-7051 (6)
KXF250A1/A2 Tecate 4	87-88	17-5791 (8)	— (6)
KLF400B1~B7 Bayou 4x4	93-99	— (6)	17-7078 (5)
KSF450 KFX450R	08-12	— (8)	17-7078 (7)

KAWASAKI® DUAL SPORT/OFFROAD APPLICATION	YEAR	FRICTION	DRIVE (METAL)
KX60A1/A2	83-84	17-7948 (5)	17-7056 (4)
KX60B1~B19	85-03	17-7948 (5)	17-7056 (4)
KX65A	00-12	17-7948 (5)	— (4)
KD80	75-90	17-7948 (4)	17-7056 (3)
KDX80	80-81	17-7948 (4)	17-7056 (3)
KDX80	82-88	17-7948 (5)	17-7056 (4)
KX80A1/A2	79-80	17-7948 (4)	17-7056 (3)
KX80C1/C2/E1/E2	81-84	17-7948 (5)	17-7056 (4)
KX80E3/G1/G2/J2	85-87	17-7948 (6)	17-7056 (5)
KX80L1	1988	— (7)	17-7056 (6)
KX80L2/L3	89-90	— (6)	17-7056 (6)

KX80R1~R7	91-97	— (5)	17-7056 (5)
KX80T1/T2/T3/T4	91-94	— (5)	17-7056 (5)

KX80W1/W2/W3	98-00	17-7163 (6)	— (5)
KX85A1/A2/A3/A4/A5	01-12	17-7163 (6)	— (5)
G3TR-90 Bushmaster	69-70	17-7948 (4)	17-7056 (3)
MC1	73-75	17-7948 (4)	17-7056 (3)
G31M/G31M Centurion	70-71	17-7948 (4)	17-7056 (3)
G4TR-100 Trail Boss	1970	17-7948 (4)	17-7056 (3)
G4TRA/B/C/D/E 100	71-75	17-7948 (4)	17-7056 (3)
G5/G5A/B/C-100	72-75	17-7948 (4)	17-7056 (3)
KD/KE/KM/KV100	76-01	17-7948 (4)	17-7056 (3)

EQUIPMENT & TOOLS

HARD PARTS

CARB & FUEL

IGNITION/ELECTRICAL

CONTROL

SUSPENSION

ACCESSORIES

MARINE

AUTOMOTIVE

EQUIPMENT & TOOLS	KAWASAKI® DUAL SPORT/OFFROAD				SUZUKI® STREET			
	APPLICATION	YEAR	FRICTION	DRIVE (METAL)	APPLICATION	YEAR	FRICTION	DRIVE (METAL)
HARD PARTS	KX100B5/B6/B7	95-97	———— (6)	17-7056 (5)	GN250Z/D	82-83	17-7173 (4)	———— (4)
	KX100	98-12	17-7163 (6)	———— (5)	GN250F	1985	17-7173 (4)	———— (4)
	F6/A/B-125 Enduro	71-73	17-7179 (5)	———— (4)	GN250J	1988	17-7173 (4)	———— (4)
	KD125/A2/A3/A4/A5	75-79	17-7179 (5)	———— (4)			17-5788 (1)	————
	KS125/A	74-75	17-7179 (5)	———— (4)			17-7173 (4)	———— (4)
	KE125A3~A10	76-83	17-7179 (5)	———— (4)	GS250TT/TX	80-81	17-1601 (7)	————
	KX125/A/A3	74-76	17-7179 (5)	———— (4)	GZ250X/Y/K1/K2/K3	99-03	17-5788 (4)	———— (4)
	KX125A4/A5	78-79	17-7179 (6)	———— (4)	Marauder		———— (1)	————
	KX125A6	1980	17-7179 (6)	———— (5)	GS300LZ/LD	82-83	17-5852 (8)	———— (7)
	KX125B1	1982	17-7179 (6)	———— (4)	GS300LF	1985	17-5852 (8)	———— (7)
	KX125B2	1983	17-7179 (7)	———— (6)	GN400T/XT/XX/TX/TZ	80-82	17-7173 (6)	17-8120 (5)
	KX125C1	1984	17-7179 (7)	———— (4)	GS400B/XB/C/XC	77-78	17-7336 (7)	17-8120 (5)
	KX125K1~K4L1~L4M1~M3	94-05	17-7139 (7)	17-7051 (6)	GSF400M/N/P Bandit	91-93	———— (6)	————
	F7A/B/C/D 175 Enduro	71-75	17-7179 (5)	———— (5)			17-1601 (1)	————
	CARB & FUEL	KD175A1/A2/A3/A4	76-79	17-7179 (5)	———— (4)	GS425N/EN/LN	1979	17-7336 (7)
KDX175A1/A2/A3		80-82	17-7179 (6)	———— (5)	GS450 Twins (all)	80-83	17-7173 (7)	17-8120 (6)
KE175B1/B2/B3		76-78	17-7179 (5)	———— (4)	GS500EK~K2	89-02	17-7173 (7)	17-8120 (6)
KE175D2/D3/D4/D5		80-83	17-7179 (5)	———— (4)	GS550B/C/N	77-79	17-7336 (7)	17-8120 (6)
KDX200A1/A2/A3		83-85	17-7179 (7)	———— (6)	GS550EC/EN/ET	78-80	17-7336 (7)	17-8120 (6)
KDX200H1~H11		95-09	———— (8)	17-7070 (7)	GS550ED/ESD	1983	17-7336 (7)	17-8120 (6)
KDX220A4~A12		97-05	———— (8)	17-7070 (7)			———— (1)	————
KDX250D1/D2/D3/D4		91-94	17-5791 (8)	17-7078 (7)	GS550E	83-86	17-7336 (7)	17-8120 (6)
KL250A/C KLR		78-84	17-7177 (7)	17-7051 (6)			———— (1)	————
KL250D2~D22 KLR		85-05	17-7177 (6)	17-7068 (5)	GS550LN/LT/LX/LZ	79-82	17-7336 (7)	17-8120 (6)
KLX250A1/A2		79-80	17-7177 (7)	———— (6)	GS550LD	1983	17-7336 (7)	17-8120 (6)
KT250A/A2 Trials		75-76	17-7179 (5)	———— (4)			————	————
KX250E1		1987	17-5791 (8)	———— (7)	GS550LF/LG	85-86	17-7336 (7)	17-8120 (6)
KX250F1		1988	17-5791 (8)	————			————	————
KX250G1/H1		89-90	17-5791 (8)	————	GS550MZ Katana	1982	17-7336 (7)	17-8120 (6)
CONTROL	KX250H2	1991	17-5791 (8)	17-7078 (7)	GS550TX	1981	17-7336 (7)	17-8120 (6)
	KX250F 4-stroke	04-12	17-7949 (8)	17-7051 (7)	GSF600ST~SK2 Bandit	96-02	17-7173 (8)	———— (7)
	KX250T8F KX250F 4-stroke	2008	17-7949 (8)	———— (7)	GSX600FJ~FM Katana	88-91	17-7173 (8)	———— (7)
	KX450F 4-stroke	06-12	17-7483 (8)	17-7078 (7)	GSX-R600WN/WP	92-93	17-7188 (8)	17-8130 (7)
	KLX450R	08-12	17-7483 (8)	17-7078 (7)	GSX-R600V/W	97-98	17-7105 (8)	————
	KX500C1	1987	17-5791 (8)	———— (7)			———— (1)	17-8152 (1)
	KX500D1	1988	17-5791 (8)	————	GSX-R600X/Y	99-00	17-7105 (7)	———— (8)
	KX500E1~E16	89-04	17-5791 (8)	————			———— (1)	————
	KL600A1/B1/B2 KLR	84-86	17-7183 (7)	17-8113 (6)	GSX-R600	04-06	17-7298 (8)	———— (7)
	KL650A1~A9	87-95	17-7183 (7)	———— (6)			———— (1)	———— (2)
	KL650 KLR	96-11	17-7183 (8)	———— (7)	RF600RR/RS	94-95	17-7188 (7)	17-8130 (6)
	KL650B2/B3 Tengai KLR	90-91	17-7183 (7)	———— (6)			————	———— (1)
	KLX650A	93-95	17-7183 (7)	———— (6)	RF600RT	1996	17-7188 (5)	17-8130 (7)
	KLX650C1~C4 Dual Sport	93-96	17-7183 (7)	———— (6)			———— (1)	———— (1)
	KLX650D1 Offroad	1996	17-7183 (7)	———— (6)	GR650D/XD Tempter	1983	17-7173 (7)	———— (7)
ACCESSORIES	KTM® DUAL SPORT/OFFROAD				GS650EX/EZ	81-82	17-7172 (8)	————
	APPLICATION	YEAR	FRICTION	DRIVE (METAL)	GS650GX/GZ/GD	81-83	17-7172 (8)	————
	150SX	10-11	17-7935 (7)	17-7937 (4)	GS650GLX/GLZ/GLD	81-83	17-7172 (8)	————
			————	17-7938 (2)	GS650MD Katana	1983	17-7172 (8)	———— (8)
	150XC	10-11	17-7935 (7)	17-7937 (4)	LS650PG/PH/PJ Savage	86-88	17-7173 (5)	———— (5)
			————	17-7938 (2)			17-5788 (1)	————
	200EXC	98-05	————	17-7938 (2)	LS650PS~PK3 Savage	95-03	17-7173 (5)	———— (5)
	200MXC	98-03	————	17-7938 (2)			17-5788 (1)	————
	200SM	2005	————	17-7938 (2)	SV650	99-02	17-7173 (6)	17-8120 (6)
	200SX	98-04	————	17-7938 (2)			17-5788 (1)	————
	200XC	2006	————	17-7938 (2)	XN85D Turbo	1983	17-7172 (9)	17-8120 (8)
	200XC	2009	17-7935 (7)	17-7938 (2)	GS700EF/ESF	1985	17-7172 (8)	————
	200XCW	06-07	————	17-7938 (2)	VS700GL Intruder	86-87	17-7173 (6)	———— (6)
	200XCW	2009	17-7935 (7)	17-7938 (2)			17-5788 (1)	————
	200XCW	10-11	17-7935 (7)	17-7937 (4)	GS750B/C/EC/N/EN	77-79	17-7336 (8)	17-8120 (7)
		————	17-7938 (2)	GS750E Series 16-valve	80-83	17-7172 (8)	————	
MARINE	250SXF	05-11	17-7935 (8)	————	GS750LN	1979	17-7336 (8)	17-8120 (7)
	250XCF	07-09	17-7935 (8)	————	GS750LT/LX	82-83	17-7172 (8)	————
	250XCFW	07-11	17-7935 (8)	————	GS750SD Katana	82-83	17-7172 (8)	————
			————	————	GS750TZ/TD	82-83	17-7172 (8)	————
	SUZUKI® STREET						17-5788 (1)	————
	APPLICATION	YEAR	FRICTION	DRIVE (METAL)	GSX750FW~FK2 Katana	98-02	———— (7)	———— (7)
	GN125Z/D	82-82	17-1601 (5)	17-7031 (4)			17-5788 (1)	————
	GN125EM~EV	91-97	17-1601 (5)	————			17-5788 (1)	————
	GT185K/L/M/A/B	73-77	17-1601 (6)	————			17-5788 (1)	————
	AUTOMOTIVE			————	————			17-5788 (1)

SUZUKI® STREET APPLICATION				YEAR	FRICTION	DRIVE (METAL)	SUZUKI® ATV APPLICATION				YEAR	FRICTION	DRIVE (METAL)	EQUIPMENT & TOOLS
GSX-R750G/H	86-87	17-7173	(8)	————	(7)	LT-F160M~K1 Quad	91-01	17-5852	(6)	————	(5)	HARD PARTS		
GSX-R750RG	1986	————	(6)	————		ALT185F	1985	17-1601	(3)	————	(2)			
GSX-R750J/K	88-89	17-7188	(8)	————	(9)	LT185E/F/G/H	84-87	17-1601	(3)	————	(2)	CARB & FUEL		
GSX-R750WP/WR/WS	93-95	17-7188	(8)	17-8130	(7)	LT230EH/EJ/EK/EL	87-90	17-5852	(6)	————	(6)			
GSX-R750T/V	96-99	17-7105	(9)	————	(7)	LT230EM/EN/EP Quad	91-93	17-5852	(6)	————	(6)	IGNITION/ELECTRICAL		
		————	(1)	17-8152	(1)	LT230GEF/GEG	85-86	17-5852	(6)	————	(6)			
GSX-R750	00-05	17-7105	(10)	————	(2)	LT230SF/SG/SH/SJ	85-88	17-5852	(6)	————	(5)	CONTROL		
				17-8152	(7)	up to eng.104360								
GSX-R750	06-07	17-7949	(8)	————	(2)	LT230SF/SG/SH/SJ	85-88	17-1601	(6)	————	(5)	SUSPENSION		
				————	(6)	from eng.104361								
VS750G Intruder	88-91	17-7173	(6)	————	(6)	LT250EFF/EFG	85-86	17-5852	(6)	————	(5)	ACCESSORIES		
		17-5788	(1)	————		LT250RF/RG Quadracer	85-86	17-1601	(6)	————	(5)			
VS800G Intruder	92-02	17-7173	(6)	————	(6)	up to eng.103149						MARINE		
		17-5788	(1)	————		LT250RF/RG Quadracer	85-86	————	(6)	17-7031	(5)			
VX800L	90-93	17-7173	(6)	————	(6)	from eng.1031150						AUTOMOTIVE		
		17-5788	(1)	————		LT250RH~RN Quadracer	87-92	17-7972	(6)	————	(5)			
VZ800V~K3 Marauder	97-03	17-7173	(6)	————	(6)	LT250SK/SL	89-90	————	(7)	17-7031	(6)			
		17-5788	(1)	————		LT-F250J/K/L/M/N/P	88-93	17-5852	(7)	————	(6)			
GS850G	79-83	17-7172	(8)	————		LT-F250R/S/T/V/W/X/Y/K1	94-01	17-5852	(7)	————	(6)			
RF900RR	1994	17-7268	(8)	17-8125	(10)	LT-F250FX/FY/FK1/FK2	99-02	17-5852	(7)	————	(6)			
		17-7109	(2)	————		LT-F250FK2/FK3 Ozark	02-03	17-5852	(6)	————	(5)			
		17-7258	(1)	————		LT300EH/EJ/EK	87-89	17-5852	(7)	————	(6)			
		————	(1)	17-8152	(2)	LT-F300FX/FY/FK1/FK2	99-02	17-5852	(8)	————	(7)			
DL1000K2-K6 V-Strom	02-12	17-7947	(8)	17-7132	(7)	LT-4WDH/J/K/L/M/N/P	87-93	17-5852	(7)	————	(6)			
		17-7129	(1)	17-7133	(2)	LT-4WDR/S/T	94-96	17-5852	(7)	————	(6)			
GS1000C/EC/N/EN/ET	78-80	17-7337	(8)	————	(7)	LT-F4WDV/W/DW	97-98	17-5852	(7)	————	(6)			
GS1000GT/GLT/GX/GLX	80-81	17-7174	(9)	————	(8)	LT-F4WDXM/N/P/R/S	91-95	17-5852	(8)	————	(7)			
GS1000LN	1979	17-7337	(8)	————	(7)	LT-F4WDXT/V/W King Quad	96-98	17-5852	(8)	————	(7)			
GS1000SN/ST	79-80	17-7337	(8)	————	(7)	LT-R450K6/K7	06-11	17-7134	(6)	17-7136	(6)			
GS1000SZ Katana	1982	17-7174	(9)	————	(8)			17-7135	(2)	————	(1)			
GSX-R1000	05-07	17-7949	(9)	————	(9)	LT500RH/RJ/RK/RL Quad	87-90	17-7972	(8)	————	(7)			
SV1000K/S	03-07	17-7947	(8)	17-7132	(7)									
		17-7129	(1)	17-7133	(2)									
		17-7266	(1)	————										
		17-7266	(1)	————										
TL1000SV/SW	97-98	17-7105	(9)	————	(7)									
		————	(1)	17-8152	(2)									
		17-7266	(1)	————										
TL1000RK1/RK2	01-02	17-7266	(1)	————										
GS1100ET/EX/EZ	80-82	17-7174	(9)	————	(8)									
GS1100GL/GK	82-84	17-7174	(9)	————	(8)									
GS1100LT	1980	17-7174	(9)	————	(8)									
GSX1100FJ~FP Katana	88-93	17-7268	(9)	17-8125	(10)									
		17-7277	(2)	————										
GSX1100GM/GN/GP Shaft	91-93	17-7278	(5)	17-8125	(10)									
		17-7268	(5)	————										
GSX-R1100G/H/J	86-88	17-7278	(11)	17-8125	(10)									
GSX-R1100K/L/M/N	89-92	17-7268	(10)	17-8125	(10)									
GSX-R1100WP/WR	93-94	17-7268	(10)	17-8125	(10)									
		17-7258	(1)	————										
GSX-R1100WS/T/V/W	95-98	17-7268	(8)	17-8125	(10)									
		17-7109	(2)	————										
		17-7258	(1)	————										
GS1150ES3~ESG	83-86	17-7174	(9)	————										
		————	(1)	17-8152	(2)									
GV1200GLF/GLG Madura	85-86	17-7173	(9)	————	(8)									
		17-5788	(1)	————										
GV1200GLF2 Madura	1985	17-7173	(9)	————	(8)									
		17-5788	(1)	————										
GSX1300R Hayabusa	99-06	17-7947	(8)	17-7132	(7)									
		17-7129	(2)	17-7133	(2)									
VS1400G Intruder	87-09	17-7972	(9)	————	(9)									
		17-5788	(1)	————										
GV1400G Cavalcade	86-88	17-7173	(10)	————										
		17-5788	(1)	————										
SUZUKI® ATV APPLICATION				YEAR	FRICTION	DRIVE (METAL)	SUZUKI® DUAL SPORT/OFFROAD APPLICATION				YEAR	FRICTION	DRIVE (METAL)	
ALT125D/E/F/G	83-86	17-1601	(3)	————	(2)	OR50N/T	78-79	17-1601	(3)	————				
LT125D/E/F/G/H	83-87	17-1601	(3)	————	(2)	RM50C/N/T	78-80	17-1601	(3)	————				
LT160EK/EL/EM/EN	89-92	17-5852	(6)	————	(5)	RM60N/T/X/Z/D	79-83	17-1601	(5)	————				
						DS80C/N/T/X/Z/D	78-83	17-1601	(4)	————				
						DS80F~Y	85-00	17-1601	(3)	————				
						RM80B	1977	17-1601	(4)	————				
						RM80C/N/T/X	78-81	17-1601	(5)	————				
						RM80Z/D	82-83	17-1601	(4)	————				
						RM80E/F	84-85	17-1601	(5)	————				
						RM80	89-01	17-1601	(5)	————				
						RM85K2/K3	02-03	17-1601	(5)	————				
						DR100	83-90	17-1601	(5)	————				
						DS100C/N/T/X	78-81	17-1601	(5)	————				
						RM100A	1976	17-1601	(6)	————				
						RM100B/C	77-78	17-1601	(7)	————				
						RM100N/T/X	79-81	17-1601	(6)	————				
						SP100D	1983	17-1601	(5)	————				
						TM100L/M	74-75	17-1601	(6)	————				
						TS100C/N/T/X	78-81	17-1601	(5)	————				
						DR125Z/D/E	82-84	17-1601	(5)	————				
						DR125G/H/J	86-88	17-1601	(5)	————				
						DR125SER/SES/SET	94-96	17-1601	(5)	————				
						DS125N/T/X	79-81	17-1601	(5)	————				
						RM125M	1975	17-1601	(6)	————				
						RM125A/B/C	76-78	17-1601	(7)	————				
						RM125N/T	79-80	17-1601	(6)	————				
						RM125X/Z/D	81-83	17-1601	(7)	————				
						RM125E	1984	17-5852	(8)	————				
						RM125F/G/H	85-87	17-1601	(6)	————				
						RM125J/K/L/M	88-91	17-5852	(8)	————				
						RV125K/L/M/A/B	73-77	17-1601	(5)	————				
						SP125Z/D	82-83	17-1601	(5)	————				
						SP125G/H/J	86-88	17-1601	(5)	————				
						TC125J/K/L/M/A/B	72-77	17-1601	(5)	————				
						TM125K/L/M Challenger	73-75	17-1601	(6)	————				
						TS125L/M/A/B/C/N	74-79	17-1601	(5)	————				

	SUZUKI® DUAL SPORT/OFFROAD				YAMAHA® STREET			
	APPLICATION	YEAR	FRICTION	DRIVE (METAL)	APPLICATION	YEAR	FRICTION	DRIVE (METAL)
EQUIPMENT & TOOLS	PE175C/N/T/X/Z/D/E	78-84	17-1601 (7)	—	SRX250T/TC	1987	17-7375 (5)	— (4)
	RS175T/X/Z	80-82	17-1601 (7)	—	XV250 Route 66	88-90	17-7375 (5)	17-7257 (4)
	DS185C/N/T	78-80	17-1601 (6)	—	XV250 Virago 250	95-01	17-7375 (4)	17-7257 (4)
	TC185L/M/A/B	74-77	17-1601 (6)	—	XV250 Virago 250	02-03	17-7375 (4)	17-7257 (4)
	TS185	74-81	17-1601 (6)	—	XV250 Virago 250	04-08	17-7375 (4)	17-7257 (4)
	DR200G/H/J	86-88	17-1601 (7)	—	XV250 V-Star 250	08-11	17-7375 (4)	17-7257 (4)
	DR200SET~SEK3	96-03	17-1601 (1)	—	R3-350	1969	17-7375 (6)	— (5)
	SP200G to eng# 102745	86-88	— (6)	—	R5/R5B/R5C-350	70-72	17-7375 (7)	— (6)
	SP200G from eng# 102746	86-88	— (4)	—	RD350/A/B	73-75	17-7375 (7)	17-7265 (6)
			17-1601 (2)	—	RZ350L	1984	17-7359 (7)	17-7265 (6)
HARD PARTS	DR250Z/D	82-83	17-7173 (4)	—	RZ350N/NC/NCII	1985	17-7375 (7)	17-7265 (6)
			17-5788 (1)	—	XS360C/D/2D	76-77	17-7171 (7)	— (6)
	DR250F	1985	17-7173 (4)	—	FZR400U/SUC~A/SAC	88-90	17-5794 (8)	— (7)
			17-5788 (1)	—	RD400C/D/E/F	76-79	17-7375 (7)	—
	DR250L/M/N/P	90-93	17-7972 (7)	17-8120 (6)	XS400D/E/2E/F/2F	77-79	17-7171 (7)	— (6)
	DR250SL~SES Dual Sport	90-95	17-7972 (7)	17-8120 (6)	XS400SG/SH/SJ	80-82	17-7171 (7)	— (6)
	DR-Z250K1-K7	01-07	17-7298 (6)	— (6)	SR500E/F/G/H	78-81	17-7359 (8)	—
			17-7369 (1)	—	TX500/A	73-74	17-7171 (8)	—
	DS250T	1980	17-7972 (6)	— (6)	XS500B/C/D/E	75-78	17-7171 (8)	—
	PE250B/C/N	77-79	17-7972 (5)	— (5)	XV500K Virago	1983	17-5812 (6)	—
CARB & FUEL	PE250T/X	80-81	17-7173 (5)	— (4)	XV535 Virago	87-00	17-5812 (6)	—
	RL250L/M	74-75	17-7972 (6)	— (6)	XJ550H/J/K Maxim	81-83	17-7171 (7)	—
	RM250A/B/C/C2	76-78	17-7972 (5)	— (4)			17-7375 (1)	—
	RM250N/T/X/Z/D/E/F	79-85	17-7173 (5)	— (4)	XJ550RH/RJ/RK Seca	81-83	17-7171 (7)	—
	RM250G/H	86-87	17-7972 (6)	— (5)			17-7375 (1)	—
	RM250J/K	88-89	17-7972 (8)	17-8120 (7)	XZ550RJ/RK Vision	82-83	17-7359 (8)	—
	RM250L/M	90-91	— (8)	17-8120 (7)	FJ600L/LC/N/NC	84-85	17-7171 (8)	—
	RM250N/P	92-93	17-7972 (9)	17-8120 (8)	FZ6R	04-08	17-7171 (2)	—
	RM250R/S	94-95	17-7972 (8)	17-8120 (7)	FZ6R	09-10	17-7375 (1)	—
	RMX250K	1989	17-7972 (8)	17-8120 (7)	FZ600/S	86-88	17-7171 (8)	—
IGNITION/ELECTRICAL	RMX250L/M	90-91	— (8)	17-8120 (7)	FZR600 /R	89-99	17-5794 (9)	—
	RMX250N/P	92-93	— (9)	17-8120 (8)	SRX600S/SC	1986	17-7359 (6)	—
	RMX250R/S/T/V/W	94-98	17-7972 (8)	17-8120 (7)			17-7375 (1)	—
	RM-Z250 4-strk	2003	17-7189 (8)	17-7145 (7)	XJ600S Seca II	92-97	17-7171 (8)	—
	RM-Z250 4-strk	04-06	17-7949 (8)	—	YZF600R	95-96	17-7002 (9)	—
	RS250T/X	80-81	17-7173 (5)	— (4)	YZF600RJ/RJC~ RR	97-07	17-7002 (7)	—
	SP250Z/D Dual Sport	82-83	17-7173 (4)	— (4)	YZF-R6	99-10	17-7003 (8)	—
	SP250F Dual Sport	1985	17-7173 (4)	— (4)	YX600S Radian	86-90	17-7171 (8)	—
	TM250J/K/L/M	72-75	17-7972 (6)	— (6)	XJ650G/H/J/K Maxim	80-83	17-7171 (8)	—
	DR350L~X Offroad	90-99	17-7972 (7)	17-8120 (6)	XJ650LH Midnight Maxim	1981	17-7171 (8)	—
CONTROL	DR350SL~SEX Dual Sport	90-99	17-7972 (7)	17-8120 (6)	XJ650LJ/LK Seca Turbo	82-83	17-7171 (8)	—
	DR370C/N	78-79	17-7972 (5)	— (5)	XJ650RJ Seca	1982	17-7171 (8)	—
	RM370A/B	76-77	17-7972 (6)	— (5)	XVS650 V-Star	98-11	17-5812 (8)	—
	SP370C/N Dual Sport	78-79	17-7972 (5)	— (5)	FZ700T/TC	1987	17-7171 (6)	—
	DR400T	1980	17-7173 (6)	17-8120 (5)			17-7375 (1)	—
	DR-Z400	00-11	17-7141 (7)	17-7143 (7)	FZX700S/SC/T/TC	86-87	17-7171 (7)	—
			17-7144 (1)	—	XJ700N/NC/S/SC Maxim	85-86	17-7171 (7)	—
	PE400T/X	80-81	17-7173 (6)	17-8120 (5)	XJ700XN/XS Maxim X	85-86	17-7171 (7)	—
	RM400C	1978	17-7972 (6)	— (6)	XV700 Virago	84-87	17-5812 (8)	—
	RM400N/T	79-80	17-7173 (6)	— (5)	FZ750N	1985	17-7171 (7)	—
SUSPENSION	SP400T	1980	17-7173 (6)	17-8120 (5)	FZ750S/SC	1986	17-7171 (8)	—
	TM400R Cyclone	71-75	17-7972 (7)	— (7)	FZ750U/UC	1988	17-7171 (6)	—
	TS400L/M/A/B	74-77	17-7972 (7)	17-8120 (7)			17-7375 (1)	—
	RM-Z450	06-11	17-7134 (6)	17-7136 (6)	FZR750RT/RU	87-88	17-7171 (7)	—
			17-7135 (2)	— (1)			17-7375 (1)	—
	RM465X/Z	81-82	17-7173 (8)	17-8120 (7)	XS750D/2D	1977	17-7171 (1)	—
	DR500X/Z/D	81-83	17-7173 (5)	— (5)	XS750E/SE/F/SF	78-79	17-7171 (7)	—
			17-5788 (1)	—	XJ750J/K Maxim	82-83	17-7171 (8)	—
	RM500D/E	83-84	17-7173 (8)	17-8120 (7)	XJ750MK Midnight	1983	17-7171 (8)	—
	SP500X/Z/D Dual Sport	81-83	17-7173 (5)	— (5)	XJ750RH/RJ/RK Seca	81-83	17-7171 (8)	—
ACCESSORIES			17-5788 (1)	—	XV750H/J/K Virago	81-83	17-5812 (8)	—
	SP600F Dual Sport	1985	17-7173 (5)	— (5)	XV750MK Midnight	1983	17-5812 (8)	—
			17-5788 (1)	—	XV750 Virago	88-97	17-5812 (8)	—
	DR650SL~SES Dual Sport	90-95	17-7972 (6)	— (6)	YZF750RF/RFC~RK/RKC	94-98	17-7003 (9)	—
			17-7972 (6)	— (6)	TDM850D/DC/E/EC	92-93	17-7171 (7)	—
	YAMAHA® STREET				XS850 (all)	80-81	17-7359 (7)	—
	APPLICATION	YEAR	FRICTION	DRIVE (METAL)	XJ900RK Seca	1983	17-7171 (7)	—
	RD250A/B	73-75	17-7375 (7)	17-7265 (1)	XV920J/K Virago	82-83	17-5812 (8)	—
	SR250G/H/J Exciter	80-82	17-7359 (6)	— (5)	XV920	81-83	17-5812 (8)	—
	SR250TH Exciter II	1981	17-7359 (6)	— (5)	FZR1000T/TC/U/UC	87-88	17-7171 (7)	—
MARINE								
AUTOMOTIVE								

YAMAHA® STREET APPLICATION		YEAR	FRICTION	DRIVE (METAL)
			17-7375 (1)	————
FZR1000W/WC~G/GC		89-95	17-7171 (7)	————
GTS1000A		93-94	17-7171 (7)	————
XV1000 Virago		84-85	17-5812 (8)	————
YZF1000R/RJC		1997	17-7171 (8)	————
FJ1100L/LC/N/NC		84-85	————	————
			17-7934 (2)	————
XV1100 Virago		86-99	17-5812 (8)	———— (8)
XV1100SH/SHC~SK/SKC		96-98	17-5812 (8)	———— (8)
XVS1100 V-Star		99-02	17-5812 (8)	———— (1)
FJ1200S/SC/T/TC		86-87	————	———— (7)
			17-7934 (2)	————
FJ1200W/WC~D/DC		89-92	————	———— (7)
			17-7934 (2)	————
FJ1200AD/ADC/AE/AEC		92-93	————	———— (7)
			17-7934 (2)	————
VMX12N/S V-Max		85-04	17-5814 (1)	———— (7)
			17-5813 (7)	————
XVZ12/13 Venture/ Royal		83-93	17-5814 (1)	———— (7)
			17-5813 (7)	————
XVZ13 Royal Star		96-00	17-5814 (1)	———— (1)
Tour Classic/Tour Deluxe			17-5813 (7)	———— (6)
XVZ13 Royal Star Venture		99-11	17-5814 (1)	———— (1)
			17-5813 (7)	———— (6)
XV1600 Road Star		99-03	17-5814 (1)	———— (1)
			17-5813 (8)	———— (7)
XV1700 Road Star		04-11	17-5814 (1)	———— (1)
			17-5813 (8)	———— (7)

YAMAHA® ATV APPLICATION		YEAR	FRICTION	DRIVE (METAL)
YFM200N/D Moto-4		85-89	17-5794 (5)	———— (4)
YFS200U~R Blaster		88-03	17-5794 (6)	———— (6)
YTM200K/L/N Tri-Moto		83-85	17-5794 (5)	———— (4)
YTM200EK/EL Tri-Moto		83-84	17-5794 (5)	———— (4)
YTM200ERN Tri-Moto		1985	17-5794 (5)	———— (4)
YFM225S/T/U Moto-4		86-88	17-5794 (5)	———— (4)
YFU1W (230cc) Pro Hauler		1989	17-5794 (5)	———— (4)
YTM225DXK/DXL/DXN		83-85	17-5794 (5)	———— (4)
YTM225 Tri-Moto		85-86	17-5794 (5)	———— (4)
YFB250D~H Timberwolf		92-96	17-5794 (5)	———— (4)
YFB250F Timberwolf		94-00	17-5794 (5)	———— (4)
YFB250UH Timberwolf		96-98	17-5794 (5)	———— (4)
YFM250W/A/B Moto-4		89-91	17-5794 (5)	———— (4)
YFM250XS Beartracker		2004	17-5794 (5)	———— (4)
YZZ250N/S Tri-Moto		85-86	17-5798 (7)	———— (6)
YFM350ERT~ERG Moto-4		87-95	17-7375 (6)	————
YFM350FJ Big Bear		87-97	17-7375 (6)	————
YFM350F Big Bear		97-99	17-7375 (7)	———— (6)
YFM350F Wolverine		95-05	17-7375 (7)	————
YFM350R Raptor		04-11	17-7375 (6)	————
YFM350UH~UL Big Bear		96-99	17-7375 (6)	————
YFM350X Warrior		87-05	17-7375 (6)	————
YFP350U Terrapro		1988	17-7375 (7)	———— (6)
YFZ350T~R Banshee		87-06	17-7375 (7)	———— (6)
YFM400F Kodiak		93-99	17-7375 (6)	————
YFM400M/FM Big Bear		00-11	17-7375 (7)	————
YFM660R Raptor		01-05	17-7359 (6)	————
			17-7375 (2)	————
YFM70 YFM700 Raptor		06-11	————	17-7264 (7)
YFM700 Raptor Special Edition		07-11	————	17-7264 (7)

YAMAHA® DUALSPORT/OFFROAD APPLICATION		YEAR	FRICTION	DRIVE (METAL)
YZ60H/J/K		81-83	17-5794 (4)	———— (3)
YZ80H/J/K/L/N		81-85	17-5794 (5)	———— (4)
YZ80S/T/U/W/A/B/D		86-92	17-5794 (6)	———— (5)
YZ80E1/F1		93-94	17-7488 (6)	———— (5)
YZ80		95-01	17-7488 (5)	———— (3)
			17-5794 (2)	———— (3)
YZ125		93-03	17-7489 (8)	————
YZ125B/D1		91-92	17-7489 (7)	————
YZ125		93-11	17-7489 (8)	————

YAMAHA® DUALSPORT/OFFROAD APPLICATION		YEAR	FRICTION	DRIVE (METAL)
WR200RD		1992	17-5794 (6)	———— (6)
			17-7048 (1)	————
XT225 Serrow		94-05	17-7168 (5)	———— (5)
			17-7048 (1)	————
DT2MX-250		1972	17-7375 (6)	———— (5)
DT250D/E/F		77-79	17-7108 (7)	————
IT250D/E		77-78	17-7171 (6)	————
IT250F/G		79-80	17-7171 (5)	———— (4)
IT250H/J		81-82	17-7171 (7)	———— (6)
IT250K		1983	17-5798 (7)	———— (6)
MX250		73-74	17-7375 (6)	———— (6)
MX250A		1974	17-7108 (8)	———— (6)
MX250B		1975	17-7108 (7)	————
TT250G/H/J		80-83	17-7359 (6)	————
TT250RL/RLC		1999	17-7489 (7)	————
TT-R250		00-06	17-7489 (7)	————
WR250ZB/ZD/ZE		91-93	17-7490 (7)	———— (6)
WR250ZF/ZG/ZH/ZJ		94-97	17-7490 (8)	————
WR250F		01-11	17-7489 (9)	———— (7)
XT250G/H/J/K/KC		80-83	17-7359 (6)	———— (5)
XT250L/LC Dual Sport		1984	17-7375 (5)	17-7257 (4)
XT250		08-11	———— (6)	17-7220 (5)
YZ250A/B		74-75	17-7171 (6)	17-7264 (5)
YZ250C		1976	17-7171 (7)	17-7265 (6)
YZ250D/E		77-78	17-7171 (6)	17-7265 (5)
YZ250F		1979	17-7171 (5)	———— (4)
YZ250G		1980	17-7171 (6)	———— (5)
YZ25H		1981	17-7171 (7)	———— (6)
YZ250J/K/L/N/S/T		82-87	17-5798 (7)	———— (6)
YZ250U/W/A		88-90	17-5812 (7)	————
YZ250B/D1		91-92	17-7490 (7)	————
YZ250		93-03	17-7490 (8)	————
YZ250F Four-Stroke		01-11	17-7489 (9)	————
YZ250WRW/WRA		89-90	17-5812 (7)	———— (6)
BW350T/U		87-88	17-7375 (7)	17-7257 (1)
TT350S/T		86-87	17-7375 (7)	17-7257 (1)
XT350N/NC~M/MC		85-00	17-7375 (7)	17-7257 (1)
MX360A/B		74-75	17-7108 (8)	17-7221 (7)
YZ360A/B		74-75	17-7171 (6)	17-7221 (5)
IT400C/D/E/F		76-79	17-7171 (7)	17-7265 (6)
MX400B		1975	17-7108 (7)	———— (6)
WR400FK/FL/FM		98-00	17-7061 (7)	————
			17-7062 (1)	————
YZ400C/D/E/F		76-79	17-7171 (7)	————
YZ400FK/FL		98-99	17-7061 (7)	————
			17-7062 (1)	————
IT425G		1980	17-7171 (7)	————
WR426FN/FP		01-02	17-7490 (8)	————
			17-7063 (1)	————
YZ426FM/FN		00-01	17-7490 (8)	————
			17-7063 (1)	————
WR450FR/FS		03-04	17-5812 (9)	17-7255 (8)
WR450FT/FV		05-06	17-5812 (8)	17-7264 (8)
YZ450FR/FS/FT/FV		03-06	17-5812 (9)	17-7255 (8)
IT465H/J		81-82	17-7171 (7)	———— (6)
YZ465G/H		80-81	17-7171 (7)	———— (6)
IT490J/K		82-83	17-5798 (7)	———— (6)
YZ490J/K/L/N		82-85	17-5798 (7)	———— (6)
YZ490S/T/U/W/A		86-90	17-5798 (7)	———— (6)
TT500C/D/E/F/G/H		76-81	17-7359 (8)	————
XT500C/D/E/F/G/H		76-81	17-7359 (8)	———— (7)
WR500ZD/ZE		92-93	17-5798 (7)	———— (6)
XT550 Dual Sport		82-83	17-7359 (7)	————
			17-7375 (1)	————
TT600K/L/N/S		83-86	17-7359 (6)	————
			17-7375 (1)	————
XT600L/LC~EG/EGC		84-95	17-7359 (6)	————

EQUIPMENT & TOOLS

HARD PARTS

CARB & FUEL

IGNITION/ELECTRICAL

CONTROL

SUSPENSION

ACCESSORIES

MARINE

AUTOMOTIVE

EQUIPMENT & TOOLS

ADJUSTABLE HOLDING TOOL

This adjustable holding tool is designed for holding flywheel magnetos. For dirt bike and scooter applications.

35-9807 Adjustable Holding Tool



HARD PARTS

8 LB. MAGNETIC PICK UP TOOL

This is a more powerful version of a workshop staple. Able to lift up to eight pounds, the pick-up extends to 24". A pocket clip allows you to easily carry it with you so it is always there when you need it.

35-7955 8 lb. Magnetic pick-up Tool



CARB & FUEL

FLEXIBLE MAGNETIC PICKUP TOOL

Rigid flexible pickup tool bends to any position and stays there. Great for small parts in blindspots and other hard to reach places. 1.5lb capacity magnetic head is only 5/16" (8mm) in diameter.

35-7950 Shape Shifter Magnetic Tool



IGNITION/ELECTRICAL

K&L MC750 MOBILE EXHAUST GAS COLLECTOR

Mobile exhaust collection system unit will provide a safe working environment while running engines indoors. Just connect the rubber collector ends to the engine exhaust pipes and route the blower hose outside of the building. Blower extracts exhaust fumes at low rpm. Additional length of hoses are available to suit specific needs.

NOTE: NOT SUITABLE FOR USE WITH DYNAMOMETERS.

FEATURES INCLUDE:

- Two 3" x 5' intake hoses with heat resistant rubber collectors
- 110 volts
- Cabinet size 24" L x 16" W x 25" H
- Top storage Cabinet size 24" L x 16" W x 3" D
- Motor specs. 115v/60Hz x 6.4A x 3410rpm x 1/2hp
- Max. volume 20m³/min(CMM) or 706 ft³/min(CFM)

37-9648 K&L MC750 Mobile Exhaust Collector.

NOTE: NOT SUITABLE FOR USE WITH DYNAMOMETERS.

35-9647 Optional 10' x 3" Intake Hose

35-9671 Replacement 5' x 3" Intake Hose

35-1338 Optional 32' Hose x 4" Exhaust Hose

35-9661 Optional Oval Hose End Adapter Attaches hose to end of muffler Sold each.

35-7125 Optional Exhaust Gas Hose Holder

CONTROL

SUSPENSION

ACCESSORIES

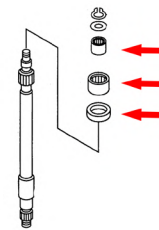
MARINE

AUTOMOTIVE



CLUTCH PUSH ROD LEVER BEARING & SEAL SET

Kits include needle bearings and oil seals.



HONDA® STREET APPLICATION	YEAR	K&L P/N	NOTE
CBR600RR	03-10	17-1816	2 bearings, 1 oil seal
VT600C Shadow	88-90	17-1819	2 bearings, 1 oil seal
VT600CD2 Shadow	99-00	17-1816	2 bearings, 1 oil seal
VT600CD Shadow	93-07	17-1816	2 bearings, 1 oil seal
VT600C Shadow	91-03	17-1816	2 bearings, 1 oil seal
NT650 Hawk GT	88-90	17-1819	2 bearings, 1 oil seal
NTV650	91-97	17-1816	2 bearings, 1 oil seal
NT650	98-05	17-1816	2 bearings, 1 oil seal
VT750DC Shadow	01-02	17-1816	2 bearings, 1 oil seal
VT750CDA/B/C/D Shadow	02-03	17-1816	2 bearings, 1 oil seal
VT750CD/CD2 Shadow	98-99	17-1816	2 bearings, 1 oil seal
HONDA® ATV APPLICATION	YEAR	K&L P/N	NOTE
TRX450R/ER	06-09	17-1828	2 bearings, 1 oil seal
TRX700XX	08-09	17-1817	2 bearings, 1 oil seal
HONDA® DUALSPORTS/OFFROAD APPLICATION	YEAR	K&L P/N	NOTE
CRF250X	04-09	17-1828	2 bearings, 1 oil seal
CRF250R	04-10	17-1828	2 bearings, 1 oil seal
CR250R	88-07	17-1823	2 bearings, 1 oil seal
CRF450X	05-09	17-1828	2 bearings, 1 oil seal
CRF450R	02-11	17-1828	2 bearings, 1 oil seal
XR600R	85-00	17-1826	1 bearing, 1 oil seal
XR650L	93-09	17-1827	1 bearing, 1 oil seal
NX650	88-99	17-1827	1 bearing, 1 oil seal
XR650R	00-07	17-1816	2 bearings, 1 oil seal
XL650V	00-06	17-1816	2 bearings, 1 oil seal
KAWASAKI® STREET APPLICATION	YEAR	K&L P/N	NOTE
BN125 Eliminator	01-09	17-1850	1 bearings, 1 oil seal
EL250 Eliminator	88-94	17-1850	1 bearings, 1 oil seal
EX250 Ninja 250R	86-07	17-1850	1 bearings, 1 oil seal
EN450A 454LTD	85-90	17-1849	2 bearings, 1 oil seal
EN500 Vulcan 500	90-09	17-1849	2 bearings, 1 oil seal
EX500 Ninja	87-09	17-1849	2 bearings, 1 oil seal
ER-6N	06-12	17-1851	2 bearings, 1 oil seal
ZX600 ZX-6RR	03-05	17-1849	2 bearings, 1 oil seal
ZX600A Ninja 600R	85-87	17-1850	1 bearings, 1 oil seal
ZX600C Ninja 600R	88-93	17-1849	2 bearings, 1 oil seal
ZX600/F/G/J ZX-6R	95-01	17-1849	2 bearings, 1 oil seal
ZX600 ZZR	93-05	17-1849	2 bearings, 1 oil seal
ZX600D1-D4 ZX-6	90-93	17-1849	2 bearings, 1 oil seal
ZX600P/R ZX-6	07-12	17-1851	2 bearings, 1 oil seal
ZX636 ZX-6R	02-06	17-1849	2 bearings, 1 oil seal
EX650 Ninja	06-12	17-1851	2 bearings, 1 oil seal
KLE650 Versys	07-12	17-1851	2 bearings, 1 oil seal
ZR-7S H1-H3	01-03	17-1849	2 bearings, 1 oil seal
ZR-7 F1/F3/F5	99-03	17-1849	2 bearings, 1 oil seal
Z750J/L/S	04-08	17-1851	2 bearings, 1 oil seal
ZR750C1-C4 Zephyr	91-94	17-1849	2 bearings, 1 oil seal
VN800C1/C2 Drifter	99-01	17-1849	2 bearings, 1 oil seal
VN800 Classic	96-04	17-1849	2 bearings, 1 oil seal
ZX900 ZX-9R	98-03	17-1851	2 bearings, 1 oil seal
VN900C Custom	07-11	17-1849	2 bearings, 1 oil seal
VN900B Classic	06-10	17-1849	2 bearings, 1 oil seal
ZR1000 Z1000	03-11	17-1851	2 bearings, 1 oil seal
ZX1000 ZX-10R	04-09	17-1851	2 bearings, 1 oil seal
ZX1000J/K ZX-10R	11-12	17-1851	2 bearings, 1 oil seal
ZX1000G/H Ninja1000	11-12	17-1851	2 bearings, 1 oil seal
ZX1200 ZX-12R	00-06	17-1851	2 bearings, 1 oil seal

KAWASAKI® DUALSPORT/ OFFROAD APPLICATION	YEAR	K&L P/N	NOTE
KDX250D1-D4	91-94	17-1852	2 bearings, 1 oil seal
KX250	90-07	17-1852	2 bearings, 1 oil seal
KX250F	06-11	17-1845	1 bearing, 1 oil seal
KX450F	06-11	17-1851	2 bearings, 1 oil seal
KLR600B6-B9	91-94	17-1850	1 bearing, 1 oil seal
KL650A KLR650	87-07	17-1850	1 bearing, 1 oil seal
KL650 Tengai	89-91	17-1850	1 bearing, 1 oil seal
SUZUKI® STREET APPLICATION	YEAR	K&L P/N	NOTE
RF600R	93-96	17-1840	2 bearings, 1 oil seal
GSX-R750	88-95	17-1840	2 bearings, 1 oil seal
GSX-R1000	09-11	17-1841	1 bearing, 1 oil seal
GSX-R1000	05-06	17-1841	1 bearing, 1 oil seal
VZR1800 (M1092R)	06-09	17-1841	1 bearing, 1 oil seal
SUZUKI® ATV APPLICATION	YEAR	K&L P/N	NOTE
LT-Z400Z	03-07	17-1848	2 bearings, 1 oil seal
LT-Z400	03-10	17-1848	2 bearings, 1 oil seal
LT-R450/Z	06-09	17-1848	2 bearings, 1 oil seal
SUZUKI® DUALSPORTS/ OFFROAD APPLICATION	YEAR	K&L P/N	NOTE
RM125	01-08	17-1842	1 bearing, 1 oil seal
RM-Z250	04-06	17-1845	1 bearing, 1 oil seal
RM-Z250	07-09	17-1846	2 bearings, 1 oil seal
RM-Z250	10-11	17-1847	2 bearings, 1 oil seal
RM250	01-08	17-1844	2 bearings, 1 oil seal
DR-Z400	00-04	17-1848	2 bearings, 1 oil seal
DR-Z400E	00-07	17-1848	2 bearings, 1 oil seal
DR-Z400S	00-09	17-1848	2 bearings, 1 oil seal
DR-Z400SM	05-08	17-1848	2 bearings, 1 oil seal
RM-Z450	05-07	17-1847	2 bearings, 1 oil seal
RM-Z450	08-11	17-1846	2 bearings, 1 oil seal
YAMAHA® STREET APPLICATION	YEAR	K&L P/N	NOTE
XV535 Virago	88-01	17-1831	1 bearing, 1 oil seal
YZF-R6	99-10	17-1835	2 bearings, 1 oil seal
FZ6	04-09	17-1834	2 bearings, 1 oil seal
XJ650LH-LK	81-83	17-1832	2 bearings, 1 oil seal
XJ650G-K	80-83	17-1832	2 bearings, 1 oil seal
XVS650	98-02	17-1831	1 bearing, 1 oil seal
XJ750RH-RK	81-83	17-1832	2 bearings, 1 oil seal
XJ750MK	1993	17-1832	2 bearings, 1 oil seal
XJ750J/K	82-83	17-1832	2 bearings, 1 oil seal
XJ900RK Seca	1983	17-1832	2 bearings, 1 oil seal
YZF-R1	98-06	17-1834	2 bearings, 1 oil seal
YZF-R1	07-10	17-1835	2 bearings, 1 oil seal
FZS1000 Fazer	01-05	17-1833	2 bearings, 1 oil seal
XV1600A Road Star	00-03	17-1834	2 bearings, 1 oil seal
XV1700 Road Star Warrior	03-04	17-1834	2 bearings, 1 oil seal
YAMAHA® ATV APPLICATION	YEAR	K&L P/N	NOTE
YFS200 Blaster	89-06	17-1838	1 bearing, 1 oil seal
YZF350 Banshee	88-06	17-1839	1 bearing, 1 oil seal
YFM660R Raptor	03-05	17-1830	2 bearings, 1 oil seal
YFM70R YFM7R Raptor	06-11	17-1834	2 bearings, 1 oil seal
YAMAHA® DUALSPORTS/ OFFROAD APPLICATION	YEAR	K&L P/N	NOTE
YZ125	99-04	17-1837	1 bearing, 1 oil seal
WR250F YZ250F	01-10	17-1837	1 bearing, 1 oil seal
YZ250	00-11	17-1836	2 bearings, 1 oil seal
YZ400F	98-99	17-1837	1 bearing, 1 oil seal
WR400F	99-00	17-1837	1 bearing, 1 oil seal
YZ426F	00-01	17-1837	1 bearing, 1 oil seal
WR426F	01-02	17-1837	1 bearing, 1 oil seal
WR450F YZ450F	03-10	17-1837	1 bearing, 1 oil seal
XT550	82-83	17-1829	2 bearings, 1 oil seal
XT600E	96-02	17-1830	2 bearings, 1 oil seal
XT600K	91-93	17-1829	2 bearings, 1 oil seal
XT600 XT600E	84-95	17-1829	2 bearings, 1 oil seal

EMGO OIL FILTERS

Sold each.

APRILIA®	EMGO #	OEM P/N	NOTES
19-6252	10-79100		Oil filter only
ARCTIC CAT®	EMGO #	OEM P/N	NOTES
19-0112	10-55500	3436005	Oil filter only
19-2557	10-55660	436001/ 436146/ 812005	Oil filter only
19-5016	10-82220		Chrome spin-on
19-5019	10-82240	3201044	Black spin-on
19-5031	10-55510	3470008	Oil filter only
BMW®	EMGO #	OEM P/N	NOTES
19-5019	10-24420	11421337198 / 11421337572	Black spin-on
CAGIVA®	EMGO #	OEM P/N	NOTES
19-2557	10-55660		Black spin-on
HONDA®	EMGO #	OEM P/N	NOTES
19-0197	10-99200	15410-KFO-315/ 15412-HM5-A10	Oil filter only
19-5019	10-82240	15410-MCJ-000	Black spin-on
19-0253	10-82210	15410-MJO-004	Black spin-on
19-5014	10-82230	15410-MM9-013	Black spin-on
19-5016	10-82220	15410-MM9-013	Chrome spin-on
19-1365	10-30200	154A1-413-005	Oil filter only
19-0252	10-37500	15410-426-010	with o-rings
19-0250	10-20300	15410-426-010	Oil filter only
19-5034	10-99210	15412-MEN-671	Oil filter only
19-5035	10-20310	91316-300-003/ 91317-MJO-000	Set of 2 o-rings only
KAWASAKI®	EMGO #	OEM P/N	NOTES
19-0250	10-20300	16099-003	Oil filter only
19-4095	10-30000	16099-004	Oil filter only
19-0253	10-82210	16097-1054	Black spin-on
19-5014	10-82230	16097-1063/1067/1072	Black spin-on
19-5016	10-82220	16097-1063/1067/1072	Chrome spin-on
19-5019	10-24420	16097-1070	Black spin-on
19-0197	10-99200	52010-1053	Oil filter only
19-5031	10-55510	5210-S004	Oil filter only
19-5039	10-24410	49065-2071	Oil filter only
19-5040	10-30010	52010-0001	Oil filter only
19-5042	10-73900	16097-1002/1003	Oil filter only
POLARIS®	EMGO #	OEM P/N	NOTES
19-0197	10-99200	3088036	Oil filter only
19-5019	10-82240	3084963	Black spin-on
SUZUKI®	EMGO #	OEM P/N	NOTES
19-2557	10-55660	16510-34E00	Black spin-on
19-0112	10-55500	16510-25C00	Oil filter only
19-5031	10-55510	16510-29F00	Oil filter only
19-6178	10-85900	16510-37450	Oil filter only
19-5040	10-30010	16510-35G00	Oil filter only
19-5041	10-55600	16510-05A00	Oil filter only
19-5037	10-29810	16500-45000/ 16510-45820	Set of 2 o-rings only
TRIUMPH®	EMGO #	OEM P/N	NOTES
19-0250	10-20300	121003IT0301	Oil filter only
19-5019	10-82240	T1210444	Black spin-on
YAMAHA®	EMGO #	OEM P/N	NOTES
19-0247	10-28401	1L9-13441-11-00	Oil filter only
19-6147	10-79120	1UY-13440-02-00	Oil filter only
19-5014	10-82230	3FV-13440-00- 00/5GH-13440-00-00	Black spin-on
19-5016	10-82220	3FV-13440-00-00	Chrome spin-on
19-6252	10-79100	4X7-13440-90-00	Oil filter only
19-6149	10-79110	5H0-13440-09-00	Oil filter only
19-5030	10-82250	5DM-13440-09-00	Black spin-on
19-5043	10-79130	5TA-13440-00-0	Oil filters only
19-5036	10-28510	1J7-13440-90-00	Set of 2 o-rings only



EQUIPMENT & TOOLS

HARD PARTS

CARB & FUEL

IGNITION/ELECTRICAL

CONTROL

SUSPENSION

ACCESSORIES

MARINE

AUTOMOTIVE

EQUIPMENT & TOOLS	APRILIA® APPLICATION	YEAR	EMGO FILTER	EMGO W/O-RING
		660 Pegaso Street	05-12	19-6252
HARD PARTS	ARCTIC CAT® APPLICATION	YEAR	EMGO FILTER	EMGO W/O-RING
	250DVX	06-07	19-0112	—
	250 Arctic Cat 2x4, DVX	99-06	19-0112	—
	300 Arctic Cat	98-05	19-0112	—
	Automatic 2x4 400	03-04	19-2557	—
	4x4 400	04-07	19-2557	—
	Act 4x4 400	2004	19-2557	—
	Act Auto 4x4 400	03-08	19-2557	—
	Automatic 4x4 400 LE	05-07	19-2557	—
	Automatic 4x4 TBX	04-06	19-2557	—
	Automatic 4x4 400 TRV	06-07	19-2557	—
	Automatic 4x4 400VP	05-06	19-2557	—
	VP 400 4x4	05-06	19-2557	—
	Arctic Cat 400	98-03	19-2557	—
	Arctic Cat 454	96-98	19-2557	—
	4x4 500	04-08	19-2557	—
	Automatic 4x4 500	04-07	19-2557	—
	Automatic 4x4 500 TBX	04-08	19-2557	—
	Automatic 4x4 500 TRV	04-08	19-2557	—
	650 Prowler H1/XT	07-09	19-5016	—
	700EFI 4x4 Auto	08-09	19-5016	—
	700H1 Prowler	08-09	19-5016	—
	1000 Thundercat	08-09	19-5016	—
	1000 H2 Prowler	2009	19-5016	—
	600 4x4/LE	2004	19-5019	—
	650 V-2 Auto/LE	04-05	19-5019	—
	650 V-2 LE/TS	2006	19-5019	—
	400 DVX/TS	04-08	19-5031	—
CARB & FUEL	APRILIA® APPLICATION	YEAR	EMGO FILTER	EMGO W/O-RING
	660 Pegaso Street	05-12	19-6252	—
IGNITION/ELECTRICAL	APRILIA® APPLICATION	YEAR	EMGO FILTER	EMGO W/O-RING
	660 Pegaso Street	05-12	19-6252	—
CONTROL	BMW® APPLICATION	YEAR	EMGO FILTER	EMGO W/O-RING
	BMW			
	R45/45N	78-85	19-5019	—
	R50/5	69-73	19-5019	—
	R60	69-84	19-5019	—
	R65	78-95	19-5019	—
	R65LS	80-82	19-5019	—
	R75	69-84	19-5019	—
	R80GS	80-95	19-5019	—
	R80ST	82-90	19-5019	—
	R80	84-95	19-5019	—
	R80RT	85-95	19-5019	—
	R80R	93-95	19-5019	—
	R90	73-76	19-5019	—
	R100CS/S	73-90	19-5019	—
		87-96	19-5019	—
	*R100R, RS, RT *Models Without Oil Cooler			
SUSPENSION	BMW® APPLICATION	YEAR	EMGO FILTER	EMGO W/O-RING
	BMW			
	R45/45N	78-85	19-5019	—
	R50/5	69-73	19-5019	—
	R60	69-84	19-5019	—
	R65	78-95	19-5019	—
	R65LS	80-82	19-5019	—
	R75	69-84	19-5019	—
	R80GS	80-95	19-5019	—
	R80ST	82-90	19-5019	—
	R80	84-95	19-5019	—
	R80RT	85-95	19-5019	—
	R80R	93-95	19-5019	—
	R90	73-76	19-5019	—
	R100CS/S	73-90	19-5019	—
		87-96	19-5019	—
	*R100R, RS, RT *Models Without Oil Cooler			
ACCESSORIES	CAGIVA® APPLICATION	YEAR	EMGO FILTER	EMGO W/O-RING
	CAGIVA			
	650 V-Raptor	01-04	19-2557	—
	650 Raptor I.E.	00-05	19-2557	—
	1000 V-Raptor	00-05	19-2557	—
	1000 Raptor	00-05	19-2557	—
	1000 X-tra Raptor	00-05	19-2557	—
	1000 Navigator	00-05	19-2557	—
MARINE	HONDA® STREET APPLICATION	YEAR	EMGO FILTER	EMGO W/O-RING
	HONDA® STREET APPLICATION	YEAR	EMGO FILTER	EMGO W/O-RING
	CBR250	2011	19-0197	—
	VTR250 Interceptor	88-90	19-1365	—
	CB350F (4 cylinder)	72-74	19-0250	19-0252
	CB400A Automatic	1978	19-1365	19-0252
	CB400F Super Sport	75-77	19-0250	—
	CB400F CB-1	89-90	19-5014	19-5016
	CB400T1/TII Hawk	78-81	19-1365	—
	CM400A/C/E /T	79-81	19-1365	—
AUTOMOTIVE	HONDA® STREET APPLICATION	YEAR	EMGO FILTER	EMGO W/O-RING
	HONDA® STREET APPLICATION	YEAR	EMGO FILTER	EMGO W/O-RING
	CB450SC Nighthawk	82-86	19-1365	—
	CB450T Hawk	1982	19-1365	—
	CM450A/C/E	82-83	19-1365	—
	CB500/K	71-73	19-0250	19-0252
	CX500	78-79	19-1365	—
	CX500C Custom	79-82	19-1365	—
	CX500D Deluxe	79-81	19-1365	—
	CX500TC Turbo	1982	19-1365	—
	GB500	89-90	19-0197	—
	GL500 Silverwing	81-82	19-1365	—
	GL500I Silverwing Interstate	81-82	19-1365	—
	VF500C Magna	84-85	19-0253	—
	VF500F Interceptor	84-86	19-0253	—
	VT500C Shadow	83-86	19-0253	—
	VT500FT Ascot	83-84	19-0253	—
	CB550F Super Sport	75-78	19-0250	19-0252
	CB550K	74-78	19-0250	19-0252
	CB550SC Nighthawk	1983	19-0250	19-0252
	CB600F	04-05	19-5014	19-5016
	CBR600F-F4 Hurricane	87-00	19-5014	19-5016
	CBR600F4i Hurricane	01-06	19-5019	—
	CBR600SE	1998	19-5014	19-5016
	CBR600SJR	1996	19-5014	19-5016
	CBR600RR	04-07	19-5019	—
	CBR600RR	08-11	19-5014	19-5016
	FSC600 Silver Wing	05-07	19-5019	—
	FSC600 Silver Wing	08-11	19-5014	19-5016
	VT600C Shadow/VLX (all)	88-05	19-5014	19-5016
	CB650	79-82	19-0250	19-0252
	CB650C Custom	80-81	19-0250	19-0252
	CB650SC Nighthawk	82-85	19-0250	19-0252
	CX650C/T Custom/Turbo	1983	19-1365	—
	GL650/I Silverwing & Interstate	1983	19-1365	—
	NT650 Hawk GT	88-91	19-5014	19-5016
	NX650	88-90	19-0197	—
	VT600C Shadow	88-07	19-5014	19-5016
	CB700SC Nighthawk	84-86	19-0253	—
	DN-01 700cc	2009	19-5014	19-5016
	NSA700	2010	19-5014	19-5016
	NT700V/VA Veradero	10-11	19-5019	—
	VF700C Magna	84-87	19-0253	—
	VF700F Interceptor	84-87	19-0253	—
	VF700S Sabre	84-85	19-0253	—
	VT700C Shadow	84-87	19-0253	—
	CB750 Nighthawk 750	91-04	19-5014	19-5016
	CB750A Automatic	76-78	19-0250	19-0252
	CB750C Custom	80-82	19-0250	19-0252
	CB750F Super Sport	75-82	19-0250	19-0252
	CB750K	69-82	19-0250	19-0252
	CB750SC Nighthawk	82-83	19-0250	19-0252
	RS750	2009	19-5014	19-5016
	VF750C Magna	82-83	19-0253	—
	VF750C Magna	1988	19-0253	—
	VF750C Magna	94-02	19-5014	19-5016
	VF750CD Magna Deluxe	95-98	19-5014	19-5016
	VF750F Interceptor	83-84	19-0253	—
	VF750S Sabre	82-83	19-0253	—
	VFR750F Interceptor	1986	19-0253	—
	VFR750F	90-97	19-5014	19-5016
	VFR750R (RC30)	1990	19-5014	19-5016
	VT750C Shadow	1983	19-0253	—
	VT750 Shadow (all)	98-11	19-5014	19-5016
	VT750 Shadow Aero	04-09	19-5019	—
	PC800 Pacific Coast	89-90	19-5014	19-5016
	PC800 Pacific Coast	94-98	19-5014	19-5016
	VFR800FI Interceptor	98-01	19-5014	19-5016
	VFR800FI Interceptor	02-08	19-5019	—
	VFR800F Interceptor	2009	19-5014	19-5016
	VT800C Shadow	1988	19-0253	—

HONDA® STREET APPLICATION	YEAR	EMGO FILTER	EMGO W/O-RING	HONDA® ATV APPLICATION	YEAR	EMGO FILTER	EMGO W/O-RING
CB900C Custom	80-82	19-0250	19-0252	TRX400EX Sportrax 400EX	01-08	19-0197	—
CB900F Super Sport	81-82	19-0250	19-0252	TRX400X	2010	19-0197	—
CB900F (919)	02-05	19-5019	—	TRX420 FE	07-11	19-0197	—
CB900F (919)	06-07	19-5014	19-5016	TRX420FA/TM Rancher	10-11	19-0197	—
CBR900RR	93-99	19-5014	19-5016	TRX420F/TM FourTrax Rancher	10-11	19-0197	—
CBR929RR	00-01	19-5019	—	TRX420FP Rancher Pwr Strg (all)	10-11	19-0197	—
CBR954RR	02-03	19-5019	—	TRX450S/ES FourtraxForeman	98-04	19-0197	—
CB1000	94-95	19-5014	19-5016	TRX450R Sportrax 450R	04-10	19-5034	—
CB1000C Custom	1983	19-0250	19-0252	TRX500FE Fourtrax Foreman ES	05-09	19-0197	—
CBF1000	2010	19-5014	19-5016	TRX500FM/FPM FourtraxForeman	05-11	19-0197	—
CBR1000F Hurricane	87-97	19-5014	19-5016	TRX500FPE Foreman4x4 ES W/EPS	07-11	19-0197	—
CBR1000RR	04-07	19-5019	—	TRX500TM	05-06	19-0197	—
CBR1000RR /ABS	08-11	19-5014	19-5016	TRX700XX	08-09	19-0197	—
CBX (1047cc six cylinder)	79-82	19-0250	19-0252				
GL1000 Goldwing	75-79	19-0250	19-0252	HONDA® DUALSPORT/OFFROAD APPLICATION	YEAR	EMGO FILTER	EMGO W/O-RING
GL1000L Goldwing LTD	1976	19-0250	19-0252	CRF150R	08-10	19-5034	—
VF1000F Interceptor	1984	19-0253	—	XR200R	84-85	19-0197	—
VF1000R	85-86	19-0253	—	NX250	88-90	19-0197	—
VTR1000F Super Hawk	98-02	19-5014	19-5016	CRF250R	04-11	19-5034	—
RVT1000R RC51	00-06	19-5019	—	CRF250X	05-10	19-5034	—
CB1100F Super Sport	1983	19-0250	19-0252	XL250R	84-87	19-0197	—
CBR1100XX Blackbird	97-05	19-5014	19-5016	XR250L	91-99	19-0197	—
GL1100 Goldwing	80-83	19-0250	19-0252	XR250R	84-04	19-0197	—
GL1100A Goldwing Aspencade	82-83	19-0250	19-0252	XL350R	84-85	19-0197	—
GL1100I Goldwing Interstate	80-83	19-0250	19-0252	XR350R	83-85	19-0197	—
ST1100 /A(ABS)	91-02	19-5014	19-5016	XR400R	96-04	19-0197	—
VF1100C Magna	83-86	19-0253	—	CRF450R	02-11	19-5034	—
VF1100S Sabre	84-85	19-0253	—	CRF450X	04-10	19-5034	—
VT1100C Shadow	85-88	19-0253	—	XR500R	83-84	19-0197	—
VT1100C Shadow (all)	89-07	19-5014	19-5016	XL600R	83-87	19-0197	—
GL1200 Goldwing	1984	19-0250	19-0252	XL600V Transalp	89-90	19-5014	—
GL1200A Goldwing Aspencade	84-87	19-0250	19-0252	XR600R	85-00	19-0197	—
GL1200I Goldwing Interstate	84-87	19-0250	19-0252	XR650L	93-09	19-0197	—
GL1200L Goldwing LTD	1985	19-0250	19-0252	XR650R	00-07	19-0197	—
GL1200SEi Goldwing Aspencade	1986	19-0250	19-0252				
VFR1200F Interceptor	2010	19-5014	19-5016	KAWASAKI® STREET APPLICATION	YEAR	EMGO FILTER	EMGO W/O-RING
ST1300/A	02-08	19-5019	—	KZ200A1/A2	78-79	19-4095	—
ST1300 /A(ABS)	09-10	19-5014	19-5016	EL250B/E Eliminator	88-93	19-0250	—
VT1300C (all)	10-11	19-5014	19-5016	EX250E1/E2 Ninja 250R	86-12	19-0250	—
VTX1300S (Retro 1300)	03-08	19-5019	—	KZ250D1/D2/L1 LTD&CSR	80-82	19-4095	—
VTX1300	09-10	19-5014	19-5016	KZ250W1 LTD	1983	19-4095	—
GL1500 Goldwing	88-90	19-5014	19-5016	Z250	All	19-5042	—
GL1500A Goldwing Aspencade	91-00	19-5014	19-5016	KZ305/CSR	81-82	19-5042	—
GL1500I Goldwing Interstate	91-96	19-5014	19-5016	KZ305 LTD	87-88	19-5042	—
GL1500SE Goldwing SE	90-00	19-5014	19-5016	EX350 GPZ	83-86	19-5042	—
GL1500C Valkyrie (all)	97-03	19-5014	19-5016	KZ400A/B/C/D/H /Ltd	74-79	19-0250	—
GL1800 Goldwing	01-07	19-5019	—	KZ400S/S2/S3 Special	75-77	19-0250	—
GL1800 Goldwing	08-12	19-5014	19-5016	KZ440A1/A2/A3/A4 LTD	80-83	19-0250	—
VTX1800 (all)	02-08	19-5019	—	KZ440B1/B2	80-81	19-0250	—
VTX1800	2009	19-5014	19-5016	KZ440D1~D5 LTD Belt	80-83	19-0250	—
				KZ440G1 Belt	1982	19-0250	—
HONDA® ATV APPLICATION	YEAR	EMGO FILTER	EMGO W/O-RING	EN450A1~A6 LTD 454	85-90	19-0253	—
ATC250ES Big Red	85-87	19-0197	—	EN500A/C Vulcan 500 /LTD	90-09	19-5014	19-5016
ATC250SX	85-87	19-0197	—	EX500A1/A2/A3	87-89	19-0253	—
TRX250 Four Trax 250	85-87	19-0197	—	EX500A4/A5/A6/A7	90-93	19-5014	19-5016
TRX250EX Sportrax 250EX	01-05	19-0197	—	EX500 Ninja 500R	94-09	19-5014	19-5016
TRX250X Four Trax 250	87-88	19-0197	—	KZ550A1/A2/A3/A4	80-83	19-0250	—
TRX250X Four Trax 250	91-92	19-0197	—	KZ550C1/C2/C3/C4 LTD	80-83	19-0250	—
TRX300 Four Trax 300	88-00	19-0197	—	KZ550D1 GPz	1981	19-0250	—
TRX300EX Four Trax /Sportrax	93-08	19-0197	—	KZ550F1 Spectre	1983	19-0250	—
TRX300FW Four Trax 300 4x4	88-00	19-0197	—	KZ550F2 LTD	1984	19-0250	—
TRX300X	2009	19-0197	—	KZ550H1/H2 GPz	82-83	19-0250	—
ATC350X	85-86	19-0197	—	KZ550M1 LTD	1983	19-0250	—
TRX350 Fourtrax 4x4	86-87	19-0197	—	ZR550B1/B2/B3/B4 Zephyr	90-93	19-0250	—
TRX350D Fourtrax Foreman 4x4	87-89	19-0197	—	ZX550A1/A2/A3 GPz	84-86	19-0250	—
TRX350 Fourtrax Rancher (all)	00-06	19-0197	—	ZL600A1/A2 Eliminator	86-87	19-0250	—
TRX400FM Fourtrax Foreman	98-03	19-0197	—	ZL600B2/B3 Eliminator	96-97	19-0250	—
TRX400FW Fourtrax Foreman 4x4	95-01	19-0197	—	ZX600A/C Ninja 600R	85-97	19-0250	—
TRX400EX Fourtrax 400EX	99-00	19-0197	—				

EQUIPMENT & TOOLS

HARD PARTS

CARB & FUEL

IGNITION/ELECTRICAL

CONTROL

SUSPENSION

ACCESSORIES

MARINE

AUTOMOTIVE

EQUIPMENT & TOOLS	KAWASAKI® STREET APPLICATION	YEAR	EMGO FILTER	EMGO W/O-RING	
		ZX600B1 Ninja 600RX	1987	19-0250	—
	ZX600 Ninja ZX-6	90-02	19-5014	19-5016	
	ZX600 ZZR-600	03-08	19-5014	19-5016	
	ZX600 Ninja ZX-6R	98-12	19-5019	19-5016	
	ZX636B1/B2 Ninja ZX-6R	03-05	19-5019	—	
	ER650 ER-6n	09-10	19-5014	19-5016	
	EX650 Ninja 650R	06-12	19-5014	19-5016	
	KZ650B1/B2/B2A/B3	77-79	19-0250	—	
	KZ650C1/C2/C3 Custom	77-79	19-0250	—	
	KZ650D1/D1A/D2 SR	77-78	19-0250	—	
	KZ650E1/F1	1980	19-0250	—	
	KZ650H1/H2/H3 CSR	81-83	19-0250	—	
	KZ700A1	1984	19-0250	—	
	VN700A1 Vulcan	1985	19-0253	—	
	ZN700A1 LTD	84-85	19-0250	—	
	KZ750E1/E2/E3	80-82	19-0250	—	
	KZ750F1 LTD	1983	19-0250	—	
	KZ750H1/H2/H3/H4 LTD	80-83	19-0250	—	
	KZ750L3	1983	19-0250	—	
	KZ750M1 CSR (2-cyl.)	1982	—	—	
	KZ750N1/N2 Spectre	82-83	19-0250	—	
	KZ750R1 GPz	1982	19-0250	—	
	VN750A2~A9 Vulcan	86-93	19-0253	—	
	VN750A10~A17 Vulcan	94-06	19-5014	19-5016	
	ZR750C1/C2/C3 Zephyr	91-93	19-0250	—	
	ZR750F2 ZR-7	2000	19-0250	—	
	ZR750H1/H2/H3 ZR-7S	01-03	19-0250	—	
	ZX750A1/A2/A3 GPz	83-85	19-0250	—	
	ZX750E1/E2 GPz Turbo	84-85	19-0250	—	
	ZX750F1/F2/F3/F4 Ninja 750R	87-90	19-0250	—	
	ZX750H1 Ninja ZX-7	1989	19-5014	19-5016	
	ZX750H2 Ninja ZX-7	1990	19-0250	—	
	ZX750J1/J2 Ninja ZX-7	91-92	19-5014	19-5016	
	ZX750K1/K2 Ninja ZX-7R	91-92	19-5014	19-5016	
	ZX750L1/L2/L3 Ninja ZX-7	93-95	19-5014	19-5016	
	ZX750M1/M2 Ninja ZX-7R	93-94	19-5014	19-5016	
	ZX750N1/N2 Ninja ZX-7RR	96-97	19-5014	19-5016	
	ZX750P1~P8 Ninja ZX-7R	96-03	19-5014	19-5016	
	VN800 Vulcan 800 (all)	95-06	19-5014	19-5016	
	Z1/A/B-900	73-75	—	—	
	KZ900A4/A5	76-77	—	—	
	KZ900B1 LTD	1976	—	—	
	ZL900A1/A2 Eliminator	85-86	19-0250	—	
	ZX900A1/A2/A3 Ninja 900R	84-86	19-0250	—	
	ZX900B Ninja ZX-9R	94-97	19-5014	19-5016	
	ZX900C1/C2 Ninja ZX-9R	98-99	19-5019	19-5016	
	ZX900E1/E2 Ninja ZX-9R	00-01	19-5019	19-5016	
	ZX900F1/F2 Ninja ZX-9R	02-03	19-5019	19-5016	
	KZ1000A1/A2	77-78	—	—	
	19-7512* O-RINGS SUPPLIED IN FRAM FILTER WILL NOT FIT KZ750 2-CYL.APPS.				
	VN900 Vulcan Classic	06-12	19-5014	19-5016	
	KZ1000J1/J2/J3	81-83	19-0250	—	
	KZ1000K1/K2 LTD	81-82	19-0250	—	
	KZ1000M1/M2 CSR	81-82	19-0250	—	
	KZ1000P1~P21 Police	82-05	19-0250	—	
	KZ1000R1/R2 Replica	82-83	19-0250	—	
	ZG1000A1~A20 Concours	86-06	19-0250	—	
	ZL1000A1 Eliminator	1987	19-0250	—	
	ZR1000A1/A2 Z1000	03-12	19-5019	19-5016	
	ZX1000 Ninja 1000R	86-87	19-0250	—	
	ZX1000 Ninja 1000R	10-11	19-5014	19-5016	
	ZX1000 Ninja ZX-10R	06-12	19-5014	19-5016	
	ZX1000B1/B2/B3 Ninja ZX-10	88-90	19-0250	—	
	KZ1100A1/A2/A3 Shaft	81-83	19-0250	—	
	KZ1100B1/B2 GPz	81-82	19-0250	—	
	KZ1100D1/D2 Spectre	82-83	19-0250	—	
	KZ1100L1 LTD	1983	19-0250	—	
	ZN1100B1/B2 LTD	84-85	19-0250	—	
	ZR1100A1/A2/A3	92-94	19-0250	—	

EQUIPMENT & TOOLS	KAWASAKI® STREET APPLICATION	YEAR	EMGO FILTER	EMGO W/O-RING	
		ZX1100A1/A2 GPz	83-84	19-0250	—
	ZX1100C Ninja ZX-11	90-93	19-0250	—	
	ZX1100D1~D9 Ninja ZX-11	93-01	19-0250	—	
	ZX1100E1/E2/E3 GPz	95-97	19-0250	—	
	ZX1100F1 GPz (ABS)	1996	19-0250	—	
	ZR1200A1/A2/A3/A4 ZRX1200	01-05	19-0250	—	
	ZX1200A/B Ninja ZX-12R	00-05	19-5019	19-5016	
	ZX1200C1/C2/C3 ZZ-R1200	02-05	19-0250	—	
	ZG1200A/B Voyager XII	86-03	19-0250	—	
	19-7512* O-RINGS SUPPLIED IN FRAM FILTER WILL NOT FIT KZ/ZN1300 APPS.				
	ZG1400 Concours 14 (ABS)	08-12	19-5019	19-5016	
	ZX1400 Ninja ZX-14	06-12	19-5019	19-5016	
	VN1500A1~A9 Vulcan 88	87-95	19-5014	19-5016	
	VN1500A10~A12 Vulcan 1500	96-98	19-5014	19-5016	
	VN1500B1~B4 Vulcan 88 SE	87-90	19-5014	19-5016	
	VN1500C3/C4 Vulcan 1500 L	96-97	19-5014	19-5016	
	VN1500 Vulcan Classic	96-08	19-5014	19-5016	
	VN1500G Nomad	99-01	19-5014	19-5016	
	VN1500 Drifter	99-08	19-5014	19-5016	
	VN1500L1~L4 Nomad F.I.	00-08	19-5014	19-5016	
	VN1500N1/N2 Classic F.I.	00-01	19-5014	19-5016	
	VN1500R1/R2/R3 Drifter	00-03	19-5014	19-5016	
	VN1500 Vulcan Classic	03-08	19-5014	19-5016	
	VN1700 Voyager	09-10	19-5014	19-5016	
	VN2000 Vulcan Classic	04-10	19-5014	19-5016	

EQUIPMENT & TOOLS	KAWASAKI® ATV APPLICATION	YEAR	EMGO FILTER	EMGO W/O-RING
		KLT200A/B/C	81-84	19-4095
	KLF220A1~A15 Bayou 220	88-02	19-4095	—
	KLF250A1/A2/A3 Bayou 250	03-05	19-4095	—
	KLT250A1/A2/C1/C2/C3	82-85	19-4095	—
	KLT250P1 Police	1984	19-4095	—
	KSF250A1~A17 Mojave	87-03	19-4095	—
	KSF250A18 KFX250 Mojave	2004	19-4095	—
	KEF300A1~A6 Lakota 300	95-00	19-4095	—
	KEF300B1/B2 Lakota Sport	01-02	19-4095	—
	KLF300A/B Bayou	86-05	19-4095	—
	KLF300C1~C16 Bayou 300 4x4	89-04	19-4095	—
	KVF300A/B Prairie 300 (4x4)	99-02	19-5014	19-5016
	KVF360 Prairie 360 /4x4	03-12	19-5014	19-5016
	KLF400B1~B7 Bayou 400 4x4	93-99	19-5014	19-5016
	KSF400A1/A2/A3 KFX400	03-05	19-5031	—
	KVF400A1/A2 Prairie 400 4x4	97-98	19-5014	19-5016
	KVF400B1 Prairie 400	1998	19-5014	19-5016
	KVF400C1~C4 Prairie 400 4x4	99-02	19-5014	19-5016
	KVF400D1/D2/D3/D4 Prairie 400	99-02	19-5014	19-5016
	KVF650A/B Prairie650 /4x4	02-03	19-5014	19-5016
	KVF650 Brute Force 650/4x4	05-12	19-5014	19-5016
	KVF650FCF Brute Force 650/4x4	05-12	19-5014	19-5016
	KFX700	04-09	19-5014	19-5016
	KVF750 Brute Force 4x4	05-12	19-5014	19-5016

EQUIPMENT & TOOLS	KAWASAKI® UTILITY VEHICLES APPLICATION	EMGO FILTER	EMGO W/O-RING
		Mule 500, 520	19-5039
	KAF450 B1 Mule 1000 Utility	19-5014	19-5016
	KAF540C1 Mule 2010 Utility	19-5014	19-5016
	KAF540D1 Mule 2020 Utility	19-5014	19-5016
	KAF540E1 Mule 2030 Utility	19-5014	19-5016
	Mule 2500, 2510, 2520, 3000, 3010, 3020	19-5039	—

EQUIPMENT & TOOLS	KAWASAKI® DUALSPORT/OFFROAD APPLICATION	YEAR	EMGO FILTER	EMGO W/O-RING
		KL250A1~A5	78-82	19-4095
	KL250C1/C2	83-84	19-4095	—
	KL250D2~D22 KLR250	85-05	19-4095	—
	KL250G4/G5/G6 Super Sherpa	00-03	19-0197	—
	KLX250A1/A2	79-80	19-4095	—
	KLX250D2/D2/D3/D4	94-96	19-0197	—

KAWASAKI® DUALSPORT/OFFROAD APPLICATION	YEAR	EMGO FILTER	EMGO W/O-RING	SUZUKI® STREET APPLICATION	YEAR	EMGO FILTER	EMGO W/O-RING	EQUIPMENT & TOOLS
KLX300A2~A910	97-05	19-0197	—	GSX750/R	85-86	19-5041	—	HARD PARTS
KLX400A1/B1 KLX400SR	2003	19-5031	—	GSX-R750	86-87	19-5041	—	
KL600A1/B1/B2 KLR600	84-86	19-4095	—	GSX-R750	88-10	19-2557	—	
KL650A1~A19 KLR650	87-05	19-4095	—	VS750GL Intruder	88-91	19-2557	—	
KL650B2/B3 Tengai KLR650	90-91	19-4095	—	VL800 Intruder Volusia	01-04	19-2557	—	
KLE650 Versys 650	08-12	19-5014	19-5016	VS800 C50 Boulevard	05-10	19-2557	—	
KLX650A1/A2/A3 Offroad	93-95	19-4095	—	VS800GL Intruder	92-04	19-2557	—	
KLX650C/D1	93-96	19-4095	—	VS800 M50 Boulevard	05-10	19-2557	—	
KAWASAKI® WATERCRAFT APPLICATION	YEAR	EMGO FILTER	EMGO W/O-RING	VS800 S50 Boulevard	05-10	19-2557	—	
STX-15F	04-05	—	19-5016	VX800L/M/N/P	90-93	19-2557	—	
JT1500 X/LX/STX	09-12	—	19-5016	VZ800 Marauder	97-06	19-2557	—	
POLARIS® ATV APPLICATION	YEAR	EMGO FILTER	EMGO W/O-RING	RF900RR/RS/RT/RV/RZS	94-97	19-2557	—	
4-Stroke models (all)	95-03	19-5014	19-5016	DL1000 V-Strom	02-10	19-2557	—	
300 Sportsman	08-10	19-5014	19-5016	GSX-R1000	01-10	19-2557	—	
300 Hawkeye 2x4, 4x4	07-11	19-5014	19-5016	SV1000/S	03-09	19-2557	—	
325 Magnum, Trail Boss, Expedition 2x4, 4x4	00-02	19-5014	19-5016	TL1000R	98-03	19-2557	—	
330 Trail Blazer	08-12	19-5014	19-5016	TL1000S	97-00	19-2557	—	
330 Magnum 2x4, 4x4	03-06	19-5014	19-5016	GSX1100FJ~FP Katana	88-93	19-2557	—	
330 Hawkeye 2x4, 4x4	2006	19-5014	19-5016	GSX1100GM/GN/GP Shaft	91-93	19-2557	—	
330 ATP	04-05	19-5014	19-5016	GSX-R1100	86-98	19-2557	—	
330 Trail Biss	03-12	19-5014	19-5016	GSF1200 Bandit	97-05	19-2557	—	
335 Sportsman	99-01	19-5014	19-5016	GV1200 Madura	85-86	19-5041	—	
400 Ranger/ 4x4 H.O.	08-12	19-5014	19-5016	GSF1250 Bandit	08-10	19-2557	—	
400 Sportsman 4x4	01-05	19-5014	19-5016	GSX1300BK B-King	08-10	19-2557	—	
400 Sportsman H.O.	08-12	19-5014	19-5016	GSX1300R Hayabusa	99-11	19-2557	—	
400L Xplorer	96-01	19-5014	19-5016	GV1400 Cavalcade	1986	19-5041	—	
425 Xpedition	00-02	19-5014	19-5016	GV1400 Cavalcade	87-88	19-2557	—	
425 Magnum 6x6, 4x4, 2x4	95-98	19-5014	19-5016	VS1400GLP Intruder	87-04	19-2557	—	
425 Ranger	01-03	19-5014	19-5016	VS1400 S90 Boulevard	05-10	19-2557	—	
450 Sportsman	06-07	19-5014	19-5016	VS1400 M90 Boulevard	09-10	19-2557	—	
Predator 500	03-07	—	19-0197	VL1500W/X/Y Intruder LC	98-00	19-2557	—	
Troy Lee Version	2005	—	19-0197	VL1500K1~K4 Intruder LC1500	01-04	19-2557	—	
Outlaw	06-07	—	19-0197	VLR1800 Boulevard C109R	08-10	19-2557	—	
500 Xplorer	1997	19-5014	19-5016	VLR1800 Boulevard M109R	07-10	19-2557	—	
500 ATP HO	04-05	19-5014	19-5016	VZR1800	06-07	19-2557	—	
500 Magnum	00-02	19-5014	19-5016	SUZUKI® ATV APPLICATION	YEAR	EMGO FILTER	EMGO W/O-RING	CONTROL
500 Ranger 2x4, 4x4, EFI	06-12	19-5014	19-5016	LT160 QuadRunner	03-04	19-0112	—	SUSPENSION
500 Scrambler	96-12	19-5014	19-5016	LT160E QuadRunner	89-92	19-0112	—	
500 Sportsman HO	00-12	19-5014	19-5016	LT-F160/T	91-01	19-0112	—	
500 Sportsman HO Mossy Oak	2004	19-5014	19-5016	LT230 Quadrunner	85-93	19-0112	—	
500 Sportsman EFI	06-12	19-5014	19-5016	LT230SF/SG/SH/SJ QuadSport	85-88	19-0112	—	
500 Sportsman 6X6	00-07	19-5014	19-5016	LT-F230G/H	86-87	19-0112	—	
500 Sportsman HO X2	06-12	19-5014	19-5016	LT250EF/EFF/EFG Quadrunner	85-86	19-0112	—	
600 Sportsman Twin+10/2/3	04-08	19-5014	19-5016	LT250SK/SL	89-90	19-0112	—	
700 Sportsman +2/Twin	07-09	19-5014	19-5016	LT-F250J~FK1	88-02	19-0112	—	
800 Sportsman	05-10	19-5014	19-5016	LT-F250 Ozark	99-09	19-0112	—	
800 Ranger RZR	08-09	19-5014	19-5016	LT-F250FX/FY/FK1/FK2 Quad	99-02	19-0112	—	
SUZUKI® STREET APPLICATION	YEAR	EMGO FILTER	EMGO W/O-RING	LT-Z250 QuadSport	04-09	19-0112	—	ACCESSORIES
AN400/S	03-06	19-0112	—	LT300EH/EJ/EK	87-89	19-0112	—	
GSF600S Bandit	96-02	19-2557	—	LT-F300FX/FY/FK1/FK2	99-02	19-0112	—	
GSX600F Katana	88-08	19-2557	—	LT-4WDH~WDW 4WD Quad	87-98	19-0112	—	
GSX-R600WN/WP	92-93	19-2557	—	LT-F4WDXM~WDXW King Quad	91-98	19-0112	—	
GSX-R600	97-11	19-2557	—	LT-A400F Eiger	02-08	19-2557	—	
RF600RR/RS/RT	94-96	19-2557	—	LT-A400F King Quad	08-12	19-2557	—	
AN650 Burgman	03-10	19-2557	—	LT-F400F Eiger	04-07	19-2557	—	
DL650 /A V-Strom/(ABS)	04-11	19-2557	—	LT-F400F King Quad	10-12	19-2557	—	
GSX650F	08-10	19-2557	—	LT-Z400K3/K4/K5 QuadSport 400	03-05	19-5031	—	
LS650 Savage	86-88	19-6178	—	LT-A450X King Quad	07-10	19-2557	—	
LS650 Savage	95-11	19-6178	—	LT-R450	06-09	19-5031	—	
SV650	99-03	19-2557	—	LT-500X King Quad	09-12	19-2557	—	
SV650S	04-10	19-2557	—	LT-A500/FK QuadMaster	00-01	19-2557	—	
GV700 Madura	85-86	19-5041	—	LT-A500BK/FK/FCK Vinson	02-07	19-2557	—	
VS700	1986	19-5041	—	LT-F500F/FK Vinson	06-08	19-2557	—	
VS700GL Intruder	1987	19-2557	—	LT-F500FW~FK3 Quadrunner	98-02	19-2557	—	
GSX750F Katana	89-08	19-2557	—	LT-A700CXX King Quad Camo	05-08	19-2557	—	
				LT-A700XK King Quad	05-08	19-2557	—	AUTOMOTIVE
				LT-A750X King Quad	08-12	19-2557	—	

	SUZUKI® DUALSPORT/OFFROAD				YAMAHA® STREET			
	APPLICATION	YEAR	EMGO FILTER	EMGO W/O-RING	APPLICATION	YEAR	EMGO FILTER	EMGO W/O-RING
EQUIPMENT & TOOLS	SUZUKI Dual Sport/Offroad				FZR400U/SUC~A/SAC	88-90	19-0247	—
	DR125G/H/J	86-88	19-0112	—	XS400D/E/F/G/H	77-81	19-0247	—
	DR125SER/SES/SET Dual Sport	94-96	19-0112	—	XS400E2/F	78-79	19-0247	—
	DR-Z125/L Offroad	03-09	19-0112	—	XS400J/K Maxim	82-83	19-0247	—
	SP125G/H/J Dual Sport	86-88	19-0112	—	XS400RJ/RK Seca	82-83	19-0247	—
	DR200SET~SEK3 Dual Sport	96-09	19-0112	—	XS400SG/SH/SJ Special	80-82	19-0247	—
	SP200G/H/J Dual Sport	86-88	19-0112	—	SR500E/F/G/H	78-81	19-6252	—
	RM-Z250	04-12	19-5040	—	XP500 TMAX (Scooter)	09-10	19-5030	—
	DR-Z400 E/S/SM	00-13	19-5031	—	XV500K Virago	1983	19-6252	—
	RMZ450/RMX450	05-12	19-5040	—	XV535T/TC/U Virago	87-88	19-6252	—
HARD PARTS	DR500X/Z/D	81-83	19-6178	—	XV535A/AC Virago	1990	19-6252	—
	SP500X/Z/D Dual Sport	81-83	19-6178	—	XV535E/EC~H/HC Virago	93-96	19-6252	—
	SP600F Dual Sport	1984	19-6178	—	XV535J/JC~L/LC Virago	97-99	19-6252	—
	DR650SL~SEK3 Dual Sport	90-11	19-6178	—	XJ550H/J/K Maxim	81-83	19-0247	—
					XJ550RH/RJ/RK Seca	81-83	19-0247	—
					XZ550RJ/RK Vision	82-83	19-6252	—
					FJ600L/LC/N/NC	84-85	19-0247	—
					FZ600	86-88	19-0247	—
					FZ6R	10-11	19-5014	19-5016
					FZR600	1990	19-0247	—
CARB & FUEL					FZR600R	91-99	19-5014	19-5016
					FZ6	04-09	19-5014	19-5016
					SRX600S/SC	1986	19-6252	—
					XJ600SD/SDC~SK/SKC Seca II	92-98	19-5014	19-5016
					YX600S/SC~A/AC Radian	86-90	19-0247	—
					YZF600RG/RGC~RR	95-07	19-5014	19-5016
					YZF-R6	99-11	19-5014	19-5016
					J650G/H/J/K Maxim	80-83	19-0247	—
					XJ650LH Midnight Maxim	1981	19-0247	—
					XJ650LJ/LK Seca Turbo	82-83	19-0247	—
IGNITION/ELECTRICAL					XJ650RJ Seca	1982	19-0247	—
					XVS650 V-Star (all)	98-11	19-6252	—
					XJ700/X Maxim/Maxim X	85-86	19-0247	—
					XV700 Virago	84-87	19-6252	—
					XJ750J/K Maxim	82-83	19-0247	—
					XJ750MK Midnight Maxim	1983	19-0247	—
					XJ750RH/RJ/RK Seca	81-83	19-0247	—
					XV750H/J/K Virago	81-83	19-6252	—
					XXV750MK Midnight Virago	81-83	19-6252	—
					XV750 Virago	88-98	19-6252	—
CONTROL					YZF750	94-98	19-5014	19-5016
					FZ8	11-12	19-5014	19-5016
					TDM850D/DC/E/EC	92-93	19-6252	—
					XJ900RK Seca	1983	19-0247	—
					XV920J/K Virago	82-83	19-6252	—
					XV920MK Midnight Virago	81-83	19-6252	—
					XV920RH/RJ	81-82	19-6252	—
					XVS950 V-Star	10-11	19-5014	19-5016
					FZR1000B/BC~G/GC	91-95	19-5014	19-5016
					FZR1000 FZ1 1000	01-11	19-5014	19-5016
SUSPENSION					GTS1000AE/AEC/AF/AFC	93-94	19-5014	19-5016
					XV1000L/LC/N/NC Virago	84-85	19-6252	—
					YZF1000R/RK/RCK	97-98	19-5014	19-5016
					YZF-R1	99-11	19-5014	19-5016
					XV1100 Virago	86-00	19-6252	—
					XVS1100 V-Star (all)	99-09	19-6252	—
					VMX12H/HC~R V-Max	96-07	19-5014	19-5016
					XTZ12B Super Tenere	2012	19-5014	19-5016
					XVS13A/C V-Star/V-Star Tourer	07-09	19-5030	—
					XVS13A/C V-Star/V-Star Tourer	10-12	19-5014	19-5016
ACCESSORIES					XVS13AY Stryker	11-12	19-5014	19-5016
					XVZ13 Royal Star (all)	96-11	19-5014	19-5016
					XV1600A Roadstar	99-05	19-5014	19-5016
					VMX1700 V-Max	09-10	19-5014	19-5016
					XV1700 Roadstar	02-11	19-5014	19-5016
					XV1700A Silverado	02-11	19-5014	19-5016
					XV1700P Warrior	02-11	19-5014	19-5016
					XV1900Roadliner	06-11	19-5014	19-5016
					XV1900 Stratoliner	06-11	19-5014	19-5016
					XV1900CU Raider	06-11	19-5014	19-5016
MARINE					XV1900CX/CXC Raider/S	10-11	19-5014	19-5016
AUTOMOTIVE								

YAMAHA® ATV/UTV APPLICATION	YEAR	EMGO FILTER	EMGO W/O-RING
YFM200N Moto-4	1985	19-6149	—
YFM200DXS/DXT/DXU/DXW	86-89	19-6149	—
YTM200E/K/L/N Tri-Moto	83-85	19-6149	—
YFM225S/T/U Moto-4	86-88	19-6149	—
YTM225 Tri-Moto	83-86	19-6149	—
YFU1W/YFU1TW Pro Hauler	1989	19-6147	—
YFB250/U/F Timberwolf	92-00	19-6149	—
YFM250W/A/B Moto 4	89-91	19-6149	—
YFM250 Bear Tracker	99-00	19-6149	—
YFM250XN/XP	01-02	19-6149	—
YMF250 Raptor	08-12	19-5043	—
YFM35FG Grizzly	07-11	19-5014	19-5016
YFM35FX/X Wolverine	06-09	19-5014	19-5016
YFM350 Moto-4	87-95	19-6147	—
YFM350 Grizzly (all)	10-12	19-5014	19-5016
YFM350A/FA Bruin	04-06	19-5014	19-5016
YFM350F Big Bear	87-99	19-6147	—
YFM350FXG~FXK Wolverine	95-98	19-6147	—
YFM350F/U	96-00	19-6147	—
YFM350XT~XR/XRC Warrior	87-03	19-6147	—
YFP350U Terrapro	1988	19-6147	—
YFM400F Kodiak	93-99	19-6147	—
YFZ450	04-12	19-5043	—
YXR45F Rhino 450	04-07	19-5014	19-5016
YFM600F Grizzly	00-01	19-6252	—
YFM600FH Grizzly Hunter	2000	19-6252	—
YFM660R Raptor	01-05	19-5030	—
YXR66F Rhino 660	06-09	19-5014	19-5016
YFM700R Raptor	06-12	19-6252	—
YXR70F Rhino 700	08-11	19-5014	19-5016

YAMAHA® DUALSPORT/OFFROAD APPLICATION	YEAR	EMGO FILTER	EMGO W/O-RING
XT125J/K/KC Dual Sport	82-83	19-6149	—
BW200 Big Wheel	85-88	19-6149	—
TW200T/TC~R/RC Trailway	87-03	19-6149	—
XT200J/K/KC Dual Sport	82-83	19-6149	—
TT225S/T	86-87	19-6149	—
TT-R225	99-04	19-6149	—
XT225D/DC~R/RC Serrow	92-07	19-6149	—
TTR230	05-11	19-6149	—
TT250G/H/J	80-82	19-6252	—
TTR250L/LC~R/RC Offroad	99-03	19-6147	—
WR250F	03-12	19-5043	—
WR250FN/FP Offroad	01-02	19-6147	—
XT250G/H/J/K/KC Dual Sport	80-83	19-6252	—
XT250 Serow	05-08	19-5043	—
XT250L/LC Dual Sport	1984	19-6149	—
YZ250F	03-12	19-5043	—
YZ250FN/FP Offroad	01-02	19-6147	—
BW350T/U	87-88	19-6252	—
TT350S/T	86-87	19-6149	—
XT350N Dual Sport	85-00	19-6149	—
WR400FK/FL/FM Offroad	98-00	19-6147	—
YZ400FK/FL Offroad	98-99	19-6147	—
WR426FN/FP Offroad	01-02	19-6147	—
YZ426FM/FN/FP Offroad	00-02	19-6147	—
WR450F	03-12	19-5043	—
YZ450F	03-12	19-5043	—
TT500C/D/E/F/G/H Offroad	76-81	19-6252	—
XT500 Dual Sport	76-81	19-6252	—
XT550J/K Dual Sport	82-83	19-6252	—
TT600K/L/N/S Offroad	83-86	19-6252	—
XT600 Dual Sport	84-95	19-6252	—

YAMAHA® SNOWMOBILE APPLICATION	YEAR	EMGO FILTER	EMGO W/O-RING
RS90	05-08	19-5030	—
VK10	07-08	19-5030	—



SINCE 1968



1997 CATALOG

SHOP EQUIPMENT AND HARD PARTS SPECIALISTS

1998 CATALOG

Shop Equipment and Hard Parts Specialists



HONDA KAWASAKI SUZUKI YAMAHA

Since 1968

K&L SUPPLY COMPANY

EQUIPMENT & TOOLS

HARD PARTS

CARB & FUEL

IGNITION/ELECTRICAL

CONTROL

SUSPENSION

ACCESSORIES

MARINE

AUTOMOTIVE

K&N OIL FILTERS

K&N oil filters are equal to or exceed OEM Specifications. Outstanding oil filtration. Compatible with today's modern oils. Spin-on oil filters include hex nut for easy installation and removal. Hex nut is drilled so filter can be safety wired to bike. "TUV" product endorsed. Sold each.

APRILIA®	K&N P/N	OEM P/N
19-7438	KN-151	0256185

BMW®	K&N P/N	OEM P/N
19-7417	KN-163	11001341616, 11421460687, 11421460845
19-7438	KN-151	11412343118, 11412343452
19-7469	KN-161	11421337198, 11421337572

DUCATI®	K&N P/N	OEM P/N
19-7413	KN-153	090549960, 44440034A

HARLEY DAVIDSON®	K&L P/N	K&N P/N	OEM P/N
------------------	---------	---------	---------

EXTRA LONG FILTER			
19-7420	KN-173C	63813-90	Chrome with Anti Drain Valve

LONG FILTER			
19-7459	KN-170	63805-80	Black with Anti Drain Valve
19-7409	KN-170C	63796-77	Chrome with Anti Drain Valve
19-7404	KN-171B	63731-99	Black without Anti Drain Valve
19-7506	KN-171C	63731-99	Chrome without Anti Drain Valve

SHORT FILTER			
19-7427	KN-172C	63782-80	Chrome without Anti Drain Valve 63810-80A

V-ROD FILTER			
19-7470	KN-174C	6379301K	with Anti Drain Valve

HONDA®	K&N P/N	OEM P/N
19-7405	KN-401	15410-426-010
19-7408	KN-112	15412-KF0-315
19-7515	KN-204	15410-MCJ-003, 15410-MCJ-000
19-7315	KN-204C	15410-MCJ-003, 15410-MCJ-000 (Chrome)
19-7507	KN-303	15410-MM9-013
19-7411	KN-303C	15410-MM9-013 (Chrome)
19-7474	KN-116	15412-MEN-671
19-7511	KN-113	15412-HM5-A10
19-7416	KN-111	154A1-413-005

KAWASAKI®	K&N P/N	OEM P/N
19-7507	KN-303	16097-1059, 16097-1061, 16097-1063, 16097-1064, 16097-1066, 16097-1067 (Black)
19-7411	KN-303C	16097-1059, 16097-1061, 16097-1063, 16097-1064, 16097-1066, 16097-1067 (Chrome)
19-7515	KN-204	16097-1068, 16097-1070, 16097-1072 (Black)
19-7315	KN-204C	16097-1068, 16097-1070, 16097-1072 (Chrome)
19-7461	KN-126	16099-002
19-7405	KN-401	16099-003
19-7415	KN-123	16099-004
19-7440	KN-207	52010-0001
19-7408	KN-112	52010-1053

KTM®	K&N P/N	OEM P/N
19-7401	KN-155	58038005000

POLARIS®	K&N P/N	OEM P/N
19-7507	KN-303	3084963

TRIUMPH®	K&N P/N	OEM P/N
19-7515	KN-204	T1210444 (Black)
19-7315	KN-204C	T1210444(Chrome)

SUZUKI®	K&N P/N	OEM P/N
19-7425	KN-133	16500-45810, 16500-45820
19-7414	KN-132	16510-19B00, 16510-24501, 16510-25C00
19-7509	KN-138	16510-34E00 (Black)
19-7423	KN-138C	16510-34E00 (Chrome)
19-7426	KN-136	16510-38240
19-7440	KN-207	K5201-00001

YAMAHA®	K&N P/N	OEM P/N
19-7439	KN-144	1L9-13441-11-00
19-7516	KN-142	1UY-13440-02-00
19-7507	KN-303	3FV-13440-00-00, 5GH-13440-00-00
19-7405	KN-401	36Y-13441-00-00
19-7406	KN-147	5DM-13440-09-00
19-7418	KN-143	5HO-13440-09-00
19-7410	KN-145	5JX-13440-00-00
19-7403	KN-141	5TA-13440-00-00



APRILIA® STREET APPLICATION	YEAR	K&N		
		P/N	BLACK	CHROME
350 ETX	85-90	KN-151	19-7438	---
350 ETX Tuareg Wind	88-90	KN-151	19-7438	---
600 Tuareg	88-93	KN-151	19-7438	---
650 Moto	95-01	KN-151	19-7438	---
650 Pegaso	93-00	KN-151	19-7438	---
650 Pegaso	05-08	KN-145	19-7410	---
650 I.E.Pegaso	01-04	KN-151	19-7438	---
660 Pegaso	05-11	KN-145	19-7410	---

ARCTIC CAT® ATV APPLICATION	YEAR	K&N		
		P/N	BLACK	CHROME
250 2x4	99-05	KN-132	19-7414	---
300 2x4	98-04	KN-132	19-7414	---
300 4x4	98-05	KN-132	19-7414	---
400 2x4	98-04	KN-138	19-7509	19-7423
400 4x4	98-05	KN-138	19-7509	19-7423
454 2x4	96-98	KN-138	19-7509	19-7423
454 4x4	96-98	KN-138	19-7509	19-7423
500 4x4	98-05	KN-138	19-7509	19-7423
500 4x4 Automatic	00-05	KN-138	19-7509	19-7423
500 Standard	99-02	KN-138	19-7509	19-7423
650 4x4	04-06	KN-204	19-7515	19-7315

BMW® STREET APPLICATION	YEAR	K&N		
		P/N	BLACK	CHROME
R45	78-80	KN-161	19-7469	---
R45N	78-80	KN-161	19-7469	---
R50/5	69-73	KN-161	19-7469	---
R60	69-84	KN-161	19-7469	---
F650 (all)	93-07	KN-151	19-7438	---
G650 (all)	07-11	KN-151	19-7438	---
R65	78-88	KN-161	19-7469	---
R65 LS	80-82	KN-161	19-7469	---
K75	87-97	KN-163	19-7417	---
K75 RT	90-97	KN-163	19-7417	---
K75 RT AB	91-95	KN-163	19-7417	---
K75 C	85-88	KN-163	19-7417	---
K75 S	86-92	KN-163	19-7417	---
K75 S	96-97	KN-163	19-7417	---
K75 S ABS	91-95	KN-163	19-7417	---
R75	69-84	KN-161	19-7469	---

BMW® STREET APPLICATION		YEAR	K&N	
			P/N	BLACK CHROME
R80		84-94	KN-161	19-7469
R80 GS		80-95	KN-161	19-7469
R80 R		93-95	KN-161	19-7469
R80 RT		84-95	KN-161	19-7469
R80 ST		82-90	KN-161	19-7469
R850C		99-02	KN-163	19-7417
R850C Avantgarde/Classic		2001	KN-163	19-7417
R850 R		04-06	KN-163	19-7417
R850 R Boxer		99-01	KN-163	19-7417
R850 RT Boxer		1999	KN-163	19-7417
R90		1975	KN-161	19-7469
R90 S		73-76	KN-161	19-7469
K1		89-90	KN-163	19-7417
K1		1994	KN-163	19-7417
K1 ABS		91-93	KN-163	19-7417
K100		83-90	KN-163	19-7417
K100 LT		83-94	KN-163	19-7417
K100 RS		83-91	KN-163	19-7417
K100 RS ABS		88-92	KN-163	19-7417
K100 RT		83-94	KN-163	19-7417
R100 CS (w/o Oil Cooler)		73-90	KN-161	19-7469
R100 GS		87-94	KN-161	19-7469
R100 R/RS/RT (w/o Oil Cooler)		87-96	KN-161	19-7469
R100 S (w/o Oil Cooler)		73-90	KN-161	19-7469
K1100 LT		1992	KN-163	19-7417
K1100 LT		98-99	KN-163	19-7417
K1100 LT ABS		93-97	KN-163	19-7417
K1100 LT ABS S.E		1994	KN-163	19-7417
R1100 GS		93-94	KN-163	19-7417
R1100 GS		1999	KN-163	19-7417
R1100 GS ABS		1999	KN-163	19-7417
R1100 S		99-05	KN-163	19-7417
R1100 R		1995	KN-163	19-7417
R1100 R		2001	KN-163	19-7417
R1100 R ABS		95-00	KN-163	19-7417
R1100 RS		1993	KN-163	19-7417
R1100 RS ABS		94-01	KN-163	19-7417
R1100 RS ABS SE		94-95	KN-163	19-7417
R1100 RT ABS		99-01	KN-163	19-7417
R1150 (all)		99-06	KN-163	19-7417
K1200 (all)		97-08	KN-163	19-7417
R1200 (all)		97-06	KN-163	19-7417

BOMBARDIER® ATV APPLICATION		YEAR	K&N	
			P/N	BLACK CHROME
DS 650 Pegaso		2000	KN-151	19-7438
DS650 (all)		01-06	KN-152	19-7429
CAN-AM DS650X (all)		2007	KN-152	19-7429
OUTLANDER (all)		03-06	KN-152	19-7429
CAN-AM Outlander 400 (all)		07-12	KN-152	19-7429
CAN-AM Ranegade500 (all)		08-12	KN-152	19-7429
CAN-AM Ranegade800 (all)		07-12	KN-152	19-7429
CAN-AM Ranegade1000 (all)		2012	KN-152	19-7429
CAN-AM SSV800 (all)		11-12	KN-152	19-7429
CAN-AM SSV1000 (all)		11-12	KN-152	19-7429

BOMBARDIER® SNOWMOBILE SKI-DOO APPLICATION		YEAR	K&N	
			P/N	BLACK CHROME
ExpenditionTuvYetI,II800 (all)		2009	KN-152	19-7429
Touring 800 (all)		07-08	KN-152	19-7429
Trail 800 (all)		2007	KN-152	19-7429
Tundra LT 800 (all)		08-09	KN-152	19-7429
Expendition Sports 806 (all)		07-08	KN-152	19-7429
Expendition TUV 806 (all)		07-08	KN-152	19-7429
Skandic SWT 806 (all)		07-09	KN-152	19-7429
Skandic Tundra 806 (all)		2007	KN-152	19-7429

BUELL® APPLICATION		YEAR	K&N	
			P/N	BLACK CHROME
M2 Cyclone 1200		97-02	KN-171	19-7506

BUELL® APPLICATION		YEAR	K&N	
			P/N	BLACK CHROME
S3 Thunderbolt 1200		94-02	KN-171	19-7506
S3T Thunderbolt 1200		94-02	KN-171	19-7506
S1 Lightning 1200		94-02	KN-171	19-7506
S1 White Lightning 1200		2002	KN-171	19-7506
S2 Thunderbolt 1200		94-02	KN-171	19-7506
S2T Thunderbolt 1200		94-02	KN-171	19-7506
X1 Lightning 1200		9-02	KN-171	19-7506

CAGIVA® APPLICATION		YEAR	K&N	
			P/N	BLACK CHROME
350 Alazzurra (all)	(all)		KN-153	19-7413
650 Alazzurra GT Sports		82-88	KN-153	19-7413
650 Alazzurra Sports		82-88	KN-153	19-7413
650 Raptor		00-01	KN-138	19-7509 19-7423
650 V Raptor		01-04	KN-138	19-7509 19-7423
750 Elephant		89-98	KN-153	19-7413
900 Elephant		92-97	KN-153	19-7413
900 Gran Canyon		1999	KN-153	19-7413
1000 Navigator		00-01	KN-138	19-7509 19-7423
1000 Extra Raptor		2001	KN-138	19-7509 19-7423
Raptor, V Raptor		00-04	KN-138	19-7509 19-7423

DUCATI® APPLICATION		YEAR	K&N	
			P/N	BLACK CHROME
350 F3	(ALL)		KN-153	19-7413
350 Indiana	(ALL)		KN-153	19-7413
350 Pantah	(ALL)		KN-153	19-7413
400SS Junior		92-94	KN-153	19-7413
400 Monster		01-08	KN-153	19-7413
600 Monster		93-01	KN-153	19-7413
600 Pantah Sports		81-85	KN-153	19-7413
600SS		93-98	KN-153	19-7413
620 Monster		01-06	KN-153	19-7413
620 Multistrada		05-06	KN-153	19-7413
650 Indiana Custom		86-88	KN-153	19-7413
696 Monster		07-11	KN-153	19-7413
748		97-03	KN-153	19-7413
748 SP/Biposto		95-99	KN-153	19-7413
748 R/S /SP		94-02	KN-153	19-7413
749 (all)		03-06	KN-153	19-7413
750 F1 MKII		85-87	KN-153	19-7413
750 Indiana Custom		87-88	KN-153	19-7413
750 Sport		1988	KN-153	19-7413
750 Sport		90-02	KN-153	19-7413
750 SS		91-02	KN-153	19-7413
M 750 Monster		97-01	KN-153	19-7413
M 750 Monster/ Dark i.e.		2002	KN-153	19-7413
Paso 750		86-90	KN-153	19-7413
793 Hypermotard		10-11	KN-153	19-7413
793 Monster		2011	KN-153	19-7413
800 Monster		03-04,11	KN-153	19-7413
800SS		03-07	KN-153	19-7413
800 Sport		2003	KN-153	19-7413
800 Supersport		03-04	KN-153	19-7413
803 Monster S2R		05-07	KN-153	19-7413
851 Strada		89-92	KN-153	19-7413
888 Strada		92-94	KN-153	19-7413
900 MH		2001	KN-153	19-7413
900 Sport		2002	KN-153	19-7413
900 Superlight		92-97	KN-153	19-7413
900 SS		91-02	KN-153	19-7413
M 900 Monster (all)		93-04	KN-153	19-7413
916 (all)		93-03	KN-153	19-7413
996		98-01	KN-153	19-7413
996 Biposto		1999	KN-153	19-7413
996 R/S		2001	KN-153	19-7413
996 ST4S		01-05	KN-153	19-7413
996 SPS		1999	KN-153	19-7413
998/R/S		02-03	KN-153	19-7413
999/999 S/999 R		03-05	KN-153	19-7413

EQUIPMENT & TOOLS

HARD PARTS

CARB & FUEL

IGNITION/ELECTRICAL

CONTROL

SUSPENSION

ACCESSORIES

MARINE

AUTOMOTIVE

EQUIPMENT & TOOLS
HARD PARTS
CARB & FUEL
IGNITION/ELECTRICAL
CONTROL
SUSPENSION
ACCESSORIES
MARINE
AUTOMOTIVE

DUCATI®		K&N		
APPLICATION	YEAR	P/N	BLACK	CHROME
Monster 1000 (all)	03-08	KN-153	19-7413	—
1000 Supersport/DS	03-05	KN-153	19-7413	—
Monster 1100 (all)	08-11	KN-153	19-7413	—
HARLEY DAVIDSON®		K&N		
APPLICATION	YEAR	P/N	BLACK	CHROME
FLD Dyna Switchback	2012	KN-171	19-7404	19-7506
FLH 80 Electra Glide	82-84	KN-172	—	19-7427
FLHC Electra Glide Classic	1982	KN-172	—	19-7427
FLHP Road King Police	2009	KN-171	19-7404	19-7506
FLHR Road King	99-12	KN-171	19-7404	19-7506
FLHR Road King	96-98	KN-170	19-7459	19-7409
FLHRC Road King Classic	07-12	KN-171	19-7404	19-7506
FLHRCI Road King Classic	99-06	KN-171	19-7404	19-7506
FLHRI Electra Glide Road King	00-01	KN-171	19-7404	19-7506
FLHRI Electra Glide Road King	1996	KN-171	19-7404	19-7506
FLHRI Road King	01-06	KN-171	19-7404	19-7506
FLHRS Road King Custom	04-07	KN-171	19-7404	19-7506
FLHRSE Screamin Eagle Road King	07-08	KN-171	19-7404	19-7506
FFLHRSI RoadKingCustomFi	04-06	KN-171	19-7404	19-7506
FLHS Electra Glide Sport	87-94	KN-170	19-7459	19-7409
FLHS Sport Glide	82-84	KN-172	—	19-7427
FLHT Electra Glide	96-99	KN-170	19-7459	19-7409
FLHT Electra Glide	84-89	KN-170	19-7459	19-7409
FLHT Electra Glide Std	95-98	KN-170	19-7459	19-7409
FLHT Electra Glide Std	99-09	KN-171	19-7404	19-7506
FLHTC ElectraGlideClassic	99-12	KN-171	19-7404	19-7506
FLHTC ElectraGlideClassic	84-98	KN-170	19-7459	19-7409
FLHTCI Electra Glide Classic	99-09	KN-171	19-7404	19-7506
FLHTCI Electra Glide Classic Fi	96-98	KN-170	19-7459	19-7409
FLHTCSE Screamin Eagle Electra Glide	03-04	KN-171	19-7404	19-7506
FLHTCSE2 Scream Eagle Elec Glide 2	2005	KN-171	19-7404	19-7506
FLHTCU Electra Glide Ultra Classic	87-98	KN-170	19-7459	19-7409
FLHTCU Ultra Classic Electra Glide	06-12	KN-171	19-7404	19-7506
FLHTCUI Electra Glide Ultra Classic	99-06	KN-171	19-7404	19-7506
FLHTCUI Ultra Classic Electra Glide Fi	87-98	KN-170	19-7459	19-7409
FLHTCUSE Cvo Uc Electra Glide	11-12	KN-171	19-7404	19-7506
FLHTCUSE2 Scream Eagle Ultra Classic Electra Glide	2007	KN-171	19-7404	19-7506
FLHTCUSE3 Scream Eagle Uc Electra Gl	2008	KN-171	19-7404	19-7506
FLHTCUSE4 Cvo Uc Electra Glide	2009	KN-171	19-7404	19-7506
FLHTCUSE5 Cvo Uc Electra Glide	2010	KN-171	19-7404	19-7506
FLHTCUTG Tri Glide Ultra Classic	09-12	KN-171	19-7404	19-7506
FLHTI Electra Glide Std	03-09	KN-171	19-7404	19-7506
FLHTK Electra Glide Ulltra Limited	10-12	KN-171	19-7404	19-7506
FLHTP Electra Glide Police	2009	KN-171	19-7404	19-7506
FLHTSEI Screamin Eagle Road King Fi	2003	KN-171	19-7404	19-7506
FLHX Street Glide	06-12	KN-171	19-7404	19-7506
FLHXI Street Glide Fi	2006	KN-171	19-7404	19-7506
FLHXSE Cvo Street Glide	10-12	KN-171	19-7404	19-7506
FLHXXX Street Glide Trike	10-11	KN-171	19-7404	19-7506
FLST Heritage Softail	87-90	KN-170	19-7459	19-7409
FLST/FLSTI Heritage Softail	2006	KN-171	19-7404	19-7506
FLSTC Heritage Softail Classic	80-99	KN-170	19-7459	19-7409
FLSTC Heritage Softail Classic	00-12	KN-171	19-7404	19-7506
FLSTCI Heritage Softail Classic	01-06	KN-171	19-7404	19-7506
FLSTF Fat Boy	89-99	KN-170	19-7459	19-7409
FLSTF Fat Boy	00-12	KN-171	19-7404	19-7506
FLSTFB Softail Fat Boy Lo	10-12	KN-171	19-7404	19-7506
FLSTFI Fat Boy Fi	01-06	KN-171	19-7404	19-7506
FLSTFSE Screamin Eagle Fat Boy	2005	KN-171	19-7404	19-7506
FLSTN Heritage Softail Special	94-98	KN-170	19-7459	19-7409
FLSTN Softail Deluxe	05-12	KN-171	19-7404	19-7506
FLSTNI Softail Deluxe Fi	05-06	KN-171	19-7404	19-7506
FLSTS Heritage Springer	97-99	KN-170	19-7459	19-7409

HARLEY DAVIDSON®		K&N		
APPLICATION	YEAR	P/N	BLACK	CHROME
FLSTS Heritage Springer	00-03	KN-171	19-7404	19-7506
FLSTSB Softail Cross Bones	08-11	KN-171	19-7404	19-7506
FLSTSC Softail Springer Classic	05-07	KN-171	19-7404	19-7506
FLSTSCI SoftailSpringerClassicFi	05-06	KN-171	19-7404	19-7506
FLSTSE Cvo Softail Convertible	10-12t	KN-171	19-7404	19-7506
FLSTSI Heritage Springer Fi	01-03	KN-171	19-7404	19-7506
FLT 1340	80-90	KN-170	19-7459	19-7409
FLT 80 Tour Glide	80-83	KN-170	19-7459	19-7409
FLTC Chrome	87-88	KN-170	19-7459	19-7409
FLTC Tour Glide Classic	80-92	KN-170	19-7459	19-7409
FLTCU Ultra Tour Glide Classic	87-95	KN-170	19-7459	19-7409
FLTR Road Glide	99-10	KN-171	19-7404	19-7506
FLTR/FLTRI Road Glide/Road Glide Fi	1998	KN-170	19-7459	19-7409
FLTRI Road Glide Fi	99-06	KN-171	19-7404	19-7506
FLTRSE3 Cvo Road Glide	2009	KN-171	19-7404	19-7506
FLTRSEI2 Screamin Eagle Road Glide	2001	KN-171	19-7404	19-7506
FLTRU Road Glide Ultra	11-12	KN-171	19-7404	19-7506
FLTRUSE Cvo Road Glide Ultra	2011	KN-171	19-7404	19-7506
FLTRX Road Glide Custom	08-12	KN-171	19-7404	19-7506
FLTRXSE Cvo Road Glide Custom	2012	KN-171	19-7404	19-7506
FXB Sturgis	80/82	KN-173	—	19-7420
FXCW Rocker	08-09	KN-171	19-7404	19-7506
FXCWC Rocker C	09-11	KN-171	19-7404	19-7506
FXD Dyna Super Glide	99-09	KN-171	19-7404	19-7506
FXD Dyna Super Glide	96-98	KN-173	—	19-7420
FXDB Dyna Glide 1340	91-92	KN-173	—	19-7420
FXDB Dyna Street Bob	06-12	KN-171	19-7404	19-7506
FXDBI Street Bob Fi	2006	KN-171	19-7404	19-7506
FXDC Dyna Glide Custom	1992	KN-173	—	19-7420
FXDC Dyna Super GlideCustom	05-12	KN-171	19-7404	19-7506
FXDCI Dyna Super Glide Custom Fi	05-06	KN-171	19-7404	19-7506
FXDF Fat Bob	08-12	KN-171	19-7404	19-7506
FXDFSE Cvo Fat Bob	2009	KN-171	19-7404	19-7506
FXDFSE2 Cvo Dyno Fat Bob	10-12	KN-171	19-7404	19-7506
FXDI Dyna Super Glide Fi	04-06	KN-171	19-7404	19-7506
FXDI Dyna Super Glide Fi	2010	KN-171	19-7404	19-7506
FXDI35 Super Glide Fi 35Th Anniv	2006	KN-171	19-7404	19-7506
FXDL Dyna Low Rider	99-09	KN-171	19-7404	19-7506
FXDL Dyna Low Rider	93-98	KN-173	—	19-7420
FXDLI Dyna Low Rider Fi	04-06	KN-171	19-7404	19-7506
FXDS Dyna Convertible	99-00	KN-171	19-7404	19-7506
FXDS Dyna Convertible	96-98	KN-173	—	19-7420
FXDSE Screamin Eagle Dyna	2007	KN-171	19-7404	19-7506
FXDSE2 Screamin Eagle Dyna	2008	KN-171	19-7404	19-7506
FXDWG Dyna Wide Glide	99-12	KN-171	19-7404	19-7506
FXDWG Dyna Wide Glide	93-98	KN-173	—	19-7420
FXDWG2/FXDWG3	00-01	KN-171	19-7404	19-7506
FXDWGI Dyna Wide Glide Fi	04-06	KN-171	19-7404	19-7506
FXDX Dyna Super Glide Sport	99-04	KN-171	19-7404	19-7506
FXDXI DynaSuperGlide Sport Fi	04-05	KN-171	19-7404	19-7506
FXDXT DynaSuperGlideT-Sport	01-03	KN-171	19-7404	19-7506
FXE Super Glide	82-84	KN-172	—	19-7427
FXEF Super Glide Fat Bob	84-85	KN-172	—	19-7427
FXLR Low Rider Custom	87-94	KN-170	19-7459	19-7409
FXR Super Glide li	82-94	KN-170	19-7459	19-7409
FXRD Grand Touring	1986	KN-170	19-7459	19-7409
FXRS Low Rider	87-94	KN-170	19-7459	19-7409
FXRS Low Rider Conv	90-94	KN-170	19-7459	19-7409
FXRS-SP Low Rider Sport	89-93	KN-171	19-7404	19-7506
FXRT Sport Glide	83-89	KN-170	19-7459	19-7409
FXS Blacklin	2012	KN-171	19-7404	19-7506
FXST Softail	87-90	KN-170	19-7459	19-7409
FXST Softail	84-85	KN-170	19-7459	19-7409
FXST Softail Standard	00-07	KN-171	19-7404	19-7506
FXSTB Night Train	00-09	KN-171	19-7404	19-7506
FXSTB Night Train	1999	KN-170	19-7459	19-7409
FXSTBI Night Train Fi	01-06	KN-171	19-7404	19-7506
FXSTC Softail Custom	87-99	KN-170	19-7459	19-7409

HARLEY DAVIDSON® APPLICATION	YEAR	K&N		
		P/N	BLACK	CHROME
FXSTC Softail Custom	07-10	KN-171	19-7404	19-7506
FXSTC Softail Custom	2000	KN-171	19-7404	19-7506
FXSTD Softail Duece	00-07	KN-171	19-7404	19-7506
FXSTDI Softail Duece Fi	01-06	KN-171	19-7404	19-7506
FXSTDSE Screamin Eagle Softail Duece	03-04	KN-171	19-7404	19-7506
FXSTI Softail Standard Fi	01-06	KN-171	19-7404	19-7506
FXSTS Springer Softail	87-99	KN-170	19-7459	19-7409
FXSTS Springer Softail	00-06	KN-171	19-7404	19-7506
FXSTSB Bad Boy	1996	KN-170	19-7459	19-7409
FXSTSI Springer Softail Fi	02-06	KN-171	19-7404	19-7506
FXSTSSE Screamin Eagle Softail Springer	2007	KN-171	19-7404	19-7506
FXSTSSE2 Screamin Eagle Softail Spr	2008	KN-171	19-7404	19-7506
FXSTSSE3 Cvo Softail Springer	2009	KN-171	19-7404	19-7506
FXWG Wide Glide	82-86	KN-172	—	19-7427
M2 Cyclone	97-02	KN-171	19-7404	19-7506
S1 Lightning	94-99	KN-171	19-7404	19-7506
S1 White Lightning	98-02	KN-171	19-7404	19-7506
S2/S2T Thunderbolt	94-99	KN-171	19-7404	19-7506
S3/S3T Thunderbolt	94-99	KN-171	19-7404	19-7506
VRSCA	02-06	KN-174	—	19-7470
VRSCAW Vrod	07-09	KN-174	—	19-7470
VRSCB	04-05	KN-174	—	19-7470
VRSCD Night Rod	06-08	KN-174	—	19-7470
VRSCDX Night Rod Special	07-10	KN-174	—	19-7470
VRSCF Vrod Muscle	09-10	KN-174	—	19-7470
VRSCR Street Rod	06-07	KN-174	—	19-7470
VRSCSE Screamin Eagle V-Rod	2005	KN-174	—	19-7470
VRSCSE2 Screamin Eagle V-Rod	2006	KN-174	—	19-7470
VRSCX Vrod	2007	KN-174	—	19-7470
X1 Lightning	99-02	KN-171	19-7404	19-7506
XL 1000 Sportster	84-85	KN-170	19-7459	19-7409
XL 1200C Sportster Custom	96-12	KN-170	19-7459	19-7409
XL 1200L Sportster Low	01-11	KN-170	19-7459	19-7409
XL 1200N Sportster Nightster	07-12	KN-170	19-7459	19-7409
XL 1200R Sportster Roadster	04-08	KN-170	19-7459	19-7409
XL 1200S Sportster Sport	96-03	KN-170	19-7459	19-7409
XL 1200X Forty-Eight	10-12	KN-170	19-7459	19-7409
XL 50 Sportster 50Th Anniv	2007	KN-170	19-7459	19-7409
XL 53C Sportster Custom	99-03	KN-170	19-7459	19-7409
XL 883 Sportster	04-08	KN-170	19-7459	19-7409
XL 883 Sportster Roadster	2012	KN-170	19-7459	19-7409
XL 883C Sportster Custom	03-10	KN-170	19-7459	19-7409
XL 883L Sportster Low	04-10	KN-170	19-7459	19-7409
XL 883L Sportster Superlow	11-12	KN-170	19-7459	19-7409
XL 883N Iron	09-12	KN-170	19-7459	19-7409
XL 883R Sportster	02-07	KN-170	19-7459	19-7409
XLH 1000 Sportster	86-88	KN-170	19-7459	19-7409
XLH 1100 Sportster	86-88	KN-170	19-7459	19-7409
XLH 1100/1200 Sportster	80-84	KN-172	—	19-7427
XLH 1200 Sportster	88-02	KN-170	19-7459	19-7409
XLH 883	80-84	KN-172	—	19-7427
XLH 883 Sportster	86-06	KN-170	19-7459	19-7409
XLH 883 Sportster Custom	99-06	KN-170	19-7459	19-7409
XLH 883 Sportster Deluxe	86-95	KN-170	19-7459	19-7409
XLH 883 Sportster Hugger	87-03	KN-170	19-7459	19-7409
XLH 883L Sportster Low	05-06	KN-170	19-7459	19-7409
XLS 1000 Roadster	84-85	KN-170	19-7459	19-7409
XLS 1000 Roadster	80-84	KN-172	—	19-7427
XLX 61 Sportster	84-85	KN-170	19-7459	19-7409
XR 1200	08-09	KN-170	19-7459	19-7409
XR 1200X Sportster	10-12	KN-170	19-7459	19-7409
HONDA® STREET APPLICATION	YEAR	K&N P/N	BLACK	CHROME
CBR250	2011	KN-112	19-7408	—
CBX250	83-00	KN-112	19-7408	—
NSS250	08-10	KN-204	19-7515	19-7315

HONDA® STREET APPLICATION	YEAR	K&N		
		P/N	BLACK	CHROME
NX250	88-90	KN-112	19-7408	—
VTR250 Interceptor	88-90	KN-111	19-7516	—
SH300 SH300 Sporty	07-10	KN-204	19-7515	19-7315
CB350F (4 cylinder)	72-74	KN-401	19-7405	—
CB400A Automatic	1978	KN-111	19-7416	—
CB400F Super Sport	75-77	KN-401	19-7405	—
CB400F CB-1	89-90	KN-303	19-7507	19-7411
CB400T1/TII Hawk	78-79	KN-111	19-7416	—
CB400T Hawk	80-81	KN-111	19-7416	—
CM400A/C/E /T	79-81	KN-111	19-7416	—
FJS400 Silver Wing	06-09	KN-204	19-7515	19-7315
FJS400	09-11	KN-204	19-7515	19-7315
CB450SC Nighthawk	82-86	KN-111	19-7416	—
CB450T Hawk	1982	KN-111	19-7416	—
CM450A/C/E	82-83	KN-111	19-7416	—
CB500/K	71-73	KN-401	19-7405	—
CB500	99-02	KN-303	19-7507	19-7411
CBF500 /ABS	04-08	KN-303	19-7507	19-7411
CX500	78-79	KN-111	19-7416	—
CX500C Custom	79-82	KN-111	19-7416	—
CX500D Deluxe	79-81	KN-111	19-7416	—
CX500TC Turbo	1982	KN-111	19-7416	—
GB500	89-90	KN-112	19-7408	—
GL500 Silverwing/I	81-82	KN-111	19-7416	—
CB550F Super Sport	75-78	KN-401	19-7405	—
CB550K	74-78	KN-401	19-7405	—
CB550SC Nighthawk	1983	KN-401	19-7405	—
CB600/S Hornet	98-03	KN-303	19-7507	19-7411
CB600 Hornet	04-11	KN-204	19-7515	19-7315
CB600F	04-07	KN-204	19-7515	19-7315
CB600F Hornet	03-11	KN-204	19-7515	19-7315
CB600S Hornet	2003	KN-204	19-7515	19-7315
CBF600 S/SA	04-11	KN-204	19-7515	19-7315
CBR600F~F4 Hurricane	87-00	KN-303	19-7507	19-7411
CBR600SE	1998	KN-303	19-7507	19-7411
CBR600SJR	1996	KN-303	19-7507	19-7411
CBR600F	01-07	KN-204	19-7515	19-7315
CBR600F4 Hurricane	99-00	KN-303	19-7507	19-7411
CBR600F4i Hurricane	01-06	KN-204	19-7515	19-7315
CBR600RA	09-10	KN-204	19-7515	19-7315
CBR600RR	03-11	KN-204	19-7515	19-7315
CBR600 Sport	01-02	KN-204	19-7515	19-7315
FJS600 Silver Wing	01-11	KN-204	19-7515	19-7315
FSC600 Silver Wing	01-09	KN-204	19-7515	19-7315
NT600 Hawk GT	88-92	KN-303	19-7507	19-7411
VT600C/CD Shadow- (all)	88-07	KN-303	19-7507	19-7411
CB650 (all)	(all)	KN-401	19-7405	—
CX650C Custom	1983	KN-111	19-7416	—
CX650T Turbo	1983	KN-111	19-7416	—
GL650/I Silverwing	1983	KN-111	19-7416	—
NT650 Hawk GT /Bross	88-92	KN-303	19-7507	19-7411
NT650V Deauville	98-05	KN-303	19-7507	19-7411
NTV650	88-97	KN-303	19-7507	19-7411
NX650	88-90	KN-112	19-7408	—
NSA700 DN-01	08-09	KN-204	19-7515	19-7315
NT700V Deauville	06-11	KN-204	19-7515	19-7315
NT700VA/VAA	10-11	KN-204	19-7515	19-7315
CB750 Nighthawk 750	91-03	KN-303	19-7507	19-7411
CB750A Automatic	76-78	KN-401	19-7405	—
CB750C Custom	80-82	KN-401	19-7405	—
CB750F Super Sport	75-82	KN-401	19-7405	—
CB750K	69-82	KN-401	19-7405	—
CB750L LTD	1979	KN-401	19-7405	—
CB750SC Nighthawk	82-83	KN-401	19-7405	—
VF750C Magna	94-00	KN-303	19-7507	19-7411
VF750CD Magna Deluxe	95-00	KN-303	19-7507	19-7411
VFR750F	90-97	KN-303	19-7507	19-7411
VFR750R (RC30)	1990	KN-303	19-7507	19-7411

EQUIPMENT & TOOLS

HARD PARTS

CARB & FUEL

IGNITION/ELECTRICAL

CONTROL

SUSPENSION

ACCESSORIES

MARINE

AUTOMOTIVE

EQUIPMENT & TOOLS	HONDA® STREET		K&N		
	APPLICATION	YEAR	P/N	BLACK	CHROME
	VT750C/C2 Shadow	08,10-12	KN-204	19-7515	19-7315
	VT750C2ShadowPhantom	10-11	KN-204	19-7515	19-7315
	VT750RS Shadow	10-11	KN-204	19-7515	19-7315
	VT750 Shadow Ace, Spirit	98-07	KN-303	19-7507	19-7411
	VT750/C Shadow Aero	04-09	KN-204	19-7515	19-7315
	VT750C2 Shadow Spirit	04-09	KN-204	19-7515	19-7315
	PC800 Pacific Coast	89-98	KN-303	19-7507	19-7411
	VFR800FI Interceptor	98-01	KN-303	19-7507	19-7411
	VFR800F Interceptor ABS	02-09	KN-204	19-7515	19-7315
	VFR800 Crossrunner	2011	KN-204	19-7515	19-7315
	CB900C Custom	80-82	KN-401	19-7405	—
	CB900F Super Sport	81-82	KN-401	19-7405	—
	CB900F (919)	02-07	KN-204	19-7515	19-7315
	CBR900RR	93-99	KN-303	19-7507	19-7411
	CBR900RR Fireblade	2003	KN-204	19-7515	19-7315
	CBR929RR	00-01	KN-204	19-7515	19-7315
	CBR954RR	02-03	KN-204	19-7515	19-7315
	CB1000 Big One	93-97	KN-303	19-7507	19-7411
	CB1000C Custom	1983	KN-401	19-7405	—
	CB1000R	08-11	KN-204	19-7515	19-7315
	CBF1000/F (all)	06-11	KN-204	19-7515	19-7315
	CBF1000F Travel	07-10	KN-204	19-7515	19-7315
	CBR1000F Hurricane	87-96	KN-303	19-7507	19-7411
	CBR1000RR (all)	04-11	KN-204	19-7515	19-7315
	CBX (1047cc six cylinder)	79-82	KN-204	19-7515	19-7315
	GL1000 Goldwing	75-79	KN-401	19-7405	—
	GL1000L Goldwing LTD	1976	KN-401	19-7405	—
	RC51	00-06	KN-204	19-7515	19-7315
	VTR1000F Firestorm	97-03	KN-303	19-7507	19-7411
	VTR1000F Firestorm	04-05	KN-204	19-7515	19-7315
	VTR1000 SP	01-06	KN-204	19-7515	19-7315
	VTR1000F Super Hawk	97-05	KN-204	19-7515	19-7315
	CB1100F Super Sport	1983	KN-401	19-7405	—
	CBR1100XX Blackbird	96-06	KN-303	19-7507	19-7411
	GL1100 Goldwing	80-83	KN-401	19-7405	—
	GL1100A Aspencade	82-83	KN-401	19-7405	—
	GL1100I Interstate	80-83	KN-401	19-7405	—
	ST1100	91-02	KN-303	19-7507	19-7411
	ST1100A (ABS)	92-02	KN-303	19-7507	19-7411
	VT1100C Shadow Series	89-07	KN-303	19-7507	19-7411
	GL1200 Goldwing (all)	84-87	KN-401	19-7405	—
	VFR1200	10-11	KN-204	19-7515	19-7315
	CB1300 (all)	03-10	KN-204	19-7515	19-7315
	ST1300	02-11	KN-204	19-7515	19-7315
	VT1300CR/CS/CT/CX (all)	10-11	KN-204	19-7515	19-7315
	VTX1300	03-09	KN-204	19-7515	19-7315
	GL1500 Goldwing (all)	88-01	KN-303	19-7507	19-7411
	GL1500C Valkyrie (all)	97-03	KN-303	19-7507	19-7411
	GL1800 Goldwing	01-12	KN-204	19-7515	19-7315
	NRX1800 Valkyrie Rune	04-05	KN-204	19-7515	19-7315
	VTX1800C (all)	02-08	KN-204	19-7515	19-7315
	HONDA® ATV		K&N		
	APPLICATION	YEAR	P/N	BLACK	CHROME
	ATC250ES Big Red	85-87	KN-112	19-7408	—
	ATC250SX	85-87	KN-112	19-7408	—
	TRX250 Four Trax 250	85-87	KN-112	19-7408	—
	TRX250X Four Trax 250	87-88	KN-112	19-7408	—
	TRX250X Four Trax 250	91-92	KN-112	19-7408	—
	TRX300 Four Trax 300	88-00	KN-112	19-7408	—
	TRX300 Four Trax 300	88-91	KN-112	19-7408	—
	TRX300 Four Trax 300	92-97	KN-112	19-7408	—
	TRX300 Four Trax 300	98-00	KN-113	19-7511	—
	TRX300EX Four Trax	93-97	KN-112	19-7408	—
	TRX300EX Four Trax	98-00	KN-113	19-7511	—
	TRX300EX Sportrax	01-08	KN-113	19-7511	—
	TRX300FW Four Trax 4x4	1988	KN-112	19-7408	—

EQUIPMENT & TOOLS	HONDA® ATV		K&N		
	APPLICATION	YEAR	P/N	BLACK	CHROME
	TRX300FW Four Trax 4x4	90-97	KN-112	19-7408	—
	TRX300FW Four Trax 4x4	98-01	KN-113	19-7511	—
	ATC350X	85-86	KN-112	19-7408	—
	TRX350 Fourtrax 4x4	86-87	KN-112	19-7408	—
	TRX350D Foreman 4x4	87-89	KN-112	19-7408	—
	TRX350 Rancher (all)	00-06	KN-113	19-7511	—
	TRX400 Rancher AT	04-06	KN-111	19-7416	—
	TRX400FM Foreman	01-03	KN-113	19-7511	—
	TRX400FW Foreman 4x4	95-97	KN-112	19-7408	—
	TRX400FW Foreman 4x4	98-01	KN-113	19-7511	—
	TRX400FW Foreman 4x4	2003	KN-113	19-7511	—
	TRX400EX Fourtrax	99-00	KN-113	19-7511	—
	TRX400EX Sportrax	01-04	KN-113	19-7511	—
	TRX400X	2009	KN-113	19-7511	—
	TRX420 M/T	07-12	KN-113	19-7511	—
	TRX450FE Foreman ES	03-04	KN-113	19-7511	—
	TRX450FM Foreman ES	02-04	KN-113	19-7511	—
	TRX450S Foreman S	98-02	KN-113	19-7511	—
	TRX450ES Foreman ES	98-01	KN-113	19-7511	—
	TRX500 Foreman (all)	05-06	KN-111	19-7416	—
	TRX500FE Foreman ES	05-12	KN-113	19-7511	—
	TRX500FM Foreman	05-12	KN-113	19-7511	—
	TRX500FPE Foreman ES	07-12	KN-113	19-7511	—
	TRX500FPM Foreman	08-12	KN-113	19-7511	—
	TRX500FA Rubicon	00-12	KN-111	19-7416	—
	TRX500TM Foreman	05-06	KN-113	19-7511	—
	TRX650 Rincon (all)	04-05	KN-111	19-7416	—
	TRX680 Rincon (all)	06-112	KN-111	19-7416	—
	TRX700XX	08-09	KN-112	19-7408	—
	HONDA® DUALSPORT/OFFROAD		K&N		
	APPLICATION	YEAR	P/N	BLACK	CHROME
	XR200R	84-85	KN-112	19-7408	—
	NX250	88-90	KN-112	19-7408	—
	CRF250R, X	04-12	KN-116	19-7474	—
	XL250R	84-87	KN-112	19-7408	—
	XR250L	91-96	KN-112	19-7408	—
	XR250R	84-04	KN-112	19-7408	—
	XL350R	84-85	KN-112	19-7408	—
	XR350R	83-85	KN-112	19-7408	—
	XR400R	96-04	KN-112	19-7408	—
	XR500R	83-84	KN-112	19-7408	—
	XL600R	83-87	KN-112	19-7408	—
	XL600V Transalp	91-00	KN-303	19-7507	19-7411
	XL600V Transalp	89-90	KN-112	19-7408	—
	XR600R	85-02	KN-112	19-7408	—
	NX650R	88-02	KN-112	19-7408	—
	SLR650	97-00	KN-112	19-7408	—
	XL650V Transalp	00-06	KN-303	19-7507	19-7411
	XL650V Transalp	2007	KN-204	19-7515	19-7315
	XR650L	93-12	KN-112	19-7408	—
	XR650R	00-07	KN-112	19-7408	—
	XL700V Transalp	08-11	KN-204	19-7515	19-7315
	XL1000 Varadero	03-11	KN-204	19-7515	19-7315
	HONDA® PERSONAL WATERCRAFT		K&N		
	APPLICATION	YEAR	P/N	BLACK	CHROME
	ARX1200 Aquatrax	02-07	KN-204	19-7515	19-7315
	ARX1500 Aquatrax	08-09	KN-204	19-7515	19-7315
	HUSABERG® OFFROAD		K&N		
	APPLICATION	YEAR	P/N	BLACK	CHROME
	All 4-Stroke	95-04	KN-155	19-7401	—
	KAWASAKI® STREET		K&N		
	APPLICATION	YEAR	P/N	BLACK	CHROME
	AN110	00-02	KN-112	19-7408	—
	AN112	03-11	KN-112	19-7408	—
	AX125	2010	KN-112	19-7408	—
	BN125A	97-09	KN-112	19-7408	—

KAWASAKI® STREET APPLICATION	YEAR	K&N			KAWASAKI® STREET APPLICATION	YEAR	K&N			EQUIPMENT & TOOLS
		P/N	BLACK	CHROME			P/N	BLACK	CHROME	
KZ200A1/A2	78-79	KN-123	19-7415	—	KZ750L3	1983	KN-401	19-7405	—	HARD PARTS
EL250 I	96-02	KN-401	19-7405	—	KZ750M1 CSR (2-cyl.)	1982	KN-126	19-7461	—	
EL250B2/B3 Eliminator (all)	88-03	KN-401	19-7405	—	KZ750N1/N2 Spectre	82-83	KN-401	19-7405	—	HARD PARTS
EX250R Ninja 250R	86-12	KN-401	19-7405	—	KZ750R1 GPz	1982	KN-401	19-7405	—	
KZ250D1/D2 LTD&CSR	80-81	KN-123	19-7415	—	VN750 Vulcan	99-03	KN-303	19-7507	19-7411	HARD PARTS
KZ250L1 CSR	1982	KN-123	19-7415	—	VN750 Vulcan	04-06	KN-204	19-7515	19-7315	
KZ250W1 LTD	1983	KN-123	19-7415	—	ZR750 Zephyr	91-06	KN-401	19-7405	—	HARD PARTS
ZR250 Eliminator	97-06	KN-204	19-7515	19-7315	ZR750 ZR-77S	00 05	KN-401	19-7405	—	
ZZR250	90-02	KN-401	19-7405	—	Z750 /750S	04-06	KN-204	19-7515	19-7315	HARD PARTS
KZ400A1/A2 Deluxe	77-78	KN-401	19-7405	—	Z750 /750S	07-11	KN-303	19-7507	19-7411	
KZ400B1/B2	78-79	KN-401	19-7405	—	ZX750A1/A2/A3 GPz	83-85	KN-401	19-7405	—	HARD PARTS
KZ400C1	1978	KN-401	19-7405	—	ZX750E1/E2 GPz Turbo	84-85	KN-401	19-7405	—	
KZ400D/D3/D4	74-77	KN-401	19-7405	—	ZX750F1~F4 Ninja 750R	87-90	KN-401	19-7405	—	HARD PARTS
KZ400H1 LTD	1979	KN-401	19-7405	—	ZX750H1 Ninja ZX-7	1989	KN-303	19-7507	19-7411	
KZ400S1~S3 Special	75-77	KN-401	19-7405	—	ZX750H2 Ninja ZX-7	1990	KN-401	19-7405	—	HARD PARTS
ZR400 Zephyr/ZephyrX	89-08	KN-401	19-7405	—	ZX750 Ninja ZX-7/ZX-7R	91-92	KN-303	19-7507	19-7411	
KZ440A1~A4 LTD	80-83	KN-401	19-7405	—	ZX750L1~L3 Ninja ZX-7	93-95	KN-303	19-7507	19-7411	HARD PARTS
KZ440B1/B2	80-81	KN-401	19-7405	—	ZX750M Ninja ZX-7R	93-94	KN-303	19-7507	19-7411	
KZ440D1~D5 LTD Belt	80-83	KN-401	19-7405	—	ZX750N Ninja ZX-7RR	96-97	KN-303	19-7507	19-7411	HARD PARTS
KZ440G1 Belt	1982	KN-401	19-7405	—	ZX750P1~P8 Ninja ZX-7R	96-03	KN-303	19-7507	19-7411	
EN500 Vulcan 500	90-96	KN-303	19-7507	19-7411	VN800 Vulcan 800	95-02	KN-303	19-7507	19-7411	HARD PARTS
EN500 Vulcan Ltd	03-06	KN-204	19-7515	19-7315	VN800 Vulcan 800	03-06	KN-204	19-7515	19-7315	
EN500 Vulcan Ltd	07-09	KN-303	19-7507	19-7411	Z1/A/B-900	73-75	KN-126	19-7461	—	HARD PARTS
EX500D Ninja 500R	94-02	KN-303	19-7507	19-7411	KZ900A4/A5	76-77	KN-126	19-7461	—	
EX500D Ninja 500R	03-05	KN-204	19-7515	19-7315	KZ900B1 LTD	1976	KN-126	19-7461	—	HARD PARTS
EX500D Ninja 500R	07-09	KN-303	19-7507	19-7411	VN900 Vulcan (all)	06-12	KN-303	19-7507	19-7411	
KZ550A1/A2/A3/A4	80-83	KN-401	19-7405	—	ZL900A1/A2 Eliminator	85-86	KN-401	19-7405	—	HARD PARTS
KZ550C1~C4 LTD	80-83	KN-401	19-7405	—	ZX900A1~A3 Ninja 900R	84-86	KN-401	19-7405	—	
KZ550D1 GPz	1981	KN-401	19-7405	—	ZX900 Ninja ZX-9R	94-01	KN-303	19-7507	19-7411	HARD PARTS
KZ550F1 Spectre	1983	KN-401	19-7405	—	ZX900F1/F2 Ninja ZX-9R	02-03	KN-204	19-7515	19-7315	
KZ550F2 LTD	1984	KN-401	19-7405	—	KZ1000A1/A2	77-78	KN-126	19-7461	—	HARD PARTS
KZ550H1/H2 GPz	82-83	KN-401	19-7405	—	KZ1000A3~A4 MKII	79-80	KN-126	19-7461	—	
KZ550M1 LTD	1983	KN-401	19-7405	—	KZ1000B1~B4 LTD	77-80	KN-126	19-7461	—	HARD PARTS
ZR550 Zephyr	90-00	KN-401	19-7405	—	KZ1000C1~C4 Police	78-81	KN-126	19-7461	—	
ZX550A1/A2/A3 GPz	82-92	KN-401	19-7405	—	KZ1000D1 Z1R	1978	KN-126	19-7461	—	HARD PARTS
ZL600A1/A2 Eliminator	86-87	KN-401	19-7405	—	KZ1000D3 Z1R	1980	KN-126	19-7461	—	
ZL600B2/B3 Eliminator	96-97	KN-401	19-7405	—	KZ1000E1/E2 Shaft ST	79-80	KN-126	19-7461	—	HARD PARTS
ZX600A1~A3 Ninja 600R	85-87	KN-401	19-7405	—	KZ1000G1 LTD Classic	1980	KN-126	19-7461	—	
ZX600B1 Ninja 600RX	1987	KN-401	19-7405	—	KZ1000J1/J2/J3	81-83	KN-401	19-7405	—	HARD PARTS
ZX600C1~C10 Ninja 600R	88-00	KN-401	19-7405	—	KZ1000K1/K2 LTD	81-82	KN-401	19-7405	—	
ZX600 Ninja ZX-6	90-01	KN-303	19-7507	19-7411	KZ1000M1/M2 CSR	81-82	KN-401	19-7405	—	HARD PARTS
ZX600E10 Ninja ZX-6	2002	KN-204	19-7515	19-7315	KZ1000P Police	82-05	KN-401	19-7405	—	
ZX600E11/E12 ZZR600	03-06	KN-204	19-7515	19-7315	KZ1000R1/R2 Replica	82-83	KN-401	19-7405	—	HARD PARTS
ZX600 ZZR600	07-08	KN-303	19-7507	19-7411	ZG1000 Concours	86-06	KN-401	19-7405	—	
ZX600 Ninja ZX-6R	95-99	KN-303	19-7507	19-7411	Z1000 Naked	03-06	KN-204	19-7515	19-7315	HARD PARTS
ZX600J1~J3 Ninja ZX-6R	00-02	KN-204	19-7515	19-7315	ZL1000A1 Eliminator	1987	KN-401	19-7405	—	
ZX600 Ninja ZX-6R	07-12	KN-303	19-7507	19-7411	ZR1000 Z1000/ABS	07-12	KN-303	19-7507	19-7411	HARD PARTS
ZX600 Ninja ZX-6RR	03-06	KN-204	19-7515	19-7315	ZX1000A Ninja 1000R	86-87	KN-401	19-7405	—	
ZX636B1/B2 Ninja ZX-6R	02-05	KN-204	19-7515	19-7315	ZX1000B Ninja ZX-10	88-90	KN-401	19-7405	—	HARD PARTS
EJ650 W650	99-05	KN-204	19-7515	19-7315	ZX1000 ZX-10R Ninja	04-06	KN-204	19-7515	19-7315	
EJ650 W650	06-08	KN-204	19-7515	19-7315	ZX1000 ZX-10R Ninja	07-12	KN-303	19-7507	19-7411	HARD PARTS
ER650 ER-6N	2006	KN-204	19-7515	19-7315	KZ1100A1/A2/A3 Shaft	81-83	KN-401	19-7405	—	
ER650 ER-6N	07-11	KN-303	19-7507	19-7411	KZ1100B1/B2 GPz	81-82	KN-401	19-7405	—	HARD PARTS
EX650R Ninja	2006	KN-204	19-7515	19-7315	KZ1100D1/D2 Spectre	82-83	KN-401	19-7405	—	
EX650R Ninja	07-12	KN-303	19-7507	19-7411	KZ1100L1 LTD	1983	KN-401	19-7405	—	HARD PARTS
KZ650B1/B2/B2A/B3	77-79	KN-401	19-7405	—	ZN1100B1/B2 LTD	84-85	KN-401	19-7405	—	
KZ650C1/C2/C3 Custom	77-79	KN-401	19-7405	—	ZR1100 Zephyr	91-06	KN-401	19-7405	—	HARD PARTS
KZ650D1/D1A/D2 SR	77-78	KN-401	19-7405	—	ZR1100C3 ZRX1100	96-00	KN-401	19-7405	—	
KZ650E/F	1980	KN-401	19-7405	—	ZX1100A1/A2 GPz	83-84	KN-401	19-7405	—	HARD PARTS
KZ650H1/H2/H3 CSR	81-83	KN-401	19-7405	—	ZX1100C/D Ninja ZX-11	90-01	KN-401	19-7405	—	
KZ700A1	1984	KN-401	19-7405	—	ZX1100E1/E2/E3 GPz	95-97	KN-401	19-7405	—	HARD PARTS
ZN700A1 LTD	84-85	KN-401	19-7405	—	ZX1100F1 GPz (ABS)	1996	KN-401	19-7405	—	
KZ750B1~B4 (2-cyl.)	76-79	KN-126	19-7461	—	ZR1200A ZRX1200	01-09	KN-401	19-7405	—	HARD PARTS
KZ750E1/E2/E3	80-82	KN-401	19-7405	—	ZX1200A Ninja ZX-12R	00-06	KN-204	19-7515	19-7315	
KZ750F1 LTD	1983	KN-401	19-7405	—	ZX1200C ZZ-R1200	02-05	KN-401	19-7405	—	HARD PARTS
KZ750G1 LTD (2-cyl.)	1980	KN-126	19-7461	—	ZG1200A/B Voyager XII	86-03	KN-401	19-7405	—	
KZ750H1~H4 LTD	80-83	KN-401	19-7405	—	KZ1300A1/A2/A3/A4	79-82	KN-126	19-7461	—	HARD PARTS
KZ750K1/K2 LTD (2-cyl.)	83-84	KN-126	19-7461	—	KZ1300B1 Touring	1980	KN-126	19-7461	—	

EQUIPMENT & TOOLS

HARD PARTS

CARB & FUEL

IGNITION/ELECTRICAL

CONTROL

SUSPENSION

ACCESSORIES

MARINE

AUTOMOTIVE

POLARIS® ATV APPLICATION	YEAR	K&N		
		P/N	BLACK	CHROME
Diesel 455/Diesel 455 4x4	99-01	KN-303	19-7507	19-7411
Big Boss 6x6	98-99	KN-303	19-7507	19-7411
Explorer 500 4x4	1997	KN-303	19-7507	19-7411
Magnum 500 4x4	99-03	KN-303	19-7507	19-7411
Outlaw 500	06-07	KN-112	19-7408	—
Ranger 500 2x4	04-08	KN-303	19-7507	19-7411
Ranger 500 4x4	03-09,12	KN-303	19-7507	19-7411
Ranger 500 6x6	99-00	KN-303	19-7507	19-7411
Ranger 500 6x6	04-05,12	KN-303	19-7507	19-7411
Predator 500	03-07	KN-112	19-7408	—
Scrambler 500 4x4	97-12	KN-303	19-7507	19-7411
Sportsman 500	97-09	KN-303	19-7507	19-7411
Sportsman 500 6x6	00-09	KN-303	19-7507	19-7411
Worker 500	99-01	KN-303	19-7507	19-7411
Sportsman 600 4x4	2003	KN-196	19-7422	—
Sportsman 700 4x4	02-03	KN-196	19-7422	—
Sportsman 700 Twin	2004	KN-196	19-7422	—
Sportsman 700 Twin F/I	2004	KN-196	19-7422	—

SUZUKI® STREET APPLICATION	YEAR	K&N		
		P/N	BLACK	CHROME
VL125 Intruder	00-06	KN-136	19-7426	—
GN250	82-00	KN-136	19-7426	—
GS250TT/TX	80-81	KN-133	19-7425	—
GZ250	07-10	KN-136	19-7426	—
GZ250Marauder	99-10	KN-136	19-7426	—
TU250X	98-00	KN-136	19-7426	—
TU250X	10-11	KN-136	19-7426	—
VL250 Intruder	00-04	KN-136	19-7426	—
GS300LZ/LD/LF	82-85	KN-133	19-7425	—
GS400B/XB/C/XC	77-78	KN-133	19-7425	—
GSF400M/N/P Bandit	91-93	KN-133	19-7425	—
GS425N/EN/LN	1979	KN-133	19-7425	—
GS450ET/EX/EZ/ED	80-83	KN-133	19-7425	—
GS450G	82-85	KN-133	19-7425	—
GS450L	80-88	KN-133	19-7425	—
GS450ST/SX	81-82	KN-133	19-7425	—
GS450T	81-83	KN-133	19-7425	—
GS500/E/F/H	88-10	KN-133	19-7425	—
GS550B	77-80	KN-133	19-7425	—
GS550ED/ESD	1983	KN-133	19-7425	—
GS550E	83-86	KN-133	19-7425	—
GS550L	79-83	KN-133	19-7425	—
GS550LF/LG	85-86	KN-133	19-7425	—
GS550MZ Katana	1982	KN-133	19-7425	—
GS550TX	1981	KN-133	19-7425	—
GSF600S Bandit	96-04	KN-138	19-7509	19-7423
GSR600S	06-10	KN-138	19-7509	19-7423
GSX600F Katana	88-06	KN-138	19-7509	19-7423
GSX-R600WN/WP	92-93	KN-138	19-7509	19-7423
GSX-R600	97-11	KN-138	19-7509	19-7423
RF600RR/RS/RT	94-96	KN-138	19-7509	19-7423
AN650 Burgman (all)	04-11	KN-138	19-7509	19-7423
GR650D/XD Tempter	1983	KN-133	19-7425	—
GS650EX/EZ	81-82	KN-133	19-7425	—
GS650GX/GZ/GD	81-83	KN-133	19-7425	—
GS650GLX/GLZ/GLD	81-83	KN-133	19-7425	—
GS650MD Katana	1983	KN-133	19-7425	—
GSF650 Bandit	05-10	KN-138	19-7509	19-7423
GSFX650F	08-11	KN-138	19-7509	19-7423
SFV650 Gladius	09-11	KN-138	19-7509	19-7423
SV650 (all)	99-09	KN-138	19-7509	19-7423
XN85 Turbo	1983	KN-133	19-7425	—
GS700EF/ESF	1985	KN-133	19-7425	—
VS700 Intruder	1986	KN-134	19-7472	—
VS700Intruder	1987	KN-138	19-7509	19-7423
GS750B/C/EC/N/EN	77-79	KN-133	19-7425	—
GS750ET/EX/EZ	80-82	KN-133	19-7425	—
GS750ED/ESD	1983	KN-133	19-7425	—

SUZUKI® STREET APPLICATION	YEAR	K&N		
		P/N	BLACK	CHROME
GS750LN	1979	KN-133	19-7425	—
GS750LT/LX	80-81	KN-133	19-7425	—
GS750SD Katana	1983	KN-133	19-7425	—
GS750TZ/TD	82-83	KN-133	19-7425	—
GSR750	2011	KN-138	19-7509	19-7423
GSX750F Katana	89-06	KN-138	19-7509	19-7423
GSX-R750RG/G/H	86-87	KN-134	19-7472	—
GSX-R750	88-10	KN-138	19-7509	19-7423
VS750G Intruder	88-91	KN-138	19-7509	19-7423
Boulevard C50/T 800cc	05-11	KN-138	19-7509	19-7423
Boulevard M50 800cc	05-11	KN-138	19-7509	19-7423
Boulevard S80 800cc	05-09	KN-138	19-7509	19-7423
VL800 Intruder Volusia	01-04	KN-138	19-7509	19-7423
VS800 Intruder	92-11	KN-138	19-7509	19-7423
VX800L/M/N/P	90-93	KN-138	19-7509	19-7423
VZ800 Marauder	97-09	KN-138	19-7509	19-7423
GS850G	79-83	KN-133	19-7425	—
RF900RR/RS/RT/RV	94-00	KN-138	19-7509	19-7423
RF900RZS	1995	KN-138	19-7509	19-7423
DL1000 V-Strom	02-06	KN-138	19-7509	19-7423
GS1000C	78-80	KN-133	19-7425	—
GS1000G	80-81	KN-133	19-7425	—
GS1000L	79-80	KN-133	19-7425	—
GS1000SZ Katana	1982	KN-133	19-7425	—
GSX-R1000	01-11	KN-138	19-7509	19-7423
SV1000/S	03-07	KN-138	19-7509	19-7423
TL1000R	98-03	KN-138	19-7509	19-7423
TL1000S	97-01	KN-138	19-7509	19-7423
GS1100E (16 valve)	80-83	KN-133	19-7425	—
GS1100G Shaft (8 valve)	82-83	KN-133	19-7425	—
GS1100LT	1980	KN-133	19-7425	—
GS1100SD Katana	1983	KN-133	19-7425	—
GSX1100F Katana	88-96	KN-138	19-7509	19-7423
GSX1100G Shaft	91-93	KN-138	19-7509	19-7423
GSX-R1100	86-92	KN-138	19-7509	19-7423
GSX-R1100W	93-98	KN-138	19-7509	19-7423
GS1150ES	83-86	KN-133	19-7425	—
GSF1200S Bandit	97-03	KN-138	19-7509	19-7423
GSF1250S Bandit	07-10	KN-138	19-7509	19-7423
GSX1250	2011	KN-138	19-7509	19-7423
GSX1300BK B-King	07-10	KN-138	19-7509	19-7423
GSX1300R Hayabusa	99-11	KN-138	19-7509	19-7423
GSX1400	01-07	KN-138	19-7509	19-7423
GV1400G Cavalcade	1986	KN-134	19-7472	—
GV1400G Cavalcade	87-88	KN-138	19-7509	19-7423
GV1400GTG Cavalcade	1986	KN-134	19-7472	—
GV1400GTH Cavalcade	1987	KN-138	19-7509	19-7423
Boulevard S83	05-09	KN-138	19-7509	19-7423
VS1400 Intruder	87-09	KN-138	19-7509	19-7423
Boulevard C90	05-09	KN-138	19-7509	19-7423
Boulevard M90	2009	KN-138	19-7509	19-7423
VL1500 Intruder	98-09	KN-138	19-7509	19-7423
VZ1500	2009	KN-138	19-7509	19-7423
VZ1500 Intruder M1500	09-10	KN-138	19-7509	19-7423
Boulevard M95	2005	KN-204	19-7515	19-7315
VZ1600 Marauder	04-05	KN-204	19-7515	19-7315
Boulevard C109R/RT/T	08-09	KN-138	19-7509	19-7423
Boulevard M109R	06-11	KN-138	19-7509	19-7423
VLR1800 C109 boulevard	08-10	KN-138	19-7509	19-7423
VLR1800 RT Intruder	09-11	KN-138	19-7509	19-7423
VZR1800 Intruder	06-10	KN-138	19-7509	19-7423

SUZUKI® ATV APPLICATION	YEAR	K&N		
		P/N	BLACK	CHROME
LT160E Quad	89-92	KN-132	19-7414	—
LT-F160M~K1	91-02	KN-132	19-7414	—
LT230EH~P Quadrunner	87-93	KN-132	19-7414	—
LT230G Quadrunner	85-86	KN-132	19-7414	—
LT230S Quadsport	85-88	KN-132	19-7414	—

EQUIPMENT & TOOLS

HARD PARTS

CARB & FUEL

IGNITION/ELECTRICAL

CONTROL

SUSPENSION

ACCESSORIES

MARINE

AUTOMOTIVE

EQUIPMENT & TOOLS	SUZUKI® ATV				
	APPLICATION	YEAR	K&N P/N	BLACK	CHROME
	LT-F230G/H	86-87	KN-132	19-7414	—
	LT250E Quadrunner	85-86	KN-132	19-7414	—
	LT250SK/SL	89-90	KN-132	19-7414	—
	LT-F250J~FK1	88-02	KN-132	19-7414	—
	LT-F250FOzark	02-09,12	KN-132	19-7414	—
	LT-F250F Quad	99-02	KN-132	19-7414	—
	LT-Z250 QuadSport	04-09	KN-132	19-7414	—
	LT300EH/EJ/EK	87-89	KN-132	19-7414	—
	LT-F300F	99-02	KN-132	19-7414	—
	LT-4WD 4WD Quad	87-98	KN-132	19-7414	—
	LT-F4WD King Quad	91-98	KN-132	19-7414	—
	LT400 Eiger (all)	02-07	KN-138	19-7509	19-7423
	LTA400F King Quad	08-11	KN-138	19-7509	19-7423
	LTF400F King Quad	08-11	KN-138	19-7509	19-7423
	LTA450F King Quad	07-10	KN-138	19-7509	19-7423
	LT-A500FY/FK1	00-01	KN-138	19-7509	19-7423
	LT-A500FK2/FK3 Vinson	02-07	KN-138	19-7509	19-7423
	LT-A500XP KingQuad	09-11	KN-138	19-7509	19-7423
	LT-F500F Quadrunner	98-02	KN-138	19-7509	19-7423
	LT-F500F Vinson	02-07	KN-138	19-7509	19-7423
	LT-A700X KingQuad	05-08	KN-138	19-7509	19-7423
	LT-V700 Twin Peak	04-06	KN-204	19-7515	19-7315
	LT-A750X KingQuad	08-11	KN-138	19-7509	19-7423
HARD PARTS	SUZUKI® DUALSPORT/OFFROAD				
	APPLICATION	YEAR	K&N P/N	BLACK	CHROME
	DRZ110	03-05	KN-112	19-7408	—
	DR125G/H/J	86-88	KN-132	19-7414	—
	DR125S Dual Sport	94-96	KN-132	19-7414	—
	DR-Z125K Offroad	03-10	KN-132	19-7414	—
	DR-Z125L Offroad	03-10	KN-132	19-7414	—
	SP125G/H/J Dual Sport	86-88	KN-132	19-7414	—
	DR200G/H/J	86-88	KN-132	19-7414	—
	DR200S Dual Sport	96-10	KN-132	19-7414	—
	SP200G/H/J Dual Sport	86-88	KN-132	19-7414	—
	DR250Z/D Offroad	82-83	KN-136	19-7426	—
	DR250F Offroad	1985	KN-136	19-7426	—
	DR250L/M/N/P Offroad	90-93	KN-136	19-7426	—
	DR250SL~SES Dual Sport	90-95	KN-136	19-7426	—
	DR-Z250	01-07	KN-136	19-7426	—
	SP250Z/D Dual Sport	82-83	KN-136	19-7426	—
	SP250F Dual Sport	1985	KN-136	19-7426	—
	RM-Z250	04-11	KN-207	19-7440	—
	DR350/S Offroad	90-99	KN-136	19-7426	—
	RM-Z450	05-11	KN-207	19-7440	—
	RM-X450Z	10-12	KN-207	19-7440	—
	DL650 V-Storm	04-11	KN-138	19-7509	19-7423
	DL1000 V-Storm	02-10	KN-138	19-7509	19-7423
CARB & FUEL	TRIUMPH® STREET				
	APPLICATION	YEAR	K&N P/N	BLACK	CHROME
	Speed Four 596	05-06	KN-204	19-7515	19-7315
	Daytona 600	2004	KN-204	19-7515	19-7315
	TT 600	00-05	KN-191	19-7424	—
	Daytona 650	2005	KN-204	19-7515	19-7315
	Daytona 671/SE	06-10	KN-204	19-7515	19-7315
	Street Triple 671	07-11	KN-204	19-7515	19-7315
	Speed Triple 675	07-10	KN-204	19-7515	19-7315
	Daytona 750	91-95	KN-192	19-7458	—
	Speed Triple 750	1997	KN-192	19-7458	—
	Thunderbird 750	1995	KN-192	19-7458	—
	Trident 750	91-98	KN-192	19-7458	—
	Bonneville 800	2006	KN-204	19-7515	19-7315
	Speed Master800	03-05	KN-204	19-7515	19-7315
	Tiger 800	2011	KN-204	19-7515	19-7315
	America 865	04-11	KN-204	19-7515	19-7315
	Bonneville 865 (all)	05-11	KN-204	19-7515	19-7315
	Scrambler 865	06-11	KN-204	19-7515	19-7315
	Speed Master 865	05-11	KN-204	19-7515	19-7315
	Thruxton 865	04-11	KN-204	19-7515	19-7315

EQUIPMENT & TOOLS	TRIUMPH® STREET				
	APPLICATION	YEAR	K&N P/N	BLACK	CHROME
	Bonneville 900	2009	KN-204	19-7515	19-7315
	Bonneville T100	02-04	KN-191	19-7424	—
	Adventurer 900	95-01	KN-192	19-7458	—
	Daytona 900	94-97	KN-192	19-7458	—
	Daytona Super 111 900	94-97	KN-192	19-7458	—
	Legend TT 900	99-01	KN-192	19-7458	—
	Speed Triple 900	94-96	KN-192	19-7458	—
	Sprint 900	95-98	KN-192	19-7458	—
	T 509 Speed Triple 900	97-98	KN-191	19-7424	—
	Thunderbird 900 /Sport	95-01	KN-192	19-7458	—
	Tiger 900	91-00	KN-192	19-7458	—
	Trident 900	91-98	KN-192	19-7458	—
	Trophy 900	91-01	KN-192	19-7458	—
	Daytona 955i	05-06	KN-204	19-7515	19-7315
	Speed Triple 955	2005	KN-204	19-7515	19-7315
	Sprint ST 955	2005	KN-204	19-7515	19-7315
	Tiger 956cc	05-06	KN-204	19-7515	19-7315
	Daytona 1000	91-95	KN-192	19-7458	—
	Speed Triple 1050	05-11	KN-204	19-7515	19-7315
	Sprint ST 1050	05-11	KN-204	19-7515	19-7315
	Tiger 1050/SE (all)	07-11	KN-204	19-7515	19-7315
	Daytona 1200	93-97	KN-192	19-7458	—
	Trophy 1200	91-03	KN-401	19-7405	—
	Thunderbird 1597	10-11	KN-204	19-7515	19-7315
	Thunderbird 1700	09-11	KN-204	19-7515	19-7315
	Rocket III 2294 (all)	04-11	KN-204	19-7515	19-7315
HARD PARTS	YAMAHA® STREET				
	APPLICATION	YEAR	K&N P/N	BLACK	CHROME
	SR125/SE	80-02	KN-143	19-7418	—
	YJ125 Vino	04-09	KN-143	19-7418	—
	VP125 X-City	07-11	KN-141	19-7403	—
	YP125 X-Max	06-12	KN-141	19-7403	—
	YZF-R125	08-11	KN-141	19-7403	—
	XC180 Riva	83-85	KN-145	19-7410	—
	SR185H/J	81-82	KN-143	19-7418	—
	XC200 Riva	87-91	KN-145	19-7410	—
	CP250 Morphous	06-08	KN-132	19-7414	—
	SR250G/H/J/TH Exciter	80-82	KN-145	19-7410	—
	SRX250T/TC	1987	KN-143	19-7418	—
	XV250 Route 66	88-90	KN-145	19-7410	—
	XV250 Virago	95-06	KN-145	19-7410	—
	XV250 V-Star	08-12	KN-145	19-7410	—
	XVS250 DragStar	01-07	KN-145	19-7410	—
	YP250G Grand	04-07	KN-132	19-7414	—
	XS360C/D/2D	76-77	KN-144	19-7439	—
	FZR400	88-90	KN-144	19-7439	—
	FZR400	91-94	KN-303	19-7507	19-7411
	SR400	92-08	KN-145	19-7410	—
	XJR400R	92-07	KN-303	19-7507	19-7411
	XS400D/E/F/G/H	77-81	KN-144	19-7439	—
	XS400E/2F	78-79	KN-144	19-7439	—
	XS400J/K Maxim	82-83	KN-144	19-7439	—
	XS400RJ/RK Seca	82-83	KN-144	19-7439	—
	XS400SG/SH/SJ Special	80-82	KN-144	19-7439	—
	XVS400 DragStar	96-07	KN-145	19-7410	—
	YP400 Majesty	04-12	KN-132	19-7414	—
	SR500E/F/G/H	78-00	KN-145	19-7410	—
	XV500K Virago	1983	KN-145	19-7410	—
	XV535T/TC/U Virago	87-02	KN-145	19-7410	—
	XJ550H/J/K Maxim	81-83	KN-144	19-7439	—
	XJ550RH/RJ/RK Seca	81-83	KN-144	19-7439	—
	XZ550RJ/RK Vision	82-83	KN-144	19-7439	—
	FJ600L/LC/N/NC	84-85	KN-144	19-7439	—
	FZ600S	86-88	KN-144	19-7439	—
	FZ600SS/SSC FZ6 Fazer	04-06	KN-303	19-7507	19-7411
	FZ600 FZ6 /Fazer	07-09	KN-204	19-7515	19-7315
	FZ6N/S	2008	KN-204	19-7515	19-7315
	FZ6R	09-12	KN-204	19-7515	19-7315
	FZR600R	89-90	KN-144	19-7439	—

YAMAHA® STREET APPLICATION		YEAR	K&N	
			P/N	BLACK CHROME
FZR600R		91-99	KN-303	19-7507 19-7411
FZS600 Fazer		98-03	KN-147	19-7406
SRX600S/SC		1986	KN-145	19-7410
XJ600S Seca II		92-98	KN-303	19-7507 19-7411
XJ600 /Diversion		92-03	KN-303	19-7507 19-7411
XJ600 /Diversion		09-11	KN-204	19-7515 19-7315
YX600S Radian		86-90	KN-144	19-7439
YZF600R		95-07	KN-303	19-7507 19-7411
YZF-R6		99-05	KN-303	19-7507 19-7411
YZF-R6		06-12	KN-204	19-7515 19-7315
YZF-R6S		06-10	KN-303	19-7507 19-7411
XJ650G Maxim		80-83	KN-144	19-7439
XJ650LJ/LK Seca Turbo		82-83	KN-144	19-7439
XJ650RJ Seca		1982	KN-144	19-7439
XVS650 V-Star (all)		98-11	KN-145	19-7410
FZ700T/TC		1987	KN-401	19-7405
FZX700S/SC/T/TC Fazer		86-87	KN-401	19-7405
XJ700N Maxim		85-86	KN-144	19-7439
XJ700XN Maxim X		85-86	KN-144	19-7439
XV700 Virago		84-87	KN-145	19-7410
FZ750N/S/SC		85-86	KN-401	19-7405
FZ750U/UC		1988	KN-401	19-7405
FZR750RT/RU		87-88	KN-401	19-7405
XJ750J/K Maxim		82-83	KN-144	19-7439
XJ750RH/RJ/RK Seca		81-83	KN-144	19-7439
XV750H/J/K Virago		81-83	KN-145	19-7410
XV750 Virago		88-98	KN-145	19-7410
YZF750RF/RFC		1994	KN-303	19-7507 19-7411
YZF750R		96-98	KN-303	19-7507 19-7411
FZ8		10-12	KN-204	19-7515 19-7315
TDM850		92-02	KN-145	19-7410
TDM900/A		02-11	KN-145	19-7410
XJ900RK Seca		1983	KN-144	19-7439
XV920J/K Virago		82-83	KN-145	19-7410
XV920RH/RJ		81-82	KN-145	19-7410
XVS950 Midnight Star		09-12	KN-204	19-7515 19-7315
XVS950 V-Star		09-12	KN-204	19-7515 19-7315
XVS950 V-Star Tourer		09,11-12	KN-204	19-7515 19-7315
FZR1000T/TC~A/GC		87-90	KN-401	19-7405
FZR1000B/BC~G/GC		91-95	KN-303	19-7507 19-7411
FZS1000 FZ1 Fazer (all)		01-06	KN-303	19-7507 19-7411
FZS1000 FZ1 Fazer (all)		07-12	KN-204	19-7515 19-7315
GTS1000A		93-00	KN-303	19-7507 19-7411
XV1000 Virago		84-85	KN-145	19-7410
YZF1000R/RJC		1997	KN-303	19-7507 19-7411
YZF1000RK/RKC		1998	KN-303	19-7507 19-7411
YZF-R1		99-06	KN-303	19-7507 19-7411
YZF-R1		07-12	KN-204	19-7515 19-7315
FJ1100L/LC/N/NC		84-85	KN-401	19-7405
XV1100 Virago		86-00	KN-145	19-7410
XVS1100 V-Star		99-09	KN-145	19-7410
FJ1200S/SC/T/TC		86-87	KN-401	19-7405
FJ1200W/WC~D/DC		89-92	KN-401	19-7405
FJ1200 (ABS)		92-93	KN-401	19-7405
VMX12 V-Max		96-07	KN-303	19-7507 19-7411
XJR1200		95-99	KN-401	19-7405
XJR1300		98-11	KN-401	19-7405
XVS13 Stryker		11-12	KN-204	19-7515 19-7315
XVS1300 V-Star/Tourer		07-09	KN-147	19-7406
XVS1300 V-Star		10-12	KN-204	19-7515 19-7315
XVZ1300 Royal Star (all)		96-12	KN-303	19-7507 19-7411
XV1600 Road Star (all)		99-04	KN-303	19-7507 19-7411
MT-01		05-11	KN-303	19-7507 19-7411
XV1700 Road Star (all)		04-12	KN-303	19-7507 19-7411
XV1900 Roadliner		06-11	KN-303	19-7507 19-7411
XV1900 Stratoliner		06-11	KN-303	19-7507 19-7411
YAMAHA® ATV APPLICATION		YEAR	K&N	
			P/N	BLACK CHROME
YFM200N Moto-4		1985	KN-143	19-7418
YFM200DX		86-89	KN-143	19-7418

YAMAHA® ATV APPLICATION		YEAR	K&N	
			P/N	BLACK CHROME
YTM200K/L/N Tri-Moto		83-85	KN-143	19-7418
YTM200EK Tri-Moto		83-85	KN-143	19-7418
YFM225S/T/U Moto-4		86-88	KN-143	19-7418
YTM225DX Tri-Moto		83-85	KN-143	19-7418
YTM225DR Tri-Moto		85-86	KN-143	19-7418
YFU1WPro Hauler		1989	KN-142	19-7516
YFB250D Timberwolf		92-04	KN-143	19-7418
YFM250W/A/B Moto 4		89-91	KN-143	19-7418
YFM250M Bear Tracker		2000	KN-143	19-7418
YFM250X Bear Tracker		99-04	KN-143	19-7418
YFM250 Big Bear		07-09	KN-143	19-7418
YFM250 Bruin		05-06	KN-143	19-7418
YFM350ER Moto-4		87-90	KN-142	19-7516
YFM350ER Moto-4		92-95	KN-142	19-7516
YFM350F Big Bear		87-98	KN-142	19-7516
YFM350F Big Bear/4WD		1999	KN-142	19-7516
YFM350 Bruin		04-06	KN-142	19-7516
YFM350 Grizzly (all)		07-11	KN-204	19-7515 19-7315
YFM350F Wolverine		94-05	KN-142	19-7516
YFM350X Wolverine		06-09	KN-204	19-7515 19-7315
YFM350F		99-00	KN-142	19-7516
YFM350U		96-99	KN-142	19-7516
YFM350R Raptor		05-12	KN-142	19-7516
YFM350X Warrior		87-04	KN-142	19-7516
YFP350U Terrapro		1988	KN-142	19-7516
YFM400 Big Bear (all)		93-12	KN-142	19-7516
YFM400 Grizzly (all)		07-08	KN-204	19-7515 19-7315
YFM400F Kodiak		93-99	KN-142	19-7516
YFM400 Kodiak		00-06	KN-303	19-7507 19-7411
YFM450 Grizzly (all)		07-12	KN-204	19-7515 19-7315
YFM450FX Wolverine (all)		2006	KN-303	19-7507 19-7411
YFM450FX Wolverine (all)		07-10	KN-204	19-7515 19-7315
YFZ450S/T		04-06	KN-141	19-7403
YXR450 Rhino		2006	KN-303	19-7507 19-7411
YXR450 Rhino (all)		07-09	KN-204	19-7515 19-7315
YFM550F Grizzly (all)		09-12	KN-204	19-7515 19-7315
YFM600 Grizzly		98-01	KN-145	19-7410
YFM660 Grizzly		02-06	KN-303	19-7507 19-7411
YFM660 Grizzly (all)		07-08	KN-204	19-7515 19-7315
YFM660R Raptor (all)		01-06	KN-147	19-7406
YXR660 Rhino (all)		04-06	KN-303	19-7507 19-7411
YXR660 Rhino (all)		2007	KN-204	19-7515 19-7315
YFM700 Grizzly (all)		07-11	KN-204	19-7515 19-7315
YFM700R Raptor		07-12	KN-145	19-7410
YXR700 Rhino (all)		08-12	KN-204	19-7515 19-7315
YAMAHA® DUALSPORT/OFFROAD APPLICATION		YEAR	K&N	
			P/N	BLACK CHROME
TW125 Trailway		99-04	KN-143	19-7418
XT125 Dual Sport		82-96	KN-143	19-7418
WR125R/X		09-11	KN-141	19-7403
BW200N/S		85-86	KN-143	19-7418
BW200ES/ET/EU		86-88	KN-143	19-7418
TW200/T /Trailway		87-11	KN-143	19-7418
XT200 Dual Sport		82-83	KN-143	19-7418
TT225S/T		86-87	KN-143	19-7418
TT-R225L		99-01	KN-143	19-7418
TT-R225P		02-04	KN-143	19-7418
XT225/T		83-84	KN-143	19-7418
XT225D Serrow		92-00	KN-143	19-7418
XT225		01-07	KN-143	19-7418
TT-R230		05-12	KN-143	19-7418
TT250G/H/J		80-82	KN-145	19-7410
TTR250 Offroad		99-06	KN-142	19-7516
WR250FN/FP Offroad		01-02	KN-142	19-7516
WR250F/X		03-08	KN-141	19-7403
XT250 Dual Sport		80-83	KN-145	19-7410
XT250L/LC Dual Sport		1984	KN-143	19-7418
XT250/X		06,08	KN-141	19-7403
YZ250FN/FP Offroad		01-02	KN-142	19-7516

EQUIPMENT & TOOLS

HARD PARTS

CARB & FUEL

IGNITION/ELECTRICAL

CONTROL

SUSPENSION

ACCESSORIES

MARINE

AUTOMOTIVE

EQUIPMENT & TOOLS

HARD PARTS

CARB & FUEL

IGNITION/ELECTRICAL

CONTROL

SUSPENSION

ACCESSORIES

MARINE

AUTOMOTIVE

YAMAHA® DUALSPORT/OFFROAD		K&N		
APPLICATION	YEAR	P/N	BLACK	CHROME
YZ250/F	03-08	KN-141	19-7403	—
BW350T/U	87-88	KN-143	19-7418	—
TT350S/T Offroad	86-87	KN-143	19-7418	—
XT350Dual Sport	85-01	KN-143	19-7418	—
WR400F Offroad	98-02	KN-142	19-7516	—
YZ400FK/FL Offroad	98-99	KN-142	19-7516	—
WR426FN/FP Offroad	01-02	KN-142	19-7516	—
YZ426F Offroad	00-02	KN-142	19-7516	—
WR450F	03-08	KN-141	19-7403	—
YZ450FR/FS	03-08	KN-141	19-7403	—
TT500 Offroad	76-81	KN-145	19-7410	—
XT500 Dual Sport	76-81	KN-145	19-7410	—
XT550 Dual Sport	82-83	KN-145	19-7410	—
TT600 Offroad	83-86	KN-145	19-7410	—
TT600/E/R Offroad	97-00	KN-143	19-7418	—
XT600 Dual Sport	84-02	KN-145	19-7410	—
XT660 Dual Sport (all)	04-12	KN-145	19-7410	—

YAMAHA® PERSONAL WATERCRAFT		K&N		
APPLICATION	YEAR	P/N	BLACK	CHROME
FX1000 WaveRunner	05-06	KN-303	19-7507	19-7411
SRT1000 WaveRunner	03-06	KN-303	19-7507	19-7411
FX1100 WaveRunner	04-06	KN-303	19-7507	19-7411
FX1100 WaveRunner	2008	KN-204	19-7515	19-7315
SXT1100 WaveRunner	2007	KN-303	19-7507	19-7411
SXT1100 WaveRunner	08-09	KN-204	19-7515	19-7315
VX1100 WaveRunner	05-06	KN-303	19-7507	19-7411
VX1100 WaveRunner	08-09	KN-204	19-7515	19-7315

55 GALLON DRUM CART

This Mobile Oil Pump Kit makes oil projects easier to complete. Durable, portable unit comes complete with digital oil control valve and meter. The sturdy cart can support up to 400-lb. drum (including a standard 55-gallon drum) and includes reel with a 1/2in. x 50ft. hose. Suitable for dispensing oil at medium/high viscosity for mobile installations and fixed system at medium distances. Works on any size drum with a 2in. bung adapter.

39-8367 55 Gallon Oil Drum Cart



DRUM FUNNEL

Eliminate overspills while pouring. Large surface area permits drainage of multiple containers simultaneously. Highly durable, it will resist rust, dents and other chemicals. Fits 55 gallon drums.

39-8362 Drum Funnel



FLUID EVACUATOR PLUS

At the push of a button, this unit changes from vacuum to pressure for evacuating or dispensing fluids. This functionality makes it ideal for draining tanks or reservoirs then pumping the used fluid back out for easy disposal. Automatic shut-off prevents overfilling, for superior mobility, this unit utilizes a manual pump so compressed air or electricity is not required. Includes wands to drain engine oil & transmission fluid directly through the dipstick. 2.3 Gallon Capacity (8.8 liters)



35-9144 Fluid Evacuator Plus

OEM TYPE OIL FILTER SOCKET WRENCH

Designed to remove and install OEM spin-on oil filters. Sold each. **IMPORTANT NOTE: WILL NOT FIT FRAM OIL FILTERS.** Available for the following models:

35-4980 Fits Honda Oil Filter 15410-MM9-013.
Fits Kawasaki Oil Filter 16097-1061/1063/1064.
Fits Yamaha Oil Filter 3FV-13440-00-00, 5GH-13440-00-00 and 5JW-134440-00-00

35-4981 Fits Suzuki Oil Filter 16510-06B01, Yamaha "5DM" style

35-4983 Ducati/BMW/H-D 76mm x 8 flute



RED LINE MOTORCYCLE, RACE, & STREET OILS

These Motorcycle specific oils feature extra phosphorus and zinc for increased antiwear properties, with a modified additive package that gives even greater wet-clutch operation than before. Sold each.

- 35-2258 Motorcycle 10W40, qt
- 35-2259 Motorcycle 20W50, qt
- 35-2487 HD (V-Twin) Synthetic Motorcycle 20W60, qt



35-2258

35-2259

35-2487

STREET OILS

Offer high degrees of protection and cleanliness across a wide range of conditions and temperatures. Sold each.

- 35-2119 Street 5W30, qt
- 35-2079 Street 15W50, qt
- 35-2000 Street 10W40, qt
- 35-2003 Street 20W50, qt



35-2119

35-2079

35-2000

35-2003

RACE OIL

Provides the best high-temperature lubrication and has a higher film strength than any petroleum or synthetic product. Not recommended for Street use. Sold each.

- 35-2134 Race SAE30W, qt
- 35-2005 Race SAE40W, qt
- 35-2021 Race SAE50W, qt



35-2134

35-2021

35-2005

RED LINE SHOCK PROOF GEAR OIL

Unique GL-5 gear oil contains a unique solid dispersion which cushions gear teeth to help prevent tooth breakage, allowing the use of lower viscosities. Race and dyno-proven to reduce friction and wear. Recommended for heavily-loaded racing transmissions. (motocross, road racing & kart racing)

- 35-1962 Super Light Weight
- 35-8622 Heavy Weight
- 35-1809 Light Weight



35-1962


35-8622

35-1809

ADJUSTABLE OIL FILTER WRENCH 64-79mm

Removes spin-on type oil filters from 2-1/2" to 3-1/8". Steel jaws grip oil filter without slipping. Works with any 3/8" ratchet drive.

- 35-9815 Adjustable Oil Filter Wrench 64-79mm



GL1500 WRENCH

This oil filter wrench is perfect for Honda GL1500 and ST1100 applications with limited access to the oil filter. Fits 2-1/2" oil filters. Made in U.S.A.

- 35-8494 Oil Filter Wrench



K&L STOCKS RED LINE OIL



EQUIPMENT & TOOLS

HARD PARTS

CARB & FUEL

IGNITION/ELECTRICAL

CONTROL

SUSPENSION

ACCESSORIES

MARINE

AUTOMOTIVE

EQUIPMENT & TOOLS

HARD PARTS

CARB & FUEL

IGNITION/ELECTRICAL

CONTROL

SUSPENSION

ACCESSORIES

MARINE

AUTOMOTIVE

OIL FILLER CANS

These tough, durable plastic cans are **Made in Japan.**

- 39-3912** 1 liter can
- 39-3913** 2 liter can
- 39-3914** 5 liter can
- 39-3915** Replacement Spout and nut.




39-3915 **39-3912** **39-3913** **39-3914**

REDLINE RACING FUNNEL

Oddly shaped funnel allows pouring of oil or coolant around bodywork to reach hard to get to filler openings. Pours in both vertical and horizontal positions.

- 35-2115** Red Line Racing Funnel



35-2115

RATIO-RITE MEASURING CUP

Measures in ounces and cc's. Use for filling forks, shocks, engine oil, etc. Also has ratio scale for accurate oil/gas premixing. Sold each.

NOTE: LID IS SOLD SEPARATELY.

- 39-4061** Ratio Rite Measuring Cup
- 39-4062** Lid for Ratio Rite



OIL & GAS FUNNELS

- 35-3583** Oil Filler Funnel. Long straight 18" funnel, great for filling engine oil in hard to reach locations.
- 35-3584** 2 Quart Funnel w/filter Screen. Large funnel with built in filter screen. Great for filling 5 gallon gas jugs.

35-3584



35-3583



MOTION PRO PRO FUNNEL

Integrated shutoff valve allows precise amount of liquid to be dispensed. Graduation marks for cubic centimeters, fluid ounces and premix ratio 1000cc (34oz) capacity. Easy to understand premix ratio graduations for 32:1, 40:1, 50:1, and 60:1 for 1 to 3 gallons Adjustable ball-pivot spout allows easy, spill-free filling.

- 35-8687** Motion Pro Pro Funnel



COOLANT RECOVERY TANK, 275CC

- Prevents loss of coolant due to overheating
- Works on most water-cooled motorcycles, snowmobiles, and ATV's
- Designed for hot weather and/or high-altitude riding conditions
- Compact, versatile, high density polyethylene bottle
- Built in mounting holes provide multiple mounting options
- Bottle cap is constructed from chemical-resistant rubber for durability and easy installation/removal
- Includes 275cc bottle, hose, clamps, mounting ties and instructions
- Bottle dimensions: H (w/cap) 5 1/2" x W 3 3/4" X D 1 7/8"

- 35-5965** Coolant Recovery Tank




35-5965



LONGNECK FUNNEL

Funnel has 5.5" opening x 5" tall with an 18" flexible extension that makes pouring fluids much easier and cleaner than traditional types. Extension also can be removed if desired. Sold Each.

- 35-3580** Longneck Funnel with Spout




35-3580

GRADUATED CYLINDERS

Plastic beakers, graduated in cc's. **Made in Japan.** Two sizes:

- 39-3910** 500cc
- 39-3911** 250cc



39-3911

39-3910

1/2 PINT FUNNEL

This small (3.5" x 4") funnel is the right size for those jobs where automotive sized models are too big and bulky. Keep several in the shop for various fluids, great for retailing as well. Sold Each.

- 35-3581** 1/2 Pint Funnel



7 QUART DRAIN PAN

Low height makes this pan easy to slide under cases and the flat base helps keep things stable on the table. Molded in handles make carrying easy, great for over the counter sales as well. Measures 13.5" x 11.7" x 4"

- 35-7796** 7 Quart Drain Pan



METRIC COPPER WASHERS

Designed to replace the O.E. Reference numbers listed. These hard to find sizes of Fork Damper Bolt and Drain Plug Washers are now available in convenient 10 packs.

15-8300 Complete Kit (replacements sold in pk/10) Kit contains 80 pieces, 10 pieces each from applications listed.

15-8301	Honda	90463-ML7-000	6.5x11.0x1.0mm
15-8302	Honda	90544-286-000	8.2x13.0x1.0mm
	Honda	90544-283-000	8.2x15.0x1.0mm
15-8303	Yamaha	90201-08087-00	8.2x15.0x1.6mm
	Yamaha	90430-08119-00	8.2x15.0x1.6mm
15-8304	Yamaha	509-23158-L0-00	10.3x15.0x1.6mm
15-8304	Yamaha	44045-057	10.3x15.0x1.6mm
15-8305	Kawasaki	92022-1005	10.7x22.0x1.6mm
15-8306	Kawasaki	11009-1127	12.3x17.5x1.6mm
15-8306	Kawasaki	92022-215	12.3x17.5x1.6mm
15-8307	Yamaha	90430-12213-00	12.5x19.0x1.6mm
15-8308	Yamaha	4V4-23158-L0-00	14.3x21.0x1.6mm



OIL FILTER BOLTS

Oil filter bolts sold each.

HONDA®


K&L P/N	OEM REF	DIMENSIONS	HEAD SIZE
19-1385	15420-300-020	89mm Length	17mm head
	Fits Honda Oil Filter 15410-426-010		
19-1371	15420-MA6-000	80mm Length	17mm head
	Fits Honda Oil Filter 154A1-413-005		
19-1387	15420-333-000	119mm Length	17mm head
	Applications: CB350F 75-76 / CB650S-SC 79-82 / CB750F 77-78		

KAWASAKI®

K&L P/N	OEM REF	DIMENSIONS	HEAD SIZE
19-1385	16126-1108	89mm Length	17mm head
	Fits Kawasaki Oil Filters 16099-002 & 16099-003		

YAMAHA®

K&L P/N	OEM REF	DIMENSIONS	HEAD SIZE
19-6065	1L9-13340-01-00	83mm Length	17mm head
	Fits Yamaha Oil Filters 1L9-13441-11-00 and 36Y-13441-00-00		
19-1386	1J7-13340-00-00	72mm Length	12mm head
	Applications: XS750 77-79 / XS850 80-81 / XS1100 79-82 / VMX12 V-MAX 85-92 / XVZ12/13 VENTURE 86-93		



OIL DRAIN PLUG BOLTS

These oil drain plug bolts come with magnetic insert and washer. Head of bolt is pre-drilled for adding safety wire. ATV and offroad applications. Available in the following sizes:

HONDA®

K&L P/N	OEM REF	DIMENSIONS	HEAD SIZE
15-4119	90015-KA3-711	12mm x 1.5mm	14mm

KAWASAKI®

K&L P/N	OEM REF	DIMENSIONS	HEAD SIZE
15-4120	92066-1437	10mm x 1.5mm	14mm

SUZUKI®

K&L P/N	OEM REF	DIMENSIONS	HEAD SIZE
15-4114	01500-12163	12mm x 1.25mm	14mm
15-4113	09248-10007	14mm x 1.25mm	14mm

YAMAHA®

K&L P/N	OEM REF	DIMENSIONS	HEAD SIZE
15-4119	90340-12059-00	12mm x 1.5mm	14mm
15-4125	90340-14132-00	14mm x 1.5mm	14mm



EQUIPMENT & TOOLS

HARD PARTS

CARB & FUEL

IGNITION/ELECTRICAL

CONTROL

SUSPENSION

ACCESSORIES

MARINE

AUTOMOTIVE

1980 CATALOG



K&L
SUPPLY CO.
MOTORCYCLE PARTS SPECIALISTS

- EQUIPMENT & TOOLS
- HARD PARTS**
- CARB & FUEL
- IGNITION/ELECTRICAL
- CONTROL
- SUSPENSION
- ACCESSORIES
- MARINE
- AUTOMOTIVE

CATALOG THROWBACK > 1980



CARB & FUEL

REPAIR KITS / JETS / GASKETS / NEEDLES / ETC.

CARB & FUEL

K&N CUSTOM CLAMP ON FILTER SETS

K&N	K&L	FILTER STYLE	FLANGE ANGLE	FLANGE I.D.	LENGTH (base/cap)	QTY SOLD
RC-0984	19-6258	oval	offset	54mm	70mm	pk/4
RC-3510	19-3181	oval	dual	54mm	76mm	each

HONDA						
APPLICATION	YEAR	K&L P/N	K&N REF.			
CB750C Custom	80-82	19-6258	RC-0984			
CB750F Super Sport	79-82	19-6258	RC-0984			
CB750K	79-82	19-6258	RC-0984			
CB750L LTD	1979	19-6258	RC-0984			
CB750SC Nighthawk	82-83	19-6258	RC-0984			
CB900C Custom	80-82	19-6258	RC-0984			
CB900F Super Sport	81-82	19-6258	RC-0984			
CB1000C Custom	1983	19-6258	RC-0984			
CB1100F Super Sport	1983	19-6258	RC-0984			

KAWASAKI						
APPLICATION	YEAR	K&L P/N	K&N REF.			
KZ750E1/E2/E3	80-82	19-6258	RC-0984			
KZ750F LTD	1983	19-6258	RC-0984			
KZ750H1/H2/H3/H4 Ltd	80-83	19-6258	RC-0984			
KZ750L3	1983	19-6258	RC-0984			
KZ750N1/N2 Spectre	82-83	19-6258	RC-0984			
KZ750R1 GPz	1982	19-6258	RC-0984			
ZX750A1/A2/A3 GPz	83-85	19-6258	RC-0984			
KZ1000J1/J2/J3	81-83	19-6258	RC-0984			
KZ1000K1/K2 Ltd	81-82	19-6258	RC-0984			
KZ1000M1/M2 CSR	81-82	19-6258	RC-0984			
KZ1000P1~P24 Police	82-05	19-6258	RC-0984			
KZ1000R1/R2 Replica	82-83	19-6258	RC-0984			
ZL1000A1 Eliminator	1987	19-6258	RC-0984			
KZ1100A1/A2/A3 Shaft	81-83	19-6258	RC-0984			
KZ1100B1/B2 GPz	81-82	19-6258	RC-0984			
KZ1100D1/D2 Spectre	82-83	19-6258	RC-0984			
KZ1100L1 LTD	1983	19-6258	RC-0984			
ZN1100B1/B2 LTD Shaft	84-85	19-6258	RC-0984			

SUZUKI						
APPLICATION	YEAR	K&L P/N	K&N REF.			
GSX600F Katana	90-03	19-3170	RU-2922			
GS700E	1985	19-6258	RC-0984			
GS700	85-86	19-6258	RC-0984			
GS750S, E, ES	1983	19-6258	RC-0984			
GS750	80-85	19-6258	RC-0984			
GSXR750	88-92	19-3170	RU-2922			
GSX750F Katana	89-02	19-3170	RU-2922			
GS850G	79-83	19-6258	RC-0984			
GS850GL	80-83	19-6258	RC-0984			
GS1000S	1980	19-6258	RC-0984			
GS1100 L,S,E,G,GK	80-84	19-6258	RC-0984			
GSXR1100	89-92	19-3170	RU-2922			
GSXR1100W	1993	19-3170	RU-2922			
GS1150E	83-86	19-6258	RC-0984			
GSF1200 Bandit S	96-00	19-3170	RU-2922			
KZ1100D1/D2 Spectre	82-83	19-6258	RC-0984			
KZ1100L1 LTD	1983	19-6258	RC-0984			
ZN1100B1/B2 LTD Shaft	84-85	19-6258	RC-0984			

YAMAHA						
APPLICATION	YEAR	K&L P/N	K&N REF.			
FZR750R Owo1	87-88	19-3170	RU-2922			
XS1100	78-83	19-6258	RC-0984			
XJR1200	95-01	19-6258	RC-0984			
FJ1200	86-93	19-3181	RC-3510			
XJR1300	95-05	19-6258	RC-0984			



19-6258



19-3181

RECHARGER KIT FOR K&N AIR FILTERS

A six-step maintenance system designed to recharge any K&N Filtercharger® Air Filter. Restores air flow efficiency so your Filtercharger™ performs like new! **INCLUDES: 6.5 OZ. SPRAY OIL, 12 OZ. FILTER CLEANER AND SERVICE DECAL.**

19-7281 ReCharger Kit for K&N Air Filters




K&N AIR FILTER CLEANER & DEGREASER

Formulated to clean K&N air cleaners and air filter elements. Works to dissolve dirt buildup and can be washed away with water. It is biodegradable and safe on paint, chrome, aluminum, plastic, rubber and vinyl when used as directed. Complete instructions on bottle.

35-3257 32 fl. oz. (squirt bottle)

35-3258 One gal. Bottle



35-3257



35-3258

K&N AIR FILTER OIL

K&N air filter oil has been specially formulated to work in conjunction with the cotton fabric in K&N air filter elements to provide superior air filtration. When used as directed, it quickly penetrates the filter pleats, where it remains suspended in the cotton fabric.

35-3212 12 oz. Aerosol can-red



35-3212

EQUIPMENT & TOOLS

HARD PARTS

CARB & FUEL

IGNITION/ELECTRICAL

CONTROL

SUSPENSION

ACCESSORIES

MARINE

AUTOMOTIVE



19-0236



19-0231



19-0237



19-0241



19-0243

EMGO UNIVERSAL CLAMP-ON AIR FILTERS

Tapered with chrome end cap. Sold each.

HONDA

19-0231	12-55728	28mm	CB50J, MB5, SS50
19-0241	12-55735	35mm	CB100N, CB125TD, CB400F, MBX/MTX50/80
19-0246	12-55748	48mm	CB250N/RS, CB400N, CBX550
19-0237	12-55752	52mm	CB400T1/TII (78-79), CB400T (1980)
19-0243	12-55754	54mm	CB550SC (1983), CB750C/F/K (79-82), CB900C (80-82), CB900F (81-82), CB1000C (1983), CBX (79-82), CB1100F (1983)
19-0236	12-55742	42mm	CB650 (79-80)
19-0235	12-55739	39mm	CB750K (69-76)

KAWASAKI

19-0231	12-55728	28mm	AE/AR50
19-0241	12-55735	35mm	AE80 81-83, AR80, KH250
19-0246	12-55748	48mm	KZ250A/B, GPz305/400
19-0237	12-55752	52mm	KZ250 (80-81), KZ400 (74-77)
19-0236	12-55742	42mm	KH400 2-stroke (76-78), KZ440 (80-83), KZ900A (76-77), Z1/A/B-900 (73-75), KZ1000 (77-80)
19-0235	12-55739	39mm	KZ550A/C/D (80-81), KZ650B/C (77-79)
19-0243	12-55754	54mm	KZ750R1 GPZ (1982) ZX750A GPZ (83-85), KZ1000J1/J2/J3 (81-83), KZ1000K1/K2-LTD (81-82), KZ1000M1/M2-CSR (81-82), KZ1000P1-P4-Police (82-85), KZ1000R1/R2-Eddie Lawson Replica, (82-83), KZ1100 (81-85), KZ1100A1/A2/A3-Shaft (81-83), KZ1100A1/A2/A3-Shaft (81-83), KZ1100D1/D2-Spectre (82-83), KZ1100L1-LTD (82-83)

SUZUKI

19-0231	12-55728	28mm	GT50, OR50, TS50R
19-0241	12-55735	35mm	GT125/1 85/200XS
19-0246	12-55748	48mm	GS250T/E, GS400/450, GSX250, GSX400ET/EX/EZ
19-0236	12-55742	42mm	GT380/GT550, GS750/1000 (77-79)
19-0237	12-55752	52mm	GS400 (77-78), GS425N/EN/LN (1979), GT750
19-0235	12-55739	39mm	GS550B/C/N (77-79), GS550EC/EN/LN (78-79)
19-0243	12-55754	54mm	GS550 (80-82), GS650 (80-83), GS700E (1985), GS750E (80-82), GS750L (80-81), GS750SD (1983), GS750T (82-83), GS850G (80-83), GS1000 (80-82), GS1100 (80-83), GS1150 (83-86)

YAMAHA

19-0231	12-55728	28mm	DT50 ENDURO/M/MX
19-0241	12-55735	35mm	DT80MX 81-83, RD80/LC 82, RD125/200 75-81
19-0246	12-55748	48mm	DT250/MX, 76-78, XS250/SE 78-81, XJ400, XS400 78-82, XT500 76-80
19-0236	12-55742	42mm	RD250/RD350 (73-75), RD400 (76-78)
19-0243	12-55754	54mm	FJ600 (84-85), FJ1100 (84-85), XS1100 (80-81), FJ1200

UNIVERSAL

19-0248	12-55780	45mm with Chrome half cover
19-0232	12-55746	46mm
19-3231	12-55760	60mm

EMGO STOCK TYPE AIR FILTERS

Made to meet or exceed OEM specifications. Fits stock OEM airbox.

HONDA

APPLICATION	YEAR	P/N
VT600C Shadow VLX	88-98	19-0320

KAWASAKI

APPLICATION	YEAR	P/N
EX250R Ninja	86-07	19-0233
KZ1000	81-05	19-0234
KZ1100	81-83	19-0234



19-0233



EQUIPMENT & TOOLS

HARD PARTS

CARB & FUEL

IGNITION/ELECTRICAL

CONTROL

SUSPENSION

ACCESSORIES

MARINE

AUTOMOTIVE

EQUIPMENT & TOOLS

HARD PARTS

CARB & FUEL

IGNITION/ELECTRICAL

CONTROL

SUSPENSION


ACCESSORIES

MARINE

AUTOMOTIVE

EMGO CLAMP-ON UNIVERSAL FOAM AIR FILTERS

These versatile, compact clamp-on air filters are small enough to fit within the confines of most motorcycle air filters. The high quality dual density open cell polyurethane foam filter media prevents dirt from entering engines yet allows ample air flow for maximized performance. Available in a wide range of sizes from 25mm – 60mm. These filters can be washed and re-oiled for years of use. Sold each.




19-0202	25mm	19-0226	42mm	19-0296	49mm
19-0203	30mm	19-0227	43mm	19-0327	50mm
19-0204	32mm	19-0242	44mm	19-0330	52mm
19-0216	36mm	19-0244	45mm	19-0331	54mm
19-0219	38mm	19-0251	46mm	19-0338	60mm
19-0224	39mm	19-0288	48mm		

EMGO MARK II CLAMP ON FILTERS

Chrome Air Filter, all are the same external dimensions: Mounting varies from 25mm to 60mm.

19-00021	25MM	19-00031	44MM
19-00022	28MM	19-00032	45MM
19-00023	30MM	19-00033	46MM
19-00024	32MM	19-00034	48MM
19-00025	35MM	19-00035	49MM
19-00026	36MM	19-00036	50MM
19-00027	38MM	19-00037	52MM
19-00028	39MM	19-00038	54MM
19-00029	42MM	19-00039	60MM
19-00030	43MM		



EMGO POWER TRUMPETS

Emgo spun aluminum velocity stacks available in sizes from 35mm – 54mm. Each velocity stack includes removable fine gauze filter screen backed by expanded metal and clamp. Perfect for classic road racing and café racers, chops or brat bikes.

K & L #	DIA.	LENGTH
19-0340	35mm	65mm
19-0359	39mm	65mm
19-0366	42mm	76mm
19-0373	50mm	76mm
19-0380	52mm	76mm
19-0391	54mm	47mm



UNIVERSAL FUEL VALVES

Ideal for ATV's and other vehicles where inline fuel control is needed. Check fuel line size and engine size before ordering. Not recommended for engines above rated size.

35-8468	3/16" up to 200cc
35-8476	1/4" up to 300cc
35-8495	5/16" up to 300cc
35-8453	5/16" Inline Fuel Valve
35-8454	1/4" Barb with 1/4" npt
35-8455	1/4" Inline Fuel Valve



K&L FUEL PETCOCKS

Stock replacement Fuel Petcocks. Sold Each.





HONDA® STREET

18-4150 16950-292-000 (Early CB/CL-250~450)	
CB350	68-73
CL350	68-73
SL350	70-72
CB360	74-76
CL360	74-75
CL450	67-74
CB450	65-74
18-4129 16950-300-020	
CB750K	69-74
18-4133 16950-MAL-603	
CBR600F3	95-98
CBR600SJR	1996
CBR600SE	1998
18-4161 16950-MZ0-033	
GL1500C/CD/CT Valkyrie	97-03
18-4163 16950-MZ5-672	
VF750C Magna	94-03
VF750CD Magna	95-96
VF750CD2 Magna	97-00
18-4185 16950-KAF-000	
CB400F	89-90
VT600C Shadow	88-97
VT600CD Shadow	93-98
18-4196 16950-MZ8-L23	
VT600C/CD Shadow	99-07
VT600CD2 Shadow	99-00
18-65962 16950-150-000, 16950-KE6-830	
CB125S	77-78
CM200T	1981
18-65963 16950-045-005	
PC50	73-75
18-65964 16950-163-35	
NA50 EXPRESS	79-81
HONDA® DUALSPORT/OFFROAD	
18-65961 16950-149-025P	

HONDA® DUALSPORT/OFFROAD

XL75	77-79
XR75	77-78
XR80	1979
18-65963 16950-045-0QA50	
K1 - K3	73-75
Z50A K1 - K9	70-78
Z50 J1	69
Z50M	67
MR50, K105	74-75
18-65964 16950-163-25, 16950-163-015, 16950-GW8-670, 16950-166-015, 16950-166-025	
Z50R	79-85
Z50L MONKEY	79-97
Z50J GORILLA	88, 98-99
18-65962 16950-150-005, 16950-164-015, 16950-164-025, 16950-164-035, 16950-GF6-015	
XL125	77-78
XR80	80-82
XL80S	80-81
XR100	81-82
TL125S	83/88
TLR200 REFLEX	
XL100S	1981

HONDA® ATC/ATV

18-65961 16950-149-025P	
ATC185	1980
ATC185S	81-83
ATC200	82-83
ATC200E	82-83
ATC200ES	1984
ATC200M	84-85
ATC200S	84-86
TRX200	1984

KAWASAKI® ATV

18-4993 51023-S006	
KSF80A1/A2/A3 KFX80	03-05

SUZUKI® STREET

18-4359 44300-45471, 44300-45470, 44300-00A70	
GS450TZ/TXZ /ED	81-83
GS750EX/EZ/ED/ESD/TZ/TD	80-83
GS1100EX	80-81
GS1150E, All	84-86
18-4357 44300-47270	
GS550LT	1980
GS750ET	80-81
GS750LT	80-81
GS850GLT	80-81
GS1000ET	80-81
GS1000GLT	80-81
GS1000ST	1980
GS1100ET/LT	80-81
18-4367 44300-28A02, 44300-28A01, 44300-28A00 (TAP LEVER INCLUDED)	
GSX-R750G/H	86-87
GSX-R750RG Limited Edition	1986
GSX-R1100G/H/J	86-88
18-4134 44300-01D21 (Secondary)	
GS500E	89-00
18-4135 44300-01D10 (Primary)	
GS500E	89-02
GS500F	04-09
18-4140 44300-19C00	
GSX600 Katana	88-89
18-4141 44300-20C00	
GSX600F Katana	90-97
GSX750F Katana	89-97
18-4151 44300-08F00	
GSX600F Katana	98-06
GSX750F Katana	98-06
18-4132 44300-28B00	
LS650 Savage	86-87
LS650 Savage	95-04
LS650 S40	05-17
18-4156 44300-48B11	
GSX1100FJ/FP Katana	88-93
18-4172 44300-38A72	
VS700GL Intruder	86-87
VS750GL Intruder	88-91
VS800GL Intruder	92-09
18-4177 44300-38B02	
VS1400GL Intruder	87-09
18-4358 44300-45372, 44300-45371, 44300-45370, 44300-34471, 44300-34470	
GS300LZ/LD	82-83
GS300LF	1985
GS450GAZ/GAD	82-85
Automatic	
GS450LD	1983
GS450LF/LG/LH/LJ	85-88
GS450TX	1981
GS450TXD	1983
GS550LX/LZ	81-82
GS550MZ Katana	1982
GS550TX	1981
GR650D/XD Tempter	1983
GS650EZ	1982
GS650GLX/GLZ/GLD	81-83
GS650GZ/GD	82-83
GS650MD Katana	1983
GS700EF/ESF (not for Calif)	1985
GS750LX	1981
GS750SD Katana	1983
GS850GZ/GD	82-83

GS850GLX/GLZ/GLD	81-83
GS1000GLX	1981
GS1000SZ Katana	1982
GS1100GZ/GLZ/GKZ	82-84
GS1100SD Katana	1983
18-65966 44300-22604	
DS80	78-79
TM100	74-75
TS100	78-79
GP125	
DS125	79-81
GT125	
RM125	76-78
TM125	73-75
DS185	78-80
TC185	74-77
TS185	73-79
TM250	72-75
TS250	77-79
TM400	71-75
TS400	72-77
SUZUKI® ATV	
18-4993 44300-40B00	
LT80H~K5 Quad Runner	87-06
18-4998 44300-04450	
ALT50D/E Quad Runner	83-84
LT50E/F/G/H/J Quad Runner	84-87
JR50RD	1983
SUZUKI® DUALSPORT/OFFROAD	
18-4982 44300-28602	
TM75	74-76
TS75	75-77
TC100	73-77
TS100	73-77
TC125	72-77
TS125	71-72
GT185	73-77
TC185	75-77
TS185	71-76
TS250	71-76
TS400	73-77
18-4984 44300-22600	
DS80	1979
TS100	78-79
TS125	78-79
TC185	74-77
TS250	77-79
18-4986 44300-22071	
TS100	80-81
GN125	1983
GN125E	91-97
TS125	80-81
TS185	80-81
GN250	82-88
TS250	80-81
18-4988 44300-41370	
RM80	83-01
RM85	02-12
RM100	76-81
RM125	84-88
RM250	76-87
RM400	78-80
RM465	1982
RM500	83-84
18-65966 44300-22604	
DS80	78-79
TM100	74-75
TS100	78-79
GP125	
DS125	79-81
GT125	
RM125	76-78
TM125	73-75
DS185	78-80
TC185	74-77
TS185	73-79
TM250	72-75
TS250	77-79

EQUIPMENT & TOOLS

HARD PARTS

CARB & FUEL

IGNITION/ELECTRICAL

CONTROL

SUSPENSION

ACCESSORIES

MARINE

AUTOMOTIVE

EQUIPMENT & TOOLS

TM400	71-75
TS400	72-77
YAMAHA® STREET	
18-4174 26H-24500-00-00	
FZX700S/SC/T/TC	86-87
FZ750N/S/SC	85-86
FZ750U/UC	1988
FZR1000	90-95
FJ1200	89-93
XVZ12TK Venture, Venture Royal	1983

HARD PARTS

18-4175 447-24510-02-00 RH side only	
TX500/A	73-74
XS500B/C/D	75-77
XS1/XS1B/XS2-650	70-72
TX650/A	73-74
XS650B/C/D	75-77
TX750/A	73-74

CARB & FUEL

18-4155 4WM-24500-00-00	
XVS1100 V-Stars (All)	99-09
XVZ13 Royal Stars	96-10
XVZ13 Royal Star	99-13
Ventures	
XV1600 Road Star	99-03
XV1700 Road Star	04-07

IGNITION/ELECTRICAL

18-65969	
CT1	69-71
CT2	1972
CT3	1973

18-65970	
RS100B, C	75-76

18-65971 367-24500-04-00	
G6S/B	70-71
G7S	1972
YG1T TRAILMASTER	1963
YG1TK	1965
YGS1/T	1966
YG5T/S	68-69
YJ2	1964

CONTROL

18-65967 1A0-24500-00P	
RD250	76-79
RD250LC	80-82
RD350LC	80-82
RD400	76-79

SUSPENSION

18-65968 15A-24500-01P, 23F-24500-20-00	
RD75LC	1991
RD125LC	1986

ACCESSORIES

YAMAHA® DUALSPORT/OFFROAD	
18-4171 498-24500-01-00, 438-24500-01-00, 214-24500-02-00	
DT100A/B	74-75
AT1B/AT1MB125	69-70
AT1C/AT1MX-125	1971
AT2 Enduro, AT2MX-125	72-73
DT125A/B Enduro	74-75
CT1/CT1B/CT1C/CT2/CT3-175	69-73

MARINE

Enduro	
DT175A/B	74-75
IT1750D/E	77-78
DT1 Enduro	68-71
DT2/DT3-250	72-76
DT250A/B/C Enduro	72-76
IT250D/E	77-78
DT360A Enduro	1974
RT1 360 Enduro, Offroad	70-73
DT/IT 400B/C	75-78
XT500 Dual Sport	76-81

AUTOMOTIVE

18-4170 367-24500-04-00	
JT1/JT2MX-60 Offroad	71-72
JT1/JT2-60 Mini Enduro	71-72
DT80H/J/K Dual Sport	81-83
GT1-80 Dual Sport	1973
GT80A/B/C Dual Sport	74-76
GT80E/F/G Dual Sport	78-80
GTMX/GTMXA/GTMXB/	73-76
GTMXC-80	

GTMXD/GTMXE/GTMXF-80	77-79
MX80G/H/J	81-83
YZ80D/E/F	77-79
DT100D/E/F/G/H/J/K	77-83
MX100F/G/H/J/K	79-83

18-4173 2K5-24500-00-00	
YZ80G/H/J/K/L/N	80-85
YZ100E/F/G/H/J/K	78-83
YZ125E/F/G/H/J/K/L/N	78-85
YZ250D/E/F/G/H/J/K/L/N	77-85
YZ400D/E/F	77-79
YZ465G/H	80-81
YZ490J/K/L/N	82-85

18-65969 498-24500-01P	
DT100A, B	74-75
AT1	69-71
AT1M, MX	70-71
AT2	1972
AT3	1973
DT125A, B	74-75
DT175A, B	74-75
IT175D, E	77-78
DT1	69-71
DT1MX	70-71
DT2	1972
DT3	1973
DT250A, B, C	74-76
RT1, B	70-71
RT1M / RT1MX	70-71
RT2 / RT3	72-73
DT360A	1974
DT400C	1976
IT400C	1976
XT500C, D, E, F, G, H	76-81

18-65970 304-245-10P, 357-24500-11-00	
HT1, B	70-71
LT2	1972
YL2	67-68
DT125E, F, G, H, (MX)	78-81
DT125MX	1986
DT175E, F, G, H (MX)	78-81
MX175F, G, H,	79-81

18-65971 367-24500-04-00	
JT2	1972
JT2MX	1972
RD60, A, B	73-75
GT1	1971
GTMX	1973
GT80A, B, C, E, F, G	74-76, 78-80
GTMXA, C, D, E, F	74, 76-79

GT80MXB	1975
L5T/A	69-70
LT1	1971
TY80A, B	74-75
YZ80A, B, C, D, E, F	74-79

18-65968 15A-24500-01P, 23F-24500-20-00	
XT125J, K	82-83
TW200T, U, W	87-89
XT200J, K	82-83
TT250G, H, J	80-82
XT250G, H, J, K, L	80-84
XT350N, S, T, U	85-88
YFM600 GRIZZLY	1998

YAMAHA® YZ PETCOCK

18-4152 3JD-24500-10-00	
YZ125 (all) (2-stroke)	89-11
YZ250 (all) (2-stroke)	89-11

18-4149 4DP-24500-01-00	
YZ80 (all) (2-stroke)	97-01
YZ85 (all) (2-stroke)	02-10
YZ250F (all) (4-stroke)	01-11
YZ400F (all) (4-stroke)	98-99
YZ426F (all) (4-stroke)	00-02
YZ450F (all) (4-stroke)	03-05

PINGEL® POWER-FLO FUEL VALVES


These top quality fuel valves feature an aluminum body only 1.25" tall. Their compact design and stainless steel components make a rugged replacement for those stock vacuum type fuel petcocks. Another advantage lies in their patented, full flow valves which offer better flow for racing applications. Available in satin & polished finish.

18-7167 3/8" threaded body, with single 5/16" hose outlet with reserve function.

18-7137 Polished version of 18-7167

18-7201 3/8" threaded body, with dual 5/16" hose outlets with reserve function.

18-7138 Polished version of 18-7201



PINGEL® ADAPTER PLATES & NUTS

Gas tanks requiring plates can use these to install the Pingel® gas valves. Just measure the distance between the two mounting holes of the gas tank you want to install the Pingel® gas valve on and order the matching adapter plate. Nuts allow you to fit Pingel® gas valves onto gas tanks with threaded bungs.

PLATES

18-7206 3/8" NPT, 34mm center to center chrome adapter plate

18-7216 3/8" NPT, 44mm center to center chrome adapter plate

18-7225 3/8" NPT, 46mm center to center chrome adapter plate

18-7226 3/8" NPT, 50mm center to center chrome adapter plate

18-5703 3/8" NPT, 44mm center to center chrome angled adapter plate (for large carburetor clearance)

NUTS

18-7202 Adapts 7/8" or 22mm male tank bung to 3/8" NPT. (Stock H-D, 1975 and up)

18-7204 Adapts 15/16" or 24mm bung to 3/8" NPT.





K&L FUEL PETCOCK REPAIR KITS

Kit contains all necessary O-rings and diaphragms to rebuild one fuel petcock. Sold in kits. **Made in Japan.** *NOTE: DOES NOT INCLUDE PLASTIC DIAPHRAGM SPACER BLOCK. KAWASAKI & YAMAHA APPLICATIONS WITH AN ASTERISK * MAY REQUIRE LONGER BOLTS.*



HONDA® STREET APPLICATION	YEAR	REPAIR KIT	VALUE LINE	DIAP. ONLY
VTR250 Interceptor	88-90	18-2701	18-2701V	—
CB450SC Nighthawk	85-86	18-2701	18-2701V	—
CMX450C Rebel	86-87	18-2701	18-2701V	—
CX500C Custom	81-82	18-2701	18-2701V	—
CX500D Deluxe	81-82	18-2701	18-2701V	—
FT500 Ascot	82-83	18-2701	18-2701V	—
GL500I Silverwing Interstate	81-82	18-2701	18-2701V	—
VT500C Shadow	83-86	18-2701	18-2701V	—
VT500FT Ascot	1984	18-2701	18-2701V	—
CB550SC Nighthawk	1983	18-2701	18-2701V	—
VT600C/CD/CD2 Shadow	99-06	18-5012	18-5012V	—
XL600V Transalp	89-90	18-2701	18-2701V	—
CB650SC Nighthawk	83-85	18-2701	18-2701V	—
CX650C Custom	1983	18-2701	18-2701V	—
GL650I Silverwing Interstate	1983	18-2701	18-2701V	—
CB700SC Nighthawk	84-86	18-2701	18-2701V	—
VF700S Sabre	84-85	18-2701	18-2701V	—
CB750 Nighthawk 750	91-93	18-5245	18-5245V	—
CB750 Nighthawk 750	95-04	18-5245	18-5245V	—
CB750FI	97-99,01	18-5245	18-5245V	—
PC800 Pacific Coast	89-98	18-5255	18-5255V	—
CBR1000F Hurricane	90-91	18-5254	18-5254V	—
CBR1000F Hurricane	93-96	18-5254	18-5254V	—
VTR1000F Superhawk	97-05	18-5015	18-5015V	—
CBR1100XX Blackbird	97-98	18-5015	18-5015V	—
ST1100	91-02	18-4356	18-4356V	—
ST1100A (ABS)	92-02	18-4356	18-4356V	—
ST1100P Police	2003	18-4356	18-4356V	—
GL1500 Goldwing (ALL)	88-00	18-4356	18-4356V	—
GL1500C/CD Valkyrie	97-03	18-5018	18-5018V	—
GL1500CF Valkyrie Interstate	97-04	18-5018	18-5018V	—
GL1500CT Valkyrie Tourer	97-00	18-5018	18-5018V	—

KAWASAKI® STREET APPLICATION	YEAR	REPAIR KIT	VALUE LINE	DIAP. ONLY
EX250E1/E2 Ninja 250R	86-87	18-2723	18-2723V	18-6635
EX250F Ninja 250R	88-07	18-2702	18-2702V	18-6638
EX250J Ninja 250R	08-12	18-2763	18-2763V	18-6639
KH250A5 (two stroke triple)	1976	18-2712	18-2712V	—
KZ250L1 CSR	1982	18-2706	18-2706V	—
KZ250W1 LTD	1983	18-2706	18-2706V	—
S1A/B/C-250 (two stroke triple)	73-75	18-2712	18-2712V	—
EX305B1 GPz	1983	18-2706	18-2706V	—
KZ305A1/A2 CSR	81-82	18-2706	18-2706V	—
KZ305B LTD Belt (manual, US)	87-88	18-2706	18-2706V	—
KZ305B LTD Belt (vacuum, Calif.)	87-88	18-2723	18-2723V	18-6635
KZ305B1 LTD	81-82	18-2706	18-2706V	—
S2/A-350 (two stroke triple)	72-73	18-2712	18-2712V	—
KH400A3/A4 (two stroke triple)	76-77	18-2712	18-2712V	—

KAWASAKI® STREET APPLICATION	YEAR	REPAIR KIT	VALUE LINE	DIAP. ONLY
S3/A-400 (two stroke triple)	74-75	18-2712	18-2712V	—
KZ440A1/A2/A3/A4 LTD	80-83	18-2698	18-2698V	18-6634
KZ440B1/B2	80-81	18-2698	18-2698V	18-6634
KZ440D1/D2/D3/D4/D5 LTD Belt	80-84	18-2698	18-2698V	18-6634
EN450A1 LTD 454	85-90	18-2723	18-2723V	18-6635
EN500 Vulcan500	96-09	18-2763	18-2763V	18-6639
EN500A1~A7 Vulcan 500	90-96	18-2723	18-2723V	18-6635
EX500 Ninja 500	87-09	18-2723	18-2723V	18-6635
KZ550A1/A2/A3/A4	80-83	18-2698	18-2698V	18-6634
KZ550C1/C2/C3/C4 LTD	80-83	18-2698	18-2698V	18-6634
KZ550D1 GPz	1981	18-2698	18-2698V	18-6634
KZ550F1/F2 Spectre & LTD	83-84	18-2723	18-2723V	18-6635
KZ550H1/H2 GPz	82-83	18-2723	18-2723V	18-6635
ZR550B1/B2	90-91	18-2763	18-2763V	18-6639
ZX550A1/A2 GPz	84-85	18-2723	18-2723V	18-6635
KL600/KLR600	84-86	18-2706	18-2706V	—
ZL600A1/A2 Eliminator	86-87	18-2698	18-2698V	18-6634
ZL600B2/B3 Eliminator 600	96-97	18-2698	18-2698V	18-6634
ZX600 Ninja 600R/RX	85-87	18-2723	18-2723V	18-6635
ZX600 Ninja ZX-6R	98-01	18-5032	18-5032V	—
ZX600C1~C10 Ninja 600R	88-97	—	—	18-6635
ZX600D1/D2/D3/D4 Ninja ZX-6	90-93	18-2734	18-2734V	18-6638
ZX600E ZZR600	03-04	18-2728	—	—
ZX600E1~E10 Ninja ZX-6	93-02	18-2728	—	—
ZX600F1/F2/F3 Ninja ZX-6R	95-97	18-2728	—	—
ZX600J Ninja ZX6R	00-02	18-5032	18-5032V	—
ZX600J ZZR600	05-08	18-5032	18-5032V	—
KL650 KLR650	87-11	18-2723	18-2723V	18-6635
KZ650B3	1979	18-2699	18-2699V	18-6633
KZ650E1/F1	1980	18-2699	18-2699V	18-6633
KZ650H1 CSR	1981	18-2698	18-2698V	18-6634
KZ650H2/H3 CSR	82-83	18-2699	18-2699V	18-6633
KZ700A1	1984	18-2699	18-2699V	18-6633
VN700A1 Vulcan	1985	18-2723	18-2723V	18-6635
ZN700A1/A2 LTD	84-85	18-2723	18-2723V	18-6635
KZ750B1/B2/B3/B4 (2 cylinder)	76-79	18-2712	18-2712V	—
KZ750E1/E2/E3	80-82	18-2699	18-2699V	18-6633
KZ750F1 LTD	1983	18-2723	18-2723V	18-6635
KZ750G1 LTD (2 cylinder)	1980	18-2712	18-2712V	—
KZ750H1/H2/H3/H4 LTD	80-83	18-2699	18-2699V	18-6633
KZ750K1 LTD (2 cylinder)	1983	18-2698	18-2698V	18-6634
KZ750L3	1983	18-2699	18-2699V	18-6633
KZ750M1 CSR (2 cylinder)	1982	18-2698	18-2698V	18-6634
KZ750N1/N2 Spectre	82-83	18-2723	18-2723V	18-6635
KZ750R1 GPz	1982	18-2699	18-2699V	18-6633
VN750A2-A21,A6F Vulcan	86-06	18-2723	18-2723V	18-6635
ZR750C1/C2/C3	91-93	18-2763	18-2763V	18-6639
ZR750H1-H5 ZR7S	01-05	18-2763	18-2763V	18-6639
ZR750H2 ZR-7	2000	18-2763	18-2763V	18-6639
ZX750A1/A2/A3 GPz	83-85	18-2699	18-2699V	18-6633
ZX750F1/F2/F3/F4 Ninja 750R	87-90	18-2734	18-2734V	18-6638
ZX750H2 Ninja ZX-7	1990	18-2728	—	—
ZX750Ninja ZX-7 /ZX-7R	96-03	18-2379	—	—
VN800A/B Vulcan, Vulcan Classic	95-05	18-5023	18-5023V	—

EQUIPMENT & TOOLS

HARD PARTS

CARB & FUEL

IGNITION/ELECTRICAL

CONTROL

SUSPENSION

ACCESSORIES

MARINE

AUTOMOTIVE

EQUIPMENT & TOOLS					
KAWASAKI® STREET APPLICATION	YEAR	REPAIR KIT	VALUE	DIAP. ONLY	
		LINE	LINE		
VN800C Drifter	99-06	18-5023	18-5023V	—	
KZ900A4/A5	76-77	18-2712	18-2712V	—	
KZ900B1 LTD	1976	18-2712	18-2712V	—	
Z1/A/B-900	73-75	18-2712	18-2712V	—	
ZL900A1/A2 Eliminator	85-86	18-2704	18-2704V	18-6633	
ZX900 ZX-9R*	98-03	18-5032	18-5032V	—	
ZX900A1/A2/A3 Ninja	84-86	18-2699	18-2699V	18-6633	
ZX900B1/B2/B3/B4 Ninja ZX-9R	94-97	18-2727	18-2727V	—	
KZ1000A1	1977	18-2712	18-2712V	—	
KZ1000B1/B2/B3/B4 LTD	77-80	18-2712	18-2712V	—	
KZ1000C1 Police (manual petcock)	1978	18-2712	18-2712V	—	
KZ1000D1 Z1R	1978	18-2712	18-2712V	—	
KZ1000D3 Z1R	1980	18-2712	18-2712V	—	
KZ1000E1/E2 Shaft ST	79-80	18-2703	18-2703V	—	
KZ1000G1 LTD Classic	1980	18-2712	18-2712V	—	
KZ1000J1/J2	81-82	18-2703	18-2703V	—	
KZ1000K1/K2 LTD	81-82	18-2699	18-2699V	18-6633	
KZ1000M1/M2 CSR	81-82	18-2699	18-2699V	18-6633	
KZ1000P1~P24 Police	82-05	18-2699	18-2699V	18-6633	
KZ1000R1/R2 Replica	82-83	18-2703	18-2703V	—	
ZG1000 Concours	86-06	18-2704	18-2704V	18-6633	
ZL1000A1 Eliminator	1987	18-2704	18-2704V	18-6633	
ZX1000A1/A2 Ninja 1000R	86-87	18-2704	18-2704V	18-6633	
KZ1100A1/A2/A3 Shaft	81-83	18-2703	18-2703V	—	
KZ1100D1/D2 Spectre	82-83	18-2699	18-2699V	18-6633	
KZ1100L1 LTD	1983	18-2699	18-2699V	18-6633	
ZN1100B1/B2 LTD 1100	84-85	18-2699	18-2699V	18-6633	
ZR1100 C3/C4 ZRX1100	99-00	18-5023	18-5023V	—	
ZR1100A1/A2	92-93	18-2763	18-2763V	18-6639	
ZR1100A3/A4 (Canadian model)	94-95	18-2763	18-2763V	18-6639	
ZX1100C/D Ninja ZX-11	90-01	18-2728	—	—	
ZX1100A1/A2 GPZ	83-84	18-2712	18-2712V	—	
ZX1100E1/E2/E3 GPz	95-97	18-5023	18-5023V	—	
ZX1100F1 GPz (ABS)	1996	18-5023	18-5023V	—	
ZR1200 ZRX	00-06	18-5023	18-5023V	—	
VN1500D/E Vulcan Classic	96-04	18-2727	18-2727V	—	
VN1800 A1-A4	95-98	18-5023	18-5023V	—	
VN1800 B1-B3	96-03	18-5023	18-5023V	—	
HARD PARTS					
CARB & FUEL					
IGNITION/ELECTRICAL					
CONTROL					
SUSPENSION					
ACCESSORIES					
MARINE					
AUTOMOTIVE					

KAWASAKI® DUALSPORT/OFFROAD					
APPLICATION	YEAR	REPAIR KIT	VALUE	DIAP. ONLY	
		LINE	LINE		
KX100C1/C2/C3*	98-00	18-2727	18-2727V	—	
KX100D1/D2/D3/D4/D5*	01-05	18-2727	18-2727V	—	
KLX110	02-12	18-2727	18-2727V	—	
KLX110L	10-12	18-2727	18-2727V	—	
F11/A/B-250 Enduro	73-75	18-2712	18-2712V	—	
KX125	92-02	18-2727	18-2727V	—	
KX125M1/M2/M3	03-05	18-5257	—	—	
KDX200C1/C2/C3	86-06	18-2709	18-2709V	—	
KDX200E1~E6	89-94	18-2709	18-2709V	—	
KDX200H1-H11,H6F	95-06	18-2709	18-2709V	—	
KDX220A4~A12	97-05	18-2709	18-2709V	—	
KDX250D1/D2/D3/D4	91-94	18-2709	18-2709V	—	
KL250D1~D22 KLR250	85-05	18-2706	18-2706V	—	
KLX250D2/D3/D4	94-96	18-2727	18-2727V	—	
KLX250S/SF	08-10	18-5025	—	—	
KX250J1/J2	92-93	18-2727	18-2727V	—	
KX250K1/K2/K3/K4/K5	94-98	18-2727	18-2727V	—	
KX250L1/L2/L3/L4	99-02	18-2727	18-2727V	—	
KX250M1/M2	03-04	18-5257	—	—	
KX250N1/N2 KX250F	04-05	18-5257	—	—	
KX250R1/R6F/R7F	05-07	18-5257	—	—	
KLX300A2~A10	97-05	18-2727	18-2727V	—	
KLX400SR	03-04	18-5038	18-5038V	—	
KL600A1/B1/B2 KLR600	84-86	18-2706	18-2706V	—	
KL650 KLR650	87-12	18-2723	18-2723V	18-6635	
KL650B2 Tengai KLR	1990	18-2723	18-2723V	—	
KLX650A1/A2/A3 Offroad	93-95	18-2709	18-2709V	—	
KLX650D1 Offroad	1996	18-2709	18-2709V	—	
SUZUKI® STREET					
APPLICATION	YEAR	REPAIR KIT	VALUE	DIAP. ONLY	
		LINE	LINE		
GZ250	99-10	18-2763	18-2763V	18-6639	
GS300LZ/LD	82-83	18-4344	18-4344V	18-6636	
GS300LF	1985	18-4344	18-4344V	18-6636	
GS400B/XB/C/XC	77-78	18-4354	18-4354V	18-6637	
GS425N/EN/LN	1979	18-4354	18-4354V	18-6637	
GS450E	80-82	18-4324	18-4324V	—	
GS450ED	1983	18-4344	18-4344V	18-6636	
GS450GAZ/GAD Automatic	82-83	18-4344	18-4344V	18-6636	
GS450GAF Automatic	1985	18-4344	18-4344V	18-6636	
GS450LD	1983	18-4344	18-4344V	18-6636	
GS450LF/LG/LH/LJ	85-88	18-4344	18-4344V	18-6636	
GS450S	80-81	18-4324	18-4324V	—	
GS450TX/TZ	81-82	18-4344	18-4344V	18-6636	
GS450TXZ/TXD	82-83	18-4344	18-4344V	18-6636	
GS550ES3/ESE/EF/ESF/ESG	83-86	18-4344	18-4344V	18-6636	
GS550LT	1980	—	—	18-6637	
GS550LX/LZ	81-82	18-4344	18-4344V	18-6636	
GS550LF/LG	85-86	18-4344	18-4344V	18-6636	
GS550MZ Katana	1982	18-4344	18-4344V	18-6636	
GS550TX	1981	18-4344	18-4344V	18-6636	
GSF600S Bandit	96-03	18-2763	18-2763V	18-6639	
GSX600F Katana	88-06	18-2767	18-2767V	18-6641	
GSRX600WN/WP	92-93	18-4355	18-4355V	18-6637	
GSX-R600V/W/X/Y	97-00	18-2812	18-2812V	18-6640	
GR650D/XD Tempter	1983	18-4344	18-4344V	18-6636	
GS650EX/EZ	81-82	18-4344	18-4344V	18-6636	
GS650GX/GZ/GD	81-83	18-4344	18-4344V	18-6636	
GS650GLX/GLZ/GLD	81-83	18-4344	18-4344V	18-6636	
GS650MD Katana	1983	18-4344	18-4344V	18-6636	
SV650/S	99-02	18-2812	18-2812V	18-6640	
GS700EF/ESF	1985	18-4344	18-4344V	18-6636	
GS750B/C/EC/N/EN	77-79	18-4354	18-5354V	18-6637	
GS750ET	1980	—	—	18-6637	
GS750EX/EZ/ED/ESD	81-83	18-4344	18-4344V	18-6636	
GS750LT	1980	—	—	18-6637	
GS750LX	1981	18-4344	18-4344V	18-6636	
GS750SD Katana	1983	18-4344	18-4344V	18-6636	
GS750TZ/TD	82-83	18-4344	18-4344V	18-6636	

SUZUKI® STREET APPLICATION	YEAR	REPAIR KIT	VALUE LINE	DIAP. ONLY
GSX750F Katana	89-06	18-2767	18-2767V	18-6641
GSX-R750	86-87	18-4344	18-4344V	18-6636
GSX-R750J/K/L/M/N	88-92	18-4355	18-4355V	18-6637
GSX-R750WP	1993	18-4355	18-4355V	18-6637
GSX-R750T/V	96-97	18-2812	18-2812V	18-6640
GS850GN/GT/GX	79-81	18-4354	18-4354V	18-6637
GS850GLT	1980	—	—	18-6637
GS850GLX/GLZ/GLD	81-83	18-4344	18-4344V	18-6636
GS1000C/EC/N/EN/SN	78-79	18-4354	18-4354V	18-6637
GS1000ET	1980	—	—	18-6637
GS1000GT/GX	80-81	18-4354	18-4354V	18-6637
GS1000GLT	1980	—	—	18-6637
GS1000GLX	1981	18-4344	18-4344V	18-6636
GS1000L	1979	18-4324	18-4324V	—
GS1000ST	1980	—	—	18-6637
GS1000SZ	1982	18-4344	18-4344V	18-6636
GS1100ET	1980	—	—	18-6637
GS1100EX/EZ/ED/ESD	81-83	18-4344	18-4344V	18-6636
GS1100GZ/GLZ/GD/GLD	82-83	18-4344	18-4344V	18-6636
GS1100GKZ/GK2/GKD/GKE	82-84	18-4344	18-4344V	18-6636
GS1100LT	1980	—	—	18-6637
GS1100SD Katana	1983	18-4344	18-4344V	18-6636
GSX-R1100G/H/J	86-88	18-4344	18-4344V	18-6636
GSX-R1100K/L/M/N	89-92	18-4355	18-4355V	18-6637
GSX-R1100WP/WR	93-94	18-4355	18-4355V	18-6637
GS1150ES3/ESE/EF/ESF	83-85	18-4344	18-4344V	18-6636
GSF1200S Bandit	97-00	18-2763	18-2763V	18-6639
GSF1200 Bandit	97-00	18-2763	18-2763V	18-6639
GSF1200S Bandit	01-05	18-5023	18-5023V	—

SUZUKI® DUALSPORT/OFFROAD APPLICATION	YEAR	REPAIR KIT	VALUE LINE	DIAP. ONLY
DR250L/M/N/P Offroad	90-93	18-2727	18-2727V	—
DR250SEP/SER/SES Dual Sport	93-95	18-2730	18-2730V	—
RM-Z250K4/K5	04-05	18-5257	—	—
DR350L~X Offroad	90-99	18-2727	18-2727V	—
DR350S	90-92	—	—	18-6639
DR350S	93-99	18-2763	18-2763V	18-6639
DRZ400S	00-12	18-5038	18-5038V	18-6639
DRZ400SM Supermoto	05-09	18-5038	18-5038V	18-6639
DR6R50ES	96-17	18-2763	18-2763V	—

TRIUMPH® STREET APPLICATION	YEAR	REPAIR KIT	VALUE LINE	DIAP. ONLY
Daytona 1000	92-93	18-2842	—	18-6640
Daytona 1200 (Carbs)	93-06	18-2842	—	18-6640
Street Triple 1050 (Carbs)	94-96	18-2842	—	18-6640
Sprint (Carbs)	93-98	18-2842	—	18-6640
Trident	91-98	18-2842	—	18-6640
Trophy 900	91-04	18-2842	—	18-6640

YAMAHA® STREET APPLICATION	YEAR	REPAIR KIT	VALUE LINE	DIAP. ONLY
SR250G/H/J Exciter	80-82	18-2698	18-2698V	18-6634
SR250TH Exciter	1981	18-2698	18-2698V	18-6634
XS360C/D/2D	76-77	18-2697	18-2697V	18-6637
XS400D/2E	1977	18-2697	18-2697V	18-6637
XS400E/F/2F/G/H	78-81	18-2699	18-2699V	18-6633
XS400J/K Maxim	82-83	18-2698	18-2698V	18-6634
XS400RJ/RK Seca	82-83	18-2698	18-2698V	18-6634
XS400SG/SH Special	80-81	18-2699	18-2699V	18-6633
SR500E/F/G/H	78-81	18-2697	18-2697V	18-6637
XS500E	1978	18-2697	18-2697V	18-6637
XV535 Virago	93-00	18-2727	18-2727V	—
XJ550H/J/K Maxim	81-83	18-2698	18-2698V	18-6634
XJ550RH/RJ/RK Seca	81-83	18-2698	18-2698V	18-6634
XZ550RJ/RK Vision	82-82	18-2698	18-2698V	18-6634
FJ600L/LC/N/NC	84-85	18-2698	18-2698V	18-6634
FZ600S/T/U/JC	86-88	18-2730	18-2730V	18-6639
FZR600W/WC/A/AC	89-99	18-2727	18-2727V	—
XJ600SD/SDC~SK/SKC Seca II	92-98	18-2777	18-2777V	18-6639

YAMAHA® STREET APPLICATION	YEAR	REPAIR KIT	VALUE LINE	DIAP. ONLY
YZF-600R	97-07	18-5032	18-5032V	—
XJ650G/H/J/K Maxim	80-83	18-2698	18-2698V	18-6634
XJ650LH Midnight Maxim	1981	18-2698	18-2698V	18-6634
XJ650RJ Seca	1982	18-2698	18-2698V	18-6634
XS6502F	1979	18-2699	18-2699V	18-6633
XS650E	1978	18-2697	18-2697V	18-6637
XS650G/H Special II	80-81	18-2699	18-2699V	18-6633
XS650SH/SJ/SK Heritage	81-83	18-2699	18-2699V	18-6633
XVS650 V-Star (all)	98-11	18-2727	18-2727V	—
XJ700N/NC/S/SC Maxim	85-86	18-2699	18-2699V	18-6633
XJ700XN/XNC/XS/XSC Maxim X	85-86	18-2699	18-2699V	18-6633
XV700 Virago	84-87	18-2698	18-2698V	18-6634
XJ750RH/RJ/RK Seca	81-83	18-2698	18-2698V	18-6634
XS750D/2D/E/F	77-79	18-2697	18-2697V	18-6637
XS750SE* after frame no. 311211	1978	18-2699	18-2699V	18-6633
XS750SF	1979	18-2699	18-2699V	18-6633
XV750H/J/K Virago	81-83	18-2698	18-2698V	18-6634
XV750MK Midnight Virago	1983	18-2698	18-2698V	18-6634
XV750U/UC~K1/KC1 Virago	88-98	18-2774	18-2774V	—
TDM850	92-93	18-2727	18-2727V	—
XS850SG/SH Special	80-81	18-2699	18-2699V	18-6633
XJ900RK Seca	1983	18-2699	18-2699V	18-6633
XV920J/K Virago	82-83	18-2698	18-2698V	18-6634
XV920MK Midnight Virago	1983	18-2698	18-2698V	18-6634
XV920RH/RJ/RK	81-83	18-2698	18-2698V	18-6634
FZS1000 FZ-1	01-05	18-2727	18-2727V	—
YZF1000R	1997	18-2727	18-2727V	—
YZFR1 YZF-R1	98-01	18-2727	18-2727V	—
XJ1100J Maxim	1982	18-5100	18-5100V	18-6633
XS1100E/F/G/H	78-81	18-2697	18-2697V	18-6637
XS1100LG/LH Special	80-81	18-5100	18-5100V	18-6633
XS1100SF/SG/SH Midnight Special	79-81	18-5100	18-5100V	18-6633
XVS1100 V-Star (all)	99-09	18-2727	18-2727V	—
FJ1200	86-87	18-5596	—	—
XJR1200	95-97	18-5023	18-5023V	—
XJR1300	99-06	18-5023	18-5023V	—
XVS1300 V-Star	07-11	18-2727	18-2727V	—
XVZ1300 Royal Star (all)	96-12	18-2727	18-2727V	—
XVZ1300TF Royal Star Venture	2000	18-2727	18-2727V	—
XV1600 Road Star (all)	99-03	18-2727	18-2727V	—
XV1700 Road Star (all)	04-07	18-2727	18-2727V	—

YAMAHA® ATV APPLICATION	YEAR	REPAIR KIT	VALUE LINE	DIAP. ONLY
YFM50R Raptor	04-08	18-2727	18-2727V	—
YF60S Moto-4	1985	18-2727	18-2727V	—
YT60L/N Tri-Zinger	84-85	18-2727	18-2727V	—
YFM80 Badger	97-01	18-2727	18-2727V	—
YFM80D/E/F/G/H Moto-4	92-96	18-2727	18-2727V	—
YFM80G Grizzly	05-08	18-2727	18-2727V	—
YFM80N/S/T/U Moto-4	85-88	18-2727	18-2727V	—
YFM80R Raptor	02-08	18-2727	18-2727V	—
YFA1 Breeze	89-04	18-2727	18-2727V	—
YFM100T/U/W/A/B Champ	87-91	18-2727	18-2727V	—
YFM125G Grizzly	04-11	18-2727	18-2727V	—
YFM200D Moto-4	86-89	18-2727	18-2727V	—
YFM200N Moto-4	1985	18-2727	18-2727V	—
YFS200 Blaster	88-06	18-2727	18-2727V	—
YFS200 Blaster	88-95	18-2727	18-2727V	—
YFS200 Blaster	96-04	18-2727	18-2727V	—
YTM200 Tri-Moto	83-85	18-2727	18-2727V	—
YFM225S/T/U Moto-4	86-88	18-2727	18-2727V	—
YFU1W/TW (230cc) Pro-Hauler	1989	18-2727	18-2727V	—
YFB250UH/UJ/UK Timberwolf	92-00	18-2727	18-2727V	—
YFM250 BigBear	07-09	18-2727	18-2727V	—
YFM250B Bruin	05-06	18-2727	18-2727V	—
YFM250W/A/B Moto-4	89-91	18-2727	18-2727V	—
YFM250X BearTracker	99-04	18-2727	18-2727V	—
YFM350 Bruin	05-06	18-2727	18-2727V	—

EQUIPMENT & TOOLS

HARD PARTS

CARB & FUEL

IGNITION/ELECTRICAL

CONTROL

SUSPENSION

ACCESSORIES

MARINE

AUTOMOTIVE

EQUIPMENT & TOOLS
HARD PARTS
CARB & FUEL
IGNITION/ELECTRICAL
CONTROL
SUSPENSION
ACCESSORIES
MARINE
AUTOMOTIVE

YAMAHA® ATV APPLICATION	YEAR	REPAIR KIT	VALUE LINE	DIAP. ONLY
YFM350ER Moto-4	87-95	18-2727	18-2727v	—
YFM350F Big Bear 4WD Hunting	1999	18-2727	18-2727v	—
YFM350F Big Bear 4x4	97-98	18-2727	18-2727v	—
YFM350FW Big Bear 4WD	1999	18-2727	18-2727v	—
YFM350FWT~FWJ Big Bear	87-97	18-2727	18-2727v	—
YFM350FX Wolverine	95-98	18-2727	18-2727v	—
YFM350FX Wolverine	01-05	18-2727	18-2727v	—
YFM350R Raptor	05-11	18-2727	18-2727v	—
YFM350U Big Bear 2WD	96-99	18-2727	18-2727v	—
YFM350XT~XS/XSC Warrior	87-05	18-2727	18-2727v	—
YFZ350 Banshee	87-06	18-2727	18-2727v	—
YFM400 BigBear	02-04	18-2727	18-2727v	—
YFM400 Kodiak	98-03	18-2727	18-2727v	—
YFM400F Kodiak	93-99	18-2727	18-2727v	—
YFM400FG Grizzly	07-08	18-2727	18-2727v	—
YFM400FWN Buckmaster 4WD	00-01	18-2727	18-2727v	—
YFM400N Big Bear 2WD	00-01	18-2727	18-2727v	—
YFM450FA Kodiak	03-06	18-2727	18-2727v	—
YFM450FG Grizzly	07-11	18-2727	18-2727v	—
YFM450FX Wolverine	07-10	18-2727	18-2727v	—
YFZ450	04-09	18-2727	18-2727v	—
YFM600F Grizzly Hunter Edition	2001	18-2727	18-2727v	—
YFM600FW Grizzly	98-99	18-2727	18-2727v	—
YFM600FWAM/FWAMC Grizzly	2000	18-2727	18-2727v	—
YFM600HM/HMC Grizzly Hunting	2000	18-2727	18-2727v	—
YFM660F Grizzly (All)	02-08	18-2727	18-2727v	—
YFM660R Raptor (All)	01-05	18-2727	18-2727v	—
YAMAHA® DUALSPORT/OFFROAD APPLICATION	YEAR	REPAIR KIT	VALUE LINE	DIAP. ONLY
PW80 Y-Zinger	93-06	18-2727	18-2727v	—
YZ85	93-11	18-2727	18-2727v	—
TT-R90N/P/R/S/ES/ET Offroad	01-05	18-2727	18-2727v	—
TT90RM/RMC Offroad	2000	18-2727	18-2727v	—
TTR90	01-07	18-2727	18-2727v	—
RT100A Offroad	1990	18-2727	18-2727v	—
RT100D/E/F/G/H/J/K/L/M	92-00	18-2727	18-2727v	—
TTR125 ALL	00-09	18-2727	18-2727v	—
YZ125D1/E1/F1/G1/H1/K1	92-06	18-2727	18-2727v	—
TW200 Trailway	91-11	18-2727	18-2727v	—
TT-R225N/NC/P/PC/R/RC/S/SC	01-04	18-2727	18-2727v	—
XT225 Serrow(Dual Sport)	92-05	18-2727	18-2727v	—
TTR230	05-11	18-2727	18-2727v	—
TT-R250N/NC~T/TC	01-05	18-2727	18-2727v	—
TTR250	99-06	18-2727	18-2727v	—
WR250FN/FP/FR/FS	01-06	18-2727	18-2727v	—
WR250ZD Offroad	92-97	18-2727	18-2727v	—
YZ250E1/F1/G1/H1/J1/K1	93-98	18-2727	18-2727v	—
YZ250F	02-11	18-2727	18-2727v	—
YZ250L/M/N/P/R/S1 /T	99-06	18-2727	18-2727v	—
XT350	94-00	18-2727	18-2727v	—
WR400FK/FL/FM Offroad 4-stroke	98-00	18-2727	18-2727v	—
YZ400FK/FL Offroad 4-stroke	98-99	18-2727	18-2727v	—
WR426FN/FP Offroad 4-stroke	01-02	18-2727	18-2727v	—
YZ426FN/FP Offroad 4-stroke	01-02	18-2727	18-2727v	—
WR450FR/FS	03-06	18-2727	18-2727v	—
YZ450F	03-09	18-2727	18-2727v	—
WR500ZD/ZE	92-93	18-2727	18-2727v	—
XT600	90-94	18-2727	18-2727v	—



K&L
SUPPLY CO.
SINCE 1968

**THE BEST
IN THE
INDUSTRY**

20th Anniversary

1968 • Special 20th Anniversary Issue • 1988 •

K&L



K&L FUEL PETCOCK SHOP REPAIR KIT

This Fuel Petcock Shop Repair kit covers most Japanese made vacuum operated Fuel Petcocks. (Kawasaki, Suzuki, & Yamaha). Kit includes the following:

- Fuel Petcock Diaphragms **18-6633, 18-6634, 18-6635, 18-6636, 18-6637, 18-6638, 18-6639, 18-6640, 18-6641, 18-6642** (qt 1 each)
- Fuel Tap Valve Rubber Gasket **18-6643, 18-6644, 18-6645, 18-6646** (qt 1 pk/5)
- Diaphragm Cover Screw **33-7827 Pk/25**
- Tap Lever Cover Screw **33-7828 Pk/50**
- O-Ring for Diaphragm **35-5628 Pk/5**
- O-Ring for Tap Lever **18-6657 Pk/5**
- K&L Fuel Petcock Shop Repair Kit. All contained in an 18 compartment plastic storage box. **18-2694**
Made in Japan.



18-2694

REPLACEMENT FUEL PETCOCK DIAPHRAGMS

Sold Each.

- | | | | |
|----------------|-----------|----------|-----------------|
| 18-6633 | Diaphragm | DIA-401: | Kawasaki/Yamaha |
| 18-6634 | Diaphragm | DIA-402: | Kawasaki/Yamaha |
| 18-6635 | Diaphragm | DIA-403: | Kawasaki |
| 18-6636 | Diaphragm | DIA-0: | Suzuki/Yamaha |
| 18-6637 | Diaphragm | DIA-1: | Suzuki/Yamaha |
| 18-6638 | Diaphragm | DIA-3: | Kawasaki |
| 18-6639 | Diaphragm | DIA-4: | Kawasaki |
| 18-6640 | Diaphragm | DIA-5: | Suzuki |
| 18-6641 | Diaphragm | DIA-6: | Suzuki |
| 18-6642 | Diaphragm | DIA-7: | Suzuki |



K&L FUEL PETCOCK TAP MOUNT O-RINGS

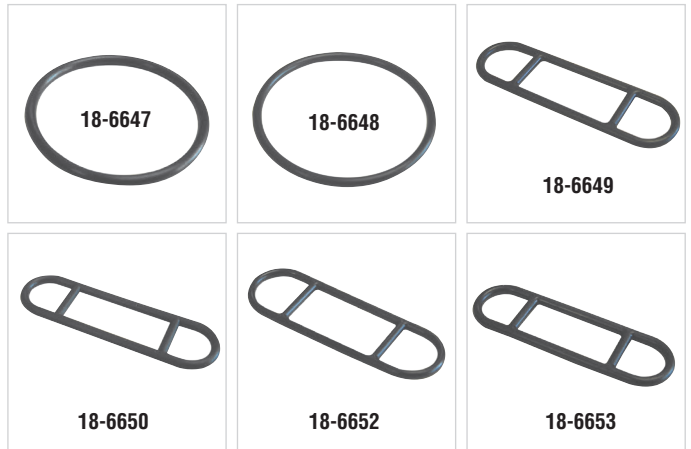
Replacement sealing o-ring that mounts between fuel tank and fuel petcock. **Made in Japan.** Available as a shop kit and in pk/5

- 18-6654** Fuel Petcock Tap Mount O-Ring Shop Kit. Includes 1 pk of each part number listed below and plastic storage box.

REPLACEMENT FUEL PETCOCK TAP MOUNT O-RINGS

Sold pk/5.

- 18-6647** Kawasaki 51039-003, Yamaha 2W6-24512-00-00
- 18-6648** Kawasaki 51039-010, Yamaha 2G2-24512-00-00
- 18-6649** Suzuki (OEM Ref, P/N not available)
- 18-6650** Yamaha 1J7-24512-00-00
- 18-6652** Kawasaki 92055-1112
- 18-6653** Suzuki 44305-17C00



REPLACEMENT FUEL TAP VALVE RUBBER GASKET

Sold pk/5.

- 18-6643** Fuel Tap Valve Gasket: Kaw/Suz/Yam, Kaw-11009-1194 **28.50mm x 2.43mm**
- 18-6644** Fuel Tap Valve Gasket: Kaw-11009-1188 and Yam-3H3-24523-00-00 **22.60mm x 2.39mm**
- 18-6645** Fuel Tap Valve Gasket: Kaw 43049-1066 **23.00mm x 2.38mm**
- 18-6646** Fuel Tap Valve Gasket: Kaw-43049-1017 **18.80mm x 2.43mm**

DIAPHRAGM COVER SCREW

Soldpk/25.

- 33-7827** Phillips Flat Head Screw 4 x 14mm Kaw-220B0414

TAP LEVER COVER SCREW

Sold pk/50.

- 33-7828** Phillips Pan Head Screw 3 x 8mm Kaw-220B0308



GENUINE MIKUNI FLOAT VALVE FILTER SCREEN

Made in Japan. Sold each. Fits OEM float valve assembly. **NOTE: FILTER SCREEN ONLY, FLOAT VALVE ASSEMBLY NOT INCLUDED.**

- 18-2620** Kawasaki 14043-1010
Suzuki 13376-19F00
Yamaha 1J7-14994-00-00



FLOAT VALVE FILTER SCREENS FOR KEIHIN

Made in Japan. Fits OEM float valve assembly. New from K&L Supply! You can now buy the Filter Screens separately for the Keihin type Float Valves found on many Honda Street models. These are only sold with the complete Carb Gasket set from Honda.



- 18-2341** 5 pack **18-2344** 25 pack

EQUIPMENT & TOOLS

HARD PARTS

CARB & FUEL

IGNITION/ELECTRICAL

CONTROL

SUSPENSION

ACCESSORIES

MARINE

AUTOMOTIVE

EQUIPMENT & TOOLS

HARD PARTS

CARB & FUEL

IGNITION/ELECTRICAL

CONTROL

SUSPENSION

ACCESSORIES

MARINE

AUTOMOTIVE

K&L FUEL FILTERS

High flow, O.E type replacement fuel filters for Honda, Kawasaki and Yamaha applications. **Made in Japan**



ZX750 Ninja ZX-7	89-95	19-1258
ZX750 Ninja ZX-7R	91-94	19-1258
ZX900 Ninja ZX-9R	94-97	19-1258
ZX1000B Ninja ZX-10	88-90	19-1258
ZX1100C/D Ninja ZX-11	90-01	19-1258
ZG1200A/B Voyager XII	86-03	19-1258
VN1500 Vulcan	87-04	19-1258

O.E. REFERENCE P/N	BRAND	REFERENCE NUMBER
19-1254	HONDA	16900-MG8 003
19-1258	KAWASAKI	49019-1055
	YAMAHA	1FK-24560-10-00

HONDA APPLICATION	YEAR	P/N
CB400F	89-90	19-1254
CBR600F Hurricane	87-90	19-1254
CBR600F3/F4	95-00	19-1254
CBR600SE/SJ	96-98	19-1254
VT600C/CD Shadow	88-98	19-1254
NT650 Hawk GT	88-91	19-1254
VFR700/750F Interceptor	86-87	19-1254
VFR750F Interceptor	90-97	19-1254
VT750C/CD Shadow	98-03	19-1254
VT750DC Shadow	01-07	19-1254
PC800 Pacific Coast	89-98	19-1254
CBR900RR	93-95	19-1254
CBR1000F Hurricane	87-88	19-1254
ST1100/A	91-02	19-1254
ST1100P Police	2003	19-1254
VT1100C Shadow	85-07	19-1254
VT1100D	1999	19-1254
VT1100T	98-01	19-1254
GL1200A/I Goldwing	1987	19-1254
VTX1300S	2003	19-1254
GL1500 Goldwing	88-90	19-1254
GL1500A/I/SE Goldwing	90-00	19-1254

KAWASAKI SIDE X SIDE APPLICATION	YEAR	P/N
KAF400B Mule 600	11-12	19-1258
KAF400D Mule 610 4X4	11-12	19-1258
KAF620M Mule 4010 4X4	11-12	19-1258
KRF750 Teryx 4X4	2008	19-1258

YAMAHA APPLICATION	YEAR	P/N
FZR400	88-90	19-1258
XV535 Virago	87-00	19-1258
FZR600R	89-99	19-1258
XJ600 Seca II	93-98	19-1258
XVS650 V-Star	98-12	19-1258
FZ700	1987	19-1258
FZX700 Fazer	86-87	19-1258
FZ750	85-88	19-1258
FZR750R	87-88	19-1258
FZS1000 FZ-1	01-05	19-1258
FZR1000	87-95	19-1258
YZF1000R	1997	19-1258
YZF-R1	98-01	19-1258
XV1100 Virago	86-99	19-1258
XVS1100 V-Star	99-09	19-1258
FJ1200	89-93	19-1258
VMX1200 V-Max	85-07	19-1258
XVZ1200 Venture	83-85	19-1258
XVZ1300 Venture	86-88	19-1258
XVZ1300 Royal Star (All)	96-11	19-1258
XV1600 Road Star	99-03	19-1258
XV1700 Road Star	04-07	19-1258


KAWASAKI STREET APPLICATION	YEAR	P/N
ZX600E ZX-6	93-02	19-1258
ZX600E ZZR600	03-04	19-1258

EMGO CLEAR PLASTIC FUEL FILTERS

Clear plastic casing with sintered bronze screen. Overall length is 60mm each.



- 19-1248** 6mm Bung Fuel Filter
- 19-1249** 8mm Bung Fuel Filter



EMGO CHROME ALUMINUM REUSABLE FUEL FILTERS

Aluminum fuel filters are available in die-cast or cnc machined. Chose between 5/16" and 1/4" sizes. Each has a cleanable brass filter element.



- 19-1251** 5/16" Chrome Reusable Fuel Filter
- 19-1241** 1/4" Chrome Reusable Fuel Filter



UNIVERSAL FUEL FILTERS

A better fuel filter for all gas powered engines. No leak, high impact nylon construction. Functions as a reservoir for trapping water. Sold in a pk of 20.

- 19-1269** Round 7mm
 - 19-1271** Round 8mm
- Sold in a pk of 10.
- 19-1275** Small cone dual 1/4" or 6mm barbs.
 - 19-1277** Large cone dual 5/16" or 7mm barbs.
 - 19-1279** Cylinder dual 3/8" or 8mm barbs.



GENUINE MIKUNI FLOAT VALVE ASSEMBLY

Made in Japan. Sold each.

P/N	SIZE	APPLICATION
18-4662	VM26/26-(1.5)	20mm-30mm Flange, 26 & 28mm Spigot, BN38 & 44mm Watercraft.
18-4674	VM26/26-(2.0)	20mm-30mm Flange, 26 & 28mm Spigot, BN38 & 44mm Watercraft.
18-4675	VM26/26-(2.5)	20mm-30mm Flange, 26 & 28mm Spigot, BN38 & 44mm Watercraft.
18-4678	VM28/163-(2.5)	32 & 34mm Flange & 30mm-44mm Spigot.
18-4664	786-46001-(1.5)	TM32, 34, 36, 38 Flat, 39 Pro and 41 Pro.
18-4683	786-46001-(3.3)	TM32, 34, 36, 38 Flat, 39 Pro and 41 Pro.
18-4665	786-36004-(3.5)	TMX35/38 Yamaha YZ/Suzuki RM





K&L INTAKE CARB FLANGE/HOLDERS

Cracked and leaking intake carb holders? Here's the cure! Made in Japan to meet or exceed OEM specifications. Sold in Kits



11-7333



11-4677



11-4845



11-4654



11-4165 11-4164



11-6113



11-4856



11-6117
4PC SET



11-4210



11-6114

11-4853



11-6234



11-6115

HONDA REFERENCE

PART#	OEM REFERENCE P/N
11-3603	2 x 16211-KRN-670
11-3605	2 x 16211-KRN-850
11-3609	2 x 16210-MEB-670
11-3608	1 x 16210-HN7-000
	1 x 91305-HN0-A00 O-Ring
11-3610	1 x 16210-HP0-A00
	1 x 91352-MG2-792 O-Ring
11-3616	1 x 16211-HN2-000
11-3618	1 x 16211-HN8-000
11-3620	1 x 16211-HN8-A60
11-3638	1 x 16211-HP1-670
11-3639	1 x 16211-HP5-600
11-3641	1 x 16211-HP6-A00
11-4654	1 x 16211-425-000
	1 x 16212-425-000
	1 x 16213-425-000
	1 x 16214-425-000
11-4680	4 x 16211-MB0-000
11-4692	4 x 16211-MCW-D00
11-4694	2 x 16211-MAW-600
11-4697	2 x 16211-MN8-750
11-4710	2 x 16211-KCR-940
11-4841	2 x 16211-MF5-000
11-4848	4 x 16211-MBW-000
11-4851	4 x 16211-MEE-000
11-4633	4 x 16211-MBG-000
11-4655	4 x 16211-MT4-000
11-4656	4 x 16211-MM5-600
11-4659	4 x 16211-MV9-670
11-4677	4 x 16211-MT3-000
11-4679	4 x 16211-MZ5-000
11-4715	2 x 16211-MN5-000
11-4718	1 x 16210-MBB-950
	1 x 16220-MBB-950
11-4845	4 x 16211-MN4-000
11-4846	4 x 16211-MJ8-000
11-4849	2 x 16211-ME9-000
11-4850	4 x 16211-MAS-E00
11-4852	4 x 16210-MEL-000
11-4855	4 x 16211-MCS-000
11-4856	6 x 16211-MZ0-000
11-4857	2 x 16211-MCA-000
11-4878	2 x 16211-MAH-000
11-4885	4 x 16211-MB4-000
11-4889	4 x 16212-MB6-000
11-4898	4 x 16210-MCJ-000
11-4899	4 x 16211-MCZ-000
11-7314	6 x 16211-422-000
11-7317	6 x 16211-MA2-000

KAWASAKI REFERENCE

PART#	OEM REFERENCE P/N
11-3666	1 x 16065-0031
11-3667	1 x 16065-1337
11-4164	2 x 16065-028 R
11-4165	2 x 16065-029 L
11-4737	2 x 16065-1132
11-4811	2 x 16065-1131
11-4853	2 x 16065-1135
11-5444	2 x 16065-047 RH side only
	NOTE: LEFT SIDE IS NO LONGER AVAILABLE.
11-7332	2 x 16065-1130
11-7333	4 x 16065-1129

KAWASAKI REFERENCE

PART#	OEM REFERENCE P/N
11-7334	4 x 16065-1108
11-7335	4 x 16065-1182
	4 x 92055-1401 O-Rings
11-7338	4 x 16065-1210
	4 x 92055-1401 O-Rings
11-7339	4 x 16065-1213
11-7340	4 x 16065-1276
	4 x 92055-1401 O-Rings
11-7343	4 x 16065-1307
	4 x 92055-1401 O-Rings
11-7327	4 x 16065-1375
11-7460	2 x 16065-1156

SUZUKI REFERENCE

PART#	OEM REFERENCE P/N
11-6167	4 x 13101-01H00
11-6179	4 x 13101-47H00
11-6185	1 x 13101-27H00

YAMAHA REFERENCE

PART#	OEM REFERENCE P/N
11-3646	1 x 2P5-13596-00-00
11-3649	1 x 3B4-13586-00-00
11-3650	1 x 3FA-13586-00-00
	1 x 93210-30611-00 O-Ring
11-3655	1 x 4D3-13596-00-00
11-3657	1 x 4WV-13596-00-00
11-3658	1 x 4XE-13586-00-00
	1 x 93210-35537-00 O-Ring
11-3659	1 x 5B4-13586-00-00
11-3663	1 x 5GH-13586-00-00
	1 x 93210-44545-00 O-Ring
11-3664	1 x 5KM-13596-00-00
11-3665	1 x 28P-13586-00-00
11-4168	2 x 24M-13586-01-00
	2 x 93210-44545-00 O-Rings
11-4191	1 x 1TA-13586-00-00
	1 x 24M-13586-01-00
	2 x 93210-44545-00 O-Rings
11-4200	1 x 3HN-13586-01-00
	2 O-Rings and Hardware
11-4202	1 x 1UY-13586-02-00
	2 O-Rings and Hardware
11-4210	1 x 447-13555-01-00 LH
	1 x 447-13565-01-00 RH
	2 x 256-13556-011 Gaskets
11-4221	2 x 31K-13565-01-00
	2 x 3GC-13621-00-00 Gaskets
	4 x 98580-03008-00 Screws
	4 x 92990-03100-00 Washers
	8 x 91316-06025-00 Bolts
11-4231	1 x 5LP-13586-01-00 LH
	1 x 5LP-13596-01-00 RH
	1 x 93210-30611-00 O-Ring
	1 x 93210-44545-00 O-Ring
11-4233	2 x 3HE-13586-00-00 LH
	2 x 3HE-13596-00-00 RH
11-4860	2 x 4JH-13586-02-00 LH
	2 x 4JH-13596-02-00 RH
11-4863	4 x 4BR-13598-10-00
11-4864	1 x 4TR-13586-01-00
	1 x 4TR-13596-01-00
	2 x 93210-36769 O-Rings
11-4865	2 x 4XV-13597-00-00 LH
	2 x 4XV-13598-00-00 RH
11-4866	4 x 2LM-13597-00-00
11-4868	4 x 2GH-13586-00-00
11-4869	2 x 3GM-13597-00-00 LH
	2 x 3GM-13598-00-00 RH

EQUIPMENT & TOOLS

HARD PARTS

CARB & FUEL

IGNITION/ELECTRICAL

CONTROL

SUSPENSION

ACCESSORIES

MARINE

AUTOMOTIVE

EQUIPMENT & TOOLS
HARD PARTS
CARB & FUEL
IGNITION/ELECTRICAL
CONTROL
SUSPENSION
ACCESSORIES
MARINE
AUTOMOTIVE

YAMAHA REFERENCE	
PART#	OEM REFERENCE P/N
11-4871	1 x 1VJ-13596-00-00 RH 1 x 43F-13586-01-00 LH 2 x 93210-36769-00 O-Ring
11-4872	1 x 1VJ-13596-00-00 RH 1 x 43F-13586-01-00 LH 2 x 93210-36769-00 O-Ring
11-4874	1 x 2LN-13586-01-00 Holder 1 x 93210-35573-00 O-ring
11-4876	1 x 55V-13586-01-00 1 x 42U-13596-00-00 2 x 93210-30611-00 O-rings
11-4880	1 x 11H-13586-02-00 1 x 11H-13596-02-00 2 x 11H-13556-01-00 Gaskets
11-5454	1 x 10L-13586-01-00 1 x 10L-13596-01-00 2 x 93210-44545-00 O-Rings
11-6073	2 x 5LV-13596-01-00 2 x 5LV-13586-01-00
11-6074	1 x 5NX-13565-00-00
11-6075	1 x 1C3-13565-00-00
11-6076	4 x 1FK-13597-00-00
11-6079	1 x 20S-13586-00-00 1 x 20S-13596-00-00
11-6080	2 x 2CO-13596-00-00 2 x 2CO-13586-00-00
11-6081	1 x 2S2-13597-00-00
11-6082	1 x 2UJ-13586-00-00 1 x 93210-30611-00
11-6089	1 x 33D-13597-00-00
11-6090	1 x 5EL-13596-00-00 1 x 5EL-13586-00-00
11-6107	4 x 5JW-13597-00-00
11-6108	1 x 5PA-13565-00-00
11-6109	1 x 5RU-13586-00-00
11-6110	1 x 2A2-13586-00-00 LH 1 x 2A2-13596-00-00 RH 2 x 1L9-13556-10-00 Gaskets
11-6113	2 x 2H7-13586-00-00 LH 2 x 2H7-13596-00-00 RH 4 x 10M-13556-10-00 Gaskets (use on XJ1100 only)
11-6114	3 x 2F3-13586-01-10
11-6115	2 x 4GO-13596-02-00 LH 2 x 4GO-13586-02-00 RH 4 x 33M-13556-10-00 Gaskets
11-6116	4 x 5EB-13586-00-00
11-6117	2 x 4NK-13586-00-00 2 x 4NK-13596-00-00 4 x 1L9-13556-10-00 Gaskets Does not fit Royal Star Ventures 99-03.
11-6121	1 x 5XC-13597-30-00
11-6122	1 x 14B-13595-00-00 1 x 14B-13596-00-00
11-6123	2 x 4XY-13586-01-00 LH 2 x 4XY-13596-01-00 RH
11-6125	2 x 4XY-13586-10-00 LH 2 x 4XY-13596-10-00 RH
11-6234	2 x 26H-13586-00-00 LH 2 x 26H-13596-00-00 RH 4 x 93210-45578-00 O-Rings
11-6236	2 x 36Y-13586-00-00 LH 2 x 36Y-13596-00-00 RH 4 x 93210-40659-00 O-Rings
11-6239	1 x 3G1-13586-00-00 LH 1 x 3G1-13596-00-00 RH 2 x 3G1-13556-10-00 Gaskets

YAMAHA REFERENCE	
PART#	OEM REFERENCE P/N
11-6240	2 x 33M-13586-01-00 LH 2 x 33M-13596-01-00 RH 4 x3KM-13556-00-00 Gaskets

APPLICATIONS

HONDA - STREET		
VTR250 Interceptor	88-90	11-4710
VF500C Magna	84-85	11-4846
VF500F Interceptor	84-85	11-4846
VT500C Shadow	83-86	11-4841
VT500FT Ascot V-Twin	83-84	11-4841
CBR600F Hurricane	87-90	11-4845
CBR600F2	91-94	11-4659
CBR600F4	99-00	11-4848
CBR600RR	03-06	11-4851
CBR600SJR	1996	11-4659
VT600C VLX Shadow	88-97	11-4694
VT600CD AC	89-90	11-4694
VT600CD Shadow DLX	93-00	11-4694
NT650 Hawk GT	88-91	11-4697
VF700C Magna	84-87	11-4680
VF700F Interceptor	84-85	11-4680
VF700S Sabre	84-85	11-4680
VT700C Shadow	84-87	11-4849
CB750C Custom	80-82	11-4654
CB750F Super Sport	79-82	11-4654
CB750K	79-82	11-4654
CB750L	1979	11-4654
CB750SC Nighthawk	82-83	11-4654
VF750C Magna	82-88	11-4680
VF750C Magna	94-03	11-4679
VF750F Interceptor	1984	11-4680
VF750S Sabre	1982	11-4680
VFR750F Interceptor	90-93	11-4655
VFR750F Interceptor	94-97	11-4679
VT750C Shadow	1983	11-4849
VT750CD Shadow DLX	98-01	11-4694
VT750CD Shadow DLX Ace	02-03	11-4694
VT750DC-DCB Shadow Spirit	01-07	11-4694
VF750C2 Magna Deluxe	97-00	11-4679
VF750CD Magna Deluxe	95-96	11-4679
VFR800	02-09	11-4692
VFR800A ABS	02-09	11-4692
VFR800Fi	98-01	11-4633
CB900F 919	02-07	11-4899
CBR900RR	93-99	11-4850
CBR900RR	00-03	11-4898
CBR1000FH/FJ	87-88	11-4656
CBR1000F	90-91	11-4656
CBR1000RR	04-05	11-4852
CBX 1000 Standard	79-80	11-7314
CBX 1000 Sport/Touring	81-82	11-7317
VF1000F Interceptor	1984	11-4889
VF1000R Interceptor	85-86	11-4889
VTR1000F Super Hawk	97-05	11-4718
ST1100/A	91-02	11-4677
ST1100P Police	2003	11-4677
VF1100C Magna	1983	11-4885
VF1100C Magna	84-85	11-4889
VT1100C Shadow	95-97	11-4878
VT1100C Shadow Spirit	98-07	11-4878
VT1100C2 Shadow Sabre	00-07	11-4878
VT1100C2-2 Shadow ACE	98-02	11-4878
VT1100C3 Aero	98-02	11-4878
VT1100T	98-01	11-4878
ST1300/A	03-12	11-4855
ST1300P Police	05-12	11-4855
GL1500 Goldwing	88-00	11-4715

HONDA - STREET		
GL1500C Valkyrie	97-03	11-4856
GL1800 Goldwing	01-12	11-4857
HONDA - ATV		
TRX400FA/FGA Rancher AT	04-07	11-3608
TRX420FA/FPA 4 Trax Rancher	09-10	11-3639
TRX420FE Rancher 420 ES	07-10	11-3639
TRX420FM Rancher 420	07-09	11-3639
TRX420FPE/FPM Rancher 420	09-10	11-3639
TRX420TE/TM Rancher 420	07-10	11-3639
TRX450R	04-05	11-3638
TRX450R/ER	06-12	11-3609
TRX500FA Foreman Rubicon	01-09	11-3616
TRX500FE Foreman ES 4X4	05-09	11-3610
TRX500FGA Foreman Rubicon	04-08	11-3616
TRX500FM Foreman 4X4	05-08	11-3610
TRX500FPA Foreman Rubicon	2009	11-3616
TRX500FPE/FPM Foreman	07-09	11-3610
TRX500TM Foreman	05-06	11-3610
TRX650FA Fourtrax Rincon	03-05	11-3618
TRX650FGA Fourtrax Rincon	04-05	11-3618
TRX680FA Fourtrax Rincon	06-12	11-3620
TRX680FGA Fourtrax Rincon	06-09	11-3620
TRX700XX	08-09	11-3641
HONDA - OFFROAD		
CRF250R	04-05	11-3603
CRF250R	06-09	11-3605
CRF250X	04-12	11-3603
CRF450R	02-06	11-3609
CRF450X	05-12	11-3609
KAWASAKI - STREET		
EX250F Ninja 250R	88-07	11-7460
EX500 Ninja 500R	87-09	11-7332
ZX600A Ninja 600R	85-87	11-7333
ZX600C Ninja 600R	88-96	11-7333
ZX600D Ninja ZX-6	90-93	11-7339
ZX600E Ninja ZX-6	93-04	11-7340
ZX600G Ninja ZX-6R	99-00	11-7327
ZX600J Ninja ZX-6R	01-02	11-7327
ZX600J ZZR600	05-08	11-7327
KZ650B/C/D	77-79	11-5444
KZ650E1	1980	11-5444
KZ650F1 LTD	1980	11-5444
KZ650H1 CSR	1981	11-5444
KZ650H2/H3 CSR	82-83	11-4737
KZ700A1/A2	1984	11-4737
KZ750E1/E2/E3	80-82	11-4737
KZ750F1 LTD	1983	11-4737
KZ750H1/H2/H3/H4 LTD	80-83	11-4737
KZ750L3	1983	11-4737
KZ750N1/N2 Spectre	82-83	11-4737
KZ750R1 GPZ	1982	11-4737
ZX750A1/A2/A3 GPz	83-85	11-4737
ZX750E1/E2 GPz Turbo	84-85	11-4737
KZ900A4/A5 (LH)	1976	11-4165
KZ900A4/A5 (RH)		11-4164
KZ900B1 LTD (LH)	76-77	11-4165
KZ900B1 LTD (RH)		11-4164
Z1/Z1A/Z1B 900 (LH)	73-75	11-4165
Z1/Z1A/Z1B 900 (RH)		11-4164
ZX900A GPz900-Ninja	84-86	11-7334
KZ1000A1/A2(LH)	77-78	11-4165
KZ1000A1/A2(RH)		11-4164
KZ1000A3/A4 MKII (LH)	79-80	11-4165
KZ1000A3/A4 MKII (RH)		11-4164
KZ1000B LTD (LH)	77-80	11-4165
KZ1000B LTD (RH)		11-4164
KZ1000C1~C4 Police (LH)	78-81	11-4165
KZ1000C1~C4 Police (RH)		11-4164
KZ1000D1 Z1R (LH)	1978	11-4165

KAWASAKI - STREET

KZ1000D1 Z1R (RH)	11-4164
KZ1000D3 Z1R (RH)	11-4164
KZ1000D3 Z1R (LH)	1980 11-4165
KZ1000E1/E2 Shaft (LH)	79-80 11-4165
KZ1000E1/E2 Shaft (RH)	11-4164
KZ1000J1/J2	81-82 11-4853
KZ1000J3	1983 11-4811
KZ1000K1/K2 LTD	81-82 11-4853
KZ1000M1/M2 CSR	81-82 11-4853
KZ1000P Police	82-06 11-4853
KZ1000R1 Replica	1982 11-4853
KZ1000R2 Replica	1983 11-4811
ZX1000 ZX-10 Ninja	88-90 11-7335
KZ1100A1/A2 Shaft	81-82 11-4853
KZ1100A3 Shaft	1983 11-4811
KZ1100B2 GPz	1982 11-4853
KZ1100D1 Spectre	1982 11-4853
KZ1100D2 Spectre	1983 11-4811
KZ1100L1 LTD	1983 11-4811
ZN1100B1/B2 LTD	84-85 11-4811
ZR1100C ZRX1100	99-00 11-7343
ZX1100A1/A2 GPz	83-84 11-4811
ZX1100C ZX-11 Ninja	90-93 11-7338
ZX1100D ZX-11 Ninja	93-01 11-7338
ZX1100E GPz1100	95-97 11-7343
ZR1200A ZRX1200	01-05 11-7343
ZX1200C ZZR1200	02-05 11-7338

KAWASAKI - ATV

KVF400 Prairie 2WD/4WD (all)	97-02 11-3667
KFX450R KSF450B	08-12 11-3666
KFX450R KSF450B Monster Energy	2009 11-3666

SUZUKI - STREET

GSX-R600	06-07 11-6167
GSX R1000	09-12 11-6179

SUZUKI - ATV

LT-A400F King Quad Auto	2011 11-6185
LT-F400F King Quad	2011 11-6185

YAMAHA - STREET

XV250 Virago	95-07 11-6082
XV250 Route 66	88-90 11-6082
XV250 V-Star 250	08-11 11-6082
RD350LC	81-82 11-4221
RZ350L/LC/N/NCII	84-85 11-4221
XS400	77-81 11-6110
YP400 Majesty	05-12 11-6109
XJ550 Maxim/Seca	81-83 11-6115
XZ550RK/RJ Vision	82-83 11-4880
FZ6R	09-12 11-6079
FZ600	86-88 11-6240
FZR600/(CA.)	90-99 11-4233
XJ600 Seca II	1992 11-4863
XJ600N/S Seca II	97-98 11-4863
YX600S/SC~A/AC Radian	86-90 11-6240
YZF600R	95-07 11-4860
YZFR6	99-02 11-6116
YZF R6	06-12 11-6080
TX/XS650 Twin	74-77 11-4210
XS650 SE/SF Special	78-79 11-6239
XS650G/H Special II	80-81 11-6239
XS650SG/SH Special	80-81 11-6239
XS650SJ/SK Heritage Special	82-83 11-6239
XVS650 V-Star	98-11 11-4864
FZX700 Fazer	1986 11-4866
XV700 Virago	84-87 11-5117
FZ750	85-86 11-4866
FZR750	86-87 11-4866
XS750E/SE/F/SF	78-79 11-6114
XV750A/AC/B/BC Virago	90-91 11-4168

YAMAHA - STREET

XV750D/DC/ C Virago	92-93 11-4168
XV750F/FC/G/GC Virago	94-95 11-4168
XV750H/J/K Virago	81-83 11-5454
XV750MK Midnight Virago	1983 11-5454
XV750U/UC/W/WC Virago	88-89 11-4168
XV750H1/HC1/J1/JC1 Virago	96-97 11-4168
YZF750R	94-98 11-4869
XS850G/H	80-81 11-6114
XS850G/SH Special	80-81 11-6114
XS850L Midnight Special	80-81 11-6114
XV920RH/RJ Euro model	81-82 11-5454
XV920J/K Virago	82-83 11-5454
XV920MK Midnight Virago	1983 11-5117
FZS1 FZ-1	04-05 11-6073
FZR1000	89-95 11-4869
FZR1000T/U	87-88 11-4868
FZS1000 FZ-1	01-03 11-6073
FJ1100L/LC/N/NC	84-85 11-6236
GTS1000	93-94 11-4866
XV1000 Virago	84-85 11-5117
YZF1000R	1997 11-4869
YZF1000R	1998 11-4865
YZF-R1	99-01 11-4865
YZF R1	09-12 11-6122
V-Star 1100 Classic	99-09 11-6090
V-Star 1100 Custom	99-09 11-6090
V-Star 1100 Midnight Custom	05-09 11-6090
V-Star 1100 Silverado	03-09 11-6090
XJ1100 J Maxim	1982 11-6113
XS1100E/F/G/H	78-81 11-6113
XS1100L Midnight Special	80-81 11-6113
XS1100SF/SG/SH Special	79-81 11-6113
XV1100 Virago	88-99 11-4191
FJ1200A (ABS)	92-93 11-6236
FJ1200S/SC/T/TC	86-87 11-6236
FJ1200U/UC~D/DC	89-92 11-6236
VMX1200 V-Max (All)	85-07 11-6076
XVZ12 Venture & Royale	83-93 11-6234
FJR1300	03-12 11-6107
FJR1300 ABS	04-12 11-6107
FJR1300 Electric Shift	06-09 11-6107
XVZ13 Venture & Royale	83-93 11-6234
XVZ1300 Royal Star	96-00 11-6117
XVZ1300 Royal Star Boulevard	99-01 11-6117
XVZ1300RoyalStarTourClassic	96-00 11-6117
XVZ1300RoyalStarTourDeluxe	97-01 11-6117
XVZ1300 Royal Star Venture	99-04 11-6123
XVZ1300 Royal Star Venture	05-13 11-6125

YAMAHA - ATV / UTV

YFA1 Breeze	89-03 11-3650
YFM125G Grizzly 125	04-11 11-3650
YFM250R Raptor 250	08-11 11-3655
YFM250X Beartracker	99-04 11-3658
YFM350ER Moto-4	87-95 11-4200
YFM350FW Big Bear 4WD	87-97 11-4200
YFM350FX Wolverine	1995 11-4202
YFM350U Big Bear 2WD	96-98 11-4200
YFM350X Warrior	87-04 11-4202
YFZ350 Banshee	87-05 11-4221
YFM400A Kodiak 2WD	00-04 11-3663
YFM400F Kodiak 4WD	93-98 11-4200
YFM400F Kodiak 4WD	00-06 11-3663
YFM4FG Grizzly 400 4WD	07-08 11-3663
YXR45F Rhino 450 Side X Side	06-09 11-3646
YFM450F Kodiak 4WD	03-06 11-3663
YFM450FX Wolverine 4WD	06-09 11-3663
YFM45FG Grizzly 450	07-12 11-3663
YFM55G Grizzly 550	09-11 11-3665

YAMAHA - ATV / UTV

YFM600F Grizzly 600	98-00 11-3657
YFM660F Grizzly 660	02-08 11-3664
YFM660R Raptor	01-06 11-4231
YXR660 Rhino Side X Side	04-07 11-3664
YFM7FG Grizzly 700	07-11 11-3649
YXR7F Rhino 700 FI Side X Side	08-11 11-3659

YAMAHA - OFFROAD


YZ85	02-12 11-6108
YZ125	05-11 11-6075
TT-R 225	99-04 11-4874
XT225 Serow Dualsport	92-00 11-4874
XT225 Dualsport	01-07 11-4874
WR250F	07-12 11-6121
YZ250	02-12 11-6074
YZ250F	07-11 11-6121
XT350 Dualsport	85-00 11-4876
WR450F	07-11 11-6081
YZ450F	06-09 11-6081
YZ450F	10-12 11-6089
TT600N	1985 11-4871
XT600	84-89 11-4871
XT600E	90-95 11-4872



K&L CARB CLEANER WIRE SET

A 10 piece wire set with spiral knurling for cleaning popular size jets and carb body holes/passages.

35-3498 K&L Carb Cleaner Wire Set



EQUIPMENT & TOOLS

HARD PARTS

CARB & FUEL

IGNITION/ELECTRICAL

CONTROL

SUSPENSION

ACCESSORIES

MARINE


AUTOMOTIVE

EQUIPMENT & TOOLS

K&L INTAKE MANIFOLD O-RINGS FOR HONDA GOLDWING

O-ring that fits between intake manifold and cylinder head. **Made in Japan.** Sold pk/4.

18-4610	91301-371-005 (40.0 x 2.6mm) GL1000 Goldwing, All GL1100 Goldwing, All	75-79 80-83
18-4611	91301-MG9-003 (35.5 x 2.6mm) GL1200 Goldwing, All	84-87



HARD PARTS

CARB & FUEL

IGNITION/ELECTRICAL

CONTROL

SUSPENSION

ACCESSORIES


MARINE

AUTOMOTIVE

K&L INTAKE CHAMBER O-RING FOR HONDA GL1500

O-ring between intake plate and carburetor body. **Made in Japan.** Sold pk/4.

18-4640	Intake Chamber O-Ring GL1500 Goldwing GL1500A Goldwing GL1500I Goldwing	88-90 91-00 91-96
----------------	--	-------------------------



MIKUNI RUBBER MOUNTING FLANGES/HOLDERS

Genuine Mikuni Carb Flange/holders. **Made in Japan.** Sold each.

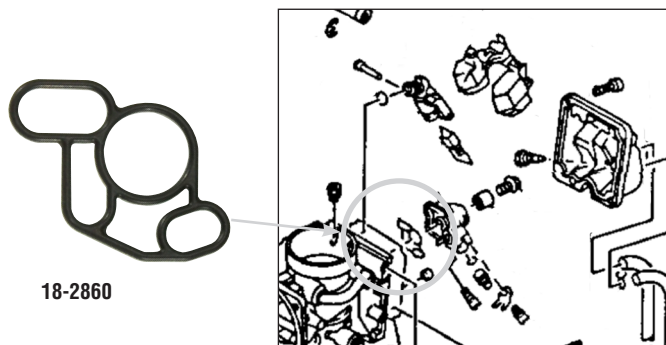
K&L P/N	MIKUNI HOLE CENTER	8.5MM BOLT	CARB BORE SIZE	CARB SPIGOT DIAMETER	FLANGE THROAT DEPTH
11-4706	VM32/205 Typical Carb Size-30-34mm	75	34	40	32
11-4775	VM34/200-1 Typical Carb Size-30-34mm	60	34	40	25
11-4797	VM36/200-1 Typical Carb Size-36-40mm	70	40	43	25



JET BLOCK O-RING

O-Ring underneath Jet Block. Sold in pk/4
OEM# 3LF-14147-00-00


YAMAHA		
YFZ750	94-98	18-2860
TDM850	92-93	18-2860
FZR1000	89-95	18-2860



K&L CARB SERVICE STAND

Conveniently positions carburetors at ideal height and allows 360° rotation for easy access. Parts storage base can be mounted. Ideal for single and multi carbs.

35-7679	K&L Carb Service Stand
----------------	------------------------



CARB SLIDE DIAPHRAGMS

Made in Japan. Sold ea.

Available for the following applications:

KAWASAKI® STREET YEAR

18-2804 43028-1025	
KZ1000J/K/M/P/R	81-82
KZ1100A1/A2 Shaft	81-82
KZ1100D1/D2 Spectre	82-83

SUZUKI® STREET YEAR

18-2809 13507-17C00	
<i>(TOP DIAPHRAGM RUBBER ONLY, NO SLIDE BODY)</i>	
GS500EK~K2	89-02
GSX600FJ~FV Katana	88-97
GSX-R600WN/WP	92-93
GSX-R600V/W/X/Y	97-00
RF600RR/RS/RT	94-96
GSX750FK~FK2 Katana	89-02
GSX-R750 (California model)	89-95
RF900RR/RS/RZS/RT/RV	94-97
GSX1100GM/GN/GP Shaft	91-93
GSX-R1100	89-98
GSF1200S Bandit	97-02

18-8846 13501-45D00	
GSF250 Bandit	90-94

18-8847 13507-32C01	
GSF250V	1997

SUZUKI® ATV YEAR

18-8871 13500-19B62	
LT-F250	88-01
LT-F250F	99-02
LT-F250T	90-96
LT-F4WD	97-98
LT-F4WDX	96-98
LT-F300F	1999

18-8866 13507-20B00	
LT-F250/250F 2WD/4WD/	
Quad Runner	99-02
LT-F300F 4WD King Quad	99-02

18-8870 13500-49250	
GS750S	1983
GS1000S	1982
GS1100S	1983

18-8874 13507-05G00	
<i>(TOP DIAPHRAGM RUBBER ONLY, NO SLIDE BODY)</i>	
LT-F250 Ozark 2WD	02-09
LT-Z250 Quad Sport	05-09

18-8875 13500-05A10 <i>(FRONT CARB ONLY)</i>	
VS700/750/800 Intruder	86-09
VX800	90-93
VZ800 Marauder	97-04
GV1200 Madura	85-86
VS1400 Intruder	87-09

18-8876 13500-38A10 <i>(REAR CARB ONLY)</i>	
VS700/750/800 Intruder	86-09
VX800	90-93
VZ800 Marauder	97-04
VS1400 Intruder	87-09

18-8878 13507-07G00	
<i>(TOP DIAPHRAGM RUBBER ONLY, NO SLIDE BODY)</i>	
LT-Z400 Quad Sport	03-08
LT-Z400 Z	03-08

18-8879 13500-09F00	
LT-F500 Quad Master 4WD	98-01
LT-F500F Vinson 4WD	2002
LT-A500F	00-01



18-2805



18-2809

YAMAHA® STREET YEAR

18-2805 3CF-14940-00-00	
XV750 Virago	88-97
XV1100 Virago	88-99

18-2657 50H-14940-00-00	
FJ1100	84-85
FJ1200	86-93

18-2644 3F7-14940-00-00	
SR250/SR250 Exciter	80-82
XS650 Std/Heritage Special/Special II	80-83
XJ900RK Seca	1983
XJ1100J Maxim	1982
XS1100 Std/Special/Midnight Special	80-81

YAMAHA® ATV YEAR

18-8864 4WU-14940-00-00	
YFM250X Bear Tracker	99-04
YFM350F/M/U Big Bear	97-00

18-8868 8FA-14940-00-00	
<i>(TOP DIAPHRAGM RUBBER ONLY, NO SLIDE BODY)</i>	
YFM350R Raptor	04-11

18-8863 4KB-14940-00-00	
YFM350F Wolverine	96-05

18-8865 4WV-24411-00-00	
<i>(TOP DIAPHRAGM RUBBER ONLY, NO SLIDE BODY)</i>	
YFM600F Grizzly	98-01

18-8869 5KM-24411-00-00	
<i>(TOP DIAPHRAGM RUBBER ONLY, NO SLIDE BODY)</i>	
YFM660F Grizzly-All	02-08
YXR660 Rhino	04-07

18-8866 5GH-14940-10-00	
YFM250B Bruin 2WD	05-06
YFM25BYR Big Bruin 250	02-09
YFM350B Bruin 2WD/2WD Auto	04-06
YFM350B Bruin 4WD-All	04-06
YFM35XV Wolverine 350 2WD	2006
YFM35 Grizzly 350	04-11
YFM400A Kodiak 2WD/4WD-All	01-04
YFM400F Big Bear 2WD/4WD-All	00-06
YFM40F Big Bruin 400 4WD	05-11
YFM450A Kodiak 2WD/4WD-All	03-06
YFM45F Wolverine 450	08-10
YFM45F Grizzly 450	07-11
YXR45F Rhino 450	08-09
YFM660R Raptor	01-05




HONDA SUB-CHAMBER GASKETS

These sub-chamber gaskets are usually available only in a carburetor kit. K&L now offers sub-chamber gaskets separately. Sold in a convenient 4 pack.

18-2853	Sub-chamber Gasket (4pk)
18-2854	Sub-chamber Gasket (4pk)

HONDA

CB600F	04-06	18-2854
CBR600F2	91-94	18-2854
CBR600F3	95-98	18-2853
CBR600F4	99-00	18-2853
VF750C Magna	94-03	18-2854
VFR750F Interceptor	94-97	18-2854
CBR900RR	93-99	18-2853
CB1000	94-95	18-2854
CBR1000F	93-96	18-2853



18-2853

18-2854

H-D® 40MM VACUUM PISTON

Replacement vacuum pistons for all stock 40mm CV carbs on Sportster® and Big Twin models from 88-06

18-0587	H-D® 40mm Vacuum Piston
----------------	-------------------------



EQUIPMENT & TOOLS

HARD PARTS

CARB & FUEL

IGNITION/ELECTRICAL

CONTROL

SUSPENSION

ACCESSORIES

MARINE

AUTOMOTIVE

EQUIPMENT & TOOLS

HARD PARTS

CARB & FUEL

IGNITION/ELECTRICAL

CONTROL

SUSPENSION

ACCESSORIES

MARINE

AUTOMOTIVE

K&L MIKUNI CARBURETOR O-RING SHOP KIT

Made in Japan. Kit is shipped in plastic storage box

NOTE: MEASUREMENTS GIVEN ARE INNER DIAMETER X THICKNESS

- 18-4605** Mikuni Carb Shop O-Ring Kit. Kit includes the following: (one pack of each part number)
- 18-4630** Carb O-Ring 4.0mm I.D. x 1.0mm thick-pk/25
- 18-4631** Carb O-Ring 7.5mm I.D. x 1.5mm thick-pk/25
- 18-4632** Carb O-Ring 2.65mm I.D. x 1.15 mm thick-pk/25
- 18-4602** Carb O-Ring 5.7mm I.D. x 1.3mm thick-pk/25
- 18-4634** Carb O-Ring 3.7mm I.D. x 1.8 mm thick-pk/25
- 18-4635** Carb O-Ring 4.8mm I.D. x 1.9mm thick-pk/25
- 18-4636** Carb O-Ring 2.4mm I.D. x 1.6mm thick-pk/25
- 18-4637** Carb O-Ring 10.2mm I.D. x 1.4mm thick-pk/25
- 18-4638** Carb O-Ring 6.6mm I.D. x 1.5mm thick-pk/25
- 18-4639** Carb O-Ring 2.7mm I.D. x 2.0mm thick-pk/25
- 18-4689** Carb Passage Rubber Plug for Suzuki & Yamaha-pk/4



K&L KEIHIN CARBURETOR O-RING SHOP KIT

Made in Japan. Kit is shipped in plastic storage box

MEASUREMENTS GIVEN ARE INNER DIAMETER X THICKNESS

- 18-4600** Keihin Carb Shop O-Ring Kit. Kit includes the following: (one pack of each part number)
- 18-4601** Carb O-Ring 2.8mm I.D. x 1.9mm thick-pk/25
- 18-4602** Carb O-Ring 5.7mm I.D. x 1.3mm thick-pk/25
- 18-4603** Carb O-Ring 4.47mm I.D. x 1.78mm thick-pk/25
- 18-4604** Carb O-Ring 3.2mm I.D. x 1.1mm thick-pk/25
- 18-4609** Carb O-Ring 4.2mm I.D. x 1.1mm thick-pk/25
- 18-4613** Carb O-Ring 5.0mm I.D. x 1.3mm thick-pk/25
- 18-4617** Carb O-Ring 2.8mm I.D. x 1.3mm thick-pk/25
- 18-4619** Carb O-Ring 2.8mm I.D. x 1.2mm thick-pk/25
- 18-4622** Carb O-Ring 5.8mm I.D. x 1.9mm thick-pk/25
- 18-4623** Carb O-Ring 6.9mm I.D. x 1.3mm thick-pk/25
- 18-4624** Carb O-Ring 4.8mm I.D. x 1.9mm thick-pk/25
- 18-4688** Carb Passage Rubber Plug for GL1000 -pk/4
- 18-4690** Carb Passage Rubber Plug for CB750K-pk/4
- 18-0055** Mixture Screw Washers, 1mm x 3mm x 5mm-pk/50
- 18-0015** Needle Clips-pk/100

KEIHIN O-RINGS NOT IN 18-4600 CARB SHOP O-RING KIT

- 18-4626** Carb O-Ring 4.2mm I.D. x 1.3mm thick-pk/25
- 18-4641** Carb O-Ring 18.6mm I.D. x 2.4mm thick-pk/25



K&L KEIHIN "U-RING" SHOP KIT

Flat on one side, round on the other. Fits: Honda and Kawasaki Keihin Carbs. **Made in Japan.** Sold pk/25.

- 18-4647** Keihin Carb Shop U-Ring Kit (Kit includes one pack of each part number)
- 18-4642** Keihin "U-Ring" Oval shape
- 18-4643** Keihin "U-Ring" 3 x 5.2 x 2mm
- 18-4644** Keihin "U-Ring" 4 x 6.3 x 2mm
- 18-4645** Keihin "U-Ring" 6.5 x 9.5 x 3mm



K&L CARB PASSAGE PLUG KIT

(17pcs)

This handy shop kit has all 4 types of our popular Carb Passage Plugs in 1 box.

Made in Japan

- 18-4685** K&L Carb Rubber Passage Plug Kit (17pcs)
- Includes 1pk Each
- 18-4688** Honda 16010-371-004 (4pk)
- 18-4689** Suzuki 13357-44080 (4pk)
Yamaha 3F7-14991-00
- 18-4690** Honda 16010-425-671(4pk)
- 11-4972** Kawasaki 92068-006 (5pk)



K&L CARB RUBBER PASSAGE PLUG

K&L Supply offers this plug as an individual replacement part.

Made in Japan. Sold pk/4.




HONDA®	SUZUKI®
18-4688 16010-371-004 GL1000/L Goldwing 75-79	18-4689 13357-44080 GN125, 400 Singles, 82-95 GS Series, 450, 500, 550, 650, 700, 750, 850, 1000, 1100,1150
18-4690 16010-425-671 16010-461-781 16010-469-004 CB750, 900, 1000, CBX	YAMAHA®
KAWASAKI®	18-4689 3F7-14991-00-00 XS650G/H Special II 80-81 XS650SG/SH Special 80-81 XS650SJ/SK Heritage 82-83 XS1100G/H 80-81 XS1100LG/LH 80-81 XS1100SG/SH Special 80-81
11-4972 92068-006 (pk/5) KL,EL250, EN450, EN ER, EX500,KAF450	

FCR MIDDLE BODY O-RING KIT

Includes: replacement O-rings & screws for the mid-body on many versions of the FCR series carbs. **NOTE: NO O.E. PARTS NUMBERS ARE AVAILABLE FOR THESE FCR MID-BODY O-RINGS. MATCH THE PHOTO OF OUR KIT PARTS TO YOUR ORIGINAL TO VERIFY FITMENT. 4 O-RINGS, (2) TORX 3 X 6, (4)TORX 4 X 6.**

- 18-7968** FCR Middle Body O-Ring Kit



K&L FCR ECONOMY CARB REBUILD KIT

Made in Japan. Kit includes 1 float bowl O-ring, 1 Cap Cover O-ring, 1 float needle and clip, and 4 Float Bowl Screws. (Phillips Head).

18-7970 FCR Economy Carb Rebuild Kit

KIT FITS THE FOLLOWING MODELS. COMPONENTS ARE ALSO AVAILABLE SEPARATELY. BOWL O-RING (PK/4), CAP GASKET (PK/4) AND FLOAT NEEDLE (PK/5)

HONDA® ATV	YEAR	BOWL O-RING	CAP GASKET	FLOAT NEEDLE
TRX450R	06-09	18-6274	18-6309	18-6349
TRX450ER	06-09	18-6274	18-6309	18-6349

HONDA® OFFROAD	YEAR	BOWL O-RING	CAP GASKET	FLOAT NEEDLE
CRF250R	04-09	18-6274	18-6309	18-6349
CRF250X	04-09	18-6274	18-6309	18-6349
CRF450R	02-08	18-6274	18-6309	18-6349
CRF450X	05-09	18-6274	18-6309	18-6349

KAWASAKI® OFFROAD	YEAR	BOWL O-RING	CAP GASKET	FLOAT NEEDLE
KX250F 4 Stroke	04-10	18-6274	18-6309	18-6349
KX450F 4 Stroke	06-08	18-6274	18-6309	18-6349
KLX450R 4 Stroke	08-09	18-6274	18-6309	18-6349

SUZUKI® OFFROAD	YEAR	BOWL O-RING	CAP GASKET	FLOAT NEEDLE
RM-Z250	04-09	18-6274	18-6309	18-6349
RM-Z450	05-07	18-6274	18-6309	18-6349
RM-Z450Z	05-07	18-6274	18-6309	18-6349

YAMAHA® ATV	YEAR	BOWL O-RING	CAP GASKET	FLOAT NEEDLE
YFZ450S~Y	04-09	18-6274	18-6309	18-6349

YAMAHA® ATV	YEAR	BOWL O-RING	CAP GASKET	FLOAT NEEDLE
WR250FN/FP	01-02	18-6274	18-6309	18-6349
WR250FR~FY	03-09	18-6274	18-6309	18-6349
YZ250FN/FP	01-02	18-6274	18-6309	18-6349
WR400FM	2000	18-6274	18-6309	18-6349
WR426FN/FP	01-02	18-6274	18-6309	18-6349
YZ426FM/FN/FP	00-02	18-6274	18-6309	18-6349
WR450FR~FY	03-09	18-6274	18-6309	18-6349
YZ450FR~FY	03-09	18-6274	18-6309	18-6349

KTM® ATV	YEAR	BOWL O-RING	CAP GASKET	FLOAT NEEDLE
450 SX-F	09-10	18-6274	18-6309	18-6349
450 XC	08-10	18-6274	18-6309	18-6349
505 SX-F	09-10	18-6274	18-6309	18-6349
525 XC	08-10	18-6274	18-6309	18-6349

KTM® DUALSPORT/ OFFROAD	YEAR	BOWL O-RING	CAP GASKET	FLOAT NEEDLE
250 SX-F	06-10	18-6274	18-6309	18-6349
250 XC-F, XCF-W	08-10	18-6274	18-6309	18-6349
400 EXC-G	06-07	18-6274	18-6309	18-6349
400 XC-W	09-10	18-6274	18-6309	18-6349
450 EXC, EXC-R	07-10	18-6274	18-6309	18-6349
450 SMR	07-09	18-6274	18-6309	18-6349
450 SX-F	07-10	18-6274	18-6309	18-6349
450 XC-F	08-10	18-6274	18-6309	18-6349
505 SX-F	08-09	18-6274	18-6309	18-6349
505 XC-F	08-09	18-6274	18-6309	18-6349
530 EXC USA, EXC-R USA	08-10	18-6274	18-6309	18-6349
560 SMR	2007	18-6274	18-6309	18-6349


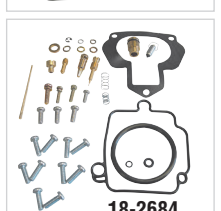



K&L ECONOMY CARBURETOR REPAIR KITS

Each kit contains float bowl gasket or float bowl o-ring, float needle or float valve assembly and o-rings to rebuild one OEM carburetor body. **Made in Japan. NOTE: DOES NOT INCLUDE JETS OR NEEDLES.**

DUCATI® STREET	GENUINE	VALUE
400SS Supersport	93-95	18-2456 18-2456V
M600 Monster	94-01	18-2456 18-2456V
600SS Supersport	94-98	18-2456 18-2456V
M750 Monster	96-01	18-2456 18-2456V
750SS Supersport	91-98	18-2456 18-2456V
M900 Monster	93-99	18-2456 18-2456V
900SS Supersport	91-98	18-2456 18-2456V

HONDA® STREET	GENUINE	VALUE
CMX250 - Rebel	96-06	18-4929
CB250 Nighthawk	91-07	18-4929
VTR250 Interceptor	88-90	18-5214
VF500F Interceptor	84-85	18-4934
VF500F Interceptor	86	18-4939
VT500C/F	83-86	18-4953
CB550K	77-78	18-4918
CB550SC Nighthawk 550	1983	18-2430
VT600C Shadow VLX	88-97	18-5104
VT600CD Shadow VLX	93-98	18-5104
VT600C/CD/CD2 Shadow	99-03	18-4873
CBR600F2	91-94	18-5394 18-5394V
CBR600F3	95-98	18-5216
CBR600F4	99-00	18-5216
XL600V Transalp	89-90	18-5235
CB650	79-80	18-5237
CB650C Custom	1980	18-5237
CB650SC Nighthawk	83-85	18-2430
CB700SC Nighthawk	84-85	18-2430
VF700C Magna	84-86	18-2432 18-2432V
VF700F Interceptor	84-85	18-2432 18-2432V
VT700C Shadow	84-86	18-5101
VT700C Shadow	1987	18-5102
CB750A Automatic	76-78	18-4918
CB750F/K	77-78	18-5126
CB750F/K	1979	18-9643
CB750 Nighthawk	91-03	18-2430
VF750C,CD,C2 Magna	94-03	18-5394 18-5394V
VFR750F Interceptor	94-97	18-5562
VF750C Magna	82-83	18-2431
VF750F Interceptor	83-84	18-2432 18-2432V
VF750S Sabre	82-83	18-2431
VT750C Shadow	1983	18-5101
VT750C Shadow	98-00	18-9348
VT750CD Shadow Deluxe	98-01	18-9348
VT750CD Shadow Deluxe	98-01	18-9348
VT750CD Shadow ACE	02-03	18-9348
VT750CDD Shadow ACE	02-03	18-9348
VT750C/CA/CD/C2/C2F	04-09	18-4928
VT750DC Shadow Spirit	02-03	18-9348
VT750DCA/DCB Shadow	05-07	18-9348
PC800 Pacific Coast	89-90	18-9346
PC800 Pacific Coast	94-98	18-9346
VT800C Shadow	1988	18-5102
CBR900RR	93-95	18-5216
CBR900RR	96-99	18-5293
CB1000	94-95	18-5394 18-5394V
CBR1000F	93-96	18-5293
VF1000F Interceptor	1984	18-5101
VF1000R Interceptor	85-86	18-5101
VTR1000F Superhawk	98-05	18-5219
CBR1100XX Blackbird	97-98	18-5295
ST1100/A	91-02	18-5299
ST1100P Police	2003	18-5299
VF1100C Magna	84-86	18-5101
VF1100S Sabre	84-85	18-5101
VT1100C Shadow	85-86	18-5101
VT1100C Shadow	87-89	18-5102
VT1100C/C2/C3 Shadow	95-07	18-5203
VT1100D2 Shadow	1999	18-5203
VT1100T Shadow	98-01	18-5203



EQUIPMENT & TOOLS

HARD PARTS

CARB & FUEL

IGNITION/ELECTRICAL

CONTROL

SUSPENSION

ACCESSORIES

MARINE

AUTOMOTIVE

EQUIPMENT & TOOLS	HONDA® ATV		GENUINE	VALUE
		TRX250TM Recon	02-12	18-9357
	TRX250 Fourtrax	97-01	18-9357	
	TRX250EX Sportrax	01-08	18-9357	
	TRX250TE Recon-ES	02-12	18-9357	
	TRX250X	09-12	18-9357	
	TRX300 Fourtrax 300	93-99	18-4924	
	TRX300	88-00	18-4923	
	TRX300 Fourtrax 300	01-06	18-4924	
	TRX300X	2009	18-4924	
	TRX350FE/FM/TE/TM	00-06	18-4922	
	TRX400FA/FGA Rancher AT	04-07	18-4922	
	TRX400FW	95-03	18-4923	
	TRX450FE/FM	02-04	18-4923	
	TRX450S/ES	98-01	18-4923	
	TRX500F Foreman	01-11	18-4922	
	TRX650FA/FGA Rincon	03-05	18-4927	
HARD PARTS	HONDA® DUALSPORT/OFFROAD		GENUINE	VALUE
		Z50R	79-99	18-9645
	XR50R	00-03	18-9645	
	CRF50F	04-16	18-9645	
	NX650	88-89	18-9646	
	XR650L	93-12	18-9646	
CARB & FUEL	HARLEY DAVIDSON®		GENUINE	VALUE
		H-D® Big twin & Sportster w/ Keihin carb	79-89	18-0583
	H-D® Big twin & Sportster w/ CV carb	88-06	18-0584	
IGNITION/ELECTRICAL	KAWASAKI® STREET		GENUINE	VALUE
		EL250B2/B3 Eliminator	88-89	18-2639
	EL250E1~E4 HS Eliminator	91-94	18-2639	18-2639V
	EX250E1/E2 Ninja 250R	86-87	18-2639	18-2639V
	EX250F Ninja	88-07	18-2639	18-2639V
	EX250J Ninja	08-12	18-2639	18-2639V
	KZ440A1/A2/A3/A4 LTD	80-83	18-2458	
	KZ440B1/B2	80-81	18-2458	
	KZ440D1~D5 LTD Belt	80-83	18-2458	
	KZ440G1 LTD	1982	18-2458	
	EN450A1~A6 454 LTD	85-90	18-2639	18-2639V
	EN500A1~A7 Vulcan 500	90-96	18-2639	18-2639V
	EN500C Vulcan 500 LTD	96-09	18-2639	18-2639V
	EX500A1~A7	87-93	18-2639	18-2639V
	EX500D1~D12 Ninja 500R	94-05	18-2639	18-2639V
	ZR550B Zephyr	90-93	18-2639	18-2639V
	ZL600A Eliminator	86-87	18-2639	18-2639V
	ZX600A Ninja 600R	85-87	18-2639	18-2639V
	ZX600B1 Ninja 600RX	1987	18-2639	18-2639V
	ZX600C1~C10 Ninja 600R	88-97	18-2639	18-2639V
	ZX600D1/D2/D3/D4 ZX-6	90-93	18-9337	
	ZX600E1~E10 Ninja ZX-6	93-02	18-9337	
	ZX600E11/E12 ZZR600	03-04	18-9337	
	ZX600F Ninja ZX-6R	95-97	18-9340	
	ZX600G1/G2 Ninja ZX-6R	98-99	18-5586	18-5586V
	ZX600J1~J3 Ninja ZX-6R	00-02	18-5586	18-5586V
	ZX600J4~J8 ZZR600	05-08	18-5586	18-5586V
	EJ650A W650	00-01	18-9360	
	VN700A Vulcan	1985	18-9341	
	ZN700A1/A2 LTD	84-85	18-2452	18-2452V
	KZ750E1/E2/E3	80-82	18-2452	18-2452V
	KZ750F1 LTD	1983	18-2452	18-2452V
	KZ750H1/H2/H3/H4 LTD	80-83	18-2452	18-2452V
	KZ750N1/N2 Spectre	82-83	18-2452	18-2452V
	VN750A Vulcan	86-06	18-9341	
	ZR750C1/C2/C3 ZR750	91-93	18-2639	18-2639V
	ZX750F1~F4 Ninja 750R	87-90	18-2639	18-2639V
	ZX750H1/H2 Ninja ZX-7	89-90	18-9338	
	ZX750J1/J2 Ninja ZX-7	91-92	18-9338	
	ZX750L1/L2/L3 Ninja ZX-7	93-95	18-9338	
	ZX750P1~P8 Ninja ZX-7R	96-03	18-9338	
	ZL900A1/A2 Eliminator	85-86	18-2639	18-2639V
	ZX900A1/A2/A3 Ninja	84-86	18-2639	18-2639V
	ZX900B1~B4 Ninja ZX-9R	94-97	18-9338	
	ZX900C1/C2 Ninja ZX-9R	98-99	18-9339	
	ZX900F1/F2 Ninja ZX-9R	02-03	18-9339	

EQUIPMENT & TOOLS	KAWASAKI® STREET		GENUINE	VALUE
		ZG1000A1~A20 Concours	86-06	18-2639
	ZL1000A1 Eliminator	1987	18-2639	18-2639V
	ZX1000A1/A2 Ninja 1000R	86-87	18-2639	18-2639V
	ZX1000B Ninja ZX-10	88-90	18-9338	
	ZR1100A1~A4 ZR1100	92-95	18-2639	18-2639V
	ZR1100C ZRX1100	99-00	18-9342	
	ZX1100C1~C4 Ninja ZX-11	90-93	18-9339	
	ZX1100D1~D9 Ninja ZX-11	93-01	18-9339	
	ZX1100E/F GPz1100	95-97	18-9342	
	ZR1200A ZRX1200R	01-05	18-9342	
	ZX1200C1-C3 ZZR1200	02-05	18-9339	
	ZG1200A1 Voyager XII	1986	18-2639	18-2639V
	ZG1200B1~B17 Voyager XII	87-03	18-2639	18-2639V
	VN1500A/B/C Vulcan	88-99	18-9347	18-9347V
	VN1500D/E Vulcan1500 Classic	96-04	18-9360	
	VN1500G Vulcan1500 Drifter	99-01	18-9360	
HARD PARTS	KAWASAKI® ATV		GENUINE	VALUE
		KFX80	03-06	18-9650
	KEF300A/B Lakota 300	95-03	18-2639	18-2639V
	KLF300A/B/C Bayou	86-04	18-2639	18-2639V
	KVF300A/B Prairie	99-02	18-2639	18-2639V
	KVF360A/B/C Prairie 360	03-04	18-2639	18-2639V
	KSF400A1/A2/A3 KFX400	03-05	18-9314	
	KVF650 Prairie	02-03	18-4933	
	KVF650 Brute Force	05-11	18-4933	
	KSV700A/B/C KFX700	04-09	18-4933	
	KVF700 Prarie	04-06	18-4933	
	KRF750 Teryx	2008	18-4933	
	KVF750A/B/C Brute Force	05-07	18-4933	
CARB & FUEL	KAWASAKI® DUAL SPORT/OFFROAD		GENUINE	VALUE
		KX125	99-00	18-2568
	KLX250D KLX250R	94-96	18-2639	18-2639V
	KL250 KLR250	85-05	18-2639	18-2639V
	KLX250S	06-07	18-2639	18-2639V
	KLX250S	09-10	18-2639	18-2639V
	KLX250SF	09-10	18-2639	18-2639V
	KX250	99-07	18-2568	
	KLX300A2~A10 KLX300R	97-05	18-2639	18-2639V
IGNITION/ELECTRICAL	KTM® OFFROAD		GENUINE	VALUE
		125/150SX	09-15	18-2502
	150XC	10-15	18-2502	
	200XC-W	07-14	18-2502	
	250SX	03-15	18-2502	
	250SXS	03-05	18-2502	
	250XC/XC-W	06-14	18-2502	
	300XC	04-09	18-2502	
	300MXC	04-05	18-2502	
	300XC/XC-W	06-14	18-2502	
CONTROL	POLARIS® ATV		GENUINE	VALUE
		250 Scrambler	85-86	18-9386
	250 Cyclone	1987	18-9386	
	250 Trail Boss	85-99	18-9386	
	250 Trail Boss 4X4	87-92	18-9386	
	250 Trail Boss 2X4	88-93	18-9386	
	250 Big Boss 4X6/6x6	89-92	18-9386	
	250 Trail Blazer	90-01	18-9386	
	250 Big Boss 6X6	91-93	18-9386	
	250 2X4/4X4/6X6	1993	18-9386	
	300 2X4/4X4/6X6	94-95	18-9386	
	300 Xplorer	96-01	18-9386	
	300 Xpress	96-99	18-9386	
	350L Trail Boss 2X4/4X4	90-93	18-9386	
	350L 2X4/4X4/6X6	1993	18-9386	
	400 Xpress	96-97	18-9386	
SUSPENSION	SUZUKI® STREET		GENUINE	VALUE
		GSZ250	99-09	18-5059
	DR-Z400S Dualsport	02-12	18-5120	
	DR-Z400SM Supermoto	05-09	18-5120	
	GS500E	89-00	18-9310	18-9310V
	GS500F	04-09	18-5059	

SUZUKI® STREET		GENUINE	VALUE
GSF600S Bandit	96-03	18-2639	
GSX-R600V/W/X/Y	97-00	18-9308	
GSX600F Katana	88-89	18-5066	
GSX600F Katana	90-97	18-5060	18-5060V
GSX600F Katana	98-06	18-5061	
RF600R	93-95	18-9306	
LS650 Savage	86-88	18-5064	
LS650 Savage	95-12	18-5064	
SV650/S	99-02	18-5068	
VS700 Intruder (Front)	86-87	18-5049	
VS700 Intruder (Rear)	86-87	18-5050	
GSX750F Katana	89-97	18-5060	18-5060V
GSX750F Katana	98-06	18-5082	18-5082V
GSX-R750J/K/L	88-90	18-9309	
GSX-R750M/N	91-92	18-9311	
*49 STATES ONLY, NOT FOR CALIFORNIA MODELS.			
GSX-R750	93-95	18-9311	
*49 STATES ONLY, NOT FOR CALIFORNIA MODELS.			
GSX-R750T/V	96-97	18-9308	
VS750 Intruder (Front)	88-91	18-5049	
VS750 Intruder (Rear)	88-91	18-5050	
VL800 Volusia	01-04	18-5113	
VS800GL Intruder/S50 (Front)	92-09	18-5106	
VS800GL Intruder/S50 (Rear)	92-09	18-5107	
VX800 (Front)	90-93	18-5124	
VX800 (Rear)	90-93	18-5125	
VZ800 Marauder/M50 (Front)	97-04	18-5106	
VZ800 Marauder/M50 (Rear)	97-04	18-5107	
RF900R	93-96	18-9306	
GSX1100F Katana	88-93	18-9336	
GSX1100G Shaft	91-93	18-9310	18-9310V
GSX-R1100G/H/J	86-88	18-5066	
GSX-R1100WP/WR	93-94	18-9327	
GSX-R1100W	95-98	18-5090	
GSF1200 Bandit	97-00	18-5090	
GSF1200 Bandit	01-06	18-5082	18-5082V
VS1400 Intruder (Front)	87-92	18-5124	
VS1400 Intruder (Rear)	87-92	18-5125	
VS1400 Intruder/S83 (Front)	93-09	18-5106	
VS1400 Intruder/S83 (Rear)	93-09	18-5107	
VL1500 Intruder	98-04	18-9308	
SUZUKI® ATV		GENUINE	VALUE
LT80	92-06	18-9650	
ALT185	85	18-9665	
LT185	84-87	18-9665	
LT250R Quadracor	85-92	18-2437	
LT-F250 2WD	01-02	18-4916	
LT-F250F 4WD	00-02	18-4916	
LT-Z250 QuadSport	04-09	18-4935	
LT-F300F 4WD	00-02	18-4916	
LT-F400F Eiger 4WD	02-10	18-4940	
LT-Z400K QuadSport	03-05	18-9314	
LT-A500F	98-02	18-4914	
LT-F500F	03-07	18-4910	
LT-V700F Twin Peaks	04-05	18-4933	
SUZUKI® DUAL SPORT/OFFROAD		GENUINE	VALUE
DR-Z125	03-13	18-9657	
DR-Z125L	03-13	18-9657	
RM125E/F/G	84-86	18-2437	
RM125K/L/M/N/P	89-93	18-2552	
RM250K/L/M/N	89-92	18-2552	
RM250	01-08	18-2568	
RMX250K/L/M/N	89-92	18-2552	
DR250S DualSport	90-93	18-9310	18-9310V
DR250SE DualSport	94-95	18-9310	18-9310V
DR350S DualSport	90-93	18-9310	18-9310V
DR350SE DualSport	94-99	18-9310	18-9310V
DR350 Calif (E33)	97-99	18-9310	18-9310V
DR-Z400S DualSport	02-12	18-5120	
DR-Z400SM Supermoto	05-09	18-5120	

TRIUMPH® STREET		GENUINE	VALUE
Daytona 750	92-93	18-2450	
Bonneville T100	02-05	18-2457	18-2457V
America	02-07	18-2457	18-2457V
Scrambler	06-08	18-2457	18-2457V
Speedmaster	02-07	18-2457	18-2457V
Sprint (to eng # 55880)	93-98	18-2450	
Sprint (eng # 55881 on)	93-98	18-2457	18-2457V
Sprint Calif. (to eng # 55615)	93-98	18-2450	
Sprint Calif. (eng # 55616 on)	93-98	18-2457	18-2457V
Legend TT	98-01	18-2457	18-2457V
Thunderbird 885 (to eng #62392)	95-14	18-2450	
Thunderbird 885 (eng #62507 on)	95-14	18-2457	18-2457V
Tiger 885 (to eng# 55615)	93-98	18-2450	
Tiger 885 (eng# 55616 on)	93-98	18-2457	18-2457V
Thunderbird Sport	98-03	18-2457	18-2457V
Adventurer 900 (to eng # 62506)	96-01	18-2450	
Adventurer 900 (eng #62507 on)	96-01	18-2457	18-2457V
Trident 900 (to eng # 55880)	91-98	18-2450	
Trident 900 (eng # 55881 on)	91-98	18-2457	18-2457V
Trident 900 Calif. (to eng # 55615)	91-98	18-2450	
Trident 900 Calif. (eng # 55616 on)	91-98	18-2457	18-2457V
Trophy 900 (to eng # 55880)	91-04	18-2450	
Trophy 900 (eng # 55881 on)	91-04	18-2457	18-2457V
Trophy 900 Calif. (to eng # 55615)	91-04	18-2450	
Trophy 900 Calif. (eng # 55616 on)	91-04	18-2457	18-2457V
ThruXton 900	04-07	18-2457	18-2457V
Daytona 1000	92-93	18-2450	
Daytona 1200	93-06	18-2450	
YAMAHA® STREET		GENUINE	VALUE
XV250 Route 66	88-90	18-5171	18-5171V
XV250 Virago	95-07	18-5171	18-5171V
XV250 V-Star	08-12	18-5171	18-5171V
XS500C/D	76-77	18-2469	
XV535 Virago	89-01	18-4847	18-4847V
XJ550 Maxim/Seca	81-83	18-5099	
FJ600L/LC/N/NC	84-85	18-5105	
FZ600	86-88	18-5202	
FZR600	89-99	18-5229	
XJ600 Seca II	93-98	18-5129	
YX600 Radian	86-90	18-5202	
YZF600R	97-07	18-5578	
XJ650 Maxim/Seca	80-83	18-5111	
XS-1	70-71	18-2469	
TX650 XS-2	72-74	18-2469	
XS650B/C/D/E/F/2F	75-79	18-2469	
XVS650 V-Star	97-11	18-5171	18-5171V
FZ700	1987	18-5204	
FZX700 Fazer	85-86	18-5204	
XJ700N Maxim	85-86	18-5111	
(Hitachi carbs)			
FZ750	85-86	18-5204	
FZ750	1988	18-5204	
TX750/A	73-74	18-2469	
XJ750 Maxim/Seca	82-83	18-5111	
XV750 Virago	88-97	18-5185	
TDM850	92-93	18-5184	
FZR1000	89-95	18-5184	
FZS1000 Fazer FZ1	01-05	18-5189	
YZF-R1	98-01	18-5582	
XV1100 Virago	88-99	18-5185	
XVS1100 V-Star	99-06	18-5192	
FJ1100 L/LC/N/NC	84-87	18-5109	
FJ1200S/SC/T/TC	86-87	18-5109	
FJ1200S/SC/T/TC	88-92	18-5201	
V-Max1200	85-07	18-2879	18-2879V
XVZ1300 Venture	86-93	18-2879	18-2879V
XVZ13 Royal Star Tour Deluxe	05-10	18-5191	
XVZ13 Royal Star Venture	99-13	18-5191	
XV1600 Road Star	99-03	18-5188	
XV1700 Road Star	04-07	18-5188	
YAMAHA® ATV / SXS		GENUINE	VALUE
YFM125R Raptor	11-12	18-2671	

EQUIPMENT & TOOLS

HARD PARTS

CARB & FUEL

IGNITION/ELECTRICAL

CONTROL

SUSPENSION

ACCESSORIES

MARINE

AUTOMOTIVE

EQUIPMENT & TOOLS	YAMAHA® ATV / SXS		GENUINE	VALUE
	YFM250R Raptor	08-12	18-2671	
	YFM250X Beartracker 2WD	99-04	18-9343	
	YFM350 Bruin	04-05	18-9358	
	YFM350A/FA 2WD/4WD	04-06	18-9358	
	YFM350F Wolverine	96-05	18-9343	
	YFM350FWB Big Bear 4WD	97-99	18-9343	
	YFM350FX Wolverine	96-05	18-9343	
	YFM350G/FG 2WD/4WD	07-11	18-9358	
	YFM350U Big Bear 2WD	1999	18-9343	
YFM350X Wolverine 2WD	06-07	18-9358		
YFM400 Big Bear 2WD	00-04	18-9358		
YFM400A Kodiak 2WD	00-04	18-9358		
YFM400F Big Bear 4WD	00-11	18-9358		
YFM400FA Kodiak 4WD	00-06	18-9358		
YFM400FG Grizzly	07-08	18-9358		
YFM400FW Kodiak 4WD	93-95	18-2684		
YFM400FW Kodiak	1999	18-9358		
YFM450F Kodiak	03-06	18-9358		
YFM450FG Grizzly	08-11	18-9358		
YFM450FX Wolverine	06-10	18-9358		
YXR450 Rhino	06-08	18-9390		
YFM600F Grizzly	98-01	18-9387		
YFM660F Grizzly	02-06	18-9353		
YFM660R Raptor 660R	01-06	18-9344		
YXR660 Rhino	04-07	18-9391		

HARD PARTS	YAMAHA® DUAL SPORT/OFFROAD		GENUINE	VALUE
	TTR-50E	06-09	18-9673	
	PW80	83-06	18-9686	
	YZ85	02-11	18-2531	
	TTR-90	00-04	18-9680	
	TTR-90E	04-05	18-9680	
	TTR-110E	11-17	18-9682	
	TTR125/L	08-14	18-9345	
	YZ125W/A/B/D1/E1	89-93	18-2552	
	YZ125	99-13	18-2558	
TTR225	99-04	18-9343		
XT225 Serow	92-00	18-9343		
XT225 Dualsport	01-07	18-9343		
TM200	01-17	18-9685		
XT250	08-12	18-9685		
WR250ZB	1991	18-2552		
YZ250W	89-93	18-2552		
YZ250 2-Stroke	00-13	18-2568		
XT550 Dualsport	82-83	18-5142		
TT600	84-85	18-5142		
XT600 Dualsport	84-89	18-5142		
XT600 Dualsport	90-95	18-5144		

K&L "PRO" CARB REPAIR KITS
 Each kit contains all necessary gaskets, o-rings, float valve assembly or float needle and jets to rebuild one OEM carburetor body.

Made in Japan. IMPORTANT NOTE: MANY KITS HAVE MULTIPLE APPLICATIONS BUT THE JETS AND JET NEEDLES PROVIDED MAY NOT BE THE RIGHT SIZES FOR THE APPLICATION. ALWAYS CHECK AND VERIFY ALL JET SIZES BEFORE INSTALLATION.

ACCESSORIES					
	18-2684	18-4179	18-2433	18-4199	
	MARINE				
		18-4190	18-5230	18-2579	18-4847
AUTOMOTIVE					
		18-2405	18-2417	18-9272	18-2430



ARCTIC CAT® ATV		GENUINE	VALUE
250 2x4/4x4	02-05	18-0590	
300 2x4	01-03	18-0591	
300 4x4	01-05	18-0591	
500 4x4/AUTO	05-07	18-0596	
650 H1 4x4	05-06	18-0597	

BOMBARDIER® ATV		GENUINE	VALUE
Outlander 400	03-07	18-0572	
Quest 500	02-04	18-0573	
Traxter 500 XT	01-05	18-0574	
Traxter 500 MAX	03-04	18-0574	
Traxter 500 XL	2004	18-0574	
Traxter 500 5-Speed	2005	18-0574	
DS650	02-07	18-0576	

HONDA® STREET		GENUINE	VALUE
CB175K6/K7 Super Sport	72-73	18-2412	
CL175K6/K7 Scrambler	72-73	18-2412	
CB/CL350K/K1~K4/G	68-73	18-2416	18-2416V
CB350F/F1 (4-cylinder)	72-74	18-2417	18-2417V
CB360G (2-cylinder)	1974	18-2418	18-2418V
CB450K1~K4 Super Sport	68-71	18-2419	
CL450K2/K3/K4 Scrambler	69-71	18-2419	
CB500/K1/K2 (4 cylinder)	71-73	18-2420	18-2420V
CX500	78-79	18-2571	
CX500C Custom	1979	18-2571	
CX500D Deluxe	1979	18-2571	
CB550F	75-77	18-2402	18-2402V
CB550K0/K1	74-75	18-2422	18-2422V
CB550K	1976	18-2422	18-2422V
CB650 (CV Carbs)	81-82	18-2572	
CB750A	76-78	18-2426	
CB750C Custom	80-81	18-2554	18-2554V
CB750K3/K4/K5	73-75	18-2421	
CB750K	1979	18-2573	
CB750K	80-82	18-2554	18-2554V
CB750L LTD	1979	18-2573	
CB900F Super Sport	81-82	18-2574	18-2574V
CBX1000 (six cylinder)	81-82	18-2570	18-2570V
GL1000	1975	18-2907	18-2907V
GL1000 Goldwing	1976	18-2910	18-2910V
GL1000L Goldwing LTD	1976	18-2910	18-2910V
GL1000 Goldwing	1977	18-2911	18-2911V
GL1000 Goldwing	78-79	18-2576	18-2576V
GL1100 Goldwing	80-83	18-2575	18-2575V
GL1100A Aspencade	82-83	18-2575	18-2575V
GL1100I Interstate	80-83	18-2575	18-2575V
GL1200 Goldwing	1984	18-4345	18-4345V
GL1200A Goldwing	84-85	18-4345	18-4345V
GL1200I Goldwing	84-85	18-4345	18-4345V
GL1500 Goldwing	88-91	18-2688	18-2688V
GL1500 Goldwing	92-94	18-2689	18-2689V
GL1500 Goldwing	95-00	18-2690	18-2690V

HONDA® ATV	GENUINE	VALUE
ATC70	78-85	00-2439
ATC90	70-78	00-2440
TRX90	93-98	18-65664
TRX90	99-05	18-4101
TRX90EX	07-08	18-4104
TRX90X	09-12	18-4104
ATC110	79-83	00-2441
ATC110	84-85	18-65665
ATC125M	84-85	18-4197
ATC185/S	80-83	00-2442
ATC200/E/M	82-84	00-2443
ATC200S	84-86	18-4190
ATC200S	86-87	18-65666
ATC200X	83-85	18-65667
ATC250ES/SX	1985	18-4192
ATC250ES Big Red	86-87	18-2553
ATC250R	81-82	18-65668
ATC250R	83-84	18-65669
ATC250R	85	18-65670
ATC250SX	86-87	18-2553
FL250R Odyssey	77-84	00-2438
TRX250 Fourtrax 250	86-87	18-2553
TRX250	1985	18-4194
TRX250/ES	97-02	18-4178
TRX250X Fourtrax 250X	87-92	18-4924
TRX250TE/TM	06-09	18-65655
TRX250EX	06-08	18-65656
TRX300 Fourtrax 300	88-91	18-9270
TRX300EX Fourtrax 300EX	93-08	18-4924
18-9272 DOES NOT WORK ON CALIF. APPLICATIONS		
TRX300FW Fourtrax 300 4x4	88-91	18-9270
TRX300FW Fourtrax(2 & 4WD)	92-00	18-9304
ATC350X	1985	18-2446
TRX350 Fourtrax 4x4, Foreman	86-89	18-9307
TRX350 Rancher	00-03	18-0384
TRX400EX Fourtrax 400EX	99-03	18-9312
TRX400EX	05-08	18-4105
TRX400FA/FGA	04-05	18-65660
TRX400FW Fourtrax Foreman	95-01	18-9305
TRX450R	04-05	18-65663
TRX450R	06-09	18-4106
TRX450ER	06-14	18-4106
TRX450S/ES Fourtrax Foreman	98-01	18-9313
TRX500	01-04	18-65659
TRX500TM	05-07	18-65662
TRX500FA/FGA	05-09	18-65657
TRX650FA/FGA	03-05	18-65661

HONDA® DUAL SPORT/OFFROAD	GENUINE	VALUE
Z-50A/AK1/AK2	68-71	18-2405
Z-50R	92-99	18-5644
XR-50R	00-03	18-5643
CRF50F	04-12	18-5643
XR70R	97-05	18-5648
CRF70F	06-12	18-5647
XR75K1/K2	73-75	18-2406 18-2406V
XR80	79-84	18-5652 18-5652V
XR80R	84-86	18-5652 18-5652V
XR80R	87-99	18-5651 18-5651V
CRF80F	06-12	18-5649
CR80R	96-02	18-2587
CR85R/CR85R "Expert"	03-04	18-2514
CR85R/CR85R "Expert"	05-07	18-2515
CT90K0	66-68	18-2408
XR100R	01-02	18-5658
CRF100F	03-05	18-5658
CRF100F	06-12	18-5657
CRF150F	03-05	18-5659
CRF150F	06-12	18-5660
XR200R	86-97	18-5666
XR200R	98-02	18-5668
CRF230F	03-05	18-5669
CRF230F	06-12	18-5670
CRF230L	08-09	18-65658
XR250R	86-95	18-5672
XR250R	96-04	18-5673
XR400R	96-97	18-2533

HONDA® DUAL SPORT/OFFROAD	GENUINE	VALUE
XR400R	98-04	18-2541
CRF450R	02-04	18-65671
CRF450R	07-08	18-65672
CRF450X	05-06	18-65673
XR600R	92-00	18-5674 18-5674V
XR650R	00-06	18-5677
XR650L Dualsport	93-09	18-5678

KAWASAKI® STREET	GENUINE	VALUE
KZ400A2/B1/C1	1978	18-2447 18-2447V
KZ400D4	1977	18-2447 18-2447V
H1500/A/B/C (2-strk triple)	69-72	18-2449
KZ550A1/A2/A3	80-82	18-2462
KZ550A4	1983	18-2461 18-2461V
KZ550C1/C2/C3/C4 LTD	80-83	18-2462
KZ550D1 GPz	1981	18-2462
KZ550F1/F2 Spectre & LTD	83-84	18-2461 18-2461V
KZ550H1/H2 GPz	82-83	18-2461 18-2461V
KZ550M Ltd	1984	18-2461 18-2461V
ZX550A1/A2 GPz	84-85	18-2461 18-2461V
KZ650B1/B2/B2A	77-78	18-2429 18-2429V
KZ650C1/C2 Custom	77-78	18-2429 18-2429V
KZ650D1/D1A SR	1978	18-2429 18-2429V
KZ700A1	1984	18-2902 18-2902V
H2B/C-750 (2-strk triple)	74-75	18-2448
KZ750B1/B2/B3/B4 (twin)	76-79	18-2464
KZ750R1 GPz	1982	18-2902 18-2902V
KZ750L3	1983	18-2902 18-2902V
ZX750A1/A2/A3 GPz	83-85	18-2902 18-2902V
Z1/Z1A/Z1B-900	73-75	18-2451 18-2451V
KZ900A4/A5	76-77	18-2453
KZ900B1 LTD	1976	18-2453
KZ1000A1/A2	77-78	18-2608 18-2608V
KZ1000A3	1979	18-2610 18-2610V
KZ1000A4	1980	18-2611
KZ1000B1/B2 LTD	77-78	18-2608 18-2608V
KZ1000B3 LTD	1979	18-2610 18-2610V
KZ1000B4 LTD	1980	18-2611
KZ1000C1/C1A Police	1978	18-2608 18-2608V
KZ1000C3/C4 Police	80-81	18-2611
KZ1000D3 Z1R	1980	18-2611
KZ1000E1/E2 Shaft ST	79-80	18-2610 18-2610V
KZ1000J1/J2	81-82	18-2436 18-2436V
KZ1000K1/K2/M1/M2 LTD	81-82	18-2436 18-2436V
KZ1000P Police	82-05	18-2455
KZ1000R1/R2 Replica	82-83	18-2436 18-2436V
KZ1100A1/A2/A3 Shaft	81-83	18-2900 18-2900V

KAWASAKI® DUAL SPORT/OFFROAD	GENUINE	VALUE
KX80L3/N3 "Big Wheel"	91-97	18-2527
KX80W1-W3 "Big Wheel"	98-00	18-2529
KX85	01-05	18-65688
KLX110/L	02-05	18-9325
KLX110/L	06-09	18-9326
KLX125A/B	03-05	18-9329
KX125	03-04	18-65684
KX125	01-02	18-65685
KLX140/L	08-16	18-65680
KL250	87-05	18-65678
KLX250S	09-12	18-65676
KX250	00-04	18-65686
KX450F	06-08	18-65687
KL650A KLR650	87-07	18-9394 18-9394V
KL650E KLR650	08-11	18-9396

KAWASAKI® ATV	GENUINE	VALUE
KSF50	03-06	18-65682
KSF80A1/A2/A3 KFX80	03-05	18-9335
KLF220A Bayou 4x4	88-97	18-9278
KLF250A Bayou 4x4	04-11	18-9293
KSF250A1~A16 Mojave	87-02	18-2685
KLF300	89-93	18-65675
KLF300	95-03	18-65679
KVF300	99-02	18-65677
KLF400 Bayou	93-95	18-0385
KLF400 Bayou	96-99	18-0386
KSF400	03-06	18-65681

EQUIPMENT & TOOLS
HARD PARTS
CARB & FUEL
IGNITION/ELECTRICAL
CONTROL
SUSPENSION
ACCESSORIES
MARINE
AUTOMOTIVE

EQUIPMENT & TOOLS

KAWASAKI® ATV		GENUINE	VALUE
KVF400 Prarie	99-02	18-9184	
KVF650 Brute Force	02-09	18-9186	
KVF700 Brute Force	04-06	18-9186	
KSV700 KFX700	04-09	18-9187	
KVF750	05-07	18-65683	

HARD PARTS

KTM® OFFROAD (2-STROKE)		GENUINE	VALUE
KTM 85 SX	03-11	18-2454	
KTM 125 SX	98-05	18-2471	
KTM 125 EXC/MXC	98-00	18-2471	
KTM 125 EXC/MXC	01-05	18-2595	
KTM 200 (All)	98-05	18-2595	
KTM 250 SX	94-95	18-2548	
KTM 250 (All)	96-03	18-2595	
KTM 250 EXC	04-05	18-2539	
KTM 250 SX	04-05	18-2498	
KTM 250 SX-F	05-10	18-65726	
KTM 250 XC/XC-W	2006	18-2498	
KTM 300 EXC/MXC	94-95	18-2548	
KTM 300 (All)	96-03	18-2595	
KTM 300 EXC/MXC	04-05	18-2539	
KTM 300 XC/XC-W	2006	18-2539	
KTM 360 (All)	96-97	18-2595	
KTM 380 (All)	98-03	18-2595	
KTM 450EXC-G	04-05	18-65728	
KTM 450EXC-G	06-10	18-65727	
KTM 525X	03-04	18-65729	

CARB & FUEL

POLARIS® ATV		GENUINE	VALUE
250 Series, 2 & 4WD	89-99	18-0392	
300 Series, 2 & 4WD	94-95	18-0393	
350 Series, 2 & 4WD	92-93	18-0396	
400 Series, 2 & 4WD	94-95	18-0397	
Magnum 330 2x4	03-05	18-0460	
Magnum 330 4x4	03-06	18-0460	
Trailblazer 330	08-11	18-0460	
Trailboss 330	03-11	18-0460	
Scrambler 500 2x4	01-02	18-0461	
Scrambler 500 4x4	98-02	18-0461	
Sportsman 500	01-02	18-0461	
Predator 500	03-07	18-0462	
Outlaw 500	06-07	18-0462	
Scrambler 500 2x4	03-05	18-0463	
Scrambler 500 4x4	03-09	18-0463	
Sportsman 500	99-00	18-0468	
Magnum 500	00-02	18-0468	
Sportsman 700	02-06	18-0469	

IGNITION/ELECTRICAL

CONTROL

SUSPENSION

ACCESSORIES

MARINE

AUTOMOTIVE

SUZUKI® STREET		GENUINE	VALUE
GS550B/C/EC	77-78	18-2585	
GS550ET/LT/LX/LZ	80-82	18-2589	
GS550MZ	1982	18-2589	
GS550TX	1981	18-2589	
DR650SE Dualsport	96-14	18-9361	18-9361V
GS650GX/GZ/GD	81-83	18-2584	18-2584V
GS650GLX/GLZ/GLD	81-83	18-2584	18-2584V
GS650MD Katana	1983	18-2584	18-2584V
GS750B/C/EC/N/EN/LN	77-79	18-2466	
GS750ET/EX/EZ	80-82	18-2592	18-2592V
GS750S Katana	1983	18-2593	
GS750LT/LX	80-81	18-2592	18-2592V
GS750TZ/TD	82-83	18-2592	18-2592V
GT750L/M/A/B 2-stroke	74-77	18-2465	
GS850GT/GX/GZ/GD	80-83	18-2591	18-2591V
GS850GL	80-83	18-2591	18-2591V
GS1000C/EC/N/EN	78-79	18-2583	18-2583V
GS1000GT/GLT/GX/GLX	80-81	18-2582	18-2582V
GS1000ET/ST	1980	18-2582	18-2582V
GS1100E	80-83	18-2590	18-2590V
GS1100E/ES	1983	18-2593	
GS1100GZ/GLZ/GD/GLD	82-83	18-2590	18-2590V
GS1100GKZ/GK2/GKD	82-83	18-2590	18-2590V
GS1100LT	1980	18-2590	18-2590V
GS1100S Katana	1983	18-2593	

SUZUKI® ATV		GENUINE	VALUE
LTA50	02-05	18-65689	
LT-Z50	06-09	18-0506	

SUZUKI® ATV		GENUINE	VALUE
LT-80 Quadrunner	96-04	18-9335	
ALT/LT125	83-87	18-4198	
LT160E	89-92	18-0509	
LT-F160	91-00	18-0509	
LT185	84-87	18-65693	
LTF230G/H	86-87	18-2679	
LT-F230 Quadrunner	85-88	18-2679	
LT250RF	85-86	18-65699	
LT250R	88-92	18-65694	
LT-F250 LT4WD	90-96	18-0387	
LTF250	97-01	18-65691	
LTZ250	04-08	18-65695	
LFT300F	00-02	18-65696	
LT4WD King Quad	91-98	18-0388	
LT-A400F Eiger Auto 4x4	02-07	18-0512	
LT-F400F Eiger 4x4	02-07	18-0512	
LTZ400	03-08	18-65697	
LTF500F	98-02	18-65700	
LTF500	04-07	18-65692	

SUZUKI® DUAL SPORT/OFFROAD		GENUINE	VALUE
RM85	02-04	18-65702	
DR-Z125/L	03-05	18-9329	
RM125K2	01-06	18-65701	
DR200SE	96-09	18-65690	
DR350SE	94-96	18-65698	

YAMAHA® STREET		GENUINE	VALUE
RD350/A/B	73-75	18-2445	
XS1/XS1B-650	70-71	18-2433	
XS650SE/SE II Special	1978	18-5140	
XS650SF/SG Special	79-80	18-5140	
XS650H Special II	1981	18-5143	
XS650SH/SJ/SK Special	81-83	18-5143	
XV700L/LC/N/NC Virago	84-85	18-2414	18-2414V
XV700S/SC/T/TC Virago	86-87	18-2414	18-2414V
XS750D/2D (triple)	1977	18-2579	
XS750E/SE/F/SF (triple)	78-79	18-2662	
XV750H/J/K Virago	81-83	18-2577	
XV750MK Midnight	1983	18-2577	
XV750U Virago	88-95	18-2599	
XV750H Virago	96-97	18-2599	
XS850G/H (triple)	80-81	18-5112	18-5112V
XS850LG/LH Midnight	80-81	18-5112	18-5112V
XS850SG/SH Special	80-81	18-5112	18-5112V
XV920J Virago	1982	18-2578	
XV920RH/RJ	81-82	18-2578	
XV1000L Virago	84-85	18-5230	
XS1100E	1978	18-2555	18-2555V
XS1100SE Special	1978	18-2555	18-2555V
XS1100F	1979	18-2581	
XS1100SF Special	1979	18-2581	
XS1100LG/LH Special	80-81	18-2606	18-2606V
XS1100SG Special	1980	18-2559	
XS1100SH Special	1981	18-2606	18-2606V
XV1100S/SC/T/TC Virago	86-87	18-2409	
XV1100U/UC~L/LC Virago	88-99	18-2596	18-2596V
XV1100SH/SHC/SJ/SJC	96-97	18-2596	18-2596V
XV1100SK Virago	1998	18-2596	18-2596V

YAMAHA® DUAL SPORT/OFFROAD		GENUINE	VALUE
PW50	85-06	18-9560	
TT-R50	06-09	18-9561	
TT-R50E	12-15	18-65712	
PW80	91-06	18-9562	
YZ80	97-01	18-9563	
YZ80	02-04	18-65725	
YZ85	02-11	18-2531	
TT-R90	00-05	18-9567	
TT-R90E	06-07	18-9568	
TT-R125 /L	00-07	18-9331	
TT-R125/EL/LE	08-15	18-65711	
YZ125V	05-08	18-65721	
TW200/E	87-00	18-65706	
TW200	01-11	18-65707	
TT-R225	00-04	18-65730	
XT225	92-07	18-65708	

YAMAHA® DUAL SPORT/OFFROAD		GENUINE	VALUE
XT250 Dualsport	08-12	18-9569	
YZ250	02-04	18-65722	
YZ400F	98-99	18-9572	
WR450F	05-06	18-65713	
WR450F	07-09	18-65714	
YZ450F	03-04	18-65723	
YZ450F	07-08	18-65724	
YAMAHA® ATV		GENUINE	VALUE
YFM50R	04-08	18-65718	
YFM80	92-04	18-4199	
YFM90R	09-13	18-65720	
YFA-1 Breeze	91-99	18-2638	
YFA-1 Breeze (49 State)	00-04	18-2638	
YFA-1 Breeze (Calif models)	00-04	18-2640	
YFM125G Grizzly	04-06	18-2640	
YFM125G Grizzly	07-13	18-2594	
YFS200 Blaster	88-05	18-2658	
YFM200	86-89	18-4203	
YFB250 Timberwolf	92-00	18-2686	
YFB250U	96-98	18-65715	
YFM250W/A/B Moto-4	89-91	18-2686	
YFM250B	05-09	18-65716	
YFM250R	08-09	18-65717	
YFM250XL BEAR TRACKER	99-04	18-65709	
YFM350ER	89-93	18-4179	
YFM350ERT Moto-4	87-95	18-2684	
YFM350FW Big Bear 4WD	89-97	18-2684	
YFM350FX	01-05	18-65705	
YFM350R Raptor	04-11	18-2687	
YFM350X Warrior	88-02	18-0389	
YFZ350 Banshee	87-05	18-2691	
YFM400 Big Bear 400	00-06	18-4207	
YFM400F Kodiak 400	96-98	18-4205	
YFM450FAR KODIAK	03-04	18-65710	
YFZ450/S	04-09	18-4303	
YXR450F	06-09	18-65703	
YFM600FWAK GRIZZLY	98-00	18-65719	
YFM660F Grizzly	06-08	18-4308	
YFM660FASEV	04-07	18-65704	
YFM660R Raptor*	01-04	18-4212	

*18-4212 INCLUDES COMPONENTS TO REBUILD TWO CARBURETORS

K&L CARBURETOR FLOAT & PIN KIT

Carb Float and Carb Float Pin. **Made in Japan.** Sold as a 2 piece set.



HARLEY DAVIDSON®		
18-99451	27576-92	Carb Float
FXST	92-06	
FLST	92-06	
FXD	92-06	
FLT	92-06	
XL	92-06	
KAWASAKI® STREET		
18-1947	16031-1009	Carb Float
	92043-1066	Carb Float Pin
KZ550A		82-83
KZ550C LTD		80-83
KZ550D Gpz		1983
18-1949	16031-030	Carb Float
	16032-008	Carb Float Pin
KZ750B		76-79
KZ750G LTD II		1980
18-1948	16031-1018	Carb Float
	92043-1112	Carb Float Pin
KZ550A		1983

KZ550F Spectre		1983
KZ550F LTD		1984
KZ550H Gpz		82-83
KZ550M LTD		1983
ZX550A Gpz		84-86
18-2609	16031-1013	Carb Float Mikuni Carbs
	16032-008	Carb Float Pin
KZ650H2/H3 CSR		82-83
KZ700A1		1984
KZ750K1/K2 LTD (2-cylinder)		83-84
KZ750L3		1983
KZ750M1 CSR (2-cylinder)		1982
KZ750R1 GPz		1982
ZX750A1/A2/A3 GPz		83-85
KZ1000J1/J2/J3		81-83
KZ1000K1/K2 LTD		81-82
KZ1000M1/M2 CSR		81-82
KZ1000P1~P21 Police		82-02
KZ1000P24 Police		2005
KZ1000R1/R2 Replica		82-83
KZ1100A1/A2/A3 Shaft		81-83
KZ1100D1/D2 Spectre		82-83
KZ1100L1 LTD		1983
ZN1100B1/B2 LTD Shaft		84-85

KAWASAKI® ATV		
18-1949	16031-030	Carb Float
	16032-008	Carb Float Pin
KXT250 Tecate		84-85

KAWASAKI® OFFROAD		
18-1947	16031-1009	Carb Float
	92043-1066	Carb Float Pin
KE100A/B		76-86
KM100A		76-81
18-1949	16031-1009	Carb Float
	92043-1066	Carb Float Pin
KDX250B		81-84
KX250		82-84
KX500C		1983

SUZUKI® STREET		
18-2609	13250-44080	Carb Float Mikuni Carbs
	13254-92311	Carb Float Pin
GS250TT/TX		80-81
GS300LZ/LD		82-83
GS300LF		1985
GS450ED		1983
GS450GAZ/GAD Automatic		82-83
GS450GAF Automatic		1985
GS450LD		1983
GS450LF/LG/LH/LJ		85-88
GS450TXD		1983
GS550ET		1980
GS550LT/LX/LZ		80-82
GS550MZ		1982
GS550TX		1981
GR650D/XD Tempter		83-84
GS650EX/EZ		81-82
GS650GX/GZ/GD		81-83
GS650GLX/GLZ/GLD		81-83
GS650MD Katana		1983
GS700EF/ESF		1985
GS750ET/EX/EZ		80-82
GS750ED/ESD		1983
GS750LT/LX		80-81
GS750SD Katana		1983
GS750TZ/TD		82-83
GS850GT/GX/GZ/GD		80-83
GS850GLT/GLX/GLZ/GLD		80-83
GS1000ET		1980
GS1000GT/GX		80-81
GS1000GLT/GLX		80-81
GS1000ST		1980
GS1000SZ Katana		1982
GS1100ET/EX/EZ		80-82
GS1100ED/ESD		1983

EQUIPMENT & TOOLS

HARD PARTS

CARB & FUEL

IGNITION/ELECTRICAL

CONTROL

SUSPENSION

ACCESSORIES

MARINE


AUTOMOTIVE

EQUIPMENT & TOOLS	SUZUKI® STREET		
		GS1100GKZ/GK2/GKD/GKE	82-84
	GS1100GLZ/GLD	82-83	
	GS1100LT	1980	
	GS1100SD	1983	
	GS1150ES3/ESE/EF/ESF/EF2/EG/ESG	83-86	
HARD PARTS	YAMAHA® STREET		
	18-1955	4L0-14185-00	Carb Float
		537-14186-00	Carb Float Pin
	RZ350		84-85
	18-1957	2A2-14985-00	Carb Float
		537-14186-00	Carb Float Pin
	XS400		77-79
	XS500E		1978
	XS750E/SE/F/SF		78-79
	XS1100E/F		78-79
	18-1958	256-14985-00	Carb Float
		127-14186-00	Carb Float Pin
	XS-1		1970
	XS-2		1972
	TX650		73-74
	TX750		73-74
	XS650		75-77
	XS500		76-77
	XS650E/F/2F		78-79
	XS650SE/SF/SG		78-80
	18-1959	1WG-14985-00	Carb Float
		353-14186-00	Carb Float Pin
	FZR400		88-90
	FZ700		1987
	FZ750		1988
	FZR750R		87-88
	FZR1000		87-88
	18-1960	3GM-14985-00	Carb Float
		53L-14186-00	Carb Float Pin
	YZF750R		94-98
	TDM850		92-93
	FZR1000		89-95
	18-1961	2JN-14385-00	Carb Float
		6E5-14386-01	Carb Float Pin
	TW200		87-00
	SRX250		1987
	18-2632	5Y1-14385-00-00	Carb Float TK (Tekei) Carbs
		6E5-14386-01-00	Carb Float Pin
	XC125 Riva		85-89
	XC125B/D/E Riva		91-93
	XC125Z Riva		86-00
	XC200T/U/W Riva		87-89
	XC200ZCT Riva		1987
	XC200Z Riva		88-91
	XT250L/LC Dualsport		1984
	XT350 Dualsport		85-99
	XT550J/K Dualsport		82-83
	SRX600S/SC		1986
	XT600 Dualsport		84-89
	18-2607	2VA-14185-00-00	Carb Float Mikuni Carbs
		537-14186-00-00	Carb Float Pin
	XT225 Sorrow		92-00
	XT225 Dualsport		01-05
	XV750 Virago		88-97
	XV1100 Virago		88-99
	XV1100 Virago		96-98
	18-2609	3H5-14185-00-00	Carb Float Mikuni Carbs
		537-14186-00-00	Carb Float Pin
	SR250G/H/J Exciter		80-82
	SR250TH Exciter II		1981, 84-85
	XS650H Special II		1981
	XS650SH Special		1981
	XS650SJ/SK Heritage Special		82-83
	XJ700X Maxim X (Mikuni carbs)		85-86
	NOTE: DOES NOT WORK ON XJ700N/NC/S/SC MAXIM APPLICATIONS (85-86) WITH HITACHI CARBS. CHECK CARB BODY FOR IDENTIFICATION.		
	XJ900RK Seca		1983
	FJ1100L/LC/N/NC		84-85
	XJ1100J Maxim		1982
	XS1100H		1981

	XS1100LH Midnight Special		1981
	XS1100SH Special		1981
	FJ1200S/SC/T/TC		86-87
	FJ1200		89-92
	FJ1200A (ABS)		92-93
YAMAHA® ATV			
	18-1955	4L0-14185-00	Carb Float
		537-14186-00	Carb Float Pin
	YFS200 Blaster		88-06
	YFZ350 Banshee		87-06
	18-2602	21V-14185-00-00	Carb Float Mikuni Carbs
		127-14186-00-00	Carb Float Pin
	YFA1W Breeze		1989
	YFA1 Breeze		91-98
	YFA1 Breeze		01-04
	YFM125S/GT Grizzly 125		04-11
	YFM125GHT Grizzly 125 Hunter		2005
	YFU1W/TW Pro Hauler		1989
	YFM200N/DX Moto-4		85-89
	YTM200K/L/N Tri-Moto		83-85
	YTM200EK/EL Tri-Moto		83-84
	YTM200ERN Tri-Moto		1985
	YFM225S/T/U Moto-4		86-88
	YTM225DX/DR Tri-Moto		83-86
	YFB250D/E/F/G/H Timberwolf		92-96
	YFB250FW Timberwolf		94-00
	YFB250U Timberwolf		96-98
	YFM250W/A/B Moto-4		89-91
	18-2607	2LN-14185-00-00	Carb Float
		2VA-14185-00-00	Carb Float
		537-14186-00-00	Carb Float Pin
	YFM250X Beartracker 2WD		99-00
	YFM250X Beartracker		01-04
	YFM350ER Moto-4		88-90
	YFM350ER Moto-4		92-95
	YFM350FH Big Bear 4WD Hunting		1999
	YFM350FW Big Bear 4WD		89-93
	YFM350FW Big Bear		97-98
	YFM350FWBL/FWBLC Big Bear 4WD		1999
	YFM350FX Wolverine		95-05
	YFM350U Big Bear 2WD		96-99
	YFM350X Warrior		88-05
	YFM400FW Kodiak 4WD		93-99
YAMAHA® DUALSPORT/OFFROAD			
	18-1953	2N7-14185-00	Carb Float
		537-14186-00	Carb Float Pin
	DT250F		1979
	YZ250		80-88
	IT250		81-83
	IT465		81-82
	YZ465		80-81
	IT490		83-84
	YZ490		82-83
	WR250Z		92-97
	WR500Z		92-93
	18-1961	25N-14385-00	Carb Float
		6E5-14386-01	Carb Float Pin
	TW200		87-00
	TTR250		99-06
	BW350		87-88
	XT600E		90-95
	18-2607	2LN-14185-00-00	Carb Float Mikuni Carbs
		2VA-14185-00-00	Carb Float
		537-14186-00-00	Carb Float Pin
	TT-R 225		99-04
	XT225 Sorrow		96-00
	XT225 Dualsport		01-05
	18-2632	5Y1-14385-00-00	Carb Float TK (Tekei) Carbs
		6E5-14386-01-00	Carb Float Pin
	TT225S/T Offroad		
	TT-R 230		
	XT250L/LC Dualsport		
	TT350S/T Offroad		
	XT350 Dualsport		
	XT550J/K Dualsport		
	TT600K/L/N/S Offroad		
	XT600L/LC-W/WC Dualsport		

K&L FLOAT NEEDLES (only)

Made in Japan. Sold pk/5, pk/6, and each where indicated.



HITACHI®			
K&L P/N	APPLICATION	OEM REFERENCE P/N	NOTES
18-8943 pk/5	Yamaha	3J3-W1496-20-00	Keyster
		10L-14390-02-00	
		42H-14390-00-00	

KEIHIN®				
K&L P/N	APPLICATION	OEM REFERENCE P/N	NOTES	
18-4761 pk/5	Honda	16155-MN9-004	Keyster	
		16155-KFR-701		
		16155-HN7-003		
18-4608 pk/5	Honda	16155-883-005	Keyster	
18-4766 pk/5	Honda	16011-147-305	Keyster	
		16011-881-741		
18-4769 pk/5	Honda	GL1500 Goldwing	Keyster	
18-8950 pk/5	Yamaha	7LG-14150-11-00	Keyster	
18-8953 pk/6	Arctic Cat	3304-242	Keyster	
	Arctic Cat	5507-038	Keyster	
	Honda	16011-382-004	Keyster	
	Kawasaki	16030-1007		
	Suzuki	13370-26E00		
18-8954 pk/6	Honda	16155-371-014		
18-8955 pk/6	Honda	16155-397-971	Keyster	
		16155-413-751		
18-8958 pk/5	H-D	233337-76	Keyster	
	Kawasaki	VN800		
18-8984 each	Honda	16011-HA2-671	OEM Keihin	
	Suzuki	13370-28E00		
18-6354 pk/5	Honda	16011-HA2-671	Keyster	
	Suzuki	13370-28E00		
18-8977 each	Kawasaki	16030-1057	OEM Keihin	
	Suzuki	13370-29F00		
	Triumph	T1241033		
		T1241077		
		Yamaha		4MX-14392-00-00
		KTM		54631220000
18-6349 pk/5	Kawasaki	16030-1057	Keyster	
	Suzuki	13370-29F00		
	Triumph	T1241033		
		T1241077		
		Yamaha		4MX-14392-00-00
		KTM		54631220000

MIKUNI®			
K&L P/N	APPLICATION	OEM REFERENCE P/N	NOTES
18-8942 pk/5	Yamaha	3H1-14190-28-00	Keyster
		2H0-14190-28-00	
		2H0-14190-20-00	
18-8944 pk/5	Suzuki	13250-17C00,	Keyster
		13250-20C00	
		13250-40C00	
	Yamaha	1FN-14107-12-00	
		1FN-14107-15-00	
		3HH-14107-10-00	
		1UY-14107-25-00	
		25G-14107-23-00	
		3GM-14107-17-00	
		3CF-14107-12-00	
3CF-14107-15-00			
18-8956 pk/6	Kawasaki	16030-027	Keyster

MIKUNI®			
K&L P/N	APPLICATION	OEM REFERENCE P/N	NOTES
	Suzuki	13370-45010	
	Yamaha	1J7-14190-20-00	
	18-8957 pk/6	Kawasaki	
	Suzuki	13370-44500	
	Yamaha	11H-14107-20-00	
	12R-14107-20-00		

TEKEI (TK)®			
K&L P/N	APPLICATION	OEM REFERENCE P/N	NOTES
18-8935 pk/5	Yamaha	1JK-14107-01-00	Keyster
18-8940 pk/5	Yamaha	2JN-14107-00-00	Keyster
		2HO-14190-20-00	


GENUINE MIKUNI FLOAT VALVE ASSEMBLY

Made in Japan. Sold each.

18-4665 786-36004-(3.5) TMX35/38 Yamaha YZ/Suzuki RM

SUZUKI® OFFROAD	
13370-26C00	
RM125J/K/L/M/N/P	89-93
RM250J/K/L/M/N	88-92
RMX250K/L/M/N	89-96

YAMAHA® OFFROAD	
3JD-14107-35-00	
YZ125W/A/B/D/E1/F1	89-94
YZ250W/A/B/D/E1/F1	89-93
YZ250WRW/WRA	89-90



MOTION PRO JET WRENCHES

These steel jet wrenches have a rubber snap-off lid over a storage area for extra jets. Handle is knurled for secure grip. Sold each.

35-4182 Motion Pro Jet Wrench for 6mm hex jets



EQUIPMENT & TOOLS

HARD PARTS

CARB & FUEL

IGNITION/ELECTRICAL

CONTROL

SUSPENSION

ACCESSORIES

MARINE

AUTOMOTIVE

K&L FLOAT VALVE ASSEMBLIES

K&L carries both OEM and *Keyster (aftermarket) replacement Float Valve Assemblies. **Made in Japan.** Sold each.

HITACHI®			
K&L P/N	APPLICATION	OEM REFERENCE P/N	NOTES
18-8937	Yamaha	10L-14390-02-00	Keyster

KEIHIN®			
K&L P/N	APPLICATION	OEM REFERENCE P/N	NOTES
18-4708	Honda	16011-369-004	Keyster
18-4707	Honda	16011-MF5-671	Keyster
18-4767	Honda	16011-MZ8-B40	Keyster
18-4764	Honda	16011-051-004	Keyster
18-4762	Honda	16011-329-004	Keyster
18-4620	Honda	16011-355-004	Keyster
18-4649	Honda	16011-375-004	Keyster
18-4614	Honda	16011-MB1-671	Keyster
18-4616	Honda	16011-MR6-671	Keyster
18-4713	Honda	16011-341-004	Keyster
18-4738	Honda	16011-ML5-672	Keyster
18-4738	Honda	16011-ML7-721	Keyster
18-4621	Kawasaki	16030-1009	Keyster
18-4625	Kawasaki	16030-1024	Napco
18-4744	Kawasaki	16030-1088	Keyster

MIKUNI®			
K&L P/N	APPLICATION	OEM REFERENCE P/N	NOTES
18-4651	Arctic Cat	4505-022	Oem Mikuni
18-4676	Arctic Cat	4505-022	Keyster
18-4741	Kawasaki	16030-1001	Keyster
18-4674	Kawasaki	16030-1001	Oem Mikuni
18-4675	Kawasaki	16030-005	Oem Mikuni
18-4652	Kawasaki	16030-026	Keyster
18-4670	Kawasaki	16030-027	Oem Mikuni
18-4671	Kawasaki	16030-1016	Napco
18-4683	Kawasaki	16030-1020	Oem Mikuni
18-4657	Kawasaki	16030-1066	Oem Mikuni
18-9242	Polaris	3130360	Keyster
18-4709	Suzuki	13370-02D00	Keyster
18-4606	Suzuki	13370-24400	Oem Mikuni
18-4657	Suzuki	13370-05320	Keyster
18-4665	Suzuki	13370-26C00	Oem Mikuni
18-4711	Suzuki	13370-38B00	Keyster
18-4682	Suzuki	13370-39A00	Keyster
18-4607	Suzuki	13370-43250	Oem Mikuni

18-4700	Suzuki	13370-44010	Keyster
18-4653	Suzuki	13370-44500	Keyster
18-4666	Suzuki	13370-44500	Oem Mikuni
18-4709	Suzuki	13370-44B00	Keyster
18-4670	Suzuki	13370-45010	Oem Mikuni
18-4648	Suzuki	13370-45010	Keyster
18-4705	Suzuki	13370-46E00	Keyster
18-4727	Suzuki	13370-46E20	Keyster
18-4729	Suzuki	13370-48B00	Keyster
18-4673	Suzuki	13372-31210	Oem Mikuni
18-4683	Suzuki	14470-14300	Oem Mikuni

18-4653	Yamaha	11H-14107-20-00	Keyster
18-4684	Yamaha	1FN-14107-12-00	Keyster
18-4652	Yamaha	1J7-14190-20-00	Keyster
18-4672	Yamaha	1UA-14190-28-00	Keyster
18-9073	Yamaha	1UY-14107-25-00	Keyster
18-4669	Yamaha	21V-14190-18-00	Keyster
18-4676	Yamaha	25G-14107-20-00	Keyster
18-4667	Yamaha	2MA-14107-28-00	Keyster
18-4666	Yamaha	11H-14107-20-00	Oem Mikuni
18-4757	Yamaha	1FK-14190-15-00	Keyster
18-4673	Yamaha	1J7-14190-20-00	Oem Mikuni
18-4699	Yamaha	1UA-14190-28-00	Oem Mikuni
18-4693	Yamaha	1UY-14107-25-00	Oem Mikuni
18-4650	Yamaha	21L-14107-25-00	Keyster
18-4695	Yamaha	21V-14190-18-00	Oem Mikuni



18-8937



18-4614



18-4651

MIKUNI®			
K&L P/N	APPLICATION	OEM REFERENCE P/N	NOTES
18-4651	Yamaha	25G-14107-20-00	Oem Mikuni
18-4760	Yamaha	25G-14107-23-00	Keyster
18-4740	Yamaha	42H-14390-00-00	Keyster
18-8941	Yamaha	4KM-14107-15-00	Keyster
18-4698	Yamaha	2MA-14107-28-00	Oem Mikuni
18-4758	Yamaha	3CF-14107-15-00	Keyster
18-4665	Yamaha	3JD-14107-35-00	Oem Mikuni
18-9249	Yamaha	4WV-14190-28-00	Keyster
18-9255	Yamaha	5UH-14107-20-00	Keyster
18-4674	Yamaha	6K8-14916-20-00	Oem Mikuni

LED MAGNIFYING GLASS

3" Diameter Lighted Magnifying Glass. 4X Magnification Power. Great For Reading Jet Sizes. Replaceable Battery.

35-4321 LED Magnifying Glass



K&L MIXTURE SCREW WASHERS FOR KEIHIN CARBS

Made in Japan. Sold pk/50.

18-0055 Mixture Screw Washers: 1 x 3 x 5mm



K&L FUEL MIXTURE SCREWS FOR SUZUKI MIKUNI BS SERIES CARBS

Mixture screws for Suzuki GS series carburetors. (CV Carbs). Each mixture screw includes o-ring, washer spring and aluminum plug.

Made in Japan. Sold each.

18-2645 FA-1 6 x 0.5mm x 20.60mm GS750/GS850/GS1000

18-2646 FA-2 6 x 0.5mm x 22.00mm GS1000/GS1100/GS1150



18-2645

18-2646

EQUIPMENT & TOOLS

HARD PARTS

CARB & FUEL

IGNITION/ELECTRICAL

CONTROL

SUSPENSION

ACCESSORIES

MARINE

AUTOMOTIVE



18-8913



18-8987



18-8914

K&L HONDA® SHOP FLOAT NEEDLE KIT

Kit contains one pack each of six different float needles. Comes with storage box.

18-8986 Honda Keihin Shop Float Needle Kit.

REPLACEMENT KEIHIN TYPE FLOAT NEEDLES FOR KIT

Rubber Viton tip float needle. **Made in Japan.**

18-8953 16011-382-004 (pk/6)

18-8954 16155-371-305 (pk/6)

18-8955 16155-413-751 (pk/6)

18-8955 16155-397-971 (pk/5)

18-4608 16155-883-005 (pk/5)

18-4766 16011-147-305 (pk/5)

K&L YAMAHA® SHOP FLOAT NEEDLE KIT

Kit contains one pack each of seven different float needles.

Comes with plastic storage box.

18-8974 Yamaha Shop Float Needle Kit

REPLACEMENT FLOAT NEEDLES FOR KIT

HITACHI®

18-8943 3J3-W1496-20-00, 42H-14390-00-00, 10L-14390-02-00 (pk/5)

MIKUNI®

18-8942 Rubber Tip Needle (pk/5)

3H1-14190-28-00, 2H0-14190-28-00, 2H0-14190-20-00

18-8944 Rubber Tip Needle (pk/5)

1FN-14107-12-00, 1FN-14107-15-00, 3HH-14107-10-00, 25G-14107-20-00, 25G-14107-23-00, 3GM-14107-17-00, 3CF-14107-12-00, 3CF-14107-15-00

18-8956 Metal Tip Needle (pk/6)

1J7-14190-20-00

18-8957 Metal Tip Needle (pk/6)

11H-14107-18-00, 11H-14107-20-00, 12R-14107-20-00

TEKEI (TK)®

18-8935 Rubber Tip Needle-1JK-14107-01-00 (pk/5)

18-8940 Rubber Tip Needle-2JN-14107-00-00 (pk/5)



18-8944



18-8943

CARBURETOR FLOAT BOWL SCREWS

33-7715 Kit contains 25 each of the following, replacements Sold pk/25.

33-7821 4x12mm **33-7823** 4x16mm **33-7825** 5x14mm

33-7822 4x14mm **33-7824** 5x12mm **33-7826** 5x16mm



33-7826



33-7715

K&L KAWASAKI/SUZUKI® SHOP FLOAT NEEDLE KIT

Kit contains one pack each of four different float needles. Comes with storage box.

18-8987 Mikuni Shop Float Needle Kit

REPLACEMENT MIKUNI® TYPE FLOAT NEEDLES FOR KIT

18-8956 Metal Tip Needle (pk/6)

Kawasaki 16030-027, Suzuki 13370-45010

18-8957 Metal Tip Needle (pk/6)

Kawasaki 16030-1016, Suzuki 13370-44500

18-8944 Rubber Tip Needle (pk/5)

Suzuki-13250-17C00, 13250-20C00, 13250-40C00

REPLACEMENT KEIHIN® TYPE FLOAT NEEDLES FOR KIT

18-8953 Rubber Tip Needle (pk/6)

Kawasaki-16030-1007, Suzuki 13370-26E00

K&L KEIHIN® SHOP FLOAT NEEDLE KIT

Kit contains three different float needles: K1, K2 and K3. Includes six of each needle in a plastic storage box.

18-8913 Keihin Shop Float Needle Kit

REPLACEMENT KEIHIN® TYPE FLOAT NEEDLES FOR KIT

Rubber Viton tip float needle. **Made in Japan.** Sold pk/6.

18-8953 K1 - 16011-382-004

18-8954 K2 - 16155-371-305

18-8955 K3 - 16155-413-751

K&L MIKUNI® SHOP FLOAT NEEDLE KIT

Kit contains two different float needles, 12 each of M1 and M2 needles. Comes in plastic storage box.

18-8914 Mikuni Shop Float Needle Kit

REPLACEMENT MIKUNI® TYPE FLOAT NEEDLES FOR KIT

Metal tip float needle. **Made in Japan.** Sold pk/6.

18-8956 M1 - Kaw. 16030-027, Suz. 11370-45010, Yam. 1J7-14190-20-00

18-8957 M2 - Kaw. 16030-1016, Suz. 11370-44500, Yam. 25G-14107-20-00

PHILLIPS HEAD SCREWS

Made in Japan. Zinc plated. Sold pk/25.

33-7800 6x10mm **33-7806** 6x25mm **33-7810** 6x45mm

33-7801 6x12mm **33-7807** 6x30mm **33-7811** 6x50mm

33-7802 6x16mm **33-7808** 6x35mm **33-7812** 6x55mm

33-7804 6x20mm **33-7809** 6x40mm

33-7804



33-7809

EQUIPMENT & TOOLS

K&L CARB SHOP REPAIR ASSORTMENT KIT

This kit includes one pack each of items listed below, in a storage box.

- 18-5612** Carb Shop Repair Assortment Kit
- 33-3962** Spring Action Hose Clamps 13mm pk/5.
- 11-4972** Carb Flange/Holder Rubber Plug pk/5

REPLACEMENT FUEL & VACUUM HOSE CLIPS PK/10

- | | | |
|--------------------|---------------------|---------------------|
| 33-3922 6mm | 33-3925 9mm | 33-3927 13mm |
| 33-3923 7mm | 33-3926 11mm | 33-3928 15mm |
| 33-3924 8mm | | |

PHILLIPS SCREWS PK/25.

- | | | |
|-----------------------|-----------------------|-----------------------|
| 33-7821 4x12mm | 33-7822 4x14mm | 33-7823 4x16mm |
| 33-7824 5x12mm | 33-7825 5x14mm | 33-7826 5x16mm |

MIKUNI TYPE NEEDLES, METAL TIP. PK/6

- 18-8956** M1
- 18-8957** M2

KEIHIN TYPE NEEDLES, RUBBER TIP. PK/6

- 18-8953** K1
- 18-8954** K2
- 18-8955** K3



HARD PARTS

CARB & FUEL

IGNITION/ELECTRICAL

CONTROL

SUSPENSION

ACCESSORIES

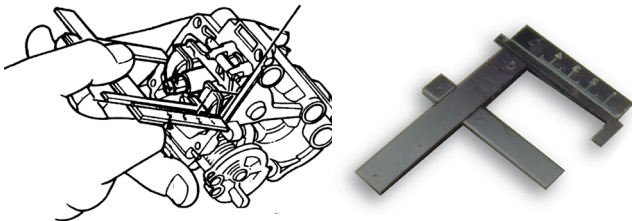
MARINE

AUTOMOTIVE

FLOAT LEVEL GAUGE

For measuring float level height between the float and carburetor gas-gasket surface. Adjustable to fit most carburetors.


- 35-9123** YE-23550 Float Level Gauge



MIKUNI "TMX" CARBURETOR REBUILD KIT

NOTE: *18-2552 HAS NO JETS, FLOAT NEEDLE OR NEEDLE VALVE ASSEMBLY - O-RINGS ONLY. SEE PAGE 228 FOR FLOAT VALVE ASSY.

- 18-2552** TMX35/TMX38 "Flat Slide" Carbs*



MIKUNI CARB REBUILD KITS

Genuine Mikuni carb rebuild kits contain all necessary gaskets, diaphragms, o-rings, washers, check valve and spring to completely overhaul Mikuni BN38/44 mm and Super BN carburetors. **Made in Japan.**

- 98-8524** For Mikuni BN38/44mm carbs
Fits Kawasaki JS440 (77-92) and JS550 (82-90)
Fits Yamaha 500/650 (through 1989) and 650 LX (1990)
- 98-4166** For Mikuni Super BN carbs.
Fits Yamaha 500/650 (1990 on)



K&L MIKUNI CARBURETOR O-RING SHOP KIT

Made in Japan. Kit is shipped in plastic storage box
NOTE: MEASUREMENTS GIVEN ARE INNER DIAMETER X THICKNESS

- 18-4605** Mikuni Carb Shop O-Ring Kit
Kit includes the following: (one pack each part number)
- 18-4630** Carb O-Ring 4.0mm I.D. x 1.0mm thick-pk/25
- 18-4631** Carb O-Ring 7.5mm I.D. x 1.5mm thick-pk/25
- 18-4632** Carb O-Ring 2.65mm I.D. x 1.15 mm thick-pk/25
- 18-4602** Carb O-Ring 5.7mm I.D. x 1.3mm thick-pk/25
- 18-4634** Carb O-Ring 3.7mm I.D. x 1.8 mm thick-pk/25
- 18-4635** Carb O-Ring 4.8mm I.D. x 1.9mm thick-pk/25
- 18-4636** Carb O-Ring 2.4mm I.D. x 1.6mm thick-pk/25
- 18-4637** Carb O-Ring 10.2mm I.D. x 1.4mm thick-pk/25
- 18-4638** Carb O-Ring 6.6mm I.D. x 1.5mm thick-pk/25
- 18-4639** Carb O-Ring 2.7mm I.D. x 2.0mm thick-pk/25
- 18-4689** Carb Passage Rubber Plug for Suzuki & Yamaha-pk/4



18-4605

K&L KEIHIN CARBURETOR O-RING SHOP KIT

Made in Japan. Kit is shipped in plastic storage box
MEASUREMENTS GIVEN ARE INNER DIAMETER X THICKNESS

- 18-4600** Keihin Carb Shop O-Ring Kit
Kit includes the following: (one pack each part number)
- 18-4601** Carb O-Ring 2.8mm I.D. x 1.9mm thick-pk/25
- 18-4602** Carb O-Ring 5.7mm I.D. x 1.3mm thick-pk/25
- 18-4603** Carb O-Ring 4.47mm I.D. x 1.78mm thick-pk/25
- 18-4604** Carb O-Ring 3.2mm I.D. x 1.1mm thick-pk/25
- 18-4609** Carb O-Ring 4.2mm I.D. x 1.1mm thick-pk/25
- 18-4613** Carb O-Ring 5.0mm I.D. x 1.3mm thick-pk/25
- 18-4617** Carb O-Ring 2.8mm I.D. x 1.3mm thick-pk/25
- 18-4619** Carb O-Ring 2.8mm I.D. x 1.2mm thick-pk/25
- 18-4622** Carb O-Ring 5.8mm I.D. x 1.9mm thick-pk/25
- 18-4623** Carb O-Ring 6.9mm I.D. x 1.3mm thick-pk/25
- 18-4624** Carb O-Ring 4.8mm I.D. x 1.9mm thick-pk/25
- 18-4688** Carb Passage Rubber Plug for GL1000 -pk/4
- 18-4690** Carb Passage Rubber Plug for CB750K-pk/4
- 18-0055** Mixture Screw Washers, 1mm x 3mm x 5mm-pk/50
- 18-0015** Needle Clips-pk/100

KEIHIN O-RINGS (NOT IN 18-4600 CARB SHOP O-RING KIT)

- 18-4626** Carb O-Ring 4.2mm I.D. x 1.3mm thick-pk/25
- 18-4641** Carb O-Ring 18.6mm I.D. x 2.4mm thick-pk/25



18-4626



18-4641



FLOAT BOWL GASKETS/O-RINGS

Made in Japan. Sold pk/4

ARCTIC CAT®	
K&L P/N	OEM REFERENCE OR APPLICATION
18-2650	4505-044
18-2676	5507-068
18-2681	3304-219
18-4816	5507-067

HONDA®	
K&L P/N	OEM REFERENCE OR APPLICATION
18-2649	C70/CT70 after 1980
18-2650	CT70 before 1980
18-2604*	CR85 05-08 OEM: 16163-KBA-850 (Sold each)
18-2680	CB/CL/SL100 & CB/CL125 early
18-2616*	CR125R 99-00 OEM: 16163-Kz4-J01 (Sold each)
18-8985	MT125R
18-2681	CM185/200T Twinstar (New-Preformed Style)
18-2659	XR/XL 200-350 Dual Carb
18-2634	XL250/K Motorsport
18-2636	CB550K
18-2666	CB550SC/CB700SC Nighthawk, VT600C Shadow (after 1999)
18-2664	CBR600/900/1000, 16163-MZ5-920
18-2672	CB750 (early SOHC) 69-75
18-2631	CB750C/F/K/SC 79-83 & GL1100 Goldwing
18-2675	VF750F & GL1200/1500 Goldwing
18-2695	GL1000 Goldwing
18-2682	16010-KCR-900 VTR250
18-5591	16010-MAJ-D00 ST1100
18-6319	16163-165-B10
18-4629	16163-HM7-700, 16163-MEA-671
18-5592	16163-KEA-000 GL1500C
18-6323	16163-KPK-901
18-5580	16163-MBB-640 VTR1000F
18-6274	16163-MEB-671 CRF250/450

KAWASAKI®	
K&L P/N	OEM REFERENCE OR APPLICATION
18-2672	11009-1028
18-6426	11009-1079
18-6440	11009-1147
18-6463	11009-1156
18-2612	11009-1241-(11060-1607)
18-2623	11009-1562 with accelerator pump hole
18-2614	11009-1563
18-2660	11009-1676
18-8985	11009-1716
18-2616*	11060-1254 (Sold each)
18-2649	11060-1700
18-2667	16019-008
18-2634	16019-024, KZ750 4-cylinder
18-2613	16019-029
18-4646	92055-S058
18-6274	92055-0066
18-4770	92055-1128
18-2676	92055-1222
18-2604*	92055-1389 (Sold each)
18-2677	92055-1426
18-4816	92055-1518
18-2851	92055-1588
18-4825	92055-1589
18-6365	92055-1659

KEIHIN®	
K&L P/N	OEM REFERENCE OR APPLICATION
18-8985	PJ/PWK35/36/38/38mm carbs

MIKUNI®	
K&L P/N	OEM REFERENCE OR APPLICATION
18-2667	VM28/18

KTM®	
K&L P/N	OEM REFERENCE OR APPLICATION
18-2616*	54831010000 Models With PWK AG Carb Quad Vent/Air Striker With Hole On O-Ring (Sold each)
18-6274	Models with Keihin FCR Carb 06-up
18-8985	Late model 250/300/360SX/MXC/EXC PJ/PWK-35/36/38/38mm carbs, up to year 2000
18-2604	Models with PWK28 47031010000
18-5595	54831010000

POLARIS®	
K&L P/N	OEM REFERENCE OR APPLICATION
18-2667	3130020
18-2655	3130532
18-2661	3130917

SUZUKI®	
K&L P/N	OEM REFERENCE OR APPLICATION
18-2604*	13251-03B10, K9205-51389 (Sold each)
18-6512	13251-04110
18-6447	13251-14300
18-6443	13251-18900
18-6426	13251-30110
18-2613	13251-31210
18-6463	13251-32410
18-2667	13251-33110
18-6274	13251-35G00
18-4810	13251-38A00
18-4800	13251-38A10
18-2655	13251-42A00
18-2614	13251-43010
	13251-47010
18-2600	13251-44012
18-2612	13251-44080-H17
	13251-44080
18-6440	13251-46010
18-6451	13258-02100
18-4646	13258-04F00
18-2676	13258-26E00
18-2851	13258-33E00
18-2661	13258-44B00
18-8985	13696-28E00
18-2616	13696-44E00 (Sold each)
18-2649	K1106-01700

TRIUMPH®	
K&L P/N	OEM REFERENCE OR APPLICATION
18-2661	1240060-T0301
18-2676	T1241036

YAMAHA®	
K&L P/N	OEM REFERENCE OR APPLICATION
18-8994	10L-14984-01-00
18-6427	127-14184-00-00
18-6430	14T-14384-00-00
18-2667	168-14184-00-00
18-8992	1FN-14147-00-00
18-8996	1HX-14147-00-00
18-4628	1UY-14147-00-00
18-2660	24W-14184-00-00
18-2613	256-14984-00-00
18-2617	2A2-14984-01-00
18-2655	2LN-14147-00-00
18-6363	22F-14184-00-00
18-2852	22V-14147-00-00
18-6362	296-14184-01-00
18-6440	304-14184-00-00
18-4774	30X-14384-00-00
18-2652	360-14184-00-00
	360-14184-01-00
18-2696	3CF-14984-01-00
18-2612	3F7-14984-00-00
18-2858	3GM-14997-00-00
18-2622	3J3-14984-00-00

EQUIPMENT & TOOLS

HARD PARTS

CARB & FUEL

IGNITION/ELECTRICAL

CONTROL

SUSPENSION

ACCESSORIES

MARINE

AUTOMOTIVE

EQUIPMENT & TOOLS

YAMAHA®	
K&L P/N	OEM REFERENCE OR APPLICATION
18-2635	3XW-14984-00-00 12R-14984-00-00
18-6426	483-14184-00-00
18-6440	4E9-14184-00-00
18-2615	4G0-14984-00-00
18-6358	4GL-14239-00-00
18-2619	4H7-14984-01-00
18-2677	4JH-14984-00-00, YZF600R
18-2616*	4JT-14984-00-00 (Sold each)
18-6365	4PE-1416A-00-00
18-6442	4U1-14384-00-00
18-2661	4WV-14147-20-00
18-2624	4X7-14984-01-00
18-2851	4XV-14562-00-00
18-6361	5LB-14384-00-00
18-2604*	5PA-14984-00-00 (Sold each)
18-4646	5DM-14561-00-00
18-4773	5Y1-14384-00-00, SRX600S/SC
18-6274	5JG-14959-00-00
18-2634	93210-67232-00-00

HARD PARTS

CARB & FUEL

APPLICATIONS

*NOTE: FLOAT NEEDLES *-SOLD EACH, X-SOLD PK/6, NO MARK-PK/5*

IGNITION/ELECTRICAL

ARCTIC CAT® ATV APPLICATION	YEAR	FLOAT NEEDLE	F.V ASSY	F.B.G. O-RING
150 Utility	10-14	18-8953x	—	18-2681
250	99-01	18-8953x	18-4676	18-2655
250	02-05	18-8953x	—	18-2676
DVX 250	06-07	18-8953x	—	18-2681
DVX 250	2008	18-8953x	—	18-2676
250 Utility	2007	18-8953x	—	18-2681
250 Utility	08-09	18-8953x	—	18-2676
300	98-00	18-8953x	18-4676	18-2655
300	01-05	18-8953x	—	18-2676
DVX 300	2009	18-8953x	—	18-2676
DVX 300	11-14	18-8953x	—	—
300 Utility 2X4	2010	18-8953x	—	18-2676
300 Utility	11-14	18-8953x	—	—
350CR	11-12	—	—	18-4816
366 4x4	09-11	—	—	18-4816
375	2002	18-8953x	—	18-2676
400	98-01	18-8953x	18-4676	18-2655
400 2x4	02-04	—	—	18-4816
400 4x4	02-15	—	—	18-4816
400 4X4/FIS	03-04	18-8953x	—	18-2676
400CR	13-15	—	—	18-4816
Bearcat 454 2x4/4x4	1997	18-8953x	18-4676	18-2655
454 2x4/4x4	1998	18-8953x	18-4676	18-2655
500 Manual	98-00	18-8953x	—	18-2655
500 Manual/Auto	01-09	—	—	18-4816
500 Auto	00-02	18-8953x	—	—
650 V-Twin FIS	04-06	18-8953x	—	—
650 H-1	07-12	—	—	18-4816

CONTROL

SUSPENSION

ACCESSORIES

MARINE

AUTOMOTIVE

HONDA® STREET APPLICATION	YEAR	FLOAT NEEDLE	F.V ASSY	F.B.G. O-RING
MB5-50	1982	18-4608	—	—
NA50 Express II	79-81	18-4608	—	—
NB50	1986	18-4608	—	—
NC50 Express(up to eng. PA08BA)	77-78	18-4766	—	—
NC50 Express(from eng.PA08BB)	78-83	18-4608	—	—
NB50M	83-85	18-4608	—	—
NN50MD	1984	18-4608	—	—
NQ50	84-85	18-4608	—	—
NS50F	1990	18-4608	—	—
NU50 Urban Express & Deluxe	82-83	18-4608	—	—
NX50M Express SR	81-82	18-4608	—	—
PA50I/II Moped	1978	18-4766	—	—
PA50I/II Moped	79-83	18-4608	—	—

HONDA® STREET APPLICATION	YEAR	FLOAT NEEDLE	F.V ASSY	F.B.G. O-RING
SA50 & SB50/P	88-90	18-4608	—	—
C70 Passport	80-83	18-4608	—	18-2649
CT70H/HK1 Trail 70H	70-73	—	18-4764	18-2650
CT70K1/K2/K3/K4 Trail 70	72-75	—	18-4764	18-2650
CT70 Trail 70	76-77	—	18-4764	18-2650
CT70 Trail 70	78-79	18-4608	—	—
CT70 Trail 70	80-82	18-4608	—	18-2649
CT70	91-94	—	—	18-2649
CH80	85-91	18-4608	—	—
NH80/MD	83-85	18-4608	—	—
CT90K1/K2/K3/K4 Trail 90	69-73	—	18-4620	18-2650
CT90K5/K6 Trail 90	74-75	—	18-4620	18-2650
CT90 Trail 90	76-77	—	18-4620	18-2650
CT90 Trail 90	78-79	18-4608	—	18-2649
ST90/K1/K2 Trailsport 90	73-75	—	18-4620	18-2650
CB100/K1/K2 Super Sport 100	70-72	—	18-4649	18-2680
CL100/K1/K2 Scrambler 100	70-72	—	18-4649	18-2680
CL100S/S2/S3 Scrambler 100S	71-73	—	18-4649	18-2680
SL100/K1/K2/K3 Motosport 100	70-73	—	18-4649	18-2680
XL100/K1	74-75	—	18-4649	18-2680
XL100	1976	—	18-4649	18-2680
XL100	77-78	18-8953x	—	18-2681
XL100S	79-85	18-8953x	—	18-2681
CT110 Trail 110	80-84	18-4608	—	—
CT110 Trail 110	1986	18-4608	—	—
CB125S1/S2	74-75	—	18-4649	18-2680
CB125S Scrambler	1976	—	18-4649	18-2680
CB125S	78-82	18-8953x	—	—
CB125S	84-85	18-8955	—	—
CB125TT	1990	18-8955x	—	—
CH125	1984	18-8955x	—	—
CL125S Scrambler	1973	—	18-4649	18-2680
CL125S1 Scrambler	1974	—	18-4649	18-2680
CT125 Trail 125	1977	18-4766	—	—
MT125R	1978	18-6354	—	18-8985
NX125	88-90	18-8955x	—	—
SL125/K1/K2 Motosport 125	71-73	—	18-4649	18-2680
XL125/K1	74-75	—	18-4649	18-2680
XL125 Carb ID 065C	1976	—	18-4649	18-2680
XL125 Carb ID PD65A	1976	18-8953x	18-4649	—
XL125	77-78	18-8953x	—	—
XL125S	79-85	18-8953x	—	—
CH150/D	1985	18-8955x	—	—
CA175K3 Touring 175	1970	—	—	18-2680
CB175K3 Super Sport 175	1969	—	—	18-2680
CB175K4~K7 Super Sport 175	70-73	—	18-4620	18-2680
CL175K3 Scrambler 175	1970	—	—	18-2680
CL175K4~K7 Scrambler 175	70-73	—	18-4620	18-2680
SL175K/K1 Motosport 175	70-72	—	18-4620	18-2680
CM185T Twinstar	78-79	18-8953x	—	18-2681
XL185S	79-82	18-8953x	—	18-2681
XL185S	1983	18-8955x	—	18-2681
CB200K	1974	—	—	18-2680
CB200T	75-76	—	18-4620	18-2680
CL200 Scrambler	1974	—	—	18-2680
CM200T Twinstar	80-82	18-8953x	—	18-2681
TLR200 Reflex	86-87	—	18-4649	18-2680
XL200R	83-84	18-8955x	—	—
CB250 Nighthawk 250	91-97	18-8955x	—	18-4629
CB250 Nighthawk 250	99-07	18-8955x	—	18-4629
CH250	1985	18-8955x	—	—
CM250C	82-83	18-8955x	—	18-2631
CMX250C Rebel	85-87	18-8955x	—	—
CMX250CD Rebel 250 Limited	1986	18-8955x	—	—
CMX250C Rebel	96-06	18-8955x	—	18-4629
CMX250C2	99-00	18-8955x	—	18-4629
NX250	88-90	18-8955x	—	—
TL250	75-76	—	18-4649	—
VTR250	88-90	—	—	18-2682
XL250K/K1/K2 Motosport	72-75	—	18-4762	18-2634

HONDA® STREET APPLICATION	YEAR	FLOAT NEEDLE	F.V ASSY	F.B.G. O-RING	HONDA® STREET APPLICATION	YEAR	FLOAT NEEDLE	F.V ASSY	F.B.G. O-RING
XL250	1976	—	18-4762	18-2634	CB650SC Nighthawk	83-85	18-8955x	—	18-2666
XL250S	78-81	18-8953x	—	18-2681	CX650C Custom	1983	18-8955x	—	18-2631
XL250R	1982	18-8955x	—	18-2681	GL650 Silverwing	1983	18-8955x	—	18-2631
XL250R	84-87	18-8953x	—	18-2659	GL650I Silverwing Interstate	1983	18-8955x	—	18-2631
XR250L	91-96	18-8955x	—	18-2681	NT650 Hawk GT	88-91	18-8953x	18-4616	18-2675
CB350F/F1 Super Sport (4 cyl)	73-74	—	18-4762	—	NX650	88-89	18-4761	—	—
XL350	77-78	18-8953x	—	—	XR650L Dual Sport	93-00	18-4761	—	—
XL350R	84-85	18-8953x	—	18-2659	CB700SC Nighthawk	84-85	18-8955x	—	18-2666
CB360T	1976	—	18-4708	—	CB700SC Nighthawk	1986	18-8953x	—	18-2666
CJ360T	76-77	—	18-4708	—	VF700C Magna	84-86	18-8953x	18-4614	18-2675
CB400A Automatic	1978	—	—	18-2631	VF700C Magna	86-87	18-8953x	18-4738	—
CB400F Super Sport (4 cyl)	75-77	—	18-4762	—	VF700F Interceptor	84-85	18-8953x	18-4614	18-2675
CB400T1 Hawk	78-79	18-8953x	—	18-2631	VF700F/F2 Interceptor	84-85	18-8953x	18-4614	18-2675
CB400T11 Hawk	78-79	18-8953x	—	18-2631	VF700S Sabre	84-85	18-8953x	18-4614	18-2675
CB400T Hawk	80-81	18-8955x	—	18-2631	VT700C Shadow	84-85	18-8953x	18-4616	18-2675
CM400A Automatic	1979	18-8953x	—	18-2631	VT700C Shadow	86-87	18-8953x	18-4616	18-2675
CM400A Automatic	80-81	18-8955x	—	18-2631	CB750 Nighthawk 750	91-93	18-8955x	—	18-2666
CM400C Custom	1981	18-8955x	—	18-2631	CB750 Nighthawk 750	95-03	18-8955x	—	18-2666
CM400E	80-81	18-8955x	—	18-2631	CB750A Automatic	76-78	18-8953x	—	18-2681
CM400T	79-81	18-8955x	—	18-2631	CB750C Custom	80-82	18-8955x	—	18-2631
CB450	68-74	—	18-4649	—	CB750F Super Sport	76-78	18-8953x	—	—
CL450	69-74	—	18-4649	—	CB750F Super Sport	1976	18-8953x	18-4713	—
CB450SC Nighthawk	82-83	18-8955x	—	18-2631	CB750F Super Sport	77-78	18-8953x	—	—
CB450SC Nighthawk	85-86	18-8955x	—	18-2631	CB750F Super Sport	79-82	18-8955x	—	18-2631
CB450T Hawk	1982	18-8955x	—	18-2631	CB750K0/K1/K2/K3/K4/K5	69-75	—	18-4649	18-2672
CM450A Automatic	82-83	18-8955x	—	18-2631	CB750K	1976	—	18-4713	18-2672
CM450C Custom	1982	18-8955x	—	18-2631	CB750K	77-78	18-8953x	—	18-2681
CM450E	82-83	18-8955x	—	18-2631	CB750K	79-82	18-8955x	—	18-2631
CMX450C	86-87	18-8955x	—	—	CB750L LTD	1979	18-8953x	—	18-2631
CB500/K1/K2 (4 cyl)	71-73	—	18-4762	18-2636	CB750SC Nighthawk	82-83	18-8955x	—	18-2631
CB500T (2cyl)	75-76	—	18-4649	—	VF750C V45 Magna	82-83	18-8953x	18-4614	18-2675
CX500	78-79	18-8953x	—	18-2631	VF750C Magna	94-03	18-4761	—	—
CX500C Custom	1979	18-8953x	—	18-2631	VF750C Magna Deluxe	95-00	18-4761	—	18-2664
CX500C Custom	80-82	18-8955x	—	18-2631	VF750F V45 Interceptor	83-84	18-8953x	18-4614	18-2675
CX500D Deluxe	1979	18-8953x	—	18-2631	VF750S V45 Sabre	82-83	18-8953x	18-4616	18-2675
CX500D Deluxe	80-82	18-8955x	—	18-2631	VFR750F Interceptor	1986	18-8953x	18-4738	—
FT500 Ascot	82-83	18-8955x	—	18-2631	VFR750F	94-97	18-8955x	—	—
GB500	89-90	18-8955x	—	—	VT750C Shadow	1983	18-8953x	18-4616	18-2675
GL500 Silverwing	81-82	18-8955x	—	18-2631	VT750C Shadow	98-03	—	18-4767	18-2675
GL500I Silverwing Interstate	81-82	18-8955x	—	18-2631	VT750C/CA Shadow	04-09	18-4761	—	18-4629
VF500C Magna	84-85	18-8953x	18-4614	—	VT750C2/C2F Shadow	07-09	18-4761	—	18-4629
VF500F Interceptor	84-85	18-8953x	18-4614	—	VT750DC Shadow	01-07	—	18-4767	18-2675
VF500F Interceptor	1986	18-8953x	18-4738	—	PC800C Pacific Coast	89-98	18-8953x	18-4738	—
VT500C Shadow	83-85	—	18-4707	—	VT800C Shadow	1988	18-8953x	18-4616	18-2675
VT500FT Ascot	83-84	—	18-4707	—	CB900C Custom	80-82	18-8955x	—	18-2631
XL500S	79-81	18-8953x	—	18-2681	CB900F Super Sport	81-82	18-8955x	—	18-2631
XL500R	1982	18-8955x	—	18-2681	CBR900RR	93-95	18-8955x	—	18-2664
CB550F Super Sport	75-77	—	18-4762	18-2636	CBR900RR	96-99	18-4761	—	18-2664
CB550K/K1	74-75	—	18-4762	18-2636	CB1000	94-95	18-4761	—	18-2664
CB550	1976	—	18-4762	18-2636	CB1000C Custom	1983	18-8955x	—	18-2631
CB550K	77-78	18-8953x	—	18-2681	CBR1000F Hurricane	87-88	18-8953x	18-4738	—
CB550SC Nighthawk	1983	18-8955x	—	18-2666	CBR1000F	93-96	18-4761	—	18-2664
CB600F	04-06	—	—	18-2664	GL1000 Goldwing	75-79	18-8954x	—	18-2695
CBR600F	87-89	18-8955x	18-4738	—	VF1000F Interceptor	1984	18-8953x	18-4616	18-2675
CBR600F2 Hurricane	91-94	18-4761	—	18-2664	VF1000R	85-86	18-8953x	18-4616	18-2675
CBR600F3 Hurricane	95-98	18-8955x	—	18-2664	VTR1000F	98-05	—	—	18-5580
CBR600F4 Hurricane	99-00	18-8955x	—	18-2664	CBX (1047cc)	79-82	18-8953x	—	18-2631
CBR600SE	1998	18-8955x	—	18-2664	CB1100F Super Sport	1983	18-8955x	—	18-2631
CBR600SJR Replica	1996	18-8955x	—	18-2664	CBR1100XX Blackbird	97-98	18-4761	—	18-2664
VT600C Shadow	88-98	18-8953x	—	18-2675	GL1100 Goldwing	80-83	18-8953x	—	18-2631
VT600C Shadow	99-03	18-4761	—	18-4629	GL1100A Goldwing Aspencade	82-83	18-8953x	—	18-2631
VT600CD Shadow VLX Deluxe	99-03	18-4761	—	18-4629	GL1100I Goldwing Interstate	80-83	18-8953x	—	18-2631
VT600CD2 Shadow VLX Deluxe	99-03	18-4761	—	18-4629	ST1100/A	91-02	18-8953x	18-4738	18-5591
VT600C/CD Shadow	04-07	18-4761	—	18-4629	ST1100P	2003	18-8953x	18-4738	18-5591
XL600R	83-87	18-8953x	—	—	VF1100C V65 Magna	83-86	18-8953x	18-4616	18-2675
CB650	79-80	18-8953x	—	18-2681	VF1100S V65 Sabre	84-85	18-8953x	18-4616	18-2675
CB650	81-82	18-8955x	—	18-2631	VT1100C Shadow	85-86	18-8953x	18-4616	18-2675
CB650C Custom	79-80	18-8953x	—	—	VT1100C Shadow	87-89	18-8953x	18-4616	18-2675
CB650C Custom	81-82	18-8955x	—	18-2631	VT1100C Shadow	90-07	—	—	18-2675
CB650SC Nighthawk	1982	18-8955x	—	18-2631	GL1200 Goldwing	1984	18-8953x	18-4614	18-2675

EQUIPMENT & TOOLS

HARD PARTS

CARB & FUEL

IGNITION/ELECTRICAL

CONTROL

SUSPENSION

ACCESSORIES

MARINE

AUTOMOTIVE

EQUIPMENT & TOOLS

HONDA® STREET APPLICATION	YEAR	FLOAT NEEDLE	F.V ASSY	F.B.G. O-RING
GL1200A Goldwing Aspencade	84-87	18-8953x	18-4614	18-2675
GL1200I Goldwing Interstate	84-87	18-8953x	18-4614	18-2675
VTX1300S	03-07	18-4761	—	18-4629
VTX1300C/R	05-09	18-4761	—	18-4629
VTX1300T	08-09	18-4761	—	18-4629
GL1500 Goldwing	88-90	18-4769	18-9032	18-2675
GL1500A Goldwing Aspencade	91-00	18-4769	18-9032	18-2675
GL1500C Valkyrie Series	97-03	18-8955x	—	18-5592
GL1500I Goldwing Interstate	91-96	18-4769	18-9032	18-2675
GL1500SE Goldwing SE	90-00	18-4769	18-9032	18-2675

HARD PARTS

HONDA® ATV APPLICATION	YEAR	FLOAT NEEDLE	F.V ASSY	F.B.G. O-RING
ATC70	73-74	—	—	18-2650
ATC70	78-85	18-4608	—	18-2649
TRX70 Fourtrax 70	86-87	—	—	18-2649
ATC90	70-71	—	18-4620	18-2650
ATC90K1/K2/K3	72-75	—	18-4620	18-2650
ATC90	76-78	—	18-4620	18-2650
TRX90 Fourtrax 90	93-01	—	—	18-2649
TRX90 Sportrax 90	02-09	—	—	18-2649
TRX90 Sportrax 90	2011	—	—	18-2649
ATC110	79-85	18-4608	—	18-2649
ATC125M	84-85	18-4608	—	18-2649
ATC125M	86-87	—	—	18-2649
TRX125 Fourtrax 125	1985	18-4608	—	18-2649
TRX125 Fourtrax 125	1986	—	—	18-2649

CARB & FUEL

HONDA® ATV APPLICATION	YEAR	FLOAT NEEDLE	F.V ASSY	F.B.G. O-RING
ATC125M	84-85	18-4608	—	18-2649
ATC125M	86-87	—	—	18-2649
TRX125 Fourtrax 125	1985	18-4608	—	18-2649
TRX125 Fourtrax 125	1986	—	—	18-2649
ATC185	1980	18-8953x	—	18-2681
ATC185S	81-82	18-8953x	—	18-2681
ATC185S	1983	18-8955x	—	18-2681
ATC200	81-82	18-8953x	—	18-2681
ATC200	1983	18-8955x	—	18-2681
ATC200E Big Red	82-83	18-8955x	—	18-2681
ATC200ES Big Red	1984	18-8955x	—	18-2681
ATC200M	84-85	18-8955x	—	18-2681
ATC200S	84-85	18-8955x	—	18-2681
ATC200S	1986	18-8955x	—	18-2681
ATC200X	83-85	18-8955x	—	18-2681
ATC200X	86-87	18-8955x	—	18-2681

IGNITION/ELECTRICAL

HONDA® DUALSPORT/OFFROAD APPLICATION	YEAR	FLOAT NEEDLE	F.V ASSY	F.B.G. O-RING
CRF50F	2004	18-4608	—	—
CRF50F	08-16	—	—	18-6319
XR50R	00-03	18-4608	—	—
Z50A Mini Trail 50	76-78	18-4766	—	—
Z50R	79-99	18-4608	—	—
ZB50	1988	18-4608	—	18-2649
CRF70F	04-11	18-4608	—	18-2649
CT70H/HK1 Trail 70H	70-73	—	18-4764	18-2650
CT70K1/K2/K3/K4 Trail 70	72-75	—	18-4764	18-2650
CT70 Trail 70	76-77	—	18-4764	18-2650
CT70 Trail 70	78-79	18-4608	—	—
CT70 Trail 70	80-82	18-4608	—	18-2649
CT70	91-94	—	—	18-2649
XR70R	97-03	18-4608	—	18-2649
XL75	77-79	18-4766	—	—
XR75/K1/K2	73-75	—	—	18-2680
XR75	76-78	18-4766	—	—
CRF80F	04-12	18-4766	—	—
XL80S	80-85	18-4608	—	—
XR80	79-84	18-4766	—	—
XR80R	85-86	18-4766	—	—
XR80R	87-88	18-4766	—	—
XR80R	90-91	18-4766	—	—
XR80R	93-03	18-4766	—	—
CR85	05-08	—	—	18-2604*
CT90K1/K2/K3/K4 Trail 90	69-73	—	18-4620	18-2650
CT90K5/K6 Trail 90	74-75	—	18-4620	18-2650
CT90 Trail 90	76-77	—	18-4620	18-2650
CT90 Trail 90	78-79	18-4608	—	18-2649
ST90/K1/K2 TrailSport 90	73-75	—	18-4620	18-2650
CRF100F	04-12	—	—	18-2681
SL100/K1/K2/K3 Motosport 100	70-73	—	—	18-2680
XL100	74-76	—	18-4649	18-2680
XL100/S	77-85	18-8953x	—	18-2681
XR100/R	81-00	18-8953x	—	18-2681
XR100R	98-03	—	—	18-2681
CT110 Trail 110	80-86	18-4608	—	18-2649
CR125R	84-99	18-6354	—	18-8985
CR125R	99-00	—	—	18-2616*
CT125 Trail 125	1977	18-4766	—	—
NX125	88-90	18-8955x	—	18-2681
SL125/K1/K2 Motosport 125	71-73	—	—	18-2680

CONTROL

HONDA® STREET APPLICATION	YEAR	FLOAT NEEDLE	F.V ASSY	F.B.G. O-RING
TRX200 Fourtrax 200	1984	18-8955x	—	18-2681
TRX200 Fourtrax 200	90-91	18-8955x	—	18-2681
TRX200D Fourtrax Type II	91-97	18-8955x	—	18-2681
TRX200SX Fourtrax	86-88	18-8955x	—	18-2681
ATC250ES	1985	18-8955x	—	18-2666
ATC250ES	86-87	18-8955x	—	18-2666
ATC250R	85-86	18-6354	—	18-8985
ATC250SX	1985	18-8955x	—	18-2666
ATC250SX	86-87	18-8955x	—	18-2666
TRX250 Fourtrax 250	1985	18-8955x	—	18-2666
TRX250 Fourtrax 250	86-87	18-8955x	—	18-2666
TRX250 Recon	97-01	18-8955x	—	18-2681
TRX250EX Sportrax 250EX	01-08	18-8955x	—	18-2681
TRX250X	09-12	18-8955x	—	18-2681
TRX250R Fourtrax 250R	86-89	18-6354	—	18-8985
TRX250TE Fourtrax Recon ES	02-12	18-8955x	—	18-2681
TRX250TM Fourtrax Recon	02-12	18-8955x	—	18-2681
TRX250X Fourtrax	87-88	18-8955x	—	18-4629
TRX250X Fourtrax	91-92	18-8955x	—	18-4629
TRX300 Fourtrax 300	88-00	18-8955x	—	18-4629
TRX300EX Fourtrax 300 EX	93-04	18-8955x	—	18-4629
TRX300FW Fourtrax 300 4x4	1988	18-8955x	—	18-4629
TRX300FW Fourtrax 300 4x4	90-00	18-8955x	—	18-4629
ATC350X	1985	18-8955x	—	18-2666
ATC350X	1986	18-8955x	—	18-2666
TRX350 Fourtrax 4x4	86-87	18-8955x	—	18-2666
TRX350D Fourtrax Foreman 4x4	87-89	18-8955x	—	18-2666
TRX350FE Fourtrax Rancher 4x4ES	00-06	18-8955x	—	18-4629
TRX350FM Fourtrax Rancher 4x4	00-06	18-8955x	—	18-4629
TRX350TE Fourtrax Rancher ES	00-04	18-8955x	—	18-4629

SUSPENSION

ACCESSORIES

MARINE

HONDA® DUALSPORT/OFFROAD APPLICATION	YEAR	FLOAT NEEDLE	F.V ASSY	F.B.G. O-RING
TL125/K1/K2 Trials	73-75	—	18-4620	18-2680
TL125S Trials	1976	18-4766	—	—
XL125/K1	74-75	—	18-4649	18-2680
XL125 Carb ID 065C	1976	—	18-4649	18-2680
XL125 Carb ID PD65A	1976	18-8953x	18-4649	18-2681
XL125/S	77-85	18-8953x	—	18-2681
CRF150F	03-12	—	—	18-2681
CRF150R/RB	07-12	18-6349	—	18-6274
SL175K/K1 Motosport 175	70-72	—	18-4620	18-2680
XL175	75-78	—	18-4649	—
XL185S	79-82	18-8953x	—	18-2681
XL185S	1983	18-8955x	—	18-2681
XR185	1979	18-8953x	—	18-2681
TLR200 Reflex	86-87	—	18-4649	18-2680
TR200 Fatcat	1986	18-8955x	—	18-2681
TR200 Fatcat	1987	18-8955x	—	18-2681
XL200R	83-84	18-8955x	—	18-2681
XR200	80-84	18-8953x	—	18-2681
XR200R	81-83	18-8953x	—	18-2681
XR200R	84-85	18-8953x	—	18-2659
CRF230F	03-12	—	—	18-2681
CRF230L	08-09	—	—	18-6323
CRF230M	09	—	—	18-6323
CRF250R	04-09	18-6349	—	18-6274
CRF250X	04-09	18-6349	—	18-6274
CR250R	81-83	—	—	18-8985
CR250R	84-96	18-6354	—	18-8985
CR250R	97-98	18-6354	—	—
CR250R	99-01	—	—	18-8985
NX250	88-90	18-8955x	—	—
XL250 Motosport	72-76	—	18-4762	18-2634
XL250S	78-81	18-8953x	—	18-2681
XL250R	1982	18-8955x	—	—
XL250R	84-87	18-8953x	—	18-2659
XR250L	91-96	18-8955x	—	18-2681
XR250	79-80	18-8953x	—	18-2681
XR250R	81-82	18-8953x	—	18-2681
XR250R	84-85	18-8953x	—	18-2659
XR250R	86-99	18-8953x	—	18-2681
XR250R	00-04	18-8953x	—	18-2681
XL350	77-78	18-8953x	—	—
XL350R	84-85	18-8953x	—	18-2659
XR350R	83-84	18-8953x	—	18-2659
XR350R	1985	18-8953x	—	—
XR400R	96-04	18-6354	—	18-2681
CR450R	1981	—	—	18-8985
CRF450R	03-08	18-6349	—	18-6274
CRF450X	04-09	18-6349	—	18-6274
CR500R	84-00	18-6354	—	18-8985
XL500S	79-81	18-8953x	—	18-2681
XL500R	1982	18-8955x	—	18-2681
XR500	79-80	18-8953x	—	18-2681
XR500R	81-82	18-8953x	—	18-2681
XR500R	83-84	18-8953x	—	—
XL600R	83-87	18-8953x	—	—
XR600R	85-87	18-8953x	—	—
XR600R	88-00	18-6354	—	18-2681
NX650	88-89	18-4761	—	—
XR650L Dual Sport	93-04	18-4761	—	—
XR650L	03-15	—	—	18-6323
XR650R	00-07	18-6354	—	—

KAWASAKI® STREET APPLICATION	YEAR	FLOAT NEEDLE	F.V ASSY	F.B.G. O-RING
EL250 Eliminator	88-94	18-8953x	—	18-2676
EX250 Ninja 250R	86-11	18-8953x	—	18-2676
KH250A5 (2-stroke triple)	1976	18-8956x	—	—
KL250D2~D22 KLR250 Dual Sport	85-05	18-8953x	—	18-2676
KZ250D1/D2 LTD & CSR	80-81	18-8953x	—	18-2634
KZ250L1 CSR	1982	18-8953x	—	18-2634

KAWASAKI® STREET APPLICATION	YEAR	FLOAT NEEDLE	F.V ASSY	F.B.G. O-RING
KZ250W1 LTD	1983	18-8953x	—	18-2634
S1A/B/C-250 (2-stroke triple)	73-75	18-8956x	—	—
EX305B1 GPz	1983	18-8953x	—	18-2634
KZ305A1/A2 CSR	81-82	18-8953x	—	18-2634
KZ305B1 CSR Belt	81-88	18-8953x	—	18-2634
KZ305B2/B3 LTD	87-88	18-8953x	—	18-2634
A7-350 Avenger	67-71	—	—	18-2667
A7SS-350 Avenger SS	70-71	—	—	18-2667
S3/S3A-400	74-75	18-8956x	18-4675	—
KH400A3/A4/A5	76-78	18-8956x	18-4675	—
KZ400A1/A2 Deluxe	77-78	18-8953x	—	18-2634
KZ400B1/B2	78-79	18-8953x	—	18-2634
KZ400C1	1978	18-8953x	—	18-2634
KZ400/D/D3/D4	74-77	18-8953x	—	18-2634
KZ400H1 LTD	1979	18-8953x	—	18-2634
KZ400S/S2/S3 Special	75-77	18-8953x	—	18-2634
KZ440A1/A2/A3/A4 LTD	80-83	18-8953x	—	18-2634
KZ440B1/B2	80-81	18-8953x	—	18-2634
KZ440D1/D2/D3/D4/D5 LTD	80-83	18-8953x	—	18-2634
KZ440G1 Belt	1982	18-8953x	—	18-2634
EN450A1~A6 LTD 454	85-90	18-8953x	—	18-2676
EN500 Vulcan 500	90-09	18-8953x	—	18-2676
EX500A1~A7	87-93	18-8953x	—	18-2676
EX500 Ninja 500R	94-09	18-8953x	—	18-2676
ER500 ER5	99-02	18-8953x	—	18-2676
H1-500 (2-stroke triple)	69-75	18-8956x	18-4675	18-2667
KH500A8 (2-stroke triple)	1976	18-8956x	18-4675	18-2667
KZ550A1/A2/A3	80-82	—	18-4621	18-2861
KZ550A4	1983	—	18-4625	18-4770
KZ550C1/C2/C3/C4 LTD	80-83	—	18-4621	18-2861
KZ550D1 GPz	1981	—	18-4621	18-2861
KZ550F1 Spectre	1983	—	18-4625	18-4770
KZ550F2 LTD	1984	—	18-4625	18-4770
KZ550H1/H2 GPz	82-83	—	18-4625	18-4770
KZ550M1 LTD	1984	—	18-4625	18-4770
ZX550A1/A2 GPz	84-85	—	18-4625	18-4770
ZX550A3 GPz (Canadian)	1986	—	18-4625	18-4770
ZR550B1/B2/B3/B4 Zephyr	90-93	18-8953x	—	18-2676
ZL600A1/A2 Eliminator	86-87	18-8953x	—	18-2676
ZL600B2/B3 Eliminator	96-97	18-8953x	—	18-2676
ZX600A1/A2/A3 Ninja	85-87	18-8953x	—	18-2676
ZX600B1 Ninja 600RX	1987	18-8953x	—	18-2676
ZX600C1~C10 Ninja 600R	88-97	18-8953x	—	18-2676
ZX600D1/D2/D3/D4 Ninja ZX-6	90-93	18-8953x	—	18-2677
ZX600E1~E10 Ninja ZX-6	93-02	18-8953x	—	18-2677
ZX600E11/E12 ZZR600	03-05	18-8953x	—	18-2677
ZX600F1/F2/F3 Ninja ZX-6R	95-97	18-8953x	—	18-2677
ZX600G Ninja ZX-6R	98-99	—	18-4744	18-8982
ZX600J Ninja ZX-6R	00-02	—	18-4744	18-8982
ZX600J ZZR600	05-08	—	18-4744	18-8982
EJ650A2/A3 (W650 twin)	00-01	18-6349	—	—
EJ650 W650	00-03	—	—	18-4816
KL650 KLR650	87-13	18-6349	—	18-2676
KL650B2/B3 Tengai KLR650	90-91	18-6349	—	18-2676
KLX650C1/C2/C3/C4 Dual Sport	93-96	18-6349	—	18-2676
KZ650B1/B2/B2A	77-78	18-8956x	18-4741	18-2614
KZ650B3	1979	18-8956x	18-4741	18-2623
KZ650C1/C2 Custom	77-78	18-8956x	18-4741	18-2614
KZ650C3 Custom	1979	18-8956x	18-4741	18-2623
KZ650D1/D1A SR	1978	18-8956x	18-4741	18-2614
KZ650D2 SR	1979	18-8956x	18-4741	18-2623
KZ650E1 LTD	1980	18-8956x	18-4741	18-2623
KZ650F1	1980	18-8956x	18-4741	18-2623
KZ650H1 CSR	1981	18-8956x	18-4741	18-2614
KZ650H2/H3 CSR	82-83	18-8957x	18-4741	18-2612
KZ700A1	1984	18-8957x	18-4671	18-2612
ZN700A1/A2 LTD	84-85	18-8953x	—	18-2634
VN700A1 Vulcan	1985	18-6349	—	—
H2/A/B/H2C-750 (2-stroke triple)	72-75	18-8956x	18-4675	18-2667

EQUIPMENT & TOOLS

HARD PARTS

CARB & FUEL

IGNITION/ELECTRICAL

CONTROL

SUSPENSION

ACCESSORIES

MARINE

AUTOMOTIVE

EQUIPMENT & TOOLS	KAWASAKI® STREET APPLICATION				
	YEAR	FLOAT NEEDLE	F.V ASSY	F.B.G. O-RING	
	KZ750B1/B2/B3/B4 (2 cylinder)	76-79	18-8956x	18-4652	18-2613
	KZ750E1/E2/E3	80-82	18-8953x	—	18-2634
	KZ750F1 LTD Shaft	1983	18-8953x	—	18-2634
	KZ750G1 LTD (2 cylinder)	1980	18-8956x	18-4652	18-2613
	KZ750H1/H2/H3/H4 LTD	80-83	18-8953x	—	18-2634
	KZ750K1/K2 LTD (2 cylinder)	83-84	18-8957x	18-4671	18-2612
	KZ750L3	1983	18-8957x	18-4671	18-2612
	KZ750M1 CSR (2 cylinder)	82-83	18-8957x	18-4671	18-2612
	KZ750N1/N2 Spectre	82-83	18-8953x	—	18-2634
	KZ750R1 GPz	1982	18-8957x	18-4671	18-2612
	VN750A Vulcan 750	85-06	18-6349	—	—
	ZR750C1/C2/C3 Zephyr	91-93	18-8953x	—	18-2676
	ZR750F2 ZR-7	2000	18-6349	—	18-2676
	ZR750H1/H2/H3 ZR-7S	01-03	18-6349	—	18-2676
	ZX750A1/A2/A3 GPz	83-85	18-8957x	18-4671	18-2612
	ZX750F1/F2/F3/F4 Ninja 750R	87-90	18-8953x	—	18-2676
	ZX750H1/H2 Ninja ZX-7	89-90	18-8953x	—	18-2677
	ZX750J1/J2 Ninja ZX-7	91-92	18-8953x	—	18-2677
	ZX750L1/L2/L3 Ninja ZX-7	93-95	18-8953x	—	18-2677
	ZX750P1~P8 Ninja ZX-7R	96-03	18-8953x	—	18-2677
	VN800 Vulcan(all)	95-06	18-8958	—	—
	KZ900A4/A5	76-77	18-8956x	18-4648	18-2614
	KZ900B1 LTD	1976	18-8956x	18-4648	18-2614
	KZ900C2 Police	1976	18-8956x	18-4648	18-2614
	ZL900A1/A2 Eliminator	85-86	18-8953x	—	18-2676
	ZX900A1/A2/A3 Ninja	84-86	18-8953x	—	18-2676
	ZX900B1/B2/B3/B4 Ninja ZX-9R	94-97	18-8953x	—	18-2677
	ZX900C1/C2 Ninja ZX-9R	98-99	18-8953x	—	18-2677
	ZX900D1/D2 ZX9R	00-01	18-8953x	—	—
	ZX900F1/F2 Ninja ZX-9R	02-03	18-8953x	—	18-2677
	KZ1000A1/A2	77-78	18-8956x	18-4648	18-2614
	KZ1000A3/A3A/A4 MKII	79-80	18-8956x	18-4648	18-2623
	KZ1000B1/B2 LTD	77-78	18-8956x	18-4648	18-2614
	KZ1000B3/B4 LTD	79-80	18-8956x	18-4648	18-2623
	KZ1000C1/C1A Police	1978	18-8956x	18-4648	18-2614
	KZ1000C2/C3/C4 Police	79-81	18-8956x	18-4648	18-2623
	KZ1000D1 Z1R	1978	18-8956x	18-4648	18-2614
	KZ1000D3 Z1R	1980	18-8956x	18-4648	18-2623
	KZ1000E1/E2 Shaft ST	79-80	18-8956x	18-4648	18-2623
	KZ1000J1/J2/J3	81-83	18-8957x	18-4671	18-2612
	KZ1000K1/K2 LTD	81-82	18-8957x	18-4671	18-2612
	KZ1000M1/M2 CSR	81-82	18-8957x	18-4671	18-2612
	KZ1000P1~P21 Police	82-02	18-8957x	18-4671	18-2612
	KZ1000R1/R2 Replica	82-83	18-8957x	18-4671	18-2612
	ZG1000A Concours	86-06	18-8953x	—	18-2676
	ZL1000A1 Eliminator	1987	18-8953x	—	18-2676
	ZX1000A1/A2 Ninja 1000R	86-87	18-8953x	—	18-2676
	ZX1000B1/B2/B3 Ninja ZX-10	88-90	18-8953x	—	18-2677
	KZ1100A1/A2/A3 Shaft	81-83	18-8957x	18-4671	18-2612
	KZ1100D1/D2 Spectre	82-83	18-8957x	18-4671	18-2612
	KZ1100L1 LTD	1983	18-8957x	18-4671	18-2612
	ZN1100B1/B2 LTD Shaft	84-85	18-8957x	18-4671	18-2612
	ZR1100A1/A2/A3/A4	92-95	18-8953x	—	18-2676
	ZR1100C3/C4 ZRX-1100	99-00	18-6349	—	18-2676
	ZX1100C1-C4 Ninja ZX-11	90-93	18-8953x	—	18-2677
	ZX1100D1~D9 Ninja ZX-11	93-01	18-8953x	—	18-2677
	ZX1100E1/E2/E3 GPz	95-97	18-6349	—	18-2676
	ZX1100F1 GPz (ABS)	1996	18-6349	—	18-2676
	ZG1200A/B Voyager XII	86-03	18-8953x	—	18-2676
	ZR1200A1/A2/A3 ZRX1200	01-05	18-6349	—	18-2676
	ZX1200C1-C4 ZZR1200	02-05	18-8953x	—	—
	VN1500 Vulcan 88	02-05	18-8953x	—	—

EQUIPMENT & TOOLS	KAWASAKI® ATV/UTV/SXS APPLICATION				
	YEAR	FLOAT NEEDLE	F.V ASSY	F.B.G. O-RING	
	KLT200A3 from frame # 522925	1982	18-8953x	—	18-2634
	KLT200A4/A4A	1983	18-8953x	—	18-2634
	KLT200B1	1983	18-8953x	—	18-2634
	KLT200C1	1983	18-8953x	—	18-2634
	KLF220A1~A15 Bayou 220	88-02	—	18-4657	18-2660
	KLF250A1/A2/A3 Bayou 250	03-05	—	18-4657	18-2660
	KLT250A1/A2	82-83	18-8953x	—	18-2634
	KLT250C1/C2/C3 Prairie	83-85	18-8953x	—	18-2634
	KLT250P1 Police	1985	18-8953x	—	18-2634
	KSF250A1~A18 Mojave 250	87-04	18-8953x	—	18-2676
	KXF250A1 Tecate 4	1987	—	18-4683	—
	KXF250A2 Tecate 4	1988	18-6349	—	18-8985
	KXT250A1/A2 Tecate 3	84-85	—	18-4683	—
	KXT250B1/B2 Tecate 3	86-87	—	18-4683	—
	KEF300A1~A6 Lakota 300	95-00	18-8953x	—	18-2676
	KEF300B1/B2/B3 Lakota Sport	01-03	18-8953x	—	18-2676
	KLF300A1/A2 Bayou	86-87	18-8953x	—	—
	KLF300B1~B17 Bayou 300	88-04	18-8953x	—	—
	KLF300C1~C16 Bayou 300 4x4	86-04	18-8953x	—	—
	KVF300A1~A4 Prairie 300 4x4	99-02	18-8953x	—	—
	KVF300B1/B2/B3/B4 Prairie 300	99-02	18-8953x	—	—
	KVF360 Prairie 360 (2 & 4WD)	03-11	18-8953x	—	18-2676
	KLF400B1~B7 Bayou 400 4x4	93-99	18-8953x	—	—
	KSF400	03-05	18-8944	—	—
	KVF400 Prairie (2 & 4WD)	97-02	18-8953x	—	—
	KVF650A1/A2 Prairie 650 4x4	02-03	18-8953x	—	—
	KVF650 Brute Force 4x4	05-10	18-8953x	—	—
	KSV700/KFX700	04-09	18-8953x	—	—
	KVF700A1/B1 Prairie 700 4x4	04-06	18-8953x	—	—
	KRF750 Teryx 750 4x4	2008	18-8953x	—	—
	KVF750 Prairie 750 4x4	05-07	18-8953x	—	—

EQUIPMENT & TOOLS	KAWASAKI® DUALSPORT/OFFROAD APPLICATION				
	YEAR	FLOAT NEEDLE	F.V ASSY	F.B.G. O-RING	
	KX60A1/A2/B1~B19	83-03	—	18-4675	18-6440
	KX65A1/A2/A3/A4/A5/A6	00-05	—	—	18-6440
	KD80/A2	75-76	—	—	—
	KDX80A/B/C	80-88	—	—	18-6440
	KX80A1	1979	—	—	18-6440
	KX85	01-08	—	—	18-2604*
	MC1/1A/1B-90	73-74	—	—	—
	MC1M/MC1MA-90	74-75	—	—	—
	G4TR100A~E	70-75	—	—	—
	KV100A7	1976	—	—	—
	G5/A/B/G5C-100	72-75	—	—	—
	G31M100	70-71	—	18-4675	—
	KD100M1/M2/M3/M4	76-79	—	—	—
	KX100D	01-08	—	—	18-2604*
	KE100A5/A6/A7	76-79	—	—	—
	KM100A1~A4	76-79	—	—	—
	KLX110A1/A2/A3/A4 KLX110R	02-05	—	—	18-2649
	KLX125A1/A2	03-04	—	18-4669	—
	KLX125B1/B2	03-04	—	18-4669	—
	KX125/A/A3	74-76	—	18-4675	—
	KX125	78-79	—	—	18-6426
	KX125B1/B2/C1/D1/E1/E2	82-87	—	18-4683	—
	KX125	88-97	18-6349	—	18-8985
	KX125K5/L1/L2	98-00	18-6349	—	—
	KX125	01-02	—	18-9203	18-6365
	KX125	03-05	—	18-9203	—
	KLX140L	08-12	—	—	18-2649
	F3-175 Bushwhacker	68-70	—	18-4675	—
	F7/F7A/F7B-175 Enduro	71-73	—	18-4675	—
	KDX175	80-81	—	—	18-6426
	KDX175A3	1982	—	18-4683	—
	KDX200A1/A2/A3/C1/C2	83-87	—	18-4683	—
	KDX200	88-05	18-6349	—	18-8985
	KDX220A4~A12	97-05	18-6349	—	18-8985
	F4 250 Sidewinder	69-70	—	18-4675	18-2667
	F11A/F11B-250	73-75	—	18-4675	18-2667

KAWASAKI® DUALSPORT/OFFROAD APPLICATION	YEAR	FLOAT NEEDLE	F.V ASSY	F.B.G. O-RING
KE250B1/B2/B3	77-79	—	18-4675	—
KDX250D1/D2/D3/D4	91-94	18-6349	—	18-8985
KL250A1/A1A/A2	78-79	18-8953x	—	18-2634
KL250D2~D22 KLR250	85-05	18-8953x	—	18-2676
KLX250	79-80	—	—	18-6463
KLX250R Offroad	94-96	18-8953x	—	18-2676
KLX250S/SF	06-10	18-8953x	—	18-2676
KX250F1/G1/H1/H2/J1/J2	88-93	18-6349	—	18-8985
KX250K1/K2/K3/K4	94-97	18-6349	—	18-8985
KX250 (2-stroke)	98-07	18-6349	—	18-2616*
KX250 KX250F (4-stroke)	08-10	18-6349	—	18-6274
KLX300A2~A10 Offroad	97-07	18-8953x	—	18-2676
F9/A/B/C-350	72-75	—	18-4675	—
KLX400A1 KLX400SR Dual Sport	2003	18-8944	—	—
KLX450R	08-12	18-6349	—	18-6274
KX450 KX450F (4-stroke)	06-08	18-6349	—	18-6274
KX500A2	1984	—	18-4683	—
KX500D1/E1~E16	88-04	18-6349	—	18-8985
KL600A1/B1/B2 KLR600	84-86	18-6349	—	18-2676
KL650A1~A19 KLR650	87-05	18-6349	—	18-2676
KL650B2/B3 Tengai KLR650	90-91	18-6349	—	18-2676
KL650E KLR650	08-13	18-6349	—	18-2676
KLX650A1/A2/A3/A4 Offroad	93-96	18-6349	—	18-2676
KLX650C Dual Sport	93-96	18-6349	—	18-2676
KLX650D1 Offroad	1996	18-6349	—	18-2676

KEIHIN® APPLICATION	YEAR	FLOAT NEEDLE	F.V ASSY	F.B.G. O-RING
Fits applications that use Keihin PJ/PWK 35/36/38/39mm carb No holes on o-ring.	ALL	—	—	18-8985

KTM® APPLICATION	YEAR	FLOAT NEEDLE	F.V ASSY	F.B.G. O-RING
Used With Models with PWK AG Carb Quad Vent/Air Striker with Hole On O-Ring				18-2616*
Fits applications that use Keihin PWK 38/39mm Carbs up to year 2000. No holes on o-ring. 250/300/360SX/MXC/EXC	96-00	—	—	18-8985
150SX	09-15	—	—	18-5595
150XC	10-15	—	—	18-5595
200XC-W	07-14	—	—	18-5595
250SX	03-15	—	—	18-5955

POLARIS® ATV/UTV APPLICATION	YEAR	FLOAT NEEDLE	F.V ASSY	F.B.G. O-RING
250 Scrambler	85-86	—	18-9242	18-2667
250 Cyclone	1987	—	18-9242	18-2667
250 Trail Boss	85-99	—	18-9242	18-2667
250 Trail Boss 4X4	87-92	—	18-9242	18-2667
250 Trail Boss 2X4	88-93	—	18-9242	18-2667
250 Big Boss 4X6/6x6	89-92	—	18-9242	18-2667
250 Trail Blazer	90-01	—	18-9242	18-2667
250 Big Boss 6X6	91-93	—	18-9242	18-2667
250 2X4/4X4/6X6	1993	—	18-9242	18-2667
300 2X4/4X4/6X6	94-95	—	18-9242	18-2667
300 Xplorer	96-01	—	18-9242	18-2667
300 Xpress	96-99	—	18-9242	18-2667
300 Sportsman	08-10	—	—	18-2655
325 Magnum 2x4/4x4	95-98	—	—	18-2655
325 Magnum 6x6	96-97	—	—	18-2655
325 Trail Boss	00-02	—	—	18-2655
325 Xpedition	00-02	—	—	18-2655
330 ATP 4x4	04-05	—	—	18-2655
330 Hawkeye 2x4	06-11	—	—	18-2655
330 Hawkeye 4x4	06-07	—	—	18-2655
330 Magnum	04-06	—	—	18-2655
330 Trail Boss	04-11	—	—	18-2655
330 Trail Blazer	08-11	—	—	18-2655
335 Sportsman	99-00	—	—	18-2655
335 Worker	1999	—	—	18-2655
350L Trail Boss 2X4/4X4	90-93	—	18-9242	18-2667

POLARIS® ATV/UTV APPLICATION	YEAR	FLOAT NEEDLE	F.V ASSY	F.B.G. O-RING
350L 2X4/4X4/6X6	1993	—	18-9242	18-2667
400 Sportsman	01-11	—	—	18-2655
400 Xpress	96-97	—	18-9242	18-2667
425 Xpedition	00-02	—	—	18-2655
450 Sportsman	06-07	—	—	18-2655
500 ATP	2005	—	—	18-2661
500 Magnum	99-03	—	—	18-2655
500 Scrambler	98-12	—	—	18-2661
500 Sportsman	96-00	—	—	18-2655
500 Sportsman	01-13	—	—	18-2661
500 Sportsman DUSE	2001	—	—	18-2661
500 Sportsman DUSE HO	2001	—	—	18-2655
500 Sportsman HO/RSE	02-13	—	—	18-2661
500 Xplorer	1997	—	—	18-2655
500 Big Boss 6x6	98-99	—	—	18-2655
500 Sportsman 6x6	00-07	—	—	18-2655
500 Worker	1999	—	—	18-2655
500 Worker	2001	—	—	18-2661
600 Sportsman	04-05	—	—	18-2655
700 Sportsman	04-06	—	—	18-2655
500 Scrambler	1997	—	—	18-2655
Ranger	1999	—	—	18-2655
Ranger 2x4/4x4/6x6	04-06	—	—	18-2655
Ranger 500 2x4	2009	—	—	18-2655
Ranger 400 4x4 HO	10-11	—	—	18-2655

SUZUKI® STREET APPLICATION	YEAR	FLOAT NEEDLE	F.V ASSY	F.B.G. O-RING
GN125Z/D	82-83	18-8957x	18-4653	18-2617
GN125EM~EV	91-97	18-8957x	18-4653	—
GN250Z/D	82-83	—	—	18-2617
GN250F	1985	—	—	18-2617
GN250J	1988	—	—	18-2617
GS250TT/TX	80-81	18-8957x	18-4653	—
GT250K/L/M/A/B Hustler	73-77	—	—	18-2667
GZ250	99-09	—	—	18-4646
GS300LZ/LD/LF	82-85	18-8957x	18-4653	—
GT380K/L/M/A/B Sebring	73-77	—	—	18-2667
GN400T/XT/XX/TX/TX	80-82	—	—	18-2617
GS400B/XB	1977	—	18-4700	18-2613
GS425E/L	1979	—	18-4700	18-2600
GS450E/L	80-82	—	18-4700	18-2600
GS450ED	1983	18-8957x	18-4653	18-2612
GS450GAF Automatic	1985	18-8957x	18-4653	—
GS450LD	1983	18-8957x	18-4653	18-2612
GS450LF/LG/LH/LJ	85-88	18-8957x	18-4653	18-2612
GS450TXD	1983	18-8957x	18-4653	18-2612
GS500E	89-00	18-8944	18-4709	18-2661
GS500E	01-02	18-8944	18-8969	18-2661
GS500F	04-09	—	—	18-4646
GT500A/B Titan	76-77	—	—	18-2667
GS550B/C/EC	77-78	18-8956x	18-4648	18-2614
GS550N/EN/LN	1979	18-8956x	18-4648	18-2614
GS550ET	1980	18-8957x	18-4653	18-2612
GS550ED/ESD	1983	—	18-4729	—
GS550ES3/ESE/EF/ESF/ESG	83-86	—	18-4729	—
GS550LT/LX/LZ	80-82	18-8957x	18-4653	18-2612
GS550LD	1983	—	18-4729	—
GS550LF/LG	85-86	—	18-4729	—
GS550MZ	1982	18-8957x	18-4653	18-2612
GS550TX	1981	18-8957x	18-4653	18-2612
GT550K/L/M/A/B Indy	73-77	—	—	18-2667
GSF600 Bandit	96-03	18-8953x	—	18-2676
GSX600FJ/FK Katana	88-89	18-8957x	18-4653	18-2655
GSX600FL~FV Katana	90-97	18-8944	—	18-2661
GSX-R600V/W/X/Y	97-00	—	18-8969	18-2851
GR650D/XD Tempter	1983	18-8957x	18-4653	18-2612
GS650EX/EZ	81-82	18-8957x	18-4653	18-2612
GS650GX/GZ/GD	81-83	18-8957x	18-4653	18-2612
GS650GLX/GLZ/GLD	81-83	18-8957x	18-4653	18-2612
GS650MD Katana	1983	18-8957x	18-4653	18-2612

EQUIPMENT & TOOLS

HARD PARTS

CARB & FUEL

IGNITION/ELECTRICAL

CONTROL

SUSPENSION

ACCESSORIES

MARINE

AUTOMOTIVE

	SUZUKI® STREET APPLICATION					
	YEAR	FLOAT NEEDLE	F.V ASSY	F.B.G. O-RING		
EQUIPMENT & TOOLS	LS650FG/FH Savage	86-87	—	—	18-2617	
	LS650P Savage	86-88	—	—	18-2617	
	LS650P Savage	95-04	—	—	18-2617	
	LS650PS40	05-13	—	—	18-2617	
	SV650/S	99-02	—	—	18-2851	
HARD PARTS	GS700EF/ESF	1985	18-8957x	18-4653	18-2612	
	GV700GLF Madura	1985	18-8957x	18-4653	—	
	GS750B/C/EC	77-78	18-8956x	18-4648	18-2614	
	GS750N/EN/LN	1979	18-8956x	18-4648	18-2614	
	GS750ET/EX/EZ/ED/ESD	80-83	18-8957x	18-4653	18-2612	
	GS750LT/LX	80-81	18-8957x	18-4653	18-2612	
	GS750T/TD	82-83	18-8957x	18-4653	18-2612	
	GS750SD Katana	1983	18-8957x	18-4653	18-2612	
	GSX750F Katana	89-97	18-8944	—	18-2661	
	GSX750F Katana	98-06	—	—	18-4646	
CARB & FUEL	GSX-R750G/H	86-87	18-8957x	18-4653	18-2655	
	GSX-R750RG	1986	18-8957x	18-4653	18-2655	
	GSX-R750J/K	88-89	18-8944	—	18-2661	
	GSX-R750L/M/N (Calif)	90-92	18-8944	—	18-2661	
	GSX-R750L/M/N (49 state)	90-92	18-8944	18-4705	18-2661	
	GSX-R750WP/WR/WS (Calif)	93-95	18-8944	—	18-2661	
	GSX-R750WP/WR/WS (49 state)	93-95	18-8944	18-4705	18-2661	
	GSX-R750T/V	96-97	—	18-8969	18-2851	
	GT750J/K Lemans	72-73	—	—	18-2667	
	GT750L/M/A/B Lemans	74-77	18-8956x	18-4652	18-2613	
IGNITION/ELECTRICAL	VS800G Intruder	92-09	18-8944	18-4682	—	
	VL800 Volusia	01-04	—	—	18-2851	
	VX800L/M/N/P	90-93	18-8944	18-4711	—	
	VZ800 Marauder	97-04	18-8944	18-4682	—	
	GS850GN	1979	18-8956x	18-4670	18-2614	
	GS850GT/GX/GZ/GD	80-83	18-8957x	18-4653	18-2612	
	GS850GLT/GLX/GLZ/GLD	80-83	18-8957x	18-4653	18-2612	
	GS1000C/EC/N	78-79	18-8956x	18-4648	18-2614	
	GS1000EN/LN/SN	1979	18-8956x	18-4648	18-2614	
	GS1000ET	1980	18-8957x	18-4653	18-2612	
CONTROL	GS1000GT/GX	81-82	18-8957x	18-4653	18-2612	
	GS1000GLT/GLX	81-82	18-8957x	18-4653	18-2612	
	GS1000ST	1980	18-8957x	18-4653	18-2612	
	GS1000SZ Katana	1982	18-8957x	18-4653	18-2612	
	GS1100ET/EX/EZ/ED/ESD	80-83	18-8957x	18-4653	18-2612	
	GS1100GZ/GLZ/GD/GLD	82-83	18-8957x	18-4653	18-2612	
	GS1100GKZ/GK2/GKD/GKE	82-84	18-8957x	18-4653	18-2612	
	GS1100LT	1980	18-8957x	18-4653	18-2612	
	GS1100SD Katana	1983	18-8957x	18-4653	18-2612	
	GSX1100F Katana	88-93	—	18-4729	18-2655	
SUSPENSION	GSX1100GM/GN/GP Shaft	91-93	18-8944	18-4709	18-2661	
	GSX-R1100G/H/J	86-88	18-8957x	18-4653	18-2655	
	GSX-R1100K/L/M/N	89-92	18-8944	—	18-2661	
	GSX-R1100WP/WR	93-94	18-8944	18-4705	18-2661	
	GSX-R1100WS/WT/WV/WW	95-98	18-8944	18-4727	18-2661	
	GS1150ES3/ESE/EF/ESF	83-85	18-8957x	18-4653	18-2612	
	GS1150EF2/EG/ESG	85-86	18-8957x	18-4653	18-2612	
	GSF1200SV/SW/SX/SY Bandit	97-00	—	18-4727	18-2661	
	GSF1200SAV Bandit	1997	—	18-4727	18-2661	
	GSF1200/S Bandit	01-05	—	—	18-4646	
ACCESSORIES	GV1200GLF/GLG Madura	85-86	18-8957x	18-4653	—	
	GV1200GLF2 Madura	1985	18-8957x	18-4653	—	
	VS1400GL Intruder	87-92	18-8944	18-4711	—	
	VS1400GL Intruder	93-09	18-8944	18-4682	—	
	VL1500 Intruder LC	98-04	—	—	18-2851	
	MARINE	SUZUKI® ATV APPLICATION	YEAR	FLOAT NEEDLE	F.V ASSY	F.B.G. O-RING
		ALT50	83-84	—	18-9215	18-6443
		LT50	84-87	—	18-9215	—
		LT-A50 QUADMASTER	02-05	—	18-9215	—
		LT50R	84-87	—	—	18-6512
LT-Z50 QUADSPORT		04-10	—	18-9196	—	
LT80		96-06	—	18-9227	18-6451	
LT80S		87-95	—	18-9227	18-6451	
ALT125		83-86	—	—	18-6443	
AUTOMOTIVE		SUZUKI® ATV APPLICATION	YEAR	FLOAT NEEDLE	F.V ASSY	F.B.G. O-RING
	LT125	83-87	—	—	18-6443	
	LT160	89-92	—	—	18-9260	
	LT160	03-04	—	—	18-9260	
	ALT185F	1985	—	—	18-4606 18-6443	
	LT185E/F/G/H Quadrunner	84-87	—	—	18-4606	
	LT230EH/EJ/EK/EL Quadrunner	87-90	—	—	18-4606	
	LT230EM/EN/EP Quadrunner	91-93	—	—	18-4606	
	LT230GEF/GEG Quadrunner	85-86	—	—	18-4606	
	LT-F230G/H	86-87	—	—	18-4606	

LT-250EF	85-86	—	—	18-4657	—
LT250RF~RN Quad racer	85-92	—	—	18-4683	18-6447
LT-F250J/K	88-89	—	—	18-4657	—
LT-F250 Quadrunner 2WD	90-99	18-8957x	18-4653	18-2655	—
LT-F250F Quadrunner 4WD	1999	18-8957x	18-4653	18-2655	—
LT-F250F Quadrunner 4WD	00-02	—	—	18-8969	18-4646
LT-Z250 Quad Sport	04-09	—	—	—	18-4646
LT-4WD Quadrunner 4WD	87-89	—	—	18-4657	—
LT-4WD Quadrunner 4WD	90-98	18-8957x	18-4653	18-2655	—
LT-F300F King Quad	1999	—	—	18-4711	18-2655
LT-F300F King Quad	00-02	—	—	18-4711	18-2655
LT-F4WDX King Quad	91-95	—	—	18-4711	18-2655
LT-F4WDX King Quad	96-98	—	—	18-4711	18-2655
LT-F4WDX King Quad E33 (Cal)	1998	18-8957x	18-4653	18-2655	—
LT-F4WDV/WDW	97-98	—	—	18-4653	—
LT-A400F Eiger Auto (2 & 4WD)	02-09	18-6349	—	—	18-2676
LT-F400F Eiger 4WD	02-09	18-6349	—	—	18-2676
LT-Z400 Quad Sport	03-08	18-8944	—	—	18-4646
LT500R	85	—	—	—	18-6447
LT-A500F Vinson Auto 4WD	02-07	18-6349	—	—	18-2676
LT-F500F Quadrunner 4WD	98-02	—	—	—	18-2655
LT-F500F Vinson 4WD	03-07	18-6349	—	—	18-2676
SUZUKI® DUALSPORTS/OFFROAD APPLICATION					
JR50	78-06	—	—	18-9215	18-6512
JR50	00-06	—	—	—	18-6512
RM50	78-80	—	—	18-9220	18-6440
TS50	73-74	—	—	18-9220	—
RM60	79-83	—	—	18-9220	18-6440
RM60K3	2003	—	—	18-4675	18-6440
RM65K3/K4	03-04	—	—	—	18-6440
TM75	74-76	—	—	18-9220	—
TS75	75-77	—	—	18-9220	—
DS80	78-82	—	—	18-9220	18-6440
DS80	83-00	—	—	18-9220	—
JR80	01-04	—	—	18-9220	—
RM80	77-79	—	—	18-9220	18-6440
RM80	80-01	—	—	18-9214	—
RM85	02-07	—	—	—	18-2604*
DR100D/E/F/G/H/J/K/L	83-90	—	—	18-4657	—
SP100	1983	—	—	18-4657	—
SP100D	1983	—	—	18-4657	—
RM100	76-81	—	—	18-9033	18-6426
RM100K3	2003	—	—	—	18-2604*
DR-Z110K3/K5	03-05	—	—	—	18-2649
DR125G/H/J	86-88	—	—	18-4657	—
DR125S	94-96	18-8957x	18-4653	—	—
DR125	1984	—	—	18-4657	—
DR-Z125/L	03-05	—	—	18-4669	—
RM125	75-79	—	—	18-9033	18-6426
RM125	81-83	—	—	18-9216	18-6513
RM125E/F/G/H	84-87	—	—	18-4683	18-6447
RM125J/K/L/M/N/P	88-93	—	—	18-4665	18-2552
RM125R/S/T/V/W	94-98	18-6349	—	—	18-8985
RM125X/Y	99-00	18-6349	—	—	—
RM125	01-08	—	—	18-9203	—
SP125G/H/J	86-88	—	—	18-4657	18-6426
PE175	78-79	—	—	18-9033	18-6426
PE175	80-84	—	—	18-9216	18-6513
RS175	80-82	—	—	18-9033	—

SUZUKI® DUALSPORTS/OFFROAD APPLICATION	YEAR	FLOAT NEEDLE	F.V ASSY	F.B.G. O-RING
DR200SE Dual Sport	96-09	18-8957x	18-4653	18-2655
SP200G/H/J	86-88	18-8957x	18-4653	—
DR250	82-85	—	—	18-6463
DR250S Dual Sport	90-95	18-8944	18-4709	18-2661
DR-Z250 E33 (Calif)	01-07	—	—	18-4646
PE250	77-79	—	18-9033	18-6514
PE250	80-81	—	18-9216	18-6513
RL250L/M Trials Exacta	74-75	—	—	18-2667
RM250	76-80	—	18-9033	18-6514
RM250	81	—	18-9216	18-6513
RM250Z/D/E/F/G	82-86	—	18-4683	18-6447
RM250J/K/L/M/N	88-92	—	18-4665	—
RM250P/R/S/T	93-96	18-6354	—	18-8985
RM250V	1997	18-6349	—	18-8985
RM250W/X/Y/K1/K2/K3/K4	98-05	18-6349	—	18-2616*
RM250K6/K7	06-07	—	—	18-2616*
RMX250K/L/M/N	89-92	—	18-4665	—
RMX250P/R/S/T/V/W	93-98	18-6354	—	18-8985
RM-Z250K4 (4-stroke)	04-09	18-6349	—	18-6274
RS250	80-81	—	18-9216	—
SP250Z/D	82-83	—	—	18-2617
SP250F	1985	—	—	18-2617
TM250	73-75	—	18-9033	18-6426
TS250R/J/K/L/M Savage	71-75	—	—	18-2667
DR350S Dual Sport	90-93	18-8944	18-4709	18-2661
DR350SE Dual Sport	94-99	18-8944	18-4709	18-2661
DR350 Offroad E33 (CALIF)	97-99	18-8944	18-4709	18-2661
DR370	78-79	—	—	18-6463
RM370	76-77	—	18-9033	18-6514
SP370	78-79	—	—	18-6463
DR400	80	—	—	18-6463
DR-Z400EY/EK1/EK2	00-02	18-6349	—	—
DR-Z400EK3/EK4 (FCR Carb)	03-04	18-6349	—	—
DR-Z400E Offroad E33 (Calif)	04-07	—	—	18-4646
DR-Z400S Dual Sport	00-12	—	—	18-4646
DR-Z400SM Supermoto	05-09	—	—	18-4646
PE400	80-81	—	18-9216	18-6513
RM400	78-80	—	18-9033	18-6514
SP400T	1980	—	—	18-2617
TM400	73-75	—	18-9033	18-6426
TS400L/M/A/B Savage	74-77	—	18-9033	18-2667
RM-Z450K4 (4-stroke)	05-07	18-6349	—	18-6274
RM465Z	1982	—	18-4683	18-6447
DR500	81-83	—	—	18-6463
RM500D/E	83-84	—	18-4683	18-6447
SP500X/Z/D	81-83	—	—	18-2617
SP600F	1985	—	—	18-2617
DR650S	91-93	—	—	18-2661
DR650SE	94-12	—	—	18-2661

TRIUMPH® STREET APPLICATION	YEAR	FLOAT NEEDLE	F.V ASSY	F.B.G. O-RING
Daytona 750	92-93	18-8944	—	18-2661
Bonneville T100	02-05	18-8953	—	18-2676
America	02-07	18-8953	—	18-2676
Scrambler	06-08	18-8953	—	18-2676
Speedmaster	02-07	18-8953	—	18-2676
Sprint (to eng # 55880)	93-98	18-8944	—	18-2661
Sprint (eng # 55881 on)	93-98	18-8953	—	18-2676
Sprint Calif. (to eng # 55615)	93-98	18-8944	—	18-2661
Sprint Calif. (eng # 55616 on)	93-98	18-8953	—	18-2676
Legend TT	98-01	18-8953	—	18-2676
Thunderbird 885 (to eng #62506)	95-14	18-8944	—	18-2661
Thunderbird 885 (eng #62507 on)	95-14	18-8953	—	18-2676
Tiger 885 (to eng# 55615)	93-98	18-8944	—	18-2661
Tiger 885 (eng# 55616 on)	93-98	18-8953	—	18-2676
Thunderbird Sport	98-03	18-8953	—	18-2676
Adventurer 900 (to eng # 62506)	96-01	18-8944	—	18-2661
Adventurer 900 (eng #62507 on)	96-01	18-8953	—	18-2676
Trident 900 (to eng # 55880)	91-98	18-8944	—	18-2661

TRIUMPH® STREET APPLICATION	YEAR	FLOAT NEEDLE	F.V ASSY	F.B.G. O-RING
Trident 900 (eng # 55881 on)	91-98	18-8953	—	18-2676
Trident 900 Calif. (to eng # 55615)	91-98	18-8944	—	18-2661
Trident 900 Calif. (eng # 55616 on)	91-98	18-8953	—	18-2676
Trophy 900 (to eng # 55880)	91-04	18-8944	—	18-2661
Trophy 900 (eng # 55881 on)	91-04	18-8953	—	18-2676
Trophy 900 Calif. (to eng # 55615)	91-04	18-8944	—	18-2661
Trophy 900 Calif. (eng # 55616 on)	91-04	18-8953	—	18-2676
Thruxton 900	04-07	18-8953	—	18-2676
Daytona 1000	92-93	18-8944	—	18-2661
Daytona 1200	93-06	18-8944	—	18-2661

YAMAHA® STREET APPLICATION	YEAR	FLOAT NEEDLE	F.V ASSY	F.B.G. O-RING
BA50	96	18-8918	—	—
CA50 RIVA	83-86	—	—	18-6430
CE50E	86-87	—	—	18-6430
CG50E	88	18-8918	—	18-6430
CG50 JOG	88-91	—	—	18-6430
CV50R	01	18-8918	—	—
CW50	90-03	18-8918	—	—
CW50R	95	18-8918	—	—
CW50RS	95-09	18-8918	—	—
CY50	90-96	18-8918	—	—
CY50 JOG	92-01	—	—	18-6430
EW50	03-11	18-8918	—	—
LB50P	78-82	—	—	18-6427
SH50	87-94	18-8918	—	—
U5	66-67	—	—	18-6427
YA50	94-96	18-8918	—	—
YE50	92-95	18-8918	—	—
YJ50	94-97	18-8918	—	—
YM50	95	18-8918	—	—
YN50	00-01	18-8918	—	—
YSR50	87-92	—	18-9175	—
YV50	98	18-8918	—	—
YW50	09	18-8918	—	—
MJ2	62-64	—	—	18-6427
CW65	92-94	18-8918	—	—
LB802A	76-78	—	—	18-6427
G6S	70-71	—	—	18-6427
G7S	72	—	—	18-6427
MG1T	64-65	—	—	18-6427
YE80	95	18-8918	—	—
YG1	63-65	—	—	18-6427
YG1T	64-66	—	—	18-6427
YG5	68-69	—	—	18-6427
YGS1	66	—	—	18-6427
HS1	70-71	—	—	18-6427
HT1	70-71	—	18-9220	—
YA90	97	18-8918	—	—
YL1	66-67	—	—	18-6427
YN100	01-03	18-8918	—	—
L5T	69-70	—	18-9220	—
LS2	72	—	18-9220	—
YL2	67	—	18-9220	—
YL2C	67-68	—	18-9220	—
YQ100	01-02	18-8918	—	—
ASC2	69	—	18-9220	—
TA125	1975	—	18-4650	—
XC125 RIVA	85-01	18-8908	—	—
XC125Z RIVA	87-90	18-8908	—	—
XC125T	94-98	—	18-9035	—
XC125TR	96-99	—	18-9035	—
YASC1	68	—	18-9220	—
XC180 Riva	83-85	18-8944	18-4676	—
CS3B/C	71	—	18-9220	—
CS5	72	—	18-9220	—
XC200 RIVA	87-91	18-8908	—	—
XC200Z RIVA	87-90	18-8908	—	—
RD250/A/B	73-75	—	18-4650	18-2652
SR250 Exciter/Exciter II	80-82	18-8944	18-4676	18-2612
SRX250T/JC	1987	18-8940	—	18-4774
XV250 Route66/Virago/V-Star	88-12	18-8944	—	18-8996

EQUIPMENT & TOOLS

HARD PARTS

CARB & FUEL

IGNITION/ELECTRICAL

CONTROL

SUSPENSION

ACCESSORIES

MARINE

AUTOMOTIVE

	YAMAHA® STREET APPLICATION	YEAR	FLOAT NEEDLE	F.V ASSY	F.B.G. O-RING
EQUIPMENT & TOOLS	RD350/A/B	73-75	—	18-4650	18-2652
	RZ350L/N/NC/NCII	84-85	—	—	18-6440
	XS360C/D/2D	76-77	18-8956x	18-4652	18-2613
	FZR400	88-90	18-8944	—	—
	RD400C/D/E/F	76-79	—	18-4650	18-2652
	XS400D/E/2E/F/2F	77-79	18-8956x	18-4652	18-2617
	XS400 Special Series	80-82	18-8944	18-4676	18-2612
	XS400J Maxim	1982	18-8957x	18-4653	18-2635
	XS400K Maxim	1983	18-8957x	—	18-2635
	XS400RJ Seca	1982	18-8957x	18-4653	18-2635
HARD PARTS	XS400RK Seca	1983	18-8957x	—	18-2635
	SR500E/F/G/H	78-81	18-8942	—	—
	XS500C/D	76-77	—	—	18-2613
	XS500E	1978	18-8956x	18-4652	18-2617
	XV535 Virago	87-88	—	—	18-2852
	XV535 Virago	90-99	18-8944	18-4757	18-2852
	XJ550H/J/K Maxim	81-83	18-8944	18-4676	18-2615
	XJ550RH/RJ/RK Seca	81-83	18-8944	18-4676	18-2615
	XZ550RJ Vision	1982	18-8957x	—	—
	XZ550RK Vision	1983	18-8957x	18-4653	—
CARB & FUEL	FJ600L/LC/N/NC	84-85	18-8944	18-4676	18-2635
	FZ600S/SC/T/TC/U/UC	86-88	18-8944	18-4760	18-2615
	FZR600	89-99	18-8944	—	18-2858
	XJ600 Seca II	1992	18-8944	—	18-8996
	XJ600 Seca II	93-98	18-8944	18-4684	18-8996
	SRX600S/SC	1986	18-8935	—	18-4773
	YX600S/SC~A/AC Radian	86-90	18-8944	18-4760	18-2615
	YZF600R	95-07	18-8953x	—	18-2677
	YZF-R6	99-01	18-8944	—	—
	XJ650G/H/J/K Maxim	80-83	18-8943	18-8937	18-2619
IGNITION/ELECTRICAL	XJ650LH Midnight Maxim	1981	18-8943	18-8937	18-2619
	XJ650LJ/LK Seca Turbo	82-83	18-8957x	—	—
	XJ650RJ Seca	1982	18-8943	18-8937	18-2619
	XS-1/XS-1B 650	70-71	—	18-4650	18-2613
	XS2-650	1972	—	—	18-2613
	TX650/A	73-74	—	—	18-2613
	XS650B/C/D/E/F	75-79	—	—	18-2613
	XS6502F	1979	—	—	18-2613
	XS650SE/SF Special	78-79	—	—	18-2613
	XS650 Twins, All	80-83	18-8944	18-4676	18-2612
CONTROL	XVS650 V-Star	98-11	18-8944	—	18-8996
	FZ700T/TC	1987	18-8944	18-4684	18-8992
	FZX700S/SC/T/TC	86-87	18-8944	18-4684	18-8992
	XJ700N/NC Maxim (Hitachi)	1985	18-8943	18-8937	18-2619
	XJ700S/SC Maxim (Hitachi)	1986	18-8943	18-8937	18-2619
	XJ700XN/XNC Maxim X (Mikuni)	1985	18-8944	18-4760	18-2635
	XJ700XS/XSC Maxim X (Mikuni)	1986	18-8944	18-4760	18-2635
	XV700Virago, All	84-87	18-8943	18-8937	18-8994
	FZ750N/S/SC	85-86	18-8944	18-4684	18-8992
	FZ750U/UC	1988	18-8944	—	18-8992
SUSPENSION	FZR750RT	1987	18-8944	18-4684	18-8992
	FZR750RU	1988	18-8944	—	18-8992
	TX750/A	73-74	—	—	18-2613
	XJ750J/K Maxim	82-83	18-8943	18-8937	18-2619
	XJ750MK Midnight Maxim	1983	18-8943	18-8937	18-2619
	XJ750RH/RJ/RK Seca	81-83	18-8943	18-8937	18-2619
	XS750D/2D	1977	18-8956x	18-4652	18-2613
	XS750E/F	78-79	18-8956x	18-4652	18-2617
	XS750SE/SF Special	78-79	18-8956x	18-4652	18-2617
	XV750H/J/K Virago	81-83	18-8943	18-8937	18-2624
ACCESSORIES	XV750MK Midnight Virago	1983	18-8943	18-8937	18-2624
	XV750 Virago, All	88-98	18-8944	18-4758	18-2696
	YZF750	94-98	—	—	18-2858
	TDM850	92-93	18-8944	—	18-2858
	XS850G/H	80-81	18-8943	—	18-2622
	XS850LG/LH Midnight Special	80-81	18-8943	—	18-2622
	XS850SG/SH Special	80-81	18-8943	—	18-2622
	XJ900RK Seca	1983	18-8957x	—	18-2635
	XV920J Virago	1982	18-8943	18-8937	18-2624
	XV920K Virago	1983	18-8943	18-8937	18-8994
MARINE	XV920MK Midnight Virago	1983	18-8943	18-8937	18-8994
	XV920RH/RJ	81-82	18-8943	18-8937	18-2624
	FZR1000T/TC/U/UC	87-88	18-8944	—	18-8992

	YAMAHA® STREET APPLICATION	YEAR	FLOAT NEEDLE	F.V ASSY	F.B.G. O-RING
	FZR1000W/WC~F/FC	89-95	18-8944	—	18-2858
	FZS1000 FZ1	01-05	18-8944	18-8941	18-4646
	XV1000L/LC/N/NC Virago	84-85	18-8943	18-4740	18-8994
	YZFR-1	98-01	18-8944	18-8941	18-2851
	FJ1100L/LC/N/NC	84-85	18-8944	18-4760	18-2635
	XJ1100J Maxim	1982	18-8944	18-4676	18-2612
	XS1100E/F	78-79	18-8956x	18-4652	18-2617
	XS1100G/H	80-81	18-8944	18-4676	18-2612
	XS1100LG/LH Midnight Special	80-81	18-8944	18-4676	18-2612
	XS1100SF Special	1979	18-8956x	18-4652	18-2617
	XS1100SG/SH Special	80-81	18-8944	18-4676	18-2612
	XV1100S/SC/T/TC Virago	86-87	18-8943	18-4740	18-8994
	XV1100U/UC~L/LC Virago	88-99	18-8944	18-4758	18-2696
	XVS1100 V-Star, All	99-09	18-8944	—	18-4646
	FJ1200S/SC/T/TC	86-87	18-8944	18-4760	18-2635
	FJ1200W/WC/A/AC	89-93	18-8944	18-4758	18-2635
	VMX12 V-Max	85-07	18-8944	18-4757	18-2852
	XVZ1200 Venture	83-85	—	—	18-2852
	XVZ13 Venture & Venture Royale	86-93	18-8944	18-4757	18-2852
	XVZ1300 Royal Star	96-00	18-8944	18-4758	18-8996
	XVZ1300 Boulevard	2001	18-8944	18-4758	18-8996
	XVZ1300 Tour Classic	96-00	18-8944	18-4758	18-8996
	XVZ1300 Tour Deluxe	00-01	18-8944	18-4758	18-8996
	XVZ13 Royal Star Tour Deluxe	05-10	18-8944	18-8941	18-2851
	XVZ1300 Venture	99-13	18-8944	18-8941	18-2851
	XVZ1300MM Limited Edition	2000	—	—	18-2851
	XVZ1300 Midnight Venture	02-07	—	—	18-2851
	XVZ1300 Tour Deluxe	04-07	—	—	18-2851
	XV1600 Road Star	99-03	18-8944	—	18-4646
	XV1700 Road Star	04-07	18-8944	—	18-4646
	YAMAHA® ATV/UTV APPLICATION	YEAR	FLOAT NEEDLE	F.V ASSY	F.B.G. O-RING
	YFM50 RAPTOR	04-08	18-8905	—	18-6363
	YFM80 BADGER	85-88	18-8905	—	—
	YFM80 BADGER	92-95	18-8905	—	18-6363
	YFM80 BADGER	96-01	18-8905	—	18-6363
	YFM80G GRIZZLY	05-08	18-8905	—	18-6363
	YFM80GH GRIZZLY	06-08	18-8905	—	18-6363
	YFM80R RAPTOR	05-08	18-8905	—	18-6363
	YFM80W RAPTOR	02-04	18-8905	—	18-6363
	YFM100 CHAMP	87-91	18-8905	—	18-6363
	YFA1W Breeze Moto-4	1989	—	—	18-2660
	YFA1 Breeze Moto-4	91-04	—	—	18-2660
	YFM125G Grizzly	04-10	—	—	18-2660
	YFM125R Raptor	11-12	—	—	18-4646
	YT125G/H/J/K/L/N Tri-Moto	80-85	—	—	18-6440
	YT175J/K Tri-Moto	82-83	—	—	18-6440
	YFM200N Moto-4	1985	—	—	18-2660
	YFM200DXS~DXW Moto-4	86-89	—	—	18-2660
	YFS200U~T Blaster	88-05	—	—	18-4667
	YTM200 Tri-Moto	83-85	—	—	18-2660
	YFM225S/T/U Moto-4	86-88	—	—	18-2660
	YTM225DRN/DRS Tri-Moto	85-86	—	—	18-2660
	YTM225DX Tri-Moto	83-85	—	—	18-2660
	YFU1TW/YFU1W Pro-Hauler	1989	—	—	18-2660
	YFB250 Timberwolf	92-00	—	—	18-2660
	YFM25 Bruin 250	05-06	—	—	18-4646
	YFM25 Big Bear 250	07-09	—	—	18-4646
	YFM250W/A/B Moto-4	89-91	—	—	18-2660
	YFM250R Raptor	08-11	—	—	18-4646
	YFM250X Bear Tracker	99-04	—	—	18-9035
	YFM350AS Bruin 350 Auto 2WD	04-06	18-8944	18-9255	18-4646
	YFM350ERT~ERA Moto-4 ATV	87-90	18-8944	18-9073	18-4628
	YFM350ERD/ERE/ERF/ERG	92-95	18-8944	18-9073	18-4628
	YFM350FA Bruin 350 Auto 4X4	04-06	18-8944	18-9255	18-4646
	YFM35G/FG Grizzly	07-11	—	—	18-9255
	YFM350FWT~FWJ Big Bear	87-97	18-8944	18-9073	18-4628
	YFM350FWB Big Bear 4WD	97-99	18-8944	18-9035	18-2655
	YFM350FXG Wolverine	1995	18-8944	18-9073	18-4628
	YFM350FX Wolverine	96-05	18-8944	18-9035	18-2655
	YFM350R Raptor	04-11	18-8944	—	18-4646
YFM350U Big Bear 2WD	96-98	18-8944	18-9073	18-4628	

YAMAHA® ATV/UTV APPLICATION	YEAR	FLOAT NEEDLE	F.V ASSY	F.B.G. O-RING
YFM350UL Big Bear 2WD	1999	18-8944	18-9035	18-2655
YFM350XT~XS/XSC Warrior	87-04	18-8944	18-9073	18-4628
YFP350U Terrapro	1988	18-8944	18-9073	18-4628
YFZ350T~T Banshee	87-05	18-8944	18-4672	18-6440
YFM400 Big Bear 400	00-04	_____	18-9255	18-4646
YFM40 Big Bear 400	05-11	_____	18-9255	18-4646
YFM400FW Kodiak 4WD	93-98	18-8944	18-9073	18-4628
YFM400FW Kodiak 400 4WD	1999	_____	_____	18-2655
YFM400A/FA Kodiak 2WD/4WD	00-06	18-8944	18-9255	18-4646
YFM4FG Grizzly 400	07-08	_____	18-9255	18-4646
YFM45FG Grizzly 450 4WD	07-11	_____	18-9255	18-4646
YFM450FA Kodiak 450 4WD	03-06	18-8944	18-9255	18-4646
YFM450FX Wolverine	06-10	_____	18-9255	18-4646
YFZ450	04-09	18-6349	_____	18-6274
YXR450 Rhino	06-09	_____	_____	18-4646
YFM600F Grizzly	98-01	18-8944	18-9249	18-2661
YFM600F Grizzly, All	02-08	18-8944	_____	18-4646
YFM660R Raptor	01-05	_____	_____	18-4646
YXR660 Rhino	04-07	_____	_____	18-4646

YAMAHA® DUALSPORT/OFFROAD APPLICATION	YEAR	FLOAT NEEDLE	F.V ASSY	F.B.G. O-RING
YZ60J/K	82-83	_____	_____	18-6440
DT50	86	18-8916	_____	_____
DT50LC	92-94	18-8916	_____	_____
PW50	88-13	18-8916	_____	_____
TTR50	08-10	_____	18-9196	_____
YZ50	80	_____	18-9220	_____
YF60	88	18-8916	_____	_____
YZ60J/K	82-83	_____	_____	18-6440
DT75	87	18-8916	_____	_____
DT80	81-83	_____	_____	18-6442
GT1	73	_____	18-9182	18-6442
GT80	74-76	_____	18-9182	18-6442
GT80	77-80	_____	_____	18-6442
GT80MX	75	_____	18-9182	18-6442
GTMX	73-79	_____	18-9182	18-6442
MX80	80-82	_____	18-9182	18-6442
PW80	91-06	_____	_____	18-6362
PW80 BIG WHEEL	86-90	_____	_____	18-6363
TY80	74-75	_____	18-9182	18-6442
YZ80B	1975	_____	_____	18-6440
YZ80	74-76	_____	18-9220	_____
YZ80C-N1	76-01	_____	18-4650	18-6440
YZ85	93-08	_____	_____	18-2604*
TTR90	00-07	18-8950	_____	_____
DT100A/B/C/D/E/F/G/H/J/K	74-83	_____	18-9220	18-6440
MX100A/B	74-75	_____	18-4650	18-2652
MX100F/G/H/J/K	79-83	_____	18-9220	18-6440
RS100	75-76	_____	18-9220	_____
RT100A	1990	_____	18-9220	18-6440
RT100D~M	92-00	_____	18-9220	18-6440
YZ100	76	_____	18-9033	18-6426
TTR110E	08-09	18-8950	_____	18-6358
TTR110E	10-16	_____	_____	18-6358
TTR110E	08-09	18-8950	_____	_____
AT1/AT-1MX	69-71	_____	18-4650	_____
AT2/AT3-125 Enduro	72-73	_____	18-4650	18-6440
DT125A/B/C/D/E/F Enduro	74-79	_____	18-4650	18-6440
DT125G/H Enduro	80-81	_____	18-9175	18-6440
DT125LC	86-87	_____	_____	18-6440
MX125A/B	74-75	_____	18-4650	18-2652
TT125RM/RMC	2000	_____	_____	18-2660
TT-R125 All Models	00-11	_____	_____	18-2660
YZ125	74-88	_____	18-9033	18-6426
YZ125A/B/C/D	74-77	_____	18-4650	_____
YZ125W/A/B/D/E1/F1	89-94	_____	18-4665	18-2552
CT1/CT2/CT3	71-73	_____	18-4650	_____
DT175A/B/C/D/E/F Enduro	74-79	_____	18-4650	18-6440
DT175G/H Enduro	80-81	_____	_____	18-6440
IT175	77-83	_____	18-9033	18-6426
MX175A/B	74-75	_____	18-4650	18-2652
MX175F/G/H	79-81	_____	_____	18-6440
TY175B/C Trials	75-76	_____	_____	18-6440
YZ175	76	_____	18-9033	18-6426

YAMAHA® DUALSPORT/OFFROAD APPLICATION	YEAR	FLOAT NEEDLE	F.V ASSY	F.B.G. O-RING
RT180A~K	90-98	_____	_____	18-6440
IT200	84-86	_____	18-9033	18-6426
TW200T/TC~M/MC Trailway	87-00	_____	18-9111	18-4774
TW200T/TC~M/MC Trailway	01-15	_____	_____	18-6361
TT225S/T	86-87	_____	_____	18-4773
TT-R225	99-04	18-8944	18-9035	18-2655
XT225 Serow Dual Sport	92-00	_____	18-9035	18-2655
XT225 Dual Sport	01-07	_____	18-9035	18-2655
TT-R230	05-11	_____	18-9111	18-4773
DT250B	1975	_____	_____	18-2652
DT250C	1976	_____	18-4650	18-2652
DT250D/E/F	77-79	_____	_____	18-2652
DT1-250 Enduro	1968	_____	_____	18-2667
DT1B/DT1C-250 Enduro	69-70	_____	_____	18-2667
DT1E-250 Enduro	1971	_____	_____	18-2667
DT1S-250 Enduro	1969	_____	_____	18-2667
DT1C-MX250	1970	_____	_____	18-2667
DT1E-MX250	1971	_____	_____	18-2667
DT2/DT3-250 Enduro	72-73	_____	_____	18-2667
IT250	77-83	_____	_____	18-6514
MX250	73-74	_____	18-9033	_____
MX250	75	_____	_____	18-6514
TY250	76-77	_____	18-4650	_____
WR250Z	91	18-8915	_____	_____
WR250	94-97	_____	18-9083	18-6513
WR250FN/FP/FR/FS	01-11	18-6349	_____	18-6274
WR250F	01-02	_____	18-9194	_____
XT250L/LC Dual Sport	1984	18-8935	_____	18-4774
XT250	08-12	_____	_____	18-6361
YZ250FN/FP/FR/FS 4-stroke	01-11	18-6349	_____	18-6274
YZ250F	01-02	_____	18-9194	_____
YZ250	75	_____	_____	18-6426
YZ250	76-78	_____	_____	18-6514
YZ250W	89-93	_____	18-4665	18-2552
YZ250A/B/D/E1/F1	89-94	18-8915	18-4665	18-2552
YZ250G1/H1/J1/K1	95-98	18-6349	_____	18-8985
YZ250L1/M1/N1/P1/R1/S1	99-04	18-6349	_____	18-2616*
YZ250	05-08	_____	_____	18-2616*
YZ250WRW/WRA	89-90	_____	18-4665	18-2552
BW350T/U	87-88	18-8940	_____	18-4773
TT350S/T Offroad	86-87	18-8935	_____	18-4774
XT350N/NC~M/MC Dual Sport	85-00	18-8935	_____	18-4774
MX360	73-74	_____	18-9033	_____
YZ360	74-75	_____	18-9033	18-6426
DT400B	1975	_____	_____	18-2652
DT400C	1976	_____	18-4650	18-2652
IT400	76-79	_____	_____	18-6514
MX400	75	_____	_____	18-6514
WR400FK/FL/FM	98-00	18-6349	18-9194	18-6274
YZ400	76-79	_____	_____	18-6514
YZ400FK/FL	98-99	18-6349	18-9194	_____
IT425	80-82	_____	_____	18-6514
YZ426FM/FN/FP	00-02	18-6349	18-9194	18-6274
WR426FN/FP	01-02	18-6349	18-9194	18-6274
WR450FR/FY, YZ450FR/FY	03-09	18-6349	_____	18-6274
YZ465	80-81	_____	_____	18-6514
IT490	83-84	_____	_____	18-6514
YZ490	82-90	_____	18-9083	18-6514
SC500	73-74	_____	_____	18-6514
TT500C/D/	76-77	_____	18-4650	_____
WR500	92-93	_____	18-9083	18-6514
XT500C	1976	_____	18-4650	_____
XT500E/F/G/H Dual Sport	78-81	18-8942	_____	_____
XT550J/K Dual Sport	82-83	18-8935	_____	18-4773
TT600K/L/N/S Offroad	83-86	18-8935	_____	18-4773
XT600L/LC~WWC Dual Sport	84-89	18-8935	_____	18-4773
XT600EA/EAC~EG/EGC Dual	90-95	18-8940	_____	18-4773

EQUIPMENT & TOOLS

HARD PARTS

CARB & FUEL

IGNITION/ELECTRICAL

CONTROL

SUSPENSION

ACCESSORIES

MARINE

AUTOMOTIVE

EQUIPMENT & TOOLS

HARD PARTS

CARB & FUEL

IGNITION/ELECTRICAL

CONTROL

SUSPENSION

ACCESSORIES

MARINE

AUTOMOTIVE



18-3683



18-3685



18-3689



18-3693

MIXTURE SCREW SET REFERENCE

New from K&L Supply! Complete mixture screw sets are now available for many popular models. Applications are offered for both the Mikuni and Keihin carburetors found on most brands. Intended to be a direct replacement for the OE reference part numbers listed. Set includes: Screw, Spring, Washer and O-ring. Sold Each.

OE REFERENCE

HONDA®	K&L P/N
16016-MV9-730	18-3683
16016-MAS-670	
16016-KJ9-671	18-3684
16016-MF5-671	18-3685
16016-KC2-970	18-3686
16016-413-751	
16016-383-871	
16016-MY1-640	18-3688
16016-MY5-890	
16028-MY5-890	
KAWASAKI®	K&L P/N
16014-1081	18-3689
16014-1014	18-3691
SUZUKI®	K&L P/N
13279-47070	18-3693
13279-33E00	18-3694
TRIUMPH®	K&L P/N
1240052-T0301	18-3693
YAMAHA®	K&L P/N
12R-14105-00-00	18-3697

Note: 18-3686 set does not include the stopper cap.

APPLICATION

HONDA® STREET	YEAR	K&L P/N
CH125 Elite	1984	18-3684
CM200T	80-82	18-3686
CM250C Custom	82-83	18-3686
NX250	89-90	18-3686
VTR250 Interceptor	88-90	18-3685
CB400F	04-06	18-3683
CB400T	80-81	18-3686
CM400A	80-81	18-3686
CM400C	1981	18-3686
CM400T	80-81	18-3686
CB450SC Nighthawk 49State	82-86	18-3686
CB450SC Nighthawk Calif.	85-86	18-3686
CB450T	1982	18-3686
CM450A	82-83	18-3686
CM450E	82-83	18-3686
CX500C Custom	80-82	18-3686
CX500D Deluxe	80-81	18-3686
FT500 Ascot	82-83	18-3686
GL500/I Silverwing	81-82	18-3686
VF500C Magna	84-85	18-3684
VF500F Interceptor	84-85	18-3684
VT500C Shadow	83-86	18-3685
VT500FT Ascot	83-84	18-3685

CBR600F2	91-94	18-3683
CBR600F3/SJR/SE	95-98	18-3683
CBR600F4	99-00	18-3683
VT600C/CD Shadow	88-98	18-3685
XL600V Transalp	89-90	18-3685
CB650	80-82	18-3686
CB650C Custom	80-82	18-3686
CB650SC Nighthawk	1982	18-3686
CX650C Custom	1983	18-3686
GL650/I Silverwing	1983	18-3686
VF700C Magna	84-87	18-3685
VF700F Interceptor	84-85	18-3685
VF700S Sabre	84-85	18-3685
VT700C Shadow	84-86	18-3685
CB750C/F/K DOHC	80-82	18-3686
CB750SC Nighthawk	82-83	18-3686
VF750C Magna (Calif)	1988	18-3684
VF750C Magna (49 State)	1988	18-3685
VF750C/CD/C2 Magna	94-03	18-3683
VFR750F Interceptor	94-97	18-3683
CB900C Custom	80-82	18-3686
CB900F Supersport	81-82	18-3686
CBR900RR	93-97	18-3683
CBR900RR	98-99	18-3688
CB1000C Custom	1983	18-3686
CB1000AC (Calif. only)	94-95	18-3688
CBR1000F	93-96	18-3683
CBX	80-82	18-3686
VF1000F Interceptor	1984	18-3685
VF1000R Interceptor	85-86	18-3685
VTR1000F Superhawk	98-05	18-3688
CB1100F Supersport	1983	18-3686
CBR1100XX Blackbird	97-98	18-3688
GL1100/A/I Goldwing	80-83	18-3686
VF1100C Magna	84-86	18-3685
VF1100S Sabre	84-85	18-3685
VT1100C Shadow	85-94	18-3685
GL1200A/I Goldwing	1986	18-3684
GL1200A/I Goldwing	1987	18-3685
GL1500C/CD/CF/CT Valkyrie	97-03	18-3683
HONDA® OFFROAD/DUALSPORT	YEAR	K&L P/N
XL100S	80-84	18-3686
CB125S	80-85	18-3686
NX125	88-90	18-3686
XL125S	80-81	18-3686
XL185S	1980	18-3686
XL200R	1983	18-3686
XL250S	80-81	18-3686
XR250L	91-96	18-3686
XR400R	98-04	18-3686
XL600R Dualsport	84-85	18-3686
KAWASAKI® STREET	YEAR	K&L P/N
EL250B/E Eliminator	88-94	18-3689
EX250E/F Ninja	86-07	18-3689
EX250J Ninja	08-13	18-3689
KLX250D KLX250R	94-96	18-3689
KLX250H/T KLX250S	06-14	18-3689

KAWASAKI® STREET	YEAR	K&L P/N			
KLX250W KLX250SF	09-10	18-3689	GSF1200S Bandit	97-00	18-3693
KLX300A	97-06	18-3689	VS1400GL Intruder/S80	96-09	18-3693
EN450A 454 LTD	85-90	18-3689	VL1500 Intruder LC	98-04	18-3694
EN500A Vulcan 500	90-96	18-3689	SUZUKI® ATV	YEAR	K&L P/N
EN500C Vulcan 500 LTD	96-09	18-3689	ALT50	83-84	18-3693
ER500 ER5	99-02	18-3689	ALT125	83-86	18-3693
EX500A/D Ninja	87-02	18-3689	LT125	83-87	18-3693
ZR550B Zephyr	91-93	18-3689	LT-160 49 State	03-04	18-3693
ZL600A Eliminator	86-87	18-3689	LT160E	89-92	18-3693
ZL600B Eliminator	96-97	18-3689	LT-F160 49 State	97-01	18-3693
ZX600A Ninja 600	85-87	18-3689	LT-F160T	91-96	18-3693
ZX600B Ninja 600RX	1987	18-3689	LT185	84-87	18-3693
ZX600C Ninja 600	88-97	18-3689	LT230/E	85-93	18-3693
EJ650 W650	00-02	18-3689	LT230S	85-88	18-3693
KZ650H CSR	81-83	18-3691	LT-F230	86-87	18-3693
KZ700A	1984	18-3691	LT250E	1985	18-3693
VN700A Vulcan	1985	18-3689	LT250S	89-90	18-3693
KZ750K LTD	83-84	18-3689	LT-F250	93-99	18-3693
KZ750M CSR	1982	18-3691	LT-F250F	1999	18-3693
KZ750R Gpz	1982	18-3691	LT-F250T	88-96	18-3693
VN750A Vulcan	86-06	18-3689	LT-4WD	87-97	18-3693
ZX750A Gpz	83-85	18-3691	LT-F4WDX	91-98	18-3693
ZX750F Ninja 750	87-90	18-3689	LT300E	88-89	18-3693
VN800A/B Vulcan	95-05	18-3689	LT-F300F	1999	18-3693
VN800E Drifter	01-06	18-3689	LT-A500F	00-01	18-3693
ZL900A Eliminator	1985	18-3689	LT-F500F	98-02	18-3693
ZX900A Ninja	85-87	18-3689	SUZUKI® OFFROAD/DUALSPORT	YEAR	K&L P/N
KZ1000J	81-83	18-3691	DR125G/H	86-87	18-3693
KZ1000K LTD	81-82	18-3691	DR125SE Dualsport	94-96	18-3693
KZ1000M CSR	81-82	18-3691	DR200G/H	86-87	18-3693
KZ1000P Police	82-05	18-3691	DR200SE Dualsport	96-09	18-3693
KZ1000R Replica	82-83	18-3691	DR350SE Dualsport	94-96	18-3693
ZG1000A Concours	86-06	18-3689	DR-Z400S Dualsport	00-14	18-3694
ZL1000A Eliminator	1987	18-3689	DR-Z400SM Supermoto	05-14	18-3694
ZX1000A Ninja	86-87	18-3689	DR650SE Dualsport	92-14	18-3693
KZ1100A Shaft	81-83	18-3691	YAMAHA® STREET	YEAR	K&L P/N
KZ1100D Spectre	82-83	18-3691	XC180 Riva	83-85	18-3697
KZ1100L LTD	1983	18-3691	XT225 Serow	1996	18-3697
ZN1100B	84-85	18-3691	XV250	88-13	18-3697
ZR1100A Zephyr	92-95	18-3689	FZR400	88-90	18-3697
ZG1200A Voyager	1986	18-3689	XV500K Virago	1983	18-3697
ZG1200B Voyager XVII	87-03	18-3689	FZ600	86-88	18-3697
VN1500A Vulcan	87-99	18-3689	FZR600	89-99	18-3697
VN1500B Vulcan 88	87-90	18-3689	XJ600S Seca II	92-98	18-3697
VN1500C Vulcan Classic	1996	18-3689	YX600 Radian	86-90	18-3697
KAWASAKI® ATV	YEAR	K&L P/N	FZ700	84-85	18-3697
KEF300A/B Lakota	95-03	18-3689	FZX700 Fazer	1987	18-3697
KLF300A/B Bayou	86-03	18-3689	FZ750	86-87	18-3697
KLF300C Bayou	89-05	18-3689	FZR750R	85-88	18-3697
KVF300A/B Prarie	99-02	18-3689	XV750 Virago	87-88	18-3697
KVF360A/B Prarie	03-13	18-3689	YZF750	88-97	18-3697
KVF360C Prarie	03-11	18-3689	TDM850	92-93	18-3697
KLF400B Bayou	93-99	18-3689	FZR1000	87-95	18-3697
KVF400C/D Prarie	99-02	18-3689	XV1100 Virago	88-99	18-3697
SUZUKI® STREET	YEAR	K&L P/N	FJ1200	86-93	18-3697
DR-Z400SM Supermoto	05-14	18-3694	VMX12 V-max	85-07	18-3697
GS500E	89-00	18-3693	VMZ13D Venture	86-93	18-3697
GS500E	01-02	18-3694	YAMAHA® ATV	YEAR	K&L P/N
GSX600F Katana	88-95	18-3693	YFM350F Big Bear 4WD	97-99	18-3697
GSX600F Katana	98-06	18-3694	YFM350FX Wolverine	96-05	18-3697
GSX-R600	97-00	18-3694	YFM350U Big Bear 2WD	1999	18-3697
RF600R	94-96	18-3693	YFM400FA Kodiak	1999	18-3697
DR650SE Dualsport	92-14	18-3693			
GSX750F Katana	98-06	18-3694			
GSX-R750	96-97	18-3694			
VS800GL Intruder/S50	95-09	18-3693			
VZ800 Marauder	97-04	18-3693			
RF900R	94-97	18-3693			
GSX-R1100W	93-98	18-3693			

EQUIPMENT & TOOLS

HARD PARTS

CARB & FUEL

IGNITION/ELECTRICAL

CONTROL

SUSPENSION

ACCESSORIES

MARINE

AUTOMOTIVE

CARB DRAIN SCREWS

IMPORTANT NOTE: SOME KAWASAKI MODELS LIST 2 DIFFERENT DRAIN SCREWS. EARLIER MODELS USE A PHILLIPS SCREW TYPE 18-3720. LATER MODEL USE THE ALLEN SCREW TYPE 18-3722.

Sold in Packs of 5

KAWASAKI® STREET APPLICATION OEM SIZE		
18-3722	92009-1095	6 x 1.0mm
	92009-1434	
	92009-1487	

18-3720		
TRIUMPH® APPLICATION OEM SIZE		
18-3720	T1241034	6 x .75mm

YAMAHA® APPLICATION OEM SIZE		
18-3721	12R-14191-00-00	6 x .75mm

APPLICATIONS

KAWASAKI® STREET	YEAR	P/N
EL250E Eliminator *	91-93	18-3720
EL250E Eliminator	91-93	18-3722
EX250E/F Ninja 250R	86-00	18-3722
EX250F/J Ninja 250R	01-12	18-3720
KL250C KLR250	1983	18-3722
KL250D KLR250	85-90	18-3722
KL250D KLR250	91-05	18-3720
KLX250T KLX250S Dualsport	06-14	18-3720
KLX250W KLX250SF Supermoto	06-09	18-3720
KZ250D CSR	80-81	18-3722
KZ250L CSR Belt	1982	18-3722
KZ250W LTD Belt	1983	18-3722
EX305 Gpz	1983	18-3722
KZ305A CSR	81-82	18-3722
KZ305B LTD	87-88	18-3722
KZ400B	78-79	18-3722
KZ400H	1979	18-3722
KZ440A LTD	80-83	18-3722
KZ440B	80-81	18-3722
KZ440D LTD Belt	80-83	18-3722
KZ440G	1982	18-3722
EN450A 454 LTD	85-90	18-3722
EN500A Vulcan 500	90-96	18-3722
EN500A/C Vulcan 500	97-09	18-3720
ER500 ER-5	99-01	18-3720
EX500A Ninja 500R	87-89	18-3722
EX500A/D Ninja 500R	90-09	18-3720
ZR550B Zephyr *	90-93	18-3720
ZR550B Zephyr	90-93	18-3722
ZL600A Eliminator	86-87	18-3722
ZL600B Eliminator	96-97	18-3720
ZX600A/B/C Ninja 600R	86-89	18-3722
ZX600C Ninja 600R *	90-97	18-3722
ZX600C Ninja 600R	90-97	18-3720
ZX600D ZX-6	90-93	18-3720
ZX600E ZX-6/ZZR600	93-05	18-3720
ZX600F ZX-6R	95-97	18-3720
EJ650 W650	00-01	18-3720
KL650A KLR650	87-00	18-3722
KL650A/E KLR650	01-15	18-3720
ZN700A LTD Shaft	84-85	18-3722
VN700A Vulcan	1985	18-3722
KZ750E	80-81	18-3722
KZ750F LTD Shaft	1983	18-3722
KZ750H LTD	80-83	18-3722
KZ750N Spectre	82-83	18-3722
VN750A Vulcan	86-05	18-3722
ZR750C Zephyr *	91-93	18-3722



18-3720



18-3721



18-3722

KAWASAKI® STREET	YEAR	P/N
ZR750C Zephyr	91-93	18-3720
ZR750 ZR-7	01-05	18-3720
ZX750F Ninja 750R	87-90	18-3722
ZX750H ZX-7	89-90	18-3720
ZX750J/K ZX-7	91-92	18-3720
ZX750L ZX-7	93-95	18-3720
ZX750M ZX-7R	93-94	18-3720
ZX750P ZX-7R	96-03	18-3720
VN800A/B/E Vulcan 800	95-06	18-3720
ZX900A Ninja 900R	84-85	18-3722
ZX900B/C/E/F ZX-9R	94-03	18-3720
ZG1000A Concours	86-91	18-3722
ZG1000A Concours *	92-06	18-3722
ZG1000A Concours	92-06	18-3720
ZL1000A Eliminator	1987	18-3722
ZX1000A Ninja 1000R	86-87	18-3722
ZX1000B ZX-10	88-90	18-3720
ZR1100A Zephyr	92-95	18-3720
ZR1100 ZRX1100	99-00	18-3720
ZX1100C/D ZX-11	90-01	18-3720
ZX1100E Gpz 1100	95-97	18-3720
ZG1200A Voyager XII	86-91	18-3722
ZG1200B Voyager XII *	92-03	18-3722
ZG1200B Voyager XII	92-03	18-3720
ZR1200B ZRX-1200	02-05	18-3720
VX1200C ZZR1200	02-05	18-3720
VN1500A/B Vulcan	87-91	18-3722
VN1500A/B Vulcan *	92-99	18-3722
VN1500A/B Vulcan	92-99	18-3720
VN1500C Vulcan 1500L	96-97	18-3720
VN1500D Vulcan Classic	96-97	18-3720
VN1500E Vulcan Classic	98-03	18-3720
VN1500G Vulcan Nomad	99-03	18-3720

KAWASAKI® ATV/UTV	YEAR	P/N
KLT110	84-86	18-3722
KLT200	81-84	18-3722
KLT250	82-85	18-3722
KSF250A Mojave *	87-04	18-3722
KSF250A Mojave	87-04	18-3720
KEF300A Lakota	95-03	18-3720
KLF300A/B Bayou 300	86-90	18-3722
KLF300B/C Bayou 300	91-05	18-3720
KVF300A/B Prairie	99-02	18-3720
KVF360A/B Prairie	03-13	18-3720
KVF400A/B/C/D Prairie	97-03	18-3720
KLF400B Bayou	93-99	18-3720
KVF650A/B Prairie	02-03	18-3720
KVF650D/E/F/G Brute Force	05-13	18-3720
KSV700A/B KFX700	04-09	18-3720
KVF700A/B Prairie	04-06	18-3720
KVF750A/B/C/D Brute Force	05-07	18-3720
KRF750 Teryx	2008	18-3720

KAWASAKI® DUALSPORT/OFFROAD	YEAR	P/N
KL250D KLR250	91-05	18-3720
KLX250D KLX250R	94-96	18-3720
KLX250T KLX250S Dualsport	06-14	18-3720

KAWASAKI® DUALSPORT/OFFROAD	YEAR	P/N
KLX250W KLX250SF Supermoto	06-09	18-3720
KX250F	06-10	18-3720
KLX300R	97-07	18-3720
KLX450R	08-13	18-3720
KX450F	06-08	18-3720
KL600A/B KL600	84-86	18-3722
KL650A KLR650	87-00	18-3722
KL650A/E KLR650	01-15	18-3720
KLX650A/D KLX650R	93-96	18-3720
KLX650C KLX650	93-96	18-3720
Dualsport		

TRIUMPH® STREET	YEAR	P/N
Bonneville T100	02-05	18-3720
America	02-07	18-3720
Scrambler	06-08	18-3720
Speedmaster	02-07	18-3720
Sprint (eng # 55881 on)	93-98	18-3720
Sprint Calif. (eng # 55616 on)	93-98	18-3720
Legend TT	98-01	18-3720
Thunderbird 885 (eng #62507 on)	95-14	18-3720
Tiger 885 (eng# 55616 on)	93-98	18-3720
Thunderbird Sport	98-03	18-3720
Adventurer 900 (eng# 62507 on)	96-01	18-3720
Trident 900 (eng # 55881 on)	91-98	18-3720
Trident 900 Calif. (eng # 55616 on)	91-98	18-3720
Trophy 900 (eng # 55881 on)	91-04	18-3720
Trophy 900 Calif. (eng # 55616 on)	91-04	18-3720
Thruxton 900	04-07	18-3720

YAMAHA® STREET	YEAR	P/N
DT50	88-90	18-3721
XV250	88-15	18-3721
RZ350	84-85	18-3721
FZR400	88-90	18-3721
FJ600	84-85	18-3721
FZ600	86-88	18-3721
FZR600	89-99	18-3721
XJ600S Seca II	92-98	18-3721
YX600 Radian	86-90	18-3721
XVS650 V-Star	98-05	18-3721
FZ700	1987	18-3721
FZX700 Fazer	86-87	18-3721
XJ700X Maxim-X	85-86	18-3721
FZ750	85-88	18-3721
FZR750R	87-88	18-3721
XV750 Virago	88-97	18-3721
YZF750R	96-98	18-3721
FZR1000	87-95	18-3721
FJ1100	84-85	18-3721
XV1100 Virago	88-99	18-3721
XVS1100 V-Star	99-09	18-3721
FJ1200	86-93	18-3721
XVZ13 Royal Star	96-01	18-3721

EQUIPMENT & TOOLS

HARD PARTS

CARB & FUEL

IGNITION/ELECTRICAL

CONTROL

SUSPENSION

ACCESSORIES

MARINE

AUTOMOTIVE

YAMAHA® DUALSPORT/OFFROAD	YEAR	P/N
BW80 Big Wheel	86-90	18-3721
PW80 Y-Zinger	91-06	18-3721
TT-R90	00-04	18-3721
TT-R90E	04-07	18-3721
RT100	90-99	18-3721
TT-R110E	08-16	18-3721
RT180	92-98	18-3721
WR200R	1992	18-3721
TT-R225	99-04	18-3721
WR200R	1992	18-3721
TT-R225	99-04	18-3721
XT225 Dualsport	92-07	18-3721
XT250G Dualsport	1980	18-3721

YAMAHA® ATV/UTV	YEAR	P/N
YFM50R Raptor	04-08	18-3721
YFM80 Badger	85-01	18-3721
YFM80G Grizzly	06-08	18-3721
YFM80R Raptor	02-08	18-3721
YFM100 Champ	87-91	18-3721
YFA1 Breeze	89-04	18-3721
YFM125G Grizzly	04-13	18-3721
YFM125R Raptor	11-13	18-3721
YFM200DX Moto-4	86-88	18-3721
YFS200 Blaster	90-06	18-3721
YTM200 Tri Moto	83-84	18-3721
YFM225 Moto-4	86-88	18-3721
YTM225 Tri Moto	1986	18-3721
YFB250 Timberwolf	92-00	18-3721
YFM250 Moto-4	89-91	18-3721
YFM250R Raptor	08-13	18-3721
YFM250X Bear Tracker	99-02	18-3721
YFU1 Pro Hauler	1989	18-3721
YFM350FX Wolverine	97-05	18-3721
YFM350F Big Bear 4WD	1999	18-3721
YFM350U Big Bear 2WD	1999	18-3721
YFZ350 Banshee	88-06	18-3721
YFM400 Big Bear 2WD	00-02	18-3721
YFM400A Kodiak 2WD	00-01	18-3721
YFM400F Big Bear 4WD	00-02	18-3721
YFM400FA Kodiak 4WD	2000	18-3721
YFM400FW Kodiak 4WD	99-02	18-3721
YFZ450 (CV Carb Models)	12-13	18-3721
YFM600F Grizzly	98-01	18-3721
YFM600FG Grizzly	02-08	18-3721
YFM660R Raptor	01-05	18-3721
YXR66F Rhino 660 SXS	04-07	18-3721

CARBURETOR LINKAGE COTTER PINS

These cotter pins are commonly used to secure carburetor rod linkages on many Japanese motorcycles. They are made in JAPAN and measure 13mm x .75mm.

- 33-7530** Carb Linkage Cotter Pin (10 PACK)
- 33-7548** Carb Linkage Cotter Pin (25 PACK)



33-7530

YAMAHA GAS CAP

Complete OE Replica locking gas cap. Comes with 2 Keys.

18-5213 Yamaha Gas Cap with 2 keys

APPLICATIONS:

YSR50 87-92, SRX250 87, FZ600 86-88, SRX600 86, XJ600 SECA II 92-98, YX600 RADIANT 86-90, YZF600R 00-07, FZ700 87, FZ750 86, YZF750R 87-88, TDM850 92-93, FZR1000 87-93, FJ1200 86-87

OEM# 4FM-24602-10-00



YAMAHA REPLICA GAS CAP

Complete OE Replica locking gas cap. Comes with 2 Keys.

18-52120 Yamaha XS Style Gas Cap

APPLICATIONS:

XS400E/F 78-79, XS400SG/SH/SJ/SK 80-83, RD400F 79, SR500E/F/G/H 78-81, XS650SE/SFG/SG/H/SH/SJ 78-82, XS750SE/SF 78-79, XS850SG/SH 80-81, XS1100LG/SG/LH/SH 80-81



EMGO REPLICA GAS CAP

18-5285 51048-1003 Kawasaki gas cap

REPLACES OEM: 51048-1003, 51048-1018 **FITS:** KZ250 81-83, KZ305 81-82, KZ440 80-85, KZ550 80-83, KZ650 81-83, KZ750 80-82, KZ1000 77-82, KZ1100 81-83



18-5291 51049-1091 Kawasaki gas cap

REPLACES OEM: 51049-1091, **FITS:** EX500 87-01, ZR550 90-93, ZX600 87-99, ZR 750 91-93/00, ZX750 89-01, ZX900 94-99, ZX1100 90-97



18-5301 17510-323-310 Honda gas cap

REPLACES OEM: 17510-323-310 **FITS:** CB200, CL200, CB350F, CB350G, CB350 K3/K4, CL350 K4, SL350 K1/K2, CB360G, CB350T, CL360K1, CB400F, CB450K4 K7, CL450K3-K6, CB500 K1-K2, CB500, CB550K/K1, CB750K0K/K1,



CARBURETOR TOP COVER GASKETS

Made in Japan. Kit includes a pack of 4 gasket or o-ring as required.

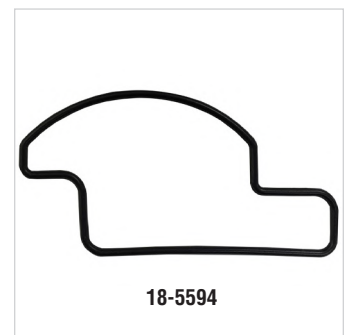
KAWASAKI® STREET	YEAR	P/N
KZ650 B/C/E/F/H	77-83	18-2668
KZ900 A/B	76	18-2668
KZ1000 A/B/C/D	77-81	18-2668

KAWASAKI® OFFROAD	YEAR	P/N
KX125	99-00	18-5594
KX250	99-07	18-5594


KTM® OFFROAD	YEAR	P/N
125/150SX	09-15	18-5594
150XC	10-15	18-5594
200XC-W	07-14	18-5594
250SX	03-15	18-5594
250SXS	03-05	18-5594
250XC/XC-W	06-14	18-5594
300EXC	04-09	18-5594
300MXC	04-05	18-5594
300XC/XC-W	06-14	18-5594

SUZUKI® OFFROAD	YEAR	P/N
RM250	01-08	18-5594

YAMAHA® STREET	YEAR	P/N
YZ250	00-13	18-5594



18-5594



18-2668

EQUIPMENT & TOOLS

HARD PARTS

CARB & FUEL

IGNITION/ELECTRICAL

CONTROL

SUSPENSION

ACCESSORIES

MARINE

AUTOMOTIVE

EQUIPMENT & TOOLS

HARD PARTS

CARB & FUEL

IGNITION/ELECTRICAL

CONTROL

SUSPENSION

ACCESSORIES

MARINE

AUTOMOTIVE

K&L AIR CUT-OFF VALVE SETS

Here's an inexpensive alternative to the costly OEM assembly. To prevent "afterburn" generated by a lean fuel mixture when closing the throttle, the air cut-off valve temporarily closes the slow-jet air passage, creating an instantly richer mixture. Included in these high quality kits are all parts necessary for a complete rebuild. (diaphragm, spring and o-ring). **Made in Japan.** Sold in sets to rebuild one carb.



DUCATI® STREET	YEAR
18-2878 0023548	
400SS Super Sport	93-95
M600 Monster	94-01
600SS Super Sport	94-98
M750 Monster	96-01
750SS Super Sport	91-98
HONDA® STREET	YEAR
18-2824 16048-MR1-004, 16048-MS9-641, 16048-MR1-691	
VT600C Shadow VLX	89-97
VT600CD Shadow VLX Deluxe	93-98
NT650 Hawk GT	88-91
PC800 Pacific Coast	89-90
PC800 Pacific Coast	94-98
18-2793 16048-428-305, 16048-425-671	
CB650	1979
CB750F Super Sport	1979
CB750K	1979
CB750L LTD	1979
18-2794 16048-413-004	
XL250S	78-79
CB400A Automatic	1978
CB400T1 Hawk	78-79
CB400TII Hawk	79-79
CM400A Automatic	1979
CM400T	1979

CX500	78-79
CX500C Custom	1979
CX500D Deluxe	1979
18-2796 16048-KB7-901	
XL250R	82-83
CB450SC (California)	85-86
FT500 Ascot (single cylinder)	82-83
XL500R	1982
CX650C Custom	1983
GL650 Silverwing	1983
GL650I Silverwing Interstate	1983
CB1000C Custom	1983
CB1100F Super Sport	1983
18-2797 16048-MA2-004, 16048-422-004	
CBX1000 (1047cc 6-cyl) Super Sport	79-82
18-2792 16048-371-004	
GL1000 Goldwing	75-79
GL1000L Goldwing LTD	1976
18-2798 16048-MG9-741, 16048-MG9-671	
GL1200 Goldwing	1984
GL1200A Goldwing Aspencade	84-87
GL1200I Goldwing Interstate	84-87
18-2834 16048-MR7-004, 16048-MM5-671	
VTR250 Interceptor VTR	88-90
CBR600F Hurricane (California models only)	87-89
VFR750R RC30	1990
VFR750F	90-93
CBR1000F Hurricane	87-88
ST1100	91-02
ST1100A (ABS)	92-02
ST1100P (Police)	1993
18-2823 16048-MM8-405, 16048-MAH-670, 16048-MM8-772	
VT1100C Shadow 1100	87-90
VT1100C Shadow 1100	92-96
VT1100C Shadow 1100 Spirit	97-03
VT1100C2 Shadow 1100 ACE	95-99
VT1100C2 Shadow Sabre	00-03
VT1100C2-2 Shadow 1100	1997
VT1100C3 Shadow Aero	98-02
VT1100D2 Shadow 1100 ACE	1999
VT1100T Shadow ACE Tourer	98-01
18-2839 16048-MZ8-H00	
VT600/CD/CD2 Shadows	99-07
VT1300C/R/S	03-07
18-2857 16048-MEG-003	
VT750C/CA Shadows	04-09
VT750C2/C2F Shadows	07-09
VTX1300C/R/T	08-09
18-2795 16048-429-771, 16048-429-671, 16048-443-901	
XL250S	80-81
CB400T	80-81
CM400A Automatic	80-81
CM400C Custom	1981
CM400E	80-81
CM400T	80-81
CB450SC Nighthawk	82-83
CB450SC Nighthawk (49 State)	1985
CB450T Hawk	1982
CM450A Automatic	82-83
CM450C Custom	1982
CM450E	82-83
CX500C Custom	80-82
CX500D Deluxe	80-81
GL500 Silverwing	81-82
GL500I Silverwing Interstate	81-82
XL500S Dual Sport	79-81

CB650	1980	KAWASAKI® ATV	YEAR		EQUIPMENT & TOOLS
CB650C Custom	1980	18-2826	43028-S008 Diaphragm - qty 1/ 92145-S098 Spring - qty 1		
CB750C Custom	80-82		KSF400A1/A2/A3 KFX400	03-06	
CB750F Super Sport	80-82		KFX400	03-06	
CB750K	80-82	18-2872	43028-1085		
CB750SC Nighthawk	82-83		KVF650 Prarie	02-03	
CB900C Custom	80-82		KVF650 Brute Force4x4	05-13	
CB900F Super Sport	81-82		KSV700 KFX700	04-11	
GL1100 Goldwing	80-83		KVF700 Prarie4x4	04-06	
GL1100A Goldwing Aspencade	82-83		KRF750 Teryx	2008	
GL1100I Goldwing Interstate	80-83		KVF750 Brute Force4x4	05-07	
HONDA® DUALSPORT/OFFROAD	YEAR	KAWASAKI® DUALSPORT/OFFROAD	YEAR		HARD PARTS
18-2794	16048-413-004	18-2799	43028-1053 Diaphragm - qty 1/ 92081-1891 Spring - qty 1 92055-1245 O-Ring ("U-Ring") - qty 1		
XL250S	78-79		KLX300R	97-07	
18-2796	16048-KB7-901		KLX400B1 (Offroad)	2003	
CRF230F	03-12		KL600A1/B1/B2 KLR600	84-86	
XL250R	82-83		KL650A1~A19 KLR650	87-05	
XR250R	86-04		KL650B2/B3 Tengai KLR650	90-91	
XR350R	1985		KL650E KLR650	08-12	
XL500R	1982		KLX650RA1/A2/A3/D1 (Offroad)	93-96	
XR600R	88-00		KLX650C1~C4 (Dual Sport)	93-96	
18-2795	16048-429-771	18-2867	43028-1084/0017		
XL250S	80-81		KLX300R	2007	
XR250	1980	18-2868	43028-S008 Diaphragm - qty 1/ 92145-S056 Spring - qty 1		
XR250R	81-82		KLX125/L	03-06	
XL500S	79-81	SUZUKI® STREET			
XR500	79-80	18-2802	13480-24B00-Diaphragm-qty 1 13481-05A10- Spring-qty 1		
XR500R	81-82		<i>NOTE: THE APPLICATIONS LISTED FOR 18-2802 ALL USE ONE DIAPHRAGM AND SPRING PER CARB BODY, REQUIRES FOUR KITS TO DO ALL V-FOUR MODEL CARBS, TWO KITS FOR V-TWIN MODEL CARBS.</i>		
KAWASAKI® STREET	YEAR		APPLICATION-(V-TWIN MODELS-REQUIRES 2 KITS)		
18-2799	43028-1053 Diaphragm - qty 1/ 92081-1891 Spring - qty 1, 92055-1245 O-Ring ("U-Ring") - qty 1		VS700GL Intruder	86-87	
EL250B2/B3 Eliminator	88-89		VS750GL Intruder	88-91	
EL250E1 250HS Eliminator	91-94		APPLICATION-(V-FOUR MODELS-REQUIRES 4 KITS)		
EX250E1/E2 Ninja250R	86-87		GV700GL Madura	1985	
EX250F Ninja 250R	88-07		GV1200GL Madura	85-86	
EX250J Ninja 250R	08-12		GV1400G Cavalcade	86-89	
KL600A1/B1/B2 KLR600	84-86	18-2822	13480-10F00 Diaphragm-qty 1/ 13417-19F00 Spring-qty 1		
KL650A KLR650	87-13		SV650X/Y/K1/K2	99-02	
KL650B2 Tengai KLR650	1990		SV650SX/Y/K1/K2	99-02	
KLX650C1/C2/C3/C4 (dual)	93-96	18-2862			
KL650E KLR650	08-12		VL800/T/Z Volusia	01-04	
VN700A1 Vulcan	1985	18-2862	13480-24B00-Diaphragm-qty 2 13481-45C10- Spring-(front & rear carb)-qty 2		
VN750A2~A21 Vulcan 750	86-05		APPLICATION-(V-TWIN MODELS)		
ZG1000A1~A20 Concours	86-05		VS800GLN/GLP/GLR Intruder	92-94	
ZL1000A1 Eliminator	1987		VX800	90-93	
VN1500A1~A9 Vulcan 88	87-95		VZ800 Marauder	97-04	
VN1500A10/A11/A12/A13 Vulcan 1500	96-99	18-2885	13480-05A10 Diaphragm - qty 1 13481-24B00 Spring - qty 1		
VN1500B1/B2/B3/B4 Vulcan 88 SE	87-90		LS650 Savage	86-04	
VN1500C3/C4 Vulcan 1500L	96-97		LS650 S40	05-14	
18-2849	43028-1085	18-2887	13480-24B00-Diaphragm-qty 2 13481-38B00-Spring-(front & rear carb)-qty 2		
ZX900C/E/F ZX-9R	98-03		APPLICATION-(V-TWIN MODELS)		
18-2801	43028-1053 Diaphragm - qty 1/ 92081-1885 Spring - qty 1, 92055-1245 O-Ring ("U-Ring") - qty 1		VS1400GLPH/GLPJ Intruder	87-88	
VN800A1/A2/A3/A4/A5/A6 Vulcan 800	95-00		VS1400GLFH Intruder	1987	
VN800A7/A8/A9/A10/A11 Vulcan 800	01-05	18-2888	13480-24B00-Diaphragm-qty 2 13481-38B40- Spring-(front & rear carb)-qty 2		
VN800B1/B2/B3/B4/B5 Vulcan 800 Classic	96-00		APPLICATION-(V-TWIN MODELS)		
VN800B6/B7/B8/B9/B10 Vulcan 800 Classic	01-05		VS1400GLPH/GLPJ Intruder	87-88	
VN800C1/C2 Vulcan 800 Drifter	99-00		VS1400GLFH Intruder	1987	
VN800E1/E2/E3/E4 Vulcan 800 Drifter	01-05		18-2888		
VN1500D1/D2 Vulcan 1500 Classic	96-97		13480-24B00-Diaphragm-qty 2 13481-38B40- Spring-(front & rear carb)-qty 2		
VN1500E1/E2/E3 Vulcan 1500 Classic	98-00		APPLICATION-(V-TWIN MODELS)		
VN1500E4/E5 Vulcan 1500 Classic	01-02		VS1400GLPH/GLPJ Intruder	87-88	
VN1500E6/E7 Vulcan 1500 Classic	03-04		VS1400GLFH Intruder	1987	
VN1500G1/G1A/G1AL/G1L Vulcan Nomad	1999	18-2888	13480-24B00-Diaphragm-qty 2 13481-38B40- Spring-(front & rear carb)-qty 2		
VN1500G2A/G2AL Vulcan Nomad	2000		APPLICATION-(V-TWIN MODELS)		
VN1500G3/G3L Vulcan 1500 Nomad	2001		VS1400 Intruder	91-09	

EQUIPMENT & TOOLS	SUZUKI® ATV		YEAR
		18-2799	13480-38F00 Diaphragm - qty 1
		13486-15F00 Spring - qty 1	
		13486-15F00 O-Ring ("U-Ring") - qty 1	
		LT-A400K2/K3/K4 Eiger Auto 2WD	02-04
		LT-A400FK2/FK3/FK4 Eiger Auto 4WD	02-04
		LT-A400FK3/FCK4 Eiger Auto 4WD	03-04
		LT-F400K2/K3/K4 Eiger 2WD	02-04
		LT-F400FK2/FK3/FK4 Eiger 4WD	02-04
		LT-A500FK2/FK3/FK4/FCK4 Vinson 4WD	02-04
		LT-F500FK3/FK4 Vinson Manual 4WD	03-04
HARD PARTS	18-2826	13480-10F00 Diaphragm - qty 1	
		13481-41F20 Spring - qty 2	
		LT-Z400K~K8 QuadSport ATV	03-08
CARB & FUEL	SUZUKI® DUALSPORT/OFFROAD		YEAR
	18-2799	13480-29F00 Diaphragm - qty 1	
		13481-29F00 Spring - qty 1	
		13486-15F00 O-Ring ("U-Ring") - qty 1	
		DR-Z400EY/EK1/EK2/EK3/EK4 Offroad w/electric start	00-04
		DR-Z400Y/K1/K2 Offroad	00-02
	18-2868	13481-08G00 Diaphragm - qty 1	
		13480-10F00 Spring - qty 1	
		DR-Z125/L	03-14
IGNITION/ELECTRICAL	18-2826	DR-Z400S Dualsport	06-15
		DR-Z400SM Supermoto	06-15
	YAMAHA® STREET		YEAR
	18-2819	3CF-1490H-00-00 Diaphragm & Spring Set	
		XV750U Virago (US applications-49 state)	
		NOTE: NOT USED ON XV750 CALIFORNIA MODEL FOR 1988	
		XV750W/WC/A/AC/B/BC Virago	89-91
		XV750D/DC/E/EC/F/FC/G/GC Virago	92-95
		XV750H1/HC1/J1/JC1 Virago	96-97
		XV1100U/UC/W/WC/A/AC/B/BC Virago	88-91
		XV1100D/DC/E/EC/F/FC/G/GC Virago	92-95
		XV1100H/HC/J/JC/K/KC/L/LC Virago	96-99
		XV1100SH/SHC/SJ/SJC/SK/SKC Virago	96-98
CONTROL	18-2802	3LD-1490H-00-00 Diaphragm & Spring Set	
		26H-1490H-00-00	
		22V-14940-00-00	
		XVS650 V-Star (ALL)	98-11
		TDM850	92-93
		VMX1200 V-Max	85-07
		XVZ1200 Venture	83-84
		XVZ1200 Venture Royale	83-85
		XVZ1300 Venture Royale	86-93
SUSPENSION	18-2810	4WM-1490H-00-00	
		XV1600 Roadstar	99-03
		XV17 Roadstar	04-07
ACCESSORIES	18-2822	5EL-1490H-00-00 Diaphragm & Spring Set	
		FZS1000 FZ-1	01-05
		XVS1100 V-Star (ALL)	99-09
		XVZ1300 Royal Star Venture	99-11
		XVZ1300 Royal Star Midnight Venture	02-04
		XVZ1300 Royal Star Tour Deluxe	05-10
MARINE	YAMAHA® ATV		YEAR
	18-2802	3LD-1490H-00-00 Diaphragm & Spring Set	
		26H-1490H-00-00	
		YFM250X Beartracker 2WD	99-04
		YFM350ER Moto-4	87-95
		YFM350FW Big Bear 4WD	87-99
		YFM350U Big Bear 2WD	96-99
		YFM350FX Wolverine 4WD	95-05
		YFM350X Warrior	87-04
		YFM400FW Kodiak 4WD	93-99
AUTOMOTIVE	18-2826	5YT-1490H-00-00 Diaphragm & Spring Set	
		YFM350 S/RS Raptor	2004

YFM350 RT/RSET Raptor	2005	
YFM350 RV/RSEV Raptor	2006	
YFM350 RW/RSEW/RSE2W Raptor	2007	
YFM35 RW Raptor	2007	
YFM35 RX Raptor	2008	
YFM35 RYL/RYW Raptor	2009	
YMF350S/RS Raptor	2004	
YMF350RT/RSET Raptor	2005	
YMF350RV/RSEV Raptor	2006	
YMF350RW/RSEW/RSE2W/35RW Raptor	2007	
YFM35RX Raptor	2008	
YFM35RYL/RYW Raptor	2009	
YFM35RZW Raptor	2010	
YFM35RAL Raptor	2011	
18-2822	5EL-1490H-00-00 Diaphragm & Spring Set	
	5AP-14940-00-00/4XY-14589-00-00	
	YFM35A/FA Bruin Auto	04-06
	YFM35G/FG Grizzly 350	07-11
	YFM35X Wolverine 2WD	06-08
	YFM400F/FM Big Bear	00-11
	YFM400A/FA Kodiak	00-02
	YXR450F Rhino	06-09
	YFM660R Raptor	01-05
18-2849	5GS-14940-00-00	
	YFZ450	06-09
YAMAHA® DUALSPORT/OFFROAD		YEAR
18-2802	3LD-1490H-00-00 Diaphragm & Spring Set	
	26H-1490H-00-00	
	TT-R225 Offroad	99-04
	XT225 Serow Dualsport	92-00
	XT225 Dualsport	01-07
18-2835	Y1-1490A-00-00 Diaphragm Set	
	TW200	87-00
	TT225	86-87
	TT-R230	05-13
	XT250 Dualsport	1984
	BW350 Big Wheel	87-88
	TT350	86-87
	XT350 Dualsport	85-00
	XT550 Dualsport	1983
	TT600	83-86
	XT600 Dualsport	84-89
18-2837	1JK-1490A-00-00 Diaphragm Set	
	XT600E Dualsport	90-95
18-2873	5AP-14940-00-00 Diaphragm - qty 1	
	5AP-14933-00-00 Spring - qty 1	
	TT-R125/L	00-14
18-2849	5GS-14940-00-00	
	WR250F	01-13
	WR400F	2000
	WR426F	01-02
	WR450F	03-11



K&L ACCELERATOR PUMP KITS

Each set contains one diaphragm with rod attached, one rubber boot for rod, spring and o-ring as required. Sold as a set.

HONDA®

18-2807 16021-MC9-771, 16021-393-004, 16021-393-014 (3 piece set)

DIAPHRAGM WITH 89.46MM LONG ROD, SPRING AND RUBBER BOOT FOR ROD

CB450SC Nighthawk	1983
CB450SC Nighthawk	85-86
CM450E	1983
CB750A Automatic	76-78
CB750F Super Sport	77-78
CB750K	77-78

18-2816 16021-ME2-671, 16021-MG1-671 (4 piece set)

DIAPHRAGM WITH 55.60MM LONG ROD, SPRING, RUBBER BOOT FOR ROD AND O-RING FOR PASSAGEWAY

CX650C Custom	1983
GL650 Silverwing	1983
GL650I Silverwing Interstate	1983
CB1000C Custom	1983
CB1100F Super Sport	1983

18-2818 16021-422-004 (3 piece set)

Diaphragm with **50.88mm** long rod, spring and rubber boot for rod
CBX1000 (1047cc 6-cyl) Super Sport 79-82

18-2808 16021-413-751, 16021-438-671, 16021-463-004 (4 piece set)

DIAPHRAGM WITH 54.13MM LONG ROD, SPRING, RUBBER BOOT FOR ROD AND O-RING FOR PASSAGEWAY

CB400T Hawk	80-81
CM400 Twins	80-81
CB450C/E/T/SC	1982
CX/GL500	80-82
CB900F Super Sport	81-82
GL1100 Goldwing, All	80-83

18-2811 16021-679-005 (3 piece set)

DIAPHRAGM WITH 54.01MM LONG ROD, SPRING AND RUBBER BOOT FOR ROD

CB750C Custom	80-82
CB750F Super Sport	79-82
CB750K	79-82
CB750L LTD	1979
CB750SC Nighthawk	82-83
CB900C Custom	80-82

18-2836 16021-MW8-000, 16021-MN5-004, 16021-MT8-000, 16021-MAM-A80 (3 piece set)

DIAPHRAGM WITH 31.31MM LONG ROD, SPRING AND RUBBER BOOT FOR ROD

GL1500 Goldwing	88-90
GL1500A Goldwing Aspencade	91-00
GL1500I Goldwing Interstate	91-96
GL1500SE Goldwing SE	90-00

MOTION PRO MIKUNI CAP AND ACCESSORIES

18-0020 Standard type cap for most Mikuni VM26-34 mm carburetors Sold each.

18-0021 Cable Adjuster Sold pk/10.

18-0025 Adapter Sold pk/10.



18-2807



18-2808



18-2816



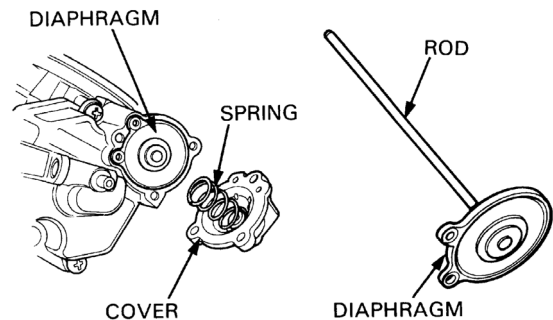
18-2811



18-2818



18-2836



MOTION PRO BANSHEE / BLASTER IDLE KIT

Kit includes drill bit, taper thread tap, 2 idle screws with lock nuts and installation instructions. Installs a standard Mikuni idle adjuster into Yamaha YFS200 Blaster and YFZ350 Banshee.

18-0017 08-0045 Banshee/Blaster Idle Kit

18-0019 01-0026 Banshee/Blaster Idle Screw with Nut only



EQUIPMENT & TOOLS

HARD PARTS

CARB & FUEL

IGNITION/ELECTRICAL

CONTROL

SUSPENSION

ACCESSORIES

MARINE

AUTOMOTIVE


ACCELERATOR PUMP REBUILD KIT FOR KZ650/KZ1000

18-2903 Eight piece kit includes the following parts **Made in Japan.**

1	43028-1012	Carb Pump Diaphragm (square)
1	43028-1010	Carb Pump Sensor Diaphragm (triangle)
1	92081-1137	Carb Pump Sensor Diaphragm Spring
1	92081-1139	Carb Pump Diaphragm Spring
1	16038-016	Check Valve O-ring
1	92037-1123	Check Valve Clamp Spring (clip)
1	13042-1004	Check Valve Weight
1	92140-1003	Check Valve Ball (steel)

KAWASAKI®

KZ650B3/C3/D2	1979
KZ650E1 LTD	1980
KZ650F1	1980
KZ1000A3/A3A/A4 MKII	79-80
KZ1000B3/B4 LTD	79-80
KZ1000C2/C3/C4 Police	79-81
KZ1000E1/E2 Shaft ST	79-80
KZ1000D3 Z1R	1980




ACCELERATOR PUMP REBUILD KITS FOR KEIHIN

HONDA® OFFROAD	YEAR	P/N	YAMAHA® OFFROAD/ATV	YEAR	P/N
CRF250R	2004	18-0238	WR250	01-12	18-0238
CRF250X	04-06	18-0238	YZ250F	01-12	18-0238
CRF450R	2002	18-0238	YZ426F	01-02	18-0238
CRF450R	03-06	18-0239	WR450	03-11	18-0238
CRF450X	05-07	18-0239	YZ450F	03-09	18-0238
			YFZ450S (ATV)	04-09	18-0238

KAWASAKI® STREET

	YEAR	P/N
EJ650 W650 Twin	00-02	18-0245
VN800A/B Vulcan 800	95-04	18-0245
VN800C Vulcan 800 Drifter		18-0245
VN1500D/E Vulcan1500	96-98	18-0245
VN1500G Vulcan 1500 Nomad	99-01	18-0245



H-D® ACCELERATOR PUMP REBUILD KIT

Complete diaphragm rebuild kit for all Keihin or CV late model carbs from 1976-2006. The kit can also be used to replace the diaphragm on S&S Super E and G model carbs.

18-0586 H-D Accelerator Pump Rebuild Kit



EQUIPMENT & TOOLS

HARD PARTS

CARB & FUEL

IGNITION/ELECTRICAL

CONTROL

SUSPENSION

ACCESSORIES

MARINE

AUTOMOTIVE

K&L CARB CHOKE REPAIR KITS

Our exclusive kits contain the high quality OE replacement parts required to repair the choke set on 1 carb body. These Choke Repair kits are the perfect addition when performing a complete carburetor rebuild. Kits include: Choke Plunger, Plunger Cap, Spring and Seals. Sold each. **Made in Japan**

STREET CHOKE KITS

YEAR	
18-7071	3CF-1410A-00-00
88-97	XV750 Virago
88-99	XV1100 Virago
18-7072	3EN-1410A-00-00/-10-00
89-99	FZR600
94-98	YZF750
90-95	FZR1000
92-93	TDM850

18-7073 11H-1410A-00-00

1983	XV500 Virago
87-00	XV535 Virago
82-83	XZ550RJ/RK Vision
85-86	VMX12 V-Max
83-84	XVZ1200 Venture
1989	XVZ1200 Venture Royale
86-93	XVZ1300 Venture

18-7075 5DM-1410A-00-00

01-05	FZS1000 FZ-1
-------	--------------

18-7076 1GR-1410A-00-00

88-07	VMX12 V-Max
-------	-------------

18-7077 4SV-1410A-00-00

1997	YZF1000R
98-01	YZF-R1
99-13	XVZ1300 Royal Star Venture
05-11	XVZ1300 Royal Star Tour Deluxe

18-7079 5EL-1410A-00-00

99-09	XVS1100 V-Star (All)
-------	----------------------

18-7080 36Y-1410A-00-00

84-85	FJ1100
86-93	FJ1200

18-7082 4WM-1410A-00-00

99-05	XV1600 Road Star
04-07	XV1700 Road Star

18-7088 4DN-1410A-00-00

98-13	XVS650 V-Star (All)
96-01	XVZ13 Royal Star

DUALSPORT/OFFROAD CHOKE KITS

YEAR	
18-7083	3RW-1410A-00-00
92-96	XT225 Serraw
18-7084	3RW-1410A-10-00
97-07	XT225
99-04	TTR225

18-7086 5HP-1410A-00-00

02-07	TTR125/L
-------	----------

ATV/UTV CHOKE KITS

YEAR	
18-7024	4WW-1410A-00-00
98-00	YFM600 Grizzly

18-7025 5GH-1410A-00-00

YFM35FA Bruin Auto 4X4

2004	YFM35FA Bruin Auto 4X4
00-04	YFM400 Big Bear 2WD
00-11	YFM400F Big Bear 4WD
00-04	YFM400A Kodiak 2WD
00-06	YFM400FA Kodiak 4WD
05-06	YFM45FA Kodiak 4WD
2006	YFM45FX Wolverine 4WD
01-05	YFM660R Raptor

18-7026 5KM-1410A-00-00

02-08	YFM600FG Grizzly
04-07	YXR660 Rhino (UTV)

18-7027 5ND-1410A-00-00

07-08	YFM4FG Grizzly 400
11-14	YFM45FG Grizzly 450
07-10	YFM45FX Wolverine 450

18-7028 5UH-1410A-00-00

05-06	YFM250B Bruin 2WD
07-09	YFM25B Big Bear 250
04-06	YFM35A Bruin Auto 2WD
05-06	YFM35FA Bruin Auto 4WD
07-14	YFM35G Grizzly 350 2WD
07-14	YFM35FG Grizzly 350 4WD
06-09	YFM35X Wolverine 2WD

SNOWMOBILE CHOKE KITS

YEAR	
18-7077	4SV-1410A-00-00
03-05	RMX10M RX-1 Mountain
04-05	RXW10 RX Warrior
03-05	RX10R RX-1ER
04-05	RX10RS RX-1 ER Ltd Edition
04-05	RX10 RX-1


REPLACEMENT FUEL PUMPS

New from K&L! These high quality O.E. Replacement fuel pumps are available to fit many popular models. **Made in Japan.** sold each

HONDA®	YEAR
18-5528 CBR600F Hurricane	89-90 16710-MT6-003
CBR600F4	99-00 16710-MBW-003
VT750C Shadow	98-00 16710-MBA-611/612
18-5529 CBR600F Hurricane	87-88 16710-MN4-005
VT600C Shadow	88-97 16710-MR1-005/015
VT600CD Shadow	93-98
VFR750F Interceptor	90-97 16710-MT4-000
18-5532 CBR600F3	95-98 16710-MAL-601
CBR600SJR	1996
CBR600SE	1998
18-5923 CBR1000RR	08-15 16700-MFL-013

KAWASAKI®	YEAR
18-5527 ZX600E1-E10 ZX-6	93-02 49040-1057
ZX600E11-E13 ZZR600	03-05
ZX750H1/H2 ZX-7	89-90
ZX750J1/J2 ZX-7	91-92
ZX750K1/K2 ZX-7R	91-92
18-5529 ZX600F ZX-6R	95-97 49040-1061
ZX600G ZX-6R	98-99
ZX750L/M ZX-7	93-95
ZX750N1/N2 ZX-7RR	96-97
ZX750P1-P8 ZX-7R	96-03
ZX900B1-B4 ZX-9	94-97
ZX1100C1-C4 ZX-11	90-93
ZX1100D1-D9 ZX-11	93-01
18-5530 ZX600J1-J3 ZX-6R	00-02 49040-1064
ZX600J4/J6/J7/J8 ZZR600	05-08
ZX900C/E/F ZX-9R	98-03

YAMAHA®	YEAR
18-5522 XVS650 V-Star (All)	04-15 5KS-13907-00-00
XVS1100AW Classic	2003
XVS1100AT Silverado	2003
XVS1100 V-Star (All)	04-09
18-5524 XVZ13 Royal Star Tour Dlx	05-10 1D6-13907-00-00
XVZ13 Midnight Tour Dlx	06-07
18-5526 XVS650 V-Star (All)	98-03 3LN-13907-00-00
XVS1100A V-Star	98-03 3YX-13907-00-00
XVS1100R V-Star	98-03
18-5527 XVZ13 Royal Star (All)	96-01 4NK-13907-00-00
XVZ13 Royal Star Venture	99-13
18-5529 YZF600R	97-07 4TV-13907-00-00
18-5923 FZ-1	07-13 2D1-13907-02-00



IN-TANK FUEL PUMP SUB ASSEMBLY

Here is a better alternative to replacing an entire fuel pump. Includes pump only, no strainer or cover. Sold each.

18-5925 Fuel Pump sub-assembly

HONDA®	YEAR
CBR600F	01-06
CBR600F4	01-03
CB900F	02-07
CBR900RR	00-03
CBR1100XX	99-06
ST1300	03-13

YAMAHA®	YEAR
YZFR6	06-13



MIKUNI FUEL PUMPS & PUMP REBUILD KITS

For applications where the fuel tank will not gravity feed to carburetor. Pump is actuated by pulse from engine crankcase on two-stroke. **Made in Japan.** Sold each.

PUMP DESCRIPTION	REBUILD KIT#
18-4686 DF44-211-D Single Outlet	18-5027 Rebuild kit for 18-4686
18-4687 DF52-21 Dual Outlet	18-5028 Rebuild kit for 18-4687

HONDA FUEL CUT RELAY

HONDA FUEL CUT RELAY	F.P.R.:	36100-MB1-701
18-8782 F.P.R.: 36100-MN4-008	VF500C	84-85
CBR600F	VF500F	84-85
CBR600F3	VFR700F2	1987
CBR600SJR	VF700C	84-85
CBR600SE	VF700F	84-85
CBR600F4	VT700C	84-85
VT600C	VF750C	1983
VT600CD	18-8783 F.P.R.: 36100-MB1-701	
NT650 Hawk	VF750F	1983
VFR750F	VT750C	1983
VT750C/CD/CD2	VF1000F	1984
VT750CDA/CDB	VF1000R	85-86
VT750CDC/CDD	VF1100C	83-86
VT750DC	VF1100S	84-85
PC800	GL1200	
VT1100C		
VT1100C2		
VT1100C3		
VT1100D2		
VT1100T		
VTX1300S		



KAWASAKI FUEL PUMP RELAY

KAWASAKI FUEL PUMP RELAY	F.P.R.:	27002-1065
ZX600E ZX-6	93-05	ZX1100C ZX-11 90-93
ZX600F ZX-6R	95-97	ZX1100D ZX-11 93-01
ZX600G	98-99	ZX1100E/F GPZ 95-97
ZX600J	00-08	ZX1200CZZ-R1200 02-05
ZX750H/J/L ZX-7	89-95	
ZX750K/M ZX-7R	91-94	
ZX750P ZX-7R	96-03	
ZX750N ZX-7RR	96-97	
ZX900B ZX-9R	94-97	
ZX900C ZX-9R	98-99	
ZX900E/F ZX-9R	00-03	



UNIVERSAL FUEL PUMP POINT SWITCH KIT

New from K&L, kit includes one set of fuel pump point switches. This set is not available through dealerships, and allows repair rather than replacement of costly OEM fuel pumps Sold each.


18-4615 Universal Fuel Pump Point Switch Kit

HONDA®	YEAR
TRX350	1987
CBR600	87-98
VT600	88-98
VT750	97-03
CBR900RR	92-95
CBR1000F	87-91

KAWASAKI®	YEAR
ZX600 ZX-6R	95-01

KAWASAKI®	YEAR
ZX600E ZX-6R	93-01
ZX750 ZX-7, 7R	91-02
ZX900 ZX-9, 9R	94-03
ZX10	88-90
VN1500D Classic	96-97
VN1500E Classic	98-99
VN1500G Tourer	98-99

YAMAHA®	YEAR
YZF-R6	99-02
FZR1000	87-95
FZS1000 Fazer	01-05
YZF-R1	98-01
FJ1200	88-92



EQUIPMENT & TOOLS

HARD PARTS

CARB & FUEL

IGNITION/ELECTRICAL

CONTROL

SUSPENSION

ACCESSORIES

MARINE

AUTOMOTIVE

EQUIPMENT & TOOLS

MIKUNI 4/042 TYPE MAIN JET SHOP KITS

K&L carries a variety of Mikuni type main jets to fit most popular motorcycles. These high precision brass jets meet OEM specifications. **MADE IN JAPAN. KITS INCLUDE QTY-1/PK(OF 5) OF THE SIZES LISTED.** Each jet size also Sold in Pk/5, (see below). **18-9202**



HARD PARTS

TYPE JET	K&L P/N	QTY/JET	JET SIZES	INCREMENTS
Mikuni Large Hex	18-9201	Pk/5	130 ~ 205	5
Mikuni Large Hex	18-9202	Pk/5	210 ~ 370	10

CARB & FUEL

MIKUNI 4/042 TYPE LARGE HEX MAIN JETS

NOTE: K&L JETS ARE SOLD PK/5, O.E.M. SOLD EACH

K&L(PK/5)	SIZE	K&L(PK/5)	SIZE	K&L(PK/5)	SIZE
18-4412	#115	18-4423	#170	18-4433	#230
18-4413	#120	18-4424	#175	18-4434	#240
18-4415	#130	18-4425	#180	18-4435	#250
18-4416	#135	18-4426	#185	18-4436	#260
18-4417	#140	18-4427	#190	18-4437	#270
18-4418	#145	18-4428	#195	18-4438	#280
18-4419	#150	18-4429	#200	18-4439	#290
18-4420	#155	18-4430	#205	18-4440	#300
18-4421	#160	18-4431	#210		
18-4422	#165	18-4432	#220		

IGNITION/ELECTRICAL

K&L(PK/5)	SIZE	O.E.M.(EA.)	K&L(PK/5)	SIZE	O.E.M.(EA.)
18-4441	#310	18-4533	—	#460	18-4499
18-4442	#320	18-4531	—	#470	18-4498
18-4443	#330	18-4529	—	#480	18-4497
18-4444	#340	18-4527	—	#490	18-4495
18-4445	#350	18-4525	—	#500	18-4492
18-4446	#360	—			
18-4447	#370	18-4523			
18-4448	#380	18-4516			
18-4449	#390	18-4515			
18-4450	#400	18-4511			
18-4451	#410	18-4501			
18-4452	#420	18-4371			
—	#430	18-4397			
—	#440	18-4399			
—	#450	18-4348			



CONTROL

SUSPENSION

MIKUNI N100/604 TYPE LARGE ROUND MAIN JETS

NOTE: K&L JETS ARE SOLD PK/5 O.E.M. ARE SOLD EACH.

K&L(PK/5)	SIZE	O.E.M.(EA.)	K&L(PK/5)	SIZE	O.E.M.(EA.)
18-4368	#90	—	18-4392	#150	18-4018
18-4370	#95	—	18-4394	#155	—
18-4372	#100	—	18-4395	#157.5	—
18-4373	#102.5	—	18-4396	#160	—
18-4374	#105	18-4491	18-4398	#165	—
18-4375	#107.5	18-4490	18-4400	#170	—
18-4376	#110	18-4489	18-4402	#175	—
18-4377	#112.5	18-4488	18-4404	#180	—
18-4378	#115	18-4487			
18-4379	#117.5	18-4485			
18-4380	#120	18-4349			
18-4381	#122.5	—			
18-4382	#125	18-4350			
18-4383	#127.5	18-4351			
18-4384	#130	18-4352			
18-4385	#132.5	18-4369			
18-4386	#135	18-4026			
18-4387	#137.5	18-4027			
18-4388	#140	18-4028			
18-4389	#142.5	18-4004			
18-4390	#145	18-4014			
18-4391	#147.5	18-4017			



MARINE

AUTOMOTIVE

MIKUNI VM28/486 TYPE PILOT JETS

Sold pk/5.

18-4739	#15	18-4749	#30
18-4742	#17.5	18-4750	#35
18-4743	#20	18-4751	#40
18-4745	#22.5	18-4752	#45
18-4747	#25	18-4753	#50
18-4748	#27.5		



MIKUNI BS30/96 TYPE PILOT JETS

CV Carbs. Sold pk/5.

18-4818	#30	18-4824	#45
18-4819	#32.5	18-4826	#47.5
18-4820	#35	18-4828	#50
18-4821	#37.5	18-4829	#52.5
18-4822	#40	18-4830	#55
18-4823	#42.5		



MIKUNI N102/221 TYPE SMALL ROUND MAIN JETS

Sold pk/5.

18-4720	#110	18-4730	#135
18-4721	#112.5	18-4731	#137.5
18-4722	#115	18-4732	#140
18-4723	#117.5	18-4733	#142.5
18-4724	#120	18-4734	#145
18-4725	#122.5	18-4735	#147.5
18-4726	#125	18-4736	#150
18-4728	#130		



MIKUNI VM22/210 TYPE PILOT JETS

Sold pk/5.

18-4660	#15	18-4363	#40
18-4661	#20	18-4364	#45
18-4360	#25	18-4365	#50
18-4361	#30	18-4366	#55
18-4362	#35		



MIKUNI N151.067 TYPE PILOT JETS

CV Carbs. Sold pk/5.

18-4832	#30	18-4833	#32.5
18-4834	#35	18-4835	#37.5
18-4836	#40	18-4837	#42.5
18-4838	#45	18-4839	#47.5



KEIHIN MAIN JET SHOP KITS

K&L carries a variety of Keihin type main jets for most popular motorcycles. These high precision brass jets meet or exceed OEM specifications.

MADE IN JAPAN. NOTE: EACH JET SIZE IN KIT COMES IN PK/5.



18-9199

TYPE JET	K&L P/N	QTY/JET	JET SIZES	INCREMENTS
Keihin Hex	18-9199	Pk/5	125 ~ 175	5
Keihin Hex	18-9200	Pk/5	122 ~ 172	4 or 6
Keihin Round	18-9197	Pk/5	90 ~ 150	5
Keihin Round	18-9198	Pk/5	88 ~ 148	4 or 6

EQUIPMENT & TOOLS

HARD PARTS

CARB & FUEL

IGNITION/ELECTRICAL

CONTROL

SUSPENSION

ACCESSORIES

MARINE

AUTOMOTIVE

MOTION PRO JET WRENCHES

These steel jet wrenches have a rubber snap-off lid over a storage area for extra jets. Handle is knurled for secure grip. Sold each.

- 35-4180** Motion Pro Jet Wrench for 6mm round jets
- 35-4182** Motion Pro Jet Wrench for 6mm hex jets



KEIHIN OE TYPE SLOW JET

Honda 99124-286 type. Commonly found in CL/CB Twins.

K&L (PK/5)	SIZE	K&L (PK/5)	SIZE
18-3783	#35	18-3785	#40
18-3784	#38	18-3786	#42



KEIHIN OE TYPE SLOW JET

Honda 99124-076 type. Commonly found in CB350/400/550F and CB750K models. (Pk/10)

K&L	SIZE
18-4858	#38
18-4859	#40
18-4862	#42

KEIHIN 99101-187 TYPE HEX MAIN JETS

Commonly found in Z50R, CRF50F and many 50cc Scooter models. (Pk/10)

K&L	SIZE	K&L	SIZE
18-9785	#55	18-9790	#70
18-9786	#58	18-9791	#75
18-9787	#62	18-9792	#78
18-9788	#65	18-9793	#80
18-9789	#68		

KEYSTER PRESSFIT JETS

The Keyster press fit jets are designed to allow a qualified mechanic to replace the pressed in slow jet found in many 70's and 80's Honda models. CB350/400/500 Fours are pressed in Slow Jet. These jets are not available from Honda. Sold in packs of 5.

K&L P/N	DESCRIP	TYPE
18-5862	Press Fit #35 Slow Jet	47
18-5863	Press Fit #38 Slow Jet	47
18-5864	Press Fit #40 Slow Jet	47
18-5865	Press Fit #42 Slow Jet	47
18-5866	Press Fit #45 Slow Jet	47
18-5915	Press Fit #35 Slow Jet	49
18-5916	Press Fit #38 Slow Jet	49
18-5917	Press Fit #40 Slow Jet	49
18-5918	Press Fit #42 Slow Jet	49
18-5919	Press Fit #45 Slow Jet	49



Type 47

Type 49

KEIHIN N424-21 TYPE SLOW JET

PJ, PWK, PWM, PE20/22 and some smoothbores. **NOTE: K&L JETS ARE SOLD PK/5 O.E.M. ARE SOLD EACH.**

K&L(PK/5)	SIZE	O.E.M.(EA.)
18-4754	#35	—
18-4755	#38	18-4464
18-4756	#40	18-4463
18-4759	#42	18-4462
18-4763	#45	18-4461
18-4765	#48	18-4460
18-4768	#50	18-4547
18-4771	#52	18-4546
18-4772	#55	18-4539
18-4776	#58	18-4339
18-4778	#60	18-4537
18-4779	#62	18-4535
18-4780	#65	—
18-4781	#68	—
—	#70	18-4782



KEIHIN TYPE SLOW JETS N424-26

For VB, VD carbs. Sold pk/5.

K&L	SIZE	K&L	SIZE
18-4802	#40	18-4809	#58
18-4803	#42	18-4812	#60
18-4804	#45	18-4813	#62
18-4805	#48	18-4814	#65
18-4806	#50	18-4815	#68
18-4808	#55	18-4817	#70



PILOT JETS FOR YAMAHA HITACHI CARBS

Made in Japan. Sold pk/5. Yamaha applications.

K&L P/N	SIZE	OEM REFERENCE
18-9224	#40	4H7-14984-40-00
18-9226	#41	4X7-14984-41-00



KEIHIN 99101-357 TYPE HEX MAIN JETS

CR, FCR, PJ, PWK, PWM, PE, PD, and Harley®. **NOTE: K&L JETS ARE SOLD PK/5 O.E.M. ARE SOLD EACH.**

K&L(PK/5)	SIZE	O.E.M.(EA.)
18-4550	#100	—
18-4552	#105	—
18-4554	#110	—
18-4556	#115	—
18-4558	#120	—
18-4560	#125	—
18-4561	#128	—
18-4562	#130	—
18-4563	#132	—
18-4564	#135	—
18-4566	#140	—
18-4568	#145	—
18-4569	#148	—
18-4570	#150	—
18-4571	#152	—
18-4572	#155	—
18-4573	#158	—
18-4574	#160	18-4311
18-4575	#162	18-4312
18-4576	#165	18-4313
18-4577	#168	18-4314
18-4578	#170	18-4325
18-4579	#172	18-4326
18-4580	#175	18-4328
18-4581	#178	18-4459
18-4582	#180	18-4458
—	#182	18-4457
18-4584	#185	18-4456
—	#188	18-4455
18-4586	#190	18-4454
18-4590	#200	—

KEIHIN 99101-393 TYPE ROUND MAIN JETS

Honda VB, VD and VE series. All Honda and Kawasaki CV & CVK series. Some Honda PD and PE series. Main Air Jet for FCR. **NOTE: K&L JETS ARE SOLD PK/5 O.E.M. ARE SOLD EACH.**

K&L (PK/5)	SIZE	O.E.M.(EA.)
18-4512	#90	—
18-4514	#95	—
—	#98	18-4481
—	#100	18-4453
—	#102	18-4414
18-4518	#105	18-4411
—	#108	18-4410
18-4520	#110	18-4409
—	#112	18-4408
18-4522	#115	18-4407
—	#118	18-4406
18-4524	#120	18-4405
—	#122	18-4403
18-4526	#125	18-4401
—	#128	18-4484
18-4528	#130	18-4482
18-4530	#135	—
18-4532	#140	—
18-4534	#145	—
18-4536	#150	—
18-4538	#155	—
18-4540	#160	—



KEIHIN N424-25 TYPE SLOW JET

For Harley-Keihin, Kawasaki CV, CVK and FCR carbs **NOTE: K&L JETS ARE SOLD PK/5 O.E.M. ARE SOLD EACH.**

K&L (PK/5)	SIZE	O.E.M.(EA.)
18-4783	#35	18-4478
18-4784	#38	18-4480
18-4785	#40	18-4477
18-4786	#42	18-4476
18-4787	#45	18-4470
18-4788	#48	18-4469
18-4789	#50	—
—	#52	18-4466
—	#55	18-4465
18-4792	#58	—
18-4795	#65	—
18-4798	#70	—
18-4799	#72	—
18-4801	#75	—



H-D JET ASSORTMENTS

All jets are made of brass optimizing high precision and flow calibrated for extremely accurate fuel flow rate.



18-99300



18-99321



18-99351



18-99394



18-99417

H-D KEIHIN (BUTTERFLY TYPE) CARBURETOR 76-89 JET ASSORTMENT

18-99300 Keihin Carb Complete Jet Assortment.
Kit Includes 2 each of the Main and Pilot Jets listed below.

REPLACEMENT JETS

KEIHIN MAIN JETS (PACK OF 5)			KEIHIN SLOW JETS (PACK OF 5)		
K&L #	SIZE	OEM#	K&L #	SIZE	OEM#
18-99301	#165 MAIN JET	27419-76	18-99310	#.60 SLOW JET	_____
18-99302	#170 MAIN JET	27418-76	18-99311	#.62 SLOW JET	_____
18-99303	#175 MAIN JET	27417-76	18-99312	#.65 SLOW JET	27896-79
18-99304	#180 MAIN JET	27416-76	18-99313	#.68 SLOW JET	27894-78
KEIHIN SLOW JETS (PACK OF 5)			18-99314	#.70 SLOW JET	27895-78
K&L #	SIZE	OEM#	18-99315	#.72 SLOW JET	27897-78
18-99305	#.50 SLOW JET	_____	18-99316	#.74 SLOW JET	_____
18-99306	#.52 SLOW JET	27329-83	18-99317	#.78 SLOW JET	_____
18-99307	#.54 SLOW JET	_____	18-99318	#.80 SLOW JET	_____
18-99308	#.56 SLOW JET	_____	18-99319	#.88 SLOW JET	27348-77
18-99309	#.58 SLOW JET	_____	18-99320	#1.00 SLOWJET	27348-76

H-D CV CARBURETOR 1990-2006 JET ASSORTMENT

18-99321 CV Carb Complete Jet Assortment. Kit Includes 2 each of the Main and Pilot Jets listed below.

REPLACEMENT JETS

CV TYPE MAIN JETS (PACK OF 5)			CV TYPE SLOW JETS (PACK OF 5)		
K&L #	SIZE	OEM#	K&L #	SIZE	OEM#
18-99332	#.140 MAIN JET	_____	18-99322	#.040 SLOW JET	27218-92
18-99333	#.145 MAIN JET	_____	18-99323	#.042 SLOW JET	27171-89
18-99334	#.150 MAIN JET	_____	18-99324	#.044 SLOW JET	27170-89
18-99335	#.155 MAIN JET	_____	18-99325	#.045 SLOW JET	_____
18-99336	#.160 MAIN JET	27152-89	18-99326	#.046 SLOW JET	_____
18-99337	#.165 MAIN JET	27116-88	18-99327	#.048 SLOW JET	27165-90
18-99338	#.170 MAIN JET	27115-88	18-99328	#.050 SLOW JET	_____
18-99339	#.175 MAIN JET	27090-89	18-99329	#.052 SLOW JET	_____
18-99340	#.180 MAIN JET	27243-95	18-99330	#.054 SLOW JET	_____
18-99341	#.185 MAIN JET	27185-90	18-99331	#.055 SLOW JET	27735-03
18-99342	#.190 MAIN JET	_____			
18-99343	#.195 MAIN JET	_____			
18-99344	#.200 MAIN JET	27105-88			
18-99345	#.205 MAIN JET	_____			
18-99346	#.210 MAIN JET	27726-99			
18-99347	#.220 MAIN JET	27775-99			
18-99348	#.230 MAIN JET	27776-99			
18-99349	#.240 MAIN JET	27778-99			
18-99350	#.250 MAIN JET	27779-99			

S&S® SUPER E / G CARBURETORS – JET ASSORTMENTS



Kit contains 2 each of the Main and Intermediate Jets listed below.

18-99351 S&S Carb Complete Jet Assortment

S&S MAIN JETS (PACK OF 5)		S&S MAIN JETS (PACK OF 5)		S&S MAIN JETS (PACK OF 5)	
K&L #	SIZE:	K&L #	SIZE:	K&L #	SIZE:
18-99361	#.040	18-99375	#.068	18-99389	#.096
18-99362	#.042	18-99376	#.070	18-99390	#.098
18-99363	#.044	18-99377	#.072	18-99391	#.100
18-99364	#.046	18-99378	#.074	18-99392	#.102
18-99365	#.048	18-99379	#.076	18-99393	#.104
18-99366	#.050	18-99380	#.078	18-99352	#.025
18-99367	#.052	18-99381	#.080	18-99353	#.026
18-99368	#.054	18-99382	#.082	18-99354	#.028
18-99369	#.056	18-99383	#.084	18-99355	#.029
18-99370	#.058	18-99384	#.086	18-99356	#.031
18-99371	#.060	18-99385	#.088	18-99357	#.032
18-99372	#.062	18-99386	#.090	18-99358	#.033
18-99373	#.064	18-99387	#.092	18-99359	#.036
18-99374	#.066	18-99388	#.094	18-99360	#.040

MIKUNI HSR40, HSR42, HSR45 – JET ASSORTMENTS

18-99394 Kit contains 2 each of the Main Jets listed below.

REPLACEMENT JETS

MIKUNI HSR MAIN JETS (PACK/5)		MIKUNI HSR MAIN JETS (PACK/5)	
K&L #	SIZE	K&L #	SIZE
18-99395	#100	18-99405	#162.5
18-99396	#110	18-99406	#165
18-99397	#120	18-99407	#167.5
18-99398	#130	18-99408	#170
18-99399	#135	18-99409	#172.5
18-99400	#140	18-99410	#175
18-99401	#145	18-99411	#177.5
18-99402	#150	18-99412	#180
18-99442	#152.5	18-99413	#185
18-99403	#155	18-99414	#190
18-99443	#157.5	18-99415	#195
18-99404	#160	18-99416	#200

PILOT / SLOW JET ASSORTMENT

Kit contains 2 each of the Pilot Jets listed below.

18-99417 Pilot/Slow Jet Assortment

REPLACEMENT JETS

K&L #	SIZE	K&L #	SIZE	K&L #	SIZE
18-99418	#15	18-99423	#27.5	18-99428	# 40
18-99419	#17.5	18-99424	#30	18-99429	# 45
18-99420	#20	18-99425	# 32.5	18-99430	# 50
18-99421	#22.5	18-99426	# 35	18-99431	# 55
18-99422	#25	18-99427	# 37.5	18-99432	# 60

EQUIPMENT & TOOLS

HARD PARTS

CARB & FUEL

IGNITION/ELECTRICAL

CONTROL

SUSPENSION

ACCESSORIES

MARINE

AUTOMOTIVE


HARLEY-DAVIDSON® ECONOMY CARB KITS

Each kit contains float bowl gasket or float bowl o-ring, float needle or float valve assembly and o-rings to rebuild one carburetor.


18-0583 Big Twins & Sportster w/ Keihin carb 79-89

18-0584 Big Twins & Sportster w/ CV carb 88-06

18-0583



18-0584



HARLEY-DAVIDSON® FUEL INLET FOR KEIHIN CARBURETORS

Plastic fuel inlets commonly brake on Keihin Carbs from 1976-2006. Replace it with this press fit metal inlet. Fits all carbureted Harley – Davidson® models from 76-06

18-99450 Fuel Inlet



18-99450

MIKUNI HSR42 HSR45 HSR48 CHOKE CABLE

Body mounted choke assembly for the HSR 42, 45 and 48mm Mikuni carburetors. Mikuni HSR performance carburetors are an aftermarket option on many V-Twin motorcycles. Complete Unit, Replaces the original long cable type assembly.

18-7069 Mikuni HSR Choke Cable



18-7069

HARLEY-DAVIDSON® ACCELERATOR PUMP REBUILD KIT

Complete diaphragm rebuild kit for all Keihin or CV late model carbs from 1976-2006. The kit can also be used to replace the diaphragm on S&S Super E and G model carbs.

18-0586 H-D® Accelerator Rebuild Kit



18-0586

HARLEY-DAVIDSON® FLOAT ASSEMBLY FOR CV 40MM CARBURETORS

18-99451 Float 40mm CV Carb

APPLICATIONS:

FXST 92-06, FLST 92-06, FXD 92-06, FLT 92-06, XL 92-06

OEM# 27576-92



18-99451

HARLEY-DAVIDSON® 40MM VACUUM PISTON

Replacement vacuum pistons for all stock 40mm CV carbs on Sportster® and Big Twin models from 88-06.

18-0587 H-D® 40mm Vacuum Piston



18-0587

EQUIPMENT & TOOLS

HARD PARTS

CARB & FUEL

IGNITION/ELECTRICAL

CONTROL

SUSPENSION

ACCESSORIES

MARINE

AUTOMOTIVE

EQUIPMENT & TOOLS

HARD PARTS

CARB & FUEL

IGNITION/ELECTRICAL

CONTROL

SUSPENSION

ACCESSORIES

MARINE

AUTOMOTIVE

FREE-FLO GAS CAP VENT HOSE

The original colored gas cap vent hose in neon colors! One size fits most dirt bikes and ATV's. Measures 1/4" I.D. x 16" length. **Sold pk/6**

- 15-0873 Dark Blue
- 15-0874 Neon Green
- 15-0875 Purple
- 15-0877 Neon Red
- 15-0881 Neon Yellow
- 15-0890 Orange
- 15-0891 Red
- 15-0892 Gray
- 15-0893 White
- 15-0894 Black
- 15-0896 Suzuki Yellow
- 15-0897 Yamaha YZ Blue (1997)
- 15-0898 Yamaha YZ Blue (98-00)
- 15-0884 Display Rack W/60 Hoses

15-0884



K&L FUEL LINE

K&L has the right fuel line for your application:



- **REINFORCED NITRILE:** High quality. Stronger and more durable than vinyl. Ozone, cold & heat resistant -40° to +270°F. Not for use with fuel-injected systems. 4-7 psi rating.
- **TYGON:** Highly resistant to tearing or abrasion and to heat or cold. Safe for use with all petroleum based products. Not for use with fuel-injected systems.
- **VINYL:** Safe for gasoline or alcohol-type fuels. Not for use with fuel-injected systems.

K&L BLACK REINFORCED NITRILE FUEL LINE Sold 25 foot roll.

P/N	I.D.	O.D.
18-5008	3/16" (5mm)	5/16" (8mm)
18-5127	1/4" (6mm)	7/16" (11mm)
18-5132	5/16" (8mm)	1/2" (12.5mm)



18-5127

MOTION PRO BLACK TYGON TYPE FUEL LINE Sold 25 foot roll.

P/N	I.D.	O.D.
18-4985	3/16" (5mm)	5/16" (8mm)
18-4987	1/4" (6mm)	7/16" (11mm)
18-4989	5/16" (8mm)	1/2" (12.5mm)



18-4989

MOTION PRO GRAY TYGON TYPE FUEL LINE Sold 25 foot roll.


P/N	I.D.	O.D.
18-5227	3/16" (5mm)	5/16" (8mm)
18-5228	1/4" (6mm)	7/16" (11mm)
18-5224	5/16" (8mm)	1/2" (12.5mm)



18-5228

MOTION PRO BRAIDED FUEL LINE Sold 25 foot roll.

P/N	I.D.	O.D.
15-5253	3/16" (5mm)	5/16" (8mm)
15-5260	1/4" (6mm)	7/16" (11mm)
15-5271	5/16" (8mm)	1/2" (12.5mm)



15-5260

MOTION PRO CLEAR VINYL FUEL LINE Sold 25 foot roll.

P/N	I.D.	O.D.
15-5218	3/16" (5mm)	5/16" (8mm)
15-5225	1/4" (6mm)	7/16" (11mm)
15-5232	5/16" (8mm)	1/2" (12.5mm)
15-5239	3/8" (10mm)	9/16" (14mm)



15-5225

ECONOMY FUEL / OIL LINE

These inexpensive oil / fuel lines are a good alternative to the high priced premium lines. Great for vintage projects where high quality hoses are not needed.

REINFORCED OIL/FUEL HOSES Sold 25 foot roll.

- 18-5384 3/16"
- 18-5385 1/4"
- 18-5386 5/16"
- 18-5387 3/8"



18-5384

FUEL HOSES Sold 25 foot roll.

- 18-5381 1/4"
- 18-5382 5/16"



18-5381

K&L GENUINE PREMIUM 2 LAYER FUEL / VACUUM LINES

These premium fuel and vacuum lines tested very well against the high alcohol levels in today's fuel. The outer layer resists breakdown from exposure to UV light and engine heat. Made in Japan.



PREMIUM VACUUM LINE


Sold in 20 foot rolls

- 18-4965 2.5mm
- 18-4966 3.5mm

PREMIUM FUEL LINE

Sold 20 foot roll.

- 18-4945 4mm
- 18-4946 5mm
- 18-4947 6mm
- 18-4948 7mm
- 18-4949 8mm



K&L FUEL & VACUUM HOSE CLIP KIT

70 piece kit contains 10 of each size of the following: 6, 7, 8, 9, 11, 13, and 15mm. OEM type fuel and vacuum clips similar to the ones that are stock on most Japanese motorcycles. **Made in Japan.**

33-3929 Fuel & Vacuum Hose Clip Kit

REPLACEMENT FUEL & VACUUM HOSE CLIPS SOLD IN PK/10.

- 33-3922 6mm
- 33-3923 7mm
- 33-3924 8mm
- 33-3925 9mm
- 33-3926 11mm
- 33-3927 13mm
- 33-3928 15mm



33-3929

K&L FUEL LINE CLIPS

These zinc plated fuel line clips are a great OEM replacement to most vintage Japanese motorcycles. There sizes range from 8mm – 12mm. They come in packs of 10. **Made in Japan.**

- 33-3936 Fuel Hose Clips: 8MM
- 33-3937 Fuel Hose Clips: 9MM
- 33-3938 Fuel Hose Clips: 10MM
- 33-3939 Fuel Hose Clips: 11MM
- 33-3940 Fuel Hose Clips: 12MM



SPRING ACTION HOSE CLAMPS

These reusable, top quality clamps are sold in pk/5.

- 33-3962 13mm 33-3965 21mm
- 33-3963 15mm 33-3966 25mm
- 33-3964 17mm



SINGLE EAR CRIMP STYLE HOSE CLAMPS

These factory replacement hose clamps are a great match to the original. Optional hose clamp pliers properly crimp clamps to the correct pressure. Clamps are sold in bags of 50.

18-99439 K&L Clamp Pliers

- | K&L# | SIZE (50 PACK) |
|----------|------------------|
| 18-99433 | 11/32 Hose Clamp |
| 18-99434 | 7/16 Hose Clamp |
| 18-99435 | 17/32 Hose Clamp |
| 18-99436 | 19/32 Hose Clamp |
| 18-99437 | 11/16 Hose Clamp |
| 18-99438 | 13/16 Hose Clamp |



18-99439



18-99433

FREE-FLO "NO SLOP" GAS CAP VENT HOSE

The original colored gas cap vent hose is now available with one way valve in-line filter. Sold each. **NOTE: FIRST COLOR INDICATES NO-SLOP VALVE, SECOND COLOR IS HOSE.**

- 15-0505 Red/Dark Blue
- 15-0503 Dark Blue/Red
- 15-0501 Dark Blue/Green
- 15-0508 White/Nuclear Red
- 15-0502 Dark Blue/Yellow
- 15-0504 Red/Black



K&L CARB HOLDER RUBBER PLUGS

Universal rubber plug has many uses. **Made in Japan.** Sold pk/5.



11-4972 Carb Holder Plugs



VACUUM & FUEL LINE PLUGS

Step designed plugs allow closing two lines of same or different sizes at the same time. Fits all 1/8", 3/16", 1/4", 5/16", 3/8" and 1/2" hoses. Tapered caps close tubes from 1/8" to 1/2". Bead chain prevents loss. Sold as a set.




35-7758 Vacuum & Fuel Line Plugs

MOTION PRO QUICK RELEASE FUEL COUPLERS

Available with single and dual shutoff couplers. When disconnected, the coupler shuts off the flow from the source only, or from both sections. Connecting the couplers resumes flow. Fuel rated o-rings prevent leakage. Available for 1/4" and 5/16" I.D. fuel line.

- 35-0984 12-0029 Single Shutoff Coupler, 1/4"
- 18-7213 12-0030 Single Shutoff Coupler, 5/16"
- 35-0985 12-0037 Dual Shutoff Coupler, 1/4"
- 35-0987 12-0038 Dual Shutoff Coupler, 5/16"



HOSE REMOVER PLIERS

For easy removal of 4mm to 14mm vacuum and fuel hose. Engage the barb with the sharpened jaw for grip. Squeeze and the hose is easily pushed off by the silver jaw. Allows one handed removal. Sold each.

35-9267 Hose Remover Pliers



35-9267

MIGHTY CUTTER HOSE CUTTER

Hose cutting tool produces straight accurate cuts in hoses up to 1 1/8" or 28mm in diameter. Sold each.

- 35-9302 Mighty Cutter Hose Cutter
- 35-9303 Replacement Blade-each



35-9302

EQUIPMENT & TOOLS

HARD PARTS

CARB & FUEL

IGNITION/ELECTRICAL

CONTROL

SUSPENSION

ACCESSORIES

MARINE

AUTOMOTIVE

OETIKER STEPLESS EAR CLAMPS

Universally used where a minimal protrusion and a small clamping range are essential. The clamps are a one-time use, not reusable. **Sold in Pack/10.**

FEATURES:

- Innovative, economical, high-quality clamp
- Fast, simple and safe installation
- Deburred edges reduce the risk of damage to the part being clamped
- Made of 194 Stainless Steel, Material no. 1.4310 / UNS S30100
- Designed to hold tight but not damage soft and hard rubber and plastic applications
- The Clamp is very low profile and creates a spring effect which allows for thermal expansion

35-00061	Stepless Ear Clamp Kit
35-3241	Stepless Side Jaw Clamp Tool
35-00010	13.3mm 167 Stepless EAR Clamp - Pk/10
35-00013	14.5mm 167 Stepless EAR Clamp - Pk/10
35-00016	15.7mm 167 Stepless EAR Clamp - Pk/10
35-00020	18.5mm 167 Stepless EAR Clamp - Pk/10
35-00026	22.6mm 167 Stepless EAR Clamp - Pk/10
35-00031	25.6mm 167 Stepless EAR Clamp - Pk/10
35-00035	28.6mm 167 Stepless EAR Clamp - Pk/10
35-00040	31.6mm 167 Stepless EAR Clamp - Pk/10



35-00061



35-3241



OETIKER STEPLESS LOW PROFILE 192 CLAMPS

Designed to be used where a dimensional variations in the parts being clamped and when applying high radial forces are needed. These clamps are designed to be reusable. **Sold in Pack/10**

FEATURES:

- Low installed height – minimum space requirement
- Reusable, can be installed axially or radially
- Minimal imbalance on rotating parts
- Stepless® Design – no steps or gaps on inner circumference
- Specially formed strip edges reduce the risk of damage to the part being clamped
- Visual check that clamp is closed
- With Type 1 Tolerance Compensation
- Tolerance-compensation element provides a degree of compensation for the manufacturing tolerances of parts being joined
- 168 Stainless Steel, Material no. 1.4301 / UNS S30400

35-00689	24mm Oetiker 192 Series Clamp - Pk/10
35-00694	69mm Oetiker 192 Series Clamp - Pk/10
35-00695	72.5mm Oetiker 192 Series Clamp - Pk/10

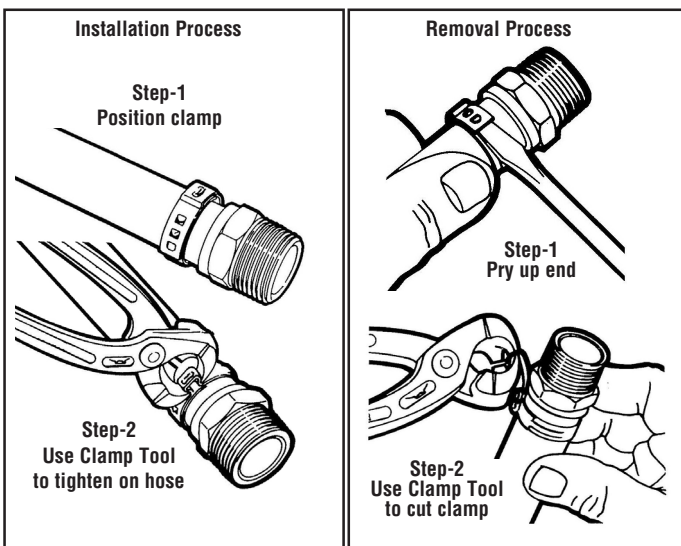


35-00061

OETIKER STEPLESS MARINE CLAMPS

35-00165	Oetiker V8, Marine & Other Clamp Kit
35-3241	Stepless Side Jaw Clamp Tool
35-00016	15.7 706R 167 Stepless EAR Clamp - Pk/10
35-02498	19.8 706R 167 Stepless EAR Clamp - Pk/10
35-3275	16.2 706R 167 Stepless EAR Clamp - Pk/10 (Not in Kit)

35-1061	12-0024	Pincer Tool only. Sold each
33-1062	12-0025	5/16" O-Clips. Sold pk/10
33-1063	12-0026	7/16" O-Clips. Sold pk/10
33-1064	12-0027	1/2" O-Clips. Sold pk/10





IGNITION/ELECTRICAL

REGULATORS / COILS / IGNITIONS / ETC.

IGNITION/ELECTRICAL

EQUIPMENT & TOOLS

HARD PARTS

CARB & FUEL

IGNITION/ELECTRICAL

CONTROL

SUSPENSION

ACCESSORIES

MARINE

AUTOMOTIVE

OEM REPLACEMENT IGNITION COILS

Designed to fit stock mounting locations for the applications listed. Sold each.



OEM REPLACEMENT IGNITION COILS REFERENCE

HONDA®	MFG	OEM #
20-8472	Honda	30510-KT7-023 for two cylinders
20-8479	Honda	30510-MM8-003

KAWASAKI®	MFG	OEM #
20-6286	Kawasaki	21121-0016
20-6716	Kawasaki	21121-1186
20-6917	Kawasaki	21121-1205
20-6919	Kawasaki	21121-1247
20-6921	Kawasaki	21121-1248
20-2190*	Kawasaki	21121-3708* Coil# 1
20-2211*	Kawasaki	21121-3709* Coil# 2
20-2235*	Kawasaki	21121-3710* Coil# 3

* THE FOLLOWING THREE P/N'S FIT THE SAME WATERCRAFT WITH THESE OEM NUMBERS

SUZUKI®	MFG	OEM #
20-6215	Suzuki	33410-06G00 Front
20-6246	Suzuki	33410-09F00
20-6229	Suzuki	33410-10F10 Rear
20-6218	Suzuki	33410-12D00
20-6233	Suzuki	33410-13E00
20-6241	Suzuki	33410-13F00
20-6235	Suzuki	33410-14D00
20-6222	Suzuki	33410-17G00 Front
20-6210	Suzuki	33410-17GA0 Front
20-6221	Suzuki	33410-24B00
20-6225	Suzuki	33410-27G00 Front
20-6219	Suzuki	33410-32E00
20-6237	Suzuki	33410-38300
20-6232	Suzuki	33410-38B00 Rear
20-6217	Suzuki	33420-06G00 Rear
20-6230	Suzuki	33420-10F10 Front
20-6224	Suzuki	33420-17G00 Rear
20-6214	Suzuki	33420-17GA0 Rear
20-6227	Suzuki	33420-27G00 Rear
20-6228	Suzuki	33420-38B00
20-6223	Suzuki	33420-41F10 Front
20-6283	Suzuki	33410-26GA0
20-6284	Suzuki	33410-40H00
20-6285	Suzuki	33410-26G00

YAMAHA®	MFG	OEM #
20-6263	Yamaha	4VR-82320-00-00
20-6265	Yamaha	5EL-82310-00-00 REAR
20-6268	Yamaha	5EL-82320-00-00 FRONT
20-6270	Yamaha	4XY-82310-00-00 FRT/LEFT
20-6271	Yamaha	4XY-82310-10-00 FRT/RIGHT
20-6279	Yamaha	4XY-82320-00-00 REAR/RIGHT
20-6281	Yamaha	1Y8-82310-40-00
20-6280	Yamaha	4XY-82320-10-00 REAR/LEFT
20-6715	Yamaha	20N-82310-40-00, 3SR-82310-10-00 38W-823-40-00
20-6713	Yamaha	355-82310-40-00, 1M2-82310-40 5G4-82310-40-00
20-6712	Yamaha	3GD-82310-10-00
20-8477	Yamaha	42X-82310-70-00 Rear cylinder
20-8478	Yamaha	42X-82320-70-00 Front cylinder

HONDA® STREET APPLICATION	YEAR	K&L NO.
SE50 Elite 50 (Scooter)	1987	20-8496
SB50 Elite 50 (Scooter)	88-90	20-8496
CH80 Elite 80 (Scooter)	1985	20-8496
NX125A	88-90	20-8496
CH125 Elite (Scooter)	1984	20-8496
CH150 Elite 150 (Scooter)	85-87	20-8496
CN250 Helix (Scooter)	86-87	20-8496
CB400F CB1	89-90	20-8472
VT600C Shadow	88-07	20-8479
CBR600SE	1998	20-8472
CBR600F Hurricane	87-98	20-8472
NT650 Hawk GT	88-91	20-8479
VF700C Magna	1987	20-8472
VF750C Magna	94-03	20-8472

HONDA® STREET APPLICATION	YEAR	K&L NO.
VF750CD Magna Deluxe	95-96	20-8472
VT750C Shadow	98-00	20-8479
VT750CD Shadow Deluxe	98-03	20-8479
VF750C V45 Magna	1988	20-8472
RVF750R RC45	1994	20-8472
CB750 Nighthawk 750	91-03	20-8472
PC800 Pacific Coast	89-90	20-8479
PC800 Pacific Coast	94-98	20-8479
CBR900RR	94-99	20-8472
CB900F 919	02-07	20-8472
CB1000	94-95	20-8472
CBR1000F Hurricane	87-96	20-8472
VT1100C Shadow 1100	87-00	20-8479
ST1100, All	91-03	20-8472
CBR1100XX Blackbird	97-03	20-8479
VT1300CX Fury	2010	20-8479
GL1500C Valkyrie, All	97-03	20-8472
GL1500 Goldwing, All	88-00	20-8472
VTX1800, All	02-08	20-8479

KAWASAKI® DUAL SPORT / OFFROAD APPLICATION	YEAR	K&L NO.
KX60B7~B19	91-03	20-6716
KX65A1~A6	00-05	20-6716
KX80	90-00	20-6917
KX100	95-00	20-6917
KX125	95-00	20-6919
KX250	95-02	20-6921
KX250F	05	20-6286
KLX450R	08-09	20-6286
KX450F	06-08	20-6286
KX500A1~E16	83-04	20-6716

KAWASAKI® WATERCRAFT	YEAR	K&L NO.
JH900 A1~A3 900ZXI	95-97	20-2190, 20-2211, 20-2235
JT900 900STX	97-06	20-2190, 20-2211, 20-2235
JH1100 A1~A8 1100ZXI	96-03	20-2190, 20-2211, 20-2235
JT1100 A1/B1-B2 1100 STX	97-99	20-2190, 20-2211, 20-2235



OEM REPLACEMENT IGNITION COILS

Designed to fit stock mounting locations for the applications listed. Sold each.

SUZUKI® STREET APPLICATION	YEAR	K&L NO.
GN250	82-83	20-6237
GN250	85-88	20-6237
GZ250	99-10	20-6241
TU250X	09-16	20-6285
DL650 V-Strom Front	04-06	20-6222
DL650 V-Strom Rear	04-06	20-6224
DL650 V-Strom Front	07-11	20-6225
DL650 V-Strom Rear	07-11	20-6227
DL650A V-Strom (ABS) Front	07-12	20-6225
DL650A V-Strom (ABS) Rear	07-12	20-6227
LS650F/P Savage	86-88	20-6221
LS650P Savage	95-12	20-6221

SUZUKI® STREET			
APPLICATION	YEAR	K&L NO.	
SV650/S Front	03-06	20-6222	
SV650/S Rear	03-06	20-6224	
SV650A/SA (ABS) Front	03-06	20-6222	
SV650A/SA (ABS) Rear	03-06	20-6224	
SV650/S Front	07-09	20-6210	
SV650/S Rear	07-09	20-6214	
SV650A/SA (ABS) Front	07-09	20-6210	
SV650A/SA (ABS) Rear	07-09	20-6214	
VL800/C/T Left	05-08	20-6222	
VL800/C/T Right	05-08	20-6223	
VL800/C/T Left (49 State)	09-12	20-6222	
VL800/C/T Right (All)	09-12	20-6223	
VZ800 Left	05-08	20-6222	
VZ800 Right	05-08	20-6223	
VZ800 Left (49 State)	2009	20-6222	
VZ800 Right (All)	2009	20-6223	
DL1000 V-Strom Front	02-12	20-6215	
DL1000 V-Strom Rear	02-12	20-6217	
DL1000A	14-16	20-6285	
SV1000/S Front	03-07	20-6215	
SV1000/S Rear	03-07	20-6217	
VS1400 Intruder Front	87-09	20-6228	
VS1400 Intruder Rear	87-09	20-6232	
VL1500 Intruder LC Front	98-04	20-6230	
VL1500 Intruder LC Rear	98-04	20-6228	
VL1500/T C90 Front	05-09	20-6230	
VL1500/T C90 Rear	05-09	20-6229	
VL1500	14	20-6284	
VL1500B	14-16	20-6284	
VL1500BT	13	20-6284	
VL1500T	15-16	20-6284	
VZ1500	09	20-6284	
VZ1500	13	20-6284	
VZ1500	16	20-6284	

SUZUKI® ATV			
APPLICATION	YEAR	K&L NO.	
LT-A400F	08-15	20-6285	
LT-A400FZ	12-15	20-6285	
LT-F400F	08-05	20-6285	
LT-F400FZ	11-14	20-6285	
LT-Z400/Z Quad Sport	04-08	20-6246	
LT-Z400	09	20-6283	
LT-Z400	12-14	20-6283	
LT-A500X/XZ	15	20-6284	
LT-500XP/XPZ	15	20-6284	
LT-F500F Quad Runner 4WD	98-02	20-6246	
LT-F500F Vinson 4WD	03-07	20-6246	
LT-A750X/XZ	14-15	20-6284	
LT-A750XP/XPZ	14-15	20-6284	

SUZUKI® DUAL SPORT / OFFROAD			
APPLICATION	YEAR	K&L NO.	
DR-Z250	01-07	20-6233	
DR250 Offroad	90-93	20-6235	
DR250SE Dual Sport	90-95	20-6235	
DR350 Offroad	90-99	20-6235	
DR350SE Dual Sport	90-99	20-6235	
DR-Z400 Offroad	00-04	20-6246	
DR-Z400E Offroad	00-07	20-6246	
DR-Z400S Dual Sport	00-12	20-6246	
DR-Z400SM Supermoto	05-09	20-6246	
SP600	1985	20-6218	
DR650S Dual Sport	90-91	20-6218	
DR650SE Dual Sport	92-95	20-6218	
DR650SE Dual Sport	96-12	20-6219	

YAMAHA® STREET			
APPLICATION	YEAR	K&L NO.	
XVS650	98-16	20-6263	
XV700L/LC/N/NC Virago Front	84-85	20-8478	
XV700L/LC/N/NC Virago Rear	84-85	20-8477	
XV700CS/CSC/CT/CTC Virago Front	86-87	20-8478	
XV700CS/CSC/CT/CTC Virago Rear	86-87	20-8477	
XV700SS/SSC Virago Front	1986	20-8478	
XV700SS/SSC Virago Rear	1986	20-8477	
XV750 Virago, All Front	88-97	20-8478	

YAMAHA® STREET			
APPLICATION	YEAR	K&L NO.	
XVS1100 Rear	99-09	20-6265	
XVS1100A Rear	00-09	20-6265	
XVS1100 Front	99-09	20-6268	
XVS1100A Front	00-09	20-6268	
XV750 Virago, All Rear	88-97	20-8477	
XV1000L/LC/N/NC Virago Front	84-85	20-8478	
XV1000L/LC/N/NC Virago Rear	84-85	20-8477	
XV1100S Virago, All Front	86-99	20-8478	
XV1100S Virago, All Rear	86-99	20-8477	
XVZ13TF (Rear Right)	99-13	20-6279	
XVZ13TF (Rear Left)	99-13	20-6280	
XVZ13TF (Front Right)	99-13	20-6271	
XVZ13TF (Front Left)	99-13	20-6270	

YAMAHA® ATV			
APPLICATION	YEAR	K&L NO.	
YT125 Tri-Moto	80-85	20-6713	
YT175J/K Tri-Moto	82-83	20-6713	
YFB250D/E/F/G/H Timberwolf	92-96	20-6712	
YFB250FWF/FWG/FWH/FWJ/FWK	94-98	20-6712	
YFB250FWL/FWM Timberwolf 4WD	99-00	20-6712	
YFB250UH/UJ/UK Timberwolf	96-98	20-6712	
YTZ250N/S Tri-Moto	85-86	20-6715	
YFM350ERA Moto-4	1990	20-6712	
YFM350ERD/ERE/ERF/ERG Moto-4	92-95	20-6712	
YFM350FWW~FWJ Big Bear	89-97	20-6712	
YFM350FXG~FXM/FXMC Wolverine	95-00	20-6712	
YFM350UH/UJ/UK Big Bear 2WD	96-98	20-6712	
YFM350XW~XN/XNC Warrior	89-01	20-6712	
YFM400FWE/FWF/FWG Kodiak	93-95	20-6712	
YFM400FWH/FWJ/FWK Kodiak	96-98	20-6712	

YAMAHA® DUAL SPORT / OFFROAD			
APPLICATION	YEAR	K&L NO.	
YZ50G	1980	20-6713	
YZ60H/J/K	81-83	20-6713	
YZ80L/N/S/T/U/W/A/B/D	84-92	20-6715	
YZ80G1/H1	95-96	20-6715	
PW80G~R Y-Zinger	95-03	20-6715	
GT80G	1980	20-6713	
DT80H/J/K	81-83	20-6713	
RT100D/E/F/G/H/J/K/L/M	92-00	20-6713	
RT100A	1990	20-6713	
MX100F/G/H/J/K	79-83	20-6713	
DT100E/F/G/H/J/K	77-83	20-6713	
DT100A/B	74-75	20-6713	
DT100	76	20-6281	
RS100	75-76	20-6281	
YZ125A/B/D1/E1	90-93	20-6715	
IT125G/H	80-81	20-6713	
DT125	78-79	20-6281	
DT125G/H	80-81	20-6713	
MX175F/G/H	79-81	20-6713	
IT175D/E/F/G/H/J/K	77-83	20-6713	
DT175	76	20-6281	
DT175E/F/G/H	78-81	20-6713	
TY175	75-76	20-6281	
YZ250WRA	1990	20-6715	
YZ250A1/B1/D1/E1	90-93	20-6715	
XT250L/LC Dual Sport	1984	20-6715	
XT250G/H/J/K/KC Dual Sport	80-83	20-6713	
WR250ZB/ZD/ZE	91-93	20-6715	
TT250G/H/J Offroad	80-82	20-6713	
IT250D/E/F/G/H/J	77-82	20-6713	
DT250	77-78	20-6281	
DT250F	75-79	20-6713	
XT350N/NC/M/MC Dual Sport	85-00	20-6715	
TT350S/T Offroad	86-87	20-6715	
DT400	77-78	20-6281	
DT400B/C/D/E	75-78	20-6713	
IT400D/E/F	77-79	20-6713	
MX400B	1975	20-6713	
YZ400C/D/E/F	76-79	20-6713	
IT425G	1980	20-6713	
YZ465G/H	80-81	20-6713	
IT465H/J	81-82	20-6713	
YZ490J	1982	20-6713	

EQUIPMENT & TOOLS

HARD PARTS

CARB & FUEL

IGNITION/ELECTRICAL

CONTROL

SUSPENSION

ACCESSORIES

MARINE

AUTOMOTIVE

EQUIPMENT & TOOLS

KZ/GS IGNITION COIL


20-8450 KZ/GS Ignition Coil
90mm center to center, stud mount, with 24" non-labeled High Tension Leads. (no's 1&4, or 2&3) **FOR POINT IGNITIONS ONLY.**
Sold Each. **NOTE: THIS IS NOT AN O.E.M. COIL.**

KAWASAKI® STREET - REPLACES KAWASAKI #'S

21121-1004/ 21121-1003/21121-058/21121-081 KZ400 Twins, KZ750B Twins, KZ650B,C & D models (points only) KZ900-Z1, KZ900, KZ1000 (all points ignition models)

SUZUKI® STREET - REPLACES SUZUKI 33410-45012

GS550, 750, 850, 1000 with point ignitions (ND & Kokousan)



HARD PARTS

CARB & FUEL

IGNITION/ELECTRICAL

UNIVERSAL IGNITION COIL

Honda off-road style coil. Used on any single cylinder applications> CR, XR, TRX. 5mm mount hole, 2.2 ohms.

20-8373 Universal Ignition Coil



CONTROL

UNIVERSAL DUAL LEAD COIL

12 volt, 2.5 ohms, 6.6mm mount holes

20-8465 Universal Dual Lead Coil



SUSPENSION

UNIVERSAL 6V/12V IGNITION COIL

Fits 6v & 12v points or CDI. Spark plug cap not incl. 1.0 ohms, 18" wire.

20-8462 Universal 6V/12V Ignition Coil



ACCESSORIES

MARINE

HONDA IGNITION COIL

OEM# 30510-KT7-023

20-8472 Honda Ignition Coil



AUTOMOTIVE

HONDA STYLE IGNITION COIL

OEM style replacement coils that work with either 6v or 12v or CDI ignition. OEM#: 30500-422-003/3050-422-013

20-8448 Honda Style Ignition Coil



KAWASAKI IGNITION COILS

OEM# 21121-1205

20-6917 Kawasaki Ignition Coil



KAWASAKI IGNITION COILS

OEM# 21121-1247

20-6919 Kawasaki Ignition Coil



KAWASAKI IGNITION COILS

OEM# 21121-1248

20-6921 Kawasaki Ignition Coil



SUZUKI COIL OE:33410-31311

GS650M	83	GS650G/GL	81-83
GS700E/ES	85	GV700	85
GS750E/ES	83	GS750S/T	82-83
GSX-R750	86-87	GS850G/GL	82-83
XN85D	83	GS1000E/ES/S	
GS1100E/ES/S	83	GS1100G/GK/GL	82-83
GS1100GKE	84	GSX-R1100	86-88
GS1150E/EF	84-86	GV1200	85-86

20-6203 Coil OE: 33410-31311



HONDA COIL OE: 30501-300-003

CB350F	72-74	CB400F	75-77
CB500	71-72	CB550F	75-77
CB550K	75-78	CB750A	76-78
CB750F	75-78	CB750K	69-78

20-6205 Coil OE: 30501-300-003



HONDA COIL OE: 30510-KT7-003/012/023

CB400F	89-90	CB600F	98-02
CBR600F2	91-94	RVF750R (RC30)	1994
CBR600F3	95-98	VF700C	1987
CB750	91-93, 95-96, 2003	CB900F HORNET	02-07
CBR900RR	93-99	CB1000 BIG ONE	94-96
CBR1000F	87-88, 91-93, 2003	ST1100	91-03
GL1500 GOLDWING	88-03	VALKYRIE	88-03

20-6207 Coil OE: 30510-KT7-003/012/023



PLUG HOLE IGNITION (STICK) COILS

Designed as stock replacement coils for the applications listed.

Made in Japan. Sold each.



REFERENCE

KAWASAKI®

K&L#	MFG	OEM #
20-2481	Kawasaki	21171-0005
20-2372	Kawasaki	21171-0021
20-2375	Kawasaki	21171-0029
20-2483	Kawasaki	21171-1272
20-2486	Kawasaki	21171-1282

YAMAHA®

K&L#	MFG	OEM #
20-2492	Yamaha	13S-82310-00-00
20-2367	Yamaha	14B-82310-00-00
20-2368	Yamaha	23P-82310-00-00
20-2491	Yamaha	2CO-82310-00-00
20-2370	Yamaha	39P-82310-00-00
20-2494	Yamaha	4C8-82310-00-00
20-2365	Yamaha	5EB-82310-00-00
20-2493	Yamaha	5PW-82310-00-00
20-2366	Yamaha	5SL-82310-20-00
20-2499	Yamaha	5VY-82310-00-00
20-2371	Yamaha	8ES-82310-00-00

APPLICATION

KAWASAKI® STREET

YEAR	K&L NO.
Ninja ZX-6R	00-02 20-2483
ZZR600	05-08 20-2483
Ninja ZX-6R	05-08 20-2486
Ninja ZX-6RR	03-06 20-2486
Ninja ZX-6R	09-14 20-2372
Ninja ZX-10R	04-10 20-2481
Ninja ZX-10R /ABS	11-14 20-2375
Concours 1400 /ABS	08-14 20-2481
Ninja ZX-14	06-14 20-2481

YAMAHA® STREET

YEAR	K&L NO.
FZS6 FZ6	2009 20-2499
YZFR6	99-02 20-2365
YZF-R6	03-05 20-2366
YZF-R6	06-07 20-2491
YZF-R6	08-14 20-2492
YZF-R6S	06-09 20-2366
FZ-8/8N	11-12 20-2370
FZ1/FZS10	06-10 20-2499
YZF-R1	02-03 20-2493
YZF-R1	04-06 20-2499
YZF-R1	07-08 20-2494
YZF-R1	09-11 20-2367
XTZ-12B SUPER TENERE	12-14 20-2368
VMX17 V-Max	09-10 20-2499

YAMAHA® DUALSPORT/OFFROAD

YEAR	K&L NO.
WR250R	08-14 20-2371
WR250X	08-11 20-2371

YAMAHA® SNOWMOBILE

YEAR	K&L NO.
RS90N NYTRO /ER	06-07 20-2371
RSG90 RAGE/GT/RS RAGE	05-07 20-2371
RS90 RS VECTOR/ VECTOR (All)	05-15 20-2371
RST90 VENTURE/GT/RS VENTURE	05-11 20-2371
FX10 NYTRO / FX NYTRO	08-14 20-2371
VK10 VIKING PRO/RS VIKING PRO	06-11 20-2371

EQUIPMENT & TOOLS

HARD PARTS

CARB & FUEL

IGNITION/ELECTRICAL

CONTROL

SUSPENSION

ACCESSORIES

MARINE

AUTOMOTIVE

EQUIPMENT & TOOLS

NOLOGY PROFIRE IGNITION COILS

High performance ignition coils that offer the lowest inductance for trouble free high RPM operation and the fastest rise and discharge time. The provided spark is in excess of 45,000 volts over the entire RPM range. Profire coils are black with single or dual high tension towers. Coil connectors and boots included. Available in 0.3 ohm, 0.6 ohm and 3.0 ohm. Sold each.

20-8425	Single lead 0.3 ohms	20-8411	Single lead 3.0 ohms
20-8409	Single lead 0.6 ohms	20-8415	Dual lead 3.0 ohms
20-8412	Dual lead 0.6 ohms		

NOTE: DO NOT USE NOLOGY COILS ON POINT TYPE IGNITIONS OR ON THE FOLLOWING MOTORCYCLES: HONDA VFR, CB, CBX; KAWASAKI ZX10, GPZ, KZ1000J, Z1; SUZUKI GSX-R (EARLY OIL COOLED), GS; YAMAHA-FJ, V-MAX.


HARD PARTS



CARB & FUEL

K&L CHARGE (SOURCE) COIL FOR ATV & OFFROAD

Sold each. **Made in Italy.** Available for the following applications:

YAMAHA® ATV			
YFM80N/S/T/U Moto-4	85-88	20-3523	
YFS200U~SV Blaster	88-06	20-3523	

IGNITION/ELECTRICAL

K&L HONDA ATV PULSER COIL

OEM replacement. Sold each. **Made in Japan.**



CONTROL

HONDA® ATV

20-3489	30300-HA0-033	
ATC125M		86-87
TRX125 Fourtrax 125		87-88
ATC200X		86-87
TR200 Fatcat		86-87
TRX200/D/SX Fourtrax		86-97
ATC250SX		85-87
ATC250ES Big-Red		86-87
TRX250TM/TE Fourtrax Recon		02-09
TRX250EX Sportrax 250		01-08
TRX250 Recon 250		85-01
TRX250X		87-92
TRX300 Fourtrax 300		88-00
TRX300EX Sportrax 300EX		93-08
TRX300X		2009
TRX300FW Fourtrax 300 4x4		88,90-00
TRX350 Fourtrax Foreman 4x4		86-87
TRX350D		87-89
TRX350FE/FM/TE/TM Fourtrax Rancher 4x4		00-06
FL400R Pilot		89-90
TRX400FW Fourtrax Foreman		95-03
TRX400FA/FGA Fourtrax Rancher		04-07
TRX450ES/FE/FM/S Fourtrax Foreman		98-04
TRX500FA/GA/PA Fourtrax Rubicon		01-09
TRX650FA/GA Fourtrax Rincon		03-05

SUSPENSION

ACCESSORIES

MARINE

HONDA® OFFROAD

20-3489	30300-HA0-033	
NX125		89-90
NX250		89-90
XR250R		96-04

AUTOMOTIVE

NOLOGY HOT WIRES

Nology Hot Wires store coil energy until it can be released as an ultra-short, ultra-hot spark. Expect better horsepower and torque (2% to 5%), no fouled plugs, less backfires and a better starting engine. Each kit includes a 30" Hot Wire with grounding strap, 90 degree or straight spark plug cap, in-line wire connector and heat shrink tubing. Order one kit per cylinder.

20-8402	90° cap	20-8403	180° cap
----------------	---------	----------------	----------



COIL CAP CONNECTOR REPAIR KIT

Are the coil connectors on your motorcycle broken or simply wont stay clipped to the coil? This handy kit includes the terminals and connectors necessary to repair a set of 4 damaged coil connectors. Kit also works on ATV and Watercraft models with stick coils.

20-8430	Coil Cap Connector Repair Kit. Kit contains: connectors (4), Terminals (10) and Terminal seals (10) Replacement
34-0286	FWY-2F-B 2 Pin Female Coupler (pk/10)
34-9296	FRS-102 Terminal pin, Female (pk/50)
34-9297	FRS-103 Pin Seal (Black) (pk/50)




ACCEL SUPER COILS

Super Coils feature extremely high output, with racetrack proven performance on all motorcycles. Sold in single and two coil kits.

NOTE: USING THE WRONG COIL MAY DAMAGE YOUR IGNITION MODULE. TO DETERMINE IGNITION TYPE, PERFORM THE FOLLOWING TEST:

- 1) Using a voltmeter or 12 volt test light, hook positive lead to positive post and negative to ground on one of the stock coils.
- 2) Turn on the ignition but do not engage the starter motor.
- 3) If there are 12 volts at the coil, the motorcycle has inductive type ignition. If there is no voltage at the coil, then the motorcycle has a capacitive discharge ignition (CDI) because the power goes to the control box first.

20-6701	Accel (140403-S) Single coil for Inductive Ignition (3.0 ohms)
20-6702	Accel (140403) 4 cyl. Kit for Inductive Ignition (3.0 ohms)
20-6703	Accel (140404) 4 cyl. Kit for CDI Ignition (1.2 ohms)



K&L CDI BOXES FOR ATV & OFFROAD

Made in Japan OEM replacement CDI BOXES for Honda, and Yamaha. Sold each.

HONDA® ATV			
20-8902	30410-HF7-008	TRX90 Fourtrax 90	93-05
20-5343	30410-968-003	ATC110	84-85
		ATC125M	84-85
		ATC200M	84-85
		ATC200S	84-85
20-8883	30410-HC0-003	TRX250X Fourtrax	87-88
		TRX250X Fourtrax	1991
20-8891	30410-HC4-770	TRX300D Fourtrax	87-93
		TRX300FW Fourtrax 300 4x4	89-93
20-8897	30410-HM3-003	TRX300EX Fourtrax 300EX	93-06
20-8899	30410-HA7-650	TRX350D Fourtrax 4x4	88-89
20-8903	30410-HA7-672	TRX350	86-87
YAMAHA® ATV			
20-3480	4XE-85540-00-00	YFM250X/XS Beartracker	01-04
20-5361	3GD-85540-40-00	YFM350X Warrior	97-01
20-5405	4KB-85540-20-00	YFM350FX Wolverine	96-98
20-5360	4SH-85540-00-00	YFM350F Big Bear 2 & 4WD	97-99
		YFM400FW Kodiak 4WD	96-99
20-3491	5GH-85540-10-00	YFM400FA Kodiak	00-01
20-0185	2P5-85540-00-00	YXR45F Rhino 450	06-09
20-3486	5KM-85540-00-00	YFM660 Grizzly	02-03
20-5402	5LP-85540-20-00	YFM660R Raptor	02-03
20-0183	5UG-85540-10-00	YXR66F Rhino 660	05-07



THROTTLE POSITION SENSOR

These new Throttle Position Sensors are premium quality O.E replacement.

18-5515	Throttle Position Sensor	13350-13D60/4HD-85885-00-00
SUZUKI®		
GS500F		04-09
GSX600F Katana		98-06
GSX-R600		97-99
DL650 V-Strom		04-06
SV650 (All)		05-06
GSX750F Katana		98-06
GSX-R750		96-97
SV1000/S		05-07
GSF1200/S		01-05
YAMAHA®		
YZF1000R		1997
YZFR-1		98-01
18-5517	Throttle Position Sensor 13580-02F00 /5FL-85885-01-00	
SUZUKI®		
GSX-R750		98-99
DL1000 V-Strom		02-12
TL1000R		98-03
TL1000S		97-01
VL1500 Intruder LC		98-03
YAMAHA®		
FZ600SS FZ-6		2004
FZS6 FZ-6		2005
YZF750R R-7		1999
YZFR-1		05-04



EQUIPMENT & TOOLS

HARD PARTS

CARB & FUEL

IGNITION/ELECTRICAL

CONTROL

SUSPENSION

ACCESSORIES

MARINE

AUTOMOTIVE

EQUIPMENT & TOOLS

HARD PARTS

CARB & FUEL

IGNITION/ELECTRICAL

CONTROL

SUSPENSION

ACCESSORIES

MARINE

AUTOMOTIVE

K&L (OEM) REGULATOR/RECTIFIERS

Highest quality, direct replacement regulator/rectifiers for your powersports applications. Protect the integrity of your charging system with a properly functioning regulator/rectifier. Genuine O.E.M. replacements. Sold each. Available for the following applications:

K&L (OEM) REGULATOR/RECTIFIERS REFERENCE

DUCATI® K&L#	MFG	OEM #
20-3366	Ducati	54040131A
20-3367	Ducati	54040111C

HONDA® K&L#	MFG	OEM #
20-5980	Honda	31600-GAG-K21
20-8742	Honda	31600-HC5-970
20-8743	Honda	31600-HM3-003
20-5274	Honda	31600-HM3-901
20-8745	Honda	31600-HN5-671
20-5275	Honda	31600-HN5-M40
20-5276	Honda	31600-KFG-860

		31600-KFG-861
20-8722	Honda	31600-KR3-690
20-5981	Honda	31600-KRN-A71
20-5277	Honda	31600-KTB-003
20-5284	Honda	31600-MA6-000
20-5311	Honda	31600-MAT-D50

		31600-MAT-D51
20-5309	Honda	31600-MAT-E01
20-5339	Honda	31600-MB3-670
20-5300	Honda	31600-MBG-306
20-5282	Honda	31600-MBW-D21
20-8727	Honda	31600-MCF-D30
20-5288	Honda	31600-MCJ-641
20-5297	Honda	31600-MCJ-750
20-8729	Honda	31600-MCZ-003

		31600-MCZ-D11
20-5349	Honda	31600-ME9-008
20-8728	Honda	31600-MEE-003
20-5290	Honda	31600-MG9-010
20-5983	Honda	31600-MJF-A01
20-5984	Honda	31600-MJJ-D31
20-5985	Honda	31600-MJJ-D71
20-5350	Honda	31600-ML8-305
20-2482	Honda	31600-MN1-680

		(Regulator Only)
20-5375	Honda	31600-MS2-601
20-5351	Honda	31600-MV4-000
		31600-MV4-010
20-5302	Honda	31600-MT4-008
		31600-MY7-305
		31600-MY7-600
20-5356	Honda	31600-MZ5-003
20-1262	Honda	31700-333-008

THREE PHASE RECTIFIER ONLY: 5 LEADS, 3AC & 2 DC

KAWASAKI® K&L#	MFG	OEM #
20-8754	Kawasaki	21066-0002
20-5502	Kawasaki	21066-0030
20-5279	Kawasaki	21066-0039
20-8757	Kawasaki	21066-0705

		21066-1127
20-5329	Kawasaki	21066-1030
20-5364	Kawasaki	21066-1038
20-5330	Kawasaki	21066-1055
20-6005	Kawasaki	21066-0720
20-5450	Kawasaki	21066-1078
20-5316	Kawasaki	21066-1083
20-5333	Kawasaki	21066-1089
20-5330	Kawasaki	21066-1101
20-8758	Kawasaki	21066-1119
20-5312	Kawasaki	21066-1125

KTM® K&L#	MFG	OEM #
20-3369	KTM	62511034100
20-5270	KTM	60011034100
20-5273	KTM	80011034000

SUZUKI® K&L#	MFG	OEM #
20-5267	Suzuki	32800-02F00
20-6002	Suzuki	32800-08D10
20-6003	Suzuki	32800-10G30
20-3551	Suzuki	32800-12E00

		32800-12E01
20-5365	Suzuki	32800-19B11
20-5268	Suzuki	32800-24A00
20-5157	Suzuki	32800-24B01
		32800-24B11
20-6004	Suzuki	32800-26J00
20-3555	Suzuki	32800-29B10
20-3557	Suzuki	32800-32E00
20-8760	Suzuki	32800-38F10
20-8759	Suzuki	32800-42F00
20-5256	Suzuki	32800-45110

		32800-45210
		32800-49140
		32800-49310
20-3570	Suzuki	32800-45C01
20-5256	Suzuki	32800-49X50

YAMAHA® K&L#	MFG	OEM #
20-5986	Yamaha	1SL-81960-00-00
20-5298	Yamaha	1T4-81960-A0-00
20-6000	Yamaha	2GB-81960-00-00
20-8753	Yamaha	3JB-81960-01-00
20-8752	Yamaha	3JP-81960-01-00
20-5390	Yamaha	3LS-81960-00-00

		3LS-81960-01-00
20-5289	Yamaha	3TJ-81960-02-00
20-5305	Yamaha	42X-81960-A1-00
20-5315	Yamaha	47X-81960-A3-00
20-5366	Yamaha	4JH-81960-01-00
20-5337	Yamaha	4KB-81960-02-00
20-5392	Yamaha	4XY-81960-00-00
20-4186	Yamaha	5TJ-81960-02-00
20-5370	Yamaha	5BN-81960-00-00
20-5372	Yamaha	5FL-81960-00-00
20-8756	Yamaha	5GT-81960-00-00
20-5373	Yamaha	5KP-81960-00-00
20-8749	Yamaha	5SL-81960-00-00
20-8748	Yamaha	5TH-81960-01-00
20-5371	Yamaha	5VX-81960-00-00
20-5317	Yamaha	12R-81960-A0-00

		12R-81960-A1-00
20-5376	Yamaha	1D7-81960-00-00
		1D7-81960-01-00

ELECTROSPORT REGULATOR / RECTIFIERS REFERENCE

CAN AM® K&L#	MFG	OEM #
20-8730	Can Am	710001103

DUCATI® K&L#	MFG	OEM #
20-3453	Ducati	69920831B

HONDA® K&L#	MFG	OEM
20-8730	Honda	31600-HN8-003
		31600-HP0-A01
20-3455	Honda	31600-MN4-018
		31600-MN4-008
		31600-MZ5-003
		31600-ML2-008
		31600-ML7-922

20-5296	Honda	31600-MY0-771
20-5318	Honda	31600-MAA-A01
		31600-MAA-000
		31600-MCK-A51
20-5322	Honda	31600-426-000
		31600-460-731

KAWASAKI® K&L#	MFG	OEM
20-5281	Kawasaki	21066-0010
		21066-0717
		21066-2004

20-5313	Kawasaki	21066-1018
20-5334	Kawasaki	21066-1106
20-5336	Kawasaki	21066-1112
20-5342	Kawasaki	21066-029
		21066-1014
20-8730	Kawasaki	21066-0008
		21066-0028

POLARIS® K&L#	MFG	OEM
20-8730	Polaris	4012941

SUZUKI® K&L#	MFG	OEM
20-3532	Suzuki	32800-33400
		32800-09300

20-3534	Suzuki	32800-471V0
20-3537	Suzuki	32800-33E00
		32800-33E10
		32800-32E21
20-3544	Suzuki	32800-15H10
		32800-21H00
		32800-18H00
		32800-47H00

TRIUMPH® K&L#	MFG	OEM
20-8724	Triumph	T1300560
		T1300675
20-8730	Triumph	T1300470

YAMAHA® K&L#	MFG	OEM
20-8730	Yamaha	1D7-81960-00-00
		1D7-81960-01-00
20-8730	Yamaha	5JW-81960-00-00
20-8730	Yamaha	27D-81960-00-00



REGULATOR/RECTIFIERS APPLICATIONS

Highest quality, direct replacement regulator/rectifiers for your power-sports applications. Protect the integrity of your charging system with a properly functioning, regulator/rectifier. Sold each. Available for the following applications:

BETA® APPLICATION	YEAR	K&L	ELECTRO SPORT
RR250	05-07	20-5273	—
RR400	05-12	20-5273	—
RR450	05-12	20-5273	—
RR498	13	20-5273	—

CAN AM® ATV APPLICATION	YEAR	K&L	ELECTRO SPORT
Outlander 500 4x4 STD/XT/MAX	07-08	—	20-8730
Outlander 500 EFI STD/XT/MAX	09-10	—	20-8730
Rengade 500/EFI	08-10	—	20-8730
Outlander 650 4x4 STD/XT/MAX	06-08	—	20-8730
Outlander 650 EFI XT/MAX	09-10	—	20-8730
Outlander 800 4x4 STD/XT/MAX	06-08	—	20-8730
Outlander 800R EFI XT/LTD/MAX	09-11	—	20-8730
Rengade 800/800X	2008	—	20-8730
Rengade 800R EFI	09-11	—	20-8730

CAN AM® SPYDER APPLICATION	YEAR	K&L	ELECTRO SPORT
Spyder GS990 Auto/Manual	2008	—	20-8730
Spyder GS Roadster SE5/SM5	2009	—	20-8730
Spyder RS Roadster SE5/SM5	2010	—	20-8730
Spyder RT/RTS Roadster SE5/SM5	2010	—	20-8730

DUCATI® APPLICATION	YEAR	K&L	ELECTRO SPORT
Monster/Dark	1998	20-3367	—
Monster City, City Dark 600	1999	20-3367	—
Monster	1999	20-3367	—
Monster 400	00-01	20-3367	—
Monster 600	00-01	20-3367	—
Monster Abs	2010	20-3367	—
Monster Evo Abs	11-12	20-3367	—
Monster/S	09-10	20-3367	—
Monster 696	08-12	20-3367	—
Monster 696 Abs	10-12	20-3367	—
748	1997	—	20-3453
748 Biposto	98	20-3366	—
748 Biposto	99-00	20-3367	—
748 R/S/Biposto	01-02	20-3367	—
748 Testa Bassa	01	20-3367	—
748 Sps	98-99	20-3366	—
748 R/S 748	00	20-3367	—
750 Paso/Sport/F1/Ss	87-01	—	20-3453
Monster 750	1998	20-3367	—
Monster City, City Dark 750	1999	20-3367	—
Monster, Monster Dark 750	1999	20-3367	—
Monster 750	00-01	20-3367	—
Sport 750	01-02	20-3367	—
Supersport le 750	00-02	20-3367	—
Monster 796	2012	20-3367	—
Hypermotard 796	10-12	20-3367	—
Monster 796 Abs	11-12	20-3367	—
Monster 796	10-11	20-3367	—
Sport 800	2003	20-3367	—
Supersport 800	2003	20-3367	—
851	90-93	—	20-3453
888	90-93	—	20-3453
Darmah 900	ALL	—	20-3453
M900 Monster	93-97	—	20-3453
900Ss/Ssr/Superlight	89-91	—	20-3453
900 Paso 907 I.E.	89-93	—	20-3453
900St2	98-01	—	20-3453
Monster/Cromo/Special 900	1998	20-3367	—
Supersport Cr 900	1998	20-3367	—

EQUIPMENT & TOOLS

HARD PARTS

CARB & FUEL

IGNITION/ELECTRICAL

CONTROL

SUSPENSION

ACCESSORIES

MARINE

AUTOMOTIVE

	DUCATI®				HONDA® STREET			
	APPLICATION	YEAR	K&L	ELECTRO SPORT	APPLICATION	YEAR	K&L	ELECTRO SPORT
EQUIPMENT & TOOLS	Supersport	1999	20-3367	—	VF750C Magna (V4)	94-03	20-5356	—
	Mh Evoluzione 900	01-02	20-3367	—	VF750CD Magna Deluxe (V4)	95-96	20-5356	—
	Monster City, City Dark 900	1999	20-3367	—	VF750C2 Magna Deluxe (V4)	97-00	20-5356	—
	Monster Ie 900	00-01	20-3367	—	VF750F Interceptor (V4)	83-84	20-5339	—
	Monster 900	1999	20-3367	—	VF750S Sabre (V4)	82-83	20-5339	—
	Sport 900	2002	20-3367	—	VFR750F Interceptor	86-87	—	20-3455
	Supersport Ie 900	00-02	20-3367	—	VFR750F (RC36) (V4)	90-97	20-5302	—
	Supersport 900	98-99	20-3367	—	VT750C Shadow 750 (V-twin)	1983	20-5349	—
	Supersport 916	2003	20-3367	—	VT750C Shadow (V-twin)	98-00	20-5351	—
		94-98	—	20-3453	VT750CD Shadow Deluxe (V2)	98-00	20-5351	—
HARD PARTS	Monster S4 916	2001	20-3367	—	VT750CD2 Shadow Deluxe (V2)	98-00	20-5351	—
	St4 916	99-03	20-3367	—	VT750CD2 Shadow Deluxe (V2)	2001	20-5276	—
	916 Biposto-Senna	98	20-3366	—	VT750CD Shadow Deluxe (V2)	2001	20-5276	—
	916 Sps	98	20-3366	—	VT750CD/C2 Shadow (V-twin)	01-03	20-5276	—
	St2 944	99-03	20-3367	—	VT750CD Shadow ACE 750 Dix (V2)	02-03	20-5276	—
	St3	04-07	20-3367	—	VT750C Shadow (V-twin)	04-09	20-8745	—
	St3 S Abs	06-07	20-3367	—	VT750C2 Shadow (V-twin)	04-09	20-8745	—
	996 Mono	99-01	20-3366	—	PC800 Pacific Coast (V-twin)	89-90	20-5351	—
	996 Sps	99-00	20-3367	—	PC800 Pacific Coast (V-twin)	94-98	20-5351	—
	996 Sps Ii	1999	20-3367	—	VFR800FI	00-01	20-5300	—
CARB & FUEL	996 Sps Iii	2000	20-3367	—	CB900C Custom	81-82	20-5284	—
	996 R/R Ii	2001	20-3367	—	CB900F Super Sport	81-82	20-5284	—
	996 S 996	2001	20-3367	—	CB900F/(919) Hornet	02-07	20-8729	—
	St4s 996	01-04	20-3367	—	CBR900RR FireBlade	93-99	20-5351	—
	St4s Abs	03-05	20-3367	—	CBR929RE	2001	20-5288	—
	St4s	2008	20-3367	—	CBR929RR	01-03	20-5288	—
	996/Special USA	99	20-3366	—	CBR954RR Titan	02-03	20-5297	—
	996	99	20-3366	—	CB1000 Big One	94-95	20-5375	—
	998	02-03	20-3367	—	CBR1000F Hurricane	90-91	20-5375	—
	998 R 998 2002-2002 H200aa	2002	20-3367	—	CBR1000F Hurricane	93-96	20-5375	—
IGNITION/ELECTRICAL	998 S Bayliss, Bostrom	2002	20-3367	—	CBR1000RR	14-15	20-5984	—
	998 S Final Edition	2004	20-3367	—	CBR1000RS	14	20-5984	—
	Gt/ Touring	2009	20-3367	—	CBR1000S	15	20-5984	—
	Sport /1000S	08-09	20-3367	—	RVT1000R RC-51	02-06	20-8727	—
	Hypermotard/S	2009	20-3367	—	VF1000F Interceptor (V4)	1984	20-5339	—
	Hypermotard Evo /Sp	10-12	20-3367	—	VTR1000F Super Hawk (V2)	98-05	20-5351	—
	Multistrada/S	08-09	20-3367	—	CBR1100XX Blackbird	97-98	20-5302	—
					CBR1100XX Blackbird	99-00	20-5309	—
					CBR1100XX Blackbird	01-03	20-5311	—
					GL1100 Goldwing	80-83	20-5290	—
CONTROL					GL1100 Goldwing Aspencade	80-83	20-5290	—
					GL1100 Goldwing Interstate	80-83	20-5290	—
					ST1100 (Longitudinal V-4)	91-95	20-5375	—
					ST1100A (ABS) (Longitudinal V4)	92-95	20-5375	—
					VF1100S Sabre (V4)	84-85	20-5339	—
					GL1200 Goldwing	84-87	20-5290	—
					GL1200 Goldwing Aspencade	84-87	20-5290	—
					GL1200 Goldwing Interstate	84-87	20-5290	—
					GL1200L LTD Goldwing	1985	20-5350	—
					GL1200SEI Goldwing	1986	20-5350	—
SUSPENSION								
ACCESSORIES								
MARINE								
AUTOMOTIVE								

HONDA® HONDA DUALSPORT/OFFROAD APPLICATION	YEAR	K&L	ELECTRO SPORT
CRF250R	13-15	20-5981	—
CRF450R	13-15	20-5981	—
XR600R	91-00	20-2482	—
XR650R	00-07	20-2482	—
CRF150F	06-16	20-5980	—

HUSABERG® APPLICATION	YEAR	K&L	ELECTRO SPORT
TE 250 USA	13	20-5273	—
TE 350 USA	09-13	20-5273	—

KAWASAKI® STREET APPLICATION	YEAR	K&L	ELECTRO SPORT
EL250B2/B3 Eliminator	88-89	20-5329	—
EL250E250HS (93-94Canada only)	91-94	20-5329	—
EX250E/F Ninja 250R	86-07	20-5329	—
KZ250D/L CSR	80-82	—	20-5342
KZ400	78-79	—	20-5342
KZ440 (All)	80-83	—	20-5342
EN450A1~A6 LTD454	85-90	20-5329	—
EN500A/C Vulcan 500	90-09	20-5329	—
EX500A/D Ninja 500	87-09	20-5329	—
KZ550 LTD/Spectre/Gpz	83-84	20-5329	—
KZ550A Std/C-LTD/D-GPz	81-82	20-5306	—
ZR550B Zephyr	90-93	20-5364	—
ZX550A1/A2/A3 GPz	84-86	20-5364	—
KL600B1/B2 KLR600	85-86	20-5364	—
ZL600A1/A2 Eliminator	86-87	20-5330	—
ZL600B2/B3 Eliminator	96-97	20-5333	—
ZX600A Ninja 600R	85-87	20-5330	—
ZX600B Ninja 600RX	1987	20-5330	—
ZX600C7~C10 Ninja 600R	94-97	20-5333	—
ZX600D1 Ninja ZX-6	1990	20-5330	—
ZX600D Ninja ZX-6	91-93	20-5316	—
ZX600E1~E10 Ninja ZX-6	93-02	20-5333	—
ZX600E11/E12 ZZR600	03-05	20-5333	—
ZX600F Ninja ZX-6R	95-97	20-5333	—
ZX600J1/J2/J3 Ninja ZX-6R	00-02	20-5312	—
ZX600J4 ZZR600	05-08	20-5312	—
ZX600K1/M1 ZX-6RR	03-04	20-8754	—
ZX600R ZX-6R	09-12	—	20-8730
ZX636 ZX-6R	03-04	20-8754	—
EN650 Vulcan	2015	20-6005	—
ER650 ER-6n	06-10	20-8757	—
EX650 Ninja	06-11	20-8757	—
KL650A1~A20 KLR650	87-07	20-5364	—
KLE650 Versys	08-10	20-8757	—
KLE650 Versys	2015	20-6005	—
KZ650B/C	77-79	—	20-5342
KZ650D SR	78-79	—	20-5342
KZ650E/F LTD	1980	—	20-5342
VN700A1 Vulcan	1985	20-5330	—
ZN700A1/A2 LTD	84-85	20-5330	—
KZ750B (2-cylinder)	76-79	20-5342	—
KZ750G LTD II (2-cylinder)	1980	—	20-5342
KZ750M CSR (2-cylinder)	1982	—	20-5342
KZ750F1 LTD (4 cylinder)	1983	20-5329	—
KZ750N1/N2 Spectre	82-83	20-5329	—
VN750A2~A9 Vulcan	86-93	20-5330	—
VN750A10-A21 Vulcan	94-06	20-5333	—
ZR750C1-C3 Zephyr	91-93	20-5330	—
ZR750 ZR-7S	00-05	20-5333	—
ZR750K/L Z-750	05-06	20-8757	—
ZX750A1/A2/A3 GPz	82-85	20-5364	—
ZR800	13-14	20-6005	—
VN900 Vulcan	06-12	20-8757	—
ZX900E/F Ninja ZX-9R	00-03	20-8758	—
KZ1000J	81-83	—	20-5313
KZ1000K LTD	81-83	—	20-5313
KZ1000M CSR	81-82	—	20-5313
KZ1000P Police	82-05	—	20-5313
KZ1000R Replica	82-83	—	20-5313
ZR1000 Z1000	03-09	20-8757	—
ZR1000	14-15	20-6005	—
ZX1000 C1/C2 ZX-10R	04-05	—	20-8730
ZX1000 D6/D7 ZX-10R	06-07	—	20-8730

KAWASAKI® STREET APPLICATION	YEAR	K&L	ELECTRO SPORT
ZX1000 E/F ZX-10R	08-10	—	20-8730
ZX1000 J/K ZX-10R	11-13	—	20-8730
ZX1000 Ninja	14-15	20-6005	—
KZ1100A Shaft	81-83	—	20-5313
KZ1100B Gpz	81-82	—	20-5313
KZ1100D Spectre	82-83	—	20-5313
KZ1100L LTD	1983	—	20-5313
ZN1100B1/B2 LTD	84-85	20-5330	—
ZX1100A Gpz	83-85	—	20-5313
ZX1200A1/A2/B2 ZX-12R	00-03	20-8758	—
ZN1300A1~A6 Voyager	83-88	20-5364	—
ZG1400 A/B/C/D Concours	08-11	—	20-8730
ZX1400 A/C ZX-14R	06-11	—	20-8730
VN1500 Vulcan 88/88 SE	87-91	20-5330	—
VN1500A/C Vulcan	92-99	20-5333	—
VN1500D/E Vulcan Classic	96-03	—	20-5334
VN1500N Vulcan Classic F.I.	00-02	—	20-5334
VN1500E/N/T Vulcan Classic	04-08	—	20-5334
VN1500G Vulcan Nomad	99-01	—	20-5334
VN1600A/E/T Vulcan Classic	03-08	—	20-5334

KAWASAKI® ATV/UTV APPLICATION	YEAR	K&L	ELECTRO SPORT
KLF220A9-A12 Bayou	96-99	20-5364	—
KLF220A13-A15 Bayou	00-02	20-5364	—
KLF250 Bayou	03-11	20-5364	—
KEF300A1-A6 Lakota	95-00	20-5333	—
KEF300B1-B3 Lakota	01-03	20-5333	—
KLF300A1/A2 Bayou	86-87	20-5330	—
KLF300B1-B4 Bayou	88-91	20-5330	—
KLF300B5-B11 Bayou	92-98	20-5333	—
KLF300C Bayou 4X4	89-98	20-5333	—
KAF400AMule 610 4x4	09-12	20-5279	—
KAF400BMule 600	09-12	20-5279	—
KAF400CMule 610 4x4	09-12	20-5279	—
KAF400DMule 610 4x4 XC	10-12	20-5279	—
KAF400EMule 610 4x4 XC Realtree APG HD	11-12	20-5279	—
KLF400B Bayou 4X4	93-99	20-5450	—
KVF400A Prairie 4X4	97-98	20-5450	—
KVF400B Prairie	1998	20-5450	—
KAF620E Mule 3010 4x4	01-08	20-8757	—
KAF620F Mule 3020 Turf	01-03	20-8757	—
KAF620G Mule 3000	01-08	20-8757	—
KAF620H Mule 3010	01-08	20-8757	—
KAF620J Mule 3010 Trans 4x4	05-08	20-8757	—
KAF620K Trans 4x4	05-08	20-8757	—
KVF650 Brute Force	06-12	20-5502	—
KVF650H Brute Force 650 4x4i	07-08	20-8757	—
KRF750 "Teryx"	08-12	20-5502	—
KVF750 Brute Force 750 4x4i	05-07	20-8757	—
KVF750 Brute Force	08-11	20-5502	—

KTM® APPLICATION	YEAR	K&L	ELECTRO SPORT
125 EXC	05-13	20-5273	—
150 XC	17	20-5273	—
200 EXC	05-14	20-5273	—
200 XC	08-13	20-5273	—
200 XCW	08-15	20-5273	—
250 EXC	05-15	20-5273	—
250 EXC-F	07-11	20-5273	—
250 XC	09-15	20-5273	—
250 XCF	07-10	20-5273	—
250 XCF-W	07-11	20-5273	—
250 XCW	06-15	20-5273	—
300 XC	08-15	20-5273	—
300 EXC	05-15	20-5273	—
300 EXC-E	07-10	20-5273	—
300 MXC	05	20-5273	—
300 SD	09	20-5273	—
300 XC	06-17	20-5273	—
300 XCW	12-16	20-5273	—
400 EXC	09-11	20-5273	—
400 XC	07-10	20-5273	—
400 XC-W	07-10	20-5273	—
450 EXC	08-11	20-5273	—

EQUIPMENT & TOOLS

HARD PARTS

CARB & FUEL

IGNITION/ELECTRICAL

CONTROL

SUSPENSION

ACCESSORIES

MARINE

AUTOMOTIVE

	KTM®				SUZUKI® STREET			
	APPLICATION	YEAR	K&L	ELECTRO SPORT	APPLICATION	YEAR	K&L	ELECTRO SPORT
EQUIPMENT & TOOLS	450 MXC	05	20-5273	————	TL1000S (V-Twin)	97-01	20-5267	————
	450 XC	06-11	20-5273	————	TL1000R (V-Twin)	98-03	20-5267	————
	450 XCR	08	20-5273	————	GS1100SD Katana	1983	20-5256	————
	450 XC-W	07-11	20-5273	————	GS1100S	1983	20-5256	————
	525 EXC	05-07	20-5273	————	GS1100LT/ET/EX	80-81	20-5256	————
	525 MXC	05	20-5273	————	GS1100LT	1980	20-5256	————
	525 SC	06	20-5273	————	GS1100GKD/GKE	82-83	————	20-3532
	525 XC	07	20-5273	————	GS1100E	80-81	20-5256	————
	530 EXC	08-11	20-5273	————	GSF1250S	07-09	————	20-3544
	530 XC	09-11	20-5273	————	GSX1250FA	2011	————	20-3544
HARD PARTS	530 XCR	08-11	20-5273	————	GSX1300BK B-King	08-09	————	20-3544
	660 SMC	04-06	20-5273	————	GSX1300R Hayabusa	99-07	————	20-3537
	690 Enduro /R	08-11	20-3369	————	GSX1300R Hayabusa	08-12	————	20-3544
	690 Super Moto R	2008	20-5270	————	VS1400 Intruder	96-09	20-3551	————
	690 Rally Factory Replica	2009	20-5270	————	GV1400 Cavalcade	85-90	20-5268	————
	690 Duke (Black/Orange/White)	2009	20-5270	————	VL1500 Intruder LC	98-04	————	20-3537
	690 Duke (Black/Orange)	2010	20-5270	————	VL1500 Intruder	2013	20-6003	————
	690 SMC	08-10	20-3369	————	VZR1800 Intruder	06-12	20-6003	————
	690 Super Enduro	2008	20-3369	————	VZR1800BZ Intruder	2014	20-6003	————
	950 SMR AUS/UK	2008	20-3369	————				
CARB & FUEL	950 Supermoto R	08,10	20-3369	————				
	990 Super Duke (Black/Orange)	2008	20-5270	————				
	990 SMR	2011	20-3369	————				
	990 SMT	2011	20-5270	————				
	990 Adventure STD	2010	20-5270	————				
	990 Adventure R	09-10	20-5270	————				
	990 Adventure (Black/Orange/S)	2008	20-5270	————				
	990 Adventure (Orange/White) ABS	2009	20-5270	————				
	990 Adventure (White)	2011	20-5270	————				
	990 Supermoto T Orange	2010	20-3369	————				
IGNITION/ELECTRICAL	1190 RC8	08-09	20-5270	————				
	1190 RC8-R LTD Akrapov/Red Bull	2010	20-5270	————				
	1190 RC8 (Orange/White)	2010	20-5270	————				
CONTROL								
SUSPENSION								
ACCESSORIES								
MARINE								
AUTOMOTIVE								

YAMAHA® STREET APPLICATION				YEAR	K&L	ELECTRO SPORT	YAMAHA® ATV APPLICATION				YEAR	K&L	ELECTRO SPORT	EQUIPMENT & TOOLS
FJ600				84-85	20-5317	—	YFM250B Bruin				05-06	20-8756	—	
FZ-6R				09-12	20-8479	—	YFM25B Big Bear				07-09	20-8756	—	
FZ600S FZ-6				04-09	20-5371	—	YFM250R Raptor				08-11	20-8756	—	CARB & FUEL
FZR600R				89-94	20-5315	—	YFM250X Bear Tracker				99-00	20-5337	—	
FZR600R				95-99	20-5366	—	YFM250X Bear Tracker				01-04	20-8756	—	IGNITION/ELECTRICAL
XJ600S Seca II				92-96	20-5289	—	YFM35A Bruin 2WD				04-05	20-8756	—	
YX600 Radian				86-88	20-5317	—	YFM35FA Bruin 4WD				04-06	20-8756	—	CONTROL
YZF-R6				99-02	20-5366	—	YFM35G Grizzly 2WD				07-11	20-8756	—	
YZF-R6				03-05	20-8749	—	YFM35FG Grizzly 4WD				07-11	20-8756	—	SUSPENSION
YZF-R6				06-10	20-5392	—	YFM350R Raptor				04-11	20-8756	—	
YZF-R6S R-6S				06-09	20-8479	—	YFM350U Big Bear 2WD				96-00	20-5337	—	ACCESSORIES
YZF600R				95-07	20-5366	—	YFM350F Big Bear 4WD				97-00	20-5337	—	
XJ650G/H/J/K Maxim				80-83	20-5317	—	YFM350FX Wolverine				95-01	20-5337	—	MARINE
XJ650LH Midnight Maxim				1981	20-5317	—	YFM350X Warrior				96-01	20-5337	—	
XJ650LJ/LK Seca Turbo				82-83	20-5317	—	YFM35X Wolverine 2WD				06-09	20-8756	—	AUTOMOTIVE
XJ650RJ Seca				1982	20-5317	—	YFM400 Big Bear 2WD				00-01	20-5337	—	
XVS650 V-Star (All)				98-00	20-5370	—	YFM400F Big Bear 4WD				00-01	20-5337	—	
XVS650 V-Star (All)				01-11	20-5373	—	YFM400 Big Bear 2WD				02-04	20-8756	—	
XJ700 Maxim				85-86	20-5317	—	YFM400F Big Bear 4WD				02-11	20-8756	—	
XJ700X Maxim X				85-86	20-5317	—	YFM400F Kodiak 4WD				96-99	20-5337	—	
XV700 Virago				84-87	20-5305	—	YFM400 Kodiak 2WD				00-04	20-8756	—	
XJ750 Maxim				82-83	20-5317	—	YFM400F Kodiak 4WD				00-06	20-8756	—	
XJ750R Seca				81-83	20-5317	—	YFM4FG Grizzly				07-08	20-8756	—	
XS750E/F				78-79	20-5298	—	YFM45F Kodiak 4WD				03-06	20-8756	—	
XS750 Special				78-79	20-5298	—	YFM45FG Grizzly				07-11	20-8756	—	
XV750 Virago				88-96	20-5305	—	YFM45FX Wolverine				06-10	20-8756	—	
FZ8S FZ-8				11-13	20-5376	20-8730	YFZ450R				09-13	20-5370	—	
TDM850				1992	20-5289	—	YFM5FG Grizzly 550				09-11	20-5376	20-8730	
XS850G/H				80-81	20-5298	—	YFM600F Grizzly				1998	20-5337	—	
XS850L Midnight Special				80-81	20-5298	—	YFM600F Grizzly				99-01	20-8756	—	
XS850SG/SH Special				80-81	20-5298	—	YFM660G Grizzly				02-08	20-5370	—	
FZ-09				2014	20-5376	—	YFM660R Raptor				01-05	20-8756	—	
XJ900RK Seca				1983	20-5317	—	YFM7FG Grizzly 700				07-14	20-5376	20-8730	
XVS950 V-Star (All)				09-13	20-5376	20-8730	YFM700R Raptor				06-11	20-5370	—	
XVS950 Bolt/Bolt-R				14-15	20-5736	—	YAMAHA® SIDE X SIDE APPLICATION				YEAR	K&L	ELECTRO SPORT	SUSPENSION
FZ1000 FZ-1				01-05	20-5372	—	YXR45FX Rhino 450				06-09	20-5370	—	
FZ10S, FZ-1				06-14	20-5376	20-8730	YXR660F Rhino 660				04-07	20-5370	—	
XV1000 Virago				84-85	20-5305	—	YXR7F Rhino 700				08-13	20-5376	20-8730	ACCESSORIES
YZF-R1				98-01	20-5366	—	YAMAHA® DUAL SPORT/OFFROAD APPLICATION				YEAR	K&L	ELECTRO SPORT	
YZF-R1				02-03	—	20-8730	TW200				88-97	20-5315	—	MARINE
YZF-R1				07-13	20-5376	20-8730	XT225 Serow				92-95	20-5315	—	
XS1100 (All)				78-81	20-5298	—	XT225 Serow				96-97	20-5289	—	AUTOMOTIVE
XV1100 Virago				86-96	20-5305	—	WR250F Offroad				03-06	20-4186	—	
XVS1100 V-Star (All)				99-02	20-5370	—	WR250F				15	20-6000	—	
XVS1100 V-Star (All)				03-09	20-5392	—	WR250R Dual Sport				08-11	20-5392	—	
VMX1200 V-Max				85-95	20-5305	—	WR250X Supermoto				08-11	20-5392	—	
VMX1200 V-Max				97-07	20-8752	—	YZ250F				14-16	20-5986	—	
XTZ1200 Super Tenere				11-12	20-5376	—	YZ250FX				15	20-6000	—	
FJR1300 (All)				03-13	—	20-8730	WR450F Offroad				03-06	20-4186	—	
FJR1300 (All)				06-14	20-5376	—	WR450F				16	20-6000	—	
XVS1300 V-Star (All)				07-13	20-5376	20-8730	YZ450F				16	20-5986	—	
XVS1300C Stryker				11-13	20-5376	20-8730	XT600 Dual Sport				91-95	20-5315	—	
XVZ1300 Royal Star				96-01	20-5390	—	YAMAHA® SNOWMOBILE APPLICATION				YEAR	K&L	ELECTRO SPORT	
XVZ1300 Royal Star Boulevard				99-01	20-5390	—	PZ50 Phazer				07-11	20-5376	—	
XVZ1300 Royal Star Tour Classic				96-00	20-5390	—	PZ50V Venture Lite				08-11	20-5376	—	
XVZ1300 Royal Star Tour Dlx				97-01	20-5390	—	MM600 Mountain-Max				01-02	20-5366	—	
XVZ1300 Royal Star Tour Dlx				05-10	20-5392	—	SX600R				01-03	20-5366	—	
XVZ1300 Royal Star Venture				99-10	20-5392	—	SRX700				00-02	20-5366	—	
XV1600 Road Star				99-03	20-5370	—	SXV70 SX-Venom				02-06	20-5370	—	
XV1700 Road Star				2004	20-5370	—	SX700F				2001	20-5366	—	
XV1700 Road Star				08-11	20-5376	—	MM700 Mountain-Max				01-03	20-5366	—	
VMX1700V-Max				09-13	20-5376	20-8730	VT70J Venture 700				2004	20-5370	—	
XV1700P Road Warrior				02-08	—	20-8730	VT700 Venture				01-03	20-5366	—	
XV1700 Road Star (All)				08-13	—	20-8730	RS90 Vector				10-11	20-5376	—	
XV1900 Roadliner				06-13	20-5376	20-8730	RST90 Venture GT				09-11	20-5376	—	
XV1900 Stratoliner				06-13	20-5376	20-8730	FX10 Nytro				08-12	20-5376	—	
XV1900 Raider/S				08-13	20-5376	20-8730	RX10 Apex				11-12	20-5376	—	
YAMAHA® ATV APPLICATION				YEAR	K&L	ELECTRO SPORT								
YFM50R Raptor				04-08	20-8748	—								
YFM80G Grizzly				05-08	20-8748	—								
YFM80R Raptor				02-08	20-8748	—								
YFA1S Breeze				2004	20-8748	—								
YFM125G Grizzly				04-11	20-8756	—								
YFB250 Timberwolf				97-00	20-5337	—								

EQUIPMENT & TOOLS

ND ALTERNATOR REPLACEMENT PARTS

OEM quality replacement parts for ND Alternators. Voltage Regulator and Rectifier sold each. **Made in Japan.**

VOLTAGE REGULATOR:

20-3447	Kawasaki	21066-1076-Fits all applications listed
	Suzuki	32500-27A00
	Triumph	T1300016
	Yamaha	36Y-81910-50

RECTIFIER:

20-3448	Kawasaki	13091-1466-Fits all applications listed
	Suzuki	31621-27A00
	Triumph	T1300017
	Yamaha	4BH-81970-50

KAWASAKI®		
ZX750F1/F2/F3/F4 Ninja 750R	87-90	
ZX750 Ninja ZX-7	89-03	
ZX750 Ninja ZX-7R	91-94	
ZX750 Ninja ZX-7RR	96-97	
ZL900A1/A2 Eliminator	85-86	
ZX900A1/A2/A3 Ninja	84-86	
ZX900B1/B2/B3/B4 Ninja ZX-9R	94-97	
ZG1000A1~A20 Concours	86-06	
ZL1000A1 Eliminator	1987	
ZX1000A1/A2 Ninja 1000R	86-87	
ZX1000B1/B2/B3 Ninja ZX-10	88-90	
ZR1100C3/C4 ZRX1100	99-00	
ZX1100C Ninja ZX-11	90-01	

KAWASAKI®		
ZX1100E1/E2/E3 GPz	95-97	
ZR1200A ZRX1200	01-05	

SUZUKI®		
GSF600ST/SV/SW/SX Bandit	96-99	
GSX600FJ Katana	88-97	
GSX-R600WN/WP	92-93	
RF600RR/RS/RT	94-97	
GSX750F Katana	89-97	
GSXR-750G/RG	86-95	
RF900RR/R	94-97	
GSX1100F Katana	88-93	
GSX1100GM/GN/GP Shaft	91-93	
GSXR-1100	86-98	
GSF1200SV/SW/SX Bandit	97-00	

HARD PARTS

RECTIFIER
20-3448



REGULATOR
20-3447



CARB & FUEL

YAMAHA®		
FZ/FZX700S/SC/T/TC	86-87	
FZ/FZR750	85-88	
YZF750R	94-98	
FZR1000T/TC~G/GC	87-95	
GTS1000AE/AEC/AF/AFC	93-94	
YZF1000R/J/RJC	1997	
FJ1100/1200	84-93	

IGNITION/ELECTRICAL

AFTERMARKET HONDA ALTERNATOR ROTOR


HONDA®		
21-6446	31110-426-832	
CB650	79-82	
CB650C Custom	80-81	
CB650SC Nighthawk	1982	
CB750C Custom	80-82	
CB750F Super Sport	79-82	
CB750K	79-82	
CB750L LTD	1979	
CB750SC Nighthawk	82-83	
CB900C Custom	80-82	
CB900F	81-82	
CB1000C Custom	1983	



RECONDITIONED HONDA ALTERNATOR ROTOR

American made with superior components.

HONDA®		
21-6445	31110-426-832	
CB650	79-82	
CB650C Custom	80-81	
CB650SC Nighthawk	1982	
CB750C Custom	80-82	
CB750F Super Sport	79-82	
CB750K	79-82	
CB750L LTD	1979	
CB750SC Nighthawk	82-83	
CB900C Custom	80-82	
CB900F	81-82	
CB1000C Custom	1983	



CONTROL

SUSPENSION

UNIVERSAL SPARK PLUG WIRE 7MM X 26"

Universal spark plug wire kit. Includes pre-installed sparkplug end cap, along with ready to install coil side connector, and insulator. 26" wire length. Configurable assembled length. Copper wire core. Can be cut to length.

20-1516 Universal Spark Plug Wire



7MM SPARK PLUG WIRE

100" Roll (Black Rubber) Copper core wire.

20-1500 100' Roll



ACCESSORIES

MARINE

NGK SPARK PLUG CAPS

OEM replacements. Waterproof resistor caps (except 20-1520). Fits 7mm ignition wire, terminal stud plugs. Sold each.

20-1519	102° Elbow Type 12mm XD05FP	20-1523	120° Long Elbow Type 12 & 14mm VD05FP
20-1520	90° Elbow 14mm LZFH (non-resistor, water resistant)	20-1524	120° Short Elbow Type 14mm YB05FP
20-1521	90° Elbow 14mm LB05FP	20-1528	90° Watercraft TB05EMA-Highly suitable for Off-Road
20-1522	180° Straight 12 & 14mm SD05FP		



AUTOMOTIVE

K&L REPLACEMENT STATORS

These **NEW O.E. style** stators are direct replacements for stock units. **Made in Japan**, they offer a level of quality unavailable to the aftermarket until now. **"Charge Guard"** is your answer for a quality replacement stator.



21-3351



21-3347

K&L REPLACEMENT STATORS X-REFERENCE

HONDA®			
K&L#	MFG	OEM #	TYPE
21-6525	Honda	31120-ME9-005	ELECTROSPORT
21-6527	Honda	31120-MG8-005	ELECTROSPORT
21-6533	Honda	31120-MB9-003	ELECTROSPORT
21-6538	Honda	31120-ML8-751	ELECTROSPORT
21-6622	Honda	31120-425-871	ELECTROSPORT
21-6624	Honda	31120-MCJ-003	ELECTROSPORT
21-7121	Honda	31120-MV9-671	ELECTROSPORT

KAWASAKI®			
K&L#	MFG	OEM #	TYPE
21-3351	Kawasaki	21003-1214	OE JAPAN
21-3352	Kawasaki	21003-0023	OE JAPAN
21-3355	Kawasaki	21003-0001	OE JAPAN
21-3356	Kawasaki	21003-1383	OE JAPAN
21-3356	Kawasaki	21003-1280	OE JAPAN
21-3357	Kawasaki	21003-1301	OE JAPAN
21-3358	Kawasaki	21003-0008	OE JAPAN
21-3358	Kawasaki	21003-1373 (Outer)	OE JAPAN
21-3358	Kawasaki	21003-1356 (Outer)	OE JAPAN
21-3360	Kawasaki	21003-0007 (Inner)	OE JAPAN
21-3360	Kawasaki	21003-1372 (Inner)	OE JAPAN
21-3360	Kawasaki	21003-1325 (Inner)	OE JAPAN
21-6587	Kawasaki	21003-1123	ELECTROSPORT
21-6589	Kawasaki	21003-1118	ELECTROSPORT
21-6591	Kawasaki	21076-023	ELECTROSPORT
21-6592	Kawasaki	21003-1327	ELECTROSPORT
21-6598	Kawasaki	21003-1385	ELECTROSPORT

SUZUKI®			
K&L#	MFG	OEM #	TYPE
21-3339	Suzuki	32101-29F00	OE JAPAN
21-3341	Suzuki	31401-35F00	OE JAPAN
21-3343	Suzuki	31402-41G10	OE JAPAN
21-3346	Suzuki	32101-10F01	OE JAPAN
21-3347	Suzuki	31401-35F10	OE JAPAN
21-3350	Suzuki	32101-38B02	OE JAPAN
21-3362	Suzuki	32101-09F01	OE JAPAN
21-3363	Suzuki	32101-09F30	OE JAPAN
21-3363	Suzuki	32101-09F40	OE JAPAN
21-3368	Suzuki	32101-09F20	OE JAPAN
21-3370	Suzuki	32101-07G00	OE JAPAN
21-6588	Suzuki	31401-35F10	ELECTROSPORT
21-6588	Suzuki	31401-29G00	ELECTROSPORT
21-6588	Suzuki	31401-18G00	ELECTROSPORT
21-6590	Suzuki	31401-01H00	ELECTROSPORT
21-6590	Suzuki	31401-01H10	ELECTROSPORT
21-6590	Suzuki	31401-01H20	ELECTROSPORT
21-6612	Suzuki	31401-45120	ELECTROSPORT
21-6613	Suzuki	31401-49310	ELECTROSPORT
21-6614	Suzuki	31401-49411	ELECTROSPORT
21-6620	Suzuki	32101-38B02	ELECTROSPORT

YAMAHA®			
K&L#	MFG	OEM #	TYPE
21-3300	Yamaha	4BD-85510-20-00	OE JAPAN
21-3305	Yamaha	4XE-81410-00-00	OE JAPAN
21-3307	Yamaha	4KB-85510-00-00	OE JAPAN
21-3308	Yamaha	3HN-85510-10-00	OE JAPAN
21-3309	Yamaha	4KB-85510-12-00	OE JAPAN
21-3312	Yamaha	5NF-81410-00-00	OE JAPAN
21-3313	Yamaha	5GH-81410-00-00	OE JAPAN
21-3314	Yamaha	5ND-81410-00-00	OE JAPAN
21-3315	Yamaha	5GT-85510-00-00	OE JAPAN
21-3317	Yamaha	5KM-81410-01-00	OE JAPAN
21-3318	Yamaha	2GV-81410-20-00	OE JAPAN
21-3320	Yamaha	4PP-81410-00-00	OE JAPAN
21-3320	Yamaha	1RM-81410-20-00	OE JAPAN
21-3323	Yamaha	4TV-81410-01-00	OE JAPAN
21-3325	Yamaha	5EB-81410-00-00	OE JAPAN
21-3326	Yamaha	4VR-81410-00-00	OE JAPAN
21-3327	Yamaha	5LV-81410-00-00	OE JAPAN
21-3328	Yamaha	4XV-81410-01-00	OE JAPAN
21-3329	Yamaha	5PW-81410-01-00	OE JAPAN
21-3331	Yamaha	5VY-81410-00-00	OE JAPAN
21-3332	Yamaha	5EL-81410-00-00	OE JAPAN
21-3338	Yamaha	4NK-81410-00-00	OE JAPAN
21-6623	Yamaha	5PW-81410-01-00	ELECTROSPORT
21-6628	Yamaha	1RM-81410-20-00	ELECTROSPORT
21-6685	Yamaha	3JJ-81410-00-00	ELECTROSPORT
21-6685	Yamaha	26H-81410-10-00	ELECTROSPORT
21-6686	Yamaha	3UF-81410-10-00	ELECTROSPORT

K&L REPLACEMENT STATORS APPLICATIONS

HONDA® STREET APPLICATION		YEAR	K&L	ELECTRO SPORT
CBR600F2		91-98	—	21-7121
CBR600F3/SE/SJR		95-98	—	21-7121
CBR600F4i		01-06	—	21-7122
VT700C Shadow		84-87	—	21-6525
CB750C/F/K/LTD (DOHC)		79-82	—	21-6622
CB750SC Nighthawk		82-83	—	21-6622
VT750C Shadow		1983	—	21-6525
VT800C Shadow		1988	—	21-6527
CB900C Custom		80-82	—	21-6622
CB900F Super Sport		81-82	—	21-6622
CBR929RR		01-02	—	21-6624
GL1000 Goldwing/LTD		76-79	—	21-6533
GL1100 Goldwing Std//A		80-83	—	21-6533
VT1100C Shadow 1100		85-97	—	21-6527
VT1100C2 Shadow 1100		95-07	—	21-6527
VT1100C3 Shadow 1100		98-02	—	21-6527
GL1200 Goldwing		1984	—	21-6533
GL1200A Aspencade		84-87	—	21-6533
GL1200I Interstate		84-87	—	21-6533
GL1200L Limited Edition		1985	—	21-6538
GL1200 S.E.I. Special Edition		1986	—	21-6538

KAWASAKI® STREET APPLICATION		YEAR	K&L	ELECTRO SPORT
EN450A 454 LTD		85-90	—	21-6587
EN500A Vulcan 500		90-96	—	21-6587
EN500C Vulcan		96-09	—	21-6587
EX500A/D Ninja 500		87-09	—	21-6587
ZX600D/E Ninja ZX-6		90-01	21-3351	—
ZX600F1/F2/F3 Ninja ZX-6R		95-97	21-3351	—
ZX600K/M ZX-6RR		03-04	21-3355	—
ZX600N ZX-6RR		05-06	21-3352	—
ZX636B1/B2 ZX-6R		03-04	21-3355	—
ZX636C1/C2 ZX-6R		05-06	21-3352	—
VN700A1 Vulcan		1985	—	21-6589
VN750A Vulcan 750		86-03	—	21-6589
ZR750 Z750S		05-06	21-3355	—
VN800 Vulcan (All)		95-06	21-3356	—
KZ1000A/B		79-80	—	21-6591

EQUIPMENT & TOOLS

HARD PARTS

CARB & FUEL

IGNITION/ELECTRICAL

CONTROL

SUSPENSION

ACCESSORIES

MARINE

AUTOMOTIVE

EQUIPMENT & TOOLS	KAWASAKI® STREET			ELECTRO SPORT
	APPLICATION	YEAR	K&L	
	KZ1000D Z1R	79-80	—	
	KZ1000J/K/M	81-83	21-6592	
	KZ1000P Police	82-05	21-6592	
	ZR1000A Z1000	03-06	21-3355	
	KZ1100A1/A2/A3 Shaft	81-83	21-6591	
	KZ1100B1/B2 GPz	81-82	21-6591	
	KZ1100D1/D2 Spectre	82-83	21-6591	
	KZ1100L1 LTD	1983	21-6591	
	ZN1100B1/B2 LTD	84-85	21-6591	
	ZX1100A1/A2 GPz	83-84	21-6591	
	VN1500A/B Vulcan 1500	87-99	21-6598	
	VN1500 Vulcan Classic	96-98	21-3357 21-6598	
	VN1500 Classic/Nomad/Drifter	99-08	21-3358	
	VN1500 Classic/Nomad	99-08	21-3360	
	VN1600 Classic/Nomad/Mean Streak	03-08	21-3358	
	VN1600 Classic/Nomad	03-08	21-3360	
HARD PARTS	SUZUKI® STREET			ELECTRO SPORT
	APPLICATION	YEAR	K&L	
	GS250	80-81	21-6612	
	GS300L	82-85	21-6612	
	GS450E	80-82	21-6612	
	GS450L	85-88	21-6612	
	GS450ST/SX	81-82	21-6612	
	GSX-R600K1	2001	21-3341 21-6588	
	GSX-R600K2/K3	02-03	21-3347 21-6588	
	GSX-R600K6-L2	06-12	21-6590	
	GSX-R750Y/K1	00-01	21-3341 21-6588	
	GSX-R750K2/K3	02-03	21-3347	
	GSX-R750K4/K5	04-05	21-6588	
	GSX-R750K6-L1	06-11	21-6590	
	GS1000	78-79	21-6613	
	GSX-R1000K1-K4	01-04	21-6588	
	GSX-R1000K5/K6	05-06	21-3342	
	GSX-R1000 K7/K8	07-08	21-3343	
	GS1100ET/EX	80-81	21-6574 21-6613	
	GS1100EZ/ED/ESD	82-83	21-6574 21-6614	
	GS1100GK/GL (Shaft)	82-84	21-6574 21-6613	
	GS1100LT	1980	21-6574 21-6613	
	GS1100S Katana	1983	21-6613	
	GS1150E/ES	83-86	21-6613	
	VS1400G Intruder	87-95	21-6620	
	VS1400G Intruder	96-02	21-3350 21-6620	
	VS1400G Intruder	03-09	21-3350 21-6620	
	VL1500 Intruder LC	98-04	21-3346	
CARB & FUEL	SUZUKI® STREET			ELECTRO SPORT
	APPLICATION	YEAR	K&L	
	LT-Z400 Quad Sport	03-08	21-3370	
	LT-A500F Quad Master	00-01	21-3362	
	LT-F500F Quad Runner 4WD	98-01	21-3362	
	LT-F500F Quad Runner 4WD	2002	21-3368	
	LT-A500F Vinson Auto 4WD	02-07	21-3363	
	LT-F500F Vinson 4WD	04-07	21-3363	
IGNITION/ELECTRICAL	SUZUKI® ATV			ELECTRO SPORT
	APPLICATION	YEAR	K&L	
	DR-Z400E	00-11	21-3339	
CONTROL	SUZUKI® DUALSPORT/OFFROAD			ELECTRO SPORT
	APPLICATION	YEAR	K&L	
	DR-Z400E	00-11	21-3339	
SUSPENSION	YAMAHA® STREET			ELECTRO SPORT
	APPLICATION	YEAR	K&L	
	XV535 Virago	87-88	—	
	XV535 Virago	89-00	21-3318	
	YZF600R	97-07	21-3323	
	YZF-R6	99-02	21-3325	
	XVS650 V-Star	98-03	21-3326	
	XV700 Virago	86-87	21-3320	
	XV750 Virago	88-97	21-3320 21-6628	
	FZS1000 FZ-1	01-05	21-3327	
	YZF-R1	98-01	21-3328	

YAMAHA® STREET			ELECTRO SPORT
APPLICATION	YEAR	K&L	
	YZF-R1	02-03	21-3329 21-6623
	YZF-R1	04-06	21-3331
	XV1100 Virago	86-97	21-3320 21-6628
	XVS1100 V-Star	99-03	21-3332
	VMX12N/NC-G/GC V-Max	85-07	21-6686
	XVZ12 Venture/Venture Royal	83-85	21-6685
	XVZ13 Venture/Venture Royal	86-93	21-6685

YAMAHA® ATV			ELECTRO SPORT
APPLICATION	YEAR	K&L	
	YFB250F/G/H Timberwolf	94-00	21-3300
	YFM250 BearTracker (2/4WD)	98-00	21-3300
	YFM250X Bear Tracker	01-04	21-3305
	YFM350FX Wolverine (4WD)	95-99	21-3307
	YFM350U Big Bear 2WD	96-98	21-3308
	YFM350FW Big Bear 4WD	96-97	21-3308
	YFM350FW Big Bear 4WD	1999	21-3307
	YFM350X Warrior	96-01	21-3308
	YFM350F Big Bear	97-99	21-3309
	YFM350X Wolverine 2WD	00-01	21-3309
	YFM350X Warrior	02-04	21-3312
	YFM350/YFM35R Raptor 350	03-08	21-3312
	YFM400FW Kodiak 4WD	96-98	21-3308
	YFM400 Kodiak (All)	00-02	21-3313
	YFM400FA Kodiak 400 4WD	03-06	21-3314
	YFM450FA Kodiak 450 4WD	03-06	21-3314
	YFM4FG Grizzly 400 4WD	07-08	21-3314
	YFM45FG Grizzly 450 4WD	07-14	21-3314
	YFM45FX Wolverine 450 4WD	06-10	21-3314
	YFM600F Grizzly	99-01	21-3315
	YFM660FG Grizzly 660	02-08	21-3317

K&L MOBILE BENCH

Use as a combination workbench, tear-down table and tool storage facility. Table comes with heavy duty 4" casters (2 rigid & 2 locking swivel). The Table top features a drain hole. Shipping weight: 170 lbs.

- 37-2928 K&L Mobile Bench - BLUE
- 37-2924 K&L Mobile Bench - RED



37-2924 (RED)



37-2928 (BLUE)



STARTER RELAYS (SOLENOID)Direct replacement starter relays. **Made in Japan.** No modification required. Sold each.

Available for the following applications:

SUZUKI®		
K&L#	MFG	OEM #
21-2960	Suzuki	31800-06G00
21-2992	Suzuki	31800-37020

YAMAHA®		
K&L#	MFG	OEM #
21-2964	Yamaha	5UG-81940-00-00
21-2965	Yamaha	5SL-81940-12-00
21-2966	Yamaha	4XE-81940-00-00
21-2967	Yamaha	4KB-81940-00-00
21-2968	Yamaha	3MW-81940-01-00
21-2969	Yamaha	5JW-81940-00-00
21-2985	Yamaha	4BH-81940-00-00

YAMAHA®		
K&L#	MFG	OEM #
21-2988	Yamaha	4KD-81940-00-00
21-2990	Yamaha	1J7-81940-10-00
21-2991	Yamaha	36Y-81940-00-00 3AY-81940-00-00
21-2997	Yamaha	4DN-81940-00-00 4DN-81940-12-00
21-2998	Yamaha	4YR-81940-00-00 4YR-81940-01-00
21-2999	Yamaha	4SV-81940-00-00 4SV-81940-10-00



21-2992 - SUZUKI



21-2990 - YAMAHA



21-2991 - YAMAHA



21-2988 - YAMAHA

STARTER RELAYS (SOLENOID) X-REFERENCE

SUZUKI® STREET APPLICATION			YAMAHA® STREET APPLICATION		
APPLICATION	YEAR	K&L NO.	APPLICATION	YEAR	K&L NO.
GN125Z/D	82-83	21-2992	XV250 "Route 66"	88-90	21-2991
GN250Z/D/F/J	82-88	21-2992	XV250 "Virago 250"	99-06	21-2991
GS250TT/TX	80-81	21-2992	XV250 "V-Star"	08-11	21-2991
TU250X	09,11	21-2960	XS360C/D	76-77	21-2990
GS300LZ	1982	21-2992	XS400D/E/F	77-79	21-2990
GS400B/C	77-78	21-2992	XS400G/H "Special-II"	80-81	21-2990
GS425N/EN/LN	1979	21-2992	XS400J/K "Maxim"	82-83	21-2990
GS450ET/EX/EZ/ED	80-83	21-2992	XS400RJ/RK "Seca"	82-83	21-2990
GS450LT/LX/LZ/LD	80-83	21-2992	XS400SG/SH "Special	80-81	21-2990
GS450ST/SX	80-81	21-2992	FZR400	88-90	21-2991
GS450TX/TZ/TXZ/TXD	81-83	21-2992	XV500K "Virago"	1983	21-2988
GS550B/C/EC/N/EN/ET	77-80	21-2992	XV535 Virago 535	87-00	21-2988
GS550LN/LT/LX/LZ	79-82	21-2992	XJ550H/J/K "Maxim"	81-83	21-2988
GS550MZ	1982	21-2992	XJ550RH/RJ/RK "Seca"	81-83	21-2988
GS550TX	1981	21-2992	XZ550RJ/RK "Vision"	82-83	21-2988
GT550L/M/A/B Indy	74-77	21-2992	FJ600L/LC/N/NC	84-85	21-2988
GSX-R600L1	11-12	21-2960	FZ600	86-88	21-2991
DL650 V-Strom	04-09	21-2960	FZ600 FZ6	2004	21-2985
DL650A V-Strom	07-12	21-2960	FZ6R FZ6	09-10	21-2999
GS650EX/EZ	81-82	21-2992	FZR600 FZR	89-99	21-2991
GS650GX/GZ/GD	81-83	21-2992	YX600 Radian	86-90	21-2988
GS650GLX/GLZ/GLD	81-83	21-2992	YX600S~AC "Radian"	86-90	21-2988
GS650MD Katana	1983	21-2992	YZFR6	99-02	21-2998
SV650 /A/S/SA	03-08	21-2960	YZFR6S R6S	06-09	21-2965
GS750B/C/EC/N/EN	77-79	21-2992	YZF600R	95-04	21-2997
GS750ET/EX/EZ	80-82	21-2992	XJ650G/H/J/K "Maxim"	80-83	21-2988
GS750LN/LT/LX	79-81	21-2992	XJ650LH "Midnight Maxim"	1981	21-2988
GS750TZ/TD	82-83	21-2992	XJ650LJ/LK "Seca Turbo"	82-83	21-2988
GSX-R750L1	11-12	21-2960	XJ650RJ "Seca"	1982	21-2988
GS850G~LD	79-83	21-2992	XVS650 XVS65A V-Star Classic	98-05	21-2985
DL1000 V-Strom	02-12	21-2960	XVS650 XVS65A V-Star Custom	98-04	21-2985
GS1000C/EC/N/EN/ET	78-80	21-2992	XVS650 XVS65A V-Star Silverado	03-05	21-2985
GS1000LN	1979	21-2992	FZ700T/TC	1987	21-2991
GS1000GT/GLT/GX/GLX	80-81	21-2992	XJ700N/NC/S/SC "Maxim"	85-86	21-2991
GS1000SN/ST	79-80	21-2992	XJ700X "Maxim X"	85-86	21-2991
GS1000SZ Katana	1982	21-2992	FZ700	1987	21-2991
SV1000/S	03-07	21-2960	FZX700 Fazer	86-87	21-2991
GS1100ET/EX/EZ	80-82	21-2992	YZFR7	1999	21-2998
GS1100GLZ/GLD	82-83	21-2992	FZ750	85-88	21-2991
GS1100GKZ/GK2	1982	21-2992	XJ750J/K "Maxim"	82-83	21-2988
GS1100LT	1980	21-2992	XJ750MK "Midnight Maxim"	1983	21-2988
GS1100SD Katana	1983	21-2992	XJ750RH/RJ/RK "Seca"	81-83	21-2988
VZ1500	2009	21-2960	XS750D/2D/E/F	77-79	21-2990
			XS750SE/SF "Special"	78-79	21-2990
			XS850	1981	21-2988
			XS850G/H	80-81	21-2990
			XS850LG/LH "Midnight Special"	80-81	21-2990
			XS850SG/SH "Special"	80-81	21-2990
			TDM850	92-93	21-2991
			XJ900RK "Seca"	1983	21-2988
			XV920RH/RJ (Euro) "Virago" (chain drive only)	81-82	21-2988

EQUIPMENT & TOOLS

HARD PARTS

CARB & FUEL

IGNITION/ELECTRICAL

CONTROL

SUSPENSION

ACCESSORIES

MARINE

AUTOMOTIVE

EQUIPMENT & TOOLS	YAMAHA® STREET		
	APPLICATION	YEAR	K&L NO.
	Important Note: Does not fit XV920J/K & MK Virago shaft drive (82-83)		
	FZR1000	89-95	21-2991
	FZS1000 FZ1	01-03	21-2998
	FZS1 FZ1	04-05	21-2998
	FZS10 FZ1	2009	21-2999
	GTS1000A	93-94	21-2985
	YZF-R1 YZFR1	02-04	21-2969
	YZF1000R YZFR1	98-01	21-2998
	YZF1000R	1997	21-2999
HARD PARTS	FJ1100	84-85	21-2991
	XJ1100J "Maxim"	1982	21-2988
	XS1100	1981	21-2988
	XS1100E/F/G/H	78-81	21-2990
	XS1100LG/LH Midnight Special	80-81	21-2990
	XS1100SF/SG/SH "Special"	79-81	21-2990
	XVS1100 V-STAR 1100	1999	21-2997
CARB & FUEL	XVS11/XVS1100 V-STAR 1100 Classic	00-04	21-2997
	XVS11/XVS1100 V-STAR 1100 Custom	00-04	21-2997
	XVS11 V-STAR 1100 Silverado	00-04	21-2997
	FJ1200	86-93	21-2991
	XVZ12	1989	21-2991
	XV12	83-85	21-2988
	XVZ1200 Venture Royale	84-85	21-2988
	XVZ1200L/C Venture	1984	21-2988
	XVZ12D "Venture Royale"	84-85	21-2988
	XVZ12L/KC2 "Venture"	1984	21-2988
	XVZ12TDK "Venture Royale"	1983	21-2988
	XVZ12TK "Venture"	1983	21-2988
	VMX12 / VMX1200 V-Max	85-89	21-2991
	VMX1200 V-Max	2004	21-2991
	FJR1300	03-05	21-2969
	XVZ13	86-93	21-2991
	XVZ13 Venture Royal	1988	21-2991
	XVZ13 "Venture" "Venture Royale"	86-93	21-2991
	XVZ1300	1988	21-2991
	XVZ1300 Venture	87-88	21-2991
	XVZ1300 Venture Royale	86-93	21-2991
	XV13	1998	21-2985
	XVZ13	96-00	21-2985
	XVZ13 Royal Star	2000	21-2985
	XVZ1300 Royal Star	96-97	21-2985
	XVZ1300 XVZ13 Royal Star Boulevard	99-01	21-2985
	XVZ1300 XVZ13 Royal Star Midnight Venture	00-05	21-2985
	XVZ1300 Royal Star Standard	1998	21-2985
	XVZ1300 XVZ13 Royal Star Tour Classic	97-00	21-2985
	XVZ1300 XVZ13 Royal Star Tour Deluxe	97-01	21-2985
	XVZ1300 XVZ13 Royal Star Tour Deluxe	2005	21-2985
	XVZ1300 XVZ13 Royal Star Venture	99-00	21-2985
	XVZ1300 XVZ13 Royal Star Venture	02-05	21-2985
	XVZ1300 XVZ13 Venture	00-01	21-2985
	XV1600 Midnight Star	2001	21-2985
	XV1600 Road Star	99-03	21-2985
	XV1600 Road Star Limited Edition	2003	21-2985
	XV1600 Road Star Midnight	2003	21-2985
	XV1600 Road Star Midnight Star	2002	21-2985
	XV1600 Road Star Mm Limited	2000	21-2985
	XV1600 Road Star Silverado	99-03	21-2985
	VMX17 V-Max	09-10	21-2999
	XV17PC Road Star Warrior	02-04	21-2998
	XV17PC Road Star Midnight Warrior	2005	21-2998
	XV17 Road Star	04-05	21-2985
	YAMAHA® ATV		
	APPLICATION	YEAR	K&L NO.
	YFM50R Raptor	06-08	21-2968
	YFM80 "Moto-4" "Badger"	85-88	21-2988
	YFM80 "Moto-4" "Badger"	92-01	21-2988
	YFM80WP/WR "Raptor 80"	02-03	21-2988
	YFM80G Grizzly	06-08	21-2968
	YFM80R Raptor	06-08	21-2968
	YFM100 Champ	87-91	21-2988

EQUIPMENT & TOOLS	YAMAHA® ATV		
	APPLICATION	YEAR	K&L NO.
	YFA1 Breeze	89-03	21-2988
	YFM125G Grizzly	06-11	21-2968
	YFM200 Moto4	85-89	21-2988
	YTM200 "Tri-Moto"	83-85	21-2988
	YFM225 Moto4	86-88	21-2988
	YTM225 "Tri-Moto"	83-86	21-2988
	YFU1W/TW "Pro-Hauler"	1989	21-2988
	YFB250 Timberwolf	92-00	21-2988
	YFM250 Moto4	89-91	21-2988
	YFM250 Moto4	1998	21-2988
	YFM250XLC Bear Tracker	1999	21-2999
	YFM250X Bear Tracker	00-04	21-2966
	YFM350ER Moto4	87-90	21-2988
	YFM350ER Moto4	92-95	21-2988
	YFM350FW Big Bear	87-96	21-2988
	YFM350X Warrior	87-03	21-2988
	YFP350U "Terrapro"	1988	21-2988
	YFM35 Bruin	04-06	21-2999
	YFM35 Grizzly 350 /IRS	07-11	21-2999
	YFM350 Wolverine	1995	21-2985
	YFM350 Big Bear	96-99	21-2967
	YFM350 Wolverine	96-05	21-2967
	YFM400FW Kodiak	93-95	21-2988
	YFM400 YFM40 Big Bear	00-11	21-2999
	YFM400 Grizzly Realtree	2000	21-2999
	YFM4F Grizzly 400	07-08	21-2999
	YFM400 YFM4 Kodiak	00-06	21-2999
	YFM400FW Kodiak	96-98	21-2967
	YFM45F Grizzly	07-11	21-2999
	YFM450 YFM45 Kodiak 450 4WD	03-06	21-2999
	YXR45 Rhino 450 4WD	2006	21-2999
	YFZ450	04-05	21-2969
	YFM45FX Wolverine	06-10	21-2999
	YXR45F Rhino	07-09	21-2964
	YFM66 Grizzly 660	02-08	21-2999
	YXR660 YXR66 Rhino	04-06	21-2999
	YFM660R Raptor	01-04	21-2966
	YXR66F Rhino	2007	21-2964

YAMAHA® DUALSPORT / OFFROAD			
APPLICATION	YEAR	K&L NO.	
BW200E Big Wheel	86-88	21-2988	
TW200 Trailway	87-00	21-2988	
TT225	1999	21-2988	
TT225 TT-R225	01-04	21-2988	
XT225 Serow	92-00	21-2988	
BW350 Big Wheel	87-88	21-2988	
XT600E	90-95	21-2988	

YAMAHA® SNOWMOBILE			
APPLICATION	YEAR	K&L NO.	
MM600 Mountain Max	01-02	21-2985	
SX600 SX600R	02-03	21-2985	
SXV60 Venom	04-06	21-2985	
VT600 Venture	01-04	21-2985	
VX700 Vmax	01-03	21-2985	
MM700 Mountain Max	01-03	21-2985	
SX700 SX700R	2001	21-2985	
SXV70 VIPER /SX Viper	02-06	21-2985	
VT700 VT70J Venture	01-04	21-2985	
VX700 Vmax	2001	21-2985	
RX10 RX-1	03-04	21-2997	

K&L UNIVERSAL STARTER RELAY (SOLENOID)

This starter relay includes components and instructions that allow modifications to fit most 12v applications. Sold as a kit.

21-2994 Universal Starter Relay



HOUR, VIBRATION & HOUR/TACHOMETERS

Displays can be read at all times & are powered by the spark plug lead.

22-2243 Hour Meter

22-2244 Vibration Meter

22-2245 Hour/Tach Meter



DAYTONA DIGITAL TACHOMETER

This compact size tachometer indicates up to 19,990 RPM. Universal to both 2 and 4 strokes, and single to 8 cylinders. It memorizes the highest RPM, and has a clock function.

Body Size: L 3"x W 1.4" x H .63. / Window Size: 1.3" x .6".

22-1244 Daytona Digital Tachometer



STARTER MOTOR & ALTERNATOR BRUSHES

Manufactured in the USA. Applications fit most Japanese starter motors and alternators. To order correct application, measure your brush with vernier calipers. Brushes must be soldered to complete installation.

P/N DIMENSIONS

21-2949 5mm x 10mm x 13mm, ea.

21-2951 6mm x 14mm x 12mm, ea.

21-2953 6.8mm x 11mm x 16.5mm, pr.



CONTACT BREAKER POINTS

Daichi brand OEM replacements. **Made in Japan.** Sold each.

NOTE: CONTACT BREAKER POINT APPLICATION LISTED NEXT PAGE.

HONDA® X-REFERENCE			
K&L#	MFG	OEM #	
20-1460	Honda	30202-041-015	
20-1461	Honda	30202-107-004	
20-1465 (RH)	Honda	30203-286-004	RH Side
20-1466 (LH)	Honda	30204-286-004	LH Side
20-1469 (RH)	Honda	30203-300-154	RH Side
20-1470 (LH)	Honda	30204-300-154	LH Side

KAWASAKI® X-REFERENCE			
K&L#	MFG	OEM #	
20-5046 (LH)	Kawasaki	21008-027	LH Side 1&4
20-5047 (RH)	Kawasaki	21008-028	RH Side 2&3

YAMAHA® X-REFERENCE			
K&L#	MFG	OEM #	
20-1460	Yamaha	207-81321-90-00	



CONTACT BREAKER POINTS

Daichi brand OEM replacements. **Made in Japan.** Sold each.

NOTE: CONTACT BREAKER POINT REFERENCE CHART LISTED AT PAGE 285.

HONDA® APPLICATION	YEAR	K&L NO.
ATC70	73-85	20-1460
XL70	74-76	20-1460
CL70/K1/K2/K3	69-73	20-1460
CT70-(K0) Trail 70	69-71	20-1460
CT70H/HK1 w/Hitachi ignition	70-73	20-1460
CT70K1~K4 Trail 70	72-75	20-1460
CT70 Trail 70 w/Hitachi ignition	76-82	20-1460
XL75	77-79	20-1460
XL80S	80-84	20-1460
ATC90 with ND Ignition	70-78	20-1461
CT90	68-79	20-1461
ST90 with ND ignition	73-75	20-1461
CB/CL100/K1/K2	70-72	20-1461
CL100S Scrambler	1973	20-1461
SL100/K1/K2/K3 Moto Sport	70-73	20-1461
XL100/K1	74-76	20-1461
CB125S	1978	20-1461
CB125S/S1/S2/S	73-76	20-1461
CL125S/S1 Scrambler	73-74	20-1461
CT125	1977	20-1461
SL125/K1/K2 Moto Sport	71-73	20-1461
TL125S with Toyo Ignition	1976	20-1481
XL125 with ND Ignition	74-78	20-1461
CB/CL175 with ND ignition	69-73	20-1461
SL175 with ND ignition	70-71	20-1461

EQUIPMENT & TOOLS

HARD PARTS

CARB & FUEL

IGNITION/ELECTRICAL

CONTROL

SUSPENSION

ACCESSORIES

MARINE

AUTOMOTIVE

	HONDA®			
	APPLICATION	YEAR	K&L NO.	
EQUIPMENT & TOOLS	XL175 with ND Ignition	73-75	20-1461	
	XL175 with Toyo Ignition	76-78	20-1481	
	CB200 with ND ignition	74-76	20-1461	
	CL200 with ND ignition	1974	20-1461	
	XL250/K1/K2 Moto Sport with ND	72-76	20-1461	
	CB350G (2-cylinder)	1973	20-1465 (RH) 20-1466 (LH)	
	HARD PARTS	CB350K0/K1~K4 Super Sport	68-73	20-1465 (RH) 20-1466 (LH)
		CL350K0/K1~K5 Scrambler	68-73	20-1465 (RH) 20-1466 (LH)
		SL350/K1/K2 Moto Sport	70-72	20-1465 (RH) 20-1466 (LH)
		XL350 with ND Ignition	74-78	20-1461
CARB & FUEL	CB360/G	1974	20-1465 (RH) 20-1466 (LH)	
	CB360T	75-76	20-1465 (RH) 20-1466 (LH)	
	CJ360T	76-77	20-1465 (RH) 20-1466 (LH)	
	CL360/K1 Scrambler	74-75	20-1465 (RH) 20-1466 (LH)	
	CB500/K1/K2	71-73	20-1469 (RH) 20-1470 (LH)	
	CB550F Super Sport	75-77	20-1469 (RH) 20-1470 (LH)	
	CB550K/K1/K	74-78	20-1469 (RH) 20-1470 (LH)	
	CB750A Automatic	76-78	20-1469 (RH) 20-1470 (LH)	
	CB750F Super Sport	75-78	20-1469 (RH) 20-1470 (LH)	
	CB750K0/K1~K5/K	69-78	20-1469 (RH) 20-1470 (LH)	
IGNITION/ELECTRICAL	KAWASAKI®			
	APPLICATION	YEAR	K&L NO.	
	KZ400B1/B2	78-79	20-5046	
	KZ400C1	1978	20-5046	
	KZ400H1 LTD	1979	20-5046	
	KZ440A1 LTD	1980	20-5046	
	KZ440B1	1980	20-5046	
	KZ440D1 LTD Belt	1980	20-5046	
	KZ550A1	1980	20-5046 (LH) 20-5047 (RH)	
	KZ650B1/B2/B2A/B3	77-79	20-5046 (LH) 20-5047 (RH)	
CONTROL	KZ650C1/C2/C3 Custom	77-79	20-5046 (LH) 20-5047 (RH)	
	KZ650D1/D1A/D2 SR	78-79	20-5046 (LH) 20-5047 (RH)	
	KZ650E1 LTD	1980	20-5046 (LH) 20-5047 (RH)	
	KZ650F1	1980	20-5046 (LH) 20-5047 (RH)	
	KZ750B3/B4 (2-cylinder)	78-79	20-5046	
	KZ750G1 LTD (2-cylinder)	1980	20-5046	
	Z1/A/B-900	73-75	20-5046 (LH) 20-5047 (RH)	
	KZ900A4/A5	76-77	20-5046 (LH) 20-5047 (RH)	
	KZ900B1 LTD	1976	20-5046 (LH) 20-5047 (RH)	
	KZ1000A1/A2/A2A	77-78	20-5046 (LH) 20-5047 (RH)	
SUSPENSION	KZ1000B1/B2/B3 LTD	77-79	20-5046 (LH) 20-5047 (RH)	
	KZ1000C1/C1A/C2	78-79	20-5046 (LH) 20-5047 (RH)	
	KZ1000D1 Z1R	1978	20-5046 (LH) 20-5047 (RH)	
	ACCESSORIES	MARINE	AUTOMOTIVE	

YAMAHA®		
APPLICATION	YEAR	K&L NO.
RD60/A/B	73-75	20-1460
GT1/GT80/A/B/C/E/F	73-79	20-1460
HT1/HT1B-90	70-71	20-1460
LT2/LT3-100 Enduro	72-73	20-1460
AT2/AT3-125	72-73	20-1460
CT1/1B/1C-175 Enduro	69-71	20-1460
CT2/CT3-175 Enduro	72-73	20-1460

CONDENSERS

OEM replacements. **Made in Japan.** Sold each.

HONDA®		YEAR
20-1477	30250-041-005	
	CT70-(K0) Trail 70	69-71
	CT70 Trail 70 w/ Hitachi	76-82
	CT70H/HK1 w/ Hitachi	70-73
	CT70K1~K4 Trail 70	72-75
	XL70	74-76
	XL75	77-79
	XL80S	80-84
20-1471	30280-371-000	
	GL1000 Goldwing	75-79
	GL1000L Goldwing LTD	1976
20-1473	30250-300-154	
	CB500/K1/K2	71-73
	CB550F Super Sport	75-77
	CB550K/K1	74-78
	CB750A Automatic	76-78
	CB750K0/K1~K5/K	69-78
	CB750F Super Sport	75-78
20-1475	30280-292-672	
	CB350G-(2-cylinder)	1973
	CB350K0/K1~K4-(2-cylinder)	68-73
	CL350K0/K1~K5 Scrambler	68-73
	SL350/K1/K2 Moto Sport	69-73
	CB450K Super Sport	65-74
	CL450K1~K6 Scrambler	68-74
	CB500T	75-76



20-1471



20-1473



20-1475



20-1477

CDI TYPE CONDENSERS

OEM replacements. **Made in Japan.** Sold each.

HONDA®	YEAR
20-1537 31700-MEN-A31	
CRF450R	2009
20-1538 31700-MEN-A41	
CRF250R	10-12
CRF450R	10-12
20-1539 31700-HP1-003	
TRX450R	04-05
20-1540 31700-HP1-841	
TRX450R	06-09
KAWASAKI®	YEAR
20-1542 21013-0001	
KX250	11-12
KX450	09-12
KTM®	YEAR
20-1546 77111035000	
250SX-F	2011
SUZUKI®	YEAR
20-1545 33640-28H00	
RM-Z450	08-12
RM-Z250	10-12
YAMAHA®	YEAR
20-1541 33D-81965-00-00	
YZ450F	10-12



20-1537



20-1541



20-1538



20-1542



20-1539



20-1545



20-1540



20-1546

TIMING LIGHT & ANALOG METER

K&L has all the tools you need for checking those oldies but goodies that we all get from time to time, here's just a couple!

35-6894 Timing Light

35-9565 Multimeter



35-6894



35-9565

K&L Supply Co.

1981 FALL CATALOG
M/C PARTS SPECIALISTS



EQUIPMENT & TOOLS

HARD PARTS

CARB & FUEL

IGNITION/ELECTRICAL

CONTROL

SUSPENSION

ACCESSORIES

MARINE

AUTOMOTIVE

K&L TUNE UP KITS, POINTS & CONDENSERS

Spark up an old engine with these OEM supplier sourced Tune Up Kits. Includes contact points and condenser only. **Made in Japan.**

NOTE: NO SPARK PLUGS ARE INCLUDED IN THE KIT.

K&L TUNE UP KITS APPLICATIONS

HONDA® STREET APPLICATION	YEAR	POINTS EACH	CONDENSER EACH
CL70/K1/K2/K3	69-73	20-1460	20-1477
CB/CL100/K1/K2	70-72	20-1461	————
CL100S Scrambler	1973	20-1461	————
CB125S/S1/S2/S	73-76	20-1461	————
CB125S	1978	20-1461	————
CL125S/S1 Scrambler	73-74	20-1461	————
CB/CL175 with ND ignition	69-73	20-1461	————
CB200 with ND ignition	74-76	20-1461	————
CL200 with ND ignition	1974	20-1461	————
CB350G-(2-cylinder)	1973	20-1466-(LH) 20-1465-(RH)	20-1475 ————
CB350K-(2-cylinder)	68-73	20-1466-(LH) 20-1465-(RH)	20-1475 ————
CB350F/F1-(4-cylinder)	72-74	————	————
CL350K Scrambler	68-73	20-1466-(LH) 20-1465-(RH)	20-1475 ————
SL350/K1/K2 Moto Sport	69-73	20-1466-(LH) 20-1465-(RH)	20-1475 ————
XL350	74-78	20-1461	————
CB360/G	1974	20-1466-(LH) 20-1465-(RH)	———— ————
CB360T	75-76	20-1466-(LH) 20-1465-(RH)	———— ————
CJ360T	76-77	20-1466-(LH)	————
CL360/K1	74-75	20-1466-(LH) 20-1465-(RH)	———— ————
CB400F Super Sport	75-77	————	————
CB450/500 Twins	65-76	20-1468-(LH) 20-1467-(RH)	20-1475 ————
CB550F/K	74-78	20-1470-(LH) 20-1469-(RH)	20-1473 ————
CB750A Automatic	76-78	20-1470-(LH) 20-1469-(RH)	20-1473 ————
CB750K0	69-70	20-1470-(LH) 20-1469-(RH)	20-1473 ————
CB750K1~K5/K	70-78	20-1470-(LH) 20-1469-(RH)	20-1473 ————
CB750F Super Sport	75-78	20-1470-(LH) 20-1469-(RH)	20-1473 ————
GL1000 Goldwing	75-79	20-1468-(LH) 20-1467-(RH)	20-1471 ————
HONDA® ATV APPLICATION	YEAR	POINTS EACH	CONDENSER EACH
ATC70/K1	73-74	20-1460	20-1477
ATC70	78-85	20-1460	20-1477
ATC90 with ND ignition	70-78	20-1461	————
ATC90 with Toyo Ignition	76-78	20-1481	————
ATC110	79-80	20-1461	————
ATC110 with Toyo Ignition	79-80	20-1481	————
HONDA® DUALSPORT/OFFROAD APPLICATION	YEAR	POINTS EACH	CONDENSER EACH
Z50A(AK0)AK1~AK6	68-75	20-1460	20-1477
Z50A	76-78	20-1460	20-1477
Z50R	79-81	20-1460	20-1477
Z50R	82-87	20-1460	20-1477
Z50RD	1986	20-1460	20-1477
CT70-(K0) Trail 70	69-71	20-1460	20-1477
CT70 Hitachi ignition	76-82	20-1460	20-1477
CT70 with Hitachi ignition	70-73	20-1460	20-1477

HONDA® DUALSPORT/OFFROAD APPLICATION	YEAR	POINTS EACH	CONDENSER EACH
CT70K1~K4 Trail 70	72-75	20-1460	20-1477
SL70/K1 Moto Sport	71-73	20-1460	20-1477
XL70	74-76	20-1460	20-1477
XL75	77-79	20-1460	20-1477
XR75	73-76	20-1460	20-1477
XR75	77-78	20-1460	————
XL80S	80-84	20-1460	20-1477
XR80	79-84	20-1460	————
CT90	68-79	20-1461	————
CT90 with Toyo Ignition	76-79	20-1481	————
ST90 with ND ignition	73-75	20-1461	————
SL100/ Moto Sport	70-73	20-1461	————
XL100/K1	74-75	20-1461	————
XL100	1976	20-1461	————
XL100 with Toyo Ignition	76-78	20-1481	————
XR100	81-84	20-1460	————
CB125S with Toyo Ignition	76-80	20-1481	————
CT125	1977	20-1461	————
CT125 with Toyo Ignition	1977	20-1481	————
SL125/K1/K2 Moto Sport	71-73	20-1461	————
TL125 Trials	73-76	20-1461	————
TL125S with Toyo Ignition	1976	20-1481	————
XL125	74-78	20-1461	————
XL125 with Toyo Ignition	76-78	20-1481	————
SL175 with ND ignition	70-71	20-1461	————
XL175	73-75	20-1461	————
XL175 with Toyo Ignition	76-78	20-1481	————
CB200T with Toyo Ignition	1976	20-1481	————
TL250 Trials	75-76	20-1461	————
TL250 with Toyo Ignition	1976	20-1481	————
XL250/K1/K2 Moto Sport	72-76	20-1461	————
XL250 with Toyo Ignition	1976	20-1481	————
XL350	74-78	20-1461	————
XL350 with Toyo Ignition	76-78	20-1481	————
KAWASAKI® STREET APPLICATION	YEAR	POINTS EACH	CONDENSER EACH
G3SS-90 Bushmaster	69-70	————	————
G3SSA/B/C/D-90	71-74	————	————
G3TR-90 Bushmaster	69-70	————	————
MC1/MC1A/MC1B-90	73-75	————	————
G3SSE-100	1975	————	————
G3TRA-100	1971	————	————
G4TR-100 Trail Boss	70-71	————	————
G4TRB/G4TRC-100	72-73	————	————
G4TRD/G4TRE-100	74-75	————	————
G5/A/B/C-100	72-75	————	————
KH100B7/B8	76-77	————	————
S1A/S1B/S1C-250	73-75	————	————
KH250A5 (two-strk triple)	1976	————	————
KZ305A1/A2 CSR	81-82	————	————
KZ305B1 LTD	1982	————	————
S2/S2A-350 (two-strk triple)	72-73	————	————
KZ400A1/A2 Deluxe	77-78	————	————
KZ400B1/B2	78-79	20-5046	————
KZ400C1	1978	20-5046	————
KZ400/D/D3/D4	74-77	————	————
KZ400H1 LTD	1979	20-5046	————
KZ400S/S2/S3	75-77	————	————
S3/S3A-400 (two-strk triple)	74-75	————	————
KZ440A1 LTD	1980	20-5046	————

EQUIPMENT & TOOLS

HARD PARTS

CARB & FUEL

IGNITION/ELECTRICAL

CONTROL

SUSPENSION

ACCESSORIES

MARINE

AUTOMOTIVE

KAWASAKI® STREET APPLICATION	YEAR	POINTS EACH	CONDENSER EACH
KZ440B1	1980	20-5046	—
KZ440D1 LTD Belt	1980	20-5046	—
KZ550A1	1980	20-5046-(LH) 20-5047-(RH)	20-1499
KZ650B1/B2/B2A/B3	77-79	20-5046-(LH) 20-5047-(RH)	20-1499
KZ650C1/C2/C3 Custom	77-79	20-5046-(LH) 20-5047-(RH)	20-1499
KZ650D1/D2 SR	78-79	20-5046-(LH) 20-5047-(RH)	20-1499
KZ650E1 LTD	1980	20-5046-(LH) 20-5047-(RH)	20-1499
KZ650F1	1980	20-5046-(LH) 20-5047-(RH)	20-1499
KZ750B1/B2 2-cylinder	76-77	—	—
KZ750B3/B4 2-cylinder	78-79	20-5046	—
KZ750G1 LTD 2-cylinder	1980	20-5046	—
KZ900A4/A5	76-77	20-5046-(LH) 20-5047-(RH)	20-1501
KZ900B1 LTD	1976	20-5046-(LH) 20-5047-(RH)	20-1501
Z-1/A/B-900	73-75	20-5046-(LH) 20-5047-(RH)	20-1501
KZ1000A1/A2	77-78	20-5046-(LH) 20-5047-(RH)	20-1501
KZ1000B1/B2/B3 LTD	77-79	20-5046-(LH) 20-5047-(RH)	20-1501
KZ1000C1/C1A/C2 Police	78-79	20-5046-(LH) 20-5047-(RH)	20-1501
KZ1000D1 Z1R	1978	20-5046-(LH) 20-5047-(RH)	20-1501

KAWASAKI® DUALSPORT/OFFROAD APPLICATION	YEAR	POINTS EACH	CONDENSER EACH
KD80/A2	75-76	—	—
KD80M1/M2/M3/M4	80-83	—	—
KD80M5/M6/M7/M8	84-88	—	—
MC1/MC1A/MC1B-90	73-75	—	—
MC1M/MC1M-90 (offroad)	74-75	—	—
G3TR-90 Bushmaster	69-70	—	—
G3TRA-100	1971	—	—
G4TR/G4TRA-100 Trail Boss	70-71	—	—
G4TRB-100	1972	—	—
G4TRC-100	1973	—	—
G4TRD/G4TRE-100	74-75	—	—
G5/A/B/C-100	72-75	—	—
KD100M1/M2/M3/M4	76-79	—	—
KE100A5~A10	76-81	—	—
KE100B1~B14	82-95	—	—
KM100A1~A7	76-81	—	—
KV100A7	1976	—	—
KD125/A2/A3/A4/A5	75-79	—	—
KE125A3~A8	76-81	—	—
KE125A9/A10 (A10-Canada only)	82-83	—	—
KS125/A	74-75	—	—

SUZUKI® STREET APPLICATION	YEAR	POINTS EACH	CONDENSER EACH
GS550B with ND ignition	1977	—	—
GS550B/C/N with KOK ignition	77-79	—	—
GS550EC/EN/LN	77-79	—	—
GS750B with KOK ignition	1977	—	—
GS750B/C/N with ND ignition	77-79	—	—
GS750EC/EN/LN	78-79	—	—

SUZUKI® STREET APPLICATION	YEAR	POINTS EACH	CONDENSER EACH
GS850GN	1979	—	—
GS1000C/EC/N/EN/LN/SN	78-79	—	—

YAMAHA® STREET APPLICATION	YEAR	POINTS EACH	CONDENSER EACH
RD60/A/B	73-75	20-1460	—
HT1-90/HT1B-90	70-71	20-1460	—
RD250/A/B	73-75	—	—
R5-350	70-72	—	—
RD350/A/B	73-75	—	—
RD400C/D/E	76-78	—	—
TX500/A	73-74	—	—
XS500B/C/D/E	75-78	—	—
XT500C/D/E/F	76-79	—	—
XS1/XS1B/XS2-650	70-72	20-5021**	20-1492
TX650/A	73-74	20-5021**	20-1492
XS650B/C/D/E/F/2F	75-79	20-5021**	20-1492
XS650SE/SF	78-79	20-5021**	20-1492
TX750/A	73-74	20-5021**	—

**20-5021 POINTS ARE LEFT AND RIGHT FOR THESE MODELS

YAMAHA® DUALSPORT/OFFROAD APPLICATION	YEAR	POINTS EACH	CONDENSER EACH
JT1/JT1L-60 Mini Enduro	1971	20-1460	—
JT2/JT2MX-60	1972	20-1460	—
GT1-80	1973	20-1460	—
GT80/A/B/C	73-76	20-1460	—
GT80E/F	78-79	20-1460	—
HT1-90	1970	20-1460	—
HT1B-90	1971	20-1460	—
HT1B-MX90	1971	20-1460	—
LT2/LT3-100 Enduro	72-73	20-1460	—
LT2M/LTMX-100	72-73	20-1460	—
MX100A/B	74-75	20-1460	—
AT1M/AT1MB/AT1C-MX125	69-71	20-1460	—
AT2/AT3-125	72-73	20-1460	—
MX125A/B	74-75	20-1460	—
CT1/CT1B/CT1C-175 Enduro	69-71	20-1460	—
CT2/CT3-175 Enduro	72-73	20-1460	—
DT1-250 Enduro	1968	20-1503	—
DT1B/DT1C-250 Enduro	69-70	20-1503	—
DT1S-250 Enduro	1969	20-1503	—
DT1E-250 Enduro	1971	20-1503	—
DT1C-MX250/DT1MX-250	70-71	20-1503	—
DT2/DT3-250	72-73	20-1503	—
DT250A/B/C/D/E	74-78	20-1503	—
RT1-360 Enduro	70-73	20-1503	—
RT1MX/RT1B-MX360	70-71	20-1503	—
TT500C/D/E/F/G/H	76-81	—	—
XT500C/D/E/F	76-79	—	—



EQUIPMENT & TOOLS

HARD PARTS

CARB & FUEL

IGNITION/ELECTRICAL

CONTROL

SUSPENSION

ACCESSORIES

MARINE

AUTOMOTIVE

IGNITION SWITCHES

Designed as OEM replacements. Available in two styles for some applications: One with a round key for additional theft protection and one with standard type flat key. Two keys included with each switch. Sold each.

	HONDA®	YEAR
EQUIPMENT & TOOLS	21-8220 FLAT KEY SWITCH (OEM) CBR/VF SWITCH	
	VF500F "Interceptor"	84-86
	CBR600F "Hurricane"	87-90
	VF700C "Magna"	84-86
	VF750C/S "Magna" & "Sabre"	82-83
	VF750F "Interceptor"	83-84
	CBR1000F "Hurricane"	87-88
	CB1000C "Custom"	1983
	VF1000F "Interceptor"	1984
	VF1100C "Magna"	1983
HARD PARTS	21-3816 FLAT KEY CBR600F2/F3	
	CBR600F2 "Hurricane"	91-94
	CBR600F3 "Hurricane"	95-97
	21-3828 CBR900RR FLAT KEY SWITCH	
	CBR900RR "Hurricane"	93-97
	21-1057 FLAT KEY 5-PRONG BASE WITH ACCESSORY POSITION	
	CB400F "Super Sport"	76-77
	CB550K/F "Super Sport"	77-78
	CB650/C "Custom"	79-82
	CB750A/K/L	77-79
CARB & FUEL	CB750C "Custom"/F "Super Sport"	79-82
	CB750SC "Nighthawk"	82-83
	CB900C "Custom"/F "Super Sport"	80-82
	CBX-1000	79-80
	GL1000 "Gold Wing"	76-77
	21-1058 Flat Key 6-prong base with accessory position	
	GL1000 "Gold Wing"	78-79
	GL1100 "Gold Wing"	80-81
	CBX-1000	81-82
	21-1221 Flat Key with square end plug.All CB500/550/750	
IGNITION/ELECTRICAL	21-1056 HONDA CB/CL/CA/SL IGNITION SWITCH	
	CA175 Touring	175 69
	CB175 Super Sport	69-72
	CB350 Super Sport	68-71
	CB450 Super Sport	69-71
	CB750 Four	70-71
	CL175 Scrambler	69-72
	CL350 Scrambler	68-71
	CL450 Scrambler	67-71
	SL350 Motosport	70-71
CONTROL	VF500F "Interceptor"	84-86
	KAWASAKI®	YEAR
	21-5251 FLAT KEY "NINJA" / "GPZ" SWITCH	
	EX250F2/F3/F4 "Ninja 250R"	88-90
	EX250F6/F7/F8 "Ninja 250R"	92-94
	EX500A1/A2/A3/A4/A5/A6/A7	87-93
	KZ550A3/A4/C3/C4 LTD	82-83
	KZ550F1/F2 "Spectre" & LTD	83-84
	KZ550M1 LTD	1983
	ZX550A1/A2 GPz	84-85
SUSPENSION	ZX600A1~A3/C1~C6 "Ninja 600"	85-93
	ZX600B1 "Ninja" 600 RX	1987
	KZ650H1/H2/H3 CSR	81-83
	KZ700A1	1984
	KZ750E1/E2/E3/L3	80-83
	KZ750F1 LTD	1983
	KZ750H1/H2/H3/H4 LTD	80-83
	KZ750M1 CSR Twin	1982
	KZ750N1/N2 "Spectre"	82-83
	KZ750R1 "GPz"	1982
ACCESSORIES	ZX750A1/A2/A3 "GPz"	83-85
	ZX750E1/E2 "GPZ-Turbo"	84-85
	KAWASAKI®	YEAR
	21-5249 FLAT KEY ZX6R	
	ZX600F1/F2/F3 (Ninja ZX6R)	95-97
	ZX900B1/B2/B3/B4 (Ninja ZX9R)	94-97
	21-5248 27005-1169/1179	
	ZX600E ZX-6	93-97
	ZX750L ZX-7	93-95
	ZX750M ZX-7R	93-94
MARINE	21-1518 FLAT KEY EARLY KZ900/1000 SWITCH	
	(Fits both four and six prong plug connectors)	
	KZ650B/C/D	77-79
	KZ650E1/F1	1980
	KZ750B1/B2/B3/B4 (2 cylinder)	76-79
	KZ750G1 LTD (2 cylinder)	1980
	Z1/A/B-900	73-75
	KZ900A4/A5	76-77
	KZ900B1 LTD	1976
	KZ1000A1/A2	77-78
AUTOMOTIVE	KZ1000A3/A3A/A4 MK II	79-80
	KZ1000B1/B2/B3/B4 LTD	77-80
	KZ1000C1/C1A/C2/C3/C4 "Police"	78-81
	KZ1000D1 ZIR	1978
	KZ1000D3 ZIR	1980
	SUZUKI®	YEAR
	21-3826 FLAT KEY SWITCH (OEM) GSXR/GSF	
	GZ250	99-09
	GSF600S "Bandit"	96-03
	GSX-R600V/W/X/Y	97-00
GSX600F "Katana"	98-06	
GSX750F "Katana"	98-06	
GSX-R750W P/R/S	93-95	
GSX-R750T/V/W/X	96-99	
TL1000S	97-01	
TL1000R	98-03	
GSF1200 "Bandit"	97-05	
21-8211 FLAT KEY SWITCH (OEM)		
GSF400M/N/P "Bandit"	91-93	
GS500EK-EW	89-96	
GSX600FJ-FV "Katana"	88-97	
GSX-R600WN/WP	92-93	
RF600RR/RS/RT	94-96	
GSX750FK-FV "Katana"	89-97	
GSXR-750J/K/L/M/N	88-92	
GSX-R750WP	1993	
VX800L/M/N/P	90-93	
RF900RR/ RS/ RT/ RV	94-97	
RF900RZS	1995	
GSX1100GM/GN/GP (Shaft)	91-93	
GSXR-1100K/L/M/N	89-92	
GSXR1100WP/WR	93-94	
21-1237 FLAT KEY SWITCH (OEM)		
GS450ET/EX/EZ	80-82	
GS450LT /LX/LZ/LD	80-83	
GS450ST/SX	80-81	
GS450TX/TZ/TXZ/TXD	81-83	
GS550B/C/EC/N/EN/ET	77-80	
GS550LN/LT/LX/LZ	79-82	
GS550TX	1981	
GS550MZ Katana	1982	

GS650EX/EZ	81-82
GS650GX/GZ/GD	81-83
GS650GLX/GLZ/GLD	81-83
GS650MD Katana	1983
GS750C/EC/N/EN	78-79
GS750LN/LT/LX	80-81
GS850GLT/GLX/GLZ/GLD	80-83
GS1000LN/SN	1979
GS1000GLT/GLX	80-81
GS1100EZ/ED	82-83
GS1100GLZ/GLD	82-83
GS1100LT	1980

YAMAHA® YEAR

21-5209 FLAT KEY SWITCH (OEM)

SR250G/H/J "Exciter"	80-82
SR250TH "Exciter II"	80-82
SRX250T/TC	1987
XS400H "Special II"	1981
XS400SH/SJ "Heritage Special"	81-82
XS400RJ/RK "Seca"	82-83
XV500K "Virago"	1983
XJ550H/J/K "Maxim"	81-83
XJ550RH/RJ/RK "Seca"	81-83
FJ600L/LC/N/NC	84-85
FZ600S/SC/T/TC/U/UC	86-88
FZR600W/WC/AC	89-90
FZR600RA/RAC/RB/RBC/RD/RDC	90-92
FZR600RE/REC/RF/RFC/RG/RGC	93-95
FZR600RH/RHC/RJ/RJC	96-97
XJ600SD/SDC/SE/SEC "Seca II"	92-93
XJ650G/H/J/K "Maxim"	80-83
XJ650LH "Midnight Maxim"	1981
XJ650RJ "Seca"	1982
XS650H "Special II"	1981
XS650SH "Special"	1981
XS650SJ/SK "Heritage Special II"	82-83
FZ700T/TC	1987
FZ750N/S/SC	85-86
FZ750U/UC	1988
FZR750RT/RU	87-88
XJ750K "Maxim"	1983
XJ750MK "Midnight Maxim"	1983
XS750SE/SF	78-79
XV750H/J/K "Virago"	82-83
XV750MK "Midnight Virago"	1983
XS850LH/SH "Special"	1981
XJ900RK "Seca"	1983
XV920RH/RJ (Euro) "Virago" (CHAIN DRIVE ONLY)	81-82
IMPORTANT NOTE: DOES NOT FIT XV920J/K & MK VIRAGO (SHAFT DRIVE) (82-83)	
FZR1000T/TC/U/UC	87-88
FZR1000W/WC/A/AC/B/BC	89-91
FZR1000D/DC/E/EC	92-93
FJ1100L/LC/N/NC	84-85
FJ1200S/SC/T/TC	86-87
FJ1200W~AEC (ABS)	89-93

PROBULATOR LEAD SET

- Enter connector housings without damage to connector or cable
- Establish sure electrical contacts within connectors
- Accepts standard 4mm Ø banana plugs
- Coated brass scoop-points resist corrosion, 2 pairs per set

35-2556 Probulator Lead Set




21-8220	21-3828	21-1057
21-1058	21-5251	21-5249
21-1221	21-1056	21-3826
21-5248	21-1518	21-1237
21-5209	21-8211	

SWITCH BASE REPAIR KIT

Includes a switch base and cover. Fits OEM and K&L 6 pin ignition switches. (21-1058)
Sold each.

21-1239 Main Switch Base Repair:
Honda 35101-431-037



UNIVERSAL IGNITION SWITCH

Comes in die cast housing with two keys. Switch has three positions for operating. Sold each.

21-5210 Universal Ignition



UNIVERSAL ON-OFF SWITCH

Universal type switch has three positions: top and bottom are on, center is off. Can also be used as an on-off headlight switch for ATV and off road applications. **Made in Japan.**

21-1219 Universal on-off switch



EQUIPMENT & TOOLS

HARD PARTS

CARB & FUEL

IGNITION/ELECTRICAL

CONTROL

SUSPENSION

ACCESSORIES

MARINE

AUTOMOTIVE

EQUIPMENT & TOOLS

IN-TANK FUEL PUMP SUB ASSEMBLY

Here is a better alternative to replacing an entire fuel pump. Includes pump only, no strainer or cover. Sold each.

18-5925 Fuel Pump sub-assembly



HONDA® APPLICATION

CBR600F	01-06
CBR600F4	01-03
CB900F	02-07
CBR900RR	00-03
CBR1100XX	99-06
CB1000C Custom	1983

HARD PARTS

CARB & FUEL

UNIVERSAL FUEL PUMP POINT SWITCH KIT

New from K&L, kit includes one set of fuel pump point switches. This set is not available through dealerships, and allows **repair** rather than replacement of costly OEM fuel pumps. Sold each.

18-4615 Universal Fuel Pump Point Switch Kit

HONDA® APPLICATION


CBR600	87-98
VT600	88-98
VT750	97-03
CBR900RR	92-95
CBR1000F	87-91

KAWASAKI® APPLICATION

ZX1000	88-90
VN1500D Classic	96-97
VN1500E Classic	98-99
VN1500G Tourer	98-99
ZX600 ZX-6R	95-01
ZX600E	93-01
ZX750 ZX-7, 7R	91-02
ZX900 ZX-9, 9R	94-03

YAMAHA® APPLICATION

YZF-R6	99-02
FZR1000	87-95
FZS1000 Fazer	01-05
YZF-R1	98-01
FJ1200	88-92



IGNITION/ELECTRICAL

CONTROL

SUSPENSION

FUEL PUMP RELAY (SOLENOID)

Direct replacement for OEM fuel pump relay. No modifications required. Sold each and available for the following applications:

HONDA® ATV

18-8785	38580-HP5-601
TRX420FA	2008-2014
TRX420FE	2007-2013
TRX420FM	2007-2013
TRX420FPA	2009-2014
TRX420FPE	2009-2013
TRX420FPM	2009-2013
TRX420TE	2008-2013
TRX420TM	2007-2013
TRX500FE	2012-2013
TRX500FM	2012-2013
TRX500FPE	2012-2013
TRX500FPM	2012-2013
TRX680FA	2008-2018
TRX680FGA	2008-2009
TRX700XX	2008-2009

18-8785



ACCESSORIES

MARINE

AUTOMOTIVE

HONDA® OFF ROAD

18-8785	38580-HP5-601
CRF450L	2019
CRF450X	2019

480 MULTIMETER

AutoRanging Multimeter with 43 test ranges. 600V AC/DC, 10A Max current, 40M resistance. Tests Diodes, audible continuity signal.

35-9013 480 Multimeter



TURN SIGNAL FLASHER UNITS (RELAY)

Designed to replace OEM Honda, Kawasaki and Suzuki models. Can also be used in universal applications. Sold each.



NOTE: FOR OFF-ROAD USE ONLY. NOT D.O.T. APPROVED.

21-6554	12V/23W	Round Honda	(2-Prong) OEM 38310-415-671
21-4854	6V/8W	Round Kawasaki	OEM 27002-010/013
21-4341	12V/23W	Square Kawasaki	OEM 27002-1053
21-4341	12V/23W	Square Suzuki	OEM 38610-31310
21-4342	12V/10W	Round Kawasaki	OEM 27002-011
21-5762	12V	Square (small)	Universal applications
21-6570	12V/23W	Round Honda	OEM 38310-415-671 (3-Prong)



HONDA® APPLICATION	YEAR	HONDA® APPLICATION	YEAR
21-6570 12V/23W ROUND OEM 38310-415-671 (3-PRONG)		CB750L	1979
MB5	1982	CB900C	80-82
NU50/M	82-83	CB900F	81-82
NX50M	81-82	CBX-1000	79-82
C70	82-83	GL1000 "Goldwing"	1979
NH80MD	1983	GL1100 GL1100I/A	80-82
CM200T	81-82	KAWASAKI® APPLICATION YEAR	
XL200R	1983	21-4854 6V/8W ROUND KAWASAKI OEM 27002-010/013	
CM250C	82-83	AR50 AR80	1982
XL250R	82-83	MC1A/B	74-75
CB400T/T1/T2/ Hawk	79-81	G5B/C	74-75
CM400A/C/E/T All	79-81	KE100A5~B9 Dual-Sport	76-01
CB450SC/T NightHawk	82-83	KM100A1~A7 Off-Road	76-81
CM450A/C/E	82-83	KV100A7 Off-Road	1976
CX500 CX500C/D/TC/	79-82	KE125A3~A10 Dual-Sport	76-83
FT500	82-83	KS125 KS125A Dual-Sport	74-75
GL500 GL500I Silver Wing	81-82	GT4TR GT4TRA~E "Trail Boss"	70-75
XL500R	1982	F6 F6A/B Dual-Sport	71-73
CB650 CB650C/SC	79-81	F7 F7A~D Dual-Sport	71-75
Nighthawk		F11 F11A/B Dual-Sport	73-75
CX650 "Turbo"	1983	21-4341 12V/23W SQUARE OEM 27002-1053	
GL650 GL650I Silver Wing	1983	BN125A4~A9F	01-09
CB750C/SC Nighthawk	80-83	"Eliminator"	
CB750F	77-82		
CB750K	79-82		

KMX125A12~A14	99-01	KZ1000-B1~B4/K1/K2	77-82
EL250B1~E4 "Eliminator"	88-94	"LTD"	
KLR250D2~D22	85-05	KZ1000-C1~C4/P1~P9	78-90
EX250E1/E2/F2~F8	86-94	"Police 1000"	
"Ninja 250"		KZ1000-E1/E2 "Shaft"	79-80
EN450A1~A6 "Ltd 454"	85-90	KZ1000-D1/D3 "Z1R"	78-80
EN500A1~A7	90-96	KZ1100-B1/B2 "GPz"	81-82
KZ550F2	1984	KZ1100-L1 "LTD Shaft"	1983
ZR550B3/B4 Zephyr	92-93	KZ1100-A1~A3 "Shaft"	81-83
KL600A1/B1/B2	84-86	KZ1100-D1/D2 "Spectre"	82-83
KLR650A1~A7F	87-07	KZ1300-A1~A4/B2	79-82
KLX650C1~C4	93-96		
KL650B2/B3 "Tengai 650"	90-91		
ZR750C1~C3 "Zephyr 750"	91-93		
ZX900B1~B4 "Ninja ZX 9R"	94-97		
VN1500A10~13/C3/C4 "Vulcan 1500"	96-99		
VN1500A1~A9 "Vulcan 88"	87-95		
VN1500B1~B3 "Vulcan 88 SE"	87-89		
21-4342 12V/10W ROUND OEM 27002-011		SUZUKI® APPLICATION YEAR	
KZ200-A1/A1A/A2	78-79	21-4341 12V/23W SQUARE OEM 38610-31310	
KH250	1976	XN85D	1983
KZ250-D1/D2/L1 "CSR" "CSR Belt"	80-82	GN125	91-95
KZ250-W1 "Ltd Belt"	1983	GN125Z	1983
S1-A/B/C 250 "Mach I"	73-75	SP200	86-88
KZ305-A1/A2 "CSR"	81-82	GN250	82-88
KZ305-B2/B3 "LTD"	1982	GS250T	80-81
EX305-B1 "GPz"	1983	GS300L	82-85
S2/S2-A 350 "Mach II"	72-73	DR350SET	90-94
KH400 KH400A1~All	74-79	GSF400 "Bandit"	91-92
S3/S-A 400 "Mach II"	74-75	GS425E/L	1979
KZ440-B1/B2/G1	80-82	GS450E	80-83
KZ440-A1~A4 "LTD"	80-83	GS450GA	82-85
KZ440-D1~D5 "LTD Belt"	80-83	GS450L "Cruiser"	80-88
KH500-A8	1976	GS450ST/SX "Sport"	80-82
H1 H1-C/D/E/F 500 "MarchIII"	69-75	GS450T/TX	81-83
H2 H2-B/C/ 500 "MarchIV"	72-75	GS500E	89-92
KZ550-A1~A4	80-83	GS550E	77-79, 83
KZ550-C1~C4 "LTD"	80-83	GS550 EF/ES/ES3/ESE/ESF/ESG	79-80, 83, 85-86
KZ550-D1/H1/H2 "GPz"	81-83	GS550L	1982
KZ550-M1/F1	1983	GS550M	1982
KZ650-B1~B3/F1	77-80	GS550T	1981
KZ650-H1~H3 "CSR"	81-83	SP600	1985
KZ650-C1~C3 "Custom"	77-79	GSX600F "Katana"	88-92
KZ650-E1 "LTD"	1980	DR650SM	90-91
KZ650-D1/D1A/D2 "SR"	78-79	GS650E	81-82
KZ700-A1	1984	GS650G/GL	81-83
KZ750-B1~B4/E1~E3/L3/K2	76-84	GS650M	1983
KZ750-M1 "CSR Twin"	1982	LS650F/P "Savage"	86-88, 95
KZ750-H1~H4 "LTD"	80-83	GS700E/ES	1985
KZ750-R1 "GPz"	1982	GV700GL "Madura"	1985
KZ750-K1 "LTD Belt"	1983	VS700GLEF/EP/F/P	89-87
KZ750-G1 "LTD II"	1980	"Intruder"	
KZ750-F1 "LTD Shaft"	1983	GS750B/C/EC/EN/N	77-79
KZ750-N1~N2 "Spectre"	82-83	GS750ES	1983
KZ900-A1/A5	76-77	GS750T	82-83
KZ900-B1 "LTD"	1976	GSX 600F "Katana"	88-92
KZ1000-A1~A4/J1~J3	77-83	GSX 750F "Katana"	89-92
KZ1000-G1 "Classic"	1980	GSX-R750G/H	86-87
KZ1000-M1/M2	81-82	GSX-R750L	88-90
KZ1000-R1-2 "Eddie Lawson Replica"	82-83	GSX-R750N	91-92
		GSX-R750R	86-87
		VS750FLPM	88-91
		VX800	90-92
		GS850G	1979
		GS1000C/EC/EN/N	78-79
		GS1000L/S	1979
		GSX1100F "Katana"	88-93
		GSX1100G	91-93
		GSX-R1100	86-92
		VS1400 "Intruder"	87-92

EMGO - HONDA MX KILL/ENGINE STOP SWITCHOEM direct replacement of stock switch assembly: 35130-MEN-A71
13 - 14 CRF450R**21-6834** Emgo Honda MX Kill/Engine Stop S**EMGO - HONDA MX MODE CHANGE BUTTON**OEM direct replacement of stock switch assembly: 35300-MEN-B11
15 - 17 CRF250R
15 - 16 CRF450R**21-6839** Emgo MX Mode Change Button**EMGO - KAWASAKI MX LAUNCH MODE BUTTON**OEM direct replacement of stock switch assembly: 27010-0812
13 - 19 KX250F
12-18 KX450F**21-6840** Emgo Kawasaki MX Launch Mode Button

EQUIPMENT & TOOLS

HARD PARTS

CARR & FUEL

IGNITION/ELECTRICAL

CONTROL

SUSPENSION

ACCESSORIES

MARINE

AUTOMOTIVE

EQUIPMENT & TOOLS

HARD PARTS

CARB & FUEL

IGNITION/ELECTRICAL

CONTROL

SUSPENSION

ACCESSORIES

MARINE

AUTOMOTIVE

REPLACEMENT KILL SWITCHES

All kill switches listed are normally open and provide a connection to ground when operated. Direct plug-in into stock wiring harness. Sold each.

HONDA®

21-1224 (two wire plug-in) 35130-KT0-670, 35130-KZ3-860	
CR60R	83-84
CR80R	80-85
CR85R RB	03-04
CR125	79-85
XR200 XR200R	80-88
CR250R	80-97
XR250 XR250R	80-92
XR350R	83-85
CR450	1981
CR480	82-83
CR500R	84-85
XR500 XR500R	80-84
XR600R	85-87

KAWASAKI®

21-6707 (two wire plug-in) 27010-1350, 27010-1161	
KX60	85-03
KDX80	84-88
KX80 KX80 "Big Wheel"	84-90
KDX125	84-02
KDX200	84-06
KDX220	97-05
KDX250	84, 91-94
KLX250	94-96
KX250	84-02
KXT250 "Tecate"	1985
KLX300	97-07
KX500	84-04
KLX650	93-96



21-1224



21-6707

SUZUKI®

21-6708 (2 wire plug-in) 37820-14X50, 37820-27C00	
JR50	00-06
RM50	78-90
RM60	79-83
DS80	96-00
JR80	01-04
RM80	77-85, 96-01
RM80S	86-95
RM85	02-08
RM85L	03-08
RM100	76-81
RM125	75-80, 86-88
RM125M	89-91
RM125S	92-95
RM250	76-79, 86-88
RM250N	89-92
RM250S	93-95
RMX250T	89-96
RMX250W	97-98
RM400	78-79

YAMAHA®

21-6706 (2 wire plug-in) 23X-83976-00-00, 22W-83976-00-00	
YZ60J	1982
IT175J/K	82-83
YZ80 All	86-01
YZ85 "Race Kart"	02-03
YZ85P/R/S	02-04
YZ100D~K	77-83
YZ125L1/N/T/U/W/A	84-90
YZ125 "Race Kart"	02-03
TT125RM/RMC	2000
TTR125LM/LP	00,02
TTR125 TTR125L	00-04
YZ125	77-04
IT200L/N/S	84-86
WR200	1992
TT225S/T	86-87
IT250H/J/K	81-83
YZ250 "Motocross"	84-90, 91-97, 01
WR250	01
YZ250	77-11
TY350N/S/T "Trials"	85-86
YZ400F "Motocross"	98-99
WR400FK~FM	98-01
YZ400/F	77-79
WR426F	2001
YZ426FM FN	00-01
IT465	81-82
YZ426G/H	80-81
IT490K/L	83-84
YZ490 YZ490 "Motocross"	82-90
WR500ZD/ZE	92-93
TT600K/L/N/S	83-86



21-6708



21-6706




BRAKE LIGHT SWITCHES

HONDA®

21-1235 Front Brake Switch 35340-MM5-600 (or) 35340-MA5-671	
CB50R	2004
NHX110	2004
CB125TT	1990
PCX125	2011
SH150I	2010
CRF230L/M	08-09
CN250	85-09
NX250	88-90
PS250	05-06
CMX250C All	85-87,96-97,99-09
NSS250 NSS250A	01-07
NSS250AS NSS250S	04-07
VTR250	88-90
XR250L	91-96
XL350	84-85
CB400F/T	81, 89-90
CM400A/C/T	1981
CB450SC/T	83-86
CM450A/C	82-83
CMX450C	86-87
FT500	82-83
GB500	89-90
GL500 GL500I	81-82
CX500C/D/TC	81-82
VF500C/F	84-86
VT500C/FT	83-86
CB550SC	1983
CB600F	04,06
CBR600F CBR600F2~3	87-06
CBR600RR	03-06
CBR600SE	1998
CBR600SJR	1996
FSC600 FSC600A/D	02-10
VT600C VT600CD/CD2	88-07
XL600R/V	83-90
CB650 CB650C/SC	81-85
GL650 GL650I	1983
NT650	88-91
NX650	88-89
CX650C/T	1983
XR650L	93-09
CB700SC	84-86
NSA700A	2009

HONDA®

NT700V NT700VA	2010
VF700C/F/S	84-87
VFR700F/F2	86-88
VT700C	84-87
CB750 CB750C/F/K/SC	81-83
RVF750R RC45	1994
VF750C	83-84, 88, 94-03
VF750CD/C2	95-00
VF750F	83-84
VF750S	82-83
VFR750F	86, 90-97
VFR750R RC30	1990
VT750 All	98-10
PC800	89-90, 94-98
VFR800 VFR800A	02-09
VFR800FI	98-01
VT800C	1988
CB900	81-82, 02-07
CBR900	93-03
CBX-1000	81-82
CB1000 CB1000C	1984, 94-95
CBR1000F	87-96
RVT1000R	00-06
VF1000F/R	85-87
VTR1000F	98-05
CB1100F	1983
CBR1100XX	97-03
GL1100 GL1100A/I	82-83
ST1100 ST1100A/P	91-02
VF1100C/S	83-86
VT1100C/C2/C3/D2/T	85-07
GL1200 GL1200A/I/L	84-87
VFR1200F	2010
ST1300 ST1300A/P/PA	03-10
VT1300C All	2010
VTX1300C/R/S/T	03-09
GL1500	91-03
VXT1800	02-08




21-1235

HONDA®

21-1234 Rear Brake Switch 35350-KJ9-405	
XL75	77-79
XL80S	80-83
XL100 XL100S	76-83
CB125S	76-82
CT125	1977
MT125	1976
XL125 XL125S	76-80
XL175	76-78
CM185T	78-79
XL185S	79-80
CB200T	1976
CM200T	80-82
CM250C	82-83
MT250	1976
XL250S	78-80
CB360T	1976
CJ360T	76-77

HONDA®

CB400	76-81
CM400	79-81
CB450SC/T	82-86
CM450A/C/E	82-83
CB500T	1976
CB550F/K	1976
CB750A/F/K	1976
GL1000 GL1000LTD	76-79




21-1234

KAWASAKI®

21-1238 Front Brake Switch
27010-1170

AN110-C6/C7/D2/D3	00-02
AN112-D2/D3	03-04
KMX125-A12~14	99-01
EL250 "Eliminator"	88-94
KL250-D8~D22	91-05
KSF250-A14~18" Mojave"	00-04
EX250 "Ninja 250R"	86-12
KL250G4~8" Super Sherpa"	00-04
KLF300B11-17 "Bayou"	98-04
KLF300C10~17" Bayou4x4"	98-05
KEF300A6 "Lakota 300"	2000
KEF300B1~3 "Lakota 300"	01-03
KLF400-B6" Bayou 400 4X4"	98-99
ER500A3/A4/C1/C2	99-02
EX500A1~A7	87-93
EX500D1~D12" Ninja 500R"	94-05
EN500A1~A7 "Vulcan 500"	90-96
EN500C1~C10" VulcanLTD"	96-05
ZR550B1~B4 "Zephyr"	90-93
ZL600A1/A2 Eliminator	86-87
ZL600B2/B3 Eliminator	96-97
ZX600 ZX600R/RX Ninja	85-97
ZX-6 ZX-6R ZX-6RR Ninja	90-04
ZX636B1/B2" Ninja ZX-6R"	03-04
KL650A1~A19	87-05
KLX650C1~C4	93-96"
KVF650A1/A2" Prairie 4X4	02-03
KVF650B1/B2" PrairieAdv"	02-03
KL650B2/B3 "Tengai"	90-91
EJ650A2/A3	00-02
KSV700A1/A2/B1/B2	04-05
ZX750F1~F4" Ninja 750R"	87-90
ZX750 "Ninja ZX-7"	89-95
ZX750 "Ninja ZX-7R"	91-03
ZX750 "Ninja ZX-7RR"	96-97
VN750A7~A21 "Vulcan"	91-05
ZR750C1~C3 "Zephyr"	91-93
ZR750-F2 "ZR-7"	2000
VN800A1~11/C1~2" Vulcan"	95-05
VN800B1~B10" Vulcan Classic"	96-05
ZL900A1~2" Eliminator"	85-86
ZX900A1~A3 "Ninja"	84-86
ZX900 "Ninja ZX-9R"	94-03
ZG1000A "Concours"	86-08
ZX1000R ZX-10" Ninja"	86-90
ZX1000RC1 ZX-10R Ninja	2004
KZ1000P "Police 1000"	91-05
ZL1000A1 "Eliminator"	1987
ZX1100E/F "GPZ 1100"	95-97
ZX1100 ZX-11 "Ninja"	90-01
ZR1100A "Zephyr"	92-95
ZR1100C3~C4 ZRX1100	99-00
ZX1200 ZX-R "Ninja"	00-04
ZG1200A" Voyager XII"	1986
ZR1200A "ZRX1200R"	01-03
ZX1200C "ZZR1200"	02-03
VN1500 "Vulcan 88 /SE"	87-95
VN1500" Vulcan1500 All"	96-05
VN1600 "Vulcan Classic"	03-05
VN2000 "Vulcan 2000"	2004




21-1238

SUZUKI®

21-1238 Front Brake Switch
57460-17C00

DR125SE	94-96
GN125E	91-96
DR200SE	96-05
DR250S	90-95
GZ250	99-07
LT-F250	02-06
LT-Z250	04-08
DR350S	90-99
DR-Z400	00-04
GSF400 Bandit	91-93
LT-A400 LT-A400F/C	02-07
LT-F400 LT-F400F	02-07
LT-Z400 LT-Z400Z	03-07
GS500E	01-02
GS500E	89-00
LT-A50 LT-A500F	02-03
LT-F50 LT-F500F	98-03
GSF600S	96-03
GSX600F Katana	88-03
GSX-R600	92-03
RF600RT RF600R	94-96
AN650 Burgman	03-05
DR650S	90-05
LS650F Savage	86-88, 1995
LS650P	86-88, 95-04
SV650 SV650A/S/SA	99-07
GSX750F Katana	89-03
GSX-R750	88-03
VS750G Intruder	88-91
VL800 VL800T/Z	01-05
VS800G Intruder	92-05
VX800	90-94
VZ800 Marauder	97-03
RF900RV	94-97
DL1000 V-Strom	02-06
GSX-R1000 GSX-R1	01-04
SV1000S	03-05
TL1000R/S	97-03
GSX1100F Katana	88-93
GSX-R1100	89-98
GSF1200 GSF1200S	97-05
GSX1300R Hayabusa	99-03
VS1400GLPS/GLP	87-03
VL1500 Intruder LC	98-04



21-1238

SUZUKI®

21-1240 Front Brake Switch
Switch57460-49300

GS250T	80-81
GN400T/TX/XT/XX	80-82
GS425L	1979
GS450 ALL	80-82
GS550	79-86
GS650(MODEL X/Z)	81-83
GV700E/ES/GL	1985
GS750E/ES/L/S/T	79-83
GS850G/GL	80-83
GS1000E/G/GL/L/S	79-82
GS1100	80-83
GV1200GLF/F2/G	85-86



21-1240

YAMAHA®

21-0921 Rear Brake Switch 1J7-82530-00-00 1J7-82530-20-00

LB50PE/F	78-79
LB802AC/D/E	76-78
LB80IIHC	1976
XS2-D	1977
XS650SE/SF/SG	78-80
XS750 XS750D/2D/E	77-78
XJ1100J	1982
XS1100E	78-81



21-1222

UNIVERSAL®

21-1222 Frame mounted rear brake switch

NEUTRAL SWITCHES

Replacement for Stock Switch. **Made in Japan.** Sold each.



21-3379



21-3380



21-3395



21-3396

HONDA®

21-3379 Ref# 35600-MAW-601

VT600 "Shadow"	89-07
XL600V "Transalp"	89-90
NT650	89-91
VT750C "Shadow"	98-10
NT700	2010

21-3380 Ref# 35600-KE8-003

ATC250ES/SX	1985
TRX250	1985
VTR250	88-90
VF500F	84-86
CB600F	04-06
CBR600F2/F3/RR	91-06
NX650	1989
RVF750R	1994
VFR700F/F2	86-87
VF750C "Magna"	94-03
VFR750R/F	86-97
VFR800	98-09
CBR900F/RE/RR	93-07
RVT1000R RC51	00-06
VTR1000"Superhawk"	98-05
CBR1100XX	97-03
ST1100 ST1100A/P	91-03
VT1100 "Shado" w	85-07
VTX1300C	03-09
VTX1800C	02-08

21-3395 Ref# 35600-MK4-860

GB500	89-90
XR650L	93-09
ST1300	03-11

21-3382 Ref# 35600-425-023

VT600C	1988
NT650	1988
VT700C	84-87
CB750 C/F/K /SC	79-83
PC800	89-98
VT800C	1988
CB900 C/F	80-82
CB1100F	1983

21-3396 Ref# 35600-HA0-003

ATC250	86-87
TRX250 E/T	92-11
TRX300	88-09
TRX350 F/T	00-06
TRX400EX	99-09
TRX450ER	06-09
TRX700XX	08-09
CBR1000RR	04-07
VFR1200	2010

EQUIPMENT & TOOLS

HARD PARTS

CARB & FUEL

IGNITION/ELECTRICAL

CONTROL

SUSPENSION

ACCESSORIES

MARINE

AUTOMOTIVE

EQUIPMENT & TOOLS

HARD PARTS

CARB & FUEL

IGNITION/ELECTRICAL

CONTROL

SUSPENSION

ACCESSORIES

MARINE

AUTOMOTIVE

RADIATOR FAN (THERMO) SWITCHES

Designed for Stock Replacement use. **Made in Japan.** Sold each.



21-7346

21-7347

21-7348

21-7350

HONDA®

21-7351 Ref# 37760-MT2-003	ZX1200 ZX-12R	02-06
CRF250X	ZX1200 ZZR1200	02-05
NSS250		01-07
CB600F		04-06
CBR600		91-06
VT600 "Shadow"		91-07
VFR700F		86-87
VF750C "Magna"		94-03
VFR750 "Interceptor"		86-97
VT750C "Shadow"		98-09
PC800		89-98
CBR900RR		93-01
CB1000		94-95
CBR1000F		87-96
RVT1000R		00-01
VTR1000		98-05
CBR1100XX		97-00
ST1100P		2003
VT1100C "Shadow"		98-07
VTX1300		03-09
GL1500G "Goldwing"		88-00
GL1500C "Valkyrie"		97-03
VTX1800		02-08
21-7346 Ref# 37760-MB9-000		
GL1000 "GoldWing"		75-79
GL1100 "GoldWing"		80-83
GL1200 "GoldWing"		84-87

KAWASAKI®

21-7347 Ref# 27010-1443		
EX250 "Ninja"		08-12
KLX250S		09-12
ZX600 ZX-6RR		03-04
ZX636 ZX-6R		03-04
KLR650		08-11
KVF650 "Brute Force"		11-12
ZR750 Z750S		05-06
ZR1000 Z1000		03-06

KAWASAKI®

ZX1200 ZX-12R	02-06
ZX1200 ZZR1200	02-05
21-7348 Ref# 27010-1202	
KLF400B "Bayou"	93-99
KVF400 "Prairie"	97-02
ZX600 ZX6	90-02
ZX600 ZZR600	03-05
KVF650 "Brute Force"	05-10
KVF650 "Prairie"	02-03
KSV700 KFX700	04-09
KVF700 "Prairie"	04-06
KVF750 "Brute Force"	05-07
ZX750 ZX-77R/7RR	89-03
VN800 "Vulcan"	95-05
ZX900 ZX-9R	94-97
ZG1000 "Concours"	86-06
ZX1000 ZX10	88-90
ZX1100 ZX-11	90-01

SUZUKI®

21-7347 Ref# 17680-50F10		
AN400 "Burgman"		03-09
AN650 "Burgman"		03-09
DL650 "V-Strom"		04-11
SV650		03-08
21-7349 Ref# 17680-50F70		
LT-Z400		03-08
LT-A500F		00-07
LT-F500F		98-07

AIR TEMP SENSOR

Designed for Stock Replacement use. **Made in Japan.** Sold each.

SUZUKI®

21-1478 Ref# 13650-61B00		
GSXR600		01-05
AN650 "Burgman"		03-11
GSXR750		96-05
GSXR1000/Z		01-06
SV1000/S		03-07
TL1000R		98-03
TL1000S		97-01
GSX1300R "Hayabusa"		99-07



WATER TEMPERATURE SENDING UNITS

Direct Replacement for Stock Applications. **Made in Japan.** Sold each.



21-3432

HONDA®

21-3410 Ref#37750-KV3-951		
RVF750R		1994
CBR900RR		98-99
VTR1000F		01-05
21-3411 Ref#37750-MAZ-003		
TRX450ER		06-14
TRX450R		04-09
TRX500FA		01-14
TRX500FGA		04-08
TRX500FPA		09-14
TRX650FA		03-05
TRX650FGA		04-05

21-3412 Ref#37870-RZA-007

TRX500FE/EM/FPI		12-13
21-3428 Ref# 37750-PC1-004		
CBR600F		87-90
CBR600F2		91-94
CBR600F3		95-98
VT600		88-00
XL600		89-90
NT650 "Hawk"		88-91
VF750C "Magna"		94-03

VFR750 "Interceptor"		90-97
PC800		89-90
PC800		94-98
CBR900RR		93-97
CBR1000		87-96
ST1100		91-03
VT1100		85-07
GL1500 "Goldwing"		88-00

21-3432 Ref# 37750-611-154

CX500		78-82
GL500		81-81
CX650		1983
GL650		1983
GL1000		75-79
GL1100		80-83
GL1200		84-87

SUZUKI®

21-3450 Ref# 34850-50A00		
RF600		94-96
GSX-R750		93-95
VS800		92-00
RF900		94-97
GSX-R1100		93-98

OIL PRESSURE SWITCH

Replacement for Stock Switch. **Made in Japan.** Sold each.



HONDA®

21-1463 Ref# 37240-P13-013		
CB400A/T/II/T/II		78-81
CM400A/C/E/T		79-81
CX500 CX500C/D		78-81
GL500 GL500I		1981
CB550F/K		76-78
CB650 CB650C/SC		79-82
NSA700A		2009
CB750A		76-78
CB750C "Custom"		94-03
CB750F/K		76-82
CB750L		1979
CB750SC		82-83
CB900C		80-82
CB900F		81-82

HONDA®

CB900F		02-07
CB900RE/RR		00-03
CBR1000RR		04-08
VF1000F "Interceptor"		1984
CBR1000RR-R		
"Repsol-Edition"		05-07
CBX		79-82
GL1000 GL1000Ltd		76-79
VF1000R		85-86
CBR1100XX		01-03
GL1100 GL1100I		80-81

TETHER LINE ON-OFF SWITCH

Deadman type Switch with mounting bracket. Comes complete with wire & rubber cover to keep dirt and water out.

21-8445 Tether Line On-Off Switch



TURN SIGNAL STEMS

Stock style replacements, Sold each.

HONDA®		
23-6581	33490-MK3-000 33490-MB1-003	
CB550		1983
CX650C		1983
VF700C		85-86
VT700C		84-85
VF750C		1982
VT750C		1983
CB1000C		1983
VF1100C		83-86
VT1100C		85-86
23-4746 33690-KR3-672		
CMX250C		85-87
CMX250CD		1986
CMX450C		86-87



OEM STYLE REPLACEMENT TURN SIGNALS

Designed as OEM replacements. Sold Each.


HONDA®		
23-0341	Front	CB650SC/CB1000C
23-0161	Rear	CB650SC/CB1000C
YAMAHA®		
23-0165	F/R	XJ550/XJ650 Maxim



MINI STALK MARKER LIGHTS

Customize the look of almost any dual sport/offroad motorcycle with these mini stalk turn signals. Sold in pairs. Replacement bulb sold box/10. **NOTE: FOR OFFROAD USE ONLY. NOT D.O.T. APPROVED.**

DESCRIPTION	SHORT STALK I	SHORT STALK II	BULB BOX/10
Black/Amber (single filament)	23-5589		
Black/Amber (dual filament)		23-7963	23-7905



SHORT STALK I



SHORT STALK II

FLUSH MOUNT MARKER LIGHTS

NOTE: FOR OFFROAD USE ONLY. NOT D.O.T. APPROVED.

DESCRIPTION	SIGNAL	BULB(BOX/10)
Black/Amber (single filament, pair)	—	23-7943
Black/Amber (dual filament)	—	23-7905
Black/Clear (single filament)	23-7971	23-7915
Black/Clear (dual filament)	23-7969	23-7916



ALUMINUM MARKER LIGHTS

Aluminum marker lights. Sold in pairs. **NOTE: NOT D.O.T. APPROVED.**

DESCRIPTION	SIGNAL	BULB (BOX/10)
Amber (single filament)	23-7946	23-7943
Amber (dual filament)	23-7954	23-7905
Smoke (single filament)	23-7952	23-7943
Smoke (dual filament)	23-7956	23-7905
Clear (single filament)	23-7953	23-7915
Clear (dual filament)	23-7957	23-7916



REPLACEMENT BULBS for MARKER LIGHTS

Bulbs sold are clear and amber as indicated after part number. Sold box/10.

- 23-7943** Flush mount & Aluminum-12V-23W single filament (clear)
- 23-7905** Flush mount, Aluminum & Mini Stalk-12V dual filament (clear)
- 23-7915** Flush mount, Aluminum & Mini Stalk-12V single filament (amber)
- 23-7916** Flush mount & Aluminum-12V dual filament (amber)



DOT TURN SIGNALS - BLACK

Sold in pairs. Universal and custom applications. Dual filament bulbs. Dimensions: 3-1/4" length. Lens: 2-3/8"x1-3/8". Mounting stem: 1.25"x10cm.



- 23-7909** Dot Turn Signals

RETRO YAMAHA TAILLIGHT

Complete chrome reproduction OE taillight assembly. This vintage style taillight fits many early applications. It's a great addition to many classic restorations.

REPLACES OE:

Taillight Assembly: 306-84710-60-00
Taillight Bracket: 341-84751-61-93, 1E6-84551-61-35, 437-84551-61-20, 444-84751-60-20

- 23-5150** Taillight Assembly
- 23-5190** Taillight Bracket (Only)



23-5150

EQUIPMENT & TOOLS

HARD PARTS

CARB & FUEL

IGNITION/ELECTRICAL

CONTROL

SUSPENSION

ACCESSORIES

MARINE

AUTOMOTIVE

EQUIPMENT & TOOLS

KAWASAKI INSTRUMENT COVERS

Chrome covers designed to "dress up" instruments with a custom look. Kawasaki early model KZ650/750/900/1000. Sold pairs. (Speedo/Tach)

- 22-2739 Meter Top Covers
- 22-2740 Meter Base Covers



22-2739



22-2740

HARD PARTS

EMGO HEADLIGHT UNITS FOR KAWASAKI

Similar to OEM Kawasaki unit. Complete units includes shell, rim & retainer. **(HEADLIGHT & WIRING NOT INCLUDED)**

- 24-8029 Black shell (body) with chrome headlight rim/retainer
- 24-8030 Chrome shell (body) with chrome headlight rim/retainer

EMGO HEADLIGHT UNITS

Universal . Units include shell, rim & retainer, and headlight.

- 24-2917 Chrome with H4 Bulb
- 24-3218 Black/Chrome with H4 Bulb
- 23-7902 Replacement H4 bulb for 12V 60/55W P-43T
- 23-7944 12V 45/45W Universal Replacement bulb

CARB & FUEL

IGNITION/ELECTRICAL



24-8029

24-2917

24-3218

CONTROL

BATES STYLE 5-3/4" HEADLAMP

Front mounted position. H4, 12v 60/55w.

- 24-3311 Satin Black
- 24-3310 Chrome



24-3311

24-3310

SUSPENSION

ACCESSORIES

7" HEADLIGHT W/DUAL 10MM SIDE MOUNTS

Comes complete with H4 bulb and connector. Chrome

- 24-3224 7" Headlight w/ Dual 10mm Side Mounts



MARINE

HEADLIGHT RIM/ RETAINER

Rim/Retainer Assembly comes with hardware.

- 24-2484 Rim/Retainer Assembly
- | | | | |
|-----------------------|-------|-----------------------|-------|
| KH500A6 | 1976 | | |
| KZ550A/C | 80-83 | | |
| KZ650B/C/D/E/F/H | 77-83 | | |
| KZ750B1~B4/G1 (2 cyl) | 77-80 | KZ900A4 & KZ900B1 LTD | 1976 |
| KZ750E/H | 80-83 | KZ1000A/B/C/E/G | 77-80 |
| KZ750M1 CSR | 1982 | KZ1000J/K/M | 81-83 |
| Z1/A/B-900 | 73-75 | KZ1100A1/A2 Shaft | 81-82 |




AUTOMOTIVE

HEADLIGHT ASSEMBLY FOR HONDA MOPED

Designed as OEM replacement. Includes headlight bulb. Sold each.

- 23-8104 33120-147-671 - 6 volt
- NA50 Express II 79-81
- NC50 Express 77-83
- PA50/II Moped 78-83



REPLACEMENT H4 HEADLAMPS

(NON DOT APPROVED).

- 24-3303 5-3/4" Headlight Beam Flat
- 24-3216 7" Headlight Beam Flat
- 24-3304 5-3/4" Headlight Beam Standard
- 24-3220 7" Headlight Beam Standard



CHROME HEADLIGHT BRACKETS

Universal applications. Sold in pairs.

- 24-4007 Chrome Headlight Brackets
- 24-4012 Black Headlight Brackets



24-4007

24-4012

HEAVY DUTY LIGHT BRACKET

Classic style brackets. Fits 35mm-41mm fork tubes. Sold in pairs.

- 24-4020 Polished Aluminum
- 24-4022 Black



QUARTZ HALOGEN H-4 BULBS Sold each.

23-3431	12V 35/35W	P-43T
23-7902	12V 60/55W	P-43T
23-7903	12V 100/55W	P-43T
23-7907	12V 130/90W	P-43T

H4 CONNECTOR LEAD

34-6925	H4 halogen bulb replacement connector
----------------	---------------------------------------

**H8/H11 HEADLIGHT HARNESS**

34-6956	Sold in pairs
----------------	---------------

QUARTZ HALOGEN H-7 BULBS Sold each.

23-7904	12V 55W PX26D
----------------	---------------

HONDA: CBR929RR (00-01), RVT1000R (2000), CBR1100XX (97-02), GL1800

SUZUKI: GSX-R750 (00-04), GSX1300R Hayabusa (99-04) RH side



H-4 BASE P43T

H-7 BASE PX26D

HEADLIGHT BULBS

Sold in pk/10.

23-8183	6V 25/25W universal
23-8201	12V 25/25W universal
23-7944	12V 45/45W universal

TAIL LIGHT BULBS DUAL FILAMENT

Available in 12 volt only. Sold in box of 10.

23-7900	12V 32/3CP Tail light bulb
----------------	----------------------------



23-7944

23-8183

23-8201

TAIL LIGHT BULBS-SINGLE FILAMENT

Sold in pk/10.

23-7899	1156 6V bulb - Clear
23-7911	1156 12V bulb - Clear
23-7913	1156 12V bulb - Amber

TAIL LIGHT BULBS-DUAL FILAMENT

Sold in pk/10.

23-7922	1157 6V bulb - Clear
23-7923	1157 12V bulb - Clear
23-7926	1157 12V bulb - Amber



23-7899

23-7913

23-7922

23-7926

NIKKO MOTORCYCLE HORNS

Designed specifically for motorcycle applications. **Made in Japan.**

NIKKO HORNS

21-0644	SF-100C-12V	Single, chrome 12V/3 amp. 110 db.
21-0645	SFD100C-12V	Dual, chrome 12V/3 amp. 110 db.
21-0669	CF0640-6V	Single, black 6V/3 amp. 105 db.
21-0670	CF0640-12V	Single, black 12V/2.5 amp. 105 db.
21-0616	GF-4AG-00	Single, 12V/1.5 amp-dual sport bikes Yamaha OEM 4AG-83371-00-00



21-0644

21-0670

21-0616

EMGO HORN

21-0646	KS-729B/C	Single, black 12V 2.5 amp
----------------	-----------	---------------------------

**PLUG-IN BLADE FUSES**

For most late model motorcycles.

ATC PLUG-IN BLADE FUSES


20-5247	20 Pc. Assortment, 5 each of 10, 15, 20, and 30 amp.		
20-5242	10 amp (25 pcs)	20-5244	20 amp (25 pcs)
20-5243	15 amp (25 pcs)	20-5246	30 amp (25 pcs)



ATC BLADE FUSE

ATM MINI PLUG-IN BLADE FUSES

20-5252	20 Pc. Assortment, 5 each of 10, 15, 20, and 30 amp.		
20-5423	10 amp (25 pcs)	20-5425	20 amp (25 pcs)
20-5424	15 amp (25 pcs)	20-5426	30 amp (25 pcs)



ATM MINI BLADE FUSE

OPEN BARREL TYPE CRIMPER

This economical crimper works on open barrel terminals from 14 to 24 gauge. Crimps both B and F series

35-1870	Open Barrel Type Crimper
----------------	--------------------------



MEMOBIKE 6050 SCAN TOOL

The MemoBike 6050 Scan Tool is the ultimate Diagnostic Scan Tool for Motorcycles, Dirt Bikes, Scooters, ATVs and UTVs. With OEM-level coverage of 50 major Brands, 2000+ models and over 10,000 systems, this is the perfect tool for any shop.

KEY FEATURES:

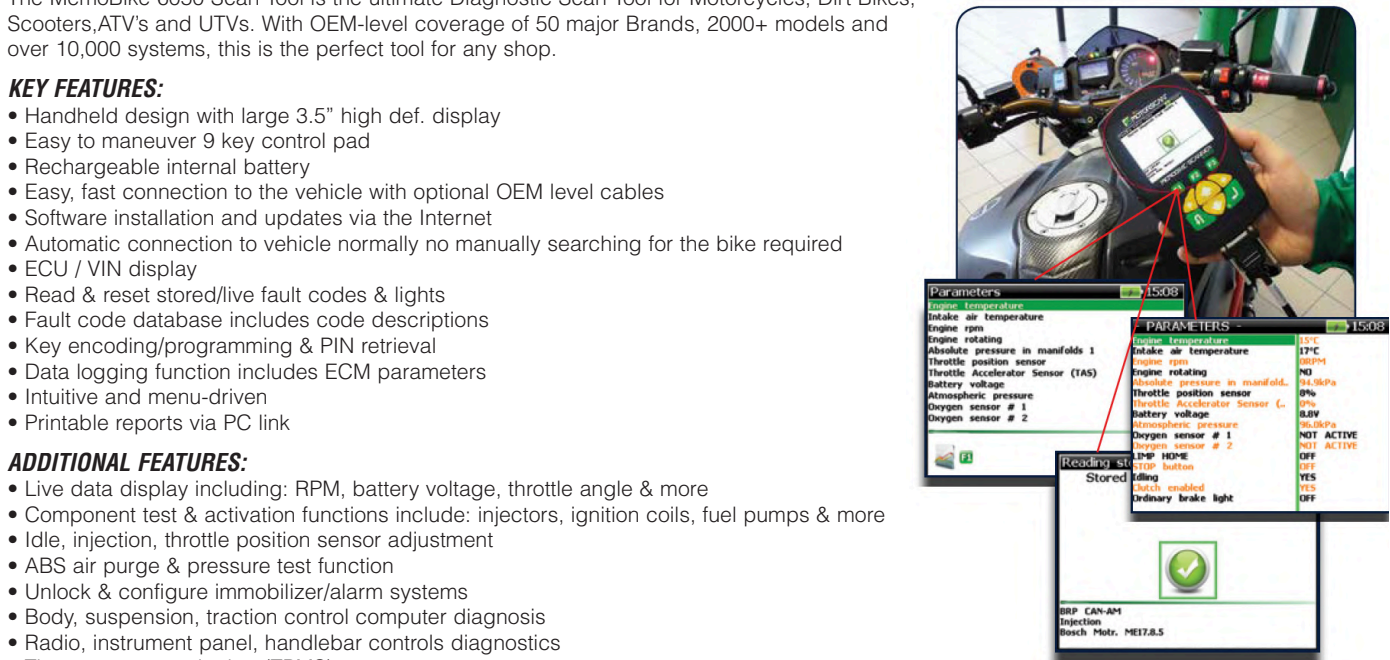
- Handheld design with large 3.5" high def. display
- Easy to maneuver 9 key control pad
- Rechargeable internal battery
- Easy, fast connection to the vehicle with optional OEM level cables
- Software installation and updates via the Internet
- Automatic connection to vehicle normally no manually searching for the bike required
- ECU / VIN display
- Read & reset stored/live fault codes & lights
- Fault code database includes code descriptions
- Key encoding/programming & PIN retrieval
- Data logging function includes ECM parameters
- Intuitive and menu-driven
- Printable reports via PC link

ADDITIONAL FEATURES:

- Live data display including: RPM, battery voltage, throttle angle & more
- Component test & activation functions include: injectors, ignition coils, fuel pumps & more
- Idle, injection, throttle position sensor adjustment
- ABS air purge & pressure test function
- Unlock & configure immobilizer/alarm systems
- Body, suspension, traction control computer diagnosis
- Radio, instrument panel, handlebar controls diagnostics
- Tire pressure monitoring (TPMS)

- 35-65800** K&L MemoBike 6050 Universal Multi-Brand Diagnostic Scan Tool
35-65801 K&L MemoBike 6050 Master Universal Multi-Brand Diagnostic Scan Tool
35-65802 DIVAS Accessory
35-65803 MEMOBIKE 6050 Access 365 days Software Update & Diagnosis Coverage

MOTORCYCLE SCAN CABLES	
35-65804	Battery Cable for 6050
35-65805	Kawasaki 4 P Slave Cable
35-65806	Kawasaki 8P Slave Cable
35-65807	Honda Slave Cable
35-65808	Honda 3P Slave Cable
35-65809	Suzuki Slave Cable
35-65810	Suzuki 4P Slave Cable
35-65811	Yamaha 3P Slave Cable
35-65812	Cagiva 10P Slave Cable
35-65813	Suzuki Cagiva Cable
35-65814	Harley Slave Cable
35-65815	MZ Triumph & Victory cable
35-65816	Aprila/Ditech cable
35-65817	KTM Slave Cable
35-65818	Aprila/Sagem cable
35-65819	Peugot cable
35-65820	Kymco cable
35-65821	Packard Slave Cable
35-65822	Kawasaki 4-pin cable
35-65823	BRP 6P Slave Cable
35-65824	Kawasaki Reg.Inj 4P Slave Cable
35-65825	Benelli 6P Slave
35-65826	VDO Slave Cable
35-65827	Ducati 4P Slave Cable
35-65828	Kawasaki 6-pin cable
35-65829	Kawasaki 6PMY2010 Slave Cable
35-65830	SYM 3-pin cable
35-65831	Polaris 8P MY2006 Slave Cable
35-65832	Aprilia - Bimota Slave Cable NEW
35-65833	Universal Cable - MS6050
35-65834	BMW Slave Cable
35-65835	MV AGUSTA CanBus
35-65836	Honda HISS 2 PIN
35-65837	Kymco CAN 4-Pin Cable
35-65838	Daelim CAN 4-Pin Cable
35-65839	Harley Davidson CAN 6-Pin
35-65840	Husqvarna 6-Pin Cable
35-65841	KTM injection regulation cable
35-65842	Benelli/Keeway Scooter 6P Slave Cable
35-65843	Adap. Kawasaki 4-Pin Batteryless Slave Cable
35-65844	Yamaha 4-Pin Slave Cable





CONTROL

BRAKES / MASTER CYLINDERS / ETC.

CONTROL

EQUIPMENT & TOOLS

HARD PARTS

CARB & FUEL

IGNITION/ELECTRICAL

CONTROL

SUSPENSION

ACCESSORIES

MARINE

AUTOMOTIVE

REPLACEMENT STEERING BEARING KITS

Quality Tapered steering bearing replacement kits. These kits are sourced from **Koyo**, **NTN**, **MBS** and **MCI** mfgs. in Japan. Kits contain one upper bearing, one lower bearing, and two dust seals when required. **Made in Japan.**



BMW®				
K&L P/N	MFG. P/N	UPPER BEARING	LOWER BEARING	
31-6102	SSW901	25 x 62 x 16mm	26 x 62 x 16mm	
31-6104	SSW903	20 x 47 x 20.6mm	UPPER ONLY	

DUCATI®				
K&L P/N	MFG. P/N	UPPER BEARING	LOWER BEARING	
31-6092	SSD901	35 x 55 x 14.5mm	35 x 55x 14.5mm	

HONDA®				
K&L P/N	MFG. P/N	UPPER BEARING	LOWER BEARING	
31-6092	SSD901	35 x 55 x 14.5mm	35 x 55 x 14.5mm	
31-2219	SSH903	26 x 47 x 15mm	30 x 55 x 17mm	
31-2225	SSH904	26 x 47 x 15mm	30 x 51 x 15mm	
31-2226	SSH905	30 x 51 x 15mm	30 x 51 x 15mm	
31-2268	SSH908	26 x 47 x 15mm	26 x 47 x 15mm	
31-2229	SSH909	26 x 47 x 15mm	35 x 55 x 14mm	

KAWASAKI®				
K&L P/N	MFG. P/N	UPPER BEARING	LOWER BEARING	
31-2218	SSH901	25 x 47 x 15mm	30 x 55 x 17mm	
31-2222	SSK902	25 x 47 x 15mm	28 x 52 x 16.5mm	
31-2216	SSK907	35 x 55 x 14mm	35 x 55 x 14mm	
31-2215	SSK908	25 x 47 x 15mm	30 x 50 x 9mm	

KTM®				
K&L P/N	MFG. P/N	UPPER BEARING	LOWER BEARING	
31-6077	SST901	29 x 50.25 x 15mm	29 x 50.25 x 15mm	

SUZUKI®				
K&L P/N	MFG. P/N	UPPER BEARING	LOWER BEARING	
31-2232	SSS901	25 x 47 x 15mm	26 x 47 x 15mm	
31-2218	SSH901	25 x 47 x 15mm	30 x 55 x 17mm	
31-2263	SSS903	30 x 55 x 17mm	30 x 55 x 17mm	
31-2242	SSS903R	30 x 55 x 17mm	30 x 55 x 17mm	

YAMAHA®				
K&L P/N	MFG. P/N	UPPER BEARING	LOWER BEARING	
31-2218	SSH901	25 x 47 x 15mm	30 x 55 x 17mm	
31-5563	SSY911	30 x 55 x 17mm	31 x 55 x 17mm	
31-2242	SSS903R	30 x 55 x 17mm	30 x 55 x 17mm	

UPGRADED STEERING BEARING KITS

Quality Tapered steering bearing replacement kits for applications that use race/ball bearings. Kits contain one upper bearing and one lower bearing. **Made in Japan.**

HONDA®				
K&L P/N	MFG. P/N	UPPER BEARING	LOWER BEARING	
31-5815	SSH200	22.5 x 41 x 12.5mm	24 x 41 x 12.5mm	
31-5830	SSH750	26 x 48.5 x 15.2mm	30 x 50 x 14.4mm	

KAWASAKI®				
K&L P/N	MFG. P/N	UPPER BEARING	LOWER BEARING	
31-5816	SSK100	30 x 48 x 14mm	30 x 48 x 13mm	
31-5834	SSK400	30 x 48 x 14mm	30 x 52 x 17mm	

SUZUKI®				
K&L P/N	MFG. P/N	UPPER BEARING	LOWER BEARING	
31-5832	SSY125	25 x 48 x 13mm	30 x 48 x 13mm	
31-5835	SSS250	25 x 48 x 16mm	27 x 48 x 14mm	

YAMAHA®				
K&L P/N	MFG. P/N	UPPER BEARING	LOWER BEARING	
31-5817	SSY080	25 x 43 x 11mm	30 x 48 x 12mm	
31-5832	SSY125	25 x 48 x 13mm	30 x 48 x 13mm	
31-5833	SSY500	25 x 48 x 15.2mm	30 x 48 x 15mm	

SWINGARM NEEDLE BEARINGS

High-quality replacement bearings. **Made in Japan** to OEM specifications. Sold in sets. Some applications require two pairs.



HONDA®				
K&L P/N	OEM REFERENCE	BEARING DIMENSIONS		QTY
31-2234	91071-MJ0-004	22 x 29 x 30mm		pk/2

KAWASAKI®				
K&L P/N	OEM REFERENCE	BEARING DIMENSIONS		QTY
31-2234	92046-1174	22 x 29 x 30mm		pk/2
31-0828	92046-1115	22 x 28 x 16mm		pk/4
31-2233	92046-1035	25 x 33 x 30mm		pk/2

SUZUKI®				
K&L P/N	OEM REFERENCE	BEARING DIMENSIONS		QTY
31-2234	09263-22017	22 x 29 x 30mm		pk/2
31-2233	09263-25024	25 x 33 x 30mm		pk/2

YAMAHA®				
K&L P/N	OEM REFERENCE	BEARING DIMENSIONS		QTY
31-0830	93317-32231-00	22 x 28 x 20mm		pk/2

ATV STEERING SHAFT BUSHING KIT

28-4877 Steering Shaft Bearing set Contains 1x 93306-20348 (Bearing), 1x 93102-25081, 1x 93102-25099 (Dust Seals).

APPLICATION

YFB250FW Timberwolf	94-00	YFZ350 Banshee	87-06
YFM350FW Big Bear	87-99	YFM400 Kodiak 4WD	93-02
YFM350FX Wolverine	95-05	YFZ450	04-05
YFM350R Raptor	04-10	YFM600F Grizzly	98-01
YFM350U Big Bear	96-99	YFM660F Grizzly	02-08
YFM350X Warrior	88-04	YFM660R Raptor	01-05

28-4870 Lower Steering Shaft Bushing set. Contains 2x 90381-15040 and 2x 93210-15566

APPLICATION

YFM50R Raptor	04-08	YFS200 Blaster	88-06
YFS60 4-Zinger	1986	YFM225 Moto-4	86-88
YFM80 Badger	85-01	YFB250 Timberwolf 2WD	92-98
YFM80 Grizzly	06-08	YFM250 Moto-4	89-91
YFM80R Raptor	02-08	YFM250B Bruin 2WD	05-06
YFM100 Champ	87-91	YFM250B Big Bear	07-09
YFA1 Breeze	89-04	YFM250R Raptor	08-11
YFM125G Grizzly	04-11	YFM250X Bear Tracker	99-04
YFM125R Raptor	11-12	YFM350ER Moto-4	87-95
YFM200DX Moto-4	85-89		



SWINGARM BUSHINGS

Bronze replacement bushings. **Made in Japan** to OEM specifications. Sold 2 per kit.

KAWASAKI®			YAMAHA®	
K&L P/N	YEAR		K&L P/N	YEAR
31-8083			31-8083	
S1B/C-250 (2 stroke triple)	74-75		XS360D/2D	1977
S2-350 (2 stroke triple)	1973		XS400	77-80
S3/S3A-400 (2 stroke triple)	74-78		TX/XS650, All	73-81
H1B/E/F-500 (2 stroke triple)	72-76			
KZ650B1/C1	1977			
H2B/H2C-750 (2 stroke triple)	74-75			
Z1/A/B/B1 900	73-76			



STEERING AND SWINGARM BEARING APPLICATIONS



31-2219



31-2263



31-2218

BMW® APPLICATION	YEAR	STEERING BEARINGS	SWINGARM BEARINGS
R50/5	70-73	31-6102	—
R60/5/6/7	70-78	31-6102	—
F650GS/DAKAR	01-07	31-6102	—
G650GS	09-10	31-6102	—
G650X	07-08	31-6102	—
R65	78-88	31-6102	—
R65LS	81-84	31-6102	—
K75	86-95	31-6102	—
K75/C	86-90	31-6102	—
K75/RT	90-95	31-6102	—
K75/S	87-95	31-6102	—
R75/5/6/7	70-76	31-6102	—
F800GS	09-12	31-6102	—
R80	80-84	31-6102	—
R80G/S	80-87	31-6102	—
R80RT	82-87	31-6102	—
R80ST	80-84	31-6102	—
R80/7	78-90	31-6102	—
R850R	96-97	31-6104	—
R90/6	74-76	31-6102	—
R90S	74-76	31-6102	—
R900RT	05-12	31-6104	—
K1	89-92	31-6102	—
K100	85-86	31-6102	—
K100LT	87-91	31-6102	—
K100RS	84-92	31-6102	—
K100RT	85-88	31-6102	—
R100/7	77-78	31-6102	—
R100/T	79-84	31-6102	—
R100CS	81-84	31-6102	—
R100GS	88-95	31-6102	—
R100R	90-95	31-6102	—
R100S	76-80	31-6102	—
R100RS	77-93	31-6102	—
R100RT	79-95	31-6102	—
K1100LT	92-97	31-6102	—
K1100RT	93-96	31-6102	—
R1100GS	95-00	31-6104	—
R1100R	95-00	31-6104	—
R1100RS	94-02	31-6104	—
R1100RT	95-01	31-6104	—
R1150GS	01-04	31-6104	—
R1150GS Adventure	01-04	31-6104	—
R1150R	01-05	31-6104	—
R1150RS	03-04	31-6104	—
R1150RT	01-05	31-6104	—
HP2 Enduro	06-07	31-6102	—
HP2 Megamoto	07-08	31-6102	—
K1200LT	99-09	31-6104	—
R1200C	98-04	31-6104	—
R1200GS	05-12	31-6104	—
R1200GS Adventure	06-12	31-6104	—
R1200GS WC	2013	31-6104	—
R1200R	07-12	31-6104	—
R1200RT	05-12	31-6104	—

DUCATI® STREET APPLICATION	YEAR	STEERING BEARINGS	SWINGARM BEARINGS
Monster 400/620	04-08	31-6092	—
Multistrada 620	2006	31-6092	—
Monster 695/696	07-11	31-6092	—
748/R/S	95-02	31-6092	—
749/R/S	03-06	31-6092	—
Monster 750 IE	2002	31-6092	—

DUCATI® STREET APPLICATION	YEAR	STEERING BEARINGS	SWINGARM BEARINGS
Monster 796	10-11	31-6092	—
Monster 800	03-04	31-6092	—
Monster S2R	05-07	31-6092	—
848	08-11	31-6092	—
Monster 900 IE	2002	31-6092	—
916/R/SP/SPS	94-98	31-6092	—
Monster S4 916	01-02	31-6092	—
ST4 916	99-03	31-6092	—
ST2 944	97-03	31-6092	—
996/R/S/SPS	99-01	31-6092	—
Monster S4R	03-06	31-6092	—
ST4/ST4S	01-05	31-6092	—
998/R/RS/S	02-04	31-6092	—
999/S/R	03-07	31-6092	—
Desmosedici RR	2008	31-6092	—
1000 GT Touring	07-10	31-6092	—
Monster S/S2R	03-08	31-6092	—
Monster S4/ S4RS	07-08	31-6092	—
Multistrada /S/DS	03-06	31-6092	—
Paul Smart L.E.	2006	31-6092	—
Sport 1000/S	06-09	31-6092	—
ST3/S	05-07	31-6092	—
1098/S	07-08	31-6092	—
Hypermotard	08-10	31-6092	—
Monster/S	09-10	31-6092	—
Multistrada/S	07-09	31-6092	—
Streetfighter/S	10-11	31-6092	—
1198/R/S	09-10	31-6092	—
Multistrada/S	2010	31-6092	—

HONDA® APPLICATION	YEAR	STEERING BEARINGS	SWINGARM BEARINGS
MB5-50	1982	31-5815	—
NSF50F	1990	31-5815	31-0880(KIT)
CB/CL100/K1/K2	70-72	31-5815	—
CL100S1/S2/S3 Scrambler	71-73	31-5815	—
CB125S	1976	31-5815	—
CB125S	78-82	31-5815	—
CB125S	84-85	31-5815	—
CB125S/S1/S2	73-75	31-5815	—
CB125TT	1990	31-5815	31-0880(KIT)
MT125R/R11 Roadracer	77-78	31-5815	—
CM185T Twinstar	78-79	31-5815	31-0880(KIT)
CM200T Twinstar	80-82	31-5815	31-0880(KIT)
CB250 Nighthawk	91-08	31-5815	31-0880(KIT)
CM250C Custom	82-83	31-5815	31-0880(KIT)
CMX250C Rebel	96-12	31-5815	31-0880(KIT)
CMX250C/CD Rebel 250	85-87	31-5815	31-0880(KIT)
CMX250C2	99-00	31-5815	31-0880(KIT)
VTR250 Interceptor	1988	31-5830	—
VTR250 Interceptor	89-90	31-2219	—
CB350/K2~K4	68-72	31-5830	—
CB350F/F1	73-74	31-5830	—
CB350G	1973	31-5830	—
CL350/K2~K4	68-73	31-5830	—
SL350/K2/K3	69-73	31-5830	—
CB360/G	1974	31-5830	—
CB360T	75-76	31-5830	—
CJ360T	76-77	31-5830	—
CL360/K1	74-75	31-5830	—
CB400A Automatic	1978	31-5830	31-0880(KIT)
CB400F Super Sport	75-77	31-5830	—
CB400T Hawk	80-81	31-5830	31-0880(KIT)
CB400TI/T11 Hawk	78-79	31-5830	31-0880(KIT)
CM400A Automatic	79-81	31-5830	31-0880(KIT)
CM400C Custom	1981	31-5830	31-0880(KIT)
CM400E	80-81	31-5830	31-0880(KIT)
CM400T	79-81	31-5830	31-0880(KIT)
CB450(4 Speed)	65-68	31-5830	—
CB450/K1~K7	68-74	31-5830	—
CB450SC Nighthawk	82-83	31-5830	31-0880(KIT)
CB450SC Nighthawk	85-86	31-5830	31-0880(KIT)
CB450T Hawk	1982	31-5830	31-0880(KIT)
CL450/K2~K6	68-74	31-5830	—
CM450A Automatic	82-83	31-5830	31-0880(KIT)
CM450C Custom	1982	31-5830	31-0880(KIT)

EQUIPMENT & TOOLS

HARD PARTS

CARB & FUEL

IGNITION/ELECTRICAL

CONTROL

SUSPENSION

ACCESSORIES

MARINE

AUTOMOTIVE

	HONDA®				HONDA®			
	APPLICATION	YEAR	STEERING BEARINGS	SWINGARM BEARINGS	APPLICATION	YEAR	STEERING BEARINGS	SWINGARM BEARINGS
EQUIPMENT & TOOLS	CM450E	82-83	31-5830	31-0880(KIT)	GL1200A/I/L/SEi	84-87	31-2219	—
	CB500/K1/K2	71-73	31-5830	31-6923(KIT)	GL1500 Goldwing A/I/SE	88-00	31-2219	—
	CB500T	75-76	31-5830	—	GL1500C Valkyrie	97-00	31-2219	—
	CX500	78-79	31-5830	—	GL1500CF Valkyrie Interstate	99-01	31-2219	—
	CX500C Custom	79-82	31-5830	—	GL1500CT Valkyrie Tourer	97-00	31-2219	—
	CX500D	79-81	31-5830	—	GL1800 Goldwing	01-10	31-2229	—
	CX500TC Turbo	1982	31-2219	—	GL1800A Goldwing Aspencade	01-10	31-2229	—
	FT500 Ascot	82-83	31-5830	—	VTX1800 (All)	01-08	31-2219	—
	GB500	89-90	31-5830	—				
	HARD PARTS	GL500 Silverwing	81-82	31-5830	—			
GL500I Silverwing Interstate		81-82	31-5830	—				
VT500C Shadow		83-84	31-5830	—				
VT500FT Ascot		83-84	31-5830	—				
CB550F Super Sport		75-77	31-5830	31-6923(KIT)				
CB550K		77-78	31-5830	31-6923(KIT)				
CB550K/K1		74-76	31-5830	31-6923(KIT)				
CB550SC Nighthawk		1983	31-5830	—				
CB650 SOHC		79-82	31-5830	—				
CB650SC Nighthawk		82-85	31-5830	—				
CARB & FUEL	CX650C	1983	31-5830	—				
	CX650T Turbo	1983	31-2219	—				
	GL650 Silverwing	1983	31-5830	—				
	GL650I Silverwing Interstate	1983	31-5830	—				
	VF700C Magna	1987	31-2219	—				
	VF700C Magna	84-86	31-2219	—				
	VF700F Interceptor	84-85	31-2219	—				
	VF700S Sabre	84-85	31-2219	—				
	VT700C Shadow	84-85	31-5830	—				
	VT700C Shadow	86-87	31-2219	—				
IGNITION/ELECTRICAL	CB750 Nighthawk	91-03	31-2219	—				
	CB750A Automatic	76-78	31-5830	31-6923(KIT)				
	CB750C Custom	80-82	31-2219	—				
	CB750F Super Sport	75-78	31-5830	31-6923(KIT)				
	CB750F Super Sport	80-82	31-2219	—				
	CB750K	69-70	31-5830	—				
	CB750K	71-78	31-5830	31-6923(KIT)				
	CB750K	80-82	31-2219	—				
	CB750SC Nighthawk	82-83	31-2219	—				
	VF750C Magna	82-83	31-2219	—				
CONTROL	VF750F Interceptor	1983	31-2219	—				
	VF750F Interceptor	1984	31-2219	—				
	VF750S Sabre	82-83	31-2219	—				
	VT750C Shadow	83-85	31-5830	—				
	VT750C/CD/CD2/DC Shadow	98-09	31-2219	—				
	VT800C Shadow	1988	31-2219	—				
	CB900C Custom	80-82	31-2219	—				
	CB900F Super Sport	81-82	31-2219	—				
	CB900F	02-07	31-2219	—				
	CBR1000RR	08-14	31-6092	—				
SUSPENSION	CBR1000RA	09-14	31-6092	—				
	CBX1000	1979	—	31-6926(KIT)				
	CBX1000	80-82	31-2219	—				
	GL1000 Goldwing	75-76	31-5830	—				
	GL1000L LTD	1976	31-5830	—				
	VF1000F Interceptor	1984	31-2219	—				
	VF1000R	85-86	31-2219	—				
	CB1100F Super Sport	1983	31-2219	—				
	GL1100 Goldwing	80-83	31-2219	—				
	GL1100A Goldwing Aspencade	82-83	31-2219	—				
ACCESSORIES	GL1100I Goldwing Interstate	80-83	31-2219	—				
	ST1100	91-02	31-2219	—				
	ST1100A (ABS)	92-02	31-2219	—				
	VF1100C Magna	83-86	31-2219	—				
	VF1100S Sabre	84-85	31-2219	—				
	VT1100C Shadow 1100	85-86	31-2219	—				
	VT1100C Shadow 1100	87-90	31-2219	—				
	VT1100C Shadow 1100	92-96	31-2219	—				
	VT1100C Shadow 1100 Spirit	97-07	31-2219	—				
	VT1100C2 Shadow ACE	95-99	31-2219	—				
MARINE	VT1100C2 Shadow Sabre	2000	31-2219	—				
	VT1100C2-2 ACE	1997	31-2219	—				
	VT1100C3 Shadow Aero	98-00	31-2219	—				
	VT1100D2 ACE	1999	31-2219	—				
	VT1100T ACE Tourer	98-00	31-2219	—				
	GL1200 Goldwing	1984	31-2219	—				
AUTOMOTIVE								

HONDA® DUALSPORT/OFFROAD APPLICATION				KAWASAKI® STREET APPLICATION					
YEAR	STEERING BEARINGS	SWINGARM BEARINGS	YEAR	STEERING BEARINGS	SWINGARM BEARINGS				
TL125/K1/K2/S Trials	73-76	31-5815	————	EJ650A2/A3 W650	00-01	31-2222	31-2233	EQUIPMENT & TOOLS	
XL125/K1	74-75	31-5815	————	ER650 ER-6n	09-10	31-2216	————		
XL125S	76-82	31-5815	————	EX650 Ninja	06-12	31-2216	————		
XL125S	84-85	31-5815	————	KLE650 Versys	09-10	31-2216	————		
CRF150F	03-12	31-2268	————	KZ650B1/B2/B2A/B3	77-79	31-5834	31-0886(KIT)		
CRF150R/RB	07-12	31-2268	————	KZ650C1/C2/C3 Custom	77-79	31-5834	————		
MR175K Elsinore	75-77	31-5815	————	KZ650D1/D1A/D2 SR	78-79	31-5834	————		
XL185S	79-83	31-5815	————	KZ650E1/F1	1980	31-5834	31-0828		
XR185	1979	31-5815	————	KZ650H1/H2/H3 CSR	81-83	31-5834	31-0828		
XR200 (2 shock)	80-84	31-5815	————	KZ700A1	1984	31-2222	31-0828		
XR200R	88-02	31-2268	————	ZN700A1/A2 LTD	84-85	31-2222	————	HARD PARTS	
CRF230R	03-13	31-2268	————	H2/A/B/C-750 triple	72-75	31-5816	31-0886(KIT)		
CR250R	90-91	31-2225	————	KZ750B1/B2 (2-cylinder)	76-77	31-5834	31-0886(KIT)		
CR250R	92-94	31-2226	31-2234	KZ750B3/B4 (2-cylinder)	78-79	31-5834	31-0828		
CR250R	97-05	31-2226	31-2234	KZ750E1/E2/E3	80-82	31-5834	31-0828		
CRF250R/X	04-09	31-2226	————	KZ750F1 LTD	1983	31-2222	————		
CRF450R	02-08	31-2226	31-2234	KZ750G1 LTD (2-cylinder)	1980	31-5834	31-0828		
CRF450X	05-12	31-2226	————	KZ750H1/H2/H3/H4 LTD	80-83	31-5834	31-0828		
CR500R	90-01	31-2225	————	KZ750K1/K2 LTD (2-cylinder)	83-84	31-5834	31-2233		
XR650R	00-07	31-2225	————	KZ750L3	1983	31-2222	31-0828		
KAWASAKI® STREET APPLICATION				KAWASAKI® STREET APPLICATION				CARB & FUEL	
BN125A Eliminator	01-09	31-5834	31-2234	KZ750M1 CSR (2-cylinder)	1982	31-5834	31-2233		
EL250 Eliminator	88-93	31-5834	————	KZ750N1/N2 Spectre	82-83	31-2222	————		
EX250 Ninja 250R	86-12	31-5834	————	KZ750R1 GPz	1982	31-2222	31-0828		
KH250(S1)	74-76	————	31-0886(KIT)	VN750A2-A21 Vulcan	86-05	31-2222	————		
KH250A5 (2-stroke triple)	1976	31-5816	————	ZR750C1/C2/C3 C4 Zephyr	91-95	31-2222	————		
KZ200(A1-A2)	78-79	————	31-0886(KIT)	ZR750F2 ZR-7	00-03	31-2222	————		
KZ250(D1-D2)	80-81	————	31-0886(KIT)	ZX750 Ninja ZX-7/ ZX-7R	91-95	31-2216	————		
KZ250L1 CSR	1982	————	31-0828	ZX750A1/A2/A3 GPz	83-85	31-2222	31-2233		
KZ250W1 LTD	1983	————	31-0828	ZX750E1/E2 GPz Turbo	84-85	31-2222	31-2233		
S1A/B/C-250 (2-stroke triple)	73-75	31-5816	————	ZX750F1/F2/F3/F4 Ninja 750R	87-90	31-2222	31-2233		
EX300 Ninja	2013	31-5834	————	ZX750H1/H2 Ninja ZX-7	89-90	31-2222	————		
EX305B1 GPz	1983	31-5816	31-0828	ZX750N1/N2 Ninja ZX-7RR	96-97	31-2216	————		
KZ305A1/A2 CSR	81-82	31-5816	31-0828	ZX750P ZX-7R	96-03	31-2216	————	IGNITION/ELECTRICAL	
KZ305B1 CSR Belt	1982	31-5816	31-0828	VN800A1~A7 Vulcan 800	95-05	31-2222	31-2234		
KZ305B2/B3 LTD Belt	87-88	31-5816	31-0828	VN800B1~B6 Vulcan 800 Classic	96-05	31-2222	31-2234		
KH350(S2)	73-75	————	31-0886(KIT)	VN800C Vulcan 800 Drifter	99-01	31-2222	31-2234		
S2/S2A 350 (2-stroke triple)	72-73	31-5816	————	KZ900A4/A5	76-77	31-5834	31-6924(KIT)		
KH400 (2-stroke triple)	76-78	31-5816	31-0886(KIT)	KZ900B1 LTD	1976	31-5834	31-6924(KIT)		
KZ400(D/D3/D4)	74-77	31-5816	31-0886(KIT)	VN900B/C/D	09-12	31-2222	31-2233		
KZ400A1/A2 Deluxe	77-78	31-5816	31-0886(KIT)	Z1/A/B-900	73-75	31-5834	31-6924(KIT)		
KZ400B1/B2	78-79	31-5816	31-0828	ZL900A1/A2 Eliminator	85-86	31-2222	————		
KZ400C1	1978	31-5816	31-0828	ZX900A1/A2/A3 Ninja 900R	84-86	31-2222	31-2233		
KZ400H1 LTD	1979	31-5816	31-0828	ZX900B1/B2/B3/B4 Ninja ZX-9R	94-97	31-2216	————		
KZ400S/S2/S3 Special	75-77	31-5816	————	ZX900C1/C2 Ninja ZX-9R	98-99	31-2216	————	CONTROL	
S3/A-400 (2-stroke triple)	74-75	31-5816	————	ZX900E/F Ninja ZX-9R	00-03	31-2215	————		
KZ440 Series, all except belt drive	80-83	31-5816	31-0828	KZ1000A1/A2/A2A	77-78	31-5834	31-0828		
KZ440G1 Belt	1982	31-5816	————	KZ1000A3/A3A/A4 MKII	79-80	31-5834	31-0828		
EN450A1~A6 LTD 454	85-90	31-2222	31-0828	KZ1000B1/B2/B3/B4 LTD	77-80	31-5834	31-0828		
EN500A1~A6 Vulcan 500	90-96	31-2222	31-0828	KZ1000C Police	78-81	31-5834	31-0828		
EN500C1~C6 Vulcan 500 LTD	96-05	31-2222	31-2234	KZ1000D1 Z1R	1978	31-5834	31-0828		
EX500 Ninja 500R	87-09	31-5834	————	KZ1000D3 Z1R	1980	31-5834	31-0828		
H1C/D/E/F-500 (2-stroke triple)	72-75	31-5816	31-0886(KIT)	KZ1000G1 LTD Classic	1980	31-5834	31-0828		
KH500A8 2-stroke triple	1976	31-5816	————	KZ1000J1/J2/J3	81-83	31-2222	31-2233		
KZ550A1/A2/A3/A4	80-83	31-5834	31-0828	KZ1000K1/K2 LTD	81-82	31-2222	31-2233		
KZ550C1/C2/C3/C4 LTD	80-83	31-5834	31-0828	KZ1000M1/M2 CSR	81-82	31-2222	31-2233		
KZ550D1 GPz	1981	31-5834	31-0828	KZ1000P1~P21 Police	82-02	31-2222	31-2233		
KZ550F1/F2 Spectre & LTD	83-84	31-2222	————	KZ1000R1/R2 Replica	82-83	31-2222	31-2233		
KZ550H1/H2 GPz	82-83	31-2222	31-2233	ZG1000A1~A20 Concours	86-05	31-2222	————		
KZ550M1 LTD	1983	31-2222	————	ZL1000A1 Eliminator	1987	31-2222	————	SUSPENSION	
ZR550B1/B2/B3/B4 Zephyr	90-93	31-2222	31-2233	ZR1000A/B/D Z-1000	03-11	31-2216	————		
ZX550A1/A2 GPz	84-85	31-2222	————	ZR1000D Z-1000	10-12	31-2216	————		
ZX600A1/A2/A3 Ninja 600R	85-87	31-2222	————	ZX1000 G/H Ninja 1000	11-12	31-2216	————		
ZX600B1 Ninja 600RX	1987	31-2222	————	ZX1000 ZX-10R (All)	04-12	31-2216	————		
ZX600C1~C10 Ninja 600R	88-97	31-2222	31-2233	ZX1000A1/A2 Ninja 1000R	86-87	31-2222	31-2233		
ZX600D1/D2/D3/D4 Ninja ZX-6	90-93	31-2222	————	ZX1000B1/B2/B3 Ninja ZX-10	88-90	31-2222	————		
ZX600E1~E12 Ninja ZX-6	93-04	31-2222	————	ZX1000C-K ZX-10R	04-13	31-2216	————		
ZX600F1/F2/F3 Ninja ZX-6R	95-97	31-2222	————	KZ1100A1/A2/A3 Shaft	81-83	31-2222	————		
ZX600G ZX-6R	98-99	31-2215	————	KZ1100B1/B2 GPz	81-82	31-2222	31-2233		
ZX600J ZX-6R	00-04	31-2215	————	KZ1100D1/D2 Spectre	82-83	31-2222	————		
ZX600J ZZR600	05-08	31-2215	————	KZ1100L1 LTD	1983	31-2222	————	ACCESSORIES	
ZX600K/M/N ZX-6RR	05-06	31-2216	————	ZN1100B1/B2 LTD Shaft	84-85	31-2222	————		
ZX600P/R ZX-6R	07-12	31-2216	————	ZR1100A1~A4 Zephyr	92-95	31-2222	————		
ZX636B1/B2	03-06	31-2216	————	ZR1100C3/C4 ZRX1100	99-00	31-2222	————		
				ZX1100A1/A2 GPz	83-84	31-2222	31-2233		
				ZX1100D1~D9 Ninja ZX-11	93-01	31-2216	————		
									MARINE
								AUTOMOTIVE	

EQUIPMENT & TOOLS	KAWASAKI® STREET			
	APPLICATION	YEAR	STEERING BEARINGS	SWINGARM BEARINGS
	ZG1200A1 Voyager XII	1986	31-2218	—
	ZG1200A1-A4, ZRX1200	01-04	31-2222	—
	ZG1200B1~B15 Voyager XII	87-01	31-2218	—
	ZX1200A ZX-12R	00-01	31-2215	—
	ZX1200B ZX-12R	02-05	31-2216	—
	ZX1200C1-C4 ZZR1200	02-05	31-2216	—
	ZG1400A/B Concours	08-12	31-2216	—
	ZX1400 A/C/E ZX-14R	06-12	31-2216	—
HARD PARTS	KAWASAKI® STREET			
	APPLICATION	YEAR	STEERING BEARINGS	SWINGARM BEARINGS
	VN1500A1~A9 Vulcan 88	87-95	31-2222	31-2233
	VN1500A10~A12 Vulcan 1500	96-98	31-2222	31-2233
	VN1500B Vulcan 88 SE	87-90	31-2222	31-2233
	VN1500C3/C4 Vulcan 1500L	96-97	31-2222	31-2233
	VN1500D1/D2 Vulcan Classic	96-97	31-2222	—
	VN1500E1~E7/ Vulcan Classic	98-08	31-2222	—
	VN1500G Nomad	99-01	31-2216	—
	VN1500J1/J2/R1 Vulcan Drifter	99-01	31-2216	—
	VN1500L1-L5 Vulcan Nomad F.I.	00-04	31-2216	—
	VN1500N Vulcan Classic F.I.	00-01	31-2216	—
	VN1600, All	03-08	31-2216	—
	VN1700E/F/G	09-11	31-2216	—
	VN2000, All	04-10	31-2216	—
CARB & FUEL	KAWASAKI® ATV			
	APPLICATION	YEAR	STEERING BEARINGS	SWINGARM BEARINGS
	KXT250A1/A2/B1/B2 Tecate 3	84-87	31-2218	—
IGNITION/ELECTRICAL	KAWASAKI DUALSPORT/OFFROAD			
	APPLICATION	YEAR	STEERING BEARINGS	SWINGARM BEARINGS
	KE125(A3-A5)	76-78	—	31-0886(KIT)
	KLX125/L	03-06	31-2232	—
	KS125A	74-75	—	31-0886(KIT)
	KX125B1/B2/C1/D1/E1/E2	82-87	31-2218	—
	KX125F1/G1/H1/H2	88-91	31-2218	—
	KX125	96-05	—	31-2234
	KDX200 ALL	83-04	31-2218	—
	KDX220A4~A11	97-04	31-2218	—
	250 F11	73-75	—	31-0886(KIT)
	KE250 (B1-B3)78-79	77-79	—	—
	KDX250A1/B1/B2/B3/B4	80-84	31-2218	—
	KL250(A1)	78	—	31-0886(KIT)
	KL250D2~D22 KLR250	85-05	31-2222	—
	KL250G Super Sherpa	00-03	31-2222	31-2234
	KLX250D2/D3/D4	94-96	31-2218	—
	KX250B1/C1/C2	82-84	31-2218	—
	KX250	85-91	31-2218	—
	KX250K3/K4/K5/L1/L2/L3/L4	96-02	—	31-2234
	KX250M1/M2/M3	03-05	—	31-2234
	KX250N1/N2 KX250F	04-05	—	31-2234
	KLX300A2~A10	97-05	31-2218	—
	KLX400 Dual Sport	03-04	31-2307	—
	KDX420B1	1981	31-2218	—
	KX420A1/A2	80-81	31-2218	—
	KDX450A1	1982	31-2218	—
	KLX450R	08-12	—	31-2234
	KX450F(LE) Monster Energy	04-12	—	—
	KL600A1/B1/B2 KLR600	84-86	31-2222	—
	KL650A1~A19/ KLR650	87-12	31-2222	—
	KL650B2 Tengai KLR	1990	31-2222	—
	KL650E KLR	08-12	31-2222	—
	KLX650A1/A2/A3 Offroad	93-95	31-2218	—
	KLX650C Dual Sport	93-96	31-2218	—
	KLX650D1 Offroad	1996	31-2218	—
CONTROL	KAWASAKI® STREET			
	APPLICATION	YEAR	STEERING BEARINGS	SWINGARM BEARINGS
	85CC	1986	31-6077	—
	125CC	84-05	31-6077	—
	200CC	98-05	31-6077	—
	240CC	86-89	31-6077	—
	250CC	84-05	31-6077	—
	300CC	87-05	31-6077	—
	350CC	86-95	31-6077	—
	360CC	96-97	31-6077	—
	380CC	98-02	31-6077	—
	400CC	94-95	31-6077	—
	420CC	84-96	31-6077	—
	440CC	94-95	31-6077	—

EQUIPMENT & TOOLS	KTM®			
	APPLICATION	YEAR	STEERING BEARINGS	SWINGARM BEARINGS
	495CC	1984	31-6077	—
	500CC	83-02	31-6077	—
	520CC-540CC	90-99	31-6077	—
	525CC	2005	31-6077	—
	550CC	92-96	31-6077	—
	600CC	84-92	31-6077	—
	620CC	84-02	31-6077	—
	625CC	2005	31-6077	—
	640CC	84-05	31-6077	—
	950 Super Enduro R	2008	31-6077	—
HARD PARTS	SUZUKI® STREET			
	APPLICATION	YEAR	STEERING BEARINGS	SWINGARM BEARINGS
	GN250J	1988	31-2218	—
	GN250Z/D/F	82-85	31-2218	—
	GS250TT/TX	80-81	31-5835	31-2234
	GT250A/B Hustler	76-77	31-5835	—
	GZ250	99-09	31-2218	—
	GS300LZ/LD/LF	82-85	31-5835	31-2234
	GT380K/L/M/A/B Sebring	73-77	31-5835	—
	AN400 Burgman (Scooter)	03-12	31-2218	—
	GN400T/XT/XX/TX/TZ	80-82	31-2218	31-2234
	GS400B/XB/C/XC	77-78	31-5835	31-2234
	GSF400M/N/P Bandit	91-93	31-2218	31-2233
	GS425N/EN/LN	1979	31-5835	31-2234
	GS450ET/EX/EZ/ED	80-83	31-2218	31-2234
	GS450GA Automatic	82-85	31-2218	—
	GS450LF/LG/LH/LJ	85-88	31-2218	31-2234
	GS450LT/LX/LZ/LD	80-83	31-2218	31-2234
	GS450ST/SX	80-81	31-2218	31-2234
	GS450TX/TZ	81-82	31-2218	31-2234
	GS450TXZ/TXD	82-83	31-2218	31-2234
	GS500EK~K2	89-02	31-2218	31-2234
	GS500F	04-09	31-2218	—
	GT500A/B Titan	76-77	31-5835	—
	RE-5M/A Rotary	75-76	31-5835	—
	GS550B/C/EC/N/EN	77-79	31-5835	31-2234
	GS550ED/ESD	1983	31-2218	31-2233
	GS550ES3/ESE/EF/ESF/ESG	83-86	31-2218	31-2233
	GS550ET	1980	31-2218	31-2234
	GS550LF/LG	85-86	31-2218	31-2233
	GS550LN	1979	31-5835	31-2234
	GS550LT/LX/LZ/LD	80-83	31-2218	31-2234
	GS550MZ Katana	1982	31-2218	31-2234
	GS550TX	1981	31-2218	31-2234
	GT550J/K/L/M/A/B Indy	72-77	31-5835	—
	GSF600S Bandit	96-99	31-2218	—
	GSF600ST~SK2	88-03	31-2218	31-2234
	GSX-R600WN/WP	92-93	31-2218	31-2233
	GSX-R600	04-11	31-2242	—
	GSX-R600V/W/X/Y/K1/K2	97-03	31-2263	—
	GSX600F Katana	88-06	31-2218	31-2234
	RF600RR/RS/RT	94-96	31-2218	—
	AN650 Burgman (Scooter)	03-12	31-2218	—
	DL650 V-Strom	04-12	31-2263	—
	GR650D/XD Tempter	1983	31-2218	31-2233
	GS650EX/EZ	81-82	31-2218	31-2234
	GS650GLX/GLZ/GLD	81-83	31-2218	—
	GS650GX/GZ/GD	81-83	31-2218	—
	GS650MD Katana	1983	31-2218	—
	GSF650S Bandit	05-08	31-2218	—
	GSX650F	08-09	31-2218	—
	LS650 Savage/S40	95-12	31-2218	31-2234
	SFV650 Gladius	2009	31-2218	—
	SV650	99-02	31-2218	31-2233
	SV650	03-08	31-2263	—
	SV650/A	08-09	31-2263	—
	XN85D Turbo	1983	31-2218	31-2233
	GS700EF/ESF	1985	31-2218	31-2233
	GV700GLF/GLF2 Madura	1985	31-2218	—
	VS700G Intruder	86-87	31-2218	—
	GS750B/C/EC/N/EN	77-79	31-5835	31-2234
	GS750ED/ESD	1983	31-2218	31-2233
	GS750ET/EX/EZ	80-82	31-2218	31-2234
	GS750LN	1979	31-5835	31-2234
	GS750LT/LX	80-81	31-2218	31-2234

SUZUKI® STREET APPLICATION				YEAR	STEERING BEARINGS	SWINGARM BEARINGS	SUZUKI® DUALSPORT/OFFROAD APPLICATION				YEAR	STEERING BEARINGS	SWINGARM BEARINGS	EQUIPMENT & TOOLS
GS750SD Katana				1983	31-2218	31-2233	RM250				1988	31-2218	---	
GS750TZ/TD				82-83	31-2218	31-2234	RM250				89-04	31-2307	31-2234	
GSX750F Katana				89-06	31-2218	31-2234	RM250				05-08	31-2323	---	HARD PARTS
GSX-R750RG/G/H				1986	31-2218	---	RMX250K~W				89-98	---	31-2234	
GSX-R750				88-93	31-2218	31-2233	RS250T/X				80-81	31-2218	---	HARD PARTS
GSX-R750WR/WS				94-95	31-2218	---	TM250J/K/L/M				72-75	31-5835	---	
GSX-R750				96-08	31-2242	---	TS250				70-79	31-5835	---	HARD PARTS
GT750J/K Lemans				72-73	31-5835	---	DR350L~X Offroad				90-99	31-2218	31-2234	
VS750GL Intruder				88-91	31-2218	---	DR350S Dual Sport				90-99	31-2218	31-2234	HARD PARTS
VL800 Volusia/C50				01-12	31-2218	---	RM370A/B				76-77	31-5835	---	
VL800K1-K3 Volusia				01-03	31-2218	---	SP370C/N Dual Sport				78-79	31-5835	---	HARD PARTS
VS800GL Intruder				92-01	31-2218	---	DR-Z400E/Y Offroad				00-07	31-2307	31-2234	
VX800				90-93	31-2218	---	DR-Z400S Dual Sport				00-12	31-2307	31-2234	HARD PARTS
VZ800 Marauder				97-09	31-2218	---	DR-Z400SM Supermoto				05-09	31-2307	---	
GS850G				79-83	31-2218	---	DR400T				1980	31-2218	---	HARD PARTS
RF900RR~RV				94-97	31-2218	---	PE400T/X				80-81	31-2218	---	
DL1000 V-Strom				02-12	31-2242	---	RM400C				1978	31-5835	---	HARD PARTS
GS1000C/EC/N/EN				78-79	31-2218	31-2233	RM400N/T				79-80	31-5832	---	
GS1000ET				1980	31-2218	31-2233	SP400T Dual Sport				1980	31-5835	---	HARD PARTS
GS1000GT/GLT/GX/GLX				80-81	31-2218	---	TM/TS400				73-77	31-5835	---	
GS1000LN				1979	31-2218	31-2233	RM-Z450 K/L				05-11	31-2307	---	HARD PARTS
GS1000SN/ST				79-80	31-2218	31-2233	DR500X/Z/D				81-83	31-2218	---	
GS1000SZ Katana				1982	31-2218	31-2233	DR500X/Z/D Dual Sport				81-83	31-2218	---	HARD PARTS
GSX-R1000K1-K4				01-04	31-2263	---	SP500T Dual Sport				92-95	31-2218	---	
GSX-R1000				05-11	31-2242	---	DR650S Dual Sport				96-12	31-2307	31-2234	HARD PARTS
TL1000R				98-03	31-2242	---								
TL1000S				97-01	31-2263	---								HARD PARTS
GS1100ET/EX/EZ/ED/ESD				80-83	31-2218	31-2233								
GS1100GKZ /GK2/GKD/GKE				82-84	31-2218	---								HARD PARTS
GS1100GZ/GLZ/GD/GLD				82-83	31-2218	---								
GS1100LT				1980	31-2218	31-2233								HARD PARTS
GS1100SD Katana				1983	31-2218	31-2233								
GSX-R1100GM~N				86-92	31-2218	31-2233								HARD PARTS
GSX-R1100WP/WR				93-94	31-2218	31-2233								
GSX-R1100WS~WW				95-98	31-2218	---								HARD PARTS
GSX1100FJ~FP Katana				88-93	31-2218	31-2233								
GSX1100GM~GP Shaft				91-93	31-2218	31-2233								HARD PARTS
GS1150ES3/ESE/EF/ESF/EG				83-86	31-2218	31-2233								
GSF1200SV~SY/SAV Bandit				96-05	31-2218	---								HARD PARTS
GV1200GLF/GLF2/GLG Madura				85-86	31-2218	---								
GSF1250SA				07-09	31-2218	---								HARD PARTS
GSX1250FA				2011	31-2218	---								
GSX-1300R Hayabusa				99-13	31-2242	---								HARD PARTS
GSX1300BK B-King				08-09	31-2242	---								
GV1400G Cavalcade LXE				86-87	31-2218	---								HARD PARTS
GV1400GDG~GDJ Cavalcade LX				86-88	31-2218	---								
GV1400GTG/GTH Cavalcade				86-87	31-2218	---								HARD PARTS
VS1400GLP Intruder				87-09	31-2218	31-2234								
VL1500 Intruder				98-09	31-2218	---								HARD PARTS
VZR1800				06-11	31-2218	---								
SUZUKI® DUALSPORT/OFFROAD APPLICATION				YEAR	STEERING BEARINGS	SWINGARM BEARINGS	SUZUKI® DUALSPORT/OFFROAD APPLICATION				YEAR	STEERING BEARINGS	SWINGARM BEARINGS	EQUIPMENT & TOOLS
RM80				90-01	31-2232	---	YAMAHA® STREET APPLICATION				YEAR	STEERING BEARINGS	SWINGARM BEARINGS	
RM85L				02-09	31-2232	---	RX50K/L 50 Special				1983	31-5817	---	
RM100N/T/X				79-81	31-5832	---	RX50MK 50 Midnight Special				1983	31-5817	---	
DR-Z125/L				03-12	31-2232	---	YRS50T/U/W/A/B/D				87-92	31-5817	---	
DR125SER/SES/SET Dual Sport				94-96	31-2218	---	RD60A/B				73-75	31-5817	---	
RM125				05-08	31-2323	---	L5T/L5TA 100				69-70	31-5832	---	
RM125				92-04	31-2307	31-2234	RD125B/C				75-76	31-5832	---	
RM125A/B/C				75-78	31-5835	---	TA125 (Race)				---	31-5832	---	
RM125J				1988	31-2218	---	TR2B-125 (Race)				70-71	31-5832	---	
RM125N/T				79-80	31-5832	---	TZ125G (Race)				1980	31-5832	---	
PE175				80-84	31-2218	---	SR185H/J Exciter				81-82	31-5817	---	
PE175C/N				78-79	31-5835	---	RD200A/B/C				74-76	31-5832	---	
RS175T/X/Z				80-82	31-2218	---	RD250A/B				73-75	31-5832	31-0905(KIT)	
DR200SE Dual Sport				96-09	31-2218	---	RD250LC				80-82	---	31-0886(KIT)	
DR250L/M/N/P Offroad				90-93	31-2218	31-2234	SR250G/H/J Exciter				80-82	31-5832	---	
DR250SL~SES Dual Sport				90-95	31-2218	31-2234	SR250				91-98	---	31-0882(KIT)	
DR-Z250				01-07	31-2307	---	SR250TH Exciter II				1981	31-5832	---	
PE250				78-79	31-5835	---	SRX250T/TC				1987	31-5832	---	
PE250T/X				80-81	31-2218	---	TD3/TR3 250 (Race)				1972	31-5832	---	
RM-Z250				04-06	31-2237	31-2234	TZ250 (Race)				1973	31-5832	---	
RM-Z250				07-11	31-2307	31-2234	TZ250C/D/E (Race)				76-78	31-5832	---	
RM250				76-78	31-5835	---	TZ250F/G/H/J (Race)				79-82	31-2218	---	
RM250				79-80	31-5832	---	XS250				78-80	---	31-0886(KIT)	
							XV250 Route 66				88-90	31-5832	---	
							XV250 Virago				95-07	31-5832	---	
							XV250 V-Star				08-12	31-5832	---	
							R5/B/C 350				70-72	31-5832	---	
							RD350A/B				73-75	31-5832	31-0905(KIT)	
							RD350LC				80-82	---	31-0886(KIT)	
							RD350YPVS				83-84	---	31-0886(KIT)	
							RZ350L/N/NC/NCII				84-85	31-5832	---	
							TZ350C/D/E (Race)				74-78	31-5832	---	
							XS360C/D/2D				76-77	31-5832	31-0886(KIT)	
							FZR400				88-90	31-2218	---	
							RD400C/D/E/F				76-79	31-5832	31-0905(KIT)	
							XS400 Maxim/Seca				82-83	31-5832	---	
							XS400E/2F				78-79	31-5832	31-0905(KIT)	
							XS400D/E/F				77-79	31-5832	31-0905(KIT)	
							XS400G/H Special II				80-81	31-5832	31-0905(KIT)	
							XS400SG/SH Special				80-81	31-5832	31-0905(KIT)	
							XS400SJ Heritage Special				1982	31-5832	31-0905(KIT)	
							SR500E/F/G/H				78-81	31-5817	---	
							TX500/A				73-74	31-5833	---	
							XP500 T-Max (Scooter)				09-10	31-5563	---	
							XS500B/C/D/E				75-78	31-5833	31-0886(KIT)	
							XT500C~H Dual Sport				76-81	31-5817	---	
							XV500K Virago				1983	31-5832	---	
							XV535T/TC/U Virago				87-01	31-5832	---	
							XJ550H/J/K Maxim				81-83	31-5832	31-0905(KIT)	

EQUIPMENT & TOOLS

HARD PARTS

CARB & FUEL

IGNITION/ELECTRICAL

CONTROL

SUSPENSION

ACCESSORIES

MARINE

AUTOMOTIVE


	YAMAHA® STREET				YAMAHA® STREET			
	APPLICATION	YEAR	STEERING BEARINGS	SWINGARM BEARINGS	APPLICATION	YEAR	STEERING BEARINGS	SWINGARM BEARINGS
EQUIPMENT & TOOLS	XJ550RH/RJ/RK Seca	81-83	31-5832	31-0905(KIT)	XVZ13DS/DSC Venture Royale	1986	31-2218	—
	XZ550RJ/RK Vision	82-83	31-5833	—	XVZ13DT/DTC Venture Royale	1987	31-2218	—
	FJ600L/LC/N/NC	84-85	31-5832	—	XVZ13T/TC/U/UC Venture	87-88	31-2218	—
	FZ6 Fazer	04-10	31-2218	—	XVZ13D Venture Royale	89-93	31-2218	—
	FZ6-R	09-13	31-2218	—	XV1600 Road Star	99-03	31-2218	—
	FZ600S/SC/T/TC/U/UC	86-88	31-5833	—	XV1600 Road Star Limited	2000	31-2218	—
	FZR600R	89-99	31-2218	—	XV1600 Road Star Silverado	99-01	31-2218	—
	SRX600S/SC	1986	31-5833	—	XV1700 Road Star	03-13	31-2218	—
	YX600S Radian	86-90	31-5832	—				
	YZF600R	95-07	31-2218	—				
HARD PARTS	YZF-R6	99-05	31-2242	—	YAMAHA® ATV			
	YZF-R6	06-13	31-5563	—	APPLICATION	YEAR	STEERING BEARINGS	SWINGARM BEARINGS
	YZF-R6S	06-09	31-2242	—	YFA1W Breeze Moto-4	1989	—	31-0885(KIT)
	TX650/A	73-74	31-5833	—	YFA1B~YFA1R Breeze Moto-4	91-03	—	31-0885(KIT)
	XJ650G/H/J/K Maxim	80-83	31-5833	—	YT125N Tri-Moto ATV	1985	31-5817	—
	XJ650LH Midnight Maxim	1981	31-5833	—	YFM125 GRIZZLY	04-13	—	31-0885(KIT)
	XJ650LJ/LK Seca Turbo	82-83	31-5833	—	YT175J/K Tri-Moto ATV	82-83	31-5817	—
	XJ650RJ Seca	1982	31-5833	—	YFM200DX Moto-4	86-89	—	—
	XS1/XS1B/XS2 650	70-72	31-5833	31-0886(KIT)	YFS200U~R Blaster	88-03	—	31-0830
	XS650B/C/D/E/F/2F	75-79	31-5833	31-0905(KIT)	YTM200K Tri-Moto	1983	31-5817	—
CARB & FUEL	XS650G/H Special II	80-81	31-5833	31-0905(KIT)	YTM200N Tri-Moto	1984	31-5832	—
	XS650SE/SF/SG/SH	78-81	31-5833	31-0905(KIT)	YFM200 Moto-4	86-89	—	31-0885(KIT)
	XS650SJ/SK Heritage Special	82-83	31-5833	31-0905(KIT)	YFM225S/T/U Moto-4	86-88	—	—
	XVS650 V-Star, All	98-13	31-2218	—	YTM225D Tri-Moto	83-85	31-5817	—
	FZ700T/TC	1987	31-2218	—	YTM225D Tri-Moto	85-86	31-5832	—
	FZX700S/SC/T/TC Fazer	86-87	31-2218	—	YFB250D Timberwolf	92-95	—	—
	XJ700N/NC/S/SC Maxim	85-86	31-2218	—	YFB250FW Timberwolf	94-95	—	—
	XJ700XN Maxim X (20 valve)	85-86	31-2218	—	YFM250W/A/B Moto-4	89-91	—	—
	XV700CS/CSC/CT/CTC Virago	86-87	31-2218	—	YFM350ER Moto-4	87-95	—	—
	XV700L/LC/N/NC Virago	84-85	31-2218	—	YFM350FW Big Bear	87-96	—	—
IGNITION/ELECTRICAL	XV700SS/SSC Virago	1986	31-2218	—	YFM350FX Wolverine	1995	—	—
	FZ750N/S/SC	85-86	31-2218	—	YFM350 WARRIOR	87-88	—	31-0885(KIT)
	FZ750U/UC	1988	31-2218	—	YFM350X Warrior	87-03	—	31-0830
	FZR750RT/RU	87-88	31-2218	—	YFP350U Terrapro	1988	—	31-0830
	TX750/A	73-74	31-5833	31-0886(KIT)	YFZ350 Banshee	87-06	—	31-0830
	XJ750J/K Maxim	82-83	31-5833	—	YFM400F Kodiak	93-95	—	—
	XJ750MK Midnight Maxim	1983	31-5833	—				
	XJ750RH/RJ/RK Seca	81-83	31-5833	—	YAMAHA® DUALSPORT/OFFROAD			
	XS750D/2D/E/F	77-79	31-2218	—	APPLICATION	YEAR	STEERING BEARINGS	SWINGARM BEARINGS
	XS750SE/SF Special	78-79	31-2218	—	DT50U/W/A	88-90	31-5817	—
CONTROL	XV750H/J/K/MK Virago	81-83	31-5833	—	YZ50G	1980	31-5817	—
	XV750H1/HC1/J1/J1C Virago	96-97	31-2218	—	JT2/JT2MX-60	1972	31-5817	—
	XV750MK Midnight Virago	1983	31-5833	—	YZ60H/J/K	81-83	31-5817	—
	XV750U/UC~G/GC Virago	88-99	31-2218	—	BW80S/T/U/A	86-90	31-5817	—
	FZ-8	11-13	31-5563	—	DT80H/J/K	81-83	31-5817	—
	TDM850D/DC/E/EC	92-93	31-2218	—	GT1/GTMX-80	1973	31-5817	—
	XS850 Triple Series	80-81	31-2218	—	GT80A~G	74-80	31-5817	—
	TDM900	03-05	31-2242	—	GTMXA/MXB/MXC-80	74-76	31-5817	—
	XJ900RK Seca	1983	31-2218	—	GTMXD/MXE/MXF-80	77-79	31-5817	—
	XV920J/K/MK Virago	82-83	31-5833	—	MX80G/H/J	80-82	31-5817	—
SUSPENSION	XV920RH/RJ	81-82	31-5833	—	TY80A/B Trials	74-75	31-5817	—
	XVS950 V-Star	09-13	31-2218	—	YZ80	74-83	31-5817	—
	FZR1000	87-95	31-2218	—	YZ80	85-99	31-5818	—
	FZS1000 FZ-1	01-05	31-2218	—	YZ80	00-01	31-5819	—
	FZS1000N/ FZ1	01-04	31-2218	—	YZ85	02-13	31-5819	—
	FZS10 FZ-1	06-13	31-5563	—	HT1/HT1B/HT1BM-90 Enduro	70-71	31-5817	—
	XV1000L/LC/N/NC Virago	84-85	31-2218	—	TTR90	00-07	31-5817	—
	YZF-R1	98-06	31-2242	—	DT100(A-C)	74-76	—	31-0885(KIT)
	YZF-R1	07-13	31-5563	—	DT100A~K	74-83	31-5817	—
	FJ1100L/LC/N/NC	84-85	31-2218	—	LT2/LT3-100	72-73	31-5817	—
ACCESSORIES	XJ1100J Maxim	1982	31-2218	—	MX100A/B	74-75	31-5817	31-0885(KIT)
	XS1100, All	78-81	31-2218	—	MX100F/G/H/J/K	79-83	31-5817	—
	XV1100S Virago	86-98	31-2218	—	RS100B/C	75-76	31-5817	—
	XVS1100 V-Star	99-09	31-2218	—	RT100A~M	90-00	31-5817	—
	FJ1200, All	86-93	31-2218	—	YZ100	76-81	31-5817	31-0885(KIT)
	VMX12 V-Max	85-07	31-2218	—	YZ100J/K	82-83	31-2218	—
	XTZ12 Super Tenere	12-13	31-5563	—	LT2MX/LT2MX-100	72-73	31-5817	—
	XVZ12DKC2 Venture Royale	1984	31-2218	—	TTR110	08-16	31-5824	—
	XVZ12L/KC2 Venture	1984	31-2218	—	AT1-125 Enduro	69-71	31-5817	—
	XVZ12TDK Venture Royale	1983	31-2218	—	AT1M/AT1MB-125	69-70	31-5817	—
MARINE	XVZ12TK Venture	1983	31-2218	—	AT1MX MX-125	71-73	31-5817	—
	FJR1300 All	03-13	31-2242	—	AT2/AT3-125 Enduro	72-73	31-5817	—
	XVS1300 V-Star	07-13	31-2218	—	DT1 250 Enduro	68-79	31-5817	—
	XVZ1300 Royal Star, All	96-13	31-2218	—	DT125A~H Enduro	74-81	31-5817	31-0885(KIT)
	XVZ13DL/DN Venture Royale	84-85	31-2218	—	IT125G/H	80-81	31-5817	31-0885(KIT)
					MX125A/B/C	74-76	31-5817	—
					TTR125	00-04	31-5824	—
AUTOMOTIVE								

YAMAHA® DUALSPORT/OFFROAD APPLICATION	YEAR	STEERING BEARINGS	SWINGARM BEARINGS
TTR125E	03-08	31-5824	—
TTR125LE	03-15	31-5824	—
XT125J/K/KC Dual Sport	82-83	31-5817	—
YZ125	96-09	31-2246	—
YZ125	77-82	31-2218	—
YZ125A/B/C/X	74-76	31-5817	31-0885(KIT)
YZ125K/L/N/S	83-86	31-2218	31-0830
YZ125	96-09	31-2246	—
CT11/B/C/CT2/CT3-175 Enduro	69-73	31-5817	—
DT175A/B/C	74-76	31-5817	31-0885(KIT)
DT175F/G/H	79-81	31-5817	31-0885(KIT)
IT175D/E/F/G/H/J/K	77-83	31-2218	—
MX175A/B	74-75	31-5817	31-0885(KIT)
MX175G/H/J	79-81	31-5817	31-0885(KIT)
TY175B/C Trials	75-76	31-5817	31-0885(KIT)
YZ175C	1976	31-5817	31-0885(KIT)
BW200N/S/ES/ET/EU	85-88	31-5817	—
IT200L/N/S	84-86	31-2218	31-0830
TW200 Trailway	87-13	31-5817	—
WR200RD	1992	31-2227	31-0830
XT200J/K/KC Dual Sport	82-83	31-5817	—
TT-R230	05-11	31-2218	—
DT1CMX/DT1MX-250	1971	31-5817	31-0885(KIT)
DT250MX	77-79	—	31-0886(KIT)
DT2MX-250	1972	31-5817	—
DT250(512)	73-76	—	31-0886(KIT)
IT250D/E/F/G/H/J	77-82	31-2218	—
IT250K	1983	31-2218	31-0830
MX250/A/B	73-75	31-5817	—
TT250G/H/J Offroad	80-82	31-5817	31-0882(KIT)
TY250A/C/D Trials	74-77	31-5817	31-0885(KIT)
WR250F Offroad WR250X	02-11	31-2246	—
WR250R Dual Sport	08-13	31-2246	—
WR250X Supermoto	08-10	31-2246	—
XT250G/H/J/K/KC Dual Sport	80-83	31-5817	31-0882(KIT)
XT250L/LC Dual Sport	1984	31-2218	—
YZ250A/B/C	74-76	31-5817	—
YZ250D/E/F/G/H/J	77-82	31-2218	—
YZ250K/L/N/S	83-86	31-2218	31-0830
YZ250 Offroad 2-stroke	96-11	31-2246	—
YZ250F Offroad 4-stroke	01-11	31-2246	—
TT350S/T Offroad	86-87	31-2218	31-0830
XT350N/NC~M/MC Dual Sport	85-00	31-2218	31-0830
DT360A	1974	31-5817	—
MX360/A	73-74	31-5817	—
RT1-RT 360 Enduro	70-73	31-5817	—
RT1M/RT1/RT2MX-360	70-72	31-5817	—
YZ360A/B	74-75	31-5817	—
DT400B/C/D/E	75-78	31-5817	—
DT400MX	77-79	—	31-0886(KIT)
IT400C	1976	31-5817	—
IT400D/E/F	77-79	31-2218	—
MX400B	1975	31-5817	—
WR400F Offroad 4-stroke	98-02	31-2246	—
YZ400C	1976	31-5817	—
YZ400D/E/F	77-79	31-2218	—
YZ400FK/FL Offroad 4-stroke	98-99	31-2246	—
IT425G	1980	31-2218	—
WR426F Offroad 4-stroke	01-02	31-2246	—
YZ426F Offroad 4-stroke	00-02	31-2246	—
WR450F Offroad 4-stroke	05-09	31-2246	—
YZ450F Offroad 4-Stroke	03-12	31-2246	—
IT465H/J	81-82	31-2218	—
YZ465G/H	80-81	31-2218	—
IT490K/L	83-84	31-2218	31-0830
YZ490J	1982	31-2218	—
YZ490K/L/N/S/T	83-86	31-2218	31-0830
YZ490T (requires 2 pks)	1987	31-2218	31-0830
YZ490U/W/A (inner)	88-90	31-2218	—
SC500/A Scrambler	73-74	31-5817	—
TT500C/D/E/F/G/H Offroad	76-81	31-5817	—
XT500C/D/E/F/G/H Dual Sport	76-81	31-5817	—
TT550J/K Dual Sport	82-83	31-2218	—
XT600K/L/N/S Offroad	83-86	31-2218	31-0830
XT600L/LC~G/GC	84-95	31-2218	31-0830

SWINGARM BEARING KITS

Replacement shaft and bearings reduce wear, improve handling.

Made in Japan.



HONDA®

31-6923 2x Needle Bearings, 2x Thrust Washers, 1x Shaft.			
CB500/K1/K2	71-73	CB750A Automatic	76-78
CB550/K1	74-75	CB750K	—
CB550K	76-78	CB750K	75-78
CB550F Super Sport	75-77	CB750F Super Sport	75-78

31-6926 2x Needle Bearings, 2x Thrust Washers, 1x Shaft

CBX1000	1979	—	—
---------	------	---	---

31-2279 1x Needle Bearings, 1x Collar, 2x Ball Bearings, 1x Dust Seal

VFR800	02-09	VTR1000	98-05
--------	-------	---------	-------

31-2280 ————— XL600V ————— 89-90

31-6912 3x Bearings, 4x Dust Seals CBR900RR CBR929 00-01

31-6913 3x Bearings, 4x Dust Seals CBR900RR CBR954 02-03

31-6914 3x Bearings, 2x Dust Seals

CBR1000RA ABS 09-15 CBR1000S 14-15

CBR1000RA ABS 09-15 CBR1000S 14-15

CBR1000RR 04-15 VFR1200FD Interceptor 10-14

CBR1000RS 2014 02-03

KAWASAKI®

31-6924 4x Needle Bearings, 2x Thrust Washers, 1x Shaft, 2x Spacers.

Z1/A/B-900 73-75 KZ900A4/A5 76-77

KZ900B1 LTD 1976

YAMAHA®

31-0905 4x Needle Bearings, 2x Thrust Washers, 1x Shaft.

NOTE: DOES NOT FIT XS400 SECA/MAXIM MODELS 82-83

RD250/A/B 73-75 XJ550H/J/K Maxim 81-83

RD350/A/B 73-75 XJ550RH/RJ/RK Seca 81-83

RD400C/D/E/F 76-79 XS650 (all) 76-83

XS400 77-81

31-2281 2x Needle Bearings, 1x Shaft FZ6 04-06

31-2282 2x Needle Bearings, 1x Shaft YZF-R6 03-05


31-2283 2x Needle Bearings, 1x Shaft, 1 x Dust Seal YZF-R6 99-02

31-2284 2x Needle Bearings, 1x Shaft YZF-R1 98-03

STEERING BEARING INSTALLER

A new approach to steering bearing installation! This system utilizes specially designed aluminum inserts to quickly and accurately install lower steering bearings. Simply choose the correct insert, slide the setting driver over the steering tube, and tap the bearing into place with a hammer. Comes with inserts & driver.

35-4544 Steering Bearing Installer Tool



MOTION PRO SWINGARM BEARING TOOL

This tool is designed for installation of the swingarm bearings on late model Japanese motorcycles. Using the correct size insert (various sizes included in kit) and the puller, the bearing can be installed into the swingarm. Sold as a kit.

35-0213 Motion Pro Swingarm Bearing Tool



EQUIPMENT & TOOLS

HARD PARTS

CARB & FUEL

IGNITION/ELECTRICAL

CONTROL

SUSPENSION

ACCESSORIES

MARINE

AUTOMOTIVE

EQUIPMENT & TOOLS

HARD PARTS

CARB & FUEL

IGNITION/ELECTRICAL

CONTROL

SUSPENSION

ACCESSORIES

MARINE

AUTOMOTIVE

WHEEL BEARINGS

Japanese-made single row bearings. Sold each. "Z" indicates single metal-shielded bearing "ZZ" indicates double metal-shielded bearing, "2RS" indicates double rubber sealed bearing. No letter designation indicates Unshielded Bearing. **Made in Japan.**



K&L P/N	BEARING#	SIZE	NOTES
00-0843	6003-ZZ	17x35x10	Double Metal Shielded
31-5697	6004-ZZ	20x42x12	Double Metal Shielded
31-5694	6004-2RS	20x42x12	Double Rubber Sealed
31-5710	6007-ZZ	35x62x14	Double Metal Shielded
31-5690	6007-2RS	35x62x14	Double Rubber Sealed
31-5693	6008-2RS	40x68x15	Double Rubber Sealed
31-5689	6202-2RS	15x35x11	Double Rubber Sealed
31-5712	6203-ZZ	17x40x12	Double Metal Shielded
31-5688	6203-2RS	17x40x12	Double Rubber Sealed
31-5687	6205-2RS	25x52x15	Double Rubber Sealed
31-5721	6301Z	12x37x12	Single Metal Shielded
31-5722	6302Z	15x42x13	Single Metal Shielded
31-5733	6302-ZZ	15x42x13	Double Metal Shielded
31-5686	6302-2RS	15x42x13	Double Rubber Sealed
31-5724	6304Z	20x52x15	Single Metal Shielded

VINTAGE HONDA ROUND MASTER CYLINDER

HONDA OE#45500-410-000. 15.8MM
Fitment: CX500 1978, CB750F2 (USA) 1977 - 1978, GL1000 1975 - 1978


33-1165 Vintage Honda Round Master Cylinder



14 MM FRONT BRAKE MASTER CYLINDER

Front brake master cylinder (14mm) with integral brake light switch, 10mm mirror mount and fluid lever sight glass.

33-1151 14mm Front Brake Master Cylinder



COMPACT BRAKE RESERVOIR

Change your stock brake reservoir to the compact racing style. Hose included. * Check fluid level frequently to ensure fluid is not too low.

33-1132 Compact Brake Reservoir



EMGO REPLICA BRAKE MASTER CYLINDER ASSY.

EMGO Replacement Front Brake Master Cylinders fit classic Honda CB models and Yamaha XS650 models. The OEM-quality replacement master cylinder comes at an affordable price.

33-1280 Yamaha XS 650 1977-1984 13mm

33-1281 Honda models: 45510-KGA-941 13MM



NISSIN MASTER CYLINDERS

Nissin remote reservoir master cylinders have powerful stopping performance. Lever angle is adjustable to several different positions. Three different color combinations now available. **Made in Japan.**

33-1043 Brake Master Cylinder 14mm piston silver

33-1133 Brake Master Cylinder 14mm piston black

33-1129* Brake Master Cylinder 5/8" piston silver

33-1130* Brake Master Cylinder 5/8" piston black

***NOTE: THESE MASTER CYLINDERS COME WITH MIRROR MOUNT**



REPLACEMENT PARTS

33-1044 Clutch Master Cylinder Rebuild Kit 14mm

33-1076 Brake Master Cylinder Rebuild Kit 14mm

33-1077 Clutch Master Cylinder Reservoir Tank & Hose

33-1091 Brake Master Cylinder Reservoir Tank & Hose

33-1098 Clutch Lever (4 Position)

33-1108 Brake Lever (4 Position)



NISSIN RADIAL MASTER CYLINDERS

Radial master cylinder body lets the lever flow fluid directly through the vertical master cylinder giving precise and powerful brake feel. The lever is adjustable to several different positions. (Banjo bolt required, use M10x P1.25.) **NOTE: IT IS ALSO NECESSARY TO CHANGE THE BRAKE LINE.**

33-1135 Radial Brake Master Cylinder. 19mm Gold w/ Black lever

33-1136 Radial Brake Master Cylinder. 17mm Black w/ Black lever

33-1143 Radial Clutch Master Cylinder. 19mm Gold w/ Silver lever

33-1148 Radial Clutch Master Cylinder. 19mm Gold w/ Black lever



RETRO ROUND BRAKE MASTER CYLINDER

Classic retro styling in a high-quality custom master cylinder. Use with an M10x P1.25 banjo bolt, which fits most OEM master cylinders on most Honda®, Yamaha®, Kawasaki® and Suzuki® models. Some newer Ducati® and Suzuki applications are M10 x P1.0 and will require a new banjo bolt. Not compatible with DOT 5 silicone brake fluid. Designed to be used on 7/8" handlebars. Made in Japan.

32-1183 5/8" Black/Silver

32-1184 5/8" Black/Black

32-1187 14mm Black/Silver

32-1188 14mm Black/Black



SMOKED TRANSPARENT RESERVOIR COMPACT BRAKE RESERVOIR

Switch your reservoir tank to the unique smoked reservoir. Cap, diaphragm, plate and cap guide included. Hose is not included.

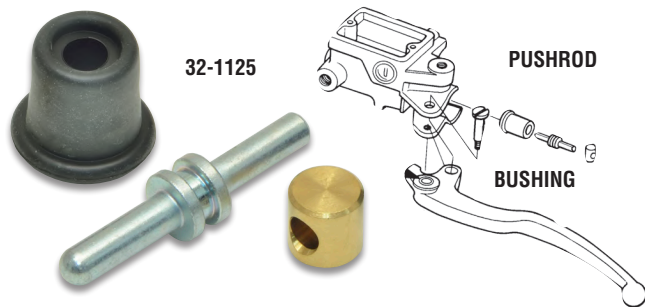
33-1162 Smoked Clutch Reservoir

33-1161 Smoked Brake Reservoir



K&L CLUTCH MASTER CYLINDER PUSHROD & BUSHING SET

3 piece set includes pushrod, bushing, and rubber boot. Numerous Applications, see partial listing below. If your application is not listed see reference numbers below. **Made in Japan.**



HONDA®	REFERENCE #	DESCRIPTION
32-1125	22884-MB0-006	Clutch Master Cylinder Pushrod
	22885-MB0-006	Bushing
	45504-410-003	Rubber Boot

RC30/RC45	All
VF/VFR 500, 750, 1000, 1100 Magna Sabre & Interceptor	83 on
CB550/650/700 Nighthawk	83-85
VT700/750/800/1100 Shadow	83 on
VFR800 Interceptor	83 on
PC800 Pacific Coast	All
CB/CBR1000, 1100	87 on
VTR1000 Superhawk	98 on
ST1100, 1300	91 on
GL1200, 1500, 1800 Goldwing, Valkyrie, Rune	84 on

KAWASAI®	REFERENCE #	DESCRIPTION
32-1125	13116-1110	Clutch Master Cylinder Pushrod
	92028-1310	Bushing
	49016-1044	Rubber Boot

ZX750 Ninja, ZX7, ZX7R	87 on
ZL900, 1000 Eliminator	84 on
ZX900 Ninja, 900 ZX9R	84 on
ZX1000 Ninja 1000R	86 on
ZG1000 Concours	86 on
ZX1000, 1100 Ninja ZX10, ZX11	88 on
ZR1100, 1200	92 on
ZX1200 ZZR1200	02 on
ZG1200 Voyager	86 on
VN1500, 1600 Vulcan	87 on

SUZUKI®	REFERENCE #	DESCRIPTION
32-1125	59871-08A00	Clutch Master Cylinder Pushrod
	59892-08A00	Bushing
	59666-44300	Rubber Boot

GV700GLF/GLF2 Madura	1985
VS700/750 /800 Intruder	86 on
GSX-R750G/H	86-87
RF900RR	94-97
DL1000 V-Strom	02-12
SV/TL1000	98-07
GSX-R1100	86-98
GSX1100F Katana	88-93
GSX1100GM/GN/GP Shaft	91-93
GSF1200 Bandit	97-04
GV1200 Madura	85-86
GSX1300R Hayabusa	99-07
GV1400G Cavalcade	86-88
VS1400 Intruder	87 on
VL1500 Intruder	98-04

K&L MASTER CYLINDER RESERVOIR REBUILD KITS

Kits include mounting o-ring, plastic reservoir (oil cup), diaphragm, reservoir cap and reservoir cap screws. **Made in Japan.**



HONDA	OEM REF P/N	DESCRIPTION
32-8043	1 45511-463-006	Reservoir (Oil Cup)
	1 45520-422-026	Diaphragm
	1 45513-422-672	Reservoir Cap (Oil Cup Cap)
	1 45516-422-006	O-Ring-39.7 x 3.5mm
	4 93600-04037-1G	Reservoir Cap Screw 4x37mm
	4 90137-422-006	Reservoir Cap Screw 4x35mm

APPLICATION	YEAR
CB/CM400	79-80
CX500	79-80
CB650	79-80
CB750 D.O.H.C.	79-80
CB900C Custom	80-81
CBX Super Sport	79-80
GL1000K Goldwing	1979
GL1100 Goldwing	80-81

32-1317	1 45511-371-003	Reservoir (Oil Cup)
	1 45520-371-003	Diaphragm
	1 45516-371-003	O-Ring
	2 45509-371-003	Inner Reservoir Cap

APPLICATION	YEAR
GL1000K Goldwing	75-78

32-8047	1 45511-MA5-671	Reservoir (Oil Cup)
	1 45520-MA5-672	Diaphragm
	1 45513-MA5-671	Reservoir Cap (Oil Cup Cap)
	1 45516-166-006	O-Ring
	2 93600-04045-1G	Reservoir Cap Screw 4x45mm

APPLICATION	YEAR
CB/CM400	1981
CB/CM450	82-83
CX500	81-82
GL500/I	81-82
CB650	81-82
GL650/I	1983
CB750 D.O.H.C.	81-83
CB900C	1982
CB900F	81-82
CBX Super Sport	81-82
GL1100 Goldwing	82-83

SUZUKI	OEM REF P/N	DESCRIPTION
32-8059	1 59687-45100	Reservoir (Oil Cup)
	1 59667-45100	Diaphragm
	1 59669-45130	Reservoir Cap (Oil Cup Cap)
	1 59686-45100	O-Ring
	4 59691-45100	Reservoir Cap Screw 4x45mm

APPLICATION	YEAR
GN400XT/XX	80-81
GS450	80-83
GS750ET/EX	80-81
GS850GT/GX	80-81
GS1000GT/GX	80-81

EQUIPMENT & TOOLS

HARD PARTS

CARB & FUEL

IGNITION/ELECTRICAL

CONTROL

SUSPENSION

ACCESSORIES

MARINE

AUTOMOTIVE

K&L MASTER CYLINDER RESERVOIR DIAPHRAGMS

Here is the fix for leaking Master Cylinder reservoirs. These diaphragms are available for many popular applications, be sure to check the Interchange Guide below if your bike is not listed. This is the easiest way to stop bikes (and owners) from weeping, make sure to order a selection for your Parts and Service Departments today! Sold in packs of Two Diaphragms. Sold in pack/2. **Made in Japan**

PART INTERCHANGE GUIDE

NOTE: O.E. #'S LISTED FOR REFERENCE USE ONLY

HONDA®			
K&L #	REPLACES	K&L #	REPLACES
32-7621	45520-MM5-006	32-7639	45520-KV3-006
32-7633	45520-MG7-006	32-7640	45520-MA5-672
32-7634	45520-300-000	32-7641	45520-422-026
32-7638	45520-371-01		

KAWASAKI®			
K&L #	REPLACES	K&L #	REPLACES
32-7662	43028-1058	32-7703	43028-1067
32-7702	43028-1057		

SUZUKI®			
K&L #	REPLACES	K&L #	REPLACES
32-7704	59667-49460	32-7709	59667-04700
32-7705	59667-18441		

YAMAHA®			
K&L #	REPLACES	K&L #	REPLACES
32-7706	4L0-25854-00-00	32-7708	56A-25854-00-00
32-7707	4HM-25854-00-00		

HONDA® STREET APPLICATION					
APPLICATION	YEAR	FRONT	REAR	CLUTCH	
CB50R	2004	32-7633	—	—	
NSR50R	2004	32-7633	32-7633	—	
NSF100	2006	32-7633	—	—	
CBR250R/RA	11-13	32-7633	—	—	
CMX250C/CD Rebel	85-12	32-7633	—	—	
CB400F CB-1	89-90	—	32-7633	—	
CB500F/FA	2013	32-7633	32-7633	—	
CBR500R/RA	2013	32-7633	32-7633	—	
CB550 S.O.H.C.	74-78	32-7634	—	—	
CBR600F Hurricane	87-90	—	32-7633	—	
CBR600F2	91-94	32-7621	32-7634	—	
CBR600F3	95-98	32-7621	32-7634	—	
CBR600F4	99-04	32-7621	32-7634	—	
CBR600RR	03-06	32-7621	32-7633	—	
CBR600RR	07-12	32-7634	—	—	
CBR600RR/RA	07-12	—	32-7633	—	
FSC600/A/D Silver Wing	02-12	32-7621	32-7621	—	
VT600	88-89	32-7621	—	—	
VT600C Shadow	88-07	32-7621	—	—	
NT650 Hawk GT	88-91	—	32-7633	—	
NSA700A	2009	32-7621	32-7634	—	
NT700V/VA	10-11	32-7621	32-7634	—	
CB750 Nighthawk	91-03	32-7621	—	—	
CB750 D.O.H.C.	79-83	32-7640	—	—	
CB750K S.O.H.C.	69-78	32-7634	—	—	
VF750C Magna	93-01	32-7621	—	—	
VFR750F	90-97	32-7621	32-7634	32-7621	
VFR750F Interceptor	90-93	—	32-7634	—	
VT750 Shadow	98-07	32-7621	—	—	
VFR800FI Interceptor	98-06	32-7621	32-7634	32-7621	
CB900F	02-07	32-7621	32-7634	—	
CBR900RR	93-99	32-7639	32-7634	—	
CB1000	94-95	—	32-7633	—	
CB1000R	2013	32-7634	32-7634	—	
CBR1000RR	04-07	—	32-7633	—	
CBR1000RR	04-05	32-7639	—	—	
CBR1000RR	06-12	32-7634	—	—	
CBX1000	79-80	32-7641	—	—	
GL1000K Goldwing	75-78	32-7638	—	—	
VTR1000F	98-05	—	32-7633	—	
CB1100/A	11-13	32-7621	32-7634	32-7621	
CBR1100XX Blackbird	97-06	32-7621	32-7634	32-7621	
GL1100 Goldwing	80-81	32-7641	—	—	



HONDA® STREET APPLICATION					
APPLICATION	YEAR	FRONT	REAR	CLUTCH	
GL1100 Goldwing	82-83	32-7640	—	—	
ST1100	91-02	32-7621	32-7634	32-7621	
VT1100C2 Shadow	95-05	32-7621	—	—	
GL1200 Goldwing	84-87	32-7640	—	32-7640	
VFR1200F/FD	10-12	—	32-7634	—	
ST1300A	03-12	32-7621	32-7634	32-7621	
VT1300C All	10-12	32-7621	32-7634	—	
VTX1300A	03-09	32-7621	32-7634	—	
GL1500 Goldwing	88-03	32-7621	32-7638	32-7621	
GL1500C Valkyrie	97-00	32-7621	32-7633	32-7621	
GL1500C Valykrie (All)	97-03	—	32-7633	—	
GL1800C Goldwing	01-12	32-7621	—	32-7621	
VTX1800	02-08	32-7621	32-7634	32-7621	

EQUIPMENT & TOOLS
HARD PARTS
CARB & FUEL
IGNITION/ELECTRICAL
CONTROL
SUSPENSION
ACCESSORIES
MARINE
AUTOMOTIVE

HONDA ATV®				
APPLICATION	YEAR	FRONT	REAR	CLUTCH
ATC200X	83-85	—	32-7633	—
ATC200X	86-88	32-7633	32-7633	—
ATC250R	83-84	—	32-7633	—
ATC250R	85-86	32-7633	32-7633	—
ATC350X	85-86	32-7633	32-7633	—
TRX200	90-91	32-7633	—	—
TRX200D	91-97	32-7633	—	—
TRX200SX	87-88	32-7633	—	—
TRX250	97-01	32-7633	—	—
TRX250EX	01-08	32-7633	—	—
TRX250R	86-89	32-7633	32-7633	—
TRX250TE/TM	02-12	32-7633	—	—
TRX250X	87-92	32-7633	32-7633	—
TRX250X	09-12	32-7633	—	—
TRX300	88-92	32-7633	—	—
TRX300	96-00	32-7633	—	—
TRX300EX	93-08	32-7633	32-7633	—
TRX300X	2009	32-7633	32-7633	—
TRX350FE/FM/TE/TM	00-03	32-7633	—	—
TRX400EX	99-08	32-7633	—	—
TRX400X	09-12	32-7633	—	—
TRX450R/ER	04-12	32-7633	—	—
TRX500FE/FM	2012	32-7633	—	—
TRX500FPE/FPM	2012	32-7633	—	—
TRX700XX	08-09	32-7633	—	—

HONDA® DUAL SPORT/OFFROAD				
APPLICATION	YEAR	FRONT	REAR	CLUTCH
CRF230L	08-09	32-7633	—	—
CRF230M	2009	32-7633	—	—
NX250 Dualsport	88-90	32-7633	—	—
XR250L	91-96	32-7633	—	—
XR250R	84-95	32-7633	—	—
XL350R	84-85	32-7633	—	—
XR350R	84-85	32-7633	—	—
XR500R	83-84	32-7633	—	—
XL600V	89-90	32-7633	—	—
XR600R	85-00	32-7633	—	—
XL600R	83-87	32-7633	—	—
NX650 Dualsport	88-89	32-7633	—	—
XR650L Dualsport	93-12	32-7633	—	—

HONDA® SCOOTER				
APPLICATION	YEAR	FRONT	REAR	CLUTCH
NHX110	2010	32-7633	—	—
SH150i	2010	32-7633	—	—
CN250	86-05	32-7633	—	—
NSS250/A	01-07	32-7633	32-7633	—
PS250	05-06	32-7633	32-7633	—

KAWASAKI® STREET				
APPLICATION	YEAR	FRONT	REAR	CLUTCH
EL250 Eliminator	88-94	32-7662	—	—
EX250F Ninja	86-07	32-7662	32-7702	—
EX250J Ninja	08-12	—	32-7702	—
ER500	99-02	32-7662	—	—
EX500A/D Ninja	87-09	32-7662	—	—
ZR550B Zephyr	90-93	32-7662	32-7702	—
ZX600A/B Ninja 600R	85-87	32-7662	32-7702	—
ZX600C Ninja 600R	88-97	32-7662	32-7702	—
ZX600D/E ZX-6	90-03	32-7662	32-7702	—
ZX600G/J ZX-6R	98-08	32-7702	32-7702	—
ZX600K/M/N ZX-6RR	03-06	32-7702	32-7702	—
ZX600P ZX-6R	07-08	32-7702	—	—
ZX600R ZX-6R	09-12	32-7702	32-7702	—
ZX636 ZX-6R	02-06	32-7702	32-7702	—
KLE650 Versys	08-12	—	32-7702	—
ER650 ER-6n	09-10	—	32-7702	—
EX650 Ninja	06-08	32-7662	32-7702	—
EX650 Ninja	09-12	—	32-7702	—
ZR750C Zephyr	91-93	32-7662	32-7702	—

KAWASAKI® STREET				
APPLICATION	YEAR	FRONT	REAR	CLUTCH
ZR750H ZR-7S	01-05	32-7662	32-7702	—
ZX750F Ninja 750R	87-90	32-7662	32-7702	32-7662
ZX750 ZX-7/ZX-7R	89-03	32-7702	32-7702	—
ZX750 ZX-7RR	96-97	32-7702	32-7702	—
VN800C/E Drifter	99-06	—	32-7702	—
VN900 Vulcan, All	06-12	32-7662	32-7702	—
ZL900/1000 Eliminator	85-87	32-7662	32-7702	32-7662
ZX900/1000 Ninja	84-87	32-7662	32-7702	32-7662
ZX900 ZX-9R	98-03	32-7702	—	—
KZ1000 P21/P22/P24	02-05	32-7662	—	—
VN1000	03-08	32-7662	—	—
ZG1000 Concours	86-06	32-7662	32-7702	32-7662
ZL1000	1987	32-7662	—	—
Z1000	03-06	32-7662	—	—
ZX1000B ZX-10	89-90	32-7662	32-7702	32-7662
ZX1000C/D ZX-10R	04-07	32-7702	32-7702	—
ZX1000D/E/F ZX-10R	08-10	32-7702	—	—
ZX1000G/H Ninja 1000	11-12	32-7702	—	—
ZX1000J/K ZX-10R	11-12	32-7702	—	—
ZR1100A Zephyr	92-95	32-7662	32-7702	32-7662
ZX1100C/D ZX-11	90-01	32-7662	32-7702	32-7662
ZG1200 Voyager XII	86-03	32-7662	32-7702	32-7662
ZX1200C ZZR-1200	02-05	32-7662	32-7702	32-7662
ZX1200 ZX-12R	00-06	32-7662	32-7702	—
ZRX1200R	01-05	32-7662	—	—
ZN1300	87-89	32-7662	—	—
ZX1400 ZX-14R	06-12	32-7702	32-7702	—
VN1500 Vulcan, All	87-08	—	32-7702	—
VN1500	00-03	32-7662	32-7702	—
VN1600 Vulcan, All	03-08	32-7662	32-7702	32-7662
VN1700 Vulcan, All	10-12	—	32-7702	—
VN2000 Vulcan, All	04-10	32-7662	32-7702	—

KAWASAKI® ATV				
APPLICATION	YEAR	FRONT	REAR	CLUTCH
KLF300 A1/A2	88-94	32-7662	—	—
KLF300 B11/B12	98-99	32-7662	—	—
KLF300 C10/C11	98-99	32-7662	—	—

KAWASAKI® OFF-ROAD				
APPLICATION	YEAR	FRONT	REAR	CLUTCH
KX65	00-07	32-7703	32-7703	—
KX85	01-07	32-7703	32-7703	—
KX125	94-07	32-7703	32-7703	—
KX250	94-07	32-7703	32-7703	—
KLX300	97-03	32-7703	32-7703	—
KX450F	06-07	32-7703	32-7703	—
KX500	92-01	32-7703	32-7703	—
KLX650	93-01	32-7703	32-7703	—

SUZUKI®				
APPLICATION	YEAR	FRONT	REAR	CLUTCH
GS500	89-02	32-7704	—	—
GSF600 Bandit	95-04	32-7704	32-7709	—
GSX600F Katana	88-06	32-7704	—	—
GSX-R600	92-05	32-7705	32-7709	—
GSX-R600	96-12	32-7705	—	—
RF600R	93-96	32-7704	32-7709	—
DL650 V-Strom	04-12	32-7704	32-7709	—
SV650	99-08	32-7704	32-7709	—
SV650S	99-08	32-7705	—	—
GSX750F Katana	89-06	32-7704	—	—
GSX-R750	88-05	32-7705	32-7709	—
GSX-R750	06-12	32-7705	—	—
VL800 Volusia	01-06	32-7704	—	—
VS800 Intruder	92-09	32-7704	—	32-7704
RF900R	94-97	32-7704	—	—
DL1000 V-Strom	02-12	32-7704	32-7709	32-7704
GSX-R1000	01-06	32-7705	32-7709	—
GSX-R1000	07-12	32-7705	—	—
SV1000S	03-07	32-7705	—	—

EQUIPMENT & TOOLS

HARD PARTS

CARB & FUEL

IGNITION/ELECTRICAL

CONTROL

SUSPENSION

ACCESSORIES

MARINE

AUTOMOTIVE

EQUIPMENT & TOOLS

SUZUKI®					
APPLICATION	YEAR	FRONT	REAR	CLUTCH	
TL1000S	97-01	32-7705	32-7709	—	
TL1000R	98-03	32-7705	32-7709	—	
GSX1100F Katana	88-93	32-7704	—	32-7704	
GSX-R1100	86-98	32-7704	—	32-7704	
GSF1200 Bandit	97-06	32-7704	32-7709	32-7704	
GSX-R1300 Hayabusa	99-12	32-7704	32-7709	32-7704	
VS1400 Intruder	87-09	32-7704	32-7709	32-7704	
VL1500 Intruder	98-06	32-7704	—	32-7704	

HARD PARTS

YAMAHA® STREET					
APPLICATION	YEAR	FRONT	REAR	CLUTCH	
SRX250	1987	32-7706	—	—	
XV250 Route 66	88-90	32-7706	—	—	
XV250 Virago	88-07	32-7706	—	—	
XV250 V-Star	08-12	32-7706	—	—	
XT350	85-00	32-7706	—	—	
XS400	82-83	32-7706	—	—	
XV500 Virago	1983	32-7706	—	—	
XV535 Virago	87-00	32-7706	—	—	
XJ550 Maxim	89-02	32-7706	—	—	
XJ550 Seca	89-02	32-7706	—	—	
XZ550 Vision	82-83	32-7706	—	—	
XT600	84-02	32-7706	—	—	
XJ650 Maxim	80-83	32-7706	—	—	
XJ700 Maxim	85-86	32-7707	—	—	
XJ700 Maxim X	85-86	32-7707	—	—	
XV700 Virago	84-87	32-7707	—	—	
XJ750 Maxim	82-83	32-7707	—	—	
XV750 Virago	81-83	32-7706	—	—	
XV750 Virago	88-97	32-7707	—	—	
XV920K/MK Virago	1983	32-7706	—	—	
FZ1000S FZ1	01-05	32-7707	—	—	

CARB & FUEL

IGNITION/ELECTRICAL

CONTROL

YAMAHA® ATV					
APPLICATION	YEAR	FRONT	REAR	CLUTCH	
YFS200 Blaster	03-06	32-7706	—	—	
YFM250B Bruin 2WD	05-06	32-7706	—	—	
YFM250B Big Bear 2WD	07-09	32-7706	—	—	
YFM250X Bear Tracker	02-04	32-7706	—	—	
YFM350FW Big Bear 4WD	87-11	32-7706	—	—	
YFM350FX Wolverine 4WD	95-09	32-7706	—	—	
YFM350 Grizzly	07-11	32-7706	—	—	
YFM350R Raptor	04-11	32-7706	—	—	
YFM350U Big Bear 2WD	96-99	32-7706	—	—	
YFM350X Warrior	87-04	32-7706	—	—	
YFZ350 Banshee	87-06	32-7706	—	—	
YFM400F Kodiak 4WD	93-06	32-7706	—	—	
YFM400FG Grizzly 4WD	07-08	32-7706	—	—	
YFM450FG Grizzly 4WD	07-11	32-7706	—	—	
YFZ450	04-06	32-7706	—	—	
YFM600FW Grizzly	98-01	32-7706	—	—	
YFM660F Grizzly	02-08	32-7706	—	—	
YFM660R Raptor	01-05	32-7706	—	—	

SUSPENSION

ACCESSORIES

YAMAHA® OFF-ROAD					
APPLICATION	YEAR	FRONT	REAR	CLUTCH	
YZ80	93-96	32-7708	—	—	
YZ85	02-04	32-7708	—	—	
TTR125/L	00-11	32-7708	—	—	
YZ125	94-95	32-7708	—	—	
YZ125	02-03	32-7708	—	—	
TTR225	99-04	32-7706	—	—	
YZ250	94-95	32-7708	—	—	
YZ250	02-03	32-7708	—	—	
YZ250F	01-03	32-7708	32-7708	—	
WR250	95-96	32-7708	—	—	
WR250F	01-03	32-7708	32-7708	—	
WR426F	01-02	32-7708	—	—	
YZ426F	01-02	32-7708	32-7708	—	
WR450F	2003	32-7708	—	—	
YZ450F	2003	32-7708	—	—	

MARINE

AUTOMOTIVE

MASTER CYLINDER CONNECTING SET

This kit allows replacement of this commonly crash damaged component; and contains one each of the following. Connector, Dust Cover, O-Ring, and Snap Ring. **Made in Japan**

32-7601 Master Cylinder Connecting Set



32-7601

HONDA® STREET		SUZUKI® STREET	
APPLICATION	YEAR	APPLICATION	YEAR
CBR600RR	07-10	GSX-R600	97-09
CBR900RR	92-03	SV650	99-08
CBR1000RR	04-10	GSX-R750	88-08
GL1500	97-03	GSX-R1000	01-09
RC51	00-06	SV1000	03-07
VTX1800C	02-08	TL1000	98-03
VTR1000	97-04	TL1000S	97-01


HONDA® DIRT		SUZUKI® DIRT	
APPLICATION	YEAR	APPLICATION	YEAR
CR80R/RB	96-02	RM125N-S	92-95
CR85R/RB	03-07	RM125K1-K6	01-06
CR125R	94-97	RM250P-S	93-95
CR250R	92-96	RM250K1-K6	01-06
		DR250	90-95
		DR350S	90-98

YAMAHA® STREET		KAWASAKI® STREET	
APPLICATION	YEAR	APPLICATION	YEAR
TZ125	99-00	ZX600G1/G2 ZX-6R	98-02
TZ250	99-01	ZX600 ZX-6RR	03-06
FZR600R	94-95	ZX636A1P ZX-6R	02-11
YZF600R	96-04	ZX750P1-P7 ZX-7R	96-03
YZF-R6	99-09	ZX750N1 ZX-7RR	96-98
YZF-R6 LTD	2006	ZX750J1/J2 ZXR	89-95
YZF-R7	1999	ZX750M1/M2 ZXR	93-94
YZF750	94-98	ZX900 ZX-9R	98-03
FZR1000	91-95	ZX1000 ZX-10R	04-11
YZF-R1	98-03	ZX1400	06-11

MITYVAC DELUXE VACUUM TESTER KIT

Kit includes accessories needed to bleed brake systems and test basic vacuum related systems in the engine, ignition and fuel. Instruction manual and molded plastic carrying case included.

35-5900 Mityvac Deluxe Vacuum Tester Kit





K&L MASTER CYLINDER REBUILD KITS

These attractively packaged high quality kits are sourced directly from the OEM manufacturers. Most kits contain all the necessary components to completely rebuild the master cylinder. **Made in Japan.**



K&L MASTER CYLINDER KIT INTERCHANGE GUIDE

Note: O.E. #'s listed for reference use only

HONDA®			
K&L#	MFG	REPLACES	
32-4142	Honda	22886-MAT-E01	
32-4250	Honda	22886-MB4-305	
32-1081	Honda	22886-MBO-305	
32-7557	Honda	22886-MCS-G01	
32-4270	Honda	43510-371-305	
32-1458	Honda	43520-422-305	
32-1075	Honda	43520-461-771	
32-4268	Honda	43520-463-315	
32-3811	Honda	43520-KZ4-J42	
32-4271	Honda	43520-MA5-305	
32-7574	Honda	43520-MAJ-G41	
32-7496	Honda	43520-MAT-E01	
32-4236	Honda	43520-MB2-305	
32-4272	Honda	43520-MB9-781	
32-7497	Honda	43520-MBG-006	
32-7498	Honda	43520-MCS-G01	
32-4249	Honda	43520-MG9-305	
32-4253	Honda	43520-MGE-006	
32-1080	Honda	43520-MJ6-305	
32-7494	Honda	43520-MZ2-305	
32-4267	Honda	43530-410-305	
32-1341	Honda	45530-371-305	
32-1101	Honda	45530-377-305	
32-1324	Honda	45530-410-305	
32-1464	Honda	45530-442-315	
32-1102	Honda	45530-463-305	
32-1078	Honda	45530-471-831	
32-1105	Honda	45530-HA8-771	
32-1107	Honda	45530-HC5-006	
32-4188	Honda	45530-KCE-671	
32-7575	Honda	45530-KJ1-702	
32-1150	Honda	45530-KN5-305	
32-1109	Honda	45530-KV3-305	
32-1487	Honda	45530-KVY-911	
32-1079	Honda	45530-MA4-671	
32-1100	Honda	45530-MA5-671	
32-7561	Honda	45530-MAJ-G41	
32-1115	Honda	45530-MCJ-751	
32-7590	Honda	45530-MEL-006	
32-3809	Honda	45530-MEN-J01	
32-1112	Honda	45530-MFJ-D01	
32-4245	Honda	45530-MG9-951	
32-4247	Honda	45530-MM8-671	
32-1474	Honda	45530-MN9-305	
32-7573	Honda	45530-MR7-305	
32-7563	Honda	45620-MBG-026	

KAWASAKI®			
K&L#	MFG	REPLACES	
32-4222	Kawasaki	43015-S010	
32-0855	Kawasaki	43020-0010	
32-0856	Kawasaki	43020-0015	
32-8053	Kawasaki	43020-1019	
32-8052	Kawasaki	43020-1023	
32-1096	Kawasaki	43020-1054	
32-1095	Kawasaki	43020-1055	
32-8056	Kawasaki	43020-1056	
32-4228	Kawasaki	43020-1057	
32-4066	Kawasaki	43020-1065	
32-4063	Kawasaki	43020-1071	
32-4230	Kawasaki	43020-1094	
32-0853	Kawasaki	43020-1098	
32-2382	Kawasaki	43020-1104	
32-2380	Kawasaki	43020-1109	
32-4159	Kawasaki	43020-1112	
32-2381	Kawasaki	43020-1115	
32-4065	Kawasaki	43020-1121	
32-2293	Kawasaki	43020-1123	
32-1082	Kawasaki	43020-S004	
32-4188	Kawasaki	43020-S008	
32-8048	Kawasaki	43073-001	
32-8046	Kawasaki	43073-005	

SUZUKI®			
K&L#	MFG	REPLACES	
32-1120	Suzuki	59600-01810	
32-1082	Suzuki	59600-04810	
32-1121	Suzuki	59600-24810	
32-4167	Suzuki	59600-27820	
32-1119	Suzuki	59600-29810	
32-1124	Suzuki	59600-29820	
32-1082	Suzuki	59600-36820	
32-4188	Suzuki	59600-36830	
32-1083	Suzuki	59600-45831	
32-1118	Suzuki	59600-45850	
32-1122	Suzuki	59600-45860	
32-1123	Suzuki	59600-45870	
32-1086	Suzuki	59800-08810	
32-4219	Suzuki	69600-04810	
32-4222	Suzuki	69600-04820	
32-4139	Suzuki	69600-34820	
32-1134	Suzuki	69600-38810	
32-1097	Suzuki	69600-45820	

TRIUMPH®			
K&L#	MFG	REPLACES	
32-4257	Triumph	2040040-T0301 (Clutch)	
32-1118	Triumph	2020003-T0301 (14mm)	
32-1122	Triumph	2020002-T0301 (5/8")	
32-4228	Triumph	T2020031 (14mm)	

YAMAHA®			
K&L#	MFG	REPLACES	
32-4034	Yamaha	1FK-W0042-50-00	
32-1085	Yamaha	1J3-W0041-20-00	
32-4031	Yamaha	1J3-W0042-50-00	
32-7549	Yamaha	1WG-W0042-50-00	
32-1089	Yamaha	23L-W0041-00-00	
32-4021	Yamaha	29L-W0042-50-00	
32-4025	Yamaha	2GH-W0042-50-00	
32-4033	Yamaha	2H7-W0042-00-00	
32-4716	Yamaha	2KR-W0042-50-00	
32-4146	Yamaha	2KW-W0099-00-00	
32-4024	Yamaha	36Y-W0041-00-00	
32-4036	Yamaha	3D7-W0042-00-00	
32-4717	Yamaha	3GD-W0042-00-00	
32-4153	Yamaha	3GM-W0099-00-00	
32-7591	Yamaha	3SP-W0041-00-00	
32-4719	Yamaha	4BA-W0042-50-00	
32-1084	Yamaha	4H7-W0041-00-00	
32-0857	Yamaha	4H7-W0041-50-00	
32-1480	Yamaha	4K0-W0041-50-00	
32-4204	Yamaha	4SS-W0042-50-00	
32-2299	Yamaha	4SV-W0041-00-00	
32-4008	Yamaha	535-W0041-60-00	
32-1088	Yamaha	56A-W0041-00-00	
32-4208	Yamaha	5BE-W0042-00-00	
32-7592	Yamaha	5DM-W0041-50-00	
32-4029	Yamaha	5EL-W0042-50-00	
32-4195	Yamaha	5JW-W0099-00-00	
32-4714	Yamaha	5LP-W0041-00-00	
32-7594	Yamaha	5MT-W0041-00-00	
32-0858	Yamaha	5NY-W0041-00-00	
32-7593	Yamaha	5PX-W0041-00-00	
32-3813	Yamaha	5UN-W0042-50-00	
32-0859	Yamaha	5XC-W0041-00-00	
32-1073	Yamaha	5XT-W0041-00-00	
32-1116	Yamaha	8CR-W0041-00-00	

EQUIPMENT & TOOLS

HARD PARTS

CARB & FUEL

IGNITION/ELECTRICAL

CONTROL

SUSPENSION

ACCESSORIES

MARINE

AUTOMOTIVE

EQUIPMENT & TOOLS

HARD PARTS

CARB & FUEL

IGNITION/ELECTRICAL

CONTROL

SUSPENSION

ACCESSORIES

MARINE

AUTOMOTIVE

K&L MASTER CYLINDER REBUILD KITS

These attractively packaged high quality kits are sourced directly from the OEM manufacturers. Contains all the necessary components to completely rebuild the master cylinder. **Made in Japan.**



HARLEY DAVIDSON® STREET

APPLICATION	YEAR	FRONT	REAR	CLUTCH
Big Twins	82-87	—	32-0263	—
Big Twins	86-95	32-0264 (5/8)	—	—
Sportster	86-95	32-0264 (5/8)	—	—

HONDA® STREET

APPLICATION	YEAR	FRONT	REAR	CLUTCH
CB50R	2004	32-1474	32-1080	—
NSR50R	2004	32-1078	32-1080	—
NSF100	2006	32-1078	32-1080	—
NHX110	2010	32-1078	—	—
CB125TT	1990	32-1079	—	—
PCX125	2011	32-1078	32-1487	—
PCX150	13-15	32-1487	—	—
SH150I	2010	32-1078	—	—
CBR250R	11-12	32-1474	32-4236	—
CBR250R	2013	32-1487	32-4236	—
CBR250RA ABS	11-13	32-1078	32-4236	—
CBR300R	2015	32-1487	—	—
CMX250C Rebel 250	85-87	32-1078	—	—
CMX250C Rebel 250	96-09	32-1078	—	—
CN250 Helix (Scooter)	86-87	32-1079	—	—
CN250 Helix (Scooter)	92-01	32-1079	—	—
NSS250 Reflex (RH)	01-07	32-1078	—	—
NSS250 Reflex (LH)	01-07	32-1079	—	—
NSS300/A Forza (RH)	14-15	32-1487	—	—
NX250	88-90	32-1474	—	—
PS250 Big Ruckus	05-06	32-1078	32-1079	—
VTR250R Interceptor	88-90	32-1078	—	—
XR250L Dual Sport	91-96	32-7575	32-4236	—
CB360/G	73-74	32-1101	—	—
CB360T	75-76	32-1101	—	—
CB400F Super Sport	75-77	32-1101	—	—
CB400F CB1	89-90	32-1474	32-4236	—
CB400TII Hawk II	1979	32-1464	—	—
CB400T Hawk	1980	32-1464	—	—
CB400T Hawk	1981	32-1079	—	—
CM400A Automatic	79-80	32-1464	—	—
CM400A Automatic	1981	32-1079	—	—
CM400C Custom	1981	32-1079	—	—
CM400T	79-80	32-1464	—	—
CM400T	1981	32-1079	—	—
CB450SC Nighthawk	82-83	32-1079	—	—
CB450SC Nighthawk	85-86	32-1079	—	—
CB450T Hawk	1982	32-1079	—	—
CM450A Automatic	82-83	32-1079	—	—
CM450C Custom	82-83	32-1079	—	—
CMX450C Rebel	86-87	32-1078	—	—
CB500F/FA	2013	32-1078	—	—
CB500R/RA	2013	32-1078	—	—
CB500T	75-76	32-1101	—	—
CX500	1979	32-1464	—	—
CX500C Custom	1979	32-1464	—	—
CX500C Custom	1980	32-1102	—	—
CX500C Custom	81-82	32-1079	—	—
CX500D Deluxe	79-80	32-1464	—	—
CX500D Deluxe	1981	32-1079	—	—
CX500TC	1982	32-1100	32-1075	—
FT500 Ascot (Single)	82-83	32-1079	32-1075	—
GB500	89-90	32-1078	—	—
GL500 Silver Wing	81-82	32-1079	—	—
GL500I Interstate	81-82	32-1100	—	—
VF500C Magna	84-85	32-1079	—	32-1081
VF500F Interceptor	84-86	32-1100	32-1080	32-1081
VT500C Shadow	83-86	32-1079	—	—
VT500FT Ascot	83-84	32-1079	—	—
CB550F Super Sport	75-76	32-1101	—	—
CB550K	1976	32-1101	—	—
CB550SC Nighthawk	1983	32-1079	—	32-1081
CB600F	04-06	32-1078	32-4236	—
CBR600F Hurricane	87-90	32-1079	32-1080	—

HONDA® STREET APPLICATION	YEAR	FRONT	REAR	CLUTCH
CBR600F2 Hurricane	91-94	32-1078	32-1080	—
CBR600F3 Hurricane	95-97	32-1078	32-4236	—
CBR600F3/SE	1998	32-4245	32-4236	—
CBR600F4 Hurricane	99-06	32-1100	32-4236	—
CBR600F	04-05	32-1100	32-4236	—
CBR600RR	03-06	32-1115	32-4249	—
CBR600RR	07-14	32-1112	32-4236	—
CBR600RA ABS	09-14	32-1112	32-4236	—
CBR600SJR Replica	1996	32-1078	32-4236	—
"FSC600 Silver Wing	02-13	32-1474	32-1078	—
VT600C Shadow VLX	88-93	32-4247	—	—
VT600C Shadow VLX	94-97	32-1474	—	—
VT600C Shadow	99-07	32-1474	—	—
VT600CD Shadow Deluxe	1993	32-4247	—	—
VT600CD Shadow Deluxe	94-07	32-1474	—	—
CB650	79-80	32-1464	—	—
CB650	81-82	32-1079	—	—
CB650C Custom	1980	32-1464	—	—
CB650C Custom	1981	32-1100	—	—
CB650SC Nighthawk	1982	32-1100	—	—
CB650SC Nighthawk	83-85	32-1100	—	32-1081
CX650C Custom	1983	32-1079	—	—
CX650T Turbo	1983	32-1100	32-1075	—
GL650 Silver Wing	1983	32-1100	—	—
NT650 Hawk GT	88-91	32-1078	32-1080	—
NX650	88-89	32-1474	—	—
XR650L Dual Sport	93-12	32-7575	32-1080	—
CB700SC Nighthawk	84-86	32-1100	—	32-1081
CTX700/D	14-15	32-1487	—	—
CTX700N/ND	14-15	32-1487	—	—
NC700X/XD	12-15	32-1487	32-4236	—
NSA700A DN-01	2009	32-1079	—	—
NT700V	2010	32-1078	—	—
VF700C Magna	84-86	32-1100	—	32-1081
VF700C Magna	1987	32-1078	—	32-1081
VF700F Interceptor	84-85	32-1100	32-4236	32-1081
VFR700F/F2 Interceptor	86-87	32-1100	32-1080	32-1081
VF700S Sabre	84-85	32-1100	—	32-1081
VT700C Shadow	84-85	32-1100	—	32-1081
VT700C Shadow	86-87	32-1079	—	32-1081
CB750 Nighthawk	91-93	32-1474	—	—
CB750 Nighthawk	95-03	32-1474	—	—
CB750A Automatic	1976	32-1101	—	—
CB750C Custom	1980	32-1464	—	—
CB750C Custom	81-82	32-1100	—	—
CB750F Super Sport	75-76	32-1101	—	—
CB750F Super Sport	79-80	32-1102	32-1458	—
CB750F Super Sport	81-82	32-1100	32-1075	—
CB750K0/K1/K2	69-72	32-1101	—	—
CB750K3/K4/K5	73-75	32-1101	—	—
CB750K	1976	32-1101	—	—
CB750K	79-80	32-1464	—	—
CB750K	81-82	32-1079	—	—
CB750L LTD	1979	32-1464	—	—
CB750SC Nighthawk	82-83	32-1100	—	—
RVF750R (RC45)	1994	—	32-4236	32-1081
VF750C Magna	82-83	32-1100	—	32-1081
VF750C Magna	1988	32-1078	—	32-1081
VF750C Magna	94-03	32-1474	—	—
VF750CD Magna Deluxe	95-96	32-1474	—	—
VF750C2 Magna Deluxe	97-00	32-1474	—	—
VF750F Interceptor	83-84	32-1100	32-4236	32-1081
VFR750F Interceptor	1986	32-1100	32-1080	32-1081
VFR750F	90-97	32-1078	32-1080	32-1081
VFR750R (RC30)	1990	32-7573	32-4236	32-1081
VF750S Sabre	82-83	32-1100	—	32-1081
VT750C Shadow	1983	32-1100	—	32-1081
VT750C Shadow	98-11	32-1474	—	—
VT750CD Shadow ACE	98-03	32-1474	—	—

HONDA® STREET APPLICATION	YEAR	FRONT	REAR	CLUTCH
VT750DC Shadow Spirit	01-07	32-1474	—	—
VT750RS Shadow	10-11	32-1474	—	—
PC800 Pacific Coast	89-90	32-1079	—	32-1081
PC800 Pacific Coast	94-98	32-1079	—	32-1081
VFR800FI Interceptor	98-99	32-7561	32-7497	32-1081
Piston Set, Second Master		32-7563	—	—
VFR800FI Interceptor	00-01	32-7561	32-7497	32-4142
Piston Set, Second Master		32-7563	—	—
VFR800FI Interceptor	02-09	32-1079	—	32-4142
Piston Set, Second Master		32-7563	—	—
VT800C Shadow	1988	32-1078	—	32-1081
CB900C Custom	1980	32-1102	32-1458	—
CB900C Custom	1981	32-1102	32-1075	—
CB900C Custom	1982	32-1100	32-1075	—
CB900F Super Sport	81-82	32-1100	32-1075	—
CB900F 919	02-07	32-1079	32-1080	—
CBR900RR	93-97	—	32-4249	—
CBR900RR	98-99	32-7573	32-4249	—
CBR929RE	2001	—	32-4249	—
CBR929RR	00-01	—	32-4249	—
CBR954RR	02-03	32-1115	32-4249	—
CB1000	94-95	32-1079	32-4236	32-1081
CB1000C Custom	1983	32-1100	32-1075	—
CB1000R	2013	—	—	32-4142
CB1100/A	2013	32-1079	—	32-4142
CBR1000F Hurricane	87-88	32-1100	32-1080	32-1081
CBR1000F Hurricane	90-91	32-1079	32-1080	32-1081
CBR1000F Hurricane	93-96	32-4245	—	32-1081
CBR1000RR	04-05	32-7590	32-4249	32-4142
CBR1000RR	06-07	32-7590	32-4236	32-4142
CBR1000RR	08-14	32-7590	32-4236	—
CBR1000RA ABS	09-14	32-7590	32-4236	—
CBX1000	79-80	32-1102	32-1458	—
CBX1000	81-82	32-1100	32-1075	—
GL1000 Goldwing	1975	32-1341	—	—
GL1000 Goldwing	76-77	32-1341	32-4270	—
GL1000 Goldwing	1978	32-1324	32-4267	—
GL1000 Goldwing	1979	32-1102	32-4267	—
GL1000 Goldwing LTD	1976	32-1341	—	—
RVT1000R RC51	00-01	—	32-4236	32-4142
RVT1000R RC51	02-06	32-1115	32-4236	32-4142
VF1000F Interceptor	1984	32-1100	32-4236	32-1081
VF1000R	85-86	32-1100	32-1080	32-1081
VTR1000F Super Hawk	98-04	—	32-4236	32-1081
VTR1000F Super Hawk	2005	32-1079	32-4236	32-1081
CB1100F Super Sport	1983	32-1100	32-1075	—
CBR1100XX Blackbird	1998	32-7561	32-7494	32-1081
Piston Set, Second Master		32-7574	—	—
CBR1100XX Blackbird	99-06	32-7561	32-7496	32-4142
Piston Set, Second Master		32-7574	—	—
GL1100 Goldwing	80-81	32-1102	32-4268	—
GL1100 Goldwing	1982	32-1100	32-4271	—
GL1100 Goldwing	1983	32-1079	32-4272	—
GL1100A Aspencade	1982	32-1100	32-4271	—
GL1100A Aspencade	1983	32-1079	32-4272	—
GL1100I Interstate	80-81	32-1102	32-4268	—
GL1100I Goldwing Interstate	1982	32-1100	32-4271	—
GL1100I Goldwing Interstate	1983	32-1079	32-4272	—
ST1100	91-02	32-1079	32-1080	32-1081
ST1100A (ABS)	92-95	32-1079	32-1080	32-1081
ST1100A (ABS)	96-02	32-7561	32-7494	32-1081
VF1100C Magna	83-86	32-1100	32-1075	32-4250
VF1100S Sabre	84-85	32-1100	—	32-4250
VT1100C Shadow	87-90	32-4247	—	—
VT1100C Shadow	92-96	32-4247	—	—
VT1100C Shadow Spirit	98-07	32-1078	—	—
VT1100C2 Shadow ACE	95-07	32-1078	32-1080	—
VT1100C3 Shadow Aero	98-02	32-1078	32-1080	—
VT1100D2 Shadow Ace	1999	32-1078	32-1080	—

EQUIPMENT & TOOLS

HARD PARTS

CARB & FUEL

IGNITION/ELECTRICAL

CONTROL

SUSPENSION

ACCESSORIES

MARINE

AUTOMOTIVE

EQUIPMENT & TOOLS	HONDA® STREET APPLICATION				
	YEAR	FRONT	REAR	CLUTCH	
	VT1100T Shadow Tourer	98-01	32-1078	32-1080	—
	GL1200 Goldwing	1984	32-1079	32-4249	32-4250
	GL1200A Aspencade	84-87	32-1078	32-4249	32-4250
	GL1200L Interstate	84-87	32-1078	32-4249	32-4250
	GL1200L Goldwing LTD	1985	32-4245	32-4249	32-4250
	GL1200SEi	1986	32-4245	32-4249	32-4250
	VFR1200F Interceptor	10-14	—	32-4253	32-4142
	ST1300A	03-08	32-7561	32-7498	32-7557
	ST1300	03-07	32-7561	32-7498	32-7557
	ST1300	08-10	—	32-7498	32-7557
	ST1300A (ABS)	03-07	32-7561	32-7498	32-7557
	ST1300A (ABS)	08-10	—	32-7498	32-7557
	ST1300P Police	2003	32-1079	32-1080	32-1081
	ST1300P/PA Police	05-11	32-7561	32-7498	32-7557
	VT1300CR/CS/CT/CX	10-14	32-1078	32-4236	—
	VT1300CRA/CSA/CXA	10-14	32-1078	—	—
	VTX1300C	04-09	32-1474	32-1080	—
	VTX1300R	05-09	32-1474	32-1080	—
	VTX1300S	03-04	32-1078	32-1080	—
	VTX1300S	05-07	32-1474	32-1080	—
	VTX1300T	08-09	32-1474	32-1080	—
	GL1500 Goldwing	88-90	32-4245	32-4249	32-4250
	GL1500A Aspencade	91-00	32-4245	32-4249	32-4250
	GL1500I Interstate	91-96	32-4245	32-4249	32-4250
	GL1500SE	90-00	32-4245	32-4249	32-4250
	GL1500C Valykerie	97-00	32-1079	32-4236	32-4250
	GL1500CF Interstate	01-03	32-1079	32-4236	32-4250
	GL1500CT Tourer	99-00	32-1079	32-4236	32-4250
	GL1800 Goldwing Piston Set 2nd Master	01-06	32-7574	—	—
	VTX1800C	02-07	32-1079	32-7496	32-4142
	VTX1800F	05-08	32-1079	32-7496	32-4142
	VTX1800N	04-08	32-1079	—	32-4142
	VTX1800R	02-07	32-1079	—	32-4142
	VTX1800S	02-06	32-1079	—	32-4142
	VTX1800T	07-08	32-1079	—	32-4142
HARD PARTS	HONDA® STREET APPLICATION				
	YEAR	FRONT	REAR	CLUTCH	
	ATC200X	83-85	—	32-1094	—
	ATC200X	86-87	32-1078	32-4236	—
	TRX200 Fourtrax 200	1984	32-1078	—	—
	TRX200 Fourtrax 200	90-91	32-1078	—	—
	TRX200D Fourtrax Type II	91-97	32-1078	—	—
	TRX200SX Fourtrax	86-88	32-1078	—	—
	ATC250R	83-84	—	32-1094	—
	ATC250R	85-86	32-1078	32-1094	—
	TRX250 Fourtrax 250	85-86	32-1078	—	—
	TRX250 Fourtrax 250	1987	32-1105	—	—
	TRX250 Recon	97-01	32-1078	—	—
	TRX250EX Sportrax 250EX	01-08	32-1078	—	—
	TRX250R Fourtrax 250R	1986	—	32-4236	—
	TRX250R Fourtrax 250R	87-89	32-7575	32-4236	—
	TRX250TE Fourtrax Recon ES	02-14	32-1078	—	—
	TRX250TM Fourtrax Recon	02-14	32-1078	—	—
	TRX250X Fourtrax 250X	87-88	32-7575	32-1080	—
	TRX250X Fourtrax 250X	91-92	32-7575	32-1080	—
	TRX250X	09-11	32-1078	—	—
	TRX300 Fourtrax 300	88-00	32-1078	—	—
	TRX300EX Fourtrax 300EX	93-00	32-7575	32-1080	—
	TRX300EX Sportrax 300EX	01-04	32-7575	32-1080	—
	TRX300EX	05-08	32-1078	32-1080	—
	TRX300FW Sportrax 300 4x4	1988	32-1107	—	—
	TRX300FW Sportrax 300 4x4	90-00	32-1107	—	—
	TRX300X	2009	32-1078	32-1080	—
	ATC350X	85-86	32-1078	—	—
	TRX350 Fourtrax 4x4	86-87	32-1078	—	—
	TRX350D Foreman 4x4	1987	32-1078	—	—
	TRX350D Foreman 4x4	88-89	32-1105	—	—
	TRX350 Rancher 4x4 /ES	00-03	32-1078	—	—
	TRX350TM Fourtrax Rancher	00-03	32-1078	—	—

EQUIPMENT & TOOLS	HONDA® ATV APPLICATION				
	YEAR	FRONT	REAR	CLUTCH	
	FL400R Pilot	89-90	32-1105	32-1105	—
	TRX400EX Fourtrax 400 EX	99-00	32-1078	32-4236	—
	TRX400EX Sportrax 400 EX	01-08	32-1078	32-4236	—
	TRX400FW Foreman ES	95-03	32-1107	—	—
	TRX400X	2009	32-1078	32-4236	—
	TRX450R	04-09	32-1105	32-1080	—
	TRX450ER	06-12	32-1105	32-1080	—
	TRX450FE/FM	02-04	32-1107	—	—
	TRX450R Fourtrax 450R	04-09	32-1105	32-1080	—
	TRX450S/ES	98-01	32-1107	—	—
	TRX500FA Rubicon	01-04	32-1107	—	—
	TRX500FGA	2004	32-1107	—	—
	TRX650FA/FGA	03-05	—	32-4249	—
	TRX680FA/FGA	06-07	—	32-4249	—
	TRX700XX	08-09	32-1105	32-1080	—

EQUIPMENT & TOOLS	HONDA® DUAL SPORT/OFFROAD APPLICATION				
	YEAR	FRONT	REAR	CLUTCH	
	CR80R	92-97	—	32-1080	—
	CR80R	98-99	32-1150	32-1080	—
	CR80R	00-02	32-4188	32-1080	—
	CR80RB Expert	98-99	32-1150	32-1080	—
	CR80RB Expert	00-02	32-4188	32-1080	—
	CR85R/RB	03-07	32-4188	32-1080	—
	CR125R	1986	32-1150	—	—
	CR125R	87-98	32-1150	32-1080	—
	CR125R	99-01	32-4188	32-1080	—
	CR125R	02-07	32-4188	32-3811	—
	CRF150R/RB	07-09	32-4188	32-3811	—
	CRF230L	08-14	32-1078	32-4236	—
	CRF230M	2009	32-1078	32-4236	—
	CR250R	1986	32-1150	—	—
	CR250R	87-98	32-1150	32-1080	—
	CR250R	99-01	32-4188	32-1080	—
	CR250R	02-07	32-4188	32-3811	—
	CRF250R	04-06	32-4188	32-3811	—
	CRF250R	07-14	32-3809	32-3811	—
	CRF250X	04-12	32-4188	32-3811	—
	NX250	88-90	32-1474	—	—
	XR250L Dual Sport	91-96	32-7575	32-4236	—
	XR250R	90-95	—	32-1080	—
	XR250R	96-99	32-1150	32-4236	—
	XR250R	00-04	32-4188	32-4236	—
	XR350R	1985	32-1150	—	—
	XR400R	96-99	32-1150	32-1080	—
	XR400R	00-04	32-4188	32-1080	—
	CRF450R	02-06	32-4188	32-3811	—
	CRF450R	07-14	32-3809	32-3811	—
	CRF450X	05-14	32-4188	32-3811	—
	CR500R	1986	32-1150	—	—
	CR500R	87-97	32-1150	32-1080	—
	CR500R	98-01	32-4188	32-1080	—
	XR600R	1985	32-1150	—	—
	XR600R	91-00	—	32-1080	—
	NX650	88-89	32-1474	—	—
	XR650L Dual Sport	93-14	32-7575	32-1080	—
	XR650R	00-07	32-4188	32-1080	—

EQUIPMENT & TOOLS	KAWASAKI® STREET APPLICATION				
	YEAR	FRONT	REAR	CLUTCH	
	BN125 Eliminator	01-09	32-0853	—	—
	EL250B2/B3 Eliminator	88-89	32-0853	—	—
	EL250E1~E4 Eliminator	91-94	32-0853	—	—
	EX250E1/E2 Ninja 250R	86-87	32-0853	32-4228	—
	EX250F2~F19 Ninja 250R	88-07	32-0853	32-4228	—
	EX250J Ninja 250R	08-12	32-0853	32-4228	—
	EX300 Ninja	2013	—	32-4228	—
	S2/S2A-350 2-stroke triple	72-73	32-8048	—	—
	S3/S3A-400 2-stroke triple	74-75	32-8048	—	—
	KH400A3/A4 2-stroke triple	76-77	32-8048	—	—

KAWASAKI® STREET				
APPLICATION	YEAR	FRONT	REAR	CLUTCH
KLX400 Dual Sport	2003	32-4188	32-4222	—
KZ400A1/A2	77-78	32-8048	—	—
KZ400/D/D3/D4	74-77	32-8048	—	—
EN500A1~A7 Vulcan	90-96	32-0853	—	—
EN500 Vulcan 500 LTD	96-09	32-0853	—	—
EX500A1~A7	87-93	32-0853	—	—
EX500D Ninja 500R	94-09	32-8056	32-4230	—
H1B 500 2-stroke triple	1972	32-8048	—	—
H1 500 2-stroke triple	73-75	32-8048	—	—
KH500A8 2-stroke triple	1976	32-8048	—	—
KZ550D1 GPz	1981	32-8052	—	—
KZ550H1/H2 GPz	82-83	—	32-8053	—
ZR550B1/B2 Zephyr	90-91	32-1096	32-4230	—
ZR550B3/B4 (Canada)	92-93	32-1096	32-4230	—
ZL600A1/A2 Eliminator	85-86	32-0853	—	—
ZL600B2/B3 Eliminator	96-97	32-0853	—	—
ZX600 Ninja 600R	85-87	32-1096	32-4228	—
ZX600B1 Ninja 600RX	1987	32-1096	32-4228	—
ZX600C1~C10 Ninja 600R	88-97	32-1096	32-4228	—
ZX600 Ninja ZX-6	90-93	32-1096	32-4228	—
ZX600E1~E10 Ninja ZX-6	93-02	32-1096	32-4230	—
ZX600E11~E13 ZZR600	03-05	32-1096	32-4230	—
ZX600F Ninja ZX-6R	95-97	32-1096	32-4230	—
ZX600G1 Ninja ZX-6R	1998	32-1096	32-4230	—
ZX600G2 Ninja ZX-6R	1999	32-1096	—	—
ZX600J1/J2/J3 Ninja ZX-6R	00-02	32-1096	—	—
ZX600J ZZR600	05-08	32-1096	—	—
ZX600K1 Ninja ZX-6RR	2003	32-8056	—	—
ZX600M1 Ninja ZX-6R	2004	32-8056	—	—
ZX600P Ninja ZX-6R	07-08	32-0855	32-4230	—
ZX600R Ninja ZX-6R	09-12	32-0855	32-4230	—
ZX636B1/B2 Ninja ZX-6R	03-04	32-8056	—	—
ZX636E/F Ninja ZX-6R	13-14	32-0855	32-4230	—
EJ650A2/A3 W650	00-01	32-0853	—	—
ER650 ER-6n	06-08	32-1096	32-4230	—
ER650 ER-6n	09-11	32-0856	32-4230	—
EX650 Ninja 650R	06-08	32-1096	32-4230	—
EX650 Ninja 650R	09-11	32-0856	32-4230	—
KL650A1~A19 KLR650	87-07	32-0853	32-4230	—
KL650E KLR650	08-11	—	32-4228	—
KL650A2/B3 Tengai	90-91	32-8056	32-4230	—
KLE650 Versys	07-08	32-1096	32-4230	—
KLE650 Versys	09-11	32-0856	32-4230	—
KZ650B1	1977	32-8048	—	—
KZ650C1 Custom	1977	32-8046	—	—
KZ650C2/C3 Custom	78-79	32-8052	—	—
KZ650D1/D2 SR	78-79	32-8052	—	—
H2/A/B/C-750 2-Stroke Triple	72-76	32-8048	—	—
KZ750B1/B2	76-77	32-8048	—	—
KZ750E1/E2/E3	80-82	32-8052	32-8053	—
KZ750H LTD (4-cyl.)	80-83	32-8052	32-8053	—
KZ750N1/N2 Spectre	82-83	—	32-8053	—
KZ750R1 Gpz	1982	—	32-8053	—
VN750A7~A21 Vulcan	91-06	32-1096	—	—
ZR750C1/C2/C3 Zephyr	91-93	32-1096	—	—
ZR750F2 ZR-7	2000	32-1096	32-4228	—
ZR750H1-H5 ZR-7S	00-05	32-1096	32-4228	—
ZR750K ZR-7S	2006	32-1096	32-4230	—
ZR750L Z750 (Euro)	07-10	—	32-4228	—
ZX750F Ninja 750R	87-90	32-1096	—	32-1095
ZX750H1/H2 ZX-7	89-90	32-1096	32-4228	32-1095
ZX750J1/J2 ZX-7	91-92	32-1096	32-4230	32-1095
ZX750K1/K2 ZX-7R	91-92	32-1096	32-4230	32-1095
ZX750L1/L2/L3 ZX-7	93-95	32-1096	32-4230	32-1095
ZX750M1/M2 ZX-7R	93-94	32-1096	32-4230	32-1095
ZX750N1/N2 ZX-7RR	96-97	32-1096	32-4228	32-1095
ZX750P1~P8 ZX-7	96-03	32-1096	32-4228	32-1095
VN800A1~A11 Vulcan 800	95-05	32-0853	—	—
VN800B Vulcan 800 Classic	96-05	32-0853	—	—

KAWASAKI® STREET				
APPLICATION	YEAR	FRONT	REAR	CLUTCH
VN800C/E Vulcan 800 Drifter	99-06	32-8056	32-4228	—
Z1/Z1A/Z1B-900	73-75	32-8048	—	—
KZ900A4/A5	76-77	32-8048	—	—
KZ900B LTD	1976	32-8046	—	—
VN900B Classic	06-14	32-0853	32-4228	—
VN900C Custom	07-14	32-0853	32-4228	—
VN900D Classic LT	06-14	32-0853	32-4228	—
ZL900A1/A2 Eliminator	85-86	32-1096	32-4228	32-1095
ZX900A1/A2/A3 Ninja 900R	84-86	32-1096	32-4228	32-1095
ZX900B ZX-9R	94-97	32-1096	32-4230	32-1095
ZX900C1/C2 Ninja ZX-9R	98-99	32-1096	32-4230	—
ZX900E1/E2 Ninja ZX-9R	00-01	32-1096	32-4230	—
ZX900F1/F2 Ninja ZX-9R	02-03	32-1096	32-4230	—
KZ1000A1	1977	32-8048	—	—
KZ1000A3/A3A/A4 MK II	79-80	32-8052	—	—
KZ1000B LTD	1977	32-8046	—	—
KZ1000B2/B3/B4 LTD	78-80	32-8052	—	—
KZ1000C1/C1A~C4 Police	78-81	32-8052	—	—
KZ1000E1/E2 Shaft ST	79-80	32-8052	—	—
KZ1000G1 LTD Classic	1980	32-8052	—	—
KZ1000J1/J2	81-82	32-8052	32-8053	—
KZ1000K1/K2 LTD	81-82	32-8052	32-8053	—
KZ1000M1/M2 CSR	81-82	32-8052	32-8053	—
KZ1000P1~P10 Police	82-91	32-8052	32-8053	—
KZ1000P11~P20 Police	92-01	32-1096	—	—
KZ1000P21 Police	2002	32-1096	32-4228	—
KZ1000P24 Police	2005	32-1096	32-4228	—
KZ1000R1 Replica	1982	—	32-8053	—
ZG1000A1~A20 Concours	86-06	32-1096	—	32-1095
ZL1000A1 Eliminator	1987	32-1096	32-4228	32-1095
ZR1000A1/A2/A3 Z1000	03-05	32-1096	32-4230	—
ZR1000B/D Z1000	07-13	32-0855	32-4228	—
ZX1000A1/A2 Ninja 1000R	86-87	32-1096	32-4228	32-1095
ZX1000B1/B2/B3 Ninja ZX-10	88-90	32-1096	—	32-1095
ZX1000C1/C2 Ninja ZX-10R	04-05	32-1096	32-4228	—
ZX1000D Ninja ZX-10R	06-07	32-0855	32-4230	—
ZX1000E/F Ninja ZX-10R	08-10	32-0855	32-4230	—
ZX1000G/H Ninja 1000	11-14	32-0855	32-4228	—
ZX1000J/K Ninja ZX-10R	11-14	32-0855	32-4228	—
KZ1100A1/A2 Shaft	81-82	32-8052	32-8053	—
KZ1100A3 Shaft	1983	32-8052	—	—
KZ1100B1 GPz	1981	32-8052	32-8053	—
KZ1100D1 Spectre	1982	—	32-8053	—
ZR1100A ZR1100	92-95	32-1096	—	32-1095
ZR1100C3/C4 ZRX1100	99-00	32-1096	32-4228	32-1095
ZX1100C1~C4 Ninja ZX-11	90-93	32-1096	—	32-1095
ZX1100D1~D9 Ninja ZX-11	93-01	32-1096	32-4228	32-1095
ZX1100E1/E2/E3 GPz	95-97	32-1096	32-4230	32-1095
ZX1100F1 GPz (ABS)	1996	32-1096	32-4230	32-1095
ZG1200A1/B Voyager XII	86-03	32-1096	32-4228	32-1095
ZR1200A ZRX1200/B6F Euro	01-06	32-1096	32-4228	32-1095
ZX1200A1/A2 Ninja ZX-12R	00-01	32-1096	32-4228	—
ZX1200B1~B4 Ninja ZX-12R	02-06	32-1096	32-4228	—
ZX1200C ZZR1200	02-05	32-1096	32-4228	32-1095
KZ1300A1/A2/A3/A4	79-82	32-8052	—	—
KZ1300B2 Tourer	1980	32-8052	—	—
ZN1300A5/A6 Voyager	87-88	32-1096	—	—
ZG1400 Concours	08-14	32-0855	32-4228	—
ZX1400 Ninja ZX-14	06-14	32-0855	32-4228	—
VN1500A1~A9 Vulcan 88	87-95	32-0853	32-4228	32-1095
VN1500A10~A12 Vulcan 1500	96-98	32-0853	32-4228	32-1095
VN1500B1~B4 Vulcan 88 SE	87-90	32-0853	32-4228	32-1095
VN1500C3/C4 Vulcan 1500L	96-97	32-0853	32-4228	32-1095
VN1500D Vulcan 1500 Classic	96-97	32-0853	32-4228	32-1095
VN1500E Vulcan 1500 Classic	98-00	32-0853	32-4228	32-1095
VN1500E Vulcan 1500 Classic	01-04	32-8056	32-4228	32-1095
VN1500G Vulcan 1500 Nomad	99-01	32-1096	32-4228	32-1095
VN1500J Vulcan 1500 Drifter	99-00	32-8056	32-4228	32-1095
VN1500L Vulcan Nomad F.I.	00-04	32-1096	32-4228	32-1095

EQUIPMENT & TOOLS

HARD PARTS

CARB & FUEL

IGNITION/ELECTRICAL

CONTROL

SUSPENSION

ACCESSORIES

MARINE

AUTOMOTIVE

EQUIPMENT & TOOLS	KAWASAKI® STREET				
	APPLICATION	YEAR	FRONT	REAR	CLUTCH
	VN1500N Vulcan Classic F.I.	00-02	32-8056	32-4228	32-1095
	VN1500N6-N8 Vulcan Classic	06-08	32-8056	32-4228	32-1095
	VN1500P Vulcan Mean Streak	02-03	32-1096	32-4228	32-1095
	VN1500R Vulcan 1500 Drifter	01-05	32-8056	32-4228	32-1095
	VN1500T Vulcan Classic	2006	32-8056	32-4228	32-1095
	VN1600A/E Vulcan 1600 Classic	03-07	32-1096	32-4228	32-1095
	VN1600B/F Vulcan Mean Streak	04-07	32-1096	32-4228	32-1095
	VN1600D/G Vulcan 1600 Nomad	06-07	32-8056	32-4228	32-1095
	VN1700A/B Voyager	09-11	—	32-4228	32-1095
	VN1700C Nomad	09-10	—	32-4228	32-1095
	VN1700E/G Classic/Classic LT	09-11	—	32-4228	32-1095
	VN1700J Vaquero	2011	—	32-4228	32-1095
	VN2000A1/A2 Vulcan 2000	04-05	32-1096	32-4228	—
HARD PARTS	KAWASAKI® ATV				
	APPLICATION	YEAR	FRONT	REAR	CLUTCH
	KSF250A1 Mojave	1987	32-0853	32-4230	—
	KSF250A2~A17 Mojave	88-03	32-8056	—	—
	KSF250A18 KFX250 Mojave	2004	32-8056	—	—
	KXF250A1/A2 Tecate 4	87-88	32-0853	—	—
	KXT250B2 Tecate 3	1987	32-0853	—	—
	KEF300A1~A6 Lakota 300	95-02	32-8056	32-4230	—
	KEF300B1/B2 Lakota Sport	01-02	32-8056	32-4230	—
	KLF300A1/A2 Bayou	86-87	32-8056	—	—
	KLF300B1~B17 Bayou 300	88-04	32-8056	—	—
	KLF300C1~C16 Bayou 300 4x4	89-04	32-8056	—	—
	KVF300A1~A4 Prairie 300 4x4	99-02	32-8056	—	—
	KVF300B1~B4 Prairie 300	99-02	32-8056	—	—
	KVF360A/B/C Prairie 360	03-11	32-8056	—	—
	KLF400B1~B7 Bayou 4x4	93-99	32-8056	—	—
	KSF400A1/A2/A3 KFX400	03-06	32-1082	—	—
	KVF400A1~A4 Prairie 400 4x4	96-99	32-8056	—	—
	KVF400B1 Prairie 400 2x4	1998	32-8056	—	—
	KVF400C1~C4 Prairie 400 4x4	99-02	32-8056	—	—
	KVF400D1~D4 Prairie 400	99-02	32-8056	—	—
	KSF450 KFX450R	08-11	32-0853	32-4230	—
	KVF650A/B Prairie 650	02-03	32-8056	—	—
	KVF650D/E Brute Force	05-10	32-8056	—	—
	KVF650F/G/H Brute Force F.I.	06-11	32-1096	—	—
	KSV700A/B/C KFX700 V-Force	04-09	32-8056	—	—
	KVF700 Prairie 700 4x4	04-06	32-8056	—	—
	KVF750A/B/C Brute Force	05-07	32-1096	—	—
	KVF750D/E/F Brute Force	08-11	32-1096	—	—
SUSPENSION	KAWASAKI® DUAL SPORT/OFFROAD				
	APPLICATION	YEAR	FRONT	REAR	CLUTCH
	KX65	00-11	32-4065	32-4230	—
	KX65	12-15	32-4065	—	—
	KX80	88-90	32-4063	32-4230	—
	KX80	91-93	32-4063	32-4230	—
	KX80	94-96	32-2380	32-4230	—
	KX80	97-00	32-2381	32-4230	—
	KX85	01-11	32-2293	32-4230	—
	KX100	95-96	32-2380	32-4230	—
	KX100	97-00	32-2381	32-4230	—
	KX100	01-11	32-2293	32-4230	—
	KMX125	99-01	32-4066	—	—
	KX125	1986	—	32-4230	—
	KX125	87-90	32-4063	32-4230	—
	KX125	91-92	32-4063	32-4228	—
	KX125	1993	—	32-4228	—
	KX125	94-96	32-2380	32-4230	—
	KX125	97-99	32-4159	32-4230	—
	KX125	2000	32-4065	32-4230	—
	KX125	01-05	32-2293	32-4230	—
	KLX140/L	08-11	32-4066	32-4230	—
	KLX140/L	12-15	32-4066	—	—
	KDX200	89-94	32-4063	32-4230	—
	KDX200	95-06	32-2380	32-4230	—
	KDX220	97-05	32-2380	32-4230	—

EQUIPMENT & TOOLS	KAWASAKI® DUAL SPORT/OFFROAD				
	APPLICATION	YEAR	FRONT	REAR	CLUTCH
	KDX250	91-94	32-4063	32-4228	—
	KL250D KLR250	91-05	32-4066	—	—
	KL250G Super Sherpa	00-09	32-4066	32-4230	—
	KL250H KLX250S Dualsport	06-07	32-4066	—	—
	KLX250D2/D3/D4 Offroad	94-96	32-2380	32-4228	—
	KLX250S/SF	06-12	—	32-4230	—
	KX250	1986	—	32-4230	—
	KX250	87-89	32-4063	32-4230	—
	KX250	90-91	32-4063	32-4230	—
	KX250	1992	32-4063	32-4228	—
	KX250	1993	—	32-4228	—
	KX250	94-96	32-2380	32-4230	—
	KX250	97-99	32-4159	32-4230	—
	KX250	2000	32-4065	32-4230	—
	KX250	01-07	32-2293	32-4230	—
	KX250F 4-Stroke	04-11	32-2293	32-4230	—
	KX250F 4-Stroke	13-15	32-2381	—	—
	KLX300A2~A10	97-07	32-2380	32-4230	—
	KLX400 Dualsport	2003	32-4188	32-4222	—
	KLX400 Offroad	2003	32-4188	32-4222	—
	KLX450R	08-09	32-2293	32-4230	—
	KX450F 4-Stroke	06-11	32-2293	32-4230	—
	KX450F	13-15	32-2381	—	—
	KX500	1986	—	32-4230	—
	KX500	87-88	32-4063	32-4230	—
	KX500	89-90	32-4063	32-4230	—
	KX500	91-93	32-4063	32-4228	—
	KX500	94-96	32-2380	32-4230	—
	KX500	97-03	32-2381	32-4230	—
	KX500	2004	32-2293	32-4230	—
	KL650A KLR650	87-07	32-0853	32-4230	—
	KL650E KLR650	08-12	32-2382	32-4228	—
	KL650B Tengai	90-91	32-8056	32-4230	—
	KLX650A KLX650R	1993	—	32-4228	—
	KLX650A KLX650R	94-95	32-2380	32-4228	—
	KLX650C Dualsport	93-96	32-2382	32-4230	—
	KLX650D KLX650R	1996	32-2380	32-4230	—
SUZUKI® STREET	APPLICATION				
	YEAR	FRONT	REAR	CLUTCH	
	GN125EV	1997	32-1082	—	
	GN250J	1988	32-1118	—	
	GZ250	99-09	32-1082	—	
	TU250X	2011	32-1082	—	
	AN400/S Burgman (Scooter)	03-06	—	32-1118	
	AN400 Burgman (Scooter)	07-09	32-1082	32-1082	
	GSF400M/N/P Bandit	91-93	32-1082	32-4222	
	GN400TZ	1982	32-1118	—	
	GS450GAF	1985	32-1118	—	
	GS450LD	1983	32-1118	—	
	GS450LF/LG/LH/LJ	85-88	32-1118	—	
	GS500EK~K2	89-02	32-1082	32-4222	
	GS500F	04-09	32-1082	—	
	GS550EC/EN/ET	79-81	—	32-1097	
	GS550LN/LT/LX	79-81	—	32-1097	
	GS550LD	1983	32-1082	—	
	GS550LF/LG	85-86	32-1082	—	
	GS550MZ	1982	—	32-1097	
	GS550TX	1981	—	32-1097	
	GSF600S Bandit	96-99	32-1118	32-4222	
	GSF600S Bandit	00-03	32-1122	32-4222	
	GSX600F Katana	1988	32-1118	32-4222	
	GSX600F Katana	89-97	32-1122	32-4222	
	GSX600F Katana	98-06	32-1118	32-4222	
	GSX-R600WN/WP	92-93	32-1122	32-4222	
	GSX-R600V/W/X/Y	97-00	32-1118	32-4222	
	GSX-R600K1/K2/K3	01-03	32-1122	32-4222	
	GSX-R600K4-K7	04-07	32-1119	32-4139	
	GSX-R600K8/K9	08-09	32-1120	32-4139	
	GSXR600	10-14	32-1120	—	

SUZUKI® STREET				
APPLICATION	YEAR	FRONT	REAR	CLUTCH
RF600RR/RS/RT	94-96	32-1082	32-4222	—
AN650 Burgman (Scooter)	03-11	32-1082	32-1082	—
DL650 V-Strom	04-06	32-1122	32-4127	—
DL650 V-Strom	07-11	32-1118	32-4139	—
DR650S	90-95	32-1118	—	—
DR650S/SE Dual Sport	96-11	32-1082	32-4222	—
GS650EX/EZ	81-82	—	32-1097	—
GS650GLD	1983	32-1118	—	32-1086
GSX650F	08-09	32-1118	32-4139	32-1086
LS650 Savage	86-11	32-1082	—	—
SFV650 Gladius	2009	32-1118	32-4139	—
SV650/S	99-02	32-1122	32-4222	—
SV650/S	03-09	32-1122	32-4139	—
SV650A/SA (ABS)	07-09	—	32-4139	—
GS700EF 16-Valve	1985	32-1083	—	—
GS700ESF 16-Valve	1985	32-1122	—	—
GV700G Madura	1985	32-1122	—	—
VS700G Intruder	86-87	32-1118	—	32-1086
GS750 8-Valve	77-79	—	32-1097	—
GS750E 16-Valve	80-82	32-1083	—	—
GS750ED 16-Valve	1983	32-1083	—	—
GS750ESD 16-Valve	1983	32-1122	—	—
GS750L	80-81	—	32-1097	—
GS750SD Katana	1983	—	32-1097	—
GSX750F Katana	89-06	32-1118	32-4222	—
GSX-R750	86-87	32-1122	32-4219	32-1086
GSX-R750R	1986	32-1122	32-4219	—
GSX-R750	88-89	32-1118	32-4219	—
GSX-R750	90-92	32-1122	32-4219	—
GSX-R750	93-95	32-1122	32-4222	—
GSX-R750	96-99	32-1122	32-4222	—
GSX-R750	00-03	32-1122	32-4222	—
GSX-R750	04-07	32-1119	32-4139	—
GSX-R750	08-09	32-1120	32-4139	—
GSXR750	10-14	32-1120	—	—
VS750G Intruder	88-91	32-1082	—	32-1086
VL800 Volusia	01-05	32-1082	—	—
VS800G Intruder	92-05	32-1082	—	32-1086
VX800	90-93	32-1082	—	—
VZ800 Marauder	97-09	32-1082	—	—
GS850GT/GX	80-81	32-1083	32-1097	—
GS850G	80-81	—	32-1097	—
GS850G	82-83	32-1083	32-1097	—
RF900RR	94-97	32-1122	32-4222	32-1086
DL1000 V-Strom	02-12	32-1122	32-4139	32-1086
GS1000 8-Valve	78-79	—	32-1097	—
GS1000S 8-Valve	79-80	—	32-1097	—
GS1000G 8-Valve	80-81	32-1083	32-1097	—
GS1000GL 8-Valve	80-81	—	32-1097	—
GS1000SZ Katana	1982	32-1083	32-1097	—
GSX-R1000	01-02	32-1122	32-4222	—
GSX-R1000	03-04	32-1123	32-4139	—
GSX-R1000	05-06	32-1124	32-4139	—
GSX-R1000	07-08	32-1124	32-4139	—
GSX-R1000	09-14	32-1120	—	—
SV1000/S	03-06	32-1122	32-4139	32-1086
TL1000R	98-03	32-1122	32-4222	32-1086
TL1000S	97-01	32-1118	32-4222	—
GS1100LT 8-Valve	1980	—	32-1097	—
GS1100E 16-Valve	80-82	—	32-1097	—
GS1100ED/ESD 16-Valve	1983	—	32-1097	—
GS1100GZ/GD 8-Valve	82-83	32-1083	32-1097	—
GS1100GL 8-Valve	82-83	32-1083	32-1097	—
GS1100GK 8-Valve	82-84	32-1083	32-1097	—
GS1100SD Katana 16-Valve	1983	—	32-1097	—
GSX1100G Shaft	91-93	32-1122	32-4222	32-1086
GSX1100F Katana	88-93	32-1118	32-4222	32-1086
GSX-R1100G/H/J	86-88	32-1122	32-4219	32-1086
GSX-R1100K/L/M/N	89-92	32-1118	32-4219	32-1086

SUZUKI® STREET				
APPLICATION	YEAR	FRONT	REAR	CLUTCH
GSX-R1100WP~WW	93-98	32-1122	32-4222	32-1086
GS1150ES3/ESE/ESF	83-85	32-1122	32-1097	—
GS1150EF/EF2/EG/ESG	85-86	32-1083	—	—
GSF1200 Bandit	01-03	32-1122	32-4222	32-1086
GSF1200S Bandit	97-05	32-1122	32-4222	32-1086
GSF1200SAV Bandit	1997	—	32-4222	32-1086
GSF1250S/SA Bandit	07-09	32-1118	32-4139	32-1086
GSX1250F	2011	32-1118	32-4139	32-1086
GV1200G Madura	85-86	32-1122	32-4219	32-1086
GSX1300BK/BA B-King	08-09	32-1124	32-4222	—
GSX1300R Hayabusa	99-07	32-1122	32-4222	32-1086
GSX1300R Hayabusa	08-14	32-1121	32-4222	—
GV1400G Cavalcade	86-88	32-1122	32-4222	32-1086
VS1400G Intruder/S80	87-09	32-1082	32-1134	32-1086
VL1500 Intruder LC	98-01	32-1082	32-4222	32-1086
VL1500 Intruder/C90	02-06	32-1122	32-4222	32-1086
VL1500T Intruder	07-09	—	32-4222	32-1086
VZ1600 Marauder	04-05	32-1096	32-4228	32-1095
VLR1800	2008	32-1118	—	—
VZR1800 M109R	06-11	—	32-4139	—

SUZUKI® ATV				
APPLICATION	YEAR	FRONT	REAR	CLUTCH
LT230E Quadrunner	87-93	32-1082	32-4222	—
LT230GE Quadrunner	85-86	32-1082	—	—
LT230SF Quadsport	85-88	32-1082	32-4219	—
LTF230G Quadrunner	86-87	32-1082	—	—
LT250E Quadrunner	85-86	32-1118	—	—
LT250R Quad Racer	85-92	32-1082	32-4219	—
LT250S Quadrunner	89-90	32-1082	32-4219	—
LT-F250 Quadrunner	88-01	32-1118	—	—
LT-F250F	99-02	32-1118	—	—
LT-F250K	02-04	32-1118	—	—
LT-F250F Ozark	02-09	32-1118	—	—
LT-Z250 Quadsport	04-09	32-1082	—	—
LT-F300F King Quad	99-02	32-1118	—	—
LT300E Quadrunner	87-89	32-1082	—	—
LT-4WD Quadrunner	1987	32-1082	—	—
LT-4WD Quadrunner	88-98	32-1118	—	—
LT-F4WD King Quad	91-98	32-1118	—	—
LT-A400 Eiger 2WD	02-09	32-1118	—	—
LT-A400F Eiger 4WD	02-11	32-1118	—	—
LT-A400F King Quad	12-14	32-1118	—	—
LT-F400 Eiger 2WD	02-09	32-1118	—	—
LT-F400F Eiger 4WD	02-11	32-1118	—	—
LT-Z400K Quadsport	03-14	32-1082	32-4139	—
LT-A450X King Quad	07-09	32-1118	—	—
LT-R450R Quad Racer	06-09	32-1082	32-4222	—
LT-A500F Quad Master	00-01	32-1118	—	—
LT-A500F Vinson 4WD	02-07	32-1118	—	—
LT-A500XP King Quad	09-12	32-1082	—	—
LT-A500X King Quad	11-14	32-1118	—	—
LT-F500F Quadrunner	98-02	32-1118	—	—
LT500R Quad Racer	87-90	32-1082	32-4219	—
LT-A700X King Quad	05-07	32-1118	—	—
LT-V700F Twin Peaks	04-05	32-8056	—	—
LT-A750X King Quad	08-14	32-1118	—	—
LT-A750XP King Quad	09-13	32-1082	—	—

SUZUKI® DUAL SPORT/OFFROAD				
APPLICATION	YEAR	FRONT	REAR	CLUTCH
RM65	03-05	—	32-4230	—
RM80	90-01	32-4167	32-4222	—
RM85/L	02-06	32-4167	32-4222	—
RM85/L	07-09	—	32-4222	—
RM100	2003	33-2293	32-4230	—
DR125SE Dualsport	94-96	32-1134	—	—
DR-Z125/L	03-15	32-4167	—	—
RM125	1988	—	32-4219	—
RM125	89-91	32-4167	32-4219	—

EQUIPMENT & TOOLS

HARD PARTS

CARB & FUEL

IGNITION/ELECTRICAL

CONTROL

SUSPENSION

ACCESSORIES

MARINE

AUTOMOTIVE

	SUZUKI® DUAL SPORT/OFFROAD					YAMAHA® STREET				
	APPLICATION	YEAR	FRONT	REAR	CLUTCH	APPLICATION	YEAR	FRONT	REAR	CLUTCH
EQUIPMENT & TOOLS	RM125	1992	32-4167	32-4222	—	SRX250T/TC	1987	32-1089	—	—
	RM125	93-95	32-4167	—	—	XV250 Route 66	88-90	32-1089	—	—
	RM125	96-03	32-4188	32-4222	—	XV250 Virago	95-97	32-1089	—	—
	RM125	04-07	—	32-4222	—	XV250 Virago	02-03	32-1089	—	—
	DR200SE Dualsport	96-15	32-1134	—	—	RZ350/RD350LC	84-85	32-1480	32-4021	—
	DR250 Offroad	90-93	32-4167	32-4222	—	XS360C/D	76-77	32-4008	—	—
	DR250S Dualsport	90-95	32-1134	32-4222	—	FZR400	88-90	—	32-7549	—
	DR-Z250	01-07	32-4167	32-4139	—	XS400D/E/F	77-79	32-4008	—	—
	RM250	93-95	—	32-4139	—	XS400J/K Maxim	82-83	32-1089	—	—
	RM250	96-03	32-4188	32-4222	—	XS400RJ/RK Seca	82-83	32-1089	—	—
HARD PARTS	RM250	04-08	—	32-4222	—	XS400SG/SH Special	80-81	32-4008	—	—
	RMX250	89-98	—	32-4139	—	SR500E/F/G/H	78-81	32-4008	—	—
	RM-Z250	04-06	33-2293	32-4230	—	XS500C/D/E	76-78	32-4008	32-4031	—
	DR350 Offroad	90-99	32-4167	32-4222	—	XV500K Virago	1983	32-1089	—	—
	DR350S Dualsport	90-99	32-1134	32-4222	—	XV535 Virago	87-00	32-1084	—	—
	DR-Z400/E Offroad	00-07	32-4188	32-4222	—	XJ550H/J/K Maxim	81-83	32-1089	—	—
	DR-Z400S Dualsport	00-14	32-1134	32-4222	—	XJ550RH/RJ/RK Seca	81-83	32-1089	—	—
	DR-Z400SM Supermoto	05-14	32-1134	32-4222	—	XZ550RJ Vision	1982	32-1089	—	—
	DR650S Dualsport	90-91	32-1118	—	—	XZ550RK Vision	1983	32-1480	—	—
	DR650SE Dualsport	92-95	32-1118	32-4139	—	FZR600	89-99	—	32-7549	—
CARB & FUEL	DR650SE Dualsport	96-14	32-1082	32-4222	—	YZF600R	97-07	32-2299	—	—
	TRIUMPH® STREET					YZF-R6	99-00	32-2299	—	—
	APPLICATION	YEAR	FRONT	REAR	CLUTCH	YZF-R6	01-04	32-7594	—	—
	Daytona 595	97-06	32-1118	32-4228	—	YZF-R6S	06-09	32-7594	—	—
	Daytona 600	02-05	32-1118	32-4228	—	XJ650 Maxim	80-83	32-1084	—	—
	Legend TT	98-01	—	—	32-4257	XJ650LJ/LK Seca Turbo	82-83	32-1480	—	—
	Speed Four 600	02-05	32-1118	32-4228	—	XJ650RJ Seca	1982	32-1480	—	—
	Daytona 650	02-06	32-1118	32-4228	—	XS650D/E/F/2F	77-79	32-4008	—	—
	Daytona 675	06-13	—	32-4228	—	XS650G/H Special II	80-81	32-4008	—	—
	Daytona 675R	11-13	—	32-4228	—	XS650SE/SF/SG Special	78-80	32-4008	32-4031	—
IGNITION/ELECTRICAL	Street Triple 675	07-13	—	32-4228	—	XS650SH Heritage	1981	32-4008	—	—
	Street Triple R	08-13	—	32-4228	—	XS650SJ/SK Heritage Special	82-83	32-4008	—	—
	Daytona 750	92-93	32-1122	32-4228	32-4257	FZ700T/TC	1987	—	—	—
	Tiger 800/XC	11-13	—	—	—	FZX700 Fazer	86-87	—	32-4024	32-4146
	Speed Triple 885	94-96	32-1118	32-4228	—	XJ700N Maxim	85-86	32-1480	—	—
	Thunderbird 885	95-14	—	—	32-4257	XV700 Virago (Cast Wheel)	84-87	32-1480	—	—
	Thunderbird Sport	98-03	—	—	32-4257	XV700 Virago (Spoke Wheel)	1986	32-1480	—	—
	Tiger 885	93-98	32-1118	32-4228	32-4257	FZ750N	85-86	—	32-4024	32-4146
	Tiger 885i	93-98	—	32-4228	—	FZ750U/UC	1988	—	32-4024	32-4146
	Adventurer	96-01	—	—	32-4257	FZR750RT/RU	87-88	—	32-4025	32-4146
CONTROL	Daytona 900	93-06	32-1122	32-4228	—	XJ750J/K Maxim	82-83	32-1480	—	—
	Speed Triple 900 (Carbs)	94-98	32-1122	32-4228	32-4257	XJ750MK Midnight Maxim	1983	32-1480	—	—
	Sprint 900 (Carbs)(to 9082)	93-98	32-1118	32-4228	32-4257	XS750D/2D/E/F	77-79	32-1085	32-4031	—
	Sprint 900 (Carbs)(9083 on)	93-98	32-1122	32-4228	32-4257	XS750SE/SF Special	78-79	32-1085	32-4031	—
	Trident 900	91-98	32-1118	32-4228	32-4257	XV750 Virago	81-83	32-1084	—	—
	Trophy 900 (71699 on)	91-04	32-1122	32-4228	32-4257	XV750 Virago	88-97	32-1480	—	—
	Daytona 955i	97-06	32-1118	32-4228	—	YZF750R	94-98	—	—	32-4153
	Speed Triple 955 (to 333178)	00-04	32-1118	32-4228	32-4257	YZF750 R-7	1999	32-2299	—	32-4153
	Speed Triple 955 (33179 on)	00-04	—	32-4228	32-4257	XS850/SG/SH Special	80-81	32-1085	32-4031	—
	Sprint RS 955	99-04	32-1118	32-4228	—	XS850 Midnight Special	80-81	32-1085	32-4031	—
SUSPENSION	Sprint ST (to 253132)	99-13	32-1118	32-4228	—	XJ900RK Seca	1983	32-1480	—	—
	Sprint ST (253133 to 274425)	99-13	32-1122	32-4228	—	XV920J Virago	1982	32-1480	—	—
	Sprint ST (27446 on)	99-13	—	32-4228	—	XV920K/MK Virago	1983	32-1084	—	—
	Tiger 955i	01-07	—	32-4228	—	XV920RH/RJ	81-82	32-1480	—	—
	Daytona 1000	92-93	32-1122	32-4228	32-4257	FZR1000T/TC/U/UC	87-88	—	32-4025	32-4146
	Speed Triple 1050 (to 333178)	05-13	32-1118	32-4228	32-4257	FZR1000	89-90	32-1480	32-4716	32-4153
	Speed Triple 1050 (333179 on)	05-13	—	32-4228	32-4257	FZR1000	91-95	—	32-4716	32-4153
	Tiger 1050	06-13	—	32-4228	—	FZS1000N FZ-1	01-05	32-7592	—	—
	Daytona 1200	93-06	32-1122	32-4228	32-4257	GTS1000	93-94	—	—	32-4153
	Daytona Suoer III	93-06	32-1122	32-4228	—	YZF1000R	1997	32-2299	—	32-4153
ACCESSORIES	Rocket III Classic	05-13	32-1118	—	—	YZF-R1	98-03	32-2299	—	—
	Rocket III Roadster	05-13	32-1118	—	—	XV1000 Virago	84-85	32-1480	—	—
	Rocket III Touring	06-13	—	32-4228	—	FJ1100L/LC/N/NC	84-85	—	32-4024	—
	YAMAHA® STREET					XJ1100J Maxim	1982	32-1084	—	—
	APPLICATION	YEAR	FRONT	REAR	CLUTCH	XS1100E/F/G/H	78-81	32-1085	32-4033	—
	RX50K/L Special	83-84	32-1084	—	—	XS1100LG Midnight Special	1980	32-1085	32-4033	—
	RX50MK Midnight Special	1983	32-1084	—	—	XS1100LH Midnight Special	1981	32-1084	—	—
	YSR50T/U/W/A/B/D	87-92	32-1088	—	—	XS1100S Special	79-81	32-1085	32-4033	—
						XV1100S Virago	86-99	32-1480	—	—
	MARINE									
AUTOMOTIVE										

YAMAHA® STREET APPLICATION				
APPLICATION	YEAR	FRONT	REAR	CLUTCH
XVS1100 V-Star 1100 (All)	99-09	—	32-4029	—
FJ1200 (All)	86-91	—	32-4024	32-4146
VMX12 V-Max	85-86	—	32-4034	32-4146
VMX12 V-Max	88-07	—	32-4034	32-4146
XVZ12 Venture	83-85	32-1089	—	32-4146
FJR1300	2003	32-7592	—	32-4195
FJR1300	04-05	—	—	32-4195
FJR1300A ABS	04-12	—	—	32-4195
XVS13 V-Star 1300 (All)	07-14	—	32-4029	—
XVZ13T Venture	87-88	—	—	32-4146
XVZ13D Venture Royale	86-93	—	—	32-4146
XVZ13 Royal Star	96-01	32-1480	32-4034	32-4153
XVZ1300 Royal Star Venture	99-12	32-1480	32-4034	32-4153
XVZ1300 Royal Star Tour Deluxe	96-10	32-1480	32-4034	32-4153
XV1600 Road Star	99-03	32-1480	—	—
VMX17 V-Max	09-15	—	—	32-4195
XV1700 Road Star	04-12	32-7593	—	—
XV1700P Road Star Warrior	02-09	32-7593	32-4034	—
XV1900 Roadliner	06-10	32-7593	32-4034	—
XV1900 Stratoliner	06-11	32-7593	32-4034	—
XV1900 Raider	08-11	32-7593	32-4034	—

YAMAHA® ATV APPLICATION				
APPLICATION	YEAR	FRONT	REAR	CLUTCH
YFM125 Raptor	11-12	—	32-4719	—
YFS200 Blaster	03-06	32-4714	—	—
YTZ250N Tri-Moto	1985	32-1089	32-4021	—
YTZ250S Tri-Moto	1986	—	32-4021	—
YFM250X BearTracker	02-04	32-1116	—	—
YFM250B Bruin 2WD	05-06	32-1116	—	—
YFM25B Big Bear 2WD	07-09	32-1116	—	—
YFM35A Bruin 2WD	04-06	32-1116	—	—
YFM35FA Bruin 4WD	04-06	32-1116	—	—
YFM35FG Grizzly 4WD	07-11	32-1116	—	—
YFM350FW Big Bear	87-98	32-0857	—	—
YFM350FW Big Bear	1999	—	32-4024	—
YFM350FW Big Bear	00-01	—	—	—
YFM350FX Wolverine	95-01	32-0857	32-4024	—
YFM350FX Wolverine	02-05	32-1116	32-4025	—
YFM35G Grizzly 2WD	07-11	32-1116	—	—
YFM350R Raptor	05-11	32-4714	—	—
YFM350U Big Bear 2WD	1999	32-1480	—	—
YFM350X Warrior	1987	—	—	—
YFM350X Warrior	88-89	32-0857	32-4021	—
YFM350X Warrior	90-01	32-0857	32-4717	—
YFM350X Warrior	02-04	32-4714	—	—
YFM35X Wolverine 2WD	06-09	32-1116	—	—
YFP350U	1988	—	32-4024	—
YFU1	1989	—	32-4024	—
YFZ350 Banshee	87-01	32-0857	32-4021	—
YFZ350 Banshee	02-06	32-4714	—	—
YFM400 Big Bear 2WD	02-09	32-1116	—	—
YFM400 Big Bear 4WD	02-11	32-1116	—	—
YFM400FW Kodiak 4WD	94-01	32-0857	—	—
YFM45FG Grizzly	08-11	32-1116	—	—
YFZ450	04-06	32-4714	32-4719	—
YFZ450	07-12	—	32-4719	—
YFM550FG Grizzly	09-12	—	32-4714	—
YFM600F Grizzly	98-01	32-1480	—	—
YFM660F Grizzly	02-08	32-1116	—	—
YFM660R Raptor	01-05	32-4714	32-4719	—
YFM700FG Grizzly	2007	32-4714	32-4714	—
YFM700FG Grizzly	08-11	—	32-4714	—
YFM700R Raptor	2006	32-4714	—	—

YAMAHA® DUAL SPORT/OFFROAD APPLICATION				
APPLICATION	YEAR	FRONT	REAR	CLUTCH
YZ80S/T/U/W/A/B/D	86-92	32-1088	—	—
YZ80E1/F1/G1/H1	93-96	32-1088	32-4034	—
YZ80J1/K1/L1/M1/N1	97-01	—	32-4034	—

YAMAHA® DUAL SPORT/OFFROAD APPLICATION				
APPLICATION	YEAR	FRONT	REAR	CLUTCH
YZ85	02-12	32-0858	32-4034	—
TTR125/L	00-11	32-7591	—	—
YZ125N/S/T	85-87	32-1088	—	—
YZ125U/W	88-89	32-1088	32-4034	—
YZ125A/B/D1/E1/F1/G1	90-95	32-7591	32-4034	—
YZ125H1/J1/K1/L1/M1/N1	96-01	—	32-4204	—
YZ125	02-07	32-0858	32-3813	—
YZ125	08-11	32-0859	32-3813	—
RT180K	1998	32-1088	—	—
IT200S	1986	32-1088	—	—
WR200RD	1992	—	32-4034	—
TT225L/LC/RM/RMC	99-00	32-1088	—	—
TT-R225N/NC~S/SC	01-04	32-1088	—	—
TT-R230	05-11	32-0858	—	—
TT250RL/RLC	1999	—	32-4021	—
TT-R250	00-05	—	32-4021	—
WR250Z (2-Stroke)	91-97	—	32-4034	—
WR250F (Offroad)	2001	—	32-4204	—
WR250F (Offroad)	02-11	32-0858	32-3813	—
WR250R Dualsport	08-15	32-1073	32-4036	—
WR250X Dualsport	08-11	—	32-4036	—
YZ250N/S/T	85-87	32-1088	—	—
YZ250U/W/WRW	88-89	32-1088	32-4034	—
YZ250WRA	1990	—	32-4034	—
YZ250A/B/D1/E1/F1/G1	90-95	32-7591	32-4034	—
YZ250H1/J1/K1/L1/M1/N1	96-01	—	32-4204	—
YZ250	02-07	32-0858	32-3813	—
YZ250	08-11	32-0859	32-3813	—
YZ250F(4-stroke)	2001	—	32-4204	—
YZ250F(4-stroke)	02-06	32-0858	32-3813	—
YZ250F(4-stroke)	07-11	32-0859	32-3813	—
XT250 Dualsport	08-15	32-1073	—	—
TT350S/T	86-87	32-1088	—	—
XT350N Dualsport	85-99	32-1088	—	—
WR400F	98-99	—	32-4208	—
WR400FM	2000	—	32-4204	—
YZ400F	98-99	—	32-4208	—
WR426FN/FP	01-02	—	32-4204	—
YZ426F	00-01	—	32-4204	—
YZ426F	2002	32-0858	32-4204	—
WR450F	03-11	32-0858	32-3813	—
YZ450F	03-07	32-0858	32-3813	—
YZ450F	08-11	32-0859	32-3813	—
YZ490N/S/T/U/W/A	85-90	32-1088	—	—
WR500ZD/ZE	92-93	—	32-4034	—
TT600N/S Offroad	85-86	32-1088	—	—
XT600 Dualsport	84-89	32-1089	—	—

EBC DOT 4 BRAKE FLUID

General purpose glycol fluid with wet boiling point of 260°C/500°F for modern motorcycle brake systems. CANNOT be mixed with Dot 5 silicone fluids. Sold in 8.8 oz. bottle.

35-7123 Dot 4 Brake Fluid 8.8 oz.



MOTION PRO HYDRAULIC BRAKE BLEEDER

Makes bleeding brakes a one person job. This unique check valve allows fluid and air to escape while preventing air from re-entering the system. Instructions and hose included. **Made in U.S.A.**

35-9761 Motion Pro Hydraulic Brake Bleeder



EQUIPMENT & TOOLS

HARD PARTS

CARB & FUEL

IGNITION/ELECTRICAL

CONTROL

SUSPENSION

ACCESSORIES

MARINE

AUTOMOTIVE

EQUIPMENT & TOOLS

K&L BRAKE CALIPER REBUILD KITS

No need to look up each individual part. These kits contain all necessary replacement parts to rebuild one Brake Caliper Assembly. **Made in Japan.** **NOTE: FRONT BRAKE CALIPERS (1) OR (2) AFTER PART NUMBER INDICATES NUMBER OF KITS REQUIRED TO DO COMPLETE JOB. ORDER AS REQUIRED. ORDER QTY-1/ KIT FOR REAR CALIPER USE. BRAKE CALIPER PISTON AND BRAKE CALIPER PAD SPRING NOT INCLUDED IN KITS.**

BRAKE CALIPER KITS

Include the following Qty. of pieces/kit

HONDA®	QTY	HONDA®	QTY
32-1152	6 pc. kit	32-1445	8 pc. kit
32-1153	8 pc. kit	32-1446	7 pc. kit
32-1154	6 pc. kit	32-1584	8 pc. kit
32-1155	6 pc. kit	32-4229	5 pc. kit
32-1156	6 pc. kit	32-7353	7 pc. kit
32-1159	8 pc. kit	32-7354	9 pc. kit
32-1163	6 pc. kit	32-7356	9 pc. kit
32-1177	8 pc. kit	32-7357	10 pc. kit
32-1182	8 pc. kit	32-7358	10 pc. kit
32-1185	6 pc. kit	32-7360	10 pc. kit
32-1197	8 pc. kit	32-7361	10 pc. kit
32-1199	7 pc. kit	32-7362	10 pc. kit
32-1202	7 pc. kit	32-7363	10 pc. kit
32-1203	6 pc. kit	32-7364	5 pc. kit
32-1207	8 pc. kit	32-7478	5 pc. kit
32-1227	pc. kit	32-7479	10 pc. kit
32-1228	5 pc. kit	32-7480	10 pc. kit
32-1325	10 pc. kit	32-7595	7 pc. kit
32-1443	6 pc. kit		

KAWASAKI®		SUZUKI®	
32-1286	5 pc. kit	32-1425	7 pc. kit
32-1289	11 pc. kit	32-1434	5 pc. kit
32-1311	8 pc. kit	32-1450	7 pc. kit
32-1312	8 pc. kit	32-7378	12 pc. kit
32-1314	10 pc. kit	32-7379	7 pc. kit
32-1315	8 pc. kit	32-7380	11 pc. kit
32-1318	10pc. kit	32-7381	11 pc. kit
32-1319	5 pc. kit	32-7382	12 pc. kit
32-1335	5 pc. kit	32-7384	7 pc. kit
32-1359	7 pc. kit	32-7385	16 pc. kit
32-1361	5 pc. kit	32-7386	9 pc. kit
32-4229	5 pc. kit	32-7390	15 pc. kit
32-7365	15 pc. kit	32-7395	7 pc. kit
32-7367	11 pc. kit	32-7597	11 pc. kit
32-7366	11 pc. kit	32-7598	12 pc. kit
32-7370	10 pc. kit		
32-7374	7 pc. kit	YAMAHA®	
32-7376	7 pc. kit	32-1250	4 pc. kit
32-7377	11 pc. kit	32-1326	5 pc. kit
32-7487	7 pc. kit	32-1587	4 pc. kit
32-7596	7 pc. kit	32-1589	5 pc. kit
SUZUKI®		32-1602	3 pc. kit
32-0732	7 pc. kit	32-1605	3 pc. kit
32-0751	7 pc. kit	32-1606	5 pc. kit
32-0887	7 pc. kit	32-1607	5 pc. kit
32-1333	7 pc. kit	32-1608	6 pc. kit
32-1334	5 pc. kit	32-7456	5 pc. kit
32-1336	5 pc. kit	32-7476	9 pc. kit
32-1337	6 pc. kit	32-7477	9 pc. kit
32-1418	5 pc. kit	32-7599	9 pc. kit



HARD PARTS

CARB & FUEL

IGNITION/ELECTRICAL

CONTROL

SUSPENSION

ACCESSORIES

K&L BRAKE CALIPER PISTON SIZING CHART

OEM replacement Brake Caliper Pistons. Sold each.

Made in Japan. **NOTE: PISTON (1), (2) OR (4) AFTER PART NUMBER INDICATES NUMBER OF BRAKE CALIPER PISTONS REQUIRED TO DO COMPLETE JOB. ORDER AS REQUIRED.**



HONDA®		
K&L P/N	OEM REFERENCE	DIMENSIONS
32-1167	45107-415-006	43 x 41mm
32-1168	45107-410-006	38 x 35mm
32-1174	43107-MA7-006	32 x 35mm
32-1176	45107-MA3-006	30 x 35mm
32-2295	45107-ML4-006	27 x 31.1mm
32-2301	45117-MR7-006	30.2 x 22.6mm
32-2302	45117-MW0-006	27 x 22.6mm
32-2304	45107-KS6-702	27 x 25mm
32-2305	45107-MN5-006	25.4 x 31mm
32-2306	43107-KT7-761	38.2 x 31mm
32-4187	43107-MA3-006	27 x 35mm
SUZUKI®		
K&L P/N	OEM REFERENCE	DIMENSIONS
32-2304	59300-27840	27 x 25mm
32-2326	69100-43810 (Set)	27 x 31.1mm

KAWASAKI®		
K&L P/N	OEM REFERENCE	DIMENSIONS
32-2304	43020-1075	27 x 25mm
	43048-1064	
32-4043	43048-1073	30.2 x 29mm
32-4045	43048-1002	38 x 40mm
32-4048	43020-1066	43 x 33mm
32-4094	43020-1092	30 x 22.5
32-4116	43020-1068	27 x 29mm
32-4117	43020-1069	34 x 31mm
YAMAHA®		
K&L P/N	OEM REFERENCE	DIMENSIONS
32-2304	4EW-W0057-00-00	27 x 25mm
32-2321	4SV-W0057-10-00	30.2 x 21mm
32-2322	4SV-W0057-00-00	27 x 21mm
32-2325	26H-W0057-00-00	38.15 x 21.1mm
32-2332	31A-W0057-00-00	42.7 x 21mm
32-2338	3GM-W0057-00-00	33.9 x 21.1mm
32-2340	3GM-W0057-10-00	30.2 x 21.1mm

MARINE

AUTOMOTIVE

INTERNAL CIRCLIP PLIERS

Made from drop forged steel. 1.2mm tip diameter. Comfortable rubber grip. 50mm long tip with 90 degree angle for deep reach.

35-6892 Internal Circlip Pliers



DUAL DISC BRAKE VACUUM BLEEDER

Brake bleeder with fittings to bleed both dual disc front brake calipers simultaneously. This bleeder can be a real time saver. Great for bleeding after an upgrade to braided brake lines!

35-5902 Dual Disc Brake Vacuum Bleeder



BRAKE CALIPER PISTON TOOL

Expands the gap between the pads, making it easy to fit the brake rotor between the pads when re-installing a caliper or wheel.

35-4467 Brake Caliper Piston Tool



K&L BRAKE CALIPER REBUILD KITS

No need to look up each individual part. These kits contain all necessary replacement parts to rebuild one Brake Caliper Assembly.

Made in Japan. NOTE: FRONT BRAKE CALIPERS (1) OR (2) AFTER PART NUMBER INDICATES NUMBER OF KITS REQUIRED TO DO COMPLETE JOB. ORDER AS REQUIRED.
ORDER QTY-1/KIT FOR REAR CALIPER USE NOTE*: KIT DOES NOT INCLUDE DUST BOOTS 32-1602(YAMAHA),

HARLEY DAVIDSON® APPLICATION						HONDA® STREET APPLICATION					
Year	Front Caliper Rebuild Kit	Front Caliper Kit (Includes 4 Pistons)	Rear Caliper Rebuild Kit	Rear Caliper Kit (Includes 4 Pistons)	Year	Front Caliper Rebuild Kit	Front Caliper Piston-each	Rear Caliper Rebuild Kit	Rear Caliper Piston-each		
Big Twins	00-17	32-0265	32-0274	32-0265	32-0274	CX650T Turbo	1983	32-1159(2)	32-1174(4)	32-1153	32-1176(2)
Sportsters	00-10	32-0265	32-0274	32-0265	32-0274	GL650 Silver Wing	1983	32-1153(2)	32-1176(4)		
Big Twins with ABS (Brembo)	06-17		32-0276		32-0276	GL650I Silver Wing	1983	32-1153(2)	32-1176(4)		
						NT650 Hawk GT	88-91	32-1163(1)		32-1227	32-2306(1)
						NX650	88-90	32-1163(1)			
						CB700SC Nighthawk	84-86	32-1159(2)	32-1174(4)		
						CTX700/D/N/ND	14-15	32-1207(1)	32-2295(2)		
						NC700X	12-13	32-1207(1)	32-2295(2)	32-1227	32-2306(1)
						NC700XD	12-13	32-7360(1)		32-1227	32-2306(1)
						NSA700A (LT) Caliper	2009	32-7358(1)		32-1207	
						NSA700A (RT) Caliper	2009	32-7361(1)			
						NT700V (LT) Caliper	2010	32-7358(1)			
						NT700V (RT) Caliper	2010	32-7361(1)			32-1174(2)
						NT700VA (ABS)(LT) Caliper	10-11	32-7358(1)			
						NT700VA (ABS)(RT) Caliper	10-11	32-7361(1)			32-1174(2)
						VF700C Magna	84-86	32-1153(2)	32-1176(4)		
						VF700C Magna	1987	32-1153(1)	32-1176(2)		
						VF700F Interceptor	84-85	32-1159(2)	32-1174(4)	32-1197	32-4187(2)
						VF700S Sabre	84-85	32-1153(2)	32-1176(4)		
						VFR700F/F2 Interceptor	86-87	32-1163(2)		32-1197	32-4187(2)
						VT700C Shadow	86-87	32-1159(2)	32-1174(2)		
						CB750 Nighthawk	91-03	32-1207(1)	32-2295(2)		
						CB750C Custom	1982		32-1176(4)		
						CB750F Super Sport	77-80	32-1185(2)	32-1168(2)	32-1185	32-1168(1)
						CB750F Super Sport	81-82	32-1153(2)	32-1176(4)	32-1197	32-4187(2)
						CB750K to frame CM30151	1982	32-1153(1)	32-1176(2)		
						CB750SC Nighthawk	82-83	32-1153(2)	32-1176(4)		
						RVF750R RC45	1994	32-7353(2)	32-2301(4)	32-1446	
									32-2302(4)		
						VF750C V45 Magna	82-83	32-1153(2)	32-1176(4)		
						VF750C V45 Magna	1988	32-1153(1)	32-1176(2)		
						VF750C/CD/CD2 Magna	94-03	32-1446(1)	32-2305(2)		
						VF750F Interceptor	83-84	32-1159(2)	32-1174(4)	32-1197	32-4187(2)
						VF750S Sabre	82-83	32-1153(2)	32-1176(4)		
						VFR750F Interceptor	1986	32-1163(2)		32-1197	32-4187(2)
						VFR750F Interceptor	90-97	32-1446(2)	32-2305(4)	32-1207	
						VT750C Shadow	98-00	32-1207(1)			
						VT750CD/CD2 Shadow	98-03	32-1207(1)			
						VT750C/CA Shadow	04-12	32-1446(1)	32-2305(2)		
						VT750C2/C2F Shadow	07-14	32-1207(1)	32-2295(2)		
						VT750C2B Shadow	10-13	32-1446(1)	32-2305(2)		
						VT750DC Shadow	01-07	32-1207(1)	32-2295(2)		
						PC800 Pacific Coast	1989	32-1207(2)			
						PC800 Pacific Coast	90-98	32-1207(2)	32-2295(2)		
						VFR800 LH Caliper	98-01	32-7358(1)		32-7479	
						VFR800 RH Caliper	98-01	32-7357(1)		32-7479	
						VFR800 (LH) Caliper	02-05	32-7363(1)		32-7480	
						VFR800 (RH) Caliper	02-05	32-7362(1)			
						VT800C Shadow	1988	32-1153(1)	32-1176(2)		
						CB900C Custom	1980	32-1152(2)	32-1168(2)	32-1203	32-1167(1)
						CB900C Custom	1981	32-1156(2)	32-1167(2)	32-1203	32-1167(1)
						CB900C Custom	1982	32-1153(2)	32-1176(4)	32-1153	32-1176(2)
						CB900F Super Sport	81-82	32-1153(2)	32-1176(4)	32-1197	32-4187(2)
						CB900F	02-07			32-1227	32-2306(1)
						CBR900RR	93-97	32-7353(2)	32-2301(4)	32-1227	32-2306(1)
									32-2302(4)		
						CBR900RR	98-99			32-1227	
						CBR929RR	00-01			32-1227	
						CBR954RR	02-03			32-1227	32-2306(1)
						CB1000	94-95	32-7353(2)	32-2301(4)	32-1227	
									32-2302(4)		
						CB1000C Custom	1983	32-1153(2)	32-1176(4)	32-1153	32-1176(2)
						CB1000R	11-13			32-1207	
						CBR1000F Hurricane	87-88	32-7353(2)		32-1197	32-4187(2)
						CBR1000F Hurricane	90-91	32-1207(2)	32-2295(4)	32-1207	

HONDA® DUALSPORT/OFFROAD APPLICATION				
Year	Front Caliper Rebuild Kit	Front Caliper Piston-each	Rear Caliper Rebuild Kit	Rear Caliper Piston-each
XR500R	83-84	32-1446(1)	—	—
XL600L	93-00	—	32-4229	—
XL600R	83-87	32-1446(1)	—	—
XR600R	85-87	32-1207(1)	—	—
XR600R	88-90	32-1207(1)	32-2304(2)	—
XR600R	91-00	32-1207(1)	32-2304(2)	32-2295(1)
XR650L Dualsport	93-14	32-1207(1)	32-2304(2)	32-2295(1)
XR650R	00-07	32-1207(1)	—	32-2295(1)

KAWASAKI® STREET APPLICATION				
Year	Front Caliper Rebuild Kit	Front Caliper Piston-each	Rear Caliper Rebuild Kit	Rear Caliper Piston-each
AN112D	03-11	32-1446(1)	—	—
BN125 Eliminator	01-07	32-1207(1)	—	—
EL250B2/B3 Eliminator	88-89	32-1319(1)	32-4048(1)	—
EL250E Eliminator HS	91-94	32-1319(1)	32-4048(1)	—
EX250E1/E2 Ninja 250R	86-87	32-1319(1)	32-4048(1)	—
EX250F Ninja 250R	88-07	32-1315(1)	32-4116(1)	32-1359
			32-4117(1)	—
EX250J Ninja 250R	08-12	32-1207(1)	—	32-1446
KLX250H KLX250S	06-07	32-1207(1)	—	32-4229
KLX250T KLX250S	09-12	32-1207(1)	—	32-4229
KLX250W KLX250SF	09-10	32-1446(1)	—	32-4229
EX300 Ninja	2013	32-1207(1)	—	32-1446
EX305B1 Gpz	1983	32-1319(1)	32-4048(1)	—
KZ305A1/A2 CSR	81-82	32-1286(1)	—	—
KZ305B1 CSR Belt	1983	32-1286(1)	—	—
KZ305B2/B3 LTD Belt	87-88	32-1286(1)	—	—
KZ440A1/A2/A3 LTD	80-82	32-1289(1)	—	—
KZ440A4 LTD	1983	32-1286(1)	—	—
KZ440D1~D4 LTD	80-82	32-1289(1)	—	—
KZ440D5 LTD Belt	1983	32-1286(1)	—	—
KZ440G1	1982	32-1286(1)	—	—
EN450A1~A6 LTD 454	85-90	32-1319(1)	32-4048(1)	—
EN500A1~A7 Vulcan	90-96	32-1319(1)	32-4048(1)	—
EN500C Vulcan 500 LTD	96-05	32-1319(1)	32-4048(1)	—
ER500A ER-5N	99-00	—	32-4116(1)	—
			32-4117(1)	—
ER500C ER-5N	01-02	—	32-4043(2)	—
EX500A1~A7 Ninja 500R	87-93	32-1315(1)	32-4116(1)	—
			32-4117(1)	—
EX500D Ninja 500R	94-09	32-1315(1)	32-4116(1)	32-1569
			32-4117(1)	—
KZ550A1	1980	32-1289(1)	—	—
KZ550A2/A3/A4	81-83	32-1286(1)	—	—
KZ550C1~C4 LTD	80-83	32-1286(1)	—	—
KZ550D1 Gpz	1981	32-1286(2)	—	32-1286
KZ550F1 Spectre	1983	32-1286(1)	—	—
KZ550F2 LTD	1984	32-1286(1)	—	—
KZ550H1/H2 Gpz	82-83	32-1286(2)	—	—
KZ550M1 LTD	1983	32-1286(1)	—	—
ZR550B1~B4 Zephyr	90-93	32-1315(2)	32-4116(2)	32-1359
			32-4117(2)	—
ZX550A1/A2/A3 Gpz	84-86	32-1319(2)	32-4048(2)	32-1319
ZL600A1/A2 Eliminator	86-87	32-1319(1)	32-4048(1)	—
ZL600B2/B3 Eliminator	96-97	32-1315(1)	32-4116(1)	—
			32-4117(1)	—
ZX600A Ninja 600R	85-87	32-1319(2)	32-4048(2)	32-1319
ZX600B1 Ninja 600RX	1987	32-1319(2)	32-4048(2)	32-1319
ZX600C1~C10 Ninja 600R	88-97	32-1315(2)	32-4116(2)	32-1315
			32-4117(2)	32-4117(1)
ZX600D Ninja ZX-6	90-93	32-7365(2)	32-4094(4)	32-1315
			—	32-4117(1)
ZX600E1~E10 Ninja ZX-6	93-02	32-7365(2)	—	32-1361
ZX600E11 ZZR600	2003	—	—	32-1361
ZX600F Ninja ZX-6R	95-97	32-7365(2)	—	32-1361
ZX600G Ninja ZX-6R	98-99	32-7366(2)	—	32-1361
ZX600J Ninja ZX-6R	00-03	32-7367(2)	—	32-1361
ZX600K ZZR600	05-08	32-7367(2)	—	32-1361
ZX600K1 Ninja ZX-6RR	2003	—	—	32-1361
ZX600M ZX-6RR	2004	32-1318(2)	—	32-1361
ZX600N ZX-6RR	05-06	32-1318(2)	—	32-1361
ZX600P ZX-6R	07-08	—	—	32-1361
ZX600R ZX-6R	09-12	—	—	32-1361
ZX636B1 Ninja ZX-6R	2003	—	—	32-1361

KAWASAKI® STREET APPLICATION				
Year	Front Caliper Rebuild Kit	Front Caliper Piston-each	Rear Caliper Rebuild Kit	Rear Caliper Piston-each
ZX636C ZX-6R	05-06	32-1318(2)	—	32-1596
EJ650A W650	00-02	32-7374(1)	32-4043(2)	32-1361
ER650A ER-6n	06-08	32-7374(2)	32-4043(4)	32-1361
ER650C ER-6n	09-11	32-7376(2)	—	32-1361
EX650A 650R Ninja	06-08	32-7374(2)	32-4043(4)	32-1361
EX650C 650R Ninja	09-12	32-7376(2)	—	—
KL650B2/B3 Tengai KLR	90-91	32-1315(1)	32-4116(1)	—
			32-4117(1)	—
KL650E KLR650	08-12	32-1207(1)	—	32-1446
KLE650A Versys	07-08	32-7374(2)	32-4043(4)	32-1361
KLE650C Versys	09-12	32-7376(2)	—	32-1361
KZ650B1/B2/B2A/B3	77-79	32-1289(1)	—	—
KZ650C (with solid disc)	77-78	—	32-4045(2)	—
KZ650D1/D1A SR	1978	—	32-4045(2)	—
KZ650E1 LTD	1980	32-1289(1)	—	—
KZ650F1	1980	32-1289(1)	—	—
KZ650H1/H2/H3 CSR	81-83	32-1286(1)	—	—
KZ700A1	1984	32-1286(2)	—	32-1286
VN700A1 Vulcan	1985	32-1319(2)	32-4048(2)	—
ZN700A1/A2 LTD	84-85	32-1319(2)	32-4048(2)	32-1315
KZ750B1~B4 (2-cylinder)	76-79	32-1289(1)	—	—
KZ750E1/E2/E3	80-82	32-1286(2)	—	32-1286
KZ750F1 LTD	1983	32-1286(2)	—	32-1286
KZ750G LTD (2-cylinder)	1980	32-1289(1)	—	—
KZ750H1~H4 LTD	80-83	32-1286(2)	—	32-1286
KZ750K LTD (2-cylinder)	83-84	32-1319(1)	32-4048(1)	—
KZ750L3	1983	32-1286(2)	—	32-1286
KZ750M CSR (2-cylinder)	1982	32-1286(1)	—	—
KZ750M CSR (2-cylinder)	1982	32-1286(1)	—	32-1286
KZ750N1/N2 Spectre	82-83	32-1286(2)	—	32-1286
KZ750R1 Gpz	1982	32-1286(2)	—	32-1286
VN750A Vulcan 750	86-04	32-1319(2)	32-4048(2)	—
ZR750C1/C2/C3 Zephyr	91-93	32-1315(2)	32-4116(2)	32-1315
			32-4117(2)	32-4117(1)
ZR750H ZR-7	00-05	32-7374(2)	32-4043(4)	32-7376
ZR750K/L ZR-7	06-09	32-7374(2)	32-4043(4)	—
ZX750A1/A2/A3 Gpz	83-85	32-1319(2)	32-4048(2)	32-1361
ZX750E1/E2 Gpz Turbo	84-85	32-1319(2)	32-4048(2)	32-1319
ZX750F1~F4 Ninja 750R	87-90	32-1315(2)	32-4116(2)	32-1315
			32-4117(2)	32-4117(1)
ZX750H1/H2 Ninja ZX-7	89-90	32-7377(2)	—	—
			—	—
ZX750J1/J2 Ninja ZX-7	91-92	32-7377(2)	—	—
			—	—
ZX750K1/K2 Ninja ZX-7R	91-92	32-7377(2)	—	—
			—	—
ZX750L Ninja ZX-7	93-95	32-7365(2)	—	32-7487
ZX750M Ninja ZX-7R	93-94	32-7377(2)	—	32-7487
			—	—
ZX750P Ninja ZX-7R	96-03	32-7367(2)	—	32-7487
VN800A Vulcan 800	95-05	32-1319(1)	32-4048(1)	—
VN800B Vulcan Classic	96-05	32-7374(1)	32-4043(2)	—
VN800C/E Drifter	99-06	32-7374(1)	32-4043(2)	32-1312
KZ900A4/A5	76-77	32-1289(1)	—	—
KZ900B1 LTD	1976	32-1289(2)	—	—
VN900B Vulcan 900 Classic	06-12	32-7376(1)	—	32-1311
VN900C Vulcan 900 Custom	07-13	32-7374(1)	32-4043(2)	32-1311
VN900D Vulcan 900 Classic LT	06-12	32-7376(1)	—	32-1311
ZL900A1/A2 Eliminator	85-86	32-1319(2)	32-4048(2)	32-1319
ZX900A Ninja 900R	84-86	32-1319(2)	32-4048(2)	32-1319
ZX900B1/B2 Ninja ZX-9R	94-95	32-7365(2)	—	32-1361
ZX900B3/B4 Ninja ZX-9R	96-97	32-7367(2)	—	32-1361
ZX900C1/C2 Ninja ZX-9R	98-99	32-7367(2)	—	32-1361
ZX900E1/E2 Ninja ZX-9R	00-01	32-7367(2)	—	32-1361
ZX900F1/F2 Ninja ZX-9R	02-03	—	—	32-1361
KZ1000A1/A2	77-78	32-1289(1)	—	32-1335
KZ1000A MKII	79-80	32-1289(2)	—	32-1335
KZ1000B3/B4 LTD	79-80	32-1289(2)	—	32-1335
KZ1000C1/C1A Police	1978	—	32-4045(2)	32-1335
KZ1000C2/C3/C4 Police	79-81	32-1289(2)	—	32-1335
KZ1000D1 Z1R	1978	—	32-4045(2)	32-1335
KZ1000D3 Z1R	1980	32-1289(2)	—	32-1335
KZ1000E1/E2 Shaft ST	79-80	32-1289(2)	—	32-1335
KZ1000G1 LTD Classic	1980	32-1289(2)	—	32-1335
KZ1000J1/J2/J3	81-83	32-1286(2)	—	32-1286

EQUIPMENT & TOOLS

HARD PARTS

CARB & FUEL

IGNITION/ELECTRICAL

CONTROL

SUSPENSION

ACCESSORIES

MARINE

AUTOMOTIVE

KAWASAKI® DUAL SPORT/OFFROAD APPLICATION		Year	Front Caliper Rebuild Kit	Front Caliper Piston-each	Rear Caliper Rebuild Kit	Rear Caliper Piston-each
KX500E1/E2/E3	89-91	32-1207(1)	————	————	32-1596	————
KX500E4	1992	32-1207(1)	————	————	32-1596	————
KX500E5	1993	32-1207(1)	32-2304(2)	————	32-1596	————
KX500E6~E16	94-04	32-1207(1)	32-2304(2)	————	32-4229	————
KL650A KL600	1985	————	————	————	32-1569	————
KL650B KL600 Dualsport	85-86	————	————	————	32-1569	————
KL650A KLR650	87-07	————	————	————	32-1569	————
KL650B Tengai	89-90	————	————	————	32-1569	————
KL650B Tengai KLR650	90-91	32-1315(1)	32-4117(1)	————	————	————
KL650E KLR650	08-12	32-1207(1)	————	————	32-1446	————
KLX650A Offroad	93-95	32-1207(1)	32-2304(2)	————	32-1596	————
KLX650C Dualsport	93-96	32-1207(1)	32-2304(2)	————	32-1596	————
KLX650D Offroad	1996	32-1207(1)	32-2304(2)	————	————	————

SUZUKI® STREET APPLICATION		Year	Front Caliper Rebuild Kit	Front Caliper Piston-each	Rear Caliper Rebuild Kit	Rear Caliper Piston-each
UH200 Burgman	14-15	32-7395(1)	————	————	————	————
GN250J	1988	32-1434(1)	————	————	————	————
AN400/S Burgman Scooter	04-06	————	————	32-1313	————	————
AN400/A Burgman Scooter	07-14	32-7395	————	32-1308	————	————
GN400T	1980	32-1434(1)	————	————	————	————
GN400XT/XX	80-81	32-1434(1)	————	————	————	————
GN400TX/TZ	81-82	32-1434(1)	————	————	————	————
GSF400FM/FN Bandit	91-92	32-7384(1)	————	————	32-0751	————
				(1)		
GSF400FP Bandit	1993	32-7384(1)	————	————	32-0751	————
				(1)		
GS500EK/EL/EM/EN	89-92	32-7384(1)	————	————	32-0732	————
GS500EP/ER/ES	93-95	32-7384(1)	————	————	32-0751	————
GS500ET	1996	32-7379(1)	————	————	32-0751	————
GS550ED/ESD	1983	32-0732(2)	————	————	32-0732	————
GS550ES3/EF	83-84	32-0732(2)	————	————	32-0732	————
GS550ESE/ESF/ESG	84-86	32-0732(2)	————	————	32-0732	————
GS550ET	1980	————	32-4169(1)	————	32-1425	————
GS550LD	1983	32-0732(1)	————	————	————	————
GS550LF/LG	85-86	32-0732(1)	————	————	————	————
GS550LN	1979	————	————	32-1425	————	————
GS550LT	1980	————	32-4169(1)	————	32-1425	————
GS550LX	1981	————	32-4169(1)	————	32-0887	————
GS550LZ	1982	————	32-4169(1)	————	————	————
GS550MZ	1982	32-1418(2)	32-4169(2)	————	32-0887	————
GS550TX	1981	————	32-4169(1)	————	32-0887	————
GSF600S Bandit	96-99	32-7395(2)	————	————	32-0751	————
GSF600S Bandit	00-03	32-7379(2)	————	————	32-0751	————
GSX-R600WN/WP	92-93	32-7379(2)	————	————	32-0751	————
GSX-R600	97-00	32-7381(2)	————	————	32-0751	————
GSX-R600	01-03	————	————	————	32-0751	————
GSX-R600	04-05	32-7597(2)	————	————	32-1333	————
GSX-R600	06-07	32-7597(2)	————	————	32-1334	————
GSX-R600	08-09	————	————	————	32-1334	————
GSX-R600	11-13	32-7386(2)	————	————	————	————
GSX600F Katana	88-92	32-7378(2)	————	————	32-0732	————
GSX600F Katana	93-97	32-7378(2)	————	————	32-0751	————
GSX600F Katana	98-06	32-7379(2)	————	————	32-0751	————
RF600RR/RS/RT	94-96	32-7395(2)	————	————	32-0751	————
AN650 Burgman Scooter	03-12	32-7395(2)	————	————	32-1308	————
AN650 Burgman Scooter	13-14	32-1207(2)	————	————	32-1308	————
AN650 Burgman Scooter	2015	32-1207(2)	————	————	————	————
AN650A Burgman Scooter	06-12	32-7395(2)	————	————	32-1308	————
AN650Z Burgman Scooter	13-14	32-1207(2)	————	————	32-1308	————
AN650Z Burgman Scooter	2015	32-1207(2)	————	————	————	————
DL650 V-Strom	04-12	32-7379(2)	————	————	32-1336	————
GS650E/G/EZ	81-82	32-1418(2)	32-4169(2)	————	32-0887	————
GS650GLX/GLZ/GLD	81-83	————	32-4169(1)	————	32-0887	————
GS650GX/GZ/GD	81-83	32-1418(2)	32-4169(2)	————	32-0887	————
GS650MD Katana	1983	32-1418(2)	32-4169(2)	————	32-0887	————
GSX650F	08-09	32-7381(2)	————	————	32-1336	————
SV650	99-02	32-7379(2)	————	————	32-0751	————
SV650	03-08	32-7379(2)	————	————	————	————
GS700EF/ESF	1984	32-1434(2)	————	————	32-0887	————
GV700GLF Madura	85-86	32-1434(2)	————	————	————	————
GS750	77-79	————	————	————	32-1425	————
GS750ED/ESD	1983	32-1434(2)	————	————	32-0887	————
GS750ET/EX/EZ	80-82	32-1434(2)	————	————	32-1425	————
GS750LT/LX	80-81	32-1434(2)	————	————	32-1425	————

SUZUKI® STREET APPLICATION		Year	Front Caliper Rebuild Kit	Front Caliper Piston-each	Rear Caliper Rebuild Kit	Rear Caliper Piston-each
GS750SD Katana	1983	32-1418(2)	————	————	32-1425	————
GSX-R750G/H/RG	86-87	————	————	————	32-0732	————
GSX-R750J/K/L/M/N	88-91	32-7380(2)	————	————	32-0732	————
GSX-R750WP	92-93	32-7380(2)	————	————	————	————
GSX-R750WR/WS	94-95	32-7385(2)	————	————	32-0751	————
GSX-R750T/V/W/X	96-99	32-7390(2)	————	————	32-0751	————
GSX-R750	00-03	————	————	————	32-0751	————
GSX-R750	04-05	32-7597(2)	————	————	————	————
GSX-R750	06-07	32-7597(2)	————	————	32-1334	————
GSX-R750	11-13	32-7386(2)	————	————	————	————
GSX750FK~FN Katana	89-92	32-7378(2)	————	————	32-0732	————
GSX750FP~FV Katana	93-97	32-7378(2)	————	————	32-0751	————
GSX750FW~FK1 Katana	98-06	32-7379(2)	————	————	32-0751	————
VS800GL Intruder	93-09	32-1337(1)	————	————	————	————
VX800L/M/N/P	90-93	32-7384(2)	————	————	————	————
				(1)		
GS850GL	80-83	32-1434(2)	————	————	32-1425	————
GS850GN	1979	————	————	————	32-1425	————
GS850GT/GX	80-81	32-1434(2)	————	————	32-1425	————
GS850GZ/GD	82-83	32-1434(2)	————	————	32-0887	————
RF900R up to frame no.100559	94-96	————	————	————	32-0751	————
RF900RZS	1995	————	————	————	32-0751	————
DL1000 V-Strom	02-12	32-7379(2)	————	————	32-1336	————
GS1000C/N (spoke wheel)	78-79	————	————	————	32-1425	————
GS1000E (mag wheel)	78-79	————	————	————	32-1425	————
GS1000ET	1980	32-1418(2)	————	————	32-1425	————
GS1000G	80-81	32-1434(2)	————	————	32-1425	————
GS1000LN/SN	1979	————	————	————	32-1425	————
GS1000ST	1980	32-1418(2)	————	————	32-1425	————
GS1000SZ Katana	1982	32-1418(2)	————	————	32-1425	————
GSX-R1000	03-04	————	————	————	32-1333	————
GSX-R1000	05-06	32-7597(2)	————	————	32-1333	————
GSX-R1000	07-08	32-7597(2)	————	————	32-1334	————
GSX-R1000	12-13	32-7386(2)	————	————	————	————
SV1000/S	03-07	32-7597(2)	————	————	32-1336	————
TL1000R	98-03	32-7390(2)	————	————	32-0751	————
TL1000S	97-01	32-7381(2)	————	————	32-0751	————
GS1100E	80-83	32-1418(2)	————	————	32-1425	————
GS1100GLZ/GLD	82-83	32-1434(2)	————	————	32-0887	————
GS1100GZ/GD	82-83	32-1434(2)	————	————	32-0887	————
GS1100LT	1980	32-1418(2)	————	————	32-1425	————
GS1100SD Katana	1983	32-1418(2)	————	————	32-1425	————
GSX-R1100G/H/J	86-88	32-7382(2)	————	————	32-0732	————
GSX-R1100K/L/M/N	88-92	————	————	————	32-0732	————
GSX-R1100W	93-98	32-7385(2)	————	————	32-0751	————
GSX1100FJ~FN Katana	88-92	32-0887(2)	————	————	32-0887	————
GSX1100FP Katana	1993	32-0751(2)	————	————	32-0751	————
GSX1100G Shaft	91-93	32-7384(2)	————	————	————	————
				(1)		
GS1150E/ES	83-86	32-0887(2)	————	————	32-0887	————
GSF1200SV Bandit	01-05	32-7390(2)	————	————	32-0751	————
GSF1200SV~SK3 Bandit	96-00	32-7380(2)	————	————	32-0751	————
GV1200GL Madura	85-86	32-1434(2)	————	————	————	————
GSF1250S/SA	07-09	32-7381(2)	————	————	32-1336	————
GSX1250FA	2011	32-7381(2)	————	————	32-1336	————
GSX1300R Hayabusa	99-07	32-7390(2)	————	————	32-0751	————
GSX1300R Hayabusa	08-12	————	————	————	32-1334	————
VS1400GL Intruder	96-09	————	————	————	32-1337	————
VL1500 Intruder LC	98-01	————	————	————	32-1337	————
VL1500 Intruder LC	02-04	32-7379(2)	————	————	————	————
VL1500T C90	05-09	32-7379(2)	————	————	————	————
VL1500	13-15	32-7395(2)	————	————	————	————
VZR1800 M-109R	06-15	32-7597(2)	————	————	————	————

SUZUKI® ATV APPLICATION		Year	Front Caliper Rebuild Kit	Front Caliper Piston-each	Rear Caliper Rebuild Kit	Rear Caliper Piston-each
LT230S	85-88	————	————	————	————	32-1442
LT230E	88-93	————	————	————	————	32-1442
LT230E QuadSport	87-93	————	————	————	32-1450	————
LT230S QuadSport	85-88	————	————	————	32-1450	————
LT250R Quadracer	85-92	————	————	————	————	32-1442
LT250S	89-90	————	————	————	————	32-1442
LT250RF~RN Quadracer	85-92	————	————	————	32-1450	————
LT250SK/SL	89-90	————	————	————	32-1450	————
LTF300 Quadracer	2002	32-7395(2)	————	————	————	————

EQUIPMENT & TOOLS

HARD PARTS

CARB & FUEL

IGNITION/ELECTRICAL

CONTROL

SUSPENSION

ACCESSORIES

MARINE

AUTOMOTIVE

EQUIPMENT & TOOLS
HARD PARTS
CARB & FUEL
IGNITION/ELECTRICAL
CONTROL
SUSPENSION
ACCESSORIES
MARINE
AUTOMOTIVE

SUZUKI® ATV					
APPLICATION	Year	Front Caliper Rebuild Kit	Front Caliper Piston-each	Rear Caliper Rebuild Kit	Rear Caliper Piston-each
LTZ400/Z	03-13	————	————	32-1450	————
LTR450/Z Quadracer	06-09	32-7395(2)	————	32-1450	————
LT500R Quadracer	87-90	————	————	————	32-1442
LTA500F Quadrunner	00-01	32-7395(2)	————	————	————
LT500F Quadrunner	98-02	32-7395(2)	————	————	————
LT500R QuadSport	03-12	————	————	32-1450	————

SUZUKI® DUAL SPORT/OFFROAD					
APPLICATION	Year	Front Caliper Rebuild Kit	Front Caliper Piston-each	Rear Caliper Rebuild Kit	Rear Caliper Piston-each
RM80	90-01	————	————	32-4223	————
RM80/L	02-15	————	————	32-4223	————
DR125G/H/J	86-88	32-1450(2)	————	————	————
DR125SER/S/T	94-96	32-1450(2)	————	————	————
RM125H	1987	32-1207(2)	————	————	————
RM125	88-92	————	————	32-4229	————
RM125	93-95	————	————	32-4229	32-1309
RM125	96-08	————	————	32-4229	————
RM125K/L	89-90	32-1207(2)	————	32-4229	————
RM125M	1991	32-1207(2)	32-2304(1)	32-4229	————
RM125N	1992	32-1207(2)	32-2304(1)	32-4229	32-2326(1)
RM125P/R/S	93-95	32-1207(2)	32-2304(1)	32-1596	————
RM125T~K4	96-08	32-1207(2)	32-2304(1)	32-1594	32-2326(1)
DR200G/H/J	86-88	32-1450(2)	————	————	————
DR250F	1985	32-1450(2)	————	————	————
DR250L/M	90-91	32-1207(2)	————	————	————
DR250N/P	92-93	32-1207(2)	32-2304(1)	32-1594	————
DR250S Dualsport	90-95	32-1207(2)	————	————	————
DR250 Offroad	90-93	————	————	32-4229	————
DR-Z250 Offroad	01-07	32-1207(2)	32-2304(1)	————	————
RM250T~M	87-91	32-1207(2)	32-2304(1)	————	————
RM250N	1992	32-1207(2)	32-2304(1)	————	32-2326(1)
RM250P/S/R	93-95	32-1207(2)	32-2304(1)	————	————
RM250	87-92	————	————	32-4229	————
RM250	93-95	————	————	32-4229	32-1309
RM250	96-08	————	————	32-4229	————
RMX250	89-91	————	————	32-4229	————
RMX250	93-98	————	————	32-4229	32-1309
RMX250K/L	89-90	————	————	32-1594	————
RMX250M	1991	————	32-2304(1)	————	————
RMX250N	1992	————	32-2304(1)	————	32-2326(1)
RMX250P/R/S/T	93-96	————	32-2304(1)	————	————
RMX250V/W	97-98	————	32-2304(1)	32-4229	————
RM-Z250 4-Stroke	04-11	32-1207(2)	————	32-4229	————
DR350 Offroad	90-96	————	————	32-4229	————
DR350L/M Offroad	90-91	32-1207(2)	————	————	————
DR350N~X Offroad	92-99	32-1207(2)	32-2304(1)	————	————
DR350S Dualsport	90-93	32-1207(2)	————	————	————
DR350SE Dualsport	94-97	32-1207(2)	————	————	————
DR350SE Dualsport	98-99	32-1207(2)	32-2304(1)	————	————
DR-Z400 Offroad	00-04	32-1207(2)	32-2304(1)	32-4229	32-2326(1)
DR-Z400E Offroad	00-07	32-1207(2)	32-2304(1)	32-4229	32-2326(1)
DR-Z400S Dualsport	00-12	32-1207(2)	32-2304(1)	32-4229	32-2326(1)
DR-Z400SM Supermoto	05-08	32-1207(2)	32-2304(1)	32-4229	32-2326(1)
RM-Z450 4-Stroke	05-11	32-1207(2)	32-2304(1)	32-4229	————
DR650SE Dualsport	90-91	32-1347(1)	————	32-1349	————
DR650SE Dualsport	92-95	32-1347(1)	————	32-1349	————
DR650S Dualsport	96-12	32-1207(2)	32-2304(1)	————	————
DR650SE Dualsport	96-15	————	————	32-4229	32-1309

YAMAHA® STREET					
APPLICATION	Year	Front Caliper Rebuild Kit	Front Caliper Piston-each	Rear Caliper Rebuild Kit	Rear Caliper Piston-each
RZ350	84-85	————	————	————	32-2325(2)
FZR400U/SUC/W/SWC	88-89	32-1608(2)	————	32-2332(2)	————
FZR400A/SAC	1990	32-7599(2)	————	————	————
XS400D/E/F	77-79	32-1250(1)	————	32-1250	————
XS400SG/SH Special	80-81	32-1605(1)	————	————	————
SR500E/F/G/H	78-81	32-1250(1)	————	32-1250	————
XP500 T-Max	09-11	32-7477(2)	32-2321(4)	————	————
		————	32-2322(4)	————	————
XS500C/D/E	76-78	32-1250(1)	————	32-1250	————
XJ550 Maxim/Seca	81-83	32-1602(1)*	————	————	————
FJ600L/LC/N/NC	84-85	32-1608(2)	32-2332(2)	32-1606	32-2325(2)
FZ600	86-88	32-1608(2)	32-2332(2)	————	————
FZR600	1989	————	————	32-1608	32-2332(2)
FZR600	90-99	32-7476(2)	32-2338(4)	32-1608	32-2332(2)
		————	32-2340(4)	————	————

YAMAHA® STREET					
APPLICATION	Year	Front Caliper Rebuild Kit	Front Caliper Piston-each	Rear Caliper Rebuild Kit	Rear Caliper Piston-each
FZS600 FZ-6	2004	————	————	————	32-1326
FZS6 FZ-6	05-06	————	————	————	32-1326
		————	————	————	————
FZS6 FZ-6	07-09	32-7477(2)	32-2321(4)	32-1326	————
		————	32-2322(4)	————	————
FZ-6R	09-15	————	————	————	32-1326
YZF600R	95-96	32-7476(2)	32-2338(4)	————	————
		————	32-2340(4)	————	————
YZF600R	97-07	32-7477(2)	32-2321(4)	32-1608	32-2332(2)
		————	32-2322(4)	————	————
YZF-R6	99-02	32-7477(2)	32-2321(4)	————	————
		————	32-2322(4)	————	————
YZF-R6	03-04	32-7477(2)	32-2321(4)	32-1326	————
		————	32-2322(4)	————	————
YZF-R6	2005	————	32-2321(4)	32-1326	————
		————	32-2322(4)	————	————
YZF-R6	06-10	————	————	32-1326	————
YZF-R6S	06-09	32-7477(2)	32-2321(4)	32-1326	————
		————	32-2322(4)	————	————
YX600/C Radian	86-90	32-1608(2)	32-2332(4)	————	————
XJ650G/H/J/K Maxim	80-83	32-1605(1)	————	————	————
XJ650LH Midnight Special	1981	32-1605(1)	————	————	————
XJ650RJ Seca	1982	32-1250(1)	————	32-1250	————
NOTE: 32-1250 DOES NOT FIT XJ650LJ/LK SECA TURBO 82-83. BRAKE CALIPER KIT NOT AVAILABLE FOR THIS APPLICATION.					
XS650 Twins, All	77-83	32-1250(1)	————	32-1250	————
FZ-07	15-16	32-7477(2)	32-2321(4)	32-1326	————
		————	32-2322(4)	————	————
FZ700T/TC	1987	32-1607(2)	32-2325(4)	32-1608	32-2332(2)
FZX700S/SC/T/TC Fazer	86-87	32-1608(2)	32-2332(4)	32-1608	32-2332(2)
XJ700 Maxim	85-86	32-1606(2)	32-2325(4)	————	————
XJ700 Maxim X	85-86	32-1606(2)	32-2325(4)	————	————
XV700 Virago	84-87	32-1606(2)	32-2325(4)	————	————
FZ750	85-88	32-1607(2)	32-2325(4)	32-1608	32-2332(2)
FZR750RT/RU	87-88	32-7599(2)	32-2324(4)	32-1608	32-2332(2)
XJ750RH/RJ/RK Seca	81-83	32-1602(2)*	————	————	————
XS750D/2D/E/F	77-79	32-1250(2)	————	32-1250	————
XS750SE/SF Special	78-79	32-1605(2)	————	32-1250	————
XV750H/J/K Virago	81-83	32-1605(1)	————	————	————
XV750U/UC~H/HC Virago	88-97	32-1606(2)	32-2325(4)	————	————
YZF750RF/RFC	1994	————	————	32-1608	32-2332(2)
YZF750R	96-98	————	————	32-1608	32-2332(2)
FZ8N FZ-8	11-13	32-7477(2)	32-2321(4)	32-1326	————
		————	32-2322(4)	————	————
TDM850D/DC/E/EC	92-93	32-7599(2)	————	32-1608	32-2332(2)
XS850G/H	80-81	32-1250(2)	————	32-1250	————
XS850L Midnight Special	80-81	32-1605(2)	————	32-1250	————
XS850SG/SH Special	80-81	32-1605(2)	————	32-1250	————
FJ-09	2015	32-7477(2)	32-2321(4)	32-1326	————
		————	32-2322(4)	————	————
FZ-09	14-15	32-7477(2)	32-2321(4)	32-1326	————
		————	32-2322(4)	————	————
XJ900RK Seca	1983	32-1608(2)	32-2332(2)	32-1608	32-2332(2)
XV920J Virago	1982	32-1602(2)*	————	————	————
XV920K Virago	1983	32-1605(1)	————	————	————
XV920RH/RJ	81-82	32-1250(2)	————	————	————
FZR1000	87-88	32-7599(2)	32-2324(4)	32-1608	32-2332(2)
FZR1000	89-93	32-7456(2)	32-2338(4)	32-1608	32-2332(2)
		————	32-2340(4)	————	————
FZR1000	94-95	————	————	32-1608	32-2332(2)
FZS1000 FZ-1	01-05	32-7477(2)	32-2321(4)	————	————
		————	32-2322(4)	————	————
FZS10 FZ-1	06-15	32-7477(2)	32-2321(4)	32-1326	————
		————	32-2322(4)	————	————
XV1000 Virago	84-85	32-1606(2)	32-2325(4)	————	————
GTS1000	93-94	————	————	32-1608	32-2332(2)
YZF1000R	1997	32-7477(2)	32-2321(4)	32-1608	32-2332(2)
		————	32-2322(4)	————	————
YZF-R1	98-01	32-7477(2)	32-2321(4)	————	————
		————	32-2322(4)	————	————
YZF-R1	02-03	————	————	————	————
YZF-R1	04-08	————	————	32-1326	————
YZF-R1	09-14	————	————	32-1326	————
FJ1100L/LC/N/NC	84-85	32-1608(2)	32-2332(2)	32-1608	32-2332(2)
XJ1100J Maxim	1982	————	————	32-1605	————
XS1100E	78-81	32-1250(2)	————	32-1250	————

YAMAHA® STREET APPLICATION		Year	Front Caliper Rebuild Kit	Front Caliper Piston-each	Rear Caliper Rebuild Kit	Rear Caliper Piston-each
XS1100L Midnight Special	1980		32-1605(2)	—	32-1250	—
XS1100L Midnight Special	1981		32-1602(2)*	—	32-1605	—
XS1100SF/SG/SH Special	79-81		32-1605(2)	—	32-1250	—
XV1100 /C Virago	88-99		32-1606(2)	32-2325(4)	—	—
XV1100SH/SJ Virago	96-97		32-1606(2)	—	—	—
XV1100SH/SJ Virago	96-97		32-1606(2)	—	—	—
XVS1100A V-Star 1100	99-09		—	—	32-1608	32-2332(2)
FJ1200	86-87		32-1608(2)	32-2332(2)	32-1608	32-2332(2)
FJ1200	89-93		32-7599(2)	32-2324(4)	32-1608	32-2332(2)
VMX12 V-Max	86-92		32-1607(2)	—	32-1608	32-2332(2)
VMX12 V-Max	93-07		32-7476(2)	32-2338(4)	32-1608	32-2332(2)
				32-2340(4)	—	—
XTZ12 Super Tenere	12-15		32-7477(2)	32-2321(4)	—	—
				32-2322(4)	—	—
XVZ12TK/DL/KC2 Venture	83-84		32-1606(2)	—	32-1608	32-2332(2)
XVZ12D Venture Royale	83-84		32-1606(2)	32-2325(4)	32-1608	32-2332(2)
XVZ12DC Venture Royale	83-85		32-1606(2)	32-2325(4)	32-1608	32-2332(2)
FJR1300	03-05		32-7477(2)	32-2321(4)	—	—
				32-2322(4)	—	—
FJR1300A	04-05		32-7477(2)	32-2321(4)	—	—
				32-2322(4)	—	—
XVZ1300 Royal Star	96-01		32-7599(2)	—	—	—
XV17A Roadstar	04-13		32-7477(2)	32-2321(4)	—	—
				32-2322(4)	—	—
XV19 Stratoliners	06-14		32-7477(2)	32-2321(4)	—	—
				32-2322(4)	—	—
XV19 Roadliners	06-14		32-7477(2)	32-2321(4)	—	—
				32-2322(4)	—	—
XV19 Raider/S	08-15		32-7477(2)	32-2321(4)	—	—
				32-2322(4)	—	—

YAMAHA® ATV APPLICATION		Year	Front Caliper Rebuild Kit	Front Caliper Piston-each	Rear Caliper Rebuild Kit	Rear Caliper Piston-each
YFM125R Raptor	11-12		32-1593(2)	—	—	—
YFS200 Blaster	03-06		32-1593(2)	—	—	—
YFM250B Big Bear	07-09		32-1593(2)	—	—	—
YFM250X Beartracker	01-05		32-1593(2)	—	—	—
YFM350A Bruin Auto 2WD	04-05		32-1593(2)	—	—	—
YFM350FA Bruin Auto 4WD	04-05		32-1593(2)	—	—	—
YFM350F Big Bear 4WD	1999		32-1593(2)	—	—	—
YFM350FX Wolverine	95-05		—	—	—	32-1442
YFM350FX Wolverine 4WD	95-05		32-1593(2)	—	—	—
YFM35X Wolverine 2WD	06-09		32-1593(2)	—	—	—
YFM35G Grizzly 350 2WD	07-11		32-1593(2)	—	—	—
YFM35FG Grizzly 350 4WD	07-11		32-1593(2)	—	—	—
YFM350U Big Bear 2WD	1999		32-1593(2)	—	—	—
YFM350X Warrior	87-04		—	—	—	32-1442
YFM350X Warrior	89-04		32-1593(2)	—	—	—
YFM350R Raptor	04-11		32-1593(2)	—	—	—
YFZ350 Banshee	87-89		—	—	—	—
YFZ350 Banshee	87-04		—	—	—	32-1442
YFZ350 Banshee	90-06		32-1593(2)	—	—	—
YFM400A Kodiak Auto 2WD	00-02		32-1593(2)	—	32-1593	—
YFM400A Kodiak Auto 2WD	03-04		32-1593(2)	—	—	—
YFM400F Kodiak 4WD	1999		32-1593(2)	—	—	—
YFM400F Kodiak 4WD	00-02		32-1593(2)	—	32-1593	—
YFM400F Kodiak 4WD	03-04		32-1593(2)	—	—	—
YFM400F Kodiak 4WD	05-06		32-1593(2)	—	32-1593	—
YFM400F Kodiak 4WD	1999		32-1593(2)	—	—	—
YFM400FA Kodiak Auto 4WD	00-01		32-1593(2)	—	32-1593	—
YFM400FW Big Bear 4WD	00-11		32-1593(2)	—	—	—
YFM400N Big Bear 2WD	00-01		32-1593(2)	—	—	—
YFM4FG Grizzly 400 4WD	07-08		32-1593(2)	—	32-1593	—
YFM45F Kodiak 4WD	03-06		32-1593(2)	—	32-1593	—
YFM45FG Grizzly 450 4WD	07-11		32-1593(2)	—	—	—
YFM450FX Wolverine	06-10		32-1593(2)	—	32-1593	—
YFM600FW Grizzly	98-01		32-1593(2)	—	—	—
YFM660FG Grizzly	02-08		32-1593(2)	—	—	—
YFM660R Raptor	01-05		32-1593(2)	—	—	—
YFM700R Raptor	06-11		—	—	32-1593	—

YAMAHA® SIDE BY SIDE APPLICATION		Year	Front Caliper Rebuild Kit	Front Caliper Piston-each	Rear Caliper Rebuild Kit	Rear Caliper Piston-each
YXR450 Rhino	04-09		—	—	32-1593	—
YXR660 Rhino	04-07		—	—	32-1593	—

YAMAHA® OFFROAD APPLICATION		Year	Front Caliper Rebuild Kit	Front Caliper Piston-each	Rear Caliper Rebuild Kit	Rear Caliper Piston-each
YZ80	93-01		—	—	32-4229	—
YZ85	02-16		—	—	32-4229	—
YZ125(2 Stroke)	90-97		—	—	32-1596	32-2312
YZ125(2 Stroke)	98-02		—	—	32-4229	32-2295
YZ125E1/F1/G1/H1/J1	93-97		—	32-2304(2)	—	—
YZ125K1/L1/M1/N1/P	98-02		—	32-2304(2)	—	—
WR200R	1992		—	—	32-1596	32-2312
TT-R250	99-06		—	—	32-1596	32-2312
TT-R250L	99-06		—	32-2304(2)	—	—
WR250ZF/ZG/ZH/ZJ	94-97		—	32-2304(2)	—	—
WR250F 4-Stroke Offroad	01-11		—	32-2304(2)	—	—
WR250F	01-02		—	—	32-4229	32-2295
WR250F	03-16		—	—	32-1591	32-2305
WR250R	08-11		—	—	32-1591	32-2305
WR250X	08-11		—	—	32-1591	32-2305
WR250X	08-11		—	—	32-1591	32-2305
WR250Z	91-97		—	—	32-1596	32-2312
YZ250E1/F1/G1/H1/J1	93-97		—	32-2304(2)	—	—
YZ250 (2 Stroke)	90-97		—	—	32-1596	32-2312
YZ250 (2 Stroke)	98-02		—	—	32-4249	32-2295
YZ250 (2 Stroke)	03-16		—	—	32-1591	32-2305
YZ250F	01-02		—	—	32-4229	32-2295
YZ250F	03-16		—	—	32-1591	32-2305
YZ250K1	1998		—	32-2304(2)	32-1589	—
YZ250L1/M1/N1/P	99-02		—	32-2304(2)	—	—
YZ250F 4-Stroke Offroad	01-02		—	32-2304(2)	—	—
WR400F	1998		—	—	32-1596	32-2312
WR400F	99-00		—	—	32-4229	32-2295
WR426F	01-02		—	—	32-4229	32-2295
WR400F 4-Stroke Offroad	1998		—	32-2304(2)	—	—
WR400F 4-Stroke Offroad	99-00		—	32-2304(2)	—	—
YZ400F	1998		—	—	32-1596	32-2312
YZ400F 4-Stroke Offroad	1998		—	32-2304(2)	—	—
YZ400F 4-Stroke Offroad	1999		—	32-2304(2)	32-1589	—
WR426F 4-Stroke Offroad	01-02		—	32-2304(2)	—	—
YZ426F	00-02		—	—	32-4229	32-2295
YZ426F 4-Stroke Offroad	00-02		—	32-2304(2)	—	—
WR450F	03-16		—	—	32-1591	32-2305
YZ450F	03-16		—	—	32-1591	32-2305
WR500Z	92-93		—	—	32-1596	32-2312
XT600 Dualsport	90-95		32-1593(1)	—	—	—



EQUIPMENT & TOOLS
HARD PARTS
CARB & FUEL
IGNITION/ELECTRICAL
CONTROL
SUSPENSION
ACCESSORIES
MARINE
AUTOMOTIVE

EQUIPMENT & TOOLS



BANJO HOSE END, STRAIGHT
32-6665 10mm Banjo End

HARD PARTS



BANJO HOSE END, 15 DEGREE
32-6666 10mm Banjo End

CARB & FUEL



BANJO HOSE END, 15 DEGREE BEND
32-6683 10mm Banjo End

IGNITION/ELECTRICAL



BANJO HOSE END, 45 DEGREE
32-6667 10mm Banjo End

CONTROL



BANJO HOSE END, 90 DEGREE
32-6669 10mm Banjo End

GOODRIDGE BRAKE LINES & FITTINGS

With over 30 years experience in motorsports at all levels, Goodridge has firmly established themselves as the leaders in brakeline technology. Top AMA and WERA teams rely on Goodridge products, and now so can you. Stopping distances from 100 mph can be reduced in excess of 20 feet, allowing you to brake later and accelerate sooner. Goodridge brakelines pass a 9-point testing procedure before being shipped, so you are assured of receiving the highest quality product available. **NOTE: BUILD-A-LINE FITTINGS ARE NOT COMPATIBLE WITH THE REUSABLE FITTINGS LISTED BELOW!**

32-6700	Clear, Female to Female ends	15"
32-6656	Clear, Female to Female ends	16"
32-6718	Clear, Female to Female ends	19"
32-6658	Clear, Female to Female ends	21"
32-6704	Clear, Female to Female ends	23"
32-6659	Clear, Female to Female ends	24"
32-6660	Clear, Female to Female ends	26"
32-6661	Clear, Female to Female ends	28"
32-6662	Clear, Female to Female ends	30"
32-6663	Clear, Female to Female ends	32"
32-6664	Clear, Female to Female ends	34"
32-6723	Clear, Female to Female ends	36"
32-6720	Clear, Female to Female ends	38"
32-6721	Clear, Female to Female ends	40"
32-6709	Clear, Female to Female ends	42"
32-6705	Clear, Female to Female ends	44"
32-6719	Clear, Female to Female ends	50"
32-6722	Clear, Female to Female ends	54"



BANJO BOLT, SINGLE
32-5727 12 x 1.50 Chrome
32-5728 10 x 1.00 Chrome
32-6670 10 x 1.00
32-6673 10 x 1.25



BANJO BOLT, DOUBLE
32-6672 10 x 1.00
32-6676 10 x 1.25



BANJO BOLTS W/ BLEEDER
32-5841 Single, 10 x 1.00
32-5851 Double, 10 x 1.00
32-5885 Single, 10 x 1.25



SINGLE BRAKE LIGHT BANJO BOLT
32-5725 Single, 3/8"-24 for 10mm
32-5726 Single, 7/16"-24 for 12mm



PROFESSIONAL BUILDER KITS-

Are the answer to brakeline problems. No more waiting for Special Orders with long lead times, you can build on site while your customer waits! No need to tie up money by stocking dozens of pre-made lines, these kits come in a convenient carrying case, which includes specialty tools to simplify assembly. Find out how easy it is to address your customers "special needs" and increase your profitability today.

METRIC CRUISER BRAKELINE KIT & REPLACEMENT FITTINGS

K&L #	GOODRIDGE #.	DESCRIPTION
32-5588	940	Brakeline Kit, Metric
32-5601	5092-03CH	10mm Straight Banjo
32-5609	600-03CL-25	-3 SS Braid PTFE Hose-25ft
32-5633	5093-03CH	10mm 20 Degree Banjo
32-5635	442-31CH	10mm x 1.0 Male Hose End
32-5636	5094-03CH	10mm 45 Degree Banjo
32-5637	442-32CH	10mm x 1.25 Male Hose End
32-5638	5097-03CH	10mm 20 Side Bend Banjo
32-5640	993-03-31CH	Double Banjo Bolt-10mm x 1.0
32-5641	5099-03CH	10mm 90 Degree Banjo
32-5642	992-03-31CH	Single Banjo Bolt-10mm x1.0
32-5663	6001-03CH	-3 Female Hose End
32-5667	993-03-32CH	Double Banjo Bolt-10mm x 1.25
32-5671	10100-03	-3 to 10mmx 1.0 Male Fitting
32-5676	992-03-32CH	Single Banjo Bolt- 10 mm x 1.25
32-5680	10125-03	3 to 10mm x 1.25 Male Adapter
32-5681	1205-03B-10	-3 Ferrule - 10 pak
32-5683	44516-6	3/8" Crush Washer - 6 pak
32-5685	GM100	-3 Mandrill
32-5692	GP101	Socket Plate

BIG TWIN BRAKELINE KIT & REPLACEMENT FITTINGS

K&L #	GOODRIDGE #.	DESCRIPTION
32-5699	950	Brakeline Kit, Big Twin
32-5735	5091-03CH	10mm Straight Banjo- Short
32-5752	5091-03-04CH	12mm Straight Banjo-Short
32-5760	MCHD-002	Universal Rear Brake Tee
32-5601	5092-03CH	10mm Straight Banjo-Long
32-5764	5092-03-04CH	Rear Brake Tee-Softail
32-5763	MCHD-004	12mm Straight Banjo-Long
32-5765	773-03CH	Double Banjo Bolt-3/8-24
32-5636	5094-03CH	10mm 45 Degree Banjo
32-5767	775-03CH	Single Banjo Bolt-3/8-24
32-5768	5070-03CH	10mm 70 Degree Banjo
32-5774	775-03LCH	Single Banjo Bolt-3/8-24 long
32-5663	6001-03CH	-3 Female Hose End
32-5775	775-44CH	Single Banjo Bolt-7/16-24
32-5780	6091-03CH	-3 90 Degree Female Hose End
32-5683	44516-6	3/8 Crush Gasket - 6 pak
32-5785	10324-03CH	-3 to 3/8-24 IF Fitting
32-5789	44518-6	7/16 Crush Gasket 6 pak
32-5609	600-03CL-25	-3 SS Braid PTFE Hose-25ft
32-5681	1205-03B-10	-3 Ferrule - 10 pak
32-5685	GM100	-3 Mandrill
32-5692	GP101	Socket Plate

SUSPENSION

ACCESSORIES


MARINE

AUTOMOTIVE



STRAIGHT BANJO HOSE END

- 32-1639 Chrome Plated 10mm
- 32-1640 Aluminum 10mm



12 DEGREE BANJO HOSE END

- 32-1643 Aluminum 10mm



40 DEGREE BANJO HOSE END

- 32-1645 Chrome Plated 10mm
- 32-1646 Aluminum 10mm



90 DEGREE SHORT BANJO HOSE END

- 32-1651 Chrome Plated 10mm
- 32-1652 Aluminum 10mm



20 DEGREE BANJO HOSE END

- 32-1664 Chrome Plated 10mm



90 DEGREE LONG BANJO HOSE END

- 32-1654 Chrome Plated 10mm



SINGLE BANJO BOLT, NO BLEEDER

- 32-1706 Chrome Plated-Brass M.10 x 1.00

- 32-1710 Aluminum M.10 x 1.00

- 32-1711 Chrome Plated-Brass M.10 x 1.25

- 32-1712 Aluminum M.10 x 1.25

DOUBLE BANJO BOLT, NO BLEEDER


- 32-1713 Chrome Plated-Brass M.10 x 1.00

- 32-1718 Chrome Plated-Brass M.10 x 1.25

GALFER™ HYDRAULIC ASSEMBLY TOOL

This Line Assembly tool is the answer for building custom brake lines. Using reusable hose fittings and bulk line you can build stock or custom applications in minutes.

- 35-1756 Stainless Steel Braided Hydraulic Line Assembly Tool
- 32-0046 Assembly Tool Instructional Video



GALFER™ BANJO HOSE ENDS
Available in chrome plated brass and anodized aluminum. All fittings **sold each** and include installation nut.

AIR FREE BANJO BOLT WITH BLEEDER

- 32-1721 Chrome Plated-Brass M.10 x 1.00


- 32-1723 Chrome Plated-Brass M.10 x 1.25

AIR FREE DOUBLE BANJO BOLT WITH BLEEDER

- 32-1726 Chrome Plated-Brass M.10 x 1.00

- 32-1727 Aluminum, Red M.10 x 1.00

- 32-1728 Chrome Plated-Brass M.10 x 1.25




STRAIGHT SWIVEL FEMALE (CONCAVE)

- 32-1675 Chrome Plated Brass M.10 x 1.00

FIXED STRAIGHT FEMALE (CONCAVE)

- 32-1681 Chrome Plated Brass M.10 x 1.00



FIXED STRAIGHT MALE SHORT (CONCAVE)

- 32-1686 Chrome Plated Brass M.10 x 1.00

- 32-1688 Chrome Plated Brass M.10 x 1.25

STRAIGHT MALE SWIVEL

- 32-1694 Chrome Plated Brass M.10 x 1.00

- 32-1696 Chrome Plated Brass M.10 x 1.25

3-WAY HOSE FITTING

- 32-1666 Chrome Plated

GALFER™ K7 UNIVERSAL BRAKE LINES/FITTINGS

Build to suit in house. Fast, threaded fittings make it easy!

K7 BRAKE LINES		LENGTH
22-1603	Universal Brake Line	12 inch
22-1604	Universal Brake Line	16 inch
22-1613	Universal Brake Line	18 inch
22-1618	Universal Brake Line	20 inch
22-1624	Universal Brake Line	24 inch
22-1668	Universal Brake Line	26 inch
22-1669	Universal Brake Line	28 inch
22-1672	Universal Brake Line	30 inch
22-1678	Universal Brake Line	32 inch
22-1697	Universal Brake Line	34 inch

10 MM FITTINGS		FINISH
22-1709	Straight Banjo	Polished
32-1722	40 Degree Banjo short	Polished
32-1725	40 Degree Banjo long	Polished
32-1731	90 Degree Banjo short	Polished
32-1732	90 Degree Banjo long	Polished
32-1716	3 Way Fitting (Junction)	Polished



GALFER™ BRAIDED BRAKE LINE & FITTINGS

Stainless steel line is available in clear or black, with an inner liner of type 62 teflon & a braided stainless steel outer sheath meeting AISI 304 L.

	82ft Roll	12ft Length	6ft Length
Clear	22-2130	22-1942	22-1941
Black	22-1946	22-1944	



REPLACEMENT INNER OLIVE PK/10

- 32-1734 Chrome Plated
- 32-1735 Copper

BANJO SEALING CRUSH WASHER PK/20

- 32-1736 Aluminum, 10 mm
- 32-1737 Copper, 10 mm

CONIC INVERTOR EACH

- 32-1767 Chrome Plated, 3.5 x 8mm

NOTE: THESE FITTINGS ARE NOT COMPATIBLE WITH K7 REUSABLE FITTINGS LISTED TO THE LEFT!

EBC TO K&L CROSS REFERENCE

EBC#	K&L#	EBC#	K&L#	EBC#	K&L#
303	32-2150	FA70	32-2101	FA196	32-2278
304	32-2151	FA81	32-2116	FA196HH	32-8226
306	32-2154	FA84R	32-2693	FA199	32-7757
313	32-2160	FA84X	32-2141	FA199HH	32-8227
315	32-2161	FA85	32-2143	FA203	32-2172
320	32-2163	FA85HH	32-8177	FA213	32-2328
321	32-2165	FA88	32-2145	FA21X	32-2056
333	32-2173	FA88HH	32-8180	FA229	32-3056
343	32-2176	FA92X	32-2147	FA229HH	32-8228
351	32-2178	FA101X	32-2006	FA231	32-2654
503	32-2179	FA103	32-2007	FA231HH	32-8230
506	32-2186	FA103HH	32-8268	FA232X	32-2015
512	32-2191	FA119X	32-2339	FA252	32-2345
515	32-2192	FA123	32-2014	FA252HH	32-7721
516	32-2196	FA123HH	32-8279	FA254HH	32-7722
705	32-2204	FA124/2	32-2018	FA261HH	32-3097
706	32-2205	FA129	32-2020	FA267	32-2156
709	32-2206	FA130R	32-2022	FA270R	32-2011
713	32-2207	FA131X	32-2023	FA296HH	32-8243
718	32-2138	FA135X - RT	32-2027	FA307X - LT	32-2092
719	32-2139	FA140	32-2028	FA317X - RT	32-2093
720	32-2140	FA141	32-2029	FA319/2HH	32-8270
FA13	32-2209	FA142	32-2030	FA354R	32-2024
FA29	32-2060	FA142HH	32-8185	FA367X	32-2035
FA30	32-2061	FA145	32-2032	FA369/4HH	32-8238
FA31	32-2063	FA145HH	32-8256	FA379HH	32-7725
FA32	32-2064	FA152X	32-2038	FA380HH	32-7726
FA33	32-2065	FA155X	32-2044	FA381HH	32-2517
FA34	32-2066	FA158	32-2045	FA387HH	32-2519
FA36	32-2067	FA158HH	32-8186	FA388HH	32-8249
FA41	32-2069	FA159X	32-8242	FA390HH	32-8239
FA45	32-2077	FA160	32-2050	FA395X	32-8248
FA51	32-2080	FA161	32-2053	FA400	32-2512
FA54X	32-2085	FA165X - LT	32-2026	FA400HH	32-2513
FA61	32-2087	FA174	32-2055	FA410X	32-2149
FA63	32-2091	FA174HH	32-8197	FA413X - LT	32-2183
FA63HH	32-8169	FA179	32-2653	FA414X - RT	32-2184
FA65	32-2094	FA185X	32-2292	FA417/4HH	32-8174
FA67X	32-2096	FA187	32-2289	FA423/4HH	32-7724
FA68	32-2097	FA187HH	32-8247	FA428X	32-2148
FA68HH	32-8246	FA188	32-2294	FA436HH	32-8240
FA69	32-2098	FA188HH	32-8199	FA442/4HH	32-8175
FA69/2	32-2099	FA189	32-2290	FA447HH	32-7719
FA69/3	32-2100	FA192	32-2320	FA452R	32-2031
FA69/3HH	32-8245	FA192HH	32-8200		



APRILIA® STREET						
APPLICATION	YEAR	FRONT STD	FRONT HH	REAR STD	REAR HH	
RS250	99-03	32-3021	—	—	—	—
Dorsoduro 750	08-12	—	—	32-2328	—	—
Shiver 750	07-12	—	—	32-2328	—	—
RSV1000/Mille/SP	98-01	32-3021	—	—	—	—
RSV4/R 1000	09-12	—	32-7719	—	—	—
RSV Tuono	02-05	32-3021	—	—	—	—
SL1000 Falco	00-05	32-3021	—	—	—	—
Dorsoduro 1200	11-12	32-3021	—	32-2328	—	—

APRILIA® DUAL SPORT/OFFROAD						
APPLICATION	YEAR	FRONT STD	EBC REF	REAR STD	EBC REF	
MXV450	09-12	—	—	32-2035	FA367X	—
RXV450/550	06-11	32-2292	FA185X	32-2035	FA367X	—
SXV450/550	06-12	—	—	32-2035	FA367X	—

ARCTIC CAT® ATV					
APPLICATION	YEAR	FRONT STD	EBC REF	REAR STD	EBC REF
250 2X4 Utility	05-09	32-8248	FA395X	32-8248	FA395X
250 4X4 Utility	05-08	32-8248	FA395X	32-8248	FA395X
300 4X4 Utility	2005	32-8248	FA395X	32-8248	FA395X
350 ATV	2012	32-8248	FA395X	32-8248	FA395X
366 4X4 Auto Utility	08-09	32-8248	FA395X	32-8248	FA395X
366 SE	2010	32-8248	FA395X	32-8248	FA395X
400 4X4 Utility	05-07	32-8248	FA395X	32-8248	FA395X
400 4X4 VP Utility	05-06	32-8248	FA395X	32-8248	FA395X
400 4X4 Auto Utility	05-08	32-8248	FA395X	32-8248	FA395X
400 4X4 Auto LE Utility	05-07	32-8248	FA395X	32-8248	FA395X
400 4X4 Auto VP Utility	05-06	32-8248	FA395X	32-8248	FA395X
400 4X4 Auto TBX Utility	05-06	32-8248	FA395X	32-8248	FA395X
400 TRV	2009	32-8248	FA395X	32-8248	FA395X
400 TRV H1	2010	32-8248	FA395X	32-8248	FA395X
400 TRV	2013	32-8248	FA395X	32-8248	FA395X
400 4X4 Auto TRV Multirider	2006	32-8248	FA395X	32-8248	FA395X
400 4X4 Auto TRV Plus Multirider	2007	32-8248	FA395X	32-8248	FA395X
400 ATV CR	2013	32-8248	FA395X	32-8248	FA395X
425i/SE	2012	32-8248	FA395X	32-8248	FA395X
450H1 EFI	2010	32-8248	FA395X	32-8248	FA395X
450i	11-12	32-8248	FA395X	32-8248	FA395X
450i GT	2012	32-8248	FA395X	32-8248	FA395X
450 TRV	11-12	32-8248	FA395X	32-8248	FA395X
450i TRV	2011	32-8248	FA395X	32-8248	FA395X
450 ATV CR	2013	32-8248	FA395X	32-8248	FA395X
XC450i	11-13	32-8248	FA395X	32-8248	FA395X
500 4X4 Auto Utility	05-08	32-8248	FA395X	32-8248	FA395X
500 4X4 Auto LE Utility	05-06	32-8248	FA395X	32-8248	FA395X
500 4X4 Manual Utility	05-09	32-8248	FA395X	32-8248	FA395X
500 4X4 Auto TBX Utility	05-06	32-8248	FA395X	32-8248	FA395X
500 4X4 Auto TRV Multirider	05-08	32-8248	FA395X	32-8248	FA395X
500 ATV/XT	2013	32-8248	FA395X	32-8248	FA395X
500 TRV	2013	32-8248	FA395X	32-8248	FA395X
550/550i (All Models)	09-13	32-8248	FA395X	32-8248	FA395X
650 V2 4X4 (All)	04-06	32-8248	FA395X	32-8248	FA395X
650HI TBX/TRV	2007	32-8248	FA395X	32-8248	FA395X
650 HI TRV	2008	32-8248	FA395X	32-8248	FA395X
650 H1 (All Models)	09-11	32-8248	FA395X	32-8248	FA395X
700 (All Models)	06-13	32-8248	FA395X	32-8248	FA395X
1000 (All Models)	09-13	32-8248	FA395X	32-8248	FA395X

ARCTIC CAT® SIDE BY SIDE					
APPLICATION	YEAR	FRONT STD	EBC REF	REAR STD	EBC REF
550 Hi Prowler	2009	32-8248	FA395X	32-8248	FA395X
XT550 Prowler	10-13	32-8248	FA395X	32-8248	FA395X
650 Prowler (All)	06-09	32-8248	FA395X	32-8248	FA395X
XTX700 Prowler (All)	08-13	32-8248	FA395X	32-8248	FA395X
Wildcat 1000 (All)	11-13	32-8248	FA395X	32-8248	FA395X
XTZ1000 Prowler	10-13	32-8248	FA395X	32-8248	FA395X

BMW®					
APPLICATION	YEAR	FRONT STD	FRONT HH	REAR STD	REAR HH
F650	93-00	—	—	32-2328	—
F650CS	00-07	—	—	32-2328	—
F650GS	99-13	—	—	32-2328	—
F650ST	97-00	—	—	32-2328	—
G650GS	09-13	—	—	32-2328	—
G650 X-Moto	07-09	32-3021	—	32-2328	—
F700GS	—	—	—	32-2328	—
F800R	09-13	32-3021	—	32-2328	—
F800S/ST	06-13	32-3021	—	32-2328	—
HP2 Sport	08-11	—	32-7719	—	—
HP4 (1000cc)	2013	—	32-7719	32-2328	—
S1000RR	10-13	—	—	32-2328	—

BOMBARDIER®					
APPLICATION	YEAR	FRONT STD	EBC REF	REAR STD	EBC REF
Rally 200	05-06	—	—	32-2092	FA307X

BOMBARDIER®					
APPLICATION	YEAR	FRONT STD	EBC REF	REAR STD	EBC REF
Outlander 330 HO - LF	04-05	32-2092	FA307X	32-2092	FA307X
Outlander 330 HO - RF	04-05	32-2093	FA317X	32-2092	FA307X
Outlander 400 - LF	03-05	32-2092	FA307X	32-2092	FA307X
Outlander 400 - RF	03-05	32-2093	FA317X	32-2092	FA307X
Outlander 400 HO - LF	03-06	32-2092	FA307X	32-2092	FA307X
Outlander 400 HO - RF	03-06	32-2093	FA317X	32-2092	FA307X
Traxter Autoshift - LF	01-05	32-2092	FA307X	32-2092	FA307X
Traxter Autoshift - RF	01-05	32-2093	FA317X	32-2092	FA307X
Traxter Footshift - LF	2001	32-2092	FA307X	32-2093	FA317X
Traxter Footshift - RF	2001	32-2093	FA317X	32-2093	FA317X
Quest 500 2X4 - LF	2002	32-2092	FA307X	32-2093	FA317X
Quest 500 2X4 - RF	2002	32-2093	FA317X	32-2093	FA317X
Quest 500 4X4 - LF	02-04	32-2092	FA307X	32-2093	FA317X
Quest 500 4X4 - RF	02-04	32-2093	FA317X	32-2093	FA317X
Quest 650/XT - LF	02-04	32-2092	FA307X	32-2093	FA317X
Quest 650/XT - RF	02-04	32-2093	FA317X	32-2093	FA317X
Quest Max 650 - LF	03-05	32-2092	FA307X	32-2093	FA317X
Quest Max 650 - RF	03-05	32-2093	FA317X	32-2093	FA317X
DS 650 - LF	00-05	32-2092	FA307X	32-2092	FA307X
DS 650 - RF	00-05	32-2093	FA317X	32-2092	FA307X
DS650 Baja/X - LF	01-06	32-2092	FA307X	32-2092	FA307X
DS650 Baja/X - RF	01-06	32-2093	FA317X	32-2092	FA307X
Traxter Max - LF	03-05	32-2092	FA307X	32-2093	FA317X
Traxter Max - RF	03-05	32-2093	FA317X	32-2093	FA317X
Traxter Max 650 - LF	04-05	32-2092	FA307X	32-2093	FA317X
Traxter Max 650 - RF	04-05	32-2093	FA317X	32-2093	FA317X
Outlander 650 HO - LF	2006	32-2092	FA307X	32-2093	FA317X
Outlander 650 HO - RF	2006	32-2093	FA317X	32-2093	FA317X
Traxter XL - LF	2004	32-2092	FA307X	32-2093	FA317X
Traxter XL - RF	2004	32-2093	FA317X	32-2093	FA317X
Traxter XT - LF	2001	32-2092	FA307X	32-2093	FA317X
Traxter XT - RF	2001	32-2093	FA317X	32-2093	FA317X
Quest Max/Std/XT - LF	04-05	32-2092	FA307X	32-2093	FA317X
Quest Max/Std/XT - RF	04-05	32-2093	FA317X	32-2093	FA317X
Outlander 800 (All) - LF	2006	32-2092	FA307X	32-2092	FA307X
Outlander 800 (All) - RF	2006	32-2093	FA317X	32-2092	FA307X

CAN-AM®					
APPLICATION	YEAR	FRONT STD	EBC REF	REAR STD	EBC REF
Rally 200	2007	—	—	32-2092	FA307X
Outlander 400 - LF	07-09	32-2092	FA307X	32-2092	FA307X
Outlander 400 - RF	07-09	32-2093	FA317X	32-2092	FA307X
Outlander Max 400 - LF	07-10	32-2092	FA307X	32-2092	FA307X
Outlander Max 400 - RF	07-10	32-2093	FA317X	32-2092	FA307X
Outlander 500 - LF	07-09	32-2092	FA307X	32-2092	FA307X
Outlander 500 - RF	07-09	32-2093	FA317X	32-2092	FA307X
Outlander Max 500 - LF	07-11	32-2092	FA307X	32-2092	FA307X
Outlander Max 500 - RF	07-11	32-2093	FA317X	32-2092	FA307X
Renegade 500 - LF	08-11	32-2092	FA307X	32-2092	FA307X
Renegade 500 - RF	08-11	32-2093	FA317X	32-2092	FA307X
DS 650X - LF	2007	32-2092	FA307X	32-2092	FA307X
DS 650X - RF	2007	32-2093	FA317X	32-2092	FA307X
Outlander 650 - LF	07-11	32-2092	FA307X	32-2092	FA307X
Outlander 650 - RF	07-11	32-2093	FA317X	32-2092	FA307X
Outlander 650 Max - LF	07-11	32-2092	FA307X	32-2092	FA307X
Outlander 650 Max - RF	07-11	32-2093	FA317X	32-2092	FA307X
Outlander 800/R - LF	07-11	32-2092	FA307X	32-2092	FA307X
Outlander 800/R - RF	07-11	32-2093	FA317X	32-2092	FA307X
Outlander Max 800/R-LF	07-11	32-2092	FA307X	32-2092	FA307X
Outlander Max 800/R- RF	07-11	32-2093	FA317X	32-2092	FA307X
Renegade 800/R - LF	07-11	32-2092	FA307X	32-2092	FA307X
Renegade 800/R - RF	07-11	32-2093	FA317X	32-2092	FA307X

CAN-AM® SIDE X SIDE					
APPLICATION	YEAR	FRONT STD	EBC REF	REAR STD	EBC REF
Commander 800-LF	11-13	32-2026	FA165X	32-2027	FA135X
Commander 800-RF	11-13	32-2027	FA135X	—	—
Commander 800R-LF	11-12	32-2026	FA165X	32-2027	FA135X

CAN-AM® SIDE X SIDE					
APPLICATION	YEAR	FRONT STD	EBC REF	REAR STD	EBC REF
Commander 800R-RF	11-12	32-2027	FA135X	—	—
Commander XT 800R-LF	2012	32-2026	FA165X	32-2027	FA135X
Commander XT 800R-RF	2012	32-2027	FA135X	—	—
Commander 1000/X/XT-LF	11-12	32-2026	FA165X	32-2027	FA135X
Commander 1000/X/XT-RF	11-12	32-2027	FA135X	—	—
Commander 1000 LTD-LF	12-13	32-2026	FA165X	32-2027	FA135X
Commander 1000 LTD-RF	12-13	32-2027	FA135X	—	—
Commander 1000 DPS-LF	2013	32-2026	FA165X	32-2027	FA135X
Commander 1000 DPS-RF	2013	32-2027	FA135X	—	—

DUCATI®					
APPLICATION	YEAR	FRONT STD	FRONT HH	REAR STD	REAR HH
400 Monster	00-06	32-3021	—	—	—
600 Monster	00-01	32-3021	—	—	—
Monster 620	02-04	32-3021	—	—	—
Monster 696	08-13	32-3021	—	—	—
748/R/SP/SPS	99-02	32-3021	—	—	—
750 Supersport/IE	99-02	32-3021	—	—	—
750 Monster/IE	00-02	32-3021	—	—	—
Hypermotard 796	10-13	32-3021	—	—	—
796 Monster	10-13	32-3021	—	—	—
Monster 800	03-04	32-3021	—	—	—
800 Sport	2003	32-3021	—	—	—
800 Supersport	03-05	32-3021	—	—	—
848 (Radial 2 Pad)	08-09	32-3021	—	—	—
848 Evo	10-13	—	32-7719	—	—
848 Streetfighter	12-13	32-3021	—	—	—
900 Supersport/IE	98-01	32-3021	—	—	—
900 Sport	2002	32-3021	—	—	—
ST2	00-03	32-3021	—	—	—
900IE Monster	00-01	32-3021	—	—	—
900 MH Evoluzione	00-01	32-3021	—	—	—
916 SPS	97-98	32-3021	—	—	—
Monster S4 Foggy	01-02	32-3021	—	—	—
ST4	99-02	32-3021	—	—	—
ST2	97-99	32-3021	—	—	—
Desmosedici RR	2008	—	32-7719	—	—
996/S/SPS	99-01	32-3021	—	—	—
Sport 1000S	07-09	32-3021	—	32-2328	—
Supersport 1000DS	03-06	32-3021	—	—	—
ST3 S	06-07	32-3021	—	—	—
Monster S4R	03-06	32-3021	—	—	—
ST4 S	01-05	32-3021	—	—	—
996 Monster	10-12	32-3021	—	—	—
998 (2 Pad Caliper)	02-03	32-3021	—	—	—
GT1000	07-10	—	—	32-2328	—
GT1000 Touring	2009	—	—	32-2328	—
Paul Smart1000 LE	2006	—	—	32-2328	—
Sport Classic 1000	06-08	—	—	32-2328	—
Monster 1000/S	03-05	32-3021	—	—	—
Monster S2R	06-08	32-3021	—	—	—
Multistrada 1000 DS	03-05	32-3021	—	—	—
Multistrada S 1000 DS	05-06	32-3021	—	—	—
1098/S/R	07-09	—	32-7719	—	—
Streetfighter/S	09-12	—	32-7719	—	—
Hypermotard 1100S	07-09	32-3021	—	—	—
Hypermotard 1100 Evo	10-13	—	32-7719	—	—
Monster 1100/S	09-10	32-3021	—	—	—
Monster 1100 Evo	11-13	32-3021	—	—	—
Multistrada 1100/S	07-09	32-3021	—	—	—
1198/S/SP/R	09-12	—	32-7719	—	—
1199 Panigale/S	12-13	—	32-7719	—	—
Multistrada 1200/S	10-13	32-3021	—	—	—
Diavel (All)	11-13	—	32-7719	—	—

HARLEY DAVIDSON®					
APPLICATION	YEAR	FRONT STD	FRONT HH	REAR STD	REAR HH
Sportster Series	00-03	32-2512	32-2513	32-2512	32-2513
Sportster Series	04-05	—	32-2517	32-2517	32-2519

EQUIPMENT & TOOLS

HARD PARTS

CARB & FUEL

IGNITION/ELECTRICAL

CONTROL

SUSPENSION

ACCESSORIES

MARINE

AUTOMOTIVE

EQUIPMENT & TOOLS

HARLEY DAVIDSON®					
APPLICATION	YEAR	FRONT STD	FRONT HH	REAR STD	REAR HH
Dyna Series	00-11	32-2512	32-2513	32-2512	32-2513
Softail Series	00-11	32-2512	32-2513	32-2512	32-2513
(Except Springer)					
Springer Softails	00-07	—	—	32-2512	32-2513
Softail Cross Bones	00-07	—	—	—	—
Touring Series	84-99	—	—	—	—
Touring Series	94-99	—	—	32-2512	32-2513
Touring Series	00-07	32-2512	32-2513	32-2512	32-2513
V-Rod Series	02-04	32-2512	32-2513	32-2512	32-2513

HARD PARTS

APPLICATION NOTES:
PER EBC; FA400 SUPERCEDES FA299. FA400 HAS MODIFIED LARGER PAD FOR IMPROVED BRAKING. FOR DIRECT O.E.M. REPLACEMENT TYPE PADS, SELECT HH SERIES. FOR POLISHED OR CHROME BRAKE ROTORS, USE NON-HH PADS.

CARB & FUEL

HONDA®STREET					
APPLICATION	YEAR	FRONT STD	FRONT HH	REAR STD	REAR HH
MB5	1982	32-2085	—	32-2151	—
NS50F	1990	32-2150	—	32-2151	—
NU50 Urban	82-83	32-2173	—	—	—
C70 Passport	80-83	32-2150	—	32-2150	—
CH80 Elite	85-04	32-2150	—	32-2173	—
NH80 Aero	1985	32-2150	—	32-2173	—
NH80MD Aero	83-84	32-2150	—	—	—
CB125S	79-82	32-2151	—	32-2151	—
CB125S	84-85	—	—	32-2150	—
CB125TT	1990	32-2018	—	—	—
CH125 Elite	1984	32-2150	—	32-2150	—
NH125 Aero	1984	32-2150	—	32-2150	—
CH150/D Elite	85-87	32-2150	—	32-2150	—
CBR250RA (ABS)	11-13	32-8249	—	—	—
CN250 Helix	86-87	32-2098	—	—	—
CN250 Helix	92-93	32-2099	—	—	—
CN250 Helix	94-01	32-2030	—	—	—
CN250 Helix	05-07	32-2030	—	—	—
PS250 Big Ruckus	05-06	—	—	32-2178	—
VTR250 Interceptor	1990	32-2018	—	—	—
CB350F/F1 (4-cylinder)	72-74	32-2209	—	32-2161	—
CB350G (2-cyl)	1973	32-2209	—	32-2161	—
CB350K (2-cyl)	70-73	—	—	32-2161	—
CB360	1974	—	—	32-2161	—
CB360G/T	74-76	32-2209	—	32-2161	—
CJ360T	76-77	—	—	32-2161	—
CB400A Automatic	1978	32-2077	—	32-2160	—
CB400F CB-1	89-90	32-2030	32-8185	32-2028	—
CB400F Super Sport	75-77	32-2209	—	32-2161	—
CB400T Hawk	80-81	32-2077	—	32-2160	—
CB400TI Hawk I	78-79	—	—	32-2160	—
CB400TII Hawk II	78-79	32-2077	—	32-2160	—
CM400A/T	79-81	32-2077	—	32-2160	—
CM400C Custom	1981	32-2099	—	32-2160	—
CM400E	80-81	—	—	32-2160	—
CB450SC Nighthawk	1982	—	—	32-2160	—
CB450SC Nighthawk	83-86	32-2098	—	32-2160	—
CB450T Hawk	1982	—	—	32-2160	—
CM450A Automatic	1982	32-2099	—	32-2160	—
CM450A Automatic	1983	—	—	32-2160	—
CM450C 001211	1982	32-2099	—	32-2160	—
CM450C 0011212	1982	—	—	32-2160	—
CM450E	82-83	—	—	32-2160	—
CMX450C Rebel	86-87	32-2098	—	32-2160	—
CB500/K1/K2	71-73	32-2209	—	—	—
CB500T	75-76	32-2209	—	—	—
CX500	78-79	32-2060	—	32-2165	—
CX500C Custom	79-81	32-2060	—	32-2165	—
CX500C Custom	1982	32-2098	—	32-2165	—
CX500D	79-81	32-2060	—	32-2165	—
CX500TC Turbo	1982	32-2098	—	32-2098	32-8172
FT500 Ascot	82-83	32-2098	—	32-2098	32-8172
GB500	89-90	32-2098	—	—	—
GL500 Silver Wing	81-82	32-2098	—	32-2165	—

IGNITION/ELECTRICAL

CONTROL

SUSPENSION

ACCESSORIES

MARINE

AUTOMOTIVE

HONDA®STREET					
APPLICATION	YEAR	FRONT STD	FRONT HH	REAR STD	REAR HH
GL500I Interstate	81-82	32-2099	—	32-2165	—
VF500C V30 Magna	84-85	32-2098	—	32-2165	—
VF500F Interceptor	84-86	32-2098	—	32-2098	32-8172
VT500C Shadow	83-86	32-2098	—	32-2160	—
VT500FT Ascot	83-84	32-2098	—	32-2160	—
CB550K/F	74-78	32-2209	—	—	—
CB550SC Nighthawk	1983	32-2098	—	32-2160	—
CBR600F Hurricane	87-90	—	—	32-2100	32-8245
CBR600F2 Hurricane	91-94	32-2172	—	32-2055	32-8197
CBR600F3 Hurricane	95-98	—	—	32-2055	32-8197
CBR600F3/SJR/SE	1998	—	—	32-2055	32-8197
CBR600F4	99-00	—	32-8243	32-2055	32-8197
CB600F (599)	04-06	—	—	32-2055	32-8197
CBR600F4i	01-06	—	32-8243	32-2055	32-8197
CBR600RR	03-04	—	32-8243	32-2055	32-8197
CBR600RR	05-06	—	32-8239	32-2055	32-8197
CBR600RR	07-10	—	32-8239	—	32-8240
CBR600RR (ABS)	09-10	—	32-8239	—	32-8240
VT600 Shadow VLX	88-93	32-2018	—	32-2165	—
VT600 Shadow VLX	94-05	32-2278	32-8226	32-2165	—
CB650	79-81	32-2077	—	32-2163	—
CB650	1982	32-2098	—	32-2163	—
CB650C Custom	80-81	32-2077	—	32-2163	—
CB650SC Nighthawk	1982	—	—	32-2163	—
CB650SC Nighthawk	83-85	32-2098	—	32-2165	—
CX650C Custom	1983	32-2098	—	32-2165	—
CX650T Turbo	1983	32-2098	—	32-2098	—
GL650 Silverwing	1983	32-2098	—	32-2165	—
GL650I Interstate	1983	32-2098	—	32-2165	—
NT650 Hawk GT	88-91	32-2030	32-8185	32-2028	—
NX650	88-89	32-2018	—	—	—
CB700SC Nighthawk-S	84-86	32-2098	—	32-2176	—
NT700V/VA	11-13	32-8249	—	—	32-3097
VF700C Magna	1984	32-2098	—	32-2165	—
VF700C Magna	85-86	32-2098	—	32-2176	—
VF700C Magna	1987	32-2100	32-8245	32-2176	—
VF700F Interceptor	84-85	32-2098	—	32-2100	32-8245
VF700F/F2	86-87	—	—	32-2100	32-8245
VF700S Sabre	84-85	32-2098	—	32-2165	—
VT700C Shadow	84-85	—	—	32-2165	—
VT700C Shadow	86-87	32-2098	—	32-2176	—
CB750 Nighthawk	91-03	32-2278	32-8226	32-2165	—
CB750A Automatic	76-78	32-2209	—	32-2163	—
CB750C Custom	80-81	32-2077	—	32-2163	—
CB750C up to frame 204181	1982	32-2099	—	32-2163	—
CB750C frame 204182 on	1982	—	—	32-2163	—
CB750F Super Sport	75-76	32-2209	—	32-2064	—
CB750F Super Sport	77-78	32-2063	—	32-2063	—
CB750F Super Sport	79-80	32-2061	—	32-2061	—
CB750F Super Sport	81-82	32-2099	—	32-2098	—
CB750K1~K5	70-76	—	—	32-2163	—
CB750K	77-78	32-2209	—	32-2163	—
CB750K/L	79-82	32-2077	—	32-2163	—
CB750SC Nighthawk	82-83	32-2098	—	32-2163	—
VF750R (RC30)	1990	32-2289	32-8247	—	—
RVF750R (RC45)	94-95	32-2289	32-8247	—	—
VF750C V45 Magna	82-83	32-2098	—	32-2165	—
VF750C V45 Magna	1988	32-2100	32-8245	32-2176	—
VF750C Magna	94-03	32-2278	32-8226	32-2176	—
VF750F Interceptor	83-84	32-2098	—	32-2100	32-8245
VF750F Interceptor	1986	—	—	32-2100	32-8245
VF750F	90-97	32-2030	32-8185	32-2278	32-8226
VF750S Sabre	82-83	32-2098	—	32-2165	—
VT750C Shadow	1983	—	—	32-2165	—
VT750/ Spirit/ACE	98-07	32-2278	32-8226	32-2176	—
VT750/ Spirit/ACE	07-11	—	—	32-2176	—
VFR800Fi Interceptor	98-99	—	32-3097	—	32-3097
VFR800/A Interceptor	06-10	32-8249	—	—	—
VFR800A ABS	02-05	—	32-3097	—	32-3097

HONDA®STREET					
APPLICATION	YEAR	FRONT STD	FRONT HH	REAR STD	REAR HH
VFR800A ABS	06-09	—	—	—	32-3097
VT800C Shadow	1988	32-2098	—	32-2176	—
PC800 Pacific Coast	89-90	32-2030	32-8185	32-2176	—
PC800 Pacific Coast	94-98	32-2030	32-8185	32-2176	—
CB900C Custom	1980	32-2061	—	32-2060	—
CB900C Custom	1981	32-2060	—	32-2060	—
CB900C Custom	1982	32-2099	—	32-2098	—
CB900F Super Sport	81-82	32-2099	—	32-2098	—
CB900F (919)	02-07	32-2289	32-8247	32-2055	32-8197
CBR900RR	93-97	32-2289	32-8247	32-2055	32-8197
CBR900/929RR	98-01	—	32-2364	32-2055	32-8197
CBR954RR	02-03	—	32-2364	32-2055	32-8197
CB1000	94-95	32-2289	32-8247	32-2055	32-8197
CB1000C Custom	1983	32-2098	—	32-2098	—
CB1000R	11-12	—	32-8239	FA488H	—
CBR1000F Hurricane	87-88	—	—	32-2100	32-8245
CBR1000F Hurricane	90-91	32-2030	32-8185	32-2278	32-8226
CBR1000F Hurricane	93-96	32-2290	—	32-2290	—
CBR1000RR	04-05	—	32-8239	32-2055	32-8197
CBR1000RR	06-07	—	32-8239	—	32-8240
CBX Super Sport	1979	32-2063	—	32-2063	—
CBX Super Sport	1980	32-2061	—	32-2060	—
CBX Super Sport	81-82	32-2099	—	32-2098	—
GL1000/L Goldwing	75-77	32-2060	—	32-2064	—
GL1000 Goldwing	78-79	32-2060	—	32-2064	—
RVT1000R (RC51)	00-06	—	32-2364	32-2055	32-8197
VF1000F Interceptor	1984	32-2098	—	32-2100	32-8245
VF1000R	85-86	32-2098	—	—	—
VTR1000R Super Hawk	98-05	32-2289	32-8247	32-2055	32-8197
CB1100F Super Sport	1983	32-2098	—	32-2098	—
CBR1100XX Blackbird	97-03	—	32-3097	—	32-3097
GL1100 Goldwing	1980	32-2061	—	32-2060	—
GL1100 Goldwing	1981	32-2060	—	32-2060	—
GL1100 Goldwing	1982	32-2099	—	32-2098	—
GL1100 Goldwing	1983	32-2098	—	32-2098	—
GL1100A Aspencade	82-83	32-2099	—	32-2098	—
GL1100I Interstate	1980	32-2061	—	32-2060	—
GL1100I Interstate	1981	32-2060	—	32-2060	—
GL1100I Interstate	1982	32-2099	—	32-2098	—
GL1100I Interstate	1983	32-2098	—	32-2098	—
ST1100	91-02	32-2030	32-8185	32-2278	32-8226
ST1100A ABS	1995	32-2030	32-8185	32-2278	32-8226
ST1100A ABS	96-02	—	32-3097	—	32-3097
VF1100C V65 Magna	83-86	32-2098	—	32-2100	32-8245
VF1100S V65 Sabre	84-85	32-2098	—	32-2100	32-8245
VT1100C Shadow	85-86	32-2098	—	32-2176	—
VT1100C Shadow	87-94	32-2100	32-8245	32-2176	—
VT1100C Shadow	95-96	32-2278	32-8226	32-2176	—
VT1100C Shadow Spirit	97-07	32-2278	32-8226	32-2176	—
VT1100C2/C3/D2/T	95-07	32-2278	32-8226	32-2055	32-8197
GL1200/IA/L/SE-i	84-87	32-2100	32-8245	32-2100	32-8245
ST1300 ABS	02-07	—	32-3097	—	32-3097
ST1300/A	08-13	32-8249	—	—	—
VT1300C (Non ABS)	10-13	32-2278	32-8226	32-2055	32-8197
VT1300C (ABS)	10-13	32-8249	—	—	32-3097
VTX1300 (All)	03-11	32-2278	32-8226	32-2055	32-8197
GL1500 Goldwing (all)	88-00	32-2018	—	32-2100	32-8245
GL1500 Valkyrie	97-03	32-2030	32-8185	32-2278	32-8226
GL1800/ABS Goldwing	01-10	—	32-3097	—	32-3097
VTX1800C	02-08	—	32-3097	—	32-3097
VTX1800F	05-11	—	32-3097	—	—
VTX1800N	04-11	—	32-3097	—	—
VTX1800R	02-08	—	32-3097	—	32-3097
VTX1800S	02-07	—	32-3097	—	—
VTX1800T	07-11	—	32-3097	—	—
VTX1800 (spoke & cast)	01-08	—	32-3097	—	32-3097
NRX1800 "Rune"	04-05	—	32-3097	—	32-3097

HONDA®ATV					
APPLICATION	YEAR	FRONT STD	EBC REF	REAR STD	EBC REF
TRX90 Fourtrax 90	93-06	32-2150	303	32-2154	306
TRX90 Sportrax 90	02-06	32-2150	303	32-2154	306
TRX90 EX/X	07-09	32-2150	303	32-2154	306
ATC110	79-85	—	—	32-2154	306
ATC125M	84-87	32-2150	303	32-2154	306
TRX125 Fourtrax	85-88	32-2150	303	32-2154	306
ATC185/S	80-83	32-2150	303	32-2154	306
ATC200/E/ES/M	81-85	32-2150	303	32-2154	306
ATC200S	84-86	32-2150	303	32-2154	306
ATC200X	83-85	32-2141	FA84X	—	—
ATC200X	86-87	32-2141	FA84X	32-2141	FA84X
TRX200	1984	—	339	32-2154	306
TRX200/D/SX	86-97	—	345	32-2154	306
ATC250ES Big Red	85-87	32-2154	306	32-2161	315
ATC250R	1981	32-2085	FA54X	32-2154	306
ATC250R	1982	32-2085	FA54X	—	—
ATC250R	83-84	32-2141	FA84X	32-2141	FA84X
ATC250R	85-86	32-2147	FA92X	32-2147	FA92X
ATC250SX	85-87	32-2154	306	32-2161	315
FL250 Odyssey	77-84	—	FA40	32-2154	306
TRX250 Fourtrax	85-87	—	339	32-2161	315
TRX250EX Sportrax	01-08	32-2141	FA84X	—	340
TRX250R Fourtrax	86-89	—	FA125X	32-2147	FA92X
TRX250X Fourtrax	87-92	32-2141	FA84X	32-2141	FA84X
TRX300 Fourtrax	88-00	—	345	32-2161	315
TRX300FW Fourtrax	88-00	—	347	32-2161	315
TRX300EX Fourtrax	93-00	32-2141	FA84X	32-2141	FA84X
TRX300EX Sportrax	01-08	32-2141	FA84X	32-2141	FA84X
ATC350X	1985	32-2147	FA92X	32-2141	FA84X
ATC350X	1986	—	FA125X	32-2141	FA84X
TRX350 Fourtrax	86-87	—	342	32-2176	343
TRX350D Foreman	88-89	—	342	32-2176	343
TRX350TE/FE/TM/FM	00-06	—	—	32-2178	351
TRX400EX Fourtrax	99-00	32-2141	FA84X	32-2141	FA84X
TRX400EX Fourtrax	01-08	32-2141	FA84X	32-2141	FA84X
TRX400FM Fourtrax Foreman	2002	—	—	32-2178	351
TRX400FW Fourtrax Foreman	95-03	—	—	32-2178	351
TRX400FA/FGA	04-07	—	—	32-2178	351
TRX420FE/FM	07-13	—	—	32-2178	351
TRX420FPE/FPM	09-13	—	—	32-2178	351
TRX420TE/TM	07-13	—	—	32-2178	351
TRX450FE/FM	02-04	—	—	32-2178	351
TRX450R/ER	04-13	32-2292	FA185X	—	FA373X
TRX450R Sportrax 450R	04-05	—	FA389X	32-2141	FA84X
TRX450S/ES	98-01	—	—	32-2178	351
TRX500 Rubicon (all)	01-09	—	347	32-2176	343
TRX500FA Foreman Rubicon	05-09	32-2149	FA410X	—	—
TRX500FE	05-06	32-2149	FA410X	—	—
TRX500FE	07-10	32-2149	FA410X	32-2178	351
TRX500FM/FMA	05-10	32-2149	FA410X	—	—
TRX500FPE	08-10	32-2149	FA410X	32-2178	351
TRX500FPE	2011	32-2149	FA410X	—	—
TRX500FPM	2008	32-2149	FA410X	—	—
TRX500FPM	09-10	32-2149	FA410X	32-2178	351
TRX500TM Foreman 2x4	05-06	32-2149	FA410X	—	—
TRX680FA	06-11	32-2149	FA410X	—	—
TRX680FGA	06-09	32-2149	FA410X	—	—
TRX700XX	08-11	32-2292	FA185X	32-2149	FA410X

HONDA® DUAL SPORT/OFFROAD					
APPLICATION	YEAR	FRONT STD	EBC REF	REAR STD	EBC REF
QA50K1-K3	73-75	32-2150	303	32-2150	303
ZB50	1988	32-2150	303	32-2150	303
CR60R	83-84	32-2173	333	32-2173	333
CRF70F	04-09	32-2173	333	32-2173	333
CT70	77-82	32-2150	303	32-2150	303
CT70	91-94	32-2150	303	32-2150	303
XR70R	97-03	32-2173	333	32-2173	333
CR80R	80-81	32-2151	304	32-2151	304
CR80R	1982	32-2151	304	32-2173	333
CR80R	83-84	32-2173	333	32-2173	333

EQUIPMENT & TOOLS

HARD PARTS

CARB & FUEL

IGNITION/ELECTRICAL

CONTROL

SUSPENSION

ACCESSORIES

MARINE

AUTOMOTIVE

	HONDA® DUAL SPORT/OFFROAD APPLICATION						KAWASAKI® STREET APPLICATION					
	YEAR	FRONT STD	EBC REF	REAR STD	EBC REF		YEAR	FRONT STD	FRONT HH	REAR STD	REAR HH	
EQUIPMENT & TOOLS	CR80R	1985	32-2173	333	—	338	EX250F Ninja 250R	88-07	32-2020	—	32-2029	—
	CR80R	86-91	32-2141	FA84X	—	338	KZ305A CSR	81-82	32-2097	32-8246	32-2205	—
	CR80R/RB Expert	92-02	32-2141	FA84X	32-2023	FA131X	KZ305B1 LTD	1982	32-2097	32-8246	32-2205	—
	CRF80F	04-09	32-2173	333	32-2173	333	KZ305B2/B3 LTD	87-88	32-2097	32-8246	32-2205	—
	XL80S	80-85	32-2151	304	32-2151	304	KZ440A LTD	80-82	—	—	32-2205	—
	XR80	79-84	32-2151	304	32-2151	304	KZ440A LTD	1983	32-2097	32-8246	32-2205	—
	XR80R	85-04	32-2173	333	32-2173	333	KZ440B1/B2/D1~D4 LTD	80-82	—	—	32-2205	—
	CR85R/RB Expert	03-07	32-2141	FA84X	32-2023	FA131X	KZ440D5 LTD	1983	32-2097	32-8246	32-2205	—
	EZ90 Cub	91-96	32-2150	303	32-2150	303	KZ440G1	1983	32-2097	32-8246	32-2205	—
	CRF100F	04-09	32-2173	333	32-2173	333	EN450 454 LTD	85-90	32-2143	32-8177	32-2205	—
HARD PARTS	XL100S	79-85	32-2151	304	32-2151	304	EN500 Vulcan ALL	90-05	32-2143	32-8177	32-2206	—
	XR100	81-84	32-2151	304	32-2151	304	EX500A	87-93	32-2020	—	32-2205	—
	XR100R Pro-Link	85-04	32-2173	333	32-2173	333	EX500D Ninja 500R	94-09	32-2020	—	—	—
	CT110 Trail 110	80-86	32-2150	303	32-2150	303	H1500A~F Mach-II-triple	71-75	32-2065	—	—	—
	CR125R	84-85	32-2147	FA92X	—	331	KH500A8 2 strk-triple	1976	32-2065	—	—	—
	CR125R	1986	32-2147	FA92X	—	344	KZ550A	1980	—	—	32-2206	—
	CR125R	87-94	—	FA125X	32-2023	FA131X	KZ550A	81-83	32-2097	32-8246	32-2206	—
	CR125R	95-01	32-2292	FA185X	32-2023	FA131X	KZ550C LTD	80-83	32-2097	32-8246	32-2206	—
	CR125R	02-07	32-2292	FA185X	—	FA346X	KZ550D1 GPz	1981	32-2097	32-8246	32-2097	32-8246
	NX125	88-90	—	350	32-2151	304	KZ550F Spectre /LTD	83-84	32-2097	32-8246	32-2206	—
CARB & FUEL	XL125S	1985	—	330	32-2151	304	KZ550H GPz	82-83	32-2097	32-8246	32-2097	32-8246
	CRF150F	03-09	32-2292	FA185X	32-2151	304	KZ550M1 LTD	1983	32-2097	32-8246	32-2206	—
	CRF150R/RB Expert	07-09	32-2141	FA84X	—	FA346X	ZR550B Zephyr	90-92	32-2020	—	32-2029	—
	XL185S	79-83	32-2151	304	32-2151	304	ZR550B4 Zephyr	1993	32-2020	—	32-2320	32-8200
	TLR200 Reflex	86-87	32-2151	304	32-2173	333	ZX550A1/A2/A3 GPz	84-86	32-2143	32-8226	32-2143	32-8226
	TR200 Fatcat	86-87	32-2151	304	32-2151	304	ZL600 Eliminator	86-87	32-2143	32-8226	32-2206	—
	XL200R	83-84	32-2151	304	32-2151	304	ZL600B1/B2 Eliminator	96-97	32-2020	—	32-2206	—
	XR200	80-84	32-2151	304	32-2151	304	ZX600A Ninja 600R	85-87	32-2143	32-8177	32-2143	32-8226
	XR200R Pro-Link	81-83	32-2151	304	32-2151	304	ZX600B1 Ninja 600RX	1987	32-2143	32-8177	32-2143	32-8226
	XR200R	84-02	32-2151	304	32-2151	304	ZX600C Ninja 600R	88-96	32-2020	—	32-2020	—
IGNITION/ELECTRICAL	CRF230F	03-05	32-2292	FA185X	32-2151	304	ZX600D1~D4 ZX-6	90-93	32-2045	32-8186	32-2020	—
	CRF230L	08-11	32-2292	FA185X	32-2023	FA131X	ZX600E (all) Ninja ZX-6	93-05	32-2045	32-8186	32-2320	32-8200
	CRF230M	09-11	32-2292	FA185X	32-2023	FA131X	ZX600F ZX-6R	95-97	32-2045	32-8186	32-2320	32-8200
	CR250R	84-85	32-2147	FA92X	—	331	ZX600G~J Ninja ZX-6R	98-08	32-2294	32-8199	32-2320	32-8200
	CR250R	1986	32-2147	FA92X	—	344	ZX600K Ninja ZX-6RR	03-06	—	32-8238	32-2320	32-8200
	CR250R	87-94	—	FA125X	32-2023	FA131X	ZX600P Ninja ZX-6R	06-10	—	32-8241	32-2320	32-8200
	CR250R	95-01	32-2292	FA185X	32-2023	FA131X	ZX600P/R ZX-6R	07-12	—	32-8174	—	—
	CR250R	02-05	32-2292	FA185X	—	FA346X	ZZR600 J4~J8	05-08	—	32-8199	32-2320	32-8200
	CRF250R/X	04-07	32-2292	FA185X	—	FA346X	ZX636 Ninja ZX-6R	03-06	—	32-8238	32-2320	32-8200
	NX250	88-90	32-2292	FA185X	—	323	ZX636E/F ZX-6R	2013	—	32-8243	—	32-8240
CONTROL	XR250L	91-92	—	FA125X	32-2023	FA131X	EX650 Ninja 650R (LF)	06-10	32-3056	32-8228	32-2320	32-8200
	XR250L	93-96	32-2292	FA185X	32-2023	FA131X	EX650 Ninja 650R (RF)	06-10	32-2654	32-8230	32-2320	32-8200
	XR250R	84-87	32-2147	FA92X	32-2151	304	KLE650 Versys (LF)	07-13	32-3056	32-8228	—	FA197HH
	XR250R	88-89	—	FA125X	32-2151	304	KLE650 Versys (RF)	07-13	32-2654	32-8230	—	FA197HH
	XR250R	90-95	—	FA125X	32-2023	FA131X	KZ650B1	77-79	32-2065	—	32-2206	—
	XR250R	96-04	32-2292	FA185X	32-2023	FA131X	KZ650C to frame 023100	77-79	32-2065	—	—	—
	XL350R	84-85	32-2147	FA92X	—	323	KZ650C frame 023101 on	77-79	—	—	32-2067	—
	XR350R	1983	—	331	32-2151	304	KZ650D SR	1978	32-2065	—	32-2067	—
	XR350R	84-85	32-2147	FA92X	32-2151	304	KZ650E SR	1979	—	—	32-2067	—
	XR400R	96-04	32-2292	FA185X	32-2023	FA131X	KZ650E1 LTD & F1	1980	—	—	32-2206	—
SUSPENSION	CRF450R	02-09	32-2292	FA185X	—	FA346X	KZ650H CSR	81-83	32-2097	32-8246	32-2206	—
	CRF450X	05-13	32-2292	FA185X	—	FA346X	EJ650/W650 A1~4 Twin	00-02	32-2654	32-8230	32-2205	—
	CR500R	84-85	32-2147	FA92X	—	331	KZ700A1	1984	32-2097	32-8246	32-2097	32-8246
	CR500R	1986	32-2147	FA92X	—	344	VN700A1 Vulcan	1985	32-2143	32-8177	32-2206	—
	CR500R	87-94	—	FA125X	32-2023	FA131X	ZN700A LTD	84-85	32-2143	32-8177	32-2143	32-8177
	CR500R	95-01	32-2292	FA185X	32-2023	FA131X	KZ750B (2 cyl)	76-79	32-2065	—	—	—
	XR500R	83-84	32-2147	FA92X	32-2151	304	KZ750E	80-82	32-2097	32-8246	32-2097	32-8246
	XL600R	83-87	32-2147	FA92X	—	318	KZ750F1 LTD	1983	32-2097	32-8246	32-2097	32-8246
	XL600V Transalp	89-90	32-2098	FA69X	—	318	KZ750G1 LTD (2 cyl)	1980	—	—	32-2206	—
	XR600R	85-87	32-2147	FA92X	32-2151	304	KZ750H1 LTD	80-83	32-2097	32-8246	32-2097	32-8246
ACCESSORIES	XR600R	88-90	—	FA125X	32-2151	304	KZ750K1 LTD (2 cyl)	83-84	32-2143	32-8177	32-2206	—
	XR600R	91-92	—	FA125X	32-2023	FA131X	KZ750L3	1983	32-2097	32-8246	32-2097	32-8246
	XR600R	93-00	32-2292	FA185X	32-2023	FA131X	KZ750M1 CSR (2 cyl)	1982	32-2097	32-8246	32-2206	—
	NX650	88-89	32-2018	FA124/2	—	318	KZ750N Spectre	82-83	32-2097	32-8246	32-2097	32-8246
	XR650L Dual Sport	93-10	32-2292	FA185X	32-2023	FA131X	KZ750R1 GPz	1982	32-2097	32-8246	32-2097	32-8246
	XR650R	00-07	32-2292	FA185X	32-2023	FA131X	VN750A Vulcan	86-06	32-2143	32-8177	32-2206	—
							ZR750C Zephyr	91-93	32-2020	—	32-2020	—
							ZR750 ZR-7/7S (LF)	00-06	32-3056	32-8228	32-2654	32-8230
							ZR750 ZR-7/7S (RF)	00-06	32-2654	32-8230	32-2654	32-8230
							ZX750 GPz/GPz Turbo	83-85	32-2143	32-8177	32-2143	32-8177
MARINE							ZX750F Ninja 750R	87-90	32-2020	—	32-2020	—
AUTOMOTIVE												

KAWASAKI® STREET APPLICATION	YEAR	FRONT STD	FRONT HH	REAR STD	REAR HH
ZX750H ZX-7	89-90	32-2045	32-8186	32-2053	—
ZX750 Ninja ZX-7/7R	91-95	32-2045	32-8186	32-2053	—
ZX750N ZX7-RR	96-97	—	—	32-2365	32-7722
ZX750P Ninja ZX7-R	96-03	32-2294	32-8199	32-2053	—
NOTE: THE ABOVE LISTING IS FOR THE (SIX PISTON PAD), TOKICO CALIPER ONLY					
VN800A Vulcan/Custom	95-05	32-2143	32-8177	32-2206	—
VN800B Vulcan/Classic	96-05	32-3056	32-8228	32-2206	—
VN800C Vulcan/Drifter	99-06	32-3056	32-8228	32-2654	32-8230
VN900C Vulcan/Classic	06-10	32-3056	32-8228	32-2654	32-8230
Z1/A/B 900	73-75	—	—	32-2207	—
KZ900A4/A5	76-77	32-2065	—	32-2207	—
KZ900B1 LTD	1976	32-2065	—	—	—
ZL900A Eliminator	86-87	32-2143	32-8177	32-2143	32-8177
ZX900A Ninja 900R	84-86	32-2143	32-8177	32-2143	32-8177
ZX900B Ninja ZX-9R	94-95	32-2045	32-8186	32-2320	32-8200
ZX900C~E Ninja ZX-9R	96-01	32-2294	32-8199	32-2320	32-8200
ZX900F Ninja ZX-9R	02-03	—	—	32-2320	32-8200
KZ1000A	77-78	32-2065	—	32-2067	—
KZ1000A MKII	79-80	—	—	32-2067	—
KZ1000B LTD	77-78	32-2065	—	—	—
KZ1000B LTD	79-80	—	—	32-2067	—
KZ1000C	1978	32-2065	—	32-2067	—
KZ1000C Police	79-81	—	—	32-2067	—
KZ1000D Z1R	1978	32-2065	—	32-2067	—
KZ1000D Z1R	1980	—	—	32-2067	—
KZ1000E Shaft ST	79-80	—	—	32-2067	—
KZ1000G LTD Classic	1980	—	—	32-2067	—
KZ1000J	81-83	32-2097	32-8246	32-2097	32-8246
KZ1000K LTD	81-82	32-2097	32-8246	32-2097	32-8246
KZ1000M CSR	81-82	32-2097	32-8246	32-2097	32-8246
KZ1000P Police	82-01	32-2097	32-8246	32-2097	32-8246
KZ1000P21/P22 (LH)	02-05	32-3056	32-8228	32-2097	32-8246
(RH)		32-2654	32-8230	—	—
KZ1000R1/R2 Replica	82-83	32-2097	32-8246	32-2097	32-8246
ZG1000A Concours	94-06	32-2020	—	32-2143	32-8177
ZL1000A1 Eliminator	1987	32-2143	32-8177	32-2143	32-8177
ZR1000A1~A6F Z1000	05-06	—	—	32-2320	32-8200
ZR1000B~C Z1000	07-08	—	—	32-2055	32-8197
ZR1000B C Z1000	07-08	—	32-8174	—	—
ZR1000D Z1000	10-12	—	32-7725	32-2320	32-8200
ZG1000A Concours	86-93	32-2143	32-8177	32-2143	32-8177
ZX1000A Ninja 1000R	86-87	32-2143	32-8177	32-2143	32-8177
ZX1000B Ninja ZX-10	88-90	32-2020	—	32-2020	—
ZX1000C~D Ninja ZX-10R	04-07	—	32-8238	32-2320	32-8200
ZX1000E Ninja ZX-10R	08-11	—	—	32-2320	32-8200
ZX1000G/H Ninja 1000	12-13	—	32-7725	32-2320	32-8200
ZX1000J/K ZX-10R	11-13	—	32-7725	—	32-8240
KZ1100A Shaft	81-83	32-2097	32-8246	32-2097	32-8246
KZ1100B GPz	81-82	32-2097	32-8246	32-2097	32-8246
KZ1100D Spectre	82-83	32-2097	32-8246	32-2097	32-8246
KZ1100L1 LTD	1983	32-2097	32-8246	32-2097	32-8246
ZN1100B LTD	84-85	32-2143	32-8177	32-2143	32-8177
ZR1100A	92-95	32-2045	32-8186	32-2020	—
ZR1100C ZRX1100	99-00	32-2294	32-8199	32-2053	—
ZX1100A GPz	83-84	32-2143	32-8177	32-2143	32-8177
ZX1100C Ninja ZX-11	90-93	32-2045	32-8186	32-2020	—
ZX1100D Ninja ZX-11	93-01	32-2045	32-8186	32-2053	—
ZX1100E/F GPz/ABS(LF)	95-97	32-3056	32-8228	32-2320	32-8200
ZX1100E/F GPz/ABS(RF)	95-97	32-2654	32-8230	32-2320	32-8200
ZG1200 Voyager XII	86-03	32-2143	32-8177	32-2143	32-8177
ZR1200A ZRX1200	01-05	32-2294	32-8199	32-2053	—
ZX1200A ZX-12R	00-03	32-2294	32-8199	32-2053	—
ZX1200B ZX-12R	04-05	—	32-8238	32-2053	—
ZX1200C ZZR1200	02-05	32-2045	32-8186	32-2053	—
KZ1300A	79-82	—	—	32-2067	—
KZ1300B2 Touring	1980	—	—	32-2067	—
ZN1300A Voyager	83-88	32-2143	32-8177	32-2143	32-8177
ZG1400A~D Concours	08-11	—	—	—	32-7722
ZG1400 Concours (All)	08-13	—	32-8174	—	—
ZXR1400A~C Ninja	06-11	—	—	—	32-7722
ZX1400 ZX-14R (All)	06-13	—	32-8174	—	—
VN1500A Vulcan	87-98	32-2143	32-8177	32-2143	32-8177

KAWASAKI® STREET APPLICATION	YEAR	FRONT STD	FRONT HH	REAR STD	REAR HH
VN1500B Vulcan 88 SE	87-90	32-2143	32-8177	32-2143	32-8177
VN1500C Vulcan	96-97	32-2143	32-8177	32-2143	32-8177
VN1500 Vulcan Classic	96-00	32-3056	32-8228	32-2143	32-8177
VN1500E Vulcan Classic	01-04	32-3056	32-8228	32-2654	32-8230
VN1500G Nomad (LF)	99-00	32-3056	32-8228	32-2143	32-8177
VN1500G Nomad (RF)	99-00	32-2654	32-8230	32-2143	32-8177
VN1500G Nomad (LF)	01-05	32-3056	32-8228	32-2654	32-8230
VN1500G Nomad (RF)	01-05	32-2654	32-8230	32-2654	32-8230
VN1500 Drifter	99-05	32-3056	32-8228	32-2654	32-8230
VN1500L Nomad F.I. (LF)	00-04	32-3056	32-8228	32-2654	32-8230
VN1500L Nomad F.I. (RF)	00-04	32-2654	32-8230	32-2654	32-8230
VN1500N Classic F.I.	00-05	32-3056	32-8228	32-2654	32-8230
VN1500P Mean Streak	02-03	32-2294	32-8199	32-2654	32-8230
VN1600A Classic. (LF)	03-07	32-3056	32-8228	32-2654	32-8230
VN1600A Classic. (RF)	03-07	32-2654	32-8230	32-2654	32-8230
VN1600B1 Mean Streak	2004	32-2294	32-8199	32-2654	32-8230
VN1600B2 Mean Streak	05-08	—	32-8238	32-2654	32-8230
VN1600D Vulcan Nomad (LF)	05-08	32-3056	32-8228	32-2654	32-8230
VN1600D Vulcan Nomad (RF)	05-08	32-2654	32-8230	32-2654	32-8230
VN1700A/B Voyager/ABS	02-05	32-2045	32-8186	32-2654	32-8230
VN1700J Voyager Vaquero (LF)	11-13	32-3056	32-8228	32-2654	32-8230
VN1700J Voyager Vaquero (RF)	11-13	32-2654	32-8230	32-2654	32-8230
VN1700A/B Vulcan Voyager (LF)	09-13	32-3056	32-8228	32-2654	32-8230
VN1700A/B Vulcan Voyager (RF)	09-13	32-2654	32-8230	32-2654	32-8230
VN1700C Vulcan Nomad (LF)	09-13	32-3056	32-8228	32-2654	32-8230
VN1700C Vulcan Nomad (RF)	09-13	32-2654	32-8230	32-2654	32-8230
VN1700E Vulcan Classic (LF)	09-12	32-30 56	32-8228	32-2654	32-8230
VN1700E Vulcan Classic (RF)	09-12	32-2654	32-8230	32-2654	32-8230
VN1700G Vulcan Classic LT (LF)	09-11	32-3056	32-8228	32-2654	32-8230
VN1700G Vulcan Classic LT (RF)	09-11	32-2654	32-8230	32-2654	32-8230
VN2000 Vulcan, All	04-10	32-2045	32-8186	32-2654	32-8230

KAWASAKI® ATV APPLICATION	YEAR	FRONT STD	EBC REF	REAR STD	EBC REF
KLF185A1 Bayou	1985	—	—	32-2205	706
KLF185A2/A3/A4	86-88	32-2204	705	32-2205	706
KLT200A1~A4	81-83	—	603	32-2204	705
KLT200B1	1983	—	603	32-2204	705
KLT200C1/C2	83-84	—	603	32-2204	705
KLF220A1~A15 Bayou	88-02	32-2204	705	32-2205	706
KLF250A1/A2 A3 Bayou	03-05	32-2204	705	32-2205	706
KLT250A1/A2	82-83	—	603	32-2204	705
KLT250C1~C3 Prairie	83-85	—	603	32-2204	705
KLT250P1 Police	1984	—	603	32-2204	705
KSF250A1~A18 Mojave	87-04	—	FA128X	32-2141	FA84X
KXT250A1 Tecate (3-Whl)	1984	32-2204	705	—	FA83X
KXT250A2/B1 Tecate	85-86	32-2096	FA67X	32-2096	FA67X
KXT250B2 Tecate	1987	32-2096	FA67X	32-2141	FA84X
KXF250A1/A2 Tecate	87-88	—	FA128X	32-2141	FA84X
KEF300A Lakota	95-00	—	FA128X	32-2141	FA84X
KEF300B Lakota Sport	01-03	—	FA128X	32-2141	FA84X
KLF300A1/A2 Bayou	86-87	—	717	32-2205	706
KLF300B1~B17 Bayou	88-04	32-2096	FA67X	32-2205	706
KLF300C1-C17 Bayou(LF)	89-05	32-2026	FA165X	—	—
KLF300C1-C17 Bayou(RF)	89-05	32-2027	FA135X	—	—
KVF300A Prairie 4x4	99-02	32-2085	FA54X	—	—
KVF300B Prairie 300	99-02	32-2085	FA54X	—	—
KVF360 (all)/4x4	03-11	32-2085	FA54X	—	—
KLF400B Bayou (LF)	93-99	32-2026	FA165X	—	—
KLF400B Bayou (RF)	93-99	32-2027	FA135X	—	—
KSF400A1-A3 KFX400	03-05	32-2141	FA84X	32-2025	FA137X
KVF400A1/A2/B1	97-98	32-2085	FA54X	—	—
KVF400C1~D4 Prairie	99-02	32-2085	FA54X	—	—
KVF650F/G Brute Force 4X4(LF)	06-12	32-2026	FA165X	—	—
KVF650F/G Brute Force 4X4(RF)	06-12	32-2027	FA135X	—	—
KVF650H Brute Force 4X4(LF)	07-08	32-2026	FA165X	—	—
KVF650H Brute Force 4X4(RF)	07-08	32-2027	FA135X	—	—
KVF750 Brute Force 4X4(LF)	05-11	32-2026	FA165X	—	—
KVF750 Brute Force 4X4(RF)	05-11	32-2027	FA135X	—	—

EQUIPMENT & TOOLS

HARD PARTS

CARB & FUEL

IGNITION/ELECTRICAL

CONTROL

SUSPENSION

ACCESSORIES

MARINE

AUTOMOTIVE

EQUIPMENT & TOOLS

KAWASAKI® DUAL SPORT/OFFROAD APPLICATION					
YEAR	FRONT STD	EBC REF	REAR STD	EBC REF	
KX60A1/A2/B1~B19	83-03	————	715	————	715
KX65A1/A2/A3/A4/A5	00-05	————	FA302X	32-2085	FA54X
KD80N1/N2/N3	88-90	————	FA83X	————	603
KDX80C1~C5	84-88	————	714	————	715
KX80E 1	1983	————	714	————	715
KX80E2/E3/G1/G2	84-87	————	FA83X	————	715
KX80J2	1987	————	FA83X	————	715

HARD PARTS

KX80L1/L2/L3	88-90	————	FA83X	32-2141	FA84X
KX80N1/N2/N3	88-90	————	FA83X	32-2141	FA84X
KX80R1~R6	91-96	————	FA83X	32-2141	FA84X
KX80R7/W1/W2/W3	97-00	————	FA258X	32-2141	FA84X
KX85A1/A2/A3/A4	01-11	————	FA258X	32-2141	FA84X
KX100B5/B6	95-96	————	FA83X	32-2141	FA84X
KX100B7/C1/C2/C3	97-00	————	FA258X	32-2141	FA84X
KX100D1~D9	01-09	————	FA258X	32-2141	FA84X
KLX110A1~DAF/DBF	02-11	————	715	————	603

CARB & FUEL

KLX125L B1~B6F	03-06	————	FA230X	————	604
KX125B1	1982	————	FA83X	————	602A
KX125B2/C1/D1	83-85	32-2096	FA67X	————	702
KX125E1	1986	32-2096	FA67X	32-2096	FA67X
KX125E2/F1	87-88	32-2022	FA130R	32-2096	FA67X

IGNITION/ELECTRICAL

KX125G1/H1~J2	89-93	32-2027	FA135X	32-2038	FA152X
KX125K1	1994	32-2292	FA185X	32-2038	FA152X
KX125K2-K5/L1~L4	95-02	32-2292	FA185X	32-2023	FA131X
KX125M1~M3	03-05	32-2292	FA185X	————	FA367X
KDX140 A/B (all)	08-11	32-2027	FA135X	32-2141	FA84X
KDX200C1/C2/C3	86-88	32-2096	FA67X	————	702
KDX200E1/E2/E3/E4	89-92	32-2096	FA67X	32-2038	FA152X
KDX200E5/E6	93-94	32-2027	FA135X	32-2038	FA152X
KDX200H1~H10	95-06	32-2292	FA185X	32-2038	FA152X
KDX220A4~A12	97-05	32-2292	FA185X	32-2038	FA152X

CONTROL

KDX220D1-D4	91-94	32-2027	FA135X	————	————
KDX250A1/B1/B2	80-82	————	705	————	605
KDX250B3/B4	83-84	————	705	————	602A
KDX250D1/D2/D3/D4	91-94	————	FA135X	32-2038	FA152X
KL250A1/A1A/A2	78-79	————	705	————	605
KL250D2~D21 KLR	85-05	32-2096	FA67X	————	703
KL250G Super Sherpa	00-04	————	FA258X	32-2096	FA67X

SUSPENSION

KLX250R D2/D3/D4	94-96	32-2292	FA185X	32-2038	FA152X
KLX250S H6F/H7F	06-07	32-2292	FA185X	32-2023	FA131X
KLX250S T9F/TAF	09-10	————	FA135X	32-2023	FA131X
KLX250SF Supermotard	09-10	————	FA135X	32-2023	FA131X
KLX250T KLX250S Dual sport	09-13	32-2027	FA135X	————	————
KLX250W KLX250SF Supermoto	09-10	32-2027	FA135X	————	————
KX250A6/A7	80-81	32-2204	705	————	605
KX250B1	1982	————	FA83X	————	602A
KX250C1/C2/D1	83-85	32-2096	FA67X	————	602A

ACCESSORIES

KX250D2	1986	32-2096	FA67X	32-2096	FA67X
KX250E1/F1	87-88	32-2022	FA130R	32-2096	FA67X
KX250F 4-Stroke	04-13	32-2292	FA185X	32-2035	FA367X
KX250G/H/J	89-93	32-2027	FA135X	32-2038	FA152X
KX250K1	1994	32-2292	FA185X	32-2038	FA152X
KX250K2/K3/K4/K5	95-98	32-2292	FA185X	32-2023	FA131X
KX250H/L/M (all)	99-05	32-2292	FA185X	32-2023	FA131X
KX250RF6/RF7 2-stroke	06-07	32-2292	FA185X	32-2023	FA131X
KX250F N/T/W 4-stroke	04-11	32-2292	FA185X	————	FA367X
KLX300A2~A9	97-07	32-2292	FA185X	32-2023	FA131X

MARINE

KDX400A1/A2	79-80	32-2204	705	————	605
KLX400SR A1 Dual Sport	03-04	32-2292	FA185X	32-2023	FA131X
KLX400R B1/B2 Offroad	03-04	32-2292	FA185X	32-2023	FA131X
KDX420B1	1981	32-2204	705	————	605
KX420A1/A2	80-81	32-2204	705	————	605
KDX450A1	1982	32-2204	705	————	605

AUTOMOTIVE

KX450F 4-Stroke	06-13	32-2292	FA185X	32-2035	FA367X
KLX450R	08-12	32-2292	FA185X	32-2305	FA367X
KX500A1/A2/B1	83-85	32-2096	FA67X	————	602A
KX500B2	1986	32-2096	FA67X	32-2096	FA67X
KX500C1/D1	87-88	32-2022	FA130R	32-2096	FA67X
KX500E1~E5	89-93	32-2027	FA135X	32-2038	FA152X
KX500E6/E7	94-95	32-2292	FA185X	32-2038	FA152X
KX500E8~E16	96-04	32-2292	FA185X	32-2023	FA131X

KAWASAKI® DUAL SPORT/OFFROAD APPLICATION					
YEAR	FRONT STD	EBC REF	REAR STD	EBC REF	
KL600A1/B1/B2 "KLR"	84-86	32-2096	FA67X	————	602A
KL650A1~A18 "KLR"	87-07	32-2022	FA130R	32-2096	FA67X
KL650B2/B3 Tengai	90-91	32-2020	FA129	32-2096	FA67X
KLX650A1/A2/A3	93-95	32-2292	FA185X	32-2038	FA152X
KLX650C1~C4 Dual Sport	93-96	32-2292	FA185X	32-2038	FA152X
KLX650D1 Offroad	1996	32-2292	FA185X	32-2023	FA131X
KL650B2/B3 Tengai	90-91	32-2020	FA129	32-2096	FA67X
KLX650R A1/A2/A3	93-95	32-2292	FA185X	32-2038	FA152X
KLX650R D1 Offroad	1996	32-2292	FA185X	32-2023	FA131X

KAWASAKI® SIDE BY SIDE APPLICATION					
YEAR	FRONT STD	EBC REF	REAR STD	EBC REF	
KAF300A1/B1/B2 Mule 500	92-95	————	————	32-2138	718
KAF300C1-C7 Mule 550	————	————	————	32-2138	718
KAF300D1/D2 Mule 520	————	————	————	32-2138	718
KAF400A Mule 610 4X4	06-10	32-2138	718	32-2138	718
KAF400A Mule 610 4X4	11-13	32-2138	718	32-2139	719
KAF400A1 Mule 610 4X4	2005	32-2138	718	32-2138	718
KAF400B1 Mule 600	2005	32-2138	718	32-2138	718
KAF400B Mule 600	06-13	32-2138	718	32-2138	718
KAF400C1 Mule 610 4X4	2005	32-2138	718	32-2138	718
KAF400C Mule 610 4X4	06-09	32-2138	718	32-2138	718
KAF400D/E Mule 610 4X4	10-13	32-2138	718	32-2139	719
KAF450B1 Mule 1000	————	32-2139	719	32-2140	720
KAF540C1 Mule 2010	————	32-2139	719	32-2140	720
KAF540D1 Mule 2020	————	32-2139	719	32-2140	720
KAF540E1 Mule 2030	————	32-2139	719	32-2140	720
KAF620A Mule 2510	————	32-2139	719	32-2140	720
KAF620B Mule 2520	————	32-2139	719	32-2140	720
KAF620C Mule 2500	————	32-2139	719	32-2140	720
KAF620E1-E5 Mule 3010	————	32-2140	720	32-2139	719
KAF620F1-F3 Mule 3020	————	32-2140	720	32-2139	719
KAF620G1-G5 Mule 3000	————	32-2140	720	32-2139	719
KAF620H1-H3 Mule 3010 4X4	03-05	32-2139	719	32-2140	720
KAF620J Mule 3010 Trans 4X4	2005	32-2139	719	32-2140	720
KAF620K Mule 3010 Trans 4X4	05-07	32-2139	719	32-2140	720
KAF620M Mule 4010 4X4	09-12	32-2139	719	32-2140	720
KAF620N Mule 4010 4X4	2009	32-2139	719	32-2140	720
KAF620P Mule 4000	09-10	32-2139	719	32-2140	720
KAF620R/S Mule 4010 Trans 4X4	09-12	32-2139	719	32-2140	720
KRF750 Teryx (All) - LF	08-13	32-2026	FA165X	————	————
KRF750 Teryx (All) - RF	08-13	32-2027	FA135X	————	————
KAF950A1-A2 Mule 2510 Diesel	————	32-2139	719	32-2140	720
KAF950B1-B3 Mule 3010 Diesel	03-05	32-2139	719	32-2140	720
KAF950D Mule 3010 Diesel 4X4	2008	32-2139	719	32-2140	720
KAF950E Mule 3010 Trans 4X4 Diesel	2008	32-2139	719	32-2140	720
KAF950F Mule 4010 Diesel 4X4	09-12	32-2139	719	32-2140	720
KAF950G Mule 4010 Trans 4X4 Diesel	09-12	32-2139	719	32-2140	720

KTM® APPLICATION					
YEAR	FRONT STD	FRONT HH	REAR STD	REAR HH	
SMC 625	2005	32-3021	————	————	————
Duke II 640	01-02	32-3021	————	————	————
640 Duke	03-05	32-3021	————	————	————
SMC 640 LC4	2005	32-3021	————	————	————
SMC 660	2005	32-3021	————	————	————
690 Duke	08-11	————	————	32-2328	————
690 Supermoto	02-08	32-3021	————	————	————
990 Super Duke	05-11	————	————	32-2328	————
990 Super Duke R	07-11	————	————	32-2328	————
990 SM-R	09-11	————	32-7719	————	————
1190 Adventure	2013	32-3021	————	————	————
1190 RC8/R	08-12	————	32-7719	————	————

MV AGUSTA® APPLICATION					
YEAR	FRONT STD	FRONT HH	REAR STD	REAR HH	
Brutale 675	2012	32-3021	————	————	————
F3 675	2012	32-3021	————	————	————
Brutale 989R	08-09	32-3021	————	————	————

MV AGUSTA® APPLICATION	YEAR	FRONT STD	FRONT HH	REAR STD	REAR HH
Brutale 990R	10-11	32-3021	—	—	—
F4/R/RR 998	10-12	—	32-7719	—	—
Brutale 1078RR	08-09	—	32-7719	—	—
F4 RR 1078	08-09	—	32-7719	—	—
Brutale 1090R/RR	10-12	—	32-7719	—	—

POLARIS® ATV APPLICATION	YEAR	FRONT STD	EBC REF	REAR STD	EBC REF
Scrambler (3 wheeler)	85-86	32-2179	503	—	FA40X
250 2x4 & 4x4	1990	32-8242	FA159X	32-2015	FA232X
250 2x4 & 4 x4	1993	32-8242	FA159X	32-2015	FA232X
Cyclone 250X	1987	32-2179	503	—	FA40X
Big Boss 250 4x6	89-90	32-8242	FA159X	32-2015	FA232X
Big Boss w/Middle Axle Brake		32-8242	FA159X	—	—
Big Boss 250 4x6	91-92	32-8242	FA159X	32-2015	FA232X
Big Boss w/Middle Axle Brake		32-8242	FA159X	—	—
Big Boss 250 6x6	91-93	32-8242	FA159X	32-2015	FA232X
Big Boss w/Middle Axle Brake		32-8242	FA159X	—	—
Trail Blazer 250	90-93	32-8242	FA159X	32-2015	FA232X
Trail Blazer 250	94-98	32-8242	FA159X	32-2015	FA232X
Trail Blazer 250	99-00	32-8242	FA159X	32-2011	FA270R
Trail Blazer 250 Freedom	01-04	32-8242	FA159X	32-2011	FA270R
Trail Boss 2x4	85-87	32-2179	503	—	FA40X
Trail Boss	88-90	32-8242	FA159X	32-2015	FA232X
Trail Boss 250	91-99	32-8242	FA159X	32-2015	FA232X
Trail Boss 4x4	1987	32-2085	FA54X	32-2015	FA232X
Trail Boss 2x4/4x4	88-89	32-8242	FA159X	32-2015	FA232X
Trail Boss 250 2x4	91-92	32-8242	FA159X	32-2015	FA232X
Xplorer 250 4x4	2000	32-8242	FA159X	32-2011	FA270R
300 2x4 & 4x4	94-95	32-8242	FA159X	32-2015	FA232X
Big Boss 300 6x6	1994	32-8242	FA159X	32-2015	FA232X
Big Boss w/Middle Axle Brake		32-8242	FA159X	—	—
Xplorer 300 4x4	96-00	32-8242	FA159X	32-2015	FA232X
Xpress 300/400L	96-97	32-8242	FA159X	32-2015	FA232X
Xpress 300 2x4	98-00	32-8242	FA159X	32-2015	FA232X
Magnum 325 4x4 & 2x4	2000	32-8242	FA159X	32-2011	FA270R
Magnum 325 4x4/2x4	2001	32-8242	FA159X	32-2011	FA270R
Magnum 325 2x4 HDS	2002	32-8242	FA159X	—	FA314R
Magnum 325 4x4 HDS	2002	32-8242	FA159X	—	FA314R
Trail Boss 325	00-02	32-8242	FA159X	32-2011	FA270R
Xpedition 325	2000	32-8242	FA159X	32-2011	FA270R
Xpedition 325	2002	32-8242	FA159X	—	FA314R
ATP 330 4x4	2004	32-8242	FA159X	32-8242	FA159X
Magnum 330 2x4 HDS	2003	32-8242	FA159X	—	FA314R
Magnum 330 4x4 HDS	2003	32-8242	FA159X	—	FA314R
Trail Boss 330	03-04	32-8242	FA159X	32-2011	FA270R
Sportsman 335 4x4	99-00	32-8242	FA159X	32-2011	FA270R
Sportsman/Worker 335 4x4	99-00	32-8242	FA159X	32-2011	FA270R
350 L 2x4	1990	32-8242	FA159X	32-2015	FA232X
350 L 4x4	1990	32-8242	FA159X	32-2015	FA232X
350 L 4x4	1993	32-8242	FA159X	32-2015	FA232X
Big Boss 350 L	1993	32-8242	FA159X	32-2015	FA232X
Big Boss w/Middle Axle Brake		32-8242	FA159X	—	—
Sportsman 350 4x4	1993	32-8242	FA159X	32-2015	FA232X
Trail Boss 350L 2x4	91-93	32-8242	FA159X	32-2015	FA232X
Trail Boss 350L 4x4	1991	32-8242	FA159X	32-2015	FA232X
400 L 2x4	94-95	32-8242	FA159X	32-2015	FA232X
400 L 4x4	1994	32-8242	FA159X	32-2015	FA232X
Big Boss 400 L 6x6	94-97	32-8242	FA159X	32-2015	FA232X
Big Boss w/Middle Axle Brake		32-8242	FA159X	—	—
Scrambler 400 L 4x4	95-97	32-8242	FA159X	32-2015	FA232X
Scrambler 400 (2x4/4x4)	2000	32-8242	FA159X	32-2011	FA270R
Scrambler 400 4x4	98-02	32-8242	FA159X	32-2011	FA270R
Scrambler 400 2x4	2002	32-8242	FA159X	32-2011	FA270R
Sport 400 L	94-98	32-8242	FA159X	32-2015	FA232X
Sport 400	99-00	32-8242	FA159X	32-2011	FA270R
Sportsman 400L 4x4	94-97	32-8242	FA159X	32-2015	FA232X
Sportsman 400	01-02	32-8242	FA159X	32-2011	FA270R
Sportsman 400	03-04	32-8242	FA159X	—	FA314R
Trail Blazer 400	2003	32-8242	FA159X	32-2011	FA270R

POLARIS® ATV APPLICATION	YEAR	FRONT STD	EBC REF	REAR STD	EBC REF
Xplorer 400 L 4x4	95-98	32-8242	FA159X	32-2015	FA232X
Xplorer 400 L 4x4	99-00	32-8242	FA159X	32-2011	FA270R
Xplorer 4x4 400	01-02	32-8242	FA159X	32-2011	FA270R
Xplorer 400	01-02	32-8242	FA159X	32-2011	FA270R
Magnum 425 2x4	95-98	32-8242	FA159X	32-2015	FA232X
Magnum 425 4x4	95-98	32-8242	FA159X	32-2015	FA232X
Magnum 425 6x6	1996	32-8242	FA159X	32-2015	FA232X
Magnum w/Middle Axle Brake		—	FA273R	—	—
Magnum 425 6x6	1997	32-8242	FA159X	32-2015	FA232X
Middle Axle		32-8242	FA159X	—	—
Xpedition 425 (4x4)	2000	32-8242	FA159X	32-2011	FA270R
Diesel 455cc 4x4 EBS	99-00	32-8242	FA159X	32-2011	FA270R
Diesel 455cc	2001	32-8242	FA159X	32-2011	FA270R
ATP 500 H0 4x4	2004	32-8242	FA159X	32-8242	FA159X
ATV 500 Pro 4x4 PPS	2002	32-8242	FA159X	32-8242	FA159X
Big Boss 500 6x6	98-99	32-8242	FA159X	32-2015	FA232X
Big Boss w/Middle Axle Brake		32-8242	FA159X	—	—
Magnum 500 4x4	99-00	32-8242	FA159X	32-2011	FA270R
Magnum 500	2001	32-8242	FA159X	32-2011	FA270R
Magnum 500 2x4/4X4 HDS	2002	32-8242	FA159X	—	FA314R
Magnum 500 4x4 HDS	02-03	32-8242	FA159X	—	FA314R
Predator 500	03-04	32-8242	FA159X	32-8242	FA159X
Scrambler 500 4x4	1997	32-8242	FA159X	32-2015	FA232X
Scrambler 500 4x4	98-04	32-8242	FA159X	32-2011	FA270R
Scrambler 500 2x4/4x4	01-02	32-8242	FA159X	32-2011	FA270R
Sportsman 500 4x4	96-97	32-8242	FA159X	32-2015	FA232X
Sportsman/Worker 500 4x4 EBS /500 RSE	98-02	32-8242	FA159X	32-2011	FA270R
Sportsman 500 H0	03-04	32-8242	FA159X	—	FA314R
Sportsman 6x6 (500)	00-01	32-8242	FA159X	—	FA313R
Sportsman 6x6	02-04	32-8242	FA159X	—	FA313R
Xplorer 500 4x4	1997	32-8242	FA159X	32-2015	FA232X
Sportsman 600 4x4	03-04	32-8242	FA159X	—	FA314R
Sportsman 700 4x4	02-04	32-8242	FA159X	—	FA314R
PTV Personal Task 6x6	2003	32-8242	FA159X	—	FA313R

POLARIS® SIDE BY SIDE APPLICATION	YEAR	FRONT STD	EBC REF	REAR STD	EBC REF
PPS/UTV 2X4 Series 10	2010	32-2024	FA354R	32-2024	FA354R
PPS/UTV 4X6 Series 10	2010	32-2024	FA354R	32-2024	FA354R
PPS/Series 11 UTV1500 2X4	2011	32-2024	FA354R	32-2024	FA354R
Ranger EV (Electric)	10-13	32-2031	FA452R	32-2024	FA354R
Ranger Series 10/11	10-11	32-2024	FA354R	32-2024	FA354R
Ranger 2x4/4x4	04-05	32-2024	FA354R	32-2024	FA354R
Ranger 6x6	04-05	32-2024	FA354R	32-2024	FA354R
Ranger TM	04-06	32-2024	FA354R	32-2024	FA354R
Ranger XP	2005	32-2024	FA354R	32-2024	FA354R
Ranger 400 (All)	10-13	32-2024	FA354R	32-2024	FA354R
Ranger 500 2x4/4x4	06-07	32-2024	FA354R	32-2024	FA354R
Ranger 500 2x4 (Carb)	08-09	32-2031	FA452R	32-2024	FA354R
Ranger 500 4x4	08-10	32-2031	FA452R	32-2024	FA354R
Ranger 500 4x4	11-13	—	—	32-2024	FA354R
Ranger 500 4x4 HO	09-11	32-2031	FA452R	32-2024	FA354R
Ranger 500 Sportsman Touring	11-13	—	—	32-2024	FA354R
Ranger 500 Crew	11-13	32-2031	FA452R	32-2024	FA354R
Ranger 6x6 EFI 700	06-09	32-2024	FA354R	32-2024	FA354R
Ranger XP 700 4X4	2007	32-2024	FA354R	32-2024	FA354R
Ranger 700 6x4 EFI	2008	32-2031	FA452R	32-2024	FA354R
Ranger 700 4x4 EFI	2009	32-2031	FA452R	32-2024	FA354R
Ranger 800	10-13	32-2031	FA452R	32-2024	FA354R
Ranger 800 XP	10-12	32-2031	FA452R	32-2024	FA354R
Ranger 800 Mid-size	2013	32-2024	FA354R	32-2024	FA354R
Ranger 800 RZR-4	10-13	32-2031	FA452R	32-2024	FA354R
Ranger 900D Diesel	11-12	32-2031	FA452R	32-2024	FA354R
Ranger RZR XP 900 (All)	11-13	32-2031	FA452R	32-2024	FA354R

SUZUKI® STREET APPLICATION	YEAR	FRONT STD	FRONT HH	REAR STD	REAR HH
GN250J	1988	32-2080	—	—	—
GS250T	80-81	32-2080	—	—	—

EQUIPMENT & TOOLS

HARD PARTS

CARB & FUEL

IGNITION/ELECTRICAL

CONTROL

SUSPENSION

ACCESSORIES

MARINE

AUTOMOTIVE

EQUIPMENT & TOOLS	SUZUKI® STREET APPLICATION					
	YEAR	FRONT STD	FRONT HH	REAR STD	REAR HH	
	TU250X	09-13	32-3056	32-8228	—	—
	GN400T	80-82	32-2080	—	—	—
	GSF400 Bandit	91-93	32-2020	—	32-2091	32-8169
	GS450 Twins, All	80-88	32-2080	—	—	—
	GS500E	89-95	32-2020	—	32-2091	32-8169
	GS500E/F	96-10	32-2654	32-8230	32-2091	32-8169
	GS550C/N (8 Valve)	77-79	—	—	32-2067	—
	GS550E (16 Valve)	83-86	32-2091	32-8169	32-2091	32-8169
	GS550ET	1980	32-2094	—	32-2067	—
	GS550LZ	1982	32-2094	—	—	—
	GS550LD	83-86	32-2091	32-8169	—	—
	GS550MZ /TX	81-82	32-2094	—	32-2067	—
	GSF600S Bandit	96-99	32-2030	32-8185	32-2091	32-8169
	GSF600S Bandit (LF)	00-03	32-3056	32-8228	32-2091	32-8169
	GSF600S Bandit (RF)	00-03	32-2654	32-8230	32-2091	32-8169
	GSX600F Katana	88-97	—	—	32-2091	32-8169
	GSX600F Katana (LF)	98-06	32-3056	32-8228	32-2091	32-8169
	GSX600F Katana (RF)	98-06	32-2654	32-8230	32-2091	32-8169
	GSX-R600	11-12	—	32-7719	—	32-8240
	GSX-R600W	92-93	32-2032	—	32-2091	32-8169
	GSX-R600V	97-03	32-2045	32-8186	32-2091	32-8169
	GSX-R600F	04-05	—	32-7725	—	32-7722
	GSX-R600F(Tokico radial)	06-10	—	32-7725	—	—
	RF600R	94-97	32-2030	32-8185	32-2091	32-8169
	DL650 V-Strom (LF)	04-11	32-3056	32-8228	32-2055	32-8197
	DL650 V-Strom (RF)	04-11	32-2654	32-8230	32-2055	32-8197
	GR650D Tempter	1983	32-2094	—	—	—
	GS650EX/EZ	81-82	32-2094	—	32-2067	—
	GS650G/GL (all)	81-83	32-2094	—	32-2067	—
	GS650M Katana	1983	32-2094	—	32-2067	—
	SV650 ALL (LF)	99-07	32-3056	32-8228	32-2091	32-8169
	SV650 ALL (RF)	99-07	32-2654	32-8230	32-2091	32-8169
	SFV650 Gladius (LT)	09-13	32-3056	32-8228	—	—
	SFV650 Gladius (RT)	09-13	32-2654	32-8230	—	—
	XN85 Turbo	1983	32-2094	—	32-2067	—
	GS700E	1985	32-2080	—	32-2067	—
	GV700GLF/GLF2	1985	32-2080	—	—	—
	VS700G Intruder	86-87	32-2007	32-8268	—	—
	GS750E (16-valve)	80-83	32-2080	—	32-2067	—
	GS750LN (8-valve)	1979	—	—	32-2067	—
	GS750LT (16-valve)	80-81	32-2080	—	32-2067	—
	GS750SD	1983	32-2094	—	32-2067	—
	GS750T	82-83	32-2080	—	—	—
	GSX750F Katana	89-97	—	—	32-2091	32-8169
	GSX750F Katana (LF)	98-06	32-3056	32-8228	32-2091	32-8169
	GSX750F Katana (RF)	98-06	32-2654	32-8230	32-2091	32-8169
	GSX-R750 RG/G/H	86-87	32-2007	32-8268	32-2091	32-8169
	GSX-R750 J-WP	88-93	32-2032	—	32-2091	32-8169
	GSX-R750 WR/WS-X	94-99	32-2294	32-8199	32-2091	32-8169
	GSX-R750 Y/K1-K3	00-03	32-2045	32-8186	32-2091	32-8169
	GSX-R750 (Tokico radial)	04-05	—	32-7725	—	32-7722
	GSX-R750 (Tokico radial)	06-10	—	32-7725	—	—
	GSX-R750	11-12	—	32-7719	—	—
	VS750GL Intruder	88-91	32-2007	32-8268	—	—
	VL800 Boulevard	05-07	32-2654	32-8230	—	—
	VS800GL Intruder	92-04	32-2007	32-8268	—	—
	VS800 Boulevard	05-09	32-2654	32-8230	—	—
	VL800 Volusia	01-04	32-2654	32-8230	—	—
	VL800T C50T Boulevard Touring	05-13	32-2654	32-8230	—	—
	VX800	90-93	32-2020	—	—	—
	VZ800 Marauder	97-07	32-2654	32-8230	—	—
	VZ800 M50- Boulevard	05-10	32-2654	32-8230	—	—
	GS850G (all)	80-83	32-2080	—	32-2067	—
	RF900R RR/RS/RS2	94-95	32-2032	32-8256	—	—
	RF900R-RT/RV/RW	96-98	32-2032	32-8256	32-2067	32-8169
	DL1000 V-Strom (LF)	02-07	32-3056	32-8228	32-2055	32-8197
	DL1000 V-Strom (RF)	02-07	32-2654	32-8230	32-2055	32-8197
	GS1000C/N	78-79	—	—	32-2067	—
	GS1000ET/ST/SZ	1980	32-2094	—	32-2067	—
	GS1000LN/SN	1979	—	—	32-2067	—
	GS1000SZ Katana	1982	32-2094	—	32-2067	—
	GS1000G	80-81	32-2080	—	32-2067	—

SUZUKI® STREET APPLICATION					
YEAR	FRONT STD	FRONT HH	REAR STD	REAR HH	
	GSX-R1000K1/K2	01-02	32-2294	32-8199	32-7722
	GSX-R1000K3	2003	—	32-8238	32-7722
	GSX-R1000 (Tokico radial)	04-06	—	32-7725	32-7722
	GSX-R1000 (Tokico radial)	07-08	—	32-7725	—
	GSX-R1000	09-11	—	32-7725	32-8240
	GSX-R1000	2012	—	32-7719	32-8240
	SV1000S	03-07	32-2045	32-8186	32-2055 32-8197
	TL1000S SV~SK1	97-01	32-2045	32-8186	32-2091 32-8169
	TL1000R RW~RK3	98-03	32-2294	32-8199	32-2091 32-8169
	GS1100E	80-83	32-2094	—	32-2067
	GS1100G	82-83	32-2080	—	32-2067
	GS1100LT	1980	32-2094	—	32-2067
	GS1100SD Katana	1983	32-2094	—	32-2067
	GSX1100F Katana	88-93	—	—	32-2007 32-8268
	GSX1100G Shaft Drive	91-93	32-2020	—	—
	GSX-R1100G	86-88	32-2007	32-8268	32-2091 32-8169
	GSX-R1100K	89-92	32-2032	32-8256	32-2091 32-8169
	GSX-R1100W	93-98	32-2294	32-8199	32-2091 32-8169
	GS1150ES (all)	83-86	32-2007	32-8268	32-2007 32-8268
	GSF1200S	97-99	32-2032	32-8256	32-2091 32-8169
	GSF1200 Bandit	01-05	32-2294	32-8199	32-2091 32-8169
	GSF1250 Bandit	07-11	32-2045	32-8186	32-2055 32-8197
	GV1200GLF Madura	85-86	32-2080	—	32-2067
	GSX1300R Hayabusa	08-12	—	32-7725	—
	GSX1300R Hayabusa	99-07	32-2294	32-8199	32-2091 32-8169
	GV1400GD	1986	32-2007	32-8268	32-2007 32-8268
	VS1400GLP Intruder	87-03	32-2007	32-8268	32-2007 32-8268
	VL1500W Intruder LC	98-01	32-2007	32-8268	32-2007 32-8268
	VL1500K Intruder (LH)	02-04	32-3056	32-8228	—
	VL1500K Intruder (RH)	02-04	—	32-8230	—
	VL1500BK C90 Blvd (LH)	05-07	32-3056	32-8228	—
	VL1500BK C90 Blvd (RH)	05-07	—	32-8230	—
	VZ1500 Boulevard M90 (RT)	09-13	32-2654	32-8230	32-2654 32-8230
	VZ1600 Marauder	2004	32-3056	32-8228	—
	VZ1600 M95 Blvd	05-07	—	32-8238	32-8230
	VLR1800 C109R/RT	08-10	32-8249	—	—
	VZR1800 T09R	06-11	—	32-8238	32-8230

SUZUKI® ATV APPLICATION					
YEAR	FRONT STD	EBC REF	REAR STD	EBC REF	
	LT230EH~EP	86-93	FA128X	32-2141	FA84X
	LT230SF/SG/SH/SJ	85-88	FA128X	—	FA84/3R
	LT250RF Quadracer	85-86	FA128X	—	FA84/3R
	LT250RH~RN Quad	87-92	FA128X	—	FA137X
	LT250SK/SL	89-90	FA128X	32-2025	FA84X
	LT-F300F King Quad(LF)	2002	32-2026	FA165X	—
	LT-F300F King Quad(RF)	2002	32-2027	FA135X	—
	LT-A400F King Quad(LF)	08-11	32-2183	FA413X	—
	LT-A400F King Quad(RF)	08-11	32-2184	FA414X	—
	LT-F400F King Quad(LF)	08-11	32-2183	FA413X	—
	LT-F400F King Quad(RF)	08-11	32-2184	FA414X	—
	LT-Z400K Quadsport	03-05	32-2141	FA84X	FA137X
	LT-A450X King Quad(LF)	07-09	32-2183	FA413X	—
	LT-A450X King Quad(RF)	07-09	32-2184	FA414X	—
	LT-R450 Quadracer -LF	06-09	32-2026	FA165X	—
	LT-R450 Quadracer -RF	06-09	32-2027	FA135X	—
	LT-F500F Quadrunner(LF)	98-02	32-2026	FA165X	—
	LT-F500F Quadrunner(RF)	98-02	32-2027	FA135X	—
	LT-A500F Quadmaster(LF)	00-01	32-2026	FA165X	—
	LT-A500F Quadmaster(RF)	00-01	32-2027	FA135X	—
	LT-A500F Vinson 4X4	2002	—	32-2025	FA317X
	LT500R Quadracer	87-90	FA128X	—	FA137X
	LT-A500X King Quad(LF)	09-11	32-2183	FA413X	—
	LT-A500X King Quad(RF)	09-11	32-2184	FA414X	—
	LT-A700X King Quad(LF)	05-09	32-2183	FA413X	—
	LT-A700X King Quad(RF)	05-09	32-2184	FA414X	—
	LT-A750X King Quad(LF)	08-11	32-2183	FA413X	—
	LT-A750X King Quad(LF)	08-11	32-2184	FA414X	—

SUZUKI® DUAL SPORT/OFFROAD APPLICATION					
YEAR	FRONT STD	EBC REF	REAR STD	EBC REF	
RM65K3/K4	03-05	FA302X	32-2085	FA54X	
RM80G/H/J/K	86-89	FA83X	FA83X	502	
RM80L/M/N/P/R/S	90-95	FA83X	FA83X	FA83X	
RM80T/V/W/X/Y/K1	96-01	FA230X	FA83X	FA83X	
RM85K/L2/3/4	02-04	FA230X	FA83X	FA83X	
RM85LK5/K5	2005	FA285X	FA401X	FA401X	
RM100K3	2003	FA258X	32-2141	FA84X	
DR125G	86-88	32-2085	FA54X	602	
DR125S	94-96	32-2085	FA54X	602	
DR-Z125K	03-05	604	604	604	
DR-Z125L	03-05	FA230X	604	604	
RM125H	1987	32-2027	FA135X	616	
RM125J	1988	32-2027	FA135X	FA84/3R	
RM125K	89-90	32-2027	FA135X	32-2038 FA152X	
RM125M	91-93	32-2027	FA135X	FA152X	
RM125R	94-95	FA202X	FA185X	FA131X	
RM125T	96-05	32-2292	FA185X	32-2023 FA131X	
SP125G	86-88	32-2085	FA54X	602	
DR200G	86-88	32-2085	FA54X	602	
DR200S	96-05	32-2085	FA54X	602	
SP200G	86-88	32-2085	FA54X	602	
DR250F	1985	32-2085	FA54X	602	
DR250L	90-95	FA135X	32-2038	FA152X	
DR250 Offroad	90-95	32-2027	FA135X	FA152X	
DR250S/SE Dualsport	90-97	32-2027	FA135X	FA152X	
DR-Z250K	01-05	32-2292	FA185X	FA152X	
RM250H	87-88	32-2027	FA135X	FA84/3R	
RM250K	89-90	32-2027	FA135X	32-2038 FA152X	
RM250M	91-93	32-2027	FA135X	FA152X	
RM250R	94-95	FA202X	FA185X	FA131X	
RM250T	96-05	32-2292	FA185X	32-2023 FA131X	
RMX250	89-95	32-2027	FA135X	32-2038 FA152X	
RMX250T	96-98	32-2292	FA185X	32-2038 FA152X	
RM-Z250 4-Stroke	04-13	32-2292	FA185X	32-2035 FA367X	
SP250F	1985	32-2085	FA54X	602	
DR350 Off-Road	90-96	FA135X	32-2038	FA152X	
DR350V	97-99	32-2292	FA185X	32-2038 FA152X	
DR350S Dual-Sport	90-97	32-2027	FA135X	32-2038 FA152X	
DR350S	98-99	32-2292	FA185X	32-2038 FA152X	
DR350S/SE Dualsport	90-97	32-2027	FA135X	FA152X	
DR-Z400 All	00-05	32-2292	FA185X	32-2023 FA131X	
RM-Z450 4-Stroke	05-13	32-2292	FA185X	32-2035 FA367X	
DR650S	96-05	32-2292	FA185X	32-2038 FA152X	

TRIUMPH® APPLICATION					
YEAR	FRONT STD	FRONT HH	REAR STD	REAR HH	
Daytona 600	03-04	FA302X	32-2028	FA54X	
Speedfour 600	02-05	FA83X	32-2028	FA83X	
Daytona 650	2005	FA83X	32-2028	FA83X	
Daytona 675	06-08	FA83X	32-2028	FA83X	
Daytona 675	2013	FA83X	32-2328	FA83X	
Daytona 675R	11-12	32-7719	32-2028	FA83X	
Daytona 675R	2013	32-7719	32-2328	FA83X	
Daytona 675SE	2012	FA83X	32-2028	FA83X	
Daytona 675 Black (Radial Caliper)	09-13	FA83X	32-2028	FA83X	
Street Triple 675	07-12	FA83X	32-2028	FA83X	
Street Triple 675	2013	FA83X	32-2328	FA83X	
Street Triple R 675	09-12	FA83X	32-2028	FA83X	
Street Triple R 675	2013	FA83X	32-2328	FA83X	
Tiger 800/ABS	11-13	FA83X	32-2028	FA83X	
Tiger 800XC/ABS	11-13	FA83X	32-2028	FA83X	
Adventurer	96-01	32-2278	32-8226	32-2278 32-8226	
America (Cast Wheel)	06-09	32-2278	32-8226	32-2278 32-8226	
New America	10-13	32-2278	32-8226	32-2278 32-8226	
Bonneville T100	02-13	32-2278	32-8226	32-2278 32-8226	
Bonneville America	02-06	32-2278	32-8226	32-2278 32-8226	
Bonneville 800	01-05	32-2278	32-8226	32-2278 32-8226	
Bonneville (865cc Cast Wheel)	09-13	32-2278	32-8226	32-2278 32-8226	
Bonneville SE	09-12	32-2278	32-8226	32-2278 32-8226	

TRIUMPH® APPLICATION					
YEAR	FRONT STD	FRONT HH	REAR STD	REAR HH	
(865cc Cast Wheel)					
Bonneville/Bonneville Black	06-08	32-2278	32-8226	FA83X	
Legend TT	98-01	32-2278	32-8226	32-2278 32-8226	
Scrambler (865cc)	06-13	32-2278	32-8226	FA83X	
Speedmaster 800	03-04	32-2278	32-8226	FA83X	
Speedmaster (865cc)	05-09	32-2278	32-8226	FA83X	
Speedmaster	10-13	32-2030	32-8185	FA83X	
Thruxton SE	2012	32-2030	32-8185	FA83X	
Thruxton 900	04-13	32-2030	32-8185	FA83X	
Thunderbird	95-03	32-2278	32-8226	32-2278 32-8226	
Thunderbird Sport	98-03	32-2278	32-8226	32-2278 32-8226	
Tiger 885	97-99	32-2278	32-8226	32-2278 32-8226	
Daytona 955i (From VIN 132513)	01-06	FA83X	32-2028	FA83X	
Tiger 955	99-04	32-2278	32-8226	32-2278 32-8226	
Tiger 955 (Cast Wheel)	04-06	32-2278	32-8226	32-2278 32-8226	
Trophy SE	2013	FA83X	32-7724	FA83X	
Speed Triple R 1050	12-13	FA83X	32-7719	FA83X	

VICTORY® APPLICATION					
YEAR	FRONT STD	FRONT HH	REAR STD	REAR HH	
V92C/SC	98-03	32-3021	FA83X	FA83X	
Arlen Ness Victory Vision	09-12	FA83X	32-3097	32-2278 32-8226	
Cory Ness Jackpot	08-10	FA83X	FA83X	32-2278 32-8226	
Cory Ness Victory Cross Country	11-12	FA83X	FA83X	32-2278 32-8226	
Cross Country	10-11	FA83X	FA83X	32-2278 32-8226	
Cross Country Tour	2012	FA83X	FA83X	32-2278 32-8226	
Cross Roads	10-12	FA83X	FA83X	32-2278 32-8226	
Hammer	05-07	32-3021	FA83X	FA83X	
Hammer	08-11	FA83X	FA83X	32-2278 32-8226	
Hammer S	2007	32-3021	FA83X	FA83X	
Hammer S	08-12	FA83X	FA83X	32-2278 32-8226	
Hammer 8 Ball	10-12	FA83X	FA83X	32-2278 32-8226	
Hard Ball (Spoke Wheel)	12-13	FA83X	FA83X	32-2278 32-8226	
Highball	2012	FA83X	FA83X	32-2278 32-8226	
Jackpot	10-11	FA83X	FA83X	32-2278 32-8226	
Judge	12-13	32-3021	FA83X	32-2278 32-8226	
King Pin	08-12	FA83X	FA83X	32-2278 32-8226	
King Pin Tour	04-07	32-3021	FA83X	FA83X	
King Pin Tour	08-09	FA83X	FA83X	32-2278 32-8226	
King Pin 8 Ball	08-11	FA83X	FA83X	32-2278 32-8226	
King Pin Low	2009	FA83X	FA83X	32-2278 32-8226	
Ness Signature Series	05-07	32-3021	FA83X	FA83X	
Vegas 8 Ball	05-07	32-3021	FA83X	FA83X	
Vegas Jackpot	05-07	32-3021	FA83X	FA83X	
Vegas Jackpot	08-12	FA83X	FA83X	32-2278 32-8226	
Vegas	03-07	32-3021	FA83X	FA83X	
Vegas	08-12	FA83X	FA83X	32-2278 32-8226	
Vegas 8 Ball	08-11	FA83X	FA83X	32-2278 32-8226	
Vegas Low	08-09	FA83X	FA83X	32-2278 32-8226	
Vision 8 Ball	10-11	FA83X	32-3097	32-2278 32-8226	
Vision Street	08-09	FA83X	32-3097	32-2278 32-8226	
Vision Tour (All)	08-12	FA83X	32-3097	32-2278 32-8226	
Zach Ness Vegas	11-12	FA83X	FA83X	32-2278 32-8226	

YAMAHA® STREET APPLICATION					
YEAR	FRONT STD	FRONT HH	REAR STD	REAR HH	
YSR50	87-92	32-2006	FA83X	32-2179 FA83X	
CV80 Riva	83-87	32-2179	FA83X	32-2179 FA83X	
XC125 Riva	85-92	FA83X	FA83X	32-2186 FA83X	
SR185H Exciter	81-82	32-2186	FA83X	32-2179 FA83X	
CP250V/W/XMorphus	06-08	32-7757	FA83X	FA83X	
SR250J Exciter	80-82	FA83X	FA83X	32-2186 FA83X	
XV250 Route 66	88-90	32-2116	FA83X	32-2186 FA83X	
XV250 Virago	95-07	32-7757	32-8227	FA83X	
XV250 V-Star	08-11	32-7757	FA83X	FA83X	
RZ350 L/N/NC11	84-85	32-2116	FA83X	32-2145 32-8180	
FZR400U/SUC/W/SWC	88-89	32-2145	32-8180	FA83X	
FZR400A	1990	32-2014	32-8279	FA83X	
FZR400RR/RRSP	91-92	32-2345	32-7721	FA83X	

EQUIPMENT & TOOLS

HARD PARTS

CARB & FUEL

IGNITION/ELECTRICAL

CONTROL

SUSPENSION

ACCESSORIES

MARINE

AUTOMOTIVE

EQUIPMENT & TOOLS	YAMAHA® STREET APPLICATION				
	YEAR	FRONT STD	FRONT HH	REAR STD	REAR HH
	XP400 Majesty (Scooter)	05-13	32-2653	—	—
	XS400 2G/H Special	80-81	—	32-2196	—
	XS400SG/SH Special	80-81	32-2069	32-2196	—
	XS400SJ Heritage	1982	—	32-2196	—
	XS400J/R Maxim, Seca	82-83	32-2116	32-2196	—
	SR500G/H	80-81	32-2066	—	—
	XV500K Virago	1983	32-2116	32-2191	—
	XV535 Virago	87-94	—	32-2192	—
	XV535 Virago	95-99	32-2653	32-2192	—
	XJ550H Maxim	81-83	32-2101	32-2191	—
	XJ550R Seca	81-83	32-2101	32-2196	—
	XZ550R Vision	82-83	32-2116	32-2191	—
	FJ600L	84-85	32-2145	32-8180	32-8180
	FZ600S (2-piston caliper)	86-88	32-2145	32-8180	—
	FZ600S FZ6	04-06	32-7757	32-8227	32-2055 32-8197
	FZ-6	04-06	32-7577	32-8227	32-2055 32-8197
	FZ6R (FZS6Y/Z)	09-10	32-7757	—	—
	FZ-6R	09-13	32-7577	32-8227	32-2055 32-8197
	FZ600 FZ6 (4-piston caliper)	06-09	32-2345	32-7721	32-2055 32-8197
	FZR600W	1989	32-2145	32-8180	32-2145 32-8180
	FZR600R	90-99	32-2050	—	32-2145 32-8180
	XJ600S Seca II	92-98	32-2653	—	—
	YX600 Radian	86-90	32-2145	32-8180	32-2191
	YZF600R	95-96	32-2050	—	32-2145 32-8180
	YZF600R	97-07	32-2345	32-7721	32-2145 32-8180
	YZF-R6	99-02	32-2345	32-7721	—
	YZF-R6	03-04	32-2345	32-7721	32-2055 32-8197
	YZF-R6(310mm Rotor)	05-13	—	32-7726	32-2055 32-8197
	YZF-R6S (298mm Rotor)	06-09	32-2345	32-7721	32-2055 32-8197
	XJ650G Maxim	80-83	32-2087	—	32-2191
	XJ650LH Midnight Maxim	1981	32-2087	—	32-2191
	XJ650L Seca Turbo	82-83	32-2116	—	32-2192
	XJ650RJ Seca	1982	32-2066	—	32-2192
	XS650D/E/F/2F	77-79	32-2066	—	—
	XS650SE/SF/SG Special	78-80	32-2066	—	32-2066
	XS650G/H/SH	80-81	32-2066	—	—
	XS650SJ/SK Heritage	82-83	32-2066	—	—
	XVS650 V-Star ALL	97-11	32-2653	—	32-2192
	FZ700T/TC	1987	32-2145	32-8180	32-2145 32-8180
	FZX700S/SC/T/TC Fazer	86-87	32-2145	32-8180	32-2145 32-8180
	XJ700N Maxim	85-86	32-2145	32-8180	32-2192
	XJ700XN Maxim X	85-86	32-2145	32-8180	32-2192
	XV700 Virago	84-87	32-2145	32-8180	32-2192
	FZ750	85-88	32-2145	32-8180	32-2145 32-8180
	FZR750R Genesis	87-88	32-2014	32-8279	32-2145 32-8180
	YZF-R7 OWO2 Road	99-01	32-2345	32-7721	—
	TX750	73-74	—	—	32-2192
	XJ750J Maxim	82-83	32-2116	—	32-2192
	XJ750R Seca	81-83	32-2101	—	32-2192
	XS750D Triple	77-79	32-2066	—	32-2066
	XS750S Special (LF)	78-79	32-2087	—	32-2066
	XS750S Special (RF)	78-79	32-2069	—	32-2066
	XV750 Virago	81-83	32-2087	—	32-2191
	XV750 Virago	88-97	32-2145	32-8180	32-2192
	YZF750R	94-98	—	—	32-2145 32-8180
	TDM850D	92-93	32-2014	32-8279	32-2145 32-8180
	XS850G Triple	80-81	32-2066	—	32-2066
	XS850L/S (LF)	80-81	32-2087	—	32-2066
	XS850L/S (RF)	80-81	32-2069	—	32-2066
	FZ8	2011	—	32-7726	32-2055 32-8197
	XJ900RK Seca	1983	32-2145	32-8180	32-2145 32-8180
	XV920J Virago	1982	32-2101	—	32-2192
	XV920K Virago	1983	32-2087	—	32-2192
	XV920R	81-82	32-2066	—	32-2192
	XVS950 V-Star (all)	09-10	32-2653	—	—
	FZR1000T	87-89	32-2014	32-8279	32-2145 32-8180
	FZR1000A	90-91	32-2050	—	32-2145 32-8180
	FZR1000D	92-93	—	—	32-2145 32-8180
	FZR1000OF	94-95	—	—	32-2145 32-8180
	FZS1000 FZ1 (all)	01-05	32-2345	32-7721	—
	FZS1000 FZ1	06-11	—	32-7726	32-2055 32-8197

EQUIPMENT & TOOLS	YAMAHA® STREET APPLICATION				
	YEAR	FRONT STD	FRONT HH	REAR STD	REAR HH
	GTS1000A	93-94	—	—	32-2145 32-8180
	XV1000L	84-85	32-2145	32-8180	32-2192
	YZF1000RJ	1997	32-2345	32-7721	32-2145 32-8180
	YZF-R1	98-01	32-2345	32-7721	32-2156
	YZF-R1	02-03	32-2345	32-7721	—
	YZF-R1	04-06	—	32-7726	32-2055 32-8197
	YZF-R1	07-13	—	32-8175	32-2055 32-8197
	FJ1100L	84-85	32-2145	32-8180	32-2145 32-8180
	XJ1100J Maxim	1982	32-2101	—	32-2069
	XS1100E	78-81	32-2066	—	32-2066
	XS1100LG (LF)	1980	32-2087	—	32-2066
	XS1100LG (RF)	1980	32-2069	—	—
	XS1100LH Midnight	1981	32-2101	—	32-2069
	XS1100SG/SH (LF)	80-81	32-2087	—	32-2066
	XS1100SG/SH (RF)	80-81	32-2069	—	—
	XV1100 Virago	86-98	32-2145	32-8180	32-2192
	XVS1100 V-Star	99-09	32-7757	32-8227	32-2145 32-8180
	FJ1200S	86-87	32-2145	32-8180	32-2145 32-8180
	FJ1200W	89-90	32-2014	32-8279	32-2145 32-8180
	FJ1200B	91-92	32-2014	32-8279	32-2145 32-8180
	FJ1200AD	92-93	32-2050	—	32-2145 32-8180
	VMX12 V-Max	85-92	32-2145	32-8180	32-2145 32-8180
	VMX12 V-Max	93-05	32-2050	—	32-2145 32-8180
	XTZ1200 Super Tenere	12-13	—	32-7726	—
	XVZ12 Venture/Royale	83-85	32-2145	32-8180	32-2145 32-8180
	FJR1300A	06-13	—	32-7724	—
	FJR1300R	03-05	32-2345	32-7721	—
	FJR1300R	06-07	—	—	32-8270
	XVS1300 V-Star/Tourer	07-10	32-7757	—	—
	XVS1300 Stryker	11-13	32-2653	—	32-8270
	XVZ13 Venture/Royale	86-93	32-2014	32-8279	32-2014 32-8279
	XVZ13 Royal Star	96-01	32-2014	32-8279	32-2014 32-8279
	XVZ13 Royal Star Venture	99-07	32-2653	—	32-2014 32-8279
	XVZ13 Royal Star VentureS	08-11	32-2653	—	32-2014 32-8279
	XV1600 Road Star	99-03	32-2653	—	32-2014 32-8279
	VMX1700 V-Max	09-13	—	32-8175	—
	XV1700 Road Star Warrior	02-07	32-2345	32-7721	—
	XV1700 Rd Star/Silverado	04-07	32-2345	32-7721	32-2014 32-8279
	XV1700 Rd Star/SilveradoS	08-11	32-2345	32-7721	32-2014 32-8279
	XV1900 Stratoliner (all)	06-09	32-2345	32-7721	—
	XV1900 Roadliner (all)	06-07	32-2345	32-7721	—
	XV1900 Raider/RaiderS	08-11	32-2345	32-7721	—

EQUIPMENT & TOOLS	YAMAHA® ATV APPLICATION				
	YEAR	FRONT STD	EBC REF	REAR STD	EBC REF
	YFM80N/S Moto-4	85-86	—	32-2186	506
	YFM80T/U Moto-4	87-88	518	32-2186	506
	YFM80D~N Badger	92-01	503	—	527
	YFM80W Raptor	02-08	32-2179	503	527
	YFM80G Grizzly	05-08	32-2179	503	527
	YFM100T/U Champ	87-88	—	518	32-2186
	YFM100W/A/B Champ	89-91	32-2179	503	32-2186
	YFA1W~YFA1B Breeze	89-91	32-2179	503	32-2186
	YFA1D~YFA1S Breeze	92-04	32-2179	503	527
	YFM125S~G Grizzly	04-11	32-2179	503	527
	YFM125RA Raptor	2011	32-2085	FA54X	32-2141 FA84X
	YT125J/K/L/N	82-85	—	—	32-2056 FA21X
	YT175J/K Tri-Moto	82-83	32-2179	503	32-2056 FA21X
	YFM200N/DX Moto 4	85-89	32-2179	503	32-2056 FA21X
	YFS200U~P Blaster	88-02	32-2179	503	32-2044 FA155X
	YFS200R Blaster	03-06	32-2085	FA54X	32-2141 FA84X
	YTM200K/EK	83-85	32-2179	503	32-2056 FA21X
	YFM225 DX/DR/ Moto-4	86-88	32-2179	503	32-2056 FA21X
	YFB250D~F Timberwolf	92-94	32-2179	503	528
	YFM250W/A/B	89-91	—	528	32-2056 FA21X
	YFM250XN~XS	01-04	32-2085	FA54X	528
	YFM250BT/BV Bruin	05-06	32-2085	FA54X	532
	YFM250BW/Big Bear	07-09	32-2085	FA54X	532
	YFM250R (all) Raptor	08-11	—	FA443X	32-2141 FA84X
	YTZ250N/S Tri-Moto	85-86	32-2006	FA101X	32-2006 FA101X
	YFM350ERT/ERU	87-88	32-2179	503	32-2056 FA21X

YAMAHA® ATV APPLICATION	YEAR	FRONT STD	EBC REF	REAR STD	EBC REF
YFM350 ER (all)	89-95	—	528	32-2056	FA21X
YFM350FWT/FWU	87-88	—	520	32-2056	FA21X
YFM350FWW~FWG	89-95	—	524	32-2056	FA21X
YFM350FWH~FWBK	96-98	—	524	32-2196	516
YFM350FXG~T Wolverine	95-05	32-2085	FA54X	32-2141	FA84X
YFM350V Wolverine 2WD	2006	32-2085	FA54X	—	532
YFM350G Grizzly 2WD	2006	32-2085	FA54X	—	532
YFM350FGI Grizzly IRS	07-11	32-2085	FA54X	—	—
YFM350FGW GrizzlyAuto	07-11	32-2085	FA54X	—	532
YFM350XT/XU Warrior	87-88	32-2006	FA101X	32-2141	FA84X
YFM350X Warrior	89-04	32-2085	FA54X	32-2141	FA84X
YFZ350T/U/W Banshee	87-89	32-2006	FA101X	32-2141	FA84X
YFZ350A~T Banshee	90-06	32-2085	FA54X	32-2141	FA84X
YFM350UL/ULC	1999	32-2085	FA54X	32-2196	516
YFM350FA (all 4x4) Bruin	04-06	32-2085	FA54X	—	532
YFM350A (all 2x4) Bruin	04-06	32-2085	FA54X	—	532
YFM350X Wolverine 2WD	06-09	32-2085	FA54X	—	532
YFM400A Kodiak	00-01	32-2085	FA54X	32-2092	FA307X
YFM400FW Big Bear 4X4	93-99	—	524	32-2196	516
YFM400FWBL Kodiak	1999	32-2085	FA54X	—	528
YFM400FAM~FAP	00-02	32-2085	FA54X	32-2092	FA307X
YFM400FPR Big Bear 2WD	03-04	32-2085	FA54X	32-2196	516
YFM400FWBuckMaster 4x4	2001	32-2085	FA54X	32-2196	516
YFM400F Kodiak	03-04	32-2085	FA54X	—	532
YFM400F Kodiak 4X4	05-06	32-2085	FA54X	32-2092	FA307X
YFM400N Big Bear 2wd	00-04	32-2085	FA54X	32-2196	516
YFM400FT Big Bear 4x4	04-06	32-2085	FA54X	—	532/Y532
YFM400FAR Kodiak	03-04	32-2085	FA54X	32-2092	FA307X
YFM400Kodiak auto 4x4	05-06	32-2085	FA54X	32-2092	FA307X
YFM400FG Grizzly 4x4	07-08	32-2085	FA54X	32-2092	FA307X
YFM400 Big Bear Explor IRS	2007	32-2085	FA54X	—	—
YFM400 Big Bear Hunter IRS	07-10	32-2085	FA54X	—	—
YFM400 Big Bear 4x4 IRS	07-11	32-2085	FA54X	—	—
YFM450FAR/FAS Kodiak	03-04	32-2085	FA54X	32-2092	FA307X
YFM450FAKodiak auto 4x4	05-06	32-2085	FA54X	32-2092	FA307X
YFM450FG Grizzly	07-10	32-2085	FA54X	32-2092	FA307X
YFM450FX Wolverine 4X4	06-10	32-2085	FA54X	32-2092	FA307X
YFZ450 (All)(LF)	04-12	32-2026	FA165X	—	—
YFZ450 (All)(RF)	04-12	32-2027	FA135X	—	—
YFM600Grizzly/Hunter	98-01	32-2141	FA84X	32-2196	516
YFM660F Grizzly/Hunter	02-08	32-2141	FA84X	—	FA344X
YFM660FAHDV sidexside	06-07	32-2141	FA84X	—	FA344X
YFM660R Raptor	01-07	32-2141	FA84X	32-2141	FA84X
YFM700R Raptor(LF)	06-13	32-2026	FA165X	32-2148	FA428X
YFM700R Raptor(RF)	06-13	32-2027	FA135X	32-2148	FA428X

YAMAHA® DUAL SPORT/OFFROAD APPLICATION	YEAR	FRONT STD	EBC REF	REAR STD	EBC REF
DT80K	1983	32-2179	503	32-2179	503
PW80D~S Y-Zinger	92-05	—	—	32-2179	503
YZ80S/T/U/A/B/D1	86-92	32-2339	FA119X	—	—
YZ80E1~N1	93-01	32-2339	FA119X	—	FA84/3R
YZ85P/R/S	02-05	32-2339	FA119X	—	FA84/3R
TT-R90M/N/P/R/S	00-05	32-2179	503	32-2179	503
DT100K	1983	32-2179	503	32-2179	503
MX100K	1983	32-2179	503	32-2179	503
RT100A~M	91-00	32-2179	503	32-2179	503
YZ100F/G/H	79-81	—	504	32-2186	506
YZ100J/K	82-83	32-2179	503	32-2186	506
DT125G/H	80-81	32-2186	506	32-2186	506
IT125G/H	80-81	—	504	32-2186	506
TT-R125M/N/P/R/S	00-09	32-2179	503	32-2179	503
(Note: 17" -drum/14" -drum brake model)					
TT-R125L (all)	00-11	32-2339	FA119X	32-2179	503
(Note: 19" disk/16" -drum brake model)					
XT125J/K/KC	82-83	32-2186	503	32-2179	503
YZ125F/G/H/J	80-82	—	507	32-2186	503
YZ125N/S	85-86	—	FA105X	—	517
YZ125T	1987	—	FA105X	32-2186	506
YZ125U	1988	—	FA105X	32-2006	FA101X
YZ125W	1989	—	FA135X	—	FA84/3R

YAMAHA® DUAL SPORT/OFFROAD APPLICATION	YEAR	FRONT STD	EBC REF	REAR STD	EBC REF
YZ125A	1990	—	FA135X	32-2038	FA152X
YZ125B/D1/E1	91-93	—	FA135X	—	FA152/2X
YZ125F1/G1/H1/J1	94-97	—	FA202X	—	FA152/2X
YZ125K1~P	98-02	32-2292	FA185X	32-2023	FA131X
YZ125R/S/T/V/W	03-07	32-2292	FA185X	32-2035	FA367X
YZ125X/Y/Z/A	08-13	—	FA450R	32-2035	FA367X
DT175G/H	80-81	32-2186	506	32-2186	506
IT175G/H/J/K	80-83	—	507	32-2186	506
MX175G/H	80-81	—	504	32-2186	506
RT180A/B/D	90-92	32-2006	FA101X	32-2186	506
RT180E/G/H/J	93-97	32-2006	FA101X	—	527
BW200 Big Wheel	85-87	32-2179	503	32-2179	503
TW200 Trailway	87-91	32-2186	506	32-2179	503
TW200 Trailway	92-00	—	527	32-2179	503
TW200 Trailway	01-11	—	FA275X	32-2179	503
WR200D	1992	32-2027	FA135X	—	FA152/2X
XT200J/K/KC	82-83	32-2186	506	32-2179	503
TT225S/T	86-87	32-2006	FA101X	32-2179	503
TT-R225L/M/N/P/R	99-03	32-2006	FA101X	32-2179	503
XT225 Serow	92-00	32-2006	FA101X	32-2179	503
XT225N/NC~S/SC	01-07	—	FA275X	32-2179	503
TT-R230	05-13	32-2027	FA135X	—	527
TT250G/H/J	80-82	—	507	32-2186	506
TT-R250	99-06	32-2027	FA135X	32-2038	FA152X
WR250ZB~ZJ	91-97	—	FA135X	32-2038	FA152X
WR250FN/FP	01-02	32-2292	FA185X	32-2023	FA131X
WR250FR/FS/	03-04	32-2292	FA185X	32-2035	FA367X
WR250R Dualsport	08-13	32-2292	FA185X	32-2035	FA367X
WR250X Supermoto	08-11	32-2030	FA142	32-2035	FA367X
WR250Z	91-97	32-2027	FA135X	32-2038	FA152X
XT250G/H/J	80-82	32-2186	506	32-2186	506
XT250K/KC/L/LC	83-84	32-2186	506	32-2186	506
YZ250G	1980	—	507	32-2186	506
YZ250J/K/L	82-84	—	508	32-2186	506
YZ250N/S/T	85-87	—	FA105X	32-2186	506
YZ250U	1988	—	FA105X	32-2006	FA101X
YZ250W	1989	—	FA135X	—	FA84/3R
YZ250A/B	90-91	32-2027	FA135X	32-2038	FA152X
YZ250D/E	92-93	32-2027	FA135X	—	FA152/2X
YZ250F1/G1/H1/J1	94-97	—	FA202X	—	FA152/2X
YZ250K1/L1	98-99	32-2292	FA185X	32-2023	FA131X
YZ250M1/N1/P	00-02	32-2292	FA185X	32-2023	FA131X
YZ250	03-13	32-2922	FA185X	32-2035	FA367X
YZ250FN/FP	01-02	32-2292	FA185X	32-2023	FA131X
YZ250F 4-Stroke	03-13	32-2922	FA185X	32-2035	FA367X
YZ250WR Wide Ratio	1989	32-2027	FA135X	—	FA84/3R
YZ250WR Wide Ratio	1990	32-2027	FA135X	32-2038	FA152X
YZ250W	1989	32-2027	FA135X	—	FA84/3R
TT350S/T	86-87	—	FA105X	32-2186	506
XT350N/NC~A Dual	85-90	32-2006	FA101X	32-2186	506
XT350B/BC~M/MC	91-00	32-2006	FA101X	—	527
WR400FK	1998	32-2292	FA185X	32-2038	FA152X
WR400FL/FM	99-00	32-2292	FA185X	32-2023	FA131X
YZ400FK	1998	32-2292	FA185X	32-2038	FA152X
YZ400FL	1999	32-2292	FA185X	32-2023	FA131X
WR426FN/FP	01-02	32-2292	FA185X	32-2023	FA131X
YZ426FM/FN/FP	00-02	32-2292	FA185X	32-2023	FA131X
WR450F 4-Stroke	03-13	32-2922	FA185X	32-2035	FA367X
YZ450F 4-Stroke	03-13	32-2922	FA185X	32-2035	FA367X
YZ490K	1983	—	508	32-2186	506
YZ490N/S/T/U/W	85-89	—	FA105X	—	510
WR500ZD/ZE	92-93	32-2027	FA135X	32-2038	FA152X
TT600K/L	83-84	—	508	32-2186	506
TT600N/S	85-86	32-2006	FA101X	32-2186	506
XT600L/LC~W/WC	84-89	32-2116	FA81X	—	510
XT600EA/EAC~EGC	90-95	—	FA172X	32-2006	FA101X

YAMAHA® SIDE BY SIDE APPLICATION	YEAR	FRONT STD	EBC REF	REAR STD	EBC REF
YXR450 Rhino - LF	06-09	32-2026	FA165X	32-2148	FA428X
YXR450 Rhino - RF	06-09	32-2027	FA135X	32-2148	FA428X

EQUIPMENT & TOOLS

HARD PARTS

CARB & FUEL

IGNITION/ELECTRICAL

CONTROL

SUSPENSION

ACCESSORIES

MARINE

AUTOMOTIVE

EQUIPMENT & TOOLS

YAMAHA® SIDE BY SIDE APPLICATION

YEAR	FRONT STD	EBC REF	REAR STD	EBC REF	
YXR660 Rhino - LF	04-07	32-2026	FA165X	32-2148	FA428X
YXR660 Rhino - RF	04-07	32-2027	FA135X	32-2148	FA428X
YXR700 Rhino - LF/LR	08-13	32-2026	FA165X	32-2026	FA165X
YXR700 Rhino - RF/RR	08-13	32-2027	FA135X	32-2027	FA135X

HARD PARTS

ATV WHEEL CYLINDER KITS

These new Wheel Cylinder repair kits are great to help restore the full braking power to your ATV Drum Brakes. Kits include Piston & Seals to rebuild (1) WC Assembly.



CARB & FUEL

IGNITION/ELECTRICAL

CONTROL

SUSPENSION

ACCESSORIES

MARINE

AUTOMOTIVE

HONDA® ATV APPLICATION	YEAR	PART #
TRX200/D	90-97	32-6873
TRX250	97-01	32-6873
TRX250TE/TM	02-13	32-6873
TRX300	88-00	32-6873
TRX300FW	88-00	32-6874
TRX350/D	86-89	32-6875
TRX350FE/FM/TE/TM	00-03	32-6874
TRX350FE/FM/TE/TM	04-06	32-6876
TRX400FW	95-98	32-6874
TRX400FW	99-03	32-6876
TRX400FA/FGA	04-07	32-6876
TRX450E/ES	98-01	32-6876
TRX450FE/FM	02-04	32-6876
TRX650FA/FGA	03-05	32-6876

SUZUKI® ATV APPLICATION	YEAR	PART #
LT-F250/T	88-96	32-6880
LT-F250F	99-02	32-6880
LT-4WD	87-98	32-6880
LT-4WDX	91-98	32-6880
LT-F300F	99-01	32-6880

YAMAHA® ATV APPLICATION	YEAR	FRONT
YFM350FW Big Bear 4WD	87-98	32-6884
YFM350U Big Bear 2WD	96-98	32-6884
YFM400FW Kodiak	93-98	32-6884



ATV BRAKE DRUM SEAL KIT

These Brake Drum Seal Kits include the seals and O-rings to rebuild the drum brake systems used on many modern ATV's. Replace these seals when you put in new brake shoes to keep your brakes working strong! Kit sold per wheel. **Made in Japan.**



HONDA® ATV APPLICATION	YEAR	FRONT	REAR
TRX300	88-92	32-6982	32-6983
TRX300FW	88-00	32-6981	32-6983
TRX350D	88-89	32-6981	—
TRX350FE/FM/TE/TM	00-06	—	32-6984
TRX400FA/FGA	04-07	—	32-6984
TRX400FW	95-01	32-6981	—
TRX400FW	95-03	—	32-6984
TRX420FE/FM/TE/TM	07-13	—	32-6985
TRX420FPE/FPM	09-13	—	32-6985
TRX450FE/FM	02-04	—	32-6984
TRX450S/ES	98-01	32-6981	32-6984
TRX500FA	04-14	—	32-6986
TRX500FE/FM	05-13	—	32-6986
TRX500FGA	04-08	—	32-6986
TRX500FPA	09-14	—	32-6986
TRX500FPE	07-13	—	32-6986
TRX500FPM	08-13	—	32-6986
TRX500TM	05-06	—	32-6986

SUZUKI® ATV APPLICATION	YEAR	FRONT	REAR
LT-F250 Quadrunner	89-01	32-6989	—
LT-F250 Quadrunner	02-14	—	32-6990
LT-F250F Quadrunner 4WD	99-02	32-6989	—
LT-Z250 Quadsport	04-09	—	32-6990
LTF-F300F King Quad	99-01	32-6988	32-6991
LTF-F300F King Quad	2002	—	32-6991
LT-4WD Quadrunner	88-96	32-6989	—
LT-F4WD Quadrunner	97-98	32-6989	—
LTF4WDX King Quad	91-93	—	32-6991
LTF4WDX King Quad	93-94	32-6988	32-6991
LTF4WDX King Quad	96-98	32-6988	32-6991
LT-A400/F Vinson Auto	02-15	—	32-6992
LT-F400/F Vinson	02-15	—	32-6992
LT-F500F	98-02	—	32-6991

YAMAHA® ATV APPLICATION	YEAR	FRONT	REAR
YFU1W Pro 4 Hauler	1989	32-6987	—
YFM250 Moto-4	89-91	32-6987	—
YFM350 Moto-4	89-95	32-6987	—
YFB250 Timberwolf 2WD	92-94	—	32-6987
YFB250 Timberwolf 2WD	95-99	32-6987	32-6987
YBF250F Timberwolf 4WD	94-00	32-6987	32-6987
YFM350 Big Bear 2WD	96-98	32-6987	32-6987
YFM350 Big Bear 2WD	1999	—	32-6987
YFM350F Big Bear 4WD	89-95	32-6987	—
YFM350F Big Bear 4WD	96-97	32-6987	32-6987
YFM350F Big Bear 4WD	98-99	—	32-6987
YFM400F Kodiak 4WD	93-98	32-6987	—
YFM400F Kodiak 4WD	93-99	—	32-6987
YFM600 Grizzly 4WD	98-01	—	32-6987

REAR WHEEL DAMPER RUBBER SETS (CUSH DRIVES)

Unavailable except from the Factory until now! These **Made in Japan** replacement cush drives help restore that factory smoothness to your driveline. Available for many popular Street and Off-Road applications. Sold in sets. See listings below.



PART INTERCHANGE GUIDE

HONDA® K&L#	PK. QTY	MFG	REPLACES
32-7730	5	Honda	41241-MT3-003
32-7731	5	Honda	41241-MT8-003
32-7732	4	Honda	41241-MAT-000
32-7736	4	Honda	41241-222-000
32-7737	6	Honda	41241-MC4-010
32-7738	5	Honda	41241-MBB-000

NOTE: O.E. #'S LISTED FOR REFERENCE USE ONLY

DAMPER RUBBER SET APPLICATIONS

APPLICATION	YEAR	PART #
CB/CL100	71-73	32-7736
XL100	76-80	32-7735
CB125S	73-85	32-7736
MT125R	77-78	32-7736
XL125S	79-85	32-7735
XL175	76-78	32-7735
CM185T	78-79	32-7735
XL185S	79-83	32-7735
ATC200X	83-85	32-7735
CM200T	80-82	32-7735
TLR200	86-87	32-7735
XL200R	83-84	32-7735
XR200	80-84	32-7735
XR200R	81-83	32-7735
CB400F CB-1	89-90	32-7734
CBR600F Hurricane	87-90	32-7734
XL600R	83-87	32-7737
XL600V	89-90	32-7737
NX650	88-90	32-7737
VF750C Magna	94-03	32-7733
CBR1000F Hurricane	87-96	32-7733
VTR1000F	98-05	32-7738
CBR1100XX Blackbird	97-03	32-7732
ST1100	99-02	32-7730
VT1100T	98-01	32-7731
VT1100C2	95-97	32-7731
GL1500 GoldWing	88-97	32-7731

SEAT CUSHION RUBBERS FOR HONDA ATV

Replace those worn-out, dry-rotted pieces today! Four piece set is **Made in Japan** to exact replacement specifications.



HONDA®			
25-6384	Replaces 77207-HA0-000		
TRX90/EX/X	93-09	TRX400X	2009
ATC125	86-87	TRX420FA	09-10
TRX125	88-87	TRX420FE	07-10
ATC185	80-83	TRX420FM	07-10
ATC200	81-87	TRX420FPA	09-10
TRX200/D/SX	84-97	TRX420FPAE	09-10
ATC250	83-87	TRX420FPAM	09-10
TRX250	97-0	TRX420TE	07-10
TRX250EX	01-08	TRX420TM	07-10
TRX250R	88-89	TRX450ES	98-01
TRX250TE	02-11	TRX450ER	06-09
TRX250TM	02-09	TRX450FE/FM	02-04
TRX250X	87-92,09	TRX450R	04-09
TRX300	90-00	TRX450S	98-01
TRX300EX	93-08	TRX500FA	01-09
TRX300FW	88-00	TRX500FE	05-09
TRX300X	2009	TRX500FGA	04-08
ATC350X	85-86	TRX500FM	05-11
TRX350	86-87	TRX500FPA	09, 11
TRX350D	87-89	TRX500FPE	07-09, 11
TRX350FE	00-06	TRX500FPM	08-09, 11
TRX350FM	00-06	TRX500TM	05-06
TRX350TE	00-06	TRX650FA	03-05
TRX350TM	00-06	TRX680FA	06-10
TRX400EX	99-08	TRX680FGA	06-09
TRX400FA	04-07	TRX700XX	08-09
TRX400FGA	04-07		
TRX400FW	95-03		

UNIVERSAL CABLE FOR TURBO THROTTLE

Designed to be used with Turbo Throttle. It measures approximately 36 inches long Made in Taiwan. **Sold each.**

22-9104 Universal Throttle Cable.



CABLE ADJUSTERS

27-1164 8mm Cable Adjusters pk/10



EQUIPMENT & TOOLS

HARD PARTS

CARB & FUEL

IGNITION/ELECTRICAL

CONTROL

SUSPENSION

ACCESSORIES

MARINE

AUTOMOTIVE

EQUIPMENT & TOOLS

MOTION PRO THROTTLES

An inexpensive replacement for Japanese OEM units. Two versions are available - The "Gunner Gasser" style "Turbo Throttle" and the Vortex Throttle for cable operated carburetor applications. Legal for all AHRMA - Vintage racing bikes and events, from Trials, Hare Scrambles & Motocross, to Road Racing. **Sold each.**

- 27-8877** Replacement throttle sleeve for Vortex Throttle
- 27-9088** Yamaha Push/Pull Throttle. Fits many YZ/YZF offroad models and FZR street models.
- 27-9090** CR Pro Throttle. Fits Pre-1984 DrumBrake CR models with 34mm or smaller carbs
- 27-9091** CR Competition Throttle. Fits Disc Brake CR models with 30-38mm carbs
- 27-9092** Vortex Throttle. Die-cast aluminum body with a clear gray finish. Based on late-model OEM throttles.
- 27-9100** Turbo Throttle. Polished die-cast aluminum housing. Uses 4-1/2" handle grip and same cable applications as the "Gasser/Whirlpool" type throttles.

HARD PARTS

CARB & FUEL

IGNITION/ELECTRICAL



RUBBER COVER FOR VORTEX THROTTLE INCLUDED

27-9100

27-9092

27-9088

27-9090

27-9091

ATV THUMB THROTTLE ASSEMBLY

For Yamaha Models. Works on Standard 7/8" and most taper bars. OE# 366-26250-00-00. Fits Yamaha Banshee 350 (1987-2006) and Yamaha Blaster 200 (1988-2006)



27-9149 ATV Thumb Throttle Assembly

CONTROL

SUSPENSION

CLASSIC SINGLE 7/8" THROTTLE WITH JACK HAMMER GRIPS

Single pull throttle cable assembly with jack hammer style grips. Features tension adjuster and built in cable adjustment. Chromed aluminum housing and throttle tube. Pre-installed throttle assembly grip



27-9540 Black **27-9544** Chrome

ACCESSORIES

THROTTLE SINGLE

27-9533 Black - 7/8" **27-9531** Chrome - 7/8"
27-9542 Chrome - 1"



MARINE

THROTTLE DUAL

27-9538 Black - 7/8" **27-9537** Chrome - 7/8"
27-9543 Chrome - 1"



AUTOMOTIVE

THROTTLE TUBE

Replaces Honda OEM 53141-200-010. **Sold each.**

27-5969 Nylon Throttle Tube



RETRO GRIPS

29-1994 Fits 7/8" Handlebars.
29-1995 Fits 1" Handlebars.



SUPER STREET FOAM GRIPS

These grips are constructed from durasoft foam. Sold in pairs. Foam grips: Provide a better grip, increase comfort, eliminate blisters, are ergonomic, absorbs vibration and insulates.

29-2252 Super Cruiser 7/8" with chrome end
29-2255 Super Track foam



MOTION PRO DIRT CONTROL FULL WAFFLE GRIPS

29-2308 Dirt Control Grips. Black. Full Waffle.



MOTION PRO DIRT CONTROL HALF WAFFLE GRIPS

29-2309 Dirt Control Grips. Black. Half Waffle



MOTION PRO ROAD CONTROL DIAMOND GRIPS

29-2253 Road Control Grips. Black. Diamond Pattern.



HONDA STYLE CLOSED END GRIPS

29-1989 Fits 7/8" Handlebars.



HONDA STYLE OPEN END GRIPS

29-1990 Fits 7/8" Handlebars



WAFFLE DIAMOND GRIPS - STREET

29-1991 Fits 7/8" Handlebars.

WAFFLE DIAMOND GRIPS - MX

29-1988 Fits 7/8" Handlebars.

FOAM GRIPS WITH CHROME ENDS

29-1997 Fits 7/8" Handlebars.
29-9545 Fits 1" Handlebars



GRIPS - BUFFALO

29-1998 Fits 7/8" Handlebars.
29-1999 Fits 1" Handlebars.



COKE BOTTLE END GRIPS


29-1996 Fits 7/8" Handlebars.
29-1993 Fits 1" Handlebars.



SPLIT-PERCH ASSEMBLIES

An inexpensive replacement for Japanese OEM units. Available in black or polished for cable operated clutch and brake applications. Legal for all AHRMA - Vintage racing bikes and events, from Trials, Hare Scrambles & Motocross, to Road Racing. **Sold each.**

BLACK	POLISHED	APPLICATION
27-9093	——	Honda Clutch
27-9094	27-9098	Honda Cable type Brake
27-9095	27-9099	Kawasaki/Suzuki/Yamaha Clutch
——	27-9106	Kawasaki/Suzuki/Yamaha Cable type brake



UNIVERSAL SPLIT PERCH ASSEMBLY - BRAKE / CLUTCH

Competition two-piece brackets with fast action dog leg style lever. Black perch with polished levers. Complete assembly.

- 27-9096 Brake Perch Assembly
- 27-9097 Clutch Perch Assembly



EARLY CB / CL PERCH AND LEVER SETS FOR HONDA

OEM Replica clutch and brake levers with perches. Fits early Honda CB, CL and CA models from 72-77. Available in aluminum.

- 27-8989 Early CB/CL Perch and Lever set



EARLY CB / CL PERCH AND LEVER SETS FOR HONDA

OEM Replica clutch and brake levers with perches. Fits early Honda CB, CL and CA models from 72-77. Available in black.

- 27-8990 Early CB/CL Perch and Lever set



SUZUKI CLUTCH LEVER/PERCH FOR GSXR

Complete OEM# style lever assembly. Includes lever, perch, adjuster, and switch. Direct replacement for many Suzuki GSXR and TL models. Great for custom application where cable type assembly is needed.

- 27-8991 Suzuki Clutch Lever/Perch for GFSXR



YAMAHA ATV CLUTCH ASSEMBLY

Lever/Perch assembly. Fits OEM# 3JM-82920-10-00. Blaster 03-05, Banshee 97-01, Wolverine 98-05, Warrior 98-05.

- 27-8999 Yamaha ATV Clutch Assembly



YAMAHA ATV BRAKE LEVER ASSEMBLY

Blaster 90-01 Lever/Perch assembly. Fits OEM# 3JM-82920-10-00.

- 27-8993 Yamaha ATV Brake Lever Assembly



EQUIPMENT & TOOLS

HARD PARTS

CARB & FUEL

IGNITION/ELECTRICAL

CONTROL

SUSPENSION

ACCESSORIES

MARINE

AUTOMOTIVE

EQUIPMENT & TOOLS

EMGO SHIFTERS

Designed as OEM replacements. Sold each.

SHIFTER FOR HONDA XL/XR

28-1071 XL/XR models (folding style)



HARD PARTS

SHIFTER FOR KAWASAKI KZ

28-1092 KZ550A/B (80-83), KZ650/C/D/E/F (77-80)



CARB & FUEL

SHIFTER FOR SUZUKI DR650

Fits DR650 96-14. OEM: 25600-32E00. High quality replacement shift lever. Knurled toe end to prevent slippage. The folding toe end can help reduce damage to your bike. Forged 6061 T6 aluminum alloy.

28-1215 Shifter for Suzuki DR650



IGNITION/ELECTRICAL

SHIFTER FOR KAWASAKI NINJA EX250F

Fits 88-07. High quality replacement shift lever. Knurled toe end to prevent slippage. The folding toe end can help reduce damage to your bike. Forged 6061 T6 aluminum alloy.

28-1214 Shifter for Kawasaki



CONTROL

SHIFTER FOR YAMAHA R6/R6S

Forged aluminum folding shift Lever. Fits YZF-R6L/M/SN/P 03-04, YZF-R6RS/R6SR/R6SS 05, YZF-R6T 06-07, YZF-R6SV/SW 99-02.

28-1212 Shifter for Yamaha



SUSPENSION

SHIFTER FOR SUZUKI KATANA

Fits GSX600F 88-06, GSX750F 88-06. Polished forged aluminum.

28-1211 Shifter for Suzuki



ACCESSORIES

SHIFTER FOR SUZUKI TL/GSXR

Repl. OEM# 25600-17C02, 25600-17C03, 25600-33E00, 25600-06B00. Fits SV650S 00-02, GSX-R750 89-91, GSX-R1100 88-92, GSX-R600 93-94, RF600 95-97, TL1000S 98-01, TL1000R 98-03, GSF1200S Bandit 97-99, GSF1200S Bandit 00-03.

28-1216 Shifter for Suzuki



MARINE

SHIFTER FOR HONDA CBR600

Fits CBR600 03-06. Repl. OEM# 24720-MEE-000. Polished forged aluminum.

28-1210 Shifter for Honda



AUTOMOTIVE

EMGO KICKSTARTERS

Sold each. Available for the following applications:

KICKER FOR HONDA Z50 / CT90

Z50AK1/AK2/AK3/AK4/AK5 Mini 50 (69-75), Z50 Mini Trail 50 (76-78), CT70H/HK1 Trail 70 (69-70), CT70K1/K2/K3/K4 Trail 70 (72-75), CT70 Trail 70 (76-79), CT90/K1/K2/K3/K4/K5/K6/CT90 (69-79)

28-1408 28300-126-000, 28300-033-000



KICKER FOR SUZUKI DR/SP

26300-38220, 26300-38211, 26300-38210, 26300-38201, 26300-38200 DR250Z/D/F (82-85), SP250Z/D/F (82-85), DR370C/N (78-79), SP370C/N (78-79), DR400T (1980), SP400T (1980), DR500X/Z/D (81-83), SP500X/Z/D (81-83)

28-1527 Kicker for Suzuki



KICKER FOR YAMAHA XS/TT/XT/SR

Kick starter pedal assembly. Exact reproduction. Repl. Yamaha OEM# 1JN-15610-00-00, 2M0-15620-02-00, 2J2-15610-02-00, 447-15611-00-93. OD is 19.5MM. Available in chrome.

28-1423 Kicker for Yamaha



KICKER FOR YAMAHA RD/XS

Chrome kick starter pedal assembly. Exact reproduction. Replaces Yamaha OEM# 278-15611-00 (lever) and 583-15621-00-00 (splined knuckle). Starter shaft OD: 20MM. Length 10.5". Fits DS7 72, R5 70-72, RD250 73-77, RD350 73-75, RD400 76-77, TX500 73-74, XS500 75-77, XS750 77-78.

28-1430 Kicker for Yamaha



KICKER FOR KAWASAKI KE/KDX

Chrome kick starter pedal assembly. Exact reproduction. Fits KE125 80-82, KDX 175 80-83, KE175 80-83, KDX 250 78-83, KL250 79-80, KLX250 81-86, KX250.

28-1436 Kicker for Kawasaki



KICKER FOR YAMAHA DT

DT125E/F/G/H (78-81), DT175E/F/G/H (78-81)


28-1595 Kicker for Yamaha



KICKER FOR YAMAHA GT/YZ 80

JT1/JT11/JT2-60 Mini Enduro (71-72), JT2MX60 (1972), DT80H/J/K (81-83), GT1/GT80A/B/C Enduro (73-76), GT80E Enduro (1978), GTMX/GTMXA/GTMXB-80 (73-75), GTMXC/GTMXD-80 (76-77), GTMXE/GTMXF-80 (78-79), MX80G/H/J (80-82), YZ80A/B/C/D (74-77)

28-1566 3AY-15620-00-00
2A3-15620-00-00



SUPERBIKE HANDLEBARS

Made of sturdy carbon steel, polished to a high-shine.

- 7/8" diameter
- Available in show-polished finish
- Seamless steel tubing construction

SIZING: STANDARD

- Width: 29"
- Rise: 2-1/2"
- Pullback: 4-3/4"
- Center width: 4-3/4"



28-7318 Superbike Handlebars

DRAG HANDLEBARS

Made of sturdy carbon steel, polished to a high-shine.

- 7/8" diameter
- Available in show-polished finish
- Seamless steel tubing construction

SIZING: STANDARD

- Width: 27-1/2"
- Rise: 0"
- Pullback: 3-1/2"
- Center width: 5"



28-7320 Drag Handlebars

UNIVERSAL STREET 7/8" HANDLEBAR - CHROME

32" wide. 3" rise. 3" pullback. 3" center.

28-7608 Universal Street Handlebar



RECOIL SPRING

Fits all Honda ATC90/110/185/185S/200 & Yam YT125/175. Sold each.

00-9300 Recoil Spring



PULL-START HANDLE

Fits all Honda ATC90/110/185/185S/200. Sold each.

72-0793 Pull-Start Handle



PULL START KIT COMPLETE FOR HONDA MODELS

Kit contains main spring, cover plate, throw-out springs, pawls, D-washers, rope and pull handle. Fits ATC185 80-83, ATC200 81-83, ATC200S 84-86, ATC200E Big Red 82-83

32-0273 Pull Start Kit



CLUBMAN 7/8" HANDLEBAR - CHROME

Fits 7/8" Handlebars. Mounted upright or upside down. 27.5" wide. 4.5" tall/drop. 6.5" center.

28-7604 Clubman 7/8" Handlebar - Chrome



CLUBMAN JR 7/8" HANDLEBAR - CHROME

Fits 7/8" handlebars. Mounted upright or upside down. 24" wide. 3.5" tall/drop. 6" center.

28-7605 Clubman Jr. 7/8" Handlebar - Chrome



CLUBMAN JR 7/8" HANDLEBAR - BLACK

Fits 7/8" Handlebars. Mounted upright or upside down. 24" wide. 3.5" tall/drop. 6" center.

28-7606 Clubman Jr. 7/8" Handlebar - Black



OE-STYLE ATV 7/8" HANDLEBAR FOR HONDA TRX300EX

(Repl. OEM# #53100-HCO-670XC), 30" wide, 4 1/2" rise, 5 1/2" pull-back, 6" center, 3 3/8" inside, 4 5/8" outside (knurling).

28-7611 OE Style ATV 7/8" Handlebar



EQUIPMENT & TOOLS

HARD PARTS

CARB & FUEL

IGNITION/ELECTRICAL

CONTROL

SUSPENSION

ACCESSORIES

MARINE

AUTOMOTIVE

FOOTPEGS FOR KAWASAKI ZX/ZR

OEM# 34028-1428 & 34028-1429. Sold in Pairs.
Fits models Z750S 02-03, ZR-7S 01-05, ZRX1200 04-09, ZX1000 Ninja ZX-10R 99-00, ZX1100 Ninja ZX-11 00-05, ZX1200 Ninja ZX-12R 98-02, ZX600 Ninja ZX-6R 98-03, ZX900 Ninja ZX-9R 05-08, ZZR 600 02-05, ZZR1200 05-06. Sold in Pairs.

28-1570 Footpegs

**FOOTPEGS FOR HONDA F4/1100XX**

OEM# 50635-MBW-000, 50645-MBW-000.
Sold in Pairs. Fits models CBR1100XX Super Blackbird 99-03, CBR600F F4 99-00, VFR1200F 10, VFR1200F 12, VFR800 Interceptor 02-09, Yamaha FZ6R 09-13. Sold in Pairs.

28-1572 Footpegs

**FOOTPEGS FOR HONDA CBR/VFR/VTR**

OEM# 50612-MM5-000 & 50642-MM5-000.
Sold in Pairs. Fits models CB1000 94-95, CB900F 919 02-07, CBR1100XX Super Blackbird 97-98, CBR250R 11-13, CBR900RR 93-97, VTR1000 Super Hawk 98-05. Sold in Pairs.

28-1571 Footpegs

**FOOTPEGS FOR SUZUKI GSX1300R HAYABUSA**

Fits Hayabusa 99-07 and Hayabusa Limited Edition. Sold in Pairs.

28-1575 Footpegs

**FOOTPEGS FOR SUZUKI GSF/GSX**

OEM# 43511-40C00, 43521-40C00.
For models GSF1200S Bandit 97-05, GSF400 Bandit 91-93, GSF600S Bandit 96-03, GSX-R1100 89-98, RF600 94-96. Sold in Pairs.

28-1573 Footpegs

**4.5" MIRROR FOR YAMAHA DT STYLE**

Fits Yamaha DT models only with left hand thread perchs. Sold in pairs.

28-3505 4.5" Mirror

**UNIVERSAL 4.5" MIRROR FOR YAMAHA DT STYLE**

Fits multiple motorcycles with right hand thread perchs. Sold in pairs.

28-3506 Universal Mirror

BAR END MIRROR

Right Handed. Black.

28-5205 Right Mirror

**BAR END MIRROR**

Left Handed. Black.

28-5206 Left Mirror

BAR END MIRROR

Right Handed. Polished.

28-5222 Right Mirror

**BAR END MIRROR**

Left Handed. Polished.

28-5223 Left Mirror

MIRROR FOR KAWASAKI EX250J

Fits 08-12.

28-3510 Left

28-3509 Right

**MIRROR FOR KAWASAKI EX250F**

Fits 96-07.

28-3508 Left

28-3507 Right

**MIRROR FOR SUZUKI KATANA GSX600/750**

Fits 98-06 models.

28-3515 Right

28-3516 Left

**MIRROR FOR SUZUKI DL650/1000**

Fits 02-11 models.

28-3517 Right

28-3518 Left

**VT/VF MIRROR**

Replaces OEM# 88120-MF9-000.

28-3503 Right

Replaces OEM# 88110-MF9-000.

28-3504 Left

**UTV/SXS UNIVERSAL MIRROR W/CLAMPS**

Comes with 1.5", 1.75", and 2" mounting clamps.

28-3513 Universal Mirror



HONDA GOLDWING FAIRING MOUNT MIRRORS

Sold each or in pairs where indicated.

- 28-3096** GL1100/A/I (80-83), Left & Right chrome (Pair)
28-3130 GL1100/A/I (80-83), Left side fairing mount (ea.) chrome
28-3131 GL1100/A/I (80-83), Right side fairing mount (ea.) chrome
28-8792 GL1200/A/I (84-87 usa), Left side fairing mount (ea.) black
28-8791 GL1200/A/I (84-87usa), Right side fairing mount (ea.) black

**HONDA CBR 929RR/954RR MIRRORS**

Replacement mirrors for CBR929RR (00-01), CBR954RR (02-03). Sold each.

- 28-3048** Right side fairing mount



28-3048

HONDA CBR/VFR MIRRORS

Replacement mirrors for: CBR600F2/F3 "Hurricane" (91-94), CBR1000F (93-96) VFR750F (90-97) VFR800F (98-99). Sold each.

- 28-3116** Left side fairing mount
28-3114 Right side fairing mount

**KAWASAKI NINJA EX500, ZX6R/7/7R MIRRORS**

With rubber mounting boot.

Fits: EX500 (94-09), ZX600F Ninja ZX6R (95-97), Ninja ZX7 & ZX7R (89-03) Sold each.

- 28-3793** Left side fairing mount, black
28-3792 Right side fairing mount, black



28-3792, 28-3793

HONDA CBR600RR & CBR1000RR MIRRORS

Replacement mirrors for: CBR600RR (2003-2012), CBR1000RR (2004-2007) Sold each. (L&R)

- 28-3235** Left side fairing mount
28-3236 Right side fairing mount

**KAWASAKI NINJA ZX6R/ZZR600/ZX9R MIRRORS**

Fits ZX600 Ninja ZX-6R (98-02), ZZR600 (05-08) and ZX900 Ninja ZX-9R (98-01). Sold each.

- 28-3086** Left side fairing mount
28-3085 Right side fairing mount



28-3086

EQUIPMENT & TOOLS

HARD PARTS

CARB & FUEL

IGNITION/ELECTRICAL

CONTROL

SUSPENSION

ACCESSORIES

MARINE

AUTOMOTIVE

EQUIPMENT & TOOLS

SUZUKI GSX-R STYLE MIRRORS

Sold each.



28-3833, 28-3834

HARD PARTS



28-3856

28-3860

CARB & FUEL

GSX-R600 (97-00), GSX-R750 (96-99) & RF600R/RF900R (all)

28-3834 Left Side fairing mount

GSX-R600 (97-00), GSX-R750 (96-99) & RF600R/RF900R (all)

28-3833 Right Side fairing mount

GSX-R600 (2001), GSX-R750 (00-01), GSX-R1000 (2001) & GSX1300R Hayabusa

28-3856 Right Side fairing mount

IGNITION/ELECTRICAL

GSX-R600/750(02-03)/1000 (2002)

28-3859 Right Side fairing mount

CONTROL

YAMAHA V-MAX & VIRAGO MIRRORS

Fits XJ700/XV700/XV750/XV1100

Virago (all) and VMX12 V-Max (85-07) Sold each.

28-3801 Left side mount

28-3794 Right side mount



28-3801, 28-3794

SUSPENSION

ACCESSORIES

DELUXE GP MIRRORS

Sold in Pairs. 10mm mount.

28-3779 Short stem-universal



MARINE

SPORT CRUISER

Sold in pairs and each.

28-4006 LH/RH Chrome with 10mm mount for Hon/Kaw/Suz or universal applications. Sold each.

28-2300 RH Chrome with 10mm mount for Yamaha only (reverse thread). Sold each.

28-3789 Chrome for Yamaha with RH reverse thread. Sold in pairs.



28-4006

AUTOMOTIVE

YAMAHA R1/R6 MIRRORS

Fits R1 (98-01), R6 (99-01). Sold each.

28-3227 Left side fairing mount



YAMAHA YZF600/750 MIRRORS

Fits YZF600 (95-07)/750 (94-98) FZR1000 (94-95) Sold each.

NOTE: YAMAHA MIRRORS LISTED ARE BLACK AND WILL FIT APPLICATIONS THAT USE OEM WHITE MIRRORS.

28-3818 Left side fairing mount

28-3817 Right side fairing mount



28-3818, 28-3817

SUZUKI KATANA STYLE MIRROR

Sold each.

28-3770 Left side fairing mount GSX600/750 Katana (88-97)

28-3765 Right side fairing mount GSX600/750 Katana (88-97)



28-3770, 28-3765



MIRROR BRACKET

Great for Dual Sport and custom cruiser applications!

28-3819 Universal Mirror Bracket 7/8" (black 10mm)



YAMAHA CRUISER MIRRORS

Fits XVS650 V-Star (98-10), XVS1100 V-Star (99-09), XVS1300 (07-11), XVZ1300 (05-10), XVZ1300 Royal Star (96-01), XV1600 Road Star (99-03), XV1700 Road Star(96-01), and XV1700 Road Star Warrior (02-09). Sold each.

28-3230 Left side mount

28-3228 Right side mount



28-3228



28-3230

BAR END WEDGE MIRROR

Fits 7/8" handlebar RH or LH side. Sold each.

28-5208 Matte Black





SUSPENSION

TOOLS / SEALS / KITS / ETC.

SUSPENSION

EMGO CLASSIC SHOCKS

These shocks are available in chrome or glossy black body, both feature short upper shroud with dual chrome springs upper collar and stepped pre-load adjuster. Each shock set includes 10, 12, 14mm bushings and Preload Wrench **Sold in Pair**



EQUIPMENT & TOOLS

HARD PARTS

CARB & FUEL

IGNITION/ELECTRICAL

CONTROL

SUSPENSION

ACCESSORIES

MARINE

AUTOMOTIVE

DESCRIPTION	TYPE	BLK/ CHR	CHROME
Classic Shock 335mm	EYE / EYE	31-8469	31-8262
Classic Shock 340mm	EYE / CLEVIS	31-8470	31-8263
Classic Shock 365mm	EYE / CLEVIS	31-8474	31-8264
Classic Shock 325mm	EYE / EYE	31-8475	31-8261

SHOCK SET INCLUDES 10, 12, 14MM BUSHINGS AND PRELOAD WRENCH

HONDA®					
APPLICATION	YEAR	LENGTH	TYPE	BLK/CHR	CHROME
CB350F	73-74	340mm	E/C	31-8470	31-8263
CB/CL350	69-73	340mm	E/C	31-8470	31-8263
SL350	69-72	340mm	E/C	31-8470	31-8263
CB360	1974	340mm	E/C	31-8470	31-8263
CJ360	76-77	340mm	E/C	31-8470	31-8263
CL360	74-75	340mm	E/C	31-8470	31-8263
CB400F	75-77	340mm	E/C	31-8470	31-8263
CM400	79-81	340mm	E/C	31-8470	31-8263
CB450K1-K7	68-74	340mm	E/C	31-8470	31-8263
CL450K2-K6	70-74	340mm	E/C	31-8470	31-8263
CM450A/C/E	81-83	340mm	E/C	31-8470	31-8263
CB500K	71-73	340mm	E/C	31-8470	31-8263
CB500T	75-76	340mm	E/C	31-8470	31-8263
CX500C/D	78-82	325mm	E/E	31-8475	31-8261
VT500FT Ascot	83-84	325mm	E/E	31-8475	31-8261
XBR500	87-89	325mm	E/E	31-8475	31-8261
CB550F/K	75-77	340mm	E/C	31-8470	31-8263
CB650C Custom	79-82	340mm	E/C	31-8470	31-8263
CB650SC Nighthawk	1982	365mm	E/C	31-8474	31-8264
CB650SC Nighthawk	83-85	325mm	E/E	31-8475	31-8261
VF700C Magna	85-87	325mm	E/E	31-8475	31-8261
CB700SC N/H	84-86	340mm	E/C	31-8470	31-8263
VT750C Shadow	1983	325mm	E/E	31-8475	31-8261
CB750K	70-75	340mm	E/C	31-8470	31-8263
CB750A/F	76-78	340mm	E/C	31-8470	31-8263
CB750C/SC	80-83	340mm	E/C	31-8470	31-8263
CB750F/K/LTD	79-82	365mm	E/C	31-8474	31-8264
CB900C Custom	80-82	325mm	E/E	31-8475	31-8261
CB900F	81-82	365mm	E/C	31-8474	31-8264
CBX	79-82	365mm	E/C	31-8474	31-8264
GL1000 Goldwing	75-79	340mm	E/C	31-8470	31-8263
CB1000C Custom	1983	325mm	E/E	31-8475	31-8261
CB1100F	1983	365mm	E/C	31-8474	31-8264

KAWASAKI®					
APPLICATION	YEAR	LENGTH	TYPE	BLK/CHR	CHROME
KZ200	78-79	325mm	E/E	31-8475	31-8261
KZ250	80-83	325mm	E/E	31-8475	31-8261
KH250	73-76	325mm	E/E	31-8475	31-8261
KZ305 A/B CSR	81-88	325mm	E/E	31-8475	31-8261
KH400 A3-A4	75-76	325mm	E/E	31-8475	31-8261
S3 A-400	74-75	325mm	E/E	31-8475	31-8261
KZ400	74-79	325mm	E/E	31-8475	31-8261
H1A-F/KH500	69-76	325mm	E/E	31-8475	31-8261
KZ550 C1-C4	80-83	325mm	E/E	31-8475	31-8261
KZ550 D1(GPZ)	1981	335mm	E/E	31-8469	31-8262
KZ550 A1-A3	80-82	335mm	E/E	31-8469	31-8262
KZ650B/C/D/E/F/H	77-83	325mm	E/E	31-8475	31-8261
VN700 A1 Vulcan	1985	325mm	E/E	31-8475	31-8261
H2-750	72-75	325mm	E/E	31-8475	31-8261
KZ750B1 - B4	76-79	325mm	E/E	31-8475	31-8261
KZ750E/H/R	80-83	335mm	E/E	31-8469	31-8262
VN750 Vulcan	86-88	325mm	E/E	31-8475	31-8261
KZ900A/B	1976	335mm	E/E	31-8469	31-8262
Z1/Z2	73-75	335mm	E/E	31-8469	31-8262
KZ1000	77-83	335mm	E/E	31-8469	31-8262
KZ1100	81-83	335mm	E/E	31-8469	31-8262

SUZUKI®					
APPLICATION	YEAR	LENGTH	TYPE	BLK/CHR	CHROME
GT185	72-77	325mm	E/E	31-8475	31-8261
GS250	80-81	325mm	E/E	31-8475	31-8261
GT250/L/M/A/B/C	73-78	325mm	E/E	31-8475	31-8261
T250	70-73	325mm	E/E	31-8475	31-8261
GS300	83-85	335mm	E/E	31-8469	31-8262
T350	70-73	325mm	E/E	31-8475	31-8261
GT380	72-77	325mm	E/E	31-8475	31-8261
GN400	80-82	335mm	E/E	31-8469	31-8262
GS400	77-78	325mm	E/E	31-8475	31-8261
GS425	1979	335mm	E/E	31-8469	31-8262
GS450	80-83	335mm	E/E	31-8469	31-8262
GT500	75-77	325mm	E/E	31-8475	31-8261
RE5 (ROTARY)	75-76	340mm	E/C	31-8470	31-8263
T500	71-75	325mm	E/E	31-8475	31-8261
GS550	77-82	335mm	E/E	31-8469	31-8262
GT550	72-77	325mm	E/E	31-8475	31-8261
GS650EX/GLX	1981	335mm	E/E	31-8469	31-8262
GS650GLX	1982	325mm	E/E	31-8475	31-8261
VS700 Intruder	85-86	325mm	E/E	31-8475	31-8261
GS750	77-83	340mm	E/C	31-8470	31-8263
GT750	72-77	325mm	E/E	31-8475	31-8261
GS850	78-82	335mm	E/E	31-8469	31-8262
GS1000	78-82	340mm	E/C	31-8470	31-8263
GS1100E	80-83	340mm	E/C	31-8470	31-8263
GS1100G	82-83	335mm	E/E	31-8469	31-8262
GS1100LT	1980	340mm	E/C	31-8470	31-8263
GS1100SD KATANA	1983	340mm	E/C	31-8470	31-8263


YAMAHA®					
APPLICATION	YEAR	LENGTH	TYPE	BLK/CHR	CHROME
RD250	73-75	335mm	E/E	31-8469	31-8262
RD250E	78-79	325mm	E/E	31-8475	31-8261
RD350	73-75	335mm	E/E	31-8469	31-8262
XS360	76-77	335mm	E/E	31-8469	31-8262
RD400C/D/E/F	76-79	325mm	E/E	31-8475	31-8261
XS400	77-81	325mm	E/E	31-8475	31-8261
SR500	78-81	325mm	E/E	31-8475	31-8261
XS500	75-77	325mm	E/E	31-8475	31-8261
XJ550	81-83	325mm	E/E	31-8475	31-8261
TX650	73-74	335mm	E/E	31-8469	31-8262
XJ650	80-83	325mm	E/E	31-8475	31-8261
XS650	75-83	325mm	E/E	31-8475	31-8261
XV700 Virago	84-86	325mm	E/E	31-8475	31-8261
XJ750	81-83	325mm	E/E	31-8475	31-8261
XS750	77-78	325mm	E/E	31-8475	31-8261
XS850	80-81	325mm	E/E	31-8475	31-8261
XJ900 Seca	1983	325mm	E/E	31-8475	31-8261
XJ1100 Maxim	1982	325mm	E/E	31-8475	31-8261
XS1100	79-81	325mm	E/E	31-8475	31-8261
XV1100 Virago	84-86	325mm	E/E	31-8475	31-8261
XV1100S/SG	1986	325mm	E/E	31-8475	31-8261
VMX-12N/NC VMAX	1985	325mm	E/E	31-8475	31-8261



K&L RAZORBACK SHOCK SPRING TOOL

The Razorback is the Shock Spring Tool that does it all. Single Shocks, Dual Shocks, even Piggyback Reservoir shocks can be safely handled with this tool. Its safetygate system encloses the entire shock while the spring is being compressed, eliminating the chance of a spring breaking free under load. The Razorback even has a tab for clamping in your bench vise, making spring changes safe, simple, and profitable.

35-9406 Razorback Shock Spring Tool




SHOCK SPANNERS

Made from Forged alloy steel. Used to Adjust the ring nut on shock absorbers. Great for shop or home use. Available in 40-45mm and 60-65mm sizes to fit most applications.

35-6462 Shock Spanner (40-45mm)


35-6464 Shock Spanner (60-65mm)



PIVOT SUSPENSION VISE

Designed to make suspension service simple and quick. Holds shocks and forks securely while you change oil, re-valve, or change seals. Pivoting head holds parts in any position, with mechanical stops every 45 degrees. Aluminum Soft Jaw Vise holds cylindrically shaped parts utilizing a 4 point grip system

35-8688 Pivot Suspension Vise



EQUIPMENT & TOOLS

HARD PARTS

CARB & FUEL

IGNITION/ELECTRICAL

CONTROL

SUSPENSION

ACCESSORIES

MARINE

AUTOMOTIVE



K&L FORK TUBE REBUILD KIT

Highest quality kit available. **Made in Japan.** Kit includes 1 fork seal, 1 dust seal (wiper), 1 inner bushing, 1 outer bushing and 1 circlip. to rebuild Qty-1 fork. **ORDER QTY-2 KITS FOR COMPLETE FORK REBUILDS.**

K&L FORK TUBE REBUILD KIT DIMENSIONS

FORK SEAL DIMENSION	FORK TUBE REBUILD KIT	FORK SEAL DIMENSION	FORK TUBE REBUILD KIT
38x50x8/9.5mm	15-5368	43x55x9.5/10mm	15-5096
38x50x8/9.5mm	15-5369	43x55x9.5/10mm	15-5108
41x53x8/9.5mm	15-5264	43x55x9.5/10mm	15-5207
41x53x8/9.5mm	15-5363	46x58x9.5/11mm	15-5098
41x54x11mm	15-5241	47x58x10mm	15-5110
41x54x11mm	15-5231	48x58x11mm	15-5103
43x54x11mm	15-5367	48x58x11mm	15-5240

K&L FORK TUBE REBUILD KIT APPLICATIONS

HONDA® STREET APPLICATION	YEAR	FORK SEAL DIMENSION	FORK TUBE REBUILD KIT
CB400F CB1	89-90	41x54x11mm	15-5231
CB600F	2004	41x54x11mm	15-5231
CBR600F2 Hurricane	91-94	41x54x11mm	15-5231
CBR600F3 Hurricane	95-98	41x54x11mm	15-5231
CBR600F3 SJR	1996	41x54x11mm	15-5231
CBR600SE	1998	41x54x11mm	15-5231
CBR600RR	05-11	41x54x11mm	15-5231
NT650 Hawk GT	88-91	41x54x11mm	15-5231
CB750 Nighthawk 750	91-01	41x54x11mm	15-5231
RVF750R RC45	1994	41x54x11mm	15-5231
VF750C Magna	94-00	41x54x11mm	15-5231
VF750CD Magna Deluxe	95-96	41x54x11mm	15-5231
VF750C2 Magna Deluxe	97-00	41x54x11mm	15-5231
VFR750F	90-97	41x54x11mm	15-5231
PC800 Pacific Coast	89-90	41x54x11mm	15-5231
PC800 Pacific Coast	94-98	41x54x11mm	15-5231
VFR800Fi Interceptor	98-01	41x54x11mm	15-5231
CB1000	94-95	43x54x11mm	15-5367
CBR1000F Hurricane	87-88	41x54x11mm	15-5231
CBR1000F Hurricane	90-96	41x54x11mm	15-5231
VF1000R	85-86	41x54x11mm	15-5231
VTR1000F Super Hawk	98-06	41x54x11mm	15-5231
CBR1100XX Blackbird	97-98	43x54x11mm	15-5367
ST1100	91-02	41x54x11mm	15-5231
ST1100A (ABS)	92-95	41x54x11mm	15-5231
ST1100A (ABS)	96-02	43x54x11mm	15-5367
VF1100S V65 Sabre	84-85	41x54x11mm	15-5231
VT1100C2 Shadow ACE	95-99	41x54x11mm	15-5231
VT1100C3 Shadow Aero	98-02	41x54x11mm	15-5231
VT1100D2 ACE	1999	41x54x11mm	15-5231
VT1100T ACE Tourer	98-00	41x54x11mm	15-5231
VTX1300 C/R/S/T	03-09	41x54x11mm	15-5231
GL1500 Goldwing	88-90	41x54x11mm	15-5231
GL1500A Aspencade	91-00	41x54x11mm	15-5231
GL1500I Interstate	91-96	41x54x11mm	15-5231
GL1500SE Goldwing SE	90-00	41x54x11mm	15-5231

HONDA® OFFROAD APPLICATION	YEAR	FORK SEAL DIMENSION	FORK TUBE REBUILD KIT
CR125R	94-96	43x55x9.5/10mm	15-5096
CR125R	97-06	46x58x9.5/11mm	15-5098
CR250R	1995	43x55x9.5/10mm	15-5096
CR250R	1996	46x58x9.5/11mm	15-5098
CR250R	97-08	47x58x10mm	15-5110
CRF250R	04-09	47x58x10mm	15-5110
CRF250R	10-14	48x58x11mm	15-5240
CRF250X	04-12	47x58x10mm	15-5110
CRF450R	02-08	47x58x10mm	15-5110
CRF450R	09-14	48x58x11mm	15-5240
CRF450X	05-12	48x58x10mm	15-5110
CR500R	1995	43x55x9.5/10mm	15-5096
CR500R	96-01	46x58x9.5/11mm	15-5098



KAWASAKI® STREET APPLICATION	YEAR	FORK SEAL DIMENSION	FORK TUBE REBUILD KIT
ZX600C1~C10 Ninja 600R	88-97	38x50x8/9.5mm	15-5368
ZX600DNinja ZX-6	90-93	41x54x11mm	15-5231
ZX600E1~E10 Ninja ZX-6	93-02	41x54x11mm	15-5231
ZX600E11/E12 ZZR600	03-04	41x54x11mm	15-5231
ZX600F1/F2/F3 Ninja ZX-6R	95-97	41x53x8/9.5mm	15-5363
ZR750C1/C2/C3 Zephyr 750	91-93	41x53x8/9.5mm	15-5363
ZX750F Ninja 750R	87-90	38x50x8/9.5mm	15-5368
ZX750H1/H2 Ninja ZX-7	89-90	43x55x9.5/10mm	15-5108
ZX750K1/K2 Ninja ZX-7R	91-92	41x53x8/9.5mm	15-5264
ZX750L1/L2/L3 Ninja ZX-7	93-95	41x53x8/9.5mm	15-5264
ZX750M1/M2 Ninja ZX-7R	93-94	41x53x8/9.5mm	15-5264
VN800A1~A11 Vulcan 800	95-05	41x54x11mm	15-5231
VN800B1~B9 Vulcan Classic	96-04	41x54x11mm	15-5231
VN800C1/C2 Vulcan Drifter	99-00	41x54x11mm	15-5231
VN800E1/E2/E3/E4/E5	01-06	41x54x11mm	15-5231
ZX900A1/A2/A3 Ninja 900R	84-86	38x50x8/9.5mm	15-5368
ZX900B Ninja ZX-9R	94-97	41x53x8/9.5mm	15-5264
ZG1000A9~A13 Concours	94-98	41x53x8/9.5mm	15-5363
ZR1000A1/A2/A3 Z1000	03-05	41x54x11mm	15-5231
ZX1000B1/B2/B3 Ninja ZX-10	88-90	41x53x8/9.5mm	15-5363
ZR1100A Zephyr	92-95	43x55x9.5/10mm	15-5108
ZR1100C/D ZRX1100	97-00	43x55x9.5/10mm	15-5207
ZX1100C Ninja ZX-11	90-93	43x55x9.5/10mm	15-5108
ZX1100D1~D9 Ninja ZX-11	93-01	43x55x9.5/10mm	15-5108
ZX1100E1/E2/E3 GPz	95-97	41x53x8/9.5mm	15-5363
ZX1100F1 GPz (ABS)	1996	41x53x8/9.5mm	15-5363
ZR1200A1~A5 ZRX1200	01-05	43x55x9.5/10mm	15-5207
ZG1200A/B Voyager XII	86-03	41x54x11mm	15-5231
VN1500A1~A9 Vulcan 88	87-95	41x54x11mm	15-5231
VN1500A10/A11/A12 Vulcan	96-98	41x54x11mm	15-5231
VN1500B Vulcan 88SE	87-90	41x54x11mm	15-5231
VN1500C3/C4 Vulcan 1500L	96-97	41x54x11mm	15-5231
VN1500D 1500 Classic	96-98	41x54x11mm	15-5231
VN1500E1~E8 Vulcan Classic	98-05	41x54x11mm	15-5231
VN1500G1 Vulcan Nomad	1999	41x54x11mm	15-5231
VN1500G1A Vulcan Nomad	1999	41x54x11mm	15-5231
VN1500G2A Vulcan Nomad	2000	41x54x11mm	15-5231
VN1500J1/J2 Vulcan Drifter	99-00	41x54x11mm	15-5231
VN1500L Vulcan Nomad FI	00-03	41x54x11mm	15-5231
VN1500N1 Vulcan Classic FI	2000	41x54x11mm	15-5231
VN1500R3 Vulcan Drifter	2003	41x54x11mm	15-5231

KAWASAKI® OFFROAD APPLICATION	YEAR	FORK SEAL DIMENSION	FORK TUBE REBUILD KIT
KX125H2/J1/J2/K1/K2	91-95	43x55x9.5/10mm	15-5096
KX125K3/K4/K5/L1/L2/L3	96-01	46x58x9.5/11mm	15-5098
KX125L4/M1/	02-03	48x58x11mm	15-5103
KX125L4/M1/M2 /M3	04-05	48x58x11mm	15-5240
KDX250D1/D2/D3/D4	91-94	43x55x9.5/10mm	15-5096
KLX250D2/D3/D4	94-96	43x55x9.5/10mm	15-5096
KLX250S	06-10	43x55x9.5/10mm	15-5096
KLX250SF	09-10	43x55x9.5/10mm	15-5096
KX250H2/J1/J2/K1/K2	91-95	43x55x9.5/10mm	15-5096
KX250K3/K4/K5/L1/L2/L3	96-01	46x58x9.5/11mm	15-5098
KX250L4/M1	02-03	48x58x11mm	15-5103
KX250M2/M3	04-05	48x58x11mm	15-5240
KX250M2/M3	2006	47x58x10mm	15-5110
KX250N1 KX250F (4-stroke)	04-05	48x58x11mm	15-5240
KX250F (4-stroke)	06-12	47x58x10mm	15-5110
KLX300A2~A10	97-07	43x55x9.5/10mm	15-5096
KX500E3/E4/E5/E6/E7/E8	91-96	43x55x9.5/10mm	15-5096
KX500E9~E16	97-04	46x58x9.5/11mm	15-5098
KLX650A1/A2/A3 KLX650R	93-95	43x55x9.5/10mm	15-5096
KLX650C Dual Sport	93-96	43x55x9.5/10mm	15-5096
KLX650D1 KLX650R	1996	43x55x9.5/10mm	15-5096

SUZUKI® STREET APPLICATION	YEAR	FORK SEAL DIMENSION	FORK TUBE REBUILD KIT
GSF600ST/SV/SW Bandit	96-98	41x53x8/9.5mm	15-5363
GSX600F/FP/FR/FS/FT Katana	88-96	41x54x11mm	15-5241
GSX600FV Katana	1997	41x54x11mm	15-5231
RF600RR/RS/RT	94-96	41x54x11mm	15-5231
GSX750F Katana	89-96	41x54x11mm	15-5241
GSX750FV Katana	1997	41x54x11mm	15-5231
GSX-R750G/H	86-87	41x53x8/9.5mm	15-5363
GSX-R750M/N	91-92	41x54x11mm	15-5241
GSX-R750	96-03	43x54x11mm	15-5367
RF900RR, All	94-97	43x54x11mm	15-5367
DL1000 V-Strom	02-12	43x54x11mm	15-5367
TL1000R	98-03	43x55x9.5/10mm	15-5207
TL1000S	97-01	43x55x9.5/10mm	15-5108
GSX1100G Shaft	91-93	43x55x9.5/10mm	15-5108
GSX-R1100G/H/J	86-88	41x53x8/9.5mm	15-5363
GSX-R1100K/L	89-90	43x55x9.5/10mm	15-5108
GSX-R1100M/N	91-92	41x53x8/9.5mm	15-5264
GSX-R1100WP/WR	93-94	41x53x8/9.5mm	15-5264
GSX-R1100W	95-98	43x55x9.5/10mm	15-5108
GSF1200S Bandit	97-00	43x54x11mm	15-5367
GSF1200SAV Bandit	1997	43x54x11mm	15-5367
GSF1200SK1/SK2 Bandit	01-02	43x54x11mm	15-5367

SUZUKI® OFFROAD APPLICATION	YEAR	FORK SEAL DIMENSION	FORK TUBE REBUILD KIT
RM125K1-K8	01-08	47x58x10mm	15-5110
RM250K1/K2/K3	01-03	46x58x9.5/11mm	15-5098
RM250K4 -K8	04-08	47x58x10mm	15-5110
RM-Z250 (4-stroke)	07-11	48x58x11mm	15-5240
RM-Z450 (4-stroke)	05-11	47x58x10mm	15-5110

YAMAHA® STREET APPLICATION	YEAR	FORK SEAL DIMENSION	FORK TUBE REBUILD KIT
FZR400	88-90	38x50x8/9.5mm	15-5368
YP400 Majesty	05-10	41x53x8/9.5mm	15-5363
FZR600	89-97	38x50x8/9.5mm	15-5368
XJ600SD/SDC/SE/SEC Seca II	92-93	38x50x8/9.5mm	15-5368
YZF600RG/RGC/RH/RHC	95-96	41x53x8/9.5mm	15-5264
YZF600R	97-04	41x53x8/9.5mm	15-5363
YZF-R6	99-04	43x55x9.5/10mm	15-5207
XVS650 V-Star (all)	98-11	41x53x8/9.5mm	15-5363
XJ700N/NC/S/SC Maxim	85-86	38x50x8/9.5mm	15-5369
XJ700X Maxim X	85-86	38x50x8/9.5mm	15-5369
XV700L/LC/N/NC Virago	84-85	38x50x8/9.5mm	15-5369

YAMAHA® STREET APPLICATION	YEAR	FORK SEAL DIMENSION	FORK TUBE REBUILD KIT
XV700 Virago	86-87	38x50x8/9.5mm	15-5369
XV700SS/SSC Virago	1986	38x50x8/9.5mm	15-5369
FZR750RT	1987	41x53x8/9.5mm	15-5363
XV750U/UC~F/FC Virago	88-94	38x50x8/9.5mm	15-5369
XV750G/GC/H1/HC1 Virago	95-96	38x50x8/9.5mm	15-5368
XV750J1/JC1 Virago	1997	38x50x8/9.5mm	15-5368
YZF750RF/RFC	1994	41x53x8/9.5mm	15-5264
YZF750R	96-98	41x53x8/9.5mm	15-5363
XVS950 V-Star (all)	09-11	41x53x8/9.5mm	15-5363
FZR1000T/TC/UJUC	87-88	41x53x8/9.5mm	15-5363
FZR1000W/WC/A/AC	89-90	43x55x9.5/10mm	15-5108
FZR1000B/BC/D/DC/E/EC	91-93	41x53x8/9.5mm	15-5264
XV1000 Virago	1984	38x50x8/9.5mm	15-5369
XV1100 Virago	89-94	38x50x8/9.5mm	15-5369
XV1100 Virago	95-97	38x50x8/9.5mm	15-5368
XVS1100 V-Star (all)	99-09	41x53x8/9.5mm	15-5363
FJ1100L/LC/N/NC	84-85	41x53x8/9.5mm	15-5363
FJ1200AD/ADC (ABS)	92-93	41x53x8/9.5mm	15-5363
FJ1200	86-92	41x53x8/9.5mm	15-5363
VMX12 V-Max	93-98	43x55x9.5/10mm	15-5108
VMX12 V-Max	99-04	43x55x9.5/10mm	15-5207
XVS1300 V-Star (all)	07-11	41x53x8/9.5mm	15-5363

YAMAHA® OFFROAD APPLICATION	YEAR	FORK SEAL DIMENSION	FORK TUBE REBUILD KIT
YZ125B1/D1/E1/F1/G1	91-95	43x55x9.5/10mm	15-5096
YZ125	96-03	46x58x9.5/11mm	15-5098
YZ125	04-12	48x58x11mm	15-5240
WR250Z	91-97	43x55x9.5/10mm	15-5096
WR250FN/FP/FR/FS (4-stroke)	01-04	46x58x9.5/11mm	15-5098
WR250F (4-stroke)	05-11	48x58x11mm	15-5240
YZ250F (4-stroke)	01-03	46x58x9.5/11mm	15-5098
YZ250F (4-stroke)	04-13	48x58x11mm	15-5240
YZ250B1/D1/E1/F1/G1	91-95	43x55x9.5/10mm	15-5096
YZ250	96-03	46x58x9.5/11mm	15-5098
YZ250	04-12	48x58x11mm	15-5240
WR400FK/FL/FM (4-stroke)	98-00	46x58x9.5/11mm	15-5098
YZ400FK/FL (4-stroke)	98-00	46x58x9.5/11mm	15-5098
WR426FN/FP (4-stroke)	01-02	46x58x9.5/11mm	15-5098
YZ426FM/FN/FP (4-stroke)	00-02	46x58x9.5/11mm	15-5098
WR450FR (4-stroke)	03-04	46x58x9.5/11mm	15-5098
WR450F (4-stroke)	05-13	48x58x11mm	15-5240
YZ450F (4-stroke)	2003	46x58x9.5/11mm	15-5098
YZ450F (4-stroke)	05-13	48x58x11mm	15-5240
WR500ZD/ZE	92-93	43x55x9.5/10mm	15-5096

ULTRA SLICK SEAL GREASE

1 oz. container.

35-8682 Ultra Slick Seal Grease



FORK AND SHOCK PUMP 0-60 PSI

Air pump designed for forks and shocks that require low pressures. This pump has a convenient bleeder valve and a flexible hose that allows access into tight spaces.

35-8664 Fork and Shock Pump 0-60 PSI



EQUIPMENT & TOOLS

HARD PARTS

CARB & FUEL

IGNITION/ELECTRICAL

CONTROL

SUSPENSION

ACCESSORIES

MARINE

AUTOMOTIVE

K&L FORK SEAL REFERENCE CHART

	FORK SEAL DIMENSION	MFG	K&L PART NUMBER	HONDA® OEM REF P/N	KAWASAKI® OEM REF P/N	SUZUKI® OEM REF P/N	YAMAHA® OEM REF P/N
EQUIPMENT & TOOLS	26x37x10.5mm	ARS	15-1413			51153-03400	1RY-23145-00-00 3VR-23145-00-00
	27x39x10.5mm	ARS	15-1410	51490-GN1-013 51490-149-840 90756-149-841	92049-1075 92049-1076 92049-1319	51153-13200 51153-39140	93110-27010-00
	30x40.5x10.5mm	ARS	15-1444		92049-1049	51153-08011 51153-29400	137-23145-01-00 33J-23145-00-00
HARD PARTS	30x42x11mm	ARS	15-5062		92049-1069		
	31x43x10mm	ARS	15-1428	51490-GC4-700 51490-GAA-305 51490-KC5-305 51490-446-770	92049-1080	K9204-91069	
CARB & FUEL	33x46x10.5mm	ARS	15-1437	91255-312-003 91255-413-881			1L9-23145-00-00
	33x46x11mm	ARS	15-5063	91255-369-000 51490-473-305 51490-413-305 51490-GC4-830	92049-1340 92049-1524	51153-02B00 K9204-91524	
	34x46x10.5mm	ARS	15-1420		44009-026	51153-16511	51490-KB9-305
	35x47x10.5mm	ARS	15-1438	European Applications: Models with 35mm Forks-35mm Boge, Ceriani, and Telesco Forks, AJS, Bultaco, Can-Am, CZ, Early Husqvarna, Montesa, Moto-Guzzi, Ossa, Penton, Puch, Ronkon, M/Betor Forks			
IGNITION/ELECTRICAL	35x48x10.5mm	ARS	15-1422	51490-KE1-305	44009-016 92049-1252 92049-1350	51153-16410	341-23145-51-00 93110-35019-00
	35x48x11mm	ARS	15-1439	91255-KBH-003 51490-GS2-305 51490-KL4-951	92049-1089	51153-19D10 51153-34010 51153-40A00	38W-23145-00-00
	36x48x8/9.5mm	NOK	15-2569		92049-1193 92049-1394	51153-16730	4ES-23145-00-00 48Y-23145-00-00
CONTROL	36x48x10.5mm	ARS	15-1411	51490-KK0-305	44009-024 92049-1009 92049-1216		
	36x48x11mm	ARS	15-2566		92049-1226		1KH-23145-00-00 2AJ-23145-00-00 3J6-23145-00-00
	37x48x10.5mm	ARS	15-5587	51495-467-405 91255-444-003			
	37x48x12.5mm	ARS	15-2597	91255-467-405			
	37x49x8/9.5mm	NOK	15-2562		92049-1435	51153-00A00 51153-08C20 51153-49001	41Y-23145-00-00
SUSPENSION	37x50x11mm	ARS	15-2561	51490-KWL-003 51490-KAZ-003 51490-KR6-305 51490-GBF-J21 91255-461-003	92049-1421	51153-25D00 51153-45200 51153-03B30	
	38x50x8/9.5mm	NOK	15-2567		92049-1178 92049-1295, 2567	51153-20A00	3EN-23145-00-00
	38x50x10.5mm	ARS	15-1421	91255-KA3-701	92049-1042 92049-1180	51153-14140 51153-40300	
ACCESSORIES	38x52x11mm	ARUSU	15-1412		92049-1230		
	39x52x11mm	ARS	15-5088	51490-MB9-782 51490-MG2-872 91255-463-305		51153-19D00	3XV-23145-00-00
MARINE	40x52x8/9.5mm	ARS	15-2598		92049-1251		1NL-23145-00-00
	41x53x8/10.5mm	NOK	15-5079	51490-MCK-A01 51490-MCT-003	92049-1494	51153-14F00 51153-10G50	
	41x53x10.5mm	ARS	15-2563	91255-KA4-004	92049-1245		43F-23145-10-00
	41x54x11mm	ARS	15-5087	51490-KAE-003 51490-MEE-D01 51490-MN8-305 51490-MER-R61	92049-1363 92049-0072 92049-0058 92049-0125	51153-08D00 51153-01H00 51153-01H10	3MA-23145-00-00
AUTOMOTIVE	43x54x9.5/10mm	NOK	15-5072	51490-ML3-305			
	43x54x11mm	NOK	15-5084	51490-KA4-831 51490-KS6-305 51490-MCF-000 51490-MR7-305 51490-MFL-003	92049-0064	51153-14D00 51153-27G00 51153-47H00	55Y-23145-L0-00 4NK-23145-00-00

FORK SEAL DIMENSION	MFG	K&L PART NUMBER	HONDA® OEM REF P/N	KAWASAKI® OEM REF P/N	SUZUKI® OEM REF P/N	YAMAHA® OEM REF P/N
43x55x9.5/10mm	NOK	15-5053	51490-KZ4-305	92049-1373 92049-1392 92049-1522 92049-0072 92049-0007	51150-01890 51153-46E20 51153-02FA0 51153-41G00	5VU-23145-L0-00 4PU-23145-01-00 5PW-23145-00-00 3XJ-23145-L0-00
43x55x10.5mm	ARS	15-2564	91255-KA4-701		51153-14330	23X-23145-L0-00
45x57x11mm	MCI	15-5081	51490-KZ3-810 51490-KZ3-821 51490-MW0-003 51490-MCA-003		51153-28E30 51153-34E00	
46x58x9.5/11mm	NOK	15-5095	51490-MAC-741 51490-KZ4-J11 51490-KZ4-J21	92049-1504 92049-1440	51153-37F00	5UN-23145-L0-00
46x58x10.5mm	NOK	15-5089		92049-1495	51153-42F00	1D7-23145-00-00
47x58x10mm	NOK	15-6298	51490-KZ3-B01 51490-KZ3-J11 51490-KZ3-J31 51490-MEN-003		51153-37F80	
48x58x11mm	NOK	15-5488	51490-KRN-A41 51490-MEN-A31 51490-MEN-A41 51490-MEN-A51	92049-1599 92049-0056 92049-0117 92049-0070	K9204-91599	1C3-23145-L0-00 5XE-23145-L0-00

K&L FORK SEALS & FORK SEAL / WIPER KITS

K&L Fork Seals are the highest quality available and are exact replacements for most applications. (NOK/ARS/MCI) Made in Japan. Fork Seals sold in pairs. Fork Seal/Wiper kits sold in four piece sets: two fork seals and two fork wipers (dust seals).



BUELL® APPLICATION	YEAR	FORK SEAL DIMENSIONS	FORK/DUST SEAL KIT	FORK SEALS
Cyclone M2	97-02	43x54x11mm	15-5431	15-5084
Lightning X1	99-02	41x54x11mm	—	15-5087
Thunderbolt S3 & S3T	99-00	41x54x11mm	—	15-5087

EUROPEAN APPLICATIONS	FORK SEAL DIMENSIONS	FORK/DUST SEAL KIT	FORK SEALS
Applications with 35mm Forks Including -Boge, Ceriani, and Telesco Forks, AJS, Bultaco, Can-Am, CZ, Early Husqvarna, Montesa, Moto-Guzzi, Ossa, Penton, Puch, Rokon, KTM models with Betor Forks.	35x47x10.5mm	—	15-1438
Can-Am, KTM models with 38mm Marzocchi Forks	38x50x8/9.5mm	—	15-2567
Husqvarna, KTM models with 40mm Marzocchi Forks	40x52x8/9.5mm	—	15-2598
Husqvarna models with 45mm Showa Forks	45x57x11mm	15-2601	15-5081

DUCATI® APPLICATION	YEAR	FORK SEAL DIMENSIONS	FORK SEALS
748 Biposto	98	43x54x11mm	15-5084
748 Strada	98	43x54x11mm	15-5084
748 Biposto	95-97	43x54x11mm	15-5084
748 SP	95-97	43x54x11mm	15-5084
750 SS	94	41x54x11mm	15-5087
851 Biposto	90	41x54x11mm	15-5087
851 SP2	88	41x54x11mm	15-5087
851 Sport	88	41x54x11mm	15-5087
888 SP5	92-94	41x54x11mm	15-5087
888 Strada	91-94	41x54x11mm	15-5087
900 M	93-98	41x54x11mm	15-5087
900m Chromo	98	41x54x11mm	15-5087
900 SL	92-98	41x54x11mm	15-5087
900 SS	90-97	41x54x11mm	15-5087
907 IE	91-94	41x54x11mm	15-5087
916 Biposto	95-97	43x54x11mm	15-5084
916 Senna	95-97	43x54x11mm	15-5084
916 SP	94-97	43x54x11mm	15-5084

DUCATI® APPLICATION	YEAR	FORK SEAL DIMENSIONS	FORK SEALS
916 SPS	97-98	43x54x11mm	15-5084
916 Strada	94-95	43x54x11mm	15-5084
916	98	43x54x11mm	15-5084
916 Senna	98	43x54x11mm	15-5084
944 ST2	97-98	43x54x11mm	15-5084



STEERING STABILIZER

Similar to Kawasaki OEM 46117-006. Variable force, oil-filled hydraulic steering damper has a seven-point adjustment range in 20 lb. increments. Brackets not included. Sold each. **Made in Japan.**



30-6550 Steering Stabilizer (NON-REBUILDABLE)



EQUIPMENT & TOOLS

HARD PARTS

CARB & FUEL

IGNITION/ELECTRICAL

CONTROL

SUSPENSION

ACCESSORIES

MARINE

AUTOMOTIVE

EQUIPMENT & TOOLS

K&L FORK SEALS & FORK SEAL/ WIPER KITS

K&L Fork Seals are the highest quality available and are exact replacements for most applications. **(NOK/ARS/MCI) Made in Japan.**

FORK SEALS SOLD IN PAIRS. FORK SEAL/WIPER KITS SOLD IN FOUR PIECE SETS: TWO FORK SEALS AND TWO FORK WIPERS (DUST SEALS).



HARD PARTS

CARB & FUEL

IGNITION/ELECTRICAL

CONTROL

SUSPENSION

ACCESSORIES

MARINE

AUTOMOTIVE

HARLEY-DAVIDSON® APPLICATION	FORK/DUST SEAL KIT	FORK SEALS
Sportster®, & FX with 41mm Kayaba	—	15-5087
Sportster®, FX/FXR with 35mm Showa	—	15-1439
Sportster®, Dyna Glide® & FXR with 39mm Showa	15-4974	15-5088
Sportster®, Dyna Glide® & FXR with 49mm Showa	—	15-5092

HONDA® STREET APPLICATION	YEAR	DIMENSIONS	FORK/DUST SEAL KIT	FORK SEALS
MB5-50	1982	27x39x10.5mm	—	15-1410
CB125S	76-82	27x39x10.5mm	—	15-1410
CB125S	84-85	27x39x10.5mm	—	15-1410
CB125TT	1990	31x43x10mm	—	15-1428
CB/CL175K7	1973	31x43x10mm	—	15-1428
CM185T Twinstar	78-79	31x43x10mm	—	15-1428
CB200K	1974	31x43x10mm	—	15-1428
CB200T	75-76	31x43x10mm	—	15-1428
CL200 Scrambler	1974	31x43x10mm	—	15-1428
CM200T Twinstar	80-82	31x43x10mm	—	15-1428
CB250 Nighthawk	91-08	31x43x10mm	—	15-1428
CBR250R/RA	11-13	37x50x11mm	—	15-2561
CM250C Custom	82-83	31x43x10mm	—	15-1428
CMX250C Rebel, All	85-12	33x46x11mm	15-5057	15-5063
NX250	88-90	37x50x11mm	—	15-2561
VTR250 Interceptor	88-90	35x48x11mm	15-4975	15-1439
CB350 F/F1 (4 cyl)	72-74	33x46x10.5mm	—	15-1437
CB350G Super Sport	1973	33x46x10.5mm	—	15-1437
CB350K4 Super Sport	72-73	33x46x10.5mm	—	15-1437
CL350K4/K5 Scrambler	72-73	33x46x10.5mm	—	15-1437
CB360	1974	33x46x11mm	—	15-5063
CB360G	1974	33x46x11mm	—	15-5063
CB360T	75-76	33x46x11mm	—	15-5063
CJ360T	76-77	33x46x11mm	15-1431	15-5063
CL360K/K1 Scrambler	74-75	33x46x10.5mm	—	15-1437
CB400A Automatic	1978	33x46x11mm	—	15-5063
CB400F Super Sport	75-77	33x46x11mm	—	15-5063
CB400F CB1	89-90	41x54x11mm	15-5441	15-5087
CB400TI/TII Hawk	78-79	33x46x10.5mm	—	15-1437
CB400T Hawk	80-81	33x46x11mm	15-1431	15-5063
CM400A Automatic	79-81	33x46x11mm	15-1431	15-5063
CM400C Custom	1981	33x46x11mm	15-1431	15-5063
CM400E	80-81	33x46x11mm	15-1431	15-5063
CM400T	79-81	33x46x11mm	15-1431	15-5063
CB450K3/K4	70-71	35x48x11mm	—	15-1439
CB450K5/K6/K7	72-74	35x48x11mm	—	15-1439
CB450SC Nighthawk	82-86	33x46x11mm	15-1431	15-5063
CB450T Hawk	1982	33x46x11mm	15-1431	15-5063
CM450A Automatic	82-83	33x46x11mm	15-1431	15-5063
CM450C Custom	1982	33x46x11mm	15-1431	15-5063
CM450E	82-83	33x46x11mm	15-1431	15-5063
CMX450C Rebel	86-87	37x50x11mm	15-4976	15-2561
CL450K5/K6/K7	72-74	35x48x11mm	—	15-1439
CB500/K1/K2	71-73	35x48x11mm	—	15-1439
CB500T	75-76	35x48x11mm	—	15-1439

HONDA® STREET APPLICATION	YEAR	DIMENSIONS	FORK/DUST SEAL KIT	FORK SEALS
CX500	78-79	33x46x10.5mm	—	15-1437
CX500C Custom	1979	33x46x10.5mm	—	15-1437
CX500C Custom	1980	33x46x11mm	15-1431	15-5063
CX500C Custom	81-82	35x48x11mm	15-4975	15-1439
CX500D Deluxe	1979	33x46x10.5mm	—	15-1437
CX500D Deluxe	80-81	33x46x11mm	15-1431	15-5063
CB500F/FA	2013	41x54x11mm	15-5441	15-5087
CB500R/RA	2013	41x54x11mm	15-5441	15-5087
CX500TC Turbo	1982	37x50x11mm	—	15-2561
FT500Ascot	82-83	37x50x11mm	15-4976	15-2561
GB500	89-90	35x48x11mm	—	15-1439
GL500 Silverwing	81-82	35x48x11mm	15-4975	15-1439
GL500I Silverwing Interstate	81-82	35x48x11mm	15-4975	15-1439
VF500C Magna	84-85	37x50x11mm	15-4976	15-2561
VF500F Interceptor	84-86	37x50x11mm	15-4976	15-2561
VT500C Shadow	83-84	37x50x11mm	15-4976	15-2561
VT500FT Ascot	83-84	37x50x11mm	15-4976	15-2561
CB550F Super Sport	75-77	35x48x11mm	—	15-1439
CB550K	74-78	35x48x11mm	—	15-1439
CB550SC Nighthawk	1983	37x50x11mm	15-4976	15-2561
599 Naked Bike	2006	41x54x11mm	15-5441	15-5087
CB600F	2004	41x54x11mm	15-5441	15-5087
CBR600F Hurricane	87-90	37x50x11mm	15-4976	15-2561
CBR600F2 Hurricane	91-94	41x54x11mm	15-5441	15-5087
CBR600F3 Hurricane	95-98	41x54x11mm	15-5441	15-5087
CBR600SE	1998	41x54x11mm	15-5441	15-5087
CBR600SJR Replica	1996	41x54x11mm	15-5441	15-5087
CBR600F4 Hurricane	99-00	43x54x11mm	15-5431	15-5084
CBR600F4i Hurricane	01-06	43x54x11mm	15-4973	15-5084
CBR600RR	03-04	45x57x11mm	15-2601	15-5081
CBR600RR	05-11	41x54x11mm	—	15-5087
FSC600 Silverwing, All	02-12	41x53x8/10.5mm	15-5078	15-5079
VT600C Shadow VLX, All	88-07	39x51x8/10mm	15-5449	—
CB650	79-82	35x48x11mm	15-4975	15-1439
CB650C Custom	80-81	35x48x11mm	15-4975	15-1439
CB650SC Nighthawk	1982	37x50x11mm	—	15-2561
CB650SC Nighthawk	83-85	39x52x11mm	15-4974	15-5088
CX650C Custom	1983	39x52x11mm	15-4974	15-5088
CX650T Turbo	1983	37x50x11mm	15-4976	15-2561
GL650 Silverwing	1983	37x50x11mm	15-4976	15-2561
GL650I Interstate	1983	37x50x11mm	15-4976	15-2561
NT650 Hawk GT	88-91	41x54x11mm	15-5441	15-5087
CB700SC Nighthawk	84-86	39x51x8/10mm	15-5449	—
NC700X/XD	12-13	41x51x11mm	15-5441	15-5087
NSA700	2009	41x54x11mm	15-5441	15-5087
NT700V/VA	10-11	41x54x11mm	15-5441	15-5087
VF700C Magna	1984	37x50x11mm	15-4976	15-2561
VF700C Magna	85-87	39x52x11mm	15-4974	15-5088
VF700F Interceptor	84-85	39x52x11mm	15-4974	15-5088
VFR700F/F2 Interceptor	86-87	37x50x11mm	15-4976	15-2561
VF700S Sabre	84-85	37x50x11mm	15-4976	15-2561
VT700C Shadow	84-87	39x52x11mm	15-4974	15-5088
CB750 Nighthawk 750	91-93	41x54x11mm	15-5441	15-5087
CB750 Nighthawk 750	95-03	41x54x11mm	15-5441	15-5087
CB750A Automatic	1978	35x48x11mm	—	15-1439
CB750C Custom	80-82	35x48x11mm	15-4975	15-1439
CB750F Super Sport	75-78	35x48x11mm	—	15-1439
CB750F Super Sport	79-80	35x48x11mm	15-4975	15-1439
CB750F Super Sport	81-82	37x50x11mm	—	15-2561
CB750K	72-78	35x48x11mm	—	15-1439
CB750K	79-82	35x48x11mm	15-4975	15-1439
CB750L LTD	1979	35x48x11mm	15-4975	15-1439
CB750SC Nighthawk	82-83	37x50x11mm	—	15-2561
RVF750R RC45	1994	41x54x11mm	15-5441	15-5087
VF750C Magna	82-83	37x50x11mm	15-4976	15-2561
VF750C Magna	1988	39x52x11mm	15-4974	15-5088
VF750C Magna	94-00	41x54x11mm	15-5441	15-5087
VF750CD Magna Deluxe	95-96	41x54x11mm	15-5441	15-5087
VF750C2 Magna Deluxe	97-00	41x54x11mm	15-5441	15-5087

HONDA® STREET APPLICATION	YEAR	DIMENSIONS	FORK/DUST SEAL KIT	FORK SEALS
VF750F Interceptor	83-84	39x52x11mm	15-4974	15-5088
VFR750F Interceptor	1986	37x50x11mm	15-4976	15-2561
VFR750F	90-97	41x54x11mm	15-5441	15-5087
VFR750R RC30	1990	43x54x11mm	—	15-5084
VF750S Sabre	82-83	37x50x11mm	15-4976	15-2561
VT750C Shadow	1983	39x52x11mm	15-4974	15-5088
VT750C Shadow	98-00	41x53x8/9.5mm	15-5076	—
VT750 CD Shadow Deluxe	98-02	41x53x8/9.5mm	15-5076	—
VT750 DCA/DCB	06-07	41x54x11mm	15-5441	15-5087
VT750RS Shadow RS	10-13	41x54x11mm	15-5441	15-5087
VT750 Shadow ACE	02-03	41x53x8/9.5mm	15-5076	—
VT750 Shadow Aero	02-08	41x53x8/9.5mm	15-5076	—
VT750 Shadow Spirit	01-07	41x54x11mm	15-5441	15-5087
PC800 Pacific Coast	89-90	41x54x11mm	15-5441	15-5087
PC800 Pacific Coast	94-98	41x54x11mm	15-5441	15-5087
VFR800A Interceptor ABS	02-03	43x54x11mm	—	15-5084
VFR800Fi Interceptor	98-01	41x54x11mm	15-5441	15-5087
VFR800 Interceptor	02-09	43x54x11mm	15-4973	15-5084
VT800C Shadow	1988	39x52x11mm	15-4974	15-5088
CB900C Custom	80-82	37x50x11mm	—	15-2561
CB900F Super Sport	81-82	39x52x11mm	15-4974	15-5088
CB900F 919	02-07	43x54x11mm	15-4973	15-5084
CBR900RR	93-99	45x57x11mm	—	15-5081
CBR900RR RE	00-03	43x54x11mm	15-4973	15-5084
CBR929RR	00-01	43x54x11mm	—	15-5084
CBR954RR	02-03	43x54x11mm	—	15-5084
CB1000	94-95	43x54x11mm	15-5431	15-5084
CB1000C Custom	1983	39x52x11mm	15-4974	15-5088
CBR1000F Hurricane	87-88	41x54x11mm	15-5441	15-5087
CBR1000F Hurricane	90-91	41x54x11mm	15-5441	15-5087
CBR1000F Hurricane	93-96	41x54x11mm	15-5441	15-5087
CB1000R	11-13	43x54x11mm	15-4973	15-5084
CBR1000RA	09-13	43x54x11mm	15-4973	15-5084
CBR1000RR	04-13	43x54x11mm	15-4973	15-5084
CBX	79-80	35x48x11mm	15-4975	15-1439
CBX	81-82	39x52x11mm	15-4974	15-5088
GL1000	75-79	37x48x12.5mm	—	15-2597
GL1000** (option)	75-77	37x48x10.5mm	—	15-5587
RVT1000R RC51	00-06	43x54x11mm	15-4973	15-5084
VF1000F Interceptor	1984	41x54x11mm	15-5441	15-5087
VF1000R	85-86	41x54x11mm	15-5441	15-5087
VTR1000F Super Hawk	98-06	41x54x11mm	15-5441	15-5087
CB1100/A	2013	41x54x11mm	15-5441	15-5087
CB1100F Super Sport	1983	39x52x11mm	15-4974	15-5088
CBR1100XX Blackbird	97-03	43x54x11mm	15-5431	15-5084
GL1100 Goldwing	80-83	39x52x11mm	15-4974	15-5088
GL1100A Goldwing Aspencade	82-83	39x52x11mm	15-4974	15-5088
GL1100I Goldwing Interstate	80-83	39x52x11mm	15-4974	15-5088
ST1100	91-02	41x54x11mm	15-5441	15-5087
ST1100A (ABS)	92-95	41x54x11mm	15-5441	15-5087
ST1100A (ABS)	96-02	43x54x11mm	15-5431	15-5084
VF1100C V65 Magna	83-86	41x54x11mm	15-5441	15-5087
VF1100S V65 Sabre	84-85	41x54x11mm	15-5441	15-5087
VT1100C Shadow 1100	85-90	41x54x11mm	15-5441	15-5087
VT1100C Shadow Spirit	98-06	41x54x11mm	15-5441	15-5087
VT1100C2 Shadow 1100 ACE	95-99	41x54x11mm	15-5441	15-5087
VT1100C2 Shadow Sabre	00-06	41x53x8/10.5mm	15-5078	15-5079
VT1100C3 Shadow Aero	98-02	41x54x11mm	15-5441	15-5087
VT1100D2 Shadow 1100 ACE	1999	41x54x11mm	15-5441	15-5087
VT1100T Shadow ACE Tourer	98-01	41x54x11mm	15-5441	15-5087
GL1200 Goldwing	1984	41x54x11mm	15-5441	15-5087
GL1200A Aspencade	84-87	41x54x11mm	15-5441	15-5087
GL1200I Interstate	84-87	41x54x11mm	15-5441	15-5087
GL1200L LTD	1985	41x54x11mm	15-5441	15-5087
GL1200SEi	1986	41x54x11mm	15-5441	15-5087
ST1300	03-09	45x57x11mm	—	15-5081
VT1300CR/CS/CT	10-13	41x54x11mm	15-5441	15-5087
VTX1300	03-09	41x54x11mm	15-5441	15-5087

HONDA® STREET APPLICATION	YEAR	DIMENSIONS	FORK/DUST SEAL KIT	FORK SEALS
GL1500 Goldwing	88-90	41x54x11mm	15-5441	15-5087
GL1500A Aspencade	91-00	41x54x11mm	15-5441	15-5087
GL1500I Interstate	91-96	41x54x11mm	15-5441	15-5087
GL1500SE Goldwing SE	90-00	41x54x11mm	15-5441	15-5087
GL1500C Valkyrie	97-00	45x57x11mm	—	15-5081
GL1500C Valkyrie	2003	45x57x11mm	—	15-5081
GL1500CD Valkyrie	01-03	45x57x11mm	—	15-5081
GL1500CF Valkyrie Interstate	99-01	45x57x11mm	—	15-5081
GL1500CT Valkyrie Tourer	97-00	45x57x11mm	—	15-5081
GL1800 Goldwing	01-10	45x57x11mm	—	15-5081
VTX1800, All	02-08	45x57x11mm	—	15-5081

HONDA® ATV APPLICATION	YEAR	DIMENSIONS	FORK/DUST SEAL KIT	FORK SEALS
ATC200X	84-87	33x46x11mm	15-5057	15-5063
ATC250ES	85-87	33x46x11mm	15-5057	15-5063
ATC250R	83-84	35x48x11mm	15-4975	15-1439
ATC250R	85-86	39x52x11mm	—	15-5088
ATC250SX	85-87	33x46x10.5mm	—	15-1437
ATC350X	85-86	35x48x11mm	—	15-1439

HONDA® DUALSPORT/OFFROAD APPLICATION	YEAR	DIMENSIONS	FORK/DUST SEAL KIT	FORK SEALS
CR60R	1983	27x39x10.5mm	—	15-1410
CRF70F	04-12	27x39x10.5mm	—	15-1410
SL70K/K1	71-73	27x39x10.5mm	—	15-1410
XL70K/K1	74-76	27x39x10.5mm	—	15-1410
XR70R	97-04	27x39x10.5mm	—	15-1410
XL75	77-79	27x39x10.5mm	—	15-1410
XR75/K	73-78	27x39x10.5mm	—	15-1410
CRF80F	04-09	27x39x10.5mm	—	15-1410
CR80R	82-83	31x43x10mm	—	15-1428
CR80R	1984	33x46x11mm	15-1431	15-5063
CR80R	85-86	33x46x11mm	15-5057	15-5063
CR80R	87-95	35x48x11mm	—	15-1439
CR80R	96-02	37x50x11mm	—	15-2561
CR80RB Big Wheel	96-02	37x50x11mm	—	15-2561
XL80S	80-85	27x39x10.5mm	—	15-1410
XR80	79-84	27x39x10.5mm	—	15-1410
XR80R	85-03	27x39x10.5mm	—	15-1410
CR85R	03-07	37x50x11mm	15-6348	15-2561
CR85RB Big Wheel	03-07	37x50x11mm	15-6348	15-2561
CR100F	04-09	27x39x10.5mm	—	15-1410
SL100K/K1 Moto Sport (up to frame 21738)	70-71	31x43x10mm	—	15-1428
XL100S (from frame 5103464)	1980	31x43x10mm	—	15-1428
XL100S	81-85	27x39x10.5mm	—	15-1410
XR100	81-84	27x39x10.5mm	—	15-1410
XR100R	85-03	27x39x10.5mm	—	15-1410
CR125M	74-78	35x48x11mm	—	15-1439
CR125R	79-80	37x48x10.5mm	—	15-5587
CR125R	81-82	38x50x10.5mm	—	15-1421
CR125R	83-86	43x54x11mm	—	15-5084
CR125R	87-89	43x54x11mm	15-5055	15-5084
CR125R	90-91	45x57x11mm	15-2601	15-5081
CR125R	92-93	43x54x9.5/10mm	15-5058	15-5072
CR125R	94-96	43x55x9.5/10mm	15-5067	15-5053
CR125R	97-07	46x58x9.5/11mm	15-5086	15-5095
NX125	88-90	35x48x11mm	—	15-1439
XL125S (from frame 5005876)	80-82	31x43x10mm	—	15-1428
XL125S	1984	31x43x10mm	—	15-1428
CRF150F	03-12	35x48x11mm	—	15-1439
CRF150R	07-12	37x50x11mm	15-6348	15-2561
SL175/K1 Moto Sport	70-72	31x43x10mm	—	15-1428
XL185S (from frame 5006891)	80-83	31x43x10mm	—	15-1428
XR185	1979	31x43x10mm	—	15-1428
TLR200	86-87	33x46x10.5mm	—	15-1437
TR200	86-87	31x43x10mm	—	15-1428
XL200R	83-84	33x46x10.5mm	—	15-1437
XR200	80-84	31x43x10mm	—	15-1428

EQUIPMENT & TOOLS

HARD PARTS

CARB & FUEL

IGNITION/ELECTRICAL

CONTROL

SUSPENSION

ACCESSORIES

MARINE

AUTOMOTIVE

EQUIPMENT & TOOLS	HONDA® DUALSPORT/OFFROAD				FORK/DUST SEAL KIT	FORK SEALS
	APPLICATION	YEAR	DIMENSIONS			
	XR200R	81-83	35x48x11mm	————	15-1439	
	XR200R	84-88	36x48x10.5mm	————	15-1411	
	XR200R	90-02	36x48x10.5mm	————	15-1411	
	CRF230F	03-13	37x50x11mm	————	15-2561	
	CR250R	78-80	37x48x10.5mm	————	15-5587	
	CR250R	1981	41x53x10.5mm	————	15-2563	
	CR250R	1982	43x55x10.5mm	————	15-2564	
	CR250R	83-88	43x54x11mm	————	15-5084	
	CR250R	89-91	45x57x11mm	15-2601	15-5081	
	CR250R	92-94	43x54x9.5/10mm	15-5058	15-5072	
	CR250R	1995	43x55x9.5/10mm	15-5067	15-5053	
	CR250R	1996	46x58x9.5/11mm	15-5086	15-5095	
	CR250R	97-07	47x58x10mm	15-5453	15-6298	
	CRF250R	04-09	47x58x10mm	15-5453	15-6298	
	CRF250R	10-14	47x58x11mm	15-3621	15-5488	
	CRF250X	04-12	47x58x10mm	15-5453	15-6298	
	MT250/K/K1	74-76	35x48x11mm	————	15-1439	
	MR250 Elsinore	1976	35x48x11mm	————	15-1439	
	NX250	88-90	37x50x11mm	————	15-2561	
	XL250K/K1/K2	72-75	35x48x11mm	————	15-1439	
	XL250	1976	35x48x11mm	————	15-1439	
	XL250S	80-81	35x48x11mm	————	15-1439	
	XL250R	82-83	35x48x11mm	————	15-1439	
	XL250R	84-86	35x48x10.5mm	————	15-1422	
	XL250R	1987	35x48x11mm	————	15-1439	
	XR250	79-80	35x48x11mm	————	15-1439	
	XR250L	91-96	41x54x11mm	————	15-5087	
	XR250R	81-82	37x50x11mm	————	15-2561	
	XR250R	84-85	43x54x11mm	————	15-5084	
	SL350/K1	70-71	33x46x10.5mm	————	15-1437	
	SL350K2	1972	35x48x11mm	————	15-1439	
	XL350K/K1	74-75	35x48x11mm	————	15-1439	
	XL350	76-78	35x48x11mm	————	15-1439	
	XL350R	84-85	39x52x11mm	————	15-5088	
	XR350R	1983	41x54x11mm	————	15-5087	
	XR350R	84-85	41x54x11mm	————	15-5087	
	XR400R	96-04	43x54x11mm	15-5055	15-5084	
	CR450R	1981	41x53x10.5mm	————	15-2563	
	CRF450R	02-08	47x58x10mm	15-5453	15-6298	
	CRF450R	09-14	48x58x11mm	15-3621	15-5488	
	CRF450X	02-12	47x58x10mm	15-5453	15-6298	
	CR480R	1982	43x55x10.5mm	————	15-2564	
	CR480R	1983	43x54x11mm	————	15-5084	
	CR500R	1984	43x54x11mm	————	15-5084	
	CR500R	85-88	43x54x11mm	15-5055	15-5084	
	CR500R	89-91	45x57x11mm	————	15-5081	
	CR500R	92-94	43x54x9.5/10mm	15-5058	15-5072	
	CR500R	1995	43x55x9.5/10mm	15-5067	15-5053	
	CR500R	96-01	46x58x9.5/11mm	15-5086	15-5095	
	XL500S	79-81	35x48x11mm	————	15-1439	
	XL500R	1982	37x50x11mm	————	15-2561	
	XR500	79-80	35x48x11mm	————	15-1439	
	XR500R	81-82	37x50x11mm	————	15-2561	
	XR500R	83-84	43x54x11mm	————	15-5084	
	XL600R	83-87	39x52x11mm	————	15-5088	
	XL600V Transalp	89-90	41x54x11mm	————	15-5087	
	XR600R	85-00	43x54x11mm	15-5055	15-5084	
	NX650	88-89	41x54x11mm	————	15-5087	
	XR650L	93-09	43x54x11mm	15-5055	15-5084	
	XR650R	00-07	46x58x10.5/11mm	15-1432	————	
HARD PARTS	KAWASAKI® STREET				FORK/DUST SEAL KIT	FORK SEALS
	APPLICATION	YEAR	DIMENSIONS			
	EL250 Eliminator	88-94	36x48x11mm	15-6126	15-2566	
	EX250E1/E2 Ninja	86-87	35x48x11mm	————	15-1439	
	EX250F Ninja	88-07	36x48x11mm	15-6126	15-2566	
	EX250J Ninja	08-12	37x50x11mm	15-4976	15-2561	
	KL250D2-D22	85-05	36x48x10.5mm	————	15-1411	
	KZ250LW CSR, LTD	1982	31x43x10mm	————	15-1428	
	S1A/B/C-250	73-75	34x46x10.5mm	————	15-1420	
	KH250A5	1976	34x46x10.5mm	————	15-1420	
	EX305B1 GPz	1983	31x43x10mm	————	15-1428	
	KZ305A/B CSR	81-82	33x46x11mm	15-1431	15-5063	
	KZ305B2/B3 LTD	87-88	33x46x11mm	15-1431	15-5063	
	S2350 (2-strk triple)	72-73	34x46x10.5mm	————	15-1420	
	KZ400A/B/C/D/H/S	75-79	33x46x11mm	15-1431	15-5063	
	S3400 (2-strk triple)	74-75	34x46x10.5mm	————	15-1420	
	KH400A (2-stroke)	76-78	34x46x10.5mm	————	15-1420	
	KZ440A LTD	80-83	33x46x11mm	15-1431	15-5063	
	KZ440B1/B2	80-81	33x46x11mm	15-1431	15-5063	
	KZ440D LTD Belt	80-83	33x46x11mm	15-1431	15-5063	
	KZ440G1 Belt	1982	33x46x11mm	15-1431	15-5063	
	EN450A 454 LTD	85-00	36x48x11mm	15-6126	15-2566	
	EN500A Vulcan 500	90-96	36x48x11mm	15-6126	15-2566	
	Vulcan 500 LTD	96-00	41x53x8/9.5mm	15-5085	15-5083	
	Vulcan 500 LTD	01-09	41x53x8/10.5mm	15-5078	15-5079	
	EX500A Ninja	87-93	36x48x11mm	15-6126	15-2566	
	EX500D Ninja	94-09	37x50x11mm	15-4976	15-2561	
	H1-500 Mach III	69-71	34x46x10.5mm	————	15-1420	
	H1500 (2-strk triple)	1972	35x48x10.5mm	————	15-1422	
	H1500 (2-strk triple)	1973	34x46x10.5mm	————	15-1420	
	H1D/E/F-500	73-75	36x48x10.5mm	————	15-1411	
	KH500 (2-strk triple)	1976	36x48x10.5mm	————	15-1411	
	KZ550A	80-83	36x48x11mm	15-5069	15-2566	
	KZ550C LTD	80-83	36x48x11mm	15-5069	15-2566	
	KZ550D1 GPz	1981	36x48x11mm	15-5069	15-2566	
	KZ550F1 Spectre	1983	36x48x8/9.5mm	————	15-2569	
	KZ550F2 LTD	1984	36x48x8/9.5mm	————	15-2569	
	KZ550H1/H2 GPz	82-83	35x48x11mm	————	15-1439	
	KZ550M1 LTD	1983	36x48x8/9.5mm	————	15-2569	
	ZX550A1/A2 GPz	84-85	35x48x11mm	————	15-1439	
	ZL600A Eliminator	86-87	37x49x8/9.5mm	15-6124	15-2562	
	ZL600B Eliminator	96-97	37x49x8/9.5mm	15-6124	15-2562	
	ZX600A Ninja 600	85-87	37x49x8/9.5mm	15-6124	15-2562	
	ZX600C Ninja 600R	88-93	38x50x8/9.5mm	————	15-2567	
	ZX600C Ninja 600R	94-97	38x50x8/9.5mm	15-5460	15-2567	
	ZX600D Ninja ZX-6	90-93	41x54x11mm	15-5441	15-5087	
	ZX600E Ninja ZX-6	93-02	41x54x11mm	15-5441	15-5087	
	ZX600F Ninja ZX-6R	95-97	41x53x8/9.5mm	15-5085	————	
	ZX600G Ninja ZX-6R	98-99	46x58x10.5mm	15-6012	15-5089	
	ZX600J Ninja ZX-6R	00-02	46x58x10.5mm	15-6012	15-5089	
	ZX600J Ninja ZZR600	05-08	46x58x10.5mm	15-6012	15-5089	
	ZX600K Ninja ZX-6RR	2003	41x53x8/10.5mm	15-5078	15-5079	
	ZX600M Ninja ZX-6RR	2004	41x53x8/10.5mm	15-5078	15-5079	
	ZX600N Ninja ZX-6RR	05-06	41x54x11mm	15-5441	15-5087	
	ZX600P Ninja ZX-6R	07-08	41x54x11mm	15-5441	15-5087	
	ZX600R Ninja ZX-6R	09-12	41x54x11mm	15-5441	15-5087	
	ZX636B Ninja ZX-6R	03-04	41x53x8/10.5mm	15-5078	15-5079	
	ZX636C Ninja	05-06	41x54x11mm	15-5441	15-5087	
	ZX636E/F Ninja ZX-6R	13-14	41x54x11mm	15-5441	15-5087	
	ER-6n	09-10	41x53x8/10.5mm	15-5078	15-5079	
	EX650 Ninja 650R	06-11	41x53x8/10.5mm	15-5078	15-5079	
	KL650	87-07	38x50x10.5mm	————	15-1421	
	KLE650A Versys	08-14	41x54x11mm	15-5441	15-5087	
	KZ650B	77-79	36x48x10.5mm	————	15-1411	
	KZ650C Custom	77-79	36x48x10.5mm	————	15-1411	
	KZ650D SR	78-79	36x48x10.5mm	————	15-1411	
	KZ650 LTD	1980	36x48x10.5mm	————	15-1411	
	KZ650H CSR	81-83	36x48x8/9.5mm	————	15-2569	
	KZ700A1	1984	36x48x8/9.5mm	————	15-2569	
	VN700A1 Vulcan	1985	38x52x11mm	————	15-1412	
	ZN700A1/A2 LTD	84-85	36x48x8/9.5mm	————	15-2569	
EQUIPMENT & TOOLS	KAWASAKI® STREET				FORK/DUST SEAL KIT	FORK SEALS
	APPLICATION	YEAR	DIMENSIONS			
	AR50A1	1982	27x39x10.5mm	————	15-1410	
	AR80A1	1982	27x39x10.5mm	————	15-1410	
	G3SS/A/B/C/D-90	69-73	27x39x10.5mm	————	15-1410	
	GSSSE100	1975	27x39x10.5mm	————	15-1410	
	KH100B7/B8	76-77	27x39x10.5mm	————	15-1410	
	BN125 Eliminator	01-07	33x46x11mm	————	15-5063	

KAWASAKI® STREET APPLICATION	YEAR	DIMENSIONS	FORK/DUST SEAL KIT	FORK SEALS
H2-750 (2-stroke)	72-75	36x48x10.5mm	—	15-1411
KZ750B1 Twin	76-79	36x48x10.5mm	—	15-1411
KZ750	80-82	36x48x8/9.5mm	—	15-2569
KZ750F1 LTD	1983	36x48x11mm	—	15-2566
KZ750G1 LTD Twin	1980	36x48x10.5mm	—	15-1411
KZ750H LTD	80-83	36x48x8/9.5mm	—	15-2569
KZ750K LTD Twin	83-84	36x48x8/9.5mm	—	15-2569
KZ750L3	1983	36x48x8/9.5mm	—	15-2569
KZ750M1 CSR Twin	1982	36x48x8/9.5mm	—	15-2569
KZ750N Spectre	82-83	36x48x11mm	—	15-2566
KZ750R1 GPz	1982	36x48x8/9.5mm	—	15-2569
VN750A1~A21 Vulcan	86-06	38x52x11mm	—	15-1412
Z750S ZR750K1/K6F	05-06	41x53x8/10.5mm	15-5078	15-5079
ZR750C Zephyr	91-93	41x53x8/9.5mm	15-5085	—
ZR750F2 ZR-7	2000	41x53x8/10.5mm	15-5078	15-5079
ZR750 ZR-7S	01-03	41x53x8/10.5mm	15-5078	15-5079
ZX750A1/A2/A3 GPz	83-85	37x49x8/9.5mm	15-6124	15-2562
ZX750E GPz Turbo	84-85	37x49x8/9.5mm	15-6124	15-2562
ZX750F Ninja 750R	87-90	38x50x8/9.5mm	—	15-2567
ZX750 Ninja ZX-7	89-92	43x55x9.5/10mm	—	15-5053
ZX750K Ninja ZX-7R	91-92	41x53x8/9.5mm	15-5085	—
ZX750L Ninja ZX-7	93-95	41x53x8/9.5mm	15-5085	—
ZX750M Ninja ZX-7R	93-94	41x53x8/9.5mm	15-5085	—
ZX750N Ninja ZX-7RR	96-97	43x55x9.5/10mm	15-5462	15-5053
ZX750PNinja ZX-7R	96-03	43x55x9.5/10mm	15-5462	15-5053
VN800 Vulcan 800, All	95-06	41x54x11mm	15-5441	15-5087
KZ900A4/A5	76-77	36x48x10.5mm	—	15-1411
KZ900B1 LTD	1976	36x48x10.5mm	—	15-1411
VN900 Vulcan 900, All	06-14	41x54x11mm	15-5441	15-5087
Z1/A/B-900	73-75	36x48x10.5mm	—	15-1411
ZL900A Eliminator	85-86	38x52x11mm	—	15-1412
ZX900A Ninja	84-86	38x50x8/9.5mm	—	15-2567
ZX900B Ninja ZX-9R	94-97	41x53x8/9.5mm	15-5085	—
ZX900C Ninja ZX-9R	98-99	46x58x10.5mm	15-6012	15-5089
ZX900E Ninja ZX-9R	00-01	46x58x10.5mm	15-6012	15-5089
ZX900F Ninja ZX-9R	02-03	46x58x10.5mm	15-6012	15-5089
KZ1000A1/A2	77-78	36x48x10.5mm	—	15-1411
KZ1000A MKII	79-80	36x48x10.5mm	—	15-1411
KZ1000B LTD	77-80	36x48x10.5mm	—	15-1411
KZ1000C1~C4 Police	78-81	38x50x10.5mm	—	15-1421
KZ1000D1 Z1R	1978	36x48x10.5mm	—	15-1411
KZ1000D3 Z1R	1980	36x48x10.5mm	—	15-1411
KZ1000E1/E2 Shaft ST	79-80	40x52x8/9.5mm	—	15-2598
KZ1000G1 LTD Classic	1980	36x48x10.5mm	—	15-1411
KZ1000J1/J2/J3	81-83	38x50x8/9.5mm	—	15-2567
KZ1000K1/K2 LTD	81-82	38x50x8/9.5mm	—	15-2567
KZ1000M1/M2 CSR	81-82	38x50x8/9.5mm	—	15-2567
KZ1000P1~P21 Police	82-02	38x50x8/9.5mm	—	15-2567
KZ1000R1/R2 Replica	82-83	38x50x8/9.5mm	—	15-2567
ZG1000 Concours	86-98	41x53x8/9.5mm	15-5085	—
ZG1000 Concours	99-06	41x53x8/10.5mm	15-5078	15-5079
ZL1000A1 Eliminator	1987	38x52x11mm	—	15-1412
ZR1000A Z1000	03-06	41x54x11mm	—	15-5087
ZR1000 Z1000	07-14	41x54x11mm	15-5441	15-5087
ZX1000A Ninja 1000R	86-87	40x52x8/9.5mm	—	15-2598
ZX1000B Ninja ZX-10	88-90	41x53x8/9.5mm	15-5085	—
ZX1000C Ninja ZX-10R	04-05	43x55x9.5/10mm	15-5523	15-5053
ZX1000D Ninja ZX-10R	06-07	43x55x9.5/10mm	—	15-5053
ZX1000E Ninja ZX-10R	08-09	43x55x9.5/10mm	—	15-5053
ZX1000F Ninja ZX-10R	2010	43x55x9.5/10mm	—	15-5053
ZX1000G Ninja 1000	11-14	41x54x11mm	15-5441	15-5087
ZX1000H Ninja 1000 (ABS)	12-14	41x54x11mm	15-5441	15-5087
ZX1000J/K Ninja ZX-10R	11-12	43x54x11mm	15-4973	15-5084
KZ1100A Shaft	81-83	38x50x8/9.5mm	—	15-2567
KZ1100B1/B2 GPz	81-82	38x50x8/9.5mm	—	15-2567
KZ1100D1/D2 Spectre	82-83	38x50x8/9.5mm	—	15-2567
KZ1100L1 LTD	1983	38x50x8/9.5mm	—	15-2567
ZN1100B1/B2 LTD	84-85	38x50x8/9.5mm	—	15-2567
ZR1100A1/A2/A3	92-94	43x55x9.5/10mm	—	15-5053

KAWASAKI® STREET APPLICATION	YEAR	DIMENSIONS	FORK/DUST SEAL KIT	FORK SEALS
ZR1100C3/C4 ZRX1100	99-00	43x55x9.5/10mm	15-5523	15-5053
ZX1100A1/A2 GPz	83-84	37x49x8/9.5mm	15-6124	15-2562
ZX1100C Ninja ZX-11	90-93	43x55x9.5/10mm	—	15-5053
ZX1100D Ninja ZX-11	93-01	43x55x9.5/10mm	—	15-5053
ZX1100E1/E2/E3 GPz	95-97	41x53x8/9.5mm	15-5085	—
ZX1100F1 GPz (ABS)	1996	41x53x8/9.5mm	15-5085	—
ZG1200 Voyager XII	86-03	41x54x11mm	15-5441	15-5087
ZR1200A ZRX1200	01-05	43x55x9.5/10mm	15-5523	15-5053
ZX1200 Ninja ZX-12R	00-05	43x55x9.5/10mm	15-5523	15-5053
ZX1200C ZZR1200	02-05	43x55x9.5/10mm	15-5523	15-5053
KZ1300 6 Cylinder	79-82	41x53x8/9.5mm	—	—
ZN1300A Voyager	83-87	41x53x8/9.5mm	—	—
ZG1400 Concours 14	08-14	43x55x9.5/10mm	15-5523	15-5053
ZX1400 Ninja ZX-14R	06-14	43x55x9.5/10mm	15-5523	15-5053
VN1500 Vulcan	87-08	41x54x11mm	15-5441	15-5087
VN1500P Mean Streak	02-03	43x54x11mm	—	15-5084
VN1600A Vulcan	03-06	43x55x9.5/10mm	15-5523	15-5053
VN1600B Mean Streak	06-08	43x54x11mm	15-4973	15-5084
VN1600B1, B2 Mean Street	04-05	40x52x8/9.5mm	—	15-2598
VN1600 Vulcan	06-08	43x54x11mm	15-4973	15-5084
VN2000A Vulcan	04-10	49x60x10mm	15-5092	—

KAWASAKI® ATV APPLICATION	YEAR	DIMENSIONS	FORK/DUST SEAL KIT	FORK SEALS
KXT250A1 Tecate	1984	36x48x10.5mm	—	15-1411
KXT250A2 Tecate	1985	36x48x10.5mm	—	15-1411
KXT250B1/B2 Tecate	86-87	41x53x10.5mm	—	15-2563

KAWASAKI® DUALSPORT/OFFROAD APPLICATION	YEAR	DIMENSIONS	FORK/DUST SEAL KIT	FORK SEALS
KX60A1/A2	83-84	30x42x11mm	—	15-5062
KX60B1~B19	85-03	30x42x11mm	—	15-5062
KX65A1~A7	00-12	33x46x11mm	—	15-5063
KD80/A2	75-76	27x39x10.5mm	—	15-1410
KD80M1~M8	80-87	27x39x10.5mm	—	15-1410
KD80N1/N2/N3	88-90	27x39x10.5mm	—	15-1410
KDX80A1/A2/B2/B3	80-83	30x42x11mm	—	15-5062
KDX80C1~C5	84-88	30x42x11mm	—	15-5062
KX80A1/A2/C1	79-81	30x42x11mm	—	15-5062
KX80C2	1982	31x43x10mm	—	15-1428
KX80E1	1983	33x46x10.5mm	15-1431	15-1437
KX80G1/G2	86-87	35x48x10.5mm	—	15-1422
KX80J2 Big Wheel	1987	35x48x10.5mm	—	15-1422
KX80L1/L2/L3	88-90	35x48x10.5mm	—	15-1422
KX80N Big Wheel	88-90	35x48x10.5mm	—	15-1422
KX80R1	1991	35x48x10.5mm	—	15-1422
KX80R2~R7	92-97	38x50x10.5mm	—	15-1421
KX80T1 Big Wheel	1991	35x48x10.5mm	—	15-1422
KX80T2/T3/T4	92-94	36x48x8/9.5mm	—	15-2569
KX80W1/W2/W3	98-00	36x48x8/9.5mm	—	15-2569
KX85A	01-12	36x48x8/9.5mm	—	15-2569
G3TR90	69-70	27x39x10.5mm	—	15-1410
MC1/MC1A/MC1B-90	73-75	27x39x10.5mm	—	15-1410
G3TRA100	1971	27x39x10.5mm	—	15-1410
G31M/G31MA-100	70-71	30x40.5x10.5mm	—	15-1444
G4TR/A-100 Trail Boss	70-71	30x40.5x10.5mm	—	15-1444
G4TRB/C/D/E-100	72-75	30x40.5x10.5mm	—	15-1444
G5/G5A-100	72-73	30x40.5x10.5mm	—	15-1444
G5B/G5C-100	74-75	30x40.5x10.5mm	—	15-1444
KD100M1/M2/M3/M4	76-79	27x39x10.5mm	—	15-1410
KE100A5~A10	76-81	30x40.5x10.5mm	—	15-1444
KE100B1~B20	82-01	30x40.5x10.5mm	—	15-1444
KM100A1~A7	76-81	27x39x10.5mm	—	15-1410
KV100A7	1976	30x40.5x10.5mm	—	15-1444
KX100	95-12	36x48x8/9.5mm	—	15-2569
KLX110	02-12	30x42x11mm	—	15-5062
C2SS120/C2TR-120	67-68	27x39x10.5mm	—	15-1410
C2SS120/C2TR-120	1969	30x40.5x10.5mm	—	15-1444
F6/A/B-125	71-73	30x40.5x10.5mm	—	15-1444
KE125A9/A10	82-83	31x43x10mm	—	15-1428

EQUIPMENT & TOOLS

HARD PARTS

CARB & FUEL

IGNITION/ELECTRICAL

CONTROL

SUSPENSION

ACCESSORIES

MARINE

AUTOMOTIVE

EQUIPMENT & TOOLS	KAWASAKI® DUALSPORT/OFFROAD			FORK/DUST SEAL KIT	FORK SEALS
	APPLICATION	YEAR	DIMENSIONS		
	KX125A4/A5	78-79	36x48x10.5mm	—	15-1411
	KX125A6/A7	80-81	38x50x10.5mm	—	15-1421
	KX125B1	1982	38x50x8/9.5mm	—	15-2563
	KX125	83-87	38x50x8/9.5mm	—	15-2567
	KX125F1	1988	43x55x9.5/10	15-5067	15-5053
	KX125G1	1989	46x58x10.5/11	15-1432	—
	KX125H1	1990	41x53x8/9.5mm	15-5074	—
	KX125	91-95	43x55x9.5/10	15-5067	15-5053
	KX125	96-01	46x58x9.5/11mm	15-5086	15-5095
	KX125	02-05	48x58x11mm	15-3621	15-5488
	KLX140	08-12	33x46x11mm	—	15-5063
	F3-175 Bushwhacker	68-70	30x40.5x10.5mm	—	15-1444
	F7 175 Enduro	71-75	30x40.5x10.5mm	—	15-1444
	KDX175A1/A2/A3	80-82	36x48x10.5mm	—	15-1411
	KE175D2/D3/D4/D5	80-83	35x48x11mm	—	15-1439
	KDX200A1/A2/A3	83-85	38x50x10.5mm	—	15-1421
	KDX200C1/C2/C3	86-88	43x55x10.5mm	—	15-2564
	KDX200E1/E2/E3/E4	89-92	43x55x10.5mm	—	15-2564
	KDX200E5/E6	93-94	41x53x8/9.5mm	15-5074	—
	KDX200H	95-06	43x55x9.5/10	—	15-5053
	KDX220A4-A12	97-05	43x55x9.5/10	—	15-5053
	F4-250	68-70	34x46x10.5mm	—	15-1420
	F8/F8A250	71-72	34x46x10.5mm	—	15-1420
	F11/A/B250	73-75	34x46x10.5mm	—	15-1420
	F11M250	1973	35x48x10.5mm	—	15-1422
	KDX250	80-84	38x50x10.5mm	—	15-1421
	KDX250D	91-94	43x55x9.5/10	15-5067	15-5053
	KE250B1/B2/B3	77-79	35x48x10.5mm	—	15-1422
	KL250A1/A2	78-79	35x48x10.5mm	—	15-1422
	KL250 A3/A3/A3/C1/C2	80-84	36x48x10.5mm	—	15-1411
	KL250 D2/D21 KLR	85-04	36x48x10.5mm	—	15-1411
	KLX250A1/A2	79-80	36x48x10.5mm	—	15-1411
	KLX250D2/D3/D4	94-96	43x55x9.5/10	15-5067	15-5053
	KLX250S	06-14	43x55x9.5/10	15-5067	15-5053
	KLX250SF	09-10	43x55x9.5/10	15-5067	15-5053
	KT250A/A2 Trials	75-76	34x46x10.5mm	—	15-1420
	KX250	74-78	36x48x10.5mm	—	15-1411
	KX250A5/A6/A7	79-81	38x50x10.5mm	—	15-1421
	KX250B1	1982	38x50x8/9.5mm	—	15-2567
	KX250	83-87	38x50x8/9.5mm	—	15-2567
	KX250F1	1988	43x55x9.5/10	—	15-5053
	KX250G1	1989	46x58x10.5/11	15-1432	—
	KX250H1	1990	41x53x8/9.5mm	15-5074	—
	KX250	91-95	43x55x9.5/11mm	15-5067	15-5053
	KX250K3-K5,L1-L3	96-01	46x58x9.5/11mm	15-5086	15-5095
	KX250L4/M1/M2/M3	02-07	48x58x11mm	15-3621	15-5488
	KX250N/R (4-stroke)	04-05	48x58x11mm	15-3621	15-5488
	KX250T/W (4-stroke)	06-12	47x58x10mm	15-5453	15-6298
	KLX300A	97-07	43x55x9.5/10	15-5067	15-5053
	F5/F5A 350 Bighorn	70-71	34x46x10.5mm	—	15-1420
	F9/A/B/C350	72-75	34x46x10.5mm	—	15-1420
	KDX400 A1/A2	79-80	38x50x10.5mm	—	15-1421
	KLX400R	2003	49x60x10mm	15-5092	—
	KX400	1975	35x48x10.5mm	—	15-1422
	KX400A2	1976	36x48x10.5mm	—	15-1411
	KDX420B1	1981	38x50x10.5mm	—	15-1421
	KX420A1/A2	80-81	38x50x10.5mm	—	15-1421
	KDX450 A1	1982	38x50x10.5mm	—	15-1421
	F12MX450	1973	34x46x10.5mm	—	15-1420
	KLX450R	08-09	48x58x11mm	15-3621	15-5488
	KX450	1974	34x46x10.5mm	—	15-1420
	KX450F (4-stroke)	06-12	48x58x11mm	15-3621	15-5488
	KX500A	83-87	38x50x8/9.5mm	—	15-2567
	KX500D1	1988	43x55x9.5/10mm	—	15-5053
	KX500E1	1989	46x58x10.5/11mm	15-1432	—
	KX500E2	1990	41x53x8/9.5mm	15-5074	—
	KX500E3-E8	91-96	43x55x9.5/10mm	15-5067	15-5053
	KX500E9-E16	97-04	46x58x9.5/10mm	15-5086	15-5095
	KL600 KLR600	84-86	38x50x10.5mm	—	15-1421

EQUIPMENT & TOOLS	KAWASAKI® DUALSPORT/OFFROAD			FORK/DUST SEAL KIT	FORK SEALS
	APPLICATION	YEAR	DIMENSIONS		
	KL650 KLR650	87-07	38x50x10.5mm	—	15-1421
	KL650 KLR 650	08-12	41x53x8/9.5mm	15-5074	—
	KLX650 KLX650R	93-95	43x55x9.5/10mm	15-5067	15-5053
	KLX650C Dual Sport	93-96	43x55x9.5/10mm	15-5067	15-5053
	KLX650D1 KLX650R	1996	43x55x9.5/10mm	15-5067	15-5053
EQUIPMENT & TOOLS	SUZUKI® STREET			FORK/DUST SEAL KIT	FORK SEALS
	APPLICATION	YEAR	DIMENSIONS		
	GT185K/L Adventurer	73-74	30x40.5x10.5mm	—	15-1444
	T200/TC200	1969	30x40.5x10.5mm	—	15-1444
	GN250	82-88	33x46x11mm	15-1431	15-5063
	GS250TT/TX	80-81	33x46x11mm	15-1431	15-5063
	GT250K/L Hustler	73-74	33x46x11mm	—	15-5063
	GT250M/A/B Hustler	75-77	33x46x11mm	15-1431	15-5063
	GZ250	99-09	37x50x11mm	—	15-2561
	T250 (Model T20)	1969	34x46x10.5mm	—	15-1420
	T250II/R/J	70-72	34x46x10.5mm	—	15-1420
	TC250	1969	34x46x10.5mm	—	15-1420
	GS300LZ/LD	82-83	33x46x11mm	15-1431	15-5063
	GS300LF	1985	33x46x11mm	15-1431	15-5063
	T305	1969	34x46x10.5mm	—	15-1420
	T350II/R/J	70-72	34x46x10.5mm	—	15-1420
	GT380J/K Sebring	72-73	33x46x11mm	—	15-5063
	GT380 Sebring	74-77	33x46x11mm	15-1431	15-5063
	GN400T	80-82	35x48x11mm	—	15-1439
	GS400B/XB/C/XC	77-78	33x46x11mm	15-1431	15-5063
	GS400M/N/P Bandit	91-93	41x53x8/9.5mm	15-5085	—
	GS425N/EN/LN	1979	33x46x11mm	15-1431	15-5063
	GS450ET/EX/EZ/ED	80-83	33x46x11mm	15-1431	15-5063
	GS450G Automatic	82-83	33x46x11mm	15-1431	15-5063
	GS450GAF Automatic	1985	33x46x11mm	15-1431	15-5063
	GS450LT/LX/LZ	80-82	33x46x11mm	15-1431	15-5063
	GS450LD	1983	35x48x11mm	—	15-1439
	GS450LF/LG/LH/LJ	85-88	35x48x11mm	—	15-1439
	GS450ST/SX	80-81	33x46x11mm	15-1431	15-5063
	GS450TX/TZ	81-82	33x46x11mm	15-1431	15-5063
	GS450TXZ/TXD	82-83	33x46x11mm	15-1431	15-5063
	GS500E	89-00	37x49x8/9.5mm	15-6124	15-2562
	GT500A/B Titan	76-77	35x48x11mm	—	15-1439
	RE5/RE5MA Rotary	75-76	35x48x11mm	—	15-1439
	T500 1/II/III Titan	68-75	34x46x10.5mm	—	15-1420
	GS550B/C/EC	77-78	35x48x11mm	—	15-1439
	GS550N/EN/ET	79-80	35x48x11mm	—	15-1439
	GS550ED/ESD/EF	83-85	37x49x8/9.5mm	—	15-2562
	GS550ESF/ESG	85-86	37x49x8/9.5mm	—	15-2562
	GS550LN/LT/LX/LZ	79-82	35x48x11mm	—	15-1439
	GS550LD/LF	83, 85	37x50x11mm	—	15-2561
	GS550LG	1986	35x48x11mm	—	15-1439
	GS550MZ	1982	35x48x11mm	—	15-1439
	GS550TX	1981	35x48x11mm	—	15-1439
	GT550J-B Indy	72-77	35x48x11mm	—	15-1439
	GSF600S Bandit	96-98	41x53x8/9.5mm	15-5085	—
	GSF600S Bandit	99-05	41x53x8/10.5mm	15-5078	15-5079
	GSX600F Katana	88-96	41x54x11mm	15-5500	15-5087
	GSX600F Katana	97-06	41x54x11mm	15-5441	15-5087
	GSX-R600WN/WP	92-93	41x54x11mm	15-5500	15-5087
	GSX-R600	97-01	45x57x11mm	—	15-5081
	GSX-R600K2/K3	02-03	45x57x11mm	—	15-5081
	GSX-R600K4/K5	04-05	43x54x11mm	15-4973	15-5084
	GSX-R600	06-13	41x54x11mm	15-5441	15-5087
	RF600RR/RS/RT	94-96	41x54x11mm	15-5500	15-5087
	DL650 V-Ström	04-11	43x54x11mm	15-4973	15-5084
	DR650SL/SM/SN/SP	90-93	41x53x8/9.5mm	—	15-5084
	DR650SER/SES	94-95	41x53x8/9.5mm	—	—
	DR650SE	96-12	43x55x10.5mm	—	15-2564
	GR650D/XD Tempter	1983	35x48x11mm	—	15-1439
	GS650EX/EZ	81-82	35x48x11mm	—	15-1439
	GS650G	81-83	35x48x11mm	—	15-1439
	GS650MD Katana	1983	37x50x11mm	—	15-2561
	GSX-650F	08-09	41x54x11mm	—	15-5087

SUZUKI® STREET APPLICATION	YEAR	DIMENSIONS	FORK/DUST SEAL KIT	FORK SEALS
LS650 Savage	86-88	38x50x8/9.5mm	—	15-2567
LS650 Savage	95-04	38x50x8/9.5mm	—	15-2567
S40 Boulevard 650cc	05-14	38x50x8/9.5mm	—	15-2567
SV650	99-02	41x53x8/9.5mm	15-5076	—
SV650	03-09	41x54x11mm	15-5441	15-5087
XN85D Turbo	1983	37x50x11mm	—	15-2561
GS700EF/ESF	1985	37x50x11mm	—	15-2561
VS700G Intruder	86-87	37x50x11mm	—	15-2561
GS750B/C/EC/N	77-78	35x48x11mm	—	15-1439
GS750EN/ET/EX/EZ	79-82	35x48x11mm	—	15-1439
GS750ED/ESD	1983	37x50x11mm	—	15-2561
GS750LN	1979	37x50x11mm	—	15-2561
GS750LT/LX	80-81	35x48x11mm	—	15-1439
GS750TZ/TD	82-83	35x48x11mm	—	15-1439
GS750SD Katana	1983	37x49x8/9.5mm	—	15-2562
GSX750F Katana	89-96	41x54x11mm	15-5500	15-5087
GSX750F Katana	97-04	41x54x11mm	15-5441	15-5087
GSX-R750	06-13	41x54x11mm	15-5441	15-5087
GSX-R750G/H/RG	86-87	41x53x8/9.5mm	—	—
GSX-R750J/K/L	88-90	43x54x11mm	15-5431	15-5084
GSX-R750M/N	91-92	41x54x11mm	15-5500	15-5087
GSX-R750WP	1993	41x54x11mm	15-5500	15-5087
GSX-R750WR/WS	94-95	43x54x11mm	15-5431	15-5084
GSX-R750T/V/W/X/Y	96-00	43x54x11mm	15-5431	15-5084
GSX-R750K1/K2/K3	01-03	43x54x11mm	15-5431	15-5084
GSX-R750K4/K5	04-05	43x54x11mm	15-4973	15-5084
GSX-R750K6-K8, L1-L3	06-13	41x54x11mm	15-5441	15-5087
GT750J~B Lemans	72-77	35x48x11mm	—	15-1439
VS750G Intruder	88-91	39x52x11mm	—	15-5088
VS800GL Intruder	92-05	39x52x11mm	—	15-5088
VL800	01-06	41x54x11mm	15-5441	15-5087
VX800L/M/N/P	90-93	41x53x8/9.5mm	15-5085	—
VZ800 Marauder	97-04	41x53x8/9.5mm	15-5085	—
M50 Boulevard 800cc	05-07	41x53x8/9.5mm	15-5085	—
GS850G	79-83	37x49x8/9.5mm	—	15-2562
RF900R	94-97	43x54x11mm	15-5431	15-5084
DL1000 V-Strom	02-12	43x54x11mm	15-5431	15-5084
GS1000C/N	78-79	37x49x8/9.5mm	—	15-2562
GS1000EC/EN/ET	78-80	37x49x8/9.5mm	—	15-2562
GS1000GT/GX	80-81	37x49x8/9.5mm	—	15-2562
GS1000GLT/GLX	80-81	37x49x8/9.5mm	—	15-2562
GS1000LN	1979	37x49x8/9.5mm	—	15-2562
GS1000SN/ST	79-80	37x49x8/9.5mm	—	15-2562
GS1000SZ	1982	37x49x8/9.5mm	—	15-2562
GSX-R1000	01-08	43x55x9.5/10mm	15-5523	15-5053
GSX-R1000	09-13	43x54x11mm	15-4973	15-5084
SV1000K3/K4	03-04	46x58x10.5mm	—	15-5089
SV1000SK3~SK7	03-07	46x58x10.5mm	—	15-5089
TL1000S	97-01	43x55x9.5/10mm	15-5462	15-5053
TL1000RW~RK2	98-03	43x55x9.5/10mm	15-5523	15-5053
GS1100ET/EX/EZ	80-82	37x49x8/9.5mm	—	15-2562
GS1100ED/ESD	1983	37x49x8/9.5mm	—	15-2562
GS1100GZ/GD	82-83	37x49x8/9.5mm	—	15-2562
GS1100GLZ/GLD	82-83	37x49x8/9.5mm	—	15-2562
GS1100GKZ/GK2	1982	43x55x9.5/10mm	—	15-5053
GS1100GKD/GKE	83-84	43x55x9.5/10mm	—	15-5053
GS1100LT	1980	37x49x8/9.5mm	—	15-2562
GS1100SD Katana	1983	37x49x8/9.5mm	—	15-2562
GSX1100G Shaft	91-93	43x55x9.5/10mm	—	15-5053
GSX1100FJ~FP Katana	88-93	41x54x11mm	15-5500	15-5087
GSX-R1100K/L	89-90	43x55x9.5/10mm	—	15-5053
GSX-R1100M/N	91-92	41x53x8/9.5mm	15-5085	—
GSX-R1100WP/WR	93-94	41x53x8/9.5mm	15-5085	—
GSX-R1100W	95-98	43x55x9.5/10mm	15-5462	15-5053
GS1150E, All	83-86	37x49x8/9.5mm	—	15-2562
GSF1200S	97-00	43x54x11mm	15-5431	15-5084
GSF1200SAV	1997	43x54x11mm	15-5431	15-5084
GSF1200 Bandit	01-05	43x54x11mm	15-5431	15-5084
GSF1250S/SA	07-09	43x54x11mm	15-4973	15-5084

SUZUKI® STREET APPLICATION	YEAR	DIMENSIONS	FORK/DUST SEAL KIT	FORK SEALS
GSX1250FA	2011	43x54x11mm	15-4973	15-5084
GSX1300R Hayabusa	99-14	43x55x9.5/10mm	15-5523	15-5053
GSX1300BK B-King	2008	43x55x9.5/10mm	—	15-5053
GV1400G Cavalcade	85-89	43x55x9.5/10mm	—	15-5053
VS1400G Intruder	87-09	41x54x11mm	15-5500	15-5087
S83 Boulevard1400cc	05-07	41x54x11mm	15-5500	15-5087
VL1500 Intruder LC	98-04	41x54x11mm	15-5500	15-5087
VL1500 C90 Boulevard	05-06	41x54x11mm	15-5500	15-5087
VZ1600 Maurauder	2004	43x54x11mm	—	15-5084
M109 Boulevard	06-09	46x58x10.5mm	—	15-5089
SUZUKI® DUALSPORT/OFFROAD APPLICATION	YEAR	DIMENSIONS	FORK/DUST SEAL KIT	FORK SEALS
OR50N/T	79-80	26x37x10.5mm	—	15-1413
RM50C/N/T	78-80	26x37x10.5mm	—	15-1413
RM60N/T/X/Z/D	79-83	26x37x10.5mm	—	15-1413
RM60K3/K4	03-04	30x42x11mm	—	15-5062
RM65K3/K4/K5	03-05	33x46x11mm	—	15-5063
TM75L/M/A	74-76	27x39x10.5mm	—	15-1410
TS75M/A/B	75-77	27x39x10.5mm	—	15-1410
DS80C/N/T/X/Z/D	78-83	26x37x10.5mm	—	15-1413
DS80F~X	85-99	26x37x10.5mm	—	15-1413
RM80B/C	77-78	27x39x10.5mm	—	15-1410
RM80G/H/J	86-88	33x46x10.5mm	—	15-1437
RM80K~K1	89-01	35x48x11mm	—	15-1439
RM85K2~K7	02-07	37x50x11mm	15-6348	15-2561
RM85LK2~LK7	02-07	37x50x11mm	15-6348	15-2561
RV90L/M/A/B Rover	74-77	27x39x10.5mm	—	15-1410
TC/TS90J	1972	30x40.5x10.5mm	—	15-1444
DS100C/N/T/X	78-81	27x39x10.5mm	—	15-1410
RM100A/B	76-77	30x40.5x10.5mm	—	15-1444
RM100N/T/X	79-81	35x48x11mm	—	15-1439
TC/TS100K~A	73-77	30x40.5x10.5mm	—	15-1444
TM100L/M	74-75	30x40.5x10.5mm	—	15-1444
TS100C/N	78-79	27x39x10.5mm	—	15-1410
DR-Z110K3/K4/K5	03-05	30x42x11mm	—	15-5062
DR-Z110LK3/LK4/LK5	03-05	30x42x11mm	—	15-5062
DR125G/H/J	86-88	35x48x11mm	—	15-1439
DR125SER~SEV	94-97	35x48x11mm	—	15-1439
RM125M/A	75-76	35x48x11mm	—	15-1439
RM125B/C	77-78	36x48x8/9.5mm	—	15-2569
RM125N/T/X/Z/D	79-83	38x50x10.5mm	—	15-1421
RM125E/F/G/H	84-88	43x55x10.5mm	—	15-2564
RM125J	1988	43x55x9.5/10mm	—	15-5053
RM125K	1989	46x58x10.5/11mm	15-1432	—
RM125L	1990	41x53x8/9.5mm	15-5074	—
RM125M/N/P/R/S	91-95	45x57x11mm	—	15-5081
RM125T/V/W/X/Y	96-00	49x60x10mm	15-5092	—
RM125K1~K7	01-08	47x58x10mm	15-5453	15-6298
SP125G/H/J	86-88	35x48x11mm	—	15-1439
TC125J/K/L/M/A/B	72-77	30x40.5x10.5mm	—	15-1444
TM125K/L/M	73-75	30x40.5x10.5mm	—	15-1444
TS125R~B Duster	71-77	30x40.5x10.5mm	—	15-1444
PE175C/N/T/X	78-81	36x48x8/9.5mm	—	15-2569
PE175Z/D/E	82-84	38x50x10.5mm	—	15-1421
RS175T/X/Z	80-82	36x48x8/9.5mm	—	15-2569
DS185C	1978	30x40.5x10.5mm	—	15-1444
TC185L/M/A/B	74-77	30x40.5x10.5mm	—	15-1444
TS185R~A Sierra	71-76	30x40.5x10.5mm	—	15-1444
TS185B/C	77-78	30x40.5x10.5mm	—	15-1444
DR200G/H/J	86-88	35x48x11mm	—	15-1439
DR20S	15-16	35x48x11mm	—	15-1439
DR200SE Dual Sport	96-13	35x48x11mm	—	15-1439
SP200G/H/J	86-88	35x48x11mm	—	15-1439
DR250Z/D/F	82-85	36x48x8/9.5mm	—	15-2569
DR250 Offroad	90-93	43x54x11mm	15-5055	15-5084
DR250SE Dual Sport	90-95	43x54x11mm	15-5055	15-5084
DR-Z250K1~K7	01-07	43x54x11mm	15-5055	15-5084
DS250T	1980	36x48x8/9.5mm	—	15-2569
PE250B/C/N/T/X	77-81	36x48x8/9.5mm	—	15-2569

EQUIPMENT & TOOLS

HARD PARTS

CARB & FUEL

IGNITION/ELECTRICAL

CONTROL

SUSPENSION

ACCESSORIES

MARINE

AUTOMOTIVE

EQUIPMENT & TOOLS	SUZUKI® DUALSPORT/OFFROAD			FORK/DUST SEAL KIT	FORK SEALS
	APPLICATION	YEAR	DIMENSIONS		
	RL250L/M Trials	74-75	35x48x11mm	—	15-1439
	RM250A/B/C/C2	76-78	36x48x8/9.5mm	—	15-2569
	RM250N/T/X/Z	79-82	38x50x10.5mm	—	15-1421
	RM250D/E/F/G/H	83-87	43x55x10.5mm	—	15-2564
	RM250J	1988	43x55x9.5/10mm	—	15-5053
	RM250K/L	89-90	41x53x8/9.5mm	15-5074	—
	RM250M/N/P/R/S	91-95	45x57x11mm	—	15-5081
	RM250T/V/W/X/Y	96-00	49x60x10mm	15-5092	—
	RM250K1-K3	01-03	46x58x9.5/11mm	15-5086	15-5095
	RM-Z250 4-Stroke	04-06	48x58x11mm	15-3621	15-5488
	RM250K4~K8	04-08	47x58x10mm	15-5453	15-6298
	RM-Z250 4-Stroke	07-12	47x58x10mm	15-5453	15-6298
	RMX250K/L	89-90	41x53x8/9.5mm	15-5074	—
	RMX250M~W	91-98	45x57x11mm	—	15-5081
	RS250T/X	80-81	36x48x8/9.5mm	—	15-2569
	SP250Z/D/F	82-85	35x48x11mm	—	15-1439
	TM250J/K	72-73	34x46x10.5mm	—	15-1420
	TM250L/M	74-75	35x48x11mm	—	15-1439
	TS250I Savage	1969	35x48x10.5mm	—	15-1422
	TS250II Savage	1970	34x46x10.5mm	—	15-1420
	TS250R/J/K/L/M/A	71-76	34x46x10.5mm	—	15-1420
	TS250B/C/N	77-79	35x48x11mm	—	15-1439
	TS250T/X	80-81	36x48x8/9.5mm	—	15-2569
	DR350L~X Offroad	90-99	43x54x11mm	15-5055	15-5084
	DR350S Dual Sport	90-99	43x54x11mm	15-5055	15-5084
	DR/SP370C/N	78-79	36x48x8/9.5mm	—	15-2569
	RM370A/B	76-77	36x48x8/9.5mm	—	15-2569
	DR400T	1980	36x48x8/9.5mm	—	15-2569
	DR-Z400E	00-11	49x60x10mm	15-5092	—
	DR-Z400S	00-12	49x60x10mm	15-5092	—
	DR-Z400SM	05-09	47x58x10mm	—	15-6298
	PE400T/X	80-81	36x48x8/9.5mm	—	15-2569
	RM400C	1978	36x48x8/9.5mm	—	15-2569
	RM400N/T	79-80	38x50x10.5mm	—	15-1421
	SP400T	1980	36x48x8/9.5mm	—	15-2569
	TM400R/J Cyclone	71-72	34x46x10.5mm	—	15-1420
	TM400K/L/M	73-75	35x48x11mm	—	15-1439
	TS400J~B Apache	71-77	34x46x10.5mm	—	15-1420
	RM-Z450 4-Stroke	06-12	47x58x10mm	15-5453	15-6298
	RM465X/Z	81-82	43x55x10.5mm	—	15-2564
	DR500X/Z/D	81-83	36x48x8/9.5mm	—	15-2569
	RM500D/E	83-84	43x55x10.5mm	—	15-2564
	SP500X/Z/D	81-83	36x48x8/9.5mm	—	15-2569
	DR650SE Dual Sport	96-12	43x55x10.5mm	—	15-2564
ACCESSORIES	TRIUMPH®			FORK/DUST SEAL KIT	FORK SEALS
	APPLICATION	YEAR	DIMENSIONS		
	Daytona 750	93-98	43x55x10.5mm	—	15-2564
	Trident 750	91-97	43x55x10.5mm	—	15-2564
	Adventure 900	95-99	43x55x10.5mm	—	15-2564
	Daytona 900	93-98	43x55x10.5mm	—	15-2564
	Daytona 900 SP3	94-98	43x55x10.5mm	—	15-2564
	Speed Triple 900	94-96	43x55x10.5mm	—	15-2564
	Speed Triple T509 (900cc)	97-00	43x55x10.5mm	—	15-2564
	Sprint 900	92-98	43x55x10.5mm	—	15-2564
	Thunderbird 900	95-98	43x55x10.5mm	—	15-2564
	Tiger 900	93-98	43x55x10.5mm	—	15-2564
	Trident 900	91-97	43x55x10.5mm	—	15-2564
	Trophy 900	91-98	43x55x10.5mm	—	15-2564
	Speed Triple 955	98-04	45x57x11mm	—	15-5081
	Daytona 1200	93-98	43x55x10.5mm	—	15-2564
	Trophy 1200	91-98	43x55x10.5mm	—	15-2564
AUTOMOTIVE	YAMAHA® STREET			FORK/DUST SEAL KIT	FORK SEALS
	APPLICATION	YEAR	DIMENSIONS		
	RX50K/L/MK Special	83-84	26x37x10.5mm	—	15-1413
	YSR50T/U/W/A/B/D	87-92	27x39x10.5mm	—	15-1410
	LB80PJ	1982	26x37x10.5mm	—	15-1413
	HS1/HS1B 90	70-71	27x39x10.5mm	—	15-1410
	LS2 100	1972	27x39x10.5mm	—	15-1410

EQUIPMENT & TOOLS	YAMAHA® STREET			FORK/DUST SEAL KIT	FORK SEALS
	APPLICATION	YEAR	DIMENSIONS		
	RS100B/C	75-76	27x39x10.5mm	—	15-1410
	CS3C/CS3B 200	70-71	30x40.5x10.5mm	—	15-1444
	CS5 200	1972	30x40.5x10.5mm	—	15-1444
	RD200A/B/C	74-76	30x40.5x10.5mm	—	15-1444
	DS7 250	1972	34x46x10.5mm	—	15-1420
	RD250A/B	73-75	34x46x10.5mm	—	15-1420
	TD3 250 (Roadrace)	1972	34x46x10.5mm	—	15-1420
	R3 350	1969	34x46x10.5mm	—	15-1420
	R5 350	70-72	34x46x10.5mm	—	15-1420
	RD350A/B	73-75	34x46x10.5mm	—	15-1420
	RZ350L/N/NC/NCII	84-85	35x48x11mm	—	15-1439
	TR3 350 (Roadrace)	1972	34x46x10.5mm	—	15-1420
	TZ350 (Roadrace)	1973	34x46x10.5mm	—	15-1420
	TZ350C/D/E	76-78	35x48x10.5mm	—	15-1422
	XS360C/D/2D	76-77	33x46x10.5mm	—	15-1437
	FZR400	88-90	38x50x8/9.5mm	15-5460	15-2567
	RD400C/D/E	76-78	34x46x10.5mm	—	15-1420
	RD400F	1979	35x48x10.5mm	—	15-1422
	XS400D/E/F	77-79	33x46x10.5mm	—	15-1437
	XS4002E/2F	78-79	33x46x10.5mm	—	15-1437
	XS400G/H Special	80-81	33x46x10.5mm	—	15-1437
	XS400J/K Maxim	82-83	35x48x11mm	15-4975	15-1439
	XS400R/J/RK Seca	82-83	35x48x11mm	15-4975	15-1439
	XS400S Special	80-82	33x46x10.5mm	—	15-1437
	YP400 Majesty	05-14	41x53x8/9.5mm	15-5085	—
	SR500E/F/G/H	78-81	35x48x10.5mm	—	15-1422
	TX500/A	73-74	34x46x10.5mm	—	15-1420
	XS500B	1975	34x46x10.5mm	—	15-1420
	XS500C/D/E	76-78	35x48x11mm	—	15-1439
	XV500K Virago	1983	36x48x8/9.5mm	—	15-2569
	XV535 Virago	87-88	36x48x11mm	—	15-2566
	XV535 Virago	1990	36x48x11mm	—	15-2566
	XV535 Virago	93-00	36x48x11mm	—	15-2566
	XJ550H/J/K Maxim	81-83	36x48x8/9.5mm	—	15-2569
	FJ600	84-85	36x48x8/9.5mm	—	15-2569
	FZ600	86-88	36x48x8/9.5mm	—	15-2569
	FZ6	09-15	41x53x10.5mm	15-5009	15-2563
	FZR600W/WC/AC/R	89-97	38x50x8/9.5mm	15-5460	15-2567
	SRX600S/SC	1986	36x48x8/9.5mm	—	15-2569
	XJ600S Seca II	92-97	38x50x8/9.5mm	15-5460	15-2567
	YX600S Radian	86-90	36x48x8/9.5mm	—	15-2569
	YZF600R	95-96	41x53x8/9.5mm	15-5085	—
	YZF600RJ/RJC	1997	41x53x8/9.5mm	15-5085	—
	YZF600RK	98-99	41x53x8/9.5mm	15-5076	—
	YZF600R	00-04	41x53x8/9.5mm	15-5085	—
	YZF600RT	2005	41x53x8/9.5mm	15-5085	—
	YZF-R6	99-04	43x55x9.5/10mm	—	15-5523 15-5053
	YZFR6	06-15	41x53x10.5mm	15-5009	15-2563
	YZF-R6S	06-09	43x55x9.5/10mm	15-5523	15-5053
	XJ650G/H/J/K Maxim	80-83	36x48x8/9.5mm	—	15-2569
	XJ650LH/LJ	80-83	36x48x8/9.5mm	—	15-2569
	XJ650LK Seca Turbo	1983	37x49x8/9.5mm	—	15-2562
	XJ650RJ Seca	1982	36x48x8/9.5mm	—	15-2569
	XS1/XS1B/XS2 650	70-72	34x46x10.5mm	—	15-1420
	TX650/A	73-74	34x46x10.5mm	—	15-1420
	XS650B/C	75-76	34x46x10.5mm	—	15-1420
	XS650D/E/F/2F/G/H	77-81	35x48x10.5mm	—	15-1422
	XS650SE~SK	78-83	35x48x10.5mm	—	15-1422
	XVS650 V-Star	98-14	41x53x8/9.5mm	15-5076	—
	XJ700N Maxim	85-86	38x50x8/9.5mm	15-5461	15-2567
	XJ700XN	85-86	38x50x8/9.5mm	15-5461	15-2567
	XV700 Virago	84-87	38x50x8/9.5mm	15-5461	15-2567
	XV700SS/SSC Virago	1986	38x50x8/9.5mm	15-5461	15-2567
	FZ750N/S/SC	85-86	39x51x8/10mm	—	—
	FZ750U/UC	1988	39x51x8/10mm	—	—
	FZR750RT/RU	87-88	41x53x8/9.5mm	—	—
	TX750/A	73-74	35x48x10.5mm	—	15-1422
	TZ750A (Roadrace)	1974	35x48x10.5mm	—	15-1422
	TZ750D (Roadrace)	1977	35x48x10.5mm	—	15-1422

YAMAHA® STREET APPLICATION			FORK/DUST SEAL KIT	FORK SEALS
YEAR	DIMENSIONS			
XS750D	1977	35x48x11mm	—	15-1439
XS7502D/E/SE/F/SF	77-79	36x48x11mm	15-5069	15-2566
XJ750 Maxim, Midnight	82-83	36x48x8/9.5mm	—	15-2569
XJ750RH/RJ/RK Seca	81-83	36x48x11mm	15-6126	15-2566
XV750 Virago, All	81-83	36x48x8/9.5mm	—	15-2569
XV750 Virago	88-94	38x50x8/9.5mm	15-5461	15-2567
XV750 Virago	95-97	38x50x8/9.5mm	15-5460	15-2567
YZF750RF/RFC	1994	41x53x8/9.5mm	15-5085	—
YZF750R	96-98	41x53x8/9.5mm	15-5085	—
FZ8N	11-13	43x55x9.5/10mm	15-5523	15-5053
TDM850	92-93	41x53x10.5mm	15-5009	15-2563
XS850G/H	80-81	36x48x11mm	15-5069	15-2566
XS850LG/LH/SG/SH	80-81	36x48x8/9.5mm	—	15-2569
FZ09	2014	41x53x8/9.5mm	15-5076	15-5083
XJ900RK Seca	1983	37x49x8/9.5mm	15-6124	15-2562
XV920J Virago	1982	36x48x11mm	15-6126	15-2566
XV920K/MK Virago	1983	36x48x8/9.5mm	—	15-2569
XV920RH/RJ	81-82	37x49x8/9.5mm	—	15-2562
XVS95 V-Star	09-14	41x53x8/9.5mm	15-5076	—
XVS950 Bolt/R-Spec	2014	41x53x8/9.5mm	15-5076	—
FZR1000T/TC/U/UC	87-88	41x53x8/9.5mm	15-5085	—
FZR1000W/WC/A/AC	89-90	43x55x9.5/10	15-5462	15-5053
FZR1000B	91-93	41x53x8/9.5mm	15-5085	—
FZR1000F/FC/G/GC	94-95	43x55x9.5/10	—	15-5053
FZS1000 FZ1	06-14	43x55x9.5/10	—	15-5053
XV1000L Virago	84-85	38x50x8/9.5mm	—	15-2567
YZF1000R/RKC	1998	41x53x8/9.5mm	15-5076	—
YZF-R1	99-01	41x53x8/9.5mm	15-5076	—
YZF-R1	02-08	43x55x9.5/10	15-5523	15-5053
FJ1100L/LC/N/NC	84-85	41x53x8/9.5mm	15-5085	—
XS1100E/F/G/H	78-81	37x49x8/9.5mm	—	15-2562
XS1100S Special	79-81	37x48x10.5mm	—	15-5587
XV1100 Virago	86-88	38x50x8/9.5mm	—	15-2567
XV1100 Virago	89-94	38x50x8/9.5mm	15-5461	15-2567
XV1100S Virago	95-97	38x50x8/9.5mm	15-5460	15-2567
XVS1100 V-Star, All	99-09	41x53x8/9.5mm	15-5076	—
FJ1200, All	86-93	41x53x8/9.5mm	15-5085	—
VMX12 V-Max	85-92	40x52x8/9.5mm	—	15-2598
VMX12V-Max	93-98	43x55x9.5/10	15-5462	15-5053
VMX12 V-Max	99-07	43x55x9.5/10	15-5523	15-5053
XVZ12 Venture, All	83-93	40x52x8/9.5mm	—	15-2598
XVS1300 V-Star, All	07-10	41x53x8/9.5mm	15-5076	—
XVS13	11-15	41x53x10.5	15-5009	15-2563
XVZ13 Royal Star, All	96-13	43x54x11mm	15-5431	15-5084
XV1600A Road Star, All	99-03	43x54x11mm	15-5431	15-5084
XV1700 Road Star, All	04-14	43x54x11mm	15-5431	15-5084
XV1700P Warrior	02-09	41x53x8/9.5mm	15-5076	—
XV1900T Stratoliner, All	06-14	46x58x10.5mm	—	15-5089
XV1900V Roadliner, All	06-14	46x58x10.5mm	—	15-5089
XV19CX Raider, All	08-14	46x58x10.5mm	—	15-5089

YAMAHA® ATV APPLICATION			FORK/DUST SEAL KIT	FORK SEALS
YEAR	DIMENSIONS			
YTZ250N	1985	35x48x11mm	—	15-1439
YTZ250S	1986	39x52x11mm	—	15-5088

YAMAHA® DUALSPORT/OFFROAD APPLICATION			FORK/DUST SEAL KIT	FORK SEALS
YEAR	DIMENSIONS			
YZ50G	1980	26x37x10.5mm	—	15-1413
YZ60H/J/K	81-83	26x37x10.5mm	—	15-1413
BW80S/T/U/A	86-90	26x37x10.5mm	—	15-1413
MX80G/H/J	80-82	26x37x10.5mm	—	15-1413
PW80 Y-Zinger	83-03	26x37x10.5mm	—	15-1413
YZ80A/B/C/D/E	74-78	27x39x10.5mm	—	15-1410
YZ80E1~N1	93-01	36x48x8/9.5mm	—	15-2569
YZ85P/R/S/T/V	02-06	36x48x8/9.5mm	—	15-2569
HT1/HT1B/HT1BM90	70-71	27x39x10.5mm	—	15-1410
TT-R90M/MC~T/ET	00-05	26x37x10.5mm	—	15-1413
DT100A/B/C	74-76	30x40.5x10.5mm	—	15-1444
DT/MX100	72-83	27x39x10.5mm	—	15-1410

YAMAHA® DUALSPORT/OFFROAD APPLICATION			FORK/DUST SEAL KIT	FORK SEALS
YEAR	DIMENSIONS			
MX100A/B	74-75	30x40.5x10.5mm	—	15-1444
MX100F/G/H/J/K	79-83	27x39x10.5mm	—	15-1410
RT100A~M	90-00	27x39x10.5mm	—	15-1410
YZ100C/D	76-77	34x46x10.5mm	—	15-1420
YZ100G/H	80-81	35x48x10.5mm	—	15-1422
YZ100J/K	82-83	36x48x10.5mm	—	15-1411
AT1E125	1969	30x40.5x10.5mm	—	15-1444
AT-125	69-73	30x40.5x10.5mm	—	15-1444
DT125A/B/C	74-76	30x40.5x10.5mm	—	15-1444
IT125H	1981	35x48x10.5mm	—	15-1422
MX125A/B	74-75	30x40.5x10.5mm	—	15-1444
MX125C	1976	34x46x10.5mm	—	15-1420
TTR125	00-07	30x40.5x10.5mm	—	15-1444
YZ125A/B	74-75	30x40.5x10.5mm	—	15-1444
YZ125C	1976	34x46x10.5mm	—	15-1420
YZ125D/E/F/G	77-80	36x48x10.5mm	—	15-1411
YZ125H/J/K	81-83	38x50x8/9.5mm	—	15-2567
YZ125L/N	84-85	43x54x11mm	15-5055	15-5084
YZ125S/T	86-87	43x55x10.5mm	—	15-2564
YZ125U	1988	43x55x9.5/10mm	—	15-5053
YZ125W/A	89-90	41x53x8/9.5mm	15-5074	—
YZ125BD1E1F1G1	91-95	43x55x9.5/10	15-5067	15-5053
YZ125H1~R1	96-03	46x58x9.5/11mm	15-5086	15-5095
YZ125S1/T1/SV	04-11	48x58x11mm	15-3621	15-5488
CT/DT-175	69-76	30x40.5x10.5mm	—	15-1444
IT175D/E/F/G/H	77-81	36x48x10.5mm	—	15-1411
IT175J/K	82-83	38x50x8/9.5mm	—	15-2567
MX175A/B	74-75	30x40.5x10.5mm	—	15-1444
TY175B/C	75-76	30x40.5x10.5mm	—	15-1444
IT200L/N/S	84-86	43x55x10.5mm	—	15-2564
WR200RD	1992	41x53x8/9.5mm	15-5074	—
XT200J/K/KC	82-83	35x48x10.5mm	—	15-1422
TT225S/T	86-87	36x48x11mm	15-6126	15-2566
TT225L/LC/RM/RMC	00-01	36x48x11mm	15-6126	15-2566
TT-R225	01-04	36x48x11mm	15-6126	15-2566
XT225 Dual Sport	92-07	36x48x11mm	15-6126	15-2566
TTR230	06-12	36x48x11mm	15-6126	15-2566
DT1A/B/C/E/S-250	68-71	34x46x10.5mm	—	15-1420
DT2/DT3-250	72-73	34x46x10.5mm	—	15-1420
DT250A/B/C/D/E	74-78	34x46x10.5mm	—	15-1420
DT250F	1979	36x48x10.5mm	—	15-1411
DT1CMX-250	70-71	34x46x10.5mm	—	15-1420
DT1EMX-250/DT2MX250	70-72	34x46x10.5mm	—	15-1420
MX250/A/B	73-75	34x46x10.5mm	—	15-1420
IT250D/E/F/G	77-80	36x48x10.5mm	—	15-1411
IT250H/J	81-82	38x50x8/9.5mm	—	15-2567
IT250K	1983	43x55x10.5mm	—	15-2564
TT250G/H/J	80-82	36x48x10.5mm	—	15-1411
TT250RL	99-00	43x55x9.5/10mm	15-5067	15-5053
TTR-250	01-06	43x55x9.5/10mm	15-5067	15-5053
TY250A/C/D Trials	74-77	34x46x10.5mm	—	15-1420
WR250ZB~ZJ	91-97	43x55x9.5/10mm	15-5067	15-5053
WR250F	01-04	46x58x9.5/11mm	15-5086	15-5095
WR250F	05-11	48x58x11mm	15-3621	15-5488
XT250G/H/J/K/KC	80-83	35x48x10.5mm	—	15-1422
XT250L/LC	1984	36x48x10.5mm	—	15-1411
YZ250A/B	74-75	34x46x10.5mm	—	15-1420
YZ250D/E/F/G	77-80	38x50x8/9.5mm	—	15-2567
YZ250	81-87	43x55x10.5mm	—	15-2564
YZ250U	1988	43x55x9.5/10mm	—	15-5053
YZ250W/A	89-90	41x53x8/9.5mm	15-5074	—
YZ250B	91-95	43x55x9.5/10mm	15-5067	15-5053
YZ250	96-03	46x58x9.5/11mm	15-5086	15-5095
YZ250S1/T1/V1	04-11	48x58x11mm	15-3621	15-5488
YZ250F	01-03	46x58x9.5/11mm	15-5086	15-5095
YZ250F	04-14	48x58x11mm	15-3621	15-5488
YZ250WRW/WRA	89-90	41x53x8/9.5mm	15-5074	—
TT350S/T	86-87	41x54x11mm	—	15-5087
TY350N/S Trials	85-86	36x48x10.5mm	—	15-1411

EQUIPMENT & TOOLS

HARD PARTS

CARB & FUEL

IGNITION/ELECTRICAL

CONTROL

SUSPENSION

ACCESSORIES

MARINE

AUTOMOTIVE

EQUIPMENT & TOOLS

YAMAHA® DUALSPORT/OFFROAD APPLICATION			FORK/DUST SEAL KIT	FORK SEALS
XT350	85-00	36x48x10.5mm	—	15-1411
DT/MX/YZ360	70-75	34x46x10.5mm	—	15-1420
DT400B/C/D/E	75-78	34x46x10.5mm	—	15-1420
IT400C/D/E/F	76-79	36x48x10.5mm	—	15-1411
MX400B	1975	34x46x10.5mm	—	15-1420
YZ400D/E/F	77-79	38x50x8/9.5mm	—	15-2567
WR400F	98-00	46x58x9.5/11mm	15-5086	15-5095
YZ400F	98-99	46x58x9.5/11mm	15-5086	15-5095
IT425G	1980	36x48x10.5mm	—	15-1411
WR426F	01-02	46x58x9.5/11mm	15-5086	15-5095
YZ426F	00-02	46x58x9.5/11mm	15-5086	15-5095
WR450FR/FS	03-04	46x58x9.5/11mm	15-5086	15-5095
WR450FT /FV	05-10	48x58x11mm	15-3621	15-5488
YZ450FR	2003	46x58x9.5/11mm	15-5086	15-5095
YZ450FS/FV	04-14	48x58x11mm	15-3621	15-5488
IT465H/J	81-82	38x50x8/9.5mm	—	15-2567
YZ465G	1980	38x50x8/9.5mm	—	15-2567
YZ465H	1981	43x55x10.5mm	—	15-2564
IT490K/L	83-84	43x55x10.5mm	—	15-2564
YZ490J/K/L/N/S/T	82-87	43x55x10.5mm	—	15-2564
YZ490U/W/A	88-90	43x55x9.5/10mm	—	15-5053
SC500/A Scrambler	73-74	34x46x10.5mm	—	15-1420
TT/XT500	76-81	36x48x10.5mm	—	15-1411
WR500ZD/ZE	92-93	43x55x9.5/10mm	15-5067	15-5053
XT550J/K	82-83	38x50x8/9.5mm	—	15-2567
TT600	83-86	43x55x10.5mm	—	15-2564
XT600	84-95	41x53x10.5mm	—	15-2563

HARD PARTS

CARB & FUEL

IGNITION/ELECTRICAL

CONTROL

SUSPENSION

ACCESSORIES


MARINE

AUTOMOTIVE

MOTION PRO FORK OIL LEVEL GAUGE

The perfect tool for the shop or home mechanic. This tool allows easy and accurate fork oil level measurement, adjustment and fine tuning.

35-1974 Motion Pro Fork Oil Level Gauge



SAG MASTER™ SAG TOOL

The Sag Master makes measuring "Race Sag" fast, easy, and accurate.

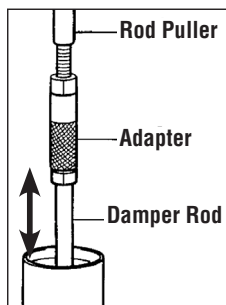
35-8681 Sag Master™ Sag Tool



K&L FORK DAMPER ROD BLEED TOOL SET

This tool threads on to damper rod and allows better control of bleeding. Works on most Japanese applications.


35-8703 K&L Fork Damper Rod Bleed Tool Set
Includes 3 adapters: 9 x 1.0mm, 10 x 1.0mm, and 12 x 1.25mm



SHOCK SEAL BULLET TOOL

"Bullet Tools" make seal head installation onto shafts quick and easy.

35-8677	TSSB125	12.5 x 10mm Shock Seal Bullet
35-8678	TSSB14	14 x 12mm Shock Seal Bullet
35-8679	TSSB16	16 x 12mm Shock Seal Bullet
35-8685	TSSB18	18 x 16mm Shock Seal Bullet
35-8686	TSSB1812	18 x 12mm Shock Seal Bullet



MOTION PRO FORK SEAL BULLETS

These fork seal bullets protect the fork seal and wiper of inverted forks from damage by the bushing groove during installation. Eliminates the need to wrap the fork tube with tape. Sold as a six piece set.

35-7578 Motion Pro Fork Seal Bullets.
Includes six seal guides: 36mm Red, 41mm Blue, 43mm Green, 45mm Yellow, 46mm Black, and 47mm White



K&L 48MM FORK SEAL DRIVER

Our most popular single-size split seal driver. Fits many late model dirt bikes including 04-14 YZ Models and 05-14 WR models (YM-A0948-A)

35-0948 K&L 48mm Split Driver



MOTION PRO RINGER FORK SEAL DRIVER TOOL

Designed for easy installation of most fork seals on either conventional or inverted forks. The weight of each driver is approximately 25oz. Manufactured from CAD-II plated carbon steel and feature a split design. Sold individually. **Made in U.S.A.** Available in the following sizes:

35-0943	35/36mm
35-1965	37mm
35-1967	39mm
35-1970	41mm
35-1972	43mm
35-1973	45mm
35-0934	49MM Ringer Fork Seal Driver
35-0935	50MM Ringer Fork Seal Driver





FORK DUST BOOTS FOR HONDA CB550/750

15-1414 Fork Dust Boots for Honda CB550/750



FORK DUST BOOTS FOR HONDA XR/CR/CB

Fits 35mm fork tubes. Fits 46-47mm inner groove of fork leg.

15-1417 Fork Dust Boots for Honda XR/CR/CB



HARLEY DAVIDSON® RUBBER GAITOR FORK BOOTS

15-1401 41mm Fork Boots

15-1402 39mm Fork Boots



RUBBER GAITOR FORK BOOTS FOR HONDA CB

Replaces OEM# 51611-300-000

15-1406 Rubber Gaitor Fork Boots for Honda CB



RED LINE SUSPENSION FLUIDS

These synthetic fluids provide excellent resistance to fade and aeration with a very low viscosity. Extra Light works well in Showa and Kayaba front MX forks; Light Weight is best for rear shocks. Sold each 16 fl.oz. bottle.

35-2075 Like Water Suspension Fluid

35-2078 Extra Light (2.5 wt.) 35-2088 Light (5 wt.)

35-2089 Medium (10 wt.) 35-2109 Heavy (30 wt.)



ADJUSTABLE FORK SEAL DRIVERS (26-36MM) AND (38-52MM)

Adjustable fork seal drivers fit 26-36mm or 38-52mm forks! Sold each.

35-7989 Adjustable Fork Seal Driver (26mm-36mm)

35-7998 Adjustable Fork Seal Driver (38mm-52mm)



SPLIT FORK SEAL DRIVER FOR YAMAHA V-MAX

Split fork seal driver fits 52mm fork seals used on 09-12 V-Max. Sold each.

35-6466 Split Fork Seal Driver for V-Max



K&L ADJUSTABLE SPLIT FORK SEAL DRIVER SETS

Replace fork seals without removing the inner fork tube from the T-clamp.

35-7521 Adjustable Split Fork Seal Driver Set (35mm - 46mm)
Set includes: one Split Seal Driver and seven Seal Guides: 35mm, 36mm, 38mm, 41mm, 43mm, 45mm, & 46mm.

35-7571 Large Adjustable Split Fork Seal Driver Set (47mm-50mm)
Set includes: one Split Seal Driver and Four Seal Guides : 47mm, 48mm, 49mm, & 50mm.

35-7568 Adjustable Split Fork Seal Driver Set, Harley-Davidson®
Set includes: one Split Seal Driver and three Seal Guides 35mm, 39mm, 41mm. Use for OEM H-D® KYB & Showa forks.

REPLACEMENT SEAL GUIDES (ADAPTERS) Sold each.

35-7522 35mm 35-7538 45mm 35-7523 36mm 35-7565 46mm

35-7559 38mm 35-7567 47mm 35-7566 39mm 35-7572 48mm

35-7560 41mm 35-7569 49mm 35-7562 43mm 35-7570 50mm

REPLACEMENT SPLIT SEAL DRIVERS Sold each.

35-7576 Split Seal Driver-fits 35, 36, 38, 39, 41, 43, 45 & 46mm adapters

35-7577 Split Seal Driver-fits 35-7567 (47mm), 35-7572 (48mm), 35-7569 (49mm) & 35-7570 (50mm)



35-7521

EQUIPMENT & TOOLS

HARD PARTS

CARB & FUEL

IGNITION/ELECTRICAL

CONTROL

SUSPENSION

ACCESSORIES

MARINE

AUTOMOTIVE

EQUIPMENT & TOOLS

HONDA ATC / MX SHOCK SPANNER WRENCH

This heavy duty tool is made of heat treated alloy and is designed for shop use. Fits Honda ATC200X, 250R, 350X, and MX models.

35-5971 Honda ATC / MX Shock Spanner Wrench

35-5971




HARD PARTS

CARB & FUEL

SHOCK SPANNERS

Forged steel alloy tool used to loosen and tighten the shock ring nuts on rear shocks. Designed for shop or home use. Available in 40-45mm, 60-65mm, 80mm and 100mm sizes for most applications.

- 35-6462 Shock Spanner (40-45mm)
- 35-6464 Shock Spanner (60-65mm)
- 35-6467 Shock Lock Nut Wrench (80mm)
- 35-6468 Shock Lock Nut Wrench (100mm)



IGNITION/ELECTRICAL

CONTROL

FORK SPRING COMPRESSOR TOOL

This unique fork spring compressor is designed to work on most current sport bikes and road racers. It allows the spring to be compressed while the fork cap is removed from the rod. It can be used on or off the bike on most models.

35-8680 Fork Spring Compressor Tool TFSC01






SUSPENSION

ACCESSORIES

MARINE

AUTOMOTIVE





ACCESSORIES

CHEMICALS / HARDWARE / MANUALS



ACCESSORIES

EQUIPMENT & TOOLS

HARD PARTS

CARB & FUEL

IGNITION/ELECTRICAL

CONTROL

SUSPENSION

ACCESSORIES

MARINE

AUTOMOTIVE

FASTENER KIT

33-4000 Fastener Kit includes 1 pk/10 of each part number. Available in the following sizes and shapes. Replacements sold in (pk/10)



K&L P/N	
33-3881	Push Rivet
33-3882	Push Rivet
33-3883	Push Rivet
33-3884	Push Rivet
33-3885	Push Rivet
33-3887	Push Pull
33-3889	Push Turn Rivet
33-3890	Push Turn Rivet
33-3891	Push Turn Rivet
33-3892	M6 Bolt Cap
33-3893	M8 Bolt Cap
33-3896	Latch Rivet
33-3897	Latch Rivet
33-3898	Latch Rivet
33-3933	Band
33-3941	Band
33-3950	Purse Lock
33-3951	Purse Lock
33-3952	Push Turn Rivet
33-3953	Cable Strap
33-3954	Rod Holder
33-3955	Wire Clip
33-3956	Screw Grommets
33-3977	Screw Grommets

33-3890



33-3898



33-3953



RIVET & BOLT CAP ASSORTMENT KIT

33-2460 Rivet And Bolt Cap Assortment Kit includes 1 pk/10 of each part number. Available in the following sizes and shapes. Replacements sold in (pk/10)

K&L P/N		K&L P/N	
33-3881	Push Rivet	33-3890	Push Turn Rivet
33-3882	Push Rivet	33-3891	Push Turn Rivet
33-3883	Push Rivet	33-3892	M6 Bolt Cap
33-3884	Push Rivet	33-3893	M8 Bolt Cap
33-3885	Push Rivet	33-3896	Latch Rivet
33-3887	Push Pull	33-3897	Latch Rivet
33-3889	Push Turn Rivet	33-3898	Latch Rivet

33-3898



33-3885



33-2460



PARTS STORAGE BOXES

Use for storage of parts inventory and organization. Sold Each.



SELF LOCKING STORAGE BIN BOXES

- 35-0057** 12" x 4" x 4-1/2"
- 35-0058** 12" x 12" x 4-1/2"

SELF LOCKING STORAGE BIN BOXES

(Can also be used as box dividers)

- 35-0059** 3-1/2" x 2" x 4-1/2"
- 35-0061** 3-1/2" x 8" x 4-1/2"



COMPARTMENT BOXES

Plastic storage boxes ideal for storing small parts and carb jets. Available in the following sizes:

- 35-7148 Small:** 5 compartments: 3-1/2" x 7-1/4" x 1-1/4"
- 35-7150 Large:** 18 compartments: 6-1/2" x 11" x 1-3/4"

35-7150



35-7148



WIRING LOOM FASTENER ASSORTMENT KIT

33-2467 Wiring Loom Fastener Assortment Kit includes 1 pk/10 of each part number. Available in the following sizes and shapes. Replacements sold in (pk/10)

K&L P/N	
33-3933	Band
33-3941	Band
33-3950	Purse Lock
33-3951	Purse Lock
33-3952	Push Turn Rivet
33-3953	Cable Strap
33-3954	Rod Holder
33-3955	Wire Clip
33-3956	Screw Grommets
33-3977	Screw Grommets



PUSH TURN RIVETS

Sold pk/10.

A: Pin Diameter **B:** Button Thickness **C:** Button Diameter **D:** Pin Length



K&L P/N	DESCRIPTION	HOLE SIZE	A	B	C	D
33-3889	Push Turn Rivet	6.0mm	9.9mm	2.5mm	18.0mm	18.7mm
33-3890	Push Turn Rivet	6.0mm	10.0mm	2.5mm	14.0mm	19.1mm
33-3891	Push Turn Rivet	6.0mm	10.0mm	2.5mm	14.0mm	18.2mm
33-3952	Push Turn Rivet	7.0mm	13.0mm	3.0mm	20.0mm	15.8mm



BOLT CAPS

Sold pk/10.



K&L P/N	DESCRIPTION	DIAMETER	HEIGHT
33-3892	M6 Bolt Cap	15.0mm	6.0mm
33-3893	M8 Bolt Cap	17.0mm	7.7mm



PURSE LOCKS/ROD HOLDERS/WIRE CLIPS

Sold pk/10.



K&L P/N	DESCRIPTION
33-3950	PURSE LOCK Clamp Diameter: 15.0mm Hole Diameter: 6.0mm
33-3951	PURSE LOCK Clamp Diameter: 17.0mm Hole Diameter: 7.7mm
33-3954	ROD HOLDER Clamp Diameter: 10-30mm, Hole Size: 7.0mm, Thick: 0.7-2.6mm Clamp Diameter: 10.0mm, Hole Size: 8.0mm, Thick: 1.2mm
33-3955	WIRE CLIP Clamp Diameter: 10-30mm, Hole Size: 7.0mm, Thick: 0.7-2.6mm Clamp: 23.0 X 14.0mm, Hole Size: 4.8mm, Thick: 0.6-2.0mm



SCREW GROMMETS

Sold pk/10.



K&L P/N	DESCRIPTION
33-3956	Screw Size: 5.0mm, Hole Size: 8.0mm, Thick: 0.7-3.0mm
33-3977	Screw Size: 6.0mm, Hole Size: 9.0mm, Thick: 0.8-3.0mm Base W X H X D : 17.0 X 1.0 X 10.0mm



PUSH RIVETS / PUSH PULLS

Sold pk/10.

A: Pin Diameter **B:** Button Thickness **C:** Button Diameter **D:** Pin Length



K&L P/N	DESCRIPTION	HOLE SIZE	A	B	C	D
33-3881	Push Rivet	6.0mm	4.7mm	1.5mm	12.0mm	20.5mm
33-3882	Push Rivet	6.0mm	4.7mm	2.0mm	20.0mm	15.0mm
33-3883	Push Rivet	6.0mm	4.7mm	1.5mm	12.0mm	23.0mm
33-3884	Push Rivet	6.5mm	5.3mm	1.5mm	18.0mm	21.0mm
33-3885	Push Rivet	6.5mm	5.5mm	1.5mm	15.0mm	20.5mm
33-3887	Push Pull	6.0mm	14.0mm	3.0mm	11.5mm	18.5mm
33-3903	Push Pull	8.0mm	13.0mm	3.0mm	16.0mm	20.0mm
33-3904	Push Pull	8.0mm	6.80mm	2.5mm	20.0mm	21.6mm



LATCH TYPE RIVETS

Sold pk/10.

A: Thickness **B:** Pin Head Thickness **C:** Pin Head Diameter **D:** Depth



K&L P/N	DESCRIPTION	HOLE SIZE	A	B	C	D
33-3896	Latch Rivet	7.6mm	1.5mm	6.5mm	9.4mm	9.8mm
33-3897	Latch Rivet	7.6mm	2.5mm	2.8mm	7.6mm	10.9mm
33-3898	Latch Rivet	7.6mm	2.5mm	6.5mm	9.4mm	10.9mm



BANDS / CABLE STRAPS

Sold pk/10.



K&L P/N	DESCRIPTION
33-3933	BAND Clamp Diameter: 20-40mm, Head Thick: 12.0mm Band Thick: 8.0mm Band Length: 161.20mm
33-3941	BAND Clamp Diameter: 6-13mm, Head Width: 10.0mm Band Thick: 4.0mm Band Length: 53.5mm
33-3953	CABLE STRAP Clamp Diameter: 10-30mm, Hole Size: 7.0mm, Thick: 8.0MM, Band Length: 118.95mm



EQUIPMENT & TOOLS

HARD PARTS

CARB & FUEL

IGNITION/ELECTRICAL

CONTROL

SUSPENSION

ACCESSORIES

MARINE

AUTOMOTIVE

EQUIPMENT & TOOLS

K&L HARDWARE ASSORTMENT KITS

Never be without the fastener, clip, spring, or whatever else you need in your shop! These kits will help you avoid those emergency trips to the local hardware store to finish up a job. Make life easier for you (and your techs) today.


- 35-2337 100 pc Waterproof Shrink Wrap Kit
- 35-2342 270 pc NBR O-ring Kit
- 35-2346 419 pc Metric O-ring Kit
- 35-2347 1000 pc Cotter Kit.
- 35-2348 300 pc S.A.E E-Clip Kit
- 35-2349 150 pc Hair Pin Kit
- 35-2352 300 pc S.A.E. Snap Ring Kit
- 35-2353 125 pc Grommet Kit
- 35-2355 110 pc S.A.E Copper Washer Kit
- 20-2357 120 pc ATC Fuse Kit
- 20-2358 120 pc ATM Mini Fuse Kit
- 35-2359 500 pc Rivet Kit
- 35-3582 350 pc Flat/Lock Washer Kit



HARD PARTS



CARB & FUEL



IGNITION/ELECTRICAL

CONTROL

MINI REFLECTORS

This tub of mini-reflectors is perfect for counter display. Reflectors can be used for license plates or many other uses.

- 23-8426 Red, tub of 150
- 23-8250 Blue, tub of 150



SUSPENSION

K&L EXTERNAL & INTERNAL CIRCLIPS


Available as a Shop kit or individually. **Made in Japan.**

- 33-7547 Shop Kit: includes one pack each of part numbers listed below. 175 pieces all packaged in a plastic storage box. Sourced directly from OEM manufacturers.

REPLACEMENT CIRCLIPS

Sold pk/25.

- 33-7551 12mm Honda 94510-12000 (external)
- 33-7552 14mm Honda 94510-14000 (external)
- 33-7553 15mm Honda 94510-15000 (external)
- 33-7554 20mm Honda 94510-20000 (external)
- 33-7555 25mm Honda 94510-25000 (external)
- 33-7556 37mm Honda 51447-028-00 (internal)
- 33-7558 42mm Yamaha 93410-42007 (internal)



OIL DRAIN PLUG WASHER ASSORTMENT

Kit contains 75 pieces, 25 pieces each from applications listed.

- 15-8484 Complete Kit-75 pieces. Replacements sold in pk/25.
- 15-8480 Honda 12mm 94109-12000 12.5 x 20 x 2.0mm
- 15-8481 Honda 14mm 94109-14000 14.5 x 22.5 x 2.0mm
- 15-8482 Kawasaki 12mm 92065-097 12.5 x 22.5 x 2.0mm
- NEW 6 AND 8MM SIZES AVAILABLE! NOT INCLUDED IN KIT**
- 15-8487 Honda 8mm 90474-333-000 8.3 x 15.7x2.0mm (pk/10)
- 15-8488 Kawasaki 8mm 92022-1086 8.3 x 16 x 1.2mm
- Suzuki 8mm 09168-08029 (pk/10)
- 15-8489 Suzuki 6mm 09168-06004 6.3 x 11 x 1.2mm
- Yamaha 6mm 90430-06016-00 (pk/10)



MARINE

AUTOMOTIVE

ACCESSORIES

K&L FAIRING AND BODY HARDWARE

OEM quality fasteners, bolts and screws for fairings, side covers and panels. Will also work on off-road plastic parts, side panels, radiator shrouds, etc. Available in a Shop Kit and individually (pk/25).

33-7873 Fairing and Body Hardware Kit includes 1 pk/25 of each part number. Available in the following sizes and head shapes. Replacements sold in (pk/25)

CHROME OVAL HEAD PHILLIPS KAWASAKI

33-7857 6 x 12mm **33-7861** 6 x 20mm
33-7858 6 x 14mm **33-7862** 6 x 28mm
33-7860 6 x 18mm



CHROME OVAL HEAD PHILLIPS YAMAHA/SUZUKI

33-7853 5 x 10mm **33-7855** 5 x 16mm



CHROME 4MM ALLEN OVAL HEAD (WIDE) YAMAHA

33-7863 6 x 16mm **33-7864** 6 x 24mm



CHROME 4MM ALLEN OVAL HEAD YAMAHA

33-7865 5 x 13mm **33-7866** 5 x 16mm



CHROME 4MM ALLEN OVAL HEAD SUZUKI

33-7867 6 x 12mm **33-7869** 6 x 20mm
33-7868 6 x 16mm **33-7870** 6 x 26mm



CHROME 4MM ALLEN OVAL HEAD W/ SHOULDER-HONDA

33-7871 4 x 13.5mm



BLACK 10MM HEAD FLANGE W/ SHOULDER HONDA

33-7872 6 x 15mm



NEW FAIRING HARDWARE

(NOT INCLUDED IN 33-7873) Sold in packs of 25.

BLACK ROUND TOP PHILLIPS SCREW - ZX TYPE

33-8320 5x16mm **92009-1654**
33-8321 5x20mm **92009-1656**



BLACK FLAT TOP PHILLIPS SCREW - ZX TYPE

33-8322 5x16mm **92009-1909**
33-8323 5x20mm



SMALL BUTTON HEAD ALLEN SCREW - ZX TYPE

33-8325 6x18mm **92150-1553**
33-8326 6x30mm **92150-1554**



TAPERED HEAD ALLEN BOLT

33-8285 5x16mm **92153-1244**
33-8287 5x20mm



OVAL HEAD ALLEN BOLT

33-8290 5x14mm **09139-05042/05022**
33-8291 5x16mm **09139-05025**
33-8292 5x20mm
33-8293 5x25mm



OVAL HEAD ALLEN BOLT WITH SHOULDER

33-8295 5mm w/ Shoulder **09139-05055**
33-8297 6mm w/ Shoulder **09139-06126**




1/4 TURN (QUICK RELEASE) FASTENERS

These quarter turn fasteners are ideal for bikes requiring frequent removal and replacement of fairings and other bodywork. Kit includes six ea. of fasteners & clips listed below, and twelve ea. of the washers. Refills available separately, sold pk/6.

- 33-9745** Quarter-Turn Fastener Assortment
- 33-9746** 6 x 13mm/Slotted Head Style Dzus Fastener
- 33-9747** 6 x 13mm/D-Ring Style Dzus Fastener
- 33-9748** 6 x 13mm/Phillips Head Style Dzus Fastener
- 33-9749** 6 x 13mm/4 mm Allen Head Style Dzus Fastener
- 33-9750** Clip Plate for Dzus Fastener
- 33-9751** Retaining Washers for Dzus Fastener (pk/12)



33-9745



OEM STYLE BOLT KIT -8MM HEX

33-9986 200 piece (Zinc) Kit which includes 25 pieces each of the sizes listed below, all with 8mm hex head.



REPLACEMENT BOLTS

Sold in pk/25.

- 33-9978** 6 x 12mm **Zinc**
- 33-9979** 6 x 16mm **Zinc**
- 33-9980** 6 x 20mm **Zinc**
- 33-9981** 6 x 25mm **Zinc**
- 33-9982** 6 x 30mm **Zinc**
- 33-9983** 6 x 35mm **Zinc**
- 33-9984** 6 x 40mm **Zinc**
- 33-9985** 6 x 45mm **Zinc**



33-9986

33-9981

EQUIPMENT & TOOLS

HARD PARTS

CARB & FUEL

IGNITION/ELECTRICAL

CONTROL

SUSPENSION

ACCESSORIES

MARINE

AUTOMOTIVE

EQUIPMENT & TOOLS

K&L MASTER CYLINDER COVER SCREWS ASSORTMENT SHOP KIT



125 piece kit. Kit includes one pack of each part number listed below all contained in a plastic storage box. **Made in Japan.**

33-1137 Shop Assortment Kit

REPLACEMENT SCREWS

Sold pk/25

- 33-1140** Zinc-Flat Oval Head 4 x 35mm, Honda 90137-422-006
- 33-1142** Zinc-Flat Oval Head 4 x 45mm, Honda 93600-04045-1G
- 33-1145** Black-Flat Oval Head 4 x 12mm, Kawasaki 92009-1458 Suzuki 69689-49300, Yamaha 98706-04012
- 33-1146** Black-Flat Oval Head 5 x 18mm, Kawasaki 92001-1055 Kawasaki 92001-1727
- 33-1147** Black-Flat Oval Head 4 x 10mm, Kawasaki 92001-1532 Yamaha 98706-04010

HARD PARTS

CARB & FUEL

IGNITION/ELECTRICAL

CONTROL



33-1137

SUSPENSION

ACCESSORIES



MARINE

AUTOMOTIVE

OEM SELF TAPPING SCREWS

Self Tapping screws are used on powersports models from all of the Big Four manufacturers. Used on Body Parts and Airbox assemblies. The same high quality part as the OE reference number listed.

Made in Japan. Sold in packs of 25.

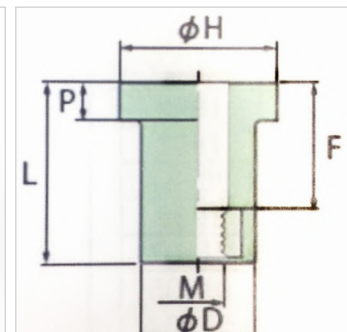
- 33-8351** Tapping screw: Black pan 4 x 10 Honda 93903-24280
- 33-8352** Tapping screw: Black pan 4 x 12 Honda 93903-24380
- 33-8352** Tapping screw: Black pan 4 x 12 Yamaha 97707-40012
- 33-8353** Tapping screw: Silver pan 5 x 16 Honda 93903-25310
- 33-8353** Tapping screw: Silver pan 5 x 16 Kawasaki 92172-0482
- 33-8353** Tapping screw: Silver pan 5 x 16 Suzuki 03541-0516A
- 33-8353** Tapping screw: Silver pan 5 x 16 Yamaha 97702-50016
- 33-8354** Tapping screw: Black pan 5 x 20 Honda 93903-25480
- 33-8354** Tapping screw: Black pan 5 x 20 Yamaha 90167-05078
- 33-8357** Tapping screw: Black pan 4 x 18 Kawasaki 92172-1072
- 33-8361** Tapping screw: Black pan 5 x 16 Suzuki 03541-0516B
- 33-8361** Tapping screw: Black pan 5 x 16 Suzuki 09132-05053
- 33-8361** Tapping screw: Black pan 5 x 16 Yamaha 97707-50016



ORIGINAL WELLNUT BRAND EXPANDING NUTS

These are the original Wellnut brand expanding nuts. They stand up to the weather much better than the cheap copies sold elsewhere. These are the same high quality part as the OE reference numbers listed. They are great for mounting custom accessories and are used in many industrial applications. Sold in a pack of 5.

PART#	DESCRIPTION	L (MM)	D (MM)	H (MM)	P (MM)	F (MM)
33-8065	WELLNUT 4X0.7	14.5	7.9	12	3.5	10
33-7897	WELLNUT 5X0.8	14.2	9.5	12.7	1.2	9
33-7898	WELLNUT 5X0.8	16.9	9.5	14.3	1	11.4
33-8064	WELLNUT 5X0.8	17.8	9.5	19.1	2	12.2
35-8066	WELLNUT 5X0.8	21.5	9.5	14.3	0.9	16
33-7895	WELLNUT 6X1.0	16	12.7	16	1.3	9.8
33-8063	WELLNUT 6X1.0	21	12.7	17.8	4.5	14.8
33-7896	WELLNUT 6X1.0	16	12.7	16	1.3	9.7
33-7945	WELLNUT 6X1.0	21.1	12.7	18.8	4.7	14.8



CYLINDER/CYLINDER HEAD NUTS

Replacements Sold pk/25. **Made in Japan.** Available in sizes listed.

NOTE: ALL CYLINDER/CYLINDER HEAD NUTS HAVE SMOOTH BACKS.

33-7710 150/pk Cylinder/Cylinder Head Hardware Kit

K&L P/N	DESCRIPTION	PITCH DIMENSIONS
33-7877	Cyl. Head Flange Nut	8mm x 1.25mm
33-7878	Cyl. Base Flange Nut	10mm x 1.25mm
33-7879	Cyl. Head Flange Cap Nut	8mm x 1.25mm
33-7880	Cyl. Head Flange Nut, colored	8mm x 1.25mm
33-7881	Cyl. Head Flange Nut, colored	10mm x 1.25mm
33-7884	Cyl. Head Flange Nut, colored	12mm x 1.25mm



ISO CAP NUTS

Sold pk/25. **Made in Japan.**

33-1040 6mm **33-1041** 8mm **33-1042** 10mm



LOCK WASHERS

Sold pk/100. **Made in Japan.**

33-1026 6mm
33-1027 8mm
33-1028 10mm



FENDER WASHERS

Sold pk/100. **Made in Japan.**

33-7545 6mm x 30mm O.D.
33-7546 8mm x 30mm O.D.



FLAT WASHERS

Sold pk/100. **Made in Japan.**


33-1035 5mm
33-1036 6mm
33-1037 8mm
33-1038 10mm



ALUMINUM SPACERS

(Contains 2 of each size)

33-1290 THIN SPACER KIT
33-1300 THICK SPACER KIT



SPECIALTY METRIC NUT KIT

Made in Japan

33-7714 Specialty Metric Nut Kit. Kit contains 25 each of the following specialty metric nuts. Replacements sold pk/25.

- 33-1019** 5 mm Iso Flange Nut, Gold
- 33-1020** 6 mm Iso Flange Nut, Gold
- 33-1021** 8 mm Iso Flange Nut, Gold
- 33-1022** 10 mm Iso Flange Nut, Gold
- 33-1023** 12 mm Iso Flange Nut, Gold
- 33-7886** 8 mm Iso Flange Nut, Silver
- 33-7885** 10 mm Iso Flange Nut, Silver
- 33-1014** 5 mm Nylock Nuts, Gold
- 33-1015** 6 mm Nylock Nuts, Gold
- 33-1016** 8 mm Nylock Nuts, Gold
- 33-1017** 10 mm Nylock Nuts, Gold
- 33-1018** 12 mm Nylock Nuts, Gold
- 33-1040** 6 mm Iso Cap Nut (Acorn), Chrome
- 33-1041** 8 mm Iso Cap Nut (Acorn), Chrome
- 33-1042** 10 mm Iso Cap Nut (Acorn), Chrome



METRIC NUTS

Sold Kit/100 assortment. **Made in Japan.**

34-7712 Metric Nut Kit. Kit includes 25 of each part# below

Kit includes 25 of each part below. **Made in Japan.**

34-1010 6mm (pk/100) **34-1012** 10mm (pk/100)
34-1011 8mm (pk/100) **34-1013** 8mm (with 12mm head) (pk/100)



ISO FLANGE NUTS

Sold pk/25. **Made in Japan.**

33-1019 5mm **33-1021** 8mm **33-1023** 12mm
33-1020 6mm **33-1022** 10mm



ISO FLANGE NUTS

Sold pk/25. **Made in Japan.**

33-7886 8mm **33-7885** 10mm



NYLOCK NUTS

Sold pk/25. **Made in Japan.**

33-1014 5mm **33-1016** 8mm **33-1018** 12mm
33-1015 6mm **33-1017** 10mm



EQUIPMENT & TOOLS

HARD PARTS

CARB & FUEL

IGNITION/ELECTRICAL

CONTROL

SUSPENSION

ACCESSORIES

MARINE

AUTOMOTIVE

EQUIPMENT & TOOLS

FLANGE 10MM HEAD BOLTS

Zinc plated. **Made in Japan.** Sold pk/25.

33-7829 6x12mm	33-7832 6x25mm	33-7834 6x35mm
33-7830 6x16mm	33-7833 6x30mm	33-7835 6x40mm
33-7831 6x20mm		
33-7845 8x16mm	33-7848 8x30mm	33-7851 8x45mm
33-7846 8x20mm	33-7849 8x35mm	33-7852 8x50mm
33-7847 8x25mm	33-7850 8x40mm	



33-7852

HARD PARTS

CARB & FUEL

HEX HEAD BOLTS

Zinc plated. **Made in Japan.** Sold pk/25.

33-7430 6x10mm	33-7433 6x25mm	33-7436 6x40mm
33-7431 6x16mm	33-7434 6x30mm	33-7437 6x45mm
33-7432 6x20mm	33-7435 6x35mm	
33-7445 8x12mm	33-7448 8x25mm	33-7451 8x40mm
33-7446 8x16mm	33-7449 8x30mm	33-7452 8x45mm
33-7447 8x20mm	33-7450 8x35mm	33-7453 8x50mm
33-7500 10x20mm	33-7502 10x30mm	33-7504 10x40mm
33-7501 10x25mm	33-7503 10x35mm	33-7505 10x45mm



33-7449

IGNITION/ELECTRICAL

CONTROL

PHILLIPS HEAD SCREWS

Zinc plated. **Made in Japan.** Sold pk/25.

33-7800 6x10mm	33-7806 6x25mm	33-7810 6x45mm
33-7801 6x12mm	33-7807 6x30mm	33-7811 6x50mm
33-7802 6x16mm	33-7808 6x35mm	33-7812 6x55mm
33-7804 6x20mm	33-7809 6x40mm	



33-7804



33-7809

SUSPENSION

ACCESSORIES

PHILLIPS SCREWS

Made in Japan. Sold in pk/25 and pk/50.

33-7827 Phillips Flat Head Screw pk/25 4 x 14mm		33-7828
33-7828 Phillips Pan Head Screw pk/50 3 x 8mm		33-7827

MARINE

THREAD PITCH GAUGES

35-3359 Thread Pitch Gauge - SAE 29 blades cover 4 to 42 threads per inch.
35-3361 Thread Pitch Gauge - Metric 24 blades cover .26 to 6.00 thread pitches.



35-3361



35-3359

AUTOMOTIVE

8 MM SILVER ALLEN BOLT KIT

Sold kit/150. Replacements sold pk/25. **Made in Japan.**

33-7713 8MM Silver Allen Bolt Kit Kit contains 25 each of the following 8 mm silver allen bolts

33-7784 8x20mm
33-7785 8x25mm
33-7786 8x30mm
33-7787 8x35mm
33-7788 8x40mm
33-7789 8x45mm



33-7713



33-7787

BLACK ALLEN BOLTS

Made in Japan.

33-7711 Sold kit/175 Pieces. Replacements sold pk/25.
Kit contains 25 each of the following size black bolts:

33-7392 6x16mm	33-7397 6x30mm	33-7399 6x40mm
33-7394 6x20mm	33-7398 6x35mm	33-7400 6x45mm
33-7396 6x25mm		



33-7711



33-7400

ALLEN BOLTS

Zinc plated. **Made in Japan.** Sold pk/25.

6MM ALLEN BOLTS

33-7760 6x10mm	33-7766 6x25mm	33-7771 6x50mm
33-7761 6x12mm	33-7767 6x30mm	33-7772 6x55mm
33-7762 6x16mm	33-7768 6x35mm	33-7773 6x60mm
33-7763 6x18mm	33-7769 6x40mm	33-7774 6x65mm
33-7764 6x20mm	33-7770 6x45mm	33-7775 6x70mm

8MM ALLEN BOLTS

33-7784 8x20mm	33-7786 8x30mm	33-7788 8x40mm
33-7785 8x25mm	33-7787 8x35mm	33-7789 8x45mm



33-7789

CARBURETOR FLOAT BOWL SCREWS

33-7715 Kit contains 25 each of the following, replacements.
Sold pk/25.

33-7821 4x12mm	33-7823 4x16mm	33-7825 5x14mm
33-7822 4x14mm	33-7824 5x12mm	33-7826 5x16mm



33-7715



33-7826

SAE CHROME LOCK WASHERS 25 pack

K&L P/N	DESCRIPTION	K&L P/N	DESCRIPTION
33-99000	1/4"	33-99003	7/16"
33-99001	5/16"	33-99004	1/2"
33-99002	3/8"		



SAE CHROME FLAT WASHERS 25 pack

K&L P/N	DESCRIPTION	K&L P/N	DESCRIPTION
33-99005	1/4"	33-99008	7/16"
33-99006	5/16"	33-99009	1/2"
33-99007	3/8"		



SAE CHROME HEX NUTS 25 pack

K&L P/N	DESCRIPTION	K&L P/N	DESCRIPTION
33-99119	1/4"-20	33-99122	1/4"-28
33-99120	5/16"-18	33-99123	5/16"-24
33-99121	3/8"-16	33-99124	3/8"-24



SAE CHROME NYLOCK NUT 25 pack

K&L P/N	DESCRIPTION	K&L P/N	DESCRIPTION
33-99010	10-24	33-99017	3/8-24
33-99011	10-32	33-99018	7/16-14
33-99012	1/4-20	33-99019	7/16-20
33-99013	1/4-28	33-99020	1/2-13
33-99014	5/16-18	33-99021	1/2-20
33-99015	5/16-24	33-99016	3/8-16



SAE CHROME BUTTON HEAD ALLEN 10 pack (Coarse Thread)

10 pack (Coarse Thread)

K&L P/N	DESCRIPTION	K&L P/N	DESCRIPTION
33-99022	8-32 x1/2"	33-99023	8-32 x5/8"
33-99024	10-24 x1/2"	33-99032	5/16-18 x3/4"
33-99027	1/4-20 x5/8	33-99033	5/16-18 x1"
33-99028	1/4-20 x3/4	33-99034	5/16-18 x1 1/4"
33-99029	1/4-20 x7/8	33-99037	3/8-16 x1"
33-99030	1/4-20 x1	33-99038	3/8-16 x1 1/4"
33-99031	5/16-18 x1/2"		



SAE CHROME BUTTON HEAD ALLEN 10 pack (Fine Thread)

10 pack (Fine Thread)

K&L P/N	DESCRIPTION	K&L P/N	DESCRIPTION
33-99215	8-36 x1/2"	33-99216	8-36 x5/8"
33-99218	10-32 x1/4"	33-99035	5/16-24 x1/2"
33-99219	10-32 x1/2"	33-99225	5/16-24 x3/4"
33-99220	1/4-28 x5/8	33-99036	5/16-24 x1"
33-99221	1/4-28 x3/4	33-99227	5/16-24 x1 1/4"
33-99222	1/4-28 x7/8	33-99230	3/8-24 x1"
33-99223	1/4-28 x1	33-99231	3/8-24 x1 1/4"



SAE CHROME SOCKETHEAD ALLEN 10 pack (Coarse Thread)

10 pack (Coarse Thread)

K&L P/N	DESCRIPTION	K&L P/N	DESCRIPTION
33-99039	1/4-20x5/8"	33-99050	5/16-18x7/8"
33-99040	1/4-20x3/4"	33-99051	5/16-18x1"
33-99041	1/4-20x7/8"	33-99052	5/16-18x1 1/4"
33-99042	1/4-20x1"	33-99053	5/16-18x1 1/2"
33-99043	1/4-20x1 1/4"	33-99054	5/16-18x1 3/4"
33-99044	1/4-20x1 1/2"	33-99055	5/16-18x2"
33-99045	1/4-20x1 3/4"	33-99056	3/8-16x3/4"
33-99046	1/4-20x2"	33-99057	3/8-16x1"
33-99047	1/4-20x2 1/4"	33-99058	3/8-16x1 1/4"
33-99048	5/16-18x5/8"	33-99059	3/8-16x1 1/2"
33-99049	5/16-18x3/4"	33-99060	3/8-16x1 3/4"



SAE CHROME SOCKETHEAD ALLEN 10 pack (Coarse Thread) - continued

10 pack (Coarse Thread) - continued

33-99061	3/8-16x2"	33-99066	7/16-14x2"	33-99071	1/2-13x2"
33-99062	7/16-14x1"	33-99067	1/2-13x3/4"	33-99072	1/2-13x2 1/4"
33-99063	7/16-14x1 1/4"	33-99068	1/2-13x1"	33-99073	1/2-13x2 1/2"
33-99064	7/16-14x1 1/2"	33-99069	1/2-13x1 1/4"	33-99074	1/2-13x2 3/4"
33-99065	7/16-14x1 3/4"	33-99070	1/2-13x1 1/2"		

SAE CHROME SOCKETHEAD ALLEN 10 pack (Fine Thread)

10 pack (Fine Thread)

33-99075	1/4-28x5/8"	33-99091	5/16-24x2"	33-99107	1/2-20x2"
33-99076	1/4-28x3/4"	33-99092	3/8-24x3/4"	33-99108	1/2-20x2 1/4"
33-99077	1/4-28x7/8"	33-99093	3/8-24x1"	33-99109	1/2-20x2 1/2"
33-99078	1/4-28x1"	33-99094	3/8-24x1 1/4"	33-99110	1/2-20x2 3/4"
33-99079	1/4-28x1 1/4"	33-99095	3/8-24x1 1/2"		
33-99080	1/4-28x1 1/2"	33-99096	3/8-24x1 3/4"		
33-99081	1/4-28x1 3/4"	33-99097	3/8-24x2"		
33-99082	1/4-28x2"	33-99098	7/16-20x1"		
33-99083	1/4-28x2 1/4"	33-99099	7/16-20x1 1/4"		
33-99084	5/16-24x5/8"	33-99100	7/16-20x1 1/2"		
33-99085	5/16-24x3/4"	33-99101	7/16-20x1 3/4"		
33-99086	5/16-24x7/8"	33-99102	7/16-20x2"		
33-99087	5/16-24x1"	33-99103	1/2-20x3/4"		
33-99088	5/16-24x1 1/4"	33-99104	1/2-20x1"		
33-99089	5/16-24x1 1/2"	33-99105	1/2-20x1 1/4"		
33-99090	5/16-24x1 3/4"	33-99106	1/2-20x1 1/2"		



SAE CHROME HEX HEAD SCREWS 10 pack (Coarse Thread)

10 pack (Coarse Thread)

33-99161	1/4-20x5/8"	33-99174	5/16-18x1 1/4"	33-99187	7/16-14x1 3/4"
33-99162	1/4-20x3/4"	33-99175	5/16-18x1 1/2"	33-99188	7/16-14x2"
33-99163	1/4-20x7/8"	33-99176	5/16-18x1 3/4"	33-99189	1/2-13x3/4"
33-99164	1/4-20x1"	33-99177	5/16-18x2"	33-99190	1/2-13x1"
33-99165	1/4-20x1 1/4"	33-99178	3/8-16x3/4"	33-99191	1/2-13x1 1/4"
33-99166	1/4-20x1 1/2"	33-99179	3/8-16x1"	33-99192	1/2-13x1 1/2"
33-99167	1/4-20x1 3/4"	33-99180	3/8-16x1 1/4"	33-99193	1/2-13x2"
33-99168	1/4-20x2"	33-99181	3/8-16x1 1/2"	33-99194	1/2-13x2 1/4"
33-99169	1/4-20x2 1/4"	33-99182	3/8-16x1 3/4"	33-99195	1/2-13x2 1/2"
33-99170	5/16-18x5/8"	33-99183	3/8-16x2"	33-99196	1/2-13x2 3/4"
33-99171	5/16-18x3/4"	33-99184	7/16-14x1"		
33-99172	5/16-18x7/8"	33-99185	7/16-14x1 1/4"		
33-99173	5/16-18x1"	33-99186	7/16-14x1 1/2"		



SAE CHROME HEX HEAD SCREWS 10 pack (Fine Thread)

10 pack (Fine Thread)

33-99125	1/4-28x5/8"	33-99138	5/16-24x1 1/4"	33-99151	7/16-20x1 3/4"
33-99126	1/4-28x3/4"	33-99139	5/16-24x1 1/2"	33-99152	7/16-20x2"
33-99127	1/4-28x7/8"	33-99140	5/16-24x1 3/4"	33-99153	1/2-20x 3/4"
33-99128	1/4-28x1"	33-99141	5/16-24x2"	33-99154	1/2-20x1"
33-99129	1/4-28x1 1/4"	33-99142	3/8-24x3/4"	33-99155	1/2-20x1 1/4"
33-99130	1/4-28x1 1/2"	33-99143	3/8-24x1"	33-99156	1/2-20x1 1/2"
33-99131	1/4-28x1 3/4"	33-99144	3/8-24x1 1/4"	33-99157	1/2-20x2"
33-99132	1/4-28x2"	33-99145	3/8-24x1 1/2"	33-99158	1/2-20x2 1/4"
33-99133	1/4-28x2 1/4"	33-99146	3/8-24x1 3/4"	33-99159	1/2-20x2 1/2"
33-99134	5/16-24x5/8"	33-99147	3/8-24x2"	33-99160	1/2-20x2 3/4"
33-99135	5/16-24x3/4"	33-99148	7/16-20x1"		
33-99136	5/16-24x7/8"	33-99149	7/16-20x1 1/4"		
33-99137	5/16-24x1"	33-99150	7/16-20x1 1/2"		



EQUIPMENT & TOOLS

HARD PARTS

CARB & FUEL

IGNITION/ELECTRICAL

CONTROL

SUSPENSION

ACCESSORIES

MARINE


AUTOMOTIVE

EQUIPMENT & TOOLS

COTTER PINS

Made in Japan. Sold in pk/100.

33-7531	1x20mm	33-7535	3x30mm	33-7540	4x45mm
33-7532	2x18mm	33-7536	3.5x30mm	33-7541	5x45mm
33-7533	2x32mm	33-7537	4x30mm	33-7542	5x55mm
33-7534	3x25mm	33-7539	4x40mm		



HARD PARTS

CARBURATOR LINKAGE COTTER PINS

These cotter pins are commonly used to secure carburetor rod linkages on many Japanese motorcycles. They are made in JAPAN and measure 13mm x .75mm.

33-7530	Carb Linkage Cotter Pin (10 PACK)
33-7548	Carb Linkage Cotter Pin (25 PACK)



CARB & FUEL

IGNITION/ELECTRICAL

HITCH PINS

Made in Japan. Sold pk/25.

33-1030	For 12mm Axle
33-1054	For 16mm Axle



CONTROL

YAMAHA GAS CAP


Complete OE Replica locking gas cap. Comes with 2 Keys.

APPLICATIONS:

YSR50 87-92, SRX250 87, FZ600 86-88, SRX600 86, XJ600 SECA II 92-98, YX600 RADIAN 86-90, YZF600R 00-07, FZ700 87, FZ750 86, YZF750R 87-88, TDM850 92-93, FZR1000 87-93, FJ1200 86-87

OEM# 4FM-24602-10-00

18-5213	Yamaha Gas Cap with 2 keys
----------------	----------------------------



SUSPENSION

ACCESSORIES

MARINE

AUTOMOTIVE

VALCO THREAD LOCKER

Valco's Thread Locker anaerobic compounds are great for locking, retaining, sealing and gasketing a variety of components. Thread Locker compounds perform at high temperatures, prevent corrosion and resist water, oils, hydrocarbons and more. They also withstand vibration, improve load distribution and act as a lubricant during assembly. Thread Locker works by creating a durable plastic seal that cures in the absence of air when activated by a metal component or primer.

Thread Locker is available in Medium and High Strengths - Medium Strength for applications that may require dismantling and High Strength for permanent locks. Applications include thread-locking nuts and bolts or retaining bearings, liners, bushes, keys and splines.

35-3397	Blue 10ML
35-3398	Blue 50ML
35-3399	Red 10ML
35-3400	Red 50ML



Q-BOND BONDING SUPERGLUE

Can be used just as an adhesive or with the reinforcing powders that will allow you to repair almost anything. Black and Gray powder included.

35-2036	Q-Bond Bonding SuperGlue
----------------	--------------------------



YAMAHA REPLICA GAS CAPS

Complete OE Replica locking gas cap. Comes with 2 Keys.

APPLICATIONS:

XS400E/F 78-79, XS400SG/SH/SJ/SK 80-83, RD400F 79, SR500E/F/G/H 78-81, XS650SE/SFG/SG/H/SH/SJ 78-82, XS750SE/SF 78-79, XS850SG/SH 80-81, XS1100LG/SG/LH/SH 80-81

18-52120	Yamaha XS Style Gas Cap
-----------------	-------------------------



CLAMPING TOOL FOR CV BOOT CLAMPS

These heavy duty CV Boot Clamp Pliers can be used by hand or with the assistance of a power bar if required. Also suitable for installation of certain clamps on fuel filters, water pumps and other cooling system hoses.

- 31-4920** Heavy Duty CV Boot Clamp Plier
35-3239 CV Boot Clamp Plier.

**35-3239****31-4920****OETIKER STEPLESS CV BOOT CLAMPS**

- 35-00180** Oetiker CV Boot Clamp Kit
 Includes: Oetiker 192 Series 24, 25, 69, 72.5mm ea. 2 Pk,
 Oetiker Clamp Install Tool

- 35-00134** Oetiker Clamp Install Tool

- 35-00689** 24mm Oetiker 192 Series Clamp - Pk/10

- 35-00690** 25mm Oetiker 192 Series Clamp - Pk/10



- 35-00694** 69mm Oetiker 192 Series Clamp - Pk/10

- 35-00695** 72.5mm Oetiker 192 Series Clamp - Pk/10

35-00180**35-00134****35-00134****HOSE CLAMP PLIERS**

The 45 degree bent tip is ideal for using in hard to reach areas. Use for hose clamps with 5 -47mm diameter hose. Stopper function can hold the open position in 7 different widths. 8.65 inches long

- 35-3540** Hose clamp pliers

**K&L Supply co.****1980 FALL CATALOG
M/C PARTS SPECIALISTS****K&L SUPPLY CO.
YEAR 2000***Shop Equipment and Hard Parts Specialists*

EQUIPMENT & TOOLS

HARD PARTS

CARB & FUEL

IGNITION/ELECTRICAL

CONTROL

SUSPENSION

ACCESSORIES

MARINE

AUTOMOTIVE

EQUIPMENT & TOOLS

OETIKER STEPLESS 167 EAR CLAMPS

Universally used where a minimal protrusion and a small clamping range are essential. The clamps are a one-time use, not reusable. **Sold in Pack/10.**

FEATURES:

- Innovative, economical, high-quality clamp
- Fast, simple and safe installation
- Deburred edges reduce the risk of damage to the part being clamped
- Made of 194 Stainless Steel, Material no. 1.4310 / UNS S30100
- Designed to hold tight but not damage soft and hard rubber and plastic applications
- The Clamp is very low profile and creates a spring effect which allows for thermal expansion



HARD PARTS

CARB & FUEL

- 35-00061** Stepless Ear Clamp Kit
- 35-3241** Stepless Side Jaw Clamp Tool
- 35-00010** 13.3mm 167 Stepless EAR Clamp - **Pk/10**
- 35-00013** 14.5mm 167 Stepless EAR Clamp - **Pk/10**
- 35-00016** 15.7mm 167 Stepless EAR Clamp - **Pk/10**

- 35-00020** 18.5mm 167 Stepless EAR Clamp - **Pk/10**
- 35-00026** 22.6mm 167 Stepless EAR Clamp - **Pk/10**
- 35-00031** 25.6mm 167 Stepless EAR Clamp - **Pk/10**
- 35-00035** 28.6mm 167 Stepless EAR Clamp - **Pk/10**
- 35-00040** 31.6mm 167 Stepless EAR Clamp - **Pk/10**

IGNITION/ELECTRICAL

OETIKER STEPLESS LOW PROFILE 192 CLAMPS

Designed to be used where a dimensional variations in the parts being clamped and when applying high radial forces are needed. These clamps are designed to be reusable. **Sold in Pack/10**

FEATURES:

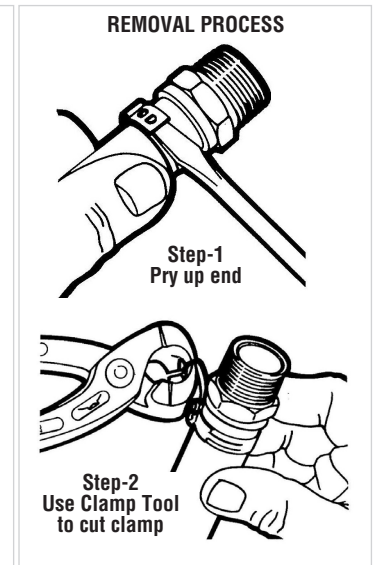
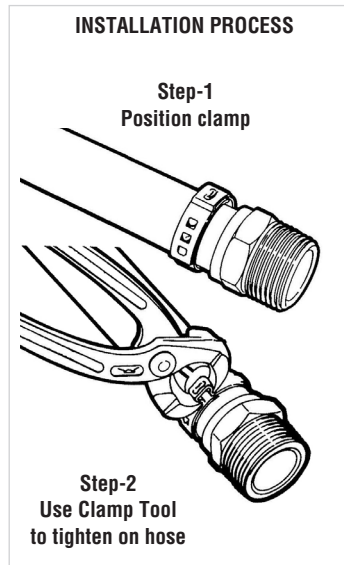
- Low installed height – minimum space requirement
- Reusable, can be installed axially or radially
- Minimal imbalance on rotating parts
- Stepless® Design – no steps or gaps on inner circumference
- Specially formed strip edges reduce the risk of damage to the part being clamped
- Visual check that clamp is closed
- With Type 1 Tolerance Compensation
- Tolerance-compensation element provides a degree of compensation for the manufacturing tolerances of parts being joined
- 168 Stainless Steel, Material no. 1.4301 / UNS S30400



CONTROL

SUSPENSION

- 35-00689** 24mm Oetiker 192 Series Clamp - **Pk/10**
- 35-00690** 25mm Oetiker 192 Series Clamp - **Pk/10**
- 35-00694** 69mm Oetiker 192 Series Clamp - **Pk/10**
- 35-00695** 72.5mm Oetiker 192 Series Clamp - **Pk/10**



ACCESSORIES

OETIKER STEPLESS 167 MARINE EAR CLAMPS

- 35-00165** Oetiker V8, Marine & Other Clamp Kit
- 35-3241** Stepless Side Jaw Clamp Tool
- 35-00016** 15.7 706R 167 Stepless EAR Clamp - **Pk/10**
- 35-02498** 19.8 706R 167 Stepless EAR Clamp - **Pk/10**
- 35-3275** 16.2 706R 167 Stepless EAR Clamp - **Pk/10** (Not in Kit)



ATV FLAG GRABBER

Quick release ATV flag mount. Sold each.

- 30-0940** Quick release ATV flag mount 5/16 hole



MARINE

AUTOMOTIVE

MOTION PRO CABLE FITTINGS KIT

Handy shop kit with 14 most commonly used cable fittings in an 18 compartment box. Sold as a kit. Reorder replacement parts by K&L P/N.

K&L P/N	M.P. P/N	DESCRIPTION	QTY	REORDER QTY
22-2935		Cable Fitting Kit		
22-2974	01-0000 (A)	Ball Throttle Nipple 7/32 for 1.5mm wire	20	Pk/10
22-2975	01-0001 (B)	Throttle Nipple Carb End for 1.5mm wire	20	Pk/10
22-2970	01-0012 (B)	Throttle Nipple Carb End, short for 1.5mm wire	10	Pk/10
22-2976	01-0002 (C)	Barrel Nipple 3/8 for 2mm wire	10	Pk/10
22-2979	01-0003 (C)	Barrel Nipple 5/16 for 2mm wire	20	Pk/10
22-2947	01-0009 (C)	Barrel Nipple 5/16 for 2.5mm wire	10	Pk/10
22-2981	01-0004 (D)	Cable Housing End 6mm (for 5mm housing)	20	Pk/10
22-2983	01-0005 (D)	Cable Housing End 7mm (for 6mm housing)	20	Pk/10
22-2945	01-0007 (E)	Pear Nipple (clutch lower) for 2.0mm wire	10	Pk/10
22-2946	01-0008 (E)	Pear Nipple (clutch lower) for 2.5mm wire	10	Pk/10
22-2948	01-0010 (F)	Barrel Nipple 6 x 10mm for 1.5mm wire	10	Pk/10
22-2954	01-0011 (F)	Barrel Nipple 6 x 7mm for 1.5mm wire	10	Pk/10
18-0021	01-0013 (G)	Cable Adjuster (not in kit)		Pk/10
22-2973	01-0015 (I)	Mid Adjuster, for 5mm housing	5	Pk/10
18-0025	01-0019	Adapter (not in kit)		Pk/10



REPLACEMENT CABLE - BULK

Replacement cable and housing for most brake and clutch applications.


22-2936	In. Wire 1.5mm (.060) 7x7, 100' roll
22-2937	Housing 5mm 50' (for 1.5mm wire)
22-2938	In. Wire 2.0mm (.080) 1x19, 100' roll
22-2939	Housing 6mm 50' (for 2.0mm wire)
22-2942	In. Wire 2.5mm (.100) 1x19, 100' roll
22-2943	Housing 7mm 50' (for 2.5mm wire)



SPEEDOMETER CABLE KIT

This universal type repair kit contains 5 ft (1,270mm) of inner speedometer cable, speedometer end tips and staking tool. Repair or custom make your own cables.

22-5957 Speedometer Cable Kit



EMGO "VIPER" UNIVERSAL SPORT FAIRING

Made from high impact plastic. Comes complete with tinted windshield, mounting hardware and mounting instructions.

25-5448 Viper Sport Fairing

NOTE: MODIFICATION MAY BE NEEDED TO FIT. FITS 7" ROUND HEADLIGHT

REPLACEMENT WINDSHIELD & HARDWARE

25-3640 Light Smoke Tinted Shield that fits the Viper Fairing.

25-5451 Hardware Kit



25-5448

VENOM FAIRING

Venom 1/4 Fairing and Smoked Windshield! Does not include any Mounting Brackets or Instructions! This mounts by using the Side Bolts of your Headlight! The Fairing itself is painted glossy black, but can be painted to match your bike!

25-5456 Black with tinted windshield. Fits 7" headlights.

VENOM SHIELD ONLY

25-3670 Black tinted.



MINI MARK II VENOM FAIRING FOR 5 3/4" HEADLIGHT

New EMGO Gloss Black Headlight MINI Fairing with Tinted Windshield. Mounts to a round 5 3/4" Headlight. This fairing mounts using the side bolts of your headlight

25-5572 Mini Mark II Venom Fairing



EQUIPMENT & TOOLS

HARD PARTS

CARB & FUEL

IGNITION/ELECTRICAL

CONTROL

SUSPENSION

ACCESSORIES

MARINE

AUTOMOTIVE

EQUIPMENT & TOOLS

RED LINE WATER WETTER & SUPERCOOL

Doubles the wetting ability of water and improves heat transfer. Water Wetter is a concentrate, SuperCool is ready to use as is. WERA, AFM, CCS & AMA approved.



- 35-2062 Water Wetter. 12 fl. oz. bottle, sold ea.
- 35-1320 SuperCool, 1/2 Gallon, sold ea.

HARD PARTS

RED LINE TWO STROKE OILS

Red Line Two Stroke Oils are blended from basestocks that allow them to be mixed with fuel at much higher ratios than castor or blends (up to 50:1). They also provide excellent protection and cleanliness with less plug fouling, and exceed BIA TC-W requirements

- 35-2059 Two-Stroke Racing-1 gallon bottle
- 35-2057 Two-Stroke Racing-16 oz. bottle
- 35-3017 Two-Stroke Smokeless-16 oz. bottle
- 35-2017 Two-Cycle Allsport for premix or injection-16 oz. bottle
- 35-2142 Two-Stroke Watercraft Injection-1 gallon bottle

CARB & FUEL



- 35-2059
- 35-2057
- 35-3017
- 35-2017
- 35-2142

IGNITION/ELECTRICAL

RED LINE SUSPENSION FLUIDS

These synthetic fluids provide excellent resistance to fade and aeration with a very low viscosity. Extra Light works well in Showa and Kayaba front MX forks; Light Weight is best for rear shocks. Sold each 16 fl.oz. bottle.

- 35-2075 Like Water Suspension Fluid
- 35-2078 Extra Light (2.5 wt.)
- 35-2088 Light (5 wt.)
- 35-2089 Medium (10 wt.)
- 35-2109 Heavy (30 wt.)



- 35-2075
- 35-2078
- 35-2088
- 35-2089
- 35-2109

CONTROL

SUSPENSION

ACCESSORIES

SI-1 & SI-2 FUEL SYSTEM CLEANER

Cleans injectors, carburetors and intake valves. Now available in convenient 4 oz. bottle

- 35-0767 SI-1 Fuel System Cleaner: 15 fl.oz.
- 35-1321 SI-2 Fuel System Cleaner: 4 fl.oz.



- 35-1321
- 35-0767

MARINE

AUTOMOTIVE

RECHARGER KIT FOR K&N AIR FILTERS

A six-step maintenance system designed to recharge any K&N Filtercharger® Air Filter. Restores air flow efficiency so your Filtercharger® performs like new!
INCLUDES: 6.5 OZ. SPRAY OIL, 12 OZ. FILTER CLEANER AND SERVICE DECAL.

- 19-7281 ReCharger Kit for K&N Air Filters



RED LINE MOTORCYCLE, RACE, & STREET OILS

These Motorcycle specific oils feature extra phosphorus and zinc for increased antiwear properties, with a modified additive package that gives even greater wet-clutch operation than before. Sold each.

- 35-2258 Motorcycle 10W40, qt
- 35-2259 Motorcycle 20W50, qt
- 35-2487 HD (V-Twin) Synthetic Motorcycle 20W60, qt



- 35-2258
- 35-2259
- 35-2487

STREET OILS

offer high degrees of protection and cleanliness across a wide range of conditions and temperatures. Sold each.

- 35-2119 Street 5W30, qt
- 35-2000 Street 10W40, qt
- 35-2079 Street 15W50, qt
- 35-2003 Street 20W50, qt



- 35-2119
- 35-2079
- 35-2000
- 35-2003

RACE OIL

provides the best high-temperature lubrication and has a higher film strength than any petroleum or synthetic product. Not recommended for Street use. Sold each.

- 35-2134 Race SAE30W, qt
- 35-2005 Race SAE40W, qt
- 35-2021 Race SAE50W, qt



- 35-2134
- 35-2005
- 35-2021

RED LINE SHOCK PROOF GEAR OIL

Unique GL-5 gear oil contains a unique solid dispersion which cushions gear teeth to help prevent tooth breakage, allowing the use of lower viscosities. Race and dyno-proven to reduce friction and wear. Recommended for heavily-loaded racing transmissions. (motocross, road racing & kart racing)

- 35-1962 Super Light Weight
- 35-8622 Heavy Weight
- 35-1809 Light Weight



- 35-1962
- 35-8622
- 35-1809

MTL MANUAL TRANSMISSION LUBRICANT

Meets viscosity requirements of 75W70 & 80W gear oil and SAE 30, SAE 10w30 and SAE 5w30 motor oil.

- Quicker upshifting & downshifting
- Eliminates notchy shifting even when cold
- High performance gear protection
- Excellent for high or low mileage transmissions
- Preferred gear oil for Big-Twin primary chaincase

35-2004 MTL-70W80W GL-4: 1 qt. bottle
35-2374 75W/90 GL-5 Gear Oil



LEAD SUBSTITUTE

- Prevents valve seat damage in engines designed for leaded gasoline
- Prolongs the useful life of older engines without updated valve seats
- Also cleans carburetor deposits and injectors, safe for catalytic converters.
- For racing, marine, or off-road use only
- 1oz treats up to 10 gallons

35-2058 Lead Substitute



RED LINE ASSEMBLY LUBE

This product clings to and prepares potential wear surface, preventing metal contact before adequate lubrication can be supplied.

35-2068 Assembly Lube: 4 oz tub



THREE BOND TB 1184 LIQUID GASKET

Semi-drying visco elastic sealer. Perfect product for sealing joint surfaces with large clearances. Special synthetic rubber provides excellent cushion to absorb vibrations and impacts without failure, especially where coolants are involved. Prevents leakage of water, oil, gasoline, and chemicals. Sold each.

35-3388 Three bond TB 1184 liquid gasket 3.5 oz. tube

NOTE: REPLACES TB1104&TB1194



CV-2 SYNTHETIC GREASE

CV-2 has a very high melting point, with excellent washout resistance. Use for wheel bearings, CV joints & chassis lubrication

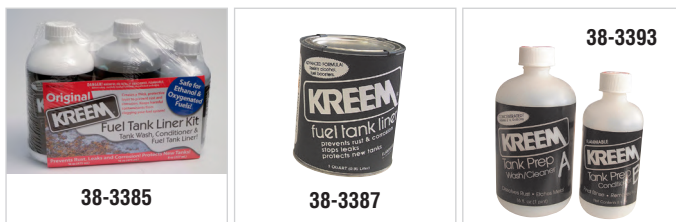
35-1342 CV-2 Synthetic: 14 oz. tub
35-1373 CV-2 Synthetic: 14 oz. tube



KREEM FUEL TANK PRODUCTS

KREEM Fuel Tank Liner is designed for use as a preventative maintenance product in new or old metal and fiberglass tanks. Its unique formula features extremely rapid set-up to stop corrosion. KREEM Tank Prep is a unique two-part system to prepare metal fuel tanks before coating with KREEM Fuel Tank Liner. Used as directed, Tank Prep will remove rust and etch the metal surface to ensure maximum adhesion of Kreem Fuel Tank Liner. Kreem's Fuel Tank Prep cleans, seals and protects the fuel tank from rust, corrosion, and fuel contamination.

38-3385 Kreem Fuel Tank Liner Combo-Pak
38-3387 Kreem Fuel Tank Liner 1 qt size (0.95 liter)
38-3393 Kreem Fuel Tank Prep, 16 fl. oz (1 pint) & 8 fl.oz bottles



RUST REMOVER & INHIBITOR

Rustol gives excellent results with little or no work required. It forms a protective bond that prevents new rust from returning. It's safe and odorless and non-corrosive against all metals, rubber, coatings & paints. Sold in 1 liter bottle

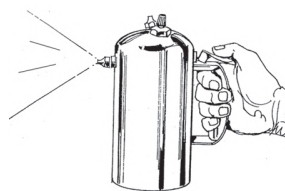
38-3386 Rust Remover & Inhibitor



SURE SHOT SPRAYER

Sure Shot® sprayers are an inexpensive way to apply bulk chemicals like cleaners, degreasers, penetrating oils, solvents and lubricants. They use readily available compressed air, instead of flammable and/or dangerous propellants, and because they are reusable you don't have to worry about disposal of empty cans. Manufactured since 1932, Sure Shot® is the leader in refillable, rechargeable, completely portable compressed air sprayers. 1qt. shop size spray container. Sold Ea.

35-9735 Sure Shot Sprayer 1qt
35-9731 Sure Shot Sprayer Repair kit



THREE BOND TB 1211 SILICONE LIQUID GASKET SEALANT

Tough durable sealer utilizing silicone rubber as a primary component. White in color. Ideal for numerous applications where a long-lasting faultless seal is absolutely critical. Tack free in 90 minutes, fully cured and bonded within 24 hours, attains optimum strength in three days. Sold each.

35-3390 3.5 oz. tube



EQUIPMENT & TOOLS

HARD PARTS

CARB & FUEL

IGNITION/ELECTRICAL

CONTROL

SUSPENSION

ACCESSORIES

MARINE

AUTOMOTIVE

EQUIPMENT & TOOLS

OIL FILLER CANS

These tough, durable plastic cans are **Made in Japan.**

- 39-3912** 1 liter can
- 39-3913** 2 liter can
- 39-3914** 5 liter can
- 39-3915** Replacement Spout and nut.



39-3915 **39-3912** **39-3913** **39-3914**

HARD PARTS

CARB & FUEL

IGNITION/ELECTRICAL

CONTROL

SUSPENSION

ACCESSORIES


MARINE

AUTOMOTIVE

REDLINE RACING FUNNEL

Oddly shaped funnel allows pouring of oil or coolant around bodywork to reach hard to get to filler openings. Pours in both vertical and horizontal positions.

- 35-2115** Red Line Racing Funnel



LONGNECK FUNNEL

Funnel has 5.5" opening x 5" tall with an 18" flexible extension that makes pouring fluids much easier and cleaner than traditional types. Extension also can be removed if desired. Sold Each.

- 35-3580** Longneck Funnel with Spout



35-3580

OIL & GAS FUNNELS

- 35-3583** Oil Filler Funnel. Long straight 18" funnel, great for filling engine oil in hard to reach locations.

- 35-3584** 2 Quart Funnel w/filter Screen. Large funnel with built in filter screen. Great for filling 5 gallon gas jugs.

35-3584



35-3583



MOTION PRO PRO FUNNEL

Integrated shutoff valve allows precise amount of liquid to be dispensed. Graduation marks for cubic centimeters, fluid ounces and premix ratio 1000cc (34oz) capacity. Easy to understand premix ratio graduations for 32:1, 40:1, 50:1, and 60:1 for 1 to 3 gallons. Adjustable ball-pivot spout allows easy, spill-free filling.



- 35-8687** Motion Pro Pro Funnel

3" COLLAPSIBLE FUNNEL

- Collapsible space-saving design
- 3 inch wide opening at the top
- Durable yet flexible silicon material

- 35-3531** 3" Collapsible Funnel



1/2 PINT FUNNEL

This small (3.5" x 4") funnel is the right size for those jobs where automotive sized models are too big and bulky. Keep several in the shop for various fluids, great for retailing as well. Sold Each.

- 35-3581** 1/2 Pint Funnel



RATIO-RITE MEASURING CUP

Measures in ounces and cc's. Use for filling forks, shocks, engine oil, etc. Also has ratio scale for accurate oil/gas pre-mixing. Sold each.

NOTE: LID IS SOLD SEPARATELY.

- 39-4061** Ratio Rite Measuring Cup

- 39-4062** Lid for Ratio Rite



GRADUATED CYLINDERS

Plastic beakers, graduated in cc's.

Made in Japan.

Two sizes:

- 39-3910** 500cc

- 39-3911** 250cc

39-3911



39-3910

7 QUART DRAIN PAN

Low height makes this pan easy to slide under cases and the flat base helps keep things stable on the table. Molded in handles make carrying easy, great for over the counter sales as well. Measures 13.5" x 11.7" x 4"

- 35-7796** 7 Quart Drain Pan



COOLANT RECOVERY TANK, 275CC

- Prevents loss of coolant due to overheating
- Works on most water-cooled motorcycles, snowmobiles, and ATV's
- Designed for hot weather and/or high-altitude riding conditions
- Compact, versatile, high density polyethylene bottle
- Built in mounting holes provide multiple mounting options
- Bottle cap is constructed from chemical-resistant rubber for durability and easy installation/removal
- Includes 275cc bottle, hose, clamps, mounting ties and instructions
- Bottle dimensions: H (w/cap) 5 1/2" x W 3 3/4" X D 1 7/8"



- 35-5965** Coolant Recovery Tank

K&L DELUXE SHOP APRON

Made of quality black cloth with the K&L logo imprinted in white on the front. It features a pen pocket and two 6"x 7" pockets

- 39-8809** K&L Deluxe Shop Apron



CLEANING BRUSH

Curved solid brass wire brush with ergonomic handle designed to clean soft metals and engine parts without damage.

35-9404 Cleaning Brush

**SCRATCH BRUSH KIT**

Toothbrush size. Finger grip handles. Set has three brushes brass, stainless steel and nylon.

35-7739 Scratch Brush kit.

**3PC SOFT GRIP MINI BRUSH SET**

- Includes 1-1/2 inch long nylon, stainless steel and brass wire brushes with 1/4 inch detail brush
- Comfortable rubber grip for improved comfort and control
- Great for cleaning, refinishing, removing paint and rust
- Total length: 7 inches

35-9690 3pc Soft Grip Brush Set

**CLEANING BRUSH SET**

Curved and straight solid brass wire brushes designed to clean engine parts without damaging soft metal parts.

35-9403 Cleaning Brush Set

**THE GRUNGE BRUSH CHAIN BRUSH**

For cleaning drive chains. The "Brush Blocks" are adjustable to fit all chain sizes from bicycle to 630 O-ring.

35-1911 Grunge Brush only

35-1910 Grunge Brush Combo Pack grunge brush with four oz grunge buster chain degreaser

35-1912 Grunge Brush replacement pad set- set of three brush pads

35-1913 Grunge Brush, Aluminum

35-1914 Grunge Brush Aluminum Combo Pack

**HIGH PERFORMANCE MUFFLER PACKING KIT**

For any vehicle with a repackable muffler. Kit includes: (12) 3/16" Steel Rivets, 3/16" Drill-bit, Screen 20" x 8", Fiberglass Mat 1/4" Thick 19" x 60"

16-2511 High Performance Muffler Packing Kit. Ideal for 4-stroke mufflers.

**5PC SMALL ORIFICE BRUSH SET**

These nylon bristle brushes are great for cleaning small carb parts and passages. size: .0625", .094", .125", .156" and .187"

35-7752 5PC Small Orifice Brush Set

**20PC BRUSH SET WITH HANDLE**

Handy brush set with 3 different brush types and a non-slip grip handle with 6" extension brushes are brass, steel and nylon materials in 6 sizes each: 1/4", 3/8", 1/2", 5/8", 3/4" and 1" OD's

35-9409 20PC brush Set with handle

**MECHANIC'S GLOVES**

Latex-free, nitrile gloves. Hand protection when working around chemicals in the shop. Sold box/100. Features include: Textured grip, Powder-free, Non-sterile, Ambidextrous

39-4991 Mechanic's Gloves. (large) Blue / PARK TOOL

39-4992 Nitrile Gloves. (medium) Black / WILMAR

39-4994 Nitrile Gloves. (large) Black / WILMAR

39-4996 Nitrile Gloves. (XL) Black / WILMAR

**K&L T-SHIRTS**

40-8824 K&L Shirt Medium

40-8834 K&L Shirt Large

40-8837 K&L Shirt X-Large

**MIKUNI CARBURETOR & PARTS MANUAL**

Includes complete parts list, functions, maintenance, troubleshooting and selection of parts.

35-4702 Mikuni Carburetor & Parts Manual



EQUIPMENT & TOOLS

HARD PARTS

CARB & FUEL

IGNITION/ELECTRICAL

CONTROL

SUSPENSION

ACCESSORIES

MARINE

AUTOMOTIVE



HAYNES REPAIR MANUALS Detailed manuals based on complete teardown and rebuild. Sold Each.

APRILIA	YEAR	HONDA SINGLE	YEAR	HONDA FOURS	YEAR
42-06075 (SBSC) Aprilia RSV 1000	98-03	42-06026 Honda MB5, 50cc	81-82	42-06074 (SBSC) Honda VFR800 VTEC	02-09
ARCTIC CAT ATV	YEAR	42-06038 Honda NE & NB50 Vision	85-95	42-0621 CB750F/CB900F DOHC (Excludes CB900C - Custom)	79-84
42-06046 (SBHC) Suzuki LT, Kawasaki KFX400 & Artic Cat DVX400 ATV's	03-09	42-0605 C50, C70 & C90 (Excludes CL50LA - Automatic)	67-03	42-0719 CBR900RR	92-99
42-06121 ATV Basics Manual		42-0316 CR80R, CR80RB, CR125R	86-07	42-06067 (SBSC) Honda CBR900RR	00-03
BMW	YEAR	42-0730 CRF80F/CRF100F & XR80R/100	85-07	42-0624 CBR1000F Hurricane	87-96
42-06010 (SBSC) BMW 2-valve Twins, Superbike, 600 thru 1000cc	70-96	42-06027 Honda H100 & H100S Singles	80-92	42-0625 GL1000 Goldwing	75-79
42-06040 (SBSC) BMW K100 & 75	83-96	42-06023 Honda CB/CD125T & CM125C Twins	77-88	42-0626 GL1100 Goldwing	80-81
42-06089 (SBSC) BMW F650 Singles	94-07	42-06083 Honda CBR125R	04-10	42-0325 ST1100	90-02
42-06096 (SBSC) BMW F800/F650 Twins	06-16	42-06036 Honda MBX & MTX 125 & MTX 200	83-93	42-0620 V65 Sabre & Magna	84-86
42-06050 (SBSC) BMW R850, R1100& R1150 Twins	93-06	42-06112 (SBHC) Honda CBR125R, CBR250R & CRF250L/M	11-14	42-06061 (SBSC) Honda CBR1100XX Super Blackbird	97-07
42-06079 (SBSC) BMW R1200 Twins	04-09	42-0376 CRF250/CRF450	02-06	42-06081 (SBSC) Honda CBR1000RR Fireblade	04-07
42-06102 (SBSC) BMW R1200 dohc Twins	10-12	42-0607 XL/XR80, 100, 125, 185 & 200	78-87	42-06109 (SBHC) Honda CBR1000RR (Fireblade)	08-13
42-06114 (SBSC) BMW R1200 Liquid Cooled Twins	13-16	42-0316 CR250R/CR500R	86-07	42-0622 VT1100 Shadow	85-07
BSA	YEAR	42-0755 XR250L, XR250R, XR400R	86-03	42-0627 ST1300/A	02-11
42-06001 BSA Bantam, 125CC, 150CC & 175CC	48-71	42-06022 Honda XL/XR 250cc & 500cc	78-83	HONDA SIX CYLINDER	YEAR
42-06005 BSA Unit Singles, 250, 350, 450 & 500cc	58'72	42-0752 XL600R & XR600R	83-07	42-0317 GL1200A/I	84-87
42-06012 BSA Pre-unit Singles, 350, 500 & 600cc	54-61	HONDA TWINS	YEAR	<i>DOES NOT INCLUDE SEI MODELS</i>	
42-06002 BSA A7 & A10 Twins, 500CC & 650CC	47-62	42-06024 Honda CM 185, 200 & 250	77-83	42-0319 GL1500 Goldwing	88-00
42-06008 BSA A50 & A65 Twins, 500 & 650cc	61-73	42-06044 (SBSC) Honda CMX250 Rebel Twins (85-87 & 96-14) and Nighthawk Twins 250cc	91-08	42-3611 GL1800 Goldwing	01-10
DUCATI	YEAR	42-06021 Honda CB250 & CB400N Super Dreams	78-84	KAWASAKI ATV	YEAR
42-06017 Ducati MK11 & Desmo Singles	69-76	42-0615 CX/GL 500 & 650 V-Twins	78-83	42-0382 Bayou 220/300 & Prairie 300	86-11
42-0613 600, 620, 750 & 900 (2-valve)	91-05	42-06048 (SBSC) Honda NTV600/650 Revere	88-05	42-06046 (SBHC) Suzuki LT, Kawasaki, KFX400 & Artic Cat DVX400 ATV's,	03-09
42-0254 748, 916 & 996 (4-valve) (Does not include 748R or 996R)	94-01	42-0655 VT600C/VT750C Shadow	88-09	42-06121 ATV Basics Manual	
HARLEY-DAVIDSON	YEAR	42-06063 (SBSC) Honda XL600V/650V Transalp, XRV750 Africa Twin	87-07	KAWASAKI SINGLES	YEAR
42-0600 Sportster 883, 997, 1100 & 1200cc. (Does not include XR-1000)	70-10	42-0614 VTR1000F Superhawk	97-08	42-06034 Kawasaki AR50 & 80	81-82
42-0256 Shovelhead & Evo Big Twins	70-99	HONDA FOURS	YEAR	42-06039 Kawasaki KE100	75-99
42-0374 Twin-Cam 88	99-10	42-06055 (SBSC) Honda CBR400RR	88-99	KAWASAKI TWINS	YEAR
HONDA ATV	YEAR	42-06052 (SBSC) Honda VFR400	89-98	42-0629 KZ400 & 440	74-81
42-0603 ATC70, 90, 110, 185 & 200	71-82	42-06115 (SBSC) Honda CB500F/X & CBR500R	13-15	42-0630 EN450 LTD & EN500 Vulcan	85-07
42-0375 Rancher, Recon & TRX250EX	97-05	42-0617 CB400/550 Four Cylinder	73-77	42-0632 EX500A & EX500D Ninja	87-08
42-0722 TRX300 Shaft Drive	88-00	42-06033 Honda CBX550 Fours	82-86	42-06097 (SBHC) Kawasaki EX650 & ER650	06-16
42-0612 TRX300EX & TRX400EX Fourtrax & Sportrax	93-06	42-0624 CBR600F1 Hurricane	87-90	42-0765 VN700/750 & 800 Vulcan	83-97
42-0762 TRX400FW & TRX450 Foreman 400 & 450, Rubicon 500	95-07	42-0611 CBR600F2/F3 Hurricane	91-96	42-06101 (SBHC) Kawasaki Vulcan 1500/1600	87-08
42-06121 ATV Basics Manual		42-0763 CBR600F4/F4i Hurricane	99-06	KAWASAKI TRIPLES	YEAR
		42-06062 (SBHC) Honda CB600F Hornet	98-06	42-0383 250, 350, 400 2-stroke triples	72-79
		42-06105 (SBSC) Honda CB600F Hornet (07-12), CBF600 (08-12) & CBR600F	11-12	KAWASAKI FOURS	YEAR
		42-06078 (SBSC) Honda CBR600RR	03-06	42-0634 KZ/ZX 550	80-85
		42-06092 (SBSC) Honda CBR600RR	07-12	42-0635 ZX600A/B/C/RX Ninja 600R	85-97
		42-0618 CB650	79-82	42-0720 ZX600D/E Ninja ZX-6	90-06
		42-0619 CB750 SOHC	69-78	42-06054 (SBSC) Kawasaki ZX6 (Ninja ZX-6R)	95-02
		42-0620 VF700/750 Sabre/Magna	82-88	42-06085 (SBSC) Kawasaki ZX-6R & ZX-6RR	03-06
		42-0717 VFR700/750F V45 Interceptor	86-97	42-06015 Kawasaki KZ650, 650cc	76-78
		42-06057 (SBSC) Honda VFR800 V-Fours	97-01	42-06049 (SBSC) Kawasaki ZR550 & ZR750 Fours	90-93
				42-0637 KZ750 & ZX750GPz	80-85
				42-0635 ZX750F Ninja 750R	87-90
				42-0638 ZX750 Ninja ZX7 & ZX7-R	89-95
				42-0628 ZX750P Ninja ZX7-R	94-00

KAWASAKI FOURS		YEAR
42-06090	(SBSC) Kawasaki Z750 & Z1000	03-08
42-0639	Z1 & KZ900 & 1000	73-77
42-0628	ZX900B/C/D/E Ninja ZX9-R	94-04
42-0640	ZX900, ZX1000 & ZX1100 Ninja	83-97
42-06103	(SBHC) Kawasaki ZX-10R	04-10
42-06118	Kawasaki Z1000SX/Versys	10-16
KTM		YEAR
42-06084	(SBSC) KTM EXC Enduro & SX Motocross	00-07
MOTO GUZZI		YEAR
42-06014	Moto Guzzi 750, 850 & 1000cc V-Twins	75-78
NORTON		YEAR
42-06003	Norton Commando	68-77
42-06009	Norton Twins, 500, 600, 650 & 46750cc	57-70
POLARIS ATV		YEAR
42-0707	All 250-500cc models	85-97
42-0530	250-500cc models	
42-06121	ATV Basics Manual (Does not include Xpedition, Predator, X2, diesel or 335cc gasoline models)	
SUZUKI ATV		YEAR
42-06046	(SBHC) Suzuki LT, Kawasaki KFX400 & Artic Cat DVX400 ATV's	
42-06121	ATV Basics Manual	
SUZUKI SINGLES		YEAR
42-06041	Suzuki TS50X	84-00
42-06025	Suzuki GP100 & 125 Singles	78-93
42-06032	Suzuki GS & DR125	82-05
42-06028	Suzuki TS Air-cooled Trail Bikes, 100, 125, 185 & 250cc	79-81
42-0656	DRZ400/E/S/SM (Offroad, Dual Sport and SuperMoto)	00-10
SUZUKI TWINS		YEAR
42-06019	Suzuki GT250X7, GT200X5 & SB200 Twins	78-83
42-0653	GS250 & GS450	79-85
42-0633	GS500E /F	89-08
42-06037	Suzuki GS550	83-86
42-1429	750 & 800cc Intruder, Marauder, and Volusia models	85-04
42-1462	SV650 & SV650S	99-08
42-06108	(SBHC) Suzuki DL650 V-Strom & SFV650 Gladius	04-13
42-06070	(SBSC) Suzuki TL1000S, TL1000R & DL1000 V-Strom	97-04
SUZUKI FOURS		YEAR
42-0671	GS550	76-82
42-06056	(SBSC)Suzuki GSX-R600 '97-00 & GSX-750	96-99
42-06066	(SBSC) Suzuki GSX600F, GSX750F & GSX750	98-02
42-0329	GSF600/GSF1200 Bandit	95-06
42-06094	(SBSC) Suzuki GSF650/1250 Bandit, GSX650F	07-14
42-0673	GSXR/Katana 600, 750 & 1100	86-96
42-06091	(SBSC) Suzuki GSX-R600/750, (COMING SOON)	06-16
42-06065	(SBSC) Suzuki GSX-R600, 750 & 1000	00-03
42-06077	(SBSC) Suzuki GSX-R600, 750 & 1000	03-06
42-0671	GS750	76-79
42-0674	GS850 G/L	79-83
42-0675	GS1000	77-79
42-0676	GS1000, 1100 & 1150	79-88
42-06117	(SBSC) Suzuki GSX-R1000	09-'16

SUZUKI FOURS		YEAR
42-06072	(SBHC) Suzuki GSX1300R Hayabusa	99-04
42-06088	(SBHC) Suzuki GSX 1400	02-07
TRIUMPH		YEAR
42-06016	Triumph Tiger Cub & Terrier, 150 & 200cc	52-68
42-06007	Triumph Unit Twins, 350 & 500cc	57-73
42-06011	Triumph Pre-unit Twins, 500 & 650cc	47-62
42-06098	(SBSC) Triumph Daytona & Speed Triple, 675cc	06-16
42-0726	650 & 750cc 2-valve Twins	63-83
42-06006	Triumph Trident & BSA Rocket 3, 750cc	69-75
42-0721	750/900 Triples & 1200 Fours	91-04
42-06110	(SBHC) Triumph Tiger 800/800XC	10-14
42-1493	Bonneville, America, Thruxton, Speedmaster, TT100	01-15
42-0641	Daytona, Speed Triple, Sprint, & Tiger	97-05
42-06093	(SBSC) Triumph 1050 Sprint St,Speed Triple, Tiger	05-'13
YAMAHA ATV		YEAR
42-0677	YT, YFM, YTM & YTZ 60, 125, 175, 200, 225 & 250	80-85
42-0708	YFS200 Blaster	88-06
42-0723	YFM350 & YFM400 Big Bear/ER 348cc & 386cc	87-09
42-0647	YFM350X Warrior, YFZ350 Banshee, YFM 350R Raptor	87-10
42-06045	(SBSC) Yamaha YFZ450/ YFZ450R ATVs	04-15
42-1511	Kodiak & Grizzly ATVs 400, 600, and 660 cc	93-05
42-06047	(SBHC) Yamaha Raptor ATVs, 660 & 700cc	01-12
42-06121	ATV Basics Manual	
YAMAHA SINGLES		YEAR
42-06020	Yamaha YB100 Singles	73-91
42-06035	Yamaha XT & SR125 Singles	82-03
42-06031	Yamaha RD & DT125LC	82-87
42-06013	Yamaha RS & RXS, '100 & 125cc	74-95
42-06018	Yamaha TY50, 80, 125 & 175	74-84
42-1440	YZ80/85/125/250 Two-stroke MX models	86-06
42-1451	YZ & WR Four-strokes	98-08
42-0761	Trail Bikes, 2 & 4-stroke PW, TT, RT, XT 50, 80, 90, 100, 125, 180 225, 250, 350, & 500 cc	81-00 2000 90-00
42-0686	XT, TT & SR500	75-81
YAMAHA TWINS		YEAR
42-06000	Yamaha RD, YDS7 & YR5 250cc / 300cc	73-75
42-06029	Yamaha RD250 & 350 (350LC only)	80-82
42-0689	XS250, 360 & 400	75-84
42-0728	RD/RZ350 with YPVS	83-95
42-0693	RD400	75-79
42-06030	Yamaha XZ Vision V-Twin, 550cc	82-83
42-06086	(SBSC) Yamaha FZ6 Fazer	04-08
42-0698	TX650 & XS650	70-83
42-06073	(SBSC) Yamaha XVS650 & 1100 V-Star & Drag Star	97-11
42-06053	(SBSC) Yamaha TDM850, TRX850, XTZ750 Super Tenere	89-99
42-0699	XV535,700, 750, 920, 1000, 1100, Virago V-Twins	87-99

YAMAHA TRIPLES		YEAR
42-0702	XS750 & 850	76-81
YAMAHA FOURS		YEAR
42-06043	(SBSC) Yamaha Seca II (XJ600S), 600cc	92-03
42-0703	FZR600	89-96
42-06111	(SBSC) Yamaha XJ6 & FZ6R	09-15
42-0709	FJ, FZ, XJ & YX600 Radian	84-92
42-0650	YZF600R	96-03
42-06060	(SBSC) Yamaha YZF-R6	99-02
42-06080	(SBHC)Yamaha YZF-R6	03-05
42-06104	(SBHC) Yamaha YZF-R6	06-13
42-0703	FZR750	87-88
42-0710	XJ650 & XJ750 (EXCLUDES XJ650T - TURBO)	80-84
42-06058	(SBSC) Yamaha YZF750R, YZF750SP & YZF1000R	93-00
42-06059	(SBSC) Yamaha XJ900S Diversion	94-01
42-06116	(SBSC) Yamaha MT-09, FZ-09, Tracer, FJ-09 & XSR900	13-16
42-06076	(SBSC) Yamaha FZS1000 Fazer	01-05
42-0703	FZR1000	89-95
42-0734	YZF-R1	98-03
42-06082	(SBSC) Yamaha YZF-R1	04-06
42-0712	FJ1100, 1200 & FJ1200 (ABS)	84-93
42-06068	(SBSC) Yamaha VMX1200 V-Max	85-03
42-06107	(SBHC) Yamaha FJR1300	01-13
SCOOTERS		YEAR
42-1454	50cc to 250cc Automatics, Honda, Kymco, Piaggio, Vespa, Yamaha	84-09
42-1543	Chinese Scooter Manual. Includes Taiwanese and Korean Manufactures.	08-14
42-06004	Vespa Scooters	59-78
42-2236	Vespa P/PX125, 150& 200	78-14
42-06113	(SBSC) Kymco Scooters, 50-125cc	11-14
42-06051	Piaggio & Vespa Scooters	91-09
42-06064	Peugot Speed Flight Scooters	96-08
42-06069	Twist and Go Scooters, 50-250cc carburetor engines	
42-06071	Gilera Runner Scooters,	97-11
42-06087	Aprilia SR50, Rally, Sonic, Habana & Mojito Scooters	93-09
42-06106	(SBHC) Lambretta 125, 150, 200 Scooters (including Serveta & SIL),	58-00
42-06099	Vespa GTS125/250/300ie, GTV250/300ie,LX/LXV125 & 150ie & S125 & 150ie Scooters,	05-14
42-06100	(SBSC) Suzuki Burgman 250 & 400 Scooter	98-15
42-06122	Scooters, Automatic Transmission 50 to 250cc	
CHINESE MOTORCYCLES		YEAR
42-06095	Chinese, Taiwanese & Korean 125cc Motorcycles,	03-15
SMALL ENGINE		YEAR
42-06119	Small Engine Manual, 5 HP and less	
42-06120	Small Engine Manual, 5.5 HP through 20 HP	

EQUIPMENT & TOOLS

HARD PARTS

CARB & FUEL

IGNITION/ELECTRICAL

CONTROL

SUSPENSION

ACCESSORIES

MARINE


AUTOMOTIVE

EQUIPMENT & TOOLS

HAYNES SPECIALTY MOTORCYCLE MANUALS

MOTORCYCLE BASICS MANUAL

An easy to understand description on how the major parts of motorcycles function, for those who wish to be better informed about their bike. Ten chapters cover all of the major components, from the engine to the wheels, tires and brakes.



42-0713 Basics Manual

MOTORCYCLE FUEL SYSTEMS MANUAL

This book covers all fuel systems from the basic operation of the carburetor and fuelling theory to the most sophisticated electronically controlled fuel injection in use today.

42-0714 Motorcycle Fuel Systems Manual

MOTORCYCLE ELECTRICAL MANUAL

No previous understanding of electrical theory is necessary. Uses easy-to-follow text and numerous line drawings to explain subjects from basic electrical principles to state-of-the-art systems.

42-0715 Electrical Manual

MOTORCYCLE WORKSHOP PRACTICE MANUAL

This title deals with all aspects of workshop practice. Examples of topics covered are: use of common and specialized tools, workshop layout, engine overhaul, repairing accident damage, dealing with engine seizure, removing damaged fasteners, frame coatings and welding.

42-0716 Workshop Practice Manual

HARD PARTS

CARB & FUEL

IGNITION/ELECTRICAL

CONTROL

SUSPENSION

ACCESSORIES

MARINE

AUTOMOTIVE

CANYON DANCER BAR HARNESS

Canyon Dancers extend your tie-down capabilities while protecting body panels and tanks. The new Bar-Harness II has some changes over older models, the biggest being the glass filled injection molded polycarbonate cup with steel lay-in that replaces the old handlebar cuff. The cups eliminate possible damage to soft grips, while holding the cross straps further out on the bars to better clear a wider variety of fairings. The steel D-ring "lay-ins" prevent losses even after many years of weather and abuse begin to weaken the polycarbonate cup. Your customer still has a choice since the old Bar-Harness will always be available, so be sure and keep both in stock!

REGULAR MODEL (BARS UP TO 32" WIDE)

- 36-9615** Black with red cuffs
- 36-9610** Black with black cuffs

BAR HARNESS II SHORT. (BARS UP TO 28" WIDE)

- 36-9617** Black with black cups

BAR HARNESS II STD. (BARS UP TO 32" WIDE)

- 36-9618** Black with black cups

BAR HARNESS II X-WIDE. (BARS UP TO 36" WIDE)

- 36-9619** Black with black cups
- 36-9616** Strap Rings - Attach to the lower triple clamp bolts and provide a mounting point for the tiedowns



CARGO BUCKLE SELF-RETRACTING TIE-DOWNS

Whether it's lost time on the job site, in the driveway or on vacation, securing gear with traditional tie-downs can be a fumbling, time-wasting exercise that often results in loads that are inadequately secured and even unsafe. The CargoBuckle® professional grade retractable ratchet tie-down system takes the hassle out of securing gear. Longer, heavier web enables you to tie down more equipment in more applications, just hook, ratchet, and go! Sold in pairs.

36-3894 Cargo Buckle Retractable Tie-Downs 2" W x 72"L, 3,500 lbs Break Strength, Safe working load-1167 lbs. Sold in pairs

35-3844 Mini G3 Cargo Buckles 1" W x 72"L, 1,400 lbs Break Strength.



HEAVY DUTY TIE-DOWNS

1" wide by 6' long 2000 lb. rating. Sold in pairs. **Made in U.S.A.**

36-6609 Black

36-6611 Red



TIE-DOWN EXTENSIONS

Extend your tie-down capabilities while protecting body panels and other surfaces from damage. 1" x 21" long, 2000 lb. strap strength. Sold in pairs. **Made in U.S.A.**

36-6607 Black

36-6608 Red



STANDARD CARGO NETS

Standard cargo nets measure approximately 15" x 15" and includes six hooks made of durable vinyl-coated metal. Sold each.

36-5128 Red

36-3536 Black

36-2828 Blue



UNIVERSAL HELMET LOCK

Adjustable steel clamp allows helmet lock to be mounted just about anywhere. Fits wide range of frame sizes and shapes. High quality lock mechanism provides improved security for your helmet. Comes with 2 keys.




40-8738 Chrome


40-8736 Black

COVERED STAINLESS STEEL CABLE

Easily secure your expensive helmet while parked! Convenience to put a helmet anywhere on a motorcycle. Using O.D. 4.6mm stainless steel wire, 500mm length. Covered clear plastic, both ends in a loop makes securing a helmet easy. **USE CAUTION NOT TO SCRATCH MOTORCYCLE, OR DROP HELMET WHILE USE ON THE GAS TANK. IT DOES NOT COMPLETELY PREVENT THEFT. DO NOT USE WHILE WEARING THE HELMET OR WHILE RIDING**



40-8719 Covered Stainless Steel Cable



MARINE

EQUIPMENT / HARD PARTS / TOOLS

MARINE

EQUIPMENT & TOOLS

HARD PARTS

CARB & FUEL

IGNITION/ELECTRICAL

CONTROL

SUSPENSION

ACCESSORIES

MARINE

AUTOMOTIVE

K&L V4/V6 MARINE ENGINE STAND

In conjunction with Yamaha Marine Division, K&L Supply designed this engine stand as a higher quality and lower cost item than what is currently on the market. This stand works with most OEM V4/V6 Engines including Yamaha & Honda.

- Holds all V4/V6 and Trolling Engines from all major manufacturers
- Adjustable height for 20", 25" & 30" engines
- Weight Capacity: 700 lbs.
- Sturdy design prevents tipping
- Front swivel castors for easy movement
- 360 degree rotation
- New rounded handle for easier maneuvering
- Simplify your repairs and overhauls

37-8449 V4/V6 Marine Engine Stand



K&L V6/V8 MARINE ENGINE STAND

K&L's V6/V8 Marine Engine Stand is designed for today's 6 and 8 Cylinder Outboards. Our patent pending design features a 1000 pound capacity for the largest outboards. A corrosion resistant, pre-drilled zinc plated engine mounting board and large, easy rolling wheels make mounting and moving these motors safer, with a pin locked handle and included tool tray and outrigger attachment rounding out the package.

37-8429 V6/V8 Outboard Marine Engine Stand



LOWER UNIT DOLLY

The New K&L Lower Unit Dolly is the ultimate tool for easily transporting lower units and single outdrives around a shop. K&L's patented proprietary design allows the dolly to be adjusted to fit most lower unit, single outdrive and small cc trolling motor on the market. The Lower Unit Dolly also features rubber protectors to prevent marring and locking casters to ensure safety and stability.

35-69002 Lower Unit Dolly



ENGINE LIFTING EYE

It allows easy lifting of the NEW XTO MODEL engines. It also properly supports all Yamaha 2.8L In-line 4 cylinders and all 4.2V-6 engines and all 5.3L V8 engines. The kit comes complete with the eye bolt, mounting bracket and mounting bolts.

This tool should be used with an appropriate lifting harness such as the YB-6AW01-A. F200A, VF225A, VF250A, VF250XA, (L)F225,(L)250,(L)F300 2.8L, VF150A, VF175A VF115A.

5.6 XTO Lifting Eye Retro fits (YB-06820) 5.3 -2.8L application.

35-06953 Engine Lifting Eye
YB-06953



ENGINE LIFTING EYE 2.8

It allows easy lifting of the engine. It properly supports all Yamaha 2.8L In-line 4 cylinders and all 4.2V-6 engines and all 5.3L V8 engines. The YB-06820 kit comes complete with the eye bolt, mounting bracket and mounting bolts.

This tool should be used with an appropriate lifting harness such as the YB-6AW01-A. F200A, VF225A, VF250A, VF250XA, (L)F225,(L)250,(L)F300 2.8L, VF150A, VF175A VF115A

35-06820 Engine Lifting Eye
YB-06820



ENGINE LIFTING HOOK

It threads onto the crankshaft threads to allow for lifting.

Application: 3.1L

35-06442 Engine Lifting Hook
YB-06442



ENGINE LIFTING HOOK

It allows easy lifting of the engine. It properly supports all Yamaha V-4 and V-6 engines and attaches to the crankshaft.

Application: V4, 2.6L

35-06202 Engine Lifting Hook
YB-06202



ENGINE LIFTING SLING

35-6AW01-A Engine Lifting Sling
YB-6AW01-A



OUTBOARD ENGINE LIFTING SLING

35-55200 Engine Lifting Sling
YE-55200



K&L PTT TOOL KIT

The K&L PTT Cap Tool Kit will change the way you remove/install trim and tilt caps forever. Our unique patent pending design allows for torque to be applied down into the center of the cap. This prevents tool slippage and eliminates the possibility of damaging the tool, cap or engine. This 11 piece kits works all Yamaha and many other marine engines. Additional adapters are continually being made.

35-69100 PTT Tool Kit



TILT CAP REMOVAL PROCESS:



1. Place Two Piece Adapter On The Cap



2. Place Impact Wrench Into Socket & Remove Cap

TRIM CAP REMOVAL PROCESS:



1. Place Adapter Into The Trim Cap



2. Attach Impact Gun Into The Socket & Remove The Cap

BALANCE HANGER

This tool was designed to provide balance while lifting and mounting the VF200A, VF225A, VF250A, VF250XA 4.2L V6 outboard motors. This tool should be mounted on the upper engine block between the cylinder heads with 2 6X1 bolts provided with the tool. This tool should be used with an appropriate lifting harness such as the YB-6AW01-A and lifting eye YB-06820.

Application: VF200A, VF225A, VF250A, VF250XA, 2.8L, VF150A, VF175A

35-06682 Balance Hanger
YB-06682



EQUIPMENT & TOOLS

HARD PARTS

BALANCE HANGER

This tool was designed to provide balance while lifting and mounting the F300 & F350 5.3L V8 outboard motors. This tool should be mounted on the upper engine block between the cylinder heads with 2 6X1 bolts provided with the tool. This tool should be used with an appropriate lifting harness such as the YB-6AW01-A.

Application: 5.3L F300 & F350

35-06822 Balance Hanger
YB-06822



CARB & FUEL

IGNITION/ELECTRICAL

BALANCE HANGER FOR LOWER UNITS

Fits lower units from 425hp - 70hp

35-06951 Balance Hanger
YB-06951



CONTROL

SUSPENSION

ACCESSORIES

MARINE

AUTOMOTIVE



EQUIPMENT & TOOLS

TRANSOM DRILL FIXTURE

This tool makes drilling of outboard transom mounting holes quick, accurate and easy. Fixture consists of a steel plate with drill bushings positioned in the correct location, centerline location windows and built-in transom height stop. Application: 40~Up



35-34465A Transom Drill Fixture (Yamaha Models)

YB-34465A

35-4658 Transom Drill Fixture (Honda Models)

HARD PARTS

TRIM & TILT CYLINDER WRENCH

The Trim and Tilt Cylinder Wrench is specially designed to remove and reinstall the trim cylinder end cap.



Application: F40-4 ~ F/L115, VF200A, VF225A, VF250A, VF250XA, (L)F225,(L)250,(L)F300,(L)F200A, (L)F225A / (L)F250,F75 ~ F100 5, VF115A, 3.3L, F2, F30, F40

35-06175-2B Trim Cylinder Wrench

YB-06175-2B

CARB & FUEL

TRIM WRENCH

This wrench was designed to remove and install trim caps that have a 32MM drill circle and four 4MM holes within the 32MM drill circle.



Application: VF200A, VF225A, VF250A, VF250XA, 2.8L, VF150A, VF175, V4,V6 2.6L, V4 ~ V6 2.6L

35-06175-1A Trim Wrench

YB-06175-1A

IGNITION/ELECTRICAL

CONTROL

TILT WRENCH SHOWA SYSTEM

It is specially designed to remove the end caps on the tilt cylinders.



Application: F40 ~ F115, VF200A, VF225A, VF250A, VF250XA, 2.8L, VF150A, VF175A, 1997 & Up, V4, V6 2.6L, VX200/ 2253.1L, 3.1L, F40 ~ F115, VF200A, VF225A, VF250A, VF250XA, 2.8L, VF150A, VF175A

35-06548 Tilt Wrench

YB-06548

SUSPENSION

TILT AND TRIM WRENCH V8

This tool is used to remove and install the trim and tilt caps.



Application: V8 5.3L OFFSHORE MODEL 2007 THROUGH 2016

35-06837 Tilt and Trim Wrench

YB-06837

ACCESSORIES

MARINE

POWER TILT CYLINDER CAP WRENCH

It loosens and tightens the power tilt cylinder cap.



Application: C40, 50

35-34466 Power Tilt Cylinder

YB-34466 Cap Wrench

AUTOMOTIVE

VALVE SPRING COMPRESSOR

This compresses the valve springs for valve removal. There are various adapters for the different models. Use the appropriate adapter.

Application: All 4-Stroke

35-8406 Valve Spring Compressor

YM-01253




VALVE SPRING COMPRESSOR

Designed specifically to service motorcycle and atv applications.

35-9408 Valve Spring Compressor

YB-04019



VALVE SPRING COMPRESSOR ADAPTER

Use this attachment with the Valve Spring Compressor YB-04019 to depress the valve spring retainer so the valve cotter pins may be removed or installed.

Application:
F2.5 (Use YB-04019 Compressor)
F30, F40 (Use YB-04019 Compressor)
F200/225 VF200A, VF225A, VF250A, VF250XA, 2.8L, VF150A, VF175A, VF115A, (L) F200A / (L) F225A / (L) F250 (Use YB-04019 Compressor), 5.3L F300 & F350

35-06320 Adapter Valve Spring

YB-06320 Compressor



VALVE GUIDE REMOVER

It is used to remove the valve guides from the cylinder head.

Application: F2.5, F30, F40, F/T50 2001 - up, F60 VF200A, VF225A, VF250A, VF250XA (L) F225,(L)F250,(L)F300, 2.8L, VF150A, VF175A, VF115A, (L)F200A / (L) F225A / (L)F250, F40

35-06801 Valve Guide Remover

YB-06801



VALVE GUIDE INSTALLER

It installs the valve guides (5.5mm in diameter). It sets the proper depth for the valve guide. Use it with Valve Guide Remover YM-01122.

Application: F9.9

35-06308 Valve Guide Installer

YB-06308



VALVE GUIDE INSTALLER

It installs the valve guides (5.5mm in diameter). It sets the proper depth for the valve guide. Use it with Valve Guide Remover YM-01122.

Application: F25/T25, F30,F40

35-8419 Valve Guide Installer
YM-04015

**VALVE GUIDE REMOVER/INSTALLER**

It properly removes the valve guides (5.5mm in diameter). Also use it with Valve Guide Installer YB-06308 to install the valve guides.

Application: F9.9

35-8408 Valve Guide
YM-01122 Remover/Installer

**VALVE GUIDE REMOVER**

Used with the Valve Guide Remover YB-06801. It is used to preset the valve guide depth in cylinder head.

Application: F200/225, 2.8L, VF150A, VF175A, VF115A, (L)F200A / (L)F225A / (L)F250

35-06810 Valve Guide Remover
YB-06810

**VALVE GUIDE REAMER 5.53MM**

It is designed to clean out combustion deposits from inside the valve guide

Application: F2.5, VF200A, VF225A, VF250A, VF250XA, 2.8L, VF150A, VF175A, VF115A

35-06804 Valve Guide Reamer
YB-06804

**VALVE GUIDE REAMER 5.5MM**

It is designed to clean out combustion deposits from inside the valve guide.

Application: F40-4 ~ F/T50, (L)F200A / (L)F225A / (L)F250

35-3836 Valve Guide Reamer
YM-01196

**VALVE GUIDE REAMER 6MM**

It is required to clean combustion deposits from the internal bore of the valve guide.

Application: F30, F40, F75~ F115

35-3847 Valve Guide Reamer
YM-04066

**VALVE GUIDE FLEX HONES (320 GRIT)**

Flexible hones for use to clean out valve.

35-9243 (4.0mm)
YM-A9243
35-9245 (5.0mm)
YM-A9245
35-9244 (5.5mm)
YM-A9244
35-9246 (6.0mm)
YM-A9246
35-9247 (7.0mm)
YM-A9247
35-9248 (8.0mm)
YM-A9248
35-9143 Flex Hone Oil 1/2 Pint
YU-88000

**VALVE LAPPING TOOL**

The Valve Lapping Tool is the ultimate vacuum stick for insuring perfect surfaces on valves and valve seats. Interchangeable cups make the unit suitable for use with virtually any size valve. The set includes vacuum stick and 3/4" and 1/4" diameter rubber cups.

Application: 4-Stroke

35-A8998 Valve Lapping Tool
YM-A8998

**CLOVER LAPPING COMPOUND**

The world famous green can with the four leaf clover. This compound kit is for seating valves, mating gears, and sharpening. It is sold as a kit with coarse 120 grit (roughing) and 280 fine grit (finishing)

Application: 4-Stroke

35-0309 Clover Lapping Compound
YM-A0309

**CYLINDER HEAD STANDS**

Cylinder head stands make the cylinder head easier to work on. Sturdy stands will hold head safely and securely. The stand is rigid on even surfaces. Tapered pins fit any size cylinder head bolt hole. Sold in pairs.

Application: 4-Stroke

35-9125 Cylinder Head Stands
YE-23460

**FEELER GAUGE-METRIC**

25 blades from 0.04mm thru 1.0mm.

Application: All

35-1770 Feeler Gauge-Metric
YU-26900-9



EQUIPMENT & TOOLS

HARD PARTS

CARB & FUEL

IGNITION/ELECTRICAL

CONTROL

SUSPENSION

ACCESSORIES

MARINE

AUTOMOTIVE

GLAND NUT WRENCH

It removes and installs the lower gland nuts. It is designed specifically for Yamaha motors.

Application: 25,30

35-06075 Gland Nut Wrench
YB-06075

**DRIVESHAFT HOLDER**

This tool is used to hold or rotate the drive shaft.

Application:
5.3L F300 & F350

35-06832 Driveshaft Holder
YB-06832

**GLAND NUT WRENCH**

It removes and installs the lower gland nut.

Application: 70, 90, V4, V6

35-34447 Gland Nut Wrench
YB-34447

**RING NUT WRENCH**

Application:
5.3L F300 & F350

35-06823 Ring Nut Wrench
YB-06823
35-06784 Extension Adapter
YB-06784

**GLAND NUT WRENCH**

It removes and installs lower gland nuts. It is designed specifically for Yamaha motors. It is manufactured from high strength alloy steel at heat-treated for strength and durability.

Application: Counter Rotation 3.1L

35-06048 Gland Nut Wrench
YB-06048

**GLAND NUT WRENCH**

It is used to remove the propeller shaft bearing housing gland nut.

Application: Z250, 3.3L

35-06578 Gland Nut Wrench
YB-06578

**GLAND NUT WRENCH**

It is designed to properly remove and install the bearing housing gland nut.

Application: D150, DX150

35-42223 Gland Nut Wrench
YB-42223

**RING NUT WRENCH #6**

Use this tool with ring nut wrench extension YB-06513-M to remove and install the gland nut holding the propeller shaft bearing housing on all 4.2L V6 outboard motors.

Application:
VF200A, VF225A, VF250A, VF250XA,
(L)F225,(L)250,(L)F300

35-06677 Ring Nut Wrench
YB-06677

**RING NUT WRENCH EXTENSION**

This tool was designed to drive the YB-06677 Ring Nut Wrench #6

Application:
VF200A, VF225A, VF250A, VF250XA,
(L)F225,(L)250,(L)F300

35-06513M Ring Nut Wrench Extension
YB-06513-M

**DRIVESHAFT RING NUT WRENCH**

Used for removal of the drive shaft ring nut.

Application: VF200A, VF225A, VF250A,
VF250XA, (LF225,(L)250,(L)F300, 2.8L,
VF150A, VF175A

35-06674 Driveshaft Ring
Nut Wrench
YB-06674

**DRIVESHAFT RING NUT WRENCH**

This tool is used to remove and install the driveshaft ring nut.

Application:
5.3L F300 & F350

35-06833 Driveshaft Ring
Nut Wrench
YB-06833

**DRIVESHAFT HOLDER PINION NUT TORQUE TOOL**

It installs onto the driveshaft. Tighten it with Pinion Nut Wrench YB-06078 to the proper specification.

Application: 30

35-8553 Driveshaft Holder Pinion
Nut Torque Tool
YB-06079-A

**DRIVESHAFT HOLDER PINION NUT TORQUE TOOL**

It is used to loosen or torque the pinion nut. It installs onto the driveshaft.

Application: 75, 80, 85, 90

35-8657 Driveshaft Holder Pinion
Nut Torque Tool
YB-06151



DRIVESHAFT HOLDER PINION NUT TORQUE TOOL

Use it to loosen or torque the pinion nut. It installs onto the driveshaft.

Application: V4, V6, F200/225, 2.6L, 3.1L, 3.3L

- 35-06201** Driveshaft Holder Pinion
- YB-06201** Nut Torque Tool




DRIVESHAFT HOLDER

This tool is used to hold or rotate the drive shaft.

Application: 5.3L F300 & F350

- 35-06832** Driveshaft Holder
- YB-06832**



CRANKSHAFT HOLDER

It is used to hold or rotate the crankshaft when working on the engine.

Application: F30, F40

- 35-8559** Crankshaft Holder
- YW-06355**



CRANKSHAFT HOLDER

It is used to hold or rotate the crankshaft while performing engine work.

Application: F75~ F115

- 35-8658** Crankshaft Holder
- YB-06552**




CYLINDER FLEX-HONE

For fast and efficient deglazing and final finish honing of cylinder walls. Globules of silicone carbide (SC) or aluminum oxide (AO) are laminated to the ends of high density bristles, providing a consistent cross-hatch pattern for oil retention and instant ring seating. Available in the following sizes and grits: red=180, blue=240, white=320 grit.

NOTE: SIZES LISTED REFER TO INNER DIAMETER OF CYLINDER. (BORE)

35-9143 Flex Hone Oil 1/2 Pint

180 GRIT - Red (SC)		240 GRIT - White (SC)		320 GRIT - Blue (AO)	
35-9131	36 ~ 38mm	35-9231	36 ~ 38mm	35-2725	36 ~ 38mm
35-9132	39 ~ 45mm	35-9232	39 ~ 45mm	35-2726	39 ~ 45mm
35-9133	46 ~ 51mm	35-9233	46 ~ 51mm	35-2729	46 ~ 51mm
35-9136	52 ~ 57mm	35-9234	52 ~ 57mm	35-2731	52 ~ 57mm
35-9145	58 ~ 64mm	35-9235	58 ~ 64mm	35-2732	58 ~ 64mm
35-9138	65 ~ 70mm	35-9236	65 ~ 70mm	35-9208	65 ~ 70mm
35-9140	71 ~ 76mm	35-9237	71 ~ 76mm	35-9209	71 ~ 76mm
35-9141	77 ~ 83mm	35-9238	77 ~ 83mm	35-9210	77 ~ 83mm
35-9142	84 ~ 89mm	35-9239	84 ~ 89mm	35-2733	84 ~ 89mm
35-9229	90 ~ 95mm	35-9240	90 ~ 95mm	35-9213	90 ~ 95mm
35-9230	96 ~ 105mm	35-9241	96 ~ 105mm	35-9217	96 ~ 105mm



COMPRESSION GAUGE SET

Includes 12" hose, spark plug hole adapter pressure gauge and air release quick coupler. It works on all Yamaha 2-stroke & 4 stroke outboard motors.

Application: V8 5.3L OFFSHORE MODEL 2007 - 2016

- 35-7331** Compression Gauge Set
- YU-33223**



PISTON RING COMPRESSOR

35-88MM

Range: 35-88mm diameter, allows you to compress the ring while installing cylinder.

Application: F2.5

- 35-33294** Piston Ring Compressor
- YU-33294**



PISTON RING COMPRESSOR

54-127MM

Allows you to compress the rings while installing piston.

Application: V8 5.3L OFFSHORE MODEL 2007 - 2016

- 35-8723** Piston Ring Compressor
- YM-08037**



BEARING RACE & SEAL DRIVER

Six discs fit most bearing sizes. To install (drive) seals, turn discs over. It eliminates damage to bearing races. The seven piece kit includes a driver handle and the following disc sizes: 40, 45, 50, 59, 63, and 65mm.

Application: All

- 35-9268** Bearing Race & Seal Driver
- YU-A9268**




UNIVERSAL PULLER

Heavy duty puller for removing flywheels, balancers and propeller shaft bearing housings.

Application: All

- 35-06117** Universal Puller
- YB-06117**



BEARING HOUSING PULLER

The two puller legs are required to remove the bearing housing. The Universal Puller YB-06117 is also required.

- 35-06234** Bearing Housing Puller Smaller Engines
- YB-06234**
- 35-06207** Bearing Housing Puller Larger Engines
- YB-06207**



EQUIPMENT & TOOLS

HARD PARTS

CARB & FUEL

IGNITION/ELECTRICAL

CONTROL

SUSPENSION

ACCESSORIES

MARINE

AUTOMOTIVE

EQUIPMENT & TOOLS

SLIDE HAMMER

This tool can be used with YB-06335 for propeller shaft bearing

Application: V8 5.3L OFFSHORE MODEL 2007 - 2016

35-06096 Slide Hammer
YB-06096



HARD PARTS

CARB & FUEL

HEAVY DUTY BEARING PULLER 2 JAW

This tool is used for forward gear outer bearing race and seal removal.

Application: V8 5.3L OFFSHORE MODEL 2007 THROUGH 2016

35-06523 Bearing Puller Jaw
YB-06523



IGNITION/ELECTRICAL


CONTROL

BEARING SPLITTER PLATES

Using these special splitter plates can solve many difficult bearing pulling problems, especially where access to the inner race is limited. "Knife-like" edges may be forced behind the bearing for a firm grip.

Application: Large **Up to 4-1/4"**

35-4002 Bearing Splitter Plates
YU-22912-1



SUSPENSION


ACCESSORIES

BEARING SPLITTER PLATES

Using these special splitter plates can solve many difficult bearing pulling problems, especially where access to the inner race is limited. "Knife-like" edges may be forced behind the bearing for a firm grip.

Application: Small **Up to 2-1/4"**

35-4001 Bearing Splitter Plates
YU-35557



MARINE

OIL FILTER WRENCH 72.5MM

This wrench fits on 69J oil filters for removal and installation.

Application: VF200A, VF225A, VF250A, VF250XA, (L)F225,(L)250,(L)F300

35-06830 Oil Filter Wrench 72.5MM
YB-06830



AUTOMOTIVE

OIL FILTER WRENCH

This Wrench Fits 3FV & 5GH FILTERS.

Application: VFII5A

35-4980 Oil Filter Wrench
YU-38411



MULTIMETER W/ TACHOMETER

This multimeter's features include volt,ohm,amp,continuity and diode tests, rpm measurements with the provided inductive pickup minimum / maximum / average recording of measurements, frequency and duty cycle measurements, low-ohms function millisecond pulse width measurements,and smoothing (shows an averaged reading of measurements which fluctuate such as rpm).

Minimum / maximum / average recording of measurements, leads, test probes, large alligator clips, users manual and quick reference guide.

Application: All

35-4980 Multimeter with Tachometer
YU-38411



DIAL INDICATOR GAUGE W/ MAGNETIC BASE

Application: All

35-8421 Dial Indicator Gauge with Magnetic Base
YU-A8421

35-8428 Stand 2-1/4" Dial Indicator Gauge only, 0" - 2-1/4" range in .001" increments Indicator
YU-A8428

35-26900-12 Metric Dial Indicator

YU-26900-12

35-8438 Magnetic Base Stand only

YU-A8438

35-8434 Flexible Magnetic Dial Indicator Stand

YU-A34481



35-8432
YU-A8421



35-8428
YU-A8428



YU-26900-12



YU-A34481



YU-A8438

VACUUMMATE (ALLWEATHER)

The VacuumMate is the industry standard for fast & accurate synchronizing of carburetor / FI throttle valves on 2 & 4 stroke engines, with "smart" A valve diagnostics & 'wireless' RPM measurement. Synchronize up to 6 cylinders with optional adapter kit. (35-8114) Intake synchronizer. Dynamic fault analyzer. Tachometer. Three selectable modes provide full diagnostic capabilities 'RPM' mode for adjustment of engine speed of 2 & 4 stroke engines during synchronizing. 'AVE' mode with 3 overlapping scales from 5 to 55cm Hg & fixed resolution of 0.5cm Hg for general synchronizing. 'DYN' mode for troubleshooting - allows for immediate visual check why engine cannot synchronize, possible causes include non sealing valves or a cracked manifold. Includes battery cord-set, T-connector & 4 x M5 & M6 flexi-rigid manifold adapters.

35-8108 VacuumMate Allweather with internal battery
YU-44456-A

35-8802 5mm Replacement Flexi-Rigid Adapter - Sold each

35-8803 6mm Replacement Flexi-Rigid Adapter - Sold each

35-8114 Used with YU-44456-A. Vacuummate carb sync gauge allows the vacuum points of all 6 cylinders to be hooked up. Also requires 2 point taps YU-44456-6.

Application: F200/225



35-8114

OUTSIDE MICROMETERS

These metric outside micrometers are available in the following ranges.
Application: All

35-8441 (0 - 25mm)

YU-03006

35-8442 (25 - 50mm)

YU-03007

35-8443 (50 - 75mm)

YU-03008

35-8444 (75 - 100mm)

YU-03009



DIGITAL VERNIER CALIPERS

LCD display makes for easy reading. Gives exact measurements to .0005" (.01mm) and features Zero-set at any point to make measurement of tolerances easier. Reads in inches or millimeters and will convert. Includes a fitted case and battery.

Application: All

35-5400 Mitutoyo Digital

YU-A5400 Vernier Calipers



K&L MARINE CARB REPAIR KITS

YAMAHA MODELS

18-65904	6A1-W0093-01	CARB KIT 2HP
18-65905	67D-W0093-00	CARB KIT 4HP
18-65906	6G1-W0093-00	CARB KIT 3-8HP
18-65907	63V-W0093-00	CARB KIT 9.9&15HP
18-65908	662-W0093-00	CARB KIT 9.9&15HP
18-65909	66M-W0093-01	CARB KIT 9.9&15HP
18-65910	677-W0093-00	CARB KIT 9.9&15HP
18-65911	677-W0093-04	CARB KIT 9.9&15HP
18-65912	6E7-W0093-01	CARB KIT 9.9&15HP
18-65913	6E7-W0093-04	CARB KIT 9.9&15HP
18-65914	6L2-W0093-00	CARB KIT 20-25HP
18-65915	65W-W0093-00	CARB KIT 25 & 30 HP
18-65916	689-W0093-02	CARB KIT 25 & 30 HP
18-65917	6G0-W0093-00	CARB KIT 25&30HP
18-65918	6J8-W0093-00	CARB KIT 25&30HP
18-65919	61N-W0093-00	CARB KIT 30 HP
18-65920	6E9-W0093-02	CARB KIT 40 HP
18-65921	6E9-W0093-03	CARB KIT 40 HP
18-65922	6F5-W0093-00	CARB KIT 40 HP
18-65923	6F6-W0093-00	CARB KIT 40 HP
18-65924	6H4-W0093-01	CARB KIT 40 & 50
18-65925	6H4-W0093-03	CARB KIT 40 & 50
18-65926	66T-W0093-01	CARB KIT 40-55 HP
18-65927	663-W0093-00	CARB KIT 48-55 HP
18-65928	6H3-W0093-02	CARB KIT 60 HP
18-65929	6H2-W0093-10	CARB KIT 60-70 HP
18-65930	6H0-W0093-00	CARB KIT 75 & 80HP
18-65931	6H1-W0093-00	CARB KIT (3) 75-90HP
18-65932	6H1-W0093-01	CARB KIT (3) 75-90HP
18-65933	6H1-W0093-10	CARB KIT 9.9&15HP
18-65934	6N6-W0093-02	CARB KIT 115&130HP
18-65935	6E5-W0093-06	CARB KIT 115-225HP
18-65936	6G5-W0093-04	CARB KIT 150-200HP
18-65937	6G5-W0093-08	CARB KIT 150-220HP
18-65938	64D-W0093-00	CARB KIT 150-220HP
18-65939	6K7-W0093-09	CARB KIT 150-225HP
18-65940	61A-W0093-01	CARB KIT 225&250HP
18-65941	6E0-W0093-02	CARB KIT 75&85HP
18-65942	67F-W0093-00	CARB KIT 80&100HP

SUZUKI MODELS

18-65958 13910-89J01 CARB KIT 25-30 HP DF MODELS



EQUIPMENT & TOOLS

HARD PARTS

CARB & FUEL

IGNITION/ELECTRICAL

CONTROL

SUSPENSION

ACCESSORIES

MARINE

AUTOMOTIVE

EQUIPMENT & TOOLS

K&L MARINE WATER PUMP REPAIR KITS

YAMAHA MODELS

18-65943	6H4-W0078-00	WATER PUMP REPAIR KIT 40&50HP
18-65944	63V-W0078-00	WATER PUMP REPAIR KIT 9.9 & 15HP
18-65945	682-W0078-00	WATER PUMP REPAIR KIT 9.9 & 15HP
18-65946	6G0-W0078-00	WATER PUMP REPAIR KIT 25HP
18-65947	689-W0078-05	WATER PUMP REPAIR KIT 25 & 30HP
18-65948	61N-W0078-01	WATER PUMP REPAIR KIT 30 HP
18-65949	679-W0078-00	WATER PUMP REPAIR KIT 40 HP
18-65950	66T-W0078-00	WATER PUMP REPAIR KIT 40 & 50HP
18-65951	6H4-W0078-00	WATER PUMP REPAIR KIT 40 & 50HP
18-65952	670-W0078-00	WATER PUMP REPAIR KIT 48HP
18-65953	663-W0078-01	WATER PUMP REPAIR KIT 55HP
18-65954	688-W0078-00	WATER PUMP REPAIR KIT 60 & 90HP
18-65955	6N6-W0078-00	WATER PUMP REPAIR KIT 115-130HP
18-65956	6G5-W0078-00	WATER PUMP REPAIR KIT 150-200HP
18-65957	61A-W0078-01	WATER PUMP REPAIR KIT 150-250HP

SUZUKI MODELS

18-65960	17400-94411	WATER PUMP REPAIR KIT SUZUKI 40HP
18-65959	17400-93911	WATER PUMP REPAIR KIT SUZUKI 150 / 175 / 200HP



HARD PARTS

CARB & FUEL

IGNITION/ELECTRICAL

CONTROL

SUSPENSION

ACCESSORIES

MARINE

AUTOMOTIVE

LOWER UNIT PRESSURE/VACUUM TESTER

The hand pump device provides both pressure and vacuum for leak testing of the lower unit.

Application:
V8 5.3L OFFSHORE MODEL
2007 - 2016

35-5900 Lower Unit Pressure/
YB-35956-B Vacuum Tester



OIL FILLER CAP TOOL

Oil Filler Cap Installer/Remover Tool was designed to easily remove and install the oil cap on Yamaha outboard motors without damaging the cap. (Sold Each)

35-69000 Oil Filler Cap Tool



DRAIN PLUG SCREW TOOL

Oil Drain Screw Tool was designed to remove and install the oil drain plug screw for all outboard motors without damaging the screw or surrounding area. (Sold Each)

35-69001 Drain Plug Screw Tool



MARINE LOWER UNIT PUMP KIT

24" flexible hose easily reaches difficult to access fill plugs. Patented double threaded cap fits both the quart and gallon size lubricant. Ideal for Adding Fluids To Small Engines

35-8586 Marine Lower Unit Pump Kit



REPLACEMENT ADAPTERS

35-8587 Lower Unit Adapter 3/8-16 fits: OMC, Mercruiser, Evinrude, Johnson, Volvo, Force, Honda 70hp and up, and Mercury US origin

35-8588 Lower Unit Adapter 8MM fits: Yamaha, Nissan, Tohatsu, small Honda's, and Mercury Japanese origin

FUEL PRIMERS BULB ASSEMBLIES

OE Replacement engine priming bulbs.

18-65900 Fuel Prime / Lines / Connector Assembly 6mm

18-65901 Fuel Prime / Lines / Connector Assembly 8mm

18-65902 Primary Pump Assembly 6mm


18-65903 Primary Pump Assembly 8mm



CYLINDER BORE GAUGE SET: 18-35 MM

This set includes handle, dial indicator, and set of contact extensions, and is perfect for precision work on small cylinders. Set ships complete in a plastic storage case.

35-9548 Cylinder Bore Gauge 18 - 35mm (.7" - 1.4")
YU-03016



DIGITAL BORE GAUGE SET: 35-150MM

Comes complete with handle, digital display that allows reading to be displayed in either Metric or S.A.E., & a full set of contact extensions. Instructional CD and battery are included. Ships in rugged plastic storage case.

35-9547 Digital Bore Gauge 35 - 150mm (1.4" - 6")
YU-03017





AUTOMOTIVE

AUTOMOTIVE EQUIPMENT / TOOLS

AUTOMOTIVE

EQUIPMENT & TOOLS

HOFMANN 10K TWO POST AUTOMOTIVE LIFT

Hofmann 10k 2-Post Combo automotive/general purpose lifts are packed with premium features: industrial-strength columns, low-friction lift carriage slides, low-wear components with plated arm pins, steel pulleys and more. Vehicles can be positioned and lifted symmetrically or asymmetrically.

FEATURES:

- Three stage front arms provide versatile vehicle positioning for symmetric/asymmetric lifting
- Versatile power column placement can be arranged on either the driver or passenger side at the time of installation
- Single point, mechanical lock release allow the technician to disengage both columns simultaneously
- Double telescoping lifting pads minimize the need for truck adapters by meeting a wider range of OEM recommended pick up points
- The padded overhead shut off system prevents vehicle damage from being raised too high
- Adjustable column height accommodates higher profile vehicles and provides maximum headroom to work underneath vehicles
- ANSI/ALI ALCTV:2011 - Independently tested and validated, ALI certified to the current automotive lift standard



HARD PARTS

CARB & FUEL

IGNITION/ELECTRICAL



SPECIFICATIONS

Capacity	10000 lbs
Lifting times	52 s
Drive-through width	98.375 inch
Power supply	230 VAC 1Ph 50/60 Hz
Distance between columns	110.25 inch
Overall Width	131.75 inch
Lifting Speed	52 s

35-66120 Hofmann 10k Two Post Automotive Lift

CONTROL

SUSPENSION

ACCESSORIES

MARINE

AUTOMOTIVE

HOFMANN 12K FOUR POST ALIGNMENT LIFT

12k closed front, four-post alignment lifts give you 12,000 lbs of heavy-duty lifting capacity in a compact with no need for multiple lifts. Whether it is a micro car or a heavy-duty pickup, the 12k four post alignment lift has four wheel alignment capabilities that cover a full range of vehicle requirements.

FEATURES:

- 20.5" wide "Pro-Style" runways save time when loading vehicles of narrow to wide track widths
- Closed front design maintains a steady and shake free lift for advanced alignment equipment measurements
- Ultra low-profile design allows easy-on approach angle for low profile vehicles
- 81.6" long rear slip plates — no need for repositioning of the front turnplates to accommodate for longer or shorter vehicles
- Full floating, flush mounted rear slip plates use a Delrin ball style bearing assembly similar to our time-tested heavy-duty lift to ensure ease of vehicle movement, durability and reduced maintenance
- Hydraulic cylinder mounted underneath runway
- Industry proven, brake formed front columns and traverse beam design spreads critical load forces over longer/larger supporting areas to ensure alignment accuracy
- Locking ladders mount through the traverse beams to ensure safety lock engagement
- Filter / Regulator / Lubricator (FRL) provides a clean and lubricated air supply to the lift and jack systems; improving reliability and reducing the need for maintenance
- Pre-drilled holes for Hofmann® geoliner® 320 alignment system brackets
- Slack cable support system to keep cables from hanging when the lift is on the locks
- Textured approach ramps for positive vehicle traction



SPECIFICATIONS

Capacity	12000 lbs
Lifting times	74 s
Lifting height	78 inch
Power supply	230 VAC 1Ph 50/60 Hz
Weight	3307 lbs
4 Wheel Alignment Wheelbase	88.5" - 158.5" inch
2 Wheel Alignment Wheelbase	168.8" inch
Air Supply Requirements	90-120 Psi
Front Accessibility	closed
Overall Length	251.5" inch
Service Wheelbase	183" inch
Overall Width	134.8" inch
Column Height	90.5" inch
Lifting Speed	74 s
Runway Width	20.6" inch

35-66121 Hofmann 12k Four Post Alignment Lift



HOFMANN 12K SCISSOR ALIGNMENT LIFT

The Hofmann® 12k Scissor Alignment Lift is a rugged 12,000 lb capacity scissor alignment lift with open front design that provides easy access to alignment service and calibration areas. "Pro-Style" 24" wide runways provide easy drive-on for large vehicles. Hydraulic equalization and full support rear member deliver repeatable smooth level lifting. Flush mounted rear slip plates with heavy-duty encapsulated bearings support and offer smooth movement to ease rear alignment adjustments.

FEATURES:

- Adjustable turnplate pocket depth ensures level positioning of turnplates
- Expandable approach ramps provide multi tiered drive on approach to suit vehicle clearance and bay length. Extends up to 87". Retracts into itself 35" minimum
- Each heavy duty rolling jack is easy to position and provides 6,000 lbs of wheelfree® lifting
- Lifts straight up - no for or aft movement
- Cross aligned heavy duty hydraulic cylinders maintain constant level lifting with supporting reinforcing rear mount cross member
- Dual engaging twin interlocking mechanical safety racks with pneumatic release
- Smooth lift operation with captured re-enforced glide blocks
- Single point safety lock release system
- Compact, enclosed control console
- On-board Filter/Regulator/Lubricator (FRL) protects air systems
- Powder coat finishing with non-skid runway platform surface
- Certified to the current ANSI/ALI ALCTV:2011 lift standard

SPECIFICATIONS

Capacity	12000 lbs
Lifting times	95 s
Lowering times	45 s
Lifting height	70 inch
Power supply	230 VAC 1Ph 50/60 Hz
Weight	6615 lbs
Width Between Runways	40 inch
4 Wheel Alignment Wheelbase	89 - 158 inch
2 Wheel Alignment Wheelbase	165 inch
Console Dimensions DxWxH	16.5 x 14.125 x 45.75 inch
Air Supply Requirements	90 - 140 Psi
Service Wheelbase	179 inch
Overall Width	90 inch
Lifting Speed	95 s
Lowering Speed	45 s
Runway Width	23 inch

35-66122 Hofmann 12k Scissor Alignment Lift



HOFMANN GEOLINER 630 IMAGING WHEEL ALIGNER

Utilizing advanced imaging technology, the Hofmann® Geoliner® 630 Imaging Wheel Aligner provides accurate, real-time measurements - reducing setup and measurement times while generating serious productivity benefits. Matched with our latest software, the geoliner® 630 Imaging Wheel Aligner will have your technicians getting readings in a matter of minutes. Compact All-In-One Installation - With an exclusive tilting beam that allows for alignment at multiple rack heights or on stands. Next-Generation User Interface with Intelligent, Predictive Alignment Flow - Quick access to vehicle history from the home screen, manual vehicle selection by VIN and with optional VIN scanner, and an all-new graphic display optimized for maximum clarity and visibility. Video Speed Cameras Constantly Monitor The Alignment And Provide Critical Information To Get The Job Done Right - Detection of common environmental conditions and vehicle problems that result in maladjustment. Patented VODI™ (Vehicle Orientation Directional Indicator) - Guides the technician through the measuring process, reducing the amount of time spent walking back and forth from the vehicle to the aligner. Passive Front and Rear Targets - Provide improved durability with no electronics to damage.

FEATURES:

- Standard Accessories Include:
- Set of AC200 wheel clamps & targets
- Brake pedal depressor
- Steering wheel holder
- Two wheel chocks
- Color inkjet printer

35-66123 Hofmann Geoliner 630 Imaging Wheel Aligner



EQUIPMENT & TOOLS

HARD PARTS

CARB & FUEL

IGNITION/ELECTRICAL

CONTROL

SUSPENSION

ACCESSORIES

MARINE

AUTOMOTIVE

HOFMANN GEOLINER 660 IMAGING WHEEL ALIGNER

Now there's an advanced imaging alignment system that doesn't require lots of training or experience to operate. With the latest XD target and camera system, the Geoliner® 660 Imaging Wheel Aligner features advanced technology, combined with the simplest, most intuitive software we've ever offered - providing the essential tools for any alignment tech to do their job quickly and accurately with ease.

XD CAMERAS: The Geoliner® 660 Imaging Wheel Aligner's advanced XD cameras and sophisticated monitoring algorithms find errors as they're made, detecting problems with suspension stress and damage, rack, clamps, environment, and more - notifying users only when necessary, to save time and ensure accuracy on every alignment.

- **COMPENSATE:** Error is completely compensated with no notification to the user
- **WARN:** Error is completely compensated with user warned when a correction was applied
- **ALERT:** Critical error leading to a bad alignment is detected; user notified that corrective action is required

ADVANCED CAMERA SYSTEMS:

- The camera beam automatically follows as the vehicle is raised by tracking the targets
- High-resolution cameras produce accurate, live alignment readings and diagnostic data
- Video camera monitors the alignment and provides critical information to get the job done right

EXCLUSIVE DIMENSIONING AND PRODUCTIVITY FEATURES:

- Vehicle track width and wheelbase
- Individual wheel side set and set-back
- Patented EZ-TOE eliminates the need for steering wheel holder
- Guided adjustments of single tire rod, drag link and cradle

IDE HEIGHT MEASUREMENT: Manual ride height to obtain proper alignment specifications for those vehicles requiring it.

PATENTED EZ-TOE: Turn the front wheels and access difficult adjustment points while still displaying centered toe readings.

MANUFACTURER SPECIFICATIONS: Extensive OEM specifications allow quick and accurate vehicle selection.

INCLUDED ACCESSORIES:

- AC200 Clamps
- Brake Pedal Depressor
- Color Ink-Jet Printer
- Steering Wheel Holder

35-66124 Hofmann Geoliner 660 Imaging Wheel Aligner

**HOFMANN GEOLINER 770 MOBILE****IMAGING WHEEL ALIGNER**

Ideal for high-volume shops that specialize in alignments and wheel service, the Hofmann® Geoliner® 770 Mobile Imaging Wheel Aligner delivers sophistication in a compact footprint, designed to fit where you need it and move pretty much anywhere else. The short boot-up gets your team to every job quickly, with faster measurements for more efficient, more accurate alignments every time.

GROUNDBREAKING USER INTERFACE: The Geoliner® 770 Mobile Imaging Wheel Aligner features a next-generation interface that provides instant access to critical tasks in an intelligent flow, ensuring vehicle-specific assistance is never more than just one click away.

OPTIMIZED VEHICLE SELECTION PROCESS:

- Quick access to history right on the home screen
- Clear and comprehensive make/year/model selection
- Quick model search
- Manual and scanner VIN select, with live lookup feature

QUICK-SELECT LANGUAGE SUPPORT FOR PROCEDURES AND PRINTOUTS:

Provide rapid changes between commonly used languages

ALL-NEW GRAPHIC DISPLAYS: With all screens optimized for maximum visibility and clarity

VIDEO SPEED CAMERAS CONSTANTLY MONITOR ALIGNMENTS, PROVIDING INFORMATION AT EVERY STEP:

The Geoliner® 770 Mobile Imaging Wheel Aligner's advanced XD cameras and sophisticated monitoring algorithms find errors as they're made, detecting problems with suspension stress and damage, rack, clamps, environment, and more - notifying users only when necessary, to save time and ensure accuracy on every alignment.

- **COMPENSATE:** Error is completely compensated with no notification to the user
- **WARN:** Error is completely compensated with user warned that a correction action is required
- **ALERT:** Critical error leading to a bad alignment is detected; user notified that corrective action is required

AUTOMATIC HEIGHT TRACKING SAVE TIME ON EVERY JOB:

The Geoliner® 770 Mobile Imaging Wheel Aligner automatic height tracking provides optimum placement of its advanced XD targets and cameras for more speed and more accuracy on every alignment. And since the lightweight, three-camera system folds to a compact size with a low center of gravity, the geoliner® 770 takes up less floor space in the shop and can be moved around easily whenever required. With the AC400 wheel clamps, it virtually eliminates any worry of damaging rims by attaching with a single fast-action adjustment knob and only makes contact with the tire.

ADDITIONAL FEATURES:

- Next generation UI optimized for the high-volume user
- Diagnostic alignment with "Compensate Warn Alert" intervention gets it right the first time
- Unique camera beam design to fit through a standard doorway and protects cameras
- Highly accurate and reliable XD camera technology

35-66125 Hofmann Geoliner 770 Mobile Imaging Wheel Aligner with AC 400 Clamps & Vin Reader

35-66126 Hofmann Geoliner 770 Mobile Imaging Wheel Aligner with AC 200 Clamps & Vin Reader



DOMINATOR 800 TIRE MACHINE

The Dominator 800 Deluxe Tire Machine is the perfect Tire Machine all Automotive tires including run flat, low profile, and all terrain tires.

SPECIFICATIONS

Outside Clamping Range	11"-16" in
Inside Clamping Range	13"-28" in
Rim Width	3"-13" in
Max Wheel Diameter	1,250 mm
Working Pressure	8-10 bar
Bead Breaking Force	2,500 kg
Power Supply	110V/220V/380V
Motor Power	0.85 kW
Rotation Per Minute	6.5 RPM

35-66100 Dominator 800 Tire Machine



DOMINATOR 900 TIRE MACHINE

The Dominator 900 Deluxe Tire Machine with the Leverless Tower is the ultimate Tire Machine for even the toughest of Automotive, tires. The Leverless Tower eliminates traditional tire tools that can mar the surface due to tough tire applications and operator error. This ensures a smooth demounting process, flexing the bead just enough for removal. Works with all types of tires, including run flat, low profile, and all terrain tires.

SPECIFICATIONS

Wheel Diameter	6.5"-26"
Inside Clamping	12"-23"
Outside Clamping	10"-20"
Max Tire Width	12"
Max Wheel Diameter	44"
Weight	860 lbs

STD BEAD HEAD

35-9923 Dominator 900 Blue
35-9965 Dominator 900 Red

LEVERLESS HEAD

35-9966 Dominator 900 Red
35-9922 Dominator 900 Blue



LEVERLESS OPTION

DOMINATOR 200 HAND SPIN WHEEL BALANCER

The K200 is a high quality, high performance balancer you can depend on for years to come. The durable design is built for any size shop and will accurately balance motorcycle, auto and light truck tires with ease. Featuring: keypad data entry, small portable design and built in tool boxes, the K200 is a premium wheel balancer without the premium price tag.

SPECIFICATIONS

RPM	100r/min
Max Wheel Diameter	31.50"
Max Wheel Weight	110 lbs
Rim Width	1.5"-25"
Power Supply	1ph 240V
Balancing Time	10 Seconds

37-9878 Dominator 200 Wheel Balancer Blue

37-9881 Dominator 200 Wheel Balancer Red



DOMINATOR 205 WHEEL BALANCER

The K&L KC205 Automotive Wheel Balancer incorporates the latest advancements in state of the art automotive wheel balancing. This technician friendly balancer features a spring loaded "Quick Clamp" mounting system, keypad data entry, in-house calibration, and a choice of display modes (gram or ounce). Standard equipment includes: Universal automotive clamp, tapered mounting cones, rim width gauge, spanner wrench, & calibration weight.

SPECIFICATIONS

Rim Diameter	10"-34"
Max Tire Diameter	42"
Rotating Speed	200 RPM
Net Weight/Gross	112 / 116
Max Wheel Weight	65 kg
Rim Width	1.5"-20"
Balancing Precision	+/- 1g

37-9901 Dominator 205 Wheel Balancer Blue

37-9900 Dominator 205 Wheel Balancer Red



EQUIPMENT & TOOLS

HARD PARTS

CARB & FUEL

IGNITION/ELECTRICAL

CONTROL

SUSPENSION

ACCESSORIES

MARINE

AUTOMOTIVE

EQUIPMENT & TOOLS

DOMINATOR UTV SCISSOR LIFT

The New K&L Multipurpose UTV / Auto Lift Is a beast of a lift that is also very versatile. It has great controlled lifting power rated at 6600lbs. It can lift all Utility Vehicles, as well as Light cars and trucks. This lift is accompanied with 4 adjustable lifting arms and multiple lifting adapters to help with the unique lifting points on the underbody of these vehicles. The mobility of this lift using its front wheels and dolly system allows for easy setup inside and outside of a shop environment. Its low 5.3" lowered stance allows for vehicles to easily drive over it. This lift is CE & Iso Certified.



HARD PARTS

SPECIFICATIONS

Capacity	6,600lbs
Width	40"
Length	80"
Max Height	45.5"
Max Height w/ Adapters	50"
Lifting Time	35 Seconds
Lowering Time	25 Seconds



35-9770 Dominator Scissor Lift

CARB & FUEL

IGNITION/ELECTRICAL



CONTROL

DOMINATOR ULTRA LOW EXTENDED JACK

The ultra low-profile design (2.75" lifting pad to ground) allow dominator jack to also take on vehicles with low ground clear. Designed for but not limited to the following applications:

- Honda Fit All years (2007-2019)
- Honda Insight 2010-2019
- Honda Civic 2016-2019
- Honda HR-V All years (2016-2019)
- Honda CR-Z All years (2011-2016)
- Honda Accord 2018-2019
- Honda CR-V 2017-2019
- Honda Clarity FCEV/EV/PHEV All years (2017-2019)
- Honda S2000 All years (2000-2009)
- Acura NSX All years (1991-2005, 2016-2019)



SUSPENSION



ACCESSORIES

35-9775 Dominator Ultra Low Extended Jack

STRONGARM II

The Strongarm II gives you the edge you need when changing new generation tires. Run Flat tires have extremely stiff sidewalls; making tire manipulation difficult even after the bead is broken. The Strongarm II uses air pressure to assist holding the tire's bead in the drop center of the wheel, even while the turntable is revolving.

Tire machines sold separately. The Strongarm II mounting system is easily mounts to most popular tire machines on the market. The StrongArm II is a must-have for higher volume shops and makes tire changing a one-person job.

37-2899 Strongarm II



MARINE

AUTOMOTIVE

HOFMANN MONTY 1675

The Hofmann® 1675 tire changing system is ideal for handling passenger cars, light trucks and high-performance wheel/tire assemblies. Ergonomic design and safety enhancing features provide the technician a safe workspace when changing a variety of tires. Locking mount/demount head offset provides maximum cosmetic safety for expensive wheels and significantly reduces the risk of harming wheel/tire assemblies.



SPECIFICATIONS

Outside clamping range	10" - 24"
Inside clamping range	12" - 24"
Max wheel width	15 inch
Wheel diameter	53 inch
Breaking force	2700 lbs
Rotation speed	6.5 RPM - Single Speed
Toolbox	Optional
Wheel lift	Optional
Power supply	115 VAC 1Ph 50/60 Hz
Power supply (Amperage)	12 A

35-66101 Hofmann Monty 1675

HOFMANN GEODYNA 7100 WHEEL BALANCER

The Hofmann Geodyna® 7100 offers space-saving usability, with belt-driven one-spin balance, the VPM measuring system, user-friendly 2D SAPE data entry and an intuitive control panel. Gauge Arm: Semi-automatic data entry and positioning of adhesive weights. Oversize shaft: The 225 mm length allows the use of stud-hole flanges and other accessories for almost every type of rim. QuickBAL™: 30% reduced cycle time, less than 4,5 seconds, maintaining the same high accuracy. VPI Technique: VPI (Virtual Plane Imaging) is a measurement system for high precision and repeatability.

FEATURES:

- Small footprint
- Semi-automatic input of offset and rim diameter via 2D SAPE
- Manual input of rim width
- Conspicuous and intuitive LED display

35-7100 Hofmann Geodyna 7100 Wheel Balancer



HOFMANN MONTY 3550

Hofmann's Monty® 3550 series of high-performance tire changers feature the industry's most advanced capabilities to service a wide variety of wheel and tire assemblies. The monty 3550 series is specifically designed to change low-profile, high performance and run-flat tires maximizing a shop's versatility.



SPECIFICATIONS

Clamping range	12" - 28"
Outside clamping range	12" - 26"
Inside clamping range	12" - 28"
Capability	70 kg
Power supply	115 VAC 1Ph 50/60 Hz

35-66102 Hofmann Monty 3550



HOFMANN GEODYNA 7400L WHEEL BALANCER

The Hofmann Geodyna® 7400L wheel balancing system is designed to satisfy high-throughput customers. Unparalleled speed and accuracy, with non-contact rim width acquisition via smart Sonar, exact weight placement via the EasyWeight pinpoint laser, and a 19" monitor featuring step-by-step video instructions and an intuitive user interface. EasyWeight: Pinpoint red laser provides fast, accurate, easy positioning of adhesive weights on the wheel, identifying exact weight placement locations for increased accuracy and productivity. User Interface: Graphical user interface employs touchscreen technology and improved ergonomics to allow for fast, intuitive control of every balancing operation. Space-Saving Wheel Guard: Flat back panel allows for placement directly against a wall, reducing footprint to save space in the shop. Accurate and Quick Clamping: With the included cones or the optional stud-hold flange accessory, clamping is fast and easy.

35-66103 Hofmann Geodyna 7400L Wheel Balancer



EQUIPMENT & TOOLS

HARD PARTS

CARB & FUEL

IGNITION/ELECTRICAL

CONTROL

SUSPENSION

ACCESSORIES

MARINE

AUTOMOTIVE

EQUIPMENT & TOOLS

HOFMANN GEODYNA 7800 WHEEL BALANCER

The wheel balancer for garages, car dealerships, tire shops and premium workshops with high tire service volume. With touchscreen monitor, automatic non-contact data entry and easyWEIGHT™ pinpoint indicator light. An accurate, fast and easy solution to position adhesive weights on the wheel. Productivity Enhancing Features: Automatic data entry and selection of balancing mode via scanner and Smart Sonar, Automatic spoke detection, One-spin balance, VPM Measurement Technique - The Geodyna 7800 comes with the patented virtual plane measurement (VPM) technique which ensures accurate balancing results, while being insensitive to ambient conditions.



35-66104 Hofmann Geodyna 7800 Wheel Balancer

HARD PARTS

CARB & FUEL

IGNITION/ELECTRICAL

CONTROL

SUSPENSION

COATS 70X TIRE CHANGER

The needs of all tire dealers are not created equal. Differences in geography, vehicle configurations, and productivity demands have created a need for a wider range of options in our tire service equipment. That's why Coats has redefined how we offer our most popular line of tire changers. Choose a platform, choose your motor, choose your bead loosener. Better still, operating with the speed you expect from a swing arm tire changer.

FEATURES

- Duckhead Mount / Demount Tool
- Duckhead roller combo / Manual bead depressor
- Oil injection system

35-66105 Coats 70x Tire Changer



ACCESSORIES

MARINE

AUTOMOTIVE

COATS 80X TIRE CHANGER

The Coats Rim Clamp tire changer has become the industry standard due to its legacy of durability, reliability, and upgradability. The X-Series is an upgraded version of the Coats Rim Clamp changer you've always known and trusted with new features to make it the best platform in the business, operating with the speed you expect from a swing arm tire changer.

FEATURES

- Bead loosener - Hand Actuated
- Best in Class Clamping Capacity
- Robo-Arm

35-66106 Coats 80x Tire Changer



COATS 1400 WHEEL BALANCER

Powered by Direct Drive™: Motor and spindle are combined into a single, pre-balanced assembly that always stays calibrated to zero. Laser Guided Operation: Pinpoints the exact weight location, both radially and axially and eliminates trial and error. Eliminates error by pinpointing the exact Tape-A-Weight®, Clip-On-Weight and behind the spoke weight placement locations. Static-On-Screen®: Simultaneously displays both static and dynamic unbalance data. Automatic Data Entry: The 1400 offers automatic data entry of the distance and diameter. This eliminates the chance of technician error and speeds up the balancing process. Weight Storage System: Weight bin is laid out logically so the weights you use most are right at your fingertips. Side Shadow Board: The side shadow board with basic accessory kit comes standard on the balancer.

35-66107 Coats 1400 Wheel Balancer



COATS 1500 WHEEL BALANCER

Powered by Direct Drive™: Motor and spindle are combined into a single, pre-balanced assembly that always stays calibrated to zero. Laser Guided Operation: Pinpoints the exact weight location, both radially and axially and eliminates trial and error. Eliminates error by pinpointing the exact Tape-A-Weight®, Clip-On-Weight and behind the spoke weight placement locations. Stop & Lock: Automatically positions the wheel at the weight placement location and locks the spindle in place for easy, accurate weight application. Automatic Data Entry: The 1500 offers automatic data entry of the distance, diameter and width. This eliminates the chance of technician error and speeds up the balancing process. Weight Storage System: Weight bin is laid out logically so the weights you use most are right at your fingertips. Side Shadow Board: The side shadow board with basic accessory kit comes standard on the balancer.

35-66108 Coats 1500 Wheel Balancer



RAVAGLIOLI G1150.30 MAGIC LEVERLESS

The operator guides the machine using a simple 2 button control. All contact with the tire and wheel is made by plastic components so the risk of marring a wheel or damaging a bead is almost non-existent. The Magic fastens the wheel through its center hole by using a quick release shaft and wingnut along with a plastic centering cone. The bead breaking is dynamic and uses a plastic coated roller for this purpose. Includes pneumatic help device, wheel lift, and a full range of bead clamp devices and other adaptors.



FEATURES:

- NO LEVER System
- Center hole locking system suitable for reverse rims
- Quick locking device with centering cone and plastic protection
- Wheel centering adaptor with dual concity
- Plastic protection for wheel plate
- 220 volt variable speed inverter motor
- Dynamic bead breaker roller
- Rim diameters through 30" / Tire diameters through 45"
- Pneumatic vertical bead breaker with bi-directional roller
- 28" bead pushing device with pulling system
- Pneumatic help device / Pneumatic wheel lift
- 220v 1ph is standard



35-66109 Ravaglioli G1150.30 Magic Leverless

RAVAGLIOLI G8945.26 MAGIC LEVERLESS

For bead breaking we offer the best of both worlds: side shovel type bead breaker as well as dynamic roller bead breaking. The positioning of our proven no-mar mount/demount tool is easily set for rim #1 then returns automatically to the proper position on its own for rims 2, 3, and 4. The MEMORY function uses a simple non-electronic technology that promises to be reliable and durable. Our pneumatic help device is for assistance when the need arises. Easy Demounting (upper bead) – Bead demount controls: down and up and the bead is demounted.



FEATURES:

- Patented tool in plastic anti-scratch material
- Two position locking plate for standard or reverse rims
- Space Saver – Post with vertical "space saver" movement
- Tool Memory – Rim edge "memory" controls: place it first time, then it will go back to same position just pushing a pedal
- Lever for quick opening of bead breaker arm
- Roller radial position setting
- Easy Demounting (lower bead)
- Easy Bead Breaking – Roller rotation 180°



35-66110 Ravaglioli G8945.26 Memory Leverless

G3.140R 2D TOUCHSPIN WHEEL BALANCER

This is the same machine as the G3.140RS without outer data arm, LED lighting, and laser line weight positioning. In addition to our standard 4 cone adaptor package you may choose from the following adaptor options: Basic light truck cone/spacer kit for most 3/4 and 1 ton applications. ProMax MD light truck package for precise centering of light truck rims. ProBalance car package includes a universal lug mount kit and a selection of centering collets.

FEATURES:

- Automatic input of distance and diameter. (2D)
- Inner data arm can be used to measure eccentricity of rim.
- Inner data arm selects balancing program for you.
- Double stop on top for automatic weight position at 12 o'clock.
- Easy hidden weight program
- Power Requirement: 115 volt 1 phase

35-66111 Ravaglioli G3.140R 2D



G3.140RS 3D TOUCHSPIN WHEEL BALANCER

In addition to our standard 4 cone adaptor package you may choose from the following adaptor options: Basic light truck cone/spacer kit for most 3/4 and 1 ton applications. ProMax MD light truck package for precise centering of light truck rims. ProBalance car package includes a universal lug mount kit and a selection of centering collets.

FEATURES:

- Automatic input of dimensional data (3D) with outer data arm.
- Optional Sonar (4D) measures eccentricity of tire while inner data arm measures eccentricity of the rim.
- Laser line indicates correct weight position.
- Inner data arm selects balancing program for you.
- Double stop on top for automatic weight position at 12 o'clock.
- Easy hidden weight program
- Power Requirement: 115 volt 1 phase
- Eco-Weight function saves on the cost of wheel weights

35-66112 Ravaglioli G3.140RS 3D



EQUIPMENT & TOOLS

HARD PARTS

CARB & FUEL

IGNITION/ELECTRICAL

CONTROL

SUSPENSION

ACCESSORIES

MARINE

AUTOMOTIVE

CORGHI MASTER 28 WHEEL CLAMPING TIRE MACHINE

In 2001 we revolutionized the world of tire changers by introducing the concept of leverless work. Since then, we have continued to develop this technology that today, despite countless attempts to copy it, still remains inimitable thanks to the "SMART Corghi System" characteristics, the only existing technology on the market that allows you to: NEVER TOUCH THE RIM, during any of the work phases; cancel any tension on the tire during the demounting/mounting phases. This is the difference between us and the rest.

This technology is at the heart of the new Artiglio Master 28 and it is the perfect synthesis of the experiences gained over these 18 years. In a single tire changer you will find all our manufacturing and design experience, for a product that operates perfectly on every type of wheel, for an unrivalled technical and economic investment over time. Because NOT ALL LEVA LA LEVA TYRE CHANGERS ARE THE SAME! And we know that all too well. The new demounting tool head is a perfect combination of that found on the Artiglio Master 26 and that on the Artiglio Master CODE, merging the advantages of the two solutions.

Ergonomic and multifunctional consoles with a display that makes it possible to electronically set the rim diameter and obtain the horizontal positioning of the work tools in a quick, practical and safe manner. Divided into three distinct work areas, it makes it easier to immediately recognize movements and makes the system easier to use for the operator.

Dynamic bead breaking device with dual specular bead breaker disc. The radial positioning of the discs is made easier by an automatism that is able to prevent any manual positioning by the operator. Controlled penetration (Patent Pending) Precision, rapidity and repeatability are guaranteed by the patented bead braking system and by the perfectly synchronized and symmetrical motions of the two discs. ENHANCED BEAD BREAKER FORCE to operate, effectively on all types of tires. Rapid demounting procedure with bead breaker disc (particularly useful with stiff sidewalls).

VERSION WITH AUTOMATIC WHEEL CLAMPING:

In the "AUTOMATIC" version is a third pedal. Pressed to release the system which locks the turntable centering handle. In its rest position, the system which clamps the turntable centering handle is normally active. The pedal is used during positioning and clamping of the wheel on the turntable, and to release the wheel when the job is done.

VERSION WITH MANUAL WHEEL CLAMPING:

The axial mounting turntable ensures rapid clamping while permitting bead breaking on both sides without having to turn the wheel itself. The constant working height (reverse rims excluded) has been optimized for ideal operator ergonomics with all wheel types, reducing physical effort.

BEAD DEPRESSOR:

- Bead depressor with adjustable working height
- Depressor shape ideal for RFT tires
- Standard in all versions
- The return to work position is facilitated by a spring system

ERGONOMICS:

Fixed work position. Pedals, consoles and wheel loading on the same side. Constant working height for perfectly ergonomic movements.

WHEEL LIFTER:

Wheel lifter for effortlessly placing wheels of any type onto the turntable

SPECIFICATIONS

Max. Tire Diameter	40"
Max Wheel Width	15"
Wheel Diameter	12" to 26"
Turnable Torque	811 ft-lb
Turnable Speed	7 rpm/18 rpm
Power Requirements	110 V / 1PH / 50 Hz
Air Requirements	130 psi
Dimensions - Max	63" H x 48" W x 78" D
Weight	992 lbs.

35-66133 WITH PNEUMATIC WHEEL CLAMPING

35-66134 WITH MANUAL WHEEL CLAMPING



CORGI ARTIGLIO MASTER J TOUCHLESS TIRE CHANGER

Since 2001, the year our "Leva la leva" technology was introduced, many hurried to chase after us, presenting their own solutions. They called their solutions "no lever", or "leverless", or the "automatic lever system". The truth is however that no one has been able to copy the patented "Leva la leva" system with the "SMART Corghi System" device, the only existing solution that: NEVER TOUCHES THE RIM, during any working phase, annuls all tension on the tire during the tire demounting/mounting phases.

This is the difference between Corghi and the others. Artiglio Master J has this technology at its core offered in a very competitive price. A perfect synthesis between tested constructive quality, unique technological solutions and a competitive price represents the ideal machine and a perfect balance for an investment. Since 2001 this has guaranteed our customers a technological advantage that has remained unmatched over time. NOT ALL LEVA LA LEVA SOLUTIONS ARE EQUAL! And we are well aware of this.

VERSION WITH AUTOMATIC WHEEL CLAMPING:

Features

DISPLAY PANEL:

Ergonomic and multifunctional consoles with a display that makes it possible to electronically set the rim diameter and obtain the positioning of the work tools in a quick, practical and safe manner. Divided into three distinct work areas, it makes it easier to immediately recognize movements and makes the system easier to use for the operator

Bead Breaker: Dynamic bead breaking device with dual specular bead breaker disc. The radial positioning of the discs is made easier by an automatism that is able to prevent any manual positioning by the operator.

Controlled penetration (Patent Pending) Precision, rapidity and repeatability are guaranteed by the patented bead breaking system and by the perfectly synchronized and symmetrical motions of the two discs.

DEMOUNTING AND MOUNTING TOOL:

Bead demounting and mounting tool with automatic bead searching and Smart Corghi System demounting movement is able to reduce the tension on the tire without ever touching the rim. Automatic location of the tire bead, with no contact with the rim itself, regardless of its shape.

SAFE & UNIVERSAL WHEEL CLAMPING:

The axial mounting turntable ensures rapid clamping while permitting bead breaking on both sides without having to turn the wheel itself. The constant working height (reverse rims excluded) has been optimized for ideal operator ergonomics with all wheel types.

AXIAL MOUNTING TURNTABLE:

Axial mounting turntable allows quick, secure wheel clamping and bead breaking on both sides with no need to turn the wheel over (wheel is clamped on the machine just once).

BOTTOM BEAD DEMOUNTING:

Rapid bottom bead demounting procedure with bead breaker disc (particularly useful with stiff sidewalls)

BEAD DEPRESSOR:

- Bead depressor with adjustable working height
- Depressor shape ideal for RFT tires
- Standard in all versions

FIXED WORK POSITION:

Pedals, consoles, tray and wheel loading on the same side and a constant working height to obtain perfectly ergonomic movements.

WHEEL LIFTER:

EFFORTLESS OPERATION a wheel lifter for effortlessly placing wheels of any type onto the turntable (standard accessory)

SPECIFICATIONS

Max. Tire Diameter	40"
Max Wheel Width	15"
Wheel Diameter	12" to 26"
Turnable Torque	811 ft-lb
Turnable Speed	7 rpm/18 rpm
Max Bead Breaking Range	18"
Bead Breaker Stroke	17.7"
Bead Breaker Force	1,710 lbs
Operation	Pneumatic
Power Requirements	110 V / 1PH / 50 Hz
Air Requirements	130 psi
Dimensions - Max	71.42" H x 44.65" W x 74.96" D
Weight	881 lbs.

35-66132 Corghi Artiglio Master J Touchless Tire Changer



EQUIPMENT & TOOLS

HARD PARTS

CARB & FUEL

IGNITION/ELECTRICAL

CONTROL

SUSPENSION

ACCESSORIES

MARINE

AUTOMOTIVE

EQUIPMENT & TOOLS

CORGI A9824TI SWING ARM TIRE CHANGER PASSENGER, LIGHT TRUCK TIRE CHANGER

Superior quality teamed with a sleek design and other unique features allow this machine to achieve speeds up to 50% faster than any other tire changer on the market in its price range. That's why Corghi was awarded ISO 9001 Quality Certification, industry's most coveted award. Run-flat certified by all major tire manufacturers.

FEATURES:

- Available in electric or air motor.
- Electric motor comes standard with 2 speed forward & 1 speed reverse table tops
- Built-in table inflator with jets in the jaws.
- Unique mount/demount head does not touch the rim during operation.
- Locking handle locks head away from the rim.
- Powerful action bead-breaker blade follows bead to inside rim contour.
- Heavy-duty turntable rotates in either direction.
- Rebuildable stainless steel cylinders.
- Heavy-duty stainless steel turntable.
- Safe, fast, profitable and affordable.
- Bead-pressing lever.
- Upper arm assembly swings out-of-way.
- Shipping weight 608 lbs.

SPECIFICATIONS

Max. Tire Diameter	47"
Max Rim Width	14"
Rim Diameter - Internal	13" to 26"
Rim Diameter - External	10" - 24"
Rim Diameter w/Adapters - External	8" to 28"
Table Top Rotation Torque	737 ft-lb
Table Top Rotation Speed	11 rpm
Power Requirements	110 V / 1PH / 50 Hz
Air Requirements	130 psi
Dimensions - Max	78" H x 48" W x 42" D
Weight	503 lbs.

35-66130 Corghi A9824TI Swing Arm Tire Changer



HARD PARTS

CARB & FUEL

IGNITION/ELECTRICAL

CONTROL

SUSPENSION

ACCESSORIES

MARINE

AUTOMOTIVE

CORGI A2024TI TILT BACK TIRE CARS LIGHT TRUCK TIRE CHANGER AIR OR ELECTRIC

The market choice for reliability and long-lasting performance is designed for low-profile/ultra-high performance tires. Run-flat certified by all major tire manufacturers. PAX capable with accessory kit.

FEATURES:

- Available in electric or air motor.
- Electric motor comes standard with 2 speed forward & 1 speed reverse table tops
- Built-in table inflator with jets in the jaws.
- Unique mount/demount head does not touch the rim during operation.
- Locking handle locks head away from the rim.
- Powerful action bead-breaker blade follows bead to inside rim contour.
- Heavy-duty turntable rotates in either direction.
- Rebuildable stainless steel cylinders.
- Heavy-duty stainless steel turntable.
- Safe, fast, profitable and affordable.
- Pneumatic-locking mount/demount head.
- Sturdy tilt-back tower.
- Tire pressure sensor style rims changes safely.
- Interchangeable locking peaks on jaws.
- Table top rotation double-speed RPM 6-16.
- Shipping weight 573 lbs.

SPECIFICATIONS

Max. Wheel Diameter	40"
Wheel width	14"
Rim Diameter - Internal	13" to 26"
Rim Diameter - External	10" - 24"
Rim Diameter w/Adapters - External	8" to 26"
Turntable Torque	811 ft-lb
Turntable Speed	8.5 rpm
Power Requirements	110 V / 1PH / 50 Hz
Air Requirements	130 psi
Dimensions	73" H x 43" W x 70" D
Weight	547 lbs.

35-66131 Corghi A2024TI Tilt Back Tire Changer



CORGHI EM9280 WHEEL BALANCER W/LCD MONITOR

Versatile and compact with extraordinary performance. Fully automatic cycle, electric clamping brake and position search function at end of spin. Comprehensive, intuitive graphic interface. Digital measuring sensor for wheels up to 28". The perfect balance between price and performance for the wheel service professional.

LCD MONITOR:

LCD monitor ideal for displaying high resolution graphics and dedicated software. Control keypad with reduced number of keys for simple and rapid machine use.

SPIN UNIT:

Spin unit derives from the superior models of the B-Series and provides functional features typical of the upper models: reduced cycle time, measuring wheels weighing up to 75 kg and wheel balancing with inside offset of up to 275 mm without using additional spacer. The innovative drive and zero maintenance ensure maximum reliability.

WHEEL GUARD:

The new wheel guard allows use with wheel sizes up to 44".

FSP ELECTRONIC INPUT:

Electronic input of wheel diameter and distance with FSP function which automatically activates the balancing program, avoiding keypad selection. Three modes to position the adhesive weights: with the weight holder clip, with the 6 o'clock laser indicator or manually at 12 o'clock.

AUTOMATIC WHEEL POSITIONING:

Automatic wheel positioning in the point where the balancing weight has to be applied and electrical positioning brake (RPA). LED spotlight to light-up the work area and make it easier to clean the rim, check the wheel and apply weights. The adhesive weights can be positioned extremely rapidly using the laser pointer at 6 o'clock (optional).

CALIBRATION:

Quickly and intuitive sensitivity calibration. The new sample weight supplied with the machine is simply applied directly to the spin unit, ensuring maximum precision and eliminating operator error.

FEATURES:

- LCD Monitor - LCD monitor ideal for displaying high resolution graphics and dedicated software.
- FSP - Wheel dimension detection
- Weight Management - As standard, the Weight Management program suite which included Less weight. This software allows a significant reduction of balancing weights, through the analysis of different threshold values, according to the vehicle type: fast or slow (unique on the market).
- Hidden Weight - Keeps rims looking great by dividing the external side balancing adhesive weight into two equivalent weights applied in hidden locations behind the spokes.
- OPT Flash - Minimizes road noise by allowing the operator to alter the position of the tire on the rim in order to optimize quietness.
- AWC (Auto Width Calculation) - Automatic calculation of the width (AWC function) even if the AWD* (*optional accessory) external sensor is not present. The wheel balancer calculates the width by reducing the operational time (*).

SPECIFICATIONS

Max. Wheel Diameter w/Guard	44" (1117 mm)
Max Wheel Width w/Guard	23.6" (600 mm)
Max. Wheel Weight (ground fastening)	165 lbs. (75kg)
Rim Width Setting Range	1.5" - 20"
Rim Diameter Setting Range	1" - 35"
Rim Diameter Measurement Range	10" - 28"
Shaft Diameter	40 mm
Maximum Wheel/Machine Distance	10.82" (275mm)
Spinning Speed	90 - 130 rpm
Max. Unbalance Value Calculated	999g
Unbalance Measurement Accuracy	0.0353 oz (1g)
Average Measurement time	7 s
Total Power Absorption	100 W
Power Supply	115/230V / 50/60 Hz / 1 PH
Machine Weight (without accessories)	165 lbs. (75kg)

35-66135 Corghi EM9280 Wheel Balancer w/LCD Monitor



EQUIPMENT & TOOLS

HARD PARTS

CARB & FUEL

IGNITION/ELECTRICAL

CONTROL

SUSPENSION

ACCESSORIES

MARINE

AUTOMOTIVE

CORGI EM9980C PLUS TOUCHLESS WHEEL BALANCER

Touchless wheel balancer, with touchscreen monitor, for passenger cars, light weight trucks and motorbikes.

LCD MONITOR:**MEASURES DIMENSIONS WITH TOUCHLESS SYSTEM:**

High precision laser sensors automatically measure all wheel dimensions in a few seconds during the measurement cycle.

AUTOMATIC POSITIONING:

At the end of the spin the wheel is braked and automatically brought to the balancing position. The integrated led light illuminates the work area to facilitate rim cleaning and application of the counterweights.

COUNTERWEIGHT APPLICATION:

The internal point laser indicates, with maximum precision, the position of application of adhesive counterweights.

RUN-OUT BY LASER:

High-precision measurement of radial and lateral wheel run-out (1st harmonic and peak-to-peak) and calculation of the best coupling of parts, resolving the typical problems of road vibration.

TOUCHSCREEN INTERFACE:

The graphical interface and touchscreen technology simplify and speed up operations and work program selection.

WEIGHT MANAGEMENT:

Special program collection including less weight which saves time and counterweights, increasing the economic benefits and safeguarding the environmental.

USB PORTS:

For connection to peripheral devices and easy software upgrading

MULTI-FUNCTION (ONE-TOUCH) BUTTON:

Speeds up selection of the various work programs

WEIGHT TRAY:

Ergonomic and functional, with large trays for the different types of counterweights and tool positioning

SPACE-SAVING WHEEL CASING (PATENTED):

Designed to allow positioning of the wheel balancer against the wall and to accommodate wheels with diameter of up to 44" (1118 mm).

INCLINED FRONT PART:

To improve operator access to the inside of the rim.

REAR SPLASH GUARD:

With slots for additional accessories

New Feature Added Side storage for the Collets

SPECIFICATIONS

Max. Wheel Diameter w/Guard	44" (1117 mm)
Max Wheel Width w/Guard	23.6" (600 mm)
Max. Wheel Weight (ground fastening)	165 lbs. (75kg)
Rim Diameter Setting Range	1.5" - 20"
Rim Diameter Setting Range	1" - 35"
Rim Diameter Measurement Range	11" - 32"
Shaft Diameter	40 mm
Maximum Wheel/Machine Distance	10.82" (275mm)
Balancing Speed	75-85-98 rpm
Max. Unbalance Value Calculated	35.3 oz 999g
Unbalance Measurement Accuracy	0.0353 oz (1g)
Average Measurement time	5.5 s
Total Power Absorption	400 W
Power Supply	110V/230V / 50/60 Hz / 1 PH
Max Dimensions	1616 mm L x 894 mm D x 1860 mm H

35-66136 Corghi EM9980C Plus Touchless Wheel Balancer

