

Motorcycle tyres

Catalogue
Edition 2019



Mitas



About us

Mitas, part of Trelleborg Group, is one of Europe's leading brands of motorcycle tyres with decades-long tradition in motorcycle tyre industry dating back to 1920.

All our motorcycle tyres are made in Europe under the strict quality standards.

We are a reliable development partner in the original equipment market and our tyres are endorsed by number of motorcycle athletes from various disciplines.

Mitas tyres are made with care to allow you to enjoy your ultimate motorcycling adventure.

Mitas motorcycle tyre technology

The technology is unique and in many cases adapted to the tyre type – cross (bias) ply, bias belted, and radial. Numerous special solutions are offered to meet customer requirements and expectations (markings, testing, special materials, etc.).

Our machinery and equipment – developed in-house or in cooperation with external specialists – are continuously upgraded and kept in good shape to provide safety in the manufacture of premium quality tyres.

In the field of reinforcing materials and compounds, we cooperate with the renowned manufacturers of basic raw materials such as elastomers, fillers and special additives. The development of new compounds is aimed towards achieving the best performance indicators possible with emphasis on tyre grip – a critical factor for a safe and pleasant motorcycle ride.

We pay special attention to providing a safe and healthy working environment, which is why we avoid using hazardous chemicals in the manufacturing processes.



**IMMEDIATE
GRIP
TECHNOLOGY**

IGT

With Immediate Grip Technology (IGT), maximum tyre grip is ensured already from the first kilometre on. Tyres manufactured according to this technology do not need any surface treatments/paints, either before or after the curing process.



**3-D OPTIMUM
GROOVE
TECHNOLOGY**

OGT3D

3-D Optimum Groove Technology (OGT 3D) is featured by optimum tread groove direction, optimum groove depth and less overheating of tread compounds.



**STRONG
CARCASS
TECHNOLOGY**

SCT

Strong Carcass Technology (SCT) maintains the carcass rigidity at a high level even as the tyre wears, thereby prolonging the optimum driving performance throughout the tyre's service life.



**FINAL
ELEMENT
ANALYSIS**

FEA

Using the finite elements analysis (FEA) and a special computer-assisted simulation, optimum tyre construction was designed to achieve the highest level of grip, but at the same time rigid enough to achieve driving stability. FEA ensures optimal tread, construction and material definitions.



**OPTIMUM
STEEL CORD
TECHNOLOGY**

OSCT

Optimum Steel Cord Technology (OSCT) allows defining the optimum construction of the reinforcing 0° steel cord as well as the optimum arrangement of steel cord breakers within a tyre carcass. The end result is an ideally balanced tyre, which ensures optimal contact patch between the tyre and the road surface in all driving conditions, especially at greater lean angles and higher speeds.

OSCT enables a precise determination of comfort and rigid zone position within a carcass. With a suitable zone position, either sports or touring characteristics of a tyre, or a combination of both, can be emphasised.



**MULTI
COMPOUND
TREAD TECHNOLOGY**

MCTT

With Multi Compound Tread Technology (MCTT) the central tread provides increased mileage, and the shoulder tread ensures superior grip at lean angles.

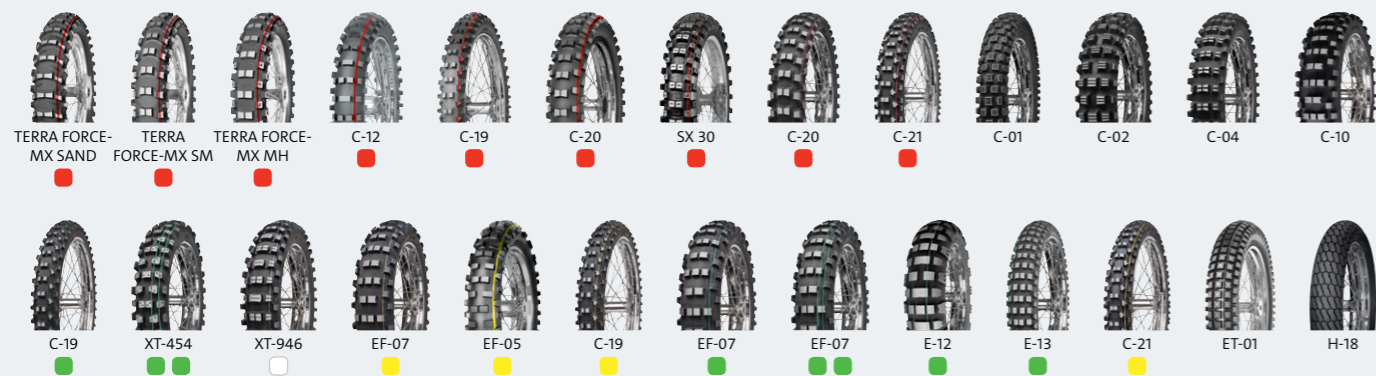
ON - ROAD



TRAIL



OFF - ROAD



SCOOTER



MOPED



GO KART



Tubes	42
Application of tyres	44
Technical information	46
Scooter replacements	60
Motocross replacements	61

Tyre designations	62
Charts	64
Inflation pressure	66
Tyre maintenance	67

6 - 13
ON-ROAD

14 - 19
TRAIL

20 - 29
OFF-ROAD

30 - 37
SCOOTER

38 - 39
MOPED

40 - 41
GO KART



Rok Bagoroš, official KTM-Stunt rider

„Responsiveness of the tyre in extreme conditions is one of the key factors in stunt riding. The Mitas SPORT FORCE+ tyres provide a constant grip, which allows me to perform tricks on the edge of the possible.“

Sport
Sport touring
Classic

7
10
12

Sport

SPORT FORCE+

Tyres for sport, naked and supermoto motorcycles.



LONGER SERVICE LIFE

Strong Carcass Technology maintains the carcass rigidity at a high level even as the tyre wears, thereby prolonging the optimum riding performance throughout the tyre's service life.



HIGH GRIP AND STABILITY

Using the finite elements analysis (FEA) and a special computer-assisted simulation, optimum tyre construction was designed to achieve the highest level of grip, but at the same time rigid enough to achieve riding stability.



MAXIMUM CONTROL

In Mitas SPORT FORCE+ design, the tread groove depth follows the shape of actual tyre tread wear.



LESS OVERHEATING

3-D Optimum Groove Technology (OGT 3D) is featured by optimum tread groove direction, optimum groove depth and less overheating of tread compounds.

Cooling ribs



SPORT FORCE+				
566456	110/70ZR17	(54W)	TL	[F]
566457	120/60ZR17	(55W)	TL	[F]
574013	120/65ZR17	(56W)	TL	[F]
575472	120/70ZR17	(58W)	TL	[F]
598128*	140/70ZR17	66W	TL	[R]
575474	150/60ZR17	(66W)	TL	[R]
575483	160/60ZR17	(69W)	TL	[R]
575493	180/55ZR17	(73W)	TL	[R]
575494	190/50ZR17	(73W)	TL	[R]
567762	190/55ZR17	(75W)	TL	[R]

* Available in April 2019

SAFE, DYNAMIC AND RIDER-FRIENDLY TYRE

- Immediate grip, fast and easy steering, high corner stability.
- Rider-friendly tyre helps to steer the bike.
- Consistent performance through its lifetime.
- For SPORT FORCE+ special compounds have been developed to guarantee the best riding performance and perfect wear balance.

Sport

MC 50

+
MAXIMUM LEAN ANGLES

We have combined all of our racing experience into a new on-road sports tyre noted for its modern sports design and sporty driving characteristics. Its tread pattern ends already before the edge of the tyre shoulder to facilitate an optimum contact patch at maximum lean angles. The MC 50 tyres are classified in the segment of high-speed bias ply tyres.



Available in Racing soft and Racing super soft compound.



For riding at mid temperatures and on mid rough surfaces.



For rainy and cold weather when the riding surface is smooth.

△
MAXIMUM GRIP

The final goal in developing the compounds was to ensure the maximum grip in all weather conditions and best balanced lifetime. These compounds thus incorporate certain new raw materials such as recently developed S-SBR elastomers and highly active fillers that are combined with special small chemicals.

Sport

MC 50				
574238	80/100-17	46S	TL	[F]
579059	100/80-17	52H	TL	[F]
574240	100/90-17	55S	TL	[F]
579060	110/80-17	57H	TL	[F]
579077	110/70-17	54H	TL	[F]
574242	130/80-17	65H	TL	[R]
579081	130/70-17	62H	TL	[R]
579283	140/80-17	69H	TL	[R]
579128	140/70-17	66H	TL	[R]
579285	100/90-18	56H	TL	[F]
579287	120/90-18	65H	TL	
579289	100/90-19	57H	TL	[F]

Racing

MC 50				
584794	100/80-17	52H	TL	SUPER SOFT
579298*	110/70-17	54H	TL	[F] SOFT
584795	130/70-17	62H	TL	SUPER SOFT
579305*	140/70-17	66H	TL	SOFT
579306*	100/90-18	56H	TL	[F] SOFT
579307*	120/90-18	65H	TL	SOFT

* on demand

Sport



MC 7				
572894	130/90-15	66R	TL	
572889	140/90-15	70R	TL	
572896	110/90-16	59P	TT	[F]
572897	120/90-16	63P	TL	
572898	2.75-18	42P	TT	
572893	3.00-18	52R	TL	
572899	3.25-18	52P	TL	
572891	3.50-18	56P	TL	
572900	90/90-18	51R	TL/TT	

Great tyre for sport classics, youngtimers and low engine capacity custom bikes. Good bump absorption and great riding comfort. Available in several 15 to 18-inch sizes.



MC 18				
572979	90/80-17	46P	TL	
572983	110/80-17	57P	TL	

Sporty tyre with a long history and great reputation. Sporty shaped tread pattern provides good grip also at higher lean angles. Available in a 17 inch motorcycle version and white-wall version too.



H-11				
23107	130/90-16	67T	TT	[R]

Tread pattern for the rear wheels of motorcycles. Stable behaviour in all riding conditions. Precision handling and optimum wet and dry grip with excellent mileage.



MC 32				
572991	100/80-17	52R	TL	
572992	130/70-17	62R	TL	
573053	100/80-17	52R	TL	with lamellas
573054	130/70-17	62R	TL	with lamellas

All season tyre that assures excellent handling characteristics in low temperatures on wet or dry surfaces, and performs well in snow, slush and ice. Two versions are available: standard and with sipes. Version with sipes provides even better traction in winter conditions (snow, slush and ice).



H-15				
23421	4.00-18 (110/90-18)	64T	TT	[R]

Tread pattern for the rear wheels of medium-power bikes. Stable behaviour in all riding conditions, precision handling and optimum wet and dry grip with excellent mileage. Excellent combination with the H-14 front tread design.



MC 25 BOGART				
572988	80/90-17	44R	TL	
573055	100/80-17	52S	TL	
573057	130/70-17	62S	TL	

A highly popular original equipment model for low engine capacity supermoto and sport bikes. Very good dry and wet performance.



H-14				
23421	4.00-18 (110/90-18)	64T	TT	[R]

Tread pattern for the front wheels of medium-power bikes. Stable behaviour in all riding conditions, precision handling and optimum wet and dry grip with excellent mileage. Excellent combination with the H-15 rear tread design.



Sport touring

NEW TOURING FORCE

Sport touring tyre for a more confident ride.



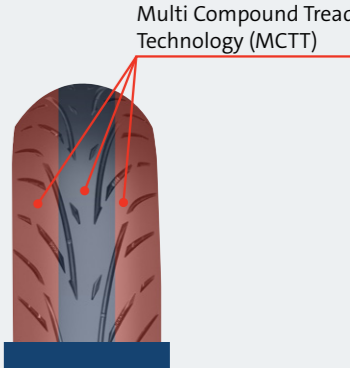
WET GRIP AND PERFORMANCE

High-content silica and special additives ensure a high level of grip at low temperatures and on wet surface, and reduce the migration of components from rubber to the tyre's surface during use, thereby assuring constant riding characteristics throughout the service life of a tyre. The placement, direction and depth of grooves ensure optimum water displacement and provide great riding characteristics in different road and weather conditions.



INCREASED MILEAGE AND HIGH GRIP

With Multi Compound Tread Technology, the central tread provides increased mileage, and the shoulder tread ensures superior grip at all lean angles. Different compounds— advanced elastomers, highly active fillers, and silica—have been developed to guarantee high mileage and perfect grip at the same time.



MAXIMUM CONTACT

Tread design is optimized to ensure maximum contact patch in all lean angles.

-  **MULTI COMPOUND TREAD TECHNOLOGY**
-  **STRONG CARCASS TECHNOLOGY**
-  **FINAL ELEMENT ANALYSIS**
-  **3-D OPTIMUM GROOVE TECHNOLOGY**
-  **OPTIMUM STEEL CORD TECHNOLOGY**

TOURING FORCE					
598156**	120/60ZR17	(55W)	TL	[F]	
594778*	120/70ZR17	(58W)	TL	[F]	
598155***	150/70R17	69V	TL	[R]	
598157**	160/60ZR17	(69W)	TL	[R]	
574236***	170/60ZR17	72W	TL	[R]	
594783*	180/55ZR17	(73W)	TL	[R]	
596382*	190/50ZR17	(73W)	TL	[R]	
596400*	190/55ZR17	(75W)	TL	[R]	
598154***	110/80R19	59V	TL	[F]	
574235***	120/70ZR19	60W	TL	[F]	

* Available in March 2019
 ** Available in April 2019
 *** Available in June 2019

Mitas TOURING FORCE was developed for all types of sports touring motorcycles. It is a perfect choice for riders who travel on longer trips with pillion riders and luggage, as well as for those who prefer sportier and more dynamic rides alone.



Classic



MC 9			
573873	90/90-16	48P	TL

Motorcycle classic tyre with good dry and wet grip. Available in one 16-inch size.



H-01			
23130	2.75-19	43P	TT
23261	3.00-19	49P	TT
23281	3.25-19	54P	TT

Ribbed road tread pattern for the front and rear wheels of classic motorcycles. Suitable also for damaged roads.



H-02			
23211	2.50-19	41L	TT
23280	3.00-19	57P	TT
23292	3.50-19	63P	TT
23311	4.00-19	71P	TT
23312	4.00-19	71P	TT SUPER SIDE

Versatile road tread pattern for both the front and rear wheels of classic motorcycles. Especially suitable for the old-timer category.



H-03			
23121	2.75-18	48P	TT
23141	3.00-18	52P	TT
23161	3.25-18	59P	TT
23181	3.50-18	62P	TT

Block road tread pattern for both the front and rear wheels of classic motorcycles. Suitable for rough roads.



H-04			
23025	2.50-16	41L	TT
23171	3.25-18	59P	TT

Guiding ribbed tread pattern for the front and rear wheels of classic motorcycles. Suitable for well-maintained roads.



H-05			
23083	3.25-16	55P	TT

Combination of ribbed and block tread patterns for the front and rear wheels of classic motorcycles. Suitable for well-maintained roads.



H-06			
23035	2.75-16	46P	TT
23103	3.50-16	65S	TT
23123	2.75-18	48P	TT
23173	3.25-18	59P	TT
23183	3.50-18	62P	TT
23511	4.00-18	65S	TT

Combination of ribbed and block tread patterns for the front and rear wheels of classic motorcycles. Suitable for well-maintained roads.





Trail

TERRA FORCE-R

Dual purpose tyre for adventure riders.



LONGER SERVICE LIFE

Strong Carcass Technology maintains the carcass rigidity at a high level even as the tyre wears, thereby prolonging the optimum driving performance throughout the tyre's service life.



HIGH GRIP AND STABILITY

Using the finite elements analysis (FEA) and a special computer-assisted simulation, optimum tyre construction was designed to achieve the highest level of grip, but at the same time rigid enough to achieve driving stability.



MAXIMUM CONTROL

In Mitas TERRA FORCE-R design, the tread groove depth follows the shape of actual tyre tread wear.



LESS OVERHEATING

3-D Optimum Groove Technology (OGT 3D) is featured by optimum tread groove direction, optimum groove depth and less overheating of tread compounds.



Cooling ribs



ROAD 90 10 OFF ROAD



STRONG CARCASS TECHNOLOGY



FINAL ELEMENT ANALYSIS



3-D OPTIMUM GROOVE TECHNOLOGY



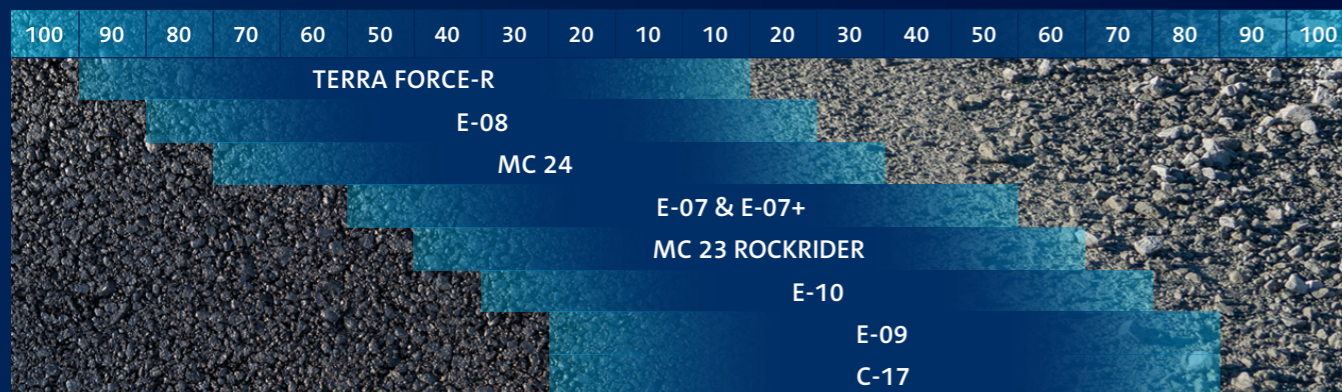
OPTIMUM STEEL CORD TECHNOLOGY



MULTI COMPOUND TREAD TECHNOLOGY

ROAD

OFF ROAD



Tyre markings for trail tyres

Yellow stripe - DAKAR: Tyre with a stronger carcass and higher puncture resistance. Suitable for higher loads, longer adventure trips and extreme conditions.

TERRA FORCE - R

586678	120/90-17	64H	TL	[R]
586683	130/80-17	65H	TL	[R]
567774	140/80R17	69V	TL	[R]
567772	150/70R17	69V	TL	[R]
567778	170/60ZR17	72W	TL	[R]
597283*	150/70R18	70V	TL/TT	[R]
586684	100/90-19	57H	TL	[F]
567770	110/80R19	59V	TL	[F]
567775	120/70ZR19	60W	TL	[F]
586689	90/90-21	54H	TL	[F]
586691	90/90-21	54V	TL	[F]

* Available in April 2019

SAFE, DYNAMIC AND RIDER-FRIENDLY TYRE

- Immediate grip, excellent traction on wet or dry roads, strong carcass and high puncture resistance.
- Easy steering and manoeuvrability with good straight and corner stability.
- Consistent performance through its lifetime and under heavy loads.
- Most modern elastomers and high active fillers for excellent grip in all conditions, optimal balanced wear rate and maximum confidence.
- MCTT (Multi Compound Tread Technology) with selected rear sizes.



Trail

E-07



ROAD 50 50 OFF ROAD

E-07					
24130	120/90-17	64S	TL	[R]	
24406	140/80-17	69T	TL	[R]	
24408	140/80-17	69T	TL	[R]	DAKAR ●
24415	130/80-18	72T	TL	[R]	
24427	140/80-18	70T	TL	[R]	
24429	140/80-18	70T	TL	[R]	DAKAR ●
24547	100/90-19	57T	TL	[F]	
24545	100/90-19	57T	TL	[F]	DAKAR ●
24636	90/90-21	54T	TL	[F]	
24637	90/90-21	54T	TL	[F]	DAKAR ●

E-07+



ROAD 50 50 OFF ROAD

E-07+					
24135	130/80B17	65T	TL	[R]	
24060	150/70B17	69T	TL	[R]	DAKAR ●
24059	150/70B17	69T	TL	[R]	
24031	170/60B17	72T	TL	[R]	
24030	170/60B17	72T	TL	[R]	DAKAR ●
24400	120/80B18	62T	TL	[R]	
24061	150/70B18	70T	TL	[R]	
24416	150/70B18	70T	TL	[R]	DAKAR ●
24444	110/80B19	59T	TL	[F]	
24448	110/80B19	59T	TL	[F]	DAKAR ●
24143	120/70B19	60T	TL	[F]	
24142	120/70B19	60T	TL	[F]	DAKAR ●

When it comes to a 50/50 adventure tyre, Mitas E-07 is one of the most desired choices among adventure riders, who love to combine comfortable road riding with more adventurous off-road getaways.

The E-07+ was developed with a goal of successfully replacing the selected sizes of famous and very popular E-07. The aim was to keep the tyre performance in line with more and more powerful bikes and increasingly demanding riders. Our development team has preserved all the main benefits of the original E-07 and successfully improved the tyre towards the next level. Riders will still enjoy its original multi-functionality and its original durability.

A slightly modified tread pattern of E-07+ delivers an improved off- and on-road riding performance. A bigger knobby design provides a plenty of open space between the tread blocks to displace sand, mud and water from the contact patch while keeping enough rubber in contact between the road and the rotating tyre.

FREQUENTLY ASKED QUESTIONS ABOUT E-07 AND E-07+

Can I combine E-07 and E-07+?

A variety of tests on different bikes and under different conditions confirmed that E-07+ is fully compatible with E-07. They can be fitted as a pair (e.g. E-07 front, E-07+ rear).

Can I combine the standard and DAKAR versions?

To ensure optimal riding performance, we recommend using the same version on the front and the rear wheel. However, if you would like to combine the standard and the DAKAR versions, we advise that you fit the standard version on the front wheel and the DAKAR on the rear wheel.

What E-07 sizes will be replaced with E-07+?

Please check the list of available sizes under the picture of each tread pattern.

What tyre pressure should I use?

Please follow the recommendations from your motorcycle user manual. If you lower tyre pressure for off-road use, do not forget to adjust and increase it when going back on-road.



Trail



M+S

E-08

24151	120/90-17	64T	TL	[R]
24125	130/80-17	65T	TL	[R]
24152	140/80-17	69H	TL	[R]
24161	150/70-17	69H	TL	[R]
24450	4.10-18	60P	TT	[R]
24414	130/80-18	72T	TL	[R]
24108	100/90-19	57H	TL	[F]
24109	110/80-19	59H	TL	[F]
24682	2.75-21	45P	TT	[F]
24642	90/90-21	54T	TL	[F]

ROAD **80 20** OFF ROAD

Modern tyre tread pattern for both the front and rear wheels of adventure motorcycles. Excellent performance on roads and less demanding hard terrain.



M+S

MC 24

573403	120/90-17	64S	TL	[R]
573393	130/80-17	65S	TL	[R]
573400	120/80-18	62S	TT	[R]
573406	100/90-19	57S	TL	[F]
573398	90/90-21	54S	TT	[F]

ROAD **70 30** OFF ROAD

Homologated for speeds up to 180 km/h. Suitable for use without or with inner tube.



M+S

MC 23 ROCKRIDER

573407	110/80-18	58P	TT	[R]
573470	120/90-18	65R	TT	[R]
573432	140/80-18	70R	TT	[R]
573427	80/90-21	48P	TT	[F]
573465	90/90-21	54R	TT	[F]

ROAD **40 60** OFF ROAD

Big and stable blocks. Good grip also when riding on-road.



M+S

E-09

24147	120/90-17	64R	TL	[R]
24131	120/90-17	64R	TL	[R] DAKAR
24121	130/80-17	65R	TL	[R]
24112	130/80-17	65R	TL	[R] DAKAR
24052	140/80-17	69R	TL	[R]
24145	140/80-17	69R	TL	[R] DAKAR
24046	150/70-17	69R	TL	[R]
24048	150/70-17	69R	TL	[R] DAKAR
24432	110/80-18	58P	TT	[R]
24460	4.10-18	60P	TT	[R]
24420	130/80-18	72R	TL	[R]
24397	130/80-18	72R	TL	[R] DAKAR
24159	140/80-18	70R	TL	[R]
24176	140/80-18	70R	TL	[R] DAKAR
24169	150/70-18	70R	TL	[R]
24172	150/70-18	70R	TL	[R] DAKAR
24553	100/90-19	57R	TL	[F]
24555	100/90-19	57R	TL	[F] DAKAR
24456	110/80-19	59R	TL	[F]
24457	110/80-19	59R	TL	[F] DAKAR
24644	90/90-21	54R	TL	[F] DAKAR
24648	80/90-21	48P	TT	[F]
24686	2.75-21	45P	TT	[F]
24645	90/90-21	54R	TL	[F]

ROAD **20 80** OFF ROAD

Tread pattern for mainly off-road trips. Excellent traction off-road and good stability on dry and wet roads. Available in Dakar version. Special version with additional textile breaker. Strong construction is suitable for long adventure trips. A tyre will last longer and is much more puncture resistant.



M+S

E-10

24160	140/80B17	69T	TL	[R]
24424	140/80B17	69T	TL	[R] DAKAR
24039	150/70B17	69T	TL	[R]
24055	150/70B17	69T	TL	[R] DAKAR
24033	170/60B17	72Q	TL	[R]
24423	140/80B18	70T	TL	[R]
24426	140/80B18	70T	TL	[R] DAKAR
24162	150/70 B18	70T	TL	[R]
24163	150/70B18	70T	TL	[R] DAKAR
24437	110/80 B19	59T	TL	[F]
24443	110/80B19	59T	TL	[F] DAKAR
24141	120/70B19	60Q	TL	[F]
24655	90/90B21	54T	TL	[F]
24656	90/90B21	54T	TL	[F] DAKAR

ROAD **30 70** OFF ROAD

Tread pattern for off-road adventure trips. Excellent traction off-road and good stability on dry and wet roads. Available also in Dakar version. Special version with additional textile breaker. Strong construction is suitable for long adventure trips. A tyre will last longer and is much more puncture resistant.

Trail



E-02

23325	3.00-21	54S	TT
-------	---------	-----	----

Versatile block type tread pattern for front wheels. Suitable for riding on well-maintained and rough roads. Recommended in combination with the E-03.



E-03

23187	3.50-18	62R	TT
-------	---------	-----	----

Versatile block type tread pattern for rear wheels. Suitable for riding on both well-maintained and rough roads. Recommended in combination with the E-02.



E-06

26049	2.75-16	46P	TT
-------	---------	-----	----

Block tread pattern for versatile cross riding. Tread pattern designed particularly for off-road use. To be fitted on both the front and rear wheels of small motorcycles.



E-05

24891	4.00-19	65M	TT
23324	3.00-21	54S	TT

Enduro trail universal type of tread pattern for front and rear wheels. Good riding properties on easier terrain and roads as well.



ET-01

24884	4.00-18	64M	TL	ENDURO
-------	---------	-----	----	--------

Enduro trail type of tread pattern for rear wheels suitable for small trail bikes. Good riding properties on easier hard and medium terrain and roads.





Motocross competition	21	Extreme enduro	26
Kid cross	22	Rally	28
Pit cross	22	Trial	28
Motocross	23	Flat track	28
Cross country	24	Speedway	29
Enduro	25		

Tyre markings for motocross and enduro tyres

- Red stripe - tyre for motocross competition
- White stripe - tyre for winter use, spiking, motoskyöring and ice motocross
- Yellow stripe - tyre with softer compound suitable for enduro FIM and cross country competition
- Green stripe - tyre with softer carcass and soft tread suitable for hard enduro competition
- Double green stripe - tyre with softer carcass and extra soft tread compound suitable for extreme hard enduro competition
- Tyre without stripe - normal motocross tyres suitable for training and hobby riding

Motocross competition

The completely new Mitas TERRA FORCE-MX line is intended for both professional and amateur riders seeking high performance. Mitas TERRA FORCE-MX replaces the previous motocross competition range and was developed in cooperation with many professional motocross riders on different tracks and various types of terrain. The new line is offered in three tread patterns to meet the requirements of all riders and types of terrain.

NEW TERRA FORCE-MX SAND



TERRA FORCE-MX SAND

26633	100/90-19	57M*	TT	[R]	■
26647	110/90-19	62M*	TT	[R]	■
26517	120/80-19	63M*	TT	[R]	■
26719	80/100-21	51M*	TT	[F]	■

*NHS

Sand/mud Soft Medium Hard

Motocross tyres for use in deep sand and mud. The rear tyre has a hybrid design for loose terrain and sandy track conditions. A semi-paddle construction and wide row spacing ensure maximum clearing, even in the stickiest mud or sand. The hybrid design incorporates large centre lugs that provide traction of a paddle tyre, and an aggressive layout of side lugs for the cornering ability of a traditionally soft terrain tyre. The outer block profiles provide superior traction on sand or muddy terrain.

The front tyre features a scooped centre tread pattern that acts like a paddle to evacuate sand and deliver traction. A sharp paddle design with a reinforced shoulder supports hard landing after jumping and breaking.

There are sharp knobs in the central tread pattern of the front tyre for extended tread life.

NEW TERRA FORCE-MX SM



TERRA FORCE-MX SM

26157	70/100-14	40M*	TT	[F]	■
26311	100/100-18	59M*	TT	[R]	■
26321	110/100-18	64M*	TT	[R]	■
26559	120/90-18	65M*	TT	[R]	■
26645	100/90-19	57M*	TT	[R]	■
26606	110/90-19	62M*	TT	[R]	■
26519	120/80-19	63M*	TT	[R]	■
26731	80/100-21	51M*	TT	[F]	■
26760	90/90-21	51M*	TT	[F]	■

*NHS

Sand/mud Soft Medium Hard

Motocross tyres for varied conditions, from soft to medium. These feature a tapered knob design that chisels its way through the soft ground to get traction. The high well-spaced knobs are tied at the base to be reinforced for a longer life.

The front and rear tyres are designed in a similar way but with differences that work well together. The high well-spaced knobs are tied at the base to be reinforced for longer life.

SM - soft/medium

NEW TERRA FORCE-MX MH



TERRA FORCE-MX MH

26315	100/100-18	59M*	TT	[R]	■
26649	110/100-18	64M*	TT	[R]	■
26353	120/90-18	65M*	TT	[R]	■
26797	100/90-19	57M*	TT	[R]	■
26798	110/90-19	62M*	TT	[R]	■
26516	120/80-19	63M*	TT	[R]	■
26733	80/100-21	51M*	TT	[F]	■
26761	90/90-21	51M*	TT	[F]	■

*NHS

Sand/mud Soft Medium Hard

Motocross tyres for all types of terrain, from medium to hard.

The rear tyre knobs offer maximum traction on all terrain applications. The surface area and new structure of tread compound ensure a balance between stiffness, reliability and long-lasting performance. The tread pattern is designed for maximum traction, even with changing terrain conditions, to provide maximum speed and ride control. The broad spacing between the central knobs provides maximum traction on intermediate to hard terrain.

The front tyre knobs have an arrow-like layout and the side knobs deliver directional accuracy on the straightaway.

MH - medium/hard

You can find more information about replacements on page 61.

Kid cross



C-12

26010	2.50-10	37J	TT	[F]
*NHS				
Sand/mud Soft Medium Hard				

A tread pattern for the front and rear wheels of kid cross motorcycles up to 50 cc. Recommended for soft terrain. The tread pattern design provides optimum riding properties in all riding modes.



C-19

26022	2.50-12	37M*	TT	[F]
26043	60/100-14	30M	TT	[F]
26163	70/100-17	40M	TT	[F]
26617	70/100-19	42M	TT	[F]
*NHS				
Sand/mud Soft Medium Hard				

Tread pattern for the front wheels for kid cross motorcycles from 50 to 150 cc. Recommended for medium to medium-hard terrain. Official tyre for Honda 150 European Championship 2017.



C-20

26028	2.75-10	37M*	TT	[R]
26001	80/100-12	50M*	TT	[R]
26075	90/100-14	49M*	TT	[R]
26092	90/100-16	51M*	TT	[R]
*NHS				
Sand/mud Soft Medium Hard				

Tread pattern for the rear wheels for kid cross motorcycles from 50 to 150 cc. Recommended for medium to medium-hard terrain. Official tyre for Honda 150 European Championship 2017.

Motocross



C-01

26069	3.50-16	58P*	TT	[F] + [R]
*NHS				
Sand/mud Soft Medium Hard				

A block tread pattern for the front and rear wheels for motocross motorcycles. Excellent for versatile riding.



C-02

26131	130/80-17	65N	TT	[R]
26458	110/100-18	71N	TT	[R]
26362	120/90-18	71N	TT	[R]
26566	120/90-19	66N	TT	[R]
*NHS				
Sand/mud Soft Medium Hard				

Tread pattern for the rear wheels for motocross and sidecar cross motorcycles. Offering very good riding properties on harder terrain. Available also in 17-inch tyre size.



C-04

26301	110/90-18	61N*	TT	[R]	LEISURE
26357	130/90-18	69N*	TT	[R]	LEISURE
*NHS					
Sand/mud Soft Medium Hard					

Tread pattern for the rear wheels. Recommended for semi-soft to semi-hard terrain. Offers optimum riding properties. Suitable for various conditions.



TERRACROSS SX30

26787	80/100-12	50M*	TT	[F]
26786	60/100-14	30M*	TT	[R]
*NHS				
Sand/mud Soft Medium Hard				

A tread pattern for the front and rear wheels of kid cross motorcycles. Recommended for soft to medium terrain. Reinforced tread pattern provides increased tyre resistance with less chipping and chunking. Additional sipes in tread blocks maximise contact with surface when riding straight or cornering extremely.



C-10

26336	120/90-18	65M*	TT	[R]	SPEEDY CROC
*NHS					
Sand/mud Soft Medium Hard					

Tread pattern for the rear wheels. Recommended for soft to medium-hard terrain. Offers optimum riding properties. Suitable for various riding modes.



C-11

26726	80/100-21	51R*	TT	[F]	SPEEDY CROC
*NHS					
Sand/mud Soft Medium Hard					

Tread pattern for the front wheels. Recommended for semi-hard to hard terrain. Offers optimum riding properties. Suitable for various riding modes.



C-16

26452	100/100-18	59M	TT	[R]	
26456	110/100-18	64R	TT	[R]	
26562	100/90-19	57M	TT	[R]	
26558	110/90-19	62M	TT	[R]	
26554	120/90-19	66N	TT	[R]	
*NHS					
Sand/mud Soft Medium Hard					

Tread pattern for the rear wheels. Recommended for intermediate to hard terrain. Offering very good riding properties. Suitable for supercross races as well.

Pit cross



C-20

26073	90/100-12	46M	TT	[R]
*NHS				
Sand/mud Soft Medium Hard				

Tread pattern for the rear wheels for small motocross motorcycles for Pit Cross competitions. Recommended for medium to medium-hard terrain. Design with strong outside knobs to resist chunking. The rubber compound and carcass are best suited to competitions.



C-21

26071	90/90-14	46M	TT	[F]
*NHS				
Sand/mud Soft Medium Hard				

Tread pattern for the front wheels for small motocross motorcycles for Pit Cross competitions. Recommended for medium to medium-hard terrain. Knob design provides excellent clean-out properties. Aggressive cornering ability in wet and slippery conditions.



C-17

26708	90/90-21	54R	TT	[F]
*NHS				
Sand/mud Soft Medium Hard				

Tread pattern for the front wheels. Recommended for medium to hard terrain. Offering very good riding properties. Suitable for supercross races as well.



XT-754

28078	110/100-18	64P	TT	[R]
28023	120/90-18	66P	TT	[R]
28063	110/90-19	62M	TT	[R]
*NHS				
Sand/mud Soft Medium Hard				

Tread pattern for the rear wheels. Recommended for soft to intermediate terrain. High-profile knobs that dig deep. Exceptional traction on any loose terrain.

Cross country



C-10

26338 120/90-18 54R* TT [F] COUNTRY CROSS *NHS

Sand/mud Soft Medium Hard

Tread pattern for the rear wheels. Designed for use in very wet, muddy and slippery conditions to intermediate type of terrain. Features a very open and aggressive tread pattern for maximum drive in the most adverse conditions. For Enduro competitions where FIM tyres are not required.



C-18

26555 120/90-18 65R TT [R] COUNTRY CROSS

Sand/mud Soft Medium Hard

Tread pattern for the rear wheels. A spaced knob design for great clean-out ability in mud or sand. Side knobs with a hooked profile aid acceleration. A durable pliable tyre tread that will not chunk. Ideal for all varieties of off-road terrain, from medium soft to intermediate and medium hard.



C-19

26709 90/90-21 54R TT [F] SUPER
26104 90/100-21 57R TT [F] SUPER

Sand/mud Soft Medium Hard

Tread pattern for the front wheels. Recommended for semi-hard terrain. Tread pattern design provides optimum riding properties in all riding modes. Suitable for Enduro FIM and Cross Country competitions.



C-18

26330 110/100-18 59R TT [R] SUPER LIGHT
26557 120/90-18 65R TT [R] SUPER LIGHT
26641 100/90-19 57M TT [R] SUPER LIGHT
26614 110/90-19 62M TT [R] SUPER LIGHT

Sand/mud Soft Medium Hard

Tread pattern for the rear wheels. Suitable for Cross Country and Hard Enduro. Excellent grip on wet roots and rocky terrain. A great sticky tyre for wet roots and rocks made to handle all circumstances. Softer tread compound allows the tyre to flex without tearing knobs. The C-18 green stripe has a lighter carcass (one textile ply less) than the C-18 yellow stripe.



XT-754

28022 120/90-18 65M TT SUPER LIGHT *NHS

Sand/mud Soft Medium Hard

Tread pattern for the rear wheels. Extremely aggressive tread design. Works great on a tough uphill covered with loose shale, it does not cut or tear knobs. High-profile knobs that dig deep. Exceptional traction on any loose terrain. Semi-soft but long-lasting compound.



C-19

26710 90/90-21 54R TT [F] SUPER LIGHT
26105 90/100-21 57R TT [F] SUPER LIGHT

Sand/mud Soft Medium Hard

Tread pattern for the front wheels. Works well with mousse or a heavy duty tube. This tyre works great on medium soft to intermediate and medium hard to hard terrain. Excellent grip on rocky terrain. This tyre is made from a softer tread compound suitable for Hard Enduro. The C-19 green stripe has a lighter carcass (one textile ply less) than the C-19 yellow stripe.



XT-454

28082 110/100-18 54M* TT [R] SUPER SOFT *NHS

Sand/mud Soft Medium Hard

Tread pattern for the rear wheels. Extra soft tread compound. Suitable for extreme enduro.



XT-946

28004 120/100-18 68M TT [R] ICE SOFT *NHS

Motocross tires with a classical carcass and a special soft compound; the compound is flexible and elastic in the freezing cold up to -10°C and offers good grip in such conditions.

Enduro

EF-07 Super

The EF-07 tread pattern in the Super version (marked with yellow stripe) was designed to meet the FIM specifications (Federation International Motorcycle) for sport enduro competitions and developed in cooperation with many top enduro riders.



OUTSTANDING GRIP AND TRACTION

Knob distribution and geometry are designed to offer outstanding grip and traction with high resistance in both dry and wet conditions, and from soft/loose to hard terrains.



WIDE RANGE OF TERRAINS

The tread compound is resistant to tearing and cutting, and suited to a wide range of terrains – from soft and intermediate to rocky conditions; the carcass of EF-07 is stiffer than with the green stripe version.



EF-07

26408 110/80-18 58M TT [R] SUPER
26406 120/90-18 71R TT [R] SUPER
26276 130/90-18 69R TT [R] SUPER
26280 140/80-18 70R TT [R] SUPER

Sand/mud Soft Medium Hard



EF-05

26522 120/80-19 63R TT [R] SUPER

Sand/mud Soft Medium Hard

Tread pattern for the rear wheels for Enduro FIM races. Suitable for a wide range of terrain. Very good grip properties and very low tyre wear, even on hard terrain.



C-19

26709 90/90-21 54R TT [F] SUPER
26104 90/100-21 57R TT [F] SUPER

Sand/mud Soft Medium Hard

Tread pattern for the rear wheels designed to meet the FIM specifications for sport enduro competitions. Developed in cooperation with many top enduro riders. The tread design provides optimum riding properties in all riding modes. Suitable for cross country competition too.



Extreme enduro

EF-07 Super light



EF-07					
26402	120/90-18	71R	TT	[R]	SUPER LIGHT
26278	130/90-18	69R	TT	[R]	SUPER LIGHT
26274	140/80-18	70R	TT	[R]	SUPER LIGHT
Sand/mud		Soft	Medium	Hard	

The EF-07 Super Light (green stripe) is made from a slightly softer tread compound than the Super version (yellow stripe). It ensures excellent handling in wet forest and meadow soils. It is designed for the toughest competitions and conforms to the current FIM regulations in terms of design and tread depth.

FOR THE TOUGHEST COMPETITIONS

- Open tread design ejects mud and loose ground that a trials tyre will not.
- Very good grip properties and slightly faster than the yellow stripe version.
- A spaced knob design works well in mud or sand. Tread knobs distribution and geometry are designed to offer outstanding grip and traction in both dry and wet conditions, from soft and loose terrain to hard ground.
- Meant to take the off-road terrain where conditions can be extremely tough to get traction.
- The lightweight, flexible carcass with a reinforced shoulder guarantees a large contact surface and good shock-absorption. It resists tearing and cutting and is suited for tough to extreme off-road conditions; the carcass is more pliable than with the yellow stripe version.

EF-07 Super soft



EF-07					
26273	140/80-18	70R*	TT	[R]	SUPER SOFT
*NHS					
Sand/mud		Soft	Medium	Hard	

FOR THE MOST DEMANDING CONDITIONS

The Mitas EF-07 Super soft tyre (marked with two green stripes) is a rear tyre combining the enduro tread and ultra sticky soft compound for extreme, most demanding conditions. The tyre is best suited for extreme rocky, stony, wet and mud terrains. It is designed for vertical climbs and used in extreme enduro races. Its significantly enhanced carcass and extra soft compound are ideal for all terrains and offer an excellent grip. It is by far the best choice in races such as Roof-of-Africa, Erzbergrodeo, Red Bull Romaniacs, Sea to Sky, and many others.

The EF-07 Super Soft is best paired with the front tyre, 90/100-21 C-19 Super Light (1 green stripe) for extreme grip.



C-19					
26710	90/90-21	54R	TT	[F]	SUPER LIGHT
26105	90/100-21	57R	TT	[F]	SUPER LIGHT
Sand/mud		Soft	Medium	Hard	

Tread pattern for the front wheels. Excellent grip on rocky terrain. Its special softer tread compound is suitable for Hard Enduro. Its carcass is lighter (1 textile ply less) than with the C-19 yellow stripe. This extreme tire works on medium-soft to intermediate and medium-hard to hard terrain.



Rally



E-12

24620 140/80-18 70T TT [R]

Tread pattern for the rear wheels. Developed to meet the demands of tough rally competitions including Dakar and other all-terrain challenges. Larger block pattern and more open tread offers fantastic grip and wear rate. Based on the popular E-09 Dakar, the E-12 has a lighter carcass marked with a green stripe. This tyre has a slightly larger block pattern and more open tread than the E-09, but offers fantastic grip and wear rate.



E-13

24621 90/90-21 54R TT [F]

Tread pattern for the front wheels recommended for sand to medium and medium-hard terrain. The tread compound is optimised for braking and precision steering. Great performance in all riding modes on softer terrain in rally competitions.



C-21

26654 90/90-21 54R TT [F] SUPER

Tread pattern for the front wheels recommended for semi-hard to rocky terrain. The tread compound is optimised for braking and precision steering. Great performance in all riding modes on softer terrain in rally competitions.

Speedway



SW-13

24845 2.75-22 50P* TT [R]

*NHS
Tread pattern for the rear wheels of speedway motorcycles. For long speedways. Excellent riding properties in all riding modes.



SW-07

24532 3.75-19 61P* TT [R]

*NHS
Soft Intermediate Hard
Tread pattern for rear wheels of speedway motorcycles complying with the new FIM rules. Top performance tyre for speedway motorcycles used in Speedway Grand Prix. Reinforced sidewall and optimised tread pattern with special compound provide best grip and handling on start and cornering. FIM approved.



SW-08

24696 3.00-21 57P* TT [R] ICE SPEEDWAY

24854 2.50-23 48P* TT [R] ICE SPEEDWAY
*NHS
Slick tread pattern for the rear wheels of speedway motorcycles. Specially developed for use with spikes for ice speedway racing. The special thick-walled 2.75-21 ICE SPEEDWAY tube is recommended for use with these tyres.

Trial



ET-01

24883 4.00-18 64M TL [R]
24885 4.00-18 64M TL [R] X PRO
24667 2.75-21 45M TL [F]

Suitable for both the front and rear wheels of trial motorcycles. The X-PRO version with an extra soft compound is suitable for professional trial competitions. The ET-01 2.75-21 is suitable for riding on both maintained and unmaintained roads. The tyre is designed for use in trial competitions and is also suitable for Enduro competitions where classical off-road tyres for enduro and motocross are not permitted. The ET-01 4.00-18 X-PRO is the latest trial racing tyre and it features a new carcass construction with an extra soft tread compound, allowing excellent tyre grip and riding properties on a wide range of terrains. ET-01 4.00-18 is recommended for amateur trial competition and for trial training. ET-01 is original equipment on GasGas Trial Contact ES with electric start and Trial School.



SW-10

24100 3.00-17 50P TT [R]

*NHS
Tread pattern for the rear wheels of kid speedway motorcycles. Used together with SW-11. Very good riding properties in all riding modes.



SW-11

24796 2 1/4-19 30P TT [F]

*NHS
Tread pattern for the front wheels of kid speedway motorcycles. Used together with SW-10. Very good riding properties in all riding modes.



SW-12

24850 2.75-23 48P TT [F]

*NHS
Tread pattern for the front wheels of speedway motorcycles. For classic and long speedways. Optimum riding properties, especially in cornering.

Flat track



H-18

23413 130/80-19 (27x7-19) 71H TL [F] ROAD
23440 140/80-19 (27.5x7.5-19) 71H TL [R] ROAD
23409 130/80-19 (27x7-19) NHS TT [F] FLAT TRACK
23438 140/80-19 (27.5x7.5-19) NHS TT [R] FLAT TRACK

Tyres without stripe are suitable for road motorcycles – street legal.



FT-18

23446 27x7-19 NHS TT [F] FLAT TRACK
23443 27.5x7.5-19 NHS TT [R] FLAT TRACK

New version of the tread pattern for flat track racing. Bigger knobs for better grip when cornering. A softer (green stripe marking) compound for hard track.



SW-14

24025 2.50-10 4PR* TT [F]+[R]

*NHS
Tread pattern for front and rear wheels of kid speedway motorcycles. For motorcycles up to 50cc engine. Very good riding properties in all riding modes.



- Scooter commuting 31
- Scooter sport 34
- Scooter racing 34
- Scooter winter 35
- Scooter classic 36
- Scooter white wall 37

Scooter commuting

TOURING FORCE-SC

Urban scooter tyre for a short city trip or for longer journeys.



COMFORT AND SAFETY

High dimensional stable carcass technology and a specially developed tread compound, provide high riding comfort and excellent handling performance.



OPTIMUM CONTACT AT MAXIMUM LEAN ANGLES

The tread pattern ends before the edge of the tyre shoulder and delivers great stability; precision on straights and bends and grip in all weather conditions.



EXCELLENT WATER DISPLACEMENT

3D virtual technology used during the development of tyre construction ensures correct water displacement and balanced tyre wear.



HIGH GRIP

The unique tread compound using end-functionalized S-SBR elastomers together with high active reinforcing filler in combination with special resins, is a guarantee for high grip in wet and dry conditions.



TOURING FORCE-SC														
Available				Available in February 2019				Available in June 2019						
592158	120/70-12	51L	TL	[F] + [R]	598265	110/70-12	47P	TL	[F] + [R]	598287	80/80-16 REINF.	45P	TL	[F] + [R]
592169	120/70-12	51S	TL	[F] + [R]	598223	140/60-13	57L	TL	[R]	598288	90/80-16 REINF.	51P	TL	[F] + [R]
592141	120/70-12 REINF.	58P	TL	[F] + [R]	598224	140/60-13 REINF.	63P	TL	[R]	598289	120/70-16	57P	TL	[F]
592542	130/70-12	56L	TL	[F] + [R]	598225	80/90-14	40P	TL	[F] + [R]	Available in July 2019				
592533	130/70-12 REINF.	64P	TL	[F] + [R]	598235	130/80-15	63P	TL	[R]	598197	110/90-13	56P	TL	[F]
595134	150/70-13	64S	TL	[R]	598236	80/90-16 REINF.	48P	TL	[F] + [R]	598198	130/60-13	53J	TL	[F] + [R]
595135	90/90-14	46P	TL	[F] + [R]	Available in March 2019				598199	130/60-13 REINF.	60P	TL	[F] + [R]	
595136	100/90-14 REINF.	57P	TL	[F] + [R]	598190	90/90-10	50J	TL	[F] + [R]	598200	130/70-13 REINF.	63P	TL	[R]
595138	120/80-14	58S	TL	[F] + [R]	598192	100/80-10	53L	TL	[F] + [R]	Available in August 2019				
595131	140/60-14 REINF.	64P	TL	[R]	598194	100/90-10 REINF.	61J	TL	[F] + [R]	598227	120/70-14	55L	TL	[F] + [R]
595132	140/60-14 REINF.	64S	TL	[R]	598234	150/70-14	66S	TL	[R]	598228	120/70-14	55P	TL	[F] + [R]
592514	140/70-14 REINF.	68P	TL	[R]	Available in April 2019				598233	120/70-14	55S	TL	[F] + [R]	
592527	140/70-14 REINF.	68S	TL	[R]	598263	120/90-10	66L	TL	[F] + [R]	Available in September 2019				
595133	120/70-15	56P	TL	[F]	598195	130/70-10 REINF.	59P	TL	[R]	598277	110/80-12	61L	TL	[F] + [R]
595137	120/70-15	56S	TL	[F]	598278	110/90-12	64P	TL	[F]	598280	120/70-13	53L	TL	[F]
595139	100/80-16	50P	TL	[F]	598196	140/70-12 REINF.	65P	TL	[R]	598282	120/70-13	53P	TL	[F]
592156	110/70-16	52P	TL	[F] + [R]	Available in May 2019				Available in October 2019					
592170	110/70-16	52S	TL	[F] + [R]	598262	3.50-10	51P	TL	[F] + [R]	598283	80/80-14 REINF.	53L	TL	[F] + [R]
595141	120/80-16	60P	TL	[R]	598264	130/90-10	61L	TL	[R]	598284	100/70-14 REINF.	53L	TL	[F] + [R]
595143	130/70-16	61P	TL	[R]	598286	140/70-15 REINF.	69P	TL	[R]	598285	110/80-14	59P	TL	[R]
595144	140/70-16	65P	TL	[R]										
595145	140/70-16	65S	TL	[R]										

You can find more information about replacements on page 60 and 61.



Scooter commuting



M+S

MC 20 MONSUM

573157	3.50-10	51P	TL
577616	3.50-10	51P	TL
573144	120/90-10	57L	TL
573155	130/90-10	61L	TL
573160	120/70-10 REINF.	54L	TL
573166	110/70-11	45L	TL
573169	120/70-11 REINF.	56L	TL
586712	90/90-12	54J	TL
573171	120/70-12 REINF.	58P	TL
573175	130/70-12 REINF.	62P	TL
573178	130/60-13 REINF.	60P	TL

Multifunctional tyre with great performance on wet and damaged city roads. M+S marking. Available also in soft compound and white-wall version.



MC 6

573925	110/80-10	61J	TL/TT
--------	-----------	-----	-------

Scooter tyre with long durability. Suitable for old scooters of small engine capacity.



MC 17

573060	120/90-10	56J	TL
573061	130/90-10	61J	TL
573063	150/80-10	65 L	TL

Scooter tyre for exciting off-road rides. The tyre design guarantees good off-road grip and also good on-road performance. These tyres are highly resistant to punctures and sharp edges.



MC 19

573064	120/80-12	55J	TL
573068	130/80-12	60J	TL

Scooter tyre for exciting off-road rides. The tyre design guarantees good off-road grip and also good on-road performance. These tyres are highly resistant to punctures and sharp edges.



Scooter sport



MC 34

573083	90/90-10	50P	TL
574245	100/90-10	56P	TL
573094	110/70-12	53P	TL
573096	120/70-12	51P	TL
574248	130/70-12	62P	TL

Scooter tyre known for its good road grip and stability irrespective of the riding style. Designed for extreme cornering and provides the highest safety level. This tyre was developed to meet the specific requirements of the Asian market. MC 34 is also available in racing compound.



MC 35 S-RACER 2.0

574252	3.50-10	51P	TL
574253	100/90-10	56P	TL
574249	100/90-12	49P	TL
574251	120/80-12	55P	TL

Tyre ensures great stability and behaviour during cornering and more precise steering and faster changes of directions when making turns. It allows great lean angles, superb braking and acceleration performance. New compounds are marked with redesigned labels on tyre sidewalls. MC 35 S-RACER 2.0 is also available in racing compound.

Scooter racing



MC 35 S-RACER 2.0

574285	3.50-10	51P	TL	SOFT
574283	100/90-12	49P	TL	SOFT
574284	120/80-12	55P	TL	SOFT
574254	100/90-12	49P	TL	SUPER SOFT
574272	120/80-12	55P	TL	SUPER SOFT
574280	3.50-10	51P	TL	SUPER SOFT
574293	3.50-10	51P	TL	MEDIUM
574295	100/90-10	56P	TL	MEDIUM
574287	100/90-12	49P	TL	MEDIUM
574291	120/80-12	55P	TL	MEDIUM

Construction and shape of the tyre maximize contact patch at extreme lean angles. Tyre ensures great stability and behaviour during cornering and more precise steering and faster changes of directions when making turns. It allows great lean angles, superb braking and acceleration performance. Available in soft, super soft and medium racing compounds.



For rainy and cold weather when the riding surface is smooth.



MC 20 MONSUM

596717	3.50-10	51P	TL	SOFT
596779	100/90-12	49P	TL	SOFT
596785	120/80-12	55P	TL	SOFT

Famous for good grip and stability irrespective of the riding style. Available in soft racing compound.



For riding at mid temperatures and on mid rough surfaces.



MC 34

573084	90/90-10	50P	TL	SUPER SOFT
574809	100/90-10	56P	TL	SUPER SOFT
573095	110/70-12	53P	TL	SUPER SOFT
573099	120/70-12	51P	TL	SUPER SOFT
574814	130/70-12	62P	TL	SUPER SOFT

Scooter tyre known for its excellent grip and stability irrespective of the driving style. It is designed for extreme cornering and provides the highest safety level. This tyre was developed to meet the specific requirements of the Asian market. Available in soft and super soft racing compounds.



When the weather is warm and the riding surface rough.

Scooter winter



MC 32 WIN SCOOT

573110	3.50-10	51P	TL
573109	100/80-10	53P	TL
573114	120/70-10	54L	TL/TT
573113	120/90-10	57L	TL
573111	130/90-10	61L	TL
573115	110/70-11	45P	TL
573121	120/70-12	58P	TL
573120	130/70-12	62P	TL
573116	130/60-13	60P	TL
573101	80/80-14	53L	TL/TT
573102	100/70-14	53L	TL/TT
573122	110/80-14	59P	TL/TT
573129	90/80-16	52P	TL/TT
573103	100/80-16	50P	TL
573104	120/80-16	60P	TL
573107	110/70-16	52P	TL



SPIKES

For snowy and icy roads
Spike version on special demand only!



MEDIUM-DEEP GROOVES

for water drainage



DEEP GROOVES

for slush ejecting and water drainage



GROOVES - LAMELLAS

for traction in the snow



Reflective arrow on both sidewalls

Unique solution for maximum safety



Scooter classic



B 14

573390	3.50-10	59J	TT
573384	4.00-10C	69J	TT 4PR
573385	4.00-10C	74J	TT 6PR

Classic scooter tyre with a thick tread pattern design. These tyres are also suitable for trailers and available in the reinforced 6PR version. Available in white-wall version too.



B 13

573368	3.50-8	46J	TT 4PR
573354	4.00-8C	71J	TT 6PR
573356	4.00-8C	66N	TL/TT 4PR

Classic scooter tyre with a thick tread pattern design. A thick classic tread pattern is also suitable for riding in demanding conditions such as damaged and dusty city roads. Available in whitewall version and suitable for trailers too.



S-03

22021	4.00-8	63J	TT
-------	--------	-----	----

Classical type of scooter tread pattern. Suitable also for passenger-car trailers.



S-04

22086	4.00-8C	66L	TT
-------	---------	-----	----

Classical type of scooter tread pattern. Suitable also for passenger-car trailers.



MC 22 ELEGANCE

573905	100/80-10	53L	TL
573927	120/70-10	54L	TL

Highly multifunctional tyre with good performance on wet and damaged city roads. Noted for long durability. Available in white-wall version too.



MC 12

573877	3.00-10	42J	TL/TT
--------	---------	-----	-------

Classic scooter tyre suitable for speeds up to 100 km/h. Available in white-wall version too.

Scooter white wall



M+S

MC 20 MONSUM

573158	3.50-10	51P	TL
573161	120/70-10	54L	TL
573167	110/70-11	45L	TL
576884	120/70-11	56L	TL
573173	120/70-12	58P	TL
573176	130/70-12	62P	TL

Multifunctional scooter tyre with great performance on wet and damaged city roads. Available in standard version too.



MC 22 ELEGANCE

573955	100/80-10	53L	TL 4PR
573961	120/70-10	54L	TL 6PR

Highly multifunctional tyre with good performance on wet and damaged city roads. Noted for long durability.



MC 12

573949	3.00-10	42J	TL/TT
--------	---------	-----	-------

Classic scooter tyre suitable for speeds up to 100 km/h. Available in standard version too.



MC 18

573953	3.50-10	51P	TL
--------	---------	-----	----

Sporty tyre with a long history and a very good reputation. Sporty shaped pattern of the tyre enables good grip also at the higher lean angles. Available in standard version too.



B 13

573379	3.50-8	46J	TT 4PR
573359	4.00-8C	66J	TT 4PR

A thick classic tread pattern is also suitable for riding in demanding conditions such as damaged and dusty city roads. Available in standard version too.



B 14

573392	3.50-10	51J	TT
--------	---------	-----	----

Classic scooter tyre with a thick tread pattern design. Available in standard version too.



MC 5

573930	3.00-12	47J	TT
--------	---------	-----	----

Classic scooter tyre suitable for speeds up to 100 km/h.



S-05

22051	3.25-12	55J	TT TL
22071	3.50-12	64J	TT TL

Ribbed scooter tread pattern suitable for good quality roads.



B 61

573387	4.50-10C	76N	TL 6PR
--------	----------	-----	--------

Available only in white-wall version. A strong construction and a reinforced sidewall are designed for special three-wheel vehicles such as Piaggio Ape Calesino.

All whitewall tyres are protected with special blue paint, which protects whitewall of the tyre from stains. Water based blue paint is very easy to remove with warm water and soft sponge. Do not remove the paint before tyre is finally mounted on a bike!





Moped



MC 51 MEDITERRA

572963	2.50-17	43P	TL
572964	2.75-17	47P	TL

Multifunctional tyre, recommended for mopeds and motorcycles of low and medium engine capacity. Stronger and more puncture resistant, which makes riding more worry-free, even on damaged surfaces and off-road.



MC 11

572974	2-17	31J	TT
572976	2 1/4-17	39J	TT
572975	2 1/2-17	43J	TL/TT
572973	2 3/4-17	47J	TL/TT
572965	2.50-18	45P	TT

Sporty moped tyre noted for the highest durability in this segment. Available in white-wall version too.



MC 2

572949	2 1/4-16	38J	TT
572950	2 1/2-16	42J	TL/TT
572952	2 3/4-16	46J	TL/TT
572947	3 1/4-16	54J	TL/TT

Sporty moped tyre produced in cooperation with Tomos for the Alpino and Hip Hop models. Available in white-wall version too.



B 8

572901	2 1/4-16	38J	TT
572916	2 1/2-16	42J	TT

17-inch classic moped tyre design developed for Tomos mopeds. Available in white-wall version too.



B 7

572938	2 3/4-17	47J	TL/TT
--------	----------	-----	-------

Classic moped tyre with an inner liner, therefore suitable for use without a tube. Available in white-wall version too.



B 4

572943	2 1/4-17	39J	TT
572944	2 1/2-17	43J	TT
572942	2 1/4-18	42J	TT

Classic moped tyre design homologated for speeds up to 100 km/h. Available in white-wall version too.



B 3

572941	2 1/2-18	43J	TT
--------	----------	-----	----

Classic moped tread pattern homologated for speeds up to 100 km/h.



M-02

821310	2-19	24B	TT
821350	2 1/4-19	30B	TT

Classic moped tread pattern suitable also for wheelbarrows.



MOPED WHITE WALL

572940	2 1/4-18	42J	TT	B 4
572903	2 1/4-16	38J	TT	B 8
572937	2 3/4-17	47J	TL/TT	B 7
572948	2 3/4-16	46J	TL/TT	MC 2
572946	2 1/2-16	42J	TL/TT	MC 2
572969	2 1/4-17	39J	TT	MC 11

Elegant and retro tyres for classic mopeds. Available in several tread patterns and sizes.





Go kart



SLICK

585383	10x4.50-5	SRX	RENTAL EX. HARD
574372	10x3.60-5	SRH	RENTAL HARD
573409	10x4.50-5	SRH	RENTAL HARD
573428	11x5.00-5	SRH	RENTAL HARD
573467	11x6.00-5	SRH	RENTAL HARD
573448	11x7.10-5	SRH	RENTAL HARD
573415	10x4.50-5	SRC	RENTAL SOFT
573469	11x6.00-5	SRC	RENTAL SOFT
573459	11x7.10-5	SRC	RENTAL SOFT
573418	10x4.50-5	SRL	ENDURANCE
573865	11x6.00-5	SRL	ENDURANCE
573463	11x7.10-5	SRL	ENDURANCE
574373	10x3.60-5	SRB	MEDIUM/SOFT
573420	10x4.50-5	SRB	MEDIUM/SOFT
573429	11x5.00-5	SRB	MEDIUM/SOFT
573867	11x6.00-5	SRB	MEDIUM/SOFT
573464	11x7.10-5	SRB	MEDIUM/SOFT

Go kart tyre available in racing and rent versions. Developed for competition and endurance racing as well as for use by the hobby karter. Superb grip combined with outstanding durability. Available in five different compounds.



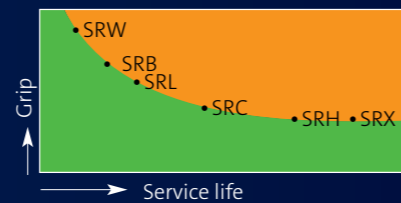
RAIN

573474	10x4.00-5	SRW	RACING RAIN
573480	11x6.00-5	SRW	RACING RAIN

Go kart tyre available in racing version. Suitable for wet surfaces. Very soft compound for excellent grip.

dimension type	10x3.60-5	10x4.00-5	10x4.50-5	11x5.00-5	11x6.00-5	11x7.10-5	Tread pattern	Application
	SRW							
SRB								Race
SRL								
SRC							Slick	Rental
SRH								
SRX								

Tyre grip diagram / service life (for various compounds)



KART tyres are manufactured for indoor driving as well as racing and are available in six different compound variants.

- SRW: Supersoft rain tyre for wet surfaces
- SRB: Soft-medium racing tyres for national racing
- SRL: Medium-hard racing tyres for endurance racing and club
- SRC: Rental Soft tyre for indoor and outdoor rental driving in cold weather and on smooth surfaces
- SRH: Rental Hard tyre for indoor and outdoor rental driving
- SRX: Extra hard front rental tyre for combination with SRH rear tyre

	Tyre diameter	Tread pattern	Rim	Tyre dimensions in service		Max. inflat. pressure
				Width total	Diameter total	
Inches				mm	mm	bar
KART TYRES						
5	10x3.60-5	slick	4.00	114	254	4
	10x4.50-5	slick	4.50	132	264	4
	11x5.00-5	slick	4.50	134	272	4
	11x6.00-5	slick	6.00	185	276	4
	11x7.10-5	slick	8.00	210	276	4
	10x4.00-5	rain	4.00	125	250	4
	11x6.00-5	rain	6.00	180	270	4
KART TUBE						
	11x6.0/7.10-5	JS87	90/90	E.T.R.T.O.	V1-08-1	DIN 7785
	4.10/3.50-5	JS87	90/90	E.T.R.T.O.	V1-08-1	DIN 7785

Tubes

Order Code	Product description	Valve	Thickness	Packing (pcs)
SCOOTER TUBES				
576866	3.50/4.00 - 8	JS 87 90/90	Normal	50
576867	2.50/3.00/3.50-10, 90/90-10	JS 87 90/90	Normal	50
576876	4.00-10, 100/90-//110/90-10	JS 87N 90/90	Normal	50
576883	2.50/3.00 - 12, 3.25,3.50-12, 100/90-12	JS 87 90/90	Normal	50
576885	4.00/4.50 - 12	JS 87 90/90	Normal	50
576982	4.00/4.50 - 12	JS 87 45/90	Normal	50
MOPED				
576890	2 1/4-16, 60/100-16	TR4	Normal	50
576891	2 1/2 2 3/4 -16, 2.75-16	TR4	Normal	50
576893	3.00/3.25-16, 3.50-16, 80/90,90/90,90/100-16	TR6	Normal	50
576979	2.00/2.25/2.50-17	TR4	Normal	50
576894	2 / 2 1/4 -17, 60/100-17	TR4	Normal	50
576896	2 1/2 2 3/4-17	TR6	Normal	50
576897	2 1/4 /2 1/2 -18	TR4	Normal	50
MOPED / MOTORCYCLE				
576987	80/100-12	TR4	Normal	50
576989	60/100- 14	TR4	Normal	50
576892	3.00/3.25-16,110/90-16	TR6	Normal	50
576899	2.75/3.00/3.25-18	TR6	Normal	50
576900	3.25,3.50,4.10-18//90/90-//110/80-//100/80-18, 90/100,120/80,110/90,100/100,110/100,120/90,130/80-18	TR6	Normal	50
576949	2/ 2 1/4-19	TR4	Normal	50
576950	2 1/2 / 2 3/4-19, 2.50,2.75-19	TR6	Normal	50
MOPED / MOTORCYCLE - HEAVY DUTY				
576954	SD17 3.00/3.25/3.60 - // 90/80 -// 90/90-//90/100-// 110/80-//100/80 -17*	TR6	HD	30
576955	SG17 4.00/4.25/4.50/5.00/5.10/6.10//4.25/80-17//110/90-// 120/90-//130/90 - // 120/80-//130/80-//130/70-// 140/80-//140/70-//150/70 -//150/60-//150/80- //140/90-//150/90-//160/60-17	TR6	HD	30
576956	SF18 4.00/4.25/4.50 - // 4.60 -//4.25/85-// 110/90-// 110/100-// 120/80 -// 130/80 - //140/80 - // 150/70 - // 120/90 - // 130/90 - 18	TR6	HD	30
576976	SD21 2.75 /3.00 /3.25 /3.60-21; 80/90-//80/100-//90/90-//100/80-21	TR6	HD	30
OFF ROAD - HEAVY DUTY				
576983	2.50-10,2.75-10,3.00-10	TR4	HD	50
576986	80/100-12 (70/100/3.00/3.25-12)	TR6	HD	50
576988	60/100-14 (2.25/2.50-14)	TR6	HD	50
576990	90/100-14 (3.60/4.10-14)	TR6	HD	30
576992	90/100-16	TR6	HD	30
576993	70/100-17 (2.25/2.50-17)	TR6	HD	30
576984	100/90-17, 110/90-17 (3.00/3.50-17)	TR6	HD	30

Tubes

Order Code	Product description	Valve	Thickness	Packing (pcs)
576995	140/100-17	TR6	HD	30
576997	140/80-18	TR6	HD	30
576999	120/90,130/80,100/100,110/100-18 (4.00/4.50/4.75/5.00-18)	TR6	HD	30
577001	3.00-19, 3.50-19, 3.75-19, 80/90-19, 90/90-19, 110/90-19, 100/90-19, 110/80-19, 120/90-19, 130/80-19 (130/70-19, 100/90-19, 120/80-19, 70/100-19, 4.00/4.50-19)	TR6	HD	30
576985	120/90-19 (5.00-19)	TR6	HD	30
577003	80/100-21, 90/90-21 (80/90-21, 90/100-21, 80/100-21, 2.50/2.75/3.00/3.25-21)	TR6	HD	30
OFF ROAD - ULTRA HEAVY DUTY				
574361	120/90,130/80,140/80,100/100,110/100-18	TR6	UHD	10
574362	120/80,130/70,100/90,110/90-19	TR6	UHD	10
574363	90/90, 90/100, 80/100-21	TR6	UHD	10

Tubes are made of butyl compound and are packed in individual boxes.

Ultra heavy duty tubes are made of natural rubber and are packed in individual boxes.

Thickness	mm
Normal	1,2-1,4
HD	1,9-2,0
UHD	4,0



JS 87 equal to TR 87

Application of tyres

Tyre application chart

Tread pattern	Extra soft (mud)	Soft	Medium soft	Intermediate	Medium hard	Hard	Extra hard
Motocross competition							
TERRA FORCE - MX SAND							
TERRA FORCE - MX SM							
TERRA FORCE - MX MH							

Tread pattern	Position	Soft	Medium soft	Intermediate	Medium hard	Hard
Cross sport extreme						
XT-754	[R]					
XT-454	[F]					

Motocross						
Tread pattern	Position	Soft	Medium soft	Intermediate	Medium hard	Hard
C-01	[R]					
C-02	[R]					
C-04	[R]					
C-10	[R]					
C-11	[F]					

Tread pattern	Position	Soft	Medium soft	Intermediate	Medium hard	Hard
Enduro FIM competition						
EF-05 SUPER	[R]					
EF-07 SUPER	[R]					
C-19 SUPER	[F]					
EF-07 SUPER LIGHT	[R]					
C-18 SUPER LIGHT	[R]					
C-19 SUPER LIGHT	[F]					

Application of tyres

	Trail																			
	ROAD										OFF ROAD									
	100	90	80	70	60	50	40	30	20	10	10	20	30	40	50	60	70	80	90	100
TERRA FORCE-R																				
E-08																				
MC 24																				
E-07 & E-07+																				
MC 23 ROCKRIDER																				
E-10																				
C-17																				
E-09																				

Country cross																				
C-10 Country cross	[R]																			
C-15 Country cross	[F]																			
C-18 Country Cross	[R]																			

Legend

- The best range of using
- Acceptable range of using

Recommended use of tyres is based on the experience of the tyre manufacturer for the best performance under given conditions. Recommendation is for information only as the optimal combination may vary depending on the actual conditions of use, type of motorcycle, level of knowledge and experience of rider, current weather conditions and other factors.

Technical information

Inch	Code	Tyre size	LL/SS	Tread pattern	Type (TT/TL)	F/R	Version	Stripe colour	Rim (inch)	Tyre dimensions E.T.R.T.O. (mm)				Max. inflation (BAR)	Max speed (km/h)
										Design		Max. in service			
										Section width	Overall diameter	Overall width	Overall diameter		
ON-ROAD															
SPORT															
SPORT FORCE+															
17	566456	110/70ZR17	(54W)	SPORT FORCE+	TL	FRONT			3.00	110	586	118	596	2.9	>270
17	566457	120/60ZR17	(55W)	SPORT FORCE+	TL	FRONT			3.50	122	576	131	586	2.9	>270
17	574013	120/65ZR17	(56W)	SPORT FORCE+	TL	FRONT			3.50	122	588	131	598	2.9	>270
17	575472	120/70ZR17	(58W)	SPORT FORCE+	TL	FRONT			3.50	122	600	131	612	2.9	>270
17	598128	140/70ZR17	66W	SPORT FORCE+	TL	REAR			3.75	139	628	149	642	2.9	270
17	575474	150/60ZR17	(66W)	SPORT FORCE+	TL	REAR			4.25	151	612	162	624	2.9	>270
17	575483	160/60ZR17	(69W)	SPORT FORCE+	TL	REAR			4.50	161	624	172	638	2.9	>270
17	575493	180/55ZR17	(73W)	SPORT FORCE+	TL	REAR			5.50	178	630	190	644	2.9	>270
17	575494	190/50ZR17	(73W)	SPORT FORCE+	TL	REAR			6.00	190	622	203	636	2.9	>270
17	567762	190/55ZR17	(75W)	SPORT FORCE+	TL	REAR			6.00	190	642	203	656	2.9	>270
MC 50															
17	574238	80/100-17	46S	MC 50	TL	FRONT			1.85	80	592	88	604	2.3	180
17	579059	100/80-17	52H	MC 50	TL				2.50	101	592	111	604	2.3	210
17	574240	100/90-17	55S	MC 50	TL				2.50	101	612	111	634	2.3	180
17	579077	110/70-17	54H	MC 50	TL	FRONT			3.00	110	586	121	596	2.3	210
17	579060	110/80-17	57H	MC 50	TL	FRONT			2.50	109	608	120	620	2.3	210
17	579081	130/70-17	62H	MC 50	TL				3.50	129	614	142	626	2.3	210
17	574242	130/80-17	65H	MC 50	TL				3.00	129	640	142	654	2.3	210
17	579128	140/70-17	66H	MC 50	TL				3.75	139	628	153	642	2.3	210
17	579283	140/80-17	69H	MC 50	TL				3.50	142	656	156	672	2.3	210
18	579285	100/90-18	56H	MC 50	TL	FRONT			2.50	101	637	111	649	2.3	210
18	579287	120/90-18	65H	MC 50	TL				2.75	119	673	131	689	2.3	210
19	579289	100/90-19	57H	MC 50	TL	FRONT			2.50	101	663	111	675	2.3	210
17	584794	100/80-17	52H	MC 50	TL		SUPER SOFT		2.50	101	592	111	604	2.3	210
17	579298	110/70-17	54H	MC 50	TL	FRONT	SOFT		3.00	110	586	121	596	2.3	210
17	584795	130/70-17	62H	MC 50	TL		SUPER SOFT		3.50	129	614	142	626	2.3	210
17	579305	140/70-17	66H	MC 50	TL		SOFT		3.75	139	628	153	642	2.3	210
18	579306	100/90-18	56H	MC 50	TL	FRONT	SOFT		2.50	101	637	111	649	2.3	210
MC 7															
15	572894	130/90-15	66R	MC 7	TL				3.00	129	615	142	631	2.3	170
15	572889	140/90-15	70R	MC 7	TL				3.50	142	633	156	651	2.3	170
16	572896	110/90-16	59P	MC 7	TT	FRONT			2.50	109	604	120	616	2.3	150
16	572897	120/90-16	63P	MC 7	TL				2.75	119	622	131	638	2.3	150
18	572898	2.75-18	42P	MC 7	TT				1.85	75	613	86	625	2.3	150
18	572893	3.00-18 REINF.	52R	MC 7	TL				1.85	80	627	86	639	2.8	170
18	572899	3.25-18	52P	MC 7	TL				2.15	89	639	102	651	2.3	150
18	572891	3.50-18	56P	MC 7	TL				2.15	93	649	107	663	2.3	150
18	572900	90/90-18	51R	MC 7	TL/TT				2.15	90	619	99	631	2.3	170
MC 32															
17	572991	100/80-17	52R	MC 32	TL		M+S		2.50	101	592	111	604	2.3	170

Technical information

Inch	Code	Tyre size	LL/SS	Tread pattern	Type (TT/TL)	F/R	Version	Stripe colour	Rim (inch)	Tyre dimensions E.T.R.T.O. (mm)				Max. inflation (BAR)	Max speed (km/h)
										Design		Max. in service			
										Section width	Overall diameter	Overall width	Overall diameter		
17	572992	130/70-17	62R	MC 32	TL		M+S		3.50	129	614	142	626	2.3	170
17	573053	100/80-17	52R	MC 32	TL		M+S with lamellas		2.50	101	592	111	604	2.3	170
17	573054	130/70-17	62R	MC 32	TL		M+S with lamellas		3.50	129	614	142	626	2.3	170
MC 25 BOGART															
17	572988	80/90-17	44R	MC 25	TL				1.85	80	576	88	586	2.3	170
17	573055	100/80-17	52S	MC 25	TL				2.50	101	592	111	604	2.3	180
17	573057	130/70-17	62S	MC 25	TL				3.50	129	614	142	626	2.3	180
MC 18															
17	572979	90/80-17	46P	MC 18	TL				2.15	90	576	99	586	2.3	150
17	572983	110/80-17	57P	MC 18	TL				2.50	109	608	120	620	2.3	150
H-15															
18	223421	4.00-18 (110/90-18)	64T	H-15	TT	REAR			2.50	109	655	117	685	2.3	190
H-14															
19	223433	90/90-19 (3.00-19)	52T	H-14	TT	FRONT			2.15	90	645	99	657	2.3	190
H-11															
16	223107	130/90-16	67T	H-11	TT	REAR			3.00	129	640	142	656	2.3	190
SPORT TOURING															
TOURING FORCE															
17	598156	120/60ZR17	(55W)	TOURING FORCE	TL	FRONT			3.50	122	576	131	586	2.9	>270
17	594778	120/70ZR17	(58W)	TOURING FORCE	TL	FRONT			3.50	122	600	131	612	2.9	>270
17	598155	150/70R17	69V	TOURING FORCE	TL	REAR			4.25	151	642	162	656	2.9	240
17	598157	160/60ZR17	(69W)	TOURING FORCE	TL	REAR			4.50	161	624	172	638	2.9	>270
17	574236	170/60ZR17	72W	TOURING FORCE	TL	REAR			4.50	168	636	180	650	2.9	270
17	594783	180/55ZR17	(73W)	TOURING FORCE	TL	REAR			5.50	178	630	190	644	2.9	>270
17	596400	190/55ZR17	(75W)	TOURING FORCE	TL	REAR			6.00	190	642	203	656	2.9	>270
17	596382	190/50ZR17	(73W)	TOURING FORCE	TL	REAR			6.00	190	622	203	636	2.9	>270
19	598154	110/80R19	59V	TOURING FORCE	TL	FRONT			2.50	109	659	117	671	2.9	240
19	574235	120/70ZR19	60W	TOURING FORCE	TL	FRONT			3.50	122	651	131	663	2.9	270
CLASSIC															
MC 9															
16	573873	90/90-16	48P	MC 9	TL				2.15	90	568	99	580	2.3	150
H-01															
19	23130	2.75-19	43P	H-01	TT				1.85	75	639	81	651	2.3	150
19	23261	3.00-19	49P	H-01	TT				1.85	80	653	86	665	2.3	150
19	23281	3.25-19	54P	H-01	TT				2.15	89	665	96	677	2.3	150
H-02															
19	23211	2.50-19	41L	H-02	TT				1.50	64	619	70	631	2.3	120
19	23280	3.00-19	57P	H-02	TT				1.85	80	653	86	665	2.3	150
19	23292	3.50-19	63P	H-02	TT				2.15	93	675	100	689	2.3	150
19	23311	4.00-19 REINF.	71P	H-02	TT				2.50	108	697	117	711	2.8	150
19	23312	4.00-19 REINF.	71P	H-02	TT		SUPER SIDE		2.50	108	697	117	711	2.8	150
H-03															
18	23121	2.75-18 REINF.	48P	H-03	TT				1.85	75	613	81	625	2.8	150

Technical information

Inch	Code	Tyre size	LL/SS	Tread pattern	Type (TT/TL)	F/R	Version	Stripe colour	Rim (inch)	Tyre dimensions E.T.R.T.O. (mm)				Max. inflation (BAR)	Max speed (km/h)
										Design		Max. in service			
										Section width	Overall diameter	Overall width	Overall diameter		
18	23141	3.00-18 REINF.	52P	H-03	TT				1.85	80	627	86	639	2.8	150
18	23161	3.25-18 REINF.	59P	H-03	TT				2.15	89	639	96	651	2.8	150
18	23181	3.50-18 REINF.	62P	H-03	TT				2.15	93	649	100	663	2.8	150
H-04															
16	23025	2.50-16 REINF.	41L	H-04	TT				1.50	64	542	70	554	2.8	120
18	23171	3.25-18 REINF.	59P	H-04	TT				2.15	89	639	96	651	2.8	150
H-05															
16	23083	3.25-16 REINF.	55P	H-05	TT				2.15	89	588	96	600	2.8	150
H-06															
16	23035	2.75-16 REINF.	46P	H-06	TT				1.85	75	562	81	574	2.8	150
16	23103	3.50-16 REINF.	65S	H-06	TT				2.15	93	598	100	612	2.8	180
18	23123	2.75-18 REINF.	48P	H-06	TT				1.85	75	613	81	625	2.8	150
18	23173	3.25-18 REINF.	59P	H-06	TT				2.15	89	639	96	651	2.8	150
18	23183	3.50-18 REINF.	62P	H-06	TT				2.15	93	649	100	663	2.8	150
18	23511	4.00-18	64S	H-06	TT				2.50	108	671	117	685	2.8	180
TRAIL															
TERRA FORCE-R															
17	586678	120/90-17	64H	TERRA FORCE-R	TL	REAR			2.75	119	648	131	664	2.3	210
17	586683	130/80-17	65H	TERRA FORCE-R	TL	REAR			3.00	129	640	142	654	2.3	210
17	567774	140/80R17	69V	TERRA FORCE-R	TL	REAR			3.50	142	656	152	672	2.9	240
17	567772	150/70R17	69V	TERRA FORCE-R	TL	REAR			4.25	151	642	162	656	2.9	240
17	567778	170/60ZR17	72W	TERRA FORCE-R	TL	REAR			4.50	168	636	180	650	2.9	270
18	597283	150/70R18	70V	TERRA FORCE-R	TL/TT	REAR			4.25	151	667	162	681	2.9	240
19	586684	100/90-19	57H	TERRA FORCE-R	TL	FRONT			2.50	101	663	111	675	2.3	210
19	567770	110/80R19	59V	TERRA FORCE-R	TL	FRONT			2.50	109	659	117	671	2.9	240
19	567775	120/70ZR19	60W	TERRA FORCE-R	TL	FRONT			3.50	122	651	131	663	2.9	270
21	586689	90/90-21	54H	TERRA FORCE-R	TL/TT	FRONT			2.15	90	695	99	707	2.3	210
21	586691	90/90-21	54V	TERRA FORCE-R	TL/TT	FRONT			2.15	90	695	99	707	2.3	240
E-07															
17	24130	120/90-17	64S	E-07	TL	REAR			2.75	119	648	131	674	2.9	180
17	24406	140/80-17	69T	E-07	TL	REAR			3.50	142	656	156	682	2.9	190
17	24408	140/80-17	69T	E-07	TL	REAR	DAKAR		3.50	142	656	156	682	2.9	190
18	24415	130/80-18	72T	E-07	TL	REAR			3.00	129	665	142	689	2.9	190
18	24427	140/80-18	70T	E-07	TL	REAR			3.50	142	681	156	707	2.9	190
18	24429	140/80-18	70T	E-07	TL	REAR	DAKAR		3.50	142	681	156	707	2.9	190
19	24547	100/90-19	57T	E-07	TL	FRONT			2.50	101	663	111	685	2.9	190
19	24545	100/90-19	57T	E-07	TL	FRONT	DAKAR		2.50	101	663	111	685	2.9	190
21	24636	90/90-21	54T	E-07	TL	FRONT			2.15	90	695	99	715	2.9	190
21	24637	90/90-21	54T	E-07	TL	FRONT	DAKAR		2.15	90	695	99	715	2.9	190
E-07+															
17	24135	130/80B17	65T	E-07+	TL	REAR			3.00	129	640	142	664	2.9	190
17	24060	150/70B17	69T	E-07+	TL	REAR	DAKAR		4.25	151	642	166	668	2.9	190
17	24059	150/70B17	69T	E-07+	TL	REAR			4.25	151	642	166	668	2.9	190

Technical information

Inch	Code	Tyre size	LL/SS	Tread pattern	Type (TT/TL)	F/R	Version	Stripe colour	Rim (inch)	Tyre dimensions E.T.R.T.O. (mm)				Max. inflation (BAR)	Max speed (km/h)
										Design		Max. in service			
										Section width	Overall diameter	Overall width	Overall diameter		
17	24031	170/60B17	72T	E-07+	TL	REAR			4.50	168	636	185	660	2.9	190
17	24030	170/60B17	72T	E-07+	TL	REAR	DAKAR		4.50	168	636	185	660	2.9	190
18	24400	120/80B18	62T	E-07+	TL	REAR			2.75	119	649	131	673	2.9	190
18	24061	150/70B18	70T	E-07+	TL	REAR			4.25	151	667	166	693	2.9	190
18	24416	150/70B18	70T	E-07+	TL	REAR	DAKAR		4.25	151	667	166	693	2.9	190
19	24444	110/80B19	59T	E-07+	TL	FRONT			2.50	109	659	120	681	2.9	190
19	24448	110/80B19	59T	E-07+	TL	FRONT	DAKAR		2.50	109	659	120	681	2.9	190
19	24143	120/70B19	60T	E-07+	TL	FRONT			3.50	122	651	134	671	2.9	190
19	24142	120/70B19	60T	E-07+	TL	FRONT	DAKAR		3.50	122	651	134	671	2.9	190
E-08															
17	24151	120/90-17	64T	E-08	TL	REAR			2.75	119	648	131	674	2.9	190
17	24125	130/80-17	65T	E-08	TL	REAR			3.00	129	640	142	664	2.9	190
17	24152	140/80-17	69H	E-08	TL	REAR			3.50	142	656	156	682	2.9	210
17	24161	150/70-17	69H	E-08	TL	REAR			4.25	151	642	166	668	2.9	210
18	24450	4.10-18	60P	E-08	TT	REAR			2.50	108	639	124	661	2.9	150
18	24414	130/80-18	72T	E-08	TL	REAR			3.00	129	665	142	689	2.9	190
19	24108	100/90-19	57H	E-08	TL	FRONT			2.50	101	663	111	685	2.9	210
19	24109	110/80-19	59H	E-08	TL	FRONT			2.50	109	659	120	681	2.9	210
21	24682	2.75-21	45P	E-08	TT	FRONT			1.85	75	689	86	707	2.9	150
21	24642	90/90-21	54T	E-08	TL	FRONT			2.15	90	695	99	715	2.9	190
MC 24															
17	573403	120/90-17	64S	MC24	TL	REAR			2.75	119	648	131	664	2.3	180
17	573393	130/80-17	65S	MC24	TL	REAR			3.00	129	640	142	654	2.3	180
18	573400	120/80-18	62S	MC 24	TT	REAR			2.75	119	649	131	633	2.3	180
19	573406	100/90-19	57S	MC 24	TL	FRONT			2.50	101	663	111	675	2.3	180
21	573398	90/90-21	54S	MC 24	TT	FRONT			2.15	90	695	99	707	2.3	180
MC 23 ROCKRIDER															
18	573407	110/80-18	58P	MC 23	TT	REAR			2.50	109	633	120	653	2.3	150
18	573470	120/90-18	65R	MC23	TL	REAR			2.75	119	673	131	689	2.3	170
18	573432	140/80-18	70R	MC23	TL	REAR			3.50	142	681	156	697	2.3	170
21	573427	80/90-21	48P	MC 23	TT	FRONT			1.85	80	677	88	695	2.3	150
21	573465	90/90-21	54R	MC23	TL	FRONT			2.15	90	695	99	707	2.3	170
E-10															
17	24160	140/80B17	69T	E-10	TL	REAR			3.50	142	656	156	682	2.9	190
17	24424	140/80B17	69T	E-10	TL	REAR	DAKAR		3.50	142	656	156	682	2.9	190
17	24039	150/70B17	69T	E-10	TL	REAR			4.25	151	642	166	668	2.9	190
17	24055	150/70B17	69T	E-10	TL	REAR	DAKAR		4.25	151	642	166	668	2.9	190
17	24033	170/60B17	72T	E-10	TL	REAR			4.50	168	636	185	660	2.9	190
18	24423	140/80B18	70T	E-10	TL	REAR			3.50	142	681	156	707	2.9	190
18	24426	140/80B18	70T	E-10	TL	REAR	DAKAR		3.50	142	681	156	707	2.9	190
18	24162	150/70 B18	70T	E-10	TL	REAR			4.25	151	667	166	693	2.9	190
18	24163	150/70B18	70T	E-10	TL	REAR	DAKAR		4.25	151	667	166	693	2.9	190
19	24437	110/80 B19	59T	E-10	TL	FRONT			2.50	109	659	120	681	2.9	190

Technical information

Inch	Code	Tyre size	LL/SS	Tread pattern	Type (TT/TL)	F/R	Version	Stripe colour	Rim (inch)	Tyre dimensions E.T.R.T.O. (mm)				Max. inflation (BAR)	Max speed (km/h)
										Design		Max. in service			
										Section width	Overall diameter	Overall width	Overall diameter		
19	24443	110/80B19	59T	E-10	TL	FRONT	DAKAR		2.50	109	659	120	681	2.9	190
19	24141	120/70B19	72T	E-10	TL	FRONT			3.50	122	651	134	671	2.9	190
21	24655	90/90B21	54T	E-10	TL	FRONT			2.15	90	695	99	715	2.9	190
21	24656	90/90B21	54T	E-10	TL	FRONT	DAKAR		2.15	90	695	99	715	2.9	190
E-09															
17	24147	120/90-17	64R	E-09	TL	REAR			2.75	119	648	131	674	2.9	170
17	24131	120/90-17	64R	E-09	TL	REAR	DAKAR		3.50	119	648	131	674	2.9	170
17	24121	130/80-17	65R	E-09	TL	REAR			3.00	129	640	142	664	2.9	170
17	24112	130/80-17	65R	E-09	TL	REAR	DAKAR		3.00	129	640	142	664	2.9	170
17	24052	140/80-17	69R	E-09	TL	REAR			3.50	142	656	156	682	2.9	170
17	24145	140/80-17	69R	E-09	TL	REAR	DAKAR		3.50	142	656	156	682	2.9	170
17	24046	150/70-17	69R	E-09	TL	REAR			4.25	151	642	166	668	2.9	170
17	24048	150/70-17	69R	E-09	TL	REAR	DAKAR		4.25	151	642	166	668	2.9	170
18	24432	110/80-18	58P	E-09	TT	REAR			2.50	109	659	120	655	2.9	150
18	24460	4.10-18	60P	E-09	TT	REAR			2.50	108	639	124	661	2.9	150
18	24420	130/80-18	72R	E-09	TL	REAR			3.00	129	665	142	689	2.9	170
18	24397	130/80-18	72R	E-09	TL	REAR	DAKAR		3.00	129	665	142	689	2.9	170
18	24159	140/80-18	70R	E-09	TL	REAR			3.50	142	681	156	707	2.9	170
18	24176	140/80-18	70R	E-09	TL	REAR	DAKAR		3.50	142	681	156	707	2.9	170
18	24169	150/70-18	70R	E-09	TL	REAR			4.25	151	667	166	693	2.9	170
18	24172	150/70-18	70R	E-09	TL	REAR	DAKAR		4.25	151	667	166	693	2.9	170
19	24553	100/90-19	57R	E-09	TL	FRONT			2.50	101	663	111	685	2.9	170
19	24555	100/90-19	57R	E-09	TL	FRONT	DAKAR		2.50	101	663	111	685	2.9	170
19	24456	110/80-19	59R	E-09	TL	FRONT			2.50	109	659	120	681	2.9	170
19	24457	110/80-19	59R	E-09	TL	FRONT	DAKAR		2.50	109	659	120	681	2.9	170
21	24644	90/90-21	54R	E-09	TL	FRONT	DAKAR		2.15	90	695	99	715	2.9	170
21	24648	80/90-21	48P	E-09	TT	FRONT			1.85	677	677	88	695	2.9	150
21	24686	2.75-21	45P	E-09	TT	FRONT			1.85	75	689	86	707	2.9	150
21	24645	90/90-21	54R	E-09	TL	FRONT			2.15	90	695	99	715	2.9	170
C-17															
21	26705	90/90-21	54R	C-17	TT	FRONT	DAKAR		2.15	90	695	99	715	2.3	170
E-02															
21	23325	3.00-21	54S	E-02	TT				1.85	80	703	92	723	2.3	180
E-03															
18	23187	3.50-18	62R	E-03	TT				2.15	93	649	107	673	2.8	170
E-06															
16	26049	2.75-16	46P	E-06	TT				1.85	75	562	86	580	2.8	150
E-05															
19	24891	4.00-19	65M	E-05	TT				2.50	108	697	124	723	2.8	130
21	23324	3.00-21	54S	E-05	TT				1.85	80	703	92	723	2.3	180
ET-01															
18	24884	4.00-18	64M	ET-01	TL		ENDURO		2.50	108	671	124	697	2.3	130

Technical information

Inch	Code	Tyre size	LL/SS	Tread pattern	Type (TT/TL)	F/R	Version	Stripe colour	Rim (inch)	Tyre dimensions E.T.R.T.O. (mm)				Max. inflation (BAR)	Max speed (km/h)
										Design		Max. in service			
										Section width	Overall diameter	Overall width	Overall diameter		
OFF-ROAD															
MOTOCROSS COMPETITION															
TERRA FORCE-MX SAND															
19	26633	100/90-19	57M*	TERRA FORCE-MX SAND	TT	REAR			2.50	101	663	216	685	2.3	130
19	26647	110/90-19	62M*	TERRA FORCE-MX SAND	TT	REAR			2.75	109	681	136	705	2.3	130
19	26517	120/80-19	63M*	TERRA FORCE-MX SAND	TT	REAR			2.75	119	675	149	699	2.3	130
21	26719	80/100-21	51M*	TERRA FORCE-MX SAND	TT	FRONT			1.85	80	693	88	713	2.3	130
TERRA FORCE-MX SM															
14	26157	70/100-14	40M*	TERRA FORCE- MX SM	TT	FRONT			1.60	69	496	86	512	2.3	130
18	26311	100/100-18	59M*	TERRA FORCE- MX SM	TT	REAR			2.50	101	657	126	681	2.3	170
18	26321	110/100-18	64M*	TERRA FORCE- MX SM	TT	REAR			2.50	109	677	136	703	2.3	130
18	26559	120/90-18	65M*	TERRA FORCE- MX SM	TT	REAR			2.75	119	673	149	699	2.3	130
19	26645	100/90-19	57M*	TERRA FORCE- MX SM	TT	REAR			2.50	101	663	216	685	2.3	130
19	26606	110/90-19	62M*	TERRA FORCE- MX SM	TT	REAR			2.75	109	681	136	705	2.3	130
19	26519	120/80-19	63M*	TERRA FORCE- MX SM	TT	REAR			2.75	119	675	149	699	2.3	130
21	26731	80/100-21	51M*	TERRA FORCE- MX SM	TT	FRONT			1.85	80	693	88	713	2.3	130
21	26760	90/90-21	51M*	TERRA FORCE- MX SM	TT	FRONT			2.15	90	695	99	715	2.3	130
TERRA FORCE-MX MH															
18	26315	100/100-18	59M*	TERRA FORCE- MX MH	TT	REAR			2.50	101	657	126	681	2.3	170
18	26649	110/100-18	64M*	TERRA FORCE- MX MH	TT	REAR			2.50	109	677	136	703	2.3	130
18	26353	120/90-18	65M*	TERRA FORCE- MX MH	TT	REAR			2.75	119	673	149	699	2.3	130
19	26797	100/90-19	57M*	TERRA FORCE- MX MH	TT	REAR			2.50	101	663	216	685	2.3	130
19	26798	110/90-19	62M*	TERRA FORCE- MX MH	TT	REAR			2.75	109	681	136	705	2.3	130
19	26516	120/80-19	63M*	TERRA FORCE- MX MH	TT	REAR			2.75	119	675	149	699	2.3	130
21	26733	80/100-21	51M*	TERRA FORCE- MX MH	TT	FRONT			1.85	80	693	88	713	2.3	130
21	26761	90/90-21	51M*	TERRA FORCE- MX MH	TT	FRONT			2.15	90	695	99	715	2.3	130
KID CROSS															
C-12															
10	26010	2.50-10	33J*	C-12	TT	F + R			1.50	68	389	80	414	2.3	100
C-19															
12	26022	2.50-12	37M*	C-19	TT	FRONT			1.75	68	440	85	449	2.3	130
14	26043	60/100-14	30M	C-19	TT	FRONT			1.4	60	476	75	490	2.3	130
17	26163	70/100-17	40M	C-19	TT	FRONT			1.60	69	572	86	588	2.3	130
19	26617	70/100-19	42M	C-19	TT	FRONT			1.60	69	623	86	639	2.3	130
C-20															
10	26028	2.75-10	37M*	C-20	TT	REAR			1.85	72	399	90	416	2.3	130
12	26001	80/100-12	50M*	C-20	TT	REAR			1.85	80	465	86	485	2.5	130
14	26075	90/100-14	49M*	C-20	TT	REAR			2.15	90	536	112	558	2.3	130
16	26092	90/100-16	51M*	C-20	TT	REAR			2.15	90	586	113	608	2.3	130
TERRACROSS SX30															
12	26787	80/100-12 MI	50M*	SX30	TT	FRONT			1.85	80	465	86	477	2.5	130
14	26786	60/100-14 MI	30M*	SX30	TT	REAR			1.40	60	476	65	490	2.3	130

Technical information

Inch	Code	Tyre size	LL/SS	Tread pattern	Type (TT/TL)	F/R	Version	Stripe colour	Rim (inch)	Tyre dimensions E.T.R.T.O. (mm)				Max. inflation (BAR)	Max speed (km/h)
										Design		Max. in service			
										Section width	Overall diameter	Overall width	Overall diameter		
PIT CROSS															
C-20															
12	26073	90/100-12	46M*	C-20	TT	REAR	PIT CROSS		2.15	90	485	97	507	1.75	130
C-21															
14	26071	90/90-14	46M*	C-21	TT	FRONT	PIT CROSS		2.15	90	518	113	530	2.3	130
MOTOCROSS															
C-01															
16	26069	3.50-16	58P*	C-01	TT	F + R			2.15	93	598	166	622	2.3	150
C-02															
17	26131	130/80-17	65N	C-02	TT	REAR			3.00	129	640	161	664	2.3	140
18	26458	110/100-18	71N	C-02	TT	REAR			2.50	101	657	126	681	2.3	140
18	26362	120/90-18	71N	C-02	TT	REAR			2.75	119	673	148	699	2.3	140
19	26566	120/90-19	66N	C-02	TT	REAR			2.75	119	699	148	725	2.3	140
C-04															
18	26301	110/90-18	61N*	C-04	TT	REAR	LEISURE		2.50	109	655	136	679	2.3	140
18	26357	130/90-18	69N*	C-04	TT	REAR	LEISURE		3.00	129	691	161	719	2.3	140
C-10															
18	26336	120/90-18	65M*	C-10	TT	REAR	SPEEDY CROC		2.75	119	673	149	699	2.3	130
C-11															
21	26726	80/100-21	51R*	C-11	TT	FRONT	SPEEDY CROC		1.85	80	693	88	713	2.3	170
C-16															
18	26452	100/100-18	59R	C-16	TT	REAR			2.50	101	657	126	681	2.3	170
18	26456	110/100-18	64R	C-16	TT	REAR			2.50	109	677	136	703	2.3	170
19	26562	100/90-19	57M	C-16	TT	REAR			2.50	101	663	216	685	2.3	130
19	26558	110/90-19	62M	C-16	TT	REAR			2.75	109	681	136	705	2.3	130
19	26554	120/90-19	66N	C-16	TT	REAR			2.75	119	699	148	725	2.3	140
C-17															
21	26708	90/90-21	54R	C-17	TT	FRONT			2.15	90	695	99	715	2.3	170
XT-754															
18	28078	110/100-18	64P	XT-754	TT	REAR			2.50	109	677	136	703	2.3	150
18	28023	120/90-18	63P	XT-754	TT	REAR			2.75	119	697	149	725	2.3	150
19	28063	110/90-19	62M	XT-754	TT	REAR			2.75	109	681	136	705	2.3	130
CROSS COUNTRY															
C-10															
18	26338	120/90-18	65R*	C-10	TT	REAR	COUNTRY CROSS		2.75	119	673	149	699	2.3	170
C-18															
18	26555	120/90-18	65R	C-18	TT	REAR	COUNTRY CROSS		2.75	119	673	149	699	2.3	170
C-19															
21	26709	90/90-21	54R	C-19	TT	FRONT	SUPER		2.15	90	695	99	715	2.3	170
21	26104	90/100-21	57R	C-19	TT	FRONT	SUPER		2.15	90	713	113	735	2.3	130
C-18															
18	26330	110/100-18	59R	C-18	TT	REAR	SUPER LIGHT		2.50	109	677	136	703	2.3	170
18	26557	120/90-18	65R	C-18	TT	REAR	SUPER LIGHT		2.75	119	673	149	699	2.3	170

Technical information

Inch	Code	Tyre size	LL/SS	Tread pattern	Type (TT/TL)	F/R	Version	Stripe colour	Rim (inch)	Tyre dimensions E.T.R.T.O. (mm)				Max. inflation (BAR)	Max speed (km/h)
										Design		Max. in service			
										Section width	Overall diameter	Overall width	Overall diameter		
19	26641	100/90-19	57M	C-18	TT	REAR	SUPER LIGHT		2.50	101	663	216	685	2.3	130
19	26614	110/90-19	62M	C-18	TT	REAR	SUPER LIGHT		2.75	109	681	136	705	2.3	130
XT-754															
18	28022	120/90-18	65M*	XT 754	TT		SUPER LIGHT		2.75	119	673	149	699	2.3	170
C-19															
21	26710	90/90-21	54R	C-19	TT	FRONT	SUPER LIGHT		2.15	90	695	99	715	2.3	170
21	26105	90/100-21	54R	C-19	TT	FRONT	SUPER LIGHT		2.15	90	713	113	735	2.3	130
XT-454															
18	28082	110/100-18	54M*	XT-454	TT	REAR	SUPER SOFT	2x	2.50	109	677	136	703	2.3	130
XT-946															
18	28004	120/100-18	68M	XT-946	TT	REAR	ICE SOFT	WHITE	2.75	119	697	149	725	2.3	130
ENDURO															
EF-07															
18	26408	110/80-18	58M	EF-07	TT	REAR	SUPER		2.50	109	633	136	655	2.8	130
18	26406	120/90-18	71R	EF-07	TT	REAR	SUPER		2.75	119	673	149	699	2.8	170
18	26276	130/90-18	69R	EF-07	TT	REAR	SUPER		2.75	129	691	161	719	2.3	170
18	26280	140/80-18	70R	EF-07	TT	REAR	SUPER		3.50	142	681	178	707	2.3	170
EF-05															
19	26522	120/80-19	63R	EF-05	TT	REAR	SUPER		2.75	119	675	148	699	2.3	170
C-19															
21	26709	90/90-21	54R	C-19	TT	FRONT	SUPER		2.15	90	695	99	715	2.3	170
21	26104	90/100-21	57R	C-19	TT	FRONT	SUPER		2.15	90	713	113	735	2.3	130
EXTREME ENDURO															
EF-07															
18	26402	120/90-18	71R	EF-07	TT	REAR	SUPER LIGHT		2.75	119	673	149	699	2.8	170
18	26278	130/90-18	69R	EF-07	TT	REAR	SUPER LIGHT		2.75	129	691	161	719	2.3	170
18	26274	140/80-18	70R	EF-07	TT	REAR	SUPER LIGHT		3.50	142	681	178	707	2.3	170
EF-07															
18	26273	140/80-18	70R*	EF-07	TT	REAR	SUPER SOFT	2x	3.50	142	681	178	707	2.3	170
C-19															
21	26710	90/90-21	54R	C-19	TT	FRONT	SUPER LIGHT		2.15	90	695	99	715	2.3	170
RALLY															
E-12															
18	24620	140/80-18	70R	E-12	TT	REAR			3.50	142	681	156	707	2.3	170
E-13															
21	24621	90/90-21	54R	E-13	TT	FRONT			2.15	90	695	99	715	2.3	170
C-21															
21	26654	90/90-21	54R	C-21	TT	FRONT	SUPER		2.15	90	695	99	715	2.3	170
TRIAL															
ET-01															
18	24883	4.00-18	64M	ET-01	TL	REAR			2.50	108	671	124	697	2.3	130
18	24885	4.00-18	64M	ET-01	TL	REAR	X PRO	2x	2.50	108	671	124	697	2.3	130
21	24667	2.75-21	45M	ET-01	TL	FRONT			1.85	75	689	86	707	2.3	130

Technical information

Inch	Code	Tyre size	LL/SS	Tread pattern	Type (TT/TL)	F/R	Version	Stripe colour	Rim (inch)	Tyre dimensions E.T.R.T.O. (mm)				Max. inflation (BAR)	Max speed (km/h)
										Design		Max. in service			
										Section width	Overall diameter	Overall width	Overall diameter		
SPEEDWAY															
SW-13															
22	24845	2.75-22	50P*	SW-13	TT	F + R	LONG TRACK		1.85	75	740	86	758	2.3	150
SW-07															
19	24532	3.75-19	61P*	SW-07	TT	REAR			2.15	99	697	129	711	2.3	150
SW-08															
21	24696	3.00-21	57P*	SW-08	TT	REAR	ICE SPEEDWAY		1.85	80	703	86	715	2.3	150
23	24854	2.50-23	48P*	SW-08	TT	REAR	ICE SPEEDWAY		1.50	64	735	74	750	2.3	150
SW-10															
17	24100	3.00-17	50P*	SW-10	TT	REAR			1.85	80	602	92	711	2.3	150
SW-11															
19	24796	2 1/4-19	30P*	SW-11	TT	FRONT			2.15	99	697	129	711	2.3	150
SW-12															
23	24850	2.75-23	48P*	SW-12	TT	FRONT			1.85	75	715	86	733	2.3	150
SW-14															
10	24025	2.50-10	4PR*	SW-14	TT	F + R			1.50	68	389	80	414		
FLAT TRACK															
H-18															
19	23413	130/80-19 (27x7-19)	71H	H-18	TT	FRONT	ROAD		3.00	129	691	142	705	2.3	210
19	23440	140/80-19 (27.5x7.5-19)	71H	H-18	TT	REAR	ROAD		3.50	142	707	156	723	2.3	210
19	23409	130/80-19 (27x7-19)	NHS	H-18	TT	FRONT	FLAT TRACK		3.00	129	691	142	705	2.3	210
19	23438	140/80-19 (27.5x7.5-19)	NHS	H-18	TT	REAR	FLAT TRACK		3.50	142	707	156	723	2.3	210
FT-18															
19	23443	27.5x7.5-19	NHS	FT-18	TT	REAR	FLAT TRACK		3.50	142	707	156	723	2.3	210
19	23446	27x7-19	NHS	FT-18	TT	FRONT	FLAT TRACK		3.00	129	691	142	705	2.3	210
SCOOTER															
COMMUTING															
TOURING FORCE-SC															
10	598262	3.50-10	51P	TOURING FORCE-SC	TL	F/R			2.50	92	437	99	448	2.5	150
10	598190	90/90-10	50J	TOURING FORCE-SC	TL	F/R			2.15	90	416	97	428	2.5	100
10	598192	100/80-10	53L	TOURING FORCE-SC	TL	F/R			2.50	101	414	109	426	2.5	100
10	598194	100/90-10 REINF.	61J	TOURING FORCE-SC	TL	F/R			2.50	101	434	109	444	3	100
10	598263	120/90-10	66L	TOURING FORCE-SC	TL	F/R			2.75	119	470	129	486	1.75	120
10	598195	130/70-10 REINF.	59P	TOURING FORCE-SC	TL	REAR			3.50	129	436	139	448	2.8	150
10	598264	130/90-10	61L	TOURING FORCE-SC	TL	REAR			3.00	129	488	139	504	1.75	120
12	598265	110/70-12	47P	TOURING FORCE-SC	TL	F/R			3.00	110	459	119	469	2.3	150
12	598277	110/80-12	61L	TOURING FORCE-SC	TL	F/R			2.50	109	481	118	493	2.5	120
12	598278	110/90-12	64P	TOURING FORCE-SC	TL	FRONT			2.50	109	503	118	517	2.5	150
12	592158	120/70-12	51L	TOURING FORCE-SC	TL	F/R			3.50	122	473	132	485	2.3	120
12	592169	120/70-12	51S	TOURING FORCE-SC	TL	F/R			3.50	122	473	132	485	2.8	180
12	592141	120/70-12 REINF.	58P	TOURING FORCE-SC	TL	F/R			3.50	122	473	132	485	2.8	150
12	592542	130/70-12	56L	TOURING FORCE-SC	TL	F/R			3.50	129	487	139	499	2.3	120
12	592533	130/70-12 REINF.	64P	TOURING FORCE-SC	TL	F/R			3.50	129	487	139	499	2.8	150

Technical information

Inch	Code	Tyre size	LL/SS	Tread pattern	Type (TT/TL)	F/R	Version	Stripe colour	Rim (inch)	Tyre dimensions E.T.R.T.O. (mm)				Max. inflation (BAR)	Max speed (km/h)
										Design		Max. in service			
										Section width	Overall diameter	Overall width	Overall diameter		
12	598196	140/70-12 REINF.	65P	TOURING FORCE-SC	TL	REAR			4.00	141	501	152	515	2.8	150
13	598197	110/90-13	56P	TOURING FORCE-SC	TL	FRONT			2.50	109	528	120	542	2.3	150
13	598280	120/70-13	53L	TOURING FORCE-SC	TL	FRONT			3.50	122	498	134	510	2.3	120
13	598282	120/70-13	53P	TOURING FORCE-SC	TL	FRONT			3.50	122	498	134	510	2.8	150
13	598198	130/60-13	53J	TOURING FORCE-SC	TL	F/R			3.50	129	486	142	496	2.3	100
13	598199	130/60-13 REINF.	60P	TOURING FORCE-SC	TL	F/R			3.50	129	486	142	496	2.8	150
13	598200	130/70-13 REINF.	63P	TOURING FORCE-SC	TL	REAR			3.50	129	512	142	524	2.8	150
13	598223	140/60-13	57L	TOURING FORCE-SC	TL	REAR			3.75	139	498	153	510	2.3	120
13	598224	140/60-13 REINF.	63P	TOURING FORCE-SC	TL	REAR			3.75	139	498	153	510	2.8	150
13	595134	150/70-13	64S	TOURING FORCE-SC	TL	REAR			4.25	151	540	166	554	2.3	180
14	598283	80/80-14 REINF.	53L	TOURING FORCE-SC	TL	F/R			1.85	80	484	88	492	3	120
14	598225	80/90-14	40P	TOURING FORCE-SC	TL	F/R			1.85	80	500	88	510	2.3	150
14	595135	90/90-14	46P	TOURING FORCE-SC	TL	F/R			2.15	90	518	99	530	2.3	150
14	598284	100/70-14 REINF.	53L	TOURING FORCE-SC	TL	F/R			2.50	100	498	110	507	2.8	120
14	595136	100/90-14 REINF.	57P	TOURING FORCE-SC	TL	F/R			2.50	101	536	111	548	2.8	150
14	598285	110/80-14	59P	TOURING FORCE-SC	TL	REAR			2.50	109	532	120	544	2.8	150
14	598227	120/70-14	55L	TOURING FORCE-SC	TL	F/R			3.50	122	524	134	536	2.3	120
14	598228	120/70-14	55P	TOURING FORCE-SC	TL	F/R			3.50	122	524	134	536	2.3	150
14	598233	120/70-14	55S	TOURING FORCE-SC	TL	F/R			3.50	122	524	134	536	2.3	180
14	595138	120/80-14	58S	TOURING FORCE-SC	TL	F/R			2.75	119	548	131	562	2.3	180
14	595131	140/60-14 REINF.	64P	TOURING FORCE-SC	TL	REAR			3.75	139	524	153	536	2.8	150
14	595132	140/60-14 REINF.	64S	TOURING FORCE-SC	TL	REAR			3.75	139	524	153	536	2.8	180
14	592514	140/70-14 REINF.	68P	TOURING FORCE-SC	TL	REAR			3.75	139	552	153	566	2.8	150
14	592527	140/70-14 REINF.	68S	TOURING FORCE-SC	TL	REAR			3.75	139	552	153	566	2.8	180
14	598234	150/70-14	66S	TOURING FORCE-SC	TL	REAR			4.25	151	566	166	580	2.3	180
15	595133	120/70-15	56P	TOURING FORCE-SC	TL	FRONT			3.50	122	549	134	561	2.3	150
15	595137	120/70-15	56S	TOURING FORCE-SC	TL	FRONT			3.50	122	549	134	561	2.3	180
15	598235	130/80-15	63P	TOURING FORCE-SC	TL	REAR			3.00	129	589	142	603	2.3	150
15	598286	140/70-15 REINF.	69P	TOURING FORCE-SC	TL	REAR			3.75	139	577	142	591	2.8	150
16	598236	80/90-16 REINF.	48P	TOURING FORCE-SC	TL	F/R			1.85	80	550	88	560	2.3	150
16	598287	80/80-16 REINF.	45P	TOURING FORCE-SC	TL	F/R			1.85	80	534	88	542	2.8	150
16	598288	90/80-16 REINF.	51P	TOURING FORCE-SC	TL	F/R			2.15	90	550	99	560	2.8	150
16	595139	100/80-16	50P	TOURING FORCE-SC	TL	FRONT			2.50	101	566	111	578	2.3	150
16	592156	110/70-16	52P	TOURING FORCE-SC	TL	F/R			3.00	110	560	121	570	2.3	150
16	592170	110/70-16	52S	TOURING FORCE-SC	TL	F/R			3.00	110	560	121	570	2.3	180
16	598289	120/70-16	57P	TOURING FORCE-SC	TL	FRONT			3.50	122	574	134	586	2.3	150
16	595141	120/80-16	60P	TOURING FORCE-SC	TL	REAR			2.75	119	598	131	612	2.3	150
16	595143	130/70-16	61P	TOURING FORCE-SC	TL	REAR			3.50	129	588	142	600	2.3	150
16	595144	140/70-16	65P	TOURING FORCE-SC	TL	REAR			3.75	139	602	153	616	2.3	150
16	595145	140/70-16	65S	TOURING FORCE-SC	TL	REAR			3.75	139	602	153	616	2.3	180
MC 20 MONSUM															
10	573157	3.50-10	51P	MC 20	TL		M+S		2.50	92	437	99	448	2.5	150
10	577616	3.50-10	51P	MC 20	TL		HARD		2.50	92	437	99	448	2.5	150

Technical information

Inch	Code	Tyre size	LL/SS	Tread pattern	Type (TT/TL)	F/R	Version	Stripe colour	Rim (inch)	Tyre dimensions E.T.R.T.O. (mm)				Max. inflation (BAR)	Max speed (km/h)
										Design		Max. in service			
										Section width	Overall diameter	Overall width	Overall diameter		
10	573144	120/90-10	57L	MC 20	TL		M+S		2.75	119	470	129	486	1.75	120
10	573155	130/90-10	61L	MC 20	TL		M+S		3.00	129	488	139	504	1.75	120
10	573160	120/70-10 REINF.	54L	MC 20	TL		M+S		3.50	122	422	132	434	2.8	120
11	573166	110/70-11	45L	MC 20	TL		M+S		3.00	110	433	121	442	2.3	120
11	573169	120/70-11 REINF.	56L	MC 20	TL		M+S		3.50	122	447	132	459	2.8	120
12	586712	90/90-12	54J	MC 20	TL		M+S		2.15	90	467	97	479	2.5	100
12	573171	120/70-12 REINF.	58P	MC 20	TL		M+S		3.50	122	473	132	485	2.8	150
12	573175	130/70-12 REINF.	62P	MC 20	TL		M+S		3.50	129	487	139	499	2.8	150
13	573178	130/60-13 REINF.	60P	MC 20	TL		M+S		3.50	129	486	142	496	2.8	150
MC 6															
10	573925	110/80-10	61J	MC 6	TL/TT				2.50	109	430	118	442	2.5	100
MC 17															
10	573060	120/90-10	56J	MC 17	TL				2.75	119	470	129	486	1.75	100
10	573061	130/90-10	61J	MC 17	TL				3.00	129	488	139	504	1.75	100
10	573063	150/80-10	65 L	MC 17	TL				3.50	150	494	165	510	1.75	120
MC 19															
12	573064	120/80-12	55J	MC 19	TL				2.75	119	497	129	511	1.75	100
12	573068	130/80-12	60J	MC 19	TL				3.00	129	513	139	527	1.75	100
SCOOTER SPORT															
MC 34															
10	573083	90/90-10	50P	MC 34	TL				2.15	90	416	97	428	2.5	150
10	574245	100/90-10	56P	MC 34	TL				2.50	101	434	109	446	2.5	150
12	573094	110/70-12	53P	MC 34	TL				3.00	110	459	119	469	2.3	150
12	573096	120/70-12	51P	MC 34	TL				3.50	122	473	132	485	2.8	150
12	574248	130/70-12	62P	MC 34	TL				3.50	129	487	139	499	2.8	150
MC 35 S-RACER 2.0															
10	574253	100/90-10	56P	MC 35	TL				2.50	101	434	109	446	2.5	150
10	574252	3.50-10	51P	MC 35	TL				2.50	92	437	99	448	2.5	150
12	574249	100/90-12	49P	MC 35	TL				2.50	101	485	109	497	1.75	150
12	574251	120/80-12	55P	MC 35	TL				2.75	119	497	129	511	1.75	150
SCOOTER RACING															
MC 35 S-RACER 2.0															
10	574285	3.50-10	51P	MC 35	TL		SOFT		2.50	92	437	99	448	2.5	150
12	574283	100/90-12	49P	MC 35	TL		SOFT		2.50	101	485	109	497	1.75	150
12	574284	120/80-12	55P	MC 35	TL		SOFT		2.75	119	497	129	511	1.75	150
12	574254	100/90-12	49P	MC 35	TL		SUPER SOFT		2.50	101	485	109	497	1.75	150
12	574272	120/80-12	55P	MC 35	TL		SUPER SOFT		2.75	119	497	129	511	1.75	150
10	574280	3.50-10	51P	MC 35	TL		SUPER SOFT		2.50	92	437	99	448	2.5	150
10	574293	3.50-10	51P	MC 35	TL		MEDIUM		2.50	92	437	99	448	2.5	150
10	574295	100/90-10	56P	MC 35	TL		MEDIUM		2.50	101	434	109	446	2.5	150
12	574287	100/90-12	49P	MC 35	TL		MEDIUM		2.75	119	497	129	511	1.75	150
12	574291	120/80-12	55P	MC 35	TL		MEDIUM		2.75	119	497	129	511	1.75	150

Technical information

Inch	Code	Tyre size	LL/SS	Tread pattern	Type (TT/TL)	F/R	Version	Stripe colour	Rim (inch)	Tyre dimensions E.T.R.T.O. (mm)				Max. inflation (BAR)	Max speed (km/h)
										Design		Max. in service			
										Section width	Overall diameter	Overall width	Overall diameter		
MC 20 MONSUM															
10	596717	3.50-10	51P*	MC 20	TL		SOFT		2.50	92	437	99	448	2.5	150
12	596779	100/90-12	49P*	MC 20	TL		SOFT		2.50	101	485	109	497	1.75	150
12	596785	120/80-12	55P*	MC 20	TL		SOFT		2.75	119	497	129	511	1.75	150
MC 34															
10	573084	90/90-10	50P	MC 34	TL		SUPER SOFT		2.15	90	416	97	428	2.5	150
10	574809	100/90-10	56P	MC 34	TL		SUPER SOFT		2.50	101	434	109	446	2.5	150
12	573095	110/70-12	53P	MC 34	TL		SUPER SOFT		3.00	110	459	119	469	2.3	150
12	573099	120/70-12	51P	MC 34	TL		SUPER SOFT		3.50	122	473	132	485	2.8	150
12	574814	130/70-12	62P	MC 34	TL		SUPER SOFT		3.50	129	487	139	499	2.8	150
SCOOTER WINTER															
MC 32 WIN SCOOT															
10	573110	3.50-10	51P	MC 32	TL/TT				2.50	92	437	99	448	2.5	150
10	573109	100/80-10	53P	MC 32	TL/TT				2.50	101	414	109	426	2.5	150
10	573114	120/70-10 REINF.	54L	MC 32	TL/TT				3.50	122	422	132	434	2.8	120
10	573113	120/90-10	57L	MC 32	TL				2.75	119	470	129	486	1.75	120
10	573111	130/90-10	61L	MC 32	TL				3.00	129	488	139	504	1.75	120
11	573115	110/70-11	45P	MC 32	TL/TT				3.00	110	433	121	442	2.3	150
12	573121	120/70-12	58P	MC 32	TL				3.50	122	473	132	485	2.8	150
12	573120	130/70-12	62P	MC 32	TL				3.50	129	487	139	499	2.8	150
13	573116	130/60-13 REINF.	60P	MC 32	TL				3.50	129	486	142	496	2.8	150
14	573101	80/80-14 REINF.	53L	MC 32	TL/TT				1.85	80	484	88	492	3	120
14	573102	100/70-14 REINF.	53L	MC 32	TL/TT				2.50	100	498	110	507	2.8	120
14	573122	110/80-14 REINF.	59P	MC 32	TL/TT				2.50	109	532	120	544	2.8	150
16	573129	90/80-16 REINF.	52P	MC 32	TL/TT				2.15	90	550	99	560	2.8	150
16	573103	100/80-16	50P	MC 32	TL				2.50	101	566	111	578	2.3	150
16	573107	110/70-16	52P	MC 32	TL				3.00	110	560	121	570	2.3	150
16	573104	120/80-16	60P	MC 32	TL				2.75	119	598	131	612	2.3	150
SCOOTER CLASSIC															
B-14															
10	573390	3.50-10 REINF.	59J	B 14	TT				2.50	92	437	99	448	2.5	100
10	573384	4.00-10C	69J	B 14	TT		4PR		3.00	114	465	120	480	3.5	100
10	573385	4.00-10C	74J	B 14	TT		6PR		3.00	114	465	120	480	4.25	100
B-13															
8	573368	3.50-8	46J	B 13	TT		4PR		2.50	92	386	99	397	2.5	100
8	573354	4.00-8C	71J	B 13	TT		6PR		3.00	108	415	117	427	4.25	100
8	573356	4.00-8C	66N	B 13	TL/TT		4PR		3.00	108	415	117	427	3.5	140
S-03															
8	22021	4.00-8	63J	S-03	TT				2.50	105	415	113	429	2.5	100
S-04															
8	22086	4.00-8C	66L	S-04	TT				2.50	108	415	113	429	2.5	120
MC 22 ELEGANCE															
10	573905	100/80-10	53L	MC 22	TL				2.50	101	414	109	426	2.5	120

Technical information

Inch	Code	Tyre size	LL/SS	Tread pattern	Type (TT/TL)	F/R	Version	Stripe colour	Rim (inch)	Tyre dimensions E.T.R.T.O. (mm)				Max. inflation (BAR)	Max speed (km/h)
										Design		Max. in service			
										Section width	Overall diameter	Overall width	Overall diameter		
10	573927	120/70-10 REINF.	54L	MC 22	TL				3.50	122	422	132	434	2.8	120
MC 12															
10	573877	3.00-10	42J	MC 12	TL/TT				2.15	80	413	86	422	2.5	100
MC 5															
12	573930	3.00-12	47J	MC 5	TT				2.10	80	464	86	473	2.5	100
S-05															
12	222051	3.25-12	55J	S-05	TT				2.10	88	475	95	487	2.5	100
12	222071	3.50-12	64J	S-05	TT				2.50	92	488	99	501	2.5	100
SCOOTER WHITE WALL															
MC 20 MONSUM															
10	573158	3.50-10	51P	MC 20	TL		M+S		2.50	92	437	99	448	2.5	150
10	573161	120/70-10 REINF.	54L	MC 20	TL		M+S		3.50	122	422	132	434	2.8	120
11	573167	110/70-11	45L	MC 20	TL		M+S		3.00	110	433	121	442	2.3	120
11	576884	120/70-11 REINF.	56L	MC 20	TL		M+S		3.50	122	447	132	459	2.8	120
12	573173	120/70-12 REINF.	58P	MC 20	TL		M+S		3.50	122	473	132	485	2.8	150
12	573176	130/70-12 REINF.	62P	MC 20	TL		M+S		3.50	129	487	139	499	2.8	150
MC 22 ELEGANCE															
10	573955	100/80-10	53L	MC 22	TL				2.50	101	414	109	426	2.5	120
10	573961	120/70-10 REINF.	54L	MC 22	TL				3.50	122	422	132	434	2.8	120
MC 12															
10	573949	3.00-10	42J	MC 12	TL/TT				2.15	80	413	86	422	2.5	100
MC 18															
10	573953	3.50-10	51P	MC 18	TL				2.50	92	437	99	448	2.5	150
B 13															
8	573379	3.50-8	46J	B 13	TT		4PR		2.50	92	386	99	397	2.5	100
8	573359	4.00-8C	66J	B 13	TT		4PR		3.00	108	415	117	427	3.5	100
B 14															
10	573392	3.50-10	51J	B 14	TT				2.50	92	437	99	448	2.5	100
B 61															
10	573387	4.50-10C	76N	B 61	TL		6PR		3.50	125	495	135	504	4.25	140
MOPED															
MC 51															
17	572963	2.50-17	43P	MC 51	TL		M+S		1.50	64	568	70	580	2.8	150
17	572964	2.75-17	47P	MC 51	TL		M+S		1.85	75	588	81	600	2.8	150
MC 11															
17	572974	2-17 REINF.	31J	MC 11	TT				1.35	55	544	58	552	2.8	100
17	572976	2 1/4-17 REINF.	39J	MC 11	TT				1.50	62	558	66	566	2.8	100
17	572975	2 1/2-17 REINF.	43J	MC 11	TL/TT				1.60	68	574	72	584	2.8	100
17	572973	2 3/4-17 REINF.	47J	MC 11	TL/TT				1.85	75	584	80	594	2.8	100
18	572965	2.50-18 REINF.	45P	MC 11	TT				1.50	64	593	74	605	2.8	150
MC 2															
16	572949	2 1/4-16 REINF.	38J	MC 2	TT				1.50	62	532	66	540	2.8	100
16	572950	2 1/2-16 REINF.	42J	MC 2	TL/TT				1.60	68	548	72	558	2.8	100

Technical information

Inch	Code	Tyre size	LL/SS	Tread pattern	Type (TT/TL)	F/R	Version	Stripe colour	Rim (inch)	Tyre dimensions E.T.R.T.O. (mm)				Max. inflation (BAR)	Max speed (km/h)
										Design		Max. in service			
										Section width	Overall diameter	Overall width	Overall diameter		
16	572952	2 3/4-16 REINF.	46J	MC 2	TL/TT				1.85	75	558	80	568	2.8	100
16	572947	3 1/4-16	54J	MC 2	TL/TT				1.85	81	586	94	598	2.5	100
B 8															
16	572901	2 1/4-16 REINF.	38J	B 8	TT				1.50	62	532	66	540	2.8	100
16	572916	2 1/2-16 REINF.	42J	B 8	TT				1.60	68	548	72	558	2.8	100
B 7															
17	572938	2 3/4-17 REINF.	47J	B 7	TL/TT				1.85	75	584	80	594	2.8	100
B 4															
17	572943	2 1/4-17 REINF.	39J	B 4	TT				1.50	62	558	66	566	2.8	100
17	572944	2 1/2-17 REINF.	43J	B 4	TT				1.60	68	574	72	584	2.8	100
18	572942	2 1/4-18 REINF.	42J	B 4	TT				1.50	62	583	66	591	2.8	100
B 3															
18	572941	2 1/2-18 REINF.	43J	B 3	TT				1.60	68	599	72	609	2.8	100
M-02															
19	821310	2-19	24B	M-02	TT				1.35	55	595	58	603	2.5	50
19	821350	2 1/4-19	30B	M-02	TT				1.50	62	609	66	617	2.5	50
MOPED WHITE WALL															
18	572940	2 1/4-18 REINF.	42J	B 4	TT				1.50	62	583	66	591	2.8	100
16	572903	2 1/4-16 REINF.	38J	B 8	TT				1.50	62	532	66	540	2.8	100
17	572937	2 3/4-17 REINF.	47J	B 7	TL/TT				1.85	75	584	80	594	2.8	100
16	572948	2 3/4-16	46J	MC 2	TL/TT				1.85	75	558	80	568	2.8	100
16	572946	2 1/2-16	42J	MC 2	TL/TT				1.60	68	548	72	558	2.8	100
17	572969	2 1/4-17	39J	MC 11	TT				1.50	62	558	66	566	2.8	100

Scooter replacements

OLD SCOOTER LINE				
Cat. CODE	Tyre size	LL/SS	Tread pattern	Type (TT/TL)
573884	90/90-10	50J	MC 13	TL/TT
573896	100/80-10	56J	MC 6	TL/TT
573910	100/90-10	61J	MC 6	TL/TT
573928	130/70-10	59P	MC 25 BOGART	TL
573926	3.50-10	51P	MC 18	TL
573071	120/90-10	57L	MC 29 SPORTY 3+	TL
573072	130/90-10	61L	MC 29 SPORTY 3+	TL
573201	120/70-12	51L	MC 16	TL
573287	120/70-12	51S	MC 28 DIAMOND S	TL
573204	120/70-12	58P	MC 16	TL
573934	120/70-12	58P	MC 25 BOGART	TL
573074	120/70-12	58P	MC 29 SPORTY 3+	TL
573227	120/70-12	58P	MC 38 MAX SCOOT	TL
573206	130/70-12	56L	MC 16	TL
576850	130/70-12	64P	MC 16	TL
573077	130/70-12	62P	MC 29 SPORTY 3+	TL
573232	130/70-12	62P	MC 38 MAX SCOOT	TL
573222	140/70-12	65P	MC 16	TL
573199	110/70-12	47P	MC 16	TL
573191	110/80-12	61L	MC 16	TL
573180	110/90-12	64P	MC 16	TL
573348	150/70-13	64S	MC 28 DIAMOND S	TL
573288	110/90-13	56P	MC 28 DIAMOND S	TL
573221	130/60-13	53J	MC 16	TL
573223	130/60-13	60P	MC 16	TL
573078	130/60-13	60P	MC 29 SPORTY 3+	TL
573291	130/70-13	63P	MC 28 DIAMOND S	TL
573224	140/60-13	57L	MC 16	TL
573321	140/60-13	57L	MC 28 DIAMOND S	TL
573324	140/60-13	63P	MC 28 DIAMOND S	TL
573080	140/60-13	63P	MC 29 SPORTY 3+	TL
573220	120/70-13	53L	MC 16	TL
573225	120/70-13	60P	MC 16	TL
573235	90/90-14	46P	MC 38 MAX SCOOT	TL
573237	100/90-14	57P	MC 38 MAX SCOOT	TL
573293	120/80-14	58S	MC 28 DIAMOND S	TL
573239	120/80-14	58S	MC 38 MAX SCOOT	TL
573294	140/60-14	64P	MC 28 DIAMOND S	TL
573243	140/60-14	64S	MC 38 MAX SCOOT	TL
573332	140/70-14	68P	MC 28 DIAMOND S	TL
585534	140/70-14	68P	MC 38 MAX SCOOT	TL
573246	140/70-14	68S	MC 38 MAX SCOOT	TL
574178	80/90-14	40P	MC 38 MAX SCOOT	TL
573326	120/70-14	55L	MC 28 DIAMOND S	TL
573328	120/70-14	55P	MC 28 DIAMOND S	TL
573329	120/70-14	55S	MC 28 DIAMOND S	TL
573351	150/70-14	66S	MC 28 DIAMOND S	TL
573936	80/80-14	53L	MC 26 CAPRI	TL/TT
573937	100/70-14	53L	MC 26 CAPRI	TL/TT
573938	110/80-14	59M	MC 26 CAPRI	TL/TT
573337	120/70-15	56P	MC 28 DIAMOND S	TL
573338	120/70-15	56S	MC 28 DIAMOND S	TL
573281	120/70-15	56S	MC 38 MAX SCOOT	TL
573334	130/80-15	63P	MC 28 DIAMOND S	TL
573296	140/70-15	69P	MC 28 DIAMOND S	TL

NEW SCOOTER LINE				
Cat. CODE	Tyre size	LL/SS	Tread pattern	Type (TT/TL)
598190	90/90-10	50J	Touring Force-SC	TL
598192	100/80-10	53L	Touring Force-SC	TL
598194	100/90-10	61J	Touring Force-SC	TL
598195	130/70-10	59P	Touring Force-SC	TL
598262	3.50-10	51P	Touring Force-SC	TL
598263	120/90-10	66L	Touring Force-SC	TL
598264	130/90-10	61L	Touring Force-SC	TL
592158	120/70-12	51L	Touring Force-SC	TL
592169	120/70-12	51S	Touring Force-SC	TL
592141	120/70-12	58P	Touring Force-SC	TL
592141	120/70-12	58P	Touring Force-SC	TL
592141	120/70-12	58P	Touring Force-SC	TL
592141	120/70-12	58P	Touring Force-SC	TL
592542	130/70-12	56L	Touring Force-SC	TL
592533	130/70-12	64P	Touring Force-SC	TL
592533	130/70-12	64P	Touring Force-SC	TL
592533	130/70-12	64P	Touring Force-SC	TL
598196	140/70-12	65P	Touring Force-SC	TL
598265	110/70-12	47P	Touring Force-SC	TL
598277	110/80-12	61L	Touring Force-SC	TL
598278	110/90-12	64P	Touring Force-SC	TL
595134	150/70-13	64S	Touring Force-SC	TL
598197	110/90-13	56P	Touring Force-SC	TL
598198	130/60-13	53J	Touring Force-SC	TL
598199	130/60-13	60P	Touring Force-SC	TL
598199	130/60-13	60P	Touring Force-SC	TL
598200	130/70-13	63P	Touring Force-SC	TL
598223	140/60-13	57L	Touring Force-SC	TL
598223	140/60-13	57L	Touring Force-SC	TL
598224	140/60-13	63P	Touring Force-SC	TL
598224	140/60-13	63P	Touring Force-SC	TL
598280	120/70-13	53L	Touring Force-SC	TL
598282	120/70-13	53P	Touring Force-SC	TL
595135	90/90-14	46P	Touring Force-SC	TL
595136	100/90-14	57P	Touring Force-SC	TL
595138	120/80-14	58S	Touring Force-SC	TL
595138	120/80-14	58S	Touring Force-SC	TL
595131	140/60-14	64P	Touring Force-SC	TL
595132	140/60-14	64S	Touring Force-SC	TL
592514	140/70-14	68P	Touring Force-SC	TL
592514	140/70-14	68P	Touring Force-SC	TL
592527	140/70-14	68S	Touring Force-SC	TL
598225	80/90-14	40P	Touring Force-SC	TL
598227	120/70-14	55L	Touring Force-SC	TL
598228	120/70-14	55P	Touring Force-SC	TL
598233	120/70-14	55S	Touring Force-SC	TL
598234	150/70-14	66S	Touring Force-SC	TL
598283	80/80-14	53L	Touring Force-SC	TL
598284	100/70-14	53L	Touring Force-SC	TL
598285	110/80-14	59P	Touring Force-SC	TL
595133	120/70-15	56P	Touring Force-SC	TL
595137	120/70-15	56S	Touring Force-SC	TL
595137	120/70-15	56S	Touring Force-SC	TL
598235	130/80-15	63P	Touring Force-SC	TL
598286	140/70-15	69P	Touring Force-SC	TL

Scooter replacements

OLD SCOOTER LINE				
Cat. CODE	Tyre size	LL/SS	Tread pattern	Type (TT/TL)
573249	100/80-16	50P	MC 38 MAX SCOOT	TL
573319	110/70-16	52P	MC 28 DIAMOND S	TL
573255	110/70-16	52P	MC 38 MAX SCOOT	TL
573320	110/70-16	52S	MC 28 DIAMOND S	TL
573252	120/80-16	60P	MC 38 MAX SCOOT	TL
573305	130/70-16	61P	MC 28 DIAMOND S	TL
573285	130/70-16	61P	MC 38 MAX SCOOT	TL
573311	140/70-16	65P	MC 28 DIAMOND S	TL
573256	140/70-16	65P	MC 38 MAX SCOOT	TL
573316	140/70-16	65S	MC 28 DIAMOND S	TL
574186	80/90-16	45P	MC 38 MAX SCOOT	TL
573869	80/80-16	46M	MC 26 CAPRI	TL/TT
573870	90/80-16	52M	MC 26 CAPRI	TL/TT
573309	120/70-16	57P	MC 28 DIAMOND S	TL

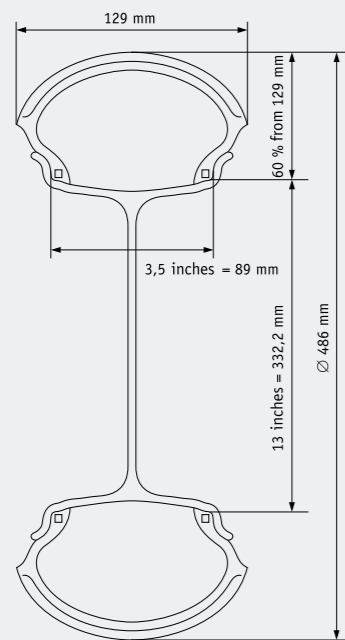

NEW SCOOTER LINE				
Cat. CODE	Tyre size	LL/SS	Tread pattern	Type (TT/TL)
595139	100/80-16	50P	Touring Force-SC	TL
592156	110/70-16	52P	Touring Force-SC	TL
592156	110/70-16	52P	Touring Force-SC	TL
592170	110/70-16	52S	Touring Force-SC	TL
595141	120/80-16	60P	Touring Force-SC	TL
595143	130/70-16	61P	Touring Force-SC	TL
595143	130/70-16	61P	Touring Force-SC	TL
595144	140/70-16	65P	Touring Force-SC	TL
595144	140/70-16	65P	Touring Force-SC	TL
595145	140/70-16	65S	Touring Force-SC	TL
598236	80/90-16	48P	Touring Force-SC	TL
598287	80/80-16	45P	Touring Force-SC	TL
598288	90/80-16	51P	Touring Force-SC	TL
598289	120/70-16	57P	Touring Force-SC	TL

Motocross competition replacements

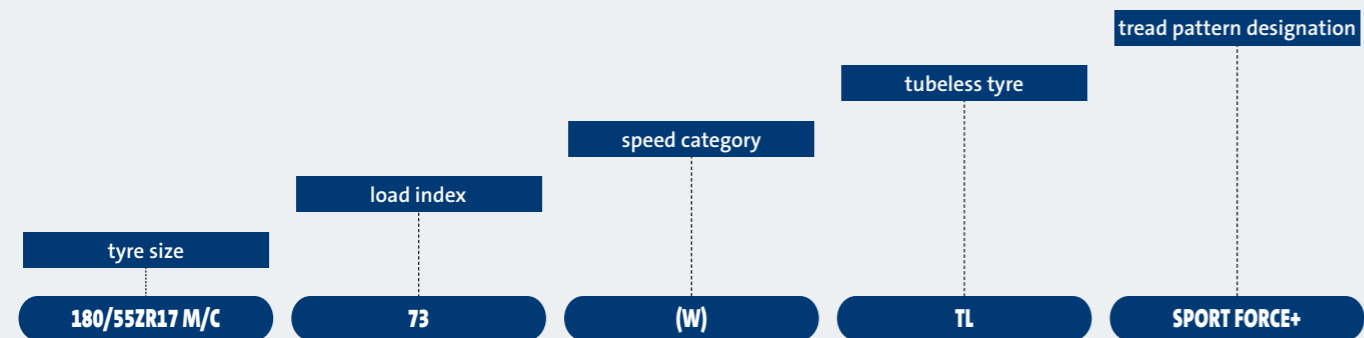
OLD MOTOCROSS COMPETITION LINE (red stripe)				
Cat. CODE	Tyre size	LL/SS	Tread pattern	Type (TT/TL)
26312	100/100-18	59R	C-20	
26318	110/100-18	64R	C-20	
26500	120/90-18	65R	C-20	
26791	100/90-19	57M	C-28 TERRACROSS	
26642	100/90-19	57M	C-20	
26793	110/90-19	62M	C-28 TERRACROSS	
26612	110/90-19	62M	C-20	
26646	110/90-19	62M	C-26	
26520	120/80-19	63M	C-20	
26732	80/100-21	51R	C-21	
26720	80/100-21	51M	C-27	
26655	90/90-21	54R	C-21	
26644	110/90-19	62M	C-24	
26718	80/100-21	51M	C-25	
26310	100/100-18	59R	C-18	
26317	110/100-18	64M	C-18	
26328	110/90-18	61M	C-12	
26344	120/90-18	65M	C-12	
26556	120/90-18	65R	C-18	
26640	100/90-19	57M	C-18	
26626	110/90-19	62M	C-12	
26613	110/90-19	62M	C-18	
26518	120/80-19	63M	C-18	
26730	80/100-21	51R	C-19	
26766	90/90-21	54R	C-15	
26711	90/90-21	54R	C-19	
26107	90/100-21	57R	C-19	
26108	90/100-21	57M	C-27	

NEW MOTOCROSS COMPETITION LINE (red stripe)				
Cat. CODE	Tyre size	LL/SS	Tread pattern	Type (TT/TL)
26315	100/100-18	59M	TERRA FORCE MX-MH	
26649	110/100-18	64M	TERRA FORCE MX-MH	
26353	120/90-18	65M	TERRA FORCE MX-MH	
26797	100/90-19	57M	TERRA FORCE MX-MH	
26797	100/90-19	57M	TERRA FORCE MX-MH	
26798	110/90-19	62M	TERRA FORCE MX-MH	
26798	110/90-19	62M	TERRA FORCE MX-MH	
26798	110/90-19	62M	TERRA FORCE MX-MH	
26516	120/80-19	63M	TERRA FORCE MX-MH	
26733	80/100-21	51M	TERRA FORCE MX-MH	
26733	80/100-21	51M	TERRA FORCE MX-MH	
26761	90/90-21	54M	TERRA FORCE MX-MH	
26157	70/100-14	40M	TERRA FORCE MX-MH	
26647	110/90-19	62M	TERRA FORCE MX-SAND	
26719	80/100-21	51M	TERRA FORCE MX-SAND	
26517	120/80-19	63M	TERRA FORCE MX-SAND	
26633	100/90-19	57M	TERRA FORCE MX-SAND	
26311	100/100-18	59M	TERRA FORCE MX-SM	
26321	110/100-18	64M	TERRA FORCE MX-SM	
26321	110/100-18	64M	TERRA FORCE MX-SM	
26559	120/90-18	65M	TERRA FORCE MX-SM	
26559	120/90-18	65M	TERRA FORCE MX-SM	
26645	100/90-19	57M	TERRA FORCE MX-SM	
26606	110/90-19	62M	TERRA FORCE MX-SM	
26606	110/90-19	62M	TERRA FORCE MX-SM	
26519	120/80-19	63M	TERRA FORCE MX-SM	
26731	80/100-21	51M	TERRA FORCE MX-SM	
26760	90/90-21	54M	TERRA FORCE MX-SM	
26760	90/90-21	54M	TERRA FORCE MX-SM	

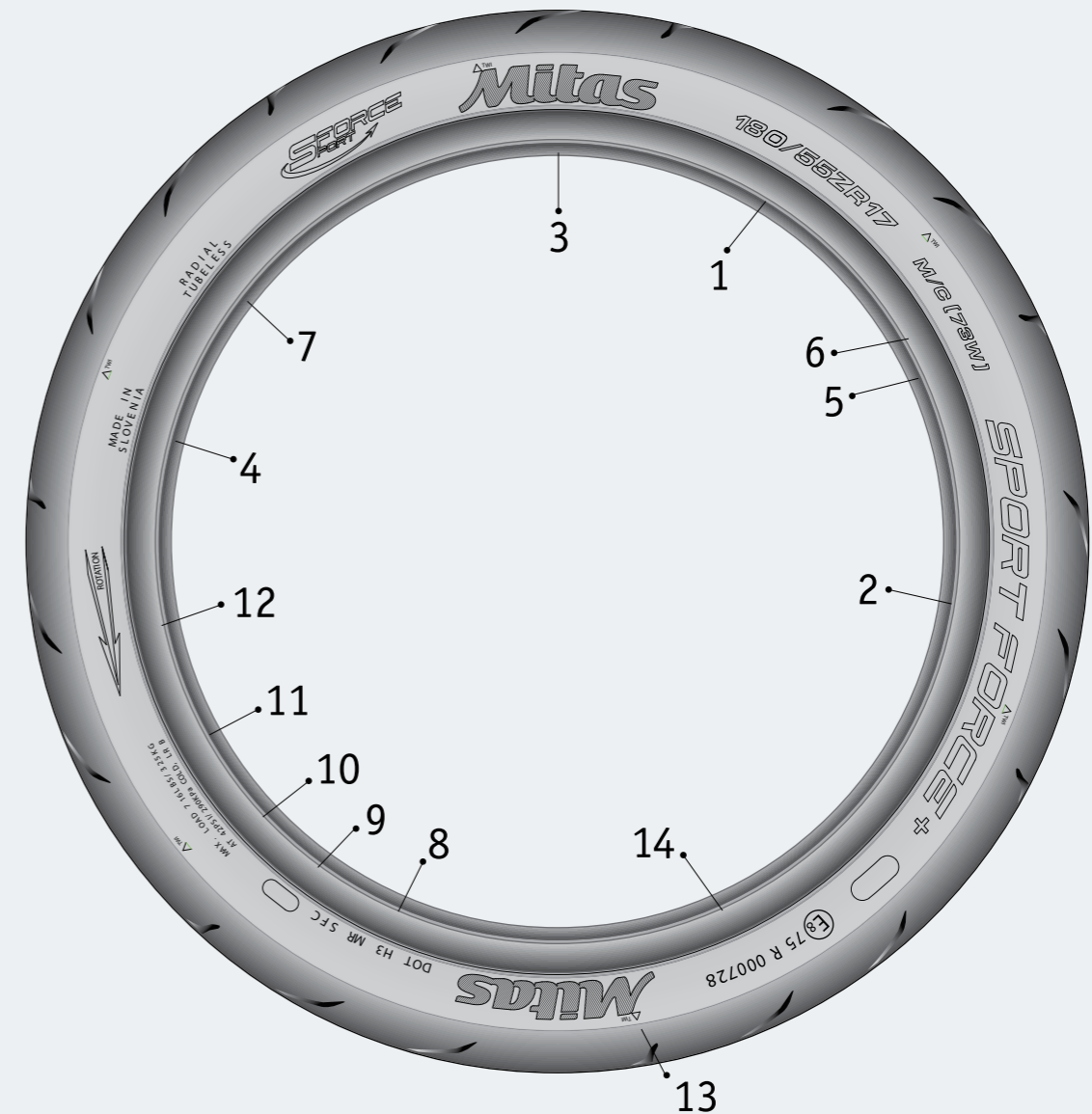
Tyre designations



LOAD INDEX					
U	kg	U	kg	U	kg
0	45.0	40	140.0	80	450.0
1	46.2	41	145.0	81	462.0
2	47.5	42	150.0	82	475.0
3	48.7	43	155.0	83	487.0
4	50.0	44	160.0	84	500.0
5	51.5	45	165.0	85	515.0
6	53.0	46	170.0	86	530.0
7	54.5	47	175.0	87	545.0
8	56.0	48	180.0	88	560.0
9	58.0	49	185.0	89	580.0
10	60.0	50	190.0	90	600.0
11	61.5	51	195.0	91	615.0
12	63.0	52	200.0	92	630.0
13	65.0	53	206.0	93	650.0
14	67.0	54	212.0	94	670.0
15	69.0	55	218.0	95	690.0
16	71.0	56	224.0	96	710.0
17	73.0	57	230.0	97	730.0
18	75.0	58	236.0	98	750.0
19	77.5	59	243.0	99	775.0
20	80.0	60	250.0	100	800.0
21	82.5	61	257.0	101	825.0
22	85.0	62	265.0	102	850.0
23	87.5	63	272.0	103	875.0
24	90.0	64	280.0	104	900.0
25	92.5	65	290.0	105	925.0
26	95.0	66	300.0	106	950.0
27	97.5	67	307.0	107	975.0
28	100.0	68	315.0	108	1000.0
29	103.0	69	325.0	109	1030.0
30	106.0	70	335.0	110	1060.0
31	109.0	71	345.0	111	1090.0
32	112.0	72	355.0	112	1120.0
33	115.0	73	365.0	113	1150.0
34	118.0	74	375.0	114	1180.0
35	121.0	75	387.0	115	1215.0
36	125.0	76	400.0	116	1250.0
37	128.0	77	412.0	117	1285.0
38	132.0	78	425.0	118	1320.0
39	136.0	79	437.0	119	1360.0



Tyre designations



TYRE DESIGNATION	
1. Tyre size: 180/55ZR17	9. Production date:
2. Tread pattern designation: Sport Force+	10. Max. load capacity: 716 lbs
3. Manufacturer: Mitas	Max. inflation pressure: AT 42 PSI COLD
4. Country of origin: Slovenia	11. Load range: B
5. Speed category: (W) (>270 km/h)	12. Direction of rotation: Rotation
6. Load index: 73 (365 kg)	13. Tread wear indicator: TWI
7. Tubeless / Tubetype: Tubeless	14. Homologation No.: E8 75 R 000728
8. DOT marking: DOT H3 MR SFC	

Charts

AMERICAN ALPHA INDICATION

	Inch
H	3.15
J	3.50
L	3.65
M	3.75
N	4.10
P	4.10
R	4.50
S	4.75
T	5.10
U	5.60
V	5.90

ON ROAD TYRES

Front			Rear		
Metric	Inch	Alpha	Metric	Inch	Alpha
80/90	2.50/2.75	MH90	110/90	4.00/4.25	MP85
90/90	2.75/3.00	MJ90	120/90	4.50/4.75	MR90
100/90	3.25/3.50	MM90	130/80	5.00/5.10	
110/90	3.75/4.00	MN90	130/90	5.00/5.10	MT90
120/80	4.25/4.50		140/80	5.50/6.00	
120/90	4.25/4.50	MR90	140/90	5.50/6.00	MJ90
130/90	5.00/5.10	MT90	150/80	6.00/6.25	MV85
			150/90	6.00/6.25	MV85

OFF ROAD TYRES

Front			Rear		
Metric	Metric	Inch	Metric	Metric	Inch
60/100	90/80	2.50/2.75	80/100	80/90	2.50/3.60
70/100	90/80	2.75/3.00	90/100	110/90	3.60/4.10
80/100	100/80	3.00/3.25	100/100	120/80	4.00/4.10
			110/100	130/80	4.00/4.50
			120/100	140/80	5.00/5.10

OFF ROAD TYRE APPLICATION

Engine capacity (ccm)	Front	Rear	Engine capacity (ccm)	Front	Rear	Rear
50	2.50-12 (2.50-10)	2.50-10	125	80/100-21 or 90/90-21	100/100-18	100/90-19
65	3.00-12	2.50-14 (80/100-12)	250	80/100-21 or 90/90-21	110/100-18	110/90-19
85	2.75-17 (60/100-14)	4.10-14 (90/100-14)	over 450	80/100-21 or 90/90-21	120/100-18	120/90-19
85-100	70/100-19	90/100-16	over 450	90/100-21	120/90-18	120/80-19

Charts

COMPARATIVE CHART FOR METRIC-DECIMAL SIZE DESCRIPTION

Tyre Size	Load index		Permitted rim	Tyre Size			
	Standard	Reinforced		Alphanumeric	Metric		
					100	90	80
2.75-16	40	46	1.50-1.85	MH 90-16	80/100-16	80/90-16	90/80-16
3.00-16	40	48	1.60-2.15	MH 90-16	90/100-16	90/90-16	100/80-16
3.25-16	48	55	1.85-2.50	MJ 90 - 16	100/100-16	100/90-16	110/80-16
3.50-16	52	58	1.85-2.50	ML 90-16	100/100-16	100/90-16	110/80-16
4.60-16	58	59	1.85-3.00	MM 90-16	100/100-16	110/90-16	120/80-16
2.75-17	41	47	1.50-1.85	MH 90-17	80/100-17	80/90-17	90/80-17
3.00-17	41	50	1.60-2.15	MH 90-17	90/100-17	90/90-17	100/80-17
4.50-17	50	67	2.15-3.00	MR 90-17	110/100-17	130/90-17	140/80-17
4.60-17	50	62	1.85-3.00	MS 90-17	100/100-17	110/90-17	120/80-17
5.10-17	50	67	2.50-3.50	MT 90-17	110/100-17	130/90-17	140/80-17
2.75-18	42	48	1.50-1.85	MH 90-18	80/100-18	80/90-18	90/80-18
3.00-18	47	52	1.60-2.15	MH 90-18	90/100-18	90/90-18	100/80-18
3.25-18	52	59	1.85-2.50	MJ 90 - 18	100/100-18	100/90-18	110/80-18
3.50-18	56	62	1.85-2.50	ML 90-18	100/100-18	100/90-18	110/80-18
3.60-18	51	62	1.85-2.50	MH 90-18	100/100-18	90/90-18	100/80-18
4.00-18	64	69	2.15-3.00	MN 90-18	110/100-18	120/90-18	130/80-18
4.10-18	60	69	1.85-3.00	ML 90-18	100/100-18	100/90-18	110/80-18
4.25/85-18	64	69	1.85-3.00	MM 90-18	110/100-18	110/90-18	120/80-18
4.25-18	66	69	2.15-3.00	ML 90-18	110/100-18	120/90-18	130/80-18
4.60-18	63	69	1.85-3.00	MR 90-18	110/100-18	120/90-18	130/80-18
3.00-19	49	54	1.60-2.15	MH 90-19	90/100-19	90/90-19	100/80-19
3.25-19	54	54	1.85-2.50	MJ 90-19	100/100-19	100/90-19	110/80-19
3.50-19	54	57	1.85-2.50	ML 90-19	100/100-19	100/90-19	110/80-19
3.60-19	52	54	1.85-2.50	MH 90-19	100/100-19	90/90-19	100/80-19
2.75-21	45	54	1.50-1.85	MH 90-21	80/100-21	80/90-21	90/80-21
3.00-21	51	57	1.60-2.15	MH 90-21	90/100-21	90/90-21	100/80-21

Inflation pressure

RECOMMENDED INFLATION FOR MOTOCROSS TYRES

Tyre use	Front			Rear		
	psi	bar	kPa	psi	bar	kPa
Motocross Hard Terrain	10-12	0.66-0.80	66-80	10-12	0.66-0.80	66-80
Motocross Intermediate	12-14	0.80-0.93	80-93	12-14	0.80-0.93	80-93
Motocross Soft Terrain	12-14	0.80-0.93	80-93	12-14	0.80-0.93	80-93
Desert/Enduro	14-18	0.93-1.20	93-120	14-18	0.93-1.20	93-120
Dual Sport - off road use	18-22	1.20-1.46	120-146	16-26	1.06-1.73	106-173

INSTRUCTIONS FOR USE OF MITAS RACING TYRES (recommendations)

Tread patterns	MC 35		Note
dry surface	tyre pressure front	tyre pressure rear	When seeking the optimal pressure values, the rider's weight must be taken into account. It is recommendable to increase tyre pressure gradually by 0.2 bar until the ideal tyre pressure is reached.
warm weather, rough surface	MEDIUM 1.7 bar - 25 psi	MEDIUM 1.8 bar - 26 psi	
warm weather, smooth surface	SUPER SOFT & SOFT 1.7 bar - 36 psi	SUPER SOFT & SOFT 1.8 bar - 26 psi	
cold weather, rough surface	MEDIUM 2.5 bar - 36 psi	MEDIUM 2.7 bar - 39 psi	
cold weather, smooth surface	SUPER SOFT & SOFT 2.5 bar - 36 psi	SUPER SOFT & SOFT 2.7 bar - 39 psi	
Tread patterns	MC 20		Note
wet surface	tyre pressure front	tyre pressure rear	When seeking the optimal pressure values, the rider's weight must be taken into account. It is recommendable to increase tyre pressure gradually by 0.2 bar until the ideal tyre pressure is reached.
cold weather, wet surface	SUPER SOFT & SOFT 1.4 bar - 20 psi	SUPER SOFT & SOFT 1.6 bar - 23 psi	

RECOMMENDED INFLATION PRESSURES FOR TRAIL TYRES

The recommended inflation pressure for trail tyres depends mainly on the manner of use, load acting on each individual motorcycle axle and a particular type of bike. The recommended inflation values are generally specified by motorcycle manufacturers.

Tyre pressures can be calculated according to ETRTO. We generally recommend that you inflate trail tyres for as follows:

DUAL PURPOSE TYRES (125cc-500cc)	Enduro Trail (Bar)		
	Solo	2 Up Light	2 Up Heavy
Front	1.65-2.35	1.80-2.35	1.95-2.60
Rear	2.15-2.5	2.30-2.60	2.40-2.75
DUAL PURPOSE TYRES (501cc-749cc)	Solo	2 Up Light	2 Up Heavy
Front	1.65-2.35	1.80-2.5	1.95-2.60
Rear	2.15-2.5	2.30-2.60	2.40-2.75
DUAL PURPOSE TYRES (750cc Up)	Solo	2 Up Light	2 Up Heavy
Front	2.15-2.30	2.30-2.40	2.40-2.9
Rear	2.40-2.55	2.55-2.70	2.70-2.9

RECOMMENDED INFLATION PRESSURES FOR SPORT FORCE+ TYRES

The Strong Carcass Technology gives a bit more free hand in choosing optimum inflation pressure. The inflation pressure is defined with regard to the tyre load during the ride and the riding style (alone or with a passenger, extra luggage), and the ride itself (long-lasting highway ride, shorter distances on local roads). We recommend as follows:

SPORT FORCE+	Front	Rear
A ride with a passenger and extra luggage	2.5	2.9
A long ride at high speeds on a highway	2.5	2.9
A solo ride on a heavier motorcycle (naked, touring)	2.3 – 2.5	2.4 – 2.6
A solo ride on a lighter motorcycle (sport)	2.1 – 2.4	2.2 – 2.5
A solo ride on an extra light motorcycle (Supermoto)	2.0 – 2.3	1.9 – 2.4
A racetrack ride	2.3	1.8 – 2.3

Tyre maintenance

Tyres are the only part of a motorcycle, which are in contact with the road. Safety in acceleration, braking, steering and cornering thus depend on relative small contact area between the tyre and road. This is a reason that tyres should be maintained in good condition through all lifetime. Tyres may only be replaced by the authorised personnel.

Changes in tyre size, type and construction should not be made without advice of a motorcycle or tyre manufacturer, while wrong tyre fitted can have a very strong negative effect on motorcycle handling, safety and wear. Always read the motorcycle manufacturers' handbook. New tyres have very smooth surface. It is recommended to drive especially carefully for about 100 km to make tyre work properly. Drive reasonably. Excessive acceleration, braking and cornering shortens tyre life considerably.

INFLATION PRESSURE

Inflation pressure is vitally important. Driving with tyres that do not have the correct inflation pressure is very dangerous. In under-inflated tyre an excessive heat build up occur and it can result in sudden tyre destruction. Tyre pressure determines tyre lifetime. The correct pressure ensures maximum mileages with satisfactory stability, comfort and road holding properties. The tyre is kept at the contour, at which it was designed to run. Insufficient air pressure or wrong tyre fitment accelerates tread wear and creates additional stress on the tyre carcass. It also increases the risk of accidental damage, adversely affects handling and increases rolling resistance. Excessively high pressure causes rapid wear in the centre of the tread. There is also greater danger of causing fracture and tread cutting. Keep the tyres inflated to the values shown in the motorcycle handbook. This correct inflation pressure must be maintained as a minimum. For fast driving on the road, the tyre pressure should be increased by 0.2 bars; for driving with a lot of baggage the inflation pressure in rear tyre should be increased by 0.2 bars. Inflation pressure has to be checked at least once a week with an accurate tyre pressure gauge when the tyre is cold and always before long journeys. Pressure rises, when the tyre is hot and falls down, when the tyre is cold. Take this fact into consideration. Loss of pressure may be due to valve core not seating properly or being worn out. Check valve core, tighten it for correct seating or replace it if necessary. Always fit valve cap into the valve (finger tight), because they keep dust from the valve as an extra seal. In the case of tubeless tyres, valves should be kept in good condition and replaced when a new tyre is fitted.

TYRE AND RIM

At wire wheels, the right rim tapes (flaps) should be used. Rim tapes should be maintained in good condition, while a protruding spoke head can damage a tube and cause a puncture.

Tyre has to be aligned properly on the rim and it has to be checked regularly. Replace tyre before legal 1mm (1.6 mm in Germany) remaining tread pattern depth is reached. Worn tyres are more susceptible to damage and road holding is reduced especially in the wet.

Damaged tyres are very dangerous. Replace damaged tyres immediately. Stones or nails captured in the tread pattern must be removed. If left, they can penetrate through the carcass and cause a puncture and an accident. The main advantage of tubeless tyre is its ability to withstand penetration by nails without a rapid loss of air. This also means that rider can be unaware of a puncture and if he uses the tyre for a long distance, the damage area will spread and could become serious. When the deflation is noticed, the tyre should be removed from the rim and checked before attempting any repairs. Repairs in the shoulder and sidewall area are not recommended. Repairs for tyres with speed symbol P and higher are not recommended. The behaviour of the tyre is worse, if the tyre was in contact with oil or grease. The tyre has to be cleaned with a cloth damped with petrol. Our tyres are made to fine tolerance, but for higher speeds it is important, that the tyre is balanced. Tubeless tyre-rim assemblies should be balanced with self-adhesive weights, the tube-type tyres on wire wheels should be balanced with spoke weights.

TREAD WEAR

A summary of the various factors that can cause abnormal wear:

- Under-inflation/over-loading can cause tread distortion and irregular wear. More seriously they may result in a sudden failure of the carcass due to excessive tyre flexing.
- High-speed means rapid tread wear, especially due to harder acceleration and extra braking.
- Temperature of tarmac surface – higher temperature causes faster wear
- Rough tarmac surface causes higher abrasion and shorter lifetime of a tyre.
- Mechanical irregularities such as distorted wheels, incorrect brake adjustment, bad dumpers, excessive tolerance in frame-wheel bearings can cause severe wear.
- Unbalanced rotating weight (heavy spots on rim) can cause irregular tread wear.

Learn more about motorcycle tires on our website.