

Motorcycle & Scooter Tyres

Product catalog 2020



Mitas



MITAS MOTORCYCLE TYRE TECHNOLOGY

The technology is unique and in many cases adapted to the tyre type – cross (bias) ply, bias belted, and radial. Numerous special solutions are offered to meet customer requirements and expectations (markings, testing, special materials, etc.).

Our machinery and equipment – developed in-house or in cooperation with external specialists – are continuously upgraded and kept in good shape to provide safety in the manufacture of premium quality tyres.

In the field of reinforcing materials and compounds, we cooperate with the renowned manufacturers of basic raw materials such as elastomers, fillers and special additives. The development of new compounds is aimed towards achieving the best performance indicators possible with emphasis on tyre grip – a critical factor for a safe and pleasant motorcycle ride.

We pay special attention to providing a safe and healthy working environment, which is why we avoid using hazardous chemicals in the manufacturing processes.



IGT
With Immediate Grip Technology (IGT), maximum tyre grip is ensured already from the first kilometre on. Tyres manufactured according to this technology do not need any surface treatments/paints, either before or after the curing process.



OGT3D
3-D Optimum Groove Technology (OGT 3D) is featured by optimum tread groove direction, optimum groove depth and less overheating of tread compounds.



SCT
Strong Carcass Technology (SCT) maintains the carcass rigidity at a high level even as the tyre wears, thereby prolonging the optimum driving performance throughout the tyre's service life.



FEA
Using the finite elements analysis (FEA) and a special computer-assisted simulation, optimum tyre construction was designed to achieve the highest level of grip, but at the same time rigid enough to achieve driving stability. FEA ensures optimal tread, construction and material definitions.



OSCT
Optimum Steel Cord Technology (OSCT) allows defining the optimum construction of the reinforcing 0° steel cord as well as the optimum arrangement of steel cord breakers within a tyre carcass. The end result is an ideally balanced tyre, which ensures optimal contact patch between the tyre and the road surface in all driving conditions, especially at greater lean angles and higher speeds.
OSCT enables a precise determination of comfort and rigid zone position within a carcass. With a suitable zone position, either sports or touring characteristics of a tyre, or a combination of both, can be emphasised.



MCTT
With Multi Compound Tread Technology (MCTT) the central tread provides increased mileage, and the shoulder tread ensures superior grip at lean angles.

ABOUT US

Mitas, part of Trelleborg Group, is one of Europe's leading brands of motorcycle tyres with decades-long tradition in motorcycle tyre industry dating back to 1920.

All our motorcycle tyres are made in Europe under the strict quality standards.

We are a reliable development partner in the original equipment market and our tyres are endorsed by number of motorcycle athletes from various disciplines.

Mitas tyres are made with care to allow you to enjoy your ultimate motorcycling adventure.


ON-ROAD 6 – 15



TRAIL 16 – 25



OFF - ROAD 26 – 45



OFF-ROAD 26 – 45



MOUSSE

Motocross

Enduro & Extreme Enduro



29

41

SCOOTER 46 - 57



MOPED 58 – 61



TUBES 62 – 63

CHARTS AND INFORMATION

Scooter replacements

Motocross competition replacements

Tyre designations

Charts

Tyre maintenance

Legend

64

65

66

68

71

72



SPORT FORCE+

Sport tyre designed for sport, naked and supermoto motorcycles.

SPORT FORCE+ is a dynamic tyre that ensures fast and easy steering. It offers outstanding stability at high speeds and maximum control at extreme lean angles.

Silica compound in combination with special additives provides maximum road grip in various weather and tarmac conditions.

Balanced tyre wear and optimum riding performance throughout the lifetime of the tyre are supported by the Strong Carcass Technology (SCT).

OEM APPROVED Mitas OE partners: TM Racing



* For more information about technologies please refer to page 3.



ON-ROAD

SPORT 7 – 15



SPORT FORCE+ MC 50 MC 7 MC 25 BOGART MC 32 MC 26 CAPRI MC 18 H-14 H-15 H-11

SPORT TOURING 12



TOURING FORCE

CUSTOM 13



CUSTOM FORCE

CLASSIC 14 – 15



MC 9 H-01 H-02 H-03 H-04 H-05 H-06

Recommended cold inflation pressures for SPORT FORCE+ tyres

Please follow the recommendations from your motorcycle user manual.

The Strong Carcass Technology gives a bit more free hand in choosing optimum inflation pressure. The inflation pressure is defined with regard to the tyre load during the ride and the riding style (alone or with a passenger, extra luggage), and the ride itself (long-lasting highway ride, shorter distances on local roads). We recommend as follows:

SPORT FORCE+	Front	Rear
A ride with a passenger and extra luggage	2.6	2.9
A ride with a heavier touring motorcycle over 1000cc	2.6	2.9
A solo ride on a heavier motorcycle up to 1000cc	2.5	2.7
A solo ride on a light motorcycle up to 650cc	2.3	2.5
A solo ride on a light motorcycle up to 400cc	2.2	2.4
A racetrack ride	2.3	2.1



MC 50

We have combined all of our racing experience into a sport commuting tyre that is classified in high-speed bias ply segment. A tyre is noted for its modern design, sporty riding characteristics and long durability.

Available in normal road, racing soft and racing super soft compound. Normal road compound was developed with a goal to ensure quick run in, maximum grip in all weather conditions and best balanced lifetime. Racing soft and racing super soft compounds were developed with a goal to perform great on a race track – very good grip that results in a fast lap time.

OEM APPROVED Mitas OE partners: Fantic Motor, Valenti Racing

Inch	Code	Tyre size	LI/SS	Type (TT/TL)	F/R	Version	Stripe colour	Rim (inch)	Tyre dimensions E.T.R.T.O. (mm)				Max. inflation (BAR)	Max speed (km/h)
									Design		Max. in service			
									Section width	Overall diameter	Overall width	Overall diameter		
17	574238	80/100-17	46S	TL	FRONT			1.85	80	592	88	604	2.3	180
17	579059	100/80-17	52H	TL				2.50	101	592	111	604	2.3	210
17	574240	100/90-17	55S	TL				2.50	101	612	111	634	2.3	180
17	579077	110/70-17	54H	TL	FRONT			3.00	110	586	121	596	2.3	210
17	579060	110/80-17	57H	TL	FRONT			2.50	109	608	120	620	2.3	210
17	579081	130/70-17	62H	TL				3.50	129	614	142	626	2.3	210
17	574242	130/80-17	65H	TL				3.00	129	640	142	654	2.3	210
17	579128	140/70-17	66H	TL				3.75	139	628	153	642	2.3	210
17	579283	140/80-17	69H	TL				3.50	142	656	156	672	2.3	210
18	579285	100/90-18	56H	TL	FRONT			2.50	101	637	111	649	2.3	210
18	579287	120/90-18	65H	TL				2.75	119	673	131	689	2.3	210
19	579289	100/90-19	57H	TL	FRONT			2.50	101	663	111	675	2.3	210
RACING														
17	584794	100/80-17	52H	TL		SUPER SOFT		2.50	101	592	111	604	2.3	210
17	579298*	110/70-17	54H	TL	FRONT	SOFT		3.00	110	586	121	596	2.3	210
17	584795	130/70-17	62H	TL		SUPER SOFT		3.50	129	614	142	626	2.3	210
17	579305*	140/70-17	66H	TL		SOFT		3.75	139	628	153	642	2.3	210
18	579306*	100/90-18	56H	TL	FRONT	SOFT		2.50	101	637	111	649	2.3	210
18	579307*	120/90-18	65H	TL		SOFT		2.75	119	673	131	689	2.3	210

* on demand

Blue labels on the sidewall of MC 50 racing tyres



For riding at mid temperatures and on mid rough surfaces.



For rainy and cold weather when the riding surface is smooth.



Yamaha R125, Italy, 2016

MC 7

Great tyre for sport classics, youngtimers and low engine capacity custom motorcycles. Good bump absorption and great riding comfort.



Inch	Code	Tyre size	LI/SS	Type (TT/TL)	F/R	Version	Stripe colour	Rim (inch)	Tyre dimensions E.T.R.T.O. (mm)				Max. inflation (BAR)	Max speed (km/h)
									Design		Max. in service			
									Section width	Overall diameter	Overall width	Overall diameter		
15	572894	130/90-15	66R	TL				3.00	129	615	142	631	2.3	170
15	572889	140/90-15	70R	TL				3.50	142	633	156	651	2.3	170
16	572896	110/90-16	59P	TT	FRONT			2.50	109	604	120	616	2.3	150
16	572897	120/90-16	63P	TL				2.75	119	622	131	638	2.3	150
18	572898	2.75-18	42P	TT				1.85	75	613	86	625	2.3	150
18	572893	3.00-18 REINF.	52R	TL				1.85	80	627	86	639	2.8	170
18	572899	3.25-18	52P	TL				2.15	89	639	102	651	2.3	150
18	572891	3.50-18	56P	TL				2.15	93	649	107	663	2.3	150
18	572900	90/90-18	51R	TL/TT				2.15	90	619	99	631	2.3	170



MC 25 BOGART

Tyre for low engine capacity supermoto and sport motorcycles, with focus on excellent wet performance.

OEM APPROVED Mitas OE partners: Aprilia, Rieju

Inch	Code	Tyre size	LI/SS	Type (TT/TL)	F/R	Version	Stripe colour	Rim (inch)	Tyre dimensions E.T.R.T.O. (mm)				Max. inflation (BAR)	Max speed (km/h)
									Design		Max. in service			
									Section width	Overall diameter	Overall width	Overall diameter		
17	572988	80/90-17	44R	TL				1.85	80	576	88	586	2.3	170
17	573055	100/80-17	52S	TL				2.50	101	592	111	604	2.3	180
17	573057	130/70-17	62S	TL				3.50	129	614	142	626	2.3	180



MC 32

All season tyre that assures excellent handling characteristics in low temperatures on wet or dry surfaces. Two versions are available: standard and with sipes. Version with sipes is made from special winter compound and provides better traction in winter conditions (snow, slush and ice). It is suitable for high quality spiking process.

M+S

Inch	Code	Tyre size	LI/SS	Type (TT/TL)	F/R	Version	Stripe colour	Rim (inch)	Tyre dimensions E.T.R.T.O. (mm)				Max. inflation (BAR)	Max speed (km/h)
									Design		Max. in service			
									Section width	Overall diameter	Overall width	Overall diameter		
17	572991	100/80-17	52R	TL		M+S		2.50	101	592	111	604	2.3	170
17	572992	130/70-17	62R	TL		M+S		3.50	129	614	142	626	2.3	170
17	573053	100/80-17	52R	TL		M+S with sipes		2.50	101	592	111	604	2.3	170
17	573054	130/70-17	62R	TL		M+S with sipes		3.50	129	614	142	626	2.3	170



MC 26 CAPRI

A highly popular tyre noted for a low rolling resistance. Suitable for e-motorcycles too.

Inch	Code	Tyre size	LI/SS	Type (TT/TL)	F/R	Version	Stripe colour	Rim (inch)	Tyre dimensions E.T.R.T.O. (mm)				Max. inflation (BAR)	Max speed (km/h)
									Design		Max. in service			
									Section width	Overall diameter	Overall width	Overall diameter		
16	573869	80/80-16 REINF.	46M	TL/TT				1.85	80	534	88	542	2.8	130
16	573870	90/80-16 REINF.	52M	TL/TT				2.15	90	550	99	560	2.8	130



MC 18

Sporty tread pattern for commuting motorcycles. It provides good grip at higher lean angles.

Inch	Code	Tyre size	LI/SS	Type (TT/TL)	F/R	Version	Stripe colour	Rim (inch)	Tyre dimensions E.T.R.T.O. (mm)				Max. inflation (BAR)	Max speed (km/h)
									Design		Max. in service			
									Section width	Overall diameter	Overall width	Overall diameter		
17	572979	90/80-17	46P	TL				2.15	90	576	99	586	2.3	150
17	572983	110/80-17	57P	TL				2.50	109	608	120	620	2.3	150

H-14

Tread pattern for classic youngtimers. Stable behaviour in all riding conditions, precision handling and optimum wet and dry grip. Combination with the H-15 rear.



Inch	Code	Tyre size	LI/SS	Type (TT/TL)	F/R	Version	Stripe colour	Rim (inch)	Tyre dimensions E.T.R.T.O. (mm)				Max. inflation (BAR)	Max speed (km/h)
									Design		Max. in service			
									Section width	Overall diameter	Overall width	Overall diameter		
19	223433	90/90-19 (3.00-19)	52T	TT	FRONT			2.15	90	645	99	657	2.3	190

H-15

Tread pattern for classic youngtimers. Stable behaviour in all riding conditions, precision handling and optimum wet and dry grip. Combination with the H-14 front.



Inch	Code	Tyre size	LI/SS	Type (TT/TL)	F/R	Version	Stripe colour	Rim (inch)	Tyre dimensions E.T.R.T.O. (mm)				Max. inflation (BAR)	Max speed (km/h)
									Design		Max. in service			
									Section width	Overall diameter	Overall width	Overall diameter		
18	223421	4.00-18 (110/90-18)	64T	TT	REAR			2.50	109	655	117	685	2.3	190

H-11

Tread pattern for the rear wheels of motorcycles. Stable behaviour in all riding conditions. Precision handling and optimum wet and dry grip.



Inch	Code	Tyre size	LI/SS	Type (TT/TL)	F/R	Version	Stripe colour	Rim (inch)	Tyre dimensions E.T.R.T.O. (mm)				Max. inflation (BAR)	Max speed (km/h)
									Design		Max. in service			
									Section width	Overall diameter	Overall width	Overall diameter		
16	223107	130/90-16	67T	TT	REAR			3.00	129	640	142	656	2.3	190

TOURING FORCE

Sport touring tyre for a confident and comfortable ride.



Mitas TOURING FORCE is a great choice for all types of sport touring motorcycles. It is a perfect choice for riders who travel on longer trips with pillion riders and luggage, as well as for those who prefer sportier and more dynamic rides alone. With the help of Strong Carcass Technology TOURING FORCE is also suitable for heavy touring bikes (GT).

The placement, direction and depth of grooves ensure optimum water displacement and provide great riding characteristics in different road and weather conditions. Tread design is optimized to ensure maximum contact patch in all lean angles.

High-content silica and special additives ensure a high level of grip at low temperatures and on wet surface, and reduce the migration of components from rubber to the tyre's surface during use, thereby assuring constant riding characteristics throughout the service life of a tyre.

With Multi Compound Tread Technology (MCTT), the central tread provides increased mileage, and the shoulder tread ensures superior grip at all lean angles. Different compounds - advanced elastomers, highly active fillers, and silica - have been developed to guarantee high mileage and perfect grip at the same time.

*Multi Compound Tread Technology (MCTT)



* For more information about technologies please refer to page 3.

Inch	Code	Tyre size	LI/SS	Type (TT/TL)	F/R	Version	Stripe colour	Rim (inch)	Tyre dimensions E.T.R.T.O. (mm)				Max. inflation (BAR)	Max speed (km/h)
									Design		Max. in service			
									Section width	Overall diameter	Overall width	Overall diameter		
17	598156	120/60ZR17	(55W)	TL	FRONT			3.50	122	576	131	586	2.9	280
17	594778	120/70ZR17	(58W)	TL	FRONT			3.50	122	600	131	612	2.9	280
17	598155	150/70R17	69V	TL	REAR			4.25	151	642	162	656	2.9	240
17	598157	160/60ZR17	(69W)	TL	REAR			4.50	161	624	172	638	2.9	280
17	574236	170/60ZR17	(72W)	TL	REAR	MCTT*		4.50	168	636	180	650	2.9	270
17	594783	180/55ZR17	(73W)	TL	REAR	MCTT*		5.50	178	630	190	644	2.9	280
17	596400	190/55ZR17	(75W)	TL	REAR	MCTT*		6.00	190	642	203	656	2.9	280
17	596382	190/50ZR17	(73W)	TL	REAR	MCTT*		6.00	190	622	203	636	2.9	280
19	598154	110/80R19	59V	TL	FRONT			2.50	109	659	117	671	2.9	240
19	574235	120/70ZR19	(60W)	TL	FRONT			3.50	122	651	131	663	2.9	270

Recommended cold inflation pressures for TOURING FORCE tyres:

Please follow the recommendations from your motorcycle user manual. The Strong Carcass Technology gives a bit more free hand in choosing optimum inflation pressure. The inflation pressure is defined with regard to the tyre load during the ride and the riding style (alone or with a passenger, extra luggage), and the ride itself (long-lasting highway ride, shorter distances on local roads). We recommend as follows:

TOURING FORCE	Front	Rear
A ride with a passenger and extra luggage	2.6	2.9
A ride with a heavier touring motorcycle over 1000cc	2.6	2.9
A solo ride on a heavier motorcycle up to 1000cc	2.5	2.7
A solo ride on an light motorcycle up to 650cc	2.3	2.5
A solo ride on an light motorcycle up to 400cc	2.2	2.4

CUSTOM FORCE

Enhance your custom cruiser motorcycle with this stylish high-performance tyre.

A high-performance custom cruiser tyre featuring durability, stability, comfort and an attractive design. Premium materials with a robust carcass ensure great riding performance at different speeds, in all-weather conditions and on different road surfaces.

Particular attention was paid to the development stage to ensure best-in-class braking and handling in wet conditions. Riders will gain full satisfaction even on longer journeys with a pillion rider and luggage.

A beautiful tread pattern design with elegant grooves in the shape of a winding snake is a fantastic add-on for real custom cruiser riders.

The tyre was extensively tested in the USA by an independent third party and in different countries throughout Europe under the toughest conditions possible to ensure peak performance.



Inch	Code	Tyre size	LI/SS	Type (TT/TL)	F/R	Version	Stripe colour	Rim (inch)	Tyre dimensions E.T.R.T.O. (mm)				Max. inflation (BAR)	Max speed (km/h)
									Design		Max. in service			
									Section width	Overall diameter	Overall width	Overall diameter		
15	593480	170/80B15	77H	TL	REAR			4.00	170	653	187	673	2.8	210
16	593371	150/80B16 (MV85B16) REINF.	77H	TL	REAR			3.50	150	646	165	662	2.8	210
16	593382	130/90B16 (MT90B16) REINF.	73H	TL	REAR			3.00	129	640	142	656	2.8	210
16	593469	130/90-16 (MT90-16)	67H	TL	FRONT			3.00	129	640	142	656	2.8	210
16	604428	130/90B16 (MT90B16) REINF.	73H	TL	FRONT			3.00	129	640	142	656	2.8	210
19	590490	100/90-19 (MM90-19)	57H	TL	FRONT			2.50	101	663	111	675	2.8	210
21	598127	80/90-21 (MH90-21) REINF.	54H	TL	FRONT			1.85	80	677	88	687	2.8	210





MC 9

Motorcycle classic tyre suitable for front and rear wheel of classic motorcycles.

Inch	Code	Tyre size	LI/SS	Type (TT/TL)	F/R	Version	Stripe colour	Rim (inch)	Tyre dimensions E.T.R.T.O. (mm)				Max. inflation (BAR)	Max speed (km/h)
									Design		Max. in service			
									Section width	Overall diameter	Overall width	Overall diameter		
16	573873	90/90-16	48P	TL				2.15	90	568	99	580	2.3	150



H-01

Ribbed road tread pattern for the front and rear wheels of classic motorcycles.

Inch	Code	Tyre size	LI/SS	Type (TT/TL)	F/R	Version	Stripe colour	Rim (inch)	Tyre dimensions E.T.R.T.O. (mm)				Max. inflation (BAR)	Max speed (km/h)
									Design		Max. in service			
									Section width	Overall diameter	Overall width	Overall diameter		
19	23130	2.75-19	43P	TT				1.85	75	639	81	651	2.3	150
19	23261	3.00-19	49P	TT				1.85	80	653	86	665	2.3	150
19	23281	3.25-19	54P	TT				2.15	89	665	96	677	2.3	150



H-02

Versatile road tread pattern for both the front and rear wheels of classic motorcycles. Available in super side version for sidecars (reinforced sidewalls).

[OEM APPROVED](#) Mitas OE partners: Cake

Inch	Code	Tyre size	LI/SS	Type (TT/TL)	F/R	Version	Stripe colour	Rim (inch)	Tyre dimensions E.T.R.T.O. (mm)				Max. inflation (BAR)	Max speed (km/h)
									Design		Max. in service			
									Section width	Overall diameter	Overall width	Overall diameter		
19	23211	2.50-19	41L	TT				1.50	64	619	70	631	2.3	120
19	23280	3.00-19	57P	TT				1.85	80	653	86	665	2.3	150
19	23292	3.50-19	63P	TT				2.15	93	675	100	689	2.3	150
19	23311	4.00-19 REINF.	71P	TT				2.50	108	697	117	711	2.8	150
19	23312	4.00-19 REINF.	71P	TT		SUPER SIDE		2.50	108	697	117	711	2.8	150



H-03

Block road tread pattern for both the front and rear wheels of classic motorcycles.

[OEM APPROVED](#) Mitas OE partners: Jawa

Inch	Code	Tyre size	LI/SS	Type (TT/TL)	F/R	Version	Stripe colour	Rim (inch)	Tyre dimensions E.T.R.T.O. (mm)				Max. inflation (BAR)	Max speed (km/h)
									Design		Max. in service			
									Section width	Overall diameter	Overall width	Overall diameter		
18	23121	2.75-18 REINF.	48P	TT				1.85	75	613	81	625	2.8	150
18	23141	3.00-18 REINF.	52P	TT				1.85	80	627	86	639	2.8	150
18	23161	3.25-18 REINF.	59P	TT				2.15	89	639	96	651	2.8	150
18	23181	3.50-18 REINF.	62P	TT				2.15	93	649	100	663	2.8	150

H-04

Guiding ribbed tread pattern for the front wheels of classic motorcycles.

[OEM APPROVED](#) Mitas OE partners: Jawa



Inch	Code	Tyre size	LI/SS	Type (TT/TL)	F/R	Version	Stripe colour	Rim (inch)	Tyre dimensions E.T.R.T.O. (mm)				Max. inflation (BAR)	Max speed (km/h)
									Design		Max. in service			
									Section width	Overall diameter	Overall width	Overall diameter		
16	23025	2.50-16 REINF.	41L	TT				1.50	64	542	70	554	2.8	120
18	23171	3.25-18 REINF.	59P	TT				2.15	89	639	96	651	2.8	150

H-05

Combination of ribbed and block tread patterns for the front and rear wheels of classic motorcycles.



Inch	Code	Tyre size	LI/SS	Type (TT/TL)	F/R	Version	Stripe colour	Rim (inch)	Tyre dimensions E.T.R.T.O. (mm)				Max. inflation (BAR)	Max speed (km/h)
									Design		Max. in service			
									Section width	Overall diameter	Overall width	Overall diameter		
16	23083	3.25-16 REINF.	55P	TT				2.15	89	588	96	600	2.8	150

H-06

Combination of ribbed and block tread patterns for the front and rear wheels of classic motorcycles.



Inch	Code	Tyre size	LI/SS	Type (TT/TL)	F/R	Version	Stripe colour	Rim (inch)	Tyre dimensions E.T.R.T.O. (mm)				Max. inflation (BAR)	Max speed (km/h)
									Design		Max. in service			
									Section width	Overall diameter	Overall width	Overall diameter		
16	23035	2.75-16 REINF.	46P	TT				1.85	75	562	81	574	2.8	150
16	23103	3.50-16 REINF.	65S	TT				2.15	93	598	100	612	2.8	180
18	23123	2.75-18 REINF.	48P	TT				1.85	75	613	81	625	2.8	150
18	23173	3.25-18 REINF.	59P	TT				2.15	89	639	96	651	2.8	150
18	23183	3.50-18 REINF.	62P	TT				2.15	93	649	100	663	2.8	150
18	23511	4.00-18	64S	TT				2.50	108	671	117	685	2.8	180



APPLICATION OF TRAIL TYRES

Tread pattern	ROAD										OFF-ROAD									
	100	90	80	70	60	50	40	30	20	10	10	20	30	40	50	60	70	80	90	100
TERRA FORCE-R																				
E-08																				
MC 24																				
E-07+																				
E-07																				
MC 23 ROCKRIDER																				
E-10																				
E-09																				
C-17																				

Tyre markings for trail tyres

DAKAR (yellow stripe): Tyre with a stronger carcass and higher puncture resistance. Suitable for higher loads, longer adventure trips and extreme conditions. Dakar version is reaching approx. 15% higher mileage than standard version.

To ensure optimal riding performance, we recommend using the same version on the front and the rear wheel. However, if you would like to combine the standard and the DAKAR versions, we advise that you fit the standard version on the front wheel and the DAKAR on the rear wheel.

Recommended inflation pressures for trail tyres

The recommended inflation pressures are generally specified by motorcycle manufacturers. Inflation pressure for trail tyres depends mainly on the manner of use, load acting on each individual motorcycle axle and a particular type of motorcycle. If you lower tyre pressure for off-road use, you need to adjust and increase it when going back on-road.

We generally recommend that you inflate Mitas trail tyres as follows:

	Trail (Bar)		
	Solo	2 Up Light	2 Up Heavy
ENGINE DISPLACEMENT (125cc-500cc)			
Front	1.65-2.35	1.80-2.35	1.95-2.60
Rear	2.15-2.5	2.30-2.60	2.40-2.75
ENGINE DISPLACEMENT (501cc-749cc)			
Front	1.65-2.35	1.80-2.5	1.95-2.60
Rear	2.15-2.5	2.30-2.60	2.40-2.75
ENGINE DISPLACEMENT (750cc Up)			
Front	2.15-2.30	2.30-2.40	2.40-2.9
Rear	2.40-2.55	2.55-2.70	2.70-2.9

TRAIL 16 – 25



TERRA FORCE-R

ROAD **90 10** OFF ROAD

Adventure tyre designed for 90% on-road and 10% off-road use.

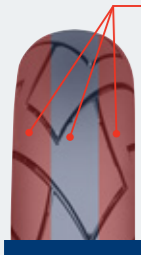


TERRA FORCE-R is the ideal choice for commuters and adventurers who love longer rides on asphalt and light off-road terrain, regardless of whether they travel alone or with a pillion rider and luggage.

Riders will appreciate excellent traction and easy manoeuvrability with good straight and corner stability. Its high puncture resistance and consistent performance throughout its lifetime deliver exceptional riding experience. High grip at low temperatures and on wet surfaces is supported with high silica content.

The selected rear sizes feature the Multi Compound Tread Technology (MCTT): the central tread provides increased mileage while the shoulder tread ensures superior grip at all lean angles.

*Multi Compound Tread Technology (MCTT)



* For more information about technologies please refer to page 3.

Inch	Code	Tyre size	LI/SS	Type (TT/TL)	F/R	Version	Stripe colour	Rim (inch)	Tyre dimensions E.T.R.T.O. (mm)				Max. inflation (BAR)	Max speed (km/h)
									Design		Max. in service			
									Section width	Overall diameter	Overall width	Overall diameter		
17	586678	120/90-17	64H	TL	REAR			2.75	119	648	131	664	2.3	210
17	586683	130/80-17	65H	TL	REAR			3.00	129	640	142	654	2.3	210
17	567774	140/80R17	69V	TL	REAR			3.50	142	656	152	672	2.9	240
17	567772	150/70R17	69V	TL	REAR			4.25	151	642	162	656	2.9	240
17	567778	170/60ZR17	72W	TL	REAR	MCTT*		4.50	168	636	180	650	2.9	270
18	597283	150/70R18	70H	TL/TT	REAR			4.25	151	667	162	681	2.9	210
18	605796	150/70R18	70V	TL/TT	REAR			4.25	151	667	162	681	2.9	240
19	586684	100/90-19	57H	TL	FRONT			2.50	101	663	111	675	2.3	210
19	567770	110/80R19	59V	TL	FRONT			2.50	109	659	117	671	2.9	240
19	567775	120/70ZR19	60W	TL	FRONT			3.50	122	651	131	663	2.9	270
21	586689	90/90-21	54H	TL/TT	FRONT			2.15	90	695	99	707	2.3	210
21	586691	90/90-21	54V	TL/TT	FRONT			2.15	90	695	99	707	2.3	240

E-08

ROAD **80 20** OFF ROAD

Tread pattern for both the front and rear wheels of adventure motorcycles with balanced performance on road and light off road terrain.



M+S

Inch	Code	Tyre size	LI/SS	Type (TT/TL)	F/R	Version	Stripe colour	Rim (inch)	Tyre dimensions E.T.R.T.O. (mm)				Max. inflation (BAR)	Max speed (km/h)
									Design		Max. in service			
									Section width	Overall diameter	Overall width	Overall diameter		
17	24151	120/90-17	64T	TL	REAR			2.75	119	648	131	674	2.9	190
17	24125	130/80-17	65T	TL	REAR			3.00	129	640	142	664	2.9	190
17	24152	140/80-17	69H	TL	REAR			3.50	142	656	156	682	2.9	210
17	24161	150/70-17	69H	TL	REAR			4.25	151	642	166	668	2.9	210
18	24450	4.10-18	60P	TT	REAR			2.50	108	639	124	661	2.9	150
18	24414	130/80-18	72T	TL	REAR			3.00	129	665	142	689	2.9	190
19	24108	100/90-19	57H	TL	FRONT			2.50	101	663	111	685	2.9	210
19	24109	110/80-19	59H	TL	FRONT			2.50	109	659	120	681	2.9	210
21	24682	2.75-21	45P	TT	FRONT			1.85	75	689	86	707	2.9	150
21	24642	90/90-21	54T	TL	FRONT			2.15	90	695	99	715	2.9	190

MC 24

ROAD **70 30** OFF ROAD

Classic adventure tyre for on road and light off road terrain. Suitable for low capacity adventure motorcycles.



M+S

Inch	Code	Tyre size	LI/SS	Type (TT/TL)	F/R	Version	Stripe colour	Rim (inch)	Tyre dimensions E.T.R.T.O. (mm)				Max. inflation (BAR)	Max speed (km/h)
									Design		Max. in service			
									Section width	Overall diameter	Overall width	Overall diameter		
17	573403	120/90-17	64S	TL	REAR			2.75	119	648	131	664	2.3	180
17	573393	130/80-17	65S	TL	REAR			3.00	129	640	142	654	2.3	180
18	573400	120/80-18	62S	TT	REAR			2.75	119	649	131	633	2.3	180
19	573406	100/90-19	57S	TL	FRONT			2.50	101	663	111	675	2.3	180
21	573398	90/90-21	54S	TT	FRONT			2.15	90	695	99	707	2.3	180



E-07+

ROAD **60** / **40** OFF ROAD



The E-07+ was developed with a goal to keep the tyre performance in line with increasingly powerful motorcycles and ever more demanding riders. The tread design is slightly more on-road oriented than the original E-07. Riders will enjoy its multi-functionality and durability. The E-07+ delivers an excellent off- and on-road riding performance. A bigger knobby design provides a plenty of open space between the tread blocks to displace sand, mud and water from the contact patch while keeping enough rubber between the road and the rotating tyre.

A variety of tests on different motorcycles and under different conditions confirmed that E-07+ is fully compatible with E-07. They can be fitted as a pair (e.g. E-07 front, E-07+ rear).

OEM APPROVED Mitas OE partners: Fantic Motor

Inch	Code	Tyre size	LI/SS	Type (TT/TL)	F/R	Version	Stripe colour	Rim (inch)	Tyre dimensions E.T.R.T.O. (mm)				Max. inflation (BAR)	Max speed (km/h)
									Design		Max. in service			
									Section width	Overall diameter	Overall width	Overall diameter		
17	24135	130/80B17	65T	TL	REAR			3.00	129	640	142	664	2.9	190
17	24341	140/80B17	69T	TL	REAR			3.50	142	656	156	682	2.9	190
17	24342	140/80B17	69T	TL	REAR	DAKAR		3.50	142	656	156	682	2.9	190
17	24059	150/70B17	69T	TL	REAR			4.25	151	642	166	668	2.9	190
17	24060	150/70B17	69T	TL	REAR	DAKAR		4.25	151	642	166	668	2.9	190
17	24031	170/60B17	72T	TL	REAR			4.50	168	636	185	660	2.9	190
17	24030	170/60B17	72T	TL	REAR	DAKAR		4.50	168	636	185	660	2.9	190
18	24400	120/80B18	62T	TL	REAR			2.75	119	649	131	673	2.9	190
18	24417	140/80B18	70T	TL	REAR			3.50	142	681	156	707	2.9	190
18	24418	140/80B18	70T	TL	REAR	DAKAR		3.50	142	681	156	707	2.9	190
18	24061	150/70B18	70T	TL	REAR			4.25	151	667	166	693	2.9	190
18	24416	150/70B18	70T	TL	REAR	DAKAR		4.25	151	667	166	693	2.9	190
19	24444	110/80B19	59T	TL	FRONT			2.50	109	659	120	681	2.9	190
19	24448	110/80B19	59T	TL	FRONT	DAKAR		2.50	109	659	120	681	2.9	190
19	24143	120/70B19	60T	TL	FRONT			3.50	122	651	134	671	2.9	190
19	24142	120/70B19	60T	TL	FRONT	DAKAR		3.50	122	651	134	671	2.9	190
21	24654	90/90B21	54T	TL	FRONT			2.15	90	695	99	715	2.9	190
21	24657	90/90B21	54T	TL	FRONT	DAKAR		2.15	90	695	99	715	2.9	190
21	24651	90/90B21	54T	TT	FRONT			2.15	90	695	99	715	2.9	190

DAKAR (yellow stripe): Tyre with a stronger carcass and higher puncture resistance. Suitable for higher loads, longer adventure trips and extreme conditions.

E-07

ROAD **50** / **50** OFF ROAD



When it comes to a true 50/50 adventure tyre, Mitas E-07 is one of the most desired choices among adventure riders, who love to combine comfortable road riding with more adventurous off-road getaways. Due to its hardwearing compound and optimal performance on- and off-road, the E-07 is a highly popular tyre for many road trips all around the world.

A variety of tests on different motorcycles and under different conditions confirmed that E-07+ is fully compatible with E-07. They can be fitted as a pair (e.g. E-07 front, E-07+ rear).

OEM APPROVED Mitas OE partners: Fantic Motor, KTM

Inch	Code	Tyre size	LI/SS	Type (TT/TL)	F/R	Version	Stripe colour	Rim (inch)	Tyre dimensions E.T.R.T.O. (mm)				Max. inflation (BAR)	Max speed (km/h)
									Design		Max. in service			
									Section width	Overall diameter	Overall width	Overall diameter		
17	24130	120/90-17	64S	TL	REAR			2.75	119	648	131	674	2.9	180
17	24133	130/80-17	65T	TL	REAR			3.00	129	640	142	664	2.9	190
17	24406	140/80-17	69T	TL	REAR			3.50	142	656	156	682	2.9	190
17	24408	140/80-17	69T	TL	REAR	DAKAR		3.50	142	656	156	682	2.9	190
17	24049	150/70-17	69T	TL	REAR			4.25	151	642	166	668	2.9	190
17	24053	150/70-17	69T	TL	REAR	DAKAR		4.25	151	642	166	668	2.9	190
18	24415	130/80-18	72T	TL	REAR			3.00	129	665	142	689	2.9	190
18	24427	140/80-18	70T	TL	REAR			3.50	142	681	156	707	2.9	190
18	24429	140/80-18	70T	TL	REAR	DAKAR		3.50	142	681	156	707	2.9	190
18	24404	150/70-18	70T	TL	REAR			4.25	151	667	166	693	2.9	190
18	24405	150/70-18	70T	TL	REAR	DAKAR		4.25	151	667	166	693	2.9	190
19	24547	100/90-19	57T	TL	FRONT			2.50	101	663	111	685	2.9	190
19	24545	100/90-19	57T	TL	FRONT	DAKAR		2.50	101	663	111	685	2.9	190
19	24439	110/80-19	59T	TL	FRONT			2.50	109	659	120	681	2.9	190
19	24445	110/80-19	59T	TL	FRONT	DAKAR		2.50	109	659	120	681	2.9	190
21	24636	90/90-21	54T	TL	FRONT			2.15	90	695	99	715	2.9	190
21	24637	90/90-21	54T	TL	FRONT	DAKAR		2.15	90	695	99	715	2.9	190

DAKAR (yellow stripe): Tyre with a stronger carcass and higher puncture resistance. Suitable for higher loads, longer adventure trips and extreme conditions.



MC 23 ROCKRIDER

ROAD **40 60** OFF ROAD

Tread pattern with big and stable blocks for low capacity adventure and enduro motorcycles.

OEM APPROVED Mitas OE partners: Aprilia, Fantic Motor, Rieju

M+S

Inch	Code	Tyre size	LI/SS	Type (TT/TL)	F/R	Version	Stripe colour	Rim (inch)	Tyre dimensions E.T.R.T.O. (mm)				Max. inflation (BAR)	Max speed (km/h)
									Design		Max. in service			
									Section width	Overall diameter	Overall width	Overall diameter		
18	573407	110/80-18	58P	TT	REAR			2.50	109	633	120	653	2.3	150
18	573470	120/90-18	65R	TL	REAR			2.75	119	673	131	689	2.3	170
18	573432	140/80-18	70R	TL	REAR			3.50	142	681	156	697	2.3	170
21	573427	80/90-21	48P	TT	FRONT			1.85	80	677	88	695	2.3	150
21	573465	90/90-21	54R	TL	FRONT			2.15	90	695	99	707	2.3	170



E-10

ROAD **30 70** OFF ROAD

Tread pattern for off-road adventure trips. Excellent traction off-road and good stability on dry and wet roads.

M+S

Inch	Code	Tyre size	LI/SS	Type (TT/TL)	F/R	Version	Stripe colour	Rim (inch)	Tyre dimensions E.T.R.T.O. (mm)				Max. inflation (BAR)	Max speed (km/h)
									Design		Max. in service			
									Section width	Overall diameter	Overall width	Overall diameter		
17	24160	140/80B17	69T	TL	REAR			3.50	142	656	156	682	2.9	190
17	24424	140/80B17	69T	TL	REAR	DAKAR		3.50	142	656	156	682	2.9	190
17	24039	150/70B17	69T	TL	REAR			4.25	151	642	166	668	2.9	190
17	24055	150/70B17	69T	TL	REAR	DAKAR		4.25	151	642	166	668	2.9	190
17	24033	170/60B17	72Q	TL	REAR			4.50	168	636	185	660	2.9	190
18	24423	140/80B18	70T	TL	REAR			3.50	142	681	156	707	2.9	190
18	24426	140/80B18	70T	TL	REAR	DAKAR		3.50	142	681	156	707	2.9	190
18	24162	150/70 B18	70T	TL	REAR			4.25	151	667	166	693	2.9	190
18	24163	150/70B18	70T	TL	REAR	DAKAR		4.25	151	667	166	693	2.9	190
19	24437	110/80 B19	59T	TL	FRONT			2.50	109	659	120	681	2.9	190
19	24443	110/80B19	59T	TL	FRONT	DAKAR		2.50	109	659	120	681	2.9	190
19	24141	120/70B19	60Q	TL	FRONT			3.50	122	651	134	671	2.9	190
21	24655	90/90B21	54T	TL	FRONT			2.15	90	695	99	715	2.9	190
21	24656	90/90B21	54T	TL	FRONT	DAKAR		2.15	90	695	99	715	2.9	190

DAKAR (yellow stripe): Tyre with a stronger carcass and higher puncture resistance. Suitable for higher loads, longer adventure trips and extreme conditions.

E-09

ROAD **20 80** OFF ROAD

Tread pattern for mainly off-road riding. Excellent traction off-road and good stability on dry and wet roads.

M+S



Inch	Code	Tyre size	LI/SS	Type (TT/TL)	F/R	Version	Stripe colour	Rim (inch)	Tyre dimensions E.T.R.T.O. (mm)				Max. inflation (BAR)	Max speed (km/h)
									Design		Max. in service			
									Section width	Overall diameter	Overall width	Overall diameter		
17	24147	120/90-17	64R	TL	REAR			2.75	119	648	131	674	2.9	170
17	24131	120/90-17	64R	TL	REAR	DAKAR		3.50	119	648	131	674	2.9	170
17	24121	130/80-17	65R	TL	REAR			3.00	129	640	142	664	2.9	170
17	24112	130/80-17	65R	TL	REAR	DAKAR		3.00	129	640	142	664	2.9	170
17	24052	140/80-17	69R	TL	REAR			3.50	142	656	156	682	2.9	170
17	24145	140/80-17	69R	TL	REAR	DAKAR		3.50	142	656	156	682	2.9	170
17	24046	150/70-17	69R	TL	REAR			4.25	151	642	166	668	2.9	170
17	24048	150/70-17	69R	TL	REAR	DAKAR		4.25	151	642	166	668	2.9	170
18	24432	110/80-18	58P	TT	REAR			2.50	109	659	120	655	2.9	150
18	24460	4.10-18	60P	TT	REAR			2.50	108	639	124	661	2.9	150
18	24420	130/80-18	72R	TL	REAR			3.00	129	665	142	689	2.9	170
18	24397	130/80-18	72R	TL	REAR	DAKAR		3.00	129	665	142	689	2.9	170
18	24159	140/80-18	70R	TL	REAR			3.50	142	681	156	707	2.9	170
18	24176	140/80-18	70R	TL	REAR	DAKAR		3.50	142	681	156	707	2.9	170
18	24169	150/70-18	70R	TL	REAR			4.25	151	667	166	693	2.9	170
18	24172	150/70-18	70R	TL	REAR	DAKAR		4.25	151	667	166	693	2.9	170
19	24553	100/90-19	57R	TL	FRONT			2.50	101	663	111	685	2.9	170
19	24555	100/90-19	57R	TL	FRONT	DAKAR		2.50	101	663	111	685	2.9	170
19	24456	110/80-19	59R	TL	FRONT			2.50	109	659	120	681	2.9	170
19	24457	110/80-19	59R	TL	FRONT	DAKAR		2.50	109	659	120	681	2.9	170
21	24644	90/90-21	54R	TL	FRONT	DAKAR		2.15	90	695	99	715	2.9	170
21	24648	80/90-21	48P	TT	FRONT			1.85	677	677	88	695	2.9	150
21	24686	2.75-21	45P	TT	FRONT			1.85	75	689	86	707	2.9	150
21	24645	90/90-21	54R	TL	FRONT			2.15	90	695	99	715	2.9	170

DAKAR (yellow stripe): Tyre with a stronger carcass and higher puncture resistance. Suitable for higher loads, longer adventure trips and extreme conditions.

C-17

ROAD **20 80** OFF ROAD

Tread pattern for the front wheels of adventure motorcycles. Great choice for aggressive off road riding, especially on gravel or rocky terrain . Suitable for combination with E-09 or E-12 rear.

M+S



Inch	Code	Tyre size	LI/SS	Type (TT/TL)	F/R	Version	Stripe colour	Rim (inch)	Tyre dimensions E.T.R.T.O. (mm)				Max. inflation (BAR)	Max speed (km/h)
									Design		Max. in service			
									Section width	Overall diameter	Overall width	Overall diameter		
21	26705	90/90-21	54R	TT	FRONT	DAKAR		2.15	90	695	99	715	2.3	170

DAKAR (yellow stripe): Tyre with a stronger carcass and higher puncture resistance. Suitable for higher loads, longer adventure trips and extreme conditions.



E-13

Tread pattern for the front wheels recommended for various types of terrain. Developed as a set with E-12 to meet the demands of rally competition.

Inch	Code	Tyre size	LI/SS	Type (TT/TL)	F/R	Version	Stripe colour	Rim (inch)	Tyre dimensions E.T.R.T.O. (mm)				Max. inflation (BAR)	Max speed (km/h)
									Design		Max. in service			
									Section width	Overall diameter	Overall width	Overall diameter		
21	24621	90/90-21	54R	TT	FRONT			2.15	90	695	99	715	2.3	170



E-12

Tread pattern for the rear wheels. Developed to meet the demands of tough rally competitions including Dakar and other all-terrain challenges. Larger block pattern and more open tread offers fantastic grip and wear rate. Based on the popular E-09 Dakar, the E-12 has a lighter carcass marked with a green stripe. This tyre has a slightly larger block pattern and more open tread than the E-09, but offers fantastic grip and wear rate.

Inch	Code	Tyre size	LI/SS	Type (TT/TL)	F/R	Version	Stripe colour	Rim (inch)	Tyre dimensions E.T.R.T.O. (mm)				Max. inflation (BAR)	Max speed (km/h)
									Design		Max. in service			
									Section width	Overall diameter	Overall width	Overall diameter		
18	24620	140/80-18	70R	TT	REAR			3.50	142	681	156	707	2.3	170



C-21

Tread pattern for the front wheels recommended for semi-hard to rocky terrain. C-21 is frequently used in rally competitions with E-12 on rear wheel.

OEM APPROVED Mitas OE partners: Fantic Motor, TM Racing

Inch	Code	Tyre size	LI/SS	Type (TT/TL)	F/R	Version	Stripe colour	Rim (inch)	Tyre dimensions E.T.R.T.O. (mm)				Max. inflation (BAR)	Max speed (km/h)
									Design		Max. in service			
									Section width	Overall diameter	Overall width	Overall diameter		
21	26654	90/90-21	54R	TT	FRONT	SUPER		2.15	90	695	99	715	2.3	170



E-02

Versatile block type tread pattern for front wheels. Recommended in combination with the E-03.

Inch	Code	Tyre size	LI/SS	Type (TT/TL)	F/R	Version	Stripe colour	Rim (inch)	Tyre dimensions E.T.R.T.O. (mm)				Max. inflation (BAR)	Max speed (km/h)
									Design		Max. in service			
									Section width	Overall diameter	Overall width	Overall diameter		
21	23325	3.00-21	54S	TT				1.85	80	703	92	723	2.3	180

E-03

Versatile block type tread pattern for rear wheels. Recommended in combination with the E-02.



Inch	Code	Tyre size	LI/SS	Type (TT/TL)	F/R	Version	Stripe colour	Rim (inch)	Tyre dimensions E.T.R.T.O. (mm)				Max. inflation (BAR)	Max speed (km/h)
									Design		Max. in service			
									Section width	Overall diameter	Overall width	Overall diameter		
18	23187	3.50-18	62R	TT				2.15	93	649	107	673	2.8	170

E-05

Universal tread pattern for front and rear wheels of classic trail motorcycles. Good riding properties on easier terrain and roads as well.



Inch	Code	Tyre size	LI/SS	Type (TT/TL)	F/R	Version	Stripe colour	Rim (inch)	Tyre dimensions E.T.R.T.O. (mm)				Max. inflation (BAR)	Max speed (km/h)
									Design		Max. in service			
									Section width	Overall diameter	Overall width	Overall diameter		
19	24891	4.00-19	65M	TT				2.50	108	697	124	723	2.8	130
21	23324	3.00-21	54S	TT				1.85	80	703	92	723	2.3	180

E-06

Versatile tread pattern for front and rear wheels. Suitable mostly for off road riding.



Inch	Code	Tyre size	LI/SS	Type (TT/TL)	F/R	Version	Stripe colour	Rim (inch)	Tyre dimensions E.T.R.T.O. (mm)				Max. inflation (BAR)	Max speed (km/h)
									Design		Max. in service			
									Section width	Overall diameter	Overall width	Overall diameter		
16	26049	2.75-16	46P	TT				1.85	75	562	86	580	2.8	150

ET-01

Tread pattern for rear wheels suitable for small trail motorcycles.



Inch	Code	Tyre size	LI/SS	Type (TT/TL)	F/R	Version	Stripe colour	Rim (inch)	Tyre dimensions E.T.R.T.O. (mm)				Max. inflation (BAR)	Max speed (km/h)
									Design		Max. in service			
									Section width	Overall diameter	Overall width	Overall diameter		
18	24884	4.00-18	64M	TL		ENDURO		2.50	108	671	124	697	2.3	130



Klemen Gerčar
(MXGP team Sixtytwo Motosport)

OFF-ROAD

MOTOCROSS COMPETITION 28 – 29



JUNIOR MOTOCROSS COMPETITION 30



PIT CROSS 31



MOTOCROSS 32 – 34



ENDURO 35 – 37



ENDURO 38 – 39



EXTREME ENDURO 40 – 41




SPEEDWAY 42 – 43



FLAT TRACK 44



TRIAL 45



APPLICATION OF OFF-ROAD TYRES

Tread pattern	Position	Stripe colour	Sand/mud	Soft	Medium soft	Intermediate	Medium hard	Hard
MOTOCROSS COMPETITION								
TERRA FORCE - MX SAND	[F]+[R]	2x						
TERRA FORCE - MX SM	[F]+[R]							
TERRA FORCE - MX MH	[F]+[R]							
JUNIOR MOTOCROSS COMPETITION								
C-12	[F]+[R]							
C-19	[F]							
C-20	[R]							
SX-30	[F]+[R]							
PIT CROSS								
C-21	[F]							
C-20	[R]							
MOTOCROSS								
C-01	[F]+[R]							
C-02	[R]							
C-04	[R]							
C-10	[R]							
C-11	[F]							
C-17	[F]							
C-16	[R]							
XT-754	[R]							
XT-946	[R]	WHITE						
ENDURO								
TERRA FORCE-EF	[F]+[R]							
TERRA FORCE-MX SM	[F]+[R]							
EF-07	[R]							
EF-05	[R]							
TERRA FORCE-MX MH	[F]							
C-19	[F]							
C-18	[R]							
C-10	[R]							
TERRA FORCE-EF	[F]+[R]							
TERRA FORCE-MX SM	[F]+[R]							
EF-07	[R]							
TERRA FORCE-MX MH	[F]							
C-19	[F]							
C-18	[R]							
XT-754	[R]							
EXTREME ENDURO								
TERRA FORCE-EH	[R]	2x						
EF-07	[R]	2x						
TERRA FORCE-MX MH	[R]	2x						
XT-454	[R]	2x						
C-16	[R]	2x						



Tyre markings for motocross competition, junior motocross competition, pit cross and motocross tyres

- Double red stripe – Motocross competition tyre made from the hardest tread compound for soft and sandy terrain.
- Red and yellow stripe – Motocross competition tyre made from a medium hard tread compound for soft to medium terrain.
- Red and green stripe – Motocross competition tyre made from a softer tread compound for medium to hard terrain.
- Red stripe – Tyre for junior motocross competition and pit cross.
- White stripe – Motocross tyre for winter use (spiking, motoskyöring and ice motocross); it features a classical carcass and a special soft compound (the compound remains flexible and elastic in the freezing cold of up to -10 °C).
- Tyre without a stripe – Motocross tyre suitable for training and hobby riding.



TERRA FORCE-MX SAND Sand/mud Soft Medium Hard

Motocross tyres for sandy conditions. Tread design of the rear tyre has a semi-paddle construction with spacing between knobs that ensures maximum self-cleaning. Large centre and aggressive side knobs provide traction. Tread design of the front tyre acts like a paddle to evacuate sand and deliver traction. A sharp paddle design with a reinforced shoulder supports hard landing after jumping and braking. Tread compound is characterized by high hardness and does not soften during the race.

Inch	Code	Tyre size	LI/SS	Type (TT/TL)	F/R	Version	Stripe colour	Rim (inch)	Tyre dimensions E.T.R.T.O. (mm)				Max. inflation (BAR)	Max speed (km/h)
									Design		Max. in service			
									Section width	Overall diameter	Overall width	Overall diameter		
19	26633	100/90-19	57M*	TT	REAR		2x	2.50	101	663	216	685	2.3	130
19	26647	110/90-19	62M*	TT	REAR		2x	2.75	109	681	136	705	2.3	130
19	26517	120/80-19	63M*	TT	REAR		2x	2.75	119	675	149	699	2.3	130
21	26719	80/100-21	51M*	TT	FRONT		2x	1.85	80	693	88	713	2.3	130

*NHS



TERRA FORCE-MX SM Sand/mud Soft Medium Hard

Motocross tyres for soft to medium terrain. Tread pattern is designed to ensure enhanced traction through the soft ground. Tapered knobs bite deeply into soft terrain and provide improved acceleration, cornering and braking without losing traction. The tyre has a superb self-cleaning ability thanks to wide space between knobs. TERRA FORCE-MX SM has a softer compound than TERRA FORCE-MX SAND.

OEM APPROVED Mitas OE partners: TM Racing

Inch	Code	Tyre size	LI/SS	Type (TT/TL)	F/R	Version	Stripe colour	Rim (inch)	Tyre dimensions E.T.R.T.O. (mm)				Max. inflation (BAR)	Max speed (km/h)
									Design		Max. in service			
									Section width	Overall diameter	Overall width	Overall diameter		
14	26157	70/100-14	40M*	TT	FRONT			1.60	69	496	86	512	2.3	130
18	26311	100/100-18	59M*	TT	REAR			2.50	101	657	126	681	2.3	170
18	26321	110/100-18	64M*	TT	REAR			2.50	109	677	136	703	2.3	130
18	26559	120/90-18	65M*	TT	REAR			2.75	119	673	149	699	2.3	130
19	26645	100/90-19	57M*	TT	REAR			2.50	101	663	216	685	2.3	130
19	26606	110/90-19	62M*	TT	REAR			2.75	109	681	136	705	2.3	130
19	26519	120/80-19	63M*	TT	REAR			2.75	119	675	149	699	2.3	130
21	26731	80/100-21	51M*	TT	FRONT			1.85	80	693	88	713	2.3	130
21	26760	90/90-21	54M*	TT	FRONT			2.15	90	695	99	715	2.3	130

*NHS

TERRA FORCE-MX MH

Sand/mud Soft Medium Hard



Motocross tyres for medium to hard terrain. The shape and arrangement of knobs are designed for maximum traction and control. Front tyre knobs deliver straight line stability, whether rear tyre knobs ensure greater contact with the ground.

TERRA FORCE-MX MH has a softer compound than TERRA FORCE-MX SM.

OEM APPROVED Mitas OE partners: TM Racing

Inch	Code	Tyre size	LI/SS	Type (TT/TL)	F/R	Version	Stripe colour	Rim (inch)	Tyre dimensions E.T.R.T.O. (mm)				Max. inflation (BAR)	Max speed (km/h)
									Design		Max. in service			
									Section width	Overall diameter	Overall width	Overall diameter		
18	26315	100/100-18	59M*	TT	REAR			2.50	101	657	126	681	2.3	170
18	26649	110/100-18	64M*	TT	REAR			2.50	109	677	136	703	2.3	130
18	26353	120/90-18	65M*	TT	REAR			2.75	119	673	149	699	2.3	130
19	26797	100/90-19	57M*	TT	REAR			2.50	101	663	216	685	2.3	130
19	26798	110/90-19	62M*	TT	REAR			2.75	109	681	136	705	2.3	130
19	26516	120/80-19	63M*	TT	REAR			2.75	119	675	149	699	2.3	130
21	26733	80/100-21	51M*	TT	FRONT			1.85	80	693	88	713	2.3	130
21	26761	90/90-21	54M*	TT	FRONT			2.15	90	695	99	715	2.3	130
21	26657	90/100-21	57M*	TT	FRONT			2.15	90	713	113	735	2.3	130

*NHS

MOUSSE

Mitas mousse has been developed in conjunction with Mitas sponsored and test riders. Numerous versions of the product were tested in combination with Mitas tyres on different terrains and in a variety of weather conditions.

Mitas Mousse fits perfectly into Mitas branded motocross tyres and is available in standard version for all terrain use.



NEW

Inch	Code	Size	Version	Position	Aspect	Air pressure estimated	
18	599052	120/90x18	NHS	STANDARD	REAR	CYLINDRICAL	0.8/1.0
	599066	120/100x18	NHS	STANDARD	REAR	CYLINDRICAL	0.8/1.0
19	599047	100/90x19	NHS	STANDARD	REAR	CYLINDRICAL	0.8/1.0
	599048	110/90x19	NHS	STANDARD	REAR	CYLINDRICAL	0.8/1.0
	599051	120/80x19	NHS	STANDARD	REAR	CYLINDRICAL	0.8/1.0
	599049	120/90x19	NHS	STANDARD	REAR	CYLINDRICAL	0.8/1.0
21	599067	80/100x21	NHS	STANDARD	FRONT	CYLINDRICAL	0.8/1.0
	599068	90/90x21	NHS	STANDARD	FRONT	CYLINDRICAL	0.8/1.0
	599069	90/100x21	NHS	STANDARD	FRONT	CYLINDRICAL	0.8/1.0

These recommendations should be followed when using Mitas mousse:

- Only for off-road competition (NHS - Not for Highway Service).
- Maximum speed is 130 km/h (86 mph).
- To be stored at maximum 30 °C (86 °F) in a place protected against the sun.
- Lifetime/shelf life is 8 months from the date of manufacture.





C-12

Sand/mud Soft Medium Hard

A tread pattern for the front and rear wheels of junior motocross motorcycles up to 50 cc. Recommended for soft terrain.

OEM APPROVED Mitas OE partners: Torrot

Inch	Code	Tyre size	LI/SS	Type (TT/TL)	F/R	Version	Stripe colour	Rim (inch)	Tyre dimensions E.T.R.T.O. (mm)				Max. inflation (BAR)	Max speed (km/h)
									Design		Max. in service			
									Section width	Overall diameter	Overall width	Overall diameter		
10	26010	2.50-10	33J*	TT	F/R			1.50	68	389	80	414	2.3	100

*NHS



C-19

Sand/mud Soft Medium Hard

Tread pattern for the front wheels for junior motocross motorcycles from 50 to 150 cc. The choice of Valerio Lata, 2019 85cc FIM Junior Motocross World Champion. Official tyre for Honda 150 European Championship 2017.

OEM APPROVED Mitas OE partners: TM Racing, Torrot

Inch	Code	Tyre size	LI/SS	Type (TT/TL)	F/R	Version	Stripe colour	Rim (inch)	Tyre dimensions E.T.R.T.O. (mm)				Max. inflation (BAR)	Max speed (km/h)
									Design		Max. in service			
									Section width	Overall diameter	Overall width	Overall diameter		
12	26022	2.50-12	37M*	TT	FRONT			1.75	68	440	85	449	2.3	130
14	26043	60/100-14	30M*	TT	FRONT			1.4	60	476	75	490	2.3	130
17	26163	70/100-17	40M*	TT	FRONT			1.60	69	572	86	588	2.3	130
19	26617	70/100-19	42M*	TT	FRONT			1.60	69	623	86	639	2.3	130

*NHS



C-20

Sand/mud Soft Medium Hard

Tread pattern for the rear wheels for junior motocross motorcycles from 50 to 150 cc. The choice of Valerio Lata, 2019 85cc FIM Junior Motocross World Champion. Official tyre for Honda 150 European Championship 2017.

OEM APPROVED Mitas OE partners: TM Racing

Inch	Code	Tyre size	LI/SS	Type (TT/TL)	F/R	Version	Stripe colour	Rim (inch)	Tyre dimensions E.T.R.T.O. (mm)				Max. inflation (BAR)	Max speed (km/h)
									Design		Max. in service			
									Section width	Overall diameter	Overall width	Overall diameter		
10	26028	2.75-10	37M*	TT	REAR			1.85	72	399	90	416	2.3	130
12	26001	80/100-12	50M*	TT	REAR			1.85	80	465	86	485	2.5	130
14	26075	90/100-14	49M*	TT	REAR			2.15	90	536	112	558	2.3	130
16	26092	90/100-16	51M*	TT	REAR			2.15	90	586	113	608	2.3	130

*NHS



SX30

Sand/mud Soft Medium Hard

A tread pattern for the front and rear wheels of junior motocross motorcycles. Recommended for soft to medium terrain. Reinforced tread pattern provides increased tyre resistance. Additional sipes in tread blocks maximise footprint area.

Inch	Code	Tyre size	LI/SS	Type (TT/TL)	F/R	Version	Stripe colour	Rim (inch)	Tyre dimensions E.T.R.T.O. (mm)				Max. inflation (BAR)	Max speed (km/h)
									Design		Max. in service			
									Section width	Overall diameter	Overall width	Overall diameter		
12	26787	80/100-12 MI	50M*	TT	FRONT			1.85	80	465	86	477	2.5	130
14	26786	60/100-14 MI	30M*	TT	REAR			1.40	60	476	65	490	2.3	130

*NHS




Valerio Lata
85cc FIM Junior Motocross World Champion 2019

C-21

Sand/mud Soft Medium Hard

Tread pattern for the front wheels for Pit Cross motorcycles. Developed together with C-20 rear.



Inch	Code	Tyre size	LI/SS	Type (TT/TL)	F/R	Version	Stripe colour	Rim (inch)	Tyre dimensions E.T.R.T.O. (mm)				Max. inflation (BAR)	Max speed (km/h)
									Design		Max. in service			
									Section width	Overall diameter	Overall width	Overall diameter		
14	26071	90/90-14	46M*	TT	FRONT	PIT CROSS		2.15	90	518	113	530	2.3	130

*NHS

C-20

Sand/mud Soft Medium Hard

Tread pattern for the rear wheels for Pit Cross motorcycles. Developed together with C-21 front.



Inch	Code	Tyre size	LI/SS	Type (TT/TL)	F/R	Version	Stripe colour	Rim (inch)	Tyre dimensions E.T.R.T.O. (mm)				Max. inflation (BAR)	Max speed (km/h)
									Design		Max. in service			
									Section width	Overall diameter	Overall width	Overall diameter		
12	26073	90/100-12	46M*	TT	REAR	PIT CROSS		2.15	90	485	97	507	1.75	130

*NHS



C-01

Sand/mud Soft Medium Hard



A block tread pattern for the front and rear wheels for motocross motorcycles. Recommended for soft to medium terrain.

Inch	Code	Tyre size	LI/SS	Type (TT/TL)	F/R	Version	Stripe colour	Rim (inch)	Tyre dimensions E.T.R.T.O. (mm)				Max. inflation (BAR)	Max speed (km/h)
									Design		Max. in service			
									Section width	Overall diameter	Overall width	Overall diameter		
16	26069	3.50-16	58P	TT	F/R			2.15	93	598	166	622	2.3	150

C-02

Sand/mud Soft Medium Hard



M+S

Tread pattern for the rear wheels for motocross and sidecar cross motorcycles. Recommended for medium to medium-hard terrain.

Inch	Code	Tyre size	LI/SS	Type (TT/TL)	F/R	Version	Stripe colour	Rim (inch)	Tyre dimensions E.T.R.T.O. (mm)				Max. inflation (BAR)	Max speed (km/h)
									Design		Max. in service			
									Section width	Overall diameter	Overall width	Overall diameter		
17	26131	130/80-17	65N	TT	REAR			3.00	129	640	161	664	2.3	140
18	26458	110/100-18	71N	TT	REAR			2.50	101	657	126	681	2.3	140
18	26362	120/90-18	71N	TT	REAR			2.75	119	673	148	699	2.3	140
19	26566	120/90-19	66N	TT	REAR			2.75	119	699	148	725	2.3	140

C-04

Sand/mud Soft Medium Hard



Tread pattern for the rear wheels. Recommended for soft to medium terrain.

Inch	Code	Tyre size	LI/SS	Type (TT/TL)	F/R	Version	Stripe colour	Rim (inch)	Tyre dimensions E.T.R.T.O. (mm)				Max. inflation (BAR)	Max speed (km/h)
									Design		Max. in service			
									Section width	Overall diameter	Overall width	Overall diameter		
18	26301	110/90-18	61N*	TT	REAR			2.50	109	655	136	679	2.3	140
18	26357	130/90-18	69N*	TT	REAR			3.00	129	691	161	719	2.3	140

*NHS

C-10

Sand/mud Soft Medium Hard



Tread pattern for the rear wheels. Recommended for soft to intermediate terrain.

Inch	Code	Tyre size	LI/SS	Type (TT/TL)	F/R	Version	Stripe colour	Rim (inch)	Tyre dimensions E.T.R.T.O. (mm)				Max. inflation (BAR)	Max speed (km/h)
									Design		Max. in service			
									Section width	Overall diameter	Overall width	Overall diameter		
18	26336	120/90-18	65M*	TT	REAR			2.75	119	673	149	699	2.3	130

*NHS



C-11

Sand/mud Soft Medium Hard



Tread pattern for the front wheels. Recommended for soft to intermediate terrain.

Inch	Code	Tyre size	LI/SS	Type (TT/TL)	F/R	Version	Stripe colour	Rim (inch)	Tyre dimensions E.T.R.T.O. (mm)				Max. inflation (BAR)	Max speed (km/h)
									Design		Max. in service			
									Section width	Overall diameter	Overall width	Overall diameter		
21	26726	80/100-21	51R*	TT	FRONT			1.85	80	693	88	713	2.3	170

*NHS

C-17

Sand/mud Soft Medium Hard



Tread pattern for the front wheels. Recommended for medium to hard terrain.

Inch	Code	Tyre size	LI/SS	Type (TT/TL)	F/R	Version	Stripe colour	Rim (inch)	Tyre dimensions E.T.R.T.O. (mm)				Max. inflation (BAR)	Max speed (km/h)
									Design		Max. in service			
									Section width	Overall diameter	Overall width	Overall diameter		
21	26708	90/90-21	54R	TT	FRONT			2.15	90	695	99	715	2.3	170

C-16

Sand/mud Soft Medium Hard



Tread pattern for the rear wheels. Recommended for soft to intermediate terrain.

Inch	Code	Tyre size	LI/SS	Type (TT/TL)	F/R	Version	Stripe colour	Rim (inch)	Tyre dimensions E.T.R.T.O. (mm)				Max. inflation (BAR)	Max speed (km/h)
									Design		Max. in service			
									Section width	Overall diameter	Overall width	Overall diameter		
18	26452	100/100-18	59R	TT	REAR			2.50	101	657	126	681	2.3	170
18	26456	110/100-18	64R	TT	REAR			2.50	109	677	136	703	2.3	170
19	26562	100/90-19	57M	TT	REAR			2.50	101	663	216	685	2.3	130
19	26558	110/90-19	62M	TT	REAR			2.75	109	681	136	705	2.3	130
19	26554	120/90-19	66N	TT	REAR			2.75	119	699	148	725	2.3	140

XT-754

Sand/mud Soft Medium Hard



Tread pattern for the rear wheels. Recommended for soft to medium terrain.

Inch	Code	Tyre size	LI/SS	Type (TT/TL)	F/R	Version	Stripe colour	Rim (inch)	Tyre dimensions E.T.R.T.O. (mm)				Max. inflation (BAR)	Max speed (km/h)
									Design		Max. in service			
									Section width	Overall diameter	Overall width	Overall diameter		
18	28078	110/100-18	64P	TT	REAR			2.50	109	677	136	703	2.3	150
18	28023	120/90-18	63P	TT	REAR			2.75	119	697	149	725	2.3	150
19	28063	110/90-19	62M	TT	REAR			2.75	109	681	136	705	2.3	130



XT-946

Sand/mud Soft Medium Hard

Motocross tyre with a special soft compound; the compound is flexible and elastic in the freezing cold up to -10°C and offers good grip in such conditions. Recommended for soft to intermediate terrain.

Inch	Code	Tyre size	LI/SS	Type (TT/TL)	F/R	Version	Stripe colour	Rim (inch)	Tyre dimensions E.T.R.T.O. (mm)				Max. inflation (BAR)	Max speed (km/h)
									Design		Max. in service			
									Section width	Overall diameter	Overall width	Overall diameter		
18	28004	120/100-18	68M	TT	REAR	ICE SOFT	WHITE	2.75	119	697	149	725	2.3	130



Tyre markings for enduro and extreme enduro tyres

- Yellow stripe (Super) – Tyre made from a softer compound for Enduro FIM and cross country competitions. Since in these races types of surfaces are alternating from soft to hard, a medium hard compound is used to deliver performance on different surfaces.
- Green stripe (Super Light) – Tyre with a softer carcass and soft tread compound for extreme enduro or cross country competitions on harder terrains. The tread compound is softer than the yellow-stripe (Super) version and designed for harder terrain.
- Double green stripe (Super Soft) – Tyre with a softer carcass and extra soft tread compound for rocky terrain and most demanding extreme enduro competitions.

TERRA FORCE - EF

Sand/mud Soft Medium Hard

New generation of enduro tyres.

The Mitas TERRA FORCE-EF Super features a fibrous durable long-lasting rubber compound that ensures outstanding grip and very low abrasion even on hard terrain. It resists tearing and cutting, and is therefore suited to wide range of terrains, from soft and intermediate to rocky. Tread pattern knobs are designed to meet specific FIM (Fédération Internationale de Motocyclisme) regulations.

NEW



Inch	Code	Tyre size	LI/SS	Type (TT/TL)	F/R	Version	Stripe colour	Rim (inch)	Tyre dimensions E.T.R.T.O. (mm)				Max. inflation (BAR)	Max speed (km/h)
									Design		Max. in service			
									Section width	Overall diameter	Overall width	Overall diameter		
18	26405	120/90-18	65R	TT	REAR	SUPER	Yellow	2.75	119	673	149	699	2.8	170
18	26283	140/80-18	70R	TT	REAR	SUPER	Yellow	3.50	142	681	178	707	2.3	170
21	26747	90/90-21	54R	TT	FRONT	SUPER	Yellow	2.15	90	695	99	715	2.3	170
21	26745	90/100-21	57R	TT	FRONT	SUPER	Yellow	2.15	90	713	113	735	2.3	170

FIM compliant

TERRA FORCE - MX SM

Sand/mud Soft Medium Hard

TERRA FORCE-MX SM Super is a new generation of the C-18 tread pattern. It is designed for cross country racing and ideal for various off-road terrains – from medium soft to intermediate and medium hard. A spaced knob design contributes to great self cleaning ability in mud or sand while side knobs with a hooked profile support acceleration.

NEW



Inch	Code	Tyre size	LI/SS	Type (TT/TL)	F/R	Version	Stripe colour	Rim (inch)	Tyre dimensions E.T.R.T.O. (mm)				Max. inflation (BAR)	Max speed (km/h)
									Design		Max. in service			
									Section width	Overall diameter	Overall width	Overall diameter		
18	26550	120/90-18	65M*	TT	REAR	SUPER	Yellow	2.75	119	673	149	699	2.3	130
21	26757	90/90-21	54M*	TT	FRONT	SUPER	Yellow	2.15	90	695	99	715	2.3	130

*NHS



EF-07

Sand/mud Soft Medium Hard

The EF-07 Super was designed to meet the FIM specifications for sport enduro competitions. Knob distribution and geometry are designed to offer outstanding grip and traction with high resistance in both dry and wet conditions, and from soft/loose to hard terrains. The tread compound is resistant to tearing and cutting, and suited to a wide range of terrains – from soft and intermediate to rocky conditions.

OEM APPROVED Mitas OE partners: Fantic Motor, TM Racing

Inch	Code	Tyre size	LI/SS	Type (TT/TL)	F/R	Version	Stripe colour	Rim (inch)	Tyre dimensions E.T.R.T.O. (mm)				Max. inflation (BAR)	Max speed (km/h)
									Design		Max. in service			
									Section width	Overall diameter	Overall width	Overall diameter		
18	26408	110/80-18	58M	TT	REAR	SUPER		2.50	109	633	136	655	2.8	130
18	26406	120/90-18	71R	TT	REAR	SUPER		2.75	119	673	149	699	2.8	170
18	26276	130/90-18	69R	TT	REAR	SUPER		2.75	129	691	161	719	2.3	170
18	26280	140/80-18	70R	TT	REAR	SUPER		3.50	142	681	178	707	2.3	170

FIM compliant



EF-05

Sand/mud Soft Medium Hard

Tread pattern for the rear wheels for Enduro FIM races. Suitable for a wide range of terrain. Very good grip properties and very low tyre wear, even on hard terrain.

Inch	Code	Tyre size	LI/SS	Type (TT/TL)	F/R	Version	Stripe colour	Rim (inch)	Tyre dimensions E.T.R.T.O. (mm)				Max. inflation (BAR)	Max speed (km/h)
									Design		Max. in service			
									Section width	Overall diameter	Overall width	Overall diameter		
19	26522	120/80-19	63R	TT	REAR	SUPER		2.75	119	675	148	699	2.3	170

FIM compliant



TERRA FORCE-MX MH

Sand/mud Soft Medium Hard

TERRA FORCE-MX MH Super is a new generation of the C-19 Super. It is designed for enduro, cross country and even extreme enduro races. The central knobs have an arrow-like layout and the side knobs deliver straight line stability.

NEW

Inch	Code	Tyre size	LI/SS	Type (TT/TL)	F/R	Version	Stripe colour	Rim (inch)	Tyre dimensions E.T.R.T.O. (mm)				Max. inflation (BAR)	Max speed (km/h)
									Design		Max. in service			
									Section width	Overall diameter	Overall width	Overall diameter		
21	26659	90/100-21	57M*		FRONT	SUPER		2.15	90	713	113	735	2.3	130

*NHS



C-19

Sand/mud Soft Medium Hard

Tread pattern for Enduro and Cross country racing.

OEM APPROVED Mitas OE partners: Fantic Motor


Inch	Code	Tyre size	LI/SS	Type (TT/TL)	F/R	Version	Stripe colour	Rim (inch)	Tyre dimensions E.T.R.T.O. (mm)				Max. inflation (BAR)	Max speed (km/h)
									Design		Max. in service			
									Section width	Overall diameter	Overall width	Overall diameter		
21	26709	90/90-21	54R	TT	FRONT	SUPER		2.15	90	695	99	715	2.3	170
21	26104	90/100-21	57R	TT	FRONT	SUPER		2.15	90	713	113	735	2.3	130

FIM compliant

C-18

Sand/mud Soft Medium Hard

High durability tyre with resistant tread compound suitable for all terrains of cross country racing. A spaced knob design for great self cleaning ability in mud or sand. Side knobs with a hooked profile aid acceleration.




Inch	Code	Tyre size	LI/SS	Type (TT/TL)	F/R	Version	Stripe colour	Rim (inch)	Tyre dimensions E.T.R.T.O. (mm)				Max. inflation (BAR)	Max speed (km/h)
									Design		Max. in service			
									Section width	Overall diameter	Overall width	Overall diameter		
18	26555	120/90-18	65R	TT	REAR	SUPER		2.75	119	673	149	699	2.3	170

C-10

Sand/mud Soft Medium Hard

High durability tyre with resistant tread compound suitable for all terrains of cross country racing. For Enduro competitions where FIM tyres are not required.



Inch	Code	Tyre size	LI/SS	Type (TT/TL)	F/R	Version	Stripe colour	Rim (inch)	Tyre dimensions E.T.R.T.O. (mm)				Max. inflation (BAR)	Max speed (km/h)
									Design		Max. in service			
									Section width	Overall diameter	Overall width	Overall diameter		
18	26338	120/90-18	65R*	TT	REAR	SUPER		2.75	119	673	149	699	2.3	170

*NHS



Sandra Gomez
Photo: Mihai Birca



TERRA FORCE-EF

Sand/mud Soft Medium Hard

New generation of enduro tyres for the toughest competitions.



NEW

Mitas TERRA FORCE-EF Super Light is designed for harder enduro races. Compared to the Super version, it has a softer tread compound that ensures better adhesion and performance on hard and rocky terrain or in wet. Tread pattern knobs are designed to meet specific FIM (Fédération Internationale de Motocyclisme) regulations.

Inch	Code	Tyre size	LI/SS	Type (TT/TL)	F/R	Version	Stripe colour	Rim (inch)	Tyre dimensions E.T.R.T.O. (mm)				Max. inflation (BAR)	Max speed (km/h)
									Design		Max. in service			
									Section width	Overall diameter	Overall width	Overall diameter		
18	26401	120/90-18	65M	TT	REAR	SUPER LIGHT		2.75	119	673	149	699	2.8	170
18	26284	140/80-18	70M	TT	REAR	SUPER LIGHT		3.50	142	681	178	707	2.3	170
21	26748	90/90-21	54R	TT	FRONT	SUPER LIGHT		2.15	90	695	99	715	2.3	170
21	26744	90/100-21	57R	TT	FRONT	SUPER LIGHT		2.15	90	713	113	735	2.3	170

FIM compliant



NEW

TERRA FORCE-MX SM

Sand/mud Soft Medium Hard

TERRA FORCE-MX SM Super Light is a new generation of the C-18 tread pattern. It is designed for cross country racing on harder and stony surfaces with excellent grip on wet roots and rocky terrain. A spaced knob design contributes to great self cleaning ability in mud or sand while side knobs with a hooked profile support acceleration.

Inch	Code	Tyre size	LI/SS	Type (TT/TL)	F/R	Version	Stripe colour	Rim (inch)	Tyre dimensions E.T.R.T.O. (mm)				Max. inflation (BAR)	Max speed (km/h)
									Design		Max. in service			
									Section width	Overall diameter	Overall width	Overall diameter		
18	26323	110/100-18	64M*	TT	REAR	SUPER LIGHT		2.50	109	677	136	703	2.3	130
18	26561	120/90-18	65M*	TT	REAR	SUPER LIGHT		2.75	119	673	149	699	2.3	130
19	26650	100/90-19	57M*	TT	REAR	SUPER LIGHT		2.50	101	663	216	685	2.3	130
19	26607	110/90-19	62M*	TT	REAR	SUPER LIGHT		2.75	109	681	136	705	2.3	130
21	26758	90/90-21	54M*	TT	FRONT	SUPER LIGHT		2.15	90	695	99	715	2.3	130

*NHS

EF-07

Sand/mud Soft Medium Hard



The EF-07 Super Light is made from a slightly softer tread compound than the Super version. It ensures excellent handling in wet forest and meadow soils and is designed for the toughest competition.

Inch	Code	Tyre size	LI/SS	Type (TT/TL)	F/R	Version	Stripe colour	Rim (inch)	Tyre dimensions E.T.R.T.O. (mm)				Max. inflation (BAR)	Max speed (km/h)
									Design		Max. in service			
									Section width	Overall diameter	Overall width	Overall diameter		
18	26402	120/90-18	71R	TT	REAR	SUPER LIGHT		2.75	119	673	149	699	2.8	170
18	26278	130/90-18	69R	TT	REAR	SUPER LIGHT		2.75	129	691	161	719	2.3	170
18	26274	140/80-18	70R	TT	REAR	SUPER LIGHT		3.50	142	681	178	707	2.3	170

FIM compliant

TERRA FORCE-MX MH

Sand/mud Soft Medium Hard

TERRA FORCE-MX MH Super Light is a new generation of the C-19 Super Light. It is designed for enduro and extreme enduro races. The central knobs have an arrow-like layout and the side knobs deliver straight line stability.



NEW

Inch	Code	Tyre size	LI/SS	Type (TT/TL)	F/R	Version	Stripe colour	Rim (inch)	Tyre dimensions E.T.R.T.O. (mm)				Max. inflation (BAR)	Max speed (km/h)
									Design		Max. in service			
									Section width	Overall diameter	Overall width	Overall diameter		
21	26660	90/100-21	57M*	TT	FRONT	SUPER LIGHT		2.15	90	713	113	735	2.3	130

*NHS

C-19

Sand/mud Soft Medium Hard

Tread pattern for Enduro, Extreme Enduro and Cross country racing. C-19 Super Light is made from a softer tread compound. It has a lighter carcass (one textile ply less) than the C-19 Super.



Inch	Code	Tyre size	LI/SS	Type (TT/TL)	F/R	Version	Stripe colour	Rim (inch)	Tyre dimensions E.T.R.T.O. (mm)				Max. inflation (BAR)	Max speed (km/h)
									Design		Max. in service			
									Section width	Overall diameter	Overall width	Overall diameter		
21	26710	90/90-21	54R	TT	FRONT	SUPER LIGHT		2.15	90	695	99	715	2.3	170
21	26105	90/100-21	54R	TT	FRONT	SUPER LIGHT		2.15	90	713	113	735	2.3	130

FIM compliant

C-18

Sand/mud Soft Medium Hard

Tread pattern for Cross Country and Extreme Enduro races. Excellent grip on wet roots and rocky terrain. A great sticky tyre for wet roots and rocks made to handle all circumstances. Softer tread compound allows the tyre to flex without tearing knobs. The C-18 Super Light has a lighter carcass (one textile ply less) than the C-18 Super.




Inch	Code	Tyre size	LI/SS	Type (TT/TL)	F/R	Version	Stripe colour	Rim (inch)	Tyre dimensions E.T.R.T.O. (mm)				Max. inflation (BAR)	Max speed (km/h)
									Design		Max. in service			
									Section width	Overall diameter	Overall width	Overall diameter		
18	26330	110/100-18	59R	TT	REAR	SUPER LIGHT		2.50	109	677	136	703	2.3	170
18	26557	120/90-18	65R	TT	REAR	SUPER LIGHT		2.75	119	673	149	699	2.3	170
19	26641	100/90-19	57M	TT	REAR	SUPER LIGHT		2.50	101	663	216	685	2.3	130
19	26614	110/90-19	62M	TT	REAR	SUPER LIGHT		2.75	109	681	136	705	2.3	130

XT-754

Sand/mud Soft Medium Hard

Extremely aggressive tread design. Works great on a tough uphill covered with loose shale, it does not cut or tear knobs. High-profile knobs that dig deep. Exceptional traction on any loose terrain. Semi-soft and long-lasting compound.



Inch	Code	Tyre size	LI/SS	Type (TT/TL)	F/R	Version	Stripe colour	Rim (inch)	Tyre dimensions E.T.R.T.O. (mm)				Max. inflation (BAR)	Max speed (km/h)
									Design		Max. in service			
									Section width	Overall diameter	Overall width	Overall diameter		
18	28022	120/90-18	65M*	TT	REAR	SUPER LIGHT		2.75	119	673	149	699	2.3	170



TERRA FORCE-EH

Sand/mud Soft Medium Hard

New generation of extreme enduro tyres for the most demanding conditions.



NEW

Mitas TERRA FORCE-EH Super Soft features an extra soft sticky tread compound for extreme enduro races. The tyre is best suited to extreme rocky, stony, wet and mud terrains. It is ideal for vertical climbs on extreme enduro races and for all extreme terrains.

Inch	Code	Tyre size	LI/SS	Type (TT/TL)	F/R	Version	Stripe colour	Rim (inch)	Tyre dimensions E.T.R.T.O. (mm)				Max. inflation (BAR)	Max speed (km/h)
									Design		Max. in service			
									Section width	Overall diameter	Overall width	Overall diameter		
18	26400	120/90-18	65M*	TT	REAR	SUPER SOFT	2x	2.75	119	673	149	699	2.3	130
18	26285	140/80-18	70M*	TT	REAR	SUPER SOFT	2x	3.50	142	681	178	707	2.3	130

*NHS



EF-07

Sand/mud Soft Medium Hard

The Mitas EF-07 Super Soft is a rear tyre combining the enduro tread and ultra sticky soft compound for extreme, most demanding conditions. It is designed for vertical climbs and used in extreme enduro races. Its significantly enhanced carcass and extra soft compound are ideal for all terrains and offer an excellent grip.

Inch	Code	Tyre size	LI/SS	Type (TT/TL)	F/R	Version	Stripe colour	Rim (inch)	Tyre dimensions E.T.R.T.O. (mm)				Max. inflation (BAR)	Max speed (km/h)
									Design		Max. in service			
									Section width	Overall diameter	Overall width	Overall diameter		
18	26273	140/80-18	70R*	TT	REAR	SUPER SOFT	2x	3.50	142	681	178	707	2.3	170

*NHS



TERRA FORCE-MX MH

Sand/mud Soft Medium Hard

Motocross competition tread design TERRA FORCE-MX MH in Super Soft version. Versatile tyre for different types of terrains and conditions. It ensures great stability in corners and holds straight line in deep ruts.


Inch	Code	Tyre size	LI/SS	Type (TT/TL)	F/R	Version	Stripe colour	Rim (inch)	Tyre dimensions E.T.R.T.O. (mm)				Max. inflation (BAR)	Max speed (km/h)
									Design		Max. in service			
									Section width	Overall diameter	Overall width	Overall diameter		
18	26354	120/90-18	65M*	TT	REAR	SUPER SOFT	2x	2.75	119	673	149	699	2.3	130

*NHS

XT-454

Sand/mud Soft Medium Hard

Motocross tyre design with an extra soft tread compound that will work on various medium to extremely hard terrains. With the help of bigger block design this tyre will perform good and stay durable also on sharp rocks and extremely hard terrains.



Inch	Code	Tyre size	LI/SS	Type (TT/TL)	F/R	Version	Stripe colour	Rim (inch)	Tyre dimensions E.T.R.T.O. (mm)				Max. inflation (BAR)	Max speed (km/h)
									Design		Max. in service			
									Section width	Overall diameter	Overall width	Overall diameter		
18	28082	110/100-18	54M*	TT	REAR	SUPER SOFT	2x	2.50	109	677	136	703	2.3	130

*NHS

C-16

Sand/mud Soft Medium Hard

Super Soft version of legendary C-16 for everyday extreme enduro training. It offers exceptional grip and wear in various conditions.



Inch	Code	Tyre size	LI/SS	Type (TT/TL)	F/R	Version	Stripe colour	Rim (inch)	Tyre dimensions E.T.R.T.O. (mm)				Max. inflation (BAR)	Max speed (km/h)
									Design		Max. in service			
									Section width	Overall diameter	Overall width	Overall diameter		
18	26457	110/100-18	64M*	TT	REAR	SUPER SOFT	2x	2.50	109	677	136	703	2.3	130

*NHS

MOUSSE

Mitas mousse has been developed in conjunction with Mitas sponsored and test riders. Numerous versions of the product were tested in combination with Mitas tyres on different terrains and in a variety of weather conditions.

Mitas Mousse fits perfectly into Mitas branded enduro and extreme enduro tyres and is available in three different versions: Standard for all terrain use, Soft for hard terrain and Extreme for ultra-hard types of terrain



Inch	Code	Size	Version	Position	Aspect	Air pressure estimated	
18	599064	110/80x18	NHS	STANDARD	REAR	CYLINDRICAL	0.8/1.0
	599052	120/90x18	NHS	STANDARD	REAR	CYLINDRICAL	0.8/1.0
	599053	120/90x18	NHS	SOFT	REAR	CYLINDRICAL	0.5/0.6
	599054	140/80x18	NHS	STANDARD	REAR	CYLINDRICAL	0.8/1.1
	599055	140/80x18	NHS	SOFT	REAR	CYLINDRICAL	0.5/0.6
	599059	140/80x18	NHS	EXTREME	REAR	FLAT	0.5/0.6
19	599047	100/90x19	NHS	STANDARD	REAR	CYLINDRICAL	0.8/1.0
	599048	110/90x19	NHS	STANDARD	REAR	CYLINDRICAL	0.8/1.0
	599051	120/80x19	NHS	STANDARD	REAR	CYLINDRICAL	0.8/1.0
21	599068	90/90x21	NHS	STANDARD	FRONT	CYLINDRICAL	0.8/1.0
	599069	90/100x21	NHS	STANDARD	FRONT	CYLINDRICAL	0.8/1.0

These recommendations should be followed when using Mitas mousse:

- Only for off-road competition (NHS - Not for Highway Service).
- Maximum speed is 130 km/h (86 mph).
- To be stored at maximum 30 °C (86 °F) in a place protected against the sun.
- Lifetime/shelf life is 8 months from the date of manufacture.





SW-07

Multifunctional top performance tyre used in Speedway Grand Prix on all types of speedway tracks. Reinforced sidewall and optimised tread pattern with special compound provide best grip and handling on start and cornering. The choice of Bartosz Zmarzlik, 2019 FIM Speedway Grand Prix World Champion.

Inch	Code	Tyre size	LI/SS	Type (TT/TL)	F/R	Version	Stripe colour	Rim (inch)	Tyre dimensions E.T.R.T.O. (mm)				Max. inflation (BAR)	Max speed (km/h)
									Design		Max. in service			
									Section width	Overall diameter	Overall width	Overall diameter		
19	24532	3.75-19	61P*	TT	REAR			2.15	99	697	129	711	2.3	150

FIM homologated
*NHS



SW-08

Slick tread pattern specially developed for use with spikes for ice speedway racing.

Inch	Code	Tyre size	LI/SS	Type (TT/TL)	F/R	Version	Stripe colour	Rim (inch)	Tyre dimensions E.T.R.T.O. (mm)				Max. inflation (BAR)	Max speed (km/h)
									Design		Max. in service			
									Section width	Overall diameter	Overall width	Overall diameter		
21	24696	3.00-21	57P*	TT	REAR	ICE SPEEDWAY		1.85	80	703	86	715	2.3	150
23	24854	2.50-23	48P*	TT	REAR	ICE SPEEDWAY		1.50	64	735	74	750	2.3	150

*NHS



SW-11

Tread pattern for junior speedway motorcycles. Used together with SW-10 rear.

Inch	Code	Tyre size	LI/SS	Type (TT/TL)	F/R	Version	Stripe colour	Rim (inch)	Tyre dimensions E.T.R.T.O. (mm)				Max. inflation (BAR)	Max speed (km/h)
									Design		Max. in service			
									Section width	Overall diameter	Overall width	Overall diameter		
19	24796	2 1/4-19	30P*	TT	FRONT			2.15	99	697	129	711	2.3	150

*NHS



SW-10


Tread pattern for junior speedway motorcycles developed on the basis of SW-07. Used together with SW-11 front.

Inch	Code	Tyre size	LI/SS	Type (TT/TL)	F/R	Version	Stripe colour	Rim (inch)	Tyre dimensions E.T.R.T.O. (mm)				Max. inflation (BAR)	Max speed (km/h)
									Design		Max. in service			
									Section width	Overall diameter	Overall width	Overall diameter		
17	24100	3.00-17	50P*	TT	REAR			1.85	80	602	92	711	2.3	150

*NHS

SW-12

Tread pattern for all types of speedway races. Combination with SW-07 and SW-13 rear.



Inch	Code	Tyre size	LI/SS	Type (TT/TL)	F/R	Version	Stripe colour	Rim (inch)	Tyre dimensions E.T.R.T.O. (mm)				Max. inflation (BAR)	Max speed (km/h)
									Design		Max. in service			
									Section width	Overall diameter	Overall width	Overall diameter		
23	24850	2.75-23	48P*	TT	FRONT			1.85	75	715	86	733	2.3	150

*NHS

SW-13

Tread pattern for long track speedway races. Multifunctional tyre that works excellently on all types of long tracks.




Inch	Code	Tyre size	LI/SS	Type (TT/TL)	F/R	Version	Stripe colour	Rim (inch)	Tyre dimensions E.T.R.T.O. (mm)				Max. inflation (BAR)	Max speed (km/h)
									Design		Max. in service			
									Section width	Overall diameter	Overall width	Overall diameter		
22	24845	2.75-22	50P*	TT	F + R	LONG TRACK		1.85	75	740	86	758	2.3	150

*NHS

SW-14

Tread pattern for junior speedway motorcycles (up to 50cc engine).



Inch	Code	Tyre size	LI/SS	Type (TT/TL)	F/R	Version	Stripe colour	Rim (inch)	Tyre dimensions E.T.R.T.O. (mm)				Max. inflation (BAR)	Max speed (km/h)
									Design		Max. in service			
									Section width	Overall diameter	Overall width	Overall diameter		
10	24025	2.50-10	4PR*	TT	F + R			1.50	68	389	80	414	2.5	100

*NHS






H-18

H-18 Flat Track with a soft compound, is a flat track racing tyre designed for hard track surfaces. Flat Track version is not street legal and is marked NHS (Not for Highway Service)
H-18 Road is suitable for road motorcycles and is street legal.

OEM APPROVED Mitas OE partners: Fantic Motor

Inch	Code	Tyre size	LI/SS	Type (TT/TL)	F/R	Version	Stripe colour	Rim (inch)	Tyre dimensions E.T.R.T.O. (mm)				Max. inflation (BAR)	Max speed (km/h)
									Design		Max. in service			
									Section width	Overall diameter	Overall width	Overall diameter		
19	23413	130/80-19 (27x7-19)	71H	TT	FRONT	ROAD		3.00	129	691	142	705	2.3	210
19	23440	140/80-19 (27.5x7.5-19)	71H	TT	REAR	ROAD		3.50	142	707	156	723	2.3	210
19	23409	130/80-19 (27x7-19)	NHS	TT	FRONT	FLAT TRACK		3.00	129	691	142	705	2.3	210
19	23438	140/80-19 (27.5x7.5-19)	NHS	TT	REAR	FLAT TRACK		3.50	142	707	156	723	2.3	210



FT-18

New generation of flat track racing tyre with bigger knobs and improved grip in corners.

Inch	Code	Tyre size	LI/SS	Type (TT/TL)	F/R	Version	Stripe colour	Rim (inch)	Tyre dimensions E.T.R.T.O. (mm)				Max. inflation (BAR)	Max speed (km/h)
									Design		Max. in service			
									Section width	Overall diameter	Overall width	Overall diameter		
19	23443	27.5x7.5-19	NHS	TT	REAR	FLAT TRACK		3.50	142	707	156	723	2.3	210
19	23446	27x7-19	NHS	TT	FRONT	FLAT TRACK		3.00	129	691	142	705	2.3	210



ET-01

ET-01 4.00-18 is available in two versions. X-PRO version with extra soft compound for professional trial competitions. It ensures excellent tyre grip and riding properties on a wide range of terrains. The second option of ET-01 4.00-18 provides good durability and is suitable for trainings. Both can be combined with ET-01 2.75-21 front.

OEM APPROVED Mitas OE partners: Beta, Sherco



Inch	Code	Tyre size	LI/SS	Type (TT/TL)	F/R	Version	Stripe colour	Rim (inch)	Tyre dimensions E.T.R.T.O. (mm)				Max. inflation (BAR)	Max speed (km/h)
									Design		Max. in service			
									Section width	Overall diameter	Overall width	Overall diameter		
18	24883	4.00-18	64M	TL	REAR	M+S		2.50	108	671	124	697	2.3	130
18	24885	4.00-18	64M	TL	REAR	X PRO	2x	2.50	108	671	124	697	2.3	130
21	24667	2.75-21	45M	TL	FRONT	M+S		1.85	75	689	86	707	2.3	130





TOURING FORCE-SC

Urban scooter tyre for a short city trip or for longer journeys.

High dimensional stable carcass technology and a specially developed tread compound, provide high riding comfort and excellent handling performance. The tread pattern ends before the edge of the tyre shoulder and delivers great stability; precision on straights and bends and grip in all weather conditions. 3D virtual technology used during the development of tyre construction ensures correct water displacement and balanced tyre wear.

The unique tread compound using end-functionalized S-SBR elastomers together with high active reinforcing filler in combination with special resins, is a guarantee for high grip in wet and dry conditions.



SCOOTER

COMMUTING 47 – 51



SPORT & RACING 52 – 53



WINTER 54



CLASSIC 55 – 57



Inch	Code	Tyre size	LI/SS	Type (TT/TL)	F/R	Version	Stripe colour	Rim (inch)	Tyre dimensions E.T.R.T.O. (mm)				Max. inflation (BAR)	Max speed (km/h)
									Design		Max. in service			
								Section width	Overall diameter	Overall width	Overall diameter			
10	598262	3.50-10	51P	TL	F/R			2.50	92	437	99	448	2.5	150
10	598190	90/90-10	50J	TL	F/R			2.15	90	416	97	428	2.5	100
10	598192	100/80-10	53L	TL	F/R			2.50	101	414	109	426	2.5	100
10	598194	100/90-10 REINF.	61J	TL	F/R			2.50	101	434	109	444	3	100
10	598263	120/90-10	66L	TL	F/R			2.75	119	470	129	486	1.75	120
10	598195	130/70-10 REINF.	59P	TL	REAR			3.50	129	436	139	448	2.8	150
10	598264	130/90-10	61L	TL	REAR			3.00	129	488	139	504	1.75	120
12	598265	110/70-12	47P	TL	F/R			3.00	110	459	119	469	2.3	150
12	598277	110/80-12	61L	TL	F/R			2.50	109	481	118	493	2.5	120
12	598278	110/90-12	64P	TL	FRONT			2.50	109	503	118	517	2.5	150
12	592158	120/70-12	51L	TL	F/R			3.50	122	473	132	485	2.3	120
12	592169	120/70-12	51S	TL	F/R			3.50	122	473	132	485	2.8	180
12	592141	120/70-12 REINF.	58P	TL	F/R			3.50	122	473	132	485	2.8	150
12	592542	130/70-12	56L	TL	F/R			3.50	129	487	139	499	2.3	120
12	592533	130/70-12 REINF.	64P	TL	F/R			3.50	129	487	139	499	2.8	150
12	598196	140/70-12 REINF.	65P	TL	REAR			4.00	141	501	152	515	2.8	150
13	598197	110/90-13	56P	TL	FRONT			2.50	109	528	120	542	2.3	150
13	598280	120/70-13	53L	TL	FRONT			3.50	122	498	134	510	2.3	120
13	598282	120/70-13	53P	TL	FRONT			3.50	122	498	134	510	2.8	150
13	598198	130/60-13	53J	TL	F/R			3.50	129	486	142	496	2.3	100
13	598199	130/60-13 REINF.	60P	TL	F/R			3.50	129	486	142	496	2.8	150
13	598200	130/70-13 REINF.	63P	TL	REAR			3.50	129	512	142	524	2.8	150
13	598223	140/60-13	57L	TL	REAR			3.75	139	498	153	510	2.3	120
13	598224	140/60-13 REINF.	63P	TL	REAR			3.75	139	498	153	510	2.8	150
13	595134	150/70-13	64S	TL	REAR			4.25	151	540	166	554	2.3	180
14	598283	80/80-14 REINF.	53L	TL	F/R			1.85	80	484	88	492	3	120
14	598225	80/90-14	40P	TL	F/R			1.85	80	500	88	510	2.3	150
14	595135	90/90-14	46P	TL	F/R			2.15	90	518	99	530	2.3	150
14	598284	100/70-14 REINF.	53L	TL	F/R			2.50	100	498	110	507	2.8	120

Chart continues on the next page →

**TOURING FORCE-SE**

Inch	Code	Tyre size	LI/SS	Type (TT/TL)	F/R	Version	Stripe colour	Rim (inch)	Tyre dimensions E.T.R.T.O. (mm)				Max. inflation (BAR)	Max speed (km/h)
									Design		Max. in service			
									Section width	Overall diameter	Overall width	Overall diameter		
14	595136	100/90-14 REINF.	57P	TL	F/R			2.50	101	536	111	548	2.8	150
14	598285	110/80-14	59P	TL	F/R			2.50	109	532	120	544	2.8	150
14	598227	120/70-14	55L	TL	F/R			3.50	122	524	134	536	2.3	120
14	598228	120/70-14	55P	TL	F/R			3.50	122	524	134	536	2.3	150
14	598233	120/70-14	55S	TL	F/R			3.50	122	524	134	536	2.3	180
14	595138	120/80-14	58S	TL	F/R			2.75	119	548	131	562	2.3	180
14	595131	140/60-14 REINF.	64P	TL	REAR			3.75	139	524	153	536	2.8	150
14	595132	140/60-14 REINF.	64S	TL	REAR			3.75	139	524	153	536	2.8	180
14	592514	140/70-14 REINF.	68P	TL	REAR			3.75	139	552	153	566	2.8	150
14	592527	140/70-14 REINF.	68S	TL	REAR			3.75	139	552	153	566	2.8	180
14	598234	150/70-14	66S	TL	REAR			4.25	151	566	166	580	2.3	180
15	595133	120/70-15	56P	TL	FRONT			3.50	122	549	134	561	2.3	150
15	595137	120/70-15	56S	TL	FRONT			3.50	122	549	134	561	2.3	180
15	598235	130/80-15	63P	TL	REAR			3.00	129	589	142	603	2.3	150
15	598286	140/70-15 REINF.	69P	TL	REAR			3.75	139	577	142	591	2.8	150
16	598236	80/90-16 REINF.	48P	TL	F/R			1.85	80	550	88	560	2.3	150
16	598287	80/80-16 REINF.	45P	TL	F/R			1.85	80	534	88	542	2.8	150
16	598288	90/80-16 REINF.	51P	TL	F/R			2.15	90	550	99	560	2.8	150
16	595139	100/80-16	50P	TL	FRONT			2.50	101	566	111	578	2.3	150
16	592156	110/70-16	52P	TL	F/R			3.00	110	560	121	570	2.3	150
16	592170	110/70-16	52S	TL	F/R			3.00	110	560	121	570	2.3	180
16	598289	120/70-16	57P	TL	FRONT			3.50	122	574	134	586	2.3	150
16	595141	120/80-16	60P	TL	REAR			2.75	119	598	131	612	2.3	150
16	595143	130/70-16	61P	TL	REAR			3.50	129	588	142	600	2.3	150
16	595144	140/70-16	65P	TL	REAR			3.75	139	602	153	616	2.3	150
16	595145	140/70-16	65S	TL	REAR			3.75	139	602	153	616	2.3	180

**MC 20 MONSUM**

Multifunctional tyre with great performance on wet and damaged city roads. Selected sizes are available in white wall version.

OEM APPROVED Mitas OE partners: Kumpan Electric



Inch	Code	Tyre size	LI/SS	Type (TT/TL)	F/R	Version	Stripe colour	Rim (inch)	Tyre dimensions E.T.R.T.O. (mm)				Max. inflation (BAR)	Max speed (km/h)
									Design		Max. in service			
									Section width	Overall diameter	Overall width	Overall diameter		
10	573157	3.50-10	51P	TL				2.50	92	437	99	448	2.5	150
10	573158	3.50-10	51P	TL		WHITE WALL		2.50	92	437	99	448	2.5	150
10	577616	3.50-10	51P	TL		HARD		2.50	92	437	99	448	2.5	150
10	573144	120/90-10	57L	TL				2.75	119	470	129	486	1.75	120
10	573155	130/90-10	61L	TL				3.00	129	488	139	504	1.75	120
10	573160	120/70-10 REINF.	54L	TL				3.50	122	422	132	434	2.8	120
10	573161	120/70-10 REINF.	54L	TL		WHITE WALL		3.50	122	422	132	434	2.8	120
11	573166	110/70-11	45L	TL				3.00	110	433	121	442	2.3	120
11	573167	110/70-11	45L	TL		WHITE WALL		3.00	110	433	121	442	2.3	120
11	573169	120/70-11 REINF.	56L	TL				3.50	122	447	132	459	2.8	120
11	576884	120/70-11 REINF.	56L	TL		WHITE WALL		3.50	122	447	132	459	2.8	120
12	586712	90/90-12	54J	TL				2.15	90	467	97	479	2.5	100
12	573171	120/70-12 REINF.	58P	TL				3.50	122	473	132	485	2.8	150
12	573173	120/70-12 REINF.	58P	TL		WHITE WALL		3.50	122	473	132	485	2.8	150
12	573175	130/70-12 REINF.	62P	TL				3.50	129	487	139	499	2.8	150
12	573176	130/70-12 REINF.	62P	TL		WHITE WALL		3.50	129	487	139	499	2.8	150
13	573178	130/60-13 REINF.	60P	TL				3.50	129	486	142	496	2.8	150

MC 18

Commuting scooter sporty tyre available only in white wall version.



Inch	Code	Tyre size	LI/SS	Type (TT/TL)	F/R	Version	Stripe colour	Rim (inch)	Tyre dimensions E.T.R.T.O. (mm)				Max. inflation (BAR)	Max speed (km/h)
									Design		Max. in service			
									Section width	Overall diameter	Overall width	Overall diameter		
10	573953	3.50-10	51P	TL		WHITE WALL		2.50	92	437	99	448	2.5	150

NOTE

All whitewall tyres are protected with special blue paint, which protects whitewall of the tyre from stains. Water based blue paint is very easy to remove with warm water and soft sponge. Do not remove the paint before tyre is finally mounted on a scooter or moped.



MC 6

Scooter tyre with optimal balance between performance and durability.

Inch	Code	Tyre size	LI/SS	Type (TT/TL)	F/R	Version	Stripe colour	Rim (inch)	Tyre dimensions E.T.R.T.O. (mm)				Max. inflation (BAR)	Max speed (km/h)
									Design		Max. in service			
									Section width	Overall diameter	Overall width	Overall diameter		
10	573925	110/80-10	61J	TL/TT				2.50	109	430	118	442	2.5	100



MC 17

Scooter tyre for exciting off-road rides. The tyre design guarantees good off-road grip and also good on-road performance. These tyres are highly resistant to punctures and sharp edges.

Inch	Code	Tyre size	LI/SS	Type (TT/TL)	F/R	Version	Stripe colour	Rim (inch)	Tyre dimensions E.T.R.T.O. (mm)				Max. inflation (BAR)	Max speed (km/h)
									Design		Max. in service			
									Section width	Overall diameter	Overall width	Overall diameter		
10	573060	120/90-10	56J	TL				2.75	119	470	129	486	1.75	100
10	573061	130/90-10	61J	TL				3.00	129	488	139	504	1.75	100
10	573063	150/80-10	65 L	TL				3.50	150	494	165	510	1.75	120



MC 19

Scooter tyre for exciting off-road rides. The tyre design guarantees good off-road grip and also good on-road performance. These tyres are highly resistant to punctures and sharp edges.

Inch	Code	Tyre size	LI/SS	Type (TT/TL)	F/R	Version	Stripe colour	Rim (inch)	Tyre dimensions E.T.R.T.O. (mm)				Max. inflation (BAR)	Max speed (km/h)
									Design		Max. in service			
									Section width	Overall diameter	Overall width	Overall diameter		
12	573064	120/80-12	55J	TL				2.75	119	497	129	511	1.75	100
12	573068	130/80-12	60J	TL				3.00	129	513	139	527	1.75	100





MC 35 S-RACER 2.0

Tread pattern primarily developed for racing. It allows great lean angles, superb braking and acceleration performance. Different racing versions (Medium, Soft and Super Soft) are marked with a blue label on the sidewall.

Tyre in standard version has all the benefits and characteristics of a racing tyre.

Inch	Code	Tyre size	LI/SS	Type (TT/TL)	F/R	Version	Stripe colour	Rim (inch)	Tyre dimensions E.T.R.T.O. (mm)				Max. inflation (BAR)	Max speed (km/h)
									Design		Max. in service			
									Section width	Overall diameter	Overall width	Overall diameter		
10	574252	3.50-10	51P	TL				2.50	92	437	99	448	2.5	150
10	574253	100/90-10	56P	TL				2.50	101	434	109	446	2.5	150
12	574249	100/90-12	49P	TL				2.50	101	485	109	497	1.75	150
12	574251	120/80-12	55P	TL				2.75	119	497	129	511	1.75	150
RACING														
10	574293	3.50-10	51P	TL		MEDIUM		2.50	92	437	99	448	2.5	150
10	574285	3.50-10	51P	TL		SOFT		2.50	92	437	99	448	2.5	150
10	574280	3.50-10	51P	TL		SUPER SOFT		2.50	92	437	99	448	2.5	150
10	574295	100/90-10	56P	TL		MEDIUM		2.50	101	434	109	446	2.5	150
12	574287	100/90-12	49P	TL		MEDIUM		2.75	119	497	129	511	1.75	150
12	574283	100/90-12	49P	TL		SOFT		2.50	101	485	109	497	1.75	150
12	574254	100/90-12	49P	TL		SUPER SOFT		2.50	101	485	109	497	1.75	150
12	574291	120/80-12	55P	TL		MEDIUM		2.75	119	497	129	511	1.75	150
12	574284	120/80-12	55P	TL		SOFT		2.75	119	497	129	511	1.75	150
12	574272	120/80-12	55P	TL		SUPER SOFT		2.75	119	497	129	511	1.75	150



MC 20 MONSUM

Scooter racing tyre for wet conditions.

Inch	Code	Tyre size	LI/SS	Type (TT/TL)	F/R	Version	Stripe colour	Rim (inch)	Tyre dimensions E.T.R.T.O. (mm)				Max. inflation (BAR)	Max speed (km/h)
									Design		Max. in service			
									Section width	Overall diameter	Overall width	Overall diameter		
10	596717	3.50-10	51P	TL		SOFT		2.50	92	437	99	448	2.5	150
12	596779	100/90-12	49P	TL		SOFT		2.50	101	485	109	497	1.75	150
12	596785	120/80-12	55P	TL		SOFT		2.75	119	497	129	511	1.75	150

MC 34

Tread pattern primarily developed for racing. It has excellent grip and stability irrespective of the riding style. It is designed for extreme cornering and provides the highest safety level. This tyre was developed to meet the specific requirements of the Asian market. Super Soft racing version is marked with a blue label on the sidewall.

Tyre in standard version has all the benefits and characteristics of a racing tyre.



Inch	Code	Tyre size	LI/SS	Type (TT/TL)	F/R	Version	Stripe colour	Rim (inch)	Tyre dimensions E.T.R.T.O. (mm)				Max. inflation (BAR)	Max speed (km/h)
									Design		Max. in service			
									Section width	Overall diameter	Overall width	Overall diameter		
10	573083	90/90-10	50P	TL				2.15	90	416	97	428	2.5	150
10	574245	100/90-10	56P	TL				2.50	101	434	109	446	2.5	150
12	573094	110/70-12	53P	TL				3.00	110	459	119	469	2.3	150
12	573096	120/70-12	51P	TL				3.50	122	473	132	485	2.8	150
12	574248	130/70-12	62P	TL				3.50	129	487	139	499	2.8	150
RACING														
10	573084	90/90-10	50P	TL		SUPER SOFT		2.15	90	416	97	428	2.5	150
10	574809	100/90-10	56P	TL		SUPER SOFT		2.50	101	434	109	446	2.5	150
12	573095	110/70-12	53P	TL		SUPER SOFT		3.00	110	459	119	469	2.3	150
12	573099	120/70-12	51P	TL		SUPER SOFT		3.50	122	473	132	485	2.8	150
12	574814	130/70-12	62P	TL		SUPER SOFT		3.50	129	487	139	499	2.8	150

Blue labels on the sidewall of scooter racing tyres



When the weather is warm and the riding surface rough.



For riding at mid temperatures and on mid rough surfaces.



For rainy and cold weather when the riding surface is smooth.

Recommended inflation pressures for scooter racing tyres

Tread patterns	MC 35 & MC 34		Note
dry surface	tyre pressure front	tyre pressure rear	When seeking the optimal pressure values, the rider's weight must be taken into account. It is recommendable to increase tyre pressure gradually by 0.2 bar until the ideal tyre pressure is reached.
warm weather, rough surface	MEDIUM 1.7 bar - 25 psi	MEDIUM 1.8 bar - 26 psi	
warm weather, smooth surface	SUPER SOFT & SOFT 1.7 bar - 25 psi	SUPER SOFT & SOFT 1.8 bar - 26 psi	
cold weather, rough surface	MEDIUM 2.5 bar - 36 psi	MEDIUM 2.7 bar - 39 psi	
Tread patterns	MC 20		Note
wet surface	tyre pressure front	tyre pressure rear	When seeking the optimal pressure values, the rider's weight must be taken into account. It is recommendable to increase tyre pressure gradually by 0.2 bar until the ideal tyre pressure is reached.
cold weather, wet surface	SUPER SOFT & SOFT 1.4 bar - 20 psi	SUPER SOFT & SOFT 1.6 bar - 23 psi	

**M+S**

MC 32 WIN SCOOT

True scooter winter tyre that assures excellent handling characteristics in low temperatures on wet or dry surfaces. Sipes provide good water displacement and traction in winter conditions (snow, slush and ice). It is suitable for high quality spiking process.



Reflective arrow on both sidewalls for maximum safety.

Inch	Code	Tyre size	LI/SS	Type (TT/TL)	F/R	Version	Stripe colour	Rim (inch)	Tyre dimensions E.T.R.T.O. (mm)				Max. inflation (BAR)	Max speed (km/h)
									Design		Max. in service			
									Section width	Overall diameter	Overall width	Overall diameter		
10	573110	3.50-10	51P	TL/TT				2.50	92	437	99	448	2.5	150
10	573109	100/80-10	53P	TL/TT				2.50	101	414	109	426	2.5	150
10	573114	120/70-10 REINF.	54L	TL/TT				3.50	122	422	132	434	2.8	120
10	573113	120/90-10	57L	TL				2.75	119	470	129	486	1.75	120
10	573111	130/90-10	61L	TL				3.00	129	488	139	504	1.75	120
11	573115	110/70-11	45P	TL/TT				3.00	110	433	121	442	2.3	150
12	573121	120/70-12	58P	TL				3.50	122	473	132	485	2.8	150
12	573120	130/70-12	62P	TL				3.50	129	487	139	499	2.8	150
13	573116	130/60-13 REINF.	60P	TL				3.50	129	486	142	496	2.8	150
14	573101	80/80-14 REINF.	53L	TL/TT				1.85	80	484	88	492	3	120
14	573102	100/70-14 REINF.	53L	TL/TT				2.50	100	498	110	507	2.8	120
14	573122	110/80-14 REINF.	59P	TL/TT				2.50	109	532	120	544	2.8	150
16	573129	90/80-16 REINF.	52P	TL/TT				2.15	90	550	99	560	2.8	150
16	573103	100/80-16	50P	TL				2.50	101	566	111	578	2.3	150
16	573107	110/70-16	52P	TL				3.00	110	560	121	570	2.3	150
16	573104	120/80-16	60P	TL				2.75	119	598	131	612	2.3	150



B 13

Classic scooter tyre with a thick tread pattern design. These tyres are also suitable for trailers and available in the reinforced 6PR version. Selected sizes are available in white wall version.



Inch	Code	Tyre size	LI/SS	Type (TT/TL)	F/R	Version	Stripe colour	Rim (inch)	Tyre dimensions E.T.R.T.O. (mm)				Max. inflation (BAR)	Max speed (km/h)
									Design		Max. in service			
									Section width	Overall diameter	Overall width	Overall diameter		
8	573368	3.50-8	46J	TT		4PR		2.50	92	386	99	397	2.5	100
8	573379	3.50-8	46J	TT		4PR WHITE WALL		2.50	92	386	99	397	2.5	100
8	573354	4.00-8C	71J	TT		6PR		3.00	108	415	117	427	4.25	100
8	573356	4.00-8C	66N	TL/TT		4PR		3.00	108	415	117	427	3.5	140
8	573359	4.00-8C	66J	TT		4PR WHITE WALL		3.00	108	415	117	427	3.5	100

B 14

Classic scooter tyre with a thick tread pattern design. These tyres are also suitable for trailers and available in the reinforced 6PR version. Selected sizes are available in white wall version.



Inch	Code	Tyre size	LI/SS	Type (TT/TL)	F/R	Version	Stripe colour	Rim (inch)	Tyre dimensions E.T.R.T.O. (mm)				Max. inflation (BAR)	Max speed (km/h)
									Design		Max. in service			
									Section width	Overall diameter	Overall width	Overall diameter		
10	573390	3.50-10 REINF.	59J	TT				2.50	92	437	99	448	2.5	100
10	573392	3.50-10	51J	TT		WHITE WALL		2.50	92	437	99	448	2.5	100
10	573384	4.00-10C	69J	TT		4PR		3.00	114	465	120	480	3.5	100
10	573385	4.00-10C	74J	TT		6PR		3.00	114	465	120	480	4.25	100

S-03

Classical type of scooter tread pattern. Suitable also for passenger-car trailers.



Inch	Code	Tyre size	LI/SS	Type (TT/TL)	F/R	Version	Stripe colour	Rim (inch)	Tyre dimensions E.T.R.T.O. (mm)				Max. inflation (BAR)	Max speed (km/h)
									Design		Max. in service			
									Section width	Overall diameter	Overall width	Overall diameter		
8	22021	4.00-8	63J	TT				2.50	105	415	113	429	2.5	100

S-04

Classical type of scooter tread pattern. Suitable also for passenger-car trailers.



Inch	Code	Tyre size	LI/SS	Type (TT/TL)	F/R	Version	Stripe colour	Rim (inch)	Tyre dimensions E.T.R.T.O. (mm)				Max. inflation (BAR)	Max speed (km/h)
									Design		Max. in service			
									Section width	Overall diameter	Overall width	Overall diameter		
8	22086	4.00-8C	66L	TT				2.50	108	415	113	429	2.5	120



MC 22 ELEGANCE

Multifunctional tyre with good performance on wet and damaged city roads. Selected sizes are available in white wall version.



Inch	Code	Tyre size	LI/SS	Type (TT/TL)	F/R	Version	Stripe colour	Rim (inch)	Tyre dimensions E.T.R.T.O. (mm)				Max. inflation (BAR)	Max speed (km/h)
									Design		Max. in service			
									Section width	Overall diameter	Overall width	Overall diameter		
10	573905	100/80-10	53L	TL				2.50	101	414	109	426	2.5	120
10	573955	100/80-10	53L	TL		WHITE WALL		2.50	101	414	109	426	2.5	120
10	573927	120/70-10 REINF.	54L	TL				3.50	122	422	132	434	2.8	120
10	573961	120/70-10 REINF.	54L	TL		WHITE WALL		3.50	122	422	132	434	2.8	120

MC 12

Multifunctional classic scooter tyre. Selected sizes are available in white wall version.



Inch	Code	Tyre size	LI/SS	Type (TT/TL)	F/R	Version	Stripe colour	Rim (inch)	Tyre dimensions E.T.R.T.O. (mm)				Max. inflation (BAR)	Max speed (km/h)
									Design		Max. in service			
									Section width	Overall diameter	Overall width	Overall diameter		
10	573877	3.00-10	42J	TL/TT				2.15	80	413	86	422	2.5	100
10	573949	3.00-10	42J	TL/TT		WHITE WALL		2.15	80	413	86	422	2.5	100

MC 5

Multifunctional classic scooter tyre.



Inch	Code	Tyre size	LI/SS	Type (TT/TL)	F/R	Version	Stripe colour	Rim (inch)	Tyre dimensions E.T.R.T.O. (mm)				Max. inflation (BAR)	Max speed (km/h)
									Design		Max. in service			
									Section width	Overall diameter	Overall width	Overall diameter		
12	573930	3.00-12	47J	TT				2.10	80	464	86	473	2.5	100

S-05

Multifunctional classic scooter tyre.



Inch	Code	Tyre size	LI/SS	Type (TT/TL)	F/R	Version	Stripe colour	Rim (inch)	Tyre dimensions E.T.R.T.O. (mm)				Max. inflation (BAR)	Max speed (km/h)
									Design		Max. in service			
									Section width	Overall diameter	Overall width	Overall diameter		
12	222051	3.25-12	55J	TT				2.10	88	475	95	487	2.5	100
12	222071	3.50-12	64J	TT				2.50	92	488	99	501	2.5	100

B 61

Tyre with a strong construction and a reinforced sidewall designed for special three-wheel vehicles. Available only in white wall version.



Inch	Code	Tyre size	LI/SS	Type (TT/TL)	F/R	Version	Stripe colour	Rim (inch)	Tyre dimensions E.T.R.T.O. (mm)				Max. inflation (BAR)	Max speed (km/h)
									Design		Max. in service			
									Section width	Overall diameter	Overall width	Overall diameter		
10	573387	125/90-10 (4.50-10C)	76N	TL		6PR WHITE WALL		3.50	125	495	135	504	4.25	140

NOTE

All whitewall tyres are protected with special blue paint, which protects whitewall of the tyre from stains. Water based blue paint is very easy to remove with warm water and soft sponge. Do not remove the paint before tyre is finally mounted on a scooter or moped.





MC 51 MEDITERRA

Multifunctional tyre, recommended for mopeds and motorcycles of low and medium engine capacity. Stronger and more puncture resistant, which makes riding more worry-free, even on damaged surfaces and off-road.



Inch	Code	Tyre size	LI/SS	Type (TT/TL)	F/R	Version	Stripe colour	Rim (inch)	Tyre dimensions E.T.R.T.O. (mm)				Max. inflation (BAR)	Max speed (km/h)
									Design		Max. in service			
									Section width	Overall diameter	Overall width	Overall diameter		
17	572963	2.50-17	43P	TL				1.50	64	568	70	580	2.8	150
17	572964	2.75-17	47P	TL				1.85	75	588	81	600	2.8	150

MC 11

Sporty moped tyre with long durability. Selected sizes are available in white wall version.

OEM APPROVED Mitas OE partners: Rieju



Inch	Code	Tyre size	LI/SS	Type (TT/TL)	F/R	Version	Stripe colour	Rim (inch)	Tyre dimensions E.T.R.T.O. (mm)				Max. inflation (BAR)	Max speed (km/h)
									Design		Max. in service			
									Section width	Overall diameter	Overall width	Overall diameter		
17	572974	2-17 REINF.	31J	TT				1.35	55	544	58	552	2.8	100
17	572976	2 1/4-17 REINF.	39J	TT				1.50	62	558	66	566	2.8	100
17	572969	2 1/4-17	39J	TT		WHITE WALL		1.50	62	558	66	566	2.8	100
17	572975	2 1/2-17 REINF.	43J	TL/TT				1.60	68	574	72	584	2.8	100
17	572973	2 3/4-17 REINF.	47J	TL/TT				1.85	75	584	80	594	2.8	100
18	572965	2.50-18 REINF.	45P	TT				1.50	64	593	74	605	2.8	150

MOPED 58 – 61



MC 2

Sporty moped tyre with long durability. Selected sizes are available in white wall version.

OEM APPROVED Mitas OE partners: Rieju



Inch	Code	Tyre size	LI/SS	Type (TT/TL)	F/R	Version	Stripe colour	Rim (inch)	Tyre dimensions E.T.R.T.O. (mm)				Max. inflation (BAR)	Max speed (km/h)
									Design		Max. in service			
									Section width	Overall diameter	Overall width	Overall diameter		
16	572949	2 1/4-16 REINF.	38J	TT				1.50	62	532	66	540	2.8	100
16	572950	2 1/2-16 REINF.	42J	TL/TT				1.60	68	548	72	558	2.8	100
16	572946	2 1/2-16	42J	TL/TT		WHITE WALL		1.60	68	548	72	558	2.8	100
16	572952	2 3/4-16 REINF.	46J	TL/TT				1.85	75	558	80	568	2.8	100
16	572948	2 3/4-16	46J	TL/TT		WHITE WALL		1.85	75	558	80	568	2.8	100
16	572947	3 1/4-16	54J	TL/TT				1.85	81	586	94	598	2.5	100

B 8

Multifunctional classic moped tyre. Also available in white wall version.



Inch	Code	Tyre size	LI/SS	Type (TT/TL)	F/R	Version	Stripe colour	Rim (inch)	Tyre dimensions E.T.R.T.O. (mm)				Max. inflation (BAR)	Max speed (km/h)
									Design		Max. in service			
									Section width	Overall diameter	Overall width	Overall diameter		
16	572901	2 1/4-16 REINF.	38J	TT				1.50	62	532	66	540	2.8	100
16	572903	2 1/4-16 REINF.	38J	TT		WHITE WALL		1.50	62	532	66	540	2.8	100
16	572916	2 1/2-16 REINF.	42J	TT				1.60	68	548	72	558	2.8	100

B 7

Multifunctional classic moped tyre. Also available in white wall version.



Inch	Code	Tyre size	LI/SS	Type (TT/TL)	F/R	Version	Stripe colour	Rim (inch)	Tyre dimensions E.T.R.T.O. (mm)				Max. inflation (BAR)	Max speed (km/h)
									Design		Max. in service			
									Section width	Overall diameter	Overall width	Overall diameter		
17	572938	2 3/4-17 REINF.	47J	TL/TT				1.85	75	584	80	594	2.8	100
17	572937	2 3/4-17 REINF.	47J	TL/TT		WHITE WALL		1.85	75	584	80	594	2.8	100

B 4

Multifunctional classic moped tyre. Selected sizes are available in white wall version.



Inch	Code	Tyre size	LI/SS	Type (TT/TL)	F/R	Version	Stripe colour	Rim (inch)	Tyre dimensions E.T.R.T.O. (mm)				Max. inflation (BAR)	Max speed (km/h)
									Design		Max. in service			
									Section width	Overall diameter	Overall width	Overall diameter		
17	572943	2 1/4-17 REINF.	39J	TT				1.50	62	558	66	566	2.8	100
17	572944	2 1/2-17 REINF.	43J	TT				1.60	68	574	72	584	2.8	100
18	572942	2 1/4-18 REINF.	42J	TT				1.50	62	583	66	591	2.8	100
18	572940	2 1/4-18 REINF.	42J	TT		WHITE WALL		1.50	62	583	66	591	2.8	100

B 3

Multifunctional classic moped tyre.



Inch	Code	Tyre size	LI/SS	Type (TT/TL)	F/R	Version	Stripe colour	Rim (inch)	Tyre dimensions E.T.R.T.O. (mm)				Max. inflation (BAR)	Max speed (km/h)
									Design		Max. in service			
									Section width	Overall diameter	Overall width	Overall diameter		
18	572941	2 1/2-18 REINF.	43J	TT				1.60	68	599	72	609	2.8	100

M-02

Multifunctional classic moped tyre. Suitable also for wheelbarrows.



Inch	Code	Tyre size	LI/SS	Type (TT/TL)	F/R	Version	Stripe colour	Rim (inch)	Tyre dimensions E.T.R.T.O. (mm)				Max. inflation (BAR)	Max speed (km/h)
									Design		Max. in service			
									Section width	Overall diameter	Overall width	Overall diameter		
19	821310	2-19	24B	TT				1.35	55	595	58	603	2.5	50
19	821350	2 1/4-19	30B	TT				1.50	62	609	66	617	2.5	50

NOTE

All whitewall tyres are protected with special blue paint, which protects whitewall of the tyre from stains. Water based blue paint is very easy to remove with warm water and soft sponge. Do not remove the paint before tyre is finally mounted on a scooter or moped.



TUBES

Code	Inch	Size	Valve	Thickness	Packing (pcs)
SCOOTER TUBES					
576866	8	3.50/4.00 - 8	JS 87 90/90	Normal	50
576867	10	2.50/3.00/3.50-10, 90/90-10	JS 87 90/90	Normal	50
576876	10	4.00-10, 100/90-//110/90-10	JS 87N 90/90	Normal	50
576883	12	2.50/3.00 - 12, 3.25,3.50-12, 100/90-12	JS 87 90/90	Normal	50
576885	12	4.00/4.50 - 12	JS 87 90/90	Normal	50
576982	12	4.00/4.50 - 12	JS 87 45/90	Normal	50
MOPED TUBES					
576890	16	2 1/4-16, 60/100-16	TR4	Normal	50
576891	16	2 1/2 2 3/4 -16, 2.75-16	TR4	Normal	50
576893	16	3.00/3.25-16, 3.50-16, 80/90,90/90,90/100-16	TR6	Normal	50
576979	17	2.00/2.25/2.50-16/17	TR4	Normal	50
576894	17	2 / 2 1/4 -17, 60/100-17	TR4	Normal	50
576896	17	2 1/2 2 3/4-17	TR6	Normal	50
576897	18	2 1/4 / 2 1/2 -18	TR4	Normal	50
MOPED / MOTORCYCLE TUBES					
576987	12	80/100-12	TR4	Normal	50
576989	14	60/100- 14	TR4	Normal	50
602731	15	170/80-15, FR15 6,5/80-15	TR6	Normal	30
576892	16	3.00/3.25-16,110/90-16	TR6	Normal	50
602733	16	130/90-16, 4.00/4.60-16	TR6	Normal	30
602732	16	150/80-16, 5.50-16	TR6	Normal	30
576899	18	2.75/3.00/3.25-18	TR6	Normal	50
576900	18	3.25,3.50,4.10-18//90/90-//110/80-//100/80-18, 90/100,120/80,110/90,100/100,110/100,120/90,130/80-18	TR6	Normal	50
576949	19	2 / 2 1/4-19	TR4	Normal	50
576950	19	2 1/2 / 2 3/4-19, 2.50,2.75-19	TR6	Normal	50
570047	22	2,75-22	TR4	Normal	40
570049	23	2,75/3,00-23	TR4	Normal	40
MOPED/MOTORCYCLE HEAVY DUTY TUBES					
576954	17	SD17 3.00/3.25/3.60 - // 90/80 -// 90/90-//90/100-// 110/80-//100/80 - 17*	TR6	HD	30
576955	17	SG17 4.00/4.25/4.50/5.00/5.10/6.10//4.25/80-17//110/90-// 120/90-//130/90 - // 120/80-//130/80-//130/70-// 140/80-//140/70-//150/70 - //150/60-//150/80- //140/90-//150/90-//160/60-17	TR6	HD	30
576956	18	SF18 4.00/4.25/4.50 - // 4.60 -//4.25/85-// 110/90-// 110/100-// 120/80 -// 130/80 - //140/80 - // 150/70 - // 120/90 - // 130/90 - 18	TR6	HD	30
576976	21	SD21 2.75 /3.00 /3.25 /3.60-21; 80/90-//80/100-//90/90-//100/80-21	TR6	HD	30


TUBES

Code	Inch	Size	Valve	Thickness	Packing (pcs)
OFF ROAD HEAVY DUTY TUBES					
576983	10	2.50-10,2.75-10,3.00-10	TR4	HD	50
576986	12	80/100-12 (70/100/3.00/3.25-12)	TR6	HD	50
576988	14	60/100-14 (2.25/2.50-14)	TR6	HD	50
576990	14	90/100-14 (3.60/4.10-14)	TR6	HD	30
576992	16	90/100-16	TR6	HD	30
576993	17	70/100-17 (2.25/2.50-17)	TR6	HD	30
576984	17	100/90-17, 110/90-17 (3.00/3.50-17)	TR6	HD	30
576995	17	140/100-17	TR6	HD	30
576997	18	140/80-18	TR6	HD	30
576999	18	120/90,130/80,100/100,110/100-18 (4.00/4.50/4.75/5.00-18)	TR6	HD	30
577001	19	3.00-19, 3.50-19, 3.75-19, 80/90-19, 90/90-19, 110/90-19, 100/90-19, 110/80-19, 120/90-19, 130/80-19 (130/70-19, 100/90-19, 120/80-19, 70/100-19, 4.00/4.50-19)	TR6	HD	30
576985	19	120/90-19 (5.00-19)	TR6	HD	30
577003	21	80/100-21, 90/90-21 (80/90-21, 90/100-21, 80/100-21, 2.50/2.75/3.00/3.25-21)	TR6	HD	30
OFF ROAD ULTRA HEAVY DUTY TUBES					
596770	18	120/90,130/80,140/80,100/100,110/100-18	TR6	UHD	10
596772	19	120/80,130/70,100/90,110/90-19	TR6	UHD	10
574363	21	90/90, 90/100, 80/100-21	TR6	UHD	10


Tubes are made of butyl compound and are packed in individual boxes.

Ultra heavy duty tubes are made of natural rubber and are packed in individual boxes.

Thickness	mm
Normal	1,2-1,4
HD	1,9-2,0
UHD	4,0

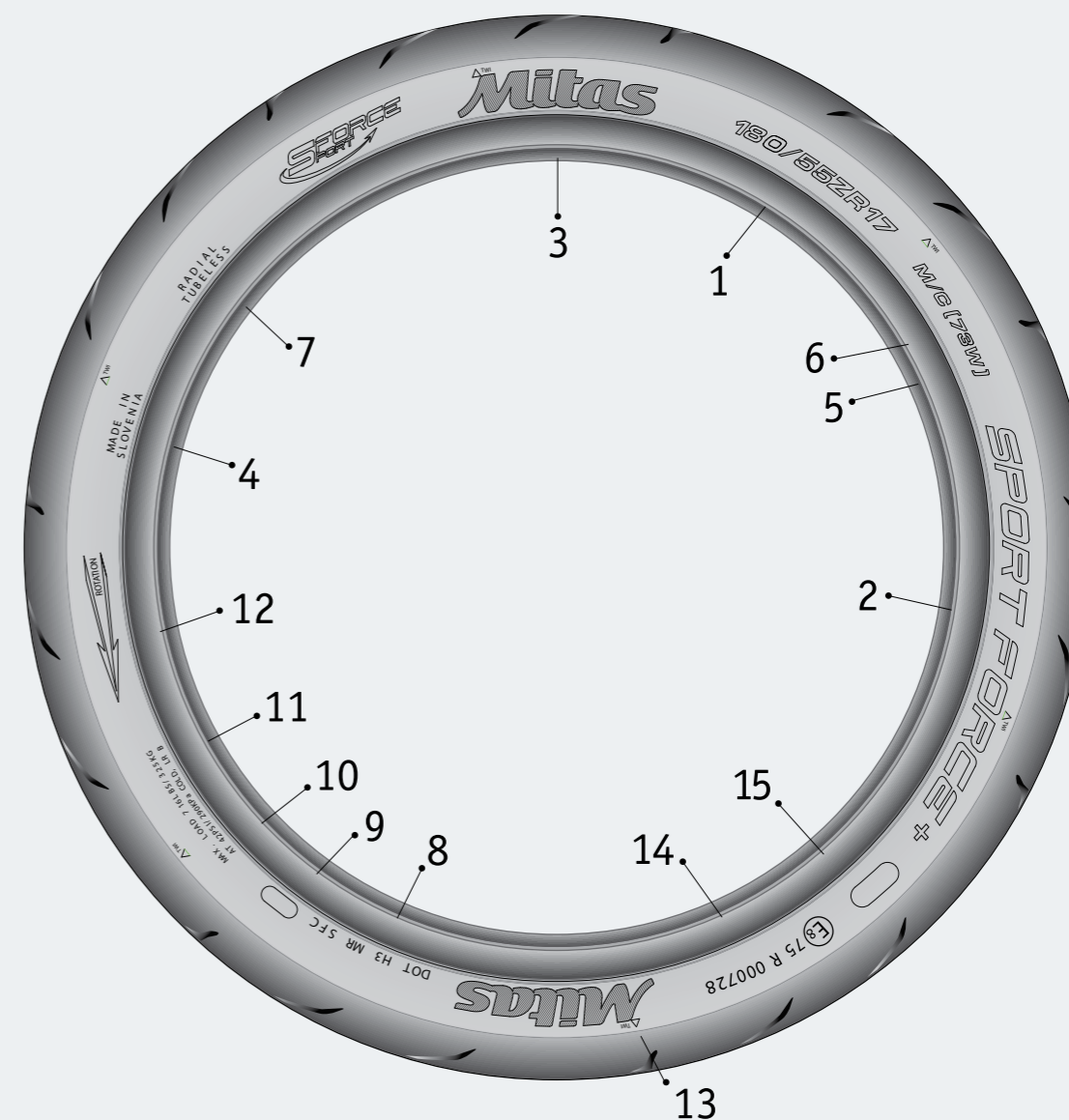


TYRE DESIGNATIONS



LOAD INDEX									
U	kg	U	kg	U	kg	U	kg	U	kg
0	45.0	20	80.0	40	140.0	60	250.0	80	450.0
1	46.2	21	82.5	41	145.0	61	257.0	81	462.0
2	47.5	22	85.0	42	150.0	62	265.0	82	475.0
3	48.7	23	87.5	43	155.0	63	272.0	83	487.0
4	50.0	24	90.0	44	160.0	64	280.0	84	500.0
5	51.5	25	92.5	45	165.0	65	290.0	85	515.0
6	53.0	26	95.0	46	170.0	66	300.0	86	530.0
7	54.5	27	97.5	47	175.0	67	307.0	87	545.0
8	56.0	28	100.0	48	180.0	68	315.0	88	560.0
9	58.0	29	103.0	49	185.0	69	325.0	89	580.0
10	60.0	30	106.0	50	190.0	70	335.0	90	600.0
11	61.5	31	109.0	51	195.0	71	345.0	91	615.0
12	63.0	32	112.0	52	200.0	72	355.0	92	630.0
13	65.0	33	115.0	53	206.0	73	365.0	93	650.0
14	67.0	34	118.0	54	212.0	74	375.0	94	670.0
15	69.0	35	121.0	55	218.0	75	387.0	95	690.0
16	71.0	36	125.0	56	224.0	76	400.0	96	710.0
17	73.0	37	128.0	57	230.0	77	412.0	97	730.0
18	75.0	38	132.0	58	236.0	78	425.0	98	750.0
19	77.5	39	136.0	59	243.0	79	437.0	99	775.0

TYRE DESIGNATIONS



TYRE DESIGNATION	
1. Tyre size: 180/55ZR17	9. Production date:
2. Tread pattern designation: Sport Force+	10. Max. load capacity: 716 lbs Max. inflation pressure: AT 42 PSI COLD
3. Manufacturer: Mitas	11. Load range: B
4. Country of origin: Slovenia	12. Direction of rotation: Rotation
5. Speed symbol: W (>270 km/h)	13. Tread wear indicator: TWI
6. Load index: 73 (365 kg)	14. Homologation No.: E8 75 R 000728
7. Tubeless / Tubetype: Tubeless	15. Other homologations
8. DOT marking: DOT H3 MR SFC	

CHARTS

AMERICAN ALPHA INDICATION

	Inch
H	3.15
J	3.50
L	3.65
M	3.75
N	4.10
P	4.10
R	4.50
S	4.75
T	5.10
U	5.60
V	5.90

ON ROAD TYRES

Front			Rear		
Metric	Inch	Alpha	Metric	Inch	Alpha
80/90	2.50/2.75	MH90	110/90	4.00/4.25	MP85
90/90	2.75/3.00	MJ90	120/90	4.50/4.75	MR90
100/90	3.25/3.50	MM90	130/80	5.00/5.10	
110/90	3.75/4.00	MN90	130/90	5.00/5.10	MT90
120/80	4.25/4.50		140/80	5.50/6.00	
120/90	4.25/4.50	MR90	140/90	5.50/6.00	MJ90
130/90	5.00/5.10	MT90	150/80	6.00/6.25	MV85
			150/90	6.00/6.25	MV85

OFF ROAD TYRES

Front			Rear		
Metric	Metric	Inch	Metric	Metric	Inch
60/100	90/80	2.50/2.75	80/100	80/90	2.50/3.60
70/100	90/80	2.75/3.00	90/100	110/90	3.60/4.10
80/100	100/80	3.00/3.25	100/100	120/80	4.00/4.10
			110/100	130/80	4.00/4.50
			120/100	140/80	5.00/5.10

OFF ROAD TYRE APPLICATION

Engine capacity (ccm)	Front	Rear	Engine capacity (ccm)	Front	Rear	Rear
50	2.50-12 (2.50-10)	2.50-10	125	80/100-21 or 90/90-21	100/100-18	100/90-19
65	3.00-12	2.50-14 (80/100-12)	250	80/100-21 or 90/90-21	110/100-18	110/90-19
85	2.75-17 (60/100-14)	4.10-14 (90/100-14)	over 450	80/100-21 or 90/90-21	120/100-18	120/90-19
85-100	70/100-19	90/100-16	over 450	90/100-21	120/90-18	120/80-19

CHARTS

COMPARATIVE CHART FOR METRIC-DECIMAL SIZE DESCRIPTION

Tyre Size	Load index		Permitted rim	Tyre Size			
	Standard	Reinforced		Alphanumeric	Metric		
					100	90	80
2.75-16	40	46	1.50-1.85	MH 90-16	80/100-16	80/90-16	90/80-16
3.00-16	40	48	1.60-2.15	MH 90-16	90/100-16	90/90-16	100/80-16
3.25-16	48	55	1.85-2.50	MJ 90 - 16	100/100-16	100/90-16	110/80-16
3.50-16	52	58	1.85-2.50	ML 90-16	100/100-16	100/90-16	110/80-16
4.60-16	58	59	1.85-3.00	MM 90-16	100/100-16	110/90-16	120/80-16
2.75-17	41	47	1.50-1.85	MH 90-17	80/100-17	80/90-17	90/80-17
3.00-17	41	50	1.60-2.15	MH 90-17	90/100-17	90/90-17	100/80-17
4.50-17	50	67	2.15-3.00	MR 90-17	110/100-17	130/90-17	140/80-17
4.60-17	50	62	1.85-3.00	MS 90-17	100/100-17	110/90-17	120/80-17
5.10-17	50	67	2.50-3.50	MT 90-17	110/100-17	130/90-17	140/80-17
2.75-18	42	48	1.50-1.85	MH 90-18	80/100-18	80/90-18	90/80-18
3.00-18	47	52	1.60-2.15	MH 90-18	90/100-18	90/90-18	100/80-18
3.25-18	52	59	1.85-2.50	MJ 90 -18	100/100-18	100/90-18	110/80-18
3.50-18	56	62	1.85-2.50	ML 90-18	100/100-18	100/90-18	110/80-18
3.60-18	51	62	1.85-2.50	MH 90-18	100/100-18	90/90-18	100/80-18
4.00-18	64	69	2.15-3.00	MN 90-18	110/100-18	120/90-18	130/80-18
4.10-18	60	69	1.85-3.00	ML 90-18	100/100-18	100/90-18	110/80-18
4.25/85-18	64	69	1.85-3.00	MM 90-18	110/100-18	110/90-18	120/80-18
4.25-18	66	69	2.15-3.00	ML 90-18	110/100-18	120/90-18	130/80-18
4.60-18	63	69	1.85-3.00	MR 90-18	110/100-18	120/90-18	130/80-18
3.00-19	49	54	1.60-2.15	MH 90-19	90/100-19	90/90-19	100/80-19
3.25-19	54	54	1.85-2.50	MJ 90-19	100/100-19	100/90-19	110/80-19
3.50-19	54	57	1.85-2.50	ML 90-19	100/100-19	100/90-19	110/80-19
3.60-19	52	54	1.85-2.50	MH 90-19	100/100-19	90/90-19	100/80-19
2.75-21	45	54	1.50-1.85	MH 90-21	80/100-21	80/90-21	90/80-21
3.00-21	51	57	1.60-2.15	MH 90-21	90/100-21	90/90-21	100/80-21

TYRE MAINTENANCE

Tyres are the only part of a motorcycle, which are in contact with the road. Safety in acceleration, braking, steering and cornering thus depend on relative small contact area between the tyre and road. This is a reason that tyres should be maintained in good condition through all lifetime. Tyres may only be replaced by the authorised personnel.

Changes in tyre size, type and construction should not be made without advice of a motorcycle or tyre manufacturer, while wrong tyre fitted can have a very strong negative effect on motorcycle handling, safety and wear. Always read the motorcycle manufacturers' handbook. New tyres have very smooth surface. It is recommended to drive especially carefully for about 100 km to make tyre work properly. Drive reasonably. Excessive acceleration, braking and cornering shortens tyre life considerably.

INFLATION PRESSURE

Inflation pressure is vitally important. Driving with tyres that do not have the correct inflation pressure is very dangerous. In under-inflated tyre an excessive heat build up occur and it can result in sudden tyre destruction. Tyre pressure determines tyre lifetime. The correct pressure ensures maximum mileages with satisfactory stability, comfort and road holding properties. The tyre is kept at the contour, at which it was designed to run. Insufficient air pressure or wrong tyre fitment accelerates tread wear and creates additional stress on the tyre carcass. It also increases the risk of accidental damage, adversely affects handling and increases rolling resistance. Excessively high pressure causes rapid wear in the centre of the tread. There is also greater danger of causing fracture and tread cutting. Keep the tyres inflated to the values shown in the motorcycle handbook. This correct inflation pressure must be maintained as a minimum. For fast driving on the road, the tyre pressure should be increased by 0.2 bars; for driving with a lot of baggage the inflation pressure in rear tyre should be increased by 0.2 bars. Inflation pressure has to be checked at least once a week with an accurate tyre pressure gauge when the tyre is cold and always before long journeys. Pressure rises, when the tyre is hot and falls down, when the tyre is cold. Take this fact into consideration. Loss of pressure may be due to valve core not seating properly or being worn out. Check valve core, tighten it for correct seating or replace it if necessary. Always fit valve cap into the valve (finger tight), because they keep dust from the valve as an extra seal. In the case of tubeless tyres, valves should be kept in good condition and replaced when a new tyre is fitted.

TYRE AND RIM

At wire wheels, the right rim tapes (flaps) should be used. Rim tapes should be maintained in good condition, while a protruding spoke head can damage a tube and cause a puncture.

Tyre has to be aligned properly on the rim and it has to be checked regularly. Replace tyre before legal 1mm (1.6 mm in Germany) remaining tread pattern depth is reached. Worn tyres are more susceptible to damage and road holding is reduced especially in the wet.

Damaged tyres are very dangerous. Replace damaged tyres immediately. Stones or nails captured in the tread pattern must be removed. If left, they can penetrate through the carcass and cause a puncture and an accident. The main advantage of tubeless tyre is its ability to withstand penetration by nails without a rapid loss of air. This also means that rider can be unaware of a puncture and if he uses the tyre for a long distance, the damage area will spread and could become serious. When the deflation is noticed, the tyre should be removed from the rim and checked before attempting any repairs. Repairs in the shoulder and sidewall area are not recommended. Repairs for tyres with speed symbol P and higher are not recommended. The behaviour of the tyre is worse, if the tyre was in contact with oil or grease. The tyre has to be cleaned with a cloth damped with petrol. Our tyres are made to fine tolerance, but for higher speeds it is important, that the tyre is balanced. Tubeless tyre-rim assemblies should be balanced with self-adhesive weights, the tube-type tyres on wire wheels should be balanced with spoke weights.

TREAD WEAR

A summary of the various factors that can cause abnormal wear:

- Under-inflation/over-loading can cause tread distortion and irregular wear. More seriously they may result in a sudden failure of the carcass due to excessive tyre flexing.
- High-speed means rapid tread wear, especially due to harder acceleration and extra braking.
- Temperature of tarmac surface – higher temperature causes faster wear
- Rough tarmac surface causes higher abrasion and shorter lifetime of a tyre.
- Mechanical irregularities such as distorted wheels, incorrect brake adjustment, bad dumpers, excessive tolerance in frame-wheel bearings can cause severe wear.
- Unbalanced rotating weight (heavy spots on rim) can cause irregular tread wear.



LEGEND

Acronym	Meaning /Explanation
[F]	Front
[R]	Rear
TT	Tube Type
TL	Tubeless
REINFORCED	Increased load capacity by ETRTO (The European Tyre and Rim Technical Organisation).
SUPER	Design with special tread compound for Enduro racing
SUPER LIGHT	Design with special tread compound and lightweight frame for Enduro Extreme.
SUPER SOFT	Tyre with softer carcass and extra soft tread compound suitable for extreme extreme enduro competition.
PIT CROSS	Tyre with increased load capacity suitable for PIT CROSS races.
DAKAR	Tyre with a stronger carcass and higher puncture resistance. Suitable for higher loads, longer adventure trips and extreme conditions.
ICE SOFT	Special version for motoskijöring. Motocross tyres with a classical carcass and a special soft compound; the compound is flexible and elastic in the freezing cold up to -10°C and offers good grip in such conditions. ICE SOFT tyres are not suitable for spiking and they are recommended mainly for use in snow and ice in motoskiyöring.
M+S	Mud+Snow Tyre suitable for winter conditions or year round operation. Maximum designed tyre speed should be observed, if fitted on a motorcycle with a higher designed tyre speed.
M/C	M/C-designation on motorcycle tyres with nominal diameter codes 13 and above to prevent misfitment with passenger car tyres or agricultural tyres.
PR	Ply rating. Identifies different versions(load capacity/inflation pressure) of tyres having the same size designation.
TYPE	Tubeless or Tube Type. Tubeless (TL)- Tyres specially designed for fitment without an inner tube on appropriate rims. Tubeless tyres may be used with tube.
LI	Load index. A numerical code associated with the maximum load a tyre can carry at the speed indicated by its Speed Symbol under service conditions specified by the tyre manufacturer.

LEGEND

Acronym	Meaning /Explanation
RIM	Recommended Rim a Types of Service. The rim which gives the best fitment of the tyre in all conditions. The rim which is used as the Measuring Rim
NEW	New tyres dimensions. The dimensions of an unloaded new tyre mounted on its Measuring Rim at the recommended inflation pressure and allowed to stand for a minimum of 24 hours at normal room temperature before readjustment of the pressure back to its original level.
MAX. IN SERVICE	Maximum Tyres Dimensions in Service. Inflated tyre dimensions, including manufacturing tolerances and growth in service, to be used by vehicle manufacturers in designing tyre clearances. Distortions of the tyre due to load, lateral and centrifugal forces are not included.
SW	Section Width (design) (mm) The linear distance between the outside of the sidewalls of an inflated tyre including manufacturing tolerances, tolerances for service growth, elevations due to labeling (markings), decorations, protective bands or ribs.
OD (NEW)	Overall Diameter (design). The diameter of an inflated tyre at the outermost surface of the tread.
OD (MAX.)	Maximum Overall Diameter in Service (grown). The maximum load (kg) a tyre is permitted to carry under specified operating conditions. In the case of twin-fitted driven wheels, a factor of 1.76 is applied to the load capacity of a single fitment tyre.
INFLATION	Inflation Pressure. The "cold" pressure (kPa) of the fluid at which the tyre is inflated.
ETRTO	The European Tyre and Rim Technical Organisation. Data in this Technical databook is relevant to ETRTO standards, where further data can be found.
NOMINAL SECTION WIDTH	The section width of an inflated tyre mounted on its theoretical rim and indicated in the tyre size designation.
SOFT (on-road)	For riding at mid temperatures and on mid rough surfaces.
MEDIUM (on-road)	When the weather is warm and the riding surface rough.
SUPER SOFT (on-road)	For rainy and cold weather when the riding surface is smooth
NHS	Not for Highway Service
SM	Soft/Medium
MH	Medium/Hard