















PAUGHCO

2019 Product Catalog



Custom Parts and Accessories
For Harley-Davidson® Motorcycles



CATALOG SECTIONS

TRIKE KITS

SPRINGERS, TRIPLE TREES & FORKS

HANDLEBARS & RISERS

LIGHTING

FRAMES, COMPONENTS & ACCESSORIES

WHEELS, AXLES & BRAKES

GAS & OIL TANKS

SHEET METAL

ENGINE & ELECTRICAL

PRIMARY & DRIVETRAIN

FOOT CONTROLS

TRANSMISSION

EXHAUST

TOOLS & GENERAL

PAUGHCO APPAREL

T-SHIRTS, SWEATSHIRTS & HATS

Stylish, white or black, short and long-sleeve T-shirts and sweatshirts with the Paughco logo on the front and great looking "flaming Paughco and Chopper logo" on the back. The T-shirts are made from 100% cotton and the sweatshirts are a 50/50 blend of cotton and polyester.

PAUGHCO BASEBALL CAPS

Stylish, black Flex-Fit baseball caps with embroidered Paughco logo on the fronts.

HFFSM Small - Medium

HFFLX Large - X-Large

MEN'S SHORT SLEEVE T'S

WHITE	BLACK	
SSTWS	N/A	Small
SSTWM	SSTBM	Medium
SSTWL	SSTBL	Large
SSTWXL	SSTBXL	X-Large
SSTWXXL	SSTBXXL	2X-Large
SSTWXXXL	SSTBXXXL	3X-Large

MEN'S LONG SLEEVE T'S

WHITE	BLACK	
LSTWS	N/A	Small
LSTWM	N/A	Medium
LSTWL	N/A	Large
LSTWXL	N/A	X-Large
LSTW2X	N/A	2X Large
LSTW3X	N/A	3X Large


MEN'S LONG SLEEVE SWEATSHIRTS

There are no sleeve imprints on the black sweatshirts.

WHITE	BLACK	
SWSWS	SWSBS	Small
SWSWM	SWSBM	Medium
SWSWL	SWSBL	Large
SWSWXL	SWSBXL	X-Large
SWSW2X	SWSB2X	2X Large
SWSW3X	SWSB3X	3X Large



Short Sleeve T-Shirt



Back Inprint On All Garments




Long Sleeve T-Shirt



Sweatshirt

TRIKE KITS



EXHAUST SYSTEMS FOR TRIKE KITS _____	22-23
FINAL DRIVE BELTS _____	24
TRIKE BODY KITS _____	21
TRIKE KIT COMPONENTS _____	20
TRIKE KITS FOR 4-SPEED FL/FX MODELS _____	18
TRIKE KITS FOR DYNA MODELS _____	16-17
TRIKE KITS FOR FXR MODELS _____	19
TRIKE KITS FOR SOFTAIL MODELS _____	14-15
TRIKE KITS FOR SPORTSTER MODELS _____	12-13
TRIKE KITS FOR TOURING MODELS _____	10-11

TRIKE CONVERSION KITS FOR TOURING MODELS



**CHECK OUT OUR NEW TRIKE REAR AXLE ASSEMBLIES!
MADE IN-HOUSE AT PAUGHCO IN CARSON CITY, NV.**



PAUGHCO TRIKE CONVERSION KITS FOR TOURING MODELS

Turn your 1993–2015 Touring model into a trike, and enjoy all the benefits that having a third wheel provides. These conversion kits are very affordable, and can be installed in stages, if necessary. All components are designed to work together seamlessly, and you get to retain your stock hard bags and your TourPak.

- Fit all 1993–2015 Touring models (2008-up models equipped with ABS brakes will need to have the ABS system removed)
- US-made Paughco axle assemblies use readily available wheels with GM/Chevy 5 x 4.75" bolt pattern (sold separately)
- No cutting of your frame is required
- Posi-traction non-slip differential
- Mounts to existing swingarm and shock locations
- Gloss black powdercoated axle assemblies with raw steel swingarms that include brake calipers and rotors

PAUGHCO SWINGARM KITS

These new kits for Touring models include a special trike swingarm, mounting plates and hardware.

153TFLE Swingarm kit for 1993–2001 models

153TFLL Swingarm kit for 2002–2008 models (ABS brake models must have ABS system removed)

153TFL9 Swingarm kit for 2009–2015 models (ABS brake models must have ABS system removed)



TRIKE CONVERSION KITS FOR TOURING MODELS

TRIKE
KITS

SPRINGERS
& FORKS

HANDLEBARS
& RISERS

LIGHTING

FRAMES &
ACCESSORIES

WHEELS
& BRAKES

GAS & OIL
TANKS

SHEET
METAL

ENGINE &
ELECTRICAL

PRIMARY &
DRIVETRAIN

FOOT
CONTROLS

TRANSMISSION

EXHAUST

TOOLS &
GENERAL



153TFLL



PTA-2



02-335

02-330HD



17-160



PTF-1B



153T-PB



PAUGHCO US-MADE AXLE ASSEMBLIES

The housing is constructed from precision cut and welded 1" x 4" and 1" x 2½" rectangular tubing, while the axle tubes are made from 2¾"-diameter thick wall tubing. The CNC-machined solid steel gear housing holds US-made Dana 44 spider gears. Also featured are extremely strong, automotive-style Timken-type splined wheel hubs. The brakes are black Wilwood two-piston calipers and the two-piece 11.09"-diameter rotors have an offset hat. Assemblies are shipped with a gloss black powdercoated finish, and measure 41½"-hub-to-hub. They use 15" x 6" wheels with a 2¾" backspace, and GM/Chevy 12mm x 1.5mm pitch lug nuts (sold separately – see below).

PTA-1 Axle assembly with 1½"-wide, 70-tooth pulley for 1993–2003 models

PTA-2 Axle assembly with 1⅞"-wide, 70-tooth pulley for 2004–2006 models

PTA-9 Axle assembly with 1⅞"-wide, 66-tooth pulley for 2007–2008 models

PTA-12 Axle assembly with 68-tooth, 1⅞"-wide pulley for 2009–2015 models

Axle Installation Notes: The ABS brake system must be removed on models so equipped, before beginning installation. When installing a PTA-9 on 2007–2008 models with a 1"-wide rear drive belt, or a PTA-12 on 2009–2015 models with a 1"-wide rear drive belt, we strongly recommend that you change the belt to a 1⅞"-wide, 139-tooth rear drive belt (OEM 40024-04). See catalog page 24.

RAKED TRIPLE TREES

Specially-made top and bottom triple trees with an extra 6° of rake to increase stability when converting your two-wheeler to a trike. Made to perfectly replace the stock triple trees. Sold in sets.

02-330HD Fits 1993–2013 FLHT Touring models

02-335 Fits 1994–2013 Road King and Road Glide

HYDRAULIC STEERING DAMPENER KITS

Specially-made steering dampener kitted with mounting brackets and hardware. The kits include an adjustable dampener with seven different resistance settings to help stop unwanted fork wobbles.

17-160 Fits 1993–2014 FLHT Touring models

17-163 Fits 1994–2014 Road King and Road Glide

PAUGHCO 15" TRIKE RIMS AND ACCESSORIES

These US-made 15" x 6" automotive-style steel rims are a low cost way to get your trike on the road without emptying your wallet. They have a GM/Chevy 5 x 4.75" bolt pattern and use 195/65R x 15" tires.

06-202 Unpainted rim (2¾" backspace) sold each

06-202B Black rim (2¾" backspace) sold each

06-202C Chrome rim (2¾" backspace) sold each

PTA-LN Wheel lug nuts (pack of 10)

06-202HC Chrome 'Baby Moon' hub cap (sold each)

06-202TR Chrome wheel trim ring (sold each)

PAUGHCO TRIKE FENDER KITS FOR US-MADE AXLES

They measure 8½"-wide and 42"-long, and clamp onto the axle tube housings. The fenders mount to the support brackets with button-head screws, but can easily be welded in place and smoothed over if desired. They're available in raw steel or with a black powdercoat finish. May only be used with 195/65R x 15" tires. Sold in sets.

PTF-1 Raw steel finish for US-made axle

PTF-1B Black powdercoat finish for US-made axle

SADDLEBAG RELOCATION KITS FOR US-MADE AXLES

These brackets and hardware are needed to raise the stock fiberglass saddlebags when you want to maintain the stock appearance and retain all the cargo capacity that came on your original vehicle.

153T-PB Fits 1993–2008 FLT/FLHT Touring models

153T-PBL Fits 2009–2015 FLT/FLHT Touring models

TRIKE CONVERSION KITS FOR SPORTSTER MODELS



**CHECK OUT OUR NEW TRIKE REAR AXLE ASSEMBLIES!
MADE IN-HOUSE AT PAUGHCO IN CARSON CITY, NV.**

PAUGHCO TRIKE CONVERSION KITS FOR SPORTSTER MODELS

Turn your 1986-up Sportster into a trike, and enjoy all the benefits that having a third wheel provides. These conversion kits are very affordable, and can be installed in stages, if necessary. All of these components are designed to work seamlessly with each other.

- Mix and match swingarms and axle assemblies to cover all 1986–2015 Sportster models whether fitted with chain or belt final drive
- Uses wheels with GM/Chevy 5 x 4.75" bolt pattern (sold separately)
- No cutting of your frame is required
- Mount to existing swingarm and shock locations
- US-made Paughco axle assemblies with posi-traction non-slip differential
- Gloss black powdercoated axle assemblies and raw steel swingarms
- Axle assemblies include brake calipers and rotors



TRIKE CONVERSION KITS FOR SPORTSTER MODELS

TRIKE KITS

SPRINGERS & FORKS

HANDLEBARS & RISERS

LIGHTING

FRAMES & ACCESSORIES

WHEELS & BRAKES

GAS & OIL TANKS

SHEET METAL

ENGINE & ELECTRICAL


PRIMARY & DRIVETRAIN

FOOT CONTROLS


TRANSMISSION

EXHAUST

TOOLS & GENERAL



153TXLE



153TXLL



PTA-3

PAUGHCO US-MADE AXLE ASSEMBLIES

The housings are constructed from precision cut and welded 1" x 4" and 1" x 2½" rectangular tubing, while the axle tubes are made from 2¾"-diameter thick-wall tubing. The CNC-machined solid steel gear housing holds US-made Dana 44 spider gears. Also featured are automotive-style Timken-type splined wheel hubs. The brakes are black Wilwood two-piston calipers and the two-piece 11.09"-diameter rotors have an offset hat. Axle assemblies are shipped with a gloss black powdercoated finish. They measure 41⅝" hub-to-hub, and require the use of 15" x 6" wheels with 2¾" backspace and readily available GM/Chevy 12mm x 1.5mm pitch lug nuts (sold separately – see below).

PTA-3 Fits 2004–2015 Sportsters (68-tooth belt pulley)

PTA-4 Fits 1991–2003 Sportsters (61-tooth belt pulley)

PTA-6 Fits 1986–1992 Sportsters (48-tooth chain sprocket)

Axle Installation Notes: When installing a PTA-3 on 2007–2015 Sportsters equipped with 1"-wide rear drive belts, we strongly recommend changing to a 1⅝"-wide, 137-tooth rear drive belt (OEM 40571-04). See catalog page 24.

PAUGHCO SWINGARM KITS

These kits include a special trike swingarm, mounting plates and hardware.

153TXLE Kit for 1986–2003 Sportster models

153TXLL Kit for 2004–2015 Sportster models

PAUGHCO CHROME BILLET RAKED TRIPLE TREES FOR 39MM FORKS

Specially-made top and bottom triple trees with external fork stops and 5° of rake that will increase stability when converting your two-wheeler to a trike. For use on models with 39mm fork tubes and 19" or 21" front wheels ONLY.

02-227 5° trees for bottom-mount headlight (sold in sets)

02-234 5° trees for top-mount headlight (sold in sets)

HYDRAULIC STEERING DAMPENERS FOR 39MM FORK TUBES

Specially-made steering dampeners kitted with mounting brackets and hardware for each specific application. They feature adjustable dampeners with seven different resistance settings, and help stop unwanted fork wobbles.

17-151 Fits 1988–2003 Sportster models

17-157 Fits 2004–2006 rubber-mounted Sportster models

17-158 Fits 2007–2015 fuel injected Sportster models

PAUGHCO 15" TRIKE RIMS AND ACCESSORIES

These US-made automotive-style steel rims are a low cost way to get your trike on the road without emptying your wallet. They have a GM/Chevy 5 x 4.75" bolt pattern and use 195/65R x 15" tires.

06-202 Unpainted 15" x 6" rim (2¾" backspace) sold each

06-202B Black 15" x 6" rim (2¾" backspace) sold each

06-202C Chrome 15" x 6" rim (2¾" backspace) sold each

PTA-LN Wheel lug nuts (pack of 10)

06-202HC Chrome-plated 'Baby Moon' hub cap (sold each)

06-202TR Chrome-plated wheel trim ring (sold each)

PAUGHCO TRIKE FENDER KITS FOR US-MADE AXLES

The fenders measure 8½"-wide and 42"-long, and clamp onto the axle tube housings. The fenders mount to the support brackets with buttonhead screws, but can easily be welded in place and smoothed over if desired. May only be used with 195/65R x 15" tires. Sold in sets.

PTF-1 Raw steel finish for US-made axle

PTF-1B Black powdercoat finish for US-made axle



17-151

02-234



06-202TR

06-202HC



PTF-1B

TRIKE CONVERSION KITS FOR SOFTTAIL MODELS




PAUGHCO TRIKE CONVERSION KITS FOR SOFTTAIL MODELS

Turn your 1986-up Softtail model into a trike, and enjoy all the benefits that having a third wheel provides. These conversion kits are very affordable, and can be installed in stages, if necessary. All of these components are designed to work seamlessly together.

- Mix and match the swingarms and axle assemblies to fit 1986 thru 2015 Softtails (except Rocker, Cross Bones and Blackline models). Models equipped with ABS brakes will need to have the ABS system removed prior to installation
- US-made Paughco axle assemblies with posi-traction non-slip differential
- No cutting or welding of your frame is required, and the swingarm mounts to existing swingarm pivot and shock locations
- Gloss black powdercoated axle assemblies and raw steel swingarms
- Uses readily available wheels with GM/Chevy 5 x 4.75" bolt pattern (sold separately)
- Axle assemblies include brake calipers and rotors



**CHECK OUT OUR NEW TRIKE REAR AXLE ASSEMBLIES!
MADE IN-HOUSE AT PAUGHCO IN CARSON CITY, NV**



PTA-7



TRIKE CONVERSION KITS FOR SOFTAIL MODELS

TRIKE
KITS

SPRINGERS
& FORKS

HANDLEBARS
& RISERS

LIGHTING

FRAMES &
ACCESSORIES

WHEELS
& BRAKES

GAS & OIL
TANKS

SHEET
METAL

ENGINE &
ELECTRICAL

PRIMARY &
DRIVETRAIN

FOOT
CONTROLS

TRANSMISSION

EXHAUST

TOOLS &
GENERAL


PAUGHCO SWINGARM KITS

These kits include a special trike swingarm, mounting plates and hardware.

153TSTE Kit for 1986–1999 Softails

153TSTL Kit for 2000–2007 Softails

153TSTLW Kit for 2008–2015 Softails (except Rocker, Cross Bones and Blackline models). Models equipped with ABS brakes must have the ABS brake system removed prior to installation



153TSTE



02-327

02-331



17-153

17-161

PAUGHCO US-MADE AXLE ASSEMBLIES

The housings are constructed from precision cut and welded 1" x 4" and 1" x 2½" rectangular tubing, while the axle tubes are made from 2¾"-diameter thick wall tubing. The CNC-machined solid steel gear housing holds US-made Dana 44 spider gears. This is the strongest trike axle available today. Also featured are automotive-style Timken-type splined wheel hubs. Black Wilwood two-piston calipers mate with 11.09"-diameter rotors. Axle assemblies are shipped with a gloss black powdercoated finish. Axles measure 41⅝" from hub-to-hub, and require the use of 15" x 6" wheels with 2¾" backspace and GM/Chevy 12mm x 1.5mm pitch lug nuts (sold separately – see below).

PTA-7 Fits 1986–1994 Softails (70-tooth, 1½"-wide pulley)

PTA-11 Fits 1995–1999 Softails (65-tooth, 1½"-wide pulley)

PTA-8 Fits 2000–2006 Softails (70-tooth, 1⅜"-wide pulley)

PTA-10 Fits 2007–2015 Softails (66-tooth, 1⅜"-wide pulley)

Axle Installation Notes: The ABS brake system must be removed on models that are so equipped, before installation. 1993 Softails with stock 61-tooth rear pulleys and 128-tooth belts, must change to a 132-tooth rear belt (OEM 40023-86), but your top speed will be reduced. When installing a PTA-8 on 2006 Softails with a 20mm rear drive belt, we strongly recommend that you change it to a 1⅜"-wide, 135-tooth rear drive belt (OEM 40307-00). When installing a PTA-10 on 2007–2015 Softails, we strongly recommend that you change your stock 20mm, 24mm or 1" rear drive belt to a 1⅜"-wide, 133-tooth rear drive belt (OEM 40015-00). See catalog page 24.

BILLET RAKED TRIPLE TREES

Specially-made 41mm top and bottom triple trees with 6° of rake required to increase stability when converting your two-wheeler to a trike. Sold in sets.

02-327 Chrome 6° trees for FX Softails (external fork stops)

02-322 Chrome 6° trees for FX Softails (internal fork stops)

02-331 6° trees with external fork stops for FL Softails (top tree is chromed and bottom tree is highly polished). Includes fork tube insert plugs and longer fork slider covers

HYDRAULIC STEERING DAMPENERS

Specially-made steering dampeners kitted with mounting brackets and hardware for each specific application. They feature adjustable dampeners with seven different resistance settings to help stop unwanted fork wobbles.

17-153 Fits 1986–1999 Evolution FX Softail models

17-156 Fits 2000-up FX Softail models with 41mm fork tubes

17-161 Fits 1986-up FL Softail models

PAUGHCO 15" TRIKE RIMS AND ACCESSORIES

These US-made automotive-style steel rims have a GM/Chevy 5 x 4.75" bolt pattern and use 195/65R x 15" tires.

06-202 Unpainted 15" x 6" rim (2¾" backspace) sold each

06-202B Black 15" x 6" rim (2¾" backspace) sold each

06-202C Chrome 15" x 6" rim (2¾" backspace) sold each

PTA-LN Wheel lug nuts (pack of 10)

06-202HC Chrome-plated 'Baby Moon' hub cap (sold each)

06-202TR Chrome-plated wheel trim ring (sold each)

PAUGHCO TRIKE FENDER KITS FOR US-MADE AXLES

The fenders measure 8½"-wide and 42"-long, and clamp onto the axle tube housings of the axle assemblies. The fenders mount to the support brackets with buttonhead screws, but can easily be welded in place and smoothed over if desired. May only be used with 195/65R x 15" tires. Sold in sets.

PTF-1 Raw steel finish for US-made axle

PTF-1B Black powdercoat finish for US-made axle



06-202TR

06-202HC

PTF-1B

TRIKE CONVERSION KITS FOR DYNA MODELS



**CHECK OUT OUR NEW TRIKE
REAR AXLE ASSEMBLIES!
MADE IN-HOUSE AT PAUGHCO
IN CARSON CITY, NV.**



PAUGHCO TRIKE CONVERSION KITS FOR DYNA MODELS

Turn your 1991–2015 Dyna into a trike, and enjoy all the benefits that having a third wheel provides. These conversion kits are very affordable, and can be installed in stages. All components are designed to work together seamlessly.

- Fit 1991–2015 Dynas (except Dyna Switchback). Models equipped with ABS brakes will need to have the ABS system removed prior to installation.
- No cutting or welding of your frame is required, and the raw steel swingarm mounts to existing swingarm pivot and shock locations
- US-made Paughco axle assemblies with posi-traction non-slip differential, use readily available wheels with GM/Chevy 5 x 4.75" bolt pattern (sold separately)
- Gloss black powdercoated axle assemblies include brake calipers and rotors

PAUGHCO SWINGARM KITS

These new kits for Dyna models include a special trike swingarm, mounting plates and hardware.

153TDE Kit for 1991–2005 Dynas


153TDL Kit for 2006–2015 Dynas except Dyna Switchback (models with ABS brakes must have the ABS brake system removed)



TRIKE CONVERSION KITS FOR DYNA MODELS



153TDL



PTA-15



17-159



02-332



06-202HC



06-202TR



PTF-1B

PAUGHCO US-MADE AXLE ASSEMBLIES

The housing is constructed from precision cut and welded 1" x 4" and 1" x 2½" rectangular tubing, while the axle tubes are made from 2⅜"-diameter thick wall tubing. The CNC-machined solid steel gear housing holds US-made Dana 44 spider gears. Also featured are automotive-style Timken-type splined wheel hubs. The brakes are black Wilwood two-piston calipers and the two-piece 11.09"-diameter rotors have offset hats. Axle assemblies are shipped with a gloss black powdercoated finish, and measure 41⅝" hub-to-hub. They require the use of 15" x 6" wheels with 2¾" backspace and GM/Chevy 12mm x 1.5mm pitch lug nuts (sold separately – see below).

PTA-15 Axle assembly with 1½"-wide, 70-tooth pulley for models from 1991 thru 1999

PTA-14 Axle assembly with 1⅛"-wide, 70-tooth pulley for models from 2000 thru 2006

PTA-13 Axle assembly with 1⅛"-wide, 66-tooth pulley for models from 2007–2015 with ABS system removed (except Dyna Switchback)

Axle Installation Notes: The ABS brake system must be removed on models that are so equipped, before installation. When installing PTA-13 on 2007–2015 Dyna models, we strongly recommend that you change the stock 1"-wide, 131-tooth rear drive belt, to a 1⅛"-wide, 130-tooth rear drive belt (OEM 40048-07). See catalog page 24.

CHROME BILLET RAKED TRIPLE TREES

Specially-made top and bottom triple trees with external fork stops and 5° of rake required to increase stability on trikes. Sold in sets.

02-227 Fits 39mm forks with bottom mount headlight from 1991 thru 2005

02-234 Fits 39mm forks with top mount headlight from 1991 thru 2005

02-333 Fits 41mm Wide Glide forks from 1993–2005

02-332 Fits all 2006-up 49mm forks (except FXDWG)

02-334 Fits 2006-up 49mm Wide Glide forks (FXDWG)

HYDRAULIC STEERING DAMPENER KITS

Specially-made steering dampener kitted with mounting brackets and hardware. These kits include an adjustable dampener with seven different resistance settings to help stop unwanted fork wobbles.

17-154 Fits 1993-2005 Dyna models (except FXDWG)

17-155 Fits 1993-2005 FXDWG models (41mm forks)

17-159 Fits 2006-2015 Dyna models (49mm forks)

PAUGHCO 15" TRIKE RIMS AND ACCESSORIES

These US-made 15" x 6" automotive-style steel rims are a low cost way to get your trike on the road without emptying your wallet. They have a GM/Chevy 5 x 4.75" bolt pattern and use 195/65R x 15" tires.

06-202 Unpainted rim (2¾" backspace) sold each

06-202B Black rim (2¾" backspace) sold each

06-202C Chrome rim (2¾" backspace) sold each

PTA-LN Wheel lug nuts (pack of 10)

06-202HC Chrome 'Baby Moon' hub cap (sold each)

06-202TR Chrome wheel trim ring (sold each)

PAUGHCO TRIKE FENDER KITS FOR US-MADE AXLES

These "bolt-on" fender kits measure 8½"-wide and 42"-long, and clamp onto the axle tube housings of the axle assemblies. The fenders mount to the support brackets with buttonhead screws, but can easily be welded in place and smoothed over if desired. They're available in raw steel or with a black powdercoat finish. May only be used with 195/65R x 15" tires. Sold in sets.

PTF-1 Raw steel finish for US-made axle

PTF-1B Black powdercoat finish for US-made axle

TRIKE CONVERSION KIT FOR 1958-84 FL/FX 4-SPEED MODELS




PAUGHCO TRIKE CONVERSION KIT FOR 1958-84 FL/FX 4-SPEED MODELS

Turn your 1958–1984 FL or FX 4-speed bike into a trike, and enjoy all the benefits that having a third wheel provides. This conversion kit is very affordable, and can be installed in stages. All of these components are designed to work seamlessly with each other and are true “bolt-on” parts that even the average mechanic can install themselves.

- US-made Paughco axle assembly with posi-traction non-slip differential
- Gloss black powdercoated axle assembly and raw steel swingarm
- Axle assembly includes brake calipers and rotors
- No cutting or welding required, and mounts to existing swingarm and shock locations
- Uses readily available wheels with GM/Chevy 5 x 4.75" bolt pattern (sold separately)
- FL models with an aluminum headlight housing will require OEM sidecar triple trees, and FX models will require 6° triple trees



SEE THE FACING PAGE
FOR RIMS, FENDER KITS
AND OTHER ACCESSORIES




PTA-5

PAUGHCO US-MADE AXLE ASSEMBLY

The housing is constructed from precision cut and welded 1" x 4" and 1" x 2½" rectangular tubing, while the axle tubes are made from 2¾"-diameter thick-wall tubing. The CNC-machined solid steel gear housing holds US-made Dana 44 spider gears. Also featured are automotive-style Timken-type splined wheel hubs..... extremely strong and designed for severe use applications. The brakes are black Wilwood two-piston calipers and the two-piece 11.09"-diameter rotors have offset hats. The axle is shipped with a gloss black powdercoated finish, and measures 41⅝" from hub-to-hub. Requires the use of 15" x 6" wheels with a 2¾" backspace and readily available GM/Chevy 12mm x 1.5mm pitch lug nuts (sold separately).

PTA-5 Axle assembly with 51-tooth chain sprocket for 1958 thru 1984 models (except 1980 thru 1983 Sturgis, 1984 FXWG, and 1983 thru 1984 FL models with an OEM rear belt drive)



PAUGHCO SWINGARM KIT

These new kits for 4-speed models include a special trike swingarm, mounting plates, hardware and shock bolts.

153TFX Fits 1958–1984 FL/FX models

PAUGHCO CHROME BILLET RAKED TRIPLE TREES FOR 41MM FORKS

Specially-made top and bottom triple trees with a 1"-diameter stem, external fork stops and a 6° rake that will increase stability when converting from a two-wheeler to a trike.

02-327 6° trees for bottom-mount headlight (set)



HYDRAULIC STEERING DAMPENER

Specially-made steering dampener kitted with mounting brackets and hardware. It features an adjustable dampener with seven different resistance settings to help stop unwanted steering wobbles.

17-162 Fits 1963 thru 1984 4-speed FL models with aluminum headlight housings




TRIKE CONVERSION KIT FOR FXR MODELS

PAUGHCO TRIKE CONVERSION KIT FOR LATE 1987-1999 FXR MODELS

Turn your late 1987–1999 FXR into a trike, and enjoy all the benefits that having a third wheel provides. These conversion kits are very affordable, and can be installed in stages. All these components are designed to work seamlessly with each other and are true “bolt-on” parts that even the average mechanic can install themselves.

- US-made Paughco axle assembly with posi-traction non-slip differential
- Gloss black powdercoated axle assembly and raw steel swingarm
- No cutting or welding of your frame is required and the swingarm mounts to existing swingarm pivot and shock locations
- Axle assembly includes brake calipers and rotors
- Uses wheels with GM/Chevy 5 x 4.75" bolt pattern



PAUGHCO US-MADE AXLE ASSEMBLY

The housings are constructed from precision cut and welded 1" x 4" and 1" x 2½" rectangular tubing, while the axle tubes are made from 2⅜"-diameter thick-wall tubing. The CNC-machined solid steel gear housing holds US-made Dana 44 spider gears. Also featured are automotive-style Timken-type splined wheel hubs designed for severe use applications. The brakes are black Wilwood two-piston calipers and the two-piece 11.09"-diameter rotors have offset hats. This axle is shipped with a gloss black powdercoated finish. It measures 41⅝" from hub-to-hub, and requires the use of readily available 15" x 6" wheels with a 2¾" backspace and GM/Chevy 12mm x 1.5mm pitch lug nuts (sold separately).

PTA-16 Axle assembly with 1½"-wide, 70-tooth pulley for late 1987–1999 FXR models



PAUGHCO SWINGARM KIT FOR FXR MODELS

This new kit for FXR models includes a special trike swingarm, mounting plates, hardware and shock bolts.

153TFXR Swingarm kit for late 1987–1999 FXR models

PAUGHCO CHROME BILLET RAKED TRIPLE TREES FOR 39MM FORKS

Specially-made top and bottom triple trees with external fork stops and 5° rake that will increase stability when converting from a two-wheeler to a trike.

02-227 5° trees for bottom-mount headlight (sold in sets)

02-234 5° trees for top-mount headlight (sold in sets)



PAUGHCO 15" TRIKE RIMS AND ACCESSORIES

These US-made 15" x 6" automotive-style steel rims are a low cost way to get your trike on the road without emptying your wallet. They have a GM/Chevy 5 x 4.75" bolt pattern and use 195/65R x 15" tires.

06-202 Unpainted rim with 2¾" backspace (sold each)

06-202B Black rim with 2¾" backspace (sold each)

06-202C Chrome rim with 2¾" backspace (sold each)

PTA-LN Wheel lug nuts (pack of 10)

06-202HC Chrome 'Baby Moon' hub cap (sold each)

06-202TR Chrome wheel trim ring (sold each)



PAUGHCO TRIKE FENDER KITS FOR US-MADE AXLES

These “bolt-on” fender kits measure 8½"-wide and 42"-long, and clamp onto the axle tube housings of the axle assemblies. The fenders mount to the support brackets with buttonhead screws, but can easily be welded in place and smoothed over if desired. They're available in raw steel or with a black powdercoat finish. May only be used with 195/65R x 15" tires. Sold in sets.

PTF-1 Raw steel finish for US-made axle

PTF-1B Black powdercoat finish for US-made axle



TRIKE
KITS

SPRINGERS
& FORKS

HANDLEBARS
& RISERS

LIGHTING

FRAMES &
ACCESSORIES

WHEELS
& BRAKES

GAS & OIL
TANKS

SHEET
METAL

ENGINE &
ELECTRICAL

PRIMARY &
DRIVETRAIN

FOOT
CONTROLS

TRANSMISSION

EXHAUST

TOOLS &
GENERAL

TRIKE CONVERSION COMPONENTS



PAUGHCO, INC. HAS PARTNERED WITH **BAKER DRIVETRAIN** TO OFFER THE BEST IN REVERSE GEAR SYSTEMS FOR MOST TRIKE APPLICATIONS. CONTACT BAKER DRIVETRAIN DIRECTLY FOR INFORMATION ABOUT AVAILABILITY FOR YOUR TRIKE CONVERSION.



PAUGHCO SHIELD L.E.D. TAILLIGHTS

These great-looking chrome L.E.D. taillights feature 30 individual super-bright high-intensity bulbs and CNC billet aluminum outer ring with custom beveled edge. They're available with a curved back for most stock rear fender fitments and a flat back for custom applications. The wires are 30"-long and include protective sheathing for easy installation.

- 03-155** Curved back
- 03-156** Flat back



GOODRIDGE REAR BRAKE LINE KIT FOR TRIKES

Complete stainless steel clear coated brake line kits specially kitted for Paughco Trike Axle Conversions. Includes caliper adapter fittings, two brake lines, custom brake tee, banjo bolts, fittings and sealing washers.

- PTA-BL** Complete kit



BDL PARKING BRAKE VALVE FOR TRIKES

Unique, new hydraulic parking brake that can easily be installed into the rear brake system. Simply push on the rear brake pedal then push the set knob and the parking brake is applied.... touch the rear brake pedal to release. Universal 1/4" mounting holes in the body permit custom mounting. Requires 1/8" NPT fittings and custom brake lines (sold separately).

- PTA-PB** Sold each





PAUGHCO TRIKE BODY KITS

Now you can turn your custom 3 wheeler into the “coolest trike in town” with these special body kits from Paughco. Styled after the original “Model A” hot rods of the 40’s & 50’s these bolt-on body kits come in a Truck Bed style or a curved Hot Rod style. When matched up with a set of Paughco fenders you can set your trike apart from all the other guys. The truck bed kits are made from heavy-gauge formed sheet steel while the curved Hot Rod bodies are made from .100”-thick rolled & formed aluminum. Kits include the mounting brackets and supports, and bolt to the stock rear frame horns.

NOTE: BODY KITS ARE SHIPPED WITH A RAW FINISH AND DO NOT INCLUDE TAILLIGHTS AND LICENSE FRAME AS SHOWN IN THE PHOTOS

TRUCK BED STYLE

- PTTB-1** Fits 1986-up Softail models
- PTTB-2** Fits 1993–2003 Sportster models
- PTTB-3** Fits 2004-up Sportster models
- PTTB-4** Fits 1996-up Dyna models
- PTTB-5** Fits 1958–1984 FL/FX 4-speed models
- PTTB-6** Fits late 1987–1999 FXR models

HOT ROD STYLE

- PTHR-1** Fits 1986-up Softail models
- PTHR-2** Fits 1993–2003 Sportster models
- PTHR-3** Fits 2004-up Sportster models
- PTHR-4** Fits 1996-up Dyna models
- PTHR-5** Fits 1958–1984 FL/FX 4-speed models
- PTHR-6** Fits late 1987–1999 FXR models

EXHAUST SYSTEMS FOR TRIKE CONVERSION KITS



PAUGHCO PIPE SETS FOR SPORTSTER TRIKE CONVERSIONS

These 1¾"-diameter systems are made specially for the Paughco Sportster trike conversions. The mandrel bent S-pipes run side-by-side down the bike and under the axle for a



great new look. Full-length heat shields that stop just short of the swingarm are also available separately. The headpipe sets include four mounting clamps and a special mounting bracket that extends back under the axle to support the optional tail pipe extensions (which are sold separately). Baffles are also sold separately.

HEADPIPE KITS

719-2TRK* Fits 1986–2003 Evolution Sportsters

719-3TRK* Fits 2004–2006 Evolution Sportsters

719-3TRKA* Fits 2007-up fuel injected Sportsters

419-2TRKF Front heat shield (sold each)

419-2TRKR Rear heat shield (sold each)

TAIL PIPE EXTENSIONS

605* 31"-long Fishtail extension (sold each)

605S* 31"-long Slash Cut extension (sold each)

605F* 31"-long Flared Tip extension (sold each)

605G* 31"-long Goose Cut extension (sold each)

77C Baffle for tail pipe extensions (sold each)

*** NOT LEGAL FOR SALE OR USE IN CALIFORNIA**

PAUGHCO PIPE SETS FOR SOFTTAIL TRIKE CONVERSIONS

These systems are made specially for the Paughco Softail trike conversions. The special 1¾"-diameter mandrel bent two-piece S-pipes run down the side of the bike, and then bend down and under the axle assembly, one on top of the other. The pipe ends are slash cut and accept Paughco #77 baffles if desired. The headpipe and extension set includes the hanger brackets and clamps. Matching 2¼" full-coverage heatshields that cover all the way down to the first drop bend, are also available separately.

731TRKA* Fits 1986–2011 Softails (set)

731TRKB* Fits 2012–2015 Softails (set)

431TRKF Front heat shield (sold each)

431TRKR Rear heat shield (sold each)

77 1¾"-diameter baffle (sold each)

*** NOT LEGAL FOR SALE OR USE IN CALIFORNIA**



SPECIAL NOTES:

1) THESE EXHAUST SYSTEMS FOR SOFTAILS ARE NOT COMPATIBLE WITH AFTERMARKET REVERSE KITS.



EXHAUST SYSTEMS FOR TRIKE CONVERSION KITS

TRIKE
KITS

SPRINGERS
& FORKS

HANDLEBARS
& RISERS

LIGHTING

FRAMES &
ACCESSORIES

WHEELS
& BRAKES

GAS & OIL
TANKS

SHEET
METAL

ENGINE &
ELECTRICAL

PRIMARY &
DRIVETRAIN

FOOT
CONTROLS

TRANSMISSION

EXHAUST

TOOLS &
GENERAL



PAUGHCO MUFFLER AND PIPE KITS FOR TOURING MODELS

These custom mufflers and "drop pipes" are needed on the Touring model trike conversions when the OEM headpipes are used. The special drop pipes lower the mufflers to clear the bottom of the axle assembly, and the special 22"-long mufflers end just past the saddlebags. Also included are extension brackets to connect the mufflers up to the stock hanger mounts.

FIT TOURING MODELS FROM 1993 THRU 2008

608TRK* Fishtail mufflers

610TRK* Tapered mufflers

FIT TOURING MODELS FROM 2009 THRU 2015

608TRKL* Fishtail mufflers

610TRKL* Tapered mufflers

*** NOT LEGAL FOR SALE OR USE IN CALIFORNIA**



PAUGHCO EXHAUST SYSTEMS FOR DYNA TRIKE CONVERSIONS

These systems are specially made for our Dyna trike conversions. The special mandrel bent 1 3/4"-diameter two-piece S-Pipes run down the side of the bike and then down and under the axle assembly, one on top of the other. The pipe ends are straight cut and accept Paughco #77 baffles if desired. Each pipe set includes the hanger bracket and clamps. Optional 2 1/4"-diameter full coverage heat shields that cover down to the first drop bend are available separately.

731DTRK* Fits 1991-2005 Dynas (set)

731DTRKA* Fits 2006-2015 Dynas (set)

431DTRKF Front heat shield (sold each)

431DTRKR Rear heat shield (sold each)

77 1 3/4"-diameter baffle(ea)

*** NOT LEGAL FOR SALE OR USE IN CALIFORNIA**

BDL REPLACEMENT DRIVE BELTS



FALCON SPC CARBON FIBER REAR DRIVE BELTS BY BDL

The new carbon fiber-reinforced Goodyear Engineered Products FALCON SPC™ Belt manufactured by Veyance Technologies, provide premium OE quality. With up to 33% more tensile strength than conventional aramid-reinforced belts, longer belt life can be achieved without sacrificing performance. Specifically designed as a secondary drive belt for motorcycles and produced in the USA, this high-temperature rubber compound belt provides excellent flex and service life. Featuring a patented fabric-reinforced tooth surface that can increase horsepower and improve wear resistance, this durable material composition is designed to sustain belt-penetrating debris without breakage.



FALCON SPC™



1 1/8"-WIDE FINAL DRIVE BELTS

- SPC-128-118** 128-teeth (replaces OEM 40022-91)
- SPC-130-118** 130-teeth (replaces OEM 40048-07)
- SPC-132-118** 132-teeth (replaces OEM 40594-06)
- SPC-133-118** 133-teeth (replaces OEM 40015-00)
- SPC-135-118** 135-teeth (replaces OEM 40307-00)
- SPC-136-118** 136-teeth (replaces OEM 40570-04)
- SPC-137-118** 137-teeth (replaces OEM 40571-04)
- SPC-139-118** 139-teeth (replaces OEM 40024-04)

1 1/2"-WIDE FINAL DRIVE BELTS

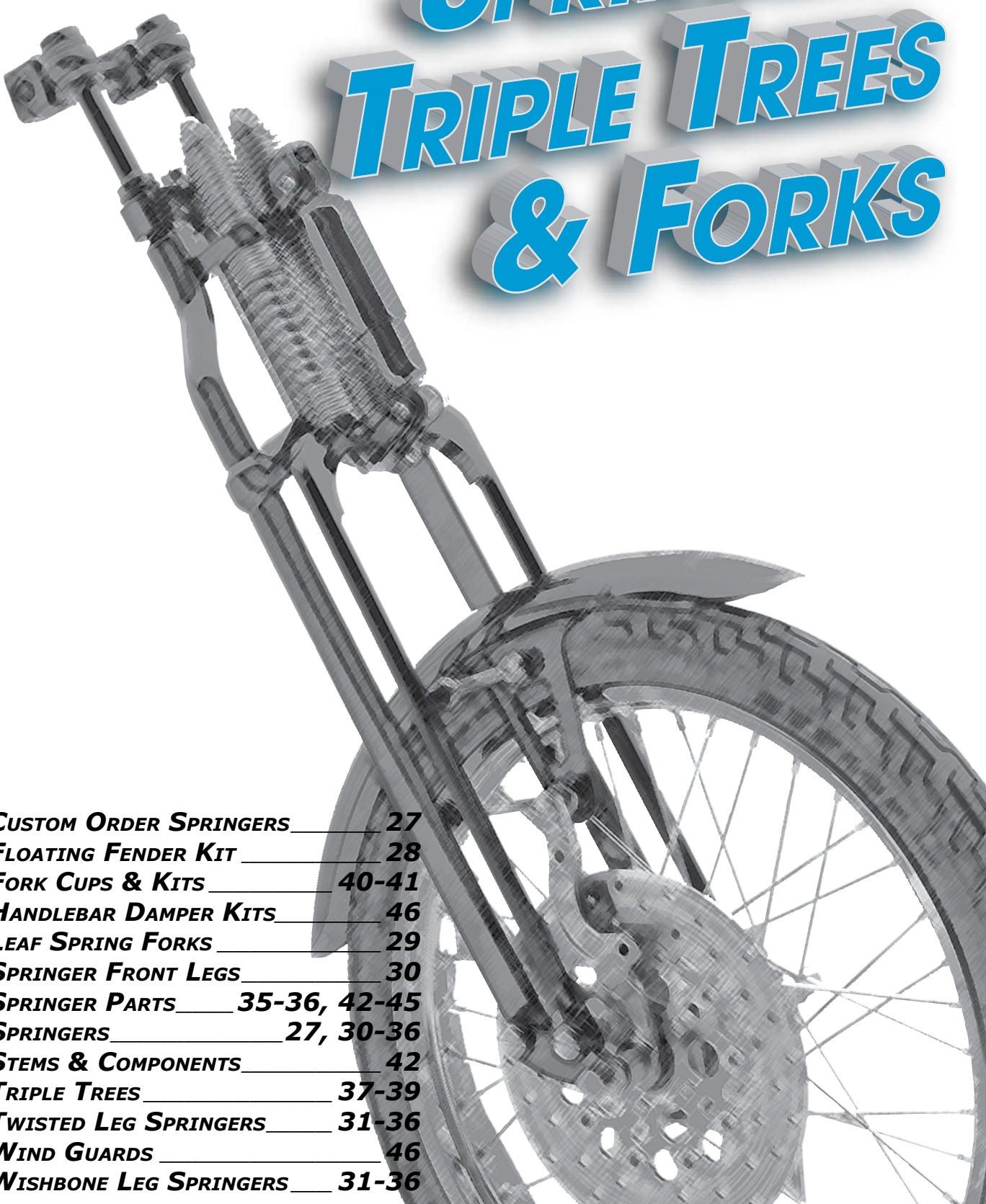
- SPC-126-112** 126-teeth (replaces OEM 40003-79)
- SPC-128-112** 128-teeth (replaces OEM 40012-90)
- SPC-130-112** 130-teeth (replaces OEM 40017-94)
- SPC-132-112** 132-teeth (replaces OEM 40023-86)
- SPC-133-112** 133-teeth (replaces OEM 40015-90)
- SPC-135-112** 135-teeth
- SPC-136-112** 136-teeth (replaces OEM 40001-85)
- SPC-139-112** 139-teeth (replaces OEM 40024-97)

HARLEY-DAVIDSON REAR DRIVE BELT MATRIX

Belt Width	# of Teeth	Application	OEM #
1 1/8"	128	1991–2003 883cc Sportsters with 27/61 pulleys and 1200cc with 29/61 pulleys	40022-91
1 1/8"	130	2007–2013 Japanese Dyna models with 32/64 pulleys	40048-07
1 1/8"	132	2006 International Dyna models with 32/68 pulleys	40594-06
1 1/8"	133	2000–2006 Domestic and International Dyna models with 32/70 pulleys	40015-00
1 1/8"	135	2000–2006 Domestic and International Softails with 32/70 pulleys	40307-00
1 1/8"	136	2004–2006 Domestic and International 883cc Sportsters with 28/68 pulleys	40570-04
1 1/8"	137	2004–2006 Domestic 1200cc Sportsters with 29/68 pulleys and 2004–2006 International 1200cc Sportsters with 30/68 pulleys	40571-04
1 1/8"	139	2004–2006 Domestic and International Touring models with 32/70 pulleys	40024-04
1 1/2"	126	1980–1986 4-speed FL and FX models with 32/70 pulleys	40003-79
1 1/2"	128	1993–1994 Domestic and International Softails with 32/61 pulleys	40012-90
1 1/2"	130	1995–1999 Domestic and International Softails with 32/65 pulleys	40017-94
1 1/2"	132	1986–1994 Domestic and International Softails with 32/70 pulleys	40023-86
1 1/2"	133	1991–1999 Domestic and International Dyna models with 32/70 pulleys	40015-90
1 1/2"	136	1985–1996 Domestic and International Touring models with 32/70 pulleys	40001-85
1 1/2"	139	1997–2003 Domestic and International Touring models with 32/70 pulleys	40024-97



SPRINGERS TRIPLE TREES & FORKS




CUSTOM ORDER SPRINGERS	27
FLOATING FENDER KIT	28
FORK CUPS & KITS	40-41
HANDLEBAR DAMPER KITS	46
LEAF SPRING FORKS	29
SPRINGER FRONT LEGS	30
SPRINGER PARTS	35-36, 42-45
SPRINGERS	27, 30-36
STEMS & COMPONENTS	42
TRIPLE TREES	37-39
TWISTED LEG SPRINGERS	31-36
WIND GUARDS	46
WISHBONE LEG SPRINGERS	31-36



The Ultimate In Springers Since 1969

The largest, most respected line of Springer front ends in the industry, just got bigger and better. On the following pages, you'll find an unparalleled selection of NARROW, WIDE and WIDE SHOCK Springers to meet every need and application. Second-to-none in quality and performance, our Springers come fully assembled with a 7/8" or a 1" neck stem, and a Dog Bone or Glide-Style top clamp. Special features include straight, twisted or Wishbone front legs, tapered oval rear legs, flawless craftsmanship, and Paughco's award-winning chrome finish.



CUSTOM ORDER WIDE SPRINGER PACKAGES

TRIKE
KITS

SPRINGERS
& FORKS

HANDLEBARS
& RISERS

LIGHTING

FRAMES &
ACCESSORIES

WHEELS
& BRAKES

GAS & OIL
TANKS

SHEET
METAL

ENGINE &
ELECTRICAL

PRIMARY &
DRIVETRAIN

FOOT
CONTROLS

TRANSMISSION

EXHAUST

TOOLS &
GENERAL



Package A

Package B

Package D

Package C

CUSTOM ORDER WIDE SPRINGER PACKAGES

HOLD THAT ORDER! Feast your eyes on these 'drop dead beautiful' brass, chrome and black Wide Springers with tapered oval rear legs. Just recently perfected to Paughco's rigid standards for finish and unsurpassed durability, we now offer Springers in chrome and black powdercoat with brass details. Starting with fully polished Springer components, we then plate or powdercoat each piece to perfection before assembling them with love. Just let us know, and you can have the most respected name in Springers personalize one to fit your scooter. Call today and get a quote for one of these packages.

NOTE: THE HEADLIGHTS SHOWN ABOVE ON PACKAGE A AND D SPRINGERS ARE NOT INCLUDED IN THESE PACKAGES, BUT WE CAN CUSTOMIZE ONE OF THESE FOR YOU AS WELL.... JUST LET US KNOW.

FEATURES INCLUDE:

- Four stylish combinations to choose from
- Our popular wide Springers with tapered oval rear legs and optional chrome shock absorber for improved ride control
- Available in sizes from stock length to 24" over stock length to fit Sportsters and Big Twins
- Can be ordered with mounts on the front legs for a floating front fender kit when combined with a 21" front wheel
- Stock length and 3" over stock length Springers can be ordered with mounts for our 16" front fenders
- Springers 15" over stock and longer have 3° stem angles, but this option is also available on shorter Springers upon request
- Your choice of top clamp..... with ears for Dog Bone risers, or without ears for Glide-style risers

FLOATING FENDER KIT



BRAKE ROTORS, CALIPER AND WHEEL ARE SHOWN FOR ILLUSTRATION PURPOSES ONLY

PAUGHCO FLOATING FRONT FENDER KIT

All Paughco Wide Springers can now be ordered (for an additional charge) with mounts on the front legs that will permit the installation of one of our floating front fender kits. The floating fender first appeared on Harley-Davidson FXSTS models with 21" front wheels in 1993. Unlike its predecessor that sat high above the wheel, the floating fender moves up and down with the wheel, maintaining a constant distance between the top of the tire and the bottom of the fender. This kit includes everything you need to install a floating fender on your Paughco Springer (except the fender and axle), provided that your Springer already has the mounts installed. We have two fender choices available..... one is a perfect reproduction of a stock HD fender. The other is a custom version that has been shortened, and had the mounting bracket sculpted for cool, custom look. All of the replacement parts can be used to replace their OEM counterparts (except #182 and #184AA).

- 182KIT** Complete kit (does not include fender or axle)
- 135D** Fender – raw steel (repl. OEM 59176-93)
- 135DS** Custom shortened fender – raw steel
- N186B1** Axle kit for Springers with tapered oval legs
- 186B1** Axle kit for Springers with half round rear legs

REPLACEMENT PARTS

All replacement parts are sold each.

- 182** Chrome caliper bracket (not for H-D Springer)
- 184AA** Reaction arm with bearings (not for H-D Springer)
- 182A1** Sockethead screw (replaces OEM 4747)
- 182A2** Flat washer for #182A1 (replaces OEM 6371)
- 182A3** Shaft nut for #182A1 (replaces OEM 7588)
- 182A4** Locknut for #182A1 (replaces OEM 7667)
- 182A5** Cotter pin for #182A1 (replaces OEM 534)
- 183** Fender pivot link with bushings – 2 links required (replaces OEM 41042-93)
- 183A1** Shoulder bolt for #183 – 2 shoulder bolts required (replaces OEM 2723)
- 183A2** Pivot stud for #183 – 2 pivot studs required (replaces OEM 2738)
- 183A3** Shouldered fender spacer – 2 spacers required (replaces OEM 59043-93)
- 183A4** Locknut for #183A1 – 2 locknuts required (replaces OEM 7531)
- 183A5** Rubber spacer for #182A3 & #183A2 – 3 spacers required (replaces OEM 11244)
- 183A6** White nylon washer for #183 – 2 washers required (replaces OEM 6409)
- 183A8** Black nylon washer for #182A3 (replaces OEM 6498)

182



182A1



182A2

182A3

182A4



183A3

183A4

183A5

183A8

183A5

183A6



183A2

183A1



183



184AA



LEAF SPRING FORK ASSEMBLIES

TRIKE
KITS

SPRINGERS
& FORKS

HANDLEBARS
& RISERS

LIGHTING

FRAMES &
ACCESSORIES

WHEELS
& BRAKES

GAS & OIL
TANKS

SHEET
METAL

ENGINE &
ELECTRICAL

PRIMARY &
DRIVETRAIN

FOOT
CONTROLS

TRANSMISSION

EXHAUST

TOOLS &
GENERAL



LEAF SPRING FORK ASSEMBLIES



These fork assemblies were brought back to life by Kiwi-Indian motorcycles and are upgraded from the original forks built back in the 20's and 30's.

They're made from special, swaged one-piece 1 1/4" heavy-wall (.187") tubing for the rear leg, along with 3/4" heavy-wall (.120") for the front leg. The forward spring support legs are solid 3/4" mild steel bar. The rockers have been upgraded with Paughco's special high-strength, self lubricating space-tech cast nylon bushings, for long and reliable service. The forks measure 20"-long from the bottom of the stem to the front axle, and fit on most stock length Harley-type frame necks with 1" bearings. Front wheels from 16" to 21" with 3/4"-diameter axles can be easily fitted, and can be set up with single or dual disc brakes. You get your choice of top clamps..... with ears for Dog Bone risers, or without ears for Glide-style risers. Also included are the cap and crown nuts. Available in chrome, black, and polished copper finishes, these Leaf Spring Fork Assemblies will make any custom bike stand out in a parking lot.

- 177** Chrome fork assembly
- 177PC** Polished Copper fork assembly
- 177B** Black powdercoated fork assembly
- 177-1** Axle assembly for use when brakes are not desired
- 177A1** Axle assembly for dual disc Performance Machine brake kits
- 177A2** Axle assembly for single disc Performance Machine brake kits
- 177HM** Headlight mount (includes Paughco #527E-1 and hardware)

**MOTORCYCLE PHOTOS
COURTESY OF RICK AT
US CHOPPERS**



'PAUGHCO SPECIAL' POWDERCOATED SPRINGERS



'PAUGHCO SPECIAL' SPRINGER FRONT ENDS

These all-new American-made Springer fork assemblies are a low-cost alternative for custom bike builders who demand USA craftsmanship. These 'Paughco Specials' feature sandblasted steel components and welded-only finish, with solid half round rear legs. No wasted polishing on these beauties. They have a great no-frills hand-crafted look to them. Available in gloss black, satin textured black or red powder paint, and available in standard (27"-long) and 3" over (30"-long) lengths and your choice of wide or narrow widths. Each 'Paughco Special' has a powder paint finish with tumble-finish chrome springs and rocker studs. Also included is a standard top clamp and dual brake tabs for single or dual disc brakes. Special orders for shocks or fender mounts are available at additional cost, and axles are sold separately. Wide Springers shown above.

ALL 'PAUGHCO SPECIAL' SPRINGERS ARE ONLY !

NARROW	WIDE SPRINGER	
180STSPB	181STSPB	Stock length – Gloss Black
180-3SPB	181-3SPB	3" over stock – Gloss Black
180STSPTB	181STSPTB	Stock length – Satin Textured Black
180-3SPTB	181-3SPTB	3" over stock – Satin Textured Black
180STSPR	181STSPR	Stock length – Gloss Red
180-3SPR	181-3SPR	3" over stock – Gloss Red

TWISTED AND WISHBONE FRONT LEGS

All new from Paughco, these Twisted and Wishbone front legs add cool "Old School" styling to any Paughco Springer. You can custom order your new Springer with these stylish legs or buy them to retrofit to the Paughco Springer currently installed on your bike.

TWISTED-1 Sold separately (specify desired length when ordering)

WISHBONE-1 Sold separately (specify desired length when ordering)

NOTE: NOT FOR USE WITH OEM OR DNA SPRINGERS



SPRINGERS FOR LATE SPORTSTER & DYNA MODELS

TRIKE
KITS

SPRINGERS
& FORKS

HANDLEBARS
& RISERS

LIGHTING

FRAMES &
ACCESSORIES

WHEELS
& BRAKES

GAS & OIL
TANKS

SHEET
METAL

ENGINE &
ELECTRICAL

PRIMARY &
DRIVETRAIN

FOOT
CONTROLS

TRANSMISSION

EXHAUST

TOOLS &
GENERAL

SPECIAL NOTES:
 1) SPRINGERS CAN ORDERED WITH OR WITHOUT FENDER MOUNTS
 2) USE SPECIAL AXLES ON PAGE 119
 3) SPRINGERS CAN BE BLACK POWDERCOATED OR ORDERED WITH TWISTED OR WISHBONE FRONT LEGS INSTEAD OF STRAIGHT LEGS AT ADDITIONAL COST



**NS181SD-3
3" OVER SPRINGER WITH
SHOCK SHOWN ON BIKE**



WIDE SPRINGERS WITH TAPERED OVAL REAR LEGS FOR 2004-UP SPORTSTERS AND DYNAS

These Springer fork assemblies come fully assembled and bolt-on to all 2004-up Sportsters and Dyna Glides. Use the 3" over stock length Springer on Dyna Glides and standard height Sportsters, and use the stock length Springer on Sportster models that came lowered from the factory. Please specify the style of top clamp you want..... with ears (for dog bone style risers) or without ears (for Glide style risers). All of these Springers can be ordered with twisted or Wishbone front legs (see facing page).

SPRINGERS WITH SHOCK


- NS181SD-ST** Stock length (total length – 27")
- NS181SD-3** 3" Over stock (total length – 30")

SPRINGERS WITHOUT SHOCK

- N181SD-ST** Stock length (total length – 27")
- N181SD-3** 3" Over stock (total length – 30")

REPLACEMENT PARTS

- N161SD** Offset top clamp for N181SD and NS181SD series Springers
- 170ASD** Chrome crown nut (sold each)



NARROW SPRINGERS WITH TAPERED OVAL REAR LEGS



NARROW SPRINGER FRONT ENDS WITH TAPERED OVAL REAR LEGS

These Springer fork assemblies come assembled and include the fork stem, top nut, crown nut, top clamp, and inner and outer springs. Springers 15" and longer have 3° stem angles. Use with single disc brake and 19" or 21" wheels ONLY. Please specify type of neck when ordering (Big Twin or Sportster – see bottom of page). Also, please specify the style of top clamp you want..... with ears (for dog bone style risers) or without ears (for Glide style risers). Narrow Springers can also be ordered with straight, twisted or Wishbone front legs.



OPTIONAL
FRONT
LEGS



N179ST



N179-6



N179-12



N179-21

- N179-2U 2" Under stock length (total length – 25")
- N179ST Stock length (total length – 27")
- N179-3 3" Over stock length (total length – 30")
- N179-6 6" Over stock length (total length – 33")
- N179-9 9" Over stock length (total length – 36")
- N179-12 12" Over stock length (total length – 39")
- N179-15 15" Over stock length (total length – 42")
- N179-18 18" Over stock length (total length – 45")
- N179-21 21" Over stock length (total length – 48")
- N179-24 24" Over stock length (total length – 51")

ORDERING INFORMATION:

- 1) 1981 and earlier Sportster front end has a 7/8" neck stem. 1982 and later has a 1" neck stem.
- 2) Rockers are available for 5/8" or 3/4"-diameter axles.
- 3) Stock Harley axles will not fit Paughco Springers.
- 4) Minimum inside width is approximately 5"
- 5) Distance between rockers where axle goes is approximately 7¼".

SPECIAL NOTES:

- 1) WILL NOT WORK ON TOURING MODELS
- 2) USE SPECIAL AXLES ON PAGE 118
- 3) ALL SPRINGERS CAN BE BLACK POWDERCOATED AT ADDITIONAL COST
- 4) ALL SPRINGERS CAN BE ORDERED WITH TWISTED OR WISHBONE FRONT LEGS INSTEAD OF STRAIGHT FRONT LEGS AT ADDITIONAL COST

REPLACEMENT SPRINGS
CAN BE FOUND ON PAGE 44



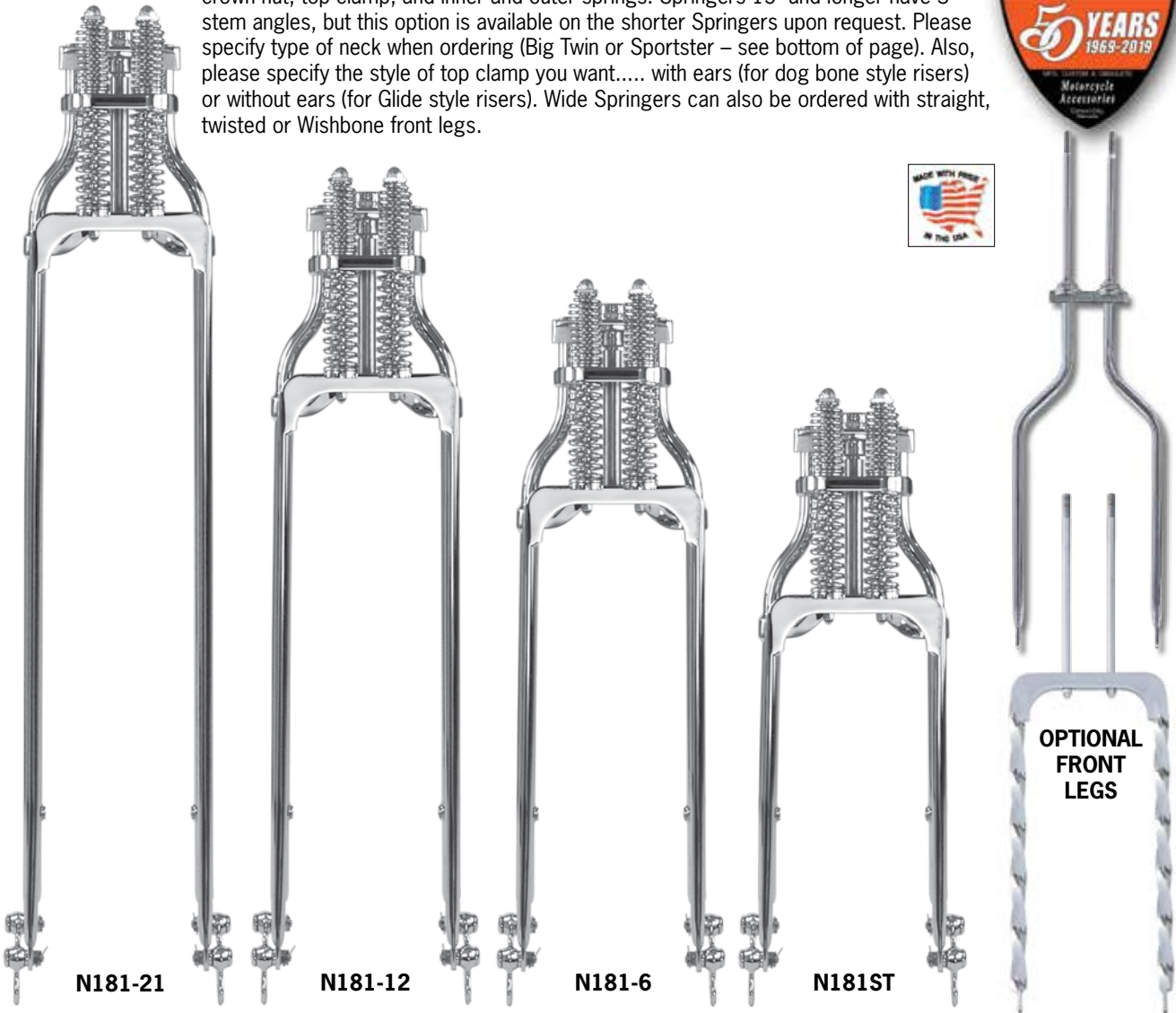
TWISTED FRONT LEG DESIGN
COURTESY OF MONDO
AT DENVERS CHOPPERS



WIDE SPRINGERS WITH TAPERED OVAL REAR LEGS

WIDE SPRINGER FRONT ENDS WITH TAPERED OVAL REAR LEGS

These Springer fork assemblies come assembled and include the fork stem, top nut, crown nut, top clamp, and inner and outer springs. Springers 15" and longer have 3° stem angles, but this option is available on the shorter Springers upon request. Please specify type of neck when ordering (Big Twin or Sportster – see bottom of page). Also, please specify the style of top clamp you want..... with ears (for dog bone style risers) or without ears (for Glide style risers). Wide Springers can also be ordered with straight, twisted or Wishbone front legs.



SPECIAL NOTES:
 1) WILL NOT WORK ON TOURING MODELS
 2) USE SPECIAL AXLES ON PAGES 118-120
 3) ALL WIDE SPRINGERS CAN BE ORDERED WITH MOUNTS FOR A FLOATING FRONT FENDER KIT (SEE CATALOG PAGE 28)
 4) ALL SPRINGERS CAN BE BLACK POWDERCOATED AT ADDITIONAL COST
 5) ALL SPRINGERS CAN BE ORDERED WITH TWISTED OR WISHBONE FRONT LEGS INSTEAD OF STRAIGHT FRONT LEGS AT ADDITIONAL COST

- N181-2U** 2" Under stock (total length – 25")
- N181ST** Stock length (total length – 27")
- N181-3** 3" Over stock (total length – 30")
- N181-6** 6" Over stock (total length – 33")
- N181-9** 9" Over stock (total length – 36")
- N181-12** 12" Over stock (total length – 39")
- N181-15** 15" Over stock (total length – 42")
- N181-18** 18" Over stock (total length – 45")
- N181-21** 21" Over stock (total length – 48")
- N181-24** 24" Over stock (total length – 51")

**REPLACEMENT SPRINGS
 CAN BE FOUND ON PAGE 44**

**TWISTED FRONT LEG DESIGN
 COURTESY OF MONDO
 AT DENVERS CHOPPERS**



ORDERING INFORMATION:

- 1) 1981 and earlier Sportster front end has a 7/8" neck stem. 1982 and later Sportster front end has a 1" neck stem.
- 2) Rockers are available for 5/8" or 3/4"-diameter axles.
- 3) Stock Harley axles will not fit Paughco Springers.
- 4) Minimum inside width is approximately 7 3/4"
- 5) Distance between rockers where axle goes is approximately 10".
- 6) N181ST and N181-3 Springers can be specially-ordered to accept Paughco 16" front fenders (see page 174 for fenders).


- TRIKE KITS
- SPRINGERS & FORKS
- HANDLEBARS & RISERS
- LIGHTING
- FRAMES & ACCESSORIES
- WHEELS & BRAKES
- GAS & OIL TANKS
- SHEET METAL
- ENGINE & ELECTRICAL
- PRIMARY & DRIVETRAIN
- FOOT CONTROLS
- TRANSMISSION
- EXHAUST
- TOOLS & GENERAL

WIDE SHOCK SPRINGERS WITH TAPERED OVAL REAR LEGS



WIDE SHOCK SPRINGERS WITH TAPERED OVAL REAR LEGS

These Springer fork assemblies come assembled and include the fork stem, top nut, crown nut, top clamp, outer springs, and the shock absorber. Springers 15" and longer have 3° stem angles, but this option is available on the shorter Springers upon request. Please specify type of neck when ordering (Big Twin or Sportster – see bottom of page). Also, please specify style of top clamp, with ears (for dog bone risers) or without ears (for Glide style risers). Wide Springers can also be ordered with straight, twisted or Wishbone front legs.



NS181-2U	2" Under stock length (total length – 25")
NS181ST	Stock length (total length – 27")
NS181-3	3" Over stock length (total length – 30")
NS181-6	6" Over stock length (total length – 33")
NS181-9	9" Over stock length (total length – 36")
NS181-12	12" Over stock length (total length – 39")
NS181-15	15" Over stock length (total length – 42")
NS181-18	18" Over stock length (total length – 45")
NS181-21	21" Over stock length (total length – 48")
NS181-24	24" Over stock length (total length – 51")

Ordering Information:

- 1) 1981 and earlier Sportster front end has a 7/8" neck stem. 1982 and later has a 1" neck stem.
- 2) Rockers are available for 5/8" or 3/4"-diameter axles.
- 3) Stock Harley axles will not fit Paughco Springers.
- 4) Minimum inside width is approximately 7³/₄"
- 5) Distance between rockers where axle goes is approx. 10".
- 6) Upon special request, Springers NS181ST and NS181-3 can be designed to accept Paughco 16" front fenders (see page 174 for fenders).

SPECIAL NOTES:

- 1) WILL NOT WORK ON TOURING MODELS
- 2) USE SPECIAL AXLES ON PAGES 118-120
- 3) ALL WIDE SPRINGERS CAN BE SPECIALLY ORDERED WITH MOUNTS FOR A FLOATING FRONT FENDER KIT (SEE PAGE 28)
- 4) ALL WIDE SPRINGERS CAN BE BLACK POWDER-COATED AT ADDITIONAL COST
- 5) ALL WIDE SPRINGERS CAN BE ORDERED WITH TWISTED OR WISHBONE FRONT LEGS INSTEAD OF STRAIGHT FRONT LEGS AT ADDITIONAL COST


REPLACEMENT SPRINGS AND SHOCK
CAN BE FOUND ON PAGE 44



TWISTED FRONT LEG DESIGN
COURTESY OF MONDO
AT DENVERS CHOPPERS



SPRINGERS WITH HALF ROUND REAR LEGS



SPECIAL NOTES:

- 1) WILL NOT WORK ON TOURING MODELS
- 2) USE SPECIAL AXLES ON PAGES 118-120
- 3) WIDE SPRINGERS CAN BE SPECIALLY ORDERED WITH MOUNTS FOR A FLOATING FRONT FENDER KIT (SEE PAGE 28)
- 4) ALL SPRINGERS CAN BE BLACK POWDER-COATED AT ADDITIONAL COST
- 5) ALL SPRINGERS CAN BE ORDERED WITH TWISTED OR WISHBONE FRONT LEGS INSTEAD OF STRAIGHT FRONT LEGS AT ADDITIONAL COST

NARROW SPRINGER FRONT ENDS

These Springer fork assemblies come assembled and include the fork stem, top nut, crown nut, top clamp, and inner and outer springs. Use with narrow 19" or 21" wheels ONLY. Please specify type of neck when ordering (Big Twin or Sportster – see bottom of page). Also, please specify style of top clamp..... with ears (for dog bone style risers) or without ears (for Glide style risers).

180-2U 2" Under stock (total length – 25")

180ST Stock length (total length – 27")

180-3 3" Over stock (total length – 30") shown

180-6 6" Over stock (total length – 33")

180-9 9" Over stock (total length – 36")

180-12 12" Over stock (total length – 39")

Distance between rockers where axle goes is approximately 7¼". Minimum inside width is approximately 5".

REPLACEMENT SPRINGS

162 Top springs (sold in pairs)

163 Bottom springs (sold in pairs)

163C2 Bottom inner springs (sold in pairs)

163C4 Top inner springs (sold in pairs)

ORDERING INFORMATION:

- 1) 1981 and earlier Sportster front end has a 7/8" neck stem. 1982 and later has a 1" neck stem.
- 2) Rockers are available for 5/8" or 3/4"-diameter axles.
- 3) Stock Harley axles will not fit Paughco Springers.

WIDE SPRINGER FRONT ENDS

These Springer fork assemblies come assembled and include the fork stem, top nut, crown nut, top clamp, and inner and outer springs. Please specify type of neck when ordering (Big Twin or Sportster – see bottom of page). Also, please specify style of top clamp you want..... with ears (for dog bone style risers) or without ears (for Glide style risers).

181-2U 2" Under stock (total length – 25")

181ST Stock length (total length – 27")

181-3 3" Over stock (total length – 30") shown

181-6 6" Over stock (total length – 33")

181-9 9" Over stock (total length – 36")

181-12 12" Over stock (total length – 39")

Outside width is 9½".

Distance between inside rockers where axle goes is 9⁷/₁₆".

Distance between front legs is 8⁵/₁₆".

Distance between rear legs is 8¹/₁₆".

REPLACEMENT SPRINGS

162 Top springs (sold in pairs)

163 Bottom springs (sold in pairs)

163C2 Bottom inner springs (sold in pairs)

163C4 Top inner springs (sold in pairs)

ORDERING INFORMATION:

- 1) 1981 and earlier Sportster front end has a 7/8" neck stem. 1982 and later has a 1" neck stem.
- 2) Rockers are available for 5/8" or 3/4"-diameter axles.
- 3) Stock Harley axles will not fit Paughco Springers.
- 4) Upon special request, Springers 181ST and 181-3 can be designed to accept Paughco 16" front fenders (see page 174 for fenders).

TRIKE
KITS

SPRINGERS
& FORKS

HANDLEBARS
& RISERS

LIGHTING

FRAMES &
ACCESSORIES

WHEELS
& BRAKES

GAS & OIL
TANKS

SHEET
METAL

ENGINE &
ELECTRICAL

PRIMARY &
DRIVETRAIN

FOOT
CONTROLS

TRANSMISSION

EXHAUST

TOOLS &
GENERAL

WIDE SHOCK SPRINGERS WITH HALF ROUND REAR LEGS



SPECIAL NOTES:

- 1) WILL NOT WORK ON TOURING MODELS
- 2) USE SPECIAL AXLES ON PAGES 118-120
- 3) ALL WIDE SPRINGERS CAN BE SPECIALLY ORDERED WITH MOUNTS FOR A FLOATING FRONT FENDER KIT (SEE PAGE 28)
- 4) SPRINGERS CAN BE BLACK POWDERCOATED OR ORDERED WITH TWISTED OR WISHBONE FRONT LEGS INSTEAD OF STRAIGHT LEGS AT ADDITIONAL COST

WIDE SPRINGER FRONT ENDS WITH SHOCKS

These Springer fork assemblies come assembled and include the fork stem, top nut, crown nut, top clamp, top and bottom springs, and the shock absorber. Please specify type of neck when ordering (Big Twin or Sportster – see below). Also, please specify the style of top clamp you want..... with ears (for dog bone style risers) or without ears (for Glide style risers). Wide Springers can also be ordered with straight, twisted or Wishbone front legs.

S181-2U 2" Under stock (total length – 25")

S181ST Stock length (total length – 27") shown

S181-3 3" Over stock (total length – 30")

S181-6 6" Over stock (total length – 33")

S181-9 9" Over stock (total length – 36")

S181-12 12" Over stock (total length – 39")

Outside width is 9½".

Distance between inside rockers where axle goes is 9⁷/₁₆".

Distance between front legs is 8⁵/₁₆".

Distance between rear legs is 8¹/₁₆".

REPLACEMENT PARTS


162-1 Top springs (sold in pairs)

163-1 Bottom springs (sold in pairs)

175 Chrome shock absorber with bushings and hardware (sold each)

ORDERING INFORMATION:

- 1) 1981 and earlier Sportster front end has a 7/8" neck stem. 1982 and later has a 1" neck stem.
- 2) Rockers are available for 5/8" or 3/4"-diameter axles.
- 3) Stock Harley axles will not fit Paughco Springers.
- 4) Upon special request, Springers S181ST and S181-3 can be designed to accept Paughco 16" front fenders (see page 174 for fenders).



NARROW GLIDE TRIPLE TREES

TRIKE
KITS

SPRINGERS
& FORKS

HANDLEBARS
& RISERS

LIGHTING

FRAMES &
ACCESSORIES

WHEELS
& BRAKES

GAS & OIL
TANKS

SHEET
METAL

ENGINE &
ELECTRICAL

PRIMARY &
DRIVETRAIN

FOOT
CONTROLS

TRANSMISSION

EXHAUST

TOOLS &
GENERAL

BILLET ALUMINUM 39MM TRIPLE TREES FOR SPORTSTER AND DYNA MODELS

Machined entirely in the Paughco plant, before being chrome-plated or given a beautiful coating of black satin or gloss black powdercoat. Available with conventional external fork stops, or set-up to use internal fork stops for a clean look.



INTERNAL STOP TREES FOR BOTTOM MOUNT HEADLIGHTS

Disc and pins are included with each set.

- 02-221** Chrome with 3° Rake
- 02-221GB** Gloss black with 3° Rake
- 02-221SB** Satin black with 3° Rake



359E

INTERNAL STOP TRIPLE TREES WITH HEADLIGHT MOUNT

These trees have tapped holes on the top clamp that will accept an OEM 'eyebrow.' Disc and pins are included with each set.

- 02-233** Chrome with 3° Rake
- 02-233GB** Gloss black with 3° Rake
- 02-233SB** Satin black with 3° Rake

SPECIAL NOTES:

1) THESE TRIPLE TREES COME STANDARD WITH A 1"-DIAMETER NECK STEM, BUT MAY BE SPECIALLY ORDERED WITH A 7/8"-DIAMETER NECK STEM. ASK YOUR SALES REP FOR MORE INFORMATION.

EXTERNAL STOP TREES FOR BOTTOM MOUNT HEADLIGHTS

- 02-226** Chrome with 3° Rake
- 02-226GB** Gloss black with 3° Rake
- 02-226SB** Satin black with 3° Rake
- 02-227** Chrome with 5° Rake
- 02-227GB** Gloss black with 5° Rake
- 02-227SB** Satin black with 5° Rake

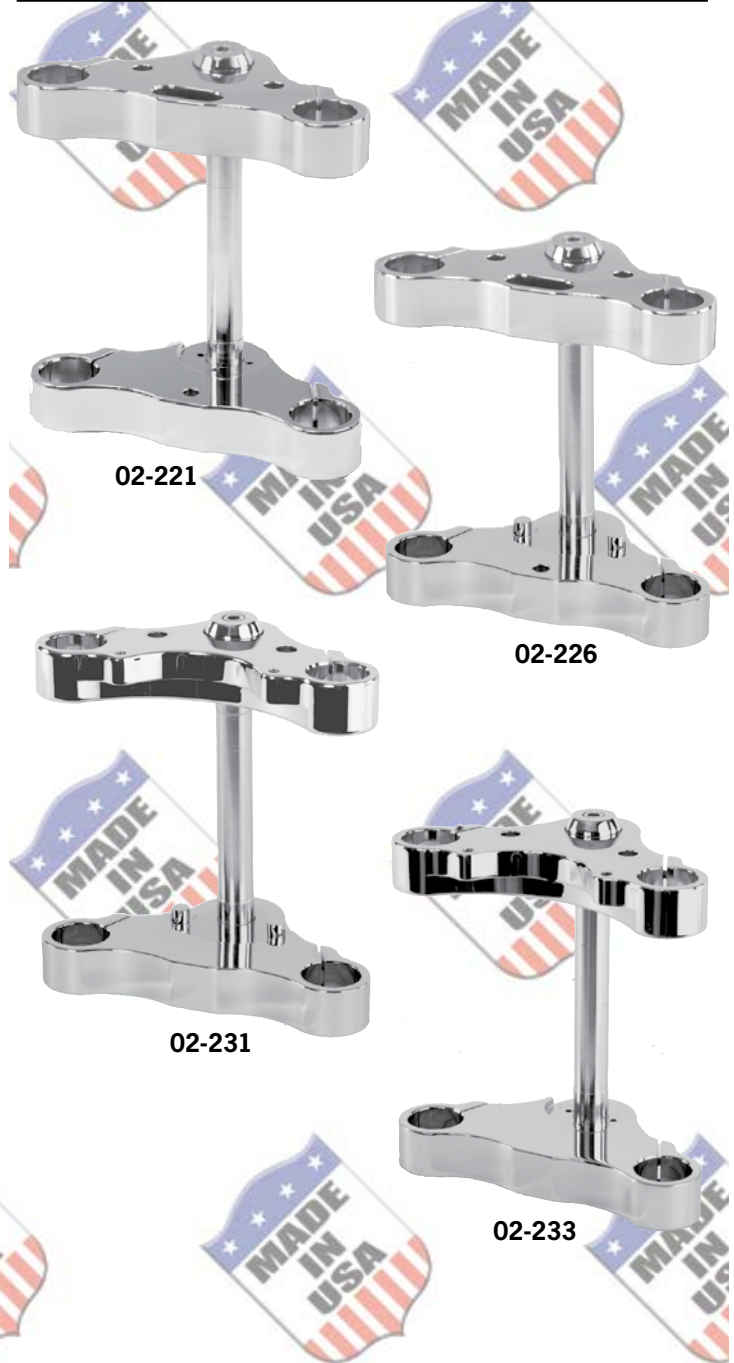
EXTERNAL STOP TRIPLE TREES WITH HEADLIGHT MOUNT

These trees have tapped holes on the top clamp that will accept an OEM 'eyebrow.'

- 02-231** Chrome with 3° Rake
- 02-231GB** Gloss black with 3° Rake
- 02-231SB** Satin black with 3° Rake
- 02-234** Chrome with 5° Rake
- 02-234GB** Gloss black with 5° Rake
- 02-234SB** Satin black with 5° Rake

TOOLS AND HARDWARE

- 02-170** Tool to remove four-hole neck sleeve on Narrow Glide trees (not shown)
- 359E** Chrome sockethead riser mounting bolts for Narrow Glide trees (1/2"-20 x 1 3/4") sold in pairs



02-221

02-226

02-231

02-233



INTERNAL STOP TRIPLE TREES FOR WIDE GLIDES



SPECIAL NOTES:

1) WILL NOT WORK ON HERITAGE SOFTAIL,
FAT BOY OR DEUCE MODELS

CHROME-PLATED BILLET ALUMINUM TRIPLE TREES WITH INTERNAL FORK STOPS FOR 41MM WIDE GLIDE FORKS

Made entirely on state-of-the-art CNC mills in the Paughco plant, before being given a beautiful coating of chrome. They feature internal fork stops for a clean look, and each set comes complete with a 1" neck stem and the disc and pins.

02-321 3° Rake

02-322 6° Rake

TOOLS AND HARDWARE

02-170 Tool to remove four-hole neck sleeve on Wide Glide trees (not shown)

359D Chrome sockethead riser mounting bolts for Wide Glide trees (1/2"-20 x 1 1/2") sold in pairs



02-321



359D



02-322



EXTERNAL STOP TRIPLE TREES FOR WIDE GLIDES

CHROME-PLATED BILLET ALUMINUM TRIPLE TREES WITH EXTERNAL FORK STOPS FOR 41MM WIDE GLIDE FORKS

Made entirely on state-of-the-art CNC mills in the Paughco plant, before being slathered with chrome. Each set features conventional external fork stops, and comes complete with a 1" neck stem.

02-326 3° Rake

02-327 6° Rake

TOOLS AND HARDWARE

02-170 Tool to remove four-hole neck sleeve on Wide Glide trees (not shown)

359D Chrome sockethead riser mounting bolts for Wide Glide trees (1/2"-20 x 1 1/2") sold in pairs

SPECIAL NOTES:

1) WILL NOT WORK ON HERITAGE SOFTAIL, FAT BOY OR DEUCE MODELS



02-326



02-327



TRIKE
KITS

SPRINGERS
& FORKS

HANDLEBARS
& RISERS

LIGHTING

FRAMES &
ACCESSORIES

WHEELS
& BRAKES

GAS & OIL
TANKS

SHEET
METAL

ENGINE &
ELECTRICAL

PRIMARY &
DRIVETRAIN

FOOT
CONTROLS

TRANSMISSION

EXHAUST

TOOLS &
GENERAL

FORK CUPS & KITS



FORK CUP KITS AND INTERNAL FORK STOP KITS FOR BIG TWINS AND SPORTSTERS

All of the kits include the fork cups, bearing races, bearings and dust shields.

FOR BIG TWINS

- 142** Stock replacement fork cups with bearing races ONLY
- 142-1** Stock replacement fork cup kit
- 142-1FS** Stock replacement fork cup kit with hidden internal fork stops for frames without molded-in neck cups
- 142FS** Replacement disc and pins for Paughco #142-1FS

FOR SPORTSTERS

- 142-1SP** Stock replacement fork cups with Timken bearing races ONLY (OEM 48310-78)
- 142SP** Timken bearing fork cup kit for 1978–1981 models (can also be installed on 1954–1977 models with minor modifications.... see note)
- 142-2FS** Timken bearing fork cup kit with hidden internal fork stops for frames without molded-in neck cups
- 142FS** Replacement disc and pins for Paughco #142-2FS




SPECIAL NOTE FOR PAUGHCO #142SP:

REQUIRES 3-4 THOUSANDS OF PRESS-FIT. ON ALL EARLY SPORTSTER AND 45" MODELS, THE FORK NECK BALL BEARING SET HAS A LOWER BEARING GUARD THAT NEEDS TO BE REMOVED. IT CAN BE GROUND OFF OR CUT OFF. THE NECK STEM MEASURES 7/8" O.D. AT THE TOP, BUT THE O.D. IS 15/16" AT THE BOTTOM, SO IT NEEDS TO BE EITHER GROUND DOWN TO ACCEPT A 7/8" I.D. TIMKEN BEARING, OR SHIMMED INSIDE THE WALL OF THE BEARING TO ACCEPT A 1" I.D. TIMKEN BEARING.



FORK STEM COMPONENTS



FORK STEM BEARINGS, COVERS AND CAP NUTS FOR BIG TWINS AND SPORTSTERS

A nice selection of these critical components for use in new installations or as replacement parts.

FOR BIG TWINS

- 142K** Complete fork cup kit for Paughco 5-speed rubbermount frames (includes Paughco #'s 142B Timken bearings, 142C dust shields and 142R races)
- 142A** Chrome dust shield set for Glide and Springer front ends (OEM 48361-80)
- 142B** Timken bearings (sold in pairs)
- 142C** Dust shield set for one-piece neck
- 142R** Races ONLY for FXR and Big Twin fork cups (sold in pairs)
- 142FS** Disc and pins for Paughco #142-1FS
- 158** Cap-style top nut for stock 45" Springers (sold each)
- 159** Cap-style top nut for 1"-diameter necks (sold each)

FOR SPORTSTERS

- 142SPA** Crown nut for Springer front ends when used with Paughco #142-3SP (2½"-long x 1½"-diameter x 7/8" ID) sold each
- 142SPB** Crown nut for stock Glide front ends when installing a Paughco Sportster fork cup kit (17/16"-tall) sold each
- 142R** Races ONLY for Sportster fork cups (sold in pairs)
- 142FS** Disc and pins for Paughco #142-2FS
- 142-2SP** Fork cup dust shield set
- 142-3SP** Timken bearings (sold in pairs)
- 158** Cap-style top nut for 7/8"-diameter necks (sold each)

TRIKE
KITS

SPRINGERS
& FORKS

HANDLEBARS
& RISERS

LIGHTING

FRAMES &
ACCESSORIES

WHEELS
& BRAKES

GAS & OIL
TANKS

SHEET
METAL

ENGINE &
ELECTRICAL

PRIMARY &
DRIVETRAIN

FOOT
CONTROLS

TRANSMISSION

EXHAUST

TOOLS &
GENERAL

FORK STEMS & COMPONENTS



FORK STEMS, CLAMPS AND CAP NUTS FOR BIG TWINS AND SPORTSTERS

A nice selection of these critical components for use in new installations or as replacement parts. Sold each.

REPLACEMENT TOP CLAMPS

The distance between the riser stud holes on the top clamps is 4¾".

- 161** 0° in-line top clamp for all Paughco Springers (except N181SD and NS181SD series Springers) that measure less than 15" over stock length
- 161WT** Same as Paughco #161 top clamp but with built-in mounting holes to permit the installation of Paughco T-bars or Paughco risers that require 1/2"-20 mounting bolts (holes are on standard 3½" centers)
- N161A** 3° in-line top clamp for all Paughco Springers (except N181SD and NS181SD series Springers) that measure 15" over stock length or greater
- N161SD** Offset top clamp for N181SD and NS181SD series Springers
- 160** 0° Dog Bone in-line top clamp for all Paughco Springers (except N181SD and NS181SD series Springers) that measure less than 15" over stock length
- N160A** 3° Dog Bone in-line top clamp for all Paughco Springers (except N181SD and NS181SD series Springers) that measure 15" over stock length or greater
- 160A** 0° Dog Bone offset top clamp for early stock Harley-Davidson Springers ONLY
- 160K** Kit for covering riser stud holes when using Dog Bone risers

NECK STEMS

- 170B** For Big Twins with ball bearing necks (10¼"-long x 1"-diameter)
- 170T** For Big Twins with Timken bearing necks (10¼"-long x 1"-diameter)
- 171B** For Sportster and 45" models with ball bearing necks (10¾"-long x 7/8"-diameter)
- 171T** For Sportster and 45" models with Timken bearing necks (10¾"-long x 7/8"-diameter)

CAP NUTS AND CROWN NUTS

- 159** Cap-style top nut for Springers and Wide Glides with 1"-diameter necks
- 158** Cap-style top nut for Sportsters and stock 45" Springers with 7/8" diameter necks
- 170** 74" OEM-style top nut for Springers
- 171** Sportster top nut for Springers
- 170A** 74" OEM-style crown nut for Springers
- 170ASD** Replacement crown nut for Paughco Springers for Sportsters and Dyna Glides (similar in appearance to Paughco #170A)
- 171A** Sportster crown nut for Springers with 7/8"-diameter ball bearing neck stems (2¾"-long x 1½"-diameter)
- 142SPA** Sportster crown nut for Paughco Springer fork cup kit with 7/8"-diameter Timken neck stem (2½"-long x 1½"-diameter)



HYDRAULIC FORK REPLACEMENT PARTS



157



157A




155



156



20



163B



FORK TUBE PLUGS, CAPS AND SPRINGS FOR BIG TWINS AND SPORTSTERS

The fork springs and the chrome-plated fork tube caps and plugs are sold in pairs.

- 157** Non-vented upper fork tube plugs for 1950–1976 adjustable Wide Glide forks (OEM 45777-50)
- 157A** Non-vented upper fork tube plugs for 1949–early 1977 Wide Glide forks (OEM 45776-49)
- 155** Non-vented slider tube caps for 1949–early 1977 Wide Glide forks (OEM 45754-60)
- 156** Non-vented slider tube caps for Sportsters and early Super Glides (OEM 45756-59)
- 20** Lower damper tube bushings for 1949–early 1977 Wide Glide forks (OEM 46121-48)
- 163B** Straight-wound fork springs for 1949–early 1977 Wide Glide forks (OEM 46051-49A)



SPRINGER REPLACEMENT PARTS



REPLACEMENT PARTS FOR PAUGHCO AND HD SPRINGERS

A selection of springs and covers for most Paughco and stock HD Springer forks. Sold in pairs unless noted otherwise.

- 162** Top springs for stock HD Big Twin and 45" Springers (5⁵/₈" long x 1¹/₂"-diameter)
- 162-1** Top springs for shock-style Springers (5"-long x 1¹/₂"-diameter)
- 163C** Inner springs for stock or custom Springers (3"-long x 1"-diameter)
- 163C4** Top inner springs for narrow and wide Springers (4"-long x 3/4"-diameter)
- 163C2** Bottom inner springs for narrow and wide Springers (6¹/₂"-long x 1¹/₈"-diameter)
- 163** Bottom springs for Paughco and HD Springers (6¹/₄"-long x 1⁷/₈"-diameter)
- 163-1** Bottom springs for shock-style Springers (8¹/₂"-long x 1⁷/₈"-diameter)
- 163A** Bottom springs for pre-1948 HD Springers (6¹/₄"-long x 2"-diameter)
- 175** Replacement shock for shock-style Springers (sold each)
- 168B** Bird-style rocker covers
- 168C** Plain rocker covers
- 162A** Chrome-plated top spring cups
- 162B** Chrome-plated bottom spring cups for HD Springer front ends



162



162-1



163C



163C4



163C2



163



163-1




163A



175



162A



162B



168B



168C



SPRINGER REPLACEMENT PARTS

TRIKE
KITS

SPRINGERS
& FORKS

HANDLEBARS
& RISERS

LIGHTING

FRAMES &
ACCESSORIES

WHEELS
& BRAKES

GAS & OIL
TANKS

SHEET
METAL

ENGINE &
ELECTRICAL

PRIMARY &
DRIVETRAIN

FOOT
CONTROLS

TRANSMISSION

EXHAUST

TOOLS &
GENERAL



166



165



167



169



REPLACEMENT PARTS FOR PAUGHCO AND HD SPRINGERS

A selection of the most commonly replaced parts on most Paughco and stock HD Springer forks. Sold in pairs unless noted otherwise.

- 166** Acorn nuts for all Paughco Springers and early HD Springers with 1/2"-20 thread pitch (OEM 45648-36)
- 165** Spring rod top nuts for early HD Springers (OEM 45647-36)
- 165-1** Spring rod top nuts for Paughco Springers with shocks
- 165-2** Spring locators for all Paughco Springer front legs
- 164** Spring rods for Paughco Springers without shocks (11 3/4"-long overall)
- 164-1** Spring rods for shock-style Springers – 12 3/4"-long overall (not shown)
- 167** Spring rod balls for HD Big Twin and 45" Springers
- 169** Rocker studs for pre-1948 HD Big Twin Springers with 1/2"-20 thread pitch (set of 4)
- 169B** Rocker studs with 1/2"-20 thread pitch for Paughco Springers (set of 4)
- 169C** Rocker studs with 1/2"-20 thread pitch for Paughco wide Springers when using Paughco #'s 135EP and 135EPB front fenders for 1936-1948 Big Twins (set of 4) not shown



164



169B



169C

ROCKERS AND BUSHINGS

Rockers are drop forged and chrome-plated, and come with bushings pre-installed. Sold in pairs.

- 168** With 5/8" axle holes for Paughco or HD 45" Springers
- 168-1** With 3/4" axle holes for use with all 3/4" Paughco axles and axle kits (see axles on pages 118-120)
- 168A** Rocker bushings for use with Paughco #168 and #168-1 rockers ONLY (set of 4)



168A



168-1



168




165-1



165-2

FORK ACCESSORIES



WIND GUARDS

Chrome-plated or black powdercoated, and easy to mount to Glide front ends. Deflects wind away from your legs and feet. A beautiful addition to any Touring model.


14 Chrome-plated for all 1960–1984 FL and FLH models. Will not fit FX models (repl. OEM 58123-77)

FOR 1983-UP TOURING MODELS

Fits 1983-up FLHT, FLHS, FLHR and FLHRC models. Does not fit models equipped with fairing lowers or lighted fork slider kits. Does not fit FLHX Street Glide models or models equipped with Custom Front Bullet Turn Signal Kits (OEM's 69577-06 and 69492-05).

14A Chrome (repl. OEM 58121-85B)

14AB Black powdercoat



HEAVY-DUTY POLYURETHANE HANDLEBAR DAMPER KIT

If it's time to upgrade your handlebars, don't forget to replace the rubber dampers. Polyurethane bushings provide excellent vibration damping while providing superior deflection resistance for much improved steering feel. Includes thick chrome washers and steel sleeves. Fit many models from 1973 to present.

01-155 Sold in sets



HANDLEBARS & RISERS



APEHANGER BARS _____	48-55, 59-61
DRAG BARS _____	57
GEN-X BARS _____	52
HANDLEBAR DAMPERS _____	62
HANDLEBARS _____	48-61
HANDLEBARS & CONTROLS _____	48-49

LED Z-BARS _____	51
MINI-Z DRAG BARS _____	52
RISERS _____	61-63
SPRINGER BARS _____	53-54
T-BARS _____	49-50, 54, 57
WIRING EXTENSION KITS _____	52

HANDLEBARS WITH CONTROLS FOR TOURING MODELS

COMPLETE 1 1/4" APEHANGER HANDLEBAR KITS FOR 1997 THRU 2013 TOURING MODELS

Save yourself time and money with these 1 1/4"-diameter handlebars, hand controls, switches and grips already pre-assembled and ready to install. The handlebars are beautifully chrome-plated or black powdercoated. The chrome kits have chrome switches and housings with chrome ribbed grips, while the black kits have black switches and housings with black rubber 'vintage-style' grips.

- Complete kits are a direct bolt-on for 1997 thru 2013 models (they DO NOT fit models with heated grips or CVO models)
- Features radio and cruise control switches. Note: Models with radio only have the option to use the supplied block-off plugs if desired or leave the extra switches for future use
- Each kit includes a handlebar, 2008-up brake and clutch side hand controls with housings and switches, grip sets for cable-operated throttles and Throttle-By-Wire electronic throttles, early and late-style connector pins with a wiring diagram and 20"-long extension kit for Throttle-By-Wire controls
- Each kit has a clutch starting safety switch installed for 2007-up models that is not used on 1997-2006 motorcycles (refer to the wiring diagram included in the kits)
- Every kit has an 11/16"-bore master cylinder for dual discs
- The 1 1/4"-diameter handlebars are made out of heavy-duty .120"-thick wall tubing swaged down to 1" for the controls, and stepped down to 1" in the center to work with most risers
- **Dresser Apes** have standard switches with radio and cruise buttons for Harley Electra Glide models from 1997 thru 2013 and Street Glide models from 2006 thru 2013 equipped with radio and cruise controls. They fit all models with Electra Glide-style Bat Wing fairing including Trikes
- **Wide Apes** are offered two ways..... with cruise only switches for Road King models from 1997 thru 2013, or with standard switches for Road Glide models from 2006 thru 2013 equipped with radio and cruise controls. They fit all models with frame-mounted fairings




Includes
Wiring
Terminals



183319
17"-Tall
Dresser Ape



183334
17"-Tall
Wide Ape



Notched For
Throttle-By-Wire
Controller

SPECIAL INSTALLATION NOTE: TOURING MODELS FROM 1997 THRU 2007 WILL NEED TO CONVERT THEIR HANDLEBAR TOP CLAMP FROM THE STOCK TWO-PIECE CLAMP TO A ONE-PIECE VERSION AS FITTED TO 2008-UP MODELS. THE ONE-PIECE CLAMP IS AVAILABLE FROM HARLEY-DAVIDSON AS OEM #55918-08, AND WE OFFER A BILLET ALUMINUM YANKEE ENGINEUTY TOP CLAMP AS PAUGHCO #YE-B-27.

CHROME PART #	BLACK PART #	RADIO/CRUISE FOR FLHT & FLHX MODELS WITH BAT WING FAIRING	DISC	BRAKE M/C	CLUTCH TYPE	HEIGHT	CENTER WIDTH	WIDTH	PULL-BACK
183304	183307	11"-tall Dresser Apes	Dual	11/16"	Cable	11"	15 3/4"	37"	10"
183310	183313	14"-tall Dresser Apes	Dual	11/16"	Cable	14"	15 3/4"	37"	10"
183316	183319	17"-tall Dresser Apes	Dual	11/16"	Cable	17"	15 3/4"	37"	10"

CHROME PART #	BLACK PART #	RADIO/CRUISE FOR FLTR ROAD GLIDE MODELS	DISC	BRAKE M/C	CLUTCH TYPE	HEIGHT	CENTER WIDTH	WIDTH	PULL-BACK
183330	183331	11"-tall Wide Apes	Dual	11/16"	Cable	11"	11 1/2"	32 1/2"	8"
183332	183333	14"-tall Wide Apes	Dual	11/16"	Cable	14"	11 1/2"	32 1/2"	8"
183334	183335	17"-tall Wide Apes	Dual	11/16"	Cable	17"	11 1/2"	32 1/2"	8"

CHROME PART #	BLACK PART #	CRUISE ONLY FOR FLHR ROAD KING MODELS	DISC	BRAKE M/C	CLUTCH TYPE	HEIGHT	CENTER WIDTH	WIDTH	PULL-BACK
183340	183341	11"-tall Wide Apes	Dual	11/16"	Cable	11"	11 1/2"	32 1/2"	8"
183342	183343	14"-tall Wide Apes	Dual	11/16"	Cable	14"	11 1/2"	32 1/2"	8"
183344	183345	17"-tall Wide Apes	Dual	11/16"	Cable	17"	11 1/2"	32 1/2"	8"



HANDLEBARS WITH CONTROLS FOR STANDARD MODELS

COMPLETE 1 1/4" HANDLEBAR AND CONTROL KITS FOR BIG TWIN AND SPORTSTER MODELS

- Ready to install as shown with the latest 2008-up styled master cylinder, clutch perch, and levers
- Fully assembled with 60"-long internal wiring
- Available in chrome with chrome switches and black with black switches
- Black bars include black rubber 'vintage-style' grips, and chrome bars have ribbed chrome grips
- Includes 1986–2006 female terminals and 2007-up male terminals
- 1 1/4" swaged smooth bars are made from .120"-wall heavy-duty steel tubing
- The Apehangers fit many Big Twins and Sportsters (except Touring models with cruise and/or radio controls – see facing page) from 1996 thru 2013 (see application chart on page 64 for all the models these bars will fit)
- T-bars fit many 1996-up Sportster and Big Twin (except Touring models – see the application chart on page 64 for more information) top triple clamps with 3 1/2" center-to-center spacing. They feature an exclusive proprietary design with integral .870" O.D. x .675" I.D. hollow lower mounting studs and special polymer mounting bushings, and hardware. This design permits the control wiring to exit below the triple trees for a clean, custom look. Custom gauge mounts will be required.



Black Controls



Includes Wiring Terminals

183336
11"-Tall
Standard Ape

183032
17"-Tall
Standard Ape



Notched For
Throttle-By-Wire
Controller

182020
8"-Tall T-Bar

183026
17"-Tall
Standard Ape

CHROME PART #	BLACK PART #	HANDLEBAR TYPE	DISC	BRAKE M/C	CLUTCH TYPE	HEIGHT	CENTER WIDTH	WIDTH	PULL-BACK
183336	183338	11" Standard Ape	Single	9/16"	Cable	11"	10"	33 1/2"	9"
183337	183339	11" Standard Ape	Dual	11/16"	Cable	11"	10"	33 1/2"	9"
183014	183020	14" Standard Ape	Single	9/16"	Cable	14"	10"	33 1/2"	9"
183015	183021	14" Standard Ape	Dual	11/16"	Cable	14"	10"	33 1/2"	9"
183026	183032	17" Standard Ape	Single	9/16"	Cable	17"	10"	33 1/2"	9"
183027	183033	17" Standard Ape	Dual	11/16"	Cable	17"	10"	33 1/2"	9"
182014	182020	8" T-Bar	Single	9/16"	Cable	8"	9"	30 1/4"	6"
182015	182021	8" T-Bar	Dual	11/16"	Cable	8"	9"	30 1/4"	6"

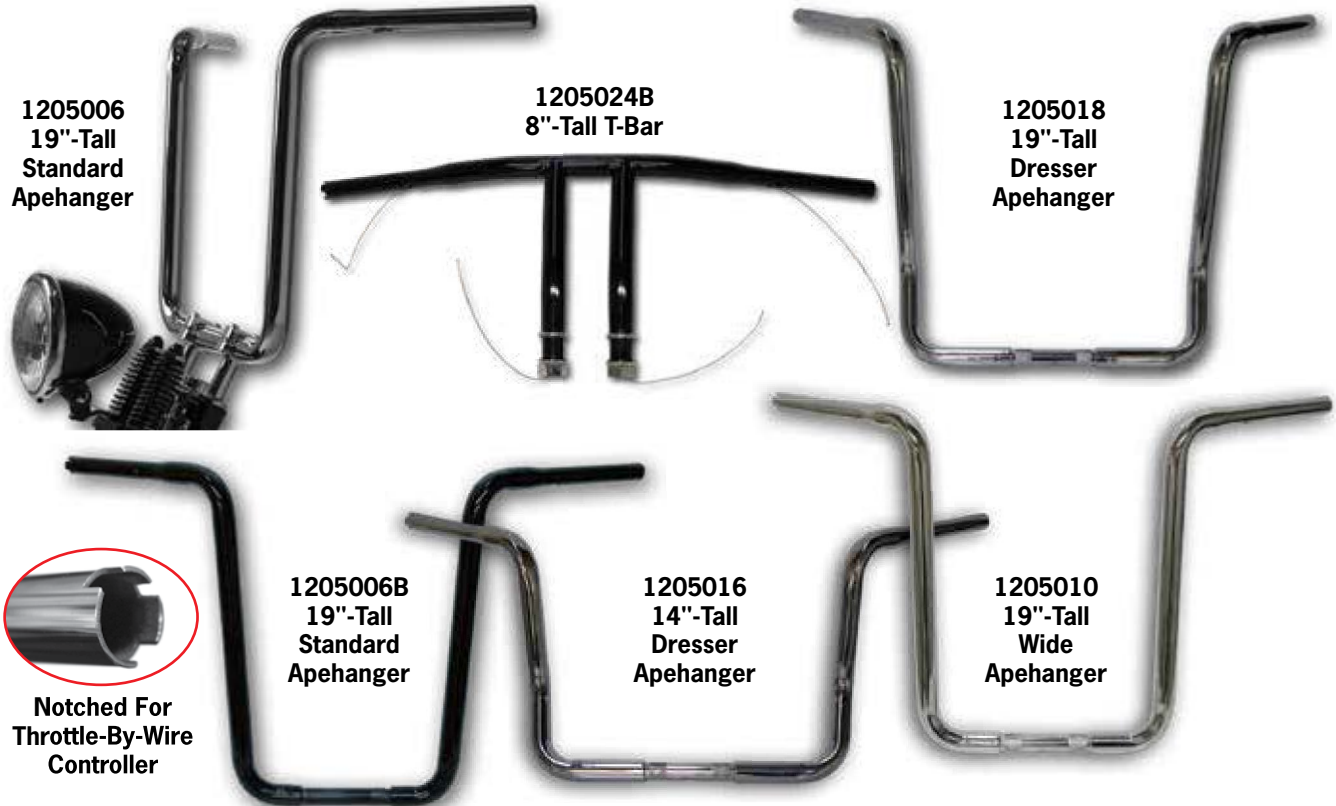
1 1/4" HANDLEBARS



1 1/4" APEHANGERS AND T-BARS

- 1 1/4"-diameter swaged down to 1" for smooth styling
- Machined for 2008-up 'throttle-by-wire' controls
- Available with a chrome or black finish
- Made from heavy duty .120"-wall heavy-duty steel tubing
- Machined slots for internal wire routing
- Include a "pull wire" inside of bar to ease routing of internal wires
- The T-bars are built on 3 1/2" centers and feature an exclusive proprietary design with integral .870" O.D. x .675" I.D. hollow lower mounting studs and special polymer mounting bushings, and hardware. This design permits control wiring to exit below the triple trees for a custom look. Custom gauge mounts will be required.

NOTE: THESE HANDLEBARS WILL FIT MANY Big TWIN AND SPORTSTER MODELS FROM 1982 THRU 2014. PLEASE SEE THE APPLICATION CHART AT THE BOTTOM OF PAGE 64 FOR MORE INFORMATION. INSTALLATION ON PAUGHCO SPRINGERS REQUIRES ADDITIONAL COMPONENTS.



CHROME PART #	BLACK PART #	HANDLEBAR TYPE	HEIGHT	CENTER WIDTH	WIDTH	PULLBACK
1205003	1205003B	11"-tall Standard Apehanger	11"	10"	33 1/2"	9"
1205004	1205004B	14"-tall Standard Apehanger	14"	10"	33 1/2"	9"
1205005	1205005B	17"-tall Standard Apehanger	17"	10"	33 1/2"	9"
1205006	1205006B	19"-tall Standard Apehanger	19"	10"	33 1/2"	9"
1205007	1205007B	11"-tall Wide Apehanger	11"	11 1/2"	32 1/2"	8"
1205008	1205008B	14"-tall Wide Apehanger	14"	11 1/2"	32 1/2"	8"
1205009	1205009B	17"-tall Wide Apehanger	17"	11 1/2"	32 1/2"	8"
1205010	1205010B	19"-tall Wide Apehanger	19"	11 1/2"	32 1/2"	8"
1205015	1205015B	11"-tall Dresser Apehanger	11"	15 3/4"	37"	10"
1205016	1205016B	14"-tall Dresser Apehanger	14"	15 3/4"	37"	10"
1205017	1205017B	17"-tall Dresser Apehanger	17"	15 3/4"	37"	10"
1205018	1205018B	19"-tall Dresser Apehanger	19"	15 3/4"	37"	10"
1205023	1205023B	6"-tall T-Bar	6"	9"	30 1/4"	6"
1205024	1205024B	8"-tall T-Bar	8"	9"	30 1/4"	6"
1205025	1205025B	10"-tall T-Bar	10"	9"	30 1/4"	6"

HANDLEBARS WITH LED LIGHTS



H41Z16B



H42Z12



H41Z5

H41Z8

H41Z12



H42Z8B

H42Z16B

1" CUSTOM 'Z-BARS' WITH LED LIGHTS

- Available in chrome or black with .125"-thick wall tubing
- Slotted for internal wiring
- Super bright 8-bulb LED lights with 40"-long wires pre-installed
- Smoked lenses with amber bulbs
- Designed and made in the USA
- Not for throttle-by-wire applications

ALL 5" & 8" RISE BARS

ALL 12" & 16" RISE BARS

1" CUSTOM Z-BARS WITH LED LIGHTS					
CHROME PART #	BLACK PART #	RISE	PULL-BACK	CENTER WIDTH	OVERALL WIDTH
H41Z5	H41Z5B	5"	4.5"	7.5"	30"
H41Z8	H41Z8B	8"	4.5"	7.5"	31"
H41Z12	H41Z12B	12"	4.5"	7.5"	33"
H41Z16	H41Z16B	16"	4.5"	7.5"	34"

1 1/4" CUSTOM 'Z-BARS' WITH LED LIGHTS

- Available in chrome or black with .125"-thick wall tubing
- Swaged down to 1" for smooth styling
- Slotted for internal wiring
- Super bright 8-bulb LED lights with 40"-long wires pre-installed
- Smoked lenses with amber bulbs
- Designed and made in the USA
- Not for throttle-by-wire applications

ALL 5" & 8" RISE BARS

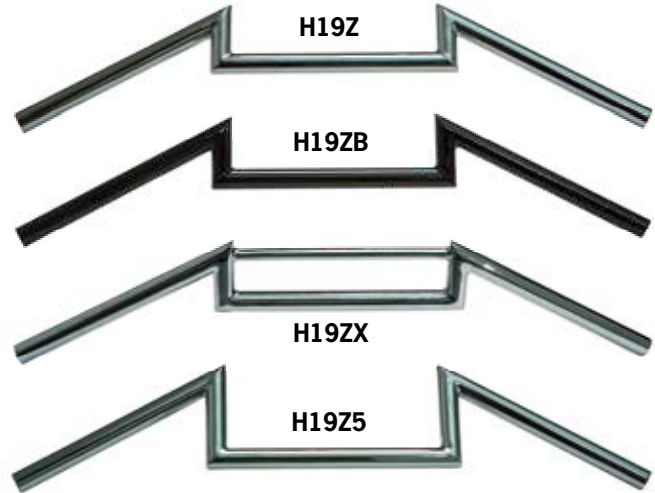
ALL 12" & 16" RISE BARS

1 1/4" CUSTOM Z-BARS WITH LED LIGHTS					
CHROME PART #	BLACK PART #	RISE	PULL-BACK	CENTER WIDTH	OVERALL WIDTH
H42Z5	H42Z5B	5"	4.5"	7.5"	30"
H42Z8	H42Z8B	8"	4.5"	7.5"	31"
H42Z12	H42Z12B	12"	4.5"	7.5"	33"
H42Z16	H42Z16B	16"	4.5"	7.5"	34"

HANDLEBARS & ACCESSORIES



H43X8



H19Z

H19ZB

H19ZX

H19Z5

1"-DIAMETER 'MINI-Z' DRAG BARS


1" bars designed with your choice of a 3½" or a 5" rise, and with a stylish crossbar or without. They're finished in chrome or with black powdercoating, and are the perfect finishing touch to any street custom. These drag bars are dimpled for use with 1982-up handlebar controls.

'MINI-Z' WITHOUT CROSSBAR

CHROME PART #	BLACK PART #	RISE	PULL-BACK	CENTER WIDTH	OVERALL WIDTH
H19Z	H19ZB	3½"	1¾"	10"	30"
H19Z5	H19Z5B	5"	1¾"	10"	30"

'MINI-Z' WITH CROSSBAR

CHROME PART #	BLACK PART #	RISE	PULL-BACK	CENTER WIDTH	OVERALL WIDTH
H19ZX	H19ZXB	3½"	1¾"	10"	30"
H19Z5X	H19Z5XB	5"	1¾"	10"	30"



H43X8

H43X16B

1"-DIAMETER 'GEN-X' HANDLEBARS

- Available in chrome or black with .125"-thick wall tubing
- Slotted for internal wiring
- Distinct new 'X-Shape' design
- Designed and made in the USA by Paughco
- Not for throttle-by-wire applications

NOTE: MAY CROSS LINE OF SIGHT FOR SOME HANDLEBAR MOUNT GAUGES

ALL 8" RISE BARS

ALL 12" & 16" RISE BARS

1" CUSTOM 'GEN-X' HANDLEBARS

CHROME PART #	BLACK PART #	RISE	PULL-BACK	CENTER WIDTH	OVERALL WIDTH
H43X8	H43X8B	8"	5"	7"	34"
H43X12	H43X12B	12"	5"	7"	34"
H43X16	H43X16B	16"	5"	7"	34"



THROTTLE-BY-WIRE EXTENSION KIT

- No more guessing which extended wire kit you will need
- 20"-long with six color coded wires for the right side
- Fits Touring models equipped with Throttle-By-Wire from 2008 thru 2013

BW01-003 Complete kit





SPEEDSTER HANDLEBARS



HOLLYWOOD HANDLEBARS



H35B

H35C

1" HANDLEBARS FOR PAUGHCO SPRINGERS



These 1"-diameter handlebars are styled after those first seen on Knuckleheads, but dimpled for modern handlebar controls. They replace the top tree on all Paughco Springers (except N181SD or NS181SD Springers for 2004-up Dyna Glides and Sportsters) and early Harley-Davidson in-line Springers (pre-1988). They measure 36" from end-to-end, with a 5" rise and a 6" pullback, and the 'Hollywood' handlebars have an integral crossbar, while the 'Speedster' handlebars do not.

- H160-1B** Black 'Speedster' handlebars
- H160-1C** Chrome 'Speedster' handlebars
- H160-2B** Black 'Hollywood' handlebars
- H160-2C** Chrome 'Hollywood' handlebars


1"-DIAMETER 'HOLLYWOOD' HANDLEBARS

Styled after the 'Hollywood' Springer handlebars, but designed for use with conventional risers. These 1"-diameter bars measure 36" from end-to-end, with a 5" rise and a 6" pullback. They are slotted for hidden wiring with 1982-up controls, and are available with chrome-plated or black powdercoated finishes.

- H35B** Black
- H35C** Chrome



Notched For Throttle-By-Wire Controller



Z-BARS

ROUND BARS

1 1/4"-DIAMETER 'APEHANGERS' FOR TOURING MODELS

These bars are made from 1 1/4" tubing and swaged down to 1" for a smooth, clean look not found elsewhere. They're dimpled for all late model controls, and pre-drilled for internal wiring. Versions for bikes equipped with 'Throttle-By-Wire' are also available. The center section is a stock 1"-diameter to fit easily into the stock clamps under the cover. They fit 1997 thru 2014 FLHT and Street Glide models, but require 6"-over stock length cables, brake lines and handlebar wiring. They will not work on models equipped with 1 1/4" handlebars from the factory, and will not accept Harley-Davidson or aftermarket heated grips. They measure 40"-wide, with a 15"-rise and a 10"-pullback.

SEE SPECIAL INSTALLATION NOTE BOTTOM OF PAGE 64

FOR 1997-2014 MODELS WITH CABLE OPERATED THROTTLES

- HW27-1** Chrome Z-Bars
- HW27-1B** Black Z-Bars
- HW27-2** Chrome Round Bars
- HW27-2B** Black Round Bars

FOR 2008-2014 MODELS WITH ELECTRONIC (NO-CABLE) THROTTLES

- HW27-1BW** Chrome Z-Bars
- HW27-1BBW** Black Z-Bars
- HW27-2BW** Chrome Round Bars
- HW27-2BBW** Black Round Bars

HANDLEBARS



H20S



1 1/4" 'HT' HANDLEBARS

Stylish 'H'-shaped T-bars made from 1 1/4"-diameter tubing swaged down to 1". They feature integral .675" diameter hollow mounting studs that permit internal handlebar wiring to be routed down thru the bars and studs, and exit below the triple tree for a clean look. Each bar comes with a set of special polymer handlebar bushings and washers. Bars measure 31 1/2"-wide with a 7" pullback.

CHROME

H20S 8" rise 'HT' handlebars

H20T 11" rise 'HT' handlebars

BLACK

H20SB 8" rise 'HT' handlebars

H20TB 11" rise 'HT' handlebars



"Tall Straight" T-Bars



"Tall Double Straight" T-Bars

1 1/4"-DIAMETER 'BROOMSTICK' T-BARS

Two styles of T-bars that will add a cool new look to your custom ride. Both versions are made from 1 1/4"-diameter heavy duty .120"-thick wall tubing, that has been swaged to down to 1" for smooth styling. They're built on 3 1/2" centers and come pre-drilled for easy internal wiring of all OEM type controls from 1982 to present (except electronic throttle-by-wire models).

"TALL STRAIGHT" 1 1/4" T-BARS

These bars measure 32"-wide and have a 4 1/2" pullback.

CHROME	BLACK	
H40-8	H40-8B	8"-tall
H40-10	H40-10B	10"-tall
H40-12	H40-12B	12"-tall

"TALL DOUBLE STRAIGHT" 1 1/4" T-BARS

These bars measure 30"-wide and have a totally straight drag bar topping off the tall risers.

CHROME	BLACK	
H40S-8	H40S-8B	8"-tall
H40S-10	H40S-10B	10"-tall
H40S-12	H40S-12B	12"-tall



1"-DIAMETER 'BOARDTRACK' SPRINGER BARS

A copy of the factory race bars used on the boardtrack racers of the past. These 1" drop-style bars bolt onto all Paughco Springers (except N181SD or NS181SD Springers for 2004-up Dyna Glides and Sportsters) and early Harley-Davidson in-line Springers (pre-1988). These bars are NOT dimpled or slotted for handlebar control wiring.

H160BTB	Black
H160BTC	Chrome



HANDLEBARS



1205003X



1205004XB



1205005X

1 1/4" APEHANGERS WITH CROSSBAR

These stylish 1 1/4"-diameter 'Apes' feature a solid steel 5/8"-diameter crossbar, and are made from heavy duty .120"-wall steel tubing. The center of the bars are swaged down to 1"-diameter to fit bikes with stock or aftermarket risers (except Springers). They also taper down to 1" in the control areas for 1982-up handlebar controls, and machined slots permit internal wiring. The right-side of the handlebar is notched for the 2008-up throttle-by-wire controller. They measure 33 1/2"-wide, and have a 9" pullback with a 10" center width (the 1" center sections measure 5"-wide). Available with chrome-plated or black powdercoated finishes.

CHROME BLACK

1205003X	1205003XB	11"-tall
1205004X	1205004XB	14"-tall
1205005X	1205005XB	17"-tall



1205027



1205028

1 1/4"-Diameter
In The Riser And
Top Clamp Area

1 1/4" CONSTANT-DIAMETER APEHANGERS

These 'Apes' are made specifically for the H-D models that have come from the factory with stock 1 1/4"-diameter handlebars since 2006. They're made from heavy duty .120"-wall heavy-duty steel tubing, and are swaged down to 1" in the control areas to permit the use of 1982-up handlebar controls. Slots are machined into the bars to permit the use of internal wiring, and the throttle side is notched for the 2008-up throttle-by-wire controller. They measure 33 1/2"-wide with a 9" pullback, and have an 10" center width. Available with chrome-plated or black powdercoated finishes.

CHROME BLACK

1205026	1205026B	11"-tall
1205027	1205027B	14"-tall
1205028	1205028B	17"-tall

1 1/4" CONSTANT-DIAMETER APEHANGERS WILL FIT THE FOLLOWING MODELS THAT WERE EQUIPPED WITH 1 1/4"-DIAMETER RISERS FROM THE FACTORY:

FLSTF Fat Boy from 2007 thru 2014
 FLSTFB Fat Boy Lo from 2011 thru 2014
 FXDF Dyna Fat Bob from 2008 thru 2014
 FXDWG Dyna Wide Glide from 2006 thru 2014
 FXSB Breakout from 2013 thru 2014

THEY MAY ALSO BE FITTED TO MANY OTHER MODELS WHEN THE RISERS AND TOP CLAMPS ON THE MOTORCYCLE ARE CHANGED FROM 1" TO 1 1/4".



I31X


1" APEHANGERS WITH CROSSBAR

These 1"-diameter 'Apes' feature a solid steel 5/8"-diameter crossbar, and are made made of top grade materials with .095" to .105" wall thicknesses. They're dimpled for use with 1982-up handlebar controls. Measuring 13"-tall and 36" from end-to-end, these stylish bars have an 8" center width with a 7" pullback. They cannot be used with Dog Bone-style risers.

I31X Chrome

I31XB Black

HANDLEBARS



SPECIAL NOTES:
 1) HANDLEBARS NEED 8½" MINIMUM WIDTH TO WORK WITH DOG BONE-STYLE RISERS

'W'-STYLE 1" HANDLEBARS

These 1"-diameter handlebars are styled after those first seen on early Choppers, but updated and dimpled for use with 1982-up handlebar controls. They're available with a 4" or an 8" pullback in 4", 6", 8" and 10" rises and two different center widths. Top grade seamless steel tubing is used, and each set is slathered in chrome or given a black powdercoated finish.

ALL 4" & 6" RISE BARS
ALL 8" & 10" RISE BARS

4" PULLBACK 'W' BARS				
CHROME PART #	BLACK PART #	RISE	CENTER WIDTH	OVERALL WIDTH
335-1X9	335-1X9B	4"	7½"	30"
335-1X12	335-1X12B	4"	10"	32½"
336-1X9	336-1X9B	6"	7½"	30"
336-1X12	336-1X12B	6"	10"	32½"
337-1X9	337-1X9B	8"	7½"	30"
337-1X12	337-1X12B	8"	10"	32½"
338-1X9	338-1X9B	10"	7½"	30"
338-1X12	338-1X12B	10"	10"	32½"

8" PULLBACK 'W' BARS				
CHROME PART #	BLACK PART #	RISE	CENTER WIDTH	OVERALL WIDTH
325-1X9	325-1X9B	4"	7½"	24½"
325-1X12	325-1X12B	4"	10"	26½"
326-1X9	326-1X9B	6"	7½"	24½"
326-1X12	326-1X12B	6"	10"	26½"
327-1X9	327-1X9B	8"	7½"	24½"
327-1X12	327-1X12B	8"	10"	26½"
328-1X9	328-1X9B	10"	7½"	24½"
328-1X12	328-1X12B	10"	10"	26½"






I17



H18



I15



H16



H20

161AK



161A



H19

I19



1" T-BARS AND DRAG BARS

1"-diameter handlebars slathered with chrome, and made of top grade materials with .095" to .105" wall thicknesses. They're available undimpled for custom applications, or dimpled for use with 1982-up handlebar controls.

T-BARS WITHOUT DIMPLES

Undimpled for use in custom applications. The built-in risers are set on 3½" centers, and use 1/2"-20 bolts to mount.

H15 9" rise, 10" pullback and 25¼" end-to-end

H16 6" rise, 11" pullback and 27½" end-to-end

H17 9" rise, 6" pullback and 27" end-to-end

H18 9" rise, 5" pullback and 29" end-to-end

H20 11" rise, 12" pullback and 22½" end-to-end (Buckhorn-style)

T-BARS WITH DIMPLES

The built-in risers are set on 3½" centers, and use 1/2"-20 bolts to mount them. They're dimpled for use with 1982-up handlebar controls.

I15 9" rise, 10" pullback and 25¼" end-to-end

I16 6" rise, 11" pullback and 28" end-to-end

I17 9" rise, 9" pullback and 36" end-to-end

I18 9" rise, 5" pullback and 29" end-to-end

I20 11" rise, 12" pullback and 22½" end-to-end (Buckhorn-style)

T-BAR CLAMP FOR PAUGHCO SPRINGERS

Mounts all T-bars with built-in risers on 3½" centers, to all Paughco Springers.

161A Fits Paughco Springers

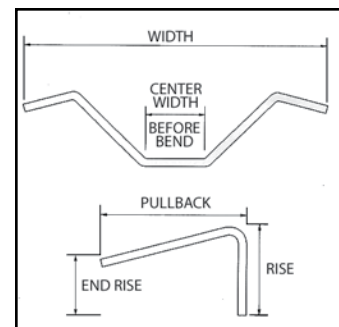
161AK Mounting kit for Paughco #161A

DRAG BARS

These bars have a 4" pullback and measure 29" end-to-end. They're available undimpled for custom applications, or dimpled for use with 1982-up handlebar controls.

H19 Undimpled

I19 Dimpled



HANDLEBARS



1" PULLBACK HANDLEBARS

1"-diameter handlebars slathered with chrome, and made of top grade materials with .095" to .105" wall thicknesses. They're available undimpled for custom applications, or dimpled for use with 1982-up handlebar controls.



H21A



H21B

TOURING PULLBACKS WITHOUT DIMPLES

H21A 10" center width, 10" tall, 9" pullback and 28" end-to-end

H21B 8" center width, 10" tall, 10" pullback and 27" end-to-end

TOURING PULLBACKS WITH DIMPLES

I21A 9" center width, 10" tall, 9½" pullback and 28¾" end-to-end

I21B 8" center width, 10" tall, 10" pullback and 27" end-to-end

LONG PULLBACKS WITHOUT DIMPLES

H22A 7" center width, 10" tall, 15" pullback and 31" end-to-end

H22B 6" center width, 10" tall, 10" pullback and 25" end-to-end

LONG PULLBACKS WITH DIMPLES

I22A 7½" center width, 10" tall, 15" pullback and 32" end-to-end

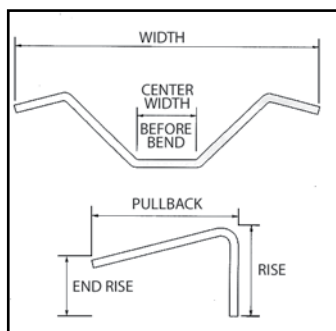
I22B 6" center width, 10" tall, 10" pullback and 25" end-to-end



H22A



H22B



SPECIAL NOTES:

1) HANDLEBARS NEED 8½" MINIMUM WIDTH TO WORK WITH DOG BONE-STYLE RISERS



HANDLEBARS

TRIKE
KITS

SPRINGERS
& FORKS

HANDLEBARS
& RISERS

LIGHTING

FRAMES &
ACCESSORIES

WHEELS
& BRAKES

GAS & OIL
TANKS

SHEET
METAL

ENGINE &
ELECTRICAL


PRIMARY &
DRIVETRAIN

FOOT
CONTROLS

TRANSMISSION

EXHAUST

TOOLS &
GENERAL



1" CUSTOM HANDLEBARS

Four distinctly-styled and beautifully chrome-plated 1"-diameter handlebars, made of top grade materials with .095" to .105" wall thicknesses. They're available undimpled for custom applications, or dimpled for use with 1982-up handlebar controls.

JAMMIN' BARS

Measure 6" center width, 8½" tall, 8" pullback and 35½" end-to-end

H32 Undimpled

I32 Dimpled

WIDE GLIDE BARS

Measure 11½" center width, 6" tall, 10" pullback and 34" end-to-end

H33 Undimpled

I33 Dimpled

FAT BOY BARS

Measure 10" center width, 3½" tall, 8" pullback and 36" end-to-end

H34 Undimpled

I34 Dimpled

6-BEND BAR

Measures 7" center width, 13½" tall, 14" pullback and 26" end-to-end

H27 Undimpled

SPECIAL NOTES:

1) HANDLEBARS NEED 8½" MINIMUM CENTER WIDTH TO WORK WITH DOG BONE-STYLE RISERS

'STRAIGHT APE' HANDLEBARS

All-new straight and parallel rise apehanger handlebars from Paughco. The rise portion of these 1"-diameter handlebars is designed to follow the fork lines on straight up. Made from .095" wall tubing and available undimpled for custom applications or dimpled for use with 1982-up handlebar controls. The 5½" center width works for all stock risers on 3½" centers.



WITHOUT DIMPLES

These handlebars have an 5½" center width, a 5½" pullback, and measure 34" from end-to-end. They will not work with Dog Bone-style risers.

CHROME

HS31 13" tall

HS30 16" tall

HS29 20" tall

WITH DIMPLES

These handlebars have an 5½" center width, a 5½" pullback, and measure 34" from end-to-end. They will not work with Dog Bone-style risers.

CHROME

IS31 13" tall

IS30 16" tall

IS29 20" tall

BLACK

IS31B 13" tall

IS30B 16" tall

IS29B 20" tall

HANDLEBARS



1" APEHANGER HANDLEBARS

These 1"-diameter, 'Apes' come in sizes ranging from 13" to 24" tall. They're made of top grade materials with .095" to .105" wall thicknesses, and are available undimpled for custom applications, or dimpled for use with 1982-up handlebar controls and your choice of chrome-plated or black powdercoated finishes.

CHROME BARS WITHOUT DIMPLES

All of these handlebars have an 8" center width, and a 7" pullback. They cannot be used with Dog Bone-style risers.

- H28** 24" tall and 39" end-to-end
- H29** 20" tall and 37" end-to-end
- H30-1** 18" tall and 36½" end-to-end
- H30** 16" tall and 36" end-to-end
- H31** 13" tall and 36" end-to-end

CHROME BARS WITH DIMPLES (NOT SHOWN)

All of these handlebars have an 8" center width, and a 7" pullback. They cannot be used with Dog Bone-style risers.

- I28** 24" tall and 39" end-to-end
- I29** 20" tall and 37" end-to-end
- I30-1** 18" tall and 36½" end-to-end
- I30** 16" tall and 38" end-to-end
- I31** 13" tall and 36" end-to-end

BLACK BARS WITH DIMPLES (NOT SHOWN)

All of these handlebars have an 8" center width, and a 7" pullback. They cannot be used with Dog Bone-style risers.

- I28B** 24" tall and 39" end-to-end
- I29B** 20" tall and 37" end-to-end
- I30-1B** 18" tall and 36½" end-to-end
- I30B** 16" tall and 38" end-to-end
- I31B** 13" tall and 36" end-to-end



H28



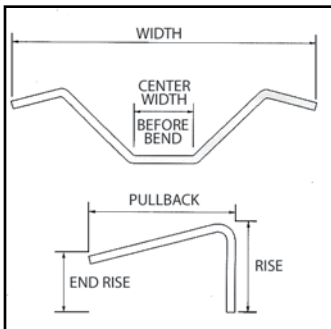
H29



H30



H31



SPECIAL NOTES:

1) HANDLEBARS NEED 8½" MINIMUM WIDTH TO WORK WITH DOG BONE-STYLE RISERS



HANDLEBARS & BRASS RISERS

CAPTAIN AMERICA 1" HANDLEBARS

These 1"-diameter bars are exact duplicates of those fitted to Captain America. They're made of top grade materials with .095" to .105" wall thicknesses, and are available undimpled for custom applications, or dimpled for use with 1982-up handlebar controls. They have a 10" center width, and measure 12¼" tall with an 8" pullback, and 39" end-to-end.

H31CA Undimpled

I31CA Dimpled



CHROME CROSS TUBE FOR RISERS

A part from our famous 'Captain America' bike as seen in 'Easy Rider.' Use this 1"-diameter cross tube with all of our Dog Bone or Offset risers. Sold each.

CTCA 9½"-long with chrome end caps



329C



328B

HANDLEBAR GRIP FERRULES

Decorative tapered or radiused grip 'ferrules' or 'cones' used to trim off the grips on 1" handlebars when internal throttles are used without switch housings. They are available with chrome-plated or brushed brass finishes, and install on the handlebars with silicone. Sold in pairs.

328B Brass radiused

328C Chrome radiused (not shown)

329B Brass tapered (not shown)

329C Chrome tapered



354BR



354-1BR



350ABR



353BR

BRASS RISERS

Made in-house from solid brass, not brass-plated like some others, these parts will last forever. They're made from CNC-machined brass bar stock and feature a polished finish. Sold in pairs.

350ABR 4"-tall Glide-style risers with thru hole

353BR 3"-tall Post-style risers

354BR 5"-tall Post-style risers

354-1BR 5"-tall offset Post-style risers

525-1 Replacement rubbers for #354-1BR offset risers (set of 4)

HANDLEBAR RISERS & HARDWARE



355-1



355



POST-STYLE RISERS

Fit 1" diameter handlebars, and use Paughco #'s 359, 359A or 359B (1/2"-20) bolts and studs to mount. Sold in pairs.

POST-STYLE RISERS

Made from top grade machined steel and triple chrome-plated.

- 353 3" rise
- 354 5" rise
- 355 7" rise

OFFSET POST-STYLE RISERS

2" offset, mounted on rubber for maximum comfort. Made from top grade machined steel and triple chrome-plated.

- 353-1 3" rise
- 354-1 5" rise
- 355-1 7" rise

OFFSET RISERS FOR LATE HD

SPRINGERS

2" offset with extended 5/8"-18 thread for OEM Springer fork on 1988-up FXSTS models. Machined from top grade steel and triple chrome-plated.

- 333 6" rise
- 334 7" rise

MOUNTING HARDWARE

- 359A 1/2"-20 x 2" riser bolts (sold in pairs)
- 359 1/2"-20 x 1 1/2" riser bolts (sold in pairs)
- 359B 1/2"-20 x 1 1/2" riser studs (sold in pairs)
- 525-1 Replacement rubbers for offset risers (set of 4)

SPECIAL NOTES:

1) OFFSET RISERS #333 AND #334 WILL NOT FIT PAUGHCO SPRINGERS WITH 1/2"-20 THREADS.



354-1



359A



354



359



353-1



353



359B




334



333



525-1



HEAVY-DUTY POLYURETHANE HANDLEBAR DAMPER KIT

When changing your handlebars, don't forget to replace the rubber dampers. Polyurethane bushings provide excellent vibration damping while providing superior deflection resistance for much improved steering feel. Includes thick chrome washers and steel sleeves. Fit most 1973-up models.

01-155 Sold in sets



HANDLEBAR RISERS & HARDWARE

TRIKE
KITS

SPRINGERS
& FORKS

HANDLEBARS
& RISERS

LIGHTING

FRAMES &
ACCESSORIES

WHEELS
& BRAKES

GAS & OIL
TANKS

SHEET
METAL

ENGINE &
ELECTRICAL

PRIMARY &
DRIVETRAIN

FOOT
CONTROLS

TRANSMISSION

EXHAUST

TOOLS &
GENERAL



356



357



358



356-1

DOG BONE RISERS

Fit 1"-diameter handlebars. Machined from top grade steel and triple chrome-plated. Sold in pairs.

STRAIGHT RISERS

356 3" rise

357 5" rise

358 7" rise



525-1

OFFSET RISERS


2" offset, mounted on rubber for maximum comfort

356-1 3" rise

357-1 5" rise

358-1 7" rise

525-1 Replacement rubbers for offset risers (set of 4)



357-1



358-1



349



350

- **SOLID STEEL!**
- **TRIPLE CHROME-PLATED!**

RISERS FOR WIDE GLIDE AND PAUGHCO SPRINGER FRONT ENDS

Fit 1" diameter handlebars, and use 1/2"-20 bolts or studs to mount.

349 3" rise

350 4" rise

350A 4" rise with hole down inside center of riser (use Paughco #359C bolts)

351 6" rise

352 8" rise

RISER STUDS AND BOLTS

Sold in pairs.

359 1/2"-20 x 1 1/2" bolts

359A 1/2"-20 x 2" bolts

359B 1/2"-20 x 1 1/2" studs

359C 1/2"-20 x 4" sockethead bolts



350A



351



359C



359A



352



359



359B

PAUGHCO HANDLEBAR APPLICATION CHART

THE PAUGHCO HANDLEBAR AND CONTROL KITS SHOWN ON PAGE 49, FIT THE FOLLOWING MODELS:

GENERAL EXCLUSIONS

These handlebar kits will not work on models equipped with the HDLAN-based electrical systems (CanBus) found on 2011-up Softails 2012-up Dyna and 2014-up XL models. They will not work on models equipped with 1¼" handlebars from the factory, and will not accept Harley-Davidson or aftermarket heated grips. Installation on Paughco Springers requires additional components (call for details).

TOURING MODELS

Handlebar kits fit all 1997–2004 Road King models without radio or cruise control switches. These models will need to convert their handlebar top clamp from the stock two-piece clamp to a one-piece version, as fitted to 2008-up models. The one-piece clamp is available from Harley-Davidson as OEM #55918-08, and we offer a billet Yankee Engineuity top clamp as Paughco #YE-B-27.

SOFTAIL MODELS

Handlebar kits fit all models from 1996 thru 2010 **except** for the following models:

FLSTF Fat Boy from 2007 thru 2010
 FLSTFB Fat Boy Lo in 2010
 FLSTS Heritage Springer from 1997 thru 2003
 FLSTSB Cross Bones from 2008 thru 2010
 FLSTSC Springer Classic from 2005 thru 2007
 FXCW Rocker from 2008 thru 2010
 FXCWC Rocker from 2008 thru 2010
 FXSTD Deuce from 2000 thru 2007
 FXSTS Springer from 1996 thru 2006
 FXSTSB Bad Boy from 1996 thru 1997

DYNA MODELS


Handlebar kits fit all models from 1996 thru 2011 **except** for the following models:

FXDB Street Bob from 2008 thru 2011
 FXDF Fat Bob from 2008 thru 2011
 FXDWG Dyna Wide Glide from 2006 thru 2011

SPORTSTER MODELS

Handlebar kits fit all models from 1996 thru 2013 **except** for the following models:

883C Custom from 2004 thru 2010
 1200C Custom from 2004 thru 2013



THE PAUGHCO HANDLEBARS SHOWN ON PAGE 50, FIT THE FOLLOWING MODELS:

GENERAL EXCLUSIONS

These handlebars will not work on models equipped with 1¼" handlebars from the factory, and will not accept Harley-Davidson or aftermarket heated grips. Installation on Paughco Springers requires additional components (call for details).

STANDARD & WIDE APEHANGERS

These handlebars will fit all 4-speed FL and FX models from 1982 thru 1986, Softail models from 1984 thru 2014 (see exclusions below), Dyna models from 1991 thru 2014 (see exclusions below), 5- or 6-speed Touring models **without** fork-mounted Bat Wing fairings from 1997 thru 2014 (see special installation note below), and Sportster models from 1982 thru 2014 (see exclusions below).

DRESSER APEHANGERS

These handlebars will fit all 5- or 6-speed Touring models and Trikes **with** fork-mounted Bat Wing fairings from 1997 thru 2014 (see special installation note below).

T-BARS

These handlebars will fit all Sportster and Big Twin (except 5- or 6-speed Touring models) top triple clamps with 3½" center-to-center spacing from 1982 thru 2014.

EXCLUSIONS

SOFTAIL MODELS

Standard & Wide Apehangers WILL NOT fit the following models:

FLSTF Fat Boy from 2007 thru 2014
 FLSTFB Fat Boy Lo from 2011 thru 2014
 FLSTS Heritage Springer from 1997 thru 2003
 FLSTSB Cross Bones from 2008 thru 2011
 FLSTSC Springer Classic from 2005 thru 2007
 FXCW Rocker from 2008 thru 2010
 FXCWC Rocker from 2008 thru 2011
 FXS Blackline from 2011 thru 2012
 FXSB Breakout from 2013 thru 2014
 FXSTD Deuce from 2000 thru 2007
 FXSTS Springer from 1996 thru 2006
 FXSTSB Bad Boy from 1996 thru 1997

DYNA MODELS

Standard & Wide Apehangers WILL NOT fit the following models:

FXDB Street Bob from 2008 thru 2012
 FXDF Fat Bob from 2008 thru 2014
 FXDWG Dyna Wide Glide from 2006 thru 2014

SPORTSTER MODELS

Standard & Wide Apehangers WILL NOT fit the following models:

883C Custom from 2004 thru 2010
 1200C Custom from 2004 thru 2014

SPECIAL INSTALLATION NOTE: TOURING MODELS FROM 1997 THRU 2007 WILL NEED TO CONVERT THEIR HANDLEBAR TOP CLAMP FROM THE STOCK TWO-PIECE CLAMP TO A ONE-PIECE VERSION AS FITTED TO 2008-UP MODELS. THE ONE-PIECE CLAMP IS AVAILABLE FROM HARLEY-DAVIDSON AS OEM #55918-08, AND WE OFFER A BILLET YANKEE ENGINEUITY TOP CLAMP AS PAUGHCO #YE-B-27



LIGHTING



BRASS HEADLIGHTS	67
HEADLIGHT ASSEMBLIES	66-67
HEADLIGHT MOUNTS	67-69
LED TAILLIGHTS	68

HEADLIGHT ASSEMBLIES



1304



CHROME & BLACK HEADLIGHT ASSEMBLIES

A nice selection of contemporary and retro headlight assemblies in 5¾" and 7" sizes. Each one includes a 4-volt or 12-volt sealed beam.

7" BULLET-STYLE ASSEMBLIES

Similar to the much sought after early Springer headlight. Includes high beam indicator light. Mounts on bottom with Paughco #526F bracket (not included).

1304 Chrome 12-volt headlight

1305 Chrome 6-volt headlight



1310



5¾" CUSTOM BULLET-STYLE ASSEMBLIES These assemblies have ears for use with the Paughco 527 series of bottom mounts (not included).

1310 Chrome 12-volt headlight

1310B Gloss black 12-volt headlight

1311 Chrome 6-volt headlight

5¾" BOTTOM MOUNT ASSEMBLIES

Includes a high beam indicator light. Mounts on bottom with Paughco #526C bracket (not included).

1300 Chrome 12-volt headlight

1300B Gloss black 12-volt headlight

1301 Chrome 6-volt headlight



1300



REPLACEMENT SEALED BEAMS

1302 12-volt, 5¾" sealed beam

1302H 12-volt, 5¾" halogen sealed beam

1303 6-volt, 5¾" sealed beam

1308 12-volt, 7" sealed beam

1309 6-volt, 7" sealed beam



PAUGHCO SIDE MOUNT CHROME HEADLIGHT ASSEMBLY

This 5¾" chrome headlight features a 12-volt sealed beam, high beam indicator lamp, and "Old School" side mounts for use with a Paughco #526D mounting bracket.

1300SM Sold each



HEADLIGHT ASSEMBLIES



1310F



526L



CHROME BULLET HEADLIGHT ASSEMBLY

Beautiful chrome 5 $\frac{3}{4}$ " bullet headlight with custom frenched trim ring for most bottom-mount applications. Includes a 12-volt sealed beam, but mounts are sold separately. The Paughco #526L mount lets you install the headlight to the bottom bolt of the shock absorber on all Paughco Springers equipped with one.

1310F Headlight assembly ONLY

1302 12-volt, 5 $\frac{3}{4}$ " sealed beam

1302H 12-volt, 5 $\frac{3}{4}$ " halogen sealed beam

526L Chrome lowered headlight mount ONLY



CHROME BILLET TRI-BAR HEADLIGHT ASSEMBLY WITH H4 BULB

- 5 $\frac{3}{4}$ "-diameter
- Frenched-in headlight trim ring
- Classic Tri-Bar look
- Chrome headlight mount included
- Replaceable H4 bulb
- Wiring included

03-150H Complete assembly



1300BRB

1300BRC

PAUGHCO SOLID BRASS 5 $\frac{3}{4}$ " HEADLIGHTS

These new headlights are the latest old school parts from your friends at Paughco. They're deep drawn and formed from solid brass sheet, not cheaply plated like others... so they can be polished as often as you like, or allowed to age and acquire a nice patina. They have high beam indicator light, a 12-volt sealed beam, and include a bottom stud mount.

1300BRB Brass headlight assembly with black ring

1300BRC Brass headlight assembly with chrome ring

TAILLIGHTS & HEADLIGHT MOUNTING BRACKETS



PAUGHCO SHIELD LED TAILLIGHTS

These great-looking chrome LED taillights feature 30 individual super-bright high-intensity bulbs and a CNC billet aluminum outer ring with custom beveled edge. They're available with a curved back for most stock rear fender fitments and a flat back for custom applications. The wires are 30"-long and include protective sheathing for an easy installation.

- 03-155** Curved back
- 03-156** Flat back



CHROME HEADLIGHT MOUNTING BRACKETS

A variety of chrome-plated bottom mounts and brackets for use with our Paughco headlight assemblies on pages 66-68 or other aftermarket headlights.

LOW AND HIGH MOUNT HEADLIGHT BRACKETS

These brackets will permit you to install stacked 5³/₄" headlights on Wide Glide forks. The horizontal arms bolt to the lower triple tree pinch bolts.


- 527** Low mount dual headlight bracket
- 527A** High mount dual headlight bracket
- 527B** High mount dual headlight bracket for Springers

HEADLIGHT MOUNTS WITH 3/8" THRU HOLES


- 527C** For Wide Glide triple trees with 5/8" vertical and 3/4" horizontal offsets
- 527D** For FLST models with tin fork covers
- 527E** Custom post with 7/8" vertical offset
- 527F** Lower and outward extended mount for 1993 thru 1999 FXSTS models

HEADLIGHT MOUNTS WITH 3/8"-16 THREADED HOLES

- 527C-1** For Wide Glide triple trees with 5/8" vertical and 3/4" horizontal offsets
- 527D-1** For FLST models with tin fork covers
- 527E-1** Custom post with 7/8" vertical offset
- 527F-1** Lower and outward extended mount for 1993 thru 1999 FXSTS models



MOUNTS WITH 3/8" THRU HOLES



MOUNTS WITH 3/8"-16 THREADED HOLES



HEADLIGHT MOUNTING BRACKETS

TRIKE
KITS

SPRINGERS
& FORKS

HANDLEBARS
& RISERS

LIGHTING

FRAMES &
ACCESSORIES

WHEELS
& BRAKES

GAS & OIL
TANKS

SHEET
METAL

ENGINE &
ELECTRICAL


PRIMARY &
DRIVETRAIN

FOOT
CONTROLS


TRANSMISSION

EXHAUST


TOOLS &
GENERAL




526



526A



526B



526C



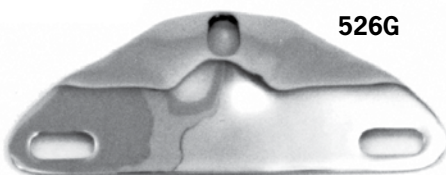
526D




526F



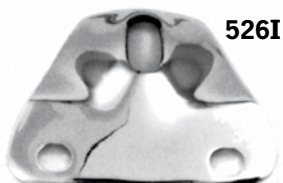
526E



526G




526H



526I



526K



526K-1



CHROME HEADLIGHT MOUNTING BRACKETS FOR WIDE GLIDE AND SPRINGER FORKS

A variety of chrome-plated bottom and side-mount brackets for use with our Paughco headlight assemblies on pages 66-68 or other aftermarket headlights.

- 526** Fits extended Sportsters or FX's
- 526A** Fits Wide Glides and early Sportsters with 2½" center-to-center mounting slots
- 526B** Fits late Sportsters, Super Glides and custom narrow triple trees with 5" center-to-center mounting slots
- 526C** Single bracket for Springer-style front ends with 5¾" headlights
- 526D** One-piece side-mount bracket for 5¾" headlights on 1971-1987 Sportster, FX and FXR (not FXLR or FXRS Sport Editions)
- 526E** Two-piece side-mount bracket for 5¾" headlights
- 526F** Single bracket for Springer-style front ends with 7" headlights
- 526G** Fits late Sportsters, Super Glides and custom narrow triple trees with 7" headlights. Mounting slots are 5" center-to-center
- 526H** Fits late 1977-up Wide Glides with 7" headlights. Slots are 3¾" center-to-center
- 526I** Fits 1949-early 1977 Wide Glides with 7" headlights. Slots are 2½" center-to-center

EARLY-STYLE SPRINGER HEADLAMP MOUNTS

For models without shock absorbers.

- 526J** Chrome (OEM 4966-36C)
- 526J-1** Gloss black (OEM 4966-36)
- 526J-2** Raw steel (not shown)

LATE-STYLE SPRINGER HEADLAMP AND HORN MOUNTS

Fit 45" Twins from 1936-1952 and Big Twin Springers from 1936-1948.

- 526K** Chrome (OEM 67810-36)
- 526K-1** Gloss black (OEM 67810-36)
- 526K-2** Raw steel (not shown)



526J



526J-1



VINTAGE MOTORCYCLE



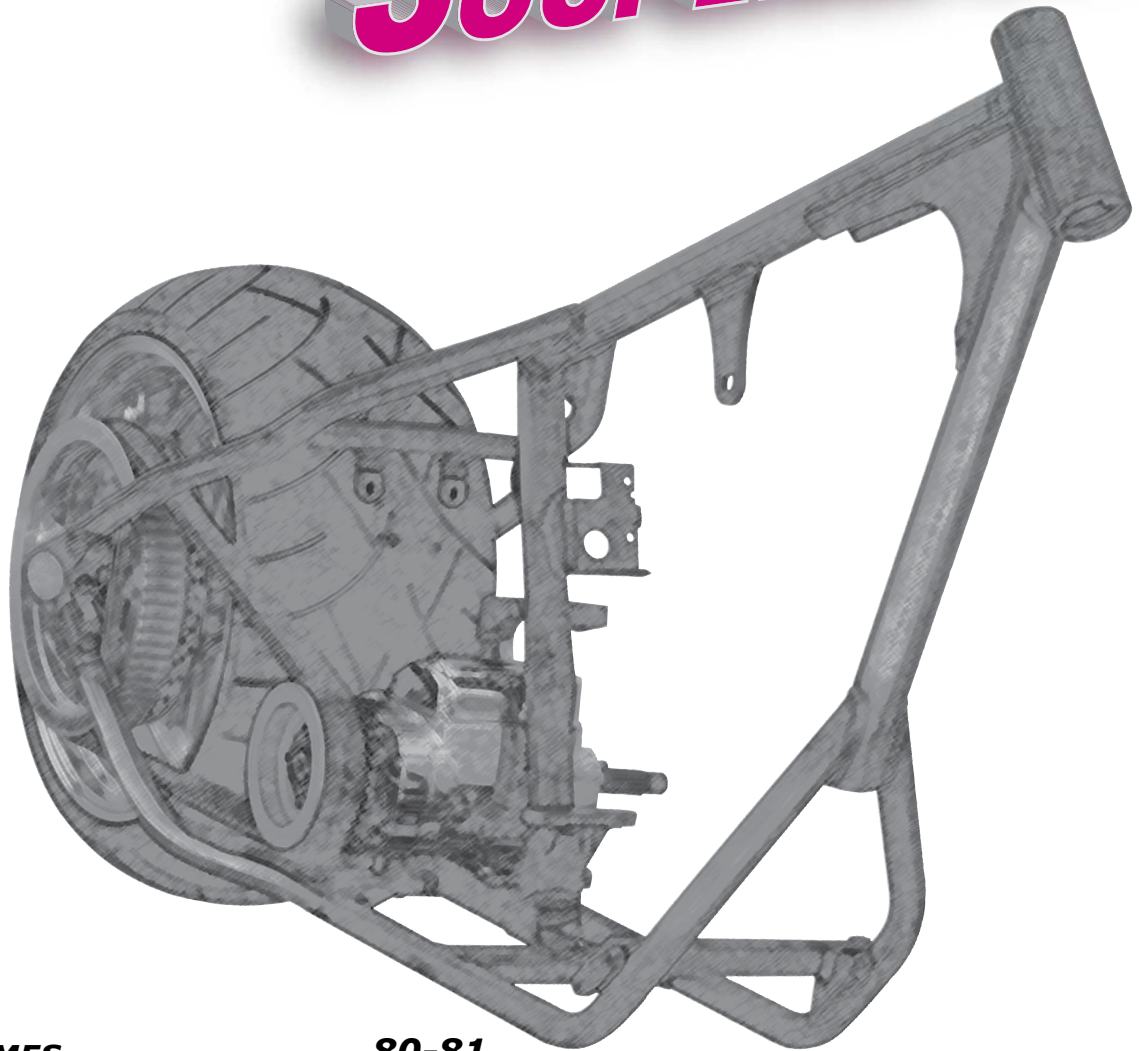
1933 HARLEY-DAVIDSON 74" VL MODEL FROM THE ROBERT PAUGH, SR. VINTAGE BIKE COLLECTION



MACHINED SOLID BRASS RISERS READY TO GO TO THE POLISHING SHOP



FRAMES & SUSPENSION



45" FRAMES	80-81
BOARDTRACK FRAMES	79
DROP SEAT FRAMES	80
DYNA FRAMES	74
FRAMES FOR BIG TWINS	73-93
FRAMES FOR SPORTSTERS	99-102
FXR FRAMES	75
ROLLING CHASSIS KITS	103
SWINGARMS	75, 77, 84, 94-97
TRIKE FRAMES	73



PAUGHCO FRAMES

*** IMPORTANT NOTES ***

Due to an extremely large selection and wide variations in frame options, Paughco frames are built to order. Please order carefully, as a cancellation or a change after a 48 hour period could result in a 20% restocking fee.

Paughco frames have many stock-type options. However, they are not exact replicas.

We will need the following information when ordering frames:

Paughco offers swingarm frames in two popular styles; 1958-1964 and 1965-1986. They will not accept seat post bushings and pogo seats. These are not stock replacement frames, although they are offered with many stock-type options.

- Early or late-style Fat Bob tank mounts
- Year and type of engine
- Type of rear brakes
- Type of transmission

Paughco also offers custom rubber mount swingarm frames, utilizing FXR or FLT transmissions. They come in different variations of stretch and rake, to fit your choice of engines.

WE RECOMMEND PRE-FITTING PARTS BEFORE PAINTING. PAUGHCO FRAMES ARE NOT STOCK REPLACEMENT FRAMES.

To achieve a level ride height when using a 21" front and a 16" rear wheel with a Paughco Springer or stock triple trees, please use the table below to determine the front end length.
Due to other factors such as variations in rim size and tire sidewall height, all lengths listed below are approximate.
SPRINGERS ARE NOT RECOMMENDED FOR USE WITH RAKES OVER 40°

SPRINGER FRONT ENDS		Degrees of Rake			
		30°	35°	40°	45°
Stretch in Downtubes (UP)	0"	Stock Length	3" Over	6" Over	Not Recommended
	2" to 2¼"	3" Over	6" Over	9" Over	Not Recommended
	4"	6" Over	9" Over	12" Over	Not Recommended
	6"	9" Over	12" Over	15" Over	Not Recommended
	8"	12" Over	15" Over	18" Over	Not Recommended
	10"	15" Over	18" Over	21" Over	Not Recommended
FH139/FHR139 Frames For 45's		2" Under	Stock Length	3" Over	Not Recommended
RS147FLT Road King Frame		Not Applicable	Not Applicable	Not Applicable	Not Applicable

WIDE GLIDE FORKS*		Degrees of Rake			
		30°	35°	40°	45°
Stretch in Downtubes (UP)	0"	4" Under	2" Under	Stock Length	2" Over
	2" to 2¼"	2" Under	Stock Length	2" Over	4" Over
	4"	2" Over	4" Over	6" Over	8" Over
	6"	4" Over	6" Over	8" Over	12" Over
	8"	6" Over	8" Over	12" Over	14" Over
	10"	8" Over	10" Over	14" Over	18" Over

* WIDE GLIDE FORK LENGTHS ARE BASED ON A STOCK FXWG OR FX SOFTAIL FORK. WHEN INSTALLING 4-SPEED FLH FORKS, ADD 4" TO THE MEASUREMENTS SHOWN ABOVE (EXAMPLES: USE STOCK LENGTH FORK TUBES ON FRAMES WITH A 30° RAKE AND NO STRETCH IN THE DOWNTUBES, OR USE 8" OVER FORK TUBES ON FRAMES WITH A 35° RAKE AND 4" STRETCH IN THE DOWNTUBES).



RIGID TRIKE FRAMES

TRIKE KITS

SPRINGERS & FORKS

HANDLEBARS & RISERS

LIGHTING

FRAMES & ACCESSORIES

WHEELS & BRAKES

GAS & OIL TANKS

SHEET METAL

ENGINE & ELECTRICAL

PRIMARY & DRIVETRAIN

FOOT CONTROLS

TRANSMISSION

EXHAUST

TOOLS & GENERAL



PAUGHCO RIGID TRIKE FRAMES

These rigid trike frames feature a 1½"-diameter backbone with 1⅛"-diameter frame rails and downtubes. They're available in 4-speed and 5-speed versions with your choice of straight leg or wishbone front downtubes. The 5-speed frames use 1986–1999 Softtail oil tanks and the 4-speed frames use early-style 4-speed oil tanks. They do not include gas tank mounts, so you're free to express your creativity..... pick a custom tank from our huge selection, or make your own. These frames accept Paughco's US-made axle assemblies.



STRAIGHT LEG AND WISHBONE TRIKE FRAMES FOR 1936-1999 BIG TWIN ENGINES

4-SPEED TRANSMISSION		SOFTTAIL 5-SPEED TRANSMISSION		OUT	UP	RAKE
STRAIGHT LEG	WISHBONE	STRAIGHT LEG	WISHBONE			
TKS139	TKS128	TKS139S5	TKS128S5	0"	0"	30°
TKS139A	TKS128A	TKS139S5A	TKS128S5A	0"	0"	35°
TKS139B	TKS128B	TKS139S5B	TKS128S5B	0"	0"	40°

CUSTOM DYNA FRAMES



D147EWG
Stock-Style Frame For
1996–2005 Model
Drivelines Shown



D147L
Stock-Style Frame
For 2006-Up Model
Drivelines Shown

D147E
Stock-Style Frame For
1996–2005 Model
Drivelines Shown



STOCK-STYLE FRAMES FOR 1996-UP DYNA MODELS

These new Dyna frames are offered in early- and late-style configurations. The early version uses 1996–2005 5-speed Evolution and Twin Cam drivelines in conjunction with 130-series rear tires and 1½" or 1⅜"-wide rear belts. The later version uses 2006-up 6-speed Twin Cam drivelines for 200-series rear tires and 1⅜" or 1"-wide rear belts. They also offer both standard Dyna and Dyna Wide Glide neck angles. These frames feature a round DOM 1¾"-diameter, 3/16"-thick wall backbone with a custom steering neck unlike the square backbone and unsightly box neck of the stock frames. The steering neck does not have provisions for a fork lock, but the backbone has a machined slot under the front to allow stock wiring to be pulled thru it,

just like stock frames. The downtubes and frame rails are 1¼"-diameter, .120"-thick wall DOM tubing. Each frame includes the stock fuel tank mounts as well as mounts for the stock regulator, kickstand, oil tank, battery tray, electrical panel, motor mounts, mid and forward control mounts, and the rear brake reservoir. The fender struts are made from 1/2"-thick steel plate and will accept stock fenders and shock bolts. The stock OEM swingarms and components will work with these frames, which are great for a crash repair, or building a new ground-up custom.

FRAMES FOR 1996–2005 DYNA MODELS

D147E For FXD models except FXDWG/FXDL (28° neck)

D147EWG For FXDWG/FXDL models (32° neck)

FRAMES FOR 2006–2017 DYNA MODELS

D147L For FXD models except FXDWG/FXDL (29° neck)

D147LWG For FXDWG/FXDL models (34° neck)



STOCK REPLACEMENT & CUSTOM FXR FRAMES

PAUGHCO STOCK-STYLE AND CUSTOM FXR FRAMES

These all-new FXR-style frames are an easy way to build a cool looking custom with the great handling the original FXR's were famous for. They're available in stock and 180/200 tire versions that will accept a variety of drivelines. The backbones are made from 1 3/4" O.D. steel tubing with .250" wall thickness, and the frame rails are made from 1 1/4"-diameter tubing. The stock-width frames will accept a 130-series tire with a 1 1/2"-wide belt. The wide frames accept 180-series tires with a 1 1/2"-wide belt, or 200-series tires with a 1 3/8"-wide belt or a chain. The stock-width frames will accept OEM or Paughco standard-width swingarms, while the wide tire frames require a custom Paughco swingarm and a 9"-wide fender (sold separately). The swingarm, pivot blocks and shaft, are not included but are available separately.



R147FXRTDW
Wide Custom Frame
For Touring Model
Drivelines Shown



CUSTOM FXR-STYLE FRAMES FOR TOURING MODEL DRIVELINES

These custom frames are designed to accept all 1993–2011 Evolution or Twin Cam Touring model drivelines with the oil tank located under the transmission. They include FXR-style mounts for the gas tank, side covers, seat and battery. They also include a special sheetmetal plate that covers the area where the oil tank would normally reside. These frames are configured for forward controls and have a three-point mount on the left-side that will accept a forward shifter bracket and conventional kickstand mounting bracket.

R147FXRTD Stock-style FXR frame for Touring driveline ONLY

R147FXRTDW Wide custom FXR frame for Touring driveline ONLY



R147FXRTDW
Wide Custom Frame

STOCK-STYLE FXR FRAMES

These replacement frames for FXR models accept all 1982–2000 Shovelhead and Evolution FXR drivelines, as well as 1980–1992 Touring model drivelines (no oil pan under the transmission). All of the stock mounts for the gas and oil tanks, seat, battery, kickstand and side panels are already installed.

R147FXR Stock-style FXR frame ONLY

R147FXRW Wide custom FXR frame ONLY

SWINGARMS AND AXLES

Use these components with the Stock-Style or Custom FXR frames on this page.

153R Stock swingarm – raw steel

153RC Stock swingarm – chrome

153FXRW Wide swingarm – raw steel

153FXRCW Wide swingarm – chrome

25AK Axle kit for 153R and 153RC swingarms

25FXRWK Axle kit for 153FXRW and 153FXRCW swingarms



153FXRW



25FXRWK

MOUNTS FOR RUBBER-MOUNT ENGINES



HEAVY-DUTY 5-SPEED FRONT MOTOR MOUNT

Made from heavy-duty polyurethane, this mount helps reduce vibration in the drivetrain. Kit includes chrome mounting block, and a two-piece bushing with internal spacer tube.

741FXRBF Fits all FXR and Touring models from 1980 thru 2009



R154S

741FXRBR

5-SPEED SWINGARM PIVOT SHAFT AND ISOLATOR BUSHINGS

Rebuild your swingarm with these key parts. Perfect reproductions of the originals. Sold each.

741FXRBR Isolator mount for 1980-up Touring and FXR models (2 required) OEM 47564-86B

R154S Pivot shaft for 1980-2001 Touring and FXR models (OEM 47492-89A)

741XLBF



741XLBR

RUBBER MOTOR MOUNT BUSHINGS FOR 2004-UP SPORTSTERS

Perfect reproductions of the factory rubber mounts. Sold each.

741XLBF Front mount (OEM 48463-04)

741XLBR Rear mount (OEM 48492-04)



5-SPEED SWINGARM 'UPGRADE' KIT

Specially-designed to upgrade the quality and feel of the driveline on your FXR or Touring model bike. These 7-piece kits convert the old-style Original Equipment parts to high-tech spherical bearings with CNC-machined precision spacers and collars.

R154KT Fits all FXR and Touring models from 1980 thru 2001



SWINGARM PIVOT BLOCKS

Precision CNC-machined from billet 6061 aluminum, these swingarm pivot blocks are available in chrome or black powder paint. They fit all FXR models from 1982 thru 2000, as well as many custom Paughco rubber mount applications. Sold in pairs.

R154PBC Chrome

R154PBB Black



CUSTOM RUBBER-MOUNT FRAMES



SWINGARM FRAME FOR ROAD KINGS

Stock style 1994–2006 frame with 26° rake. Accepts Twin Cam 88 and Evolution engines with matching Touring model transmissions. Accepts all stock sheet metal, forks and suspension.

RS147FLT Frame ONLY

STOCK-STYLE RAW STEEL REAR SWINGARMS AND AXLE

These swingarms and axle fit all 5-speed rubbermounted Touring models from 1993 thru 2001.

153FLT-1 Fits 1993–1999 models (except 1996 models) with 3/4"-diameter axles ONLY

153FLT Fits 2000–2001 models with 3/4"-diameter axles ONLY

25AK 3/4"-diameter axle kit for 153FLT-1 and 153FLT swingarms



LATE TOURING MODEL FRAMES FOR RUBBER-MOUNT DRIVETRAINS

These frames are set up for the following components that must be purchased separately:

- FXWG or FXST front ends
- Engine and transmission for Touring models
- 1997–up Touring model snap-on side covers
- 1997–up Touring model fenders and saddlebags
- 1997–up stock guard rails and highway bars
- 1998 Road King gas tank and seat
- 1999–up forward controls for Touring models

LATE TOURING MODEL FRAMES FOR RUBBER-MOUNT DRIVETRAINS							
WITH ROAD KING TANK MOUNTS				WITHOUT ROAD KING TANK MOUNTS			
	OUT	UP	RAKE		OUT	UP	RAKE
R147FLT	0"	0"	30°	R145FLT	0"	0"	30°
R147AFLT	0"	0"	35°	R145AFLT	0"	0"	35°
R147BFLT	0"	0"	40°	R145BFLT	0"	0"	40°

TRIKE KITS
SPRINGERS & FORKS
HANDLEBARS & RISERS
LIGHTING
FRAMES & ACCESSORIES
WHEELS & BRAKES
GAS & OIL TANKS
SHEET METAL
ENGINE & ELECTRICAL
PRIMARY & DRIVETRAIN
FOOT CONTROLS
TRANSMISSION
EXHAUST
TOOLS & GENERAL

RIGID SINGLE LOOP BIG TWIN FRAMES



SPECIAL NOTES:

1) **KNUCKLEHEAD OR PANHEAD ENGINES** WILL NEED TO HAVE A SMALL DENT MADE IN THE FRONT EXHAUST PIPE TO CLEAR THE FRONT FRAME DOWNTUBE.



PAUGHCO SINGLE LOOP RIGID FRAMES FOR 1936-1999 BIG TWIN ENGINES

Another cool new frame design from Paughco that you can install a Knucklehead, Panhead, Shovelhead or Evolution engine in. These frames feature a distinctive 1½"-diameter single loop front downtube with an additional 2" in the backbone and 1½"-diameter frame rails. They're offered in 4-speed and 5-speed versions that come without gas tank mounts, so you can choose any custom tank that fits your style. These frames build stylish small and low "Bobbers" as well as long, lean "Choppers." You pick the size and style and Paughco will custom build it just for your tastes.

SINGLE LOOP RIGID BOBBER FRAMES FOR 1936-1999 BIG TWIN ENGINES

4-SPEED TRANSMISSION WITH BELT OR CHAIN	SOFTTAIL-STYLE 5-SPEED TRANSMISSION WITH BELT	OUT	UP	RAKE
SLP139	SLP139S5	2"	0"	30°
SLP140-44	SLP140S5-44	4"	4"	30°
SLP139A	SLP139S5A	2"	0"	35°
SLP140-44A	SLP140S5-44A	4"	4"	35°
SLP139B	SLP139S5B	2"	0"	40°
SLP140-44B	SLP140S5-44B	4"	4"	40°



'BOARDTRACK' RIGID FRAMES FOR BIG TWINS



139S5-USP



PAUGHCO 'BOARDTRACK' FRAMES By US CHOPPERS

These frames were originally designed by US Choppers for their unique 'Boardtrack Platform' project. The single cradle design and low-slung weight permits incredible lean angles. And having the motor weight pushed forward, enables aggressive riding into corners, while the centered drivetrain gives perfect balance and lean symmetry. These frames will accommodate any pre-Twin Cam Harley-style engine up to 124 cubic inches including Indian PowerPlus engines, and rear tires from 160x16" to 90/90x21". There are two versions available.... one with a curved backbone that requires a custom curved gas tank, and one with a straight backbone that is intended for use with our new Paughco 1915-style tank.




Photo Credit: Dain Gingerelli

- 139S5-USP** Curved backbone frame
- 128S5-USP** Straight backbone frame
- 1915ST** Gas tank for #128S5-USP
- 218BM** Billet aluminum under-engine boomerang for single loop cradle (set)



128S5-USP



1915ST
3.5 GALLON TANK
FOR 128S5-USP
BOARDTRACK
FRAME



TRIKE KITS
SPRINGERS & FORKS
HANDLEBARS & RISERS
LIGHTING
FRAMES & ACCESSORIES
WHEELS & BRAKES
GAS & OIL TANKS
SHEET METAL
ENGINE & ELECTRICAL
PRIMARY & DRIVETRAIN
FOOT CONTROLS
TRANSMISSION
EXHAUST
TOOLS & GENERAL

MAGNUM MOTOR & RIGHT SIDE DRIVE CHOPPER FRAMES



CHOPPER-STYLE
DS140RD-47XX

'RIGHT SIDE DRIVE DROP SEAT FRAMES FOR 300-SERIES REAR TIRES

These stylish new drop seat frames accept a 300-series rear tire and feature a 1¾"-diameter backbone, a 2"-diameter single front downtube, a 1¾"-diameter tubular swing-arm with 1" hidden axle, integral forward control mounts, and a seat height of just 23½". The perfect combination for that signature custom pro-street or chopper. The rear 13½"-wide fender, oil tank, and solo seat are sold separately.

- DS140RD-47XX** Chopper frame – 4" backbone stretch, 7" downtube stretch and a 38 degree neck
DS140RD-50XX Pro-Street frame – 5" backbone stretch, 0" downtube stretch and a 38 degree neck
DS134F 13½"-wide rear fender
DS748W Oil tank



"MAGNUM MOTOR" 45" RIGID FRAMES

Now available exclusively from Paughco, these frames were specially-designed to work with the legendary "Magnum Motors" first built in the late 60's. These motors feature a 45" lower end with a 900cc Sportster top end, and they not only looked cool, but they ran as good as they looked.

Paughco's new Magnum Motor frames have all the same features of our standard 45" frames with single front downtube styling, and the ability to use a 1941-1969 4-speed Big Twin transmission. All of the available accessories for our 'Project 45' frames (except the exhaust systems – call for more information) will work with both frames. Available in all the popular rakes and stretches. See chart to the right for frame part numbers.

ACCESSORIES FOR MAGNUM MOTORS FRAMES

- 218FH** Transmission mounting plate
748FH Wrap-around style oil tank
748RDFH Round style oil tank
26BK 3/4"-dia. axle kit for disc brake wheels
45SPK20 20-tooth custom engine sprocket
45SPK22 22-tooth custom engine sprocket
45SPK24 24-tooth custom engine sprocket
45BDL Complete BDL belt drive kit



FRAMES FOR 900CC MAGNUM ENGINES AND 1941-1969 4-SPEED TRANSMISSIONS

FOR ROUND OIL TANK	FOR WRAP-AROUND OIL TANK	OUT	UP	RAKE
FHMR139	FHM139	0"	0"	30°
FHMR139-24	FHM139-24	2"	4"	30°
FHMR139-36	FHM139-36	3"	6"	30°
FHMR139A	FHM139A	0"	0"	35°
FHMR139-24A	FHM139-24A	2"	4"	35°
FHMR139-36A	FHM139-36A	3"	6"	35°
FHMR139B	FHM139B	0"	0"	40°
FHMR139-24B	FHM139-24B	2"	4"	40°
FHMR139-36B	FHM139-36B	3"	6"	40°





'PROJECT 45' FRAMES FOR 1941-1969 4-SPEED TRANSMISSION ASSEMBLIES

FOR ROUND OIL TANK	FOR WRAP-AROUND OIL TANK	OUT	UP	RAKE
FHR139	FH139	0"	0"	30°
FHR139-24	FH139-24	2"	4"	30°
FHR139-36	FH139-36	3"	6"	30°
FHR139A	FH139A	0"	0"	35°
FHR139-24A	FH139-24A	2"	4"	35°
FHR139-36A	FH139-36A	3"	6"	35°
FHR139B	FH139B	0"	0"	40°
FHR139-24B	FH139-24B	2"	4"	40°
FHR139-36B	FH139-36B	3"	6"	40°

'PROJECT 45' FRAMES AND ACCESSORIES

The 45" flathead engine was made for 37 years, and was simple and efficient, if not particularly powerful.... but the real weak link in the powertrain was its three-speed transmission. These single downtube rigid frames address that issue, by using a four-speed transmission instead of the old three-speed unit. We designed a special engine sprocket for Big Twin dual row primary chains and positioned the transmission mounts so that the primary drive components and special Paughco covers from an early 74" Big Twin can be fitted to the bike. And for those who don't want to deal with a wet clutch, we have a BDL belt drive unit instead.

FRAMES FOR 1937-1973 FLATHEAD 45" ENGINES

These highly-popular single-loop frames are designed to house a 1941 thru 1969 4-speed transmission with chain or belt final drive. Our custom billet aluminum transmission mounting plate must be purchased separately, as well as the axle kit. An optional weld-on mounting block for forward controls is also sold separately. See chart at left for frame part numbers.

- 26BK** 3/4"-dia. axle kit for disc brake wheels
- 218FH** Aluminum transmission mounting plate
- FHCB200** Optional forward control mounting block

OIL TANKS FOR 'PROJECT 45' FRAMES

These 3 quart oil tanks are available in two cool styles.... an old school wrap-around, and a round-style with battery tray.

- 748FH** Wrap-around style
- 748RDFH** Round style

1 3/4" EXHAUST SYSTEMS FOR 'PROJECT 45' FRAMES

These pipes are stepped out from 1 1/2" to 1 3/4" and bolt to the 4-speed transmission end cover on the new frames.

- 728A** Upswept Fishtails
- 728B** Drag pipes

ENGINE SPROCKETS FOR 'PROJECT 45' FRAMES

These sprockets convert 45" engines to use a Big Twin double-row primary chain with our 'Project 45' frames. Install a 4-speed Big Twin transmission into the frame using the included mounting plate.... aligns perfectly with 1936-1964 OEM mainshafts.

- 45SPK20** 20-tooth
- 45SPK22** 22-tooth
- 45SPK24** 24-tooth

BDL OPEN BELT DRIVE KIT FOR 'PROJECT 45' FRAMES A
1 1/2"-wide open belt drive kit for 45" motors installed in our frame. The front pulley has the correct taper for the 45" engine shaft, and the rear clutch assembly is a Big Twin 4-speed style.

- 45BDL** Complete kit



TRIKE
KITS

SPRINGERS
& FORKS

HANDLEBARS
& RISERS

LIGHTING

FRAMES &
ACCESSORIES

WHEELS
& BRAKES

GAS & OIL
TANKS

SHEET
METAL

ENGINE &
ELECTRICAL

PRIMARY &
DRIVETRAIN


FOOT
CONTROLS

TRANSMISSION

EXHAUST

TOOLS &
GENERAL


STRAIGHT LEG & WISHBONE SWINGARM FRAMES



S151



145A



S147



S144-5A
USES FXR OR TOURING
MODEL TRANSMISSION



S149




STRAIGHT LEG & WISHBONE SWINGARM FRAMES

STRAIGHT LEG AND WISHBONE SWINGARM FRAMES

These frames are similar to those of the 1970's and 1980's 4-speed models. They can be combined with a variety of drivetrains, including Shovelhead and Evolution engines used in conjunction with 4-speed transmissions, 5-speed Softail transmissions, and even the 5-speed transmissions from FXR and Touring models. Straight Leg and the timeless Wishbone frame styles are available with a variety of options and rake/stretch configurations. You can choose from OEM or Chopper-style necks, with or without tank mounts for pre-1984 Fat Bob gas tanks.

Refer To Instructions On Page 72 Before Ordering.



STRAIGHT LEG FRAME

WISHBONE FRAME

SPECIAL NOTES:

- 1) STOCK-STYLE FXR OR TOURING MODEL SWINGARMS WILL NOT WORK WITH THESE FRAMES
- 2) FRAMES FOR 5-SPEED SOFTAIL TRANSMISSIONS INCLUDE A PAUGHCO #218A TRANSMISSION MOUNTING PLATE

STRAIGHT LEG SWINGARM FRAMES				WISHBONE SWINGARM FRAMES				OUT	UP	RAKE
OEM STYLE NECK		CHOPPER STYLE NECK		OEM STYLE NECK		CHOPPER STYLE NECK				
WITH FAT BOB MOUNTS	WITHOUT FAT BOB MOUNTS	WITH FAT BOB MOUNTS	WITHOUT FAT BOB MOUNTS	WITH FAT BOB MOUNTS	WITHOUT FAT BOB MOUNTS	WITH FAT BOB MOUNTS	WITHOUT FAT BOB MOUNTS			
4-SPEED TRANSMISSION WITH CHAIN OR BELT FINAL DRIVE										
S147	S145	147	145	S151	S149	151	149	0"	0"	30°
S146B	S144B	146B	144B	S150B	S148B	150B	148B	0"	2¼"	30°
S147A	S145A	147A	145A	S151A	S149A	151A	149A	0"	0"	35°
S146A	S144A	146A	144A	S150A	S148A	150A	148A	0"	2¼"	35°
S147B	S145B	147B	145B	S151B	S149B	151B	149B	0"	0"	40°
S146	S144	146	144	S150	S148	150	148	0"	2¼"	40°
FXR OR TOURING 5-SPEED TRANSMISSION WITH CHAIN OR BELT FINAL DRIVE										
S147-5	S145-5	147-5	145-5	S151-5	S149-5	151-5	149-5	0"	0"	30°
S146-5B	S144-5B	146-5B	144-5B	S150-5B	S148-5B	150-5B	148-5B	0"	2¼"	30°
S147-5A	S145-5A	147-5A	145-5A	S151-5A	S149-5A	151-5A	149-5A	0"	0"	35°
S146-5A	S144-5A	146-5A	144-5A	S150-5A	S148-5A	150-5A	148-5A	0"	2¼"	35°
S147-5B	S145-5B	147-5B	145-5B	S151-5B	S149-5B	151-5B	149-5B	0"	0"	40°
S146-5	S144-5	146-5	144-5	S150-5	S148-5	150-5	148-5	0"	2¼"	40°
SOFTAIL 5-SPEED TRANSMISSION WITH BELT FINAL DRIVE										
S147S5	S145S5	147S5	145S5	S151S5	S149S5	151S5	149S5	0"	0"	30°
S146S5B	S144S5B	146S5B	144S5B	S150S5B	S148S5B	150S5B	148S5B	0"	2¼"	30°
S147S5A	S145S5A	147S5A	145S5A	S151S5A	S149S5A	151S5A	149S5A	0"	0"	35°
S146S5A	S144S5A	146S5A	144S5A	S150S5A	S148S5A	150S5A	148S5A	0"	2¼"	35°
S147S5B	S145S5B	147S5B	145S5B	S151S5B	S149S5B	151S5B	149S5B	0"	0"	40°
S146S5	S144S5	146S5	144S5	S150S5	S148S5	150S5	148S5	0"	2¼"	40°

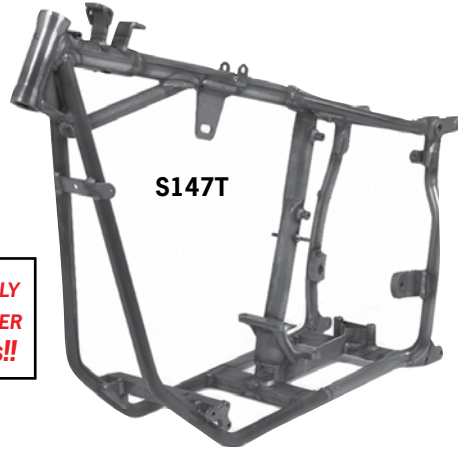
STOCK-STYLE SWINGARM FRAMES & SWINGARMS



STOCK-STYLE SWINGARM FRAMES FOR 1965-1984 FL MODELS

These frames closely follow the dimensions of those found on 4-speed FL models from 1965–1984. They accept OEM or aftermarket oil tanks and battery boxes, and can be used with chain or belt final drive 4-speed transmissions. They're available with OEM or Chopper style necks, and with or without tank mounts for pre-1984 Fat Bob gas tanks or 1986–1999 'flatside' Softail gas tanks.

Refer To Instructions On Page 72 Before Ordering.



S147T




S151BT

CHECK OUT THE UNBELIEVABLY LOW PRICES ON OUR CHOPPER NECK STRAIGHT LEG FRAMES!!

STRAIGHT LEG FRAMES				WISHBONE FRAMES				OUT	UP	RAKE
OEM STYLE NECK		CHOPPER STYLE NECK		OEM STYLE NECK		CHOPPER STYLE NECK				
WITH FAT BOB MOUNTS	WITHOUT FAT BOB MOUNTS	WITH FAT BOB MOUNTS	WITHOUT FAT BOB MOUNTS	WITH FAT BOB MOUNTS	WITHOUT FAT BOB MOUNTS	WITH FAT BOB MOUNTS	WITHOUT FAT BOB MOUNTS			
S147T	S145T	147T	145T	S151T	S149T	151T	149T	0"	0"	30°
S147AT	S145AT	147AT	145AT	S151AT	S149AT	151AT	149AT	0"	0"	35°
S147BT	S145BT	147BT	145BT	S151BT	S149BT	151BT	149BT	0"	0"	40°

SPECIAL NOTES:

- 1) ALL SWINGARMS ON THIS PAGE COME CHROMED, BUT MAY BE ORDERED WITH A RAW STEEL FINISH.
- 2) THESE SWINGARMS HAVE THE BEARING RACES ALREADY INSTALLED.



STOCK REPLACEMENT AND CUSTOM SWINGARMS FOR HD AND PAUGHCO FRAMES

- 153EX** 2" extended swingarm for all 4-speed belt drive frames, and Paughco swingarm frames with Softail 5-speed transmissions. Permits smaller rear wheel pulley to be run with stock belt to increase final drive ratio. 1.7³/₄" center-to-center
- 153** Fits all 4-speed belt drive frames. Also fits Paughco swingarm frames with Softail 5-speed transmissions. 1.5³/₄" center-to-center (OEM 47446-79)
- 152** Replacement swingarm for 1972–1983 chain drive 4-speed Big Twins. Also fits all Paughco swingarm frames when using disc brakes. 1.5³/₄" center-to-center (OEM 45700-73)
- 153RC** Fits Paughco rubber mount frames and stock FXR applications (OEM 47820-81A)
- 153FLR** Fits Paughco '60s-style FL rubber mount frames



WIDE WISHBONE & STRAIGHT LEG RIGID FRAMES

TRIKE
KITS

SPRINGERS
& FORKS

HANDLEBARS
& RISERS

LIGHTING

FRAMES &
ACCESSORIES

WHEELS
& BRAKES

GAS & OIL
TANKS

SHEET
METAL

ENGINE &
ELECTRICAL


PRIMARY &
DRIVETRAIN

FOOT
CONTROLS

TRANSMISSION

EXHAUST

TOOLS &
GENERAL



WIDE RIGID WISHBONE FRAMES				WIDE RIGID STRAIGHT LEG FRAMES				OUT	UP	RAKE
OEM STYLE NECK		CHOPPER STYLE NECK		OEM STYLE NECK		CHOPPER STYLE NECK				
WITH FAT BOB MOUNTS	WITHOUT FAT BOB MOUNTS	WITH FAT BOB MOUNTS	WITHOUT FAT BOB MOUNTS	WITH FAT BOB MOUNTS	WITHOUT FAT BOB MOUNTS	WITH FAT BOB MOUNTS	WITHOUT FAT BOB MOUNTS			
4-SPEED TRANSMISSION										
S130W	S128W	130W	128W	S131W	S139W	131W	139W	0"	0"	30°
S129BW	S127BW	129BW	127BW	S132BW	S140BW	132BW	140BW	0"	2¼"	30°
S130AW	S128AW	130AW	128AW	S131AW	S139AW	131AW	139AW	0"	0"	35°
S129AW	S127AW	129AW	127AW	S132AW	S140AW	132AW	140AW	0"	2¼"	35°
S130BW	S128BW	130BW	128BW	S131BW	S139BW	131BW	139BW	0"	0"	40°
S129W	S127W	129W	127W	S132W	S140W	132W	140W	0"	2¼"	40°
SOFTAIL 5-SPEED TRANSMISSION										
S130S5W	S128S5W	130S5W	128S5W	S131S5W	S139S5W	131S5W	139S5W	0"	0"	30°
S129S5BW	S127S5BW	129S5BW	127S5BW	S132S5BW	S140S5BW	132S5BW	140S5BW	0"	2¼"	30°
S130S5AW	S128S5AW	130S5AW	128S5AW	S131S5AW	S139S5AW	131S5AW	139S5AW	0"	0"	35°
S129S5AW	S127S5AW	129S5AW	127S5AW	S132S5AW	S140S5AW	132S5AW	140S5AW	0"	2¼"	35°
S130S5BW	S128S5BW	130S5BW	128S5BW	S131S5BW	S139S5BW	131S5BW	139S5BW	0"	0"	40°
S129S5W	S127S5W	129S5W	127S5W	S132S5W	S140S5W	132S5W	140S5W	0"	2¼"	40°






WISHBONE & STRAIGHT LEG RIGID FRAMES



WISHBONE AND STRAIGHT LEG RIGID FRAMES

The widest selection of 'standard' width rigid frames in the industry! They can be combined with a variety of drivetrains, including Shovelhead and Evolution engines, and most transmission and final drive combinations. Choose from Straight Leg or the timeless Wishbone frame styles with OEM or Chopper-style necks, with or without tank mounts for pre-1984 Fat Bob gas tanks or 1986-1999 'flatside' Softail gas tanks.

Refer To Instructions On Page 72 Before Ordering.



WISHBONE & STRAIGHT LEG RIGID FRAMES

TRIKE
KITS

SPRINGERS
& FORKS

HANDLEBARS
& RISERS

LIGHTING

FRAMES &
ACCESSORIES

WHEELS
& BRAKES

GAS & OIL
TANKS

SHEET
METAL

ENGINE &
ELECTRICAL

PRIMARY &
DRIVETRAIN

FOOT
CONTROLS

TRANSMISSION

EXHAUST

TOOLS &
GENERAL

CALL FOR PRICES

SPECIAL NOTES:

1) FRAMES FOR 5-SPEED SOFTAIL TRANSMISSIONS INCLUDE A PAUGHCO #218A TRANSMISSION MOUNTING PLATE.



RIGID STRAIGHT LEG FRAMES				RIGID WISHBONE FRAMES				OUT	UP	RAKE
OEM STYLE NECK		CHOPPER STYLE NECK		OEM STYLE NECK		CHOPPER STYLE NECK				
WITH FAT BOB MOUNTS	WITHOUT FAT BOB MOUNTS	WITH FAT BOB MOUNTS	WITHOUT FAT BOB MOUNTS	WITH FAT BOB MOUNTS	WITHOUT FAT BOB MOUNTS	WITH FAT BOB MOUNTS	WITHOUT FAT BOB MOUNTS			
4-SPEED TRANSMISSION WITH CHAIN FINAL DRIVE										
S131	S139	131	139	S130	S128	130	128	0"	0"	30°
S132B	S140B	132B	140B	S129B	S127B	129B	127B	0"	2¼"	30°
S131A	S139A	131A	139A	S130A	S128A	130A	128A	0"	0"	35°
S132A	S140A	132A	140A	S129A	S127A	129A	127A	0"	2¼"	35°
S131B	S139B	131B	139B	S130B	S128B	130B	128B	0"	0"	40°
S132	S140	132	140	S129	S127	129	127	0"	2¼"	40°
4-SPEED TRANSMISSION WITH BELT FINAL DRIVE										
S131RB	S139RB	131RB	139RB	S130RB	S128RB	130RB	128RB	0"	0"	30°
S132BRB	S140BRB	132BRB	140BRB	S129BRB	S127BRB	129BRB	127BRB	0"	2¼"	30°
S131ARB	S139ARB	131ARB	139ARB	S130ARB	S128ARB	130ARB	128ARB	0"	0"	35°
S132ARB	S140ARB	132ARB	140ARB	S129ARB	S127ARB	129ARB	127ARB	0"	2¼"	35°
S131BRB	S139BRB	131BRB	139BRB	S130BRB	S128BRB	130BRB	128BRB	0"	0"	40°
S132RB	S140RB	132RB	140RB	S129RB	S127RB	129RB	127RB	0"	2¼"	40°
FXR OR TOURING 5-SPEED TRANSMISSION WITH CHAIN FINAL DRIVE										
S131-5	S139-5	131-5	139-5	S130-5	S128-5	130-5	128-5	0"	0"	30°
S132-5B	S140-5B	132-5B	140-5B	S129-5B	S127-5B	129-5B	127-5B	0"	2¼"	30°
S131-5A	S139-5A	131-5A	139-5A	S130-5A	S128-5A	130-5A	128-5A	0"	0"	35°
S132-5A	S140-5A	132-5A	140-5A	S129-5A	S127-5A	129-5A	127-5A	0"	2¼"	35°
S131-5B	S139-5B	131-5B	139-5B	S130-5B	S128-5B	130-5B	128-5B	0"	0"	40°
S132-5	S140-5	132-5	140-5	S129-5	S127-5	129-5	127-5	0"	2¼"	40°
FXR OR TOURING 5-SPEED TRANSMISSION WITH BELT FINAL DRIVE										
S131-5RB	S139-5RB	131-5RB	139-5RB	S130-5RB	S128-5RB	130-5RB	128-5RB	0"	0"	30°
S132-5BRB	S140-5BRB	132-5BRB	140-5BRB	S129-5BRB	S127-5BRB	129-5BRB	127-5BRB	0"	2¼"	30°
S131-5ARB	S139-5ARB	131-5ARB	139-5ARB	S130-5ARB	S128-5ARB	130-5ARB	128-5ARB	0"	0"	35°
S132-5ARB	S140-5ARB	132-5ARB	140-5ARB	S129-5ARB	S127-5ARB	129-5ARB	127-5ARB	0"	2¼"	35°
S131-5BRB	S139-5BRB	131-5BRB	139-5BRB	S130-5BRB	S128-5BRB	130-5BRB	128-5BRB	0"	0"	40°
S132-5RB	S140-5RB	132-5RB	140-5RB	S129-5RB	S127-5RB	129-5RB	127-5RB	0"	2¼"	40°
SOFTAIL 5-SPEED TRANSMISSION WITH BELT FINAL DRIVE										
S131S5	S139S5	131S5	139S5	S130S5	S128S5	130S5	128S5	0"	0"	30°
S132S5B	S140S5B	132S5B	140S5B	S129S5B	S127S5B	129S5B	127S5B	0"	2¼"	30°
S131S5A	S139S5A	131S5A	139S5A	S130S5A	S128S5A	130S5A	128S5A	0"	0"	35°
S132S5A	S140S5A	132S5A	140S5A	S129S5A	S127S5A	129S5A	127S5A	0"	2¼"	35°
S131S5B	S139S5B	131S5B	139S5B	S130S5B	S128S5B	130S5B	128S5B	0"	0"	40°
S132S5	S140S5	132S5	140S5	S129S5	S127S5	129S5	127S5	0"	2¼"	40°

'SWEDISH-STYLE' STRAIGHT LEG RIGID FRAMES



'SWEDISH-STYLE' STRAIGHT LEG RIGID FRAMES

These frames can be combined with a variety of drivetrains, including Shovelhead and Evolution engines with traditional 4-speed or 5-speed Softail transmissions. They feature a 'Chopper' style neck, and come in three different widths including our 'Extra-Wide' versions that will accept 240-series tires with a conventional 1½"-wide belt, or 250-series tires with a chain. The 'Standard' frames can accept a 130-series tire with a belt final drive, or a 150-series tire with a chain. And our 'Wide' frames can accept a 180-series tire with a belt or a 200-series tire with a chain.

Refer To Instructions On Page 72 Before Ordering.

'SWEDISH-STYLE' STRAIGHT LEG RIGID FRAMES

'STANDARD' FRAMES	'WIDE' FRAMES	'EXTRA-WIDE' FRAMES	OUT	UP	RAKE
4-SPEED TRANSMISSION WITH CHAIN OR BELT DRIVE					
140-24	140-24W	140-24X	2"	4"	30°
140-36	140-36W	140-36X	3"	6"	30°
140-48	140-48W	140-48X	4"	8"	30°
140-51	140-51W	140-51X	5"	10"	30°
140-24A	140-24AW	140-24AX	2"	4"	35°
140-36A	140-36AW	140-36AX	3"	6"	35°
140-48A	140-48AW	140-48AX	4"	8"	35°
140-51A	140-51AW	140-51AX	5"	10"	35°
140-24B	140-24BW	140-24BX	2"	4"	40°
140-36B	140-36BW	140-36BX	3"	6"	40°
140-48B	140-48BW	140-48BX	4"	8"	40°
140-51B	140-51BW	140-51BX	5"	10"	40°
140-24C	140-24CW	140-24CX	2"	4"	45°
140-36C	140-36CW	140-36CX	3"	6"	45°
140-48C	140-48CW	140-48CX	4"	8"	45°
140-51C	140-51CW	140-51CX	5"	10"	45°
5-SPEED TRANSMISSION WITH CHAIN OR BELT DRIVE					
140S5-24	140S5-24W	140S5-24X	2"	4"	30°
140S5-36	140S5-36W	140S5-36X	3"	6"	30°
140S5-48	140S5-48W	140S5-48X	4"	8"	30°
140S5-51	140S5-51W	140S5-51X	5"	10"	30°
140S5-24A	140S5-24AW	140S5-24AX	2"	4"	35°
140S5-36A	140S5-36AW	140S5-36AX	3"	6"	35°
140S5-48A	140S5-48AW	140S5-48AX	4"	8"	35°
140S5-51A	140S5-51AW	140S5-51AX	5"	10"	35°
140S5-24B	140S5-24BW	140S5-24BX	2"	4"	40°
140S5-36B	140S5-36BW	140S5-36BX	3"	6"	40°
140S5-48B	140S5-48BW	140S5-48BX	4"	8"	40°
140S5-51B	140S5-51BW	140S5-51BX	5"	10"	40°
140S5-24C	140S5-24CW	140S5-24CX	2"	4"	45°
140S5-36C	140S5-36CW	140S5-36CX	3"	6"	45°
140S5-48C	140S5-48CW	140S5-48CX	4"	8"	45°
140S5-51C	140S5-51CW	140S5-51CX	5"	10"	45°



'SWEDISH-STYLE' STRAIGHT LEG 'EASYRIDE' FRAMES

'SWEDISH-STYLE' STRAIGHT LEG 'EASYRIDE' FRAMES

These frames can be combined with a variety of drivetrains, including Shovelhead and Evolution engines with traditional 4-speed or 5-speed Softail transmissions. They come in three different widths including our 'Extra-Wide' versions that will accept 240-series tires with a conventional 1½"-wide belt, or 250-series tires with a chain. The 'Standard' frames can accept a 130-series tire with a belt final drive, or a 150-series tire with a chain. And our 'Wide' frames can accept a 180-series tire with a belt or a 200-series tire with a chain.

Refer To Instructions On Page 72 Before Ordering.



SPECIAL NOTE:
EXTRA-WIDE FRAMES DO NOT HAVE INTEGRAL FRAME HORNS. BOLT-ON RAW STEEL STRUTS ARE AVAILABLE ON PAGE 98.

'SWEDISH-STYLE' STRAIGHT LEG 'EASYRIDE' FRAMES					
'STANDARD' FRAMES	'WIDE' FRAMES	'EXTRA-WIDE' FRAMES	OUT	UP	RAKE
4-SPEED TRANSMISSION WITH CHAIN OR BELT FINAL DRIVE					
E144-24	E144-24W	E144-24X	2"	4"	30°
E144-36	E144-36W	E144-36X	3"	6"	30°
E144-48	E144-48W	E144-48X	4"	8"	30°
E144-51	E144-51W	E144-51X	5"	10"	30°
E144-24A	E144-24AW	E144-24AX	2"	4"	35°
E144-36A	E144-36AW	E144-36AX	3"	6"	35°
E144-48A	E144-48AW	E144-48AX	4"	8"	35°
E144-51A	E144-51AW	E144-51AX	5"	10"	35°
E144-24B	E144-24BW	E144-24BX	2"	4"	40°
E144-36B	E144-36BW	E144-36BX	3"	6"	40°
E144-48B	E144-48BW	E144-48BX	4"	8"	40°
E144-51B	E144-51BW	E144-51BX	5"	10"	40°
E144-24C	E144-24CW	E144-24CX	2"	4"	45°
E144-36C	E144-36CW	E144-36CX	3"	6"	45°
E144-48C	E144-48CW	E144-48CX	4"	8"	45°
E144-51C	E144-51CW	E144-51CX	5"	10"	45°
5-SPEED TRANSMISSION WITH CHAIN OR BELT FINAL DRIVE					
E144S5-24	E144S5-24W	E144S5-24X	2"	4"	30°
E144S5-36	E144S5-36W	E144S5-36X	3"	6"	30°
E144S5-48	E144S5-48W	E144S5-48X	4"	8"	30°
E144S5-51	E144S5-51W	E144S5-51X	5"	10"	30°
E144S5-24A	E144S5-24AW	E144S5-24AX	2"	4"	35°
E144S5-36A	E144S5-36AW	E144S5-36AX	3"	6"	35°
E144S5-48A	E144S5-48AW	E144S5-48AX	4"	8"	35°
E144S5-51A	E144S5-51AW	E144S5-51AX	5"	10"	35°
E144S5-24B	E144S5-24BW	E144S5-24BX	2"	4"	40°
E144S5-36B	E144S5-36BW	E144S5-36BX	3"	6"	40°
E144S5-48B	E144S5-48BW	E144S5-48BX	4"	8"	40°
E144S5-51B	E144S5-51BW	E144S5-51BX	5"	10"	40°
E144S5-24C	E144S5-24CW	E144S5-24CX	2"	4"	45°
E144S5-36C	E144S5-36CW	E144S5-36CX	3"	6"	45°
E144S5-48C	E144S5-48CW	E144S5-48CX	4"	8"	45°
E144S5-51C	E144S5-51CW	E144S5-51CX	5"	10"	45°

TRIKE KITS
SPRINGERS & FORKS
HANDLEBARS & RISERS
LIGHTING
FRAMES & ACCESSORIES
WHEELS & BRAKES
GAS & OIL TANKS
SHEET METAL
ENGINE & ELECTRICAL
PRIMARY & DRIVETRAIN
FOOT CONTROLS
TRANSMISSION
EXHAUST
TOOLS & GENERAL

STRAIGHT LEG 'EASYRIDE' SWINGARM FRAMES



1986-UP 'EASYRIDE' STRAIGHT LEG SWINGARM FRAMES

These frames can be combined with a variety of drivetrains, including Shovelhead and Evolution engines, with traditional 4-speed or 5-speed Softail transmissions. Choose from a 'Chopper' style or an OEM-style neck in standard and wide versions. Refer To Instructions On Page 72 Before Ordering.



E147S5



E147S5W FRAME WITH E153W SWINGARM (WHEEL, AXLE, PULLEY AND STRUTS NOT INCLUDED)

CUSTOM BIKE WITH E147S5B FRAME & E153 SWINGARM



SPECIAL NOTES:

- 1) STOCK HARLEY SHOCKS WILL NOT WORK WITH 4-SPEED TRANSMISSIONS. SMALLER-DIAMETER AFTERMARKET SHOCKS MUST BE USED.
- 2) BOLT-ON STRUTS ARE AVAILABLE FOR FRAMES THAT DO NOT HAVE INTEGRAL FRAME HORNS FOR OEM-STYLE STRUTS (SEE PAGE 98).

STRAIGHT LEG 'EASYRIDE' FRAMES				WIDE STRAIGHT LEG 'EASYRIDE' FRAMES				OUT	UP	RAKE
OEM STYLE NECK		CHOPPER STYLE NECK		OEM STYLE NECK		CHOPPER STYLE NECK				
WITH FAT BOB MOUNTS	WITHOUT FAT BOB MOUNTS	WITH FAT BOB MOUNTS	WITHOUT FAT BOB MOUNTS	WITH FAT BOB MOUNTS	WITHOUT FAT BOB MOUNTS	WITH FAT BOB MOUNTS	WITHOUT FAT BOB MOUNTS			
4-SPEED TRANSMISSION WITH CHAIN OR BELT FINAL DRIVE										
E147	E145	EC147	EC145	E147W	E145W	EC147W	EC145W	0"	0"	30°
E146B	E144B	EC146B	EC144B	E146BW	E144BW	EC146BW	EC144BW	0"	2¼"	30°
E147A	E145A	EC147A	EC145A	E147AW	E145AW	EC147AW	EC145AW	0"	0"	35°
E146A	E144A	EC146A	EC144A	E146AW	E144AW	EC146AW	EC144AW	0"	2¼"	35°
E147B	E145B	EC147B	EC145B	E147BW	E145BW	EC147BW	EC145BW	0"	0"	40°
E146	E144	EC146	EC144	E146W	E144W	EC146W	EC144W	0"	2¼"	40°
SOFTAIL 5-SPEED TRANSMISSION WITH CHAIN OR BELT FINAL DRIVE										
E147S5	E145S5	EC147S5	EC145S5	E147S5W	E145S5W	EC147S5W	EC145S5W	0"	0"	30°
E146S5B	E144S5B	EC146S5B	EC144S5B	E146S5BW	E144S5BW	EC146S5BW	EC144S5BW	0"	2¼"	30°
E147S5A	E145S5A	EC147S5A	EC145S5A	E147S5AW	E145S5AW	EC147S5AW	EC145S5AW	0"	0"	35°
E146S5A	E144S5A	EC146S5A	EC144S5A	E146S5AW	E144S5AW	EC146S5AW	EC144S5AW	0"	2¼"	35°
E147S5B	E145S5B	EC147S5B	EC145S5B	E147S5BW	E145S5BW	EC147S5BW	EC145S5BW	0"	0"	40°
E146S5	E144S5	EC146S5	EC144S5	E146S5W	E144S5W	EC146S5W	EC144S5W	0"	2¼"	40°



'SWEDISH-STYLE' FRAMES FOR TWIN CAM ENGINES

'SWEDISH-STYLE' RIGID AND 'EASYRIDE' FRAMES FOR TWIN CAM 'B' ENGINES

Choose from our rigid or 'Easyride' swingarm frames designed specifically for use with counterbalanced Twin Cam 'B' engines and transmissions for Softails. The 'Standard' frames can accept a 130-series tire with a conventional 1½"-wide belt final drive, or a 150-series tire with a chain. The 'Wide' frames can accept a 180-series tire with a conventional rear belt drive, or a 200-series tire with a chain. These frames do not include mounts for any gas tanks, but may be special-ordered if desired.

Refer To Instructions On Page 72 Before Ordering.



B139S5-36BW

SPECIAL NOTES:

1) SWINGARMS FOR 'EASYRIDE' SOFTAIL FRAMES ARE SOLD SEPARATELY (SEE PAGE 94).

RIGID FRAMES FOR TWIN CAM 'B' SOFTAIL ENGINES				
STANDARD FRAMES	WIDE FRAMES	OUT	UP	RAKE
B139S5-24	B139S5-24W	2"	4"	30°
B139S5-36	B139S5-36W	3"	6"	30°
B139S5-48	B139S5-48W	4"	8"	30°
B139S5-51	B139S5-51W	5"	10"	30°
B139S5-24A	B139S5-24AW	2"	4"	35°
B139S5-36A	B139S5-36AW	3"	6"	35°
B139S5-48A	B139S5-48AW	4"	8"	35°
B139S5-51A	B139S5-51AW	5"	10"	35°
B139S5-24B	B139S5-24BW	2"	4"	40°
B139S5-36B	B139S5-36BW	3"	6"	40°
B139S5-48B	B139S5-48BW	4"	8"	40°
B139S5-51B	B139S5-51BW	5"	10"	40°
B139S5-24C	B139S5-24CW	2"	4"	45°
B139S5-36C	B139S5-36CW	3"	6"	45°
B139S5-48C	B139S5-48CW	4"	8"	45°
B139S5-51C	B139S5-51CW	5"	10"	45°

'EASYRIDE' FRAMES FOR TWIN CAM 'B' SOFTAIL ENGINES				
STANDARD FRAMES	WIDE FRAMES	OUT	UP	RAKE
B144S5-24	B144S5-24W	2"	4"	30°
B144S5-36	B144S5-36W	3"	6"	30°
B144S5-48	B144S5-48W	4"	8"	30°
B144S5-51	B144S5-51W	5"	10"	30°
B144S5-24A	B144S5-24AW	2"	4"	35°
B144S5-36A	B144S5-36AW	3"	6"	35°
B144S5-48A	B144S5-48AW	4"	8"	35°
B144S5-51A	B144S5-51AW	5"	10"	35°
B144S5-24B	B144S5-24BW	2"	4"	40°
B144S5-36B	B144S5-36BW	3"	6"	40°
B144S5-48B	B144S5-48BW	4"	8"	40°
B144S5-51B	B144S5-51BW	5"	10"	40°
B144S5-24C	B144S5-24CW	2"	4"	45°
B144S5-36C	B144S5-36CW	3"	6"	45°
B144S5-48C	B144S5-48CW	4"	8"	45°
B144S5-51C	B144S5-51CW	5"	10"	45°

FRAMES FOR TWIN CAM ENGINES



OPTIONAL CENTER POST
AND COIL MOUNT BRACKET
767-88B


RIGID AND 'EASYRIDE' FRAMES FOR TWIN CAM 'B' ENGINES

Choose from Straight Leg or Wishbone rigid frames, or Straight Leg 'Easyride' swing-arm frames, designed specifically for use with counterbalanced Twin Cam 'B' engines and transmissions for Softails. They differ from the Paughco frames on the facing page by their lack of gas tank mounts, and their round-tube backbones instead of the boxed-style. The 'Standard' frames can accept a 130-series tire with a belt final drive, and a 150-series tire with a chain. The 'Wide' frames can accept a 180-series tire with a conventional 1½"-wide belt, or a 200-series tire with a chain. Don't forget to also order the optional center post and coil mounting bracket (sold separately).

767-88B Center post and coil mount bracket for 2000–2006 Softail models or Paughco Rigid and Easyride frames

Refer To Instructions On Page 72 Before Ordering.

SPECIAL NOTES:
1) SWINGARMS FOR 'EASYRIDE'
SOFTAIL FRAMES ARE SOLD
SEPARATELY (SEE PAGE 94).



B144S5



B127S5B

STRAIGHT LEG 'EASYRIDE' AND RIGID FRAMES FOR TWIN CAM 'B' SOFTAIL ENGINES						
'STANDARD' EASYRIDE	'WIDE' EASYRIDE	'STANDARD' RIGID	'WIDE' RIGID	OUT	UP	RAKE
B144S5	B144S5W	B140S5B	B140S5BW	0"	2¼"	30°
B144S5A	B144S5AW	B140S5A	B140S5AW	0"	2¼"	35°
B144S5B	B144S5BW	B140S5	B140S5W	0"	2¼"	40°

WISHBONE RIGID FRAMES FOR TWIN CAM 'B' SOFTAIL ENGINES				
'STANDARD' RIGID	'WIDE' RIGID	OUT	UP	RAKE
B128S5	B128S5W	0"	0"	30°
B127S5B	B127S5BW	0"	2¼"	30°
B128S5A	B128S5AW	0"	0"	35°
B127S5A	B127S5AW	0"	2¼"	35°
B128S5B	B128S5BW	0"	0"	40°
B127S5	B127S5W	0"	2¼"	40°



FRAMES FOR TWIN CAM ENGINES

RIGID AND 'EASYRIDE' FRAMES FOR TWIN CAM 'B' ENGINES

Choose from our rigid or 'Easyride' swingarm frames designed specifically for use with counterbalanced Twin Cam 'B' engines and transmissions for Softails. The 'Standard' frames can accept a 130-series tire with a belt final drive, and a 150-series tire with a chain. The 'Wide' frames can accept a 180-series tire with a conventional 1½"-wide belt, or a 200-series tire with a chain. All frames include tank mounts for the stock-style one-piece Fat Bob gas tank. Don't forget to also order the optional center post and coil mounting bracket (sold separately).



767-88B Center post and coil mount bracket for 2000–2006 Softail models or Paughco Rigid and Easyride frames

Refer To Instructions On Page 72 Before Ordering.


SPECIAL NOTES:
1) SWINGARMS FOR 'EASYRIDE' SOFTAIL FRAMES ARE SOLD SEPARATELY (SEE PAGE 94).



B139S5



B145S5



B139S5W

OPTIONAL CENTER POST AND COIL MOUNT BRACKET 767-88B



B145S5W

RIGID FRAMES FOR TWIN CAM 'B' SOFTAIL ENGINES				
'STANDARD' RIGID FRAMES	'WIDE' RIGID FRAMES	OUT	UP	RAKE
B139S5	B139S5W	0"	0"	30°
B139S5-2S	B139S5-2SW	2"	0"	30°
B139S5A	B139S5AW	0"	0"	35°
B139S5-2SA	B139S5-2SAW	2"	0"	35°
B139S5B	B139S5BW	0"	0"	40°
B139S5-2SB	B139S5-2SBW	2"	0"	40°

'EASYRIDE' FRAMES FOR TWIN CAM 'B' SOFTAIL ENGINES				
'STANDARD' EASYRIDE FRAMES	'WIDE' EASYRIDE FRAMES	OUT	UP	RAKE
B145S5	B145S5W	0"	0"	30°
B145S5-2S	B145S5-2SW	2"	0"	30°
B145S5A	B145S5AW	0"	0"	35°
B145S5-2SA	B145S5-2SAW	2"	0"	35°
B145S5B	B145S5BW	0"	0"	40°
B145S5-2SB	B145S5-2SBW	2"	0"	40°

TRIKE KITS
SPRINGERS & FORKS
HANDLEBARS & RISERS
LIGHTING
FRAMES & ACCESSORIES
WHEELS & BRAKES
GAS & OIL TANKS
SHEET METAL
ENGINE & ELECTRICAL
PRIMARY & DRIVETRAIN
FOOT CONTROLS
TRANSMISSION
EXHAUST
TOOLS & GENERAL

SWINGARMS & PARTS




FOR PAUGHCO TWIN CAM AND STANDARD 'EASYRIDE' SWINGARM FRAMES
 Choose from two different swingarm styles, and then mount it with the available hardware.
 Most of the mounting kits and hardware will also fit stock HD swingarms.

SWINGARMS ONLY FOR 3/4" AXLES


- E153** Easyride swingarm (OEM 47573-89)
- E153-1** Easyride tube-style swingarm
- B153** Same as Paughco #E153, but only for Twin Cam Easyride frames (not shown)
- B153-1** Same as Paughco #E153-1, but only for Twin Cam Easyride frames (not shown)

MOUNTING KITS AND REPLACEMENT PARTS


- E154** Swingarm pivot tube (OEM 48031-89A)
- E154D** Pivot bearings and snap rings for 1986-1999 (sold in pairs) OEM 11158 and 9076
- E154D-1** Pivot bearings and snap rings for 2000-2007 (sold in pairs) OEM 11282 and 9270
- E154C** Swingarm pivot tube bolts and star washers (sold in pairs) OEM 4961 and 7142
- E154E** Shock bolts and washers for 1984-1999 style shocks (set of 4) OEM 4074 and 6724
- BE154E-2** Shock bolts and washers for 2000-up shocks (set of 2) OEM 4074 and 6724 (not shown)
- E154F** Spacers for swingarm pivot bolts (sold in pairs) OEM 43283-86
- E154K** Mounting kit for Paughco #'s E153 and E153-1 swingarms (includes #'s E154, E154C, E154D, E154E and E154F)
- B154K** Mounting kit for Paughco #'s B153 and B153-1 swingarms (includes all hardware)
- B154E** Pivot shaft ONLY for #'s B153 and B153-1
- 24K** Axle kit for Paughco #'s E153 and E153-1 swingarms (includes #'s 24, 33D8, 33D4, 39, 40 and 32) see page 121
- B24K** Axle kit for Paughco #'s B153 and B153-1 swingarms (includes hardware) see page 121
- E157** Aluminum rock guard



E153



E153-1



E157



24K AXLE KIT



B24K AXLE KIT



E154



E154E



E154C

E154F

E154D

E154D

E154F

E154C



B154K PIVOT KIT


B154E SHAFT




WIDE SWINGARMS & PARTS

FOR PAUGHCO WIDE TWIN CAM AND WIDE 'EASYRIDE' SWINGARM FRAMES

Choose from two different swingarm styles, and then mount it with the available hardware. Some of the hardware will also fit stock HD swingarms.



E153W



E153-1W

SWINGARMS ONLY FOR 3/4" AXLES

- E153W** Wide Easyride swingarm
- E153-1W** Wide Easyride tube-style swingarm
- B153W** Same as Paughco #E153W, but only for Twin Cam Wide Easyride frames (not shown)
- B153-1W** Same as Paughco #E153-1W, but only for Twin Cam Wide Easyride frames (not shown)

MOUNTING KITS AND REPLACEMENT PARTS

- E154W** Wide swingarm pivot tube
- E154D** Pivot bearings and snap rings for 1986–1999 (sold in pairs) OEM 11158 and 9076
- E154D-1** Pivot bearings and snap rings for 2000–2007 (sold in pairs) OEM 11282 and 9270
- E154C** Swingarm pivot tube bolts and star washers (sold in pairs) OEM 4961 and 7142
- E154E** Shock bolts and washers for 1984–1999 style shocks (set of 4) OEM 4074 and 6724
- BE154E-2** Shock bolts and washers for 2000–up shocks (set of 2) OEM 4074 and 6724 (not shown)
- E154F** Spacers for swingarm pivot bolts (sold in pairs) OEM 43283-86
- E154WK** Mounting kit for Paughco #'s E153W and E153-1W swingarms (includes #'s E154W, E154C, E154D, E154E and E154F)
- B154WK** Mounting kit for Paughco #'s B153W and B153-1W swingarms (includes all hardware)
- B154WE 24WK** Wide pivot shaft ONLY
- B154WE 24WK** Axle kit for Paughco #'s E153W and E153-1W swingarms (includes #'s 24W, 33D8, 33D5, 39, 40 and 32) see page 121
- B24WK** Axle kit for Paughco #'s B153W and B153-1W swing-arms (includes all hardware) see page 121
- E157W** Wide aluminum rock guard




E154W



E154E



B24WK AXLE KIT



24WK AXLE KIT



B154WK PIVOT KIT

B154WE



E154D

E154F

E154C



E157W



EXTRA-WIDE SWINGARMS & PARTS



FOR PAUGHCO EXTRA-WIDE 'EASYRIDE' SWINGARM FRAMES

Choose from two different swingarm styles, and then mount it with the available hardware. Some of the hardware will also fit stock HD swingarms.

SWINGARMS ONLY FOR 3/4" AXLES


- E153X** Extra-wide Easyride swingarm
- E153-1X** Extra-wide tube-style Easyride swingarm

MOUNTING KITS AND REPLACEMENT PARTS


- E154X** Extra-wide swingarm pivot tube
- E154D** Pivot bearings and snap rings for 1986-1999 (sold in pairs) OEM 11158 and 9076
- E154C** Swingarm pivot tube bolts and star washers (sold in pairs) OEM 4961 and 7142
- E154E** Shock bolts and washers for 1984-1999 style shocks (set of 4) OEM 4074 and 6724
- E154F** Spacers for swingarm pivot bolts (sold in pairs) OEM 43283-86
- E154XK** Mounting kit for Paughco #'s E153X and E153-1X swingarms (includes #'s E154X, E154C, E154D, E154E and E154F)
- 24XK** Axle kit for Paughco #'s E153X and E153-1X swingarms (includes #'s 24X, 33D8, 39, 40 and 32) see page 121

Note: Left-side axle spacer length will need to be determined with Paughco Kit #24XK to properly space the hub on custom wheels.


- E157X** Extra-wide aluminum rock guard



E153X



E153-1X



E157X

E154E



E154X



24XK AXLE KIT





E154C

E154F

E154D





REPLACEMENT SWINGARM PARTS FOR HD AND PAUGHCO FRAMES

A nice selection of swingarm accessories and replacement parts for late 4-speed and 5-speed Big Twin models and early Sportsters can be found here.

- E154CD** Decorative chrome swingarm pivot tube bolts (sold in pairs)
- 560B** Chrome anchor arm (mounting holes are 11" center-to-center)
- 560C** Chrome anchor arm (mounting holes are 8" center-to-center)
- 560D** Anchor arm mounting kit (includes 1/2" bolt, castle nut and cotter pin) OEM 41734-73 (sold in pairs)
- 154EK** Swingarm pivot bolt kit for 4-speed Big Twins from 1958-1984 (includes items in red box)
- 154E** Chrome swingarm pivot bolt ONLY for 4-speed Big Twins from 1958-1984
- 154D** Swingarm bearing seals (sold in pairs) OEM 47519-58
- 154C** Replacement bearings for 4-speed Big Twin swingarms from 1958-1984 (sold in pairs)
- 154** Swingarm bearing spacers (sold in pairs)
- 154E1** Rear bolt for FXR and Touring model transmissions installed in Paughco 5-speed frames
- 741FXRBR** Isolator mount for 1980-up Touring and FXR models (2 required) not shown
- R154S** Pivot shaft for 1980-2001 Touring and FXR models (OEM 47492-89A) not shown
- 143A** Stock replacement wheel adjusters for 1973 thru 2001 Big Twins (except Dyna Glides and 1987-up Softails) and 1979-2003 Sportsters (sold in pairs) OEM 41570-77
- 143SP** Stock replacement wheel adjusters for 1954-1978 Sportster and K-model rigid and swingarm frames (OEM 39985-52)

CUSTOM AND STOCK REPLACEMENT CHROME SWINGARMS FOR HD AND PAUGHCO FRAMES

- 152** Replacement swingarm for 1972-1983 chain drive 4-speed Big Twins. Also fits all Paughco swingarm frames when using disc brakes. 15¾" center-to-center (OEM 45700-73)
- 153EX** 2" extended swingarm for all 4-speed belt drive frames, and Paughco swingarm frames with Softail 5-speed transmissions. Permits smaller rear wheel pulley to be run with stock belt to increase final drive ratio. 17¾" center-to-center
- 153** Fits all 4-speed belt drive frames. Also fits Paughco swingarm frames with Softail 5-speed transmissions. 15¾" center-to-center (OEM 47446-79). Use Paughco #25AK axle with this swingarm
- 153RC** Fits Paughco rubber mount frames and stock FXR applications (OEM 47820-81A). Use Paughco #25AK axle with this swingarm
- 153FLR** Fits Paughco '60s-style FL rubber mount frames

SPECIAL NOTES:

- 1) ALL SWINGARMS ON THIS PAGE COME CHROMED, BUT MAY BE ORDERED WITH A RAW STEEL FINISH.
- 2) SWINGARMS HAVE THEIR BEARING RACES ALREADY INSTALLED.


BELT GUARDS & 'EASYRIDE' FRAME ACCESSORIES



BELT GUARDS AND 'EASYRIDE' FRAME ACCESSORIES

Choose from a wide selection of belt and rock guards, fender struts, inner primary adapters, and a host of other engine components.

- E514T** Custom top belt guard for 65-tooth pulley
- E514B** Custom bottom belt guard for 65-tooth pulley
- E514-1T** Custom top belt guard for 70-tooth pulley
- E514-1B** Custom bottom belt guard for 70-tooth pulley
- E157** Aluminum swingarm rock guard
- E157W** Wide aluminum swingarm rock guard
- E157X** Extra-wide aluminum swingarm rock guard
- E155** 1/2"-thick inner primary spacer for Paughco wide frames
- E155W** 1"-thick inner primary spacer for Paughco wide frames (not shown)
- E155X** 1½"-thick inner primary spacer for Paughco extra-wide frames
- 741TC** Adapter plate for Twin Cam engines (does not work with counterbalanced Twin Cam 'B' Softail engines)





BOLT-ON RAW STEEL FENDER STRUTS FOR STANDARD 'EASYRIDE' FRAMES WITHOUT WELD-ON STRUTS

E159 For 6"-wide fenders

BOLT-ON RAW STEEL FENDER STRUTS FOR PAUGHCO WIDE FRAMES

- E159W** For 7½"-wide fenders
- E160W** For 8½"-wide fenders
- E161W** For 9"-wide fenders



'SWEDISH-STYLE' SPORTSTER RIGID FRAMES



'SWEDISH-STYLE' RIGID FRAMES FOR SPORTSTER ENGINES

Available to fit engines from 1957 thru 2003, these frames come in your choice of a standard width rear section, or a wide one for oversized tires. The standard frames can accept a 130-series tire with a conventional 1 1/8" wide rear belt drive assembly or a chain, and the wide frames can be fitted with a 180-series tire when using a stock belt, or a 200-series tire when using a chain. All of these frames have Chopper-style necks, but they do not include gas tank mounts.

Refer To Instructions On Page 72 Before Ordering.

SPECIAL NOTE:

1) SINGLE DOWNTUBE FRAMES ARE AVAILABLE BY SPECIAL ORDER. CALL FOR DETAILS.

'SWEDISH-STYLE' SPORTSTER RIGID FRAMES

STANDARD FRAME	WIDE FRAME	OUT	UP	RAKE
FOR 1986-2003 ENGINES				
120E24	120E24W	2"	4"	30°
120E36	120E36W	3"	6"	30°
120EA24	120EA24W	2"	4"	35°
120EA36	120EA36W	3"	6"	35°
120EB24	120EB24W	2"	4"	40°
120EB36	120EB36W	3"	6"	40°
FOR 1977-1985 ENGINES				
120X24	120X24W	2"	4"	30°
120X36	120X36W	3"	6"	30°
120XA24	120XA24W	2"	4"	35°
120XA36	120XA36W	3"	6"	35°
120XB24	120XB24W	2"	4"	40°
120XB36	120XB36W	3"	6"	40°
FOR 1957-1976 ENGINES				
120-24		2"	4"	30°
120-36		3"	6"	30°
120-24A		2"	4"	35°
120-36A		3"	6"	35°
120-24B		2"	4"	40°
120-36B		3"	6"	40°

SPORTSTER SWINGARM & WIDE TIRE RIGID FRAMES



WIDE TIRE RIGID FRAMES FOR 1977 THRU 2003 SPORTSTER ENGINES

1986-2003 ENGINES		1977-1985 ENGINES	OUT	UP	RAKE
WITHOUT TANK MOUNTS	WITH FAT BOB TANK MOUNTS	WITHOUT TANK MOUNTS			
120EW	120EFW	120XW	0"	0"	30°
120ECW	120EFCW	120XCW	0"	2¼"	30°
120EAW	120EFAW	120XAW	0"	0"	35°
120ECAW	120EFCAW	120XCAW	0"	2¼"	35°
120EBW	120EFBW	120XBW	0"	0"	40°
120ECBW	120EFCBW	120XCBW	0"	2¼"	40°



WIDE TIRE RIGID FRAMES FOR 1977 THRU 2003 SPORTSTER ENGINES

All frames have the Chopper neck, and use 1" neck bearings. They're available with or without pre-1984 Fat Bob tank mounts to fit engines from 1977 thru 2003. They will accept up to a 180-series tire with a belt, and up to a 200-series tire with a chain.

Refer To Instructions On Page 72 Before Ordering.



1986-1990
SA120E-24A



1991-2003
SAL120E

SWINGARM FRAMES FOR 1986 THRU 2003 EVOLUTION SPORTSTERS

These frames are a practical solution for adding a classic 'Chopper' look by taking your stock XL and adding more stretch and neck rake. All stock component parts bolt right back onto the frame. Simply choose a new tank and a longer Paughco Springer front end, or extend your stock forks if desired. Create your own unique bike to your own personal taste, quickly and easily. All mounting tabs are included (except for the tank mounts on frames that have any stretch in the backbone). The stock swingarm, fenders, struts, oil tank and controls bolt right back in their original positions.

SWINGARM FRAMES FOR 1986 THRU 2003 EVOLUTION SPORTSTER ENGINES

1991-2003 ENGINES	1986-1990 ENGINES	OUT	UP	RAKE
SAL120E	SA120E	0"	0"	30°
SAL120E-24	SA120E-24	2"	4"	30°
SAL120E-36	SA120E-36	3"	6"	30°
SAL120EA	SA120EA	0"	0"	35°
SAL120E-24A	SA120E-24A	2"	4"	35°
SAL120E-36A	SA120E-36A	3"	6"	35°
SAL120EB	SA120EB	0"	0"	40°
SAL120E-24B	SA120E-24B	2"	4"	40°
SAL120E-36B	SA120E-36B	3"	6"	40°

SPORTSTER RIGID FRAMES

TRIKE
KITS

SPRINGERS
& FORKS

HANDLEBARS
& RISERS

LIGHTING

FRAMES &
ACCESSORIES

WHEELS
& BRAKES

GAS & OIL
TANKS

SHEET
METAL

ENGINE &
ELECTRICAL

PRIMARY &
DRIVETRAIN

FOOT
CONTROLS

TRANSMISSION

EXHAUST

TOOLS &
GENERAL



1957-1976
120A



1957-1976
S120A

RIGID FRAMES FOR 1957 THRU 2003 SPORTSTERS

For engines from 1957 thru 2003, these frames have standard width rear sections that accept a 130-series tire with a conventional 1 1/8" wide rear belt drive or a chain. Choose from OEM or Chopper-style necks, with or without tank mounts for pre-1985 Fat Bob gas tanks or 1984-1999 'flatside' Softail gas tanks.

Refer To Instructions On
Page 72 Before Ordering.

RIGID FRAMES FOR 1957-2003 SPORTSTER ENGINES				OUT	UP	RAKE
OEM STYLE NECK		CHOPPER STYLE NECK				
WITH FAT BOB MOUNTS	WITHOUT FAT BOB MOUNTS	WITH FAT BOB MOUNTS	WITHOUT FAT BOB MOUNTS			
FOR 1986-2003 ENGINES						
S120EFC	S120EC	120EFC	120EC	0"	2 1/4"	30°
S120EFA	S120EA	120EFA	120EA	0"	0"	35°
S120EFCA	S120ECA	120EFCA	120ECA	0"	2 1/4"	35°
S120EFB	S120EB	120EFB	120EB	0"	0"	40°
S120EFCB	S120ECB	120EFCB	120ECB	0"	2 1/4"	40°
FOR 1977-1985 ENGINES						
S120XF		120XF		0"	0"	30°
S120XFC	S120XC	120XFC	120XC	0"	2 1/4"	30°
S120XFA	S120XA	120XFA	120XA	0"	0"	35°
S120XFCA	S120XCA	120XFCA	120XCA	0"	2 1/4"	35°
S120XFB	S120XB	120XFB	120XB	0"	0"	40°
S120XFCB	S120XCB	120XFCB	120XCB	0"	2 1/4"	40°
FOR 1957-1976 ENGINES						
S120F		120F		0"	0"	30°
S120FA	S120A	120FA	120A	0"	0"	35°
S120FB	S120B	120FB	120B	0"	1 1/2"	40°



1977-1985
S120XC



1986-2003
S120EC



OEM Neck



Chopper Neck

SPORTSTER RIGID FRAMES



SINGLE LOOP RIGID BOBBER FRAMES FOR 1986-2003 EVOLUTION SPORTSTER ENGINES

These all-new frames feature a distinctive 1½"-diameter single loop front downtube and 1⅛"-diameter lower frame rails. These frames build great looking small, low and cool-styled "Bobbers" as well as long, lean "Choppers." You pick the size and style and Paughco will custom build it to suit your tastes. Add a Paughco Springer and you can have a very special one-of-a-kind ride! See chart below for part numbers.

SINGLE LOOP BOBBER FRAMES FOR 1986-2003 SPORTSTER ENGINES	OUT	UP	RAKE
SLP120	0"	0"	30°
SLP120-24	2"	4"	30°
SLP120-36	3"	6"	30°
SLP120A	0"	0"	35°
SLP120-24A	2"	4"	35°
SLP120-36A	3"	6"	35°
SLP120B	0"	0"	40°
SLP120-24B	2"	4"	40°
SLP120-36B	3"	6"	40°

RIGID FRAMES FOR 2004-UP SPORTSTER RUBBER-MOUNTED ENGINES

All-new "rubber mount" rigid frames for 2004 and later Sportster model drivelines. All of the OEM engine mounts simply transfer over to the frame, permitting a quick and easy build of a great-looking custom. Available in all the popular stretches and rakes. Frames feature a 1½"-diameter backbone with 1¼"-diameter downtubes, and require a special round oil tank and rear axle kit that are sold separately. See chart below for part numbers.

746RDCLR Round oil tank for 2004-up frames
26RK Chrome axle kit for 2004-up frames

RIGID FRAMES FOR 2004-UP RUBBER-MOUNTED SPORTSTER ENGINES	OUT	UP	RAKE
RS120E	0"	0"	30°
RS120E-24	2"	4"	30°
RS120E-36	3"	6"	30°
RS120EA	0"	0"	35°
RS120E-24A	2"	4"	35°
RS120E-36A	3"	6"	35°
RS120EB	0"	0"	40°
RS120E-24B	2"	4"	40°
RS120E-36B	3"	6"	40°

RUBBER MOTOR MOUNT BUSHINGS FOR 2004-UP SPORTSTERS

Perfect reproductions of the factory rubber mounts. Sold each.

741XLBF Front mount (OEM 48463-04)

741XLBR Rear mount (OEM 48492-04)

741XLBF



741XLBR





THE LTC CHOPPER (LONG TIME COMING!!)

This Sportster kit was specially-constructed from all of our best selling parts to create this jaw dropping custom Chopper. An industry first, this rolling chassis kit features a wide tire frame with 3" out and 6" up, and a 40° neck rake. A beautiful 18" over tapered leg Springer with shock and brake mounts is included, as well as the wheels, tires, front brake and rotor, headlight, handlebars, risers, oil tank, rear fender, seat and sissy bar.

LTC-KIT LTC Chopper roller

THE LB BOBBER ('LOW BUDGE')

This rolling chassis kit can be powered with a 1986 thru 2003 Evolution Sportster engine. It was designed to provide the builder a platform to assemble a bike without breaking the bank. This kit includes one of Paughco's Sportster frames, and a flawlessly chromed, stock length Springer. Additionally, you get the front caliper kit, rotor, front and rear axle kits, wheels, tires, headlight, handlebars, risers, oil tank and battery box, gas tank, rear fender, seat and sissy bar.

LB-KIT LB Bobber rolling chassis kit

45" FLATHEAD ROLLING CHASSIS KIT SHOWN WITH ADDITIONAL COMPONENTS FOR ILLUSTRATION PURPOSES ONLY



THE 45" FLATHEAD BOBBER

This rolling chassis kit is meant to be powered by a 45" Flathead engine mated to an early 4-speed Big Twin transmission. It will provide the builder a platform to assemble a bike that separates himself from the crowd, without breaking the bank. The kit includes one of Paughco's 45" frames and a flawlessly chromed, 2" under stock length Wide Springer. Additionally, you get a 3-quart barrel-style oil tank, front and rear axle kits, 16" rear and 21" front wheels, headlight with mount, Mini-Z handlebars, 3"-tall dogbone risers, gas tank, flat rear fender, seat and sissy bar.

FH-KIT 45" Bobber rolling chassis kit

TRIKE KITS

SPRINGERS & FORKS

HANDLEBARS & RISERS

LIGHTING

FRAMES & ACCESSORIES

WHEELS & BRAKES

GAS & OIL TANKS

SHEET METAL

ENGINE & ELECTRICAL

PRIMARY & DRIVETRAIN

FOOT CONTROLS

TRANSMISSION

EXHAUST

TOOLS & GENERAL

'CAPTAIN AMERICA' PARTS BY PAUGHCO



'CAPTAIN AMERICA' REPRODUCTION PARTS

Paughco has been making many of the parts found on the famous 'Captain America' bike seen in the 'Easy Rider' movie for years. Now we've put them all together in one location for you to pick and choose the ones you want to build your own version of the famous bike. From the impossible to build chrome wishbone frame to the iconic U.S. flag gas tank and unique King/Queen seat, Paughco has all the parts you need to build your own Captain. We have an original 4-speed frame for a perfect copy or even a 5-speed frame for updating to a Softtail driveline with an electric start.

ORIGINAL BIKE 4-SPEED PARTS

S127CC Chrome 4-speed Wishbone frame (3" front downtube stretch, 0" backbone stretch, 37° rake)

S127C Raw 4-speed Wishbone frame (3" front downtube stretch, 0" backbone stretch, 37° rake)

26BK Rear axle kit

218 4-speed transmission mounting plate

119CA Captain America sissy bar (chain drive)

748 Chrome oil tank

526D Chrome side-mount headlight bracket

539CA Chrome taillight mounting brackets (pair)

357 5"-tall Dog Bone risers

CTCA Chrome cross tube for risers

H31CA Special Captain America handlebars

715B Chrome upsweep headpipe set (Panheads)

606 Chrome Fishtail mufflers (sold each)

725C Exhaust clamp with tail (sold each)

753E Chrome tin inner primary

751 Chrome tin outer primary

757A Chrome derby cover with bird

758 Chrome tin inspection cover

515 Chrome chain guard



'CAPTAIN AMERICA' PARTS BY PAUGHCO

TRIKE
KITS

SPRINGERS
& FORKS

HANDLEBARS
& RISERS

LIGHTING

FRAMES &
ACCESSORIES

WHEELS
& BRAKES

GAS & OIL
TANKS

SHEET
METAL

ENGINE &
ELECTRICAL

PRIMARY &
DRIVETRAIN

FOOT
CONTROLS

TRANSMISSION

EXHAUST

TOOLS &
GENERAL



SPECIAL NOTE:

1) THE PARTS LISTED ON PAGES 104 & 105 ARE THE ONLY PARTS AVAILABLE FROM PAUGHCO TO BUILD A REPLICA OF THE CAPTAIN AMERICA MOTORCYCLE.

'MODERN UPDATED 5-SPEED' PARTS

- S127S5CC** Chrome 5-speed Wishbone frame (3" front downtube stretch, 0" backbone stretch, 37° rake)
- S127S5C** Raw 5-speed Wishbone frame (3" front downtube stretch, 0" backbone stretch, 37° rake)
- 26AK** Rear axle kit
- 119TCA** Captain America sissy bar (belt drive)
- 746ST-SPEC** Chrome oil tank
- 218A** 5-speed transmission plate
- 02-322** Triple clamps with 6° rake (1" stem)
- 142-1FS** Internal fork stop kit
- 1310** Chrome 5¾" headlight
- I31** 13"-tall Apehanger handlebars
- 716BCA** Chr. upsweep headpipe set (Shovelheads)
- 715BSTDCA** Chrome upsweep headpipe set (STD heads)
- 606SCAT** Chrome upper Fishtail muffler (sold each)
- 606SCAB** Chrome lower Fishtail muffler (sold each)
- CAMHB** Chrome exhaust hanger bracket (sold each)
- 514L** Chrome 5-speed belt guard

COMMON PARTS FOR ALL CAPTAIN BIKES

- 806CFP** Gas tank - painted with flag design
- 806CF** Gas tank - raw steel
- 800** Gas cap
- 800AR** Petcock
- 550CA** Captain America King/Queen seat
- 134CA** Chrome rear fender
- 350** Chrome 4-inch tall risers
- 359D** Riser bolts
- 406** Chrome ignition switch bracket
- 741A** Chrome top motor mount
- 360A** Chrome skid plate



FRAME ACCESSORIES



AXLE ADJUSTERS FOR HD AND PAUGHCO FRAMES

Stock replacement wheel adjusting screws for HD or Paughco frames. Set of 2 with locknuts.

143 1936–1972 HD frames and all Paughco frames



2001



1103B



1103C

SEAT POST BUSHINGS

1103B For 1936–1957 Big Twins (OEM 47583-36)

1103C For 1929–1973 45" models and Servi-Cars (OEM 47581-29)

VIBRATOR BAR

Ever wonder what those loops on your frame were for? Besides a side car, this is it. It helps keep the early HD frames from falling apart.


2001 Sold each



WELD-ON VIBRATOR BAR KIT

Easy-to-install weld-on kit to add the OEM style lower frame loops and Vibrator Bar back onto stock frames or add them to custom frames. Chrome kit comes with five-piece bar assembly and two raw steel round collars to weld onto frame.

2001W Complete kit



540B

540D

540C

SEAT T-BAR HARDWARE FOR EARLY POGO SEATS

540B Bushing and bolt (OEM 4044, 51925-37)

540C Seat post clevis pin (OEM 51918-29)

540D Clevis pin spring clip (OEM 51920-29)



E165



E166

STOCK REPLACEMENT FENDER STRUTS FOR SOFTAILS

Triple chrome-plated for 5-speed Softails from 1986–1999. They also fit all Paughco 'Easyride' frames with integral frame horns.

E165 Four hole struts for Heritage Softails and Fat Boys. Replaces OEM 59964-86 (right side) and OEM 59969-86 (left side)

E166 Six hole struts for FXST, FXSTC, FXSTS and Bad Boy. Replaces OEM 59955-86 (right side) and OEM 59954-86 (left side)



BOLT-ON RAW STEEL FENDER STRUTS

Paint, powercoat or chrome these struts. They're intended for use with Paughco frames that don't have integral frame horns for OEM-style struts.

FOR STANDARD 'EASYRIDE' FRAMES


E159 For 6"-wide fenders

FOR PAUGHCO WIDE FRAMES

E159W For 7½"-wide fenders

E160W For 8½"-wide fenders

E161W For 9"-wide fenders



540A

540

523

FENDER CLAMPS AND SEAT BRACKETS

523 Fender clamp for rigid frames (sold each) OEM 59800-36

B523 Same as Paughco #523 but gloss black (not shown)

540 Universal 1¾"-wide seat bracket

540A Universal 2¼"-wide seat bracket

CHAIN GUARDS

TRIKE
KITS

SPRINGERS
& FORKS

HANDLEBARS
& RISERS

LIGHTING

FRAMES &
ACCESSORIES

WHEELS
& BRAKES

GAS & OIL
TANKS

SHEET
METAL

ENGINE &
ELECTRICAL


PRIMARY &
DRIVETRAIN

FOOT
CONTROLS

TRANSMISSION

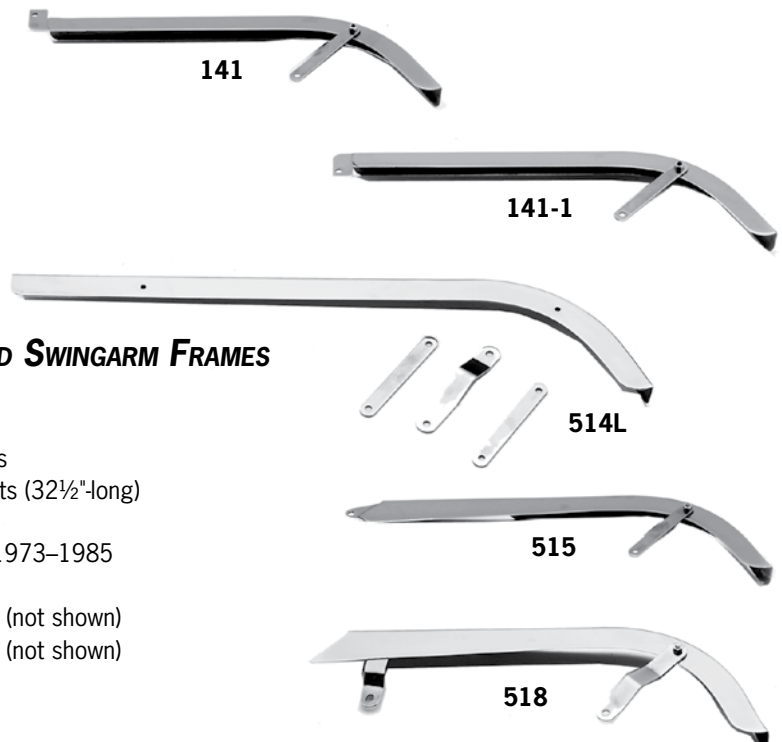
EXHAUST

TOOLS &
GENERAL



SPORTSTER CHAIN GUARDS FOR RIGID AND SWINGARM FRAMES

- 122** Fits Paughco #120 rigid Sportster frames
- 514R** Right-side universal chain guard with brackets (32½"-long)
- 516** Fits 1956–1971 kickstart XLCH (OEM's 60308-70, 60303-56)
- 517** Fits 1967–1971 electric start XLH models (OEM 60308-67)
- 517A** Fits 1967–1978 XLH and 1970–1978 XLCH electric start models (OEM 60344-72)
- 517B** Fits all 1979–1981 kickstart XL, XLCH and XLS models (OEM 60375-79)



CHAIN GUARDS FOR BIG TWIN RIGID AND SWINGARM FRAMES AND PAUGHCO 'EASYRIDE' FRAMES

- 141** Fits rigid frames with aluminum primaries
- 141-1** Fits 'Easyride' frames with chain final drives
- 514L** Left-side universal chain guard with brackets (32½"-long)
- 515** Fits Paughco or early HD rigid frames
- 518** Fits all 4-speed swingarm Big Twins from 1973–1985 (except Softails)
- B515** Same as Paughco #515 but in gloss black (not shown)
- B518** Same as Paughco #518 but in gloss black (not shown)

SHOCK STUDS & FRAME STRUTS



315



319



316



320



317



321



318



323



322



324

SHOCK STUDS FOR BIG TWINS AND SPORTSTERS


Cadmium-plated and sold in pairs.

UPPER SHOCK STUDS


- 322** Fits 1958–1966 Big Twins (OEM 54515-58A)
- 315** Fits 1967–1972 Big Twins (OEM 54515-67)
- 317** Fits 1973–1986 Big Twins (OEM 54515-73)
- 316** Fits 1956–1974 Sportsters (OEM 54515-56B)
- 318** Fits 1975–1978 Sportsters (OEM 54515-75)
- 319-1** Fits 1975–1978 Sportsters. Special studs for use with 1/2" hole replacement struts (Paughco #'s 313A, 313C, and 313D). Will not work with shocks

LOWER SHOCK STUDS


- 321** Fits 1958–1965 Big Twins (OEM 54517-58)
- 323** Fits 1965–1967 Big Twins (OEM 54517-65)
- 324** Fits 1967–1972 Big Twins (OEM 54517-67)
- 320** Fits 1956–1974 Sportsters (OEM 54516-72)
- 319** Fits 1975–1978 Sportsters (OEM 54516-75)




313




313A



313B



313C



313D

CHROME REPLACEMENT STRUTS FOR BIG TWIN AND SPORTSTER SWINGARM FRAMES

Replaces the shocks on swingarm Big Twin and Sportster frames. They are required to provide the necessary clearance for the rear pipe on some swingarm Sportster exhaust sets (Paughco #'s 719B2, 719B2AS, 719B2FS and 719B2SS).

REPLACEMENT STRUTS FOR EARLY MODELS

Replaces shocks on early model Big Twins and stock 1957–1974 swingarm Sportster frames. Use with shock studs #316 and #320 to install (see elsewhere on this page).

313 12" eye-to-eye with 5/8" hole diameters

313B 13" eye-to-eye with 5/8" hole diameters

REPLACEMENT STRUTS FOR LATE MODELS

Replaces shocks on late model Big Twins and stock 1975–1978 swingarm Sportster frames. On Big Twins, mount these struts with the year-appropriate studs (see elsewhere on this page). On Sportsters, mount these struts with one pair of Paughco #319 lower shock studs and one pair of Paughco #319-1 upper shock studs (see elsewhere on this page).

313A 13" eye-to-eye with 1/2" hole diameters


313C 12" eye-to-eye with 1/2" hole diameters

313D 11" eye-to-eye with 1/2" hole diameters





WHEELS AXLES & BRAKES



40-SPOKE WHEELS	110-111, 114
80-SPOKE WHEELS	112-115
AXLE KITS & PARTS	116-123
DISC/HYDRAULIC BRAKE PARTS	125-128
HUB CAPS/BRAKE DRUM COVERS	127-128
MECHANICAL BRAKE PARTS	127
PAUGHCO SPRINGER AXLE KITS	116-118
RIMS	111

CHROME 40-SPOKE WHEEL ASSEMBLIES



CHROME 40-SPOKE WHEEL ASSEMBLIES

Paughco continues to add to its spoke wheel program to help you build or enhance your perfect ride! These affordable 40-spoke assemblies feature chrome spokes and a chrome steel hub with custom hubcaps to hide the mounting hardware. They're designed for pre-2000 applications with Timken bearings. The bearings are pre-set at the factory and ready for installation.

DISC BRAKE FRONT WHEELS

225-S40F 16" x 3.00" for single disc Dyna Wide Glides, FX Softails (except H-D Springer models) and 4-speed FXWG from 1984 thru 1999, as well as all Paughco Wide Springers when using a single disc brake

226-S40F 19" x 2.50" for single or dual disc narrowglide forks from 1984 thru 1999, and all Paughco Narrow Springers when using a single disc brake

250-S40F 21" x 2.15" for single or dual disc narrowglide forks from 1984 thru 1999, and all Paughco Narrow Springers when using a single disc brake

249-S40F 21" x 2.15" for dual disc 4-speed FXWG models from 1980 thru 1983, as well as all Paughco Wide Springers when using dual disc brakes

231-S40F 21" x 2.15" for single disc Dyna Wide Glides, FX Softails (except H-D Springer models) and 4-speed FXWG from 1984 thru 1999, as well as all Paughco Wide Springers when using a single disc brake

DISC BRAKE REAR WHEELS

225-S40R 16" x 3.00" for most 1973 thru 1985 Sportster models and Big Twins with disc brakes (except Touring models)

246-S40R 16" x 3.00" for most 1986 thru 1999 Sportster models and Big Twins (except Touring models)

227-S40R 18" x 3.50" for most 1973 thru 1999 Sportster models and Big Twins with disc brakes (except Touring models) see Special Note

226-S40R 16" x 5.50" for most custom 180/200 wide tire applications on Big Twins or Sportster models. Sprocket/pulley side flange is moved out .875" from stock for belt clearance

228-S40R 18" x 5.50" for most custom 180/200 wide tire applications on Big Twins or Sportster models. Sprocket/pulley side flange is moved out .875" from stock for belt clearance

PULLEY SPACER

225-SPR Chrome spacer required when installing Paughco #227-S40R rear wheel on 1986-1999 models (OEM 40932-81)



231-S40F



250-S40F



227-S40R

SPECIAL NOTE:

1) 227-S40R WHEN INSTALLED ON 1986 THRU 1999 MODELS WILL REQUIRE THE USE OF OUR PULLEY SPACER PAUGHCO #225-SPR (OEM 40932-81) WHICH MUST BE PURCHASED SEPARATELY.



POWDERCOATED 40-SPOKE WHEEL ASSEMBLIES

TRIKE
KITS

SPRINGERS
& FORKS

HANDLEBARS
& RISERS

LIGHTING

FRAMES &
ACCESSORIES

WHEELS
& BRAKES

GAS & OIL
TANKS

SHEET
METAL

ENGINE &
ELECTRICAL

PRIMARY &
DRIVETRAIN

FOOT
CONTROLS

TRANSMISSION

EXHAUST

TOOLS &
GENERAL

SPECIAL NOTE:

1) INSTALLATION OF 16" x 3.00" REAR WHEELS ON 1986-1999 MODELS REQUIRES THE USE OF OUR PULLEY SPACER #225-SPR (OEM 40932-81) WHICH IS SOLD SEPARATELY.



POWDERCOATED 40-SPOKE WHEEL ASSEMBLIES

These affordable 40-spoke assemblies look great on 'old school' bikes, and feature chrome spokes and a chrome steel hub with custom powdercoated hubcaps to hide the mounting hardware. They're designed for pre-2000 applications with Timken bearings. The bearings are pre-set at the factory and ready to install.

DISC BRAKE FRONT WHEELS FOR NARROW GLIDE FORKS

Fit single or dual disc narrowglide forks from 1984 thru 1999, and all Paughco Narrow Springers with a single disc brake.

250-S40FB Black 21" x 2.15" wheel

250-S40FR Red 21" x 2.15" wheel

DISC BRAKE FRONT WHEELS FOR WIDE GLIDE FORKS

Fit single disc Dyna Wide Glide, FX Softails (except H-D Springer models) and 4-speed FXWG models from 1984 thru 1999. Also fit Paughco Wide Springers when using a single disc brake.

225-S40FB Black 16" x 3.00" wheel

225-S40FR Red 16" x 3.00" wheel

231-S40FB Black 21" x 2.15" wheel

231-S40FR Red 21" x 2.15" wheel

DISC BRAKE REAR WHEELS

Fit most Sportster models and Big Twins with disc brakes (except Touring models) from 1973 thru 1999 (see Special Note)

225-S40RB Black 16" x 3.00" wheel

225-S40RR Red 16" x 3.00" wheel

Custom rear wheels for 180/200 wide tire applications on Sportsters or Big Twins with disc brakes (except Touring models) from 1973 thru 1999. The sprocket/pulley-side flange is moved out .875" from stock for belt clearance.

226-S40RB Black 16" x 5.50" wheel

226-S40RR Red 16" x 5.50" wheel

228-S40RB Black 18" x 5.50" wheel

228-S40RR Red 18" x 5.50" wheel

SPOKE DROP CENTER RIMS

High-quality replacement rims in the popular sizes for most Harley models. Available with chrome or gloss black powdercoated finishes.

225RC 16" x 3.00" chrome

225RB 16" x 3.00" gloss black

227RC 18" x 3.50" chrome

227RB 18" x 3.50" gloss black

231RC 21" x 2.15" chrome

231RB 21" x 2.15" gloss black



80-SPOKE WHEELS FOR SPORTSTERS & TWIN CAM BIG TWINS



06-183

06-188

06-184



06-188

CHROME 80-SPOKE WHEEL ASSEMBLIES FOR LATE SPORTSTERS AND TWIN CAM BIG TWIN MODELS

- 80-spoke design with chrome 6/8 gauge round spokes and custom nipples
- Chromed steel rims
- Chrome, forged billet hubs with diamond facets
- 3/4" or 1" sealed wheel bearings with center spacers pre-installed
- Include a rim strip for tube-type applications only

FRONT WHEELS FOR TWIN CAM BIG TWINS (EXCEPT TOURING MODELS)

- 06-184** 16" x 3.50" single disc for 2000–2006 FL Softails (except Springers)
06-186 18" x 3.50" single disc for 2000–2006 FL Softails (except Springers)
06-188 21" x 2.25" single disc for 2000–2006 FX Softails and Dyna Wide Glides (except Springer models and 2006 Dyna Wide Glides)

REAR WHEELS FOR LATE SPORTSTER MODELS AND TWIN CAM BIG TWINS (EXCEPT TOURING MODELS)

- 06-181** 16" x 3.50" for all 2005–2007 Sportster models (1" axle)
06-183 18" x 3.50" for all 2005–2007 Sportster models (1" axle)
06-185 16" x 3.50" for all 2000–2004 Sportsters, 2000–2005 Dynas and 2000–2002 Softails (except Deuce and FLSTS)
06-187 18" x 3.50" for all 2000–2004 Sportsters, 2000–2005 Dynas and 2000–2002 Softails (except Deuce and FLSTS)
06-189 16" x 3.50" for 2003–2007 Softails (except Deuce and 2006–2007 Softail models with 17" x 6" cast rear wheels)
06-190 18" x 3.50" for 2003–2007 Softails (except Deuce and 2006–2007 Softail models with 17" x 6" cast rear wheels)



06-183



80-SPOKE CUSTOM WHEELS FOR TWIN CAM TOURING MODELS

CHROME AND BLACK 80-SPOKE WHEELS FOR 2000-UP TOURING MODELS

- 6/8 gauge round or twisted chrome spokes and custom nipples
- Chrome or black steel rims with chrome or black billet hubs with special CNC-machined facets (see photo on facing page)
- Silicone sealed spoke wells permit the use of tubeless tires and each wheel includes a chrome valve stem
- Wheels require the use of 2000-up brake rotors and pulleys
- Check fender clearance – installation may require raising some OEM front fenders or replacing with taller aftermarket fenders



06-182



16-120



06-109



FRONT WHEELS FOR 2000-2007 TOURING MODELS

Each wheel includes a set of wheel bearings and center spacers.

CHROME BLACK

- 06-180 n/a 16" x 3.50" dual disc with round spokes
 06-182 n/a 18" x 3.50" dual disc with round spokes
 06-106 16-120 21" x 3.50" dual disc with twisted spokes
 06-107 16-121 21" x 3.50" dual disc with round spokes

FRONT WHEELS FOR 2008-2015 TOURING MODELS

Includes center spacers, one 25mm ABS-type sealed bearing, one standard-type sealed bearing, and a special axle spacer for non-ABS models.

CHROME BLACK

- 06-108 16-122 21" x 3.50" dual disc with twisted spokes
 06-109 16-123 21" x 3.50" dual disc with round spokes

REAR WHEELS FOR 2000-2007 TOURING MODELS

Includes center spacers and one set of 3/4"-diameter standard-type sealed bearings for 2000–2001 Touring models, and one set of 1"-diameter standard-type sealed bearings for 2002–2007 Touring models.

CHROME BLACK

- 16-125 16-126 16" x 3.50" with twisted spokes
 06-181 16-124 16" x 3.50" with round spokes
 06-183 n/a 18" x 3.50" with round spokes

CUSH DRIVE REAR WHEELS FOR 2009-2015 TOURING MODELS

Wheels feature billet CNC aluminum bolt-on cush drive housings that include five oversized alignment dowels and five flathead sockethead screws. They include 25mm ABS-type sealed bearings and one special axle spacer for non-ABS models.

CHROME BLACK

- 16-110 16-116 16" x 5.5" with round spokes
 16-111 16-117 16" x 5.5" with twisted spokes
 16-112 16-118 18" x 5.5" with round spokes
 16-113 16-119 18" x 5.5" with twisted spokes



16-119



16-113

CUSTOM 40-SPOKE & 80-SPOKE WHEEL ASSEMBLIES



236SH

236BRS

CUSTOM 'NARROW' STAR HUBS AND 21" FRONT WHEEL ASSEMBLIES

All new from Paughco with help from LA Speed Shop, these exclusive "Narrow" Star Hubs feature 3/4" sealed roller bearings installed in a special narrower-than-stock hub for narrow fork applications. They have the old school look that custom builders want, but now have the ability to work on 3/4" axles for most narrow Paughco Springers and narrow glide OEM forks. Paughco also designed a simple billet disc rotor spacer that bolts on using stock brake drum lug nuts that permits the use of 2000-up 11.5"-diameter brake rotors and small custom calipers. These Star Hubs are available separately in chrome or black paint as well as in 40-spoke 21" x 2.15" complete wheel assemblies with your choice of chrome or black finishes. A great finishing touch on any custom bike build.

236SH	Chrome narrow Star Hub ONLY
236SHB	Black narrow Star Hub ONLY
236-S40F	Chrome 21" x 2.15" wheel assembly
236-S40FB	Black 21" x 2.15" wheel assembly
236BRS	Polished billet brake rotor spacer

80-SPOKE 21" CUSTOM FRONT WHEEL ASSEMBLIES FOR 2000-UP HERITAGE SOFTAIL AND FAT BOY MODELS

- 80-spoke design with 6/8 gauge round or twisted spokes and custom nipples
- Chrome or black rims with chrome or black billet hubs with special CNC-machined facets
- Silicone-sealed spoke wells permit use of tubeless tires and each wheel includes a chrome valve stem
- 2000 thru 2006 wheels include both 3/4" and 1" sealed wheel bearings and center spacers
- 2007-up wheels have 25mm bearings.... one ABS and one standard bearing. Include a special spacer for non-ABS applications
- Check fender clearance – may require raising some OEM fenders or replacing with taller aftermarket fenders

FIT 2000–2006 HERITAGE SOFTAIL AND FAT BOY MODELS (EXCEPT SPRINGERS)

CHROME	BLACK	
16-127	16-131	21" x 3.5" with twisted spokes
16-128	16-132	21" x 3.5" with round spokes

FIT 2007–2015 HERITAGE SOFTAIL AND FAT BOY MODELS (EXCEPT SPRINGERS)

CHROME	BLACK	
16-129	16-133	21" x 3.5" with twisted spokes
16-130	16-134	21" x 3.5" with round spokes

80-SPOKE WHEEL ASSEMBLIES FOR CUSTOM APPLICATIONS



CHROME 80-SPOKE WHEELS FOR CUSTOM APPLICATIONS

- 6/8 gauge round or twisted chrome spokes with custom nipples
- Chrome steel rims and chrome billet hubs with special CNC-machined facets
- Silicone sealed spoke wells permit the use of tubeless tires and each wheel includes a chrome valve stem
- Wheels require the use of 2000-up brake rotors and pulleys
- Check fender clearance – installation may require raising some OEM front fenders or replacing with taller after-market fenders



SINGLE DISC FRONT WHEELS

Each wheel includes 3/4" and 1" sealed wheel bearings and center spacers that permit you to fit it to wide range of custom applications.

06-105 21" x 3.50" with round spokes

06-104 21" x 3.50" with twisted spokes

REAR WHEELS

Each wheel includes 3/4" and 1" sealed wheel bearings and center spacers that permit you to fit it to wide range of custom applications. 5.75"-wide rear wheels have three bearings (two on the drive side for extra support).

06-150 18" x 5.50" with round spokes

06-151 18" x 5.50" with twisted spokes

06-170 18" x 5.75" with round spokes

06-171 18" x 5.75" with twisted spokes




CHROME 80-SPOKE ALUMINUM WHEEL

This high-quality 80-spoke wheel will bring your custom bike to life. It features a chrome, forged aluminum hub, chrome spokes and a chrome rim. It comes with Timken bearings ready for installation, and fits single disc Dyna Wide Glides, FX Softails (except H-D Springer models) and 4-speed FXWG models from 1984 thru 1999, as well as all Paughco Wide Springers (when using the appropriate Paughco axle kit).

232-A80F 21" x 2.15" with round spokes



AXLE KITS FOR PAUGHCO SPRINGERS



**186A2****186A2DD**

AXLE KITS FOR PAUGHCO WIDE HALF-ROUND SPRINGERS

These 3/4"-diameter axle kits are intended for use with Paughco's 181 Wide Springers (see pages 30 and 35), and will let you adapt a wide variety of wheel and caliper packages (see pages 112 thru 116 and page 128) to these fork assemblies. They include all required spacers and nuts.

186A2 For use with single disc 1984–1999 FXST Softail hubs with OEM bearing spacers removed (other hubs may require different spacing). Use with Paughco #'s 184LK-11 or 184RK-11 caliper kits (sold separately)

186A2DD For use with 1973–1984 4-speed FL, and 1980–1983 dual disc FXWG hubs with OEM bearing spacers removed (other hubs may require different spacing). Use with Paughco #'s 184LK-11 and 184RK-11 caliper kits (sold separately)

**N187-1****N187SD**

AXLE KITS FOR PAUGHCO NARROW SPRINGERS

These 3/4"-diameter axle kits are intended for use with all Paughco Narrow Springers (see pages 30, 32 and 35), and will let you adapt a wide variety of wheel and caliper packages (see pages 112 thru 113 and page 128) to these fork assemblies. They include all required spacers and nuts.

N187-1 For single or dual flange wide hub wheels when no brakes or speedometer drive are required

N187SD For use with single disc 1984–1999 FX/XL Narrow Glide aluminum hubs with OEM bearing spacers removed (other hubs may require different spacing). Use with Paughco #'s 184LK-11 or 184RK-11 caliper kits (sold separately)



AXLE KITS FOR PAUGHCO SPRINGERS




N186-1



N186A1



N186A2



N186A2DD

AXLE KITS FOR PAUGHCO WIDE TAPERED REAR LEG SPRINGERS

These 3/4"-diameter axle kits are intended for use with Paughco's popular N181 and NS181 Springers (see pages 31 and 33 thru 34), and will let you adapt a wide variety of wheel and caliper packages (see pages 112 thru 116 and 128) to these fork assemblies. They include all required spacers and nuts.

N186-1 For single or dual flange wide hub wheels when no brakes or speedometer drive are required

N186A1 For single or dual flange wide hub wheels when used with Performance Machine's 125X2 calipers in single or dual disc applications. There is no provision for a speedometer drive

N186A2 For use with single disc 1984-1999 FXST Softail hubs with OEM bearing spacers removed (other hubs may require different spacing). Use with Paughco #'s 184LK-11 or 184RK-11 caliper kits (sold separately)

N186A2DD For use with 1973-1984 4-speed FL, and 1980-1983 dual disc FXWG hubs with OEM bearing spacers removed (other hubs may require different spacing). Use with Paughco #184LK-11 and #184RK-11 caliper kits (sold separately)

N186B1 For use with single disc 1984-1999 FXST Softail hubs and the OEM Springer caliper mount (shown for illustration purposes only – not included)



N186B1

FRONT AXLE KITS & SPACERS FOR SPRINGERS & WIDE GLIDES



AXLE KITS AND SPACERS FOR PAUGHCO SPRINGER FRONT FORKS

A nice selection of axle kits, spacers and nuts for many Paughco Springer front ends.

3/4"-DIAMETER AXLE KITS

Include spacers and nuts.

186-1 Fits Wide Springers with single or dual flange wide hub with no brakes or speedometer drive (12" overall length).
Order axle kit #186 for 5/8" rockers

186A1 Fits single or dual disc Performance Machine 125X2-series calipers. Not intended for use with speedometer drive. Order axle kit #186A for 5/8" rockers

186B1 Fits 1984-1999 stock Softail single disc brake caliper. Order axle kit #186B for 5/8" rockers

AXLE SPACERS

Sold in pairs.

33C Fits Paughco Narrow Springer axle #187

33C1 Fits Paughco Wide Springer axle #186

33C2 Adapts a 3/4" wheel to a 5/8" axle

33C3 Fits Paughco Narrow Springer axle #187-1

33C4 Fits Paughco Wide Springer axle #186-1

FRONT AXLE NUTS

Sold each.

32F Fits Paughco 5/8"-diameter Springer axles

32F1 Fits Paughco 3/4"-diameter Springer axles

33C2



33C3



32F



32F1



33C4



33C



33C1



186-1



186A1



186B1



187-1



AXLE COMPONENTS FOR HD FRONT FORKS

32C Flat washer for Paughco #'s 27, 27A, 27B, 27C and 28 axles (OEM's 6591 and 6590HW) see facing page

32C1 Lockwasher for Paughco #'s 27B and 27C axles (OEM 7068) see facing page

32C2 Lockwasher for Paughco #29 axle. Fits early Sportsters (OEM 7067) see facing page

33B Stock Springer front axle spacer for 1936-1948 EL, FL, UL models (OEM 43884-36)

FRONT AXLE NUTS

32A Fits Paughco #37-series sleeves (OEM 43886-30)

32B Fits Paughco #'s 27, 27A and 28 axles (OEM 7923) see facing page

32B1 Fits Paughco #'s 27B and 27C axles (OEM 7845) see facing page

32D Fits Paughco #29 axle on early Sportsters (OEM 43886-52) see facing page

FRONT AXLE SLEEVES

37 Brake side front axle sleeve for 1949-1966 EL and FL models (OEM 43882-48)

37A Fits 1936-1948 EL, FL, UL models (OEM 43882-36)

37B Fits 1967-1972 FL models (OEM 43882-67)



32A



32B



32B1

32C



32C1



32C2



37B



33B



32D



37



37A

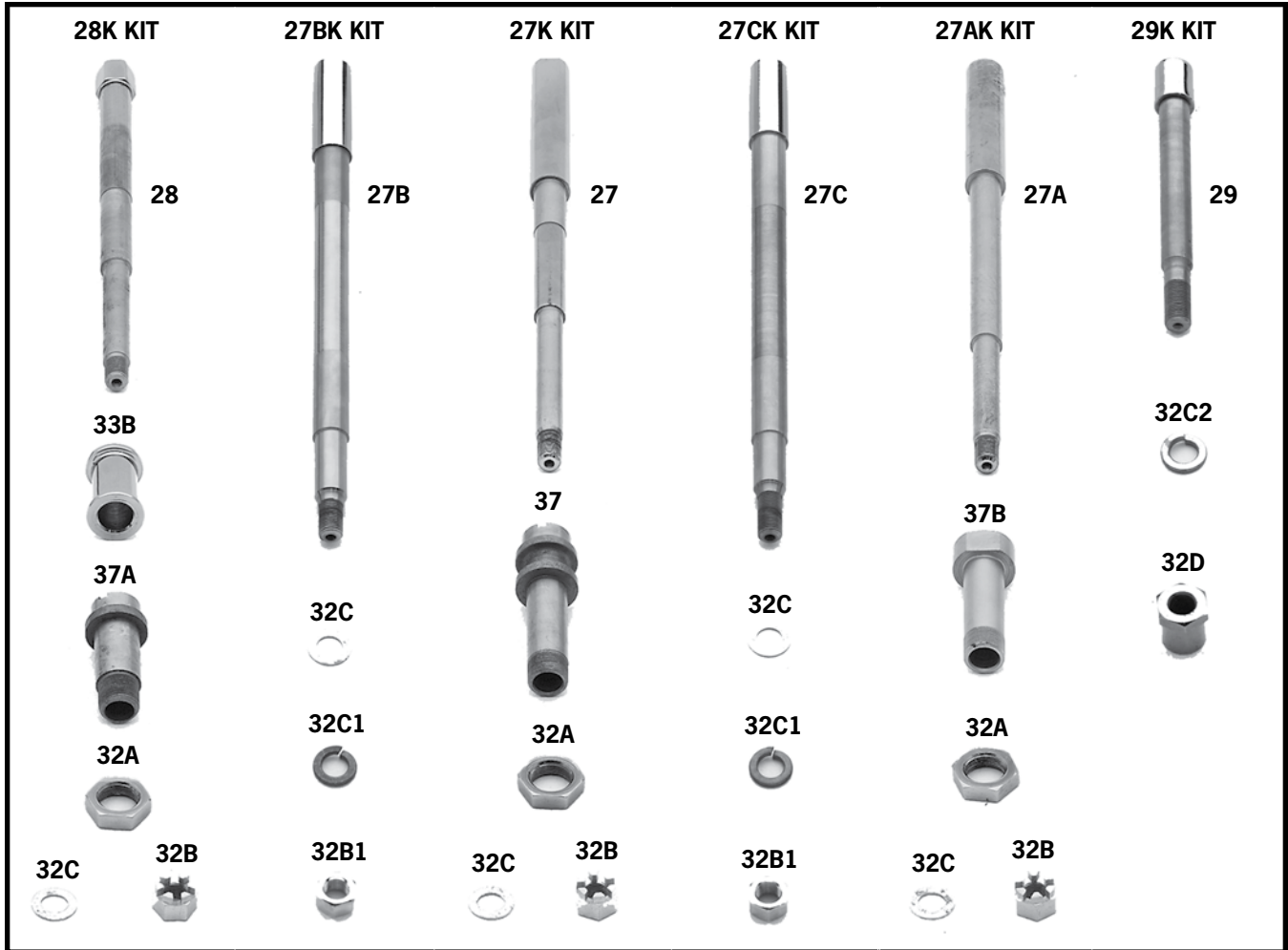


FRONT AXLE KITS & COMPONENTS

AXLE KITS AND SPACERS FOR HD FRONT FORKS

A nice selection of axle kits and components for HD Springer and hydraulic front ends.

- 28K** Fits 1936-1948 EL, FL and UL models
- 27K** Fits 1949-1966 EL and FL models
- 27AK** Fits 1967-1972 FL models
- 27BK** Fits 1973-1980 4-speed FL and 1980-1983 FXWG models
- 27CK** Fits 1981-1984 4-speed FL, 1984-2003 FXWG, FXST, FXSTB, FXSTC, FXDWG and 1983-1999 5-speed Touring models
- 29K** Fits 1952-1972 XL and K-models, and 1971-1972 FX models



KIT	INCLUDES THESE PARTS						
	Axle	Spacer	Sleeve	Sleeve Nut	Flat Washer	Lock Washer	Axle Nut
28K	28 OEM 43872-36	33B OEM 43884-36	37A OEM 43882-36	32A OEM 43886-30	32C OEM 6591 & 6590HW		32B OEM 7923
27K	27 OEM 43875-48		37 OEM 43882-48	32A OEM 43886-30	32C OEM 6591 & 6590HW		32B OEM 7923
27AK	27A OEM 43875-67		37B OEM 43882-67	32A OEM 43886-30	32C OEM 6591 & 6590HW		32B OEM 7923
27BK	27B OEM 43875-73				32C OEM 6591 & 6590HW	32C1 OEM 7068	32B1 OEM 7845
27CK	27C OEM 43346-83				32C OEM 6591 & 6590HW	32C1 OEM 7068	32B1 OEM 7845
29K	29 OEM 43871-52					32C2 OEM 7067	32D OEM 43886-52

REAR AXLE SPACERS & HARDWARE



AXLE SPACERS AND HARDWARE FOR HD AND PAUGHCO OEM-STYLE AXLES

A nice selection of OEM reproduction axle components for HD or Paughco axles. Sold each.

- 31** Heat treated, chrome rear axle lockwasher for 1936–up Big Twins (OEM 41603-32)
- 32** Rear axle nut (OEM 7980 or 7986)
- 33** Chrome rear axle spacer for 1936–1957 Big Twins (OEM 41595-36)
- 33A** Chrome rear axle spacer for 1958–1966 Big Twins (OEM 41595-58)
- 33E1** Chrome rear axle spacer for 1967–1972 Big Twins (OEM 41595-67)
- 34** Left-side rear axle sleeve for 1936–1957 Big Twins with mechanical drum brake (OEM 41600-36)
- 34A** Left-side rear axle sleeve for 1958–1962 Big Twins with hydraulic drum brake (OEM 41600-58)
- 34A1** Rear axle sleeve washer for 1958–1962 Big Twins (OEM 41596-58)
- 34B** Left-side rear axle sleeve for 1963–1966 Big Twins with hydraulic drum brake (OEM 41600-63)
- 34B1** Rear axle spacer for 1963–1972 Big Twins (OEM 41596-63)
- 34C** Left-side rear axle sleeve for 1967–1972 Big Twins with hydraulic drum brake (OEM 41600-67)
- 35** Rear axle collar (OEM 41596-30)
- 36** Rear sleeve nut (OEM 8095)



AXLE SPACERS AND HARDWARE FOR PAUGHCO AXLES

Most of these components are included with Paughco axle kits. Sold each unless stated otherwise.

LEFT-SIDE AXLE SPACERS

- 33D** Fits Paughco #26 axle. Maintains proper spacing for disc brake on our early rigid frames. In some cases the caliper bracket must be cut to thickness (1⁵/₁₆" overall width)
- 33D1** Fits Paughco #26A axle. Maintains proper spacing for most rear belt drive pulleys (2³/₄" overall width)
- 33D2** Fits Paughco #26B axle. Maintains proper spacing for slightly wider rigid frames (1¹³/₁₆" overall width)
- 33D3** Fits Paughco #s 26W and 26X axles. Maintains proper spacing for Paughco wide rigid and extra-wide rigid frames (3¹/₂" overall width)
- 33D4** Fits Paughco #24 axle. Maintains proper spacing for Paughco Easyride frames (1¹/₄" overall width)
- 33D5** Fits Paughco #s 24W and #25W axles. Maintains proper spacing for Paughco wide FXR and Easyride frames (2" overall width)
- 33D6** Fits Paughco #25 axle. Maintains proper spacing for chain drive swingarm frames with disc brakes (1¹/₄" overall width)
- 33D7** Fits Paughco #25A axle. Maintains proper spacing for belt drive swingarm frames with disc brakes (1¹/₈" overall width)

HARDWARE

- 33D8** Rear axle adjusting spacers for Paughco #s 24, 24W, 24K and 24WK axles (OEM 47577-86) sold in pairs
- 39** Flat washer for rigid frame disc brake axles (OEM 6655)
- 40** Lock washer for axles (OEM 7022)

REAR AXLE KITS & COMPONENTS

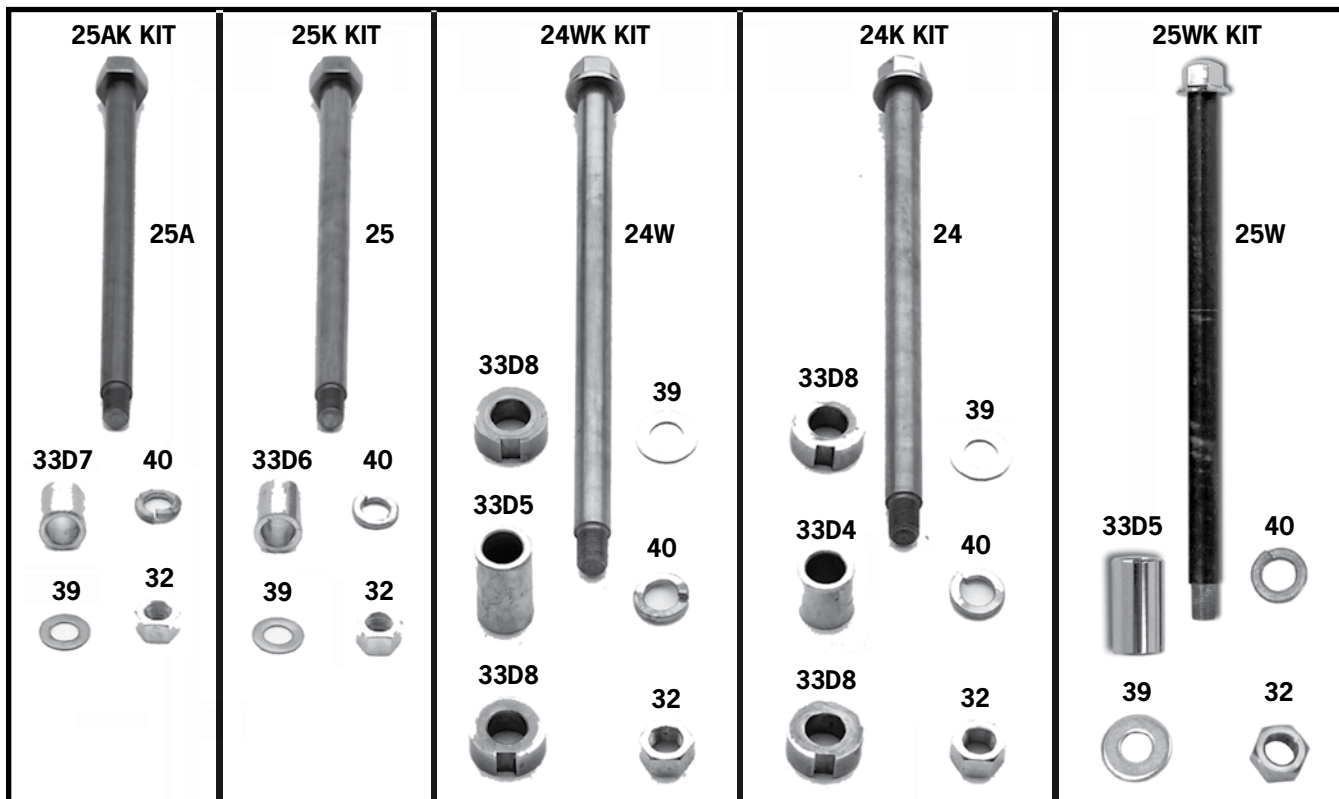
REAR AXLE KITS AND COMPONENTS FOR PAUGHCO AND HD SWINGARMS

A nice selection of 3/4"-diameter axle kits and components for many stock HD swingarms, and Paughco 'Easyride' swingarms.

- 25AK** Fits belt drive swingarms with disc brakes. Also fits Paughco #153 belt drive swingarm and #153R or #153RC FXR swingarms (12⁷/₁₆"-long)
- 25K** Fits chain drive swingarms with disc brakes (12"-long)
- 24WK** Fits Paughco wide 'Easyride' swingarms except Twin Cam (12³/₄"-long)
- B24WK** Fits Paughco wide Twin Cam 'Easyride' swingarms (not shown)
- 24K** Fits Paughco 'Easyride' swingarms except Twin Cam (12"-long)
- B24K** Fits Paughco Twin Cam 'Easyride' swingarms (not shown)
- 24XK** Fits Paughco extra-wide 'Easyride' swingarms (not shown)
- 25WK** Fits Paughco #153RW and #153RCW wide swingarms for FXR rubber mount models (13¹/₄"-long)



SPECIAL NOTES:
1) AXLE LENGTHS ARE MEASURED FROM THE BOTTOM OF THE NUT TO THE END OF THE THREADS.



KIT	INCLUDES THESE PARTS					
	Axle	Axle Spacer	Axle Adjusting Spacers	Flat Washer	Lock Washer	Axle Nut
25AK	25A OEM 41580-79	33D7 OEM 41592-79		39 OEM 6655	40 OEM 7022	32 OEM 7980 OR 7986
25K	25 OEM 41552-73	33D6 OEM 41595-73		39 OEM 6655	40 OEM 7022	32 OEM 7980 OR 7986
24WK	24W	33D5	33D8 (sold in pairs) OEM 47577-86	39 OEM 6655	40 OEM 7022	32 OEM 7980 OR 7986
24K	24 OEM 41110-79	33D4 OEM 41595-86	33D8 (sold in pairs) OEM 47577-86	39 OEM 6655	40 OEM 7022	32 OEM 7980 OR 7986
24XK	24X		33D8 (sold in pairs) OEM 47577-86	39 OEM 6655	40 OEM 7022	32 OEM 7980 OR 7986
25WK	25W	33D5		39 OEM 6655	40 OEM 7022	32 OEM 7980 OR 7986

	Axle	Axle Spacer	Axle Adjusting Spacers	Axle Spacer	Flat Washer	Cotter Pin	Axle Nut
B24WK	B24W1	33B5	33D8-1 (sold in pairs) OEM 47577-00	33B4	39-1 OEM 5756	31A OEM 508	32-1 OEM 7987
B24K	B24-1 OEM 41110-79A	33B3 OEM 41595-00	33D8-1 (sold in pairs) OEM 47577-00	33B2 OEM 43654-00	39-1 OEM 5756	31A OEM 508	32-1 OEM 7987

TRIKE KITS
 SPRINGERS & FORKS
 HANDLEBARS & RISERS
 LIGHTING
 FRAMES & ACCESSORIES
 WHEELS & BRAKES
 GAS & OIL TANKS
 SHEET METAL
 ENGINE & ELECTRICAL
 PRIMARY & DRIVETRAIN
 FOOT CONTROLS
 TRANSMISSION
 EXHAUST
 TOOLS & GENERAL

REAR AXLE COMPONENTS FOR EARLY HD FRAMES & SWINGARMS



REAR AXLES AND COMPONENTS FOR EARLY HD RIGID FRAMES AND SWINGARMS

A nice selection of 3/4"-diameter axles and components for many stock HD swingarms, and 1936-1957 HD rigid frames.

FOR 1936-1957 RIGID FRAMES AND WHEELS

- 30K** Complete kit
- 30** Axle (OEM 41552-36)
- 33** Spacer (OEM 41595-36)
- 34** Sleeve (OEM 41600-36)
- 35** Collar (OEM 41596-30)
- 36** Sleeve nut (OEM 8095)
- 31** Lockwasher (OEM 41603-32)
- 32** Nut (OEM 7986 OR 7980)

FOR 1958-1962 SWINGARMS AND WHEELS

- 30K1** Complete kit
- 30** Axle (OEM 41552-36)
- 33A** Spacer (OEM 41595-58)
- 34A** Sleeve (OEM 41600-58)
- 34A1** Spacer (OEM 41596-58)
- 35** Collar (OEM 41596-30)
- 36** Sleeve nut (OEM 8095)
- 31** Lockwasher (OEM 41603-32)
- 32** Nut (OEM 7986 OR 7980)

FOR 1963-1966 SWINGARMS AND WHEELS

- 30K2** Complete kit
- 30** Axle (OEM 41552-36)
- 33A** Spacer (OEM 41595-58)
- 34B** Sleeve (OEM 41600-63)
- 34B1** Spacer (OEM 41596-63)
- 35** Collar (OEM 41596-30)
- 36** Sleeve nut (OEM 8095)
- 31** Lockwasher (OEM 41603-32)
- 32** Nut (OEM 7986 Or 7980)

FOR 1967-1972 SWINGARMS AND WHEELS

- 30AK** Complete kit
- 30A** Axle (OEM 41552-67)
- 33E1** Spacer (OEM 41595-67)
- 34C** Sleeve (OEM 41600-67)
- 34B1** Spacer (OEM 41596-63)
- 35** Collar (OEM 41596-30)
- 36** Sleeve nut (OEM 8095)
- 31** Lockwasher (OEM 41603-32)
- 32** Nut (OEM 7986 or 7980)

30K KIT
1936-1957



30

30K1 KIT
1958-1962




30

30K2 KIT
1963-1966



30

30AK KIT
1967-1972



30A



33



33A



33A



33E1



34



34A



34B



34C



35



34A1



34B1



34B1



36



35



35



35



31



36



36



36



32



31



31



31



32



32



32



32



REAR AXLE KITS & COMPONENTS


REAR AXLE KITS AND COMPONENTS FOR PAUGHCO RIGID FRAMES

3/4"-diameter axle kits and components for most Paughco Sportster and Big Twin rigid frames.

- 26RK** Fits Paughco RS120E-series rigid frames with disc brakes for 2004-up rubber-mounted Sportster engines (not shown)
- 26CK** Fits Paughco rigid frames with drum brakes and stock swingarms on 1952 thru 1978 Sportsters (not shown)
- 26K** Fits Paughco rigid Sportster frames with disc brakes and rigid Big Twin mechanical brake frames (10¹³/₁₆"-long)
- 26AK** Fits Paughco rigid frames with rear belt drive and disc brakes (12"-long)
- 26BK** Fits Paughco rigid Big Twin frames with rear chain drive (9¹/₄" between the axle plates is needed) 10¹³/₁₆"-long
- 26SWK** Fits Paughco Swedish wide rigid Sportster frames with disc brakes (12"-long) not shown
- 26WK** Fits Paughco custom wide rigid frames (12³/₄"-long)
- 26XK** Fits Paughco custom extra-wide rigid frames (14³/₄"-long)



SPECIAL NOTES:
1) AXLE LENGTHS ARE MEASURED FROM THE BOTTOM OF THE NUT TO THE END OF THE THREADS.



KIT	INCLUDES THESE PARTS							
	Axle	L/S Spacer	Collar	Sleeve Nut	Lockwasher	Flat Washer	Split Washer	Axle Nut
26K	26B	33D	35 OEM 41596-30			39 OEM 6655	40 OEM 7022	32 OEM 7980 OR 7986
26AK	26A	33D1	35 OEM 41596-30	36 OEM 8095	31 OEM 41603-32			32 OEM 7980 OR 7986
26BK	26B	33D2	35 OEM 41596-30			39 OEM 6655	40 OEM 7022	32 OEM 7980 OR 7986
26SWK	26A	33D	35 OEM 41596-30	33D7 (Spacer)	33D5 (Spacer)	39 OEM 6655	40 OEM 7022	32 OEM 7980 OR 7986
26WK	26W	33D3	35 OEM 41596-30	36 OEM 8095	31 OEM 41603-32			32 OEM 7980 OR 7986
26XK	26X	33D3	35 OEM 41596-30	36 OEM 8095	31 OEM 41603-32			32 OEM 7980 OR 7986

MECHANICAL BRAKE PARTS



MECHANICAL BRAKE PARTS FOR RIGID FRAMES FROM 1936-1957

Faithful reproductions of the stock hard-to-find parts. Available with chrome-plated or gloss black finishes. Sold each.

501B Mechanical brake cross shaft for 1936-1957 rigid frames (OEM 42550-31)

CHROME-PLATED

500 Custom front mechanical brake rod for 1936-1957 rigid frames without floorboards

500-2 Stock replacement brake rod for 1936-1957 rigid frames (OEM 42326-37)

500A Front brake rod clevis ends for 1936-1957 rigid frames (OEM 42333-30)

500B Mechanical brake light switch spring brake rod lock for 1936-1947 Sportsters and rigids (OEMs 42280-35 and 42284-35)

500C Brake light switch kit for 1939-1957 Big Twins (includes everything shown) OEM 72003-34T

500D Brake light switch ONLY for 1939-1957 Big Twins (OEM 72004-39)

501 Rear mechanical brake rod for 1936-1957 rigid frames (OEM 42257-36)

501A Rear brake rod clevis end for 1936-1957 rigid frames (OEM 42273-30)

503 Clevis pin for brake rod clevis ends. Washer and cotter pin are included (OEM 42269-30)

GLOSS BLACK

B500 Custom front mechanical brake rod for 1936-1957 rigid frames without floorboards

B500-2 Stock replacement brake rod for 1936-1957 rigid frames (OEM 42326-37)

B500A Front brake rod clevis ends for 1936-1957 rigid frames (OEM 42333-30)

B500B Mechanical brake light switch spring brake rod lock for 1936-1947 Sportsters and rigids (OEMs 42280-35 and 42284-35)

B500C Brake light switch kit for 1939-1957 Big Twins (includes everything shown) OEM 72003-34T

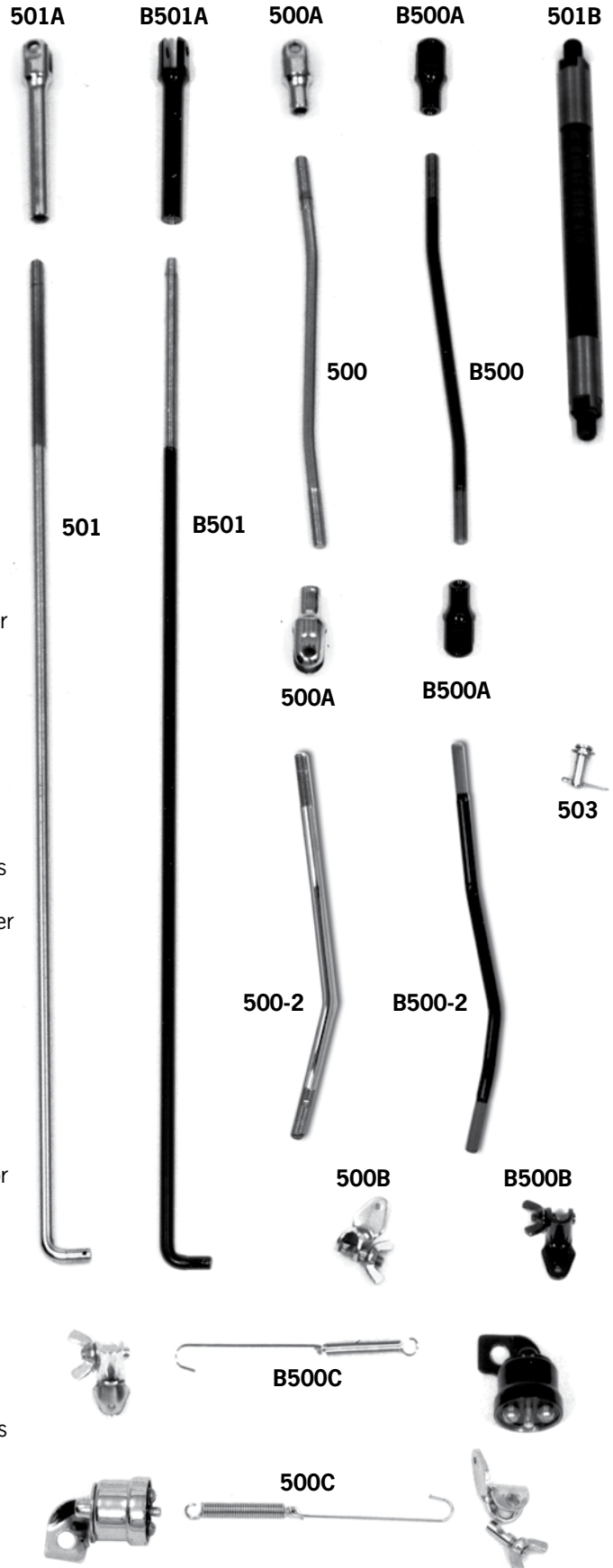
B500D Brake light switch ONLY for 1939-1957 Big Twins (OEM 72004-39)

B501 Rear mechanical brake rod for 1936-1957 rigid frames (OEM 42257-36)

B501A Rear brake rod clevis end for 1936-1957 rigid frames (OEM 42273-30)

BRASS

500DBR Brake light switch ONLY for 1939-1957 Big Twins (OEM 72004-39) See facing page



BRAKE MOUNTS AND COVERS & BRAKE LIGHT SWITCHES

TRIKE
KITS

SPRINGERS
& FORKS

HANDLEBARS
& RISERS

LIGHTING

FRAMES &
ACCESSORIES

WHEELS
& BRAKES

GAS & OIL
TANKS

SHEET
METAL

ENGINE &
ELECTRICAL



PRIMARY &
DRIVETRAIN

FOOT
CONTROLS

TRANSMISSION

EXHAUST

TOOLS &
GENERAL



CHROME CALIPER SUPPORTS, ANCHOR ARMS AND COVERS

Fit most Big Twins thru 1983.

560 Chrome caliper mounting bracket for rigid frames when using a large 'banana' caliper and a 10"-diameter brake rotor

560A Chrome caliper mounting bracket for 4-speed models with large 'banana' calipers and 10"-diameter brake rotors from 1973-early 1980 (OEM 44166-73)

737 Chrome disc brake cover for 4-speed FL and FX models with large 'banana' calipers from 1972-1980

737A Chrome disc brake cover for 74" Big Twins with small calipers

560B Chrome anchor arm for universal applications (11" center-to-center mounting holes)

560C Chrome anchor arm for 1973-1983 Big Twins (8" center-to-center mounting holes) OEM 44154-73

560D Hardware kit for mounting anchor arm to frame and caliper bracket. Includes 1/2" bolt, castle nut and cotter pin (sold in pairs) OEM 41734-73



BRAKE LIGHT SWITCHES AND PARTS

Faithful reproductions of the stock hard-to-find parts. Available with chrome-plated or gloss black finishes.

CHROME-PLATED

500B Mechanical brake light switch spring brake rod lock for 1936-1947 Sportsters and rigids (OEMs 42280-35 and 42284-35)

500C Brake light switch kit for 1939-1957 Big Twins (includes everything shown) OEM 72003-34T

500D Brake light switch ONLY for 1939-1957 Big Twins (OEM 72004-39)

500C1 Brake light switch ONLY for 1967-1974 Sportsters (push-off style) OEM 72004-70T

500E Mechanical front brake cable lock for all front drum brakes

500F Brake light switch spring

500G Lower cable clamp for all 1928-1948 Springer brakes (OEM 45172-28)

GLOSS BLACK

B500B Mechanical brake light switch spring brake rod lock for 1936-1947 Sportsters and rigids (OEMs 42280-35 and 42284-35)

B500C Brake light switch kit for 1939-1957 Big Twins (includes everything shown) OEM 72003-34T

B500D Brake light switch ONLY for 1939-1957 Big Twins (OEM 72004-39)

BRASS

500DBR Brake light switch ONLY for 1939-1957 Big Twins (OEM 72004-39)

BRAKE CALIPER KITS



**184LK-11
Caliper Kit**



**184RK-11
Caliper Kit**



**184LC
Caliper**



**184LRB
Support
Bracket**



**16-140
Disc Rotor**



**184RC
Caliper**



184AA Brake Anchor



**184LRH
Hardware Kit**

FRONT BRAKE CALIPER KITS FOR PAUGHCO SPRINGERS

These caliper kits and components feature high-performance polished aluminum Performance Machine 125X2 calipers, and are intended for use with Paughco Springers (see pages 30-36). Special axle kits may be required (see pages 118-120).

184LK-11 Complete Performance Machine caliper kit for left-side applications

184RK-11 Complete Performance Machine caliper kit for right-side applications

184LC Left-side Performance Machine 125X2 caliper ONLY

184RC Right-side Performance Machine 125X2 caliper ONLY

184LRB Support bracket ONLY for Performance Machine 125X2 caliper (left or right-side)

184LRH Mounting hardware kit ONLY for Paughco #184AA brake anchor

184AA Brake anchor ONLY for Performance Machine 125X2 calipers

16-140 11½"-diameter polished stainless steel disc rotor for 1984-1999 front wheels

184CS Chrome disc rotor spacer for use with Paughco #N187SD Axle Kit on Narrow Tapered Rear Leg Springers (OEM 41814-76)



**184CS
Rotor
Spacer**



DRUM BRAKE COMPONENTS & COVERS

TRIKE
KITS

SPRINGERS
& FORKS

HANDLEBARS
& RISERS

LIGHTING

FRAMES &
ACCESSORIES

WHEELS
& BRAKES

GAS & OIL
TANKS

SHEET
METAL

ENGINE &
ELECTRICAL


PRIMARY &
DRIVETRAIN

FOOT
CONTROLS

TRANSMISSION

EXHAUST

TOOLS &
GENERAL



MECHANICAL AND HYDRAULIC BRAKE PARTS

Accurate reproductions of the stock parts fitted to early Big Twins. Some components are available with chrome-plated or gloss black finishes. Sold each unless noted otherwise.

SPECIAL NOTE: Paughco will not warranty brake drums if the 500-mile break-in procedure has not been followed.

- 206A** Brake shoe pivot stud lock plate (OEM 44475-35)
- 206D** Mechanical brake shoe set for 1938–1957 Big Twins (OEM 41805-38)
- 206E** Mechanical brake cam (OEM 41671-37)
- 206F** Mechanical brake shoe return springs (sold in pairs) OEM 41835-30
- 206G** Backing plate pivot stud and washer kit (OEM 41875-38)

CHROME-PLATED BACKING PLATE AND BRAKE DRUMS

- 206** Mechanical brake drum backing plate for rigid models thru 1957 (OEM 41650-37)
- 206B** Mechanical brake drum with sprocket and dust cover for 1937–1957 rigid (OEM 41400-37)
- 206C** Hydraulic brake drum with sprocket and dust cover for 1958–1962 swingarms (OEM 41400-58C)

GLOSS BLACK BACKING PLATE AND BRAKE DRUMS

- B206** Mechanical brake drum backing plate for rigid models thru 1957 (OEM 41650-37)
- B206B** Mechanical brake drum with sprocket and dust cover for 1937–1957 rigid (OEM 41400-37)
- B206C** Hydraulic brake drum with sprocket and dust cover for 1958–1962 swingarms (OEM 41400-58C)

CHROME BRAKE DRUM COVERS AND HARDWARE

Fit the rear of Sportsters and Big Twins thru 1972.

BRAKE DRUM COVERS

- 213** Fits rear stock Sportster and K-model drums
- 214** Fits rear drums on 74" Big Twins 1967–1972
- 215** Fits rear drums on 74" Big Twins 1936–1966

HARDWARE

- 216** 74" Big Twin lug nuts (set of 5) OEM 43530-35A



MECHANICAL BRAKE COMPONENTS FOR EARLY SPORTSTER MODELS

A nice selection of parts for stock and custom applications.


- 501A** Extended rear brake rod clevis for Paughco rigid Sportster frames
- 209A** Rear brake lever for 1954–1978 Sportster and K-models with mechanical brakes (OEM 41925-52)
- 123A** Stock length rear brake rod and clevis for 1967–1974 Sportsters with mechanical brakes (23⁵/₈" end-to-end) OEM 42253-67
- 123** Custom extended rear brake rod for Paughco rigid Sportster frames (24" end-to-end)
- 500SP** Adjusting nut for mechanical brake rod on 1952-1978 Sportsters and K-models (OEM 42264-52)
- 500C1** Brake light switch ONLY for 1967–1974 Sportsters (push-off style) OEM 72004-70T



FRONT DRUM BRAKE COMPONENTS FOR SPRINGER FRONT ENDS

Hard-to-find pieces for use with early HD Springers. Sold each.

- 188** Front brake shackle bolt (OEM 44226-36)
- 189** Front brake shackle stud (OEM 44225-30)



ROTORS, SPACERS & HUB CAPS



POLISHED DISC BRAKE ROTORS

1 1/2"-diameter rotors for many models from 1981 to present.

FRONT ROTOR

Fits 1984-up Big Twins and Sportsters (except Buells, V-Rods and 2006-up Dynas with cast wheels).

16-140 Super Spoke rotor

REAR ROTOR

Fits 1981-up Big Twins and Sportsters (except Buells, V-Rods and 1981-1999 Touring models).

16-141 Super Spoke rotor



CHROME STEEL AXLE SPACER ASSORTMENTS

Must-have assortments for the bike building shop. These 28-piece kits include two each of 14 different length polished chrome steel spacers from 1/4" to 3" in length. Kits come in 3/4" I.D. and 1" I.D. and are shipped in handy plastic tubes for easy storage.

2500K Complete kit for 3/4"-diameter axles

2501K Complete kit for 1"-diameter axles

REPLACEMENT SPACERS

All of the spacers in the kits are also available separately. Sold in packs of 2.

LENGTH	3/4" DIA. PART #	1" DIA. PART #
1/4"	2575	2501
3/8"	37575	3751
1/2"	50075	5001
5/8"	62575	62501
3/4"	75075	7501
7/8"	87575	8751
1"	10075	1001
1 1/8"	112575	11251
1 1/4"	125075	12501
1 3/8"	137575	13751
1 1/2"	150075	15001
1 3/4"	175075	17501
2"	200075	20001
3"	300075	30001



190




190A




191



191A



192



193



194

SMALL CHROME HUB CAPS

Fit the front and rear of various models thru 1996.

190 Fits Springer front ends (includes spacers)

190A Fits 1984-1996 FXWG, FXDWG and FXST Wide Glide front ends

191 Fits 'Star' hubs

191A Fits three-wheelers with 'Star' hubs

CHROME EARLY-STYLE HUB CAPS

Beautifully chrome-plated hub caps for the front and rear of many Big Twins thru 1970.


192 Front hub cap for 1949-1970 Wide Glide front ends with 'Star' hub

193 Rear hub cap for rigid frames with mechanical brakes thru 1957

194 Front hub cap for early HD '74 Springers



GAS & OIL TANKS



BATTERY TRAYS _____	164, 170-171
DISHED GAS TANKS _____	158-159
FUEL INJECTION TANKS _____	151, 154, 159
GAS CAPS & PETCOCKS _____	162-163
GAS TANK SHELLS _____	161
GAS TANKS _____	130-160
OIL TANK BRACKETS _____	168, 170
OIL TANKS & FITTINGS _____	163-171

MUSTANG TANKS



LOW TUNNEL MUSTANG TANKS

Three stylish tanks with the traditional Mustang look, but designed to fit on modern customs with longer stretches in the top tubes. They are all constructed with the stock-style screw-in filler and vent, and have a standard 22mm external thread petcock fitting for OEM and aftermarket petcocks installed on the left-side of the tanks. These tanks are offered in different widths to hold between 4.0 and 4.5 gallons of gas, and each one includes a Paughco #747-2 threaded hose line fitting for the vent bung on the bottom of the tank. When ordering, please pay special attention to the centerline hole-to-hole dimension to get the tank that is right for your application.

- 850** 4.5 gallon gas tank (cap not included)
- 850A** 4.2 gallon gas tank (cap not included)
- 850B** 4.0 gallon gas tank (cap not included)
- 800S** Chrome screw-in vented gas cap (OEM 61102-83A)



SPECIAL NOTE:

ALWAYS FIT BEFORE PAINTING.
PAUGHCO WILL NOT WARRANTY
AFTER PAINTING



850
4.5 Gallon
Capacity



850A
4.2 Gallon
Capacity



850B
4.0 Gallon
Capacity



SPECIAL NOTE:

SEE OUR PETCOCK ADAPTERS
AND APPLICATION CHART ON
PAGE 162.

Paughco #	GAS TANK DIMENSIONS						
	Tank Length	Tank Width	Tank Depth	Tunnel Length	Tunnel Depth	Tunnel Width	Centerline Hole-to-Hole On Mounting Brackets
850	22½"	14"	10"	22½"	3½"	3"	23"
850A	22½"	12"	10"	22½"	3½"	3"	19"
850B	22½"	11"	10"	22½"	3½"	3"	19"

HIGH TUNNEL MUSTANG TANKS

Three stylish tanks with the traditional Mustang look, but designed to fit on modern customs with longer stretches in the top tubes. They are all constructed with the stock-style screw-in filler and vent, and have a standard 22mm external thread petcock fitting for OEM and aftermarket petcocks installed on the left-side of the tanks. These tanks are offered in different widths to hold between 3.8 and 4.4 gallons of gas, and each one includes a Paughco #747-2 threaded hose line fitting for the vent bung on the bottom of the tank. When ordering, please pay special attention to the centerline hole-to-hole dimension to get the tank that is right for your application.

- 852** 4.4 gallon gas tank (cap not included)
- 852A** 4.0 gallon gas tank (cap not included)
- 852B** 3.8 gallon gas tank (cap not included)
- 800S** Chrome screw-in vented gas cap (OEM 61102-83A)



SPECIAL NOTE:
ALWAYS FIT BEFORE PAINTING.
PAUGHCO WILL NOT WARRANTY AFTER PAINTING

SPECIAL NOTE:
SEE OUR PETCOCK ADAPTERS AND APPLICATION CHART ON PAGE 162.



852
4.4 Gallon Capacity



852A
4.0 Gallon Capacity



852B
3.8 Gallon Capacity



Paughco #	GAS TANK DIMENSIONS						
	Tank Length	Tank Width	Tank Depth	Tunnel Length	Tunnel Depth	Tunnel Width	Centerline Hole-to-Hole On Mounting Brackets
852	22½"	14"	10"	22½"	5½"	3"	23"
852A	22½"	12"	10"	22½"	5½"	3"	20"
852B	22½"	11"	10"	22½"	5½"	3"	20"

UNIVERSAL CUSTOM TANKS



SPECIAL NOTE:
ALWAYS FIT BEFORE PAINTING.
PAUGHCO WILL NOT WARRANTY
AFTER PAINTING

SPECIAL NOTE:
SEE OUR PETCOCK ADAPTERS
AND APPLICATION CHART ON
PAGE 162.

UNIVERSAL LOW TUNNEL TANKS

These universal tanks are designed to fit on modern customs with longer stretches in the top tubes, and feature a nicely contoured teardrop shape. They are all constructed with the stock-style screw-in filler and vent, and have a standard 22mm external thread petcock fitting for OEM and aftermarket petcocks installed on the left-side of the tanks. These tanks are offered in different widths to hold between 3.5 and 4.8 gallons of gas, and each one includes a Paughco #747-2 threaded hose line fitting for the vent bung on the bottom of the tank. When ordering, please pay special attention to the centerline hole-to-hole dimension to get the tank that is right for your application.

- 840** 4.8 gallon gas tank (cap not included)
- 840A** 4.0 gallon gas tank (cap not included)
- 840B** 3.5 gallon gas tank (cap not included)
- 800S** Chrome screw-in vented gas cap (OEM 61102-83A)



840
4.8 Gallon
Capacity



840A
4.0 Gallon
Capacity



840B
3.5 Gallon
Capacity



Paughco #	GAS TANK DIMENSIONS						
	Tank Length	Tank Width	Tank Depth	Tunnel Length	Tunnel Depth	Tunnel Width	Centerline Hole-to-Hole On Mounting Brackets
840	21"	14"	9"	21"	3½"	3"	22"
840A	21"	12"	9"	21"	3½"	3"	22"
840B	21"	11"	9"	21"	3½"	3"	21"

UNIVERSAL HIGH TUNNEL TANKS

These universal tanks are designed to fit on modern customs with longer stretches in the top tubes, and feature a nicely contoured teardrop shape. They are all constructed with the stock-style screw-in filler and vent, and have a standard 22mm external thread petcock fitting for OEM and aftermarket petcocks installed on the left-side of the tanks. These tanks are offered in different widths to hold between 3.4 and 4.6 gallons of gas, and each one includes a Paughco #747-2 threaded hose line fitting for the vent bung on the bottom of the tank. When ordering, please pay special attention to the centerline hole-to-hole dimension to get the tank that is right for your application.

- 842** 4.6 gallon gas tank (cap not included)
- 842A** 3.8 gallon gas tank (cap not included)
- 842B** 3.4 gallon gas tank (cap not included)
- 800S** Chrome screw-in vented gas cap (OEM 61102-83A)



SPECIAL NOTE:
ALWAYS FIT BEFORE PAINTING.
PAUGHCO WILL NOT WARRANTY
AFTER PAINTING

SPECIAL NOTE:
SEE OUR PETCOCK ADAPTERS
AND APPLICATION CHART ON
PAGE 162.



842
4.6 Gallon
Capacity



842A
3.8 Gallon
Capacity



842B
3.4 Gallon
Capacity



Paughco #	GAS TANK DIMENSIONS						
	Tank Length	Tank Width	Tank Depth	Tunnel Length	Tunnel Depth	Tunnel Width	Centerline Hole-to-Hole On Mounting Brackets
842	21"	14"	9"	21"	5"	3"	22"
842A	21"	12"	9"	21"	5"	3"	22"
842B	21"	11"	9"	21"	5"	3"	21"

COFFIN TANKS



STANDARD AND STRETCHED COFFIN TANKS

These universal tanks are designed to fit on modern customs with longer stretches in the top tubes, and are constructed with vents and screw-in fillers. Each tank has a bung with internal threads for a standard 3/8" NPT aftermarket or HD petcock installed on the left-side, and includes a mounting kit. All tanks come with a bare metal finish, and have been pressure tested.

SPECIAL NOTES:
 1) ALWAYS FIT BEFORE PAINTING. PAUGHCO WILL NOT WARRANTY AFTER PAINTING.
 2) SEE OUR PETCOCK ADAPTERS AND APPLICATION CHART ON PAGE 162.

- 03-001** 2.0 gallon low-tunnel gas tank (cap not included)
- 03-101** 3.8 gallon high-tunnel gas tank (cap not included)
- 03-025** 2.5 gallon low-tunnel gas tank (cap not included)
- 03-125** 4.0 gallon high-tunnel gas tank (cap not included)
- 800S** Chrome screw-in vented gas cap (OEM 61102-83A)



REPLACEMENT MOUNTING KITS

- 03-500** Fits Paughco #03-001 low-tunnel tank
- 03-501** Fits Paughco #03-101 high-tunnel tank
- 03-502** Fits Paughco #03-025 low-tunnel tank
- 03-505** Fits Paughco #03-125 high-tunnel tank



800S


03-500
03-502





03-501
03-505





03-001
2.0 Gallon
Capacity



03-101
3.8 Gallon
Capacity



03-025
2.5 Gallon
Capacity



03-125
4.0 Gallon
Capacity



Paughco #	GAS TANK DIMENSIONS						
	Tank Length	Tank Width	Tank Depth	Tunnel Length	Tunnel Depth	Tunnel Width	Centerline Hole-to-Hole On Mounting Brackets
03-001	20"	10"	7½"	20"	1½"	2¼"	NOT APPLICABLE
03-101	25"	13"	9"	25"	4¼"	2¼"	NOT APPLICABLE
03-025	21"	12"	7"	21"	1½"	2¼"	NOT APPLICABLE
03-125	25½"	12"	9"	25½"	4¼"	2¼"	NOT APPLICABLE



STANDARD AND STRETCHED COFFIN TANKS

Universal tanks designed to fit on modern customs with longer stretches in the top tubes, and constructed with vents and screw-in fillers. Each tank has a petcock bung with internal threads on the left-side. All tanks come with a bare metal finish, and have been pressure tested. Mounting kits are included.



SPECIAL NOTES:

- 1) ALWAYS FIT BEFORE PAINTING. PAUGHCO WILL NOT WARRANTY AFTER PAINTING.
- 2) SEE OUR PETCOCK ADAPTERS AND APPLICATION CHART ON PAGE 162.

TANKS WITH 1/4" NPT BUNG FOR AFTERMARKET PETCOCKS

03-050 2.5 gallon low-tunnel gas tank (cap not included)

03-075 2.5 gallon low-tunnel gas tank (cap not included)

TANKS WITH 3/8" NPT BUNG FOR HD OR AFTERMARKET PETCOCKS

03-150 5.0 gallon high-tunnel gas tank (cap not included)

03-175 4.25 gallon high-tunnel gas tank (cap not included)


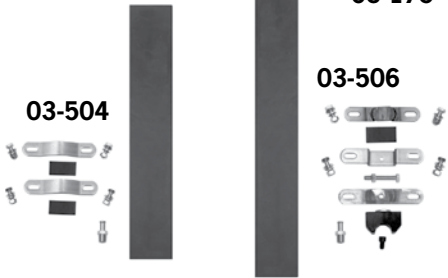
GAS CAP AND REPLACEMENT MOUNTING KITS

800S Chrome screw-in vented gas cap (OEM 61102-83A)


03-504 Fits Paughco #'s 03-050 and 03-075

03-506 Fits Paughco #'s 03-150 and 03-175


800S




03-050
2.5 Gallon
Capacity



03-150
5.0 Gallon
Capacity



03-075
2.5 Gallon
Capacity



03-175
4.25 Gallon
Capacity

Paughco #	GAS TANK DIMENSIONS						
	Tank Length	Tank Width	Tank Depth	Tunnel Length	Tunnel Depth	Tunnel Width	Centerline Hole-to-Hole On Mounting Brackets
03-050	21"	12"	8½"	21"	1½"	2¼"	NOT APPLICABLE
03-150	25"	13"	9½"	25"	4¼"	2¼"	NOT APPLICABLE
03-075	21"	11½"	8"	21"	1½"	2¼"	NOT APPLICABLE
03-175	25"	13"	10"	25"	4¼"	2¼"	NOT APPLICABLE

DASHES & MUSTANG GAS TANKS



827



90A



90B



828



827A

DASH COVERS AND PARTS FOR FAT BOB TANKS

Chrome, gloss black and unfinished dashes to fit most HD models thru 1967. The mounting stud and center bolt are also available separately.

- 90A** Dash center bolt for 1947-up models (OEM 71075-47)
- 90B** Dash base stud for 1947-up models (OEM 71067-47)
- 827** Chrome 3-hole dash with lenses (includes rubber trim)
- B827** Gloss black 3-hole dash with lenses (includes rubber trim)
- 827A** Chrome dash without speedo hole (includes rubber trim)
- 827B** Bare metal dash without speedo hole (includes rubber trim)
- 828** Replacement rubber trim

SPECIAL NOTES:

- 1) GAS CAPS ARE NOT INCLUDED.
- 2) ALWAYS FIT BEFORE PAINTING. PAUGHCO WILL NOT WARRANTY AFTER PAINTING.
- 3) ALL GAS TANKS SHOULD BE MOUNTED ON LEATHER SPACERS OR BUSHINGS.
- 4) SEE OUR PETCOCK ADAPTERS AND APPLICATION CHART ON PAGE 162.



810
3.0 Gallon
Capacity



WIDE UNIVERSAL MUSTANG TANKS

These 3-gallon tanks feature a high-tunnel for a custom Fat Bob look, and have early cam-style gas cap bungs. Both tanks also have internally threaded bungs on the left-side for standard 3/8" NPT aftermarket or HD petcocks. All tanks come with a bare metal finish, and have been pressure tested.

- 810** Single cap gas tank
- 811** Dual cap gas tank



811
3.0 Gallon
Capacity



Paughco #	GAS TANK DIMENSIONS						
	Tank Length	Tank Width	Tank Depth	Tunnel Length	Tunnel Depth	Tunnel Width	Centerline Hole-to-Hole On Mounting Brackets
810	16½"	12"	7"	16½"	5"	2½"	17¾"
811	16½"	12"	7"	16½"	5"	2½"	17¾"



MUSTANG GAS TANKS



804
2.2 Gallon Capacity



805
2.2 Gallon Capacity



NARROW UNIVERSAL MUSTANG TANKS

These 2.2-gallon tanks feature a low tunnel with two choices of front mounting tabs. They have early cam-style gas cap bungs, and internally threaded bungs on both sides for aftermarket 1/4" petcocks. All tanks come with a bare metal finish, and have been pressure tested.

804 Single cap tank with straight mounting tabs

805 Dual cap tank with straight mounting tabs

804A Single cap tank with front 'Horseshoe' mount

805A Dual cap tank with front 'Horseshoe' mount



804A
2.2 Gallon Capacity



805A
2.2 Gallon Capacity




SPECIAL NOTES:


- 1) GAS CAPS ARE NOT INCLUDED.
- 2) ALWAYS FIT BEFORE PAINTING. PAUGHCO WILL NOT WARRANTY AFTER PAINTING.
- 3) ALL GAS TANKS SHOULD BE MOUNTED ON LEATHER SPACERS OR BUSHINGS.
- 4) SEE OUR PETCOCK ADAPTERS AND APPLICATION CHART ON PAGE 162.

Paughco #	GAS TANK DIMENSIONS						
	Tank Length	Tank Width	Tank Depth	Tunnel Length	Tunnel Depth	Tunnel Width	Centerline Hole-to-Hole On Mounting Brackets
804/805	16½"	9"	7"	16"	2¼"	2½"	17½"
804A/805A	16½"	9"	7"	14½"	1½"	3"	15½"

MUSTANG GAS TANKS



806
2.2 Gallon
Capacity




807
2.2 Gallon
Capacity

WIDE UNIVERSAL MUSTANG TANKS

These tanks feature a low tunnel with two choices of front mounting tabs. They have early cam-style gas cap bungs, and internally threaded bungs on both sides for aftermarket 1/4" petcocks. All tanks come with a bare metal finish, and have been pressure tested.

- 806** 2.2 gallon single cap tank with straight mounting tabs
- 806CF** Same as Paughco #806, but with centered cap bung
- 807** 2.2 gallon dual cap tank with straight mounting tabs
- 806A** 2.5 gallon single cap tank with front 'Horseshoe' mount
- 807A** 2.5 gallon dual cap tank with front 'Horseshoe' mount



806A
2.5 Gallon
Capacity



807A
2.5 Gallon
Capacity

SPECIAL NOTES:

- 1) GAS CAPS ARE NOT INCLUDED.
- 2) ALWAYS FIT BEFORE PAINTING. PAUGHCO WILL NOT WARRANTY AFTER PAINTING.
- 3) ALL GAS TANKS SHOULD BE MOUNTED ON LEATHER SPACERS OR BUSHINGS.
- 4) SEE OUR PETCOCK ADAPTERS AND APPLICATION CHART ON PAGE 162.

Paughco #	GAS TANK DIMENSIONS						
	Tank Length	Tank Width	Tank Depth	Tunnel Length	Tunnel Depth	Tunnel Width	Centerline Hole-to-Hole On Mounting Brackets
806/807	16½"	10"	7"	16"	2"	3"	18"
806A/807A	16½"	10"	7"	14½"	1¼"	3"	15⅜"



MUSTANG GAS TANKS

TRIKE KITS

SPRINGERS & FORKS

HANDLEBARS & RISERS

LIGHTING

FRAMES & ACCESSORIES

WHEELS & BRAKES

GAS & OIL TANKS

SHEET METAL

ENGINE & ELECTRICAL

PRIMARY & DRIVETRAIN

FOOT CONTROLS

TRANSMISSION

EXHAUST

TOOLS & GENERAL



812
3.0 Gallon Capacity



813
3.0 Gallon Capacity



EXTRA-WIDE UNIVERSAL MUSTANG TANKS

These 3-gallon tanks feature a low tunnel with two choices of front mounting tabs, and early cam-style gas cap bungs. The tanks with straight mounting tabs have two internally threaded bungs for aftermarket 1/4" petcocks, and the tanks with the 'Horseshoe' front tab have one internally threaded bung for a 3/8" NPT aftermarket or HD petcock on the left-side. All tanks come with a bare metal finish, and have been pressure tested.

812 Single cap tank with straight mounting tabs

813 Dual cap tank with straight mounting tabs

812A Single cap tank with front 'Horseshoe' mount


813A Dual cap tank with front 'Horseshoe' mount



812A
3.0 Gallon Capacity



813A
3.0 Gallon Capacity



SPECIAL NOTES:


- 1) GAS CAPS ARE NOT INCLUDED.
- 2) ALWAYS FIT BEFORE PAINTING. PAUGHCO WILL NOT WARRANTY AFTER PAINTING.
- 3) ALL GAS TANKS SHOULD BE MOUNTED ON LEATHER SPACERS OR BUSHINGS.
- 4) SEE OUR PETCOCK ADAPTERS AND APPLICATION CHART ON PAGE 162.

Paughco #	GAS TANK DIMENSIONS						
	Tank Length	Tank Width	Tank Depth	Tunnel Length	Tunnel Depth	Tunnel Width	Centerline Hole-to-Hole On Mounting Brackets
812/813	16½"	12"	7"	16"	2¼"	3¼"	18"
812A/813A	16½"	12"	7"	14½"	1½"	2¾"	15¾"

MUSTANG GAS TANKS



806B
2.4 Gallon
Capacity



807B
2.4 Gallon
Capacity




EXTRA-WIDE CUSTOM MUSTANG TANKS

These tanks feature a low tunnel with 'Horseshoe' front mounting tabs, and come in two different capacities. They have early cam-style gas cap bungs, and internally threaded bungs on both sides for aftermarket 1/4" petcocks. All tanks come with a bare metal finish, and have been pressure tested.


- 806B** 2.4-gallon single cap tank
- 807B** 2.4-gallon dual cap tank
- 812B** 3.4-gallon single cap tank
- 813B** 3.4-gallon dual cap tank



812B
3.4 Gallon
Capacity



813B
3.4 Gallon
Capacity



SPECIAL NOTES:

- 1) GAS CAPS ARE NOT INCLUDED.
- 2) ALWAYS FIT BEFORE PAINTING. PAUGHCO WILL NOT WARRANTY AFTER PAINTING.
- 3) ALL GAS TANKS SHOULD BE MOUNTED ON LEATHER SPACERS OR BUSHINGS.
- 4) SEE OUR PETCOCK ADAPTERS AND APPLICATION CHART ON PAGE 162.

GAS TANK DIMENSIONS

Paughco #	GAS TANK DIMENSIONS						
	Tank Length	Tank Width	Tank Depth	Tunnel Length	Tunnel Depth	Tunnel Width	Centerline Hole-to-Hole On Mounting Brackets
806B/807B	16½"	10"	7"	16½"	3½"	2½"	17¼"
812B/813B	16½"	12"	7"	16½"	3½"	2½"	17¼"



MUSTANG GAS TANKS



804C
2.4 Gallon
Capacity



805C
2.4 Gallon
Capacity



NARROW-TUNNEL CUSTOM MUSTANG TANKS

These tanks feature a low tunnel with 'Horseshoe' front mounting tabs, and come in two different capacities. They have early cam-style gas cap bungs, and internally threaded bungs on both sides for aftermarket 1/4" petcocks. All tanks come with a bare metal finish, and have been pressure tested.

804C 2.4-gallon single cap tank

805C 2.4-gallon dual cap tank

812C 3.5-gallon single cap tank

813C 3.5-gallon dual cap tank



812C
3.5 Gallon
Capacity



813C
3.5 Gallon
Capacity



SPECIAL NOTES:

- 1) GAS CAPS ARE NOT INCLUDED.
- 2) ALWAYS FIT BEFORE PAINTING. PAUGHCO WILL NOT WARRANTY AFTER PAINTING.
- 3) ALL GAS TANKS SHOULD BE MOUNTED ON LEATHER SPACERS OR BUSHINGS.
- 4) SEE OUR PETCOCK ADAPTERS AND APPLICATION CHART ON PAGE 162.

Paughco #	GAS TANK DIMENSIONS						
	Tank Length	Tank Width	Tank Depth	Tunnel Length	Tunnel Depth	Tunnel Width	Centerline Hole-to-Hole On Mounting Brackets
804C/805C	16½"	9"	7"	16½"	2½"	2¼"	17"
812C/813C	16½"	12"	7"	16½"	2½"	2"	16⅝"

AXED CUSTOM GAS TANKS



814A
3.5 Gallon
Capacity



815A
3.5 Gallon
Capacity



AXED CUSTOM TANKS

These tanks feature a low tunnel with 'Horseshoe' front mounting tabs, and come in two different capacities. They have early cam-style gas cap bungs, and internally threaded bungs on the left-side for standard 3/8" NPT aftermarket or HD petcocks. All tanks come with a bare metal finish, and have been pressure tested.

- 814A** 3.5-gallon single cap tank
- 815A** 3.5-gallon dual cap tank
- 816A** 4-gallon single cap tank
- 817A** 4-gallon dual cap tank



816A
4.0 Gallon
Capacity



817A
4.0 Gallon
Capacity



SPECIAL NOTES:

- 1) GAS CAPS ARE NOT INCLUDED.
- 2) ALWAYS FIT BEFORE PAINTING. PAUGHCO WILL NOT WARRANTY AFTER PAINTING.
- 3) ALL GAS TANKS SHOULD BE MOUNTED ON LEATHER SPACERS OR BUSHINGS.
- 4) SEE OUR PETCOCK ADAPTERS AND APPLICATION CHART ON PAGE 162.

GAS TANK DIMENSIONS

Paughco #	Tank Length	Tank Width	Tank Depth	Tunnel Length	Tunnel Depth	Tunnel Width	Centerline Hole-to-Hole On Mounting Brackets
814A/815A	16"	11½"	9"	15¼"	2½"	3"	16¾"
816A/817A	16"	13½"	9"	15¼"	2¼"	3"	16¼"



NARROW-TUNNEL AXED GAS TANKS



818A
3.8 Gallon Capacity



819A
3.8 Gallon Capacity



NARROW-TUNNEL AXED CUSTOM TANKS

These 3.8-gallon tanks feature narrow tunnels with 'Horseshoe' front mounting tabs. They have early cam-style gas cap bungs, and internally threaded bungs on the right-side for standard 3/8" NPT aftermarket or HD petcocks. All tanks come with a bare metal finish, and have been pressure tested.

- 818A** Single cap tank with 3"-wide tunnel
- 819A** Dual cap tank with 3"-wide tunnel
- 818C** Single cap tank with 2¼"-wide tunnel
- 819C** Dual cap tank with 2¼"-wide tunnel



818C
3.8 Gallon Capacity



819C
3.8 Gallon Capacity



SPECIAL NOTES:

- 1) GAS CAPS ARE NOT INCLUDED.
- 2) ALWAYS FIT BEFORE PAINTING. PAUGHCO WILL NOT WARRANTY AFTER PAINTING.
- 3) ALL GAS TANKS SHOULD BE MOUNTED ON LEATHER SPACERS OR BUSHINGS.
- 4) SEE OUR PETCOCK ADAPTERS AND APPLICATION CHART ON PAGE 162.

Paughco #	GAS TANK DIMENSIONS						
	Tank Length	Tank Width	Tank Depth	Tunnel Length	Tunnel Depth	Tunnel Width	Centerline Hole-to-Hole On Mounting Brackets
818A/819A	16"	13½"	9"	16"	4½"	3"	17¾"
818C/819C	16"	13½"	9"	16"	4"	2¼"	16⅝"

TRIKE KITS
SPRINGERS & FORKS
HANDLEBARS & RISERS
LIGHTING
FRAMES & ACCESSORIES
WHEELS & BRAKES
GAS & OIL TANKS
SHEET METAL
ENGINE & ELECTRICAL
PRIMARY & DRIVETRAIN
FOOT CONTROLS
TRANSMISSION
EXHAUST
TOOLS & GENERAL

FAT BOB-STYLE GAS TANKS



820
4.75 Gallon
Capacity



821
4.75 Gallon
Capacity



ONE-PIECE FAT BOB CUSTOM TANKS

These tanks feature a low tunnel with 'Horseshoe' mounting tabs, and come in two different capacities. They have early cam-style gas cap bungs, and a 22mm externally threaded bung for aftermarket or HD petcocks, installed on the left-side of the tanks. The 4.75-gallon tanks are indented on the bottom for rocker box clearance (except stock FXR or Touring models), and the 5.25 gallon tanks are for custom applications only, where the frame has been extended in the front downtubes to provide adequate clearance. All tanks come with a bare metal finish, and have been pressure tested.

- 820** 4.75-gallon single cap tank
- 821** 4.75-gallon dual cap tank
- 830** 5.25-gallon single cap tank
- 831** 5.25-gallon dual cap tank

SPECIAL NOTES:

- 1) GAS CAPS ARE NOT INCLUDED.
- 2) ALWAYS FIT BEFORE PAINTING. PAUGHCO WILL NOT WARRANTY AFTER PAINTING.
- 3) ALL GAS TANKS SHOULD BE MOUNTED ON LEATHER SPACERS OR BUSHINGS.
- 4) SEE OUR PETCOCK ADAPTERS AND APPLICATION CHART ON PAGE 162.



830
5.25 Gallon
Capacity




831
5.25 Gallon
Capacity



Paughco #	GAS TANK DIMENSIONS						
	Tank Length	Tank Width	Tank Depth	Tunnel Length	Tunnel Depth	Tunnel Width	Centerline Hole-to-Hole On Mounting Brackets
820/821	19½"	13"	8"	19½"	4¼"	2¾"	19¾"
830/831	19¾"	14½"	8¾"	19"	4½"	2⅞"	19⅞"



FAT BOB-STYLE GAS TANKS



820S
4.75 Gallon Capacity



SPECIAL NOTES:

- 1) GAS CAPS ARE NOT INCLUDED.
- 2) TANKS ARE INDENTED ON THE BOTTOM FOR ROCKER BOX CLEARANCE. THEY WILL NOT FIT STOCK FXR OR TOURING MODEL APPLICATIONS.
- 3) ALWAYS FIT BEFORE PAINTING. PAUGHCO WILL NOT WARRANTY AFTER PAINTING.
- 4) ALL GAS TANKS SHOULD BE MOUNTED ON LEATHER SPACERS OR BUSHINGS.
- 5) SEE OUR PETCOCK ADAPTERS AND APPLICATION CHART ON PAGE 162.

ONE-PIECE FAT BOB CUSTOM TANKS

These tanks feature a low tunnel with 'Horseshoe' mounting tabs, and come in two different capacities. The 4.75-gallon tank has a late stock-style screw-in filler and vent, and includes a Paughco #747-2 threaded hose line fitting for the vent bung on the bottom of the tank, while the larger tanks are fitted with early-model cam-style gas cap bungs. All tanks have a 22mm externally threaded bung for aftermarket or HD petcocks installed on the left-side of the tanks, come with a bare metal finish, and have been pressure tested.

- 820S** 4.75-gallon single cap tank with late screw-in bung
- 834** 5.4-gallon single cap tank with early cam-style bung
- 835** 5.4-gallon dual cap tank with early cam-style bungs



834
5.4 Gallon Capacity



835
5.4 Gallon Capacity




Paughco #	GAS TANK DIMENSIONS						
	Tank Length	Tank Width	Tank Depth	Tunnel Length	Tunnel Depth	Tunnel Width	Centerline Hole-to-Hole On Mounting Brackets
820S	19½"	13"	8"	19½"	4¼"	2¾ ₁₆ "	19¾"
834/835	19½"	14¼"	8"	19½"	4¼"	2¾ ₁₆ "	19¾"

MUSTANG & AXED TANKS FOR 1957-1978 SPORTSTERS



822
4.2 Gallon
Capacity



823
4.2 Gallon
Capacity



MUSTANG AND AXED TANKS FOR SPORTSTERS THRU 1978

Available in two popular styles that will bolt right to the stock frame mounts on 1957-1978 Sportsters. They have early cam-style gas cap bungs, and internally threaded bungs on the right-side for 3/8" NPT aftermarket or HD petcocks. All tanks come with a bare metal finish, and have been pressure tested.

822 4.2-gallon Axed Harley-style single cap tank

823 4.2-gallon Axed Harley-style dual cap tank

824 3-gallon Mustang-style single cap tank

825 3-gallon Mustang-style dual cap tank



824
3.0 Gallon
Capacity



SPECIAL NOTES:

- 1) GAS CAPS ARE NOT INCLUDED.
- 2) ALWAYS FIT BEFORE PAINTING. PAUGHCO WILL NOT WARRANTY AFTER PAINTING.
- 3) ALL GAS TANKS SHOULD BE MOUNTED ON LEATHER SPACERS OR BUSHINGS.
- 4) SEE OUR PETCOCK ADAPTERS AND APPLICATION CHART ON PAGE 162.




825
3.0 Gallon
Capacity



Paughco #	GAS TANK DIMENSIONS						
	Tank Length	Tank Width	Tank Depth	Tunnel Length	Tunnel Depth	Tunnel Width	Centerline Hole-to-Hole On Mounting Brackets
822/823	15¾"	13½"	8¾"	15¾"	2¼"	2¼"	16 ¹³ / ₁₆ "
824/825	16½"	12"	7"	16½"	2¼"	2¼"	16 ⁹ / ₁₆ "

MUSTANG & AXED TANKS FOR 1979-1981 SPORTSTERS



822A
4.2 Gallon
Capacity



823A
4.2 Gallon
Capacity



MUSTANG AND AXED TANKS FOR 1979-1981 SPORTSTERS

Available in two popular styles that will bolt right to the stock frame mounts on 1979–1981 Sportsters. They have early cam-style gas cap bungs, and internally threaded bungs on the right-side for 3/8" NPT aftermarket or HD petcocks. All tanks come with a bare metal finish, and have been pressure tested.

- 822A** 4.2-gallon Axed Harley-style single cap tank
- 823A** 4.2-gallon Axed Harley-style dual cap tank
- 824A** 3-gallon Mustang-style single cap tank
- 825A** 3-gallon Mustang-style dual cap tank



824A
3.0 Gallon
Capacity



825A
3.0 Gallon
Capacity



SPECIAL NOTES:

- 1) GAS CAPS ARE NOT INCLUDED.
- 2) ALWAYS FIT BEFORE PAINTING. PAUGHCO WILL NOT WARRANTY AFTER PAINTING.
- 3) ALL GAS TANKS SHOULD BE MOUNTED ON LEATHER SPACERS OR BUSHINGS.
- 4) SEE OUR PETCOCK ADAPTERS AND APPLICATION CHART ON PAGE 162.

Paughco #	GAS TANK DIMENSIONS						
	Tank Length	Tank Width	Tank Depth	Tunnel Length	Tunnel Depth	Tunnel Width	Centerline Hole-to-Hole On Mounting Brackets
822A/823A	15¾"	13½"	8¾"	15¾"	2¼"	2¼"	15"
824A/825A	16½"	12"	7"	16½"	2¼"	2¼"	15"

TRIKE KITS
SPRINGERS & FORKS
HANDLEBARS & RISERS
LIGHTING
FRAMES & ACCESSORIES
WHEELS & BRAKES
GAS & OIL TANKS
SHEET METAL
ENGINE & ELECTRICAL
PRIMARY & DRIVETRAIN
FOOT CONTROLS
TRANSMISSION
EXHAUST
TOOLS & GENERAL

MUSTANG & AXED TANKS FOR 1982-1994 SPORTSTERS



822B
4.2 Gallon
Capacity



823B
4.2 Gallon
Capacity



MUSTANG AND AXED TANKS FOR 1982-1994 SPORTSTERS

Available in two popular styles that will bolt right to the stock frame mounts on 1982–1994 Sportsters. They use cam-style gas caps, and have externally threaded bungs on the right-side for 22mm aftermarket or HD petcocks. All tanks come with a bare metal finish, and have been pressure tested.

- 822B** 4.2-gallon Axed Harley-style single cap tank
- 823B** 4.2-gallon Axed Harley-style dual cap tank
- 824B** 3-gallon Mustang-style single cap tank
- 825B** 3-gallon Mustang-style dual cap tank



824B
3.0 Gallon
Capacity



825B
3.0 Gallon
Capacity



SPECIAL NOTES:

- 1) GAS CAPS ARE NOT INCLUDED.
- 2) ALWAYS FIT BEFORE PAINTING. PAUGHCO WILL NOT WARRANTY AFTER PAINTING.
- 3) ALL GAS TANKS SHOULD BE MOUNTED ON LEATHER SPACERS OR BUSHINGS.
- 4) SEE OUR PETCOCK ADAPTERS AND APPLICATION CHART ON PAGE 162.

Paughco #	GAS TANK DIMENSIONS						
	Tank Length	Tank Width	Tank Depth	Tunnel Length	Tunnel Depth	Tunnel Width	Centerline Hole-to-Hole On Mounting Brackets
822B/823B	15¾"	13½"	8¾"	15¾"	2¼"	2¼"	14⅝"
824B/825B	16½"	12"	7"	16½"	2¼"	2¼"	14⅝"



MUSTANG & AXED TANKS FOR 1995-2003 SPORTSTERS



822C
4.2 Gallon Capacity



823C
4.2 Gallon Capacity



TRIKE KITS

SPRINGERS & FORKS

HANDLEBARS & RISERS

LIGHTING

FRAMES & ACCESSORIES

WHEELS & BRAKES

MUSTANG AND AXED TANKS FOR 1995-2003 SPORTSTERS

Available in two popular styles that will bolt right to the stock frame mounts on 1995–2003 Sportsters. They use cam-style gas caps, and have externally threaded bungs on the left-side for 22mm aftermarket or HD petcocks. All tanks come with a bare metal finish, and have been pressure tested.

- 822C** 4.2-gallon Axed Harley-style single cap tank
- 823C** 4.2-gallon Axed Harley-style dual cap tank
- 824C** 3-gallon Mustang-style single cap tank
- 825C** 3-gallon Mustang-style dual cap tank

GAS & OIL TANKS



824C
3.0 Gallon Capacity



825C
3.0 Gallon Capacity



SPECIAL NOTES:

- 1) GAS CAPS ARE NOT INCLUDED.
- 2) ALWAYS FIT BEFORE PAINTING. PAUGHCO WILL NOT WARRANTY AFTER PAINTING.
- 3) ALL GAS TANKS SHOULD BE MOUNTED ON LEATHER SPACERS OR BUSHINGS.
- 4) SEE OUR PETCOCK ADAPTERS AND APPLICATION CHART ON PAGE 162.

SHEET METAL

ENGINE & ELECTRICAL

PRIMARY & DRIVETRAIN

FOOT CONTROLS


TRANSMISSION

EXHAUST


Paughco #	GAS TANK DIMENSIONS						
	Tank Length	Tank Width	Tank Depth	Tunnel Length	Tunnel Depth	Tunnel Width	Centerline Hole-to-Hole On Mounting Brackets
822C/823C	15¾"	13½"	8¾"	15¾"	2¼"	2¼"	14⅝"
824C/825C	16½"	12"	7"	16½"	2¼"	2¼"	14⅝"

TOOLS & GENERAL

AXED GAS TANKS FOR 1957-1981 SPORTSTERS



822S
4.2 Gallon
Capacity



AXED TANKS FOR 1957-1981 SPORTSTERS

These 4.2-gallon single cap tanks will bolt right to the stock frame mounts on 1957–1981 Sportsters. They have been updated to the late screw-in gas cap bung and vent, and they include a Paughco #747-2 threaded hose line fitting for the vent bung on the bottom of the tank. These tanks also have internally threaded bungs on the right-side for 3/8" NPT after-market or HD petcocks. All tanks come with a bare metal finish, and have been pressure tested.

822S Fits 1957–1978 Sportsters

822AS Fits 1979–1981 Sportsters

800S Chrome screw-in vented gas cap (OEM 61102-83A)

SPECIAL NOTES:

- 1) GAS CAPS ARE NOT INCLUDED.
- 2) ALWAYS FIT BEFORE PAINTING. PAUGHCO WILL NOT WARRANTY AFTER PAINTING.
- 3) ALL GAS TANKS SHOULD BE MOUNTED ON LEATHER SPACERS OR BUSHINGS.
- 4) SEE OUR PETCOCK ADAPTERS AND APPLICATION CHART ON PAGE 162.



800S




822AS
4.2 Gallon
Capacity




Paughco #	GAS TANK DIMENSIONS						
	Tank Length	Tank Width	Tank Depth	Tunnel Length	Tunnel Depth	Tunnel Width	Centerline Hole-to-Hole On Mounting Brackets
822S	15¾"	13½"	8¾"	15¾"	2¼"	2¼"	16 ¹³ / ₁₆ "
822AS	15¾"	13½"	8¾"	15¾"	2¼"	2¼"	15"

AXED GAS TANKS FOR 1982-UP SPORTSTERS



822BS
4.2 Gallon Capacity



SPECIAL NOTES:


- 1) GAS CAPS ARE NOT INCLUDED.
- 2) ALWAYS FIT BEFORE PAINTING. PAUGHCO WILL NOT WARRANTY AFTER PAINTING.
- 3) SEE OUR PETCOCK ADAPTERS AND APPLICATION CHART ON PAGE 162.

AXED TANKS FOR 1982-1994 SPORTSTERS

This 4.2-gallon single cap tank will bolt right to the stock frame mounts on 1982-1994 Sportsters. It has the late stock-style screw-in filler and vent, and includes a Paughco #747-2 threaded hose line fitting for the vent bung. It accepts 22mm aftermarket or stock HD petcocks, comes with a bare metal finish, and has been pressure tested

822BS Fits 1982-1994 Sportsters (right-side petcock)

800S Chrome screw-in vented gas cap (OEM 61102-83A)



822CS
4.2 Gallon Capacity



822CS1
4.2 Gallon Capacity



AXED TANKS FOR 1995-UP SPORTSTERS

These 4.2 gallon single cap custom tanks are designed to bolt right up to the stock mounting locations on 1995-up Sportster models. They have the late stock-style screw-in filler neck with vent, and have left-side 22mm petcock bungs on the 1995 thru 2006 tanks. Re-use your OEM fuel pump assembly on the 2007-up gas tanks.

822CS Fits 1995-2003 Sportsters

822CS1 Fits 2004-2006 rubber-mounted Sportsters

822CS2 Fits 2007-up fuel-injected Sportsters

800S Chrome screw-in vented gas cap

800S

Paughco #	GAS TANK DIMENSIONS						
	Tank Length	Tank Width	Tank Depth	Tunnel Length	Tunnel Depth	Tunnel Width	Centerline Hole-to-Hole On Mounting Brackets
822BS	15¾"	13½"	8¾"	15¾"	2¼"	2¼"	14⅝"
822CS	15¾"	13½"	8¾"	15¾"	2¼"	2¼"	14⅝"
822CS1	15¾"	13½"	8¾"	15"	2¼"	3¼"	23"
822CS2	15¾"	13½"	8¾"	15"	2¼"	3¼"	23"

FAT BOB-STYLE GAS TANKS FOR 1982-2003 SPORTSTERS



832B
4.2 Gallon Capacity



833B
4.2 Gallon Capacity



800

ONE-PIECE FAT BOB TANKS WITH CAM-STYLE BUNGS FOR 1982-2003 SPORTSTERS

These 4.2-gallon tanks will bolt right to the stock frame mounts on 1982–2003 Sportsters. They have early cam-style gas cap bungs, but have a late stock-style externally threaded bung on the left-side for 22mm aftermarket or HD petcocks. All tanks include a Paughco #832MK mounting kit, and #747-2 hose line fittings. They come with a bare metal finish, and have been pressure tested.

- 832B** Single cap tank for 1982–1994 Sportsters
- 833B** Dual cap tank for 1982–1994 Sportsters
- 832C** Single cap tank for 1995–2003 Sportsters
- 833C** Dual cap tank for 1995–2003 Sportsters (not shown)
- 832MK** Replacement mounting kit for all tanks listed above
- 747-2** Replacement hose fittings (sold each)
- 800** Chrome cam-style vented gas cap (OEM 61103-36)

SPECIAL NOTES:

- 1) GAS CAPS ARE NOT INCLUDED.
- 2) ALWAYS FIT BEFORE PAINTING. PAUGHCO WILL NOT WARRANTY AFTER PAINTING.
- 3) ALL GAS TANKS SHOULD BE MOUNTED ON LEATHER SPACERS OR BUSHINGS.
- 4) SEE OUR PETCOCK ADAPTERS AND APPLICATION CHART ON PAGE 162.




832MK



747-2




832C
4.2 Gallon Capacity



Paughco #	GAS TANK DIMENSIONS						
	Tank Length	Tank Width	Tank Depth	Tunnel Length	Tunnel Depth	Tunnel Width	Centerline Hole-to-Hole On Mounting Brackets
832B/833B	19¼"	14½"	8"	19¼"	2"	3½"	14⅝"
832C/833C	19¼"	14½"	8"	19¼"	2"	3½"	14⅝"



FAT BOB-STYLE GAS TANKS FOR 1982-2003 SPORTSTERS



832BS
4.2 Gallon
Capacity



SPECIAL NOTES:

- 1) GAS CAPS ARE NOT INCLUDED.
- 2) ALWAYS FIT BEFORE PAINTING.
PAUGHCO WILL NOT WARRANTY AFTER PAINTING.
- 3) ALL GAS TANKS SHOULD BE MOUNTED ON LEATHER SPACERS OR BUSHINGS.
- 4) SEE OUR PETCOCK ADAPTERS AND APPLICATION CHART ON PAGE 162.

ONE-PIECE FAT BOB TANKS WITH SCREW-IN BUNGS FOR 1982-2003 SPORTSTERS

These 4.2-gallon single cap tanks will bolt right to the stock frame mounts on 1982-2003 Sportsters. They have the late stock-style screw-in filler and vent, and will accept 22mm aftermarket or stock HD petcocks. Both tanks include a Paughco #832MK mounting kit, and #747-2 hose line fittings. They come with a bare metal finish, and have been pressure tested.

- 832BS** Fits 1982-1994 Sportsters
- 832CS** Fits 1995-2003 Sportsters
- 832MK** Replacement mounting kit for #'s 832BS and 832CS
- 747-2** Replacement hose fittings (sold each)
- 800S** Chrome screw-in vented gas cap (OEM 61102-83A)



747-2




832MK



800S



832CS
4.2 Gallon
Capacity



Paughco #	GAS TANK DIMENSIONS						
	Tank Length	Tank Width	Tank Depth	Tunnel Length	Tunnel Depth	Tunnel Width	Centerline Hole-to-Hole On Mounting Brackets
832BS	19¼"	14½"	8"	19¼"	2"	3½"	14⅝"
832CS	19¼"	14½"	8"	19¼"	2"	3½"	14⅝"

FAT BOB-STYLE GAS TANKS FOR 2004-UP SPORTSTERS



ONE-PIECE FAT BOB TANKS FOR 2004-UP SPORTSTER MODELS

These custom gas tanks are made specifically for the newest generation of Sportsters with rubber-mounted engines. They feature an offset, stock-style screw-in filler with vent, and have a standard 22mm petcock bung on the left-side of the tanks for 2004–2006 models, or you can transfer over the fuel pump assembly from your 2007-up model. They attach to the stock frame mounting points on all rubber-mounted Sportster models with carburetors or fuel injection from 2004 to present.

- 836** 4.5-gallon tank for 2004–2006 Sportsters
- 836A** 3.4-gallon tank for 2004–2006 Sportsters
- 836XL2** 4.5-gallon tank for 2007-up fuel-injected Sportsters
- 800S** Chrome screw-in vented gas cap (OEM 61272-92A)



836XL2
4.5 Gallon Capacity

836A
Bottom View



836
4.5 Gallon Capacity

836A
Front View

836XL2
Bottom View



836A
3.4 Gallon Capacity



836A
3.4 Gallon Capacity

SPECIAL NOTES:

- 1) GAS CAPS ARE NOT INCLUDED.
- 2) ALWAYS FIT BEFORE PAINTING. PAUGHCO WILL NOT WARRANTY AFTER PAINTING.
- 3) SEE OUR PETCOCK ADAPTERS AND APPLICATION CHART ON PAGE 162.

Paughco #	GAS TANK DIMENSIONS						
	Tank Length	Tank Width	Tank Depth	Tunnel Length	Tunnel Depth	Tunnel Width	Centerline Hole-to-Hole On Mounting Brackets
836	21"	14"	9"	21"	5"	3¼"	23"
836XL2	21"	14"	9"	21"	5"	3¼"	23"
836A	21"	12"	9"	21"	5"	3¼"	23"



CUSTOM PEANUT TANK FOR SPORTSTERS

'FRISCO-STYLE' SPORTSTER GAS TANKS

Great looking 'Old School' Sportster King and standard size tanks modified to feature very low 1¼"-deep tunnels and flat bottoms. They sit up tall on the frame backbone for a cool "Frisco-Style" custom look, and are the same size as our other popular Paughco flat bottom Sportster tanks, but have the special tunnel. They take all 22mm HD or aftermarket petcocks and screw-in gas caps.

- 866F** 2.9 gallon 'Frisco-style' King tank
- 867F** 2.2 gallon 'Frisco-style' Standard tank
- 800S** Chrome screw-in vented gas cap (sold each) OEM 61102-83A



'STANDARD' AND 'KING' SPORTSTER GAS TANKS

Traditional Sportster Standard and King tanks, but modified for universal applications with horseshoe front mounts and tab rear mounts. They're equipped with a bung for the late stock-style screw-in filler and vent, and accept late model 22mm petcocks. They have bare metal finishes, and have been pressure tested.

- 866** 2.9-gallon King tank
- 867** 2.2-gallon Standard tank
- 800S** Chrome screw-in vented gas cap (sold each) OEM 61102-83A



'KING' TANKS FOR 1995-2006 SPORTSTERS

Traditional styling and 2.9-gallons of fuel capacity for 1995 thru 2006 carbureted Sportster models. OEM-style mounting brackets permit easy installation directly to the stock locations. They use screw in caps and 22mm petcocks.

- 866XL** Fits 1995–2003 Sportsters
- 866XL1** Fits 2004–2006 rubber-mounted Sportsters
- 800S** Chrome screw-in vented gas cap (sold each) OEM 61102-83A

Paughco #	GAS TANK DIMENSIONS						
	Tank Length	Tank Width	Tank Depth	Tunnel Length	Tunnel Depth	Tunnel Width	Centerline Hole-to-Hole On Mounting Brackets
866	16"	11"	8"	16"	3"	2¼"	16⅝"
866F	16"	11"	8"	16"	1¼"	2¼"	16⅝"
866XL	16"	11"	8"	16"	3"	2¼"	14⅝"
866XL1	16"	11"	8"	16"	3"	3¼"	23"
867	16"	9¼"	8"	16"	2½"	2¼"	16⅝"
867F	16"	9¼"	8"	16"	1¼"	2¼"	16⅝"

CUSTOM PEANUT TANKS



866SKLT



866SKLT

866SKHT



866SKHT

WELD-IN FUEL INJECTION PUMP PLATES

The easiest way to build custom fuel tanks when converting to OEM Sportster fuel injection pumps (OEM #75268-07) or when making special tanks for stock 2007-up Sportster models. Stamped into a 5¼" x 8½" sheet of 16-gauge steel with 6mm or 13mm depth. Requires a 6½" x 3" flat area on the bottom of the tank for installation. A replacement fuel pump seal is also available. Sold each.

13102 13mm depth

13103 6mm depth

22254 Replacement seal (replaces OEM #75301-07)



'SUPER KING' PEANUT TANKS

A new twist on the original Sportster 'King' tanks. We cut two shell blanks apart and weld them back together to create this all-new, extra-wide 'Super King' gas tank. These tanks are 2" wider than the original 'King tanks' providing additional fuel and a unique 'fat look' for any custom build. They use screw-in vented gas caps and come in high-tunnel and low-tunnel versions. The universal mounts facilitate a quick installation on most custom applications. Tanks have a bare metal finish and have been pressure tested.

866SKLT 3.2-gallon low-tunnel tank

866SKHT 3.2-gallon high-tunnel tank

Paughco #	GAS TANK DIMENSIONS						
	Tank Length	Tank Width	Tank Depth	Tunnel Length	Tunnel Depth	Tunnel Width	Centerline Hole-to-Hole On Mounting Brackets
866SDF	16"	11"	8"	16"	1¼"	2¼"	16⅝"
866SKHT	16"	13"	8"	16"	2½"	2¼"	16⅝"
866SKLT	16"	13"	8"	16"	1¼"	2¼"	16⅝"
867MC	15½"	8"	8"	16"	1¾"	2¼"	16⅝"
867MS	15½"	8"	8"	16"	1¾"	2¼"	16⅝"
867SDF	16"	9¼"	8"	16"	1¼"	2¼"	16⅝"



CUSTOM PEANUT TANKS



866SDF



867SDF



867MC



866SDF



867SDF



867MS



867MC

'SWOOP DISHED' PEANUT TANKS

These all-new tanks feature a special reversed swoop-shaped panel in their sides that make for one-of-a-kind custom styling. Available in 'Standard' and 'King' sizes, these tanks both have 1 1/4" Frisco-style shallow tunnels for that high-mount styling. The Standard tank uses a 1/4" NPT petcock and the King tank uses a 22mm petcock. Both tanks have screw-in fuel cap bungs with vent fittings. Tanks have a bare metal finish and are pressure tested before packaging.

- 866SDF** 2.5-gallon King tank
- 867SDF** 2.0-gallon Standard tank

'MINI-STYLE' PEANUT TANKS

These new Sportster-style tanks have been sectioned and narrowed to an 8"-width to create a cool new look for custom Bobbers. They have a tunnel depth of 1 1/4" that results in a great high-mount look. Available with screw-in or cam-style bungs and a 22mm petcock bung. They have a bare metal finish and hold 1.7 gallons of fuel.

- 867MS** Mini tank with screw-in gas cap bung
- 867MC** Mini tank with cam-style gas cap bung

TRIKE KITS
SPRINGERS & FORKS
HANDLEBARS & RISERS
LIGHTING
FRAMES & ACCESSORIES
WHEELS & BRAKES
GAS & OIL TANKS
SHEET METAL
ENGINE & ELECTRICAL
PRIMARY & DRIVETRAIN
FOOT CONTROLS
TRANSMISSION
EXHAUST
TOOLS & GENERAL

DISHED CUSTOM GAS TANKS FOR UNIVERSAL APPLICATIONS



814IL



816IL



'DISHED' AND AXED CUSTOM TANKS

We took some of our most popular Harley-style tanks and gave them the 'Old-School' treatment by dishing in their sides. Their compact size will let them fit just about any frame backbone, and they are easily mounted. All tanks are equipped with a bung for a cam-style gas cap, and also have a bung for a late model 22mm petcock. They come with a bare metal finish, and have been pressure tested.

- 814IL** 3.0-gallon dished tank
- 816IL** 3.5-gallon dished tank
- 820IL** 4.5-gallon dished tank
- 830IL** 5.0-gallon dished tank



830IL



814IL



816IL



820IL



830IL

Paughco #	GAS TANK DIMENSIONS						
	Tank Length	Tank Width	Tank Depth	Tunnel Length	Tunnel Depth	Tunnel Width	Centerline Hole-to-Hole On Mounting Brackets
814IL	16"	10"	9"	16"	2½"	2½"	16¾"
816IL	16"	12"	9"	16"	2¼"	2½"	16¼"
820IL	19½"	11½"	8"	19½"	4¼"	2½"	19¾"
830IL	19"	13½"	9"	19"	4¼"	2½"	19¾"

DISHED CUSTOM GAS TANKS FOR 1995-UP SPORTSTERS



DISHED AND AXED CUSTOM TANKS FOR 1995-UP SPORTSTERS

We took our most popular gas tanks and gave them the 'Old-School' treatment by dishing-in their sides and then adding the appropriate OEM-style mounting brackets to fit all 1995-up Sportster models, including the 2007-up fuel-injected models. Now you can bolt on a fantastic looking tank and get more fuel at the same time. These single cap tanks have the late stock-style screw-in filler necks, and have 22mm petcock bungs on the 1995 thru 2006 tanks. Re-use your OEM fuel pump assembly on the 2007-up tanks. Available in 3 different capacities to fit your particular needs.

- 816ILCS** 3.8-gallon tank for 1995–2003 Sportsters
- 816ILCS1** 3.8-gallon tank for 2004–2006 rubber-mounted Sportsters
- 816ILCS2** 3.8-gallon tank for 2007-up fuel-injected Sportsters
- 820ILCS** 3.8-gallon tank for 1995–2003 Sportsters
- 820IL1** 3.8-gallon tank for 2004–2006 rubber-mounted Sportsters
- 820IL2** 3.8-gallon tank for 2007-up fuel-injected Sportsters
- 830ILCS** 4.5-gallon tank for 1995–2003 Sportsters
- 830IL1** 4.5-gallon tank for 2004–2006 rubber-mounted Sportsters
- 830IL2** 4.5-gallon tank for 2007-up fuel-injected Sportsters

Paughco #	GAS TANK DIMENSIONS						
	Tank Length	Tank Width	Tank Depth	Tunnel Length	Tunnel Depth	Tunnel Width	Centerline Hole-to-Hole On Mounting Brackets
816ILCS	16"	12"	9"	16"	2¼"	2½"	14⅝"
816ILCS1	16"	12"	9"	16"	2¾"	3¼"	23"
816ILCS2	16"	12"	9"	16"	2¾"	3¼"	23"
820ILCS	19½"	11½"	8"	19½"	2½"	2½"	14⅝"
820IL1	19½"	11½"	8"	19½"	2¾"	3¼"	23"
820IL2	19½"	11½"	8"	19½"	2¾"	3¼"	23"
830ILCS	19"	13½"	9"	19"	2½"	2½"	14⅝"
830IL1	19"	13½"	9"	19"	2¾"	3¼"	23"
830IL2	19"	13½"	9"	19"	2¾"	3¼"	23"

CUSTOM GAS TANKS



AXED CUSTOM GAS TANK WITH 'PEAK'

We originally did this tank for our 'Project 45' show bike, but the response to it was so great that we had to put it into production. The 'Peak' down the center of the tank is created because of the angle at which the two tank halves come together, creating an interesting styling touch. This 2.2 gallon tank has a bung for a cam-style gas cap, and uses 1/4" NPT petcocks on both sides at the rear of the tank. It's fitted with straight mounting tabs at the front and rear to attach it to your frame. The tanks have bare metal finishes, and have been pressure tested.

- 801** 2.2-gallon gas tank
- 800** Chrome cam-style vented gas cap (OEM 61103-36)



1915-STYLE FLAT TANKS

This two-piece tank was specially-designed for a new frame (Paughco #128S5-USP.... see page 91) that was originally commissioned by U.S. Choppers for their Boardtrack Rolling Chassis' project. It includes petcock fittings, crossover line fittings and threaded gas caps and bungs (not installed). This permits the builder to position them where he wants. The tanks can be used for all fuel, or half oil and half fuel, and are made from 16-gauge steel to hold approximately 3.5-gallons of fuel.

- 1915ST** 3.5-gallon 1915 reproduction gas tank



KENDALL JOHNSON HALF-SHELL GAS TANK

Designed by master builder Kendall Johnson, this universal-fit gas tank is the smallest in the Paughco catalog. It screams 'pure custom' with its unique half-shell and flat bottom, and is easy to mount to any backbone with its front and rear tabs. It has a bung for the late stock-style screw-in filler and vent, and accepts a 1/4" NPT petcock. Comes with a bare metal finish, and has been pressure tested.

- 864** 1.25-gallon Kendall Johnson gas tank
- 800S** Chrome screw-in vented gas cap (OEM 61102-83A)

Paughco #	GAS TANK DIMENSIONS						
	Tank Length	Tank Width	Tank Depth	Tunnel Length	Tunnel Depth	Tunnel Width	Centerline Hole-to-Hole On Mounting Brackets
801	16"	9"	9"	16"	3"	3"	17¼"
864	15½"	8¾"	5½"	15½"	1¼"	2¼"	17½"
1915ST	26½"	6"	6"	26"	-	1½"	NOT APPLICABLE

GAS TANK SHELLS & COMPONENTS

TRIKE
KITS

SPRINGERS
& FORKS

HANDLEBARS
& RISERS

LIGHTING

FRAMES &
ACCESSORIES

WHEELS
& BRAKES

GAS & OIL
TANKS

SHEET
METAL

ENGINE &
ELECTRICAL

PRIMARY &
DRIVETRAIN

FOOT
CONTROLS

TRANSMISSION

EXHAUST

TOOLS &
GENERAL



PAUGHCO #'s 810SHL, 822SHL, 830SHL AND 850SHL TANK SHELLS ARE SOLD EACH, EVEN THOUGH IT REQUIRES TWO OF EACH NUMBER TO MAKE A COMPLETE GAS TANK. THIS IS FOR THOSE CUSTOMERS WHO MAY WANT TO USE THEM FOR SOME OTHER PURPOSE.

'BUILD YOUR OWN TANK' UNIVERSAL SHELLS AND COMPONENTS

Now available! All of the parts we use in-house, to build our legendary custom tanks. Choose from seven profiles to create a "one of a kind" tank for your special ride, and then trim to your desired shape.... mild to wild. Assorted mounts and petcock bungs also available. The universal 2½"-wide tunnels can also be trimmed to fit, to facilitate construction of your custom tank.

TANK SHELLS	MEASUREMENTS
850SHL	22"-long x 10"-wide x 9½"-deep
840SHL	21"-long x 8"-wide x 8"-deep
810SHL	16½" x 7"-wide x 6"-deep
822SHL	16"-long x 8½"-wide x 7"-deep
830SHL	19"-long x 9"-wide x 7"-deep
866SHL	XL King Tank (2.9 gal.) 16"-L x 11"-W x 8"-D
867SHL	XL Standard Tank (2.2 gal.) 16"-L x 9¼"-W x 8"-D
COMPONENTS	DESCRIPTION
800TNL	Universal tunnel – 2½"-wide x 5"-tall x 21½"-long
800TNL24	Universal tunnel – 2½"-long x 5"-tall x 24"-long
800SB	Tank bung – screw type
800TM1	Tank mount – large cradle
800TM2	Tank mount – 1/2 round universal
800TM3	Tank mount – tab-style
800TB1	Petcock bung – 1/4" NPT
800TB2	Petcock bung – 3/8" NPT
800TB3	Petcock bung – 22mm

- 850SHL** Tank shell (sold each)
- 840SHL** Tank shells (pair)
- 810SHL** Tank shell (sold each)
- 822SHL** Tank shell (sold each)
- 830SHL** Tank shell (sold each)
- 866SHL** Tank shell (sold each)
- 867SHL** Tank shell (sold each)
- 800TNL** Universal tunnel (sold each)
- 800TNL24** Universal tunnel (sold each)
- 800SB** Tank bung – screw type (sold each)
- 800TM1** Tank mount – large cradle (sold each)
- 800TM2** Tank mount – 1/2 round univ. (sold each)
- 800TM3** Tank mount – tab style (sold each)
- 800TB1** Petcock bung – 1/4 NPT (sold each)
- 800TB2** Petcock bung – 3/8 NPT (sold each)
- 800TB3** Petcock bung – 22mm (sold each)

TRIKE KITS

SPRINGERS & FORKS

HANDLEBARS & RISERS

LIGHTING

FRAMES & ACCESSORIES

WHEELS & BRAKES

GAS & OIL TANKS

SHEET METAL

ENGINE & ELECTRICAL

PRIMARY & DRIVETRAIN


FOOT CONTROLS

TRANSMISSION

EXHAUST

TOOLS & GENERAL

GAS CAPS, PETCOCKS & HARDWARE



800



800S

GAS CAPS, PETCOCKS AND ADAPTORS FOR PAUGHCO GAS TANKS

Everything you need, except paint, to complete your gas tank installation. Sold each.

800 Chrome early cam-style vented gas cap (OEM 61103-36) sold each

800S Chrome screw-in vented gas cap (OEM 61102-83A)

800A 1/8" NPT 90° petcock (3/16" hose barb)

800A1 1/4" NPT 90° petcock (3/16" hose barb)

800A3 Rubber hose banjo fitting. Eliminates steel line fittings

800AR 1/4" NPT straight petcock with reserve (3/16" hose barb)

800B Reducer bushing – 1/4" NPT to 1/8" NPT

800C Reducer bushing – 3/8" NPT to 1/8" NPT

800D Reducer bushing – 3/8" NPT to 1/4" NPT

800E 1/8" NPT hex plug (zinc-plated)

800F 1/4" NPT hex plug (zinc-plated)

800G 1/2" x 3/8" unplated fitting for custom-built gas and oil tanks

800H Adapter to put 3/8" NPT petcock on late-style 22mm tank bung

800I Adapter to put 1/4" NPT petcock on late-style 22mm tank bung

800J Adapter to put late-style 22mm petcock on tank with 3/8" NPT bung

800K 3/8" NPT hex plug

800L Reducer bushing – 1/2" NPT to 3/8" NPT



800A



800A1



800AR



800A3



800B



800C



800D



800E



800F



800G



800H



800I



800J



800K



800L

A WORD ABOUT OUR PETCOCK ADAPTORS

Paughco gas tanks are manufactured with different petcock bungs. Depending on their intended application, they will have at least one 1/4" NPT, 3/8" NPT or 22mm bung. To make it easier to install different size petcocks than the bung on the tank is intended for, we have a selection of adapters for your use. Use the chart below to pick the right one for your needs.

GAS TANK BUNG STYLE	PETCOCK OR FUEL VALVE TYPE					
	1/8" NPT External Thread (Paughco #800A)	1/4" NPT External Thread (Paughco #800A1)	1/4" NPT External Thread With Reserve (Paughco #800AR)	3/8" NPT External Thread (OEM or Aftermarket)	3/8" NPT External Thread With Reserve (OEM or Aftermarket)	22mm (13/16") Internal Thread With Reserve (OEM or Aftermarket)
1/4" NPT Internal Thread	800B	NONE REQUIRED	NONE REQUIRED	-	-	-
3/8" NPT Internal Thread	800C	800D	800D	NONE REQUIRED	NONE REQUIRED	800J
22mm (13/16") External Thread	800B WITH 800I	800I	800I	800H	800H	NONE REQUIRED



GAS CAPS AND OIL & GAS TANK FITTINGS



503A



525



525BR



525A



OIL AND GAS TANK FITTINGS

Everything you need to complete your oil tank installation.



747



800E



747-1



747-2



747-3



747-4



747-5



748H



749E

503A Hardware kit for attaching chain guard to oil tank. Bolts thru the inner primary (OEM 60640-29)

525 Push-in rubber filler plug for side fill oil tanks

525BR Brass push-in rubber filler plug

525A 1 1/16" 24 threaded cap for top fill oil tanks

747 Chrome oil tank drain plug with brass washer (5/8" 18 thread)

747-1 Oil tank fittings for early oil lines (1/8" NPT) set of 3

747-2 Universal rubber hose fitting for gas or oil tanks (1/8" NPT with a 1/4" hose barb). Fits Paughco #'s 832B, 832BS, 832C, 832CS, 833B and 833C gas tanks (sold each)

747-3 Universal rubber hose fitting for gas or oil tanks (1/8" NPT with a 3/8" hose barb) sold each

747-4 45° chrome elbow – 1/8" male NPT to 1/8" female NPT

747-5 90° chrome elbow – 1/8" male NPT to 1/8" female NPT

748H Chrome-plated oil filter for all Paughco oil tanks with filter (OEM 63782-80)

749E Battery tray mount for 1973–early 1978 FXE, and 1978–1982 FXS, FXWG and FLH models with Hitachi starters ONLY (not compatible with Prestolite starters) OEM 66228-78

800E Zinc-plated oil tank drain plug (1/8" NPT)



WELD-IN GAS TANK BUNG

For those of you who've decided to modify your existing tank or build your own, and want to use stock-style screw-in gas caps, this is just what you need.

800SB Sold each



RUBBER GAS TANK MOUNTS

These mounts are used to install 'flatside' gas tanks on 1985–1986 4-speed FX models, and 1984–1999 Softails. They can also be used in universal applications. Replaces OEMs 11447 and 5775.

10-110 Sold each



800LS1



800LS2


LONG-SKIRTED CAM-STYLE GAS CAPS

These chrome vented caps feature long side skirts to hide the raised cam bung on early OEM and Paughco custom tanks. Available with either short thin or wide knurling on the edges, they're exact copies of the stock caps used on Big Twins in the late 30's. Sold each.

800LS1 Thin knurling

800LS2 Wide knurling

OIL TANKS



REPLACEMENT SEAMLESS WRAP-AROUND OIL TANKS FOR BIG TWINS

Fit rigid frames and 1958–1964 swingarm frames with kickstart and steel primaries, but will NOT fit with aluminum primaries or 1979–up 4-speed transmissions (use Paughco #'s 746B, 748B, 746E or 748E). Use a Paughco #747 drain plug (sold separately). These oil tanks measure 7"-tall x 8⁵/₈"-deep x 10"-wide, and the battery compartment is 5³/₈"-wide x 5³/₈"-deep.

CHROME AND BLACK 4-QUART SIDE FILL OIL TANKS

- 746** Chrome tank with 3 threaded oil line fittings
- B746** Same as Paughco #746 but gloss black
- 746F** Chrome tank with oil filter and 3 threaded oil line fittings
- 746T** Chrome tank with 'push-on' hose barbs for vent and return lines
- 746TF** Chrome tank with oil filter and 'push-on' hose barbs for vent and return lines

CHROME AND BLACK 4-QUART TOP FILL OIL TANKS

- 748** Chrome tank with 3 threaded oil line fittings
- B748** Same as Paughco #748 but gloss black
- 748F** Chrome tank with oil filter and 3 threaded oil line fittings
- 748T** Chrome tank with 'push-on' hose barbs for vent and return lines (not shown)
- 748TF** Chrome tank with oil filter and 'push-on' hose barbs for vent and return lines

MOUNTING BRACKET AND BATTERY TRAY

- 749-1** Fits Paughco #'s 746T, 746TF, 748T and 748TF oil tanks

CHROME 3-QUART WRAP-AROUND OIL TANKS FOR ALUMINUM PRIMARY

These tanks use the small kickstart Sportster battery, and fit rigid frames and 1958–1964 swingarm frames with aluminum primaries or 1979–up 4-speed transmissions with steel primaries. Uses a Paughco #800E drain plug (sold separately). Measures 5⁵/₈"-tall x 8⁵/₈"-deep x 10"-wide. Battery plate is welded in place, and the compartment measures 5³/₈"-wide x 5³/₈"-deep.

- 746E** Side fill tank with 3 threaded oil line fittings
- 748E** Top fill tank with 3 threaded oil line fittings



SPECIAL NOTES:

- 1) USE PAUGHCO #748H OIL FILTER (OEM 63782-80) ON ALL TANKS WITH FILTERS.
- 2) OIL TANKS COME WITH FILLER CAP, OIL LINE FITTINGS AND BATTERY PLATE AS SHOWN.



746B



746BF



746BT



746BTF

SPECIAL NOTES:

- 1) Use PAUGHCO #748H OIL FILTER (OEM 63782-80) ON ALL TANKS WITH FILTERS.
- 2) Use PAUGHCO #800E DRAIN PLUG (SOLD SEPARATELY) ON ALL OF THESE OIL TANKS.
- 3) OIL TANKS COME WITH FILLER CAP, OIL LINE FITTINGS AND BATTERY PLATE AS SHOWN.

CUSTOM 3.5-QUART WRAP-AROUND OIL TANKS FOR BIG TWINS

Choose from eight chrome oil tanks with top or side fills, and four of them have the optional oil filter. When used with an FXE battery, they'll fit rigid and 1958–1964 swingarm frames, and will also clear 1979–up 4-speed transmissions. The tanks measure 5 $\frac{5}{8}$ "-tall x 8 $\frac{5}{8}$ "-deep x 12 $\frac{1}{4}$ "-wide, and the battery compartment is 7 $\frac{1}{2}$ "-wide x 5 $\frac{1}{8}$ "-deep.

SIDE FILL OIL TANKS

- 746B** With 3 threaded oil line fittings
- 746BF** With oil filter and 3 threaded oil line fittings
- 746BT** With 'push-on' hose barb for vent and return lines
- 746BTF** With oil filter and 'push-on' hose barb for vent and return lines

TOP FILL OIL TANKS


- 748B** With 3 threaded oil line fittings
- 748BF** With oil filter and 3 threaded oil line fittings
- 748BT** With 'push-on' hose barb for vent and return lines (not shown)
- 748BTF** With oil filter and 'push-on' hose barb for vent and return lines



748B



748BTF



748BF

CUSTOM OIL TANKS



746GTF



746GT

CUSTOM OIL TANKS FOR 1965-1986 STOCK FL/FX AND PAUGHCO 4-SPEED FRAMES

3.5-quart chrome oil tanks for 1965–1986 FL and FX 4-speed models, that provide easy access to the battery, and bolt to the stock mounts. They also fit Paughco stock-style frames. Each tank includes a two-piece front bracket for easy installation, and measures 5 $\frac{1}{16}$ "-tall x 7 $\frac{1}{2}$ "-deep x 12"-wide. The battery compartment is 7 $\frac{3}{8}$ "-wide x 4 $\frac{1}{8}$ "-deep.

746G With 3 threaded oil line fittings

746GT With 'push-on' hose barb for vent and return lines

746GTF With oil filter and 'push-on' hose barb for vent and return lines



746G

SPECIAL NOTES:

- 1) USE A PAUGHCO #748H OIL FILTER (OEM 63782-80) ON ALL OIL TANKS WITH FILTERS.
- 2) PAUGHCO 746G-SERIES OIL TANKS COME WITH FILLER CAP, OIL LINE FITTINGS AND SEAT POST BRACKET AS SHOWN.
- 3) USE A PAUGHCO #800E DRAIN PLUG (SOLD SEPARATELY) ON ALL PAUGHCO 746G-SERIES OIL TANKS.

ROUND OIL TANKS FOR 5-SPEED SOFTTAIL FRAMES

Three beautifully finished, chrome 3 $\frac{1}{2}$ quart oil tanks with integral battery boxes. Two of them are styled after the classic 'Barrel' tanks from the 60's and 70's, and the other is a new take on the look, with 'domed' ends. They fit Paughco 'Easyride' and 1986–1999 OEM Softtail frames, and may also be adapted to many custom rigid frames. Battery clearance under the seat must be checked closely, as the seat may need to be notched. Will also fit 2000–2006 Twin Cam 88 Softtails when custom oil lines and fittings are used. Each tank includes a filler cap.

746RDST Side fill round oil tank

748RDST Center fill round oil tank (not shown)

748RDHST Center fill round domed oil tank



746RDST



748RDHST





CHROME OIL TANKS FOR PAUGHCO 5-SPEED FRAMES

4-quart electric start oil tanks for FXE battery when used on Paughco's 5-speed 1982-up Touring and FXR rigid or swingarm frames. They measure 5½"-tall x 8½"-deep x 12¼"-wide, and the battery compartment is 7¾"-wide x 5¼"-deep.

746C Side fill tank

748C Top fill tank



CHROME OIL TANKS FOR MAGNETO ENGINES IN HD OR PAUGHCO FRAMES

Choose from three different oil tanks with 4-quart or 5-quart capacities.

4-QUART SIDE FILL OIL TANKS

Low-profile oil tank for rigid or early swingarm frames. Also fits with 1979-up 4-speed transmissions and aluminum primaries, but does not fit 5-speeds. This oil tank has no battery compartment, and is 1¾" shorter than the Paughco #746MAG.

746E MAG Side fill tank

Low-profile oil tank for use with steel primaries. This is an excellent oil tank to show off all-chrome transmissions because it has no battery compartment, and is 1¾" shorter than the Paughco #746MAG. It has a flat tab in front, and a chain guard and primary tab in the rear.

746E MAG FL Side fill tank



5-QUART SIDE FILL OIL TANK

For rigid and early swingarm frames with open belt or steel primaries, and pre-1979 4-speed transmissions. Ideal for big inch engines, because it has no battery compartment for more oil capacity.

746MAG Side fill tank



SPECIAL NOTES:

- 1) USE PAUGHCO #800E DRAIN PLUG (SOLD SEPARATELY) ON ALL OF THESE OIL TANKS.
- 2) OIL TANKS COME WITH FILLER CAP, OIL LINE FITTINGS AND BATTERY PLATE (IF REQUIRED) AS SHOWN.

OIL TANKS FOR SOFTAIL & PAUGHCO FRAMES



746ST



748ST

SPECIAL NOTES:
1) OIL TANKS INCLUDE FILLER CAP.



B746ST



746STW



748STW

WRAP-AROUND OIL TANKS FOR SOFTAILS AND PAUGHCO 'EASYRIDE' OR 'RUBBER MOUNT' FRAMES

A nice selection of oil tanks to fit many Softail or Paughco swingarm frames.

3-QUART OIL TANKS FOR SOFTAIL AND PAUGHCO FRAMES

Fit 1986-1999 stock-width HD Softail and Paughco 'Easyride' frames.

746ST Chrome side fill tank (OEM 62498-84C)

B746ST Gloss black side fill tank

748ST Chrome top fill tank

'WINGED' 3-QUART OIL TANKS FOR EVOLUTION SOFTAIL AND PAUGHCO FRAMES

Fit 1986-1999 stock-width HD Softail and Paughco 'Easyride' frames. These tanks are the same as the standard tanks, but the 'Wing' extensions fill the gap between the oil tank and the frame for a cleaner look.

746STW Chrome side fill tank with wings

748STW Chrome top fill tank with wings

'WINGED' 4-QUART OIL TANKS FOR EXTRA-WIDE PAUGHCO FRAMES

Similar to the standard width 'Winged' oil tanks listed above but fit extra-wide Paughco 'Easyride' frames.

746STWX Chrome side fill tank with wings (not shown)

3-QUART OIL TANKS FOR PAUGHCO TWIN CAM 'EASYRIDE' FRAMES

These wrap-around oil tanks have 'push-on' hose barbs for vent and return lines and fit 2000-up Twin Cam engines in Paughco 'Easyride' frames, or custom applications with rubber oil lines. Will NOT work with stock HD hard lines.

746STTC Chrome side fill tank

748STTC Chrome top fill tank (not shown)

3-QUART OIL TANK FOR PAUGHCO 'RUBBER MOUNT' FRAMES

Fits Paughco rubber mount frames when using FXR or Touring model trans-missions. Uses a Paughco #747 drain plug (sold separately). For proper mounting, please also order a Paughco #749A1 mounting bracket.

746R Chrome side fill tank

749A1 Mounting bracket (OEM 62704-84)



746STTC



746R



749A1



TWIN CAM & CUSTOM OIL TANKS

TRIKE
KITS

SPRINGERS
& FORKS

HANDLEBARS
& RISERS

LIGHTING

FRAMES &
ACCESSORIES

WHEELS
& BRAKES

GAS & OIL
TANKS

SHEET
METAL

ENGINE &
ELECTRICAL

PRIMARY &
DRIVETRAIN

FOOT
CONTROLS

TRANSMISSION

EXHAUST

TOOLS &
GENERAL



746U

746UF

CHROME ROUND UNIVERSAL OIL TANKS

These chrome steel oil tanks feature universal rubber mounts..... two on top and one on the bottom, to permit easy installation in many custom applications where "simpler is better". Available with or without a spin on filter. Uses standard NPT hose fittings.

746U Side fill 4-quart oil tank

746UF Side fill 3½ quart oil tank with filter



UNIVERSAL 'FOOTBALL' OIL TANK

An all-new, 3½ quart football-style oil tank for custom creations. The tapered ends started life as headlight housings, but we found a new use for them to create this wild oil tank. It features a universal front lower mount and two top threaded mounts, and installs easily in any custom application. Uses standard NPT hose fittings.

746NFL Center fill oil tank



INCLUDES A
BRACKET KIT



746STWTC

INCLUDES A
BRACKET KIT



748STWTC

CHROME 'WINGED' OIL TANKS FOR TWIN CAM MODELS

These 3-quart oil tanks will fit all 2000-up stock-width HD Softtail frames, and Paughco 'Easyride' frames for Twin Cam 'B' engines. They work with the stock oil lines, and fit like the Original Equipment tanks, but the 'Wing' extensions fill the gap between the oil tank and the frame for a cleaner look.

746STWTC Side fill tank with wings

748STWTC Top fill tank with wings

TRIKE
KITS

SPRINGERS
& FORKS

HANDLEBARS
& RISERS

LIGHTING

FRAMES &
ACCESSORIES

WHEELS
& BRAKES

GAS & OIL
TANKS

SHEET
METAL

ENGINE &
ELECTRICAL

PRIMARY &
DRIVETRAIN

FOOT
CONTROLS

TRANSMISSION

EXHAUST

TOOLS &
GENERAL

OIL TANK MOUNTING HARDWARE & BRACKETS



212



212A



502



502A



524

OIL TANK MOUNTING HARDWARE AND BRACKETS

Everything you need to complete your oil tank installation.


- 212** Clutch cable bracket for electric start models (bent up)
- 212A** Clutch cable bracket for kickstart models (bent down)
- 502** Battery hold downs (sold in pairs) OEM 66390-58 and 66393-58
- 502A** Chrome battery top cover for 6-volt batteries (OEM 66373-54TA)
- 524** Battery plate bracket for use with Paughco #749 (bolts to fender) OEM 62585-36
- 749** Oil tank mounting bracket and battery tray for rigid frames and 1958-1964 swingarm frames (OEM 62575-36)
- 749-1** Same Paughco #749 but for Paughco #'s 746T, 746TF, 748T and 748TF oil tanks
- 749A** Battery support bracket (OEM 62584-58)
- 749A1** Oil tank mounting bracket for 1984-1999 Softails (OEM 62704-84)
- 749A2** Oil tank mounting bracket for 1984-1999 Softails (OEM 62707-84)
- 749B** Oil tank base plate spacers (sold in pairs) OEM 62581-36
- 749C** Hardware kit for the rear of Paughco #'s 749 and #749-1 (sold in pairs) OEM 2404
- 749D** Hardware kit for the front of Paughco #'s 749 and #749-1 (sold in pairs) OEM 4013



749-1




749



749A1



749A



525-250

525-312



749A2

RUBBER VIBRATION DAMPERS

Choose from the two most popular sizes. Sold in packs of 3.

- 525-312** With 5/16"-18 x 3/4" studs both ends
- 525-250** With 1/4"-20 x 1/2" studs both ends



749B



749C



749D



413



412

CHROME SUPPORT BRACKETS

Sold each.

- 412** Clutch cable support bracket (bolts to the front head)
- 413** Oil line support bracket that bolts to the bottom of oil tank base plate. Keeps lines away from the rear pipe



170

SPORTSTER BATTERY TRAYS & OIL TANKS



OIL TANKS AND BATTERY TRAY KITS FOR SPORTSTERS

Many of the key components for early custom rigid or stock HD swingarm frames.


BATTERY TRAY KITS

Includes the tray, the top cover and the strap.

- 101** Fits 1969–1977 HD swingarm frames with kickstart engines ONLY. Should be used with a Paughco #104 oil tank
- 102** Fits 1969–1977 HD swingarm frames with electric start engines ONLY. Should be used with a Paughco #104 oil tank
- 121A** Fits Paughco rigid frames with kickstart engines ONLY
- 121B** Fits Paughco 4-speed rigid frames with electric start engines ONLY. Holds an FXE battery. Should be used with a Paughco #121 oil tank
- 121B5** Fits Paughco 5-speed rigid frames with electric start engines ONLY. Holds an FXE battery. Should be used with a Paughco #121 oil tank

OIL TANKS

- 104** Side mount oil tank for 1969–1977 Sportster swingarm frames with kick or electric start engines. Uses a Paughco #800E drain plug
- 121** Custom oil tank for Paughco 120-series rigid Sportster frames. Uses a Paughco #800E drain plug
- 746SP** Sportster side fill wrap-around oil tank for magneto kickstart engines in swingarm frames ONLY. Uses a Paughco #747 drain plug
- 748SPE** Wrap-around oil tank for 1970-1972 Sportster swingarm frames with electric start engines ONLY. Comes with mounting studs on back for regulator and relay units. Measures 6"-tall x 12"-wide with a 7 $\frac{1}{8}$ " opening in rear of tank. Uses a Paughco #800E drain plug



TRIKE
KITS

SPRINGERS
& FORKS

HANDLEBARS
& RISERS

LIGHTING

FRAMES &
ACCESSORIES

WHEELS
& BRAKES

GAS & OIL
TANKS

SHEET
METAL

ENGINE &
ELECTRICAL

PRIMARY &
DRIVETRAIN

FOOT
CONTROLS

TRANSMISSION

EXHAUST

TOOLS &
GENERAL

TRIKE
KITS

SPRINGERS
& FORKS

HANDLEBARS
& RISERS

LIGHTING

FRAMES &
ACCESSORIES

WHEELS
& BRAKES

GAS & OIL
TANKS

SHEET
METAL

ENGINE &
ELECTRICAL

PRIMARY &
DRIVETRAIN

FOOT
CONTROLS

TRANSMISSION

EXHAUST

TOOLS &
GENERAL

VINTAGE MOTORCYCLES



1936 HARLEY-DAVIDSON 61" KNUCKLEHEAD FROM THE ROBERT PAUGH, SR. VINTAGE BIKE COLLECTION



1947 HARLEY-DAVIDSON 74" KNUCKLEHEAD FROM THE ROBERT PAUGH, SR. VINTAGE BIKE COLLECTION



SHEET METAL



FENDER TRIM _____	181
FENDERS _____	174-175
LICENSE PLATE HOLDERS _____	180
LUGGAGE RACKS _____	181
SADDLEBAG MOUNTING PLATES _____	182
SISSY BARS _____	176-178
TOOL BOXES & MOUNTS _____	179

FRONT & REAR FENDERS



BOBBED FRONT FENDERS FOR SPRINGERS

Full front early "Bobber" fenders specially made to fit wide Paughco and early OEM Springers. The brackets have been perfectly repositioned to give the correct styling and function for the bobbed-off fender shell.

135EB Fits OEM 1936-1948 Springers ONLY

135EPB Fits Paughco wide Springers ONLY (not shown)



**135EB
135EPB**

FULL REAR FENDERS FOR RIGIDS

Stock replacement and custom rigid rear fenders with OEM beaded side skirts. They also have a smooth flip section for stock or custom taillights.

134E With left-side chain cutout for 1936-1948 OEM Big Twin rigids. Will also fit 1949-1957 OEM frames and Paughco replacement rigid frames

134EXL With right-side chain cutout for Paughco XL rigid frames and many custom frames



**134EB
134EXLB**



**134E
134EXL**



**135E
135EP**

BOBBED REAR FENDERS FOR RIGIDS

Special bobbed style rear fenders come pre-cut and rounded for the 'old school look' of the 40's and 50's. The rear struts have the chain guard mount in place.

134EB With left-side chain cutout for 1936-1957 OEM Big Twin rigids and Paughco replacement rigid frames

134EXLB With right-side chain cutout for Paughco XL rigid frames and other customs



135D

SPRINGER FRONT FENDERS FOR FXSTS

Stock replacement and custom fenders for late OEM Springers, and Paughco custom Springers when ordered with the appropriate mounts. Fit 1993-up FXSTS models with 21" wheels.

135D Stock replacement fender (OEM 59176-96A)

135DS Shortened and sculpted fender (not shown)

FULL FENDERS FOR SPRINGERS

Full front OEM-style fenders specially made to fit wide Springers. The brackets are perfectly positioned to give the correct styling and function.

135EP Fits Paughco wide Springers ONLY

135E Fits 1936-1948 HD Springers ONLY

SPECIAL NOTES:

- 1) ALWAYS FIT BEFORE PAINTING. PAUGHCO WILL NOT WARRANTY AFTER PAINTING.
- 2) PAUGHCO #'s 135EP AND 135EPB WILL ONLY WORK WITH STOCK LENGTH OR 3" OVER STOCK LENGTH PAUGHCO SPRINGERS.

Note: Paughco Wide Springers must be specially ordered to mount the 135EP or 135EPB fenders. They require upper fender tabs and special rocker studs.



134EB



135EPB

FRONT & REAR FENDERS

TRIKE
KITS

SPRINGERS
& FORKS

HANDLEBARS
& RISERS

LIGHTING

FRAMES &
ACCESSORIES

WHEELS
& BRAKES

GAS & OIL
TANKS

SHEET
METAL

ENGINE &
ELECTRICAL

PRIMARY &
DRIVETRAIN

FOOT
CONTROLS

TRANSMISSION

EXHAUST

TOOLS &
GENERAL



SPECIAL NOTES:
1) ALWAYS FIT BEFORE PAINTING.
PAUGHCO WILL NOT WARRANTY
AFTER PAINTING.

FLAT REAR FENDERS

42"-long fenders for custom applications.

- 133** 5"-wide
- 134** 6"-wide
- 134A** 7½"-wide

FLAT REAR FENDERS FOR WIDE RIGIDS

42"-long fenders for custom applications.

- 134B** 8½"-wide
- 134C** 9"-wide
- 134D** 10"-wide

FENDER CLAMPS

- 523** 2-bolt chrome clamps (sold each) OEM 59800-36
- B523** Same as Paughco #523 except gloss black (not shown)

SKIRTED FENDERS FOR PAUGHCO 'EASYRIDE' FRAMES


35"-long undrilled fenders for custom applications, or for use with Paughco's bolt-on fender struts (see page 100).

- E134A** 7½"-wide for Paughco #E159W struts
- E134B** 8½"-wide for Paughco #E160W struts
- E134C** 9"-wide for Paughco #E161W struts


NARROW FRONT FENDERS

3½"-wide fenders for custom and stock HD applications with 21" wheels.


- 135** 33"-long front fender without brackets
- 135A** 33"-long with bracket for late model Wide Glides
- 135C** 27"-long with bracket for late model Wide Glides
- 135B** 27"-long with bracket for late 1988-1992 Springer Softails



SISSY BARS



114



116

SISSY BARS FOR CHAIN AND REAR BELT DRIVE RIGID FRAMES

Tall and short sissy bars to fit a wide range of rigid frame applications.

FOR REAR BELT DRIVE FRAMES WITH FLAT FENDERS

112 Low style – 24"-tall x 10¾"-wide (not shown)

113 High style – 35"-tall x 10¾"-wide (not shown)

FOR REAR BELT DRIVE FRAMES WITH FAT BOB FENDERS

114 Low style – 24"-tall x 10¾"-wide

115 High style – 35"-tall x 10¾"-wide (not shown)

FOR CHAIN DRIVE FRAMES WITH FAT BOB FENDERS

Comes with Paughco #199 spacers for mechanical brakes.

116 Low style – 24"-tall x 9¾"-wide

117 High style – 35"-tall x 9¾"-wide

FOR CHAIN DRIVE FRAMES WITH FLAT FENDERS

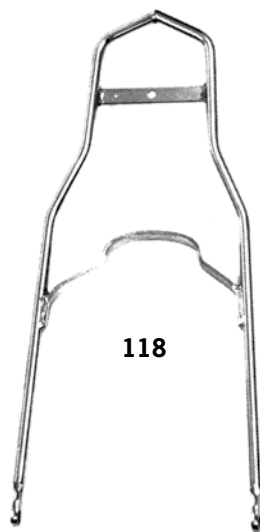
Comes with Paughco #199 spacers for mechanical brakes.

118 Low style – 24"-tall x 9¾"-wide

119 High style – 35"-tall x 9¾"-wide



117



118



119





116A

SIDE VIEW
OF SISSY BAR BEND



40°



117A



SISSY BARS WITH SEAT BRACKETS FOR CHAIN AND REAR BELT DRIVE RIGID FRAMES

Tall and short sissy bars to fit a wide range of rigid frame applications. These versions have a crossbar at the top that can be used a top mount to stabilize a 'King and Queen' seat.

FOR REAR BELT DRIVE FRAMES WITH FLAT FENDERS

112A Low style (40° bend) – 26"-tall x 10¾"-wide (not shown)

113A High style (40° bend) – 33"-tall x 10¾"-wide (not shown)

FOR REAR BELT DRIVE FRAMES WITH FAT BOB FENDERS

114A Low style (40° bend) – 26"-tall x 10¾"-wide (not shown)

115A High style (40° bend) – 33"-tall x 10¾"-wide (not shown)

FOR CHAIN DRIVE FRAMES WITH FAT BOB FENDERS

Comes with Paughco #199 spacers for mechanical brakes.

116A Low style (40° bend) – 26"-tall x 9¾"-wide

117A High style (40° bend) – 33"-tall x 9¾"-wide

117B High fork style – 35"-tall x 9¾"-wide

FOR CHAIN DRIVE FRAMES WITH FLAT FENDERS

Comes with Paughco #199 spacers for mechanical brakes.

118A Low style (40° bend) – 26"-tall x 9¾"-wide

119A High style (40° bend) – 33"-tall x 9¾"-wide

119B High fork style – 35"-tall x 9¾"-wide



117B



118A




119A



119B

SISSY BARS




116A1

SIDE VIEW OF SISSY BAR BEND



40°



118A1

SISSY BARS FOR CHAIN AND REAR BELT DRIVE RIGID FRAMES

Tall and short sissy bars to fit a wide range of rigid frame applications. These versions (except the 'High fork style') have the top kicked back at a 40 degree angle.

FOR REAR BELT DRIVE FRAMES WITH FLAT FENDERS

112A1 Low style (40° bend) – 26"-tall x 10¾"-wide (not shown)

113A1 High style (40° bend) – 33"-tall x 10¾"-wide (not shown)

FOR REAR BELT DRIVE FRAMES WITH FAT BOB FENDERS

114A1 Low style (40° bend) – 26"-tall x 10¾"-wide (not shown)

115A1 High style (40° bend) – 33"-tall x 10¾"-wide (not shown)

FOR CHAIN DRIVE FRAMES WITH FAT BOB FENDERS

Comes with Paughco #199 spacers for mechanical brakes.

116A1 Low style (40° bend) – 26"-tall x 9¾"-wide

117A1 High style (40° bend) – 33"-tall x 9¾"-wide

117B1 High fork style – 35"-tall x 9¾"-wide

FOR CHAIN DRIVE FRAMES WITH FLAT FENDERS

Comes with Paughco #199 spacers for mechanical brakes.

118A1 Low style (40° bend) – 26"-tall x 9¾"-wide

119A1 High style (40° bend) – 33"-tall x 9¾"-wide

119B1 High fork style – 35"-tall x 9¾"-wide



117A1



119A1



117B1



119B1



111T

111S

'FAT TIRE' CHROME SISSY BAR KITS

These chrome 3/4"-diameter wide sissy bar and grab rail kits are designed for "wide tire" fenders with internal support struts for the needed strength. The decorative bullet-shaped lower supports bolt to the fender side supports, while the upper rails bolt-in from the bottom for a clean "no hardware" look.

111T Tall sissy bar for 13.5"-wide fenders/struts

111S Short grab rail for 13.5"-wide fenders/struts

110T Tall sissy bar for 10.5"-wide fenders/struts

110S Short grab rail for 10.5"-wide fenders/struts





403



403A



B403A



403A1



B403A1

UNIVERSAL AND EARLY TOOL BOXES AND MOUNTING BRACKETS

403 Universal tool box with frame hose clamps. Bolts to the frame or place it where you like

403A Smooth teardrop early tool box

B403A Same as Paughco #403A but gloss black

403A1 Ribbed teardrop early tool box

B403A1 Same as Paughco #403A1 but gloss black

403A2 Square early tool box

B403A2 Same as Paughco #403A2 but gloss black

403B Two-piece early tool box bracket with mounting bolts. Welds to stock or custom rigid frames

403C Early tool box mount for 1955-1957 rigids or most custom frames. Includes mounting bolts

403D Early spark plug holder with clamps for 1"-diameter frames or handlebars (OEM 91775-51)

B403D Same as Paughco #403D but gloss black

403E 5/16"-18 tool box hardware kit (sold in pairs)

403E1 5/16"-24 tool box hardware kit (sold in pairs) OEM's 64472-35 and 2402 (not shown)

403F Tool box spacer and screw (OEM's 64474-40 and 2424)

403C1 Left-side tool box mounting kit for all 1984-1999 Softails

403C2 Right-side tool box mounting kit for all 1984-1999 Softails (except Fat Boy and FLSTN)

403C3 Early teardrop tool box mount for 1977-1984 Big Twins (except Softails)



403A2



B403A2



403D



B403D



403E



403F



403B




403C



403C2



403C1



403C3

LICENSE PLATE HOLDERS & BRACKETS



539



539A

LICENSE PLATE HOLDERS AND BRACKETS

PLATE HOLDER BRACKETS

- 539 Chrome side mount plate holder
- 539A Chrome light bar and plate holder

4" X 7" LICENSE PLATE HOLDERS

- 537A Recessed license plate holder with lens bracket
- 536A Flat license plate holder with lens bracket
- 535A Flat license plate holder
- 538A Custom plate holder for Cat Eye and Maltese Cross lights


5" X 8" LICENSE PLATE HOLDERS

- 537 Flat recessed plate holder with lens bracket (not shown)
- 536 Flat plate holder with lens bracket (not shown)
- 535 Flat plate holder (not shown)


LICENSE PLATE HOLDERS FOR SPECIFIC STATES

- 535B Maryland plate holder (9" x 6")
- 535C Massachusetts plate holder (8" x 6")
- 535D Ohio plate holder (7¾" x 6")
- 535E Pennsylvania plate holder (8½" x 5½")
- 535F Wisconsin plate holder (8½" x 5½")

536A




537A



535A




538A



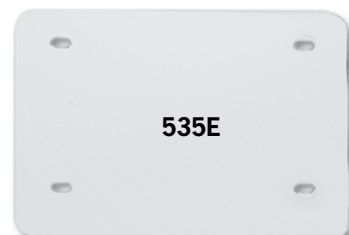
535B



535C




535E



535D



535F



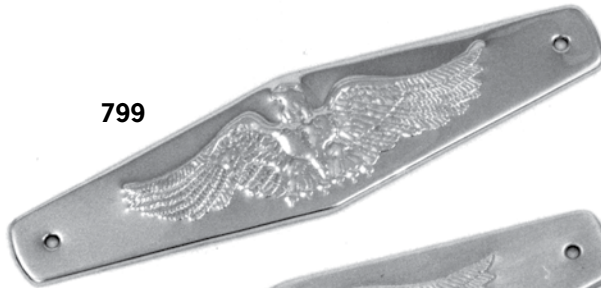
FENDER TRIM AND RACK & GAS TANK BADGES



7B



7C



799



799A



2004

CHROME AND BRASS FENDER AND TANK TRIMS

Distinctive pieces embossed with an Eagle emblem. Sold each.

REAR FENDER TRIMS

Fit the stock rear fenders on 1934-1948 FL models. Include mounting hardware.

7B Chrome

7C Brass

FAT BOB GAS TANK BADGES

Fit early Fat Bob tanks.

799 Chrome

799A Brass



LUGGAGE RACKS

Beautiful 5-bar early-style luggage racks with your choice of chrome or black finishes. Fit most models from 1941 to present.

2004 Chrome

B2004 Black

TRIKE KITS

SPRINGERS & FORKS

HANDLEBARS & RISERS

LIGHTING

FRAMES & ACCESSORIES

WHEELS & BRAKES

GAS & OIL TANKS

SHEET METAL

ENGINE & ELECTRICAL

PRIMARY & DRIVETRAIN

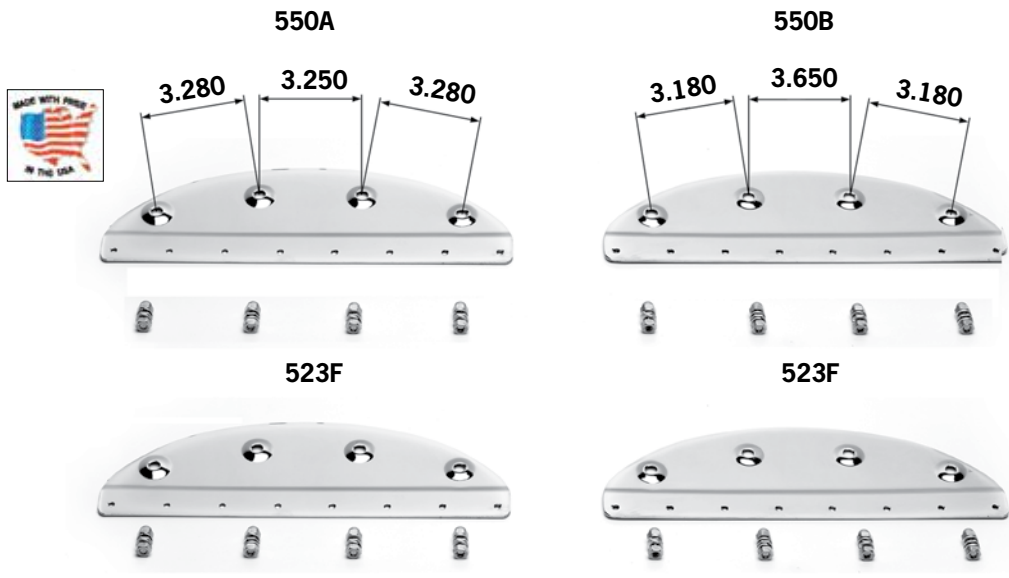
FOOT CONTROLS

TRANSMISSION

EXHAUST

TOOLS & GENERAL

CHASSIS HARDWARE KITS & ACCESSORIES



CHROME SADDLEBAG MOUNTING PLATES

Measure fender hole pattern for correct application. Mounting hardware sold separately.


- 550A** Fit the stock rear fenders on 1936–1957 rigid frames
- 550B** Same as Paughco #550A but with different hole centers
- 523F** Chrome acorn saddlebag mounting bolts (set of 8)

FENDER AND CRASH BAR MOUNTING HARDWARE

- 523C** Rear crash bar mounting bolts for 1937–1957 rigid frames – 9/16"-18 x 1 3/4" (sold in pairs) OEM 4975
- 523D** Rear stand mounting bolts for 1939–1957 rigid frames (sold in pairs) OEM 49570-38
- 523A** Frame to fender mounting bolts for 1930–1957 rigid frames – 7/16"-20 x 1" (sold in pairs) OEM 4634
- 523B** Hinged fender mounting bolts for 1930–1957 rigid frames – 5/16"-24 x 3/4" (sold in pairs) OEM 5425
- 523E** Universal nuts and bolts – 1/4"-20 x 1/2" (sold in pairs)



ENGINE & ELECTRICAL



AIR CLEANERS & COVERS	184, 186-188
CHROME COVERS	195-199
ENGINE COMPONENTS	200-206
MOTOR MOUNTS	190-193
ROCKER COVERS	185
VALVE SPRING KITS	202-203

AIR CLEANERS & BILLET D-RINGS



STF23P*



STF22N

OLD-STF 'MINI ED' AIR CLEANERS

New from Old-Stf, these small air cleaners measure just 5½"-wide x 4"-tall x 2½"-deep. They have a cool old Hot-Rod styling and include a K&N high flow filter. They're available with polished or natural tumbled finishes, and fit many applications.

- STF20P** Polished S&S E-G
- STF20N** Natural S&S E-G
- STF21P** Polished Bendix-Early Keihin-Tillotson
- STF21N** Natural Bendix-Early Keihin-Tillotson
- STF22P** Polished Linkert
- STF22N** Natural Linkert
- STF23P*** Polished Keihin CV and 2001–2007 Delphi EFI
- STF23N*** Natural Keihin CV and 2001–2007 Delphi EFI

* NOT LEGAL FOR SALE OR USE IN CALIFORNIA



BILLET 'SCULPTED' PANHEAD D-RINGS

These CNC-sculpted billet aluminum D-rings have the same great looks of our billet pan top covers, but allow the use of our steel, aluminum, or new brass Pan Rocker Top Covers. They fit all Panhead engines from 1948 thru 1965, and come with chrome or polished finishes. Sold in pairs (chrome mounting screws are sold separately).

- 764SC** Chrome D-rings
- 764SP** Polished D-rings
- 764B** Chrome 10-24 x 1¼"-long sockethead mounting screws (pack of 24)



ROCKER COVERS & HARDWARE

TRIKE
KITS

SPRINGERS
& FORKS

HANDLEBARS
& RISERS

LIGHTING

FRAMES &
ACCESSORIES

WHEELS
& BRAKES

GAS & OIL
TANKS

SHEET
METAL

ENGINE &
ELECTRICAL

PRIMARY &
DRIVETRAIN

FOOT
CONTROLS

TRANSMISSION

EXHAUST

TOOLS &
GENERAL



PANHEAD AND KNUCKLEHEAD ROCKER COVERS

FORGED BILLET PANHEAD ROCKER COVERS

Forged to shape, then completely CNC-machined, to provide your Panhead with the ultimate in style! Features include 'speedlines' on the tops, and special cut-reliefs around all of the counterbored bolt holes. Mounting bolts sold separately.

- 765BC** Chrome covers (sold in pairs)
- 765BP** Polished covers (sold in pairs) not shown
- 764B** Chrome 10-24 x 1 1/4" screws (pack of 24)

BRASS PANHEAD ROCKER COVERS

Made from solid brass sheet before being highly polished. **765ABR** Ribbed Panhead rocker arm covers for 1948-1965 engines (sold in pairs)

- 765BR** Panhead rocker arm covers for 1948-1965 engines (sold in pairs) OEM 17500-54

CHROME COVERS AND HARDWARE

- 764** Thin Pan cover D-rings for 1948-1965 Panhead engines (sold in pairs)
- 764A** Pan cover sockethead screws for 1948-1954 Panhead engines - 10-24 x 3/4" (set of 24) OEM 2674
- 764B** Pan cover sockethead screws for 1955-1965 Panhead engines - 10-24 x 1 1/4" (set of 24) OEM 2675
- 764C** Shovelhead rocker box cap nuts (set of 18)
- 764D** Knucklehead valve spring cover bolts for #'s 765K, 765KB and 765KR - 8-18 x 3/8" (set of 34)
- 765** Panhead rocker arm covers for 1948-1965 engines (sold in pairs) OEM 17500-54
- 765A** Ribbed Panhead rocker arm covers for 1948-1965 engines (sold in pairs)
- 765B** Aluminum pan covers for 1948-1965 engines. Made of top grade materials and come highly polished. Great for restoration projects (sold in pairs)

EARLY STYLE KNUCKLEHEAD VALVE SPRING COVERS

Fit 1938-1947 Knucklehead engines (sold in sets of 4).

- 765K** Chrome
- 765KB** Gloss black (OEM 17518-38)
- 765KR** Bare metal (not shown)



TEARDROP AIR CLEANERS & HORN COVERS



701-201S



700-201



701-200



700-200SB



701-200T



SPECIAL NOTES:

- 1) THE AIR CLEANER FOR KEIHIN CV CARBURETORS AND DELPHI THROTTLE BODIES WILL NOT FIT MODELS WITH MAGNETI MARELLI FUEL INJECTION.
- 2) PART NUMBERS MARKED WITH AN * ARE NOT LEGAL FOR SALE OR USE IN CALIFORNIA.

'TEARDROP' AIR CLEANER ASSEMBLIES

Smooth, slotted and ribbed Teardrop air cleaners with or without slots. They're made from chrome-plated cast aluminum, and measure 8"-wide x 4½"-tall x 2"-thick. They fit S&S carbs and most HD induction systems since 1936. A mini air filter is included as well as any required fittings and hardware.

TEARDROP AIR CLEANER ASSEMBLIES

CARBURETOR TYPE	SMOOTH	SLOTTED	RIBBED	RIBBED W/SLOTS
S&S Super E and Super G Carburetors	700-200	700-200S	701-200	701-200S
Keihin CV Carburetors on Evolution or Twin Cam Big Twins and 2001-2007 Delphi Throttle Bodies (see Special Note)	700-201 *	700-201S *	701-201 *	701-201S *
1936-1965 Linkert Carburetors	700-200L	700-200SL	701-200L	701-201SL
Bendix and Early Keihin Carburetors	700-200B	700-200SB	701-200B	701-201SB
Tillotson Carburetors	700-200T	700-200ST	701-200T	701-201ST
Replacement Air Filter (7FLTR is Foam & 7SFLTR is Paper)	7FLTR	7SFLTR	7FLTR	7SFLTR

'TEARDROP' HORN COVER KITS

Smooth slotted or ribbed with slots Teardrop horn cover kits with retro styling. These kits include the outer Teardrop covers, a chrome mini horn and either a vertical or horizontal mounting bracket. They fit to most OEM motor mount-located horn mounts as well as many custom mounts. The perfect match for our Teardrop Air Cleaner assemblies.

700-200SH Smooth Slotted-Horizontal

700-200SV Smooth Slotted-Vertical

701-200SH Ribbed Slotted-Horizontal

701-200SV Ribbed Slotted-Vertical



701-200SH



701-200SV



CARBURETOR COVERS & AIR CLEANER ASSEMBLIES

TRIKE
KITS

SPRINGERS
& FORKS

HANDLEBARS
& RISERS

LIGHTING

FRAMES &
ACCESSORIES

WHEELS
& BRAKES

GAS & OIL
TANKS

SHEET
METAL

ENGINE &
ELECTRICAL

PRIMARY &
DRIVETRAIN

FOOT
CONTROLS

TRANSMISSION

EXHAUST

TOOLS &
GENERAL



700



701



700L



706



706A



706E

CARBURETOR COVERS AND AIR CLEANER ASSEMBLIES FOR LINKERT CARBURETORS

'TEARDROP' AIR CLEANER COVERS

Accurate reproductions of the OEM covers. They do not include an air filter element.

700 Smooth cover for Linkert carburetors

700L Smooth cover for side valve carburetors

701 Ribbed cover for Linkert carburetors

6" ROUND AIR CLEANERS

706 Smooth

706A Bird Emblem

706E Embossed Eagle

702F Replacement air filter

6" ROUND METAL SCREENED AIR CLEANERS

702A Smooth

702AE Embossed Eagle

702F Replacement air filter

7" ROUND AIR CLEANERS

703A Smooth

703AE Embossed Eagle


703F Replacement air filter



702A



702AE




702F



703A



703AE



703F



BIRD EMBLEM



EMBOSSED EAGLE



'TEARDROP' COVERS FOR S&S CARBURETORS

Perfect reproductions of the late 1930's Linkert carb covers used on Knuckleheads and Flatheads. They've been redesigned to bolt right onto the immensely popular late model S&S E and G model carburetors. The backing plate bolts to the rear head for support with the supplied special hardware and spacers.

CHROME AIR CLEANER COVERS

700S Fits Evolution Sportsters and Big Twins without breathers from 1984 thru 1991

700SP Fits 1992-up Evolution and Twin Cam engines (uses existing breather hoses and fittings)

BRASS AIR CLEANER COVERS

700SBR Fits Evolution Sportsters and Big Twins without breathers from 1984 thru 1991

700SPBR Fits 1992-up Evolution and Twin Cam engines (uses existing breather hoses and fittings)

CARBURETOR COVERS & AIR CLEANER ASSEMBLIES



700A



701A

CARBURETOR COVERS AND AIR CLEANER ASSEMBLIES FOR BENDIX, TILLOTSON AND EARLY KEIHIN CARBURETORS

'TEARDROP' AIR CLEANER COVERS FOR BENDIX, TILLOTSON AND EARLY KEIHIN CARBURETORS

Accurate reproductions of the early OEM covers. They do not include an air filter element.

700A Smooth cover

701A Ribbed cover

6" ROUND AIR CLEANERS FOR EARLY KEIHIN CARBURETORS

707 Smooth


707A Bird Emblem

707E Embossed Eagle

702F Replacement air filter



702



702E



702F



707



707A



707E

6" ROUND METAL SCREENED AIR CLEANERS FOR TILLOTSON CARBURETORS

702 Smooth

702E Embossed Eagle

702F Replacement air filter



702



702E



702F

7" ROUND AIR CLEANERS FOR BENDIX AND EARLY KEIHIN CARBURETORS

703 Smooth

703E Embossed Eagle

703F Replacement air filter



703



703E



703F

OVAL AIR CLEANERS FOR BENDIX AND EARLY KEIHIN CARBURETORS

705 Smooth

705A Bird Emblem

705E Embossed Eagle

705F Replacement air filter



705



705A

THROTTLE CABLE SUPPORT BRACKET

Fits all Bendix carburetors.

709 Chrome-plated (OEM 27459-74)



705E



709



705F



BIRD EMBLEM



EMBOSSED EAGLE

CARBURETOR MANIFOLDS & PARTS

TRIKE
KITS

SPRINGERS
& FORKS

HANDLEBARS
& RISERS

LIGHTING

FRAMES &
ACCESSORIES

WHEELS
& BRAKES

GAS & OIL
TANKS

SHEET
METAL

ENGINE &
ELECTRICAL



PRIMARY &
DRIVETRAIN

FOOT
CONTROLS

TRANSMISSION

EXHAUST


TOOLS &
GENERAL



704

704A

704B



704C

704D

CARBURETOR MANIFOLDS AND PARTS

704 Stock replacement O-ring manifold for 1955–1965 Panheads (OEM 27029-55)

704A Custom manifold with support bracket for using a Bendix carburetor on a Panhead engine (5 $\frac{5}{8}$ "-long)

704B Custom manifold with support bracket for using a Tillotson carburetor on a Panhead engine

704C O-ring style intake manifold for 38mm round-slide Mikuni carburetor

704D O-ring style intake manifold for 40mm round-slide Mikuni carburetor (OEM 27424-48)

704E Carburetor bolts – 5/16"-18 x 1" (set of 4)

704F Carburetor bolts – 5/16"-18 x 3/4" (set of 4) OEM 27422-39

704G Lock tab and screw kit for Linkert carburetors on 1938–1965 Knuckleheads and Panheads

708 Support bracket for Linkert carburetor to engine case (OEM 27431-41)

709 Throttle cable support bracket for Bendix carburetors (OEM 27459-74)

710 Throttle cable support bracket for Bendix and Tillotson carburetors

1800 1 $\frac{1}{2}$ "-long throttle shaft for 1940–1954 OHV engines (OEM 27276-40)


1801 Throttle cable holder for 1936–1970 engines (OEM 27450-36)

1802 Throttle shaft bushings (sold in pairs) OEM 27290-24

SUPER MANIFOLD CLAMPS

High-quality stainless steel aircraft clamp with a heat-treated T-bolt and self locking nut. Also fits Sportster exhaust ports.

725A Sold each



704E

704F



704G




710



708



1800



709

1801

1802



725A

YANKEE ENGINEUTY MOTOR MOUNTS



YE-MM-01



YE-MM-02



YE-MM-03



YE-MM-05



YE-MM-06



YE-MM-08



YE-MM-04



YE-MM-09



YE-MM-10



YE-MM-11



YE-MM-13



YE-MM-12



YE-MM-ST1



YE-MM-ST2



YE-MM-ST3



YE-MM-ST4



YE-MM-ST5

SEE OUR TOOLS & GENERAL CATALOG SECTION FOR THE FULL LINE OF YE MOTOR MOUNTS AND ACCESSORIES

YANKEE ENGINEUTY POLISHED BILLET ALUMINUM TOP MOTOR MOUNTS AND STAND-OFFS

CNC-machined and designed to be used with other YE parts. Most motor mounts have provisions for dual/single coil mount brackets for Accel, Crane, Dyna, RevTech, OEM or Nology coils.

YE-MM-01 Fits 1984–2000 FXR models and 1984–1998 Touring models with Evolution engines (has provisions for coil mounts and accessories)

YE-MM-02 Fits 1948–early 1984 HD and Paughco Big Twin frames (no provisions for coil mounts and accessories)

YE-MM-03 Fits 1948–early 1984 HD and Paughco Big Twin frames (has provisions for coil mounts and accessories)

YE-MM-04 Fits Evolution engines (except S&S Super Sidewinders.... use #YE-MM-01 or YE-MM-10) in 1984–1999 HD Softail or Paughco frames (has provisions for coil mounts and accessories)

YE-MM-05 Fits Evolution engines in 1991–1998 HD Dyna Glide or custom rubber mount frames (has provisions for coil mounts and accessories)

YE-MM-06 Fits late 1984–2003 Sportster engines (has provisions for coil mounts and accessories)

YE-MM-08 Fits Evolution engines in 1984–1999 HD Softail or Paughco custom frames (no provisions for coil mounts and accessories)

YE-MM-09 Fits all 1999–2006 HD Twin Cam 88 engines with carburetors in stock HD frames or Paughco custom frames (has provisions for coil mounts and accessories)

YE-MM-10 Fits S&S Super Sidewinder engines in 1986–1999 HD Softail or Paughco custom frames (has provisions for coil mounts and accessories)

YE-MM-11 Fits 2001–2010 HD Softail Twin Cam engines with electronic fuel injection in 2001–up stock HD frames or Paughco custom frames (has provisions for coil mounts and accessories)

YE-MM-12 Fits rubber-mounted Twin Cam engines in 1999–up stock HD Dyna or Touring model frames or Paughco custom frames (has provisions for coil mounts and accessories)

YE-MM-13 Fits 1957–1978 Ironhead HD Sportster engines in stock HD or Paughco custom frames (has provisions for coil mounts and accessories)

POLISHED ALUMINUM MOTOR MOUNT STAND-OFFS

Custom frames may require the use of a different stand-off than what comes on the YE motor mounts (if so equipped). We have some custom stand-offs available (must be purchased separately) so that you can tailor your motor mount to your frame.

YE-MM-ST1 Standard width (fits YE-MM-02, YE-MM-03, YE-MM-04, YE-MM-10, YE-MM-11)

YE-MM-ST2 Standard width but 1/2" taller (fits YE-MM-02, YE-MM-03, YE-MM-04, YE-MM-08, YE-MM-09, YE-MM-10, YE-MM-11)

YE-MM-ST3 Standard width but 1/2" thicker (fits YE-MM-02, YE-MM-03, YE-MM-04, YE-MM-08, YE-MM-10, YE-MM-11)

YE-MM-ST4 Standard width but 3/4" thicker (fits YE-MM-02, YE-MM-03, YE-MM-04, YE-MM-08, YE-MM-10, YE-MM-11)

YE-MM-ST5 Unmachined stand-off that is the standard thickness, but is 1" taller and 1" wider (fits YE-MM-02, YE-MM-03, YE-MM-04, YE-MM-08, YE-MM-10, YE-MM-11) natural finish




MOUNTS FOR RUBBER-MOUNT ENGINES



HEAVY-DUTY 5-SPEED FRONT MOTOR MOUNT

Made from heavy-duty polyurethane, this mount helps reduce vibration in the drivetrain. Kit includes chrome mounting block, and a two-piece bushing with internal spacer tube.

741FXRBF Fits all FXR and Touring models from 1980 thru 2009



R154S

741FXRBR

5-SPEED SWINGARM PIVOT SHAFT AND ISOLATOR BUSHINGS

Rebuild your swingarm with these key parts. Perfect reproductions of the originals. Sold each.

741FXRBR Isolator mount for 1980-up Touring and FXR models (2 required) OEM 47564-86B

R154S Pivot shaft for 1980–2001 Touring and FXR models (OEM 47492-89A)

741XLBF



741XLBR



RUBBER MOTOR MOUNT BUSHINGS FOR 2004-UP SPORTSTERS

Perfect reproductions of the factory rubber mounts. Sold each.

741XLBF Front mount (OEM 48463-04)

741XLBR Rear mount (OEM 48492-04)



5-SPEED SWINGARM 'UPGRADE' KIT

Specially-designed to upgrade the quality and feel of the driveline on your FXR or Touring model bike. These 7-piece kits convert the old-style Original Equipment parts to high-tech spherical bearings with CNC-machined precision spacers and collars.

R154KT Fits all FXR and Touring models from 1980 thru 2001



SWINGARM PIVOT BLOCKS

Precision CNC-machined from billet 6061 aluminum, these swingarm pivot blocks are available in chrome or black powder paint. They fit all FXR models from 1982 thru 2000, as well as many custom Paughco rubber mount applications. Sold in pairs.

R154PBC Chrome

R154PBB Black

TOP MOTOR MOUNTS & ACCESSORIES FOR BIG TWINS



741



741-1

TOP MOTOR MOUNTS AND ACCESSORIES FOR BIG TWINS

Top mounts and components to fit many engines since 1936.

CHROME TOP MOTOR MOUNTS

741 Fits 1936–1947 Knuckleheads

741-1 Fits 1938–1947 Knuckleheads (includes choke cable tab) OEM 16853-38

741A Fits 1948–1965 Panhead and 1966–early 1984 Shovelhead engines

741D Fits 1973–1977 4-speed FX models with late key switch

741E Fits 1937–1948 Flathead Big Twins

741G Fits 1980–1983 Shovelhead Touring models (also works with Paughco frames)

741H Fits Softail and 4-speed FXWG Evolution engines thru 1999 (also works with Paughco frames) OEM 16852-83A

741I Fits 1983–1990 Evolution FXR engines (includes coil mount and also works with Paughco frames) OEM 16216-83D

741J Fits 1984–1990 Evolution Touring models (also works with Paughco frames)

MOTOR MOUNT ACCESSORIES

741B Choke cable mounting tab for 1966–up Big Twins and custom applications

741F Top motor mount bolt (OEM 4644)



741A



741D



741E



741G



741H



741I



741J




741B



741F



SKID PLATES & SPORTSTER MOTOR MOUNTS



MOTOR MOUNTS FOR SPORTSTERS

Chrome mounts to fit many engines since 1954.

- 741C** Top mount for 1957-1977 engines (one-piece)
- 741SP** Lower front mounts for 1954-1978 K-model and Sportster engines. When using Paughco Sportster frames, fits 1954-1985 engines (sold in pairs)
- 741SP1** Upper front mount for 1982-1985 engines (OEM 16214-81)
- 741SP2** Lower front mounts for 1986-2003 Evolution engines (sold in pairs) OEM's 16212-84 and 16210-84A
- 741SP3** Upper front mount for 1986-2003 Evolution engines (OEM 16222-86)


SKID PLATES AND MOTOR MOUNT HARDWARE FOR BIG TWINS

Stylish yet functional accessories for your bike.

TRIPLE CHROME-PLATED SKID PLATES


Ideal for the protection of the crankcases on your 1941-1984 Big Twin (will not fit Evolutions).

- 360** Smooth
- 360A** Ribbed (OEM 24490-36)
- MOTOR MOUNT HARDWARE FOR BIG TWINS**
- 738** Rear bolts and castle nuts (sold in pairs) OEM 4435W
- 739** Front bolts & castle nuts (sold in pairs) OEM 24791-36



TRIKE KITS
SPRINGERS & FORKS
HANDLEBARS & RISERS
LIGHTING
FRAMES & ACCESSORIES
WHEELS & BRAKES
GAS & OIL TANKS
SHEET METAL
ENGINE & ELECTRICAL
PRIMARY & DRIVETRAIN
FOOT CONTROLS
TRANSMISSION
EXHAUST
TOOLS & GENERAL

ENGINE ACCESSORIES



GENERATOR CASE OIL FILTER ADAPTER

Machined from billet aluminum bar stock, this adapter permits easy installation of late model spin-on oil filters on 1936 thru 1969 generator engine cases as well as most aftermarket engines with alternator left case halves when a generator is not desired. Uses OEM 63796-77A (chrome) or 63805-85A (black) filters or equivalent.

748GCA Sold each



CHROME SPIN-ON OIL FILTER

Fits 1982 thru 1986 4-speed Big Twins and 1979-early 1984 Sportsters, as well as all Paughco oil tanks with external filter.

748H Replaces OEM 63782-80



'OLD-STF' BRASS PUSHROD TUBE CLIPS

Specially-designed and made by Old-Stf Cycles, and sold thru Paughco. These solid brass 4-piece clip sets add cool styling to those old school bobbers and choppers. Available in a knurled design or 3 or 4-hole designs. Sold in sets of 4.

FITS 1940 THRU 1947 KNUCKLEHEADS, 1970 THRU 1984 SHOVELHEADS, 1984 THRU 1999 EVOLUTIONS

STF440 4-hole style

STFK40 Knurled-style

FITS 1948 THRU 1965 PANHEADS AND 1957 THRU 1985 SPORTSTER ENGINES

STF348 3-hole style

STFK48 Knurled-style



704A1
704A2



704B1
704B2



704ARB



704BRB

INTAKE MANIFOLD NUTS AND BRASS SEALS

Sold in pairs.

FITS 1940 THRU 1954 OHV 61" AND 74" ENGINES

704A1 Chrome nuts

704A2 Brass seals

FITS 1930 THRU 1948 74" AND 80" FLATHEADS, 1936 THRU 1939 61" OHV ENGINES, AND 1940-1946 WLD

704B1 Chrome nuts

704B2 Brass seals

FITS 1937 THRU 1973 45" ENGINES

704C1 Chrome nuts (not shown)

704C2 Brass seals (not shown)

RUBBER BAND STEEL CONVERSION NIPPLES/O-RINGS

704ARB Fits 1940-1954 OHV 74's


704BRB Fits 1936-1939 OHV (small port heads)



GENERATOR & STARTER COVERS



407



408



408S



TRIKE
KITS

SPRINGERS
& FORKS

HANDLEBARS
& RISERS

LIGHTING

FRAMES &
ACCESSORIES

WHEELS
& BRAKES

GAS & OIL
TANKS

SHEET
METAL

ENGINE &
ELECTRICAL

PRIMARY &
DRIVETRAIN

FOOT
CONTROLS

TRANSMISSION

EXHAUST

TOOLS &
GENERAL

GENERATOR AND STARTER COVERS FOR EARLY BIG TWINS AND SPORTSTERS

Chrome-plated stamped steel covers for a variety of applications.

TWO-BRUSH GENERATOR END COVERS

Include the mounting bracket.

407 Fits 1958–1969 Big Twins and 1957–1981 Sportsters (OEM 31081-83T)

407E Same as Paughco #407 with Eagle emblem (not shown)

THREE-BRUSH GENERATOR END COVERS

Include the mounting bracket.

408 Custom cover for 1932–1957 Big Twins

408S Stock replacement cover for 1932–1957 Big Twins (OEM 30137-32)

408E Same as Paughco #408 with Eagle emblem (not shown)

STARTER END COVERS

Include the mounting bracket.

409 Fits 1965–1988 Big Twins and 1967–1980 Sportsters (OEM 31565-67)

409E Same as Paughco #409 with Eagle emblem (not shown)

TWO-BRUSH GENERATOR COVERS

736 Fits 1958–1969 Big Twins and 1957–1981 Sportsters (OEM 31080-83T)

736B Police-type cover


THREE-BRUSH GENERATOR COVER

736A Fits 1932–1957 Big Twins

STARTER COVERS

766 Fits all 1966–1982 models with Prestolite starters (OEM 31350-83T)

766B Fits 1974–1986 Big Twins and 1974–1976 Sportsters with Hitachi starters (OEM 31351-83T)



409



736



736A



736B



766



766B




EMBOSSED EAGLE

EARLY & LATE POINT AND REGULATOR COVERS



398

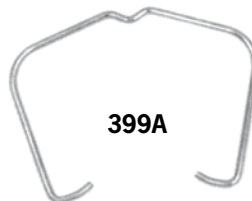


399

POINT AND REGULATOR COVERS FOR BIG TWINS AND SPORTSTERS

Chrome-plated stamped steel covers for a variety of applications.

- 398** Smooth 12-volt regulator cover for 1965-1969 Big Twins and 1965-1977 XLH (OEM's 74510-64 and 74540-87T)
- 399** Early point cover for all 1936-1964 models (OEM 32589-36)
- 399A** Spring clip for Paughco #399 (OEM 32592-36)
- 399B** Spring clip retainer for early point cover (use with Paughco #'s 399 and 399A) OEM 32585-36
- 400** Smooth late-style point cover for 1965-1969 Big Twins with automatic advance (OEM 32589-65)
- 400E** Same as Paughco #400 but with Eagle emblem
- 401** Ribbed point cover for 1970-1999 models with horizontal mounting holes
- 401E** Point cover with Eagle emblem for 1970-1999 models with horizontal mounting holes
- 402** Ribbed point cover for 1970-1999 models with vertical mounting holes
- 402E** Point cover with Eagle emblem for 1970-1999 models with vertical mounting holes



399A




399B



400



400E



401



401E




EMBOSSED EAGLE



405



406



402



402E

CHROME KEY SWITCH BRACKETS

Sold each.

- 405** Bolts to the transmission
- 406** Universal

REGULATOR MOUNTING BRACKETS



767B



767A



REGULATOR MOUNTING BRACKETS FOR BIG TWINS AND SPORTSTERS

Chrome-plated pieces for a variety of applications.

767A Custom regulator mount for attaching Bosch regulators to 1958–1974 Sportster generators

767B Regulator mounting bracket for 1958–1964 FL and FLH rear motor mounts. This is an out of the way place for the regulator (OEM 74531-58)

767C Mount for Bosch-type regulators

767D Clamp for 1966–1969 Big Twin distributors (OEM 32516-66)

767E American-made regulator bracket for 1970–1975 Big Twins (OEM 74533-70A)


767F American-made regulator bracket for 1976–1986 Big Twins (except rubber-mount) OEM's 74533-75B and 74534-80




767D



767C



767F



767E



413



412

CHROME SUPPORT BRACKETS

Sold each.

412 Clutch cable support bracket (bolts to the front head)

413 Oil line support bracket that bolts to the bottom of oil tank base plate. Keeps lines away from the rear pipe


COIL & RELAY MOUNTS



767H-1



767H



767-88B

COIL AND RELAY MOUNTS FOR BIG TWINS

Coil mounting brackets for a variety of Big Twin applications.

767 Chrome coil bracket for early 6-volt square coils or round 12-volt coils on Big Twins (will also fit Paughco frames) OEM 31725-48A

767G Chrome coil bracket for 1965–1999 Big Twins (will also fit Paughco frames) OEM 31724-65

767-88B Center post and coil mount bracket for Paughco Twin Cam 88B frames and 2000–2006 Softail models (OEM 48868-00)

RELAY MOUNTS FOR 1936–1946 BIG TWINS

Fit 1936–1946 OHV Big Twins (OEM 74765-36).

767H Chrome

767H-1 Gloss black

767H-2 Bare metal (not shown)

RELAY MOUNTS FOR 1947–1964 BIG TWINS

Fit 1947–1964 OHV Big Twins (OEM 74765-47).


767J Chrome

767J-1 Gloss black

767J-2 Bare metal (not shown)



767



767G



767J-1



767J

YANKEE ENGINEUTY FRAME MOUNT COIL BRACKETS FOR NOLOGY AND DAYTONA TWIN TEC MINI COILS

These polished aluminum brackets are perfect for installing these ultra-trick mini coils in place of the OEM units on your stock Harley-Davidson motorcycle, or for installing them on aftermarket frames with OEM-style mounting points.



COIL BRACKETS FOR ONE NOLOGY DUAL OUTPUT COIL

The YE-NC-08 bracket with installed coil will fit under stock HD coil covers.

YE-NC-05 Fits all 1979–2003 Sportster models (except 1982 XLS and 1998–2003 XL1200S Sport with dual-plug heads)

YE-NC-08 Fits late 1982–1986 4-speed Big Twins and all Evolution Softails thru 1999 with the coil bracket welded to the frame, as well as all 1991–1998 Evolution Dyna Glide models



YE-NC-06



YE-NC-05

COIL BRACKETS FOR TWO NOLOGY OR DAYTONA TWIN TEC SINGLE OR DUAL OUTPUT COILS

The YE-NC-09 bracket with installed coils will fit under the stock HD coil covers if minor modifications are made to the covers.

YE-NC-06 Fits all 1979–2003 Sportster models (except 1982 XLS and 1998–2003 XL1200S Sport with dual-plug heads)

YE-NC-09 Fits late 1982–1986 4-speed Big Twins and all Evolution Softails thru 1999 with the coil bracket welded to the frame, as well as all 1991–1998 Evolution Dyna Glide models




YE-NC-09



YE-NC-08



BATTERY, COIL & HORN COVERS



410



415



416



411



769



769A



769-1



768



768-1



768A



768A1

BATTERY, COIL AND HORN COVERS FOR BIG TWINS AND SPORTSTERS

Chrome-plated stamped steel covers for a variety of applications.
BATTERY COVERS FOR KICK/ELECTRIC START FX MODELS

410 Plain electric start cover with fluid level viewing window (OEM 66070-83T)

410E Same as Paughco #410 but with Eagle emblem (not shown)

411 Plain kickstart cover with fluid level viewing window (OEM 66072-83T)

411E Same as Paughco #411 but with Eagle emblem (not shown)

6-VOLT COIL COVERS

768 Plain HD-style coil cover

768A Same as Paughco #768 but with Bird emblem

12-VOLT COIL COVERS

769A Fits 1982–1994 FXR models (OEM 31625-82)

769 Coil cover (OEM 31800-78)

769-1 Same as Paughco #769 but with Bird emblem

768-1 Antique-style coil cover for 1965–1999 4-speed FL and FX models and Softails

768A1 Same as Paughco #768-1 but with Bird emblem

HORN COVERS

415 Fits high-note horns on late 1976–1980 Big Twins, and 1976–1985 Sportsters (OEM 69017-76)

416 Fits 1986–1992 Sportsters and 1991–1992 Softail or Touring models (OEM 69012-86A)



BIRD EMBLEM



EMBOSSED EAGLE

ENGINE HARDWARE



HEAD BOLTS AND WASHERS

Chrome-plated or black oxide components to fit many Big Twin and 45" engines.

HEAD BOLTS FOR 1940-1947 KNUCKLEHEADS Sold each (OEM 16814-40).

84B Black oxide (not shown)

84C Chrome

HEAD BOLTS FOR 1948-UP PANHEADS AND SHOVELHEADS

Sold each (OEM 16814-48).

85B Black oxide (not shown)

85C Chrome

HEAD BOLT WASHERS FOR 1936-UP BIG TWINS Set of 10 (OEM 6469).

86C Chrome

HEAD BOLTS FOR 45" ENGINES

Sold each (OEM 16809-40).

87B Black oxide (not shown)

87C Chrome

HEAD BOLTS FOR 80" FLATHEAD ENGINES

Sold each (OEM 4674).

88B Black oxide (not shown)

88C Chrome

HEAD BOLT WASHERS FOR 45" AND 80" FLATHEAD ENGINES

Set of 9 (OEM 16822-39).

89C Chrome



84C



85C



87C



86C



88C



89C

SPECIAL NOTES:

1) ALL HEAD BOLTS AND WASHERS COME HEAT-TREATED.



60

GEAR COVER AND TAPPET BLOCK SCREWS

For many Big Twin engines thru 1976.

60 Timing gear cover screws for 1941-1969 engines
1/4"-24 x 1 3/16" (set of 12) OEM 2341HW

65 Tower screws for 1930-early 1953 engines
1/4"-24 x 13/16" (set of 4) OEM 2329

65A Hex head tappet guide screws for 1953-early 1976
Panheads and Shovelheads 1/4"-24 (set of 4)
OEM 18660-53



65



65A





928



18534-29A



18554-57



18555-36



TAPPET COMPONENTS AND ENGINE NUTS

Sold each unless noted otherwise,



18556-57



18570-38



24003-30



24003-55

928 Solid lifter kit for stock hydraulic adjustable pushrods (set of 4)

18534-29A Tappet roller kit (Torrington) for 45" engines, 1929-1984 Big Twins and 1952-1985 Sportsters

18554-57 Tappet screw ONLY for 1957-1985 Sportsters

18555-36 Tappet screw ONLY for 1936-1984 OHV Big Twins (except Evolution)

18556-57 Hydraulic tappet adjusting screw for 1957-1984

18570-38 Split tappet nuts for 1938-1984 OHV Big Twins (except Evolution) and 1957-1985 Sportsters (set of 4)

24003-30 Early engine sprocket nut for 1930-1954 Big Twins

24003-55 Late engine sprocket nut for 1955-1990 Big Twins without compensating sprocket



1430



24020-51



24023-54



24776-40

LOWER END COMPONENTS

Sold each unless stated otherwise.



25785-30A



25788-30



25791-36



25856-36

1430 Left-hand thread circuit breaker stud screw for 1959-1969 Big Twins

24020-51 Left-hand thread pinion shaft screw for 1951-1953 Big Twins

24023-54 Pinion shaft gear nut for 1954-1989 Big Twins

24776-40 Left-side bearing and oil slinger for all Big Twins

25785-30A Idler gear and circuit breaker bushings for 1936-1969 Big Twins (sold in pairs)

25788-30 Idler gear stud ONLY for 1930-1948 Big Twins and 1932-1973 side valve 45" engines

25791-36 Idler gear stud ONLY for 1936-1969 Big Twins

25856-36 Circuit breaker drive gear stud ONLY for 1936-1969 Big Twins

980 Sprocket shaft bearing retainer and seal for 1955-1969 Big Twins (OEM 24031-55)

982 Sprocket shaft oil seal and snap ring for 1936-1954 Big Twins (OEM's 24702-40 and 24776-40)



980



982

VALVE SPRING KITS



927



927A

VALVE SPRINGS AND KITS

Springs only or complete kits for many 45" and Big Twin engines thru 1981.

HIGH PERFORMANCE VALVE SPRINGS ONLY

Made of superior quality wire to eliminate breakage problems. Each set includes four inner and four outer springs.

927 For 1948–1984 Panhead and Shovelhead engines

927A For 1957–1983 Sportster engines

COMPLETE VALVE SPRING KITS

Includes springs, collars and keepers.

927B For 1932–1940 45" engines (OEM's 18201-32, 18222-30 and 18228-30)

927C For 1941–1973 45" engines (OEM's 18201-41, 18222-30 and 18228-30)

927D For 1930–1936 VL Big Twins (OEM's 18200-30, 18221-30, 18222-30 and 18228-30)

927E For 1937–1948 UL and ULH Big Twins (OEM's 18200-30, 18221-30, 18222-30, 18223-37 and 18228-30)

927F For 1936–1947 Knucklehead Big Twins (OEM's 18203-36, 18204-36, 18221-36)

927G For 1948–1979 Panhead and Shovelhead Big Twins (OEM's 18201-57B, 18204-36A and 18221-36)

927H Fits 1980–1981 Shovelhead Big Twins (OEM's 18201-82, 18202-82, 18221-36, 18222-48 and 18228-36)



927B



927C



927D



927E



927F




927G



927H







927I




927J




927A1



927A2



927A3



927A4



927A5

COMPLETE VALVE SPRING KITS FOR BIG TWINS AND SPORTSTERS

Includes springs, collars and keepers.

927I For 1981–1984 Shovelhead Big Twins (OEM's 18201-82, 18202-82, 18209-81, 18222-81 and 18228-36)

927J For 1984–2004 Evolution and Twin Cam 88 Big Twin engines, and 1986–2003 Evolution Sportsters (OEM's 18201-83, 18202-83, 18219-83, 18222-83A and 18229-83)

927A1 For 1952–1953 K-models (OEM's 18165-41, 18201-52, 18220-30, 18223-53 and 18228-30)

927A2 For 1954–1956 K-models (OEM's 18165-41, 18200-32, 18220-30 and 18228-30)

927A3 For 1957–1981 Sportsters (OEM's 18203-57A, 18204-57A, 18220-57, 18221-57A and 18228-30)

927A4 For 1981–early 1983 Sportsters (OEM's 18203-57A, 18204-57A, 18220-81, 18221-57B and 18228-30)

927A5 For late 1983–1985 Sportsters (OEM's 18203-83, 18204-83, 18220-83, 18221-57A and 18228-30)

1937 HARLEY-DAVIDSON 61" KNUCKLEHEAD FROM THE ROBERT PAUGH, SR. VINTAGE BIKE COLLECTION



TRIKE
KITS

KEYS & RETAINERS



SPRINGERS
& FORKS

HANDLEBARS
& RISERS



11002



23985-12



LOWER END KEYS AND RETAINING RINGS

A wide selection of these necessary components for many Big Twins and Sportsters to present. Sold in packs of 10.

11002 Oil pump retaining ring for 1970–1999 Big Twins and 1956–up Sportsters

23985-12 Gear and sprocket shaft key for 1930–early 1981 Big Twins and 1954–1981 Sportsters. Also fits 1929–1973 45" motor sprockets

23985-18 Crank pin key for 1930–early 1981 Big Twins and 1954–1981 Sportsters

23985-54 Pinion shaft key for 1955–1989 Big Twins and oil pump gear on 1954–1975 Big Twins

23985-56 Flywheel sprocket shaft key for 1956–1971 Big Twins

26348-15 Oil pump and pinion shaft key for 1936–1999 Big Twins and 1972–1976 Sportsters

26348-36 Oil pump retaining ring for 1936–1999 Big Twins

35175-38 Key for drive gear spacer on 1938–early 1977 Big Twins

37523-15 Clutch hub key for 1915–early 1984 clutches



23985-18



23985-54



23985-56



26348-15



LIGHTING

FRAMES &
ACCESSORIES

WHEELS
& BRAKES

GAS & OIL
TANKS

SHEET
METAL

ENGINE &
ELECTRICAL

PRIMARY &
DRIVETRAIN

FOOT
CONTROLS

TRANSMISSION

EXHAUST

TOOLS &
GENERAL



26348-36



35175-38



37523-15



SPACERS, WASHERS & BUSHINGS



1700



1705



1706



1707



1708



1709



1710



1711



1712



1100



1101



1102



1103



1103A



1104



1105



1202

LOWER END SPACERS AND WASHERS

Sold each.

1700 Steel washer for 1941–early 1970 Big Twin flywheels (OEM 23973-41)

1705 Thin pinion shaft bearing spacer for 1940–1957 Big Twins (OEM 24695-40)

1706 Thick sprocket shaft spacer for 1937–1954 Big Twins (OEM 24781-36)

1707 Pinion shaft spacer (with locator) for 1940–1950 Big Twins (OEM 24690-40)

1708 Sprocket shaft spacer (without locator) for 1940–1957 Big Twins (OEM 24779-40)

1709 Pinion shaft spring for 1941–1969 Big Twins (OEM 24699-37)

1710 Gear shaft bearing seal ring for 1940–1953 Big Twins (OEM 24697-40)

1711 Breather screen for 1941–1969 OHV Big Twins (OEM 25275-36)

1712 Breather screen separator for 1941–1969 OHV Big Twins (OEM 25279-36)

LOWER END BUSHINGS

Sold each.

1100 Inner cam bushing for 1936–1957 OHV Big Twins (OEM 25597-36)

1101 Outer cam bushing for 1936–1969 OHV Big Twins (OEM 25581-36)

1102 Gear cover pinion shaft bushing for 1936–1954 OHV Big Twins (OEM 25582-36)

1103 Gear cover pinion shaft bushing for 1955–early 1973 Big Twins (OEM 25582-54)

1103A Gear cover pinion shaft bushing for late 1973–1992 Big Twins (OEM 25582-73)

1104 Gear cover pinion shaft bushing for 1937–1973 45" engines (OEM 25593-37)

1105 Gear cover pinion shaft bushing for 1937–1948 side valve Big Twins (OEM 25591-37)

1202 Outer cam bushing for 1937–1973 45" engines, and for the #1, #3 and #4 cams in 1952–2004 K-models and Sportsters. Also fits all four cams in the crankcase of 1991–1994 Sportsters (OEM 25586-37)

ENGINE HARDWARE & OIL LINES



'OLD-STF' OIL LINES

Specially designed and made by Old-Stf Cycles. These solid brass or stainless steel oil lines and fittings replace the OEM lines on stock Shovelhead and Ironhead Sportster engines. An easy way to add color and style to your custom ride. Sold in sets with a roll of sealing tape.

BRASS

STFB66 Fits 1966–1984 Shovelhead engines

STFB57 Fits 1957–1985 Sportster engines

STAINLESS STEEL

STFS66 Fits 1966–1984 Shovelhead engines

STFS57 Fits 1957–1985 Sportster engines



ENGINE SCREWS AND OIL PUMP PLUGS AND HARDWARE

Sold each unless stated otherwise.

70A Oil pump nut (short) for all 1936–1953 Flatheads (OEM 24830-41)

70B Oil pump nut (long) for 1941–1967 OHV Big Twin engines (OEM 24831-41)

221C Oil screen plug (9/16"-18) for 1953–1962 Big Twin engines (OEM 24987-52)

221D Oil screen plug (1/2"-20) for 1970–1980 Big Twins (OEM 657)

221E Oil screen plug (1/2"-20) for 1963–1969 Big Twins (OEM 655)

221G Oil pump nuts (1/4"-20) for 1937–1979 Big Twins (set of 5) OEMs 7691 and 7691W

1397 Oil pump screw to mount pump to engine case on 1936–1947 Knuckleheads

26383-32 Oil pump adjusting screw for 1933–1969 Big Twins

30011-36 Generator mounting screw for all 1936–1957 generators



70A



221D



70B



221C



221G



221E



1397




30011-36



26383-32



PRIMARY & DRIVETRAIN




CLUTCH PARTS _____	214-215
DERBY & INSPECTION COVERS _____	211-213
FINAL DRIVE BELTS _____	216
INNER PRIMARY COVERS _____	208, 210
OUTER PRIMARY COVERS _____	209, 211, 213
PRIMARY COVER HARDWARE _____	208, 212

INNER PRIMARY COVERS




503A



752



752E



753E



753L

INNER PRIMARY COVERS AND HARDWARE FOR 45'S AND BIG TWINS

Chrome pieces for use as stock replacement covers, or for custom applications.

503A Hardware kit with cotter pin for chain guard to oil tank. Bolts through inner primary (OEM 60640-29)

752 HD replacement for 1936-1954 4-speed Big Twins (OEM 60620-36)

752E HD replacement for 1936-1964 45" models (OEM 60621-41)

753E HD replacement for 1955-1964 4-speed Big Twins (OEM 60620-55)

753L Custom inner cover to replace aluminum inner on 1965-1969 kickstart models ONLY (cover is approximately 3/16" deeper than Paughco #753E where it bolts to the case)


754 For the 'Old School' look on 1970-early 1984 engines when no electric start is used. Some spacing may be required between motor and inner primary. Takes the place of aluminum inner primary. For rigid frame use, but may also be used on swingarm

759A Screws to mount inner and outer primaries together (10-32 x 5/8") pack of 10

60-2080 Locktab for attaching inner primary to the transmission on 1970-1984 Big Twins (pack of 10)

SPECIAL NOTES:

1) PAUGHCO #754 WILL WORK WITH THE OUTER PRIMARY COVERS ON THE FACING PAGE WHEN USED IN CONJUNCTION WITH A BELT DRIVE.



60-2080



754



759A

OUTER PRIMARY COVERS

TRIKE
KITS

SPRINGERS
& FORKS

HANDLEBARS
& RISERS

LIGHTING

FRAMES &
ACCESSORIES

WHEELS
& BRAKES

GAS & OIL
TANKS

SHEET
METAL

ENGINE &
ELECTRICAL


PRIMARY &
DRIVETRAIN

FOOT
CONTROLS

TRANSMISSION

EXHAUST

TOOLS &
GENERAL



750

OUTER PRIMARY COVERS FOR EARLY BIG TWINS

Stock replacement chrome covers for 1936-1964 Knuckleheads and Panheads.

750 Fits 1936-1954 4-speed Big Twins without compensating sprockets (OEM 60505-36)

751 Fits 1955-1964 4-speed Big Twins with compensating sprockets. Also fits 1936-1954 models if a Paughco #752 inner primary cover is used (OEM 60505-55)

760 Smooth custom cover for 1936-1964 Big Twins with or without a compensating sprocket



751



OIL DEFLECTOR PLATE

Fits all 1965-1984 Big Twins with 4-speed transmissions and rear chain drives (except 1983-1984 FL models).

60516-65A Includes O-ring



760

SPECIAL NOTES:

- 1) NOT RECOMMENDED FOR INSTALLATION WITH STOCK 1955-1964 HD INNER PRIMARIES UNLESS SPACED 3/16" FROM THE ENGINE CASE, OR USE A PAUGHCO #753L INNER COVER INSTEAD.
- 2) THE OUTER PRIMARY COVERS ON THIS PAGE, WILL WORK WITH THE PAUGHCO #754 INNER PRIMARY COVER, WHEN A BELT DRIVE UNIT IS BEING INSTALLED.
- 3) SEE PAGE 212 FOR DERBY AND INSPECTION COVERS TO FIT THESE COVERS.

BLACK INNER PRIMARY COVERS

**B752**

BLACK INNER PRIMARY COVERS FOR 45'S AND BIG TWINS

Gloss black pieces for use as stock replacement covers, or for custom applications.

B752 Replacement for 1936–1954 4-speed Big Twins (OEM 60620-36)

B752E Replacement for 1936–1964 45" models (OEM 60621-41)

B753E Replacement for 1955–1964 4-speed Big Twins (OEM 60420-55B)

B753L Custom inner cover to replace aluminum inner on 1965–1969 kickstart models ONLY (cover is approximately 3/16" deeper than Paughco #B753E where it bolts to the case)

B754 For the 'old school' look on 1970–early 1984 engines when no electric start is used. Some spacing may be required between motor and inner primary. Takes the place of aluminum inner primary. For rigid frame use, but may also be used on swingarm

**B752E****B753E****B753L****B754**

BLACK OUTER PRIMARY COVERS

TRIKE
KITS

SPRINGERS
& FORKS

HANDLEBARS
& RISERS

LIGHTING

FRAMES &
ACCESSORIES

WHEELS
& BRAKES

GAS & OIL
TANKS

SHEET
METAL

ENGINE &
ELECTRICAL

PRIMARY &
DRIVETRAIN

FOOT
CONTROLS

TRANSMISSION

EXHAUST

TOOLS &
GENERAL



B750



B757



B751



B758



B758A



B770



B770A

BLACK DERBY, INSPECTION AND OUTER PRIMARY COVERS

Use in stock replacement applications on 45" models and Big Twins.

DERBY COVER

B757 Fits 1936–1964 Big Twins (OEM 60555-36)

INSPECTION COVERS

B758 Fits 1936–1964 Big Twins (OEM 60572-36)

B758A Fits Paughco #'s B770 and B770A for 45" primary covers (OEM 60569-29)

OUTER PRIMARY COVERS

B750 Fits 1936–1954 4-speed Big Twins without compensating sprockets (OEM 60505-36)

B751 Fits 1955–1964 4-speed Big Twins with compensating sprockets. Fits 1936–1954 models if a Paughco #B752 inner primary cover is used (OEM 60505-55)

B770 Custom style for 45" two or three wheelers with kick-start

B770A Stock style for 45" two or three wheelers with kick-start (derby cover attached to primary and two inspection holes) OEM 60504-32

DERBY & INSPECTION COVERS



757



757A

DERBY AND INSPECTION COVERS FOR BIG TWINS AND 45" MODELS

Choose from chrome or gloss black versions to fit models from 1936 thru 1998.

DERBY COVERS FOR 1936-1964 4-SPEED BIG TWINS

Fit stock or Paughco #'s 750, 751, 760 or 770 outer primary covers.

757 Smooth cover (OEM 60557-36)

B757 Same as Paughco #757 but gloss black (OEM 60555-36) not shown

757A Embossed Bird-style cover

757E Embossed Eagle-style cover

759B Sockethead screws (pack of 8)



757E



758



758A

759

DERBY COVERS FOR 1970-1998 BIG TWINS

Fit aluminum outer primaries on Shovelhead and Evolution models.

757AL Flat embossed Bird-style cover

757EL Flat embossed Eagle-style cover

757B Embossed Bird-style cover

757C Smooth cover



757EL



757AL

INSPECTION COVERS FOR 1936-1964 BIG TWINS

Fits stock or Paughco #'s 750 and 751 outer primary covers (sold each).

758 Dimpled cover (OEM 60573-36)

B758 Same as Paughco #758 but gloss black (OEM 60572-36) not shown

INSPECTION COVERS FOR 45" MODELS (ALL YEARS)

Fits stock or Paughco #'s 770 and 770A outer primary covers (sold each).

758A Smooth cover (OEM 60569-29)

B758A Same as Paughco #758A but gloss black (OEM 60569-29) not shown

759 Derby and inspection cover screws - 12-24 x 1/2" (pack of 10) OEM 2268



757C



757B

BRASS DERBY AND INSPECTION COVERS

Made from sheets of solid brass and drawn and formed and polished to a bright finish. All parts made right here in the USA.

757BR Derby cover for 1936-1964 tin primary

758BR Inspection cover for 1936-1964 tin primary



45" & SPORTSTER PRIMARY COVERS

758BK



763



762



761

OUTER PRIMARY AND INSPECTION COVERS FOR 45" MODELS AND SPORTSTERS

INSPECTION COVERS

758A Fits 45's (OEM 60569-29)

758BK Fits Paughco #'s 761 and 762 Outer Primary Covers (includes gasket and screws)

OUTER PRIMARY COVERS

761 Diamond style for 1958-1969 XLCH

762 Smooth for 1958-1969 XLCH (OEM 34949-64)

763 Super smooth for 1958-1969 XLCH

770 Custom style for 45" two or three wheelers with kickstart ONLY

770A Stock style for 45" two or three wheelers with kickstart (derby cover attached to primary and two inspection holes) OEM 60504-32



770

SPECIAL NOTES:

1) SEE PAGE 212 FOR DERBY AND INSPECTION COVERS TO FIT THESE COVERS.



758A



770A

TRIKE
KITS

CLUTCH PUSHRODS & ADJUSTERS



SPRINGERS
& FORKS

HANDLEBARS
& RISERS

LIGHTING

FRAMES &
ACCESSORIES

WHEELS
& BRAKES

GAS & OIL
TANKS

SHEET
METAL

ENGINE &
ELECTRICAL

PRIMARY &
DRIVETRAIN

FOOT
CONTROLS

TRANSMISSION

EXHAUST

TOOLS &
GENERAL



219A



219B



219C

CLUTCH PUSHRODS AND ADJUSTERS FOR BIG TWINS AND SPORTSTERS

A nice selection of these important service items for many models thru 1989.

CLUTCH PUSHRODS ONLY FOR 4-SPEED BIG TWINS

Heat-treated on both ends, and come with a black oxide finish.

219A Fits 1936–1964 transmissions (13¼"-long) OEM 37285-36

219B Fits 1965–1969 transmissions (13⅝"-long) OEM 37285-65

219C Fits 1970–early 1975 transmissions (14"-long) OEM 37285-70)



219A1



219A2

CLUTCH PUSHROD KIT FOR 4-SPEED BIG TWINS

Includes the center pushrod, heat-treated ends, and the throwout bearing with hardened washers and snap ring.

219A5 Fits 1984–1986 transmissions (OEM's 37285-84, 37089-84 and 37090-84)



219A3

CLUTCH PUSHROD KITS FOR 5-SPEED BIG TWINS

Includes the center pushrod, heat-treated ends, and the throwout bearing with hardened washers and snap ring.

219A1 Fits 1980–early 1984 transmissions (OEM's 37088-79, 37089-79 and 37090-79)

219A2 Fits late 1984 transmissions (OEM's 37088-84, 37089-84 and 37090-84)

219A3 Fits 1985–1986 transmissions (OEM's 37088-85, 37089-84 and 37090-84)

219A4 Fits 1987–1989 transmissions (OEM's 37088-87, 37089-84 and 37090-84)



219A4



219A5

CLUTCH ADJUSTERS

924A Adjusting nut for 1941–early 1984 Big Twins (OEM 37361-41)

924B Adjusting screw for 1941–early 1984 Big Twins (OEM 37357-41)

924ASP Adjusting nut for 1954–1970 K-models and Sportsters (OEM 38135-50)

924BSP Adjusting screw for 1954–1970 K-models and Sportsters (OEM 38130-54)



924BSP



924ASP



924B



924A





219D



219D1



219E



219F



924



924C



925



925A



925B



925C



925D



926



926A



37583-41



37585-41



37496-41



37496-84



37523-15

REPLACEMENT PARTS FOR EARLY CLUTCHES

A wide selection of parts for the 'dry' and 'diaphragm' clutches used from 1936-1989.

219D Oil deflector plate for 1939-1964 transmissions (OEM 35159-39)

219D1 Oil slinger for late 1975-early 1984 Big Twins (OEM 37228-75)

219E Mainshaft lockwasher for 1936-early 1984 (OEM 35216-36)

219F Left-hand thread mainshaft lock nut for 1936-up Big Twins and Sportsters (OEM 35211-36)

924 Releasing disc for 1941-early 1984 Big Twins (OEM 37871-41)

924C Pressure plate for 1941-early 1984 Big Twins (OEM 38010-41)

925 Bearing retainer for 1941-early 1984 Big Twins (OEM 37576-41)

925A Roller bearings for 1941-early 1984 Big Twins (set of 20) OEM 9540A

925B Roller bearing cage for 1941-early 1984 Big Twins (OEM 37566-58)

925C Bearing plate tapered springs for 1941-early 1984 Big Twins and 45's (set of 3) OEM 37574-44

925D Clutch hub stud nuts for 1936-early 1984 Big Twins (set of 3) OEM 37581-47

926 Clutch springs for 1968-early 1984 Big Twins (set of 10) OEM 37077-68

926A Clutch springs for 1941-1967 Big Twins (set of 10) OEM 38077-41

37496-41 Clutch hub nut for 1937-early 1984 Big Twins (sold each)

37496-84 Mainshaft nut (clutch side) for 1984-1989 Big Twins (sold each)

37523-15 Clutch hub keys for 1915-early 1984 clutches (pack of 10)

37583-41 Long clutch hub stud for 1941-early 1984 Big Twins (sold each)

37585-41 Short clutch hub stud for 1941-early 1984 Big Twins (sold each)

BDL REPLACEMENT DRIVE BELTS



FALCON SPC CARBON FIBER REAR DRIVE BELTS BY BDL

The new carbon fiber-reinforced Goodyear Engineered Products FALCON SPC™ Belt manufactured by Veyance Technologies, provide premium OE quality. With up to 33% more tensile strength than conventional aramid-reinforced belts, longer belt life can be achieved without sacrificing performance. Specifically designed as a secondary drive belt for motorcycles and produced in the USA, this high-temperature rubber compound belt provides excellent flex and service life. Featuring a patented fabric-reinforced tooth surface that can increase horsepower and improve wear resistance, this durable material composition is designed to sustain belt-penetrating debris without breakage.



FALCON SPC™



1 1/8"-WIDE FINAL DRIVE BELTS

- SPC-128-118** 128-teeth (replaces OEM 40022-91)
- SPC-130-118** 130-teeth (replaces OEM 40048-07)
- SPC-132-118** 132-teeth (replaces OEM 40594-06)
- SPC-133-118** 133-teeth (replaces OEM 40015-00)
- SPC-135-118** 135-teeth (replaces OEM 40307-00)
- SPC-136-118** 136-teeth (replaces OEM 40570-04)
- SPC-137-118** 137-teeth (replaces OEM 40571-04)
- SPC-139-118** 139-teeth (replaces OEM 40024-04)

1 1/2"-WIDE FINAL DRIVE BELTS


- SPC-126-112** 126-teeth (replaces OEM 40003-79)
- SPC-128-112** 128-teeth (replaces OEM 40012-90)
- SPC-130-112** 130-teeth (replaces OEM 40017-94)
- SPC-132-112** 132-teeth (replaces OEM 40023-86)
- SPC-133-112** 133-teeth (replaces OEM 40015-90)
- SPC-135-112** 135-teeth
- SPC-136-112** 136-teeth (replaces OEM 40001-85)
- SPC-139-112** 139-teeth (replaces OEM 40024-97)

HARLEY-DAVIDSON REAR DRIVE BELT MATRIX

Belt Width	# of Teeth	Application	OEM #
1 1/8"	128	1991-2003 883cc Sportsters with 27/61 pulleys or 1200cc with 29/61 pulleys	40022-91
1 1/8"	130	2007-2013 Japanese Dyna models with 32/64 pulleys	40048-07
1 1/8"	132	2006 International Dyna models with 32/68 pulleys	40594-06
1 1/8"	133	2000-2006 Domestic and International Dyna models with 32/70 pulleys	40015-00
1 1/8"	135	2000-2006 Domestic & International Softails with 32/70 pulleys	40307-00
1 1/8"	136	2004-2006 Domestic & International 883cc Sportsters with 28/68 pulleys	40570-04
1 1/8"	137	2004-2006 Domestic 1200cc Sportsters with 29/68 pulleys or 2004-2006 International 1200cc Sportsters with 30/68 pulleys	40571-04
1 1/8"	139	2004-2006 Domestic & International Touring models with 32/70 pulleys	40024-04
1 1/2"	126	1980-1986 4-speed FL and FX models with 32/70 pulleys	40003-79
1 1/2"	128	1993-1994 Domestic & International Softails with 32/61 pulleys	40012-90
1 1/2"	130	1995-1999 Domestic & International Softails with 32/65 pulleys	40017-94
1 1/2"	132	1986-1994 Domestic & International Softails with 32/70 pulleys	40023-86
1 1/2"	133	1991-1999 Domestic and International Dyna models with 32/70 pulleys	40015-90
1 1/2"	136	1985-1996 Domestic & International Touring models with 32/70 pulleys	40001-85
1 1/2"	139	1997-2003 Domestic & International Touring models with 32/70 pulleys	40024-97



FOOT CONTROLS



BRAKE PEDALS & PARTS _____	222-225
CLUTCH PEDALS & JOCKEY SHIFTERS _____	227
FOOT SHIFTER PARTS _____	226
FOOTPEGS & MOUNTS _____	218
FLOORBOARD BRACKETS & HARDWARE _____	221
FLOORBOARDS & PADS _____	219-220
KICKSTAND PARTS _____	228

FOOTPEGS & MOUNTS



361A



528



529



528B




528C



205



205B



361

CUSTOM FOOTPEGS AND MOUNTS FOR BIG TWINS AND SPORTSTERS

A nice selection of mounts and pegs for rigid framed customs or 4-speed FX models.

HIGHWAY PEG MOUNTS FOR BIG TWINS

Fit 1974-1985 4-speed FX models with mid-shift controls.

205 Right-side mount

205B Left-side mount (fits behind the kickstand bracket)

PASSENGER FOOTPEG MOUNTS

Use Paughco #528C bolts to mount footpegs.

361 Transmission mount for Big Twin engines in rigid frames ONLY

361A Rear frame mount for electric start Sportster engines in rigid frames ONLY

CHROME-PLATED NARROW FOOTPEGS

With 3/8" threaded block designed to work with Paughco #'s 528B and 528C bolts (sold in pairs).

528 Ribbed bolt-on footpegs

528A Ribbed footpegs with clamps for 1"-diameter frame rails (not shown)

529 Acme-style bolt-on footpegs

529A Acme-style footpegs with clamps for 1"-diameter frame rails (not shown)

NARROW FOOTPEG BOLTS

Sold in pairs.

528B 3/8"-24 x 5/8" bolts for mounting footpegs to Paughco #'s 205 and 205B highway peg mounts

528C 3/8"-24 x 1 3/4" bolts for mounting footpegs to Paughco #'s 361 and 361A passenger peg mounts



RECTANGULAR FLOORBOARDS & PADS

EARLY STYLE



124B



124C



124D



124E



LATE STYLE



124B1



124C1



124D1



124E1



EARLY-STYLE FLOORBOARDS FOR EARLY AND LATE BIG TWINS

'Old School' cool for your late model Street Glide or Softail.... These American-made boards are accurate reproductions of the ones fitted to most 1926-1939 HD models. They include mounting hardware.

EARLY FLOORBOARDS

Fit 1926-1984 models with floorboard brackets (except 5-speed Touring models).

- 124B** Chrome with riveted rubber mats
- 124C** Black with riveted rubber mats
- 124D** Chrome plain boards
- 124E** Black plain boards

LATE FLOORBOARDS

Antique-style rectangular boards with modified brackets that will let them fit 1980-up 5-speed or 6-speed Touring models and 1986-up Heritage Softails.

- 124B1** Chrome with riveted rubber mats
- 124C1** Black with riveted rubber mats
- 124D1** Chrome plain boards
- 124E1** Black plain boards

REPLACEMENT FLOORBOARD RUBBERS

- Come with rivets (not shown).
- 126D** Black (sold in pairs)
 - 126D1** White (sold in pairs)

TRIKE
KITS

SPRINGERS
& FORKS

HANDLEBARS
& RISERS

LIGHTING

FRAMES &
ACCESSORIES

WHEELS
& BRAKES

GAS & OIL
TANKS

SHEET
METAL

ENGINE &
ELECTRICAL

PRIMARY &
DRIVETRAIN

FOOT
CONTROLS

TRANSMISSION

EXHAUST

TOOLS &
GENERAL

OVAL FLOORBOARDS & PADS



124



124-1

EARLY-STYLE FLOORBOARDS FOR EARLY AND LATE BIG TWINS

'Old School' cool for your late model Street Glide or Softail.... These American-made boards are accurate reproductions of the ones fitted to most 1936-1964 HD models. They include mounting hardware.

EARLY FLOORBOARDS

Fit 1926-1984 models with floorboard brackets (except 5-speed Touring models). Sold in pairs.

124 Chrome with riveted rubber mats

124A Black with riveted rubber mats

125 Chrome plain boards

125A Black plain boards



124A



125-1

LATE FLOORBOARDS

Antique-style oval boards with modified brackets that will let them fit 1980-up 5-speed and 6-speed Touring models, and 1986-up Heritage Softails. Sold in pairs.

124-1 Chrome with riveted rubber mats

124A1 Black with riveted rubber mats

125-1 Chrome plain boards

125A1 Black plain boards



125



125A

REPLACEMENT FLOORBOARD RUBBERS

Come with rivets and are sold in pairs.

126 Black

126-1 White

126-2 Red

126-3 Orange

126-4 Blue

126-5 Green



124A1



125A1

CHROME FLOORBOARD COVERS

Ribbed and chrome-plated (come with rivets).

126A Sold in pairs



126



126A



126-5



126-1



126-2




126-3




126-4



FLOORBOARD BRACKETS & HARDWARE



125E



125B



FLOORBOARD BRACKETS AND MOUNTING HARDWARE FOR BIG TWINS

These mounting brackets will work on most floorboard-equipped models from 1937 thru 1984.

FLOORBOARD MOUNTING BRACKETS

125E Left-side mounting brackets for 1965–1984 Big Twins when using steel outer primary with OEM 33630-70 or Paughco #203A shift lever bracket

125D Right-side mounting brackets for 1958–1969 Big Twins

125G Left and right-side front brackets (1 of each) for 1970–1979 Big Twins

125B Left-side mounting brackets for 1937–1964 Big Twins

125C Right-side mounting brackets for 1937–1957 Big Twins

125F Weld-on frame mounts for floorboards (sold in pairs)

FLOORBOARD RIVETS

126C 1/4"-long (pack of 26)

126B 3/8"-long (pack of 26)

FLOORBOARD MOUNTING BOLTS

126E 1 1/4"-long (set of 4)


126F 1 1/2"-long (set of 4)



125D



125G



125C



126B



126C



126E



126F




125F


EARLY MECHANICAL BRAKE PARTS



B200



200



EARLY-MODEL MECHANICAL BRAKE PARTS FOR 1936-1957 BIG TWINS

Most of the required parts for the rear mechanical brake on 1936-1957 Big Twins, with your choice of chrome-plated or gloss black finishes.

200 Brake pedal backing plate (OEM 42480-36)

B200 Same as Paughco #200, but gloss black

201 Brake pedal (OEM 42402-36)

B201 Same as Paughco #201, but gloss black

207 Left-side cross shaft lever with single hole (OEM 42556-36)

B207 Same as Paughco #207, but gloss black

208 Right-side cross shaft lever with double hole (OEM 42560-37)

B208 Same as Paughco #208, but gloss black

209 Rear brake lever (OEM 41929-36)

B209 Same as Paughco #209, but gloss black

503 Clevis pin hardware kit for brake rod clevis ends (OEM 42269-30)



201



B201



208



B208



207



B207



209



B209



503



EARLY HYDRAULIC BRAKE PARTS



201A



200A



200C



201C



199



503

EARLY-MODEL HYDRAULIC BRAKE PARTS FOR 1958-1969 BIG TWINS

Most of the required parts for the rear hydraulic brake on 1958-1969 Big Twins, with your choice of chrome-plated or gloss black finishes.

201A Brake pedal (OEM 42402-59)

B201A Same as Paughco #201A, but gloss black (not shown)

200A Brake pedal backing plate (OEM 42480-59)

B200A Same as Paughco #200A, but gloss black (not shown)

200C Master cylinder plunger (OEM 41770-58)

201C Brake pedal return spring (OEM 41835-69)

199 Master cylinder spacers (1/4"-thick) sold in pairs (OEM 50668-35)

199A Master cylinder spacers (5/16"-thick) sold in pairs (not shown)

503 Clevis pin hardware kit for brake rod clevis ends (OEM 42269-30)



1964 HARLEY-DAVIDSON 74" PANHEAD FROM THE ROBERT PAUGH, SR. VINTAGE BIKE COLLECTION

TRIKE KITS

SPRINGERS & FORKS

HANDLEBARS & RISERS

LIGHTING

FRAMES & ACCESSORIES

WHEELS & BRAKES

GAS & OIL TANKS

SHEET METAL

ENGINE & ELECTRICAL

PRIMARY & DRIVETRAIN

FOOT CONTROLS

TRANSMISSION


EXHAUST

TOOLS & GENERAL

LATE HYDRAULIC BRAKE PARTS



199



200B

LATE-MODEL HYDRAULIC BRAKE PARTS FOR 1970-1979 BIG TWINS

Most of the required parts for the rear hydraulic drum brake or disc brake on 1970–1979 Big Twins with Wagner Lockheed master cylinders. The backing plate, plunger, brake pedal and the pedal stop are ideal for most aftermarket frames with nose cone bottom ends.

200B Brake pedal backing plate for 1973–early 1979 FL models (OEM 42480-73)

B200B Same as Paughco #200B but gloss black

200C1 Master cylinder plunger 1970–early 1979 Big Twins (OEM 42333-70)

201B Brake pedal for 1973–early 1979 FL models (OEM 42402-73A)

B201B Same as Paughco #201B but gloss black

201C Brake pedal return spring (OEM 41835-69)

201D Brake pedal stop for 1970–early 1979 Big Twins (OEM 42411-70)


199 Master cylinder spacers (1/4"-thick) sold in pairs (OEM 50668-35)

199A Master cylinder spacers (5/16"-thick) sold in pairs (not shown)

503 Clevis pin hardware kit for brake rod clevis ends (OEM 42269-30)



200C1



201B



201C



201D




503




FXST & FXWG BRAKE PARTS




200C2




200D



200E



200F



200G



201E

BRAKE PEDALS AND BACKING PLATES FOR 1983-1999 FXWG AND FX SOFTAIL MODELS

- 200C2** Master cylinder plunger for 1983–early 1987 FX Softails and FXWG (also works with Paughco brake pedal and backing plate combinations on this page) OEM's 42448-82A and 42522-82
- 200D** Backing plate for custom applications with 1"-diameter frame tubes
- 200E** Backing plate for 1983–1986 FXWG, 1984–1985 FX Softails, and custom applications with 1 1/8"-diameter frame tubes (OEM 42507-82)
- 200F** Backing plate for late 1987–1999 FX Softails (OEM's 42507-87 and 42507-89A)
- 200G** Backing plate for 1986–early 1987 FX Softails (OEM 42507-86)
- 201E** Brake pedal for 1984–1999 FX Softails and 1983–1986 FXWG (also works with Paughco backing plates on this page) OEM 42515-82

TRIKE KITS

SPRINGERS & FORKS

HANDLEBARS & RISERS

LIGHTING

FRAMES & ACCESSORIES

WHEELS & BRAKES

GAS & OIL TANKS

SHEET METAL

ENGINE & ELECTRICAL

PRIMARY & DRIVETRAIN

FOOT CONTROLS

TRANSMISSION

EXHAUST


TOOLS & GENERAL

FOOT SHIFTER PARTS



SHIFTER PARTS FOR 1936-1986 Big Twins

- 203A** Shifter bracket for 1936–1984 footshift Big Twins (requires bushing for 1952–1984 FL/FLH models) OEM 33630-70
- B203A** Same as Paughco #203A but gloss black
- 203A1** Shifter bracket with footpeg mount for 1980–1985 FXWG and FXST (also fits Paughco custom frames) OEM 33683-80
- 203B1** Splined foot shift lever for 1970–1984 4-speed FL models, 1984–early 1985 FXST, and early 1985 FXWG (OEM 33660-74A)
- 203B2** Splined foot shift lever for Paughco #'s 203A and 203A1 backing plates, and 1952–1969 4-speed FL models (OEM 33660-54) not shown
- B203B2** Same as Paughco #203B2 but gloss black
- 203C** Shoulder bolt for 1937–up hand shift and 1951–1966 footshift Big Twins (OEM 33878-51)
- 203D** Clevis for 1937–up hand shift and 1951–1966 foot shift Big Twins (OEM 33870-51)
- 203E** Shift rod ONLY (OEM 33851-52A)
- 203F** Complete shift rod assembly for 1971–1973 FX models, 1952–1984 footshift FL models and 1980–1986 FXWG models (OEM's 33851-52A, 33870-51 and 33878-51)
- 404** Chrome shifter toe peg (long stud)
- 500-1** Shift rod (can also be used as Paughco #500 front mechanical brake rod – see page 126)
- 500-1A** Complete shift rod assembly for shift conversion in stock or Paughco frames. 1971–1973 FX models, 1952–1984 footshift FL models and 1980–1986 FXWG models
- 503** Clevis pin hardware kit for brake rod clevis ends (OEM 42269-30)



CLUTCH PEDALS & JOCKEY SHIFTERS

TRIKE
KITS

SPRINGERS
& FORKS

HANDLEBARS
& RISERS

LIGHTING

FRAMES &
ACCESSORIES

WHEELS
& BRAKES

GAS & OIL
TANKS

SHEET
METAL

ENGINE &
ELECTRICAL




PRIMARY &
DRIVETRAIN

FOOT
CONTROLS

TRANSMISSION

EXHAUST

TOOLS &
GENERAL



SUICIDE CLUTCH PEDALS AND SUICIDE SHIFTER PARTS FOR 45" AND BIG TWIN MODELS

- 202** Suicide clutch pedal for Big Twin jockey shift when used with tin primaries ONLY
- B202** Same as Paughco #202 except gloss black
- 202-1** Early-style suicide clutch pedal for Big Twin jockey shift
- 202A** Clutch rod for suicide clutch pedals (20"-long) OEM 36918-52
- 202B** Clutch rod for mousetrap linkage (22"-long) OEM 36917-36
- 202C** Rod clevis for HD foot clutch (OEM 36916-36)
- 202D** Rod clevis for Paughco #202 pedal and suicide rod (7/16" I.D.) OEM 36916-52
- 210** Jockey shift arm with threads for standard HD or custom ball, to fit all 1936-1964 Big Twins with hand shift trans mission top, and all 45" models (bolts to the transmission shift lever shaft)
- 210A** Jockey shift for 45" two wheelers or trikes
- 210B** Jockey shift lever for ratchet lid on 4-speed Big Twins to early 1979
- 210C** Lever stud for hand shift (OEM 33776-47)
- 210D** Lever stud and bushing for hand shift (OEM 33775-37)
- 210E** Shift gate mounting bolt (OEM 33822-36)

210

210B

KICKSTAND & THROTTLE CONTROL



211




204A



204B

KICKSTAND PARTS FOR 45" AND BIG TWIN MODELS

- 211** Kickstand leg stop for use with Paughco #203 (OEM 50094-36)
- B211** Same as Paughco #211 but gloss black
- 203** Kickstand mounting bracket for 1936-1999 Big Twins (OEM 50049-36)
- B203** Same as Paughco #203 but gloss black
- 204** Kickstand return spring bracket for use with Paughco #203 (OEM 50036-36)
- B204** Same as Paughco #204 but gloss black
- 204A** Kickstand spring for Big Twins (OEM 50011-30)
- B204A** Same as Paughco #204A but gloss black
- 204B** Kickstand spring for 45" models (OEM 50012-30)
- B204B** Same as Paughco #204B but gloss black



203



204

328B



HANDLEBAR GRIP FERRULES

Decorative tapered or radiused grip 'ferrules' or 'cones' used to trim off the grips on 1" handlebars when internal throttles are used without switch housings. They are available with chrome-plated or brushed brass finishes, and install on the handlebars with silicone. Sold in pairs.

- 328B** Brass radiused
- 328C** Chrome radiused (not shown)
- 329B** Brass tapered (not shown)
- 329C** Chrome tapered




329C

1938 HARLEY-DAVIDSON 61" KNUCKLEHEAD FROM THE ROBERT PAUGH, SR. VINTAGE BIKE COLLECTION



TRANSMISSION




BUSHINGS & HARDWARE	233
CLUTCH RELEASE COMPONENTS	230
KICKER COVERS & PARTS	232
LOCK TABS	234
MOUNTING PLATES	231
SHIFTER COMPONENTS	230

SHIFTER & CLUTCH RELEASE COMPONENTS



210-2



210-1



210-4



203F



503

210-3

RATCHET TOP DUST COVER PARTS AND SHIFT ROD


- 210-1** Chrome dust shield for 1952-early 1979 FL model ratchet shift covers (OEM 34555-52)
- 210-2** Chrome dust shield for 1974-early 1979 FX model ratchet shift covers (OEM 34555-79)
- 210-3** Shifter shaft lever for 1952-early 1979 4-speed ratchet lid (OEM 34447-52)
- 210-4** 10-24 x 1/2" screws for shifter shaft lever (set of 3) OEM 1767W
- 203F** Complete shift rod with clevis and shoulder bolt (OEM's 33851-52A, 33870-51, 33878-51)
- 503** Clevis pin hardware kit with cotter pin for shift rod clevis ends (OEM 42269-30)



224



224A



219G



219H

MAINSHAFT SUPPORT AND CLUTCH RELEASE ARMS

- 224** Transmission shaft support. Prevents excessive wear on the mainshaft bearing when using a 1970-up engine in a rigid frame without the stock aluminum inner primary
- 224A** Support shaft bearing for Paughco #224 transmission support
- 219G** Early clutch release arm for mousetrap or suicide clutch rod on 1941-up Big Twins, but hand shift only from 1968-1978 (OEM's 37051-36 and 37052-65)
- 219H** Clutch release arm for mousetrap eliminator custom modification. Fits Big Twins to early 1978 with stock or custom frames and a wrap-around oil tank



TRANSMISSION MOUNTING PLATES & ADJUSTERS

TRIKE
KITS

SPRINGERS
& FORKS

HANDLEBARS
& RISERS

LIGHTING

FRAMES &
ACCESSORIES

WHEELS
& BRAKES

GAS & OIL
TANKS

SHEET
METAL

ENGINE &
ELECTRICAL

PRIMARY &
DRIVETRAIN

FOOT
CONTROLS

TRANSMISSION

EXHAUST


TOOLS &
GENERAL




218



218-1



218-2



218-3



TRANSMISSION MOUNTING PLATES AND ADJUSTERS

A wide selection of mounting plates that will accommodate most Big Twins with four or five-speed transmissions from stock Knuckleheads to modern customs.

218 For 4-speed transmissions in Paughco standard width swingarm and rigid frames (not Easyride frames), or stock HD swingarm and rigid frames (OEM's 47698-36 and 47698-65)

B218 Same as Paughco #218 but gloss black (not shown)

218-1 For Paughco Easyride or stock Softail frames when using 4-speed transmissions

218-2 For Paughco wide Easyride frames when using 4-speed transmissions (1/2" offset)

218-2A For Paughco wide Easyride frames when using 4-speed transmissions (1" offset)

E218X For Paughco extra-wide Easyride frames when using 4-speed transmissions (1 1/2" offset)

218-3 For Paughco wide rigid frames when using 4-speed transmissions (1/2" offset)

218-3A For Paughco wide rigid frames when using 4-speed transmissions (1" offset)

218-4 For Paughco extra-wide rigid frames when using 4-speed transmissions (1 1/2" offset)

218A For Paughco rigid frames when using Softail 5-speed transmissions

218AW For Paughco wide rigid frames when using 5-speed Softail transmissions (1/2" offset)

218AW-1 For Paughco wide rigid frames when using 5-speed Softail transmissions (1" offset) not shown

218AX For Paughco extra-wide rigid frames when using 5-speed Softail transmissions (1 1/2" offset)

E218AS For Paughco Easyride or stock Softail frames when using 5-speed transmissions (OEM 47698-86)

E218AW For Paughco wide Easyride frames when using 5-speed Softail transmissions (1/2" offset)

E218AW-1 For Paughco wide Easyride frames when using 5-speed Softail transmissions (1" offset) not shown

E218AX For Paughco extra-wide Easyride frames when using 5-speed Softail transmissions (1 1/2" offset)

217 Transmission adjuster for 1936-1984 stock or custom

217A Bracket for rear of early model transmission plate (OEM 47720-36)

B217A Same as Paughco #217A but gloss black

217B Transmission adjusting bolt



218-3A



218-4




218A



218AW



218AX



E218AX



E218AS



E218AW




217A



B217A




217B



217

KICK START COVERS & PARTS




221



221A



221F



222



221B



220



220A



223



219



220B1



220D



220C1



220C



220B

KICK STARTER PARTS AND ACCESSORIES FOR BIG TWINS AND SPORTSTERS

A nice selection of these important components for use as replacement parts.

KICKER COVERS

The heavily-reinforced bushing area and super-strong 356T6 aluminum construction, solves the problem of broken kick starter covers. Fits all OHV and Flathead Big Twins. Natural finish ONLY.

221 Finned

222 Smooth (OEM 33277-36A)

ACCESSORIES AND HARDWARE

219 Kick starter shaft for 1936–1986 Big Twins (OEM 33096-54B)

220 Highly-polished late kick arm with offset to clear exhaust pipes (OEM 33068-54)

220A Round solid kick pedal

220B Kick starter lever return spring for Big Twins (OEM 33085-36)

220B1 Kick start return spring stud for Big Twins (OEM 33090-36)

220C Kick start lever return spring for 1952–1979 K-models and Sportsters (OEM 33084-41)

220C1 Kick start return stud for 1952–1979 K-models and Sportsters (OEM 33088-52)

220D Hardware kit for kick pedals (OEM's 33215-30, 33213-31 and 4336W)

221A Chrome cap nut-style kicker cover plug for all OHV 4-speed Big Twin from 1940–1986 (can also be used as a timing hole plug)

221B Kicker cover cap nuts for 1936–1986 Big Twins (set of 9)

221F Original-style kicker cover plug for all OHV 4-speed Big Twins from 1940–1986

223 Kicker cover bushing kit for OHV and Flathead Big Twins (OEM's 33288-36 and 11101)



232

TRANSMISSION BUSHINGS & HARDWARE



223



1173



1174



1175



1200



1201



50



50A



50B

TRANSMISSION BUSHINGS

- 223** Bushing kit for all HD and Paughco kicker covers (OEM 33288-37)
- 1173** Countershaft bushing (low or reverse) for 1936–1984 Big Twins (OEM 35789-36)
- 1174** Countershaft low and second gear bushing for 1938–1984 Big Twins (OEM 35791-36)
- 1175** Second gear mainshaft bushing for 1936–1957 Big Twins (OEM 35322-38)
- 1200** Ratchet gear bushing for 1957–early 1973 Sportsters (OEM 33442-57A)
- 1201** Kicker shaft bushings for 1954–1979 Sportsters (OEM 33099-52A) sold in pairs

RATCHET TOP MOUNTING HARDWARE

- 50** Ratchet top screw kit for 1941–early 1979 Big Twins (set of 12) OEM's 2329, 1765W and 34720-56
- 50A** Ratchet top vent screws for 1936–early 1979 Big Twins (pack of 10) OEM 34720-56
- 50B** 1/4"-24 x 2" ratchet top screws for 1959–early 1979 Big Twins (sold in pairs) OEM 1765W



STF001



STF001B

'OLD-STF' BRASS "KICK" PEDALS

These solid brass kicker pedals are made by Old-Stf Cycles and offered thru Paughco. The solid brass cast pedal was specially designed with the Kick lettering for unique styling and an added cool look that no one else has. The pedal shafts are CNC-machined from solid bar stock, and include a mounting bolt and hardware. Fit 1936–up Big Twins and Sportsters.

STF001 Natural brass finish

STF001B Black painted

LOCK TABS

**25448-84****33082-16**

LOCK TABS

A large selection of lock tabs for a wide variety of applications.

CLUTCH LOCK TAB

Fits 1984–1994 Sportsters.

25448-84 Pack of 10

COUNTERSHAFT LOCK TAB

Fits 1937–1986 4-speed Big Twins.

33082-16 Pack of 10

STARTER SHAFT BOLT LOCK TAB

Fits 1989 Big Twins ONLY.

33125-89 Pack of 10

TRANSMISSION PLUNGER BODY BOLT LOCK TAB

Fits 1979–1986 Big Twins.

33197-79 Pack of 10

INNER PRIMARY LOCK TAB

Fits 1985–up Big Twins.

33318-85 Pack of 10

STARTER LOCK TAB

Fits 1936–1986 4-speed Big Twins.

33396-39 Pack of 10

CAM FOLLOWER LOCK TAB

Fits 1952–early 1979 Big Twins.

34066-52 Pack of 10

SHIFTER FORK LOCK TAB

Fits 1936–1986 4-speed Big Twins.

34180-33 Pack of 10

MAINSHAFT BEARING LOCK TAB

Fits 1936–1986 4-speed Big Twins.

35050-40 Pack of 10

MAINSHAFT SPROCKET NUT LOCKWASHER


Fits 1929–1973 W and G models.

35216-26 Pack of 10


CLUTCH HUB LOCK NUT TAB

Fits 1941–early 1984 Big Twins.

37503-41 Pack of 10

**33125-89****33197-79****33318-85****33396-39****34066-52****34180-33****35216-26****35050-40****37503-41**

EXHAUST



1¾" EXHAUST SYSTEMS _____	248-348
2" DRAG PIPES _____	237, 272, 292, 335
2¼" EXHAUST SYSTEMS _____	315, 339
'BUILD YOUR OWN PIPE' KITS _____	236
CLAMPS _____	247
KINGS CUSTOM COLLECTOR EXHAUST SYSTEMS ____	320, 325
MUFFLERS/TAILPIPE EXTENSIONS _____	237-245
PAUGHCO 925'S _____	315, 339
PAUL YAFFE 'BUZZSAW' PIPES _____	320, 325
PIPE WRAP _____	236
RIGHT SIDE DRIVE EXHAUST SYSTEMS _____	237
UNIVERSAL HEAT SHIELDS _____	246

'BUILD YOUR OWN PIPE' PRODUCTS



719BYOP



721BYOP



723BYOP



731BYOP

'BYOP' 1 3/4" PIPE SETS

The 'Build Your Own Pipe' program features comprehensive kits that include everything you need to fabricate your own 1 3/4"-diameter custom exhaust system. Drawing on their many years of experience, the guys in the Paughco pipe bending shop came up with these combinations of tubing sections for each engine type. The Shovelhead kit includes weld-on flanges for stock HD heads, and weld-on 3-bolt flanges for S.T.D. aftermarket cylinder heads.

719BYOP Iron Sportster

721BYOP Panhead

723BYOP Shovelhead and STD cylinder heads

731BYOP* Evolution Big Twin and Sportster engines and Twin Cams

KITS INCLUDE

PART #	STRAIGHT	30° BEND	40° BEND	45° BEND	60° BEND	75° BEND	160° BEND	SLIDERS	SLEEVES	MISCELLANEOUS
719BYOP	24"-LONG (SET OF 2)	15"-LONG (SET OF 2)	15"-LONG (SET OF 2)		15"-LONG (SET OF 2)		30"-LONG (SET OF 2)	3"-LONG (SET OF 2)	1 5/8" O.D. (6 PIECES)	12"-LONG STRAIGHT SECTIONS (2) WITH PORT OPENINGS
721BYOP	24"-LONG (SET OF 2)	15"-LONG (SET OF 2)		15"-LONG (SET OF 2)		15"-LONG (SET OF 2)	30"-LONG (SET OF 2)	3"-LONG (SET OF 2)	1 5/8" O.D. (6 PIECES)	12"-LONG STRAIGHT SECTIONS (2) WITH PORT OPENINGS
723BYOP	24"-LONG (SET OF 2)	15"-LONG (SET OF 2)		15"-LONG (SET OF 2)		15"-LONG (SET OF 2)	30"-LONG (SET OF 2)	3"-LONG (SET OF 2)	1 5/8" O.D. (6 PIECES)	12"-LONG STRAIGHT SECTIONS (2) WITH 4 FLANGES
731BYOP*	24"-LONG (SET OF 2)	15"-LONG (SET OF 2)		15"-LONG (SET OF 2)		15"-LONG (SET OF 2)	30"-LONG (SET OF 2)	3"-LONG (SET OF 2)	1 5/8" O.D. (6 PIECES)	12"-LONG STRAIGHT SECTIONS (2) WITH 2 SLEEVES FOR PORTS


EXHAUST PIPE WRAP

This new wrap is great way to finish off your custom pipes, and can withstand temperatures up to 2,000° F. Simple to use and looks good too.... these 25 foot rolls are enough to wrap approximately 6 1/2 feet of pipe with a 1/4" inch overlap. Secure at both ends with standard hose clamps or our optional 14"-long stainless steel zip ties (sold separately).

2002BBK Black wrap (2 inch x 25 feet)

2002BTA Tan wrap (2 inch x 25 feet)

2002SSB 14"-long ties (pack of 4)



RSD PIPES & NEW EXHAUST ACCESSORIES

3" DOUBLE BARREL SLIP-ON MUFFLERS FOR 1995-UP TOURING MODELS

These 31½"-long exclusive new mufflers feature our standard 3"-diameter body with internal baffles, and a cool new swaged oval end with double barrel 1¾" tips. They use all stock mounting hardware and clamps. Made in-house at Paughco, and offered with polished chrome or black powdercoated finishes. Sold each.

637* Chrome

637B* Black

*** NOT LEGAL FOR SALE OR USE IN CALIFORNIA**



2" CUSTOM 'DUMP' PIPES FOR 'RSD/RIGHT SIDE DRIVE' FRAMES


Custom bent 2" pipes 'dump' right out behind the transmission for a clean look, extra performance, and the ultimate sound. Mounting brackets bolt to the transmission trap door for easy installation. Optional heat shields are sold separately.

731SBRSD* RSD Dump Pipes

431BRSD Front and rear heat shield set

731SB11 Replacement hanger bracket

*** NOT LEGAL FOR SALE OR USE IN CALIFORNIA**



BRASS EXHAUST TIPS

These CNC-machined solid brass tips easily install into 1¾" and 2" straight cut drag pipes. Simply drill a small hole for the retaining screw and you're done. A quick, easy way to add old school styling to your drag pipes. Sold in pairs.

FOR 1¾"-DIAMETER PIPES

640 Short Curve

640A Long Curve

640B Tapered

FOR 2"-DIAMETER PIPES

641 Short Curve

641A Long Curve

641B Tapered



CHROME EXHAUST TIPS

CNC-machined from steel and then beautifully chrome-plated. They install easily into 1¾" and 2" straight cut drag pipes.... simply drill a small hole for the retaining screw and you're done. A quick, easy way to add old school styling to your drag pipes. Sold in pairs.

FOR 1¾"-DIAMETER PIPES

640C Short Curve

640CA Long Curve

640CB Tapered

FOR 2"-DIAMETER PIPES

641C Short Curve



641CA Long Curve

641CB Tapered

CUSTOM MUFFLERS



2½"-DIAMETER MUFFLERS



3"-DIAMETER MUFFLER



CUSTOM UNIVERSAL MUFFLERS

2½" and 3"-diameter mufflers for universal applications that will slip over any 1¾"-diameter headpipe. They feature all-steel internal baffles and are sold each.

2½"-DIAMETER MUFFLERS

These mufflers have a slider channel on their backsides.


- 600* 17"-long Slash Cut
- 601* 17"-long Goose Cut
- 604* 16"-long Straight Cut
- 609* 17"-long Tapered
- 602* 22"-long Slash Cut
- 603* 22"-long Goose Cut
- 610* 22"-long Tapered (mounts to stock FLH, but won't fit 5-speed Touring models)

3"-DIAMETER MUFFLER

This muffler does not have a slider channel. Use Paughco #'s 725-3 or 725I clamps to install.

- 610-3* 30"-long Tapered

*** NOT LEGAL FOR SALE OR USE IN CALIFORNIA**



604*
16"-LONG UNIVERSAL SLIP-ON MUFFLERS

FISHTAIL MUFFLERS & EXTENSIONS

1 7/8"-DIAMETER EXTENSIONS



605*



605A*



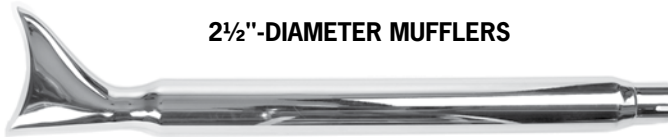
605B*



607*



607A*



606-2*

2 1/2"-DIAMETER MUFFLERS



606*



606A*



608*



608A*



611R*

3"-DIAMETER MUFFLER



606-3*



UNIVERSAL FISHTAIL MUFFLERS AND EXTENSIONS

Different length Fishtail mufflers and extensions for universal applications that will slip over any 1 3/4"-diameter headpipe. All measurements shown are overall lengths. Sold each.

1 7/8"-DIAMETER FISHTAIL EXTENSIONS

These extensions are not baffled.

- 605* 31"-long straight
- 605A* 31"-long straight Dago-type
- 605B* 31"-long upswept
- 605-4* 36"-long straight (not shown)
- 607* 18"-long straight
- 607A* 18"-long straight Dago-type
- 77C Baffle for 1 7/8" tail pipe extensions (10 1/2"-long)

2 1/2"-DIAMETER FISHTAIL MUFFLERS

- 606-2* 30"-long Fishtail
- 606* 28"-long Fishtail
- 606S* Same as Paughco #606 with slider for installation on the right-side of the bike (not shown)
- 606SP* Same as Paughco #606 with slider for installation on the left-side of the bike (not shown)
- 606A* 28"-long Dago-type
- 606AS* Same as Paughco #606A with slider for installation on the right-side of the bike (not shown)
- 608* 22 1/2"-long Fishtail
- 608S* Same as Paughco #608 with slider for installation on the right-side of the bike (not shown)
- 608A* 22 1/2"-long Dago-type
- 608AS* Same as Paughco #608A with slider for installation on the right-side of the bike (not shown)
- 611R* 30"-long right-side for 1980-1984 Touring models
- 611L* 30"-long left-side for 1980-1984 Touring models (not shown)

3"-DIAMETER FISHTAIL MUFFLER

- 606-3* 31"-long Fishtail

*** NOT LEGAL FOR SALE OR USE IN CALIFORNIA**

MUFFLERS & TAIL PIPE EXTENSIONS



UNIVERSAL MUFFLERS AND TAIL PIPE EXTENSIONS

Different length extensions in a variety of styles for universal applications, and a nice selection of mufflers that will slip over any 1 3/4"-diameter headpipe. All measurements shown are overall lengths. Sold each.

1 7/8"-DIAMETER TAIL PIPE EXTENSIONS
Fit over 1 3/4" diameter pipes, but have no slider channels or baffles.

- 607S*** 18"-long Slash Cut
- 607G*** 18"-long Goose Cut
- 605S*** 31"-long Slash Cut
- 605F*** 31"-long Flared Tip
- 605G*** 31"-long Goose Cut
- 77C** Baffle for 1 7/8" tail pipe extensions (10 1/2"-long)

*** NOT LEGAL FOR SALE OR USE IN CALIFORNIA**

UNIVERSAL MUFFLERS

- 599*** 2 1/2"-diameter Super Slash Cut muffler with slider channel on left-side (19"-long)
- 614*** 3"-diameter Rocket muffler (31"-long)
- 615*** 3"-diameter Rocket muffler (28"-long) not shown
- 615A*** 3"-diameter Rocket muffler (22 1/2"-long) not shown
- 613*** Slash Cut turnout megaphone with slider channel on left-side (29"-long)
- 606HR*** 2 1/2"-diameter right-side High-Sweep muffler
- 606HL*** 2 1/2"-diameter left-side High-Sweep muffler (not shown)
- 616*** 3"-diameter Turnout or Turndown muffler (22"-long)
- 617*** 3"-diameter Turnout or Turndown muffler (31"-long)

*** NOT LEGAL FOR SALE OR USE IN CALIFORNIA**


SEE PAGE 247 FOR CLAMPS.

BELL TIP MUFFLERS

A redux of the 'Old School' Bell Tip trumpet mufflers. Two lengths to choose from. Sold each.

- 618BT*** 20"-long Bell Tip mufflers
- 619BT*** 22"-long Bell Tip mufflers

*** NOT LEGAL FOR SALE OR USE IN CALIFORNIA**



SLIP-ON MUFFLERS FOR SOFTAIL & FXR MODELS



608-3F*



609-3F*



608-3R*



609-3R*



2½"-DIAMETER SHOTGUN SLIP-ON MUFFLERS FOR FLSTF AND FLSTN

These slip-on mufflers are 22"-long and will bolt to the stock HD mounting brackets on 1990-1999 FLSTF and 1993-1996 FLSTN models. Sold each.

608-3F* Fishtail front muffler

608-3R* Fishtail rear muffler

609-3F* Tapered front muffler

609-3R* Tapered rear muffler

*** NOT LEGAL FOR SALE OR USE IN CALIFORNIA**



609-4F*



609-4R*



609-6R*



609-6F*



609-5*



609-7*



609-8F*



609-8R*



718I3

3"-DIAMETER STOCK REPLACEMENT SLIP-ON MUFFLERS FOR LATE SOFTAILS

These 3"-diameter low-restriction mufflers measure 18"-long, and bolt-on in place of the Original Equipment units. Sold each.

FOR 1995-1999 SOFTAILS (EXCEPT FLSTF, FLSTN AND FLSTS)

609-4F* Tapered front muffler

609-4R* Tapered rear muffler

609-6F* Slash Cut front muffler

609-6R* Slash Cut rear muffler

FOR 1995-1999 FLSTF AND FLSTN MODELS

609-5* Tapered muffler (2 required)

609-7* Slash Cut muffler (2 required)

COMPLETE MUFFLER AND BRACKET KIT FOR 2000-2007 SOFTAILS

This kit features 21"-long Slash Cut mufflers and fits all 2000-2007 Twin Cam Softails (except FXSTD, FLSTF, FLSTN and FLSTS models). Includes Paughco #'s 609-8F and 609-8R 3"-diameter mufflers, and a Paughco #718I3 hanger bracket. The components are also available separately.

609-8K* Complete kit

609-8F* Slash Cut front muffler ONLY

609-8R* Slash Cut rear muffler ONLY

718I3 Gloss black bracket ONLY

*** NOT LEGAL FOR SALE OR USE IN CALIFORNIA**



609-1F*

1982-1994 FXR MODELS



609-1R*

2½"-DIAMETER SLIP-ON MUFFLERS FOR 1982-1994 FXR MODELS

These 17"-long, low-restriction slip-on mufflers fit all FXR models thru 1994. To install these mufflers on 1987-1994 models, you must cut the expanded tip from the end of the stock HD headpipes. Sold each.

609-1F* Tapered front muffler

609-1R* Tapered rear muffler

*** NOT LEGAL FOR SALE OR USE IN CALIFORNIA**



MUFFLERS & TAIL PIPE EXTENSIONS FOR EARLY TOURING MODELS



614A*



631R*



631L*



605-1L*



605-1*

MUFFLERS AND TAIL PIPE EXTENSIONS FOR LATE 1985-1994 TOURING MODELS

All of these extensions and mufflers are intended for use on late 1985-1994 Touring models. All measurements shown are overall lengths. Sold each.

1 7/8" -DIAMETER STRAIGHT FISHTAILS AND EXTENSIONS

These extensions do not have baffles. The Flared Tip, Goose Cut and Slash Cut extensions require Paughco #605GA hanger brackets to install them.

605-1* 29"-long Fishtail extension (no additional brackets required)

605-1L* 31"-long Fishtail extension (no additional brackets required)

605-1F* 31"-long Flared Tip extension

605-1G* 31"-long Goose Cut extension

605-1S* 31"-long Slash Cut extension

605GA 1 7/8"-diameter hanger for Touring models

77C Baffle for 1 7/8" tail pipe extensions (10 1/2"-long). Will not fit Fishtail or Goose Cut extensions)

ROCKET AND MEGAPHONE MUFFLERS

No additional brackets required to install these mufflers.

614A* 3"-diameter Rocket muffler (31"-long)

631L* 28"-long Megaphone with left-side turnout

631R* 28"-long Megaphone with right-side turnout

725A1 V-clamp for late 1985-1994 Touring models

*** NOT LEGAL FOR SALE OR USE IN CALIFORNIA**

SEE PAGE 247 FOR CLAMPS.

605-1G*



725A1

605-1F*



605GA

605-1S*



MUFFLERS FOR EARLY TOURING MODELS



620*



621*



622L*



622R*



623*



627*



629L*



629R*



725A1



630*

MUFFLERS FOR LATE 1985-1994 TOURING MODELS

All of these 3"-diameter mufflers are intended for use on late 1985-1994 Touring models and bolt right on with no additional brackets required. All measurements shown are overall lengths. Sold each.

- 620* 29"-long Fishtail muffler
- 621* 29"-long Tapered muffler
- 622L* 29"-long muffler with left-side turnout
- 622R* 29"-long muffler with right-side turnout
- 623* 29"-long turndown muffler
- 627* 31"-long Fishtail muffler
- 628* 31"-long Tapered muffler (not shown)
- 629L* 31"-long muffler with left-side turnout
- 629R* 31"-long muffler with right-side turnout
- 630* 31"-long turndown muffler
- 725A1 V-clamp for late 1985-1994 Touring models

*** NOT LEGAL FOR SALE OR USE IN CALIFORNIA**



TRIKE KITS
SPRINGERS & FORKS
HANDLEBARS & RISERS
LIGHTING
FRAMES & ACCESSORIES
WHEELS & BRAKES
GAS & OIL TANKS
SHEET METAL
ENGINE & ELECTRICAL
PRIMARY & DRIVETRAIN
FOOT CONTROLS
TRANSMISSION
EXHAUST
TOOLS & GENERAL

MUFFLERS & TAIL PIPE EXTENSIONS FOR LATE TOURING MODELS



605GA



605*



605F*

MUFFLERS AND EXTENSIONS FOR 1995-2015 TOURING MODELS

All of these extensions and mufflers are intended for use on 1995–2015 Touring models. All measurements shown are overall lengths. Sold each.



1 7/8"-DIAMETER STRAIGHT FISHTAILS AND TAIL PIPE EXTENSIONS

These extensions do not have baffles. They all require Paughco #605GA hanger brackets to install them.

- 605*** 31"-long Fishtail extension
- 605F*** 31"-long Flared Tip extension
- 605G*** 31"-long Goose Cut extension
- 605S*** 31"-long Slash Cut extension
- 605GA** 1 7/8"-diameter hanger for Touring models
- 77C** Baffle for 1 7/8" extensions (10 1/2"-long)



605S*



605G*



614-2A*



620-2*



621-2*

3"-DIAMETER MUFFLERS

No additional brackets are required to install these mufflers.

- 614-2A*** 31"-long Rocket muffler
- 620-2*** 31"-long Fishtail muffler
- 621-2*** 30"-long Tapered muffler
- 622-2L*** 31"-long Turnout muffler with left-side exit (not shown)
- 622-2R*** 31"-long Turnout muffler with right-side exit (not shown)
- 623-2*** 31"-long Turndown muffler
- 631-2L*** 29"-long Megaphone with left-side turnout (not shown)
- 631-2R*** 29"-long Megaphone with right-side turnout (not shown)

*** NOT LEGAL FOR SALE OR USE IN CALIFORNIA**



623-2*



631-2L*



MUFFLERS & FISHTAIL EXTENSIONS FOR 1997-UP FLSTS

TRIKE
KITS



614-3R*



614-3L*



620-3R*



620-3L*



621-3R*



621-3L*




597-3R*



597-3L*



605-3R*



605-3L*



MUFFLERS AND FISHTAIL EXTENSIONS FOR 1997-2006 FLSTS SPRINGER MODELS

All of these extensions and mufflers are intended for use on 1997-2003 FLSTS Heritage Springer Softail and 2005-2006 FLSTSC Softail Springer Classic models with dual exhaust. All measurements shown are overall lengths. Sold each.

3"-DIAMETER MUFFLERS

These mufflers come in four different styles, and bolt right to the stock HD mounts. No additional brackets are required.

614-3R* 31"-long Rocket muffler (right-side)

614-3L* 31"-long Rocket muffler (left-side)

620-3R* 31"-long Fishtail muffler (right-side)

620-3L* 31"-long Fishtail muffler (left-side)

621-3R* 30"-long Tapered muffler (right-side)

621-3L* 30"-long Tapered muffler (left-side)

597-3R* 30"-long Super Slash muffler (right-side)

597-3L* 30"-long Super Slash muffler (left-side)

1 7/8"-DIAMETER STRAIGHT FISHTAIL EXTENSIONS

These extensions do not have baffles, and they bolt to the stock exhaust mounts. No additional brackets are required.

605-3R* 31"-long Fishtail (right-side)

605-3L* 31"-long Fishtail (left-side)

*** NOT LEGAL FOR SALE OR USE IN CALIFORNIA**

SPRINGERS
& FORKS

HANDLEBARS
& RISERS

LIGHTING

FRAMES &
ACCESSORIES

WHEELS
& BRAKES

GAS & OIL
TANKS

SHEET
METAL

ENGINE &
ELECTRICAL

PRIMARY &
DRIVETRAIN

FOOT
CONTROLS

TRANSMISSION

EXHAUST

TOOLS &
GENERAL

UNIVERSAL HEAT SHIELDS & BAFFLES



625



626



625-7



625-6

CHROME UNIVERSAL HEAT SHIELDS

These beautifully chrome-plated heat shields include hose clamps for installation.

- 625 9"-long
- 626 5½"-long
- 625-6 6"-long
- 625-7 7½"-long
- 625-8 12"-long
- 625-9 14"-long
- 625-10 16"-long
- 625-11 18"-long



625-8



625-9



625-10



625-11

PERFORATED CHROME UNIVERSAL HEAT SHIELD

A stylish, chrome-plated heat shield for those looking for something a little different. It fits 1¾"-diameter exhaust pipes, and includes hose clamps for installation. Sold each.

- 625-12 11"-long



625-12



UNIVERSAL EXHAUST BAFFLES

The easy way to take the bark out of your drag pipes without loosing all the sound and power you wanted from them to start with. Simply drill a small hole in backside of your pipe out of view, and slip in and hold in place with a small bolt. Just what the "man" asked for. Available in 3 popular sizes (sold each).

- 77 Baffle for 1¾" O.D. pipe (10½"-long)
- 77C Baffle for 1⅞" O.D. pipe (10½"-long)
- 77A Baffle for 2" O.D. pipe (13½"-long)
- 77B Baffle for 2¼" O.D. pipe (13"-long)



EXHAUST CLAMPS & COMPONENTS



EXHAUST COMPONENTS FOR BIG TWINS AND SPORTSTERS

A wide range of these critical components that can be used as replacement parts or in complete custom builds.

EXHAUST PORT FLANGES, SNAP RINGS AND GASKETS

Sold in pairs.

- 725H** Evolution and Twin Cam engine exhaust port flanges
- 725H1** Evolution and Twin Cam engine exhaust snap rings
- 725H2** Evolution and Twin Cam exhaust port gaskets (early-style) replaces OEM 65324-83
- 725H3** Evolution and Twin Cam exhaust port gaskets (late tapered-style) replaces OEM 65324-83A
- 74HD1** Copper ring Shovelhead exhaust port gaskets
- 74HD2** Copper ring exhaust port gaskets for S.T.D. Panhead cylinder heads

EXHAUST & MUFFLER CLAMPS, AND T-BOLTS

Sold each unless stated otherwise.


- 725T1** Exhaust and muffler T-bolts with nuts (sold in pairs)
- 725-3** 3"-diameter muffler clamp
- 725G** 3"-diameter muffler clamp with tail
- 725-2** 2½"-diameter muffler clamp
- 725C** 2½"-diameter muffler clamp with tail
- 523-1** Exhaust clamp for 1" frame rail
- 523-2** Exhaust clamp for 1½" frame rail
- 725I** 3"-diameter muffler clamp for 1980-early 1985 5-speed Touring models
- 605GA** 1⅞"-diameter hanger for late 1985-1994 Touring models
- 725-1A** 1⅞"-diameter exhaust clamp
- 725-1B** 1½"-diameter exhaust clamp
- 725-1** 1⅞"-diameter Fishtail clamp
- 725R** 1⅞"-diameter Fishtail clamp with tail
- 725** 1¾"-diameter crossover pipe clamp
- 725D** 1¾"-diameter clamp with tail
- 725D-1** 1½"-diameter clamp with tail
- 725A** Sportster exhaust port clamp
- 725B** Panhead exhaust port clamp
- 725A1** V-clamp for late 1985-1994 Touring models

BOLT ON FRAME RAIL CLAMPS TO SUPPORT PIPE SETS IN AREAS WHERE BRACKETS WON'T WORK OR MOUNT TO FRAME. FOR 1" OR 1½" DIAMETER FRAME RAILS. CAN BE USED WITH "P" CLAMPS OR CUSTOM APPLICATIONS.



TRIKE KITS
 SPRINGERS & FORKS
 HANDLEBARS & RISERS
 LIGHTING
 FRAMES & ACCESSORIES
 WHEELS & BRAKES
 GAS & OIL TANKS
 SHEET METAL
 ENGINE & ELECTRICAL
 PRIMARY & DRIVETRAIN
 FOOT CONTROLS
 TRANSMISSION
 EXHAUST
 TOOLS & GENERAL

EXHAUST PIPE SETS FOR FLATHEAD BIG TWINS



**717B
UPSWEEP
SHOTGUN
HEADPIPES**

1 3/4" EXHAUST PIPES FOR FLATHEAD BIG TWINS


Use Paughco #725D clamps to install.

717B Upsweep shotgun headpipes ONLY for use with extensions or universal mufflers

727B Headpipes ONLY for use with extensions or universal mufflers

727 34"-long Slash Cut drag pipes

727A 34"-long Goose Cut drag pipes



**727
34"-LONG
SLASH CUT
DRAG PIPES**



**727B
1 3/4" HEADPIPES**



**727A
34"-LONG
GOOSE CUT
DRAG PIPES**

SPECIAL NOTES:


- 1) DRAG PIPES ARE NOT RECOMMENDED FOR STREET USE.
- 2) SEE PAGE 247 FOR P-CLAMPS AND FRAME RAIL CLAMPS TO INSTALL THESE PIPE SETS.



**717B UPSWEEP HEADPIPES WITH 607A
UNIVERSAL DAGO TAIL PIPE EXTENSIONS**



EXHAUST PIPE SETS FOR FLATHEADS



**717D
SHOTGUN HEADPIPES**




1 3/4" HEADPIPES FOR FLATHEAD BIG TWINS

3-piece design bolts-on easily and looks and sounds great. Use Paughco #725D clamps to install.

717D Shotgun headpipes ONLY for use with extensions or universal mufflers

SPECIAL NOTES:

- 1) DRAG PIPES ARE NOT RECOMMENDED FOR STREET USE.
- 2) SEE PAGE 247 FOR P-CLAMPS AND FRAME RAIL CLAMPS TO INSTALL THESE PIPE SETS.



725D-1

725-1B

**728
34"-LONG
SLASH CUT
DRAG PIPES**

1 1/2" DRAG PIPES FOR 45" MODELS

These chrome beauties will fit all 45" models from 1929 thru 1973.... including 3-wheelers!

728 34"-long Slash Cut drag pipes


725-1B 1 1/2"-diameter pipe clamp (sold each)

725D-1 1 1/2"-diameter pipe clamp with tail (sold each)



**728 DRAG PIPES
ON 45" SOLO**

DRAG PIPES FOR 1936-1947 KNUCKLEHEADS



729-40
40''-LONG
SLASH CUT
DRAG PIPES



729
34''-LONG
SLASH CUT
DRAG PIPES

1 3/4" STAGGERED DUAL DRAG PIPES FOR 1936-1947 KNUCKLEHEADS

An outside-the-frame front pipe, and a rear pipe that routes in front of the transmission, guarantee classic style and a throaty sound. They fit all 1936-1947 Knucklehead engines.

729 34"-long Slash Cut drag pipes (use Paughco #725D clamps to install)

729A 34"-long Goose Cut drag pipes (use Paughco #725D clamps to install)

729-40 40"-long Slash Cut drag pipes with slider channels

429R Rear heat shield for Paughco #729 series pipe sets (not shown)



729A
34''-LONG
GOOSE CUT
DRAG PIPES

SPECIAL NOTES:


- 1) DRAG PIPES ARE NOT RECOMMENDED FOR USE ON THE STREET.
- 2) THESE PIPES HAVE LESS GROUND CLEARANCE THAN ORIGINAL EQUIPMENT AND MAY SCRAPE ON HARD RIGHT HAND TURNS. DO NOT USE THESE PIPES UNLESS THE FRONT END IS EXTENDED AT LEAST 4" LONGER THAN STOCK OR SERIOUS INJURY MAY RESULT.
- 3) SEE PAGE 247 FOR P-CLAMPS AND FRAME RAIL CLAMPS TO INSTALL THESE PIPE SETS.
- 4) SEE PAGES 349-353 FOR PHOTOS OF THE HEAT SHIELDS FOR THESE PIPE SETS.




729-40
40''-LONG SLASH CUT DRAG PIPES




STAGGERED DUALS FOR 1936-1947 KNUCKLEHEADS



**729GM
GOOSE CUT**



**729M
SLASH CUT**



**729TM
TAPERED**

1 3/4" STAGGERED DUAL EXHAUST SYSTEMS FOR 1936-1947 KNUCKLEHEADS

An outside-the-frame front pipe, and a rear pipe that routes in front of the transmission, guarantee classic style and a throaty sound. These muffled systems have slider channels, and will fit all 1936-1947 Knucklehead engines.

- 729GM** 38"-long Goose Cut muffler set
- 729M** 38"-long Slash Cut muffler set
- 729TM** 38"-long Tapered muffler set
- 429R** Rear heat shield for Paughco #729 series pipe sets (not shown)

SPECIAL NOTES:

- 1) THESE PIPES HAVE LESS GROUND CLEARANCE THAN ORIGINAL EQUIPMENT AND MAY SCRAPE ON HARD RIGHT HAND TURNS. DO NOT USE THESE PIPES UNLESS THE FRONT END IS EXTENDED AT LEAST 4" LONGER THAN STOCK OR SERIOUS INJURY MAY RESULT.
- 2) SEE PAGE 247 FOR P-CLAMPS AND FRAME RAIL CLAMPS TO INSTALL THESE PIPE SETS.
- 3) SEE PAGES 349-353 FOR PHOTOS OF THE HEAT SHIELDS FOR THESE PIPE SETS.



**729GM
38"-LONG GOOSE CUT**

OVER-THE-TRANSMISSION PIPE SETS FOR KNUCKLEHEADS



729C40
40"-LONG
SLASH CUT
DRAG PIPES

1 3/4" OVER-THE-TRANSMISSION EXHAUST SYSTEMS FOR 1936-1947 KNUCKLEHEADS

An outside-the-frame front pipe, and a rear pipe that routes over the transmission, bring a modern style and a throaty sound to your 1936-1947 Knucklehead. They all have slider channels except the 34" drag pipes, which can be installed with P-clamps.

729C 34"-long Slash Cut drag pipes (use Paughco #725D clamps to install)

729C40 40"-long Slash Cut drag pipes

729CGM 38"-long Goose Cut muffler set

729CM 38"-long Slash Cut muffler set

729CTM 38"-long Tapered muffler set


429CR Rear heat shield for Paughco #729C series pipe sets (not shown)



729C
34"-LONG
SLASH CUT
DRAG PIPES



729CM
38"-LONG SLASH CUT



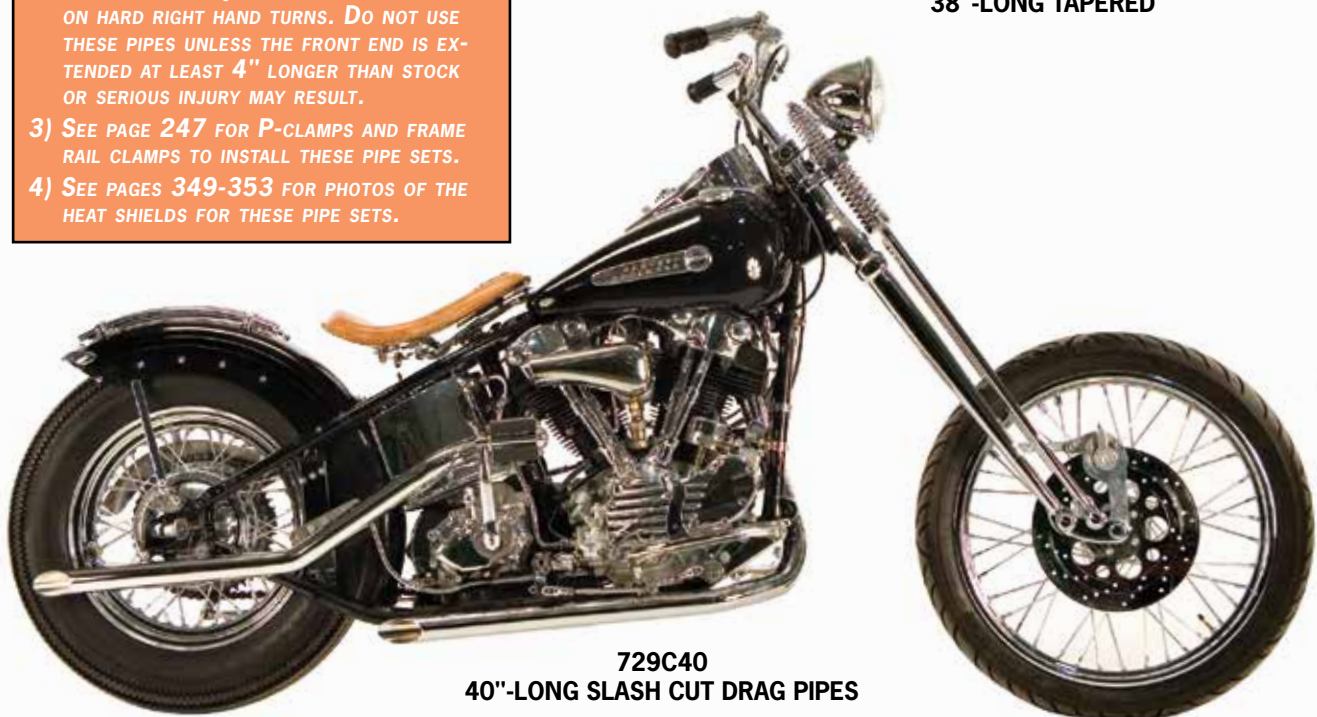
729CGM
38"-LONG GOOSE CUT



729CTM
38"-LONG TAPERED

SPECIAL NOTES:

- 1) DRAG PIPES ARE NOT RECOMMENDED FOR USE ON THE STREET.
- 2) THESE PIPES HAVE LESS GROUND CLEARANCE THAN ORIGINAL EQUIPMENT AND MAY SCRAPE ON HARD RIGHT HAND TURNS. DO NOT USE THESE PIPES UNLESS THE FRONT END IS EXTENDED AT LEAST 4" LONGER THAN STOCK OR SERIOUS INJURY MAY RESULT.
- 3) SEE PAGE 247 FOR P-CLAMPS AND FRAME RAIL CLAMPS TO INSTALL THESE PIPE SETS.
- 4) SEE PAGES 349-353 FOR PHOTOS OF THE HEAT SHIELDS FOR THESE PIPE SETS.



729C40
40"-LONG SLASH CUT DRAG PIPES



SHOTGUNS FOR 1936-1947 KNUCKLEHEADS



729DGM
38"-LONG GOOSE CUT



729DM
38"-LONG SLASH CUT



729DTM
38"-LONG TAPERED



1 3/4" SHOTGUN EXHAUST SYSTEMS FOR 1936-1947 KNUCKLEHEADS

An outside-the-frame front pipe, and a shotgun rear pipe that routes over the transmission, bring a modern style and a throaty sound to your 1936-1947 Knucklehead. They all have slider channels except the 34" drag pipes, which can be installed with P-clamps.

- 729D34** 34"-long Slash Cut drag pipes (use Paughco #725D clamps to install)
- 729D40** 40"-long Slash Cut drag pipes (shown below on bike)
- 729DGM** 38"-long Goose Cut muffler set
- 729DM** 38"-long Slash Cut muffler set
- 729DTM** 38"-long Tapered muffler set
- 411BR** Rear heat shield for Paughco #729D series pipes (shown below on bike)

SPECIAL NOTES:

- 1) DRAG PIPES ARE NOT RECOMMENDED FOR USE ON THE STREET.
- 2) THESE PIPES HAVE LESS GROUND CLEARANCE THAN ORIGINAL EQUIPMENT AND MAY SCRAPE ON HARD RIGHT HAND TURNS. DO NOT USE THESE PIPES UNLESS THE FRONT END IS EXTENDED AT LEAST 4" LONGER THAN STOCK OR SERIOUS INJURY MAY RESULT.
- 3) SEE PAGE 247 FOR P-CLAMPS AND FRAME RAIL CLAMPS TO INSTALL THESE PIPE SETS.
- 4) SEE PAGES 349-353 FOR PHOTOS OF THE HEAT SHIELDS FOR THESE PIPE SETS.



729D34
34"-LONG
SLASH CUT
DRAG PIPES



729D40
40"-LONG SLASH CUT DRAG PIPES

UPSWEEP 'S' PIPES FOR 1936-1947 KNUCKLEHEADS



OVER THE TRANSMISSION UPSWEEPS

718-9



**714BA
GOOSE CUT
UPSWEEP
DRAG PIPES**

1 3/4" UPSWEEP 3-PIECE EXHAUST SYSTEMS FOR 1936-1947 KNUCKLEHEADS

An inside-the-frame front 'squish' pipe, and an upsweep rear pipe blend traditional and Chopper looks on your 1936-1947 Knucklehead.

3-PIECE UPSWEEPS WITH 'OVER THE TRANSMISSION' REAR PIPE

The rear pipes turn up to follow the bottom frame rail on 1936-1947 rigid frames, and will work with electric start wraparound oil tanks. All of these exhaust systems (except the the Paughco #714B1 headpipe set) include a Paughco #718-9 mounting hardware kit.

714B1 Headpipes ONLY for use with tail pipe extensions or universal mufflers

714BA Goose Cut drag pipes

714BS Slash Cut drag pipes (not shown)

714BST Straight Cut drag pipes (not shown)

414B1R Rear heat shield for Paughco #'s 714B1, 714BA, 714BS and 714BST pipe sets (shown below on bike)

3-PIECE UPSWEEPS

Fit 1936-1947 rigid frames. Will not work with electric start wraparound oil tanks.

714B Headpipes ONLY for use with tail pipe extensions or universal mufflers

415BR Rear heat shield for Paughco #714B pipe set (not shown)



**714B1
UPSWEEP
HEADPIPES**

UPSWEEPS FOR RIGID FRAMES ONLY



**714B
UPSWEEP
HEADPIPES**

HEAT SHIELD PHOTOS CAN BE SEEN ON PAGES 349-353


SPECIAL NOTES:

- 1) STRAIGHT PIPES ARE NOT RECOMMENDED FOR USE ON THE STREET.
- 2) SEE PAGE 247 FOR P-CLAMPS AND FRAME RAIL CLAMPS TO INSTALL THESE PIPE SETS.



**714BA
UPSWEEP GOOSE CUT DRAG PIPES**

'S' PIPE EXHAUST SYSTEMS FOR 1936-1947 KNUCKLEHEADS



725E

735A
INDEPENDENT
DUALS



711C
2-INTO-1



711B
SHOTGUNS



711D
SIDE-BY-SIDE
SHOTGUNS

1 3/4" CROSSOVER AND SHOTGUN HEADPIPES FOR 1936-1947 KNUCKLEHEADS

Independent duals or a Shotgun rear pipe combined with an inside-the-frame front 'squish' pipe, blend traditional and Chopper looks on your 1936-1947 Knucklehead.

3-PIECE INDEPENDENT DUAL HEADPIPES

Includes a Paughco #725E mounting bracket.

735A Single crossover system for use with tail pipe extensions or universal mufflers

435A Rear heat shield for Paughco #735A pipe set (not shown)

3-PIECE 2-INTO-1 HEADPIPES

711C Headpipes ONLY for use with an extension or muffler (use Paughco #725D clamps to install)

411CR Rear heat shield for Paughco #711C pipe set when used with mechanical brakes (not shown)

3-PIECE SHOTGUN HEADPIPES

Heat shields are recommended on all rear pipes.

711B Headpipes ONLY for use with extensions or mufflers (use Paughco #725D clamps to install)

711D Side-by-Side headpipes ONLY for use with tail pipe extensions or universal mufflers (use Paughco #725D clamps to install)

411BR Rear heat shield for Paughco #'s 711B and 711D pipe sets (not shown)

HEAT SHIELD PHOTOS CAN BE SEEN ON PAGES 349-353

SPECIAL NOTES:

- 1) STRAIGHT PIPES ARE NOT RECOMMENDED FOR USE ON THE STREET.
- 2) SEE PAGE 247 FOR P-CLAMPS AND FRAME RAIL CLAMPS TO INSTALL THESE PIPE SETS.



711C 2-INTO-1 HEADPIPES WITH 606 FISHTAIL MUFFLER

SHOTGUN PIPE SETS FOR 1936-1947 KNUCKLEHEADS



711D40
40"-LONG SLASH CUT DRAG PIPES



1 3/4" SHOTGUN EXHAUST SYSTEMS FOR 1936-1947 KNUCKLEHEADS

Choose from four 3-piece drag pipe and muffled exhaust systems for rigid frames. Heat shields are recommended for the rear pipes.

3-PIECE 'S' PIPE SETS WITH SHOTGUN REAR PIPE

All of these complete exhaust systems have slider channels, and a Paughco #523-3 hanger clamp is included with each set (except the drag pipes).


- 711D40** 40"-long Slash Cut drag pipes
- 711DM** 38"-long Slash Cut muffler set
- 711DGM** 38"-long Goose Cut muffler set
- 711DTM** 38"-long Tapered muffler set
- 523-3** Hanger clamp to install 'S' pipe to frame rail on Paughco #'s 711DGM, 711DM and 711DTM pipe sets
- 411BR** Rear heat shield for Paughco #'s 711D40, 711DGM, 711DM, and 711DTM pipe sets (shown below on bike)



711DM
38"-LONG SLASH CUT



711DGM
38"-LONG GOOSE CUT



711DTM
38"-LONG TAPERED

**HEAT SHIELD PHOTOS CAN BE
SEEN ON PAGES 349-353**



711D40
40"-LONG SLASH CUT DRAG PIPES



OVER-THE-TRANSMISSION 'S' PIPES FOR KNUCKLEHEADS

TRIKE
KITS

SPRINGERS
& FORKS

HANDLEBARS
& RISERS

LIGHTING

FRAMES &
ACCESSORIES

WHEELS
& BRAKES

GAS & OIL
TANKS

SHEET
METAL

ENGINE &
ELECTRICAL


PRIMARY &
DRIVETRAIN

FOOT
CONTROLS

TRANSMISSION

EXHAUST

TOOLS &
GENERAL



1 3/4" OVER-THE-TRANSMISSION 'S' PIPE STAGGERED DUALS FOR 1936-1947 KNUCKLEHEADS

These 3-piece complete exhaust systems feature an inside-the-frame front 'squish' pipe, and an over-the-transmission rear pipe to blend nostalgic and contemporary looks on your rigid framed 1936-1947 Knucklehead. The muffler sets have slider channels on the front and rear pipes, and the drag pipes have one on the rear pipe only. A Paughco #523-3 mounting clamp is included with the muffler sets.

- 711-40** 40"-long Slash Cut drag pipes (shown below on bike)
- 711M** 38"-long Slash Cut muffler set
- 711GM** 38"-long Goose Cut muffler set
- 711TM** 38"-long Tapered muffler set
- 523-3** Hanger clamp to install 'S' pipe to frame rail on Paughco #'s 711M, 711GM and 711TM pipe sets
- 429CR** Rear heat shield for Paughco #711 series pipe sets (not shown)

SPECIAL NOTES:

- 1) STRAIGHT PIPES ARE NOT RECOMMENDED FOR USE ON THE STREET.
- 2) SEE PAGE 247 FOR P-CLAMPS AND FRAME RAIL CLAMPS TO INSTALL THESE PIPE SETS.
- 3) SEE PAGES 349-353 FOR PHOTOS OF THE HEAT SHIELDS FOR THESE PIPE SETS.

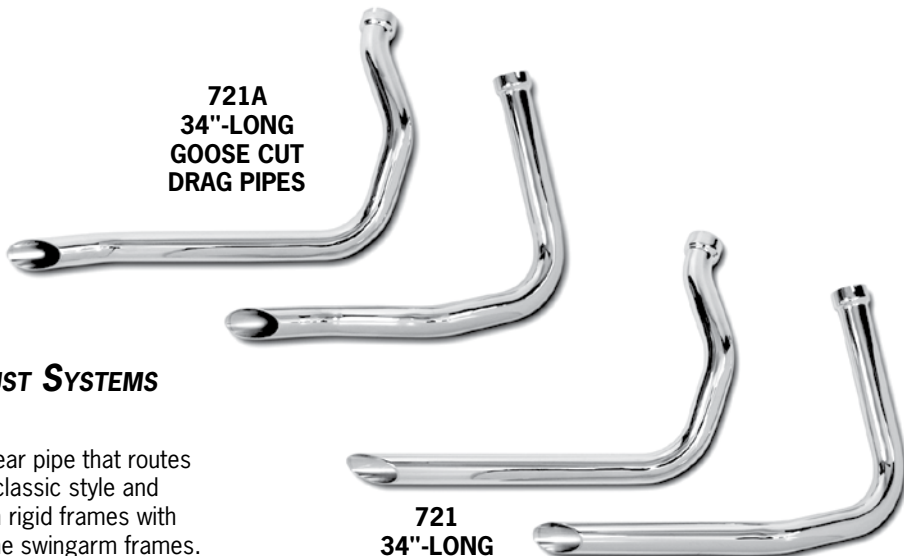


711-40
40"-LONG SLASH CUT DRAG PIPES

STAGGERED DUALS FOR 1948-1964 PANHEADS



721A
34"-LONG
GOOSE CUT
DRAG PIPES



721
34"-LONG
SLASH CUT
DRAG PIPES

1 3/4" STAGGERED DUAL EXHAUST SYSTEMS FOR 1948-1964 PANHEADS

An outside-the-frame front pipe, and a rear pipe that routes in front of the transmission, guarantee classic style and a throaty sound. They fit all Panheads in rigid frames with mechanical brakes, and will also fit some swingarm frames.

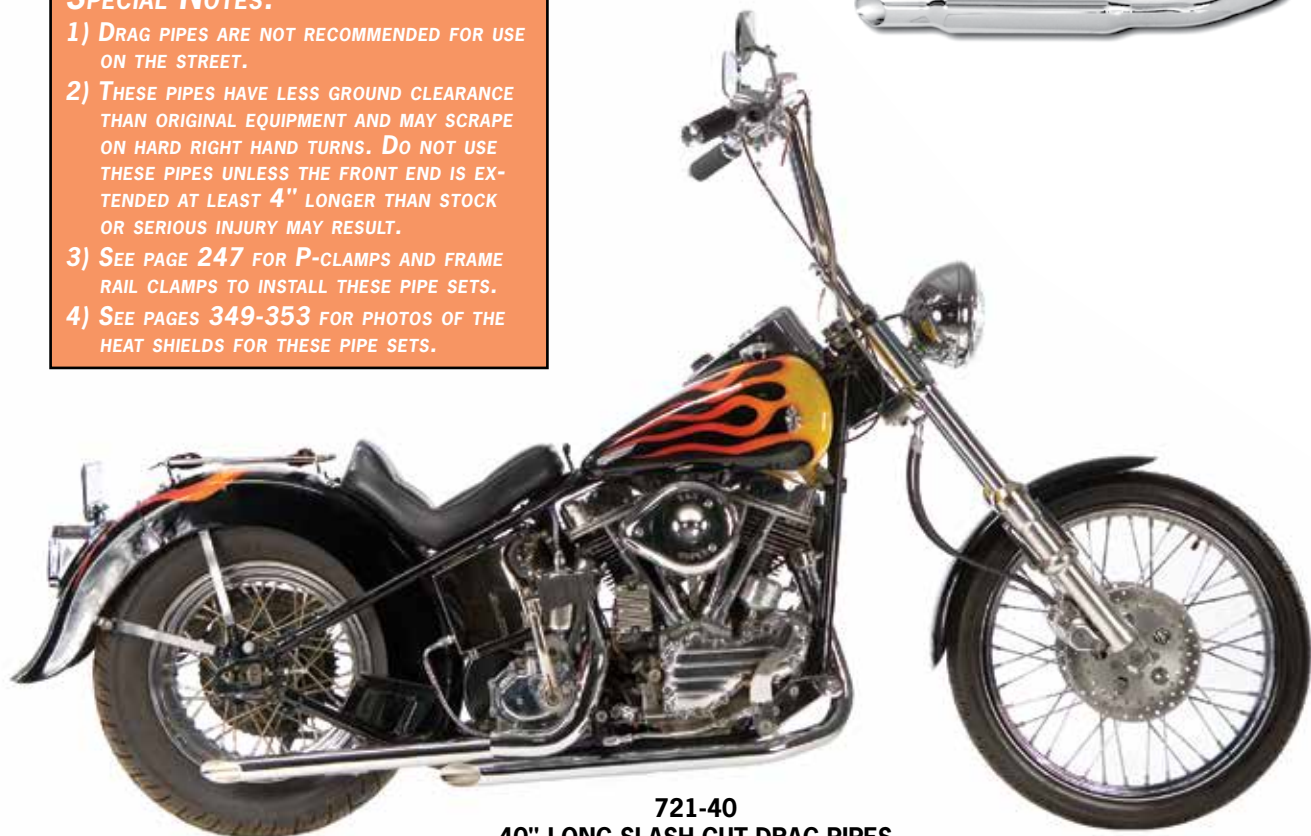
- 721** 34"-long Slash Cut drag pipes (use Paughco #'s 725B and 725D clamps to install)
- 721A** 34"-long Goose Cut drag pipes (use Paughco #'s 725B and 725D 'P' clamps to install)
- 721-40** 40"-long Slash Cut drag pipes with slider channels (shown below on bike)
- 721M** 38"-long Slash Cut muffler set with slider channels
- 421R** Rear heat shield for Paughco #721 series pipe sets (shown below on bike)

721M
38"-LONG
SLASH CUT



SPECIAL NOTES:

- 1) DRAG PIPES ARE NOT RECOMMENDED FOR USE ON THE STREET.
- 2) THESE PIPES HAVE LESS GROUND CLEARANCE THAN ORIGINAL EQUIPMENT AND MAY SCRAPE ON HARD RIGHT HAND TURNS. DO NOT USE THESE PIPES UNLESS THE FRONT END IS EXTENDED AT LEAST 4" LONGER THAN STOCK OR SERIOUS INJURY MAY RESULT.
- 3) SEE PAGE 247 FOR P-CLAMPS AND FRAME RAIL CLAMPS TO INSTALL THESE PIPE SETS.
- 4) SEE PAGES 349-353 FOR PHOTOS OF THE HEAT SHIELDS FOR THESE PIPE SETS.



721-40
40"-LONG SLASH CUT DRAG PIPES



EXHAUST SYSTEMS FOR 1948-1964 PANHEADS



721GM
38"-LONG
GOOSE CUT



721C
34"-LONG
SLASH CUT
DRAG PIPES



721CA
34"-LONG
GOOSE CUT
DRAG PIPES

1 3/4" EXHAUST SYSTEMS FOR 1948-1964 PANHEADS

Muffled pipe sets with an outside-the-frame front pipe, and a rear pipe that routes in front of the transmission, or drag pipes with an over-the-transmission rear pipe, guarantee classic style and a throaty sound.

STAGGERED DUALS

These muffled systems have slider channels, and will fit all 1948-1964 Panhead engines in rigid frames with mechanical brakes. Also fits some swingarm frames.

721GM 38"-long Goose Cut muffer set

721TM 38"-long Tapered muffer set (shown below on bike)

421R Rear heat shield for Paughco #721 series pipe sets (shown below on bike)

DRAG PIPES WITH OVER-THE-TRANSMISSION REAR PIPE

Fit rigid or swingarm frames, but will not fit with large FLH battery. Use Paughco #'s 725B and 725D clamps to install.

721C 34"-long Slash Cut drag pipes

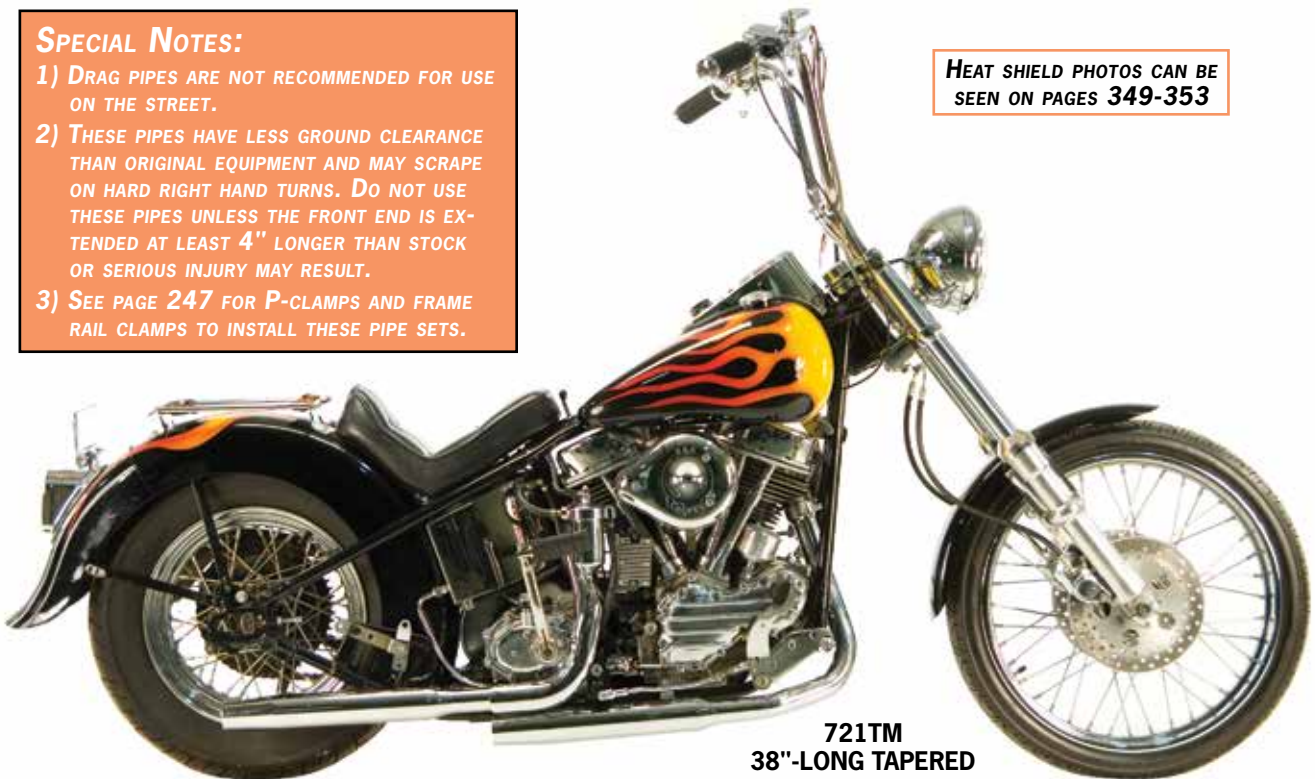
721CA 34"-long Goose Cut drag pipes

421CR Rear heat shield for Paughco #721C series pipe sets (not shown)

SPECIAL NOTES:

- 1) DRAG PIPES ARE NOT RECOMMENDED FOR USE ON THE STREET.
- 2) THESE PIPES HAVE LESS GROUND CLEARANCE THAN ORIGINAL EQUIPMENT AND MAY SCRAPE ON HARD RIGHT HAND TURNS. DO NOT USE THESE PIPES UNLESS THE FRONT END IS EXTENDED AT LEAST 4" LONGER THAN STOCK OR SERIOUS INJURY MAY RESULT.
- 3) SEE PAGE 247 FOR P-CLAMPS AND FRAME RAIL CLAMPS TO INSTALL THESE PIPE SETS.

HEAT SHIELD PHOTOS CAN BE SEEN ON PAGES 349-353



721TM
38"-LONG TAPERED

OVER-THE-TRANSMISSION PIPE SETS FOR PANHEADS



721C40
40"-LONG
SLASH CUT
DRAG PIPES

1 3/4" OVER-THE-TRANSMISSION EXHAUST SYSTEMS FOR 1948-1964 PANHEADS

An outside-the-frame front pipe, and a rear pipe that routes over the transmission, bring a modern style and a throaty sound to your 1948-1964 Panhead. These systems will fit rigid or swingarm frames, but will not fit with large FLH battery. They all have slider channels.

721C40 40"-long Slash Cut drag pipes

721CGM 38"-long Goose Cut muffler set (shown below on bike)

721CM 38"-long Slash Cut muffler set

721CTM 38"-long Tapered muffler set

421CR Rear heat shield for Paughco #721C series pipe sets (shown below on bike)



721CM
38"-LONG
SLASH CUT



721CTM
38"-LONG
TAPERED

SPECIAL NOTES:

- 1) DRAG PIPES ARE NOT RECOMMENDED FOR USE ON THE STREET.
- 2) THESE PIPES HAVE LESS GROUND CLEARANCE THAN ORIGINAL EQUIPMENT AND MAY SCRAPE ON HARD RIGHT HAND TURNS. DO NOT USE THESE PIPES UNLESS THE FRONT END IS EXTENDED AT LEAST 4" LONGER THAN STOCK OR SERIOUS INJURY MAY RESULT.
- 3) SEE PAGE 247 FOR P-CLAMPS AND FRAME RAIL CLAMPS TO INSTALL THESE PIPE SETS.
- 4) SEE PAGES 349-353 FOR PHOTOS OF THE HEAT SHIELDS FOR THESE PIPE SETS.



721CGM
38"-LONG GOOSE CUT



SHOTGUNS For 1948-1964 RIGID FRAME PANHEADS

721D40
40"-LONG SLASH CUT DRAG PIPES



721DGM
38"-LONG GOOSE CUT



721DTM
38"-LONG TAPERED



1 3/4" SHOTGUN EXHAUST SYSTEMS For 1948-1964 PANHEADS

All of these exhaust systems are for rigid framed Panheads with kickstart ONLY. They all have slider channels to ease installation (except the 34"-long drag pipes), and heat shields are recommended for the rear pipe.

721D34 34"-long Slash Cut drag pipes (use Paughco #'s 725B and 725D clamps to install)

721D40 40"-long Slash Cut drag pipes

721DGM 38"-long Goose Cut muffer set

721DM 38"-long Slash Cut muffer set (shown below on bike)

721DTM 38"-long Tapered muffer set

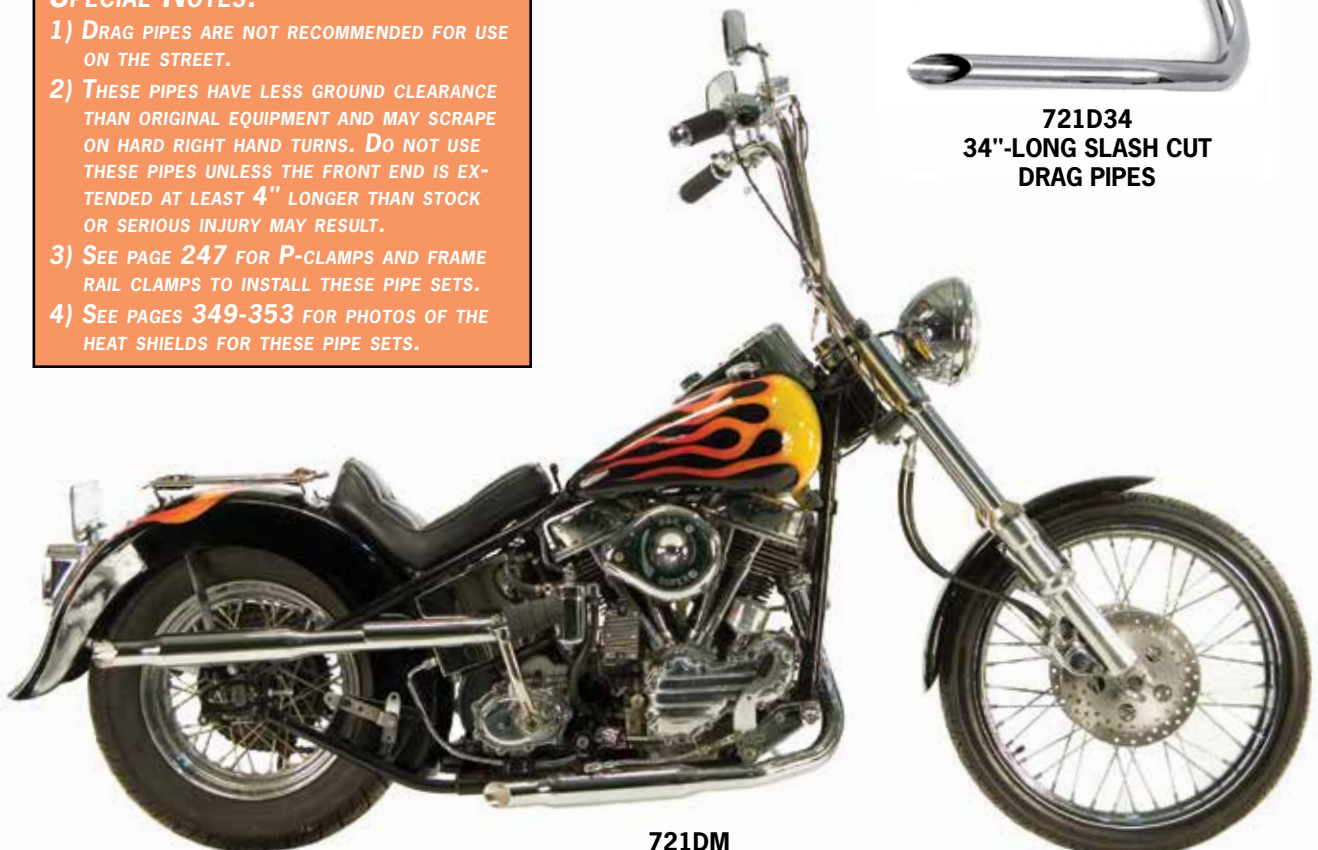
411BR Rear heat shield for Paughco #721D series pipe sets (shown below on bike)



SPECIAL NOTES:

- 1) DRAG PIPES ARE NOT RECOMMENDED FOR USE ON THE STREET.
- 2) THESE PIPES HAVE LESS GROUND CLEARANCE THAN ORIGINAL EQUIPMENT AND MAY SCRAPE ON HARD RIGHT HAND TURNS. DO NOT USE THESE PIPES UNLESS THE FRONT END IS EXTENDED AT LEAST 4" LONGER THAN STOCK OR SERIOUS INJURY MAY RESULT.
- 3) SEE PAGE 247 FOR P-CLAMPS AND FRAME RAIL CLAMPS TO INSTALL THESE PIPE SETS.
- 4) SEE PAGES 349-353 FOR PHOTOS OF THE HEAT SHIELDS FOR THESE PIPE SETS.

721D34
34"-LONG SLASH CUT DRAG PIPES



721DM
38"-LONG SLASH CUT

SHOTGUNS FOR 1958-1964 SWINGARM FRAME PANHEADS



721D1GM
38"-LONG GOOSE CUT



721D1M
38"-LONG SLASH CUT



721D1TM
38"-LONG TAPERED



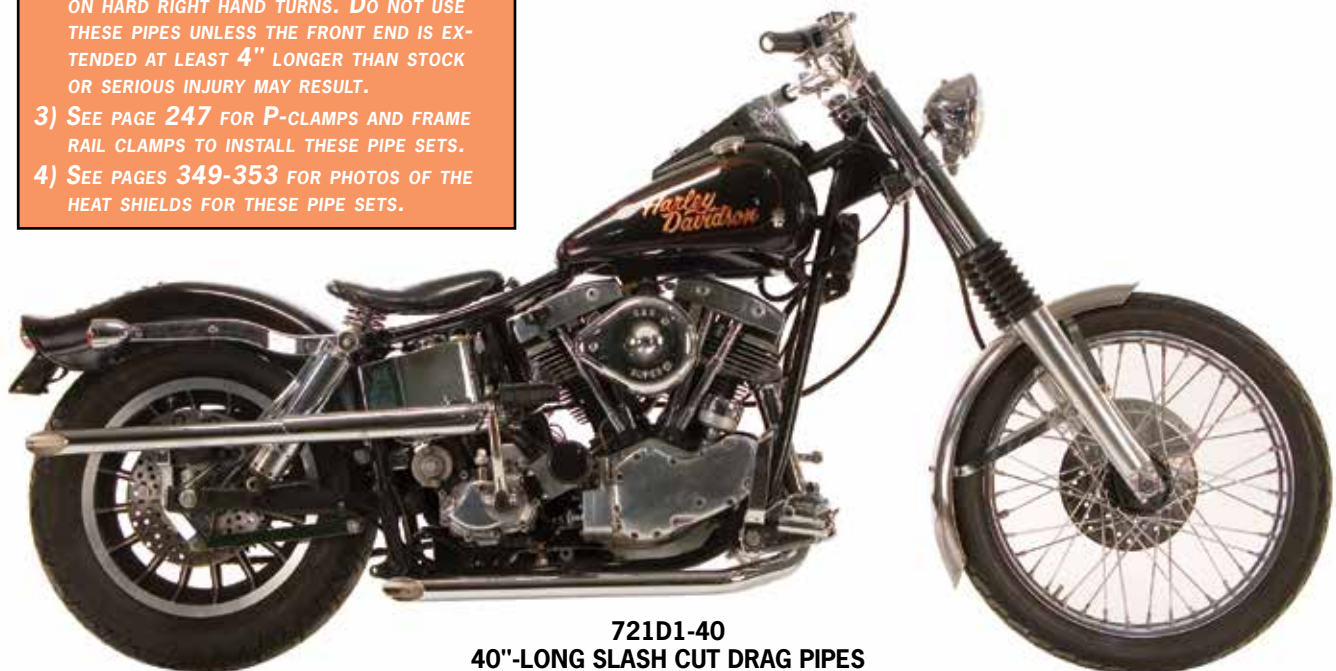
1 3/4" SHOTGUN EXHAUST SYSTEMS FOR 1958-1964 PANHEADS

These complete systems fit 1958–1964 swingarm frames with electric or kickstart and swing-out kicker ONLY. They **will not fit with a large FLH battery**. They all have slider channels so you can use a Paughco #718J bracket (sold separately) to install the rear pipe (see page 263). A heat shield for the rear pipe is highly recommended.

- 721D1-40** 40"-long Slash Cut drag pipes (shown below on bike)
- 721D1GM** 38"-long Goose Cut muffler set
- 721D1M** 38"-long Slash Cut muffler set
- 721D1TM** 38"-long Tapered muffler set
- 412D1R** Rear heat shield for Paughco #721D1 series pipe sets (shown below on bike)
- 718J** Hanger bracket for the rear pipe on Paughco #721D1 series pipe sets (shown below on bike)

SPECIAL NOTES:

- 1) DRAG PIPES ARE NOT RECOMMENDED FOR USE ON THE STREET.
- 2) THESE PIPES HAVE LESS GROUND CLEARANCE THAN ORIGINAL EQUIPMENT AND MAY SCRAPE ON HARD RIGHT HAND TURNS. DO NOT USE THESE PIPES UNLESS THE FRONT END IS EXTENDED AT LEAST 4" LONGER THAN STOCK OR SERIOUS INJURY MAY RESULT.
- 3) SEE PAGE 247 FOR P-CLAMPS AND FRAME RAIL CLAMPS TO INSTALL THESE PIPE SETS.
- 4) SEE PAGES 349-353 FOR PHOTOS OF THE HEAT SHIELDS FOR THESE PIPE SETS.



721D1-40
40"-LONG SLASH CUT DRAG PIPES
SHOWN ON 1966-1969 SHOVELHEAD



2-INTO-1 & UPSWEEP HEADPIPES FOR SWINGARM PANHEADS



721D2
SHOTGUN
UPSWEEPS



718J2



718J



712CM
2-INTO-1
HEADPIPES

SPECIAL NOTES:

- 1) STRAIGHT PIPES ARE NOT RECOMMENDED FOR USE ON THE STREET.
- 2) SEE PAGE 247 FOR P-CLAMPS AND FRAME RAIL CLAMPS TO INSTALL THESE PIPE SETS.
- 3) SEE PAGES 349-353 FOR PHOTOS OF THE HEAT SHIELDS FOR THESE PIPE SETS.

1 3/4" 'SQUISH PIPE' HEADPIPES FOR 1948-1965 PANHEADS

A 2-into-1 system or an upsweep Shotgun rear pipe combined with an inside-the-frame front 'squish' pipe, blend traditional and Chopper looks on your Panhead. Add our tail pipe extensions or universal mufflers to complete the look.

3-PIECE UPSWEEP SHOTGUN HEADPIPES

Fits swingarm frames with kickstart engines ONLY, but requires an offset or swing-out kick arm. **Will not work with the large FLH battery.** Includes Paughco #'s 718J and 718J2 brackets.

721D2 Headpipes and brackets ONLY

421D2R Rear heat shield for Paughco #721D2 pipe set (not shown)

718J Rear pipe hanger bracket for swingarm frames (bolts to upper shock stud and rear strut)

718J2 Hanger strap for Paughco #718J mounting bracket

3-PIECE 2-INTO-1 HEADPIPES

Order the mechanical brake 'S' pipe for 1948-1957 models, or the hydraulic brake 'S' pipe when installing on 1958-1965 models with stock HD frames and kick or electric start. Use Paughco #'s 725B and 725D clamps (sold separately) to mount this pipe set.

712CM Mechanical brake headpipes

712CH Hydraulic brake headpipes (shown below on bike)

412CR Rear heat shield for Paughco #'s 712CM and 712CH (shown on bike)



712CH 2-INTO-1 HEADPIPES WITH 606-3 FISHTAIL MUFFLER

STAGGERED DUALS FOR 1958-1964 SWINGARM PANHEADS



722
34"-LONG
SLASH CUT
DRAG PIPES



722-40
40"-LONG
SLASH CUT
DRAG PIPES



1 3/4" STAGGERED DUAL EXHAUST SYSTEMS FOR 1958-1964 SWINGARM PANHEADS

An outside-the-frame front pipe, and a rear pipe that routes in front of the transmission, guarantee classic style and a throaty sound. These complete systems fit all 1948-1964 Panhead engines in swingarm frames, and will also fit rigid frames if the mechanical brake crossover tube is removed. The 40"-long drag pipes and the pipe sets with mufflers, have slider channels to ease installation.

722A 34"-long Goose Cut drag pipes (use Paughco #'s 725B and 725D clamps to install) shown below on bike

722 34"-long Slash Cut drag pipes (use Paughco #'s 725B and 725D clamps to install)

722-40 40"-long Slash Cut drag pipes

722M 38"-long Slash Cut muffler set

722GM 38"-long Goose Cut muffler set


722TM 38"-long Tapered muffler set

422R Rear heat shield for Paughco #722 series pipe sets (shown below on bike)

722GM
38"-LONG GOOSE CUT



722M
38"-LONG SLASH CUT



722TM
38"-LONG TAPERED



SPECIAL NOTES:

- 1) DRAG PIPES ARE NOT RECOMMENDED FOR USE ON THE STREET.
- 2) THESE PIPES HAVE LESS GROUND CLEARANCE THAN ORIGINAL EQUIPMENT AND MAY SCRAPE ON HARD RIGHT HAND TURNS. DO NOT USE THESE PIPES UNLESS THE FRONT END IS EXTENDED AT LEAST 4" LONGER THAN STOCK OR SERIOUS INJURY MAY RESULT.
- 3) SEE PAGE 247 FOR P-CLAMPS AND FRAME RAIL CLAMPS TO INSTALL THESE PIPE SETS.

HEAT SHIELD PHOTOS CAN BE SEEN ON PAGES 349-353



722A
34"-LONG GOOSE CUT DRAG PIPES
SHOWN ON 1966-1969 SHOVELHEAD



STAGGERED DUALS FOR 1958-1964 SWINGARM PANHEADS

TRIKE
KITS

SPRINGERS
& FORKS

HANDLEBARS
& RISERS

LIGHTING

FRAMES &
ACCESSORIES

WHEELS
& BRAKES

GAS & OIL
TANKS

SHEET
METAL

ENGINE &
ELECTRICAL

PRIMARY &
DRIVETRAIN

FOOT
CONTROLS

TRANSMISSION

EXHAUST

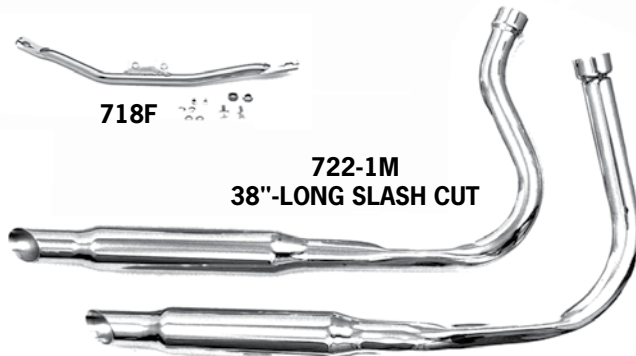
TOOLS &
GENERAL



722-1-40
40"-LONG SLASH CUT
DRAG PIPES

1 3/4" 'CLOSE FIT' STAGGERED DUAL EXHAUST SYSTEMS FOR 1958-1964 SWINGARM PANHEADS

These exhaust systems will fit all 1948-1964 kick or electric start Panhead engines in swingarm frames and tuck up tight under the floorboards for easy right hand turns. But, they will not fit rigid frames with mechanical brakes. They all have slider channels, and all but the drag pipes come with a Paughco #718F hanger bracket to ease installation.



718F

722-1M
38"-LONG SLASH CUT

722-1-40 40"-long Slash Cut drag pipes (use Paughco #718F bracket to install)

722-1M 38"-long Slash Cut muffler set

722-1GM 38"-long Goose Cut muffler set

722-1TM 38"-long Tapered muffler set

718F Hanger bracket for Paughco #722-1 series pipe sets

422-1R Rear heat shield for Paughco #722-1 series pipe sets (shown below on bike)



722-1GM
38"-LONG GOOSE CUT



722-1TM
38"-LONG TAPERED

SPECIAL NOTES:

- 1) DRAG PIPES ARE NOT RECOMMENDED FOR USE ON THE STREET.
- 2) SEE PAGES 349-353 FOR PHOTOS OF THE HEAT SHIELDS FOR THESE PIPE SETS.



722-1-40
40"-LONG SLASH CUT DRAG PIPES

SHOTGUN HEADPIPES For 1948-1964 RIGID PANHEADS



**712D
SIDE-BY-SIDE
SHOTGUN HEADPIPES**

1 3/4" SHOTGUN HEADPIPES For 1948-1964 RIGID FRAME PANHEADS

A Shotgun rear pipe combined with an inside-the-frame front 'squish' pipe, blend traditional and Chopper looks on your 1948-1964 Panhead engine. These 3-piece Shotgun headpipes fit rigid frames with kickstart ONLY, and heat shields are recommended on all rear pipes.

712B Headpipes ONLY for use with extensions or mufflers (use Paughco #'s 725B and 725D clamps to install)

712D Side-by-Side headpipes ONLY for use with extensions or mufflers (use Paughco #'s 725B and 725D clamps to install)

411BR Rear heat shield for Paughco #'s 712B and 712D pipe sets (shown below on bike)



**712B
SHOTGUN HEADPIPES**

SPECIAL NOTES:

- 1) STRAIGHT PIPES ARE NOT RECOMMENDED FOR USE ON THE STREET.
- 2) SEE PAGE 247 FOR P-CLAMPS AND FRAME RAIL CLAMPS TO INSTALL THESE PIPE SETS.
- 3) SEE PAGES 349-353 FOR PHOTOS OF THE HEAT SHIELDS FOR THESE PIPE SETS.



**712D SHOTGUN HEADPIPES WITH
607G GOOSE CUT EXTENSIONS**




SHOTGUN 'S' PIPES FOR 1948-1964 RIGID PANHEADS

712D40
40"-LONG SLASH CUT DRAG PIPES




712DGM
38"-LONG GOOSE CUT



523-3

712DTM
38"-LONG TAPERED



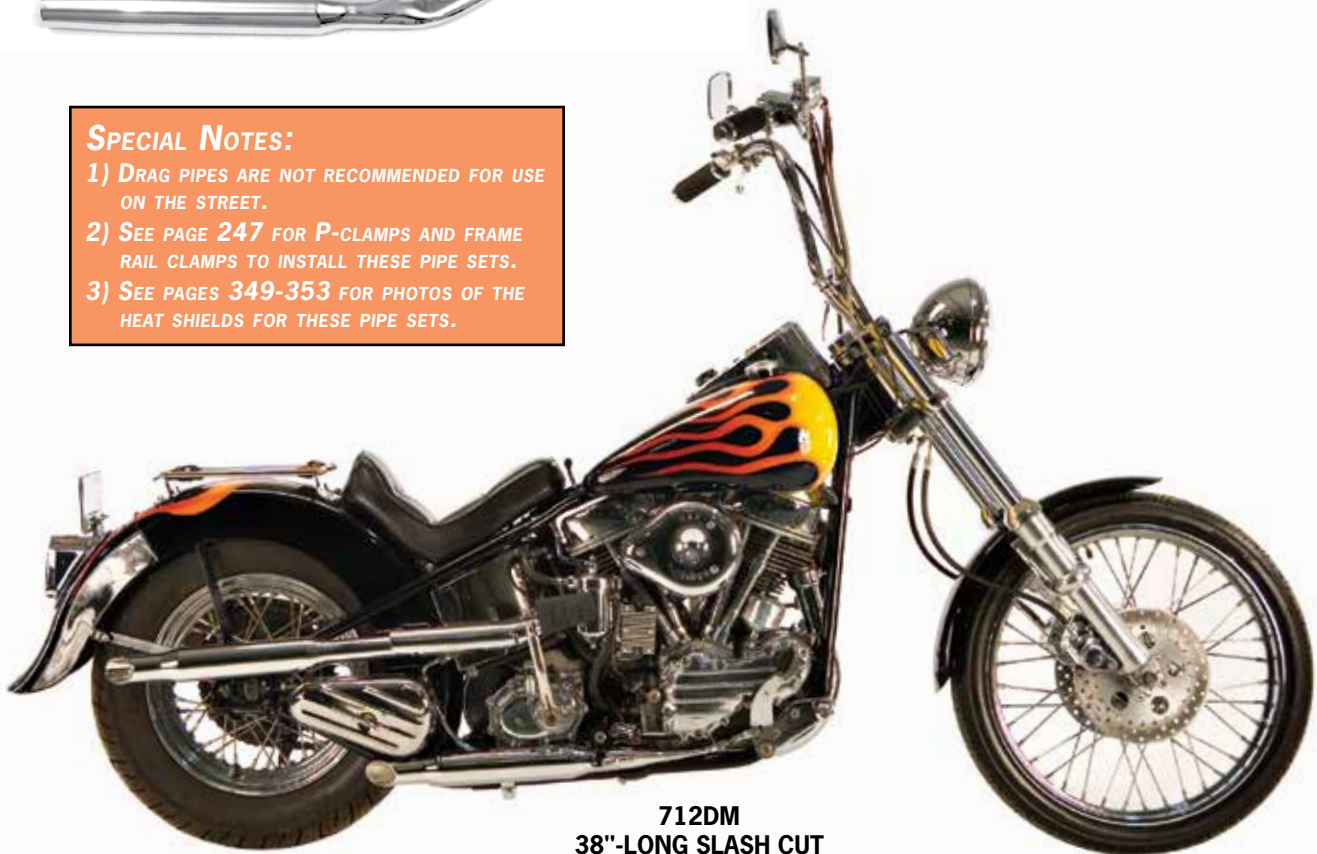
1 3/4" SHOTGUN 'S' PIPE SETS FOR 1948-1964 RIGID FRAME PANHEADS

Choose from four 3-piece drag pipe and muffled exhaust systems for 1948-1964 Panhead engines in rigid frames with kickstarts ONLY. All of these complete exhaust systems have slider channels, and a Paughco #523-3 hanger clamp is included with each set (except the drag pipes). Heat shields are recommended for the rear pipes.

- 712D40** 40"-long Slash Cut drag pipes
- 712DM** 38"-long Slash Cut muffer set (shown below on bike)
- 712DGM** 38"-long Goose Cut muffer set
- 712DTM** 38"-long Tapered muffer set
- 523-3** Hanger clamp to install 'S' pipe to frame rail on Paughco #'s 712DGM, 712DM and 712DTM pipe sets
- 411BR** Rear heat shield for Paughco #'s 712D series pipe sets (shown below on bike)

SPECIAL NOTES:

- 1) DRAG PIPES ARE NOT RECOMMENDED FOR USE ON THE STREET.
- 2) SEE PAGE 247 FOR P-CLAMPS AND FRAME RAIL CLAMPS TO INSTALL THESE PIPE SETS.
- 3) SEE PAGES 349-353 FOR PHOTOS OF THE HEAT SHIELDS FOR THESE PIPE SETS.



712DM
38"-LONG SLASH CUT

- TRIKE KITS
- SPRINGERS & FORKS
- HANDLEBARS & RISERS
- LIGHTING
- FRAMES & ACCESSORIES
- WHEELS & BRAKES
- GAS & OIL TANKS
- SHEET METAL
- ENGINE & ELECTRICAL
- PRIMARY & DRIVETRAIN
- FOOT CONTROLS
- TRANSMISSION
- EXHAUST
- TOOLS & GENERAL

SHOTGUN 'S' PIPES FOR 1958-1964 SWINGARM PANHEADS



1 3/4" SHOTGUN 'S' PIPE SETS FOR 1958-1964 SWINGARM PANHEADS

Choose from four 3-piece drag pipe and muffled exhaust systems for 1948-1964 Panhead engines with kick or electric start in swingarm frames ONLY (must have swing-out kicker arm to clear pipes). They will not fit with large FLH battery. All of these complete exhaust systems have slider channels, and the rear pipe mounts with a Paughco #718J hanger bracket (sold separately). A Paughco #523-3 hanger clamp is included with each set (except the drag pipes), and heat shields are recommended for the rear pipes.


- 712D1-40** 40"-long Slash Cut drag pipes (shown below on bike)
- 712D1M** 38"-long Slash Cut muffler set
- 712D1GM** 38"-long Goose Cut muffler set
- 712D1TM** 38"-long Tapered muffler set
- 523-3** Hanger clamp to install 'S' pipe to frame rail on Paughco #'s 712D1M, 712D1GM and 712D1TM pipe sets
- 412D1R** Rear heat shield for Paughco #712D1 series pipe sets (shown below on bike)
- 718J** Rear pipe hanger bracket for swingarm frames (bolts to upper shock stud and rear strut)




712D1GM
38"-LONG GOOSE CUT



712D1M
38"-LONG SLASH CUT



712D1TM
38"-LONG TAPERED



718J

SPECIAL NOTES:

- 1) DRAG PIPES ARE NOT RECOMMENDED FOR USE ON THE STREET.
- 2) SEE PAGE 247 FOR P-CLAMPS AND FRAME RAIL CLAMPS TO INSTALL THESE PIPE SETS.
- 3) SEE PAGES 349-353 FOR PHOTOS OF THE HEAT SHIELDS FOR THESE PIPE SETS.



712D1-40
40"-LONG SLASH CUT DRAG PIPES
SHOWN ON 1966-1969 SHOVELHEAD



OVER-THE-TRANSMISSION 'S' PIPES FOR PANHEADS

TRIKE
KITS

SPRINGERS
& FORKS

HANDLEBARS
& RISERS

LIGHTING

FRAMES &
ACCESSORIES

WHEELS
& BRAKES

GAS & OIL
TANKS

SHEET
METAL

ENGINE &
ELECTRICAL

PRIMARY &
DRIVETRAIN

FOOT
CONTROLS

TRANSMISSION

EXHAUST

TOOLS &
GENERAL



712-40
40''-LONG
SLASH CUT
DRAG PIPES



1 3/4" OVER-THE-TRANSMISSION 'S' PIPE STAGGERED DUALS FOR 1948-1964 PANHEADS

These 3-piece complete exhaust systems feature an inside-the-frame front 'squish' pipe, and an over-the-transmission rear pipe to blend nostalgic and contemporary looks on your Panhead. They fit rigid frames and 1958-1964 swingarm frames, but will not work with the large FLH battery. The muffler sets have slider channels on the front and rear pipes, and the drag pipes have one on the rear pipe only. A Paughco #523-3 mounting clamp is included with the muffler sets.

712-40 40"-long Slash Cut drag pipes

712M 38"-long Slash Cut muffler set

712GM 38"-long Goose Cut muffler set (shown below on bike)

712TM 38"-long Tapered muffler set

523-3 Hanger clamp to install 'S' pipe to frame rail on Paughco #'s 712M, 712GM and 712TM pipe sets

421CR Rear heat shield for Paughco #712 series pipe sets (shown below on bike)



712M
38''-LONG
SLASH CUT

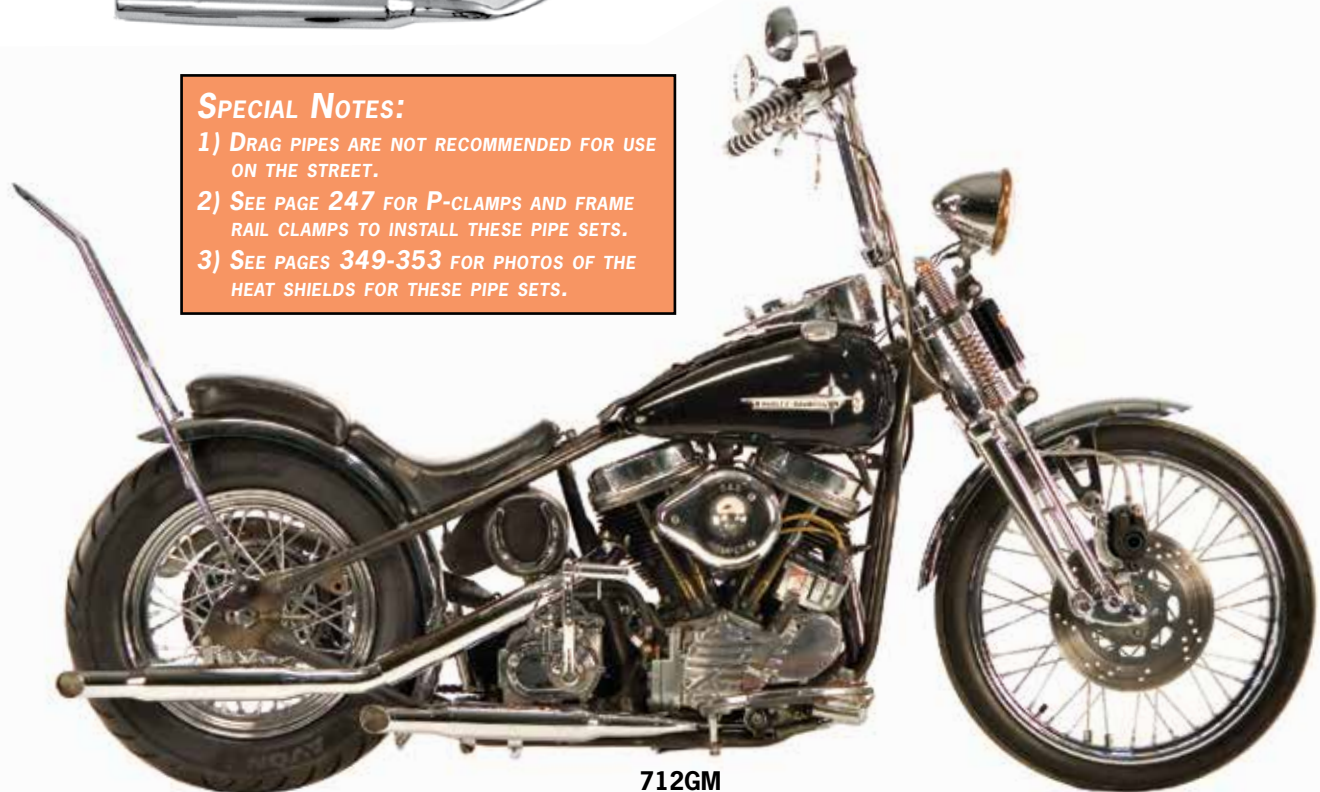


712TM
38''-LONG
TAPERED

523-3

SPECIAL NOTES:

- 1) DRAG PIPES ARE NOT RECOMMENDED FOR USE ON THE STREET.
- 2) SEE PAGE 247 FOR P-CLAMPS AND FRAME RAIL CLAMPS TO INSTALL THESE PIPE SETS.
- 3) SEE PAGES 349-353 FOR PHOTOS OF THE HEAT SHIELDS FOR THESE PIPE SETS.



712GM
38''-LONG GOOSE CUT

UPSWEEP 'S' PIPES FOR 1948-1957 RIGID FRAME PANHEADS



**715B
UPSWEEP
HEADPIPES**



1 3/4" UPSWEEP 'S' PIPE SYSTEMS FOR 1948-1957 RIGID FRAME PANHEADS

Choose from Upsweep or over-the-transmission rear pipes. All of these pipe sets are intended for use on kickstart engines in rigid frames ONLY.

3-PIECE UPSWEEP HEADPIPES

715B Headpipes ONLY for use with extensions or mufflers (use Paughco #'s 725B and 725D clamps to install)

415BR Rear heat shield for Paughco #715B pipe set (not shown)



**715BA
UPSWEEP GOOSE CUT
OVER-THE-TRANSMISSION
DRAG PIPES**



718-9

3-PIECE OVER-THE-TRANSMISSION UPSWEEP PIPE SETS

The rear pipes turn up to follow the bottom frame rail, and will clear an electric start wrap-around oil tank. Paughco #718-9 mounting hardware is included with Paughco #'s 715BA, 715BS and 715BST pipe sets.

715BA Goose Cut drag pipes (shown below on bike)

715BS Slash Cut drag pipes (not shown)

715BST Straight Cut drag pipes (not shown)

715B1 Headpipes ONLY for use with extensions or mufflers (use Paughco #'s 725B and 725D clamps to install)

718-9 Replacement hanger kit for Paughco #'s 715BA, 715BS, 715BST pipe sets

414B1R Rear heat shield for Paughco #'s 715BA, 715BS, 715BST and 715B1 pipe sets (shown below on bike)



**715B1 UPSWEEP
OVER-THE-TRANSMISSION
HEADPIPES**

SPECIAL NOTES:

- 1) DRAG PIPES ARE NOT RECOMMENDED FOR USE ON THE STREET.
- 2) SEE PAGE 247 FOR P-CLAMPS AND FRAME RAIL CLAMPS TO INSTALL THESE PIPE SETS.

HEAT SHIELD PHOTOS CAN BE SEEN ON PAGES 349-353



**715BA UPSWEEP GOOSE CUT
OVER-THE-TRANSMISSION DRAG PIPES**



'S' PIPE CROSSOVER SYSTEMS FOR 1948-1965 PANHEADS



725L

735F
SINGLE CROSSOVER FOR
SWINGARM FRAMES



TRIKE
KITS

SPRINGERS
& FORKS

HANDLEBARS
& RISERS

LIGHTING

FRAMES &
ACCESSORIES

WHEELS
& BRAKES

GAS & OIL
TANKS

SHEET
METAL

ENGINE &
ELECTRICAL

PRIMARY &
DRIVETRAIN

FOOT
CONTROLS

TRANSMISSION

EXHAUST

TOOLS &
GENERAL



735-3
DUAL CROSSOVER FOR
SWINGARM FRAMES

1 3/4" SINGLE AND DUAL CROSSOVERS FOR RIGID AND SWINGARM FRAME PANHEADS

Four different crossover systems for 1948-1965 Panhead engines in rigid or swingarm frames, that feature front 'squish' pipes. Complete your exhaust system by combining these head-pipes with tailpipe extensions or universal mufflers.

CROSSOVERS FOR SWINGARM FRAMES ONLY

These systems are specifically designed for models with electric start.

735F 3-piece single crossover (includes a Paughco #725L mounting bracket)


735-3 4-piece crossover duals that can also be used with a kicker

CROSSOVERS FOR RIGID AND SWINGARM FRAMES

These systems are for use on kickstart models ONLY, but they will also work with a mousetrap.

735 4-piece crossover duals (includes a Paughco #725E1 mounting bracket)

735B 3-piece single crossover (includes a Paughco #725Q mounting bracket) shown below on bike



735
DUAL CROSSOVER FOR
RIGID AND SWINGARM
FRAMES

725E1

HEAT SHIELDS

425-1 Fits Paughco #735-3 crossover (not shown)

435FR Fits Paughco #735F rear pipe (not shown)

435 Fits Paughco #735 crossover (not shown)

435B Fits Paughco #735B rear pipe (not shown)

435BS Snail heat shield for the right side rear cylinder on Paughco #'s 735B and 735F (not shown)

412CR Fits the rear pipes on Paughco #'s 735 and 735-3 pipe sets when installed on bikes with mechanical or hydraulic rear brakes (not shown)

HEAT SHIELD PHOTOS CAN BE
SEEN ON PAGES 349-353



735B
3-PIECE SINGLE
CROSSOVER FOR RIGID
AND SWINGARM FRAMES
WITH 610-3 MUFFLERS



STAGGERED DUALS For 1966-1969 SHOVELHEADS



723-40
40"-LONG SLASH CUT
DRAG PIPES

STAGGERED DUAL EXHAUST SYSTEMS For 1966-1969 SWINGARM SHOVELHEADS

An outside-the-frame front pipe, and a rear pipe that routes in front of the transmission, guarantee classic style and a throaty sound. These complete systems fit all 1966-1969 Shovelhead engines in swingarm frames, and will also fit rigid frames if the mechanical brake crossover tube is removed. The 40"-long drag pipes and the pipe sets with mufflers, have slider channels to ease installation.

2"-DIAMETER DRAG PIPES

723-2IN40 40"-long Slash Cut drag pipes (use Paughco #725D clamps to install) not shown

1¾"-DIAMETER EXHAUST SYSTEMS

723 34"-long Slash Cut drag pipes (use Paughco #725D clamps to install) not shown

723A 34"-long Goose Cut drag pipes (use Paughco #725D clamps to install) shown below on bike

723-40 40"-long Slash Cut drag pipes

723M 38"-long Slash Cut muffler set

723GM 38"-long Goose Cut muffler set

723TM 38"-long Tapered muffler set

422R Rear heat shield for Paughco #723 series pipe sets (shown below on bike)



723M
38"-LONG SLASH CUT



723GM
38"-LONG GOOSE CUT



723TM
38"-LONG TAPERED

SPECIAL NOTES:

- 1) DRAG PIPES ARE NOT RECOMMENDED FOR USE ON THE STREET.
- 2) THESE PIPES HAVE LESS GROUND CLEARANCE THAN ORIGINAL EQUIPMENT AND MAY SCRAPE ON HARD RIGHT HAND TURNS. DO NOT USE THESE PIPES UNLESS THE FRONT END IS EXTENDED AT LEAST 4" LONGER THAN STOCK OR SERIOUS INJURY MAY RESULT.
- 3) SEE PAGE 247 FOR P-CLAMPS AND FRAME RAIL CLAMPS TO INSTALL THESE PIPE SETS.

HEAT SHIELD PHOTOS CAN BE
SEEN ON PAGES 349-353



723A
34"-LONG GOOSE CUT DRAG PIPES



STAGGERED DUALS FOR 1966-1969 SHOVELHEADS

TRIKE
KITS

SPRINGERS
& FORKS

HANDLEBARS
& RISERS

LIGHTING

FRAMES &
ACCESSORIES

WHEELS
& BRAKES

GAS & OIL
TANKS

SHEET
METAL

ENGINE &
ELECTRICAL

PRIMARY &
DRIVETRAIN

FOOT
CONTROLS

TRANSMISSION

EXHAUST

TOOLS &
GENERAL




723-1-40
40"-LONG 'CLOSE FIT'
SLASH CUT DRAG PIPES



718F



723-1M
38"-LONG
'CLOSE FIT' SLASH CUT



1 3/4" 'CLOSE FIT' STAGGERED DUAL EXHAUST SYSTEMS FOR 1966-1969 SWINGARM SHOVELHEADS

These exhaust systems will fit all 1966-1969 kick or electric start Shovelhead engines in swingarm frames, and tuck up tight to the frame for improved ground clearance. But, they will not fit rigid frames with mechanical brakes. They are also ideal for Panhead bottoms with Shovelhead top ends. Both pipe sets have slider channels to ease installation, and come with a Paughco #718F hanger bracket (except the 40"-long drag pipes). Additional muffler styles can be found on the following page.

723-1-40 40"-long Slash Cut drag pipes (use Paughco #718F hanger bracket to install)

723-1M 38"-long Slash Cut muffer set (includes a Paughco #718F hanger bracket)

718F Hanger bracket for Paughco #723-1 series pipe sets

422-1R Rear heat shield for Paughco #723-1 series pipe sets (shown below on bike)

SPECIAL NOTES:

- 1) DRAG PIPES ARE NOT RECOMMENDED FOR USE ON THE STREET.
- 2) SEE PAGES 349-353 FOR PHOTOS OF THE HEAT SHIELDS FOR THESE PIPE SETS.



723-1-40
40"-LONG 'CLOSE FIT'
SLASH CUT DRAG PIPES

STAGGERED DUALS FOR 1966-1969 SHOVELHEADS



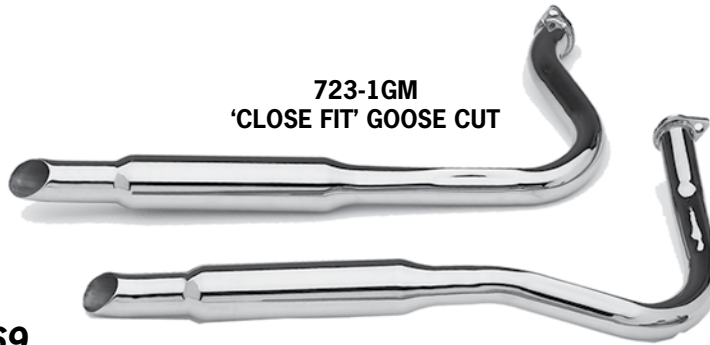
1 3/4" 'CLOSE FIT' STAGGERED DUAL EXHAUST SYSTEMS FOR 1966-1969 SWINGARM SHOVELHEADS

These exhaust systems will fit all 1966-1969 kick or electric start Shovelhead engines in swingarm frames, and tuck up tight to the frame for improved ground clearance. But, they will not fit rigid frames with mechanical brakes. They are also ideal for Panhead bottoms with Shovelhead top ends. These exhaust systems all have slider channels to ease installation, and come with a Paughco #718F hanger bracket. Additional drag pipe and muffler styles can be found on the previous page.


- 723-1GM** 38"-long Goose Cut muffler set
- 723-1MEG** 38"-long Megaphone muffler set
- 723-1TM** 38"-long Tapered muffler set (shown below on bike)
- 723-1-2M** 38"-long Super Slash Cuts
- 718F** Replacement hanger bracket for Paughco #723-1 series pipe sets
- 422-1R** Rear heat shield for Paughco #723-1 series pipe sets (shown below on bike)

HEAT SHIELD PHOTOS CAN BE SEEN ON PAGES 349-353

723-1GM
'CLOSE FIT' GOOSE CUT



723-1MEG
'CLOSE FIT' MEGAPHONE



718F



723-1-2M
'CLOSE FIT' SUPER SLASH CUT



723-1TM
38"-LONG 'CLOSE FIT' TAPERED



STAGGERED DUALS FOR 1966-1969 SHOVELHEADS

TRIKE
KITS

SPRINGERS
& FORKS

HANDLEBARS
& RISERS

LIGHTING

FRAMES &
ACCESSORIES

WHEELS
& BRAKES

GAS & OIL
TANKS

SHEET
METAL

ENGINE &
ELECTRICAL


PRIMARY &
DRIVETRAIN

FOOT
CONTROLS

TRANSMISSION

EXHAUST

TOOLS &
GENERAL




724M
38''-LONG SLASH CUT



724GM
38''-LONG GOOSE CUT



724TM
38''-LONG TAPERED



724
34''-LONG SLASH CUT
DRAG PIPES



724A
34''-LONG GOOSE CUT
DRAG PIPES

1 3/4" STAGGERED DUAL EXHAUST SYSTEMS FOR 1966-1969 SHOVELHEADS

With a standard outside-the-frame front pipe, these exhaust systems were designed to fit 1966-1969 Shovelhead engines in swingarm frames, but will also fit rigid frames with mechanical brakes. The 40"-long drag pipes and the muffler sets have slider channels to ease installation.

- 724** 34"-long Slash Cut drag pipes (use Paughco #725D clamps to install)
- 724A** 34"-long Goose Cut drag pipes (use Paughco #725D clamps to install)
- 724-40** 40"-long Slash Cut drag pipes (shown below on bike)
- 724M** 38"-long Slash Cut muffler set
- 724GM** 38"-long Goose Cut muffler set
- 724TM** 38"-long Tapered muffler set
- 424R** Rear heat shield for Paughco #724 series pipe sets (not shown)

SPECIAL NOTES:


- 1) DRAG PIPES ARE NOT RECOMMENDED FOR USE ON THE STREET.
- 2) THESE PIPES HAVE LESS GROUND CLEARANCE THAN ORIGINAL EQUIPMENT AND MAY SCRAPE ON HARD RIGHT HAND TURNS. DO NOT USE THESE PIPES UNLESS THE FRONT END IS EXTENDED AT LEAST 4" LONGER THAN STOCK OR SERIOUS INJURY MAY RESULT.
- 3) SEE PAGE 247 FOR P-CLAMPS AND FRAME RAIL CLAMPS TO INSTALL THESE PIPE SETS.

HEAT SHIELD PHOTOS CAN BE SEEN ON PAGES 349-353



724-40
40''-LONG SLASH CUT DRAG PIPES

OVER-THE-TRANSMISSION PIPE SETS FOR EARLY SHOVELHEADS



724C40
40"-LONG SLASH CUT
DRAG PIPES

1 3/4" OVER-THE-TRANSMISSION DRAG PIPES FOR 1966-1969 SHOVELHEADS

An outside-the-frame front pipe, and a rear pipe that routes over the transmission, bring a modern style and a throaty sound to your 1966–1969 Shovelhead. These systems will fit rigid or swingarm frames, but will not fit with the large FLH battery. A heat shield for the rear pipe is recommended.

724C40 40"-long Slash Cut drag pipes with slider channels

724C 34"-long Slash Cut drag pipes (Use Paughco #725D clamps to install)

724CA 34"-long Goose Cut drag pipes (Use Paughco #725D clamps to install)

424CR Rear heat shield for Paughco #724C series pipe sets (shown below on bike)



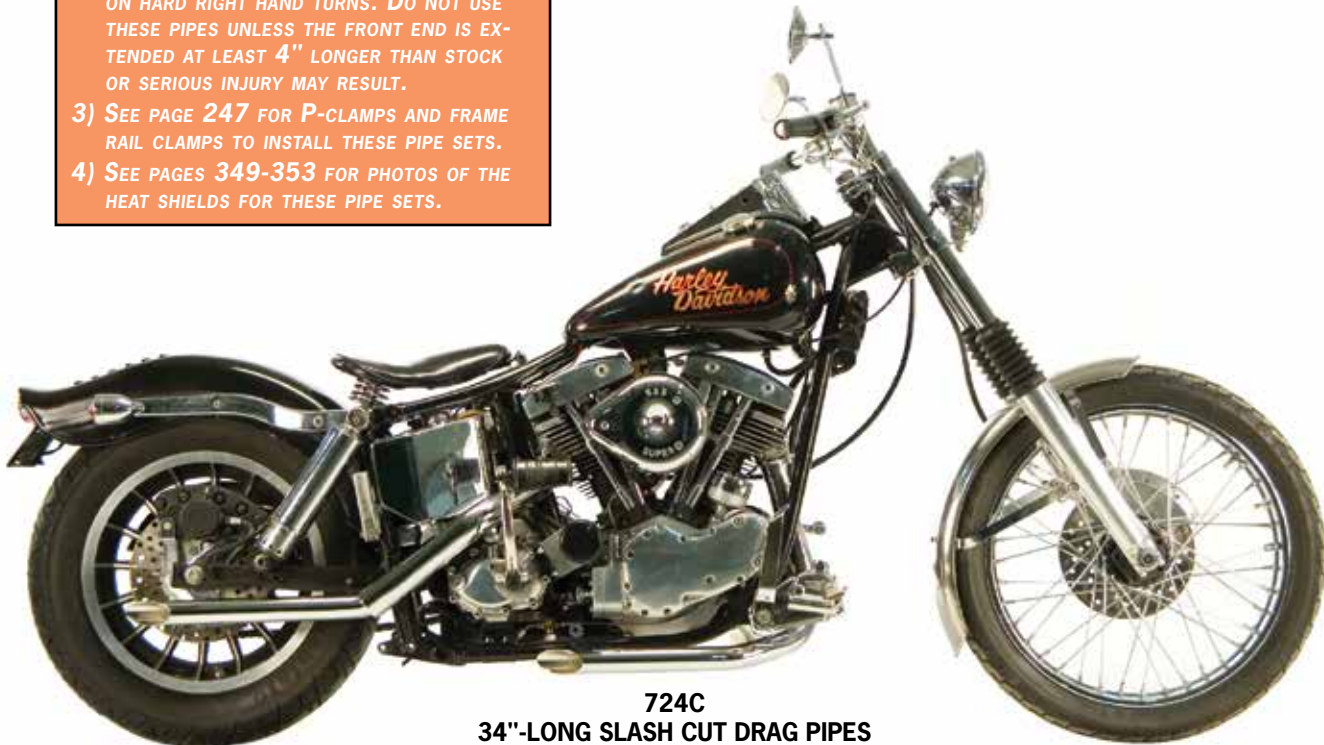
724C
34"-LONG SLASH CUT
DRAG PIPES



724CA
34"-LONG GOOSE CUT
DRAG PIPES

SPECIAL NOTES:

- 1) DRAG PIPES ARE NOT RECOMMENDED FOR USE ON THE STREET.
- 2) THESE PIPES HAVE LESS GROUND CLEARANCE THAN ORIGINAL EQUIPMENT AND MAY SCRAPE ON HARD RIGHT HAND TURNS. DO NOT USE THESE PIPES UNLESS THE FRONT END IS EXTENDED AT LEAST 4" LONGER THAN STOCK OR SERIOUS INJURY MAY RESULT.
- 3) SEE PAGE 247 FOR P-CLAMPS AND FRAME RAIL CLAMPS TO INSTALL THESE PIPE SETS.
- 4) SEE PAGES 349-353 FOR PHOTOS OF THE HEAT SHIELDS FOR THESE PIPE SETS.



724C
34"-LONG SLASH CUT DRAG PIPES



OVER-THE-TRANSMISSION PIPE SETS FOR EARLY SHOVELHEADS

TRIKE
KITS

SPRINGERS
& FORKS

HANDLEBARS
& RISERS

LIGHTING

FRAMES &
ACCESSORIES

WHEELS
& BRAKES

GAS & OIL
TANKS

SHEET
METAL

ENGINE &
ELECTRICAL


PRIMARY &
DRIVETRAIN

FOOT
CONTROLS

TRANSMISSION

EXHAUST


TOOLS &
GENERAL



724CGM
38"-LONG GOOSE CUT



724CM
38"-LONG SLASH CUT



724CTM
38"-LONG TAPERED

1 3/4" OVER-THE-TRANSMISSION EXHAUST SYSTEMS FOR 1966-1969 SHOVELHEADS

An outside-the-frame front pipe, and a rear pipe that routes over the transmission, bring a modern style and a throaty sound to your 1966-1969 Shovelhead. These complete mufflered exhaust systems will fit rigid or swingarm frames, but will not fit with the large FLH battery. All of these mufflered pipe sets have slider channels to ease installation, and a heat shield for the rear pipe is highly recommended.

724CGM 38"-long Goose Cut

724CM 38"-long Slash Cut

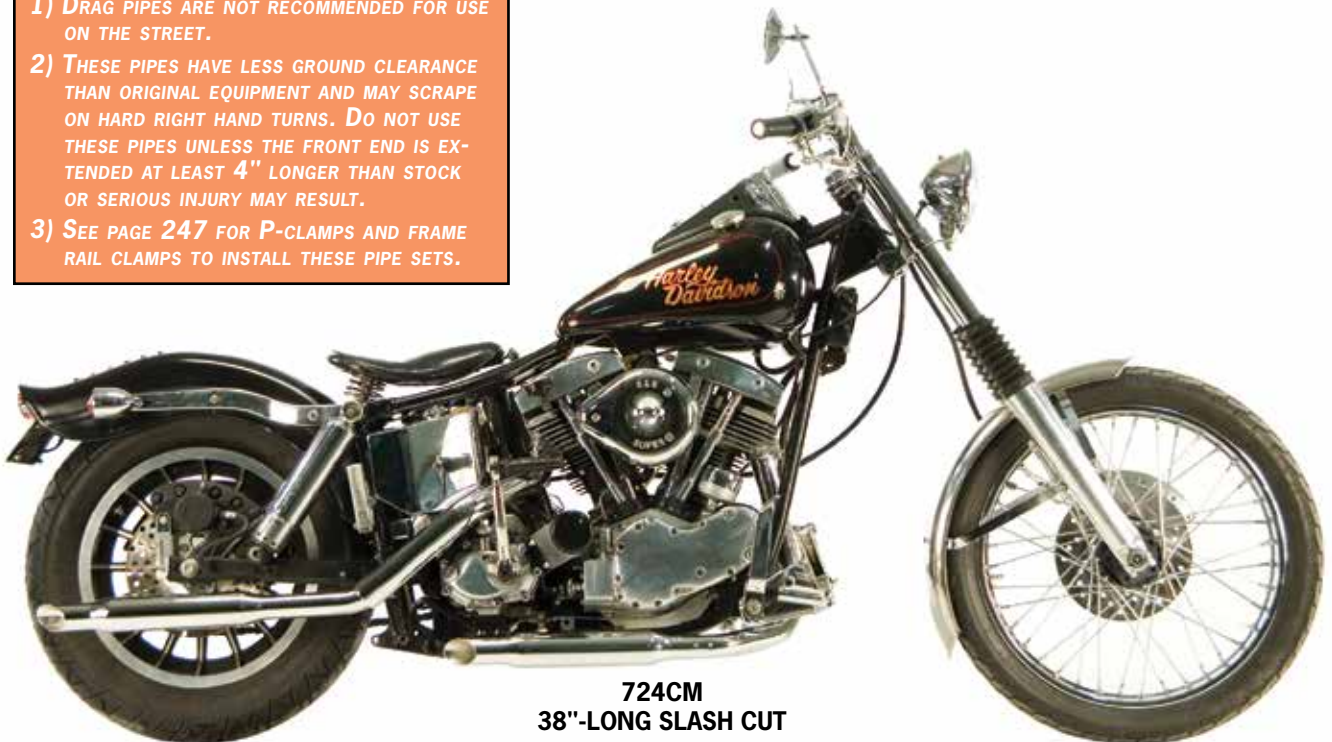
724CTM 38"-long Tapered

424CR Rear heat shield for Paughco #724C series pipe sets (shown below on bike)

HEAT SHIELD PHOTOS CAN BE SEEN ON PAGES 349-353


SPECIAL NOTES:

- 1) DRAG PIPES ARE NOT RECOMMENDED FOR USE ON THE STREET.
- 2) THESE PIPES HAVE LESS GROUND CLEARANCE THAN ORIGINAL EQUIPMENT AND MAY SCRAPE ON HARD RIGHT HAND TURNS. DO NOT USE THESE PIPES UNLESS THE FRONT END IS EXTENDED AT LEAST 4" LONGER THAN STOCK OR SERIOUS INJURY MAY RESULT.
- 3) SEE PAGE 247 FOR P-CLAMPS AND FRAME RAIL CLAMPS TO INSTALL THESE PIPE SETS.




724CM
38"-LONG SLASH CUT

SHOTGUNS FOR 1966-1969 RIGID FRAME SHOVELHEADS



724DGM
38"-LONG GOOSE CUT



724DM
38"-LONG SLASH CUT



724DMEG
38"-LONG MEGAPHONE



724D34
34"-LONG SLASH CUT
DRAG PIPES

1 3/4" SHOTGUN EXHAUST SYSTEMS FOR 1966-1969 SHOVELHEADS IN RIGID FRAMES

With a standard outside-the-frame front pipe and a Shotgun rear, these exhaust systems are intended for use on 1966-1969 Shovelhead engines in rigid frames with a kickstart ONLY. The 40"-long drag pipes and the muffler sets have slider channels to ease installation, and a heat shield is recommended for the rear Shotgun pipe.

724D34 34"-long Slash Cut drag pipes (Use Paughco #725D clamps to install)

724D40 40"-long Slash Cut drag pipes (shown below on bike)

724DGM 38"-long Goose Cut muffler set

724DM 38"-long Slash Cut muffler set

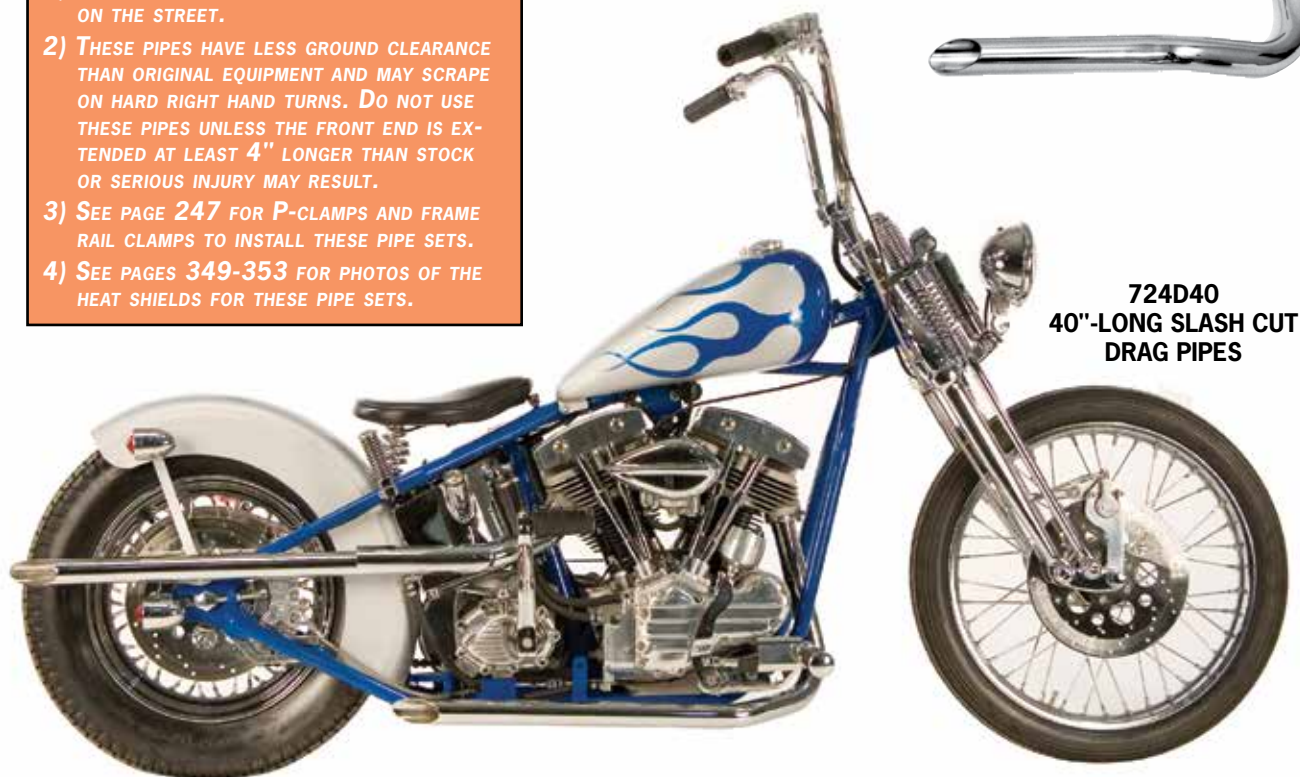
724DTM 38"-long Tapered muffler set (not shown)

724DMEG 38"-long Megaphone muffler set

411BR Rear heat shield for Paughco #724D series pipe sets (shown below on bike)

SPECIAL NOTES:

- 1) DRAG PIPES ARE NOT RECOMMENDED FOR USE ON THE STREET.
- 2) THESE PIPES HAVE LESS GROUND CLEARANCE THAN ORIGINAL EQUIPMENT AND MAY SCRAPE ON HARD RIGHT HAND TURNS. DO NOT USE THESE PIPES UNLESS THE FRONT END IS EXTENDED AT LEAST 4" LONGER THAN STOCK OR SERIOUS INJURY MAY RESULT.
- 3) SEE PAGE 247 FOR P-CLAMPS AND FRAME RAIL CLAMPS TO INSTALL THESE PIPE SETS.
- 4) SEE PAGES 349-353 FOR PHOTOS OF THE HEAT SHIELDS FOR THESE PIPE SETS.



724D40
40"-LONG SLASH CUT
DRAG PIPES



PIPE SETS FOR EARLY SHOVELHEADS WITH S.T.D. HEADS

TRIKE
KITS

SPRINGERS
& FORKS

HANDLEBARS
& RISERS

LIGHTING

FRAMES &
ACCESSORIES

WHEELS
& BRAKES

GAS & OIL
TANKS

SHEET
METAL

ENGINE &
ELECTRICAL

PRIMARY &
DRIVETRAIN

FOOT
CONTROLS

TRANSMISSION

EXHAUST

TOOLS &
GENERAL



713-40STD



718J

712CSTD



715BSTD

1 3/4" PIPE SETS FOR 1948-1969 GENERATOR BIG TWIN ENGINES WITH S.T.D. CYLINDER HEADS IN RIGID OR SWINGARM FRAMES

These headpipe sets and Slash Cut drag pipes are specifically intended for use on engines with Panhead or Shovelhead lower ends and S.T.D. cylinder heads. Because of the unique 3-bolt exhaust flange incorporated into the S.T.D. heads, they require special exhaust systems for 1948-1969 rigid and swingarm frames and modified them accordingly.

712CSTD 2-Into-1 headpipes ONLY for use with an extension or muffler (kick or electric start)

715BSTD 3-piece Upsweep headpipes ONLY use with tail pipe extensions or universal mufflers (rigid frames with kickstart ONLY)

713-40STD 3-piece Slash Cut drag pipes with an over-the-transmission rear pipe and a front 'S' pipe for kickstart ONLY. Will not fit with a large FLH battery (rear pipe has a slider channel)

713D40STD 3-piece Slash Cut drag pipes with a Shotgun rear pipe (with slider channel) and a front 'S' pipe for rigid frames with kickstart ONLY

713D1-40STD 3-piece Slash Cut drag pipes with a Shotgun rear pipe and a front 'S' pipe for swingarm frames ONLY. Fits kick and electric start with swing-out kicker. Will not fit with large FLH battery. Rear pipe has a slider channel. Use a Paughco #718J hanger bracket to install it

718J Hanger bracket for the Shotgun rear pipe on a Paughco #713D1-40STD pipe set

HEAT SHIELDS

The use of a heat shield on the rear pipe is highly recommended.

424CR Fits Paughco #713-40STD over-the-transmission rear pipe (not shown)

411BR Fits Paughco #713D40STD Shotgun rear pipe (not shown)

412D1R Fits Paughco #713D1-40STD Shotgun rear pipe (not shown)

413CR Fits Paughco #712CSTD rear pipe when installed on bikes with mechanical or hydraulic brakes (not shown)

415BR Fits Paughco #715BSTD Upsweep Shotgun rear pipe (not shown)



713D40STD



713D1-40STD

SPECIAL NOTES:

- 1) DRAG PIPES ARE NOT RECOMMENDED FOR USE ON THE STREET.
- 2) SEE PAGE 247 FOR P-CLAMPS AND FRAME RAIL CLAMPS TO INSTALL THESE PIPE SETS.
- 3) SEE PAGES 349-353 FOR PHOTOS OF THE HEAT SHIELDS FOR THESE PIPE SETS.

PIPE SETS FOR EARLY SHOVELHEADS WITH S.T.D. HEADS



1 3/4" DRAG PIPES FOR 1948-1969 GENERATOR BIG TWIN ENGINES WITH S.T.D. CYLINDER HEADS IN RIGID OR SWINGARM FRAMES

These 40"-long Slash Cut drag pipes are specifically intended for use on engines with Panhead or Shovelhead lower ends and S.T.D. cylinder heads. Because of the unique 3-bolt exhaust flange incorporated into the S.T.D. heads, they require special exhaust systems. We have taken some of our most popular drag pipe sets for 1948-1969 rigid and swingarm frames and modified them accordingly. They all have slider channels to ease installation, and heat shields for the rear Shotgun and over-the-transmission pipes are highly recommended.

724-40STD Staggered dual drag pipes for rigid and swingarm frames with mechanical brakes

724C40STD Staggered dual drag pipes with over-the-transmission rear pipe for rigid and swingarm frames with mechanical brakes. Will not work on swingarm frames with large FLH battery

724D40STD Shotgun drag pipes for rigid frames with kickstart ONLY

724D1-40STD Shotgun drag pipes for swingarm frames with kick and electric start with swing-out kicker ONLY. Will not fit with large FLH battery. Use a Paughco #718J hanger bracket to mount the rear pipe

718J Hanger bracket for Paughco #724D1-40STD Shotgun rear pipe (bolts to upper shock stud and rear strut on early and late model swingarm frames)

HEAT SHIELDS

The use of a heat shield on the rear pipe is highly recommended.

421R Fits Paughco #724-40STD rear pipe (not shown)

424CR Fits Paughco #724C40STD rear pipe (not shown)

411BR Fits Paughco #724D40STD rear pipe (not shown)

412D1R Fits Paughco #724D1-40STD rear pipe (not shown)



724-40STD



724C40STD



724D40STD



718J

724D1-40STD

SPECIAL NOTES:

- 1) DRAG PIPES ARE NOT RECOMMENDED FOR USE ON THE STREET.
- 2) THESE PIPES HAVE LESS GROUND CLEARANCE THAN ORIGINAL EQUIPMENT AND MAY SCRAPE ON HARD RIGHT HAND TURNS. DO NOT USE THESE PIPES UNLESS THE FRONT END IS EXTENDED AT LEAST 4" LONGER THAN STOCK OR SERIOUS INJURY MAY RESULT.
- 3) SEE PAGE 247 FOR P-CLAMPS AND FRAME RAIL CLAMPS TO INSTALL THESE PIPE SETS.
- 4) SEE PAGES 349-353 FOR PHOTOS OF THE HEAT SHIELDS FOR THESE PIPE SETS.



'S' PIPE EXHAUST SYSTEMS FOR 1966-1969 SHOVELHEADS

TRIKE
KITS

SPRINGERS
& FORKS

HANDLEBARS
& RISERS

LIGHTING

FRAMES &
ACCESSORIES

WHEELS
& BRAKES

GAS & OIL
TANKS

SHEET
METAL

ENGINE &
ELECTRICAL


PRIMARY &
DRIVETRAIN

FOOT
CONTROLS

TRANSMISSION

EXHAUST

TOOLS &
GENERAL



**713B
SHOTGUN
HEADPIPES**



**713D
SIDE-BY-SIDE
SHOTGUN HEADPIPES**



**716BE
UPSWEAP
HEADPIPES**



**713C
2-INTO-1
HEADPIPES**



**716B UPSWEAP HEADPIPES
WITH 415BR HEAT SHIELD AND
618BT BELL TIP MUFFLERS**

1 3/4" 'SQUISH PIPE' HEADPIPE SETS FOR 1966-1969 RIGID SHOVELHEADS

Choose from two Shotgun sets, two Upsweep sets, or a 2-into-1 headpipe set with front inside-the-frame 'squish' pipes, for your early Shovelhead.

3-PIECE SHOTGUN HEADPIPES

For rigid frames with kickstart ONLY. Heat shields for the rear Shotgun pipes are recommended. Use Paughco #725D clamps to install.

713B Headpipes ONLY for use with extensions or mufflers

713D Side-by-side headpipes ONLY for use with extensions or mufflers

411BR Rear heat shield for Paughco #'s 713B and 713D pipe sets (not shown)

3-PIECE UPSWEAP HEADPIPES

For rigid frames ONLY. Heat shields for the rear pipes are recommended. Use Paughco #725D clamps to install.

716B Headpipes ONLY for use with extensions or mufflers (fits kickstart only) shown below on bike

716BE Same as Paughco #716B except the rear pipe fits with an electric start wraparound oil tank

415BR Rear heat shield for Paughco #716B pipe set (shown below on bike)

416BER Rear heat shield for Paughco #716BE pipe set (not shown)

3-PIECE 2-INTO-1 HEADPIPES

For 1966-1969 rigid and swingarm frames. Also fits 1970-up cone alternator engines in early frames. Use Paughco #725D clamps to install.

713C Headpipes ONLY for use with an extension or muffler

413CR Fits Paughco #713C rear pipe when installed on bikes with mechanical or hydraulic brakes (not shown)

SPECIAL NOTES:

- 1) STRAIGHT PIPES ARE NOT RECOMMENDED FOR USE ON THE STREET.
- 2) SEE PAGE 247 FOR P-CLAMPS AND FRAME RAIL CLAMPS TO INSTALL THESE PIPE SETS.
- 3) SEE PAGES 349-353 FOR PHOTOS OF THE HEAT SHIELDS FOR THESE PIPE SETS.

UPSWEEPS FOR 1966-1984 RIGID FRAME SHOVELHEADS



716B1
1966-1969 UPSWEEP
HEADPIPES



730CA
1970-1984 UPSWEEP
GOOSE CUT DRAG PIPES



730CB
1970-1984 UPSWEEP
HEADPIPES



730C
1970-1984
UPSWEEP
HEADPIPES



730CE
1970-1984
UPSWEEP
HEADPIPES

1 3/4" UPSWEEPS FOR 1966-1984 SHOVELHEADS IN RIGID FRAMES

The rear pipes turn up to follow the bottom frame rail on rigid frames. Heat shields are recommended on all rear pipes.

3-PIECE UPSWEEPS WITH OVER-THE-TRANSMISSION REAR PIPES FOR 1966-1969 SHOVELHEADS

An inside-the-frame front 'squish' pipe, and an upsweep rear pipe blend traditional and Chopper looks. These pipe sets fit Shovelhead engines in rigid frames with kick or electric start. The rear pipe will clear an electric start wraparound oil tank, and a Paughco #718-9 mounting hardware kit is included with Paughco #'s 716BA, 716BS and 716BST pipe sets.

716B1 Headpipes ONLY for use with extensions or mufflers

716BA Goose Cut drag pipes (shown below on bike)

716BS Slash Cut drag pipes (not shown)

716BST Straight Cut drag pipes (not shown)

414B1R Rear heat shield for Paughco #'s 716B1, 716BA, 716BS and 716BST pipe sets (not shown)

UPSWEEPS WITH OVER-THE-TRANSMISSION REAR PIPES FOR 1970-1984 SHOVELHEADS

These pipe sets fit Shovelhead engines in rigid frames with kick or electric start. The rear pipe will clear an electric start wraparound oil tank, and a Paughco #718-9 mounting hardware kit is included with Paughco #'s 730CA, 730CS and 730CST pipe sets.

730CA Goose Cut drag pipes

730CB Headpipes ONLY for use with extensions or mufflers (won't work with Fishtails)

730CS Slash Cut drag pipes (not shown)

730CST Straight Cut drag pipes (not shown)

430F Front heat shield (not shown)

414B1R Rear heat shield (not shown)

UPSWEEP HEADPIPES FOR 1970-1984 SHOVELHEADS

730C Headpipes ONLY for use with extensions or mufflers. Kickstart ONLY. Will not fit with mechanical brakes

730CE Headpipes ONLY for use with extensions or mufflers. Kick and electric start. Will not fit with mechanical brakes. Use with an electric start wraparound oil tank

430F Front heat shield (not shown)

415BR Rear heat shield for Paughco #730C pipe set (not shown)

416BER Rear heat shield for Paughco #730CE pipe set (not shown)

HEAT SHIELD PHOTOS CAN BE
SEEN ON PAGES 349-353



**716BA UPSWEEP
GOOSE CUT DRAG PIPES**



SHOTGUN 'S' PIPES FOR 1966-1969 RIGID SHOVELHEADS

TRIKE
KITS

SPRINGERS
& FORKS

HANDLEBARS
& RISERS

LIGHTING

FRAMES &
ACCESSORIES

WHEELS
& BRAKES

GAS & OIL
TANKS

SHEET
METAL

ENGINE &
ELECTRICAL

PRIMARY &
DRIVETRAIN

FOOT
CONTROLS

TRANSMISSION

EXHAUST


TOOLS &
GENERAL



713D40
40"-LONG SLASH CUT
DRAG PIPES



713DGM
38"-LONG GOOSE CUT



523-3

713DM
38"-LONG SLASH CUT

1 3/4" SHOTGUN 'S' PIPE SETS FOR 1966-1969 RIGID SHOVELHEADS

Choose from four 3-piece drag pipe and muffled exhaust systems for 1966–1969 Shovelhead engines in rigid frames with kickstart ONLY. They all have an inside-the-frame front 'squish' pipe for maximum ground clearance. All of these complete exhaust systems have slider channels, and a Paughco #523-3 hanger clamp is included with each set (except the drag pipes). Rear heat shields are recommended.

713D40 40"-long Slash Cut Shotgun drag pipes with slider channel on rear pipe

713DGM 38"-long Goose Cut muffer set

713DM 38"-long Slash Cut muffer set

713DTM 38"-long Tapered muffer set (shown below on bike)

523-3 Hanger clamp to mount 'S' pipe to frame rail on Paughco #'s 713DGM, 713DM and 713DTM pipe sets

411BR Rear heat shield for Paughco #713D series pipe sets (shown below on bike)

SPECIAL NOTES:

- 1) DRAG PIPES ARE NOT RECOMMENDED FOR USE ON THE STREET.
- 2) SEE PAGE 247 FOR P-CLAMPS AND FRAME RAIL CLAMPS TO INSTALL THESE PIPE SETS.
- 3) SEE PAGES 349-353 FOR PHOTOS OF THE HEAT SHIELDS FOR THESE PIPE SETS.



713DTM
38"-LONG TAPERED

SHOTGUNS FOR 1966-1969 SWINGARM FRAME SHOVELHEADS



724D1-40
40"-LONG SLASH CUT
DRAG PIPES



1 3/4" SHOTGUN EXHAUST SYSTEMS FOR 1966-1969 SWINGARM SHOVELHEADS

These complete exhaust systems and headpipes are intended for use on 1966-1969 Shovelhead engines in swingarm frames ONLY. Heat shields for the rear pipes are recommended.

EXHAUST SYSTEMS WITH SHOTGUN REAR PIPES

These sets fit kick and electric start models with a swing-out kicker, but will not work with the large FLH battery. Use a Paughco #718J bracket to mount the rear pipe.

- 724D1-40** 40"-long Slash Cut drag pipes
724D1GM 38"-long Goose Cut muffler set
724D1M 38"-long Slash Cut muffler set
724D1TM 38"-long Tapered muffler set
724D1MEG 38"-long Megaphone muffler set (shown below on bike)

718J Rear Shotgun pipe hanger bracket for all early and late model swingarm frames (bolts to the upper shock stud and the rear strut) shown below on bike

412D1R Rear heat shield for Paughco #724D1 series pipe sets (shown below on bike)

'CLOSE FIT' SHOTGUN HEADPIPES

For swingarm frames ONLY, but will not work with a large FLH battery. The front pipe tucks up tight under the floorboards for improved cornering clearance.

- 724D1** 24"-long headpipes for tail pipe extensions or universal mufflers
412D1R Rear heat shield for Paughco #724D1 series pipe sets (shown below on bike)

724D1GM
38"-LONG GOOSE CUT



724D1M
38"-LONG SLASH CUT



724D1TM
38"-LONG TAPERED



718J

724D1
24"-LONG 'CLOSE FIT'
SHOTGUN HEADPIPES



SPECIAL NOTES:

- 1) DRAG PIPES ARE NOT RECOMMENDED FOR USE ON THE STREET.
- 2) THESE PIPES HAVE LESS GROUND CLEARANCE THAN ORIGINAL EQUIPMENT AND MAY SCRAPE ON HARD RIGHT HAND TURNS. DO NOT USE THESE PIPES UNLESS THE FRONT END IS EXTENDED AT LEAST 4" LONGER THAN STOCK OR SERIOUS INJURY MAY RESULT.

3) SEE PAGE 247 FOR P-CLAMPS AND FRAME RAIL CLAMPS TO INSTALL THESE PIPE SETS.

4) SEE PAGES 349-353 FOR PHOTOS OF THE HEAT SHIELDS FOR THESE PIPE SETS.



724D1MEG
38"-LONG MEGAPHONE




SHOTGUN 'S' PIPES FOR 1966-1969 SWINGARM SHOVELHEADS

713D1-40
40"-LONG SLASH CUT
DRAG PIPES



718J



713D1GM
38"-LONG GOOSE CUT



523-3

713D1M
38"-LONG SLASH CUT



713D1TM
38"-LONG TAPERED



1 3/4" SHOTGUN 'S' PIPE SETS FOR 1966-1969 SWINGARM SHOVELHEADS


Choose from four 3-piece drag pipe and muffled exhaust systems for 1966-1969 Shovelhead engines in swingarm frames with kick or electric start ONLY, and a swing-out kick arm. They will not fit with the large FLH battery, and all have an inside-the-frame front 'squish' pipe for maximum ground clearance. All of these complete exhaust systems have slider channels, and a Paughco #523-3 hanger clamp is included with each set (except the drag pipes). Use a Paughco #718J bracket to mount the rear pipe. A heat shield is also recommended for the rear pipes.

- 713D1-40** 40"-long Slash Cut drag pipes
- 713D1GM** 38"-long Goose Cut muffled set
- 713D1M** 38"-long Slash Cut muffled set
- 713D1TM** 38"-long Tapered muffled set
- 523-3** Hanger clamp to mount 'S' pipe to frame rail on Paughco #'s 713D1GM, 713D1M and 713D1TM pipe sets
- 718J** Rear Shotgun pipe hanger bracket for all early and late model swingarm frames (bolts to the upper shock stud and the rear strut) shown below on bike
- 412D1R** Rear heat shield for Paughco #713D1 series pipes (shown on bike)

HEAT SHIELD PHOTOS CAN BE SEEN ON PAGES 349-353

SPECIAL NOTES:

1) DRAG PIPES ARE NOT RECOMMENDED FOR USE ON THE STREET.



713D1-40
40"-LONG SLASH CUT DRAG PIPES

- TRIKE KITS
- SPRINGERS & FORKS
- HANDLEBARS & RISERS
- LIGHTING
- FRAMES & ACCESSORIES
- WHEELS & BRAKES
- GAS & OIL TANKS
- SHEET METAL
- ENGINE & ELECTRICAL
- PRIMARY & DRIVETRAIN
- FOOT CONTROLS
- TRANSMISSION
- EXHAUST
- TOOLS & GENERAL

OVER-THE-TRANSMISSION 'S' PIPES FOR EARLY SHOVELHEADS



1 3/4" OVER-THE-TRANSMISSION 'S' PIPE STAGGERED DUALS FOR 1966-1969 SHOVELHEADS

These 3-piece complete exhaust systems feature an inside-the-frame front 'squish' pipe, and an over-the-transmission rear pipe to blend nostalgic and contemporary looks on your generator Shovelhead. They fit rigid and swingarm frames with kickstart ONLY, but will not work with the large FLH battery. The muffler sets have slider channels on the front and rear pipes, and the drag pipes have one on the rear pipe only. A Paughco #523-3 mounting clamp is included with all sets (except the drag pipes), and a heat shield is recommended for all of the rear pipes.

713-40 40"-long Slash Cut drag pipes

713GM 38"-long Goose Cut muffler set

713M 38"-long Slash Cut muffler set (shown below on bike)

713TM 38"-long Tapered muffler set

523-3 Hanger clamp to install 'S' pipe to frame rail on Paughco #'s 713GM, 713M and 713TM pipe sets


424CR Rear heat shield for Paughco #'s 713-40, 713GM, 713M and 713TM pipe sets (shown below on bike)



713-40
40"-LONG
SLASH CUT
DRAG PIPES



523-3



713GM
38"-LONG
GOOSE CUT



713TM
38"-LONG
TAPERED

SPECIAL NOTES:

- 1) DRAG PIPES ARE NOT RECOMMENDED FOR USE ON THE STREET.
- 2) SEE PAGE 247 FOR P-CLAMPS AND FRAME RAIL CLAMPS TO INSTALL THESE PIPE SETS.
- 3) SEE PAGES 349-353 FOR PHOTOS OF THE HEAT SHIELDS FOR THESE PIPE SETS.



713M
38"-LONG SLASH CUT



PIPE SETS FOR LATE SHOVELHEADS WITH S.T.D. HEADS

730-40STD
40"-LONG SLASH CUT
OVER-THE-TRANSMISSION
DRAG PIPES



730D40STD
40"-LONG SLASH CUT
SHOTGUN DRAG PIPES



730D1-40STD
40"-LONG SLASH CUT
SHOTGUN DRAG PIPES



718J

730E40STD
40"-LONG SLASH CUT
DRAG PIPES



718B



1 3/4" DRAG PIPES FOR 1970-1984 SHOVELHEAD ENGINES WITH S.T.D. CYLINDER HEADS

These 40"-long Slash Cut drag pipes are specifically intended for use on Shovelhead engines with S.T.D. cylinder heads in rigid or swingarm frames. Because of the unique 3-bolt exhaust flange incorporated into the S.T.D. heads, they require special exhaust systems. We have taken some of our most popular drag pipes and modified them accordingly, and then put slider channels on them to ease installation. Heat shields for the rear pipes are highly recommended.

730-40STD Staggered dual drag pipes with an over-the-transmission rear pipe for all 4-speed FX swingarm frames with kickstart ONLY. Will not fit with the FXE battery

730D40STD Shotgun drag pipes for rigid frames with hydraulic brakes and kickstart ONLY

730D1-40STD Shotgun drag pipes for swingarm frames with kick or electric start and swing-out kicker arm. Clears the rear shock and the FXE battery box. Use a Paughco #718J hanger bracket to install the rear pipe

730E40STD Staggered dual drag pipes for all 4-speed FX swingarm frames with kick or electric start and a swing-out kicker arm. Use a Paughco #718B bracket to install this pipe set

718J Hanger bracket for the Shotgun rear pipe on a Paughco #730D1-40STD pipe set

718B Hanger bracket for the front and rear pipe on a Paughco #730E40STD pipe set

HEAT SHIELDS

The use of heat shields is highly recommended.

430F Front heat shield for #730-series S.T.D. pipe sets (not shown)

424CR Fits Paughco #730-40STD rear pipe (not shown)

411BR Fits Paughco #730D40STD Shotgun rear pipe (not shown)

412D1R Fits Paughco #730D1-40STD Shotgun rear pipe (not shown)

430ER Fits Paughco #730E40STD rear pipe (not shown)

SPECIAL NOTES:

- 1) DRAG PIPES ARE NOT RECOMMENDED FOR USE ON THE STREET.
- 2) SEE PAGE 247 FOR P-CLAMPS AND FRAME RAIL CLAMPS TO INSTALL THESE PIPE SETS.
- 3) SEE PAGES 349-353 FOR PHOTOS OF THE HEAT SHIELDS FOR THESE PIPE SETS.

TRIKE
KITS

SPRINGERS
& FORKS

HANDLEBARS
& RISERS

LIGHTING

FRAMES &
ACCESSORIES

WHEELS
& BRAKES

GAS & OIL
TANKS

SHEET
METAL

ENGINE &
ELECTRICAL

PRIMARY &
DRIVETRAIN

FOOT
CONTROLS

TRANSMISSION

EXHAUST

TOOLS &
GENERAL

OVER-THE-TRANSMISSION PIPE SETS FOR LATE SHOVELHEADS



730
34"-LONG SLASH CUT
DRAG PIPES



730A
34"-LONG GOOSE CUT
DRAG PIPES



1 3/4" OVER-THE-TRANSMISSION EXHAUST SYSTEMS FOR 1971-1984 SWINGARM FX MODELS

Kickstart ONLY. Will not work with the FXE battery. A heat shield for the rear pipe is highly recommended.

- 730** 34"-long Slash Cut drag pipes (use Paughco #725D clamps to install)
- 730A** 34"-long Goose Cut drag pipes (use Paughco #725D clamps to install)
- 730-40** 40"-long Slash Cut drag pipes with slider channels (use Paughco #725D clamps to install) shown below on bike
- 730MEG** 38"-long Megaphone muffler set with slider channels
- 430F** Front heat shield for Paughco #730 series pipe sets (not shown)
- 424CR** Rear heat shield for Paughco #730 series pipe sets (not shown)

2-INTO-1 HEADPIPE SET

Designed after the Original Equipment factory header fitted to many 70's kickstart FX models. Accepts many of our Paughco slip-on mufflers. Requires 5/16"-18 sockethead screws for installation instead of the regular exhaust studs.

- 733CK** One-piece headpipe set
- 430F** Front heat shield (not shown)
- 625-11** Lower front shield (not shown)

733CK
2-INTO-1 OEM STYLE
HEADPIPES

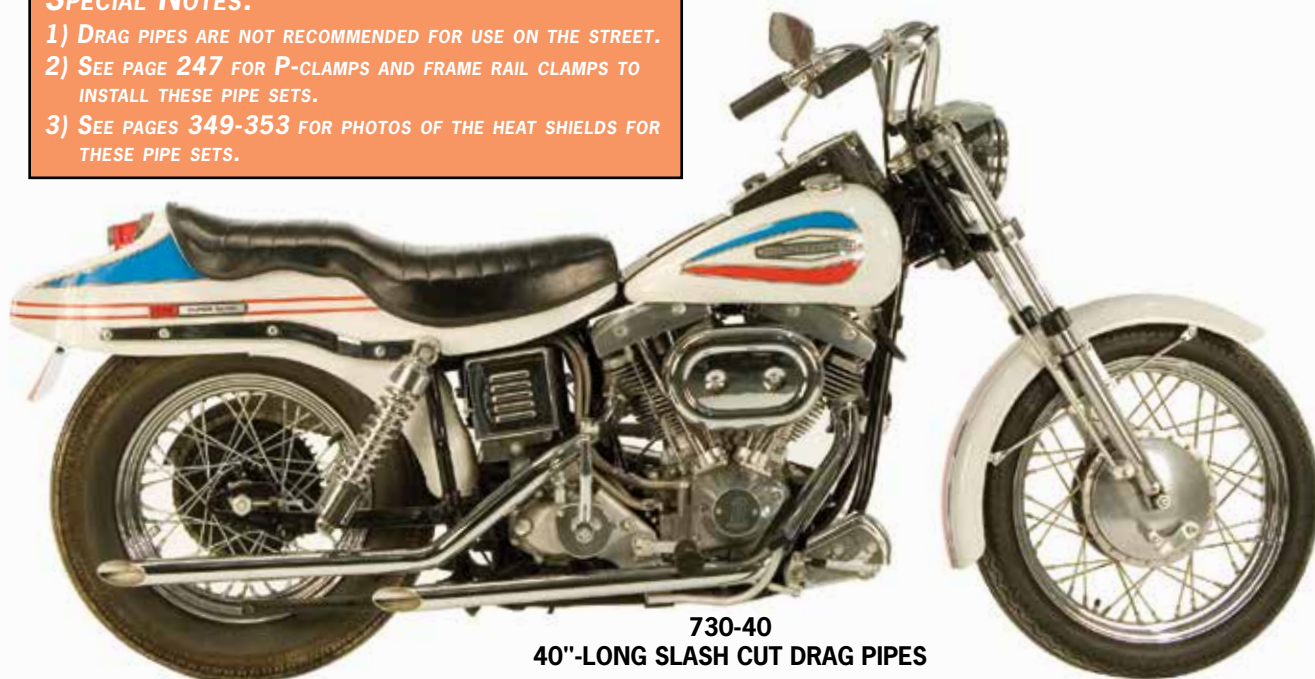


730MEG
38"-LONG
MEGAPHONES



SPECIAL NOTES:

- 1) DRAG PIPES ARE NOT RECOMMENDED FOR USE ON THE STREET.
- 2) SEE PAGE 247 FOR P-CLAMPS AND FRAME RAIL CLAMPS TO INSTALL THESE PIPE SETS.
- 3) SEE PAGES 349-353 FOR PHOTOS OF THE HEAT SHIELDS FOR THESE PIPE SETS.



730-40
40"-LONG SLASH CUT DRAG PIPES

OVER-THE-TRANSMISSION PIPE SETS FOR LATE SHOVELHEADS

TRIKE
KITS

SPRINGERS
& FORKS

HANDLEBARS
& RISERS

LIGHTING

FRAMES &
ACCESSORIES

WHEELS
& BRAKES

GAS & OIL
TANKS

SHEET
METAL

ENGINE &
ELECTRICAL


PRIMARY &
DRIVETRAIN

FOOT
CONTROLS


TRANSMISSION

EXHAUST


TOOLS &
GENERAL



730M
38"-LONG SLASH CUT



730TM
38"-LONG TAPERED



730-2M
38"-LONG
SUPER SLASH CUT

1 3/4" OVER-THE-TRANSMISSION EXHAUST SYSTEMS FOR 1971-1984 SWINGARM FX MODELS

Kickstart ONLY. Will not work with the FXE battery. Mufflers have slider channels to ease installation. A heat shield for the rear pipe is highly recommended.

- 730GM** 38"-long Goose Cut muffler set (shown below on bike)
- 730M** 38"-long Slash Cut muffler set
- 730TM** 38"-long Tapered muffler set
- 730-2M** 38"-long Super Slash Cuts
- 424CR** Rear heat shield for Paughco #730 series pipes (shown below on bike)
- 430F** Front heat shield for Paughco #730 series pipes (shown below on bike)

SPECIAL NOTES:

- 1) SEE PAGE 247 FOR P-CLAMPS AND FRAME RAIL CLAMPS TO INSTALL THESE PIPE SETS.
- 2) SEE PAGES 349-353 FOR PHOTOS OF THE HEAT SHIELDS FOR THESE PIPE SETS.



730GM
38"-LONG GOOSE CUT

SHOTGUNS FOR 1970-1984 RIGID FRAME SHOVELHEADS



1 3/4" SHOTGUN EXHAUST SYSTEMS FOR 1970-1984 SHOVELHEAD ENGINES IN RIGID FRAMES

Designed for use on 1970-1984 Shovelhead engines in rigid frames with kickstart and hydraulic brakes ONLY. They all have slider channels to ease installation (except the 34"-long drag pipes). A heat shield is recommended for the rear pipe.

730D34 34"-long Slash Cut drag pipes (use Paughco #725D clamps to install)

730D40 40"-long Slash Cut drag pipes

730DE40 40"-long Slash Cut drag pipes. Use with electric start wrap around oil tank (not shown)

730DGM 38"-long Goose Cut muffler set

730DM 38"-long Slash Cut muffler set

730DTM 38"-long Tapered muffler set

730D2M 38"-long Super Slash Cut muffler set

730DMEG 38"-long Megaphone muffler set

430F Front heat shield for Paughco #730D series pipe sets (not shown)

411BR Rear heat shield for Paughco #730D series pipe sets (except Paughco #730DE40) not shown

411BER Rear heat shield for Paughco #730DE40 pipe set (not shown)


SPECIAL NOTES:

- 1) DRAG PIPES ARE NOT RECOMMENDED FOR USE ON THE STREET.
- 2) SEE PAGE 247 FOR P-CLAMPS AND FRAME RAIL CLAMPS TO INSTALL THESE PIPE SETS.
- 3) SEE PAGES 349-353 FOR PHOTOS OF THE HEAT SHIELDS FOR THESE PIPE SETS.


730D34
34"-LONG SLASH CUT
DRAG PIPES



730D40
40"-LONG SLASH CUT
DRAG PIPES




730DM
38"-LONG SLASH CUT



730D2M
38"-LONG SUPER SLASH CUT




730DMEG
38"-LONG MEGAPHONE



730DGM
38"-LONG GOOSE CUT



730DTM
38"-LONG TAPERED



SHOTGUNS FOR 1970-1984 SWINGARM FRAME SHOVELHEADS

TRIKE
KITS

SPRINGERS
& FORKS

HANDLEBARS
& RISERS

LIGHTING

FRAMES &
ACCESSORIES

WHEELS
& BRAKES

GAS & OIL
TANKS

SHEET
METAL

ENGINE &
ELECTRICAL

PRIMARY &
DRIVETRAIN

FOOT
CONTROLS

TRANSMISSION


EXHAUST

TOOLS &
GENERAL


730D1-40
40"-LONG SLASH CUT
DRAG PIPES



718J



730D1M
38"-LONG SLASH CUT



1 3/4" SHOTGUN EXHAUST SYSTEMS FOR 1970-1984 SHOVELHEAD ENGINES IN SWINGARM FRAMES

These pipe sets are for swingarm frames with kick or electric start and swing-out kicker arm ONLY. They are all equipped with slider channels so that you can use a Paughco #718B-1 (sold separately) to mount the front pipe and a Paughco #718J (sold separately) hanger bracket to mount the rear pipe so that they will clear the shock and FXE battery box. A heat shield for the rear pipe is highly recommended.

730D1-40 40"-long Slash Cut drag pipes

730D1M 38"-long Slash Cut muffler set

730D1GM 38"-long Goose Cut muffler set

730D1TM 38"-long Tapered muffler set

730D1MEG 38"-long Megaphone muffler set

718B-1 Hanger bracket for the front pipe on Paughco #730D1 series pipe sets (shown below on bike)

718J Hanger bracket for the rear pipe on Paughco #730D1 series pipe sets (shown below on bike)

430F Front heat shield for Paughco #730D1 series pipe sets (shown below on bike)

412D1R Rear heat shield for Paughco #730D1 series pipe sets (shown below on bike)

730D1MEG
38"-LONG MEGAPHONE



SPECIAL NOTES:

- 1) DRAG PIPES ARE NOT RECOMMENDED FOR USE ON THE STREET.
- 2) SEE PAGES 349-353 FOR PHOTOS OF THE HEAT SHIELDS FOR THESE PIPE SETS.

730D1GM
38"-LONG GOOSE CUT



730D1TM
38"-LONG TAPERED



730D1-40
40"-LONG SLASH CUT DRAG PIPES

DRAG PIPES FOR 1971-1984 SHOVELHEAD FX MODELS



730E
34"-LONG SLASH CUT
DRAG PIPES



730EA
34"-LONG GOOSE CUT
DRAG PIPES



STAGGERED DUAL DRAG PIPES FOR SWINGARM FRAME FX MODELS

These drag pipe sets were designed for Shovelhead 4-speed FX models with kick or electric start and a swing-out kicker arm. The 40"-long drag pipes are equipped with slider channels so that you can use a Paughco #718B hanger bracket (sold separately) for a clean installation. Heat shields for the front and rear pipes are highly recommended.

2"-DIAMETER DRAG PIPES

730E2IN40 40"-long Slash Cut drag pipes (use a Paughco #718B hanger bracket to install) not shown

1 3/4"-DIAMETER DRAG PIPES

730E 34"-long Slash Cut drag pipes (use Paughco #725D clamps to install)

730EA 34"-long Goose cut drag pipes (use Paughco #725D clamps to install)

730E40 40"-long Slash Cut drag pipes with slider channels (use a Paughco #718B hanger bracket to install)

730EA40 40"-long Goose Cut drag pipes with slider channels (use a Paughco #718B hanger bracket to install) not shown

430F Front heat shield for Paughco #730E series pipe sets (shown below on bike)

430ER Rear heat shield for Paughco #730E series pipe sets (shown below on bike)

718B Hanger bracket for Paughco #730E series pipe sets

718B



730E40
40"-LONG SLASH CUT
DRAG PIPES



SPECIAL NOTES:

- 1) DRAG PIPES ARE NOT RECOMMENDED FOR USE ON THE STREET.
- 2) SEE PAGE 247 FOR P-CLAMPS AND FRAME RAIL CLAMPS TO INSTALL THESE PIPE SETS.

HEAT SHIELD PHOTOS CAN BE
SEEN ON PAGES 349-353



730E40
40"-LONG SLASH CUT DRAG PIPES



EXHAUST SYSTEMS FOR 1971-1984 SHOVELHEAD FX MODELS

TRIKE
KITS

SPRINGERS
& FORKS

HANDLEBARS
& RISERS

LIGHTING

FRAMES &
ACCESSORIES

WHEELS
& BRAKES

GAS & OIL
TANKS

SHEET
METAL

ENGINE &
ELECTRICAL

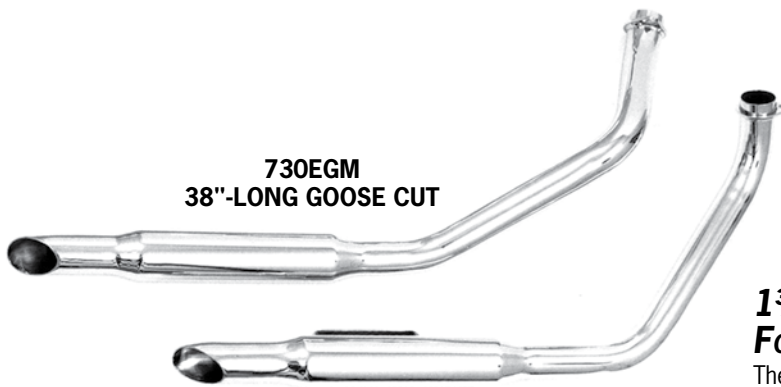
PRIMARY &
DRIVETRAIN

FOOT
CONTROLS


TRANSMISSION

EXHAUST

TOOLS &
GENERAL



730EGM
38''-LONG GOOSE CUT



730EM
38''-LONG SLASH CUT



730E2M
38''-LONG SUPER SLASH CUT



730EMEG
38''-LONG MEGAPHONE

718B

1 3/4" STAGGERED DUAL EXHAUST SYSTEMS FOR SWINGARM FRAME FX MODELS

These complete systems were designed for Shovelhead 4-speed FX models with kick or electric start and a swing-out kicker arm. There are 5 different styles to choose from that are all equipped with slider channels, and include a Paughco #718B hanger bracket for a clean installation. Heat shields for the front and rear pipes are recommended.

- 730EGM** 38"-long Goose Cut muffler set
- 730EM** 38"-long Slash Cut muffler set
- 730E2M** 38"-long Super Slash Cuts
- 730ETM** 38"-long Tapered muffler set
- 730EMEG** 38"-long Megaphone muffler set (shown below on bike)
- 430F** Front heat shield for Paughco #730E series pipe sets (not shown)
- 430ER** Rear heat shield for Paughco #730E series pipe sets (not shown)
- 718B** Replacement hanger bracket for Paughco #730E series pipe sets



730ETM
38''-LONG TAPERED

HEAT SHIELD PHOTOS CAN BE SEEN ON PAGES 349-353

DRAG PIPES FOR 1982-1983 SHOVELHEAD FXR MODELS



732
34"-LONG SLASH CUT
DRAG PIPES



SPECIAL NOTES:

- 1) DRAG PIPES ARE NOT RECOMMENDED FOR USE ON THE STREET.
- 2) SEE PAGE 247 FOR FRAME RAIL AND P-CLAMPS TO INSTALL THESE PIPE SETS.

1 3/4" STAGGERED DUAL DRAG PIPES FOR 1982-1983 SHOVELHEAD FXR MODELS

These drag pipe sets were designed specifically for the first Shovelhead-powered FXR and FXRS rubbermount models. Heat shields for the front and rear pipes are highly recommended.

732 34"-long Slash Cut drag pipes (use Paughco #725D clamps to install)

732A 34"-long Goose Cut drag pipes (use Paughco #725D clamps to install)

732-40 40"-long Slash Cut drag pipes with slider channels (bolts to the stock hanger bracket)

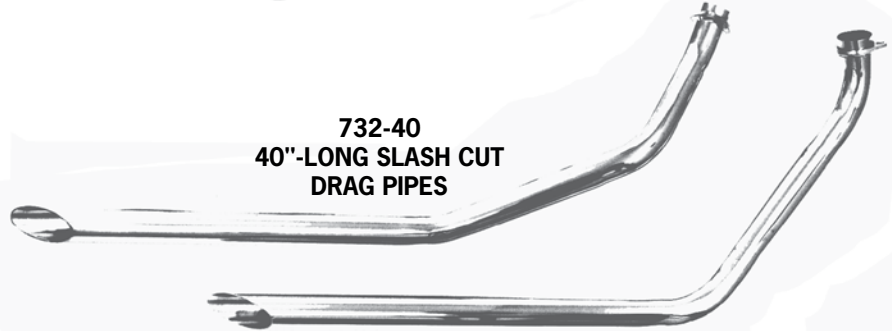
430F Front heat shield for Paughco #732 series pipe sets (not shown)

432R Rear heat shield for Paughco #732 series pipe sets (not shown)

732A
34"-LONG GOOSE CUT
DRAG PIPES



732-40
40"-LONG SLASH CUT
DRAG PIPES



HEAT SHIELD PHOTOS CAN BE SEEN ON PAGES 349-353



732-40
40"-LONG SLASH CUT DRAG PIPES



EXHAUST SYSTEMS FOR 1982-1983 SHOVELHEAD FXR MODELS

TRIKE
KITS

SPRINGERS
& FORKS

HANDLEBARS
& RISERS

LIGHTING

FRAMES &
ACCESSORIES

WHEELS
& BRAKES

GAS & OIL
TANKS

SHEET
METAL

ENGINE &
ELECTRICAL

PRIMARY &
DRIVETRAIN

FOOT
CONTROLS

TRANSMISSION

EXHAUST

TOOLS &
GENERAL



732GM
38''-LONG GOOSE CUT

1 3/4" STAGGERED DUALS AND HEADPIPE SET FOR 1982-1983 SHOVELHEAD FXR MODELS

These complete exhaust systems were designed specifically for the first Shovelhead-powered FXR and FXRS rubbermount models. They all have slider channels on the mufflers so they can be bolted to the stock HD hanger bracket. Heat shields for the front and rear pipes are recommended.

732GM 38"-long Goose Cut muffler set

732M 38"-long Slash Cut muffler set

732TM 38"-long Tapered muffler set

732-2M 38"-long Super Slash Cuts

430F Front heat shield for Paughco #732 series pipe sets (not shown)

432R Rear heat shield for Paughco #732 series pipe sets (not shown)


2-INTO-1 HEADPIPE SET

733C1 Headpipes ONLY for use with a tail pipe extension or universal muffler

430F Front heat shield for Paughco #733C1 pipe set (not shown)

433C1F Low front heat shield for Paughco #733C1 pipe set (not shown)

433C1R Rear heat shield for Paughco #733C1 pipe set (not shown)



732M
38''-LONG SLASH CUT




732TM
38''-LONG TAPERED



733C1
2-INTO-1
HEADPIPES

HEAT SHIELD PHOTOS CAN BE
SEEN ON PAGES 349-353



732-2M
38''-LONG SUPER SLASH CUT


EXHAUST SYSTEMS FOR 1970-1984 SHOVELHEAD FL MODELS



733GM
38"-LONG GOOSE CUT



733M
38"-LONG SLASH CUT



733TM
38"-LONG TAPERED



718E



1 3/4" STAGGERED DUALS FOR 1970-1984 ELECTRIC START 4-SPEED FL MODELS

Intended for use on Shovelhead-powered FL models with electric start ONLY.

'SHORTY' STAGGERED DUALS

These systems will clear the HD factory highway bars, and the mufflers all have slider channels that line up with the included Paughco #718E hanger bracket.

733GM 38"-long Goose Cut muffler set

733M 38"-long Slash Cut muffler set

733TM 38"-long Tapered muffler set

718E Replacement hanger bracket for Paughco #733 series pipe sets

430F Front heat shield for Paughco #733 series pipe sets (not shown)

433R Rear heat shield for Paughco #733 series pipe sets (not shown)

CUSTOM 'LONG' STAGGERED DUALS

This complete exhaust system was designed to fit between the HD factory highway bar and the saddlebag, for a clean, parallel pipe installation. It has slider channels on the mufflers that line up perfectly with the included Paughco #718E-2 hanger bracket.

733-2TM 52"-long Tapered muffler set (shown below on bike)

718E-2 Replacement hanger bracket for Paughco #733-2TM pipe set (not shown)

430F Front heat shield (not shown)

433-1R Rear heat shield (not shown)

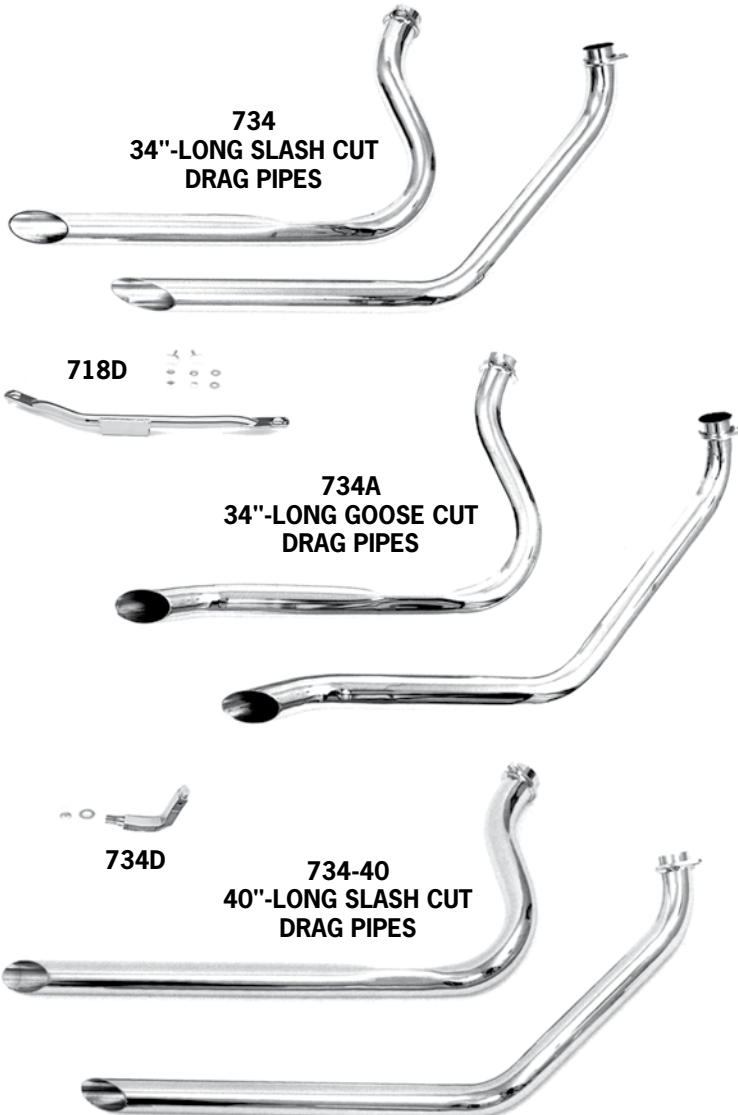
HEAT SHIELD PHOTOS CAN BE SEEN ON PAGES 349-353



733-2TM
52"-LONG TAPERED



DRAG PIPES FOR 1970-1984 SHOVELHEAD FL MODELS



1 3/4" STAGGERED DUAL DRAG PIPES FOR 1970-1984 SHOVELHEAD FL MODELS WITH KICK OR ELECTRIC START

Intended for use on Shovelhead-powered 4-speed FL models with kick or electric start. They clear the HD factory highway bars, but the right-side floorboard must be moved for pipe clearance (use a Paughco #734D floorboard bracket).

734 34"-long Slash Cut drag pipes (use Paughco #725D clamps to mount)

734A 34"-long Goose Cut drag pipes (use Paughco #725D clamps to mount)

734-40 40"-long Slash Cut drag pipes with slider channels (use a Paughco #718D hanger bracket to mount)

734A40 40"-long Goose Cut drag pipes with slider channels (use a Paughco #718D hanger bracket to mount) shown below on bike

718D Hanger bracket for Paughco #'s 734-40 and 734A40 pipe sets

734D Floorboard adapter for Paughco #734 series pipe sets

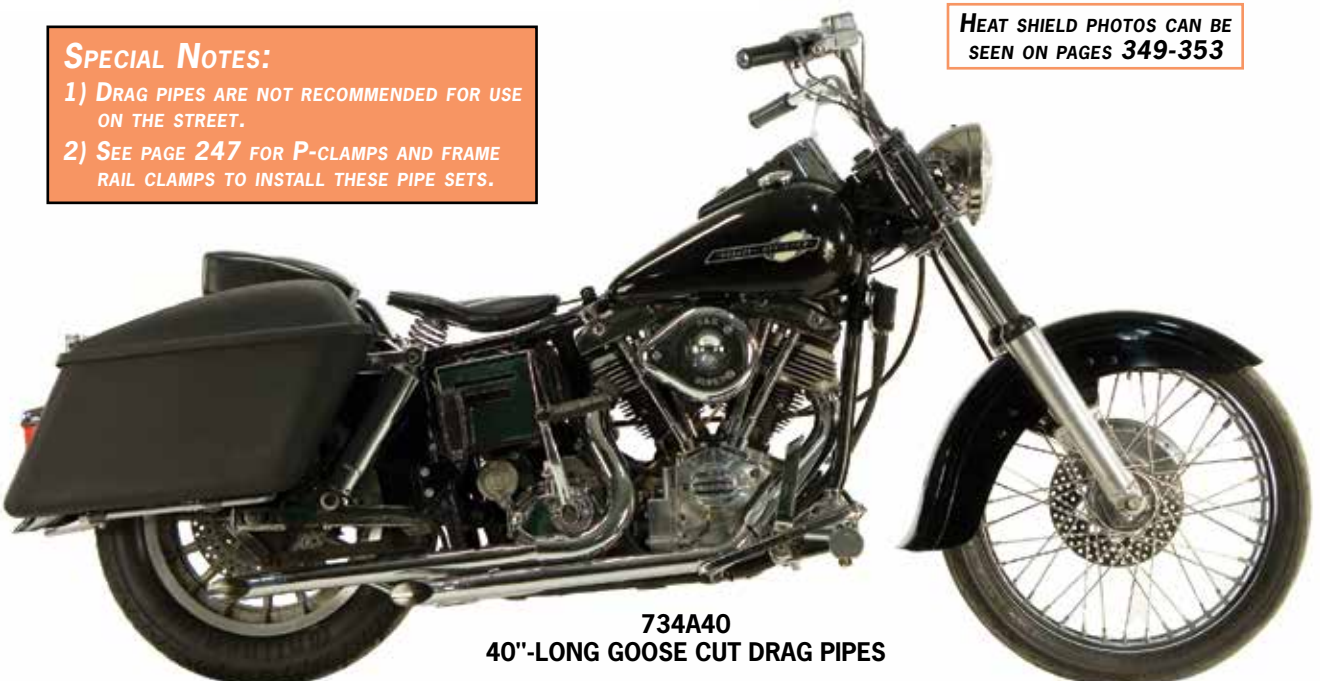
430F Front heat shield for Paughco #734 series pipes (shown below on bike)

422-1R Rear heat shield for Paughco #734 series rear pipe (shown below on bike)

SPECIAL NOTES:



- 1) DRAG PIPES ARE NOT RECOMMENDED FOR USE ON THE STREET.
- 2) SEE PAGE 247 FOR P-CLAMPS AND FRAME RAIL CLAMPS TO INSTALL THESE PIPE SETS.

HEAT SHIELD PHOTOS CAN BE SEEN ON PAGES 349-353



734A40
40"-LONG GOOSE CUT DRAG PIPES

EXHAUST SYSTEMS FOR 1970-1984 SHOVELHEAD FL MODELS



1 3/4" STAGGERED DUALS FOR 1970-1984 4-SPEED FL MODELS WITH KICK OR ELECTRIC START

Intended for use on Shovelhead-powered 4-speed FL models with kick or electric start. They clear the HD factory highway bars, but the right-side floorboard must be moved with the included Paughco #734D floorboard adapter. All of these exhaust systems have slider channels, and a Paughco #718D hanger bracket is included to ease installation. Heat shields for the front and rear pipes are recommended.

- 734GM** 38"-long Goose Cut muffler set
- 734M** 38"-long Slash Cut muffler set
- 734TM** 38"-long Tapered muffler set
- 734MEG** 38"-long Megaphone muffler set
- 734-2M** 38"-long Super Slash Cuts (shown below on bike)
- 734D** Replacement floorboard adapter for Paughco #734 series pipe sets
- 718D** Replacement hanger bracket for Paughco #734 series pipe sets
- 430F** Front heat shield for Paughco #734 series pipe sets (shown below on bike)
- 422-1R** Rear heat shield for Paughco #734 series pipe sets (shown below on bike)

HEAT SHIELD PHOTOS CAN BE SEEN ON PAGES 349-353



EXHAUST SYSTEMS FOR 1970-1984 SHOVELHEAD FL MODELS

SPECIAL NOTES:

1) DRAG PIPES ARE NOT RECOMMENDED FOR USE ON THE STREET.



718E-1

733-1M
44"-LONG SLASH CUT



733-12M
44"-LONG SUPER SLASH CUT

1 3/4" 'MID-LENGTH' STAGGERED DUALS FOR 1970-1984 ELECTRIC START FL MODELS

These complete exhaust systems are intended for use on Shovelhead-powered 4-speed FL models with electric start ONLY, and the rear pipe is designed to fit between the HD factory highway bar and the saddlebag, for a clean, parallel pipe installation. They all have slider channels that line up perfectly with the included Paughco #718E-1 hanger bracket. Heat shields are highly recommended.

733-1-40 40"-long Slash Cut drag pipes (shown below on bike)

733-1A40 40"-long Goose Cut drag pipes (not shown)

733-1M 44"-long Slash Cut muffler set

733-12M 44"-long Super Slash Cuts

718E-1 Replacement hanger bracket for #733-1 series pipe sets

430F Front heat shield for Paughco #733-1 series pipe sets

433-1R Rear heat shield for Paughco #733-1 series pipe sets



733-1-40
40"-LONG SLASH CUT DRAG PIPES

TRIKE
KITS

UPSWEEPS FOR 1966-1984 SWINGARM SHOVELHEADS

SPRINGERS
& FORKS

**724D2
UPSWEEPS FOR 1966-1969
SWINGARM SHOVELHEADS**

HANDLEBARS
& RISERS

1 3/4" UPSWEEPS FOR 1966-1984 SWINGARM FRAMED SHOVELHEADS



718J2

Both of these upsweep headpipe sets will fit with FXE battery boxes, and they come with Paughco #'s 718J and 718J2 mounting hardware. Paughco #'s 725-1 and 725-2 pipe clamps are available for use with the #718J2 hanger strap. Complete your exhaust system by combining these headpipes with tailpipe extensions or universal mufflers. Heat shields are highly recommended.

LIGHTING

FRAMES &
ACCESSORIES

724D2 'S' pipe headpipes for 1966-1969 Shovelhead engines in swingarm frames

730D2 Upsweep headpipes for 1970-1984 Shovelhead engines in swingarm frames (shown below on bike)

430F Front heat shield for Paughco #730D2 pipe set (shown below on bike)

421D2R Rear heat shield for Paughco #'s 724D2 and 730D2 pipe sets (shown below on bike)

WHEELS
& BRAKES

718J Replacement mounting bracket for Paughco #'s 724D2 and 730D2 pipe sets

718J2 Replacement hanger strap for Paughco #718J mounting bracket

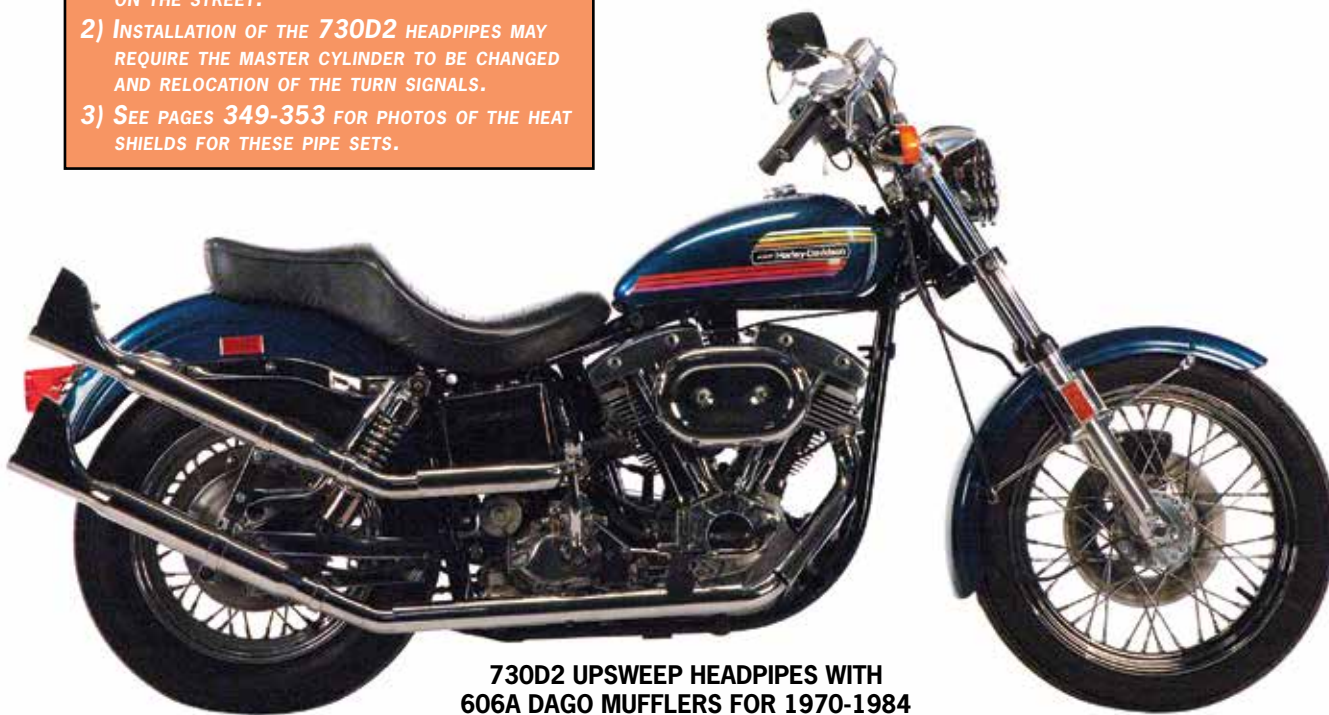
GAS & OIL
TANKS

SPECIAL NOTES:

- 1) STRAIGHT PIPES ARE NOT RECOMMENDED FOR USE ON THE STREET.
- 2) INSTALLATION OF THE 730D2 HEADPIPES MAY REQUIRE THE MASTER CYLINDER TO BE CHANGED AND RELOCATION OF THE TURN SIGNALS.
- 3) SEE PAGES 349-353 FOR PHOTOS OF THE HEAT SHIELDS FOR THESE PIPE SETS.

SHEET
METALENGINE &
ELECTRICALPRIMARY &
DRIVETRAINFOOT
CONTROLS

TRANSMISSION



**730D2 UPSWEEP HEADPIPES WITH
606A DAGO MUFFLERS FOR 1970-1984
SWINGARM SHOVELHEADS**

EXHAUST

TOOLS &
GENERAL

'S' PIPE CROSSOVER SYSTEMS FOR 1966-1969 FL MODELS



**735C
SINGLE CROSSOVER
FOR KICKSTART ONLY**

725E



**735-2
DUAL CROSSOVER FOR
SWINGARM FRAMES**

1 3/4" SINGLE AND DUAL CROSSOVERS FOR 1966-1969 SHOVELHEADS IN RIGID OR SWINGARM FRAMES

Three different crossover systems that feature front 'squish' pipes for 1966-1969 Shovelhead engines in rigid or swingarm frames. Complete your exhaust system by combining these headpipes with tailpipe extensions or universal mufflers. Heat shields are recommended.

CROSSOVERS FOR RIGID OR SWINGARM FRAMES

This system is for use on kickstart models ONLY.

735C 3-piece single crossover (includes a Paughco #725E mounting bracket)

CROSSOVERS FOR SWINGARM FRAMES ONLY

These systems will work on models with kick or electric start.

735E 3-piece single crossover (includes a Paughco #725L mounting bracket) shown below on bike

735-2 4-piece crossover duals

HEAT SHIELDS

435B Fits Paughco #735C rear pipe (not shown)

435D Fits Paughco #735E rear pipe and #735-2 crossover (shown below on bike)

413CR Fits Paughco #735-2 rear pipe when fitted with hydraulic brakes (not shown)

425-1 Fits Paughco #735-2 crossover (not shown)

435ES Snail heat shield for the right side rear cylinder on Paughco #'s 735C and 735E (shown below on bike)

HEAT SHIELD PHOTOS CAN BE SEEN ON PAGES 349-353



**735E
3-PIECE SINGLE CROSSOVER
FOR SWINGARM FRAMES
WITH 614 ROCKET MUFFLERS**



CROSSOVER SYSTEMS FOR 1970-1984 FL MODELS



**733C
2-INTO-1
HEADPIPES**

SPECIAL NOTES:

1) STRAIGHT PIPES ARE NOT RECOMMENDED FOR USE ON THE STREET.

1 3/4" INDEPENDENT AND CROSSOVER PIPES FOR 1970-1984 SHOVELHEAD FL MODELS WITH SWINGARM FRAMES

Two different crossover systems and a set of 2-into-1 headpipes for 1970-1984 Shovelhead engines in 4-speed swingarm frames with kick or electric start. Complete your exhaust system by combining these headpipes with tailpipe extensions or universal mufflers. Heat shields are recommended.

SINGLE AND DUAL CROSSOVER HEADPIPE SETS

735D 2-piece single crossover (includes a Paughco #725L mounting bracket) shown below on bike

735-1 3-piece crossover duals

435D Heat shield for Paughco #735D rear pipe and #735-1 crossover (shown below on bike)

430F Front heat shield for Paughco #735D and #735-1 pipe sets (shown below on bike)

433CF Low front heat shield for Paughco #735-1 pipe set (not shown)

413CR Rear heat shield for Paughco #735-1 pipe set (not shown)

435ES Snail heat shield for right side rear cylinder on Paughco #735D pipe set (shown below on bike)

425-1 Crossover heat shield for Paughco #735-1 pipe set (not shown)

2-INTO-1 HEADPIPE SET

Accepts the stock kickarm and clears the floorboards and HD factory highway bars.

733C Headpipe set ONLY

430F Front heat shield for Paughco #733C pipe set (not shown)

433CF Low front heat shield for Paughco #733C front pipe (not shown)

413CR Rear heat shield for Paughco #733C pipe set (not shown)

**735-1
DUAL CROSSOVER
HEADPIPES**

HEAT SHIELD PHOTOS
CAN BE SEEN ON
PAGES 349-353



**735D
SINGLE CROSSOVER HEADPIPES
WITH 606-2 UNIVERSAL MUFFLERS**



EXHAUST SYSTEMS FOR 1980-1983 TOURING MODELS

TRIKE
KITS

SPRINGERS
& FORKS

HANDLEBARS
& RISERS

LIGHTING

FRAMES &
ACCESSORIES

WHEELS
& BRAKES

GAS & OIL
TANKS

SHEET
METAL

ENGINE &
ELECTRICAL

PRIMARY &
DRIVETRAIN

FOOT
CONTROLS

TRANSMISSION

EXHAUST

TOOLS &
GENERAL

733EA44
44"-LONG GOOSE CUT
DRAG PIPES



725SP
733E40
40"-LONG SLASH CUT
DRAG PIPES



1 3/4" EXHAUST SYSTEMS FOR 1980-1983 5-SPEED TOURING MODELS

A nice selection of drag pipes and headpipe sets for 1980-1983 Shovelhead-powered 5-speed FLT and FLHT models. Heat shields are recommended.

STAGGERED DUAL DRAG PIPES

1983 FLT and FLHT models will need to install the 1982 model passenger boards to be able to use these drag pipe sets. A Paughco #725SP mounting bracket is included with each set.

733E40 40"-long Slash Cut drag pipes

733EA44 44"-long Goose Cut drag pipes

433EF Front heat shield for Paughco #733E series pipe sets (not shown)

433ER Rear heat shield for Paughco #733E series pipe sets (not shown)

INDEPENDENT & CROSSOVER DUALS



725M
735-4
DUAL CROSSOVER
HEADPIPES

SINGLE AND DUAL CROSSOVER HEADPIPE SETS

A Paughco #725M mounting kit is included with each set. Complete your exhaust system by combining these headpipes with tailpipe extensions or universal mufflers.

735-4 3-piece crossover duals

735H 2-piece single crossover

435HF Front heat shield for Paughco #'s 735-4 and 735H pipe sets (not shown)

433C4F Low front heat shield for Paughco #735-4 front pipe (not shown)

435H Heat shield for Paughco #735H rear pipe & 735-4 crossover (not shown)

435HS Snail heat shield for right side rear cylinder on Paughco #735H (not shown)

435-4R Heat shield for Paughco #735-4 rear pipe (not shown)

725M
735H
SINGLE CROSSOVER
HEADPIPES



733C4
2-INTO-1
HEADPIPES

2-INTO-1 HEADPIPE SET

Complete your exhaust system by combining this headpipe set with a tailpipe extension or a universal muffler.

733C4 Headpipes ONLY

435HF Front heat shield for Paughco #733C4 pipe set (not shown)

433C4F Low front heat shield for Paughco #733C4 front pipe (not shown)

433C4R Rear heat shield for Paughco #733C4 pipe set (not shown)

SPECIAL NOTES:

- 1) DRAG PIPES ARE NOT RECOMMENDED FOR USE ON THE STREET.
- 2) SEE PAGES 349-353 FOR PHOTOS OF THE HEAT SHIELDS FOR THESE PIPE SETS.

EXHAUST SYSTEMS FOR 1984-1994 EVOLUTION FXR MODELS



718-01

718-0

733C2*
2-INTO-1
HEADPIPES

1 3/4" 2-INTO-1 HEADPIPE SET FOR 1984-1994 EVOLUTION FXR MODELS

This 2-into-1 headpipe set for all 1984-1994 Evolution FXR models includes Paughco #'s 718-0 and 718-01 mounting hardware kits. Heat shields are recommended.

733C2* Headpipes ONLY for use with a tailpipe extension or universal muffler

718-0 Replacement hanger bracket to mount front pipe on a #733C2 pipe set

718-01 Replacement rubber-mounted hanger bracket for a muffler or tailpipe extension on a Paughco #733C2 pipe set

431SF Front heat shield for Paughco #733C2 pipe set (shown below on bike)

433C4F Low front heat shield for Paughco #733C2 pipe set (shown below on bike)

433C5R Rear heat shield for Paughco #733C2 pipe set (shown below on bike)

*** NOT LEGAL FOR SALE OR USE IN CALIFORNIA**



SPECIAL NOTES:

- 1) DRAG PIPES ARE NOT RECOMMENDED FOR USE ON THE STREET.
- 2) SEE PAGE 247 FOR P-CLAMPS AND FRAME RAIL CLAMPS TO INSTALL THESE PIPE SETS.
- 3) SEE PAGES 349-353 FOR PHOTOS OF THE HEAT SHIELDS FOR THESE PIPE SETS.



733C2*
**2-INTO-1 HEADPIPE SET WITH
608 UNIVERSAL FISHTAIL MUFFLER**



EXHAUST SYSTEMS FOR 1984-1994 EVOLUTION FXR MODELS

SPECIAL NOTES:

- 1) DRAG PIPES ARE NOT RECOMMENDED FOR USE ON THE STREET.
- 2) SEE PAGES 349-353 FOR PHOTOS OF THE HEAT SHIELDS FOR THESE PIPE SETS.




731*
34"-LONG SLASH CUT
DRAG PIPES



731A*
34"-LONG GOOSE CUT
DRAG PIPES



731M*
38"-LONG SLASH CUT



731-2M*
38"-LONG SUPER SLASH CUT



1 3/4" STAGGERED DUALS FOR EVOLUTION FXR MODELS FROM 1984-1994

Seven different sets of drag pipes and muffler sets to choose from for all 1984-1994 Evolution FXR models. They all have slider channels on the mufflers (except the 34"-long drag pipes) that will let them bolt up to the stock HD mounting brackets on models thru 1992. Heat shields are recommended.

- 731*** 34"-long Slash Cut drag pipes (use Paughco #725D clamps to install)
- 731A*** 34"-long Goose Cut drag pipes (use Paughco #725D clamps to install)
- 731-40*** 40"-long Slash Cut drag pipes (shown below on bike)
- 731M*** 38"-long Slash Cut muffler set
- 731GM*** 38"-long Goose Cut muffler set
- 731TM*** 38"-long Tapered muffler set
- 731-2M*** 38"-long Super Slash Cuts
- 431SF** Front heat shield for Paughco #731 series pipe sets (shown below on bike)
- 431R** Rear heat shield for Paughco #731 series pipe sets (shown below on bike)

*** NOT LEGAL FOR SALE OR USE IN CALIFORNIA**



731GM*
38"-LONG GOOSE CUT



731TM*
38"-LONG TAPERED



731-40*
40"-LONG SLASH CUT DRAG PIPES

- TRIKE KITS
- SPRINGERS & FORKS
- HANDLEBARS & RISERS
- LIGHTING
- FRAMES & ACCESSORIES
- WHEELS & BRAKES
- GAS & OIL TANKS
- SHEET METAL
- ENGINE & ELECTRICAL
- PRIMARY & DRIVETRAIN
- FOOT CONTROLS
- TRANSMISSION
- EXHAUST
- TOOLS & GENERAL

TRIKE
KITSSPRINGS
& FORKSHANDLEBARS
& RISERS

LIGHTING


FRAMES &
ACCESSORIESWHEELS
& BRAKESGAS & OIL
TANKSSHEET
METALENGINE &
ELECTRICALPRIMARY &
DRIVETRAINFOOT
CONTROLS

TRANSMISSION

EXHAUST

TOOLS &
GENERAL

SHOTGUNS For 1985-1986 FXWG EVOLUTION WIDE GLIDES



1 3/4" SHOTGUN EXHAUST SYSTEMS For 1985-1986 4-SPEED FXWG

These drag pipe and muffler sets for Evolution-powered FXWG's feature Shotgun rear pipes, and include mounting brackets and hardware. Heat shields for the front and rear pipes are highly recommended.

731D1-40* 40"-long Slash Cut drag pipes (shown below on bike). Includes 718I4 and 718H10 mounting brackets

731D1GM* 38"-long Goose Cut muffler set (includes 718 4 and 718H10 mounting brackets)

731D1M* 38"-long Slash Cut muffler set (includes 718J and 718H10 mounting brackets)

731D1TM* 38"-long Tapered muffler set (includes 718 and 718H10 mounting brackets)

718H10 Replacement front pipe hanger bracket for Paughco #731D1 series pipe sets (shown below on bike)



718I4 Replacement rear pipe bracket for Paughco #'s 731D1-40, 731D1GM and 731D1TM pipe sets (shown below on bike)

718J Replacement rear pipe hanger bracket for Paughco #731D1M pipe set (bolts to upper shock stud and rear strut)

431SF Front heat shield for Paughco #731D1 series pipe sets (shown below on bike)

431-1R Rear heat shield for Paughco #731D1 series pipe sets (shown below on bike)

*** NOT LEGAL FOR SALE OR USE IN CALIFORNIA**



SPECIAL NOTES:

- 1) DRAG PIPES ARE NOT RECOMMENDED FOR USE ON THE STREET.
- 2) SEE PAGES 349-353 FOR PHOTOS OF THE HEAT SHIELDS FOR THESE PIPE SETS.



731D1-40*
40"-LONG SLASH CUT SHOTGUN DRAG PIPES

EXHAUST SYSTEMS FOR 1984-1999 EVOLUTION SOFTTAILS



1 3/4" HEADPIPE SETS AND SHOTGUN EXHAUST SYSTEMS FOR 1984-1999 EVOLUTION SOFTTAILS

Three distinctly different styles to choose from.

2-INTO-1 HEADPIPE SET

For use with a tailpipe extension or universal muffler on all 1984-1999 Softtails, including floorboard models.

733C3* Headpipes ONLY. Use Paughco #718K hanger bracket to install (sold separately)

718K Hanger bracket for #733C3 pipe set

431SF Front heat shield for Paughco #733C3 pipe set (not shown)

433CF Low front heat shield for Paughco #733C3 pipe set (not shown)

433C3R Rear heat shield for Paughco #733C3 pipe set (not shown)

UPSWEAP SHOTGUN HEADPIPE SETS

For use with tailpipe extensions or universal mufflers on all 1984-1999 Softtails, including floorboard models. The Paughco #716B2 front pipe bolts to the stock H-D mounting bracket, while the #716B2B front pipe bolts to the included 718H5 mounting bracket. The rear pipes on both sets attach to the included 718I mount that bolts onto the rear passenger footpeg location. A 718I2 strap is also included with both sets to join the front and rear pipes.

716B2* Headpipes for 1984-1994 models

716B2B* Headpipes for 1995-1999 models

718I Replacement hanger bracket for rear pipe on Paughco #'s 716B2 and 716B2B pipe sets (mounts to footpeg)

718I2 Replacement mounting strap for Paughco #'s 716B2 and 716B2B pipe sets

718H5 Replacement hanger bracket for front pipe on Paughco #716B2B pipe set

431SF Front heat shield for Paughco #'s 716B2 and 716B2B pipe sets (not shown)

416B2R Rear heat shield for Paughco #'s 716B2 and 716B2B pipe sets (not shown)

SHOTGUN EXHAUST SYSTEM


731SD40* 40"-long Slash Cut drag pipes (includes a #731SB10 hanger bracket)

731SB10 Replacement hanger bracket kit for Paughco #731SD40 pipe set

431SF Front heat shield for Paughco #'s 731SD40 pipe set

431SDR Rear heat shield for Paughco #'s 731SD40 pipe set

*** NOT LEGAL FOR SALE OR USE IN CALIFORNIA**



SPECIAL NOTES:

1) DRAG PIPES ARE NOT RECOMMENDED FOR USE ON THE STREET.

2) SEE PAGES 349-353 FOR PHOTOS OF THE HEAT SHIELDS FOR THESE PIPE SETS.

TRIKE
KITS

SPRINGERS
& FORKS

HANDLEBARS
& RISERS

LIGHTING

FRAMES &
ACCESSORIES

WHEELS
& BRAKES

GAS & OIL
TANKS

SHEET
METAL

ENGINE &
ELECTRICAL

PRIMARY &
DRIVETRAIN

FOOT
CONTROLS

TRANSMISSION

EXHAUST

TOOLS &
GENERAL

TRIKE
KITSSPRINGERS
& FORKSHANDLEBARS
& RISERS

LIGHTING

FRAMES &
ACCESSORIESWHEELS
& BRAKESGAS & OIL
TANKSSHEET
METALENGINE &
ELECTRICALPRIMARY &
DRIVETRAINFOOT
CONTROLS

TRANSMISSION

EXHAUST

TOOLS &
GENERAL

STAGGERED DUALS FOR 1984-1999 EVOLUTION SOFTTAILS




1 3/4" EXHAUST SYSTEMS FOR 1984-1999 EVOLUTION SOFTTAILS

These staggered dual muffler sets will fit all Softails with Evolution engines from 1984-1999, including FL Softails with floorboards. They all include a Paughco #718H8 mounting bracket to ease installation. Heat shields are recommended.

- 731SM*** 38"-long Slash Cut muffler set
- 731SGM*** 38"-long Goose Cut muffler set
- 731S2M*** 38"-long Super Slash Cuts
- 731SMEG*** 38"-long Megaphone muffler set
- 731STM*** 38"-long Tapered muffler set (shown below on bike)
- 431SF** Front heat shield for Paughco #731S series pipe sets (shown below on bike)
- 431SR** Rear heat shield for Paughco #731S series pipe sets (shown below on bike)
- 718H8** Replacement hanger bracket for Paughco #731S series pipe sets


*** NOT LEGAL FOR SALE OR USE IN CALIFORNIA**




731SM*
38"-LONG SLASH CUT



731S2M*
38"-LONG
SUPER SLASH CUT



731SMEG*
38"-LONG MEGAPHONE



731SGM*
38"-LONG GOOSE CUT

HEAT SHIELD PHOTOS CAN BE
SEEN ON PAGES 349-353



731STM*
38"-LONG TAPERED

DRAG PIPE SETS FOR 1984-1999 EVOLUTION SOFTTAILS

TRIKE
KITS

SPRINGERS
& FORKS

HANDLEBARS
& RISERS

LIGHTING

FRAMES &
ACCESSORIES

WHEELS
& BRAKES

GAS & OIL
TANKS

SHEET
METAL

ENGINE &
ELECTRICAL

PRIMARY &
DRIVETRAIN

FOOT
CONTROLS

TRANSMISSION


EXHAUST

TOOLS &
GENERAL



731S40*
40"-LONG SLASH CUT
DRAG PIPES

718H8



731S*
34"-LONG SLASH CUT
DRAG PIPES

731SA*
34"-LONG GOOSE CUT
DRAG PIPES



1 3/4" DRAG PIPE SETS FOR 1984-1999 EVOLUTION SOFTTAILS

These drag pipe sets will fit all Softails with Evolution engines from 1984-1999, including FL Softails with floorboards. They include a Paughco #718H8 mounting bracket (except the 34"-long drag pipes) to ease installation. Heat shields are recommended.

- 731S*** 34"-long Slash Cut drag pipes (use Paughco #725D clamps to install)
- 731SA*** 34"-long Goose Cut drag pipes (use Paughco #725D clamps to install)
- 731S40*** 40"-long Slash Cut drag pipes
- 731SA40*** 40"-long Goose Cut drag pipes (shown below on bike)
- 431SF** Front heat shield for Paughco #731S series pipe sets (shown below on bike)
- 431SR** Rear heat shield for Paughco #731S series pipe sets (shown below on bike)
- 718H8** Hanger bracket for Paughco #731S series pipe sets

*** NOT LEGAL FOR SALE OR USE IN CALIFORNIA**

SPECIAL NOTES:

- 1) DRAG PIPES ARE NOT RECOMMENDED FOR USE ON THE STREET.
- 2) SEE PAGE 247 FOR P-CLAMPS AND FRAME RAIL CLAMPS TO INSTALL THESE PIPE SETS.
- 3) SEE PAGES 349-353 FOR PHOTOS OF THE HEAT SHIELDS FOR THESE PIPE SETS.

ADDITIONAL MUFFLER SETS
CAN BE FOUND ON THE
PREVIOUS PAGE



731SA40*
40"-LONG GOOSE CUT DRAG PIPES

TRIKE
KITS

SPRINGERS
& FORKS

HANDLEBARS
& RISERS

LIGHTING

FRAMES &
ACCESSORIES

WHEELS
& BRAKES

GAS & OIL
TANKS

SHEET
METAL

ENGINE &
ELECTRICAL

PRIMARY &
DRIVETRAIN

FOOT
CONTROLS

TRANSMISSION

EXHAUST

TOOLS &
GENERAL

SHOTGUNS FOR 1984-1999 EVOLUTION SOFTTAILS



731SDGM*
38"-LONG GOOSE CUT

718H10

718I1

1 3/4" SHOTGUN EXHAUST SYSTEMS FOR 1984-1999 EVOLUTION SOFTTAILS

These complete Shotgun exhaust systems will fit all Softtail models with Evolution engines from 1984-1999, including FL Softails with floorboards. They all include Paughco #'s 718H10 and 718I1 mounting brackets to simplify installation. Heat shields are recommended.

- 731SDGM*** 38"-long Goose Cut muffler set
- 731SDM*** 38"-long Slash Cut muffler set
- 731SD2M*** 38"-long Super Slash Cuts
- 731SDTM*** 38"-long Tapered muffler set (shown below on bike)



731SDM*
38"-LONG SLASH CUT

718H10

718I1

- 431SF** Front heat shield for Paughco #731SD series pipe sets (shown below on bike)
- 431SDR** Rear heat shield for Paughco #731SD series pipe sets (shown below on bike)



731SD2M*
38"-LONG SUPER SLASH CUT

718H10

718I1

- 718H10** Replacement hanger bracket to mount the front pipe of Paughco #731SD series pipe sets
- 718I1** Replacement hanger bracket to mount the rear pipe of Paughco #731SD series pipe sets

*** NOT LEGAL FOR SALE OR USE IN CALIFORNIA**


HEAT SHIELD PHOTOS CAN BE SEEN ON PAGES 349-353



731SDTM*
38"-LONG TAPERED



PIPE SETS & MUFFLERS FOR 1984-1999 EVOLUTION SOFTTAILS



SPECIAL NOTES:
 1) STRAIGHT PIPES ARE NOT RECOMMENDED FOR USE ON THE STREET.
 2) SEE PAGES 349-353 FOR PHOTOS OF THE HEAT SHIELDS FOR THESE PIPE SETS.

1 3/4" HEADPIPE SETS FOR 1984-1999 EVOLUTION SOFTTAILS

These headpipes will fit most 1984-1999 Softtails.

SHOTGUN HEADPIPE SET

This unique headpipe set fits all 1984-1994 Softtails, and can be used alone, or combined with Paughco #607FT clamp-on Fishtail tips for a nostalgic look.

- 731SD*** Headpipes ONLY with slider channels (includes a Paughco #718-1 hanger bracket)
- 431SF** Front heat shield for Paughco #731SD headpipe set (shown below on bike)
- 431SDR** Rear heat shield for Paughco #731SD headpipe set (not shown)
- 718-1** Replacement hanger bracket for Paughco #731SD headpipe set
- 607FT** Fishtail tip (sold each)

*** NOT LEGAL FOR SALE OR USE IN CALIFORNIA**

SIDE-BY-SIDE HEADPIPE SET

This headpipe set includes a Paughco #718H8 hanger bracket, and can be used alone or combined with Paughco #607FT clamp-on Fishtail tips for a nostalgic look.

- 731SD1*** Side-by-side staggered dual headpipes ONLY (shown below on bike)
- 431SF** Front heat shield for Paughco #731SD1 headpipe set (shown below on bike)
- 431SR** Rear heat shield for Paughco #731SD1 headpipe set (shown below on bike)
- 718H8** Replacement hanger bracket for Paughco #731SD1 headpipe set (shown below on bike)
- 607FT** Fishtail tip (sold each)

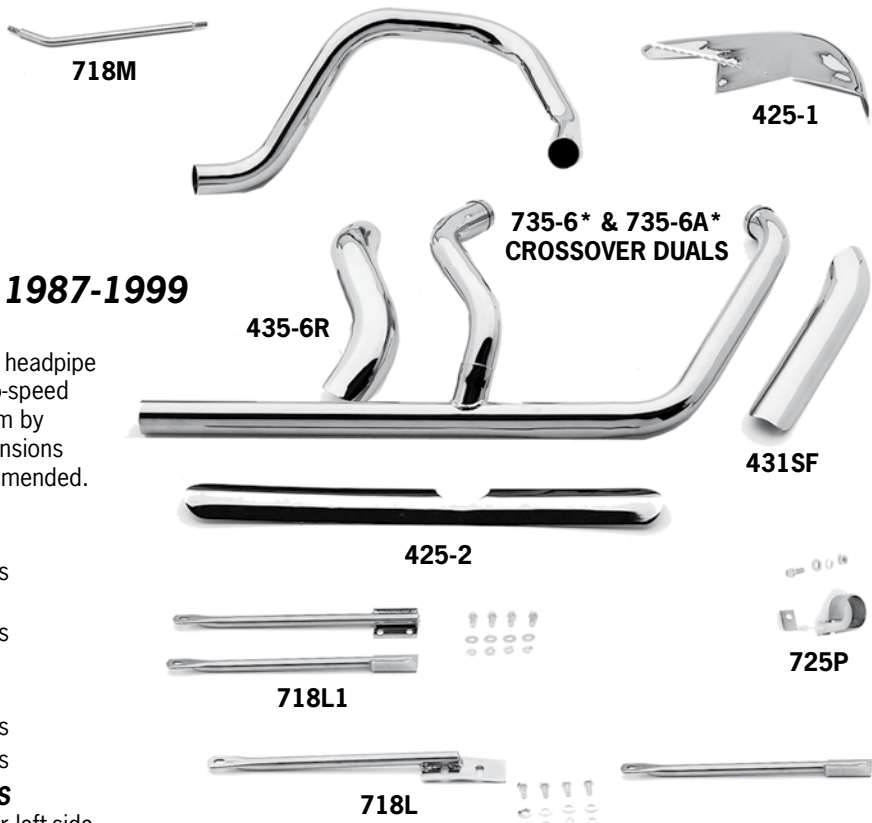
*** NOT LEGAL FOR SALE OR USE IN CALIFORNIA**



731SD1* SIDE-BY-SIDE STAGGERED DUAL HEADPIPES WITH 607FT FISHTAIL TIPS

- TRIKE KITS
- SPRINGERS & FORKS
- HANDLEBARS & RISERS
- LIGHTING
- FRAMES & ACCESSORIES
- WHEELS & BRAKES
- GAS & OIL TANKS
- SHEET METAL
- ENGINE & ELECTRICAL
- PRIMARY & DRIVETRAIN
- FOOT CONTROLS
- TRANSMISSION
- EXHAUST
- TOOLS & GENERAL

CROSSOVER DUALS FOR 1987-1999 EVOLUTION SOFTTAILS



1 3/4" CROSSOVER HEADPIPES FOR 1987-1999 5-SPEED EVOLUTION SOFTTAILS

A nice selection of single and dual crossover headpipe sets for 1987-1999 Evolution Softtails with 5-speed transmissions. Complete your exhaust system by combining these headpipes with tailpipe extensions or universal mufflers. Heat shields are recommended.

INDEPENDENT DUAL HEADPIPE SETS

Mounting hardware is included.

735I* Headpipes for 1987-1994 models (shown below on bike)

735IA* Headpipes for 1995-1999 models

CROSSOVER DUAL HEADPIPE SETS

Mounting hardware is included.

735-6* Headpipes for 1987-1994 models

735-6A* Headpipes for 1995-1999 models

SHIFT LINKAGE AND HANGER BRACKETS

718M Shift linkage with bent arm to clear left-side pipe on 735I and 735-6 pipe sets

718L Hanger brackets for Paughco #'s 735 and 735-6

718L1 Hanger brackets for Paughco #'s 735 and 735-6A

7250 Rear crossover bracket for Paughco #735 series pipe sets

725P Rear crossover bracket for Paughco #735-6 series pipe sets

HEAT SHIELDS

425-1 For left-side crossover (shown on bike)

425-2 With notch for lower front pipe

425-5 Without notch for lower front pipe

431SF For high front pipe (shown on bike)

435-6R For rear pipe on Paughco #735-6 series pipe sets

435IS Snail heat shield for right side rear cylinder on Paughco #'s 735I and 735IA (shown on bike)

*** NOT LEGAL FOR SALE OR USE IN CALIFORNIA**



HEAT SHIELD PHOTOS CAN BE SEEN ON PAGES 349-353

735I* INDEPENDENT DUAL CROSSOVER HEADPIPES WITH 606* UNIVERSAL FISHTAIL MUFFLERS

PIPE SETS & MUFFLERS FOR 1990-1999 FLSTF/FLSTN

STOCK REPLACEMENT MUFFLERS



608-3F*



609-3F*



608-3R*



609-3R*



1 3/4" SHOTGUN EXHAUST SYSTEMS AND REPLACEMENT MUFFLERS FOR FLSTF AND FLSTN SOFTAIL MODELS

Slip-on mufflers or complete Shotgun pipe sets for 1990-1999 FLSTF and 1993-1996 FLSTN models.

SHOTGUN EXHAUST SYSTEMS

These Shotgun pipe sets will bolt to the stock HD mounting brackets.

731-1-40* 40"-long Slash Cut drag pipes (shown below on bike)

731-1TM* 38"-long Tapered muffer set

731-1-2M* 38"-long Super Slash Cuts

431SF Front heat shield for Paughco #731-1 series pipe sets (shown on bike)

431-1R Rear heat shield for Paughco #731-1 series pipe sets (shown on bike)

STOCK REPLACEMENT SLIP-ON MUFFLERS

These 2 1/2"-diameter mufflers will bolt to the stock HD mounting brackets. Sold each.

608-3F* Front Fishtail (22"-long)

608-3R* Rear Fishtail (22"-long)

609-3F* Front Tapered (18"-long)

609-3R* Rear Tapered (18"-long)

*** NOT LEGAL FOR SALE OR USE IN CALIFORNIA**

731-1TM*
38"-LONG TAPERED



731-1-2M*
38"-LONG SUPER SLASH CUT



SPECIAL NOTES:

- 1) DRAG PIPES ARE NOT RECOMMENDED FOR USE ON THE STREET.
- 2) SEE PAGES 349-353 FOR PHOTOS OF THE HEAT SHIELDS FOR THESE PIPE SETS.



731-1-40*
40"-LONG SLASH CUT DRAG PIPES

TRIKE KITS

SPRINGERS & FORKS

HANDLEBARS & RISERS

LIGHTING

FRAMES & ACCESSORIES

WHEELS & BRAKES

GAS & OIL TANKS

SHEET METAL

ENGINE & ELECTRICAL

PRIMARY & DRIVETRAIN

FOOT CONTROLS

TRANSMISSION

EXHAUST

TOOLS & GENERAL

TRIKE KITS

SPRINGERS & FORKS

HANDLEBARS & RISERS

LIGHTING

FRAMES & ACCESSORIES

WHEELS & BRAKES

GAS & OIL TANKS

SHEET METAL

ENGINE & ELECTRICAL

PRIMARY & DRIVETRAIN


FOOT CONTROLS

TRANSMISSION

EXHAUST

TOOLS & GENERAL


UPSWEEPS FOR 1986-1999 5-SPEED EVOLUTION SOFTTAILS




1 3/4" UPSWEEP DRAG PIPES AND FISHTAILS FOR 1986-1999 5-SPEED EVOLUTION SOFTTAILS

Fishtail Upsweeps and three different styles of Upsweep drag pipes to choose from. They all include mounting brackets and hardware, and will fit with aftermarket kickstart kits.

- 716B2F*** Upsweep Fishtails (includes Paughco #718-1 hanger bracket)
- 716B2A*** Goose Cut drag pipes (includes Paughco #718-2 hanger bracket)
- 716B2S*** Slash Cut drag pipes (includes Paughco #718-2 hanger bracket) shown below on bike
- 716B2ST*** Straight Cut drag pipes (includes Paughco #718-2 hanger bracket)



- 431SF** Front heat shield for Paughco #716B2 pipes (shown below on bike)
- 431SDR** Rear heat shield for Paughco #716B2F pipe set (not shown)
- 431SR** Rear heat shield for Paughco #'s 716B2A, 716B2S and 716B2ST pipe sets (shown below on bike)



- 718-1** Replacement hanger bracket for Paughco #716B2F pipe set
- 718-2** Replacement hanger bracket for Paughco #'s 716B2A, 716B2S and 716B2ST pipe sets

*** NOT LEGAL FOR SALE OR USE IN CALIFORNIA**



SPECIAL NOTES:
 1) DRAG PIPES ARE NOT RECOMMENDED FOR USE ON THE STREET.
 2) SEE PAGES 349-353 FOR PHOTOS OF THE HEAT SHIELDS FOR THESE PIPE SETS.



716B2S* UPSWEEP SLASH CUT DRAG PIPES

2 1/4" EXHAUST SYSTEMS FOR 1986-2011 SOFTAIL MODELS



**Slash Cut
726-925SC***



**Long Cut
726-925L***



**Short Cut
726-925S***



726-925L*



'9TWENTYFIVES' 2 1/4" EXHAUST SYSTEMS FOR SOFTAIL MODELS

These mandrel bent pipe sets include mounting brackets and are available in 3 styles, offered in both chrome and 1200° high-temp satin black powder paint. They fit both floorboard and forward control models, and are set up for O₂ sensors but include plugs if sensors are not used. These pipes will give you the style and performance you desire, and slip-in baffles with or without end caps are available. Full coverage heat shield sets are also available.... mix & match chrome shields with black pipes for a unique look.

SHORT CUT EXHAUST SYSTEMS

726-925S* Chrome for 1986-2011 models

726-925SB* Black for 1986-2011 models

LONG CUT EXHAUST SYSTEMS

726-925L* Chrome for 1986-2011 models

726-925LB* Black for 1986-2011 models

SLASH CUT EXHAUST SYSTEMS

726-925SC* Chrome for 1986-2011 models

726-925SCB* Black for 1986-2011 models

FRONT AND REAR HEAT SHIELD SETS

431-925C Chrome set for 1986-2011 models

431-925B Black set for 1986-2011 models

SLIP-IN BAFFLES FOR 925 PIPE SETS

77B Perforated baffle for all systems (sold each)

642C With chrome tips (Short Cuts/Long Cuts) pair

642B With black tips (Short Cuts/Long Cuts) pair

*** NOT LEGAL FOR SALE OR USE IN CALIFORNIA**



726-925S*



726-925SC*

TRIKE
KITS

SPRINGERS
& FORKS

HANDLEBARS
& RISERS

LIGHTING

FRAMES &
ACCESSORIES

WHEELS
& BRAKES

GAS & OIL
TANKS

SHEET
METAL

ENGINE &
ELECTRICAL

PRIMARY &
DRIVETRAIN

FOOT
CONTROLS

TRANSMISSION

EXHAUST

TOOLS &
GENERAL

EXHAUST SYSTEMS FOR 1986-2011 SOFTTAILS

1 3/4" DRAG PIPES FOR 1986-2011 SOFTTAILS

Two different styles of drag pipes for you to choose from. They come with O² sensor bungs. On 1986 thru 2006 models, use the included bung plugs.

DRAG PIPE SETS WITH 'S' STYLE REAR PIPE

Slider channel on the front pipe. Sets include a Paughco #731SB12 mounting plate with required hardware.

726-40* 40"-long Slash Cut drag pipes

726A40* 40"-long Goose Cut drag pipes

731SB12 Repl. mounting plate with hardware

426F Front heat shield for Paughco #726-40 pipe set ONLY (shown below on bike)

426R Rear heat shield for Paughco #'s 726-40 and 726A40 pipe sets (not shown)

SHOTGUN DRAG PIPE SET

Slider channel on the front pipe. Set includes Paughco #731SB12 and Paughco #731SB8 mounting plates.

731SD40TC* 40"-long Slash Cut drag pipes

731SB12 Repl. front pipe mounting plate

731SB8 Repl. rear pipe mounting plate

426F Front heat shield for Paughco #731SD40TC pipe set (shown below on bike)

431SDTCR Rear heat shield for Paughco #731SD40TC pipe set (shown below on bike)

*** NOT LEGAL FOR SALE OR USE IN CALIFORNIA**




731SB12

726A40*
40"-LONG
'S' STYLE
GOOSE CUT
DRAG PIPES



731SB8



731SB12

731SD40TC*

SPECIAL NOTES:

- 1) DRAG PIPES ARE NOT RECOMMENDED FOR USE ON THE STREET.
- 3) SEE PAGES 349-353 FOR PHOTOS OF THE HEAT SHIELDS.



**731SD40TC* 40"-LONG
SLASH CUT SHOTGUN DRAG PIPES**



'DUMP' PIPES FOR 1986-2011 SOFTTAILS

These custom-bent 2" pipes 'dump' right out behind the transmission for a clean look, extra performance, and an unmatched sound.

731SDPL* 1986-2011 Softails

431SDP Chrome heat shield set

*** NOT LEGAL FOR SALE OR USE IN CALIFORNIA**



O² SENSOR BUNG

PIPE SETS & MUFFLERS FOR 2000-2017 TWIN CAM SOFTTAILS



726B2*
UPSWEEP HEADPIPES



608S*

619BT*

618BT*

1 3/4" UPSWEEP HEADPIPE SET AND MUFFLERS FOR 2000-2017 TWIN CAM SOFTTAILS

These upsweep headpipe sets fit 2000-up Twin Cam Softtails. Combine them with our Fishtail mufflers, or our 20" or 22" Bell Tip mufflers for an unbeatable look. 2007-up sets include 18mm and 12mm O² sensor bungs and block-off plugs, and Paughco #'s 718H5 mounting bracket and 731SB9 hardware kit are included with both sets. Optional front and rear heat shields are highly recommended and are sold separately.

726B3* Upsweep headpipe set ONLY for 2007–2017 models (mufflers must be purchased separately)

726B2* Upsweep headpipe set ONLY for 2000–2006 models (mufflers must be purchased separately)

433C8F Chrome front heat shield (not shown)

431SDTCR Chrome rear heat shield (not shown)

608S* 22½"-long Fishtail muffler (sold each)

618BT* 20"-long Bell Tip muffler (sold each)

619BT* 22"-long Bell Tip muffler (sold each)

718H5 Replacement mounting bracket

731SB9 Replacement hardware kit

*** NOT LEGAL FOR SALE OR USE IN CALIFORNIA**



726B2*
UPSWEEP HEADPIPES WITH
619BT* BELL TIP MUFFLERS

SPECIAL NOTES:

- 1) IT MAY BE NECESSARY TO RELOCATE THE RIGHT-SIDE TURN SIGNAL FOR MUFFLER CLEARANCE.
- 2) SEE PAGES 349-353 FOR PHOTOS OF THE HEAT SHIELDS FOR THESE PIPE SETS.

- TRIKE KITS
- SPRINGERS & FORKS
- HANDLEBARS & RISERS
- LIGHTING
- FRAMES & ACCESSORIES
- WHEELS & BRAKES
- GAS & OIL TANKS
- SHEET METAL
- ENGINE & ELECTRICAL
- PRIMARY & DRIVETRAIN
- FOOT CONTROLS
- TRANSMISSION
- EXHAUST
- TOOLS & GENERAL

EXHAUST SYSTEMS For 2000-2006 TWIN CAM SOFTTAILS



767-88B



718H3

731SB5

733C8*
2-INTO-1
HEADPIPES

1 3/4" HEADPIPE SETS For 2000-2006 TWIN CAM SOFTTAILS

Complete your exhaust system by combining these headpipes with tailpipe extensions or universal mufflers.

CROSSOVER HEADPIPE SETS

These exhaust systems include Paughco #'s 731SB5, 731SB6, 767-88B mounting brackets and #718M shift linkage. The Paughco #718H3 hanger brackets are sold separately (2 required). Heat shields are recommended.

735K* Crossover dual headpipe set

735K1* Independent dual headpipe set

718M Replacement shift linkage with bent arm to clear the left-side pipe

2-INTO-1 HEADPIPE SET

This headpipe set includes a Paughco #731SB5 mounting bracket. The Paughco #718H3 hanger bracket is sold separately. Heat shields are recommended.

733C8* 2-into-1 headpipe set

HANGER BRACKETS AND HEAT SHIELDS

718H3 Hanger bracket for mounting extensions or mufflers on Paughco #'s 735K, 735K1 and 733C8 pipe sets (sold each)

731SB5 Angle bracket for mounting the front pipe on Paughco #'s 735K, 735K1 and 733C8 pipe sets

731SB6 Angle bracket for mounting the crossover pipe on Paughco #'s 735K and 735K1 pipe sets

425-1A Heat shield for left-side crossover on Paughco #'s 735K and 735K1 pipe sets (not shown)

433C8F Front heat shield for #'s 733C8, 735K and 735K1 pipe sets (not shown)

433C8LF Low front heat shield for Paughco #'s 733C8 and 735K pipe sets (not shown)

433C8R Rear heat shield for Paughco #'s 733C8 and 735K pipe sets (not shown)

435KR Rear heat shield for Paughco #735K1 pipe set (not shown)

435ES Snail heat shield for right-side rear cylinder on Paughco #735K1 pipe set (not shown)

*** NOT LEGAL FOR SALE OR USE IN CALIFORNIA**



718M



718H3



718M



718H3

735K*
CROSSOVER DUAL
HEADPIPES

731SB5

735K1*
INDEPENDENT DUAL
HEADPIPES

731SB5

731SB6

731SB6



735K1* INDEPENDENT DUAL HEADPIPES
WITH 607S* TAILPIPE EXTENSIONS

SPECIAL NOTES:

1) STRAIGHT PIPES ARE NOT RECOMMENDED FOR USE ON THE STREET.

2) SEE PAGES 349-353 FOR PHOTOS OF THE HEAT SHIELDS FOR THESE PIPE SETS.



UPSWEEPS FOR 2000-2017 TWIN CAM SOFTTAILS

TRIKE
KITS

SPRINGERS
& FORKS

HANDLEBARS
& RISERS

LIGHTING

FRAMES &
ACCESSORIES

WHEELS
& BRAKES

GAS & OIL
TANKS

SHEET
METAL

ENGINE &
ELECTRICAL

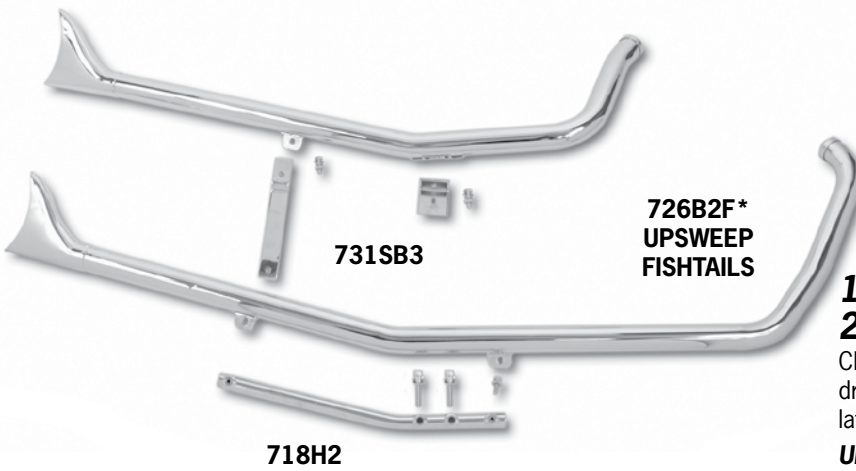
PRIMARY &
DRIVETRAIN

FOOT
CONTROLS

TRANSMISSION

EXHAUST

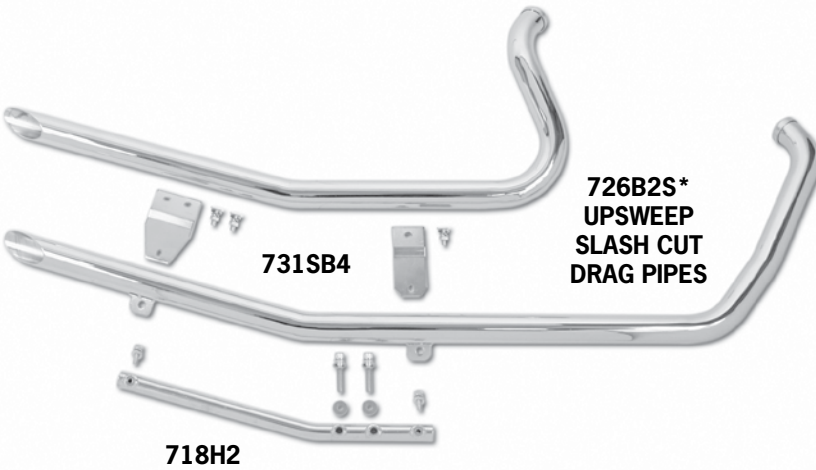
TOOLS &
GENERAL



726B2F*
UPSWEEP
FISHTAILS

731SB3

718H2



726B2S*
UPSWEEP
SLASH CUT
DRAG PIPES

731SB4

718H2



1 3/4" UPSWEEP EXHAUST SYSTEMS FOR 2000-2017 TWIN CAM SOFTTAILS

Choose from upswept Fishtails or two styles of drag pipes. Everything is included to make installation a breeze.

UPSWEEP FISHTAIL PIPE SETS WITH SHOTGUN REAR PIPES FOR 2000-2017 MODELS

Unbaffled pipe sets include Paughco #'s 718H2 and 731SB3 hanger brackets. Choose from chrome or black powderpainted finishes. 2007-up sets include 18mm and 12mm O² sensor bungs and block-off plugs. Optional chrome heat shields are highly recommended and sold separately.

726B3F* Chrome for 2007-2017

726B3FB* Black for 2007-2017

726B2F* Chrome for 2000-2006

726B2FB* Black for 2000-2006

718H2 Repl. hanger bracket

731SB3 Replacement mounting strap and angle bracket

433C8F Chrome front heat shield

431SDTCR Chrome rear heat shield

UPSWEEP DRAG PIPE SETS WITH 'S' STYLE REAR PIPE FOR 2000-2006 MODELS

Unbaffled chrome drag pipe sets include Paughco #'s 718H2 and 731SB4 hanger brackets. Optional chrome heat shields are highly recommended and sold separately.

726B2A* Goose Cut drag pipes (shown below on bike)

726B2S* Slash Cut drag pipes

718H2 Repl. hanger bracket

731SB4 Repl. mounting plates

433C8F Chrome front heat shield

426R Chrome rear heat shield

*** NOT LEGAL FOR SALE OR USE IN CALIFORNIA**

SPECIAL NOTES:

- 1) DRAG PIPES ARE NOT RECOMMENDED FOR USE ON THE STREET.
- 2) PAUGHCO #'s **726B2A*** AND **726B2S*** DRAG PIPES WILL ALSO FIT 1986-1999 SOFTTAILS WITHOUT HD SADDLEBAGS.
- 3) SEE PAGES 349-353 FOR PHOTOS OF THE HEAT SHIELDS FOR THESE PIPE SETS.



726B2A*
UPSWEEP GOOSE CUT DRAG PIPES

TRIKE
KITSSPRINGERS
& FORKSHANDLEBARS
& RISERS

LIGHTING

FRAMES &
ACCESSORIESWHEELS
& BRAKESGAS & OIL
TANKSSHEET
METALENGINE &
ELECTRICALPRIMARY &
DRIVETRAINFOOT
CONTROLS

TRANSMISSION

EXHAUST

TOOLS &
GENERAL

CUSTOM EXHAUST SYSTEMS FOR 1986-2017 SOFTTAILS



PY01*

PAUL YAFFE 'BUZZSAW' EXHAUST SYSTEMS FOR 1986-2017 SOFTTAILS

These custom S-style drag pipe exhaust systems feature 1¾"-diameter headpipes and 2¼" partial-length heat shields with back cut design. The pipe end tips have special kick-out radial cut tips for distinct styling. Each set includes mounting brackets, hardware and O² sensor block-off plugs. Available with polished chrome or black high-temp powdercoated finishes.

PY01* Chrome

PY01B* Black

*** NOT LEGAL FOR SALE OR USE IN CALIFORNIA**



PY01B*



KING'S CUSTOM CYCLE COLLECTOR HEADERS FOR 1986-2017 SOFTTAILS

Designed by King's Custom Cycles of Oklahoma City and made in the USA by Paughco. Every set features 1¾" headpipes with full-length heat shields to provide a deep, loud unmuffled sound, and a custom 6-bolt collector flange attaching a 3" collector. They're available in chrome or high heat black powder paint.

- Special 15 degree turn-out with double barrel tip
- Includes 12mm and 18mm O² sensor fittings and plugs (2000-up)

KCC02* Chrome for 2000–2017 Softails

KCC02B* Black for 2000–2017 Softails

KCC02E* Chrome for 1986–1999 Softails

KCC02EB* Black for 1986–1999 Softails

*** NOT LEGAL FOR SALE OR USE IN CALIFORNIA**



KCC02*

KCC02B*



UPSWEEPS FOR 2000-2017 TWIN CAM SOFTAILS



TRIKE KITS

SPRINGERS & FORKS

HANDLEBARS & RISERS

LIGHTING

FRAMES & ACCESSORIES

WHEELS & BRAKES

GAS & OIL TANKS

SHEET METAL

ENGINE & ELECTRICAL

PRIMARY & DRIVETRAIN

FOOT CONTROLS

TRANSMISSION

EXHAUST

TOOLS & GENERAL

1 3/4" 'SIDE BY SIDE' UPSWEPT FISHTAIL EXHAUST SYSTEMS FOR 2000-2017 TWIN CAM SOFTAILS

All-new, upswept exhaust systems for late-model Softails that feature a 'side-by-side' design that is old-school cool. A great way to make your scoot look different from the rest. These unbaffled pipe sets will give your bike the deep growl only Fishtails can provide. They have both 12mm and 18mm O² sensor bungs and block-off plugs to fit all late-model bikes, and include special mounting brackets. Available in chrome or high-heat black powderpaint. Optional 2 1/4" heat shield sets are sold separately.

726SBS* Chrome upswept Fishtail exhaust system for 2000–2017 models

726SBSB* Black upswept Fishtail exhaust system for 2000–2017 models

426SBS Chrome heat shield set for 2000–2017 models

426SBSB Black heat shield set for 2000–2017 models

*** NOT LEGAL FOR SALE OR USE IN CALIFORNIA**



EXHAUST SYSTEMS FOR 1991-2005 DYNA MODELS



1 3/4" EXHAUST SYSTEMS FOR 1991-2005 DYNA MODELS

Choose from 40"-long drag pipes or two muffler sets for 1991-2005 Dyna models. Heat shields are highly recommended. These pipe sets come with O² sensor bungs and block-off plugs.

DRAG PIPE SET

Use Paughco #718DYA bracket (not included) and stock HD pipe clamps (OEM 65302-82A) to install.
731DY40S* 40"-long Slash Cut drag pipes (shown below on bike)

MUFFLER SETS

Use Paughco #'s 718DYA and 718DYB hanger brackets (not included) and stock HD pipe clamps (OEM 65302-82A) to install.

731DYTMS* 38"-long Tapered muffler set

731DY2MS* 38"-long Super Slash Cuts

HEAT SHIELDS AND MOUNTING BRACKETS

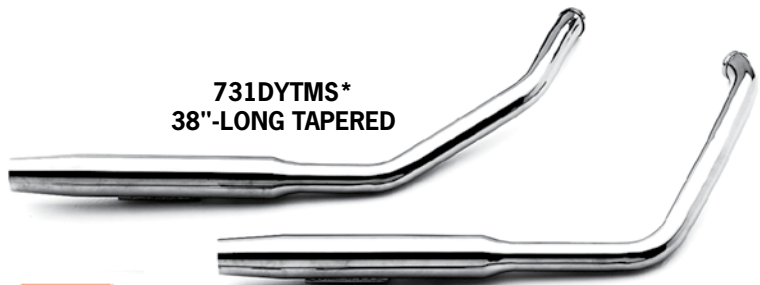
431DYF Front heat shield for Paughco #731DY series pipes (shown on bike)

431DYR Rear heat shield for Paughco #731DY series pipes (shown on bike)

718DYA OEM-style rear pipe mounting bracket (OEM 65695-95)

718DYB OEM-style muffler support bracket (OEM 65674-95)

*** NOT LEGAL FOR SALE OR USE IN CALIFORNIA**



731DYTMS*
38"-LONG TAPERED



718DYB



718DYA



731DY2MS*
38"-LONG
SUPER SLASH CUT



O² SENSOR BUNG

SPECIAL NOTES:

- 1) DRAG PIPES ARE NOT RECOMMENDED FOR USE ON THE STREET.
- 2) SEE PAGES 349-353 FOR PHOTOS OF THE HEAT SHIELDS FOR THESE PIPE SETS.



731DY40S*
40"-LONG SLASH CUT DRAG PIPES

EXHAUST SYSTEMS FOR 2006-2011 DYNA MODELS

TRIKE
KITS

SPRINGERS
& FORKS

HANDLEBARS
& RISERS

LIGHTING

FRAMES &
ACCESSORIES

WHEELS
& BRAKES

GAS & OIL
TANKS

SHEET
METAL

ENGINE &
ELECTRICAL

PRIMARY &
DRIVETRAIN

FOOT
CONTROLS

TRANSMISSION

EXHAUST

TOOLS &
GENERAL



731DYTMS*
38"-LONG TAPERED



1 3/4" EXHAUST SYSTEMS FOR 2006-2011 DYNA MODELS

Choose from 40"-long drag pipes or two muffler sets for 2006–2011 Twin Cam Dyna models with fuel injection and the large 2-pin O² sensors in the headpipes. Heat shields are highly recommended.

DRAG PIPE SET

These drag pipes attach to the OEM mounting brackets when you re-use your stock P-clamps. 2008-up FXDF and 2010-up FXDWG models require the additional purchase of a Paughco #718DYA-1 rear pipe mounting bracket, and one each of OEM 65440-06 and OEM 65946-07 clamps to install.

731DY40S* 40"-long Slash Cut drag pipes (shown below on bike)

MUFFLER SETS

These muffler sets attach to the OEM mounting brackets when you re-use your stock P-clamps. 2008-up FXDF and 2010-up FXDWG models require the additional purchase of a Paughco #718DYA-1 rear pipe mounting bracket, a Paughco #718DYB muffler support bracket, and one each of OEM 65440-06 and OEM 65946-07 clamps to install.

731DYTMS* 38"-long Tapered muffler set

731DY2MS* 38"-long Super Slash Cuts

HEAT SHIELDS AND MOUNTING BRACKETS

431DYF Front heat shield for Paughco #731DY series pipes (shown on bike)

431DYR Rear heat shield for Paughco #731DY series pipes (shown on bike)

718DYA-1 Custom rear pipe mounting bracket (OEM's 65695-06, 65696-08)

718DYB OEM-style muffler support bracket (OEM 65674-95)

*** NOT LEGAL FOR SALE OR USE IN CALIFORNIA**



718DYB

718DYA-1
Photo Not
Available



731DY2MS*
38"-LONG
SUPER SLASH CUT

SPECIAL NOTES:

- 1) DRAG PIPES ARE NOT RECOMMENDED FOR USE ON THE STREET.
- 2) SEE PAGES 349-353 FOR PHOTOS OF THE HEAT SHIELDS FOR THESE PIPE SETS.



O² SENSOR BUNG



731DY40S*
40"-LONG SLASH CUT DRAG PIPES

TRIKE
KITS

SPRINGS
& FORKS

HANDLEBARS
& RISERS

LIGHTING

FRAMES &
ACCESSORIES

WHEELS
& BRAKES

GAS & OIL
TANKS

SHEET
METAL

ENGINE &
ELECTRICAL

PRIMARY &
DRIVETRAIN

FOOT
CONTROLS

TRANSMISSION

EXHAUST

TOOLS &
GENERAL

UPSWEPT FISHTAILS FOR 1991-2016 DYNA MODELS



1 3/4" 'SIDE-BY-SIDE' UPSWEPT FISHTAILS FOR 1991-2016 DYNAS

Unbaffled upswept fishtails that feature long, one-piece 1 3/4" headpipes with blended fish-tail tips and 'side-by-side' styling. They bolt to the included exhaust bracket and come with both 12mm and 18mm O² sensor bungs and block-off plugs for 2006–2016 models. The pipe sets for 1991–2005 models do not have sensor bungs. Available with chrome-plated or high heat satin black powdercoated finishes, and optional 2 1/4" heat shields are highly recommended and sold separately.

- 731DSBS*** Chrome for 2006–2016 Dynas
- 731DESBS*** Chrome for 1991–2005 Dynas
- 731DSBSB*** Black for 2006–2016 Dynas
- 731DESBSB*** Black for 1991–2005 Dynas
- 431DSBS** Chrome heat shield set for 1991–2016 Dynas
- 431DSBSB** Black heat shield set for 1991–2016 Dynas

*** NOT LEGAL FOR SALE OR USE IN CALIFORNIA**



EXHAUST SYSTEMS FOR 1993-2015 TOURING MODELS



KING'S CUSTOM CYCLE COLLECTOR HEADERS FOR TOURING MODELS

Designed by King's Custom Cycles of Oklahoma City and made by Paughco. Every set features 1¾" headpipes with full-length heat shields to provide a deep, loud unmuffled sound, and a custom 6-bolt collector flange attaching a 3" collector with double barrel tip that matches the saddlebag angles. They include 12mm and 18mm O² sensor fittings and plugs (1999-up) and are available in chrome or high heat black powder paint.

- KCC01*** Chrome for 1999–2015 models
- KCC01B*** Black for 1999–2015 models
- KCC01E*** Chrome for 1993–1998 models
- KCC01EB*** Black for 1993–1998 models

*** NOT LEGAL FOR SALE OR USE IN CALIFORNIA**

PAUL YAFFE 'BUZZSAW' EXHAUST SYSTEMS FOR TOURING MODELS

Designed by Paul Yaffe and made by Paughco. These custom S-style drag pipe exhaust systems feature 1¾"-diameter headpipes and 2¼" partial-length heat shields with back cut design. The kick-out pipe tips have a radial cut for distinct styling. Sets include mounting brackets, hardware and O² sensor block-off plugs. Available with polished chrome or black high-temp powdercoated finishes.

- PY02*** Chrome for 1993–2015 models
- PY02B*** Black for 1993–2015 models

*** NOT LEGAL FOR SALE OR USE IN CALIFORNIA**



TRIKE KITS

SPRINGERS & FORKS

HANDLEBARS & RISERS

LIGHTING

FRAMES & ACCESSORIES

WHEELS & BRAKES

GAS & OIL TANKS

SHEET METAL

ENGINE & ELECTRICAL

PRIMARY & DRIVETRAIN

FOOT CONTROLS

TRANSMISSION

EXHAUST

TOOLS & GENERAL

EXHAUST SYSTEMS FOR LATE 1985-1994 TOURING MODELS



SPECIAL NOTES:

- 1) STRAIGHT PIPES ARE NOT RECOMMENDED FOR USE ON THE STREET.
- 2) SEE PAGES 349-353 FOR PHOTOS OF THE HEAT SHIELDS FOR THESE PIPE SETS.

733C5*
2-INTO-1
HEADPIPES

1 3/4" EXHAUST SYSTEMS FOR LATE 1985-1994 TOURING MODELS

These stylish drag pipe and headpipe sets will fit all late 1985-1994 Evolution-powered FLT, FLHT, FLHS and Road King models. Heat shields are highly recommended.

DRAG PIPE SET

This drag pipe set has slider channels, and includes Paughco #725S mounting hardware.

735EVOS* 40"-long Slash Cut drag pipes (shown below on Twin Cam bike)

435EVOF Front heat shield (shown below on bike)

435EVAR Rear heat shield (shown below on bike)

725S Replacement hardware kit

HEADPIPE SETS

Complete your exhaust system by combining these headpipes with tailpipe extensions or mufflers for these bikes (see pages 242-243).

733C5* 2-into-1 headpipes ONLY

735G* Independent duals (includes Paughco #725N crossover bracket)

735-5* Crossover duals (includes Paughco #725N crossover bracket)

435EVOF Front heat shield for Paughco #'s 733C5, 735G and 735-5 pipe sets (shown below on bike)

433C5R Rear heat shield for Paughco #733C5 pipe set (not shown)

435-5R Rear heat shield for Paughco #735-5 pipe set (not shown)

433C4F Low front heat shield with notch for Paughco #'s 733C5 and 735-5 pipe sets (not shown)

435G Crossover heat shield for Paughco #'s 735G and 735-5 pipe sets (not shown)

435GS Snail heat shield for right side rear cylinder on Paughco #735G pipe set (not shown)

725N Replacement hardware kit

*** NOT LEGAL FOR SALE OR USE IN CALIFORNIA**

725N

725N

735G*
INDEPENDENT DUAL
HEADPIPES



725N

735-5*
CROSSOVER DUAL
HEADPIPES



735EVOS*
40"-LONG SLASH CUT DRAG PIPES



EXHAUST SYSTEMS FOR 1995-2006 TOURING MODELS



733C7*
2-INTO-1
HEADPIPES



725N

735G1*
INDEPENDENT DUAL
HEADPIPES



HEAT SHIELD PHOTOS CAN BE SEEN ON PAGES 349-353



725N1

735-7*
CROSSOVER DUAL
HEADPIPES

SPECIAL NOTES:

1) STRAIGHT PIPES ARE NOT RECOMMENDED FOR USE ON THE STREET.

1 3/4" EXHAUST SYSTEMS FOR 1995-2006 TOURING MODELS

These drag pipe and headpipe sets fit 1995-2006 FLT, FLHT, FLHS and Road King models. Heat shields are recommended.

DRAG PIPE SET

This drag pipe set has slider channels, and includes Paughco #725S mounting hardware.

735EVOS* 40"-long Slash Cut drag pipes (shown on bike on facing page)

725S Replacement hardware mounting kit

HEADPIPE SETS

Complete your exhaust system by combining these headpipes with tailpipe extensions or mufflers for these bikes (see page 244).

733C7* 2-into-1 headpipes ONLY for 1995-2006 Touring models

735G1* Independent duals for 1995-2006 models (includes a Paughco #725N crossover bracket) shown below on bike

735-7* Crossover duals for 1995-2006 models (includes a Paughco #725N1 crossover bracket)

725N Replacement hardware mounting kit

725N1 Replacement hardware mounting kit

HEAT SHIELDS

435EVOF Front heat shield (shown below on bike)

433C4F Low front heat shield with notch for Paughco #'s 733C7 and 735-7 pipe sets (not shown)

425-5 Low front heat shield without notch for Paughco #735G1 pipe set (shown below on bike)

435EVOR Rear heat shield for Paughco #735EVOS pipe set (not shown)

433C5R Rear heat shield for Paughco #733C7 pipe set (not shown)

435-5R Rear heat shield for Paughco #735-7 pipe set (not shown)

435G Crossover heat shield for Paughco #'s 735G1 and 735-7 pipe sets (not shown)

435GS Snail heat shield for right side rear cylinder on #735G1 pipe set (shown below on bike)

*** NOT LEGAL FOR SALE OR USE IN CALIFORNIA**



735G1* INDEPENDENT DUAL HEADPIPES WITH 623-2* TURNDOWN MUFFLERS

EXHAUST SYSTEMS For 2007-2009 TOURING MODELS



733C9*
2-INTO-1
HEADPIPES

1 3/4" EXHAUST SYSTEMS For 2007-2009 TOURING MODELS

These drag pipe and headpipe sets fit many 2007-2009 FLT, FLHT and Road King models. Heat shields are recommended.

DRAG PIPE SET FOR 2007-2009 MODELS

This drag pipe set has slider channels, and includes Paughco #725S mounting hardware.

735EVOS* 40"-long Slash Cut drag pipes (shown on bike on page 326)

725S Replacement hardware mounting kit

HEADPIPE SETS FOR 2007-2008 MODELS

Complete your exhaust system with tailpipe extensions or mufflers for these bikes (see page 244).

733C9* 2-into-1 headpipes ONLY

735G3* Independent dual headpipes ONLY (includes a Paughco #725N crossover bracket) shown below on bike

735-9* Crossover dual headpipes ONLY (includes a Paughco #725N1 crossover bracket)

725N Replacement hardware mounting kit

725N1 Replacement hardware mounting kit

HEAT SHIELDS

435EVOF Front heat shield (shown below on bike)

433C4F Low front heat shield with notch for Paughco #'s 733C9 and 735-9 pipe sets (not shown)

425-5 Low front heat shield without notch for Paughco #735G3 pipe set (shown below on bike)

435EVOR Rear heat shield for Paughco #735EVOS pipe set (not shown)


433C5R Rear heat shield for Paughco #733C9 pipe set (not shown)

435-5R Rear heat shield for Paughco #735-9 pipe set (not shown)

435G Crossover heat shield for Paughco #'s 735G3 and 735-9 pipe sets (not shown)

435GS Snail heat shield for right side rear cylinder on Paughco #735G3 pipe set (shown below on bike)

*** NOT LEGAL FOR SALE OR USE IN CALIFORNIA**



735G3*
INDEPENDENT DUAL
HEADPIPES

725N



O₂ SENSOR BUNG



735-9*
CROSSOVER DUAL
HEADPIPES

725N1

HEAT SHIELD PHOTOS CAN BE SEEN ON PAGES 349-353




735G3* INDEPENDENT DUAL HEADPIPES
WITH 623-2* TURNDOWN MUFFLERS

HEADPIPE SETS FOR 2009-2015 TOURING & TRIKE MODELS



735G7*



735G4*



735G4* WITH 614-2A* ROCKET MUFFLERS



614-2A* ROCKET MUFFLERS

PAUGHCO TRUE DUAL INDEPENDENT EXHAUST HEADPIPES

- Fit Touring and Trike models from 2009 thru 2015
- Chrome or satin black powdercoated finishes
- Increased flow for better performance and sound
- Use with any stock 1995 thru 2015 H-D or aftermarket mufflers
- New OEM-style tapered flare at the top of the header pipes for better sealing at the exhaust port
- Includes chrome full length 2 1/4" heat shields
- Uses the stock H-D mounting hardware
- Sold in sets

CHROME HEADPIPE SETS

- 735G4* Fits 2009 Touring models
- 735G5* Fits 2010-2015 Touring models
- 735G6* Fits 2009 Trike models
- 735G7* Fits 2010-2015 Trike models

BLACK HEADPIPE SETS

- 735G4B* Fits 2009 Touring models
- 735G5B* Fits 2010-2015 Touring models

Note: To prevent discoloration to the chrome or painted surface when changing your exhaust system or changing the slip-on mufflers on your motorcycle other than stock OEM Harley, it is recommended you re-map your fuel injection or re-jet your carburetor.

* NOT LEGAL FOR SALE OR USE IN CALIFORNIA



EXHAUST SYSTEMS FOR PAUGHCO TRIKE CONVERSION KITS



PAUGHCO PIPES FOR SPORTSTER TRIKE CONVERSIONS

These 1¾"-diameter systems are made specially for the Paughco Sportster trike conversions. The mandrel bent S-pipes run side-by-side down the bike and under the axle for a great new look.

Full-length heat shields that stop just short of the swingarm are also available separately. The headpipe sets include four mounting clamps and a special mounting bracket that extends back under the axle to support the optional tail pipe extensions (which are sold separately). Baffles are available separately when desired.

HEADPIPE KITS

719-2TRK* Fits 1986–2003 Evolution Sportsters

719-3TRK* Fits 2004–2006 Evolution Sportsters

719-3TRKA* Fits 2007-up fuel injected Sportsters

419-2TRKF Front heat shield (sold each)

419-2TRKR Rear heat shield (sold each)

TAIL PIPE EXTENSIONS

605* 31"-long Fishtail extension (sold each)

605S* 31"-long Slash Cut extension (sold each)

605F* 31"-long Flared Tip extension (sold each)

605G* 31"-long Goose Cut extension (sold each)

77C Baffle for tail pipe extensions (sold each)

*** NOT LEGAL FOR SALE OR USE IN CALIFORNIA**

605G*



PAUGHCO PIPE SETS FOR SOFTTAIL TRIKE CONVERSIONS

These systems are made specially for Paughco Softtail trike conversions. The special 1¾"-diameter mandrel bent two-piece S-pipe runs down the side of the bike, and then bends down and under the axle assembly, one on top of the other. The pipe ends are slash cut and accept Paughco #77 baffles if desired. The headpipe and extension set includes the hanger brackets and clamps. Matching 2¼" full-coverage heatshields that cover all the way down to the first drop bend, are also available separately. Sold in sets.

731TRKA* Fits 1986–2011 Softtails

731TRKB* Fits 2012–2015 Softtails

431TRKF Front heat shield (sold each)

431TRKR Rear heat shield (sold each)

77 1¾"-diameter baffle (sold each)

*** NOT LEGAL FOR SALE OR USE IN CALIFORNIA**

**NEED NEW PHOTO
& PART INFORMATION**



SPECIAL NOTES:

1) THESE EXHAUST SYSTEMS FOR SOFTTAILS ARE NOT COMPATIBLE WITH AFTERMARKET REVERSE KITS.



EXHAUST SYSTEMS FOR PAUGHCO TRIKE CONVERSION KITS

TRIKE
KITS

SPRINGERS
& FORKS

HANDLEBARS
& RISERS

LIGHTING

FRAMES &
ACCESSORIES

WHEELS
& BRAKES

GAS & OIL
TANKS

SHEET
METAL

ENGINE &
ELECTRICAL

PRIMARY &
DRIVETRAIN

FOOT
CONTROLS

TRANSMISSION

EXHAUST

TOOLS &
GENERAL



PAUGHCO MUFFLER AND PIPE KITS FOR TOURING MODELS

These custom mufflers and “drop pipes” are needed on the Touring model trike conversions when the OEM headpipes are used. The special drop pipes lower the mufflers to clear the bottom of the axle assembly, and the special 22”-long mufflers end just past the saddlebags. Also included are extension brackets to connect the mufflers up to the stock hanger mounts.

FIT 1993–2008 TOURING MODELS

608TRK* Fishtail mufflers

610TRK* Tapered mufflers

FIT 2009–2015 TOURING MODELS

608TRKL* Fishtail mufflers

610TRKL* Tapered mufflers

*** NOT LEGAL FOR SALE OR USE IN CALIFORNIA**



PAUGHCO EXHAUST SYSTEMS FOR DYNA TRIKE CONVERSIONS

These systems are specially made for our Dyna Glide trike conversions. The special mandrel bent 1¾”-diameter two-piece S-Pipes run down the side of the bike and then down and under the axle assembly, one on top of the other. The pipe ends are straight cut and accept Paughco #77 baffles if desired. Each pipe set includes the hanger bracket and clamps. Optional 2½”-diameter full coverage heat shields that cover down to the first drop bend are available separately.

731DTRK* Fits 1991 thru 2005 models

731DTRKA* Fits 2006 thru 2015 models

431DTRKF Front heat shield (sold each)

431DTRKR Rear heat shield (sold each)

77 Baffle for 1¾” pipe (sold each)

*** NOT LEGAL FOR SALE OR USE IN CALIFORNIA**

DRAG PIPE SETS FOR 1979 SPORTSTERS



720A
34"-LONG
GOOSE CUT
DRAG PIPES

1 3/4" DRAG PIPE SETS FOR 1979 SPORTSTERS

These drag pipe sets will not fit with a kickstart. Use Paughco #725A clamps to attach these pipe sets to the exhaust ports. Heat shields are highly recommended.

720A 34"-long Goose Cut drag pipes (use Paughco #725D clamps to install)

720 34"-long Slash Cut drag pipes (use Paughco #725D clamps to install)

720-40 40"-long Slash Cut drag pipes with slider channels (use a Paughco #718 hanger bracket to install)

419F Front heat shield for Paughco #720 series pipe sets (not shown)

420R Rear heat shield for Paughco #720 series pipe sets (not shown)

718 Hanger bracket for Paughco #720-40 pipe set



720
34"-LONG
SLASH CUT
DRAG PIPES

SPECIAL NOTES:

- 1) DRAG PIPES ARE NOT RECOMMENDED FOR USE ON THE STREET.
- 2) SEE PAGE 247 FOR CLAMPS TO INSTALL THESE PIPE SETS.
- 3) SEE PAGES 349-353 FOR PHOTOS OF THE HEAT SHIELDS FOR THESE PIPE SETS.




718



720-40
40"-LONG
SLASH CUT
DRAG PIPES



STAGGERED DUALS FOR 1979 SPORTSTERS



720M
38"-LONG
SLASH CUT



718

720GM
38"-LONG
GOOSE CUT



720-2M
38"-LONG
SUPER SLASH CUT



720TM
38"-LONG TAPERED

1 3/4" STAGGERED DUAL PIPE SETS FOR 1979 SPORTSTERS

These exhaust systems for 1979 Sportsters without kickstart ONLY, have slider channels on the mufflers, and include a Paughco #718 hanger bracket to ease installation. Use Paughco #725A clamps to attach the pipes to the exhaust ports. Heat shields are recommended.

720GM 38"-long Goose Cut muffler set

720M 38"-long Slash Cut muffler set

720-2M 38"-long Super Slash Cuts

720TM 38"-long Tapered muffler set

419F Front heat shield for Paughco #720 series pipe sets (not shown)

420R Rear heat shield for Paughco #720 series pipe sets (not shown)

718 Hanger bracket for Paughco #'s 720M, 720-2M, 720GM and 720TM pipe sets

HEAT SHIELD PHOTOS CAN BE SEEN ON PAGES 349-353

TRIKE
KITS

SPRINGERS
& FORKS

HANDLEBARS
& RISERS

LIGHTING

FRAMES &
ACCESSORIES

WHEELS
& BRAKES

GAS & OIL
TANKS

SHEET
METAL

ENGINE &
ELECTRICAL

PRIMARY &
DRIVETRAIN

FOOT
CONTROLS

TRANSMISSION

EXHAUST

TOOLS &
GENERAL

EXHAUST SYSTEMS FOR 1957-1985 SPORTSTERS



ADDITIONAL MUFFLER
SETS CAN BE FOUND
ON THE FACING PAGE

1 3/4" EXHAUST SYSTEMS FOR 1957-1985 SPORTSTERS

Choose from staggered dual muffler sets or 2-into-1 headpipe sets. A Paughco #725K brake pedal stop (sold separately) is required on 1980-1985 models. Use Paughco #725A clamps to attach these pipe sets to the exhaust ports. Heat shields are recommended.

STAGGERED DUALS

These muffler sets have slider channels and mount with a Paughco #718 hanger bracket (included with set), but will not fit 1979 Sportsters.

- 719GM** 38"-long Goose Cut muffler set
- 719TM** 38"-long Tapered muffler set
- 419F** Front heat shield for Paughco #719 series Ironhead pipes (shown on bike)
- 419R** Rear heat shield for Paughco #719 series Ironhead pipes (not shown)
- 718** Hanger bracket for Paughco #'s 719GM, and 719TM pipe sets

2-INTO-1 HEADPIPE SETS

These pipe sets will fit 1957-1985 Sportster engines in rigid or swingarm frames (except 1979 swingarm models). Complete these exhaust systems with a tailpipe extension or universal muffler.

- 719C2** 2-into-1 headpipe set (includes a Paughco #718-6 hanger bracket for use with 'P' clamps) shown on bike
- 719C2U** 2-into-1 Upsweep headpipe set (includes a Paughco #718-6S hanger strap)
- 419F** Front heat shield for Paughco #719C2 series Ironhead pipe sets (shown below on bike)
- 419C2R** Rear heat shield for Paughco #719C2 series Ironhead pipe sets (shown below on bike)
- 718-6** Repl. hanger bracket for #719C2 pipe set
- 718-6S** Repl. hanger strap for #719C2U pipe set



719GM
38"-LONG
GOOSE CUT



718

719TM
38"-LONG
TAPERED



718-6

719C2
2-INTO-1
HEADPIPES



718-6S

719C2U
2-INTO-1
UPSWEEP
HEADPIPES

SPECIAL NOTES:

- 1) DRAG PIPES ARE NOT RECOMMENDED FOR USE ON THE STREET.
- 2) SEE PAGE 247 FOR CLAMPS TO INSTALL THESE PIPE SETS.
- 3) SEE PAGES 349-353 FOR PHOTOS OF THE HEAT SHIELDS FOR THESE PIPE SETS.



**719C2 2-INTO-1 HEADPIPES
WITH 607 FISHTAIL EXTENSION**

STAGGERED DUALS FOR 1957-1985 SPORTSTERS

ADDITIONAL MUFFLER SETS CAN BE FOUND ON THE FACING PAGE

719-40
40"-LONG SLASH CUT
DRAG PIPES



719A
34"-LONG GOOSE CUT
DRAG PIPES



STAGGERED DUAL EXHAUST SYSTEMS FOR 1957-1985 SPORTSTERS

These drag pipe and muffler sets will not fit 1979 Sportsters. A Paughco #725K brake pedal stop (sold separately) is required on all 1980-1985 models. Use Paughco #725A clamps to attach the pipes to the exhaust ports. Heat shields are recommended.

2"-DIAMETER DRAG PIPES

719-2IN40 40"-long Slash Cut drag pipes (use a Paughco #718 hanger bracket to install) not shown

1 3/4"-DIAMETER EXHAUST SYSTEMS

719 34"-long Slash Cut drag pipes (use Paughco #725D clamps to install) not shown
719A 34"-long Goose Cut drag pipes (use Paughco #725D clamps to install)

719-40 40"-long Slash Cut drag pipes with slider channels (use Paughco #718 hanger bracket to install)

719A40 40"-long Goose Cut drag pipes with slider channels (use Paughco #718 hanger bracket to install) not shown

719M 38"-long Slash Cut muffler set with slider channels (includes a Paughco #718 hanger bracket)

719-2M 38"-long Super Slash Cut muffler set with slider channels (includes a Paughco #718 hanger bracket) shown on bike

719MEG 38"-long Megaphone muffler set with slider channels (includes a Paughco #718 hanger bracket)

419F Front heat shield for Paughco #719 series Ironhead pipe sets (shown on bike)

419R Rear heat shield for Paughco #719 series Ironhead pipe sets (shown on bike)

718 Hanger bracket for Paughco #719 series pipe sets

725K Brake pedal stop for 1980-1985 Sportsters (not shown)


719M
38"-LONG
SLASH CUT



718



719MEG
38"-LONG
MEGAPHONE



SPECIAL NOTES:

- 1) DRAG PIPES ARE NOT RECOMMENDED FOR USE ON THE STREET.
- 2) SEE PAGE 247 FOR CLAMPS TO INSTALL THESE PIPE SETS.
- 3) SEE PAGES 349-353 FOR PHOTOS OF THE HEAT SHIELDS FOR THESE PIPE SETS.



719-2M
38"-LONG SUPER SLASH CUTS



- TRIKE KITS
- SPRINGERS & FORKS
- HANDLEBARS & RISERS
- LIGHTING
- FRAMES & ACCESSORIES
- WHEELS & BRAKES
- GAS & OIL TANKS
- SHEET METAL
- ENGINE & ELECTRICAL
- PRIMARY & DRIVETRAIN
- FOOT CONTROLS
- TRANSMISSION
- EXHAUST
- TOOLS & GENERAL

TRIKE
KITSSPRINGERS
& FORKSHANDLEBARS
& RISERS

LIGHTING


FRAMES &
ACCESSORIESWHEELS
& BRAKESGAS & OIL
TANKSSHEET
METALENGINE &
ELECTRICALPRIMARY &
DRIVETRAINFOOT
CONTROLS

TRANSMISSION


EXHAUST

TOOLS &
GENERAL


UPSWEEPS FOR 1980-1985 SWINGARM FRAME SPORTSTERS



**719B2
UPSWEEP
STRAIGHT CUT**



**719B2FS
UPSWEEP
FISHTAIL**



**719B2SS
UPSWEEP
SLASH CUT**

1 3/4" UPSWEEP EXHAUST SYSTEMS FOR 1980-1985 SPORTSTERS

For 1980-1985 swingarm frames ONLY, but will fit 1957-1978 models if the shocks are removed and replaced with struts (see page 110 for struts). Use Paughco #725A clamps to attach these pipe sets to the exhaust ports. Heat shields are highly recommended.

719B2 Straight Cut (includes a Paughco #718-4 hanger bracket)

719B2FS Fishtails (includes a Paughco #718-4 hanger bracket)

719B2AS Goose Cut (includes a Paughco #718NSA hanger bracket) shown below on bike

719B2SS Slash Cut (includes a Paughco #718NSA hanger bracket)

419F Front heat shield for Paughco #719B2 series pipe sets (shown below on bike)

419B2R Rear heat shield for Paughco #'s 719B2 and 719B2FS pipe sets (not shown)

419R Rear heat shield for Paughco #'s 719B2AS and 719B2SS pipe sets (shown below on bike)

607FT Clamp-on Mini Fishtail tip for all 1 3/4"-diameter pipes

718-4 Hanger bracket for Paughco #'s 719B2 and 719B2FS

718NSA Hanger bracket for Paughco #'s 719B2AS and 719B2SS

SPECIAL NOTES:

- 1) DRAG PIPES ARE NOT RECOMMENDED FOR USE ON THE STREET.
- 2) SEE PAGE 247 FOR CLAMPS TO INSTALL THESE PIPE SETS.
- 3) SEE PAGES 349-353 FOR PHOTOS OF THE HEAT SHIELDS FOR THESE PIPE SETS.



**719B2AS
UPSWEEP GOOSE CUT**



UPSWEEPS FOR 1957-1985 RIGID FRAME SPORTSTERS

TRIKE
KITS

SPRINGERS
& FORKS

HANDLEBARS
& RISERS

LIGHTING

FRAMES &
ACCESSORIES

WHEELS
& BRAKES

GAS & OIL
TANKS

SHEET
METAL

ENGINE &
ELECTRICAL


PRIMARY &
DRIVETRAIN

FOOT
CONTROLS


TRANSMISSION

EXHAUST

TOOLS &
GENERAL



**719B2R
STRAIGHT CUT**



**719B2F
FISHTAILS**



**719B2S
SLASH CUT**



1 3/4" UPSWEEP EXHAUST SYSTEMS FOR 1957-1985 SPORTSTER ENGINES IN RIGID FRAMES

Use Paughco #725A clamps to attach these pipe sets to the exhaust ports. Heat shields are highly recommended.

- 719B2R** Straight Cut (includes a Paughco #718N1 hanger bracket)
- 719B2F** Fishtails (includes a Paughco #718N1 hanger bracket)
- 719B2A** Goose Cut (includes a Paughco #718N hanger bracket) shown on bike
- 719B2S** Slash Cut (includes a Paughco #718N hanger bracket)
- 419F** Front heat shield for Paughco #719B2 series pipe sets (shown below on bike)
- 419B2R** Rear heat shield for Paughco #'s 719B2R and 719B2F pipe sets (not shown)
- 419R** Rear heat shield for Paughco #'s 719B2A and 719B2S pipe sets (shown below on bike)
- 607FT** Clamp-on Mini Fishtail tip for all 1 3/4"-diameter pipes
- 718N1** Hanger bracket for Paughco #'s 719B2F and 719B2R pipe sets
- 718N** Hanger bracket for Paughco #'s 719B2A and 719B2S pipe sets

SPECIAL NOTES:

- 1) DRAG PIPES ARE NOT RECOMMENDED FOR USE ON THE STREET.
- 2) SEE PAGE 247 FOR CLAMPS TO INSTALL THESE PIPE SETS.
- 3) SEE PAGES 349-353 FOR PHOTOS OF THE HEAT SHIELDS FOR THESE PIPE SETS.



**719B2A
GOOSE CUT**

TRIKE
KITSSPRINGS
& FORKSHANDLEBARS
& RISERS

LIGHTING

FRAMES &
ACCESSORIESWHEELS
& BRAKESGAS & OIL
TANKSSHEET
METALENGINE &
ELECTRICALPRIMARY &
DRIVETRAINFOOT
CONTROLS

TRANSMISSION

EXHAUST

TOOLS &
GENERAL


SHOTGUNS FOR 1957-1985 RIGID FRAME SPORTSTERS




719D34
34"-LONG SHOTGUN
SLASH CUT DRAG PIPES



719DGM
38"-LONG SHOTGUN
GOOSE CUT



719DM
38"-LONG SHOTGUN
SLASH CUT



719DTM
38"-LONG SHOTGUN
TAPERED

1 3/4" SHOTGUN EXHAUST SYSTEMS FOR 1957-1985 SPORTSTER ENGINES IN RIGID FRAMES

Use Paughco #725A clamps to attach these pipe sets to the exhaust ports. Heat shields are highly recommended.

719D34 34"-long Slash Cut drag pipes (use Paughco #725D clamps to install)

719D40 40"-long Slash Cut drag pipes with slider channels (use Paughco #725D clamps to install) shown below on bike

719DGM 38"-long Goose Cut muffler set with slider channels on mufflers

719DM 38"-long Slash Cut muffler set with slider channels on mufflers

719DTM 38"-long Tapered muffler set with slider channels on mufflers

419F Front heat shield for Paughco #719D series pipe sets (shown on bike)

419DR Rear heat shield for Paughco #'s 719D34, 719D40 pipe sets (shown on bike)

419DRS Rear heat shield for #'s 719DGM, 719DTM and 719DM pipe sets (not shown)

719D40
40"-LONG SHOTGUN
SLASH CUT DRAG PIPES

SPECIAL NOTES:

- 1) DRAG PIPES ARE NOT RECOMMENDED FOR USE ON THE STREET.
- 2) SEE PAGE 247 FOR CLAMPS TO INSTALL THESE PIPE SETS.
- 3) SEE PAGES 349-353 FOR PHOTOS OF THE HEAT SHIELDS FOR THESE PIPE SETS.



2 1/4" PIPE SETS FOR 1986-2013 EVOLUTION SPORTSTERS



Short Cut
719-3-925S*



Long Cut 719-3-925L*



Slash Cut 719-3-925SC*



719-925S*

719-925L*

719-925SC*



'9TWENTYFIVES' 2 1/4" EXHAUST SYSTEMS

These mandrel bent pipe sets include mounting brackets and are available in 3 styles, offered in both chrome and 1200° high-temp satin black powder paint. They fit both mid-control and forward control models, and the 2004-up pipes are set up for O² sensors and include plugs if sensors are not used. Slip-in baffles with end caps are available, as well as front and rear heat shield sets.

SHORT CUT EXHAUST SYSTEMS

- 719-925S* Chrome for 1986–2003 models
- 719-925SB* Black for 1986–2003 models
- 719-3-925S* Chrome for 2004–2013 models
- 719-3-925SB* Black for 2004–2013 models

LONG CUT EXHAUST SYSTEMS

- 719-925L* Chrome for 1986–2003 models
- 719-925LB* Black for 1986–2003 models
- 719-3-925L* Chrome for 2004–2013 models
- 719-3-925LB* Black for 2004–2013 models

SLASH CUT EXHAUST SYSTEMS

- 719-925SC* Chrome for 1986–2003 models
- 719-925SCB* Black for 1986–2003 models
- 719-3-925SC* Chrome for 2004–2013 models
- 719-3-925SCB* Black for 2004–2013 models

FRONT AND REAR HEAT SHIELD SETS

- 419-925C Chrome set for 1986–2003 models
- 419-925B Black set for 1986–2003 models
- 419-3-925C Chrome set for 2004-up models
- 419-3-925B Black set for 2004-up models

SLIP-IN BAFFLES FOR 925 PIPE SETS

- 77B* Perforated baffle for all systems (sold each)
- 642C* With chrome tips (Short Cuts/Long Cuts) pair
- 642B* With black tips (Short Cuts/Long Cuts) pair

*** NOT LEGAL FOR SALE OR USE IN CALIFORNIA**

TRIKE
KITS

SPRINGERS
& FORKS

HANDLEBARS
& RISERS

LIGHTING

FRAMES &
ACCESSORIES

WHEELS
& BRAKES

GAS & OIL
TANKS

SHEET
METAL

ENGINE &
ELECTRICAL

PRIMARY &
DRIVETRAIN

FOOT
CONTROLS

TRANSMISSION

EXHAUST

TOOLS &
GENERAL

TRIKE
KITSSPRINGERS
& FORKSHANDLEBARS
& RISERS

LIGHTING

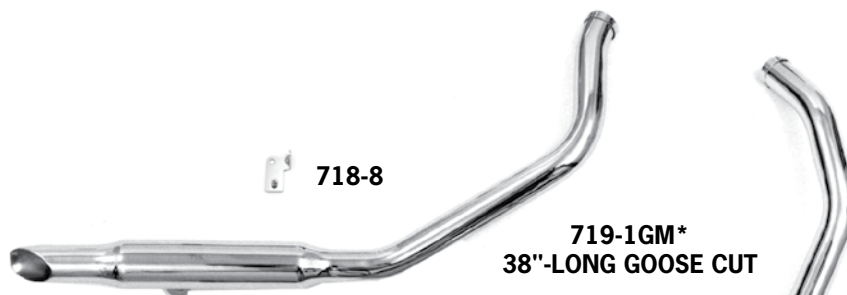
FRAMES &
ACCESSORIESWHEELS
& BRAKESGAS & OIL
TANKSSHEET
METALENGINE &
ELECTRICALPRIMARY &
DRIVETRAINFOOT
CONTROLS

TRANSMISSION

EXHAUST

TOOLS &
GENERAL

STAGGERED DUALS FOR 1986-2003 EVOLUTION SPORTSTERS



718-8

719-1GM*
38''-LONG GOOSE CUT

1 3/4" STAGGERED DUAL PIPE SETS FOR 1986-2003 EVOLUTION SPORTSTERS

These drag pipes and muffler sets bolt to the stock HD mounting bracket for a quick and painless installation. They fit all 883, 1100 and 1200 models thru 2003 (not rubber-mounted engines), and include a Paughco #718-8 brake pedal stop/mounting bracket.



719-1A40* 40"-long Goose Cut drag pipes (shown below on bike)

719-1-40* 40"-long Slash Cut drag pipes (not shown)

719-1GM* 38"-long Goose Cut muffler set

719-1M* 38"-long Slash Cut muffler set


719-1-2M* 38"-long Super Slash Cuts

419-1F Front heat shield for Paughco #719-1 series pipe sets (shown below on bike)


419-1R Rear heat shield for Paughco #719-1 series pipe sets (shown below on bike)

718-8 Brake pedal stop/mounting bracket for Paughco #719-1 series pipe sets

*** NOT LEGAL FOR SALE OR USE IN CALIFORNIA**



718-8

719-1M*
38''-LONG SLASH CUT

718-8

719-1-2M*
38''-LONG
SUPER SLASH CUT

SPECIAL NOTES:

- 1) DRAG PIPES ARE NOT RECOMMENDED FOR USE ON THE STREET.
- 2) SEE PAGES 349-353 FOR PHOTOS OF THE HEAT SHIELDS FOR THESE PIPE SETS.



719-1A40*
40''-LONG GOOSE CUT
DRAG PIPES

EXHAUST SYSTEMS FOR 1986-2003 EVOLUTION SPORTSTERS

TRIKE
KITS

SPRINGERS
& FORKS

HANDLEBARS
& RISERS

LIGHTING

FRAMES &
ACCESSORIES

WHEELS
& BRAKES

GAS & OIL
TANKS

SHEET
METAL

ENGINE &
ELECTRICAL


PRIMARY &
DRIVETRAIN

FOOT
CONTROLS

TRANSMISSION

EXHAUST

TOOLS &
GENERAL

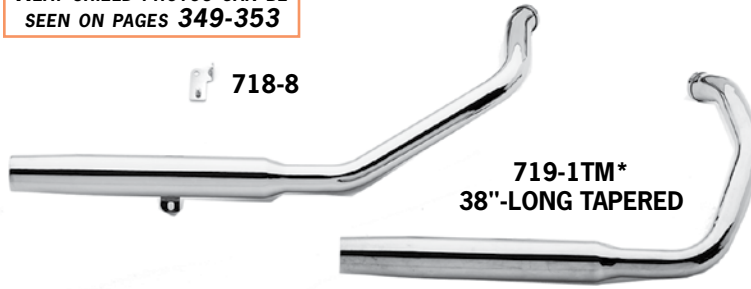


719-1MEG*
38\"/>

1 3/4" EXHAUST SYSTEMS FOR 1986-2003 EVOLUTION SPORTSTERS

A variety of exhaust systems for early 883, 1100 and 1200 Evolution Sportsters, including a set of Shotgun drag pipes for engines that are mounted in rigid frames. Heat shields are highly recommended.


HEAT SHIELD PHOTOS CAN BE SEEN ON PAGES 349-353



719-1TM*
38\"/>

719-1MEG* 38"-long Megaphone muffler set with a slider channel on the front pipe (includes a Paughco #718-8 brake pedal stop and mounting bracket)

719-1TM* 38"-long Tapered muffler set with a slider channel on the front pipe (includes a Paughco #718-8 brake pedal stop and mounting bracket)



719-1D40*
40\"/>

719-1D40* 40"-long Slash Cut Shotgun drag pipes with slider channels for rigid frames ONLY (includes a Paughco #718-8 brake pedal stop and mounting bracket)

719C1* 2-into-1 headpipe set with slider channel on front pipe for use with a tailpipe extension or muffler (includes a Paughco #718-3 hanger bracket)



719C1*
2-INTO-1 HEADPIPES

419-1F Front heat shield for Paughco #'s 719C1, 719-1MEG, 719-1TM and 719-1D40 pipe sets (shown below on bike)

419-1R Rear heat shield for Paughco #'s 719-1TM and 719-1MEG pipe sets (shown below on bike)

419-1DR Rear heat shield for Paughco #719-1D40 pipe set (not shown)

419C1R Rear heat shield for Paughco #719C1 pipe set (not shown)

718-3 Brake pedal stop and hanger bracket kit for Paughco #719C1 pipe set

718-8 Brake pedal stop/mounting bracket for Paughco #'s 719-1D40, 719-1MEG and 719-1TM pipe sets

*** NOT LEGAL FOR SALE OR USE IN CALIFORNIA**



719-1TM*
38\"/>

UPSWEEPS FOR 1986-2003 EVOLUTION SPORTSTERS



719-1SUS*
UPSWEEP SLASH CUT

1 3/4" UPSWEEP EXHAUST SYSTEMS FOR 1986-2003 EVOLUTION SPORTSTERS

These upsweep exhaust systems can be fitted to early 883, 1100 and 1200 Evolution Sportster engines (not rubber-mounted) in stock HD swingarm frames. Each set includes a Paughco #718-7 bracket kit to simplify installation. Heat shields are highly recommended.

719-1SUS* Slash Cut drag pipes

719-1GUS* Goose Cut drag pipes

719-1TUS* Straight Cut drag pipes (shown below on bike)

419-1F Front heat shield for Paughco #719-1 series pipe sets (not shown)

419-1RU Rear heat shield for Paughco #719-1 upsweep series pipe sets (not shown)

718-7 Replacement hanger bracket for swingarm frames



718-7



719-1GUS*
UPSWEEP GOOSE CUT

*** NOT LEGAL FOR SALE OR USE IN CALIFORNIA**

SPECIAL NOTES:

- 1) STRAIGHT PIPES ARE NOT RECOMMENDED FOR USE ON THE STREET.
- 2) SEE PAGES 349-353 FOR PHOTOS OF THE HEAT SHIELDS FOR THESE PIPE SETS.



719-1TUS*
UPSWEEP STRAIGHT CUT



UPSWEEPS FOR RIGID FRAME EVOLUTION SPORTSTERS

TRIKE
KITS

SPRINGERS
& FORKS

HANDLEBARS
& RISERS

LIGHTING

FRAMES &
ACCESSORIES

WHEELS
& BRAKES

GAS & OIL
TANKS

SHEET
METAL

ENGINE &
ELECTRICAL

PRIMARY &
DRIVETRAIN

FOOT
CONTROLS

TRANSMISSION

EXHAUST

TOOLS &
GENERAL



719-1SUR*
UPSWEEP SLASH CUT




718SBR



1 3/4" UPSWEEP EXHAUST SYSTEMS FOR 1986-2003 EVOLUTION SPORTSTER ENGINES IN RIGID FRAMES

These Upsweep exhaust systems can be fitted to early 883, 1100 and 1200 Evolution Sportster engines (not rubber-mounted) in Paughco rigid frames. Each set includes a Paughco #718SBR mounting kit to ease installation. Heat shields are highly recommended.



719-1GUR*
UPSWEEP GOOSE CUT

719-1SUR* Slash Cut

719-1GUR* Goose Cut

719-1TUR* Straight Cut

419-1F Front heat shield for Paughco #719-1 series pipe sets (shown below on bike)

419-1RU Rear heat shield for Paughco #719-1 upsweep series pipe sets (shown below on bike)

718SBR Replacement hanger bracket for rigid frames


*** NOT LEGAL FOR SALE OR USE IN CALIFORNIA**



719-1TUR*
UPSWEEP STRAIGHT CUT

SPECIAL NOTES:


- 1) STRAIGHT PIPES ARE NOT RECOMMENDED FOR USE ON THE STREET.
- 2) SEE PAGES 349-353 FOR PHOTOS OF THE HEAT SHIELDS FOR THESE PIPE SETS.



719-1SUR*
UPSWEEP SLASH CUT

TRIKE
KITS

EXHAUST SYSTEMS FOR 1986-2003 EVOLUTION SPORTSTERS

SPRINGS
& FORKSHANDLEBARS
& RISERS

LIGHTING

FRAMES &
ACCESSORIESWHEELS
& BRAKES

1 3/4" SHOTGUN DRAG PIPES FOR 1986-2003 SPORTSTER ENGINES IN RIGID FRAMES

This drag pipe set will fit all 1986–2003 Evolution Sportster engines (not rubber-mounted) when installed in Paughco rigid frames. The front pipe is 60"-long and the rear is 40"-long, and the set includes a Paughco #718SBR-2 hanger bracket.

719-1D2R* Slash Cut drag pipes

718SBR-2 Replacement hanger bracket for #719-1D2R pipe set

GAS & OIL
TANKSSHEET
METAL

*** NOT LEGAL FOR SALE OR USE IN CALIFORNIA**

ENGINE &
ELECTRICAL

PAUGHCO EXHAUST HANGER BRACKETS FOR 2004-2013 SPORTSTER MODELS

Replacement exhaust brackets for rubber-mounted Sportster models. Great for swapping out when upgrading to aftermarket exhaust systems. These brackets eliminate the unsightly crossover breather tube on the OEM brackets and also weigh 30% less than stock. Available in chrome or with a gloss black powdercoat.

718XLL Chrome

718XLLB Black

PRIMARY &
DRIVETRAINFOOT
CONTROLS

TRANSMISSION

EXHAUST

TOOLS &
GENERAL

EXHAUST SYSTEMS FOR 1986-2003 EVOLUTION SPORTSTERS



1 3/4" UPSWEEP SHOTGUN EXHAUST SYSTEMS FOR 1986-2003 RIGID FRAME EVOLUTION SPORTSTERS

These Upsweep Fishtail and headpipe sets will fit all 1986–2003 Evolution Sportster engines (not rubber-mounted) when installed in Paughco rigid frames. Combine the headpipe set with Paughco Fishtail or Bell Tip mufflers to customize your exhaust system. Heat shields are recommended.

- 719-1FU*** Complete Upsweep Fishtail exhaust system (includes a Paughco #718N2 hanger bracket kit)
- 719-1B2R*** Upsweep headpipe set ONLY (includes a Paughco #718SBR-1 hanger bracket kit)
- 419-1F** Front heat shield (shown below on bike)
- 419-1DRU** Rear heat shield (shown below on bike)
- 718N2** Hanger bracket kit for #719-1FU pipe set
- 718SBR-1** Hanger bracket kit for #719-1B2R pipe set (includes a rear muffler support mounting strap)

MUFFLERS

Two styles to choose from including a redux of the 'Old School' Bell Tip trumpet mufflers. Sold each.

- 608S*** 22 1/2"-long Fishtail mufflers
- 618BT*** 20"-long Bell Tip mufflers
- 619BT*** 22"-long Bell Tip mufflers

*** NOT LEGAL FOR SALE OR USE IN CALIFORNIA**

SPECIAL NOTES:

- 1) STRAIGHT PIPES ARE NOT RECOMMENDED FOR USE ON THE STREET.
- 2) SEE PAGES 349-353 FOR PHOTOS OF THE HEAT SHIELDS FOR THESE PIPE SETS



TRIKE KITS
SPRINGERS & FORKS
HANDLEBARS & RISERS
LIGHTING
FRAMES & ACCESSORIES
WHEELS & BRAKES
GAS & OIL TANKS
SHEET METAL
ENGINE & ELECTRICAL
PRIMARY & DRIVETRAIN
FOOT CONTROLS
TRANSMISSION
EXHAUST
TOOLS & GENERAL

TRIKE
KITSSPRINGERS
& FORKSHANDLEBARS
& RISERS

LIGHTING

FRAMES &
ACCESSORIESWHEELS
& BRAKESGAS & OIL
TANKSSHEET
METALENGINE &
ELECTRICALPRIMARY &
DRIVETRAINFOOT
CONTROLS

TRANSMISSION

EXHAUST

TOOLS &
GENERAL

EXHAUST SYSTEMS FOR 2004-2017 EVOLUTION SPORTSTERS



1 3/4" 'SIDE-BY-SIDE' UPSWEEP FISHTAILS FOR 2004-2017 RUBBER-MOUNTED SPORTSTERS

Upswept fishtails feature long, one-piece 1 3/4" headpipes with blended fishtails that cross to a 'side-by-side' styling at the tips. They bolt to the OEM exhaust bracket or to chrome Paughco #718XLL or black #718XLLB replacement brackets without the factory crossover tube (sold separately). They include 18mm O² sensor bungs for 2007-2017 models and block-off plugs for the 2004-2006 models, and are available with chrome-plated or high heat satin black powdercoated finishes. Optional 2 1/4" heat shields sold separately.

- 719-3-SBS*** Chrome for 2004-2013
- 719-4-SBS*** Chrome for 2014-2017
- 719-3-SBSB*** Black for 2004-2013
- 719-4-SBSB*** Black for 2014-2017

FRONT AND REAR HEAT SHIELD SETS

- 419SBS** Chrome for 2004-2013
- 419-4SBS** Chrome for 2014-2017
- 419SBSB** Black for 2004-2013
- 419-4SBSB** Black for 2014-2017



* NOT LEGAL FOR SALE OR USE IN CALIFORNIA



BLACK 'STEP-WELDED' STAGGERED DUALS FOR 2004-2017 RUBBER-MOUNTED EVOLUTION SPORTSTERS

These sets feature 1 3/4" upper headpipes step-welded into 2" lower headpipes which are in turn welded into 2 1/4" muffler bodies with bolt-in baffles and chrome tips.

Run them as drag pipes or as baffled muffler pipes. The black high-heat powderpaint finish with rough welded seams confer a 'handmade' look. Includes 18mm O² sensor bungs for the 2007-2017 models, and block-off plugs for the 2004-2006 models. They bolt to the OEM exhaust bracket or Paughco #718XLL chrome or #718XLLB black brackets that eliminate the factory crossover tube (sold separately).

- 719-3-STP*** For 2004-2013
- 719-4-STP*** For 2014-2017

* NOT LEGAL FOR SALE OR USE IN CALIFORNIA



EXHAUST SYSTEMS FOR 2004-2017 EVOLUTION SPORTSTERS



719-3-1TM*



719-3-604MB*



Tapered



Straight Cut



419-3CST

1 3/4" STAGGERED DUALS FOR 2004-2017 RUBBER-MOUNTED EVOLUTION SPORTSTERS

These exhaust sets feature 1 3/4"-diameter headpipes welded and smooth-polished into 2 1/2"-diameter mufflers, and are available in chrome or with a high heat black powderpaint finish. All pipe sets are fitted with 18mm O² sensor bungs for 2007–2017 models, and include block-off plugs for the 2004–2006 models. They bolt to the original OEM mounting bracket or to chrome Paughco #718XLL or black #718XLLB replacement brackets without the factory crossover tube (sold separately). 2 1/4"-diameter front and rear heat shield sets are also available separately. *** NOT LEGAL FOR SALE OR USE IN CALIFORNIA**

MUFFLER SETS & HEAT SHIELDS FOR 2004-2013 MODELS

- 719-3-1TM* 40"-long chrome tapered set
- 719-3-1TMB* 40"-long black tapered set
- 719-3-604M* 38"-long chrome straight cut set
- 719-3-604MB* 38"-long black straight cut set
- 419-3CST Chrome heat shield set
- 419-3BST Black heat shield set

MUFFLER SETS & HEAT SHIELDS FOR 2014-2017 MODELS

- 719-4-1TM* 40"-long chrome tapered set
- 719-4-1TMB* 40"-long black tapered set
- 719-4-604M* 38"-long chrome straight cut set
- 719-4-604MB* 38"-long black straight cut set
- 419-4CST Chrome heat shield set
- 419-4BST Black heat shield set

TRIKE
KITS

SPRINGERS
& FORKS

HANDLEBARS
& RISERS

LIGHTING

FRAMES &
ACCESSORIES

WHEELS
& BRAKES

GAS & OIL
TANKS

SHEET
METAL

ENGINE &
ELECTRICAL

PRIMARY &
DRIVETRAIN

FOOT
CONTROLS

TRANSMISSION

EXHAUST

TOOLS &
GENERAL

TRIKE
KITSSPRINGERS
& FORKSHANDLEBARS
& RISERS

LIGHTING

FRAMES &
ACCESSORIESWHEELS
& BRAKESGAS & OIL
TANKSSHEET
METALENGINE &
ELECTRICALPRIMARY &
DRIVETRAINFOOT
CONTROLS

TRANSMISSION

EXHAUST

TOOLS &
GENERAL

DRAG PIPES FOR 2004-2017 EVOLUTION SPORTSTERS



719-3-40*
40"-LONG SLASH CUT
DRAG PIPES



719-3A40*
40"-LONG GOOSE CUT
DRAG PIPES



1 3/4" STAGGERED DUAL DRAG PIPES FOR 2004-2017 EVOLUTION SPORTSTERS

These 40"-long drag pipes will fit all 2004–2017 rubber-mounted 883cc and 1200cc Evolution Sportsters. Each set includes a mounting kit, and you can re-use your stock heat shields.

719-3-40* Slash Cut drag pipes for 2004–2013

719-4-40* Slash Cut drag pipes for 2014–2017

719-3A40* Goose Cut drag pipes for 2004–2013

719-4A40* Goose Cut drag pipes for 2014–2017

719-2-40HK Replacement hardware kit for #719-3 pipe sets

719-4-40HK Replacement hardware kit for #719-4 pipe sets

*** NOT LEGAL FOR SALE OR USE IN CALIFORNIA**



O² SENSOR BUNG

719-3-40*
40"-LONG
SLASH CUT
DRAG PIPES



719-3A40*
40"-LONG GOOSE CUT DRAG PIPES



HEAT SHIELDS FOR PAUGHCO EXHAUST SYSTEMS

TRIKE
KITS

SPRINGERS
& FORKS

HANDLEBARS
& RISERS

LIGHTING

FRAMES &
ACCESSORIES

WHEELS
& BRAKES

GAS & OIL
TANKS

SHEET
METAL

ENGINE &
ELECTRICAL

PRIMARY &
DRIVETRAIN

FOOT
CONTROLS

TRANSMISSION

EXHAUST

TOOLS &
GENERAL



411BR



412CR



413CR



412D1R



415BR



419-1DR



414B1R



416B2R



419-1DRU



419-1F



419-1R



419B2R



419-1RU



419C1R



419DR



419DRS



419C2R

TRIKE
KITS

HEAT SHIELDS FOR PAUGHCO EXHAUST SYSTEMS

SPRINGERS
& FORKS



419F



419R



420R

HANDLEBARS
& RISERS



421CR



421D2R



421R

LIGHTING

FRAMES &
ACCESSORIES

WHEELS
& BRAKES

GAS & OIL
TANKS

SHEET
METAL

ENGINE &
ELECTRICAL

PRIMARY &
DRIVETRAIN

FOOT
CONTROLS

TRANSMISSION

EXHAUST

TOOLS &
GENERAL



422-1R



422R



424CR



425-1



425-1A



424R



425-2



426F



425-5



350

HEAT SHIELDS FOR PAUGHCO EXHAUST SYSTEMS



426R



429CR



429R



430F



430ER



431DYF



431DYR

431BRSD
Photo Not Available

431-1R
Photo Not Available



431R



431SDR



431SDTCR



431SF



431SR

TRIKE KITS
SPRINGERS & FORKS
HANDLEBARS & RISERS
LIGHTING
FRAMES & ACCESSORIES
WHEELS & BRAKES
GAS & OIL TANKS
SHEET METAL
ENGINE & ELECTRICAL
PRIMARY & DRIVETRAIN
FOOT CONTROLS
TRANSMISSION
EXHAUST
TOOLS & GENERAL

TRIKE
KITS

SPRINGERS
& FORKS

HANDLEBARS
& RISERS

LIGHTING

FRAMES &
ACCESSORIES

WHEELS
& BRAKES

GAS & OIL
TANKS

SHEET
METAL

ENGINE &
ELECTRICAL

PRIMARY &
DRIVETRAIN

FOOT
CONTROLS

TRANSMISSION

EXHAUST

TOOLS &
GENERAL

HEAT SHIELDS FOR PAUGHCO EXHAUST SYSTEMS



432R



433C1R



433C1F



433C4R



433C5R



433C3R



433C4F



433C8R



433CF



433C8F



433EF



433ER



433R



HEAT SHIELDS FOR PAUGHCO EXHAUST SYSTEMS

TRIKE
KITS

SPRINGERS
& FORKS

HANDLEBARS
& RISERS

LIGHTING

FRAMES &
ACCESSORIES

WHEELS &
BRAKES

GAS & OIL
TANKS

SHEET
METAL

ENGINE &
ELECTRICAL

PRIMARY &
DRIVETRAIN

FOOT
CONTROLS

TRANSMISSION

EXHAUST

TOOLS &
GENERAL



435-4R



435-5R



435-6R



435BS



435



435B



435ES



435D



435EVOF



435EVOR

435A
Photo Not
Available

435KR
Photo Not
Available



435FR



435G



435HF



435GS



435IS



435HS

TRIKE
KITS

SPRINGS
& FORKS

HANDLEBARS
& RISERS

LIGHTING

FRAMES &
ACCESSORIES

WHEELS
& BRAKES

GAS & OIL
TANKS

SHEET
METAL

ENGINE &
ELECTRICAL

PRIMARY &
DRIVETRAIN

FOOT
CONTROLS

TRANSMISSION

EXHAUST

TOOLS &
GENERAL

VINTAGE MOTORCYCLE



1940 HARLEY-DAVIDSON 61" KNUCKLEHEAD FROM THE ROBERT PAUGH, SR. VINTAGE BIKE COLLECTION



BRASS EXHAUST TIPS READY FOR PACKAGING

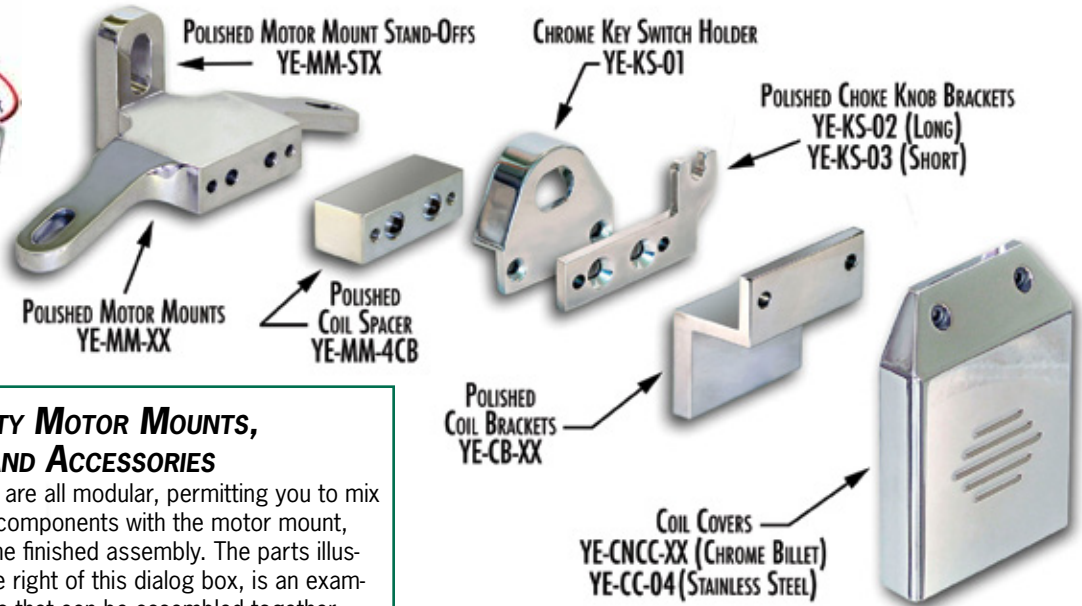


TOOLS & GENERAL



ELECTRIC HORN	370
LOCK TABS	373
TOOLS	371-372
YANKEE ENGINEUTY PRODUCTS	356-370
URNS	374-375

YANKEE ENGINEUTY MOTOR MOUNTS FOR TWIN CAM ENGINES



YANKEE ENGINEUTY MOTOR MOUNTS, COIL BRACKETS AND ACCESSORIES

The YE line of products are all modular, permitting you to mix and match the various components with the motor mount, which is the basis for the finished assembly. The parts illustration above and to the right of this dialog box, is an example of some of the parts that can be assembled together.

Begin by referring to the 'Coil Group Identification Matrix' on page 363 to establish which coil(s) you're using. The coils are divided into 10 groups identified as A thru K. When you have determined which group your coil(s) falls into, return to this page. The coil group determines which coil bracket you will need, and which accessories and covers are compatible.

Next, look at the chart on the facing page for the engine you want to install the motor mount on. Then, follow that column down until you arrive at the part numbers for your coil group. This will show you which coil bracket you'll need, and which cover(s) are available for that bracket and coil combination.

All of the parts listed in the chart on the facing page are shown in the photo below.



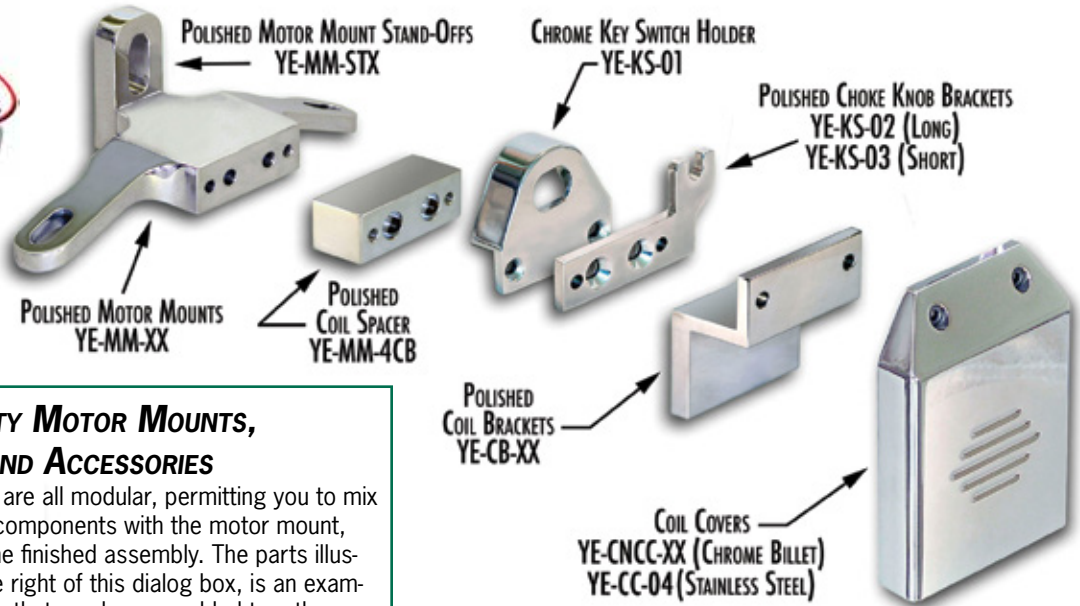
YANKEE ENGINEUTY MOTOR MOUNTS FOR TWIN CAM ENGINES

- Step 1)** Refer to the 'Coil Group Identification Matrix' on page 363 to establish which coil(s) you're using. They are divided into 10 groups identified as A thru K.
- Step 2)** Look at the chart below for the engine you want to install the motor mount on.
- Step 3)** Follow that column down until you arrive at the part numbers for your coil group, and then select the coil mounting bracket and coil cover (if desired).
- Step 4)** Continue down the column to select the optional accessories for your application.



YANKEE ENGINEUTY MOTOR MOUNTS & ACCESSORIES FOR H-D TWIN CAM ENGINES			
	FOR ALL 1999-2006 H-D MODELS WITH CARBURETORS IN STOCK H-D FRAMES OR PAUGHCO CUSTOM FRAMES	FOR 2001-2010 SOFTAIL MODELS WITH FUEL INJECTION IN STOCK H-D FRAMES OR PAUGHCO CUSTOM FRAMES	FOR ALL 1999-2010 DYNA & TOURING MODELS WITH FUEL INJECTION IN STOCK H-D OR PAUGHCO FRAMES
MOTOR MOUNT (has provisions for coil mounts and accessories)	YE-MM-09	YE-MM-11	YE-MM-12
MOTOR MOUNT STAND-OFFS Standard Width Standard Width but 1/2"-Taller Standard Width but 1/2"-Thicker Standard Width but 3/4"-Thicker Standard Width but 1"-Taller & Wider	YE-MM-ST1 YE-MM-ST2 YE-MM-ST3 YE-MM-ST4 YE-MM-ST5	YE-MM-ST1 YE-MM-ST2 YE-MM-ST3 YE-MM-ST4 YE-MM-ST5	- - - - -
COIL BRACKET FOR GROUP A COILS Chrome Billet Coil Cover Ribbed Chrome Billet Coil Cover	YE-CB-09 YE-CNCC-04 YE-CNCC-08	YE-CB-09 YE-CNCC-04 YE-CNCC-08	YE-CB-09 YE-CNCC-04 YE-CNCC-08
COIL BRACKET FOR GROUP B COILS Chrome Billet Coil Cover Ribbed Chrome Billet Coil Cover	YE-CB-10 YE-CNCC-04 YE-CNCC-08	YE-CB-10 YE-CNCC-04 YE-CNCC-08	YE-CB-10 YE-CNCC-04 YE-CNCC-08
COIL BRACKET FOR GROUP C COILS Chrome Billet Coil Cover Ribbed Chrome Billet Coil Cover	YE-CB-13 YE-CNCC-04 YE-CNCC-08	YE-CB-13 YE-CNCC-04 YE-CNCC-08	YE-CB-13 YE-CNCC-04 YE-CNCC-08
COIL BRACKET FOR GROUP D COILS Chrome Billet Coil Cover	YE-CB-14 YE-CNCC-03	YE-CB-14 YE-CNCC-03	YE-CB-14 YE-CNCC-03
COIL BRACKET FOR GROUP E COILS Chrome Billet Coil Cover Ribbed Chrome Billet Coil Cover	YE-CB-15 YE-CNCC-04 YE-CNCC-08	YE-CB-15 YE-CNCC-04 YE-CNCC-08	YE-CB-15 YE-CNCC-04 YE-CNCC-08
COIL BRACKET FOR GROUP F COILS Chrome Billet Coil Cover Stainless Steel Coil Cover	YE-CB-06 YE-CNCC-06 YE-CC-04	YE-CB-06 YE-CNCC-06 YE-CC-04	YE-CB-06 YE-CNCC-06 YE-CC-04
COIL BRACKET FOR GROUP G COILS Chrome Billet Coil Cover Stainless Steel Coil Cover	YE-CB-04 YE-CNCC-06 YE-CC-04	YE-CB-04 YE-CNCC-06 YE-CC-04	YE-CB-04 YE-CNCC-06 YE-CC-04
COIL BRACKET FOR GROUP H COILS Chrome Billet Coil Cover	YE-CB-15 YE-CNCC-05	YE-CB-15 YE-CNCC-05	YE-CB-15 YE-CNCC-05
COIL BRACKET FOR GROUP J COILS Chrome Billet Coil Cover	YE-CB-17 YE-CNCC-03	YE-CB-17 YE-CNCC-03	YE-CB-17 YE-CNCC-03
COIL BRACKET FOR GROUP K COILS Chrome Billet Coil Cover Ribbed Chrome Billet Coil Cover	YE-CB-16 YE-CNCC-04 YE-CNCC-08	YE-CB-16 YE-CNCC-04 YE-CNCC-08	YE-CB-16 YE-CNCC-04 YE-CNCC-08
COIL SPACER (NOT REQUIRED)	YE-MM-4CB	YE-MM-4CB	YE-MM-4CB
HORN BRACKET	YE-MM-4H	YE-MM-4H	YE-MM-4H
MOTOR MOUNT GAUGE ADAPTER	YE-GA-01	YE-GA-01	YE-GA-01
KEY SWITCH HOLDER	YE-KS-01	YE-KS-01	YE-KS-01
LONG CHOKE KNOB BRACKET	YE-KS-02		-
SHORT CHOKE KNOB BRACKET	YE-KS-03		-

YANKEE ENGINEUTY MOTOR MOUNTS FOR EVOLUTION ENGINES



YANKEE ENGINEUTY MOTOR MOUNTS, COIL BRACKETS AND ACCESSORIES

The YE line of products are all modular, permitting you to mix and match the various components with the motor mount, which is the basis for the finished assembly. The parts illustration above and to the right of this dialog box, is an example of some of the parts that can be assembled together.

Begin by referring to the 'Coil Group Identification Matrix' on page 363 to establish which coil(s) you're using. The coils are divided into 10 groups identified as A thru K. When you have determined which group your coil(s) falls into, return to this page. The coil group determines which coil bracket you will need, and which accessories and covers are compatible.

Next, look at the chart on the facing page for the engine you want to install the motor mount on. Then, follow that column down until you arrive at the part numbers for your coil group. This will show you which coil bracket you'll need, and which cover(s) are available for that bracket and coil combination.

All of the parts listed in the chart on the facing page are shown in the photo below.



THIS GROUPING SHOWS A POLISHED YE-MM-04 MOTOR MOUNT WITH A CHROME YE-GA-01 GAUGE ADAPTOR AND A CHROME YE-T-17 GAUGE TOP. THE YE-GA-01, WHEN COMBINED WITH A YE GAUGE TOP, WILL LET YOU ATTACH A TACH OR SPEEDO TO YOUR MOTOR MOUNT, CLEANING UP YOUR HANDLEBARS.



YANKEE ENGINEUTY MOTOR MOUNTS FOR EVOLUTION ENGINES

- Step 1)** Refer to the 'Coil Group Identification Matrix' on page 363 to establish which coil(s) you're using. They are divided into 10 groups identified as A thru K.
- Step 2)** Look at the chart below for the engine you want to install the motor mount on.
- Step 3)** Follow that column down until you arrive at the part numbers for your coil group, and then select the coil mounting bracket and coil cover (if desired).
- Step 4)** Continue down the column to select the optional accessories for your application.



YANKEE ENGINEUTY MOTOR MOUNTS & ACCESSORIES FOR H-D EVOLUTION ENGINES				
	FOR 1984-1999 SOFTAIL MODELS	FOR 1991-1998 DYNA MODELS	FOR 1984-2000 FXR MODELS & 1984-1998 TOURING MODELS	FOR 1986-2003 SPORTSTER MODELS
MOTOR MOUNT Provisions for coil mounts & accy's No provisions for coil mounts	YE-MM-04 YE-MM-08	YE-MM-05 -	YE-MM-01 -	YE-MM-06* -
MOTOR MOUNT STAND-OFFS Standard Width Standard Width but 1/2"-Taller Standard Width but 1/2"-Thicker Standard Width but 3/4"-Thicker Std. Width but 1"-Taller & Wider	YE-MM-ST1 YE-MM-ST2 YE-MM-ST3 YE-MM-ST4 YE-MM-ST5	- - - - -	- - - - -	- - - - -
COIL BRACKET - GROUP A COILS Chrome Billet Coil Cover Ribbed Chrome Billet Coil Cover	YE-CB-09** YE-CNCC-04 YE-CNCC-08	YE-CB-09** YE-CNCC-04 YE-CNCC-08	YE-CB-09 YE-CNCC-04 YE-CNCC-08	YE-CB-09** YE-CNCC-04 YE-CNCC-08
COIL BRACKET - GROUP B COILS Chrome Billet Coil Cover Ribbed Chrome Billet Coil Cover	YE-CB-10** YE-CNCC-04 YE-CNCC-08	YE-CB-10** YE-CNCC-04 YE-CNCC-08	YE-CB-10 YE-CNCC-04 YE-CNCC-08	YE-CB-10** YE-CNCC-04 YE-CNCC-08
COIL BRACKET - GROUP C COILS Chrome Billet Coil Cover Ribbed Chrome Billet Coil Cover	YE-CB-13** YE-CNCC-04 YE-CNCC-08	YE-CB-13** YE-CNCC-04 YE-CNCC-08	YE-CB-13 YE-CNCC-04 YE-CNCC-08	YE-CB-13** YE-CNCC-04 YE-CNCC-08
COIL BRACKET - GROUP D COILS Chrome Billet Coil Cover	YE-CB-14 YE-CNCC-03	YE-CB-14 YE-CNCC-03	YE-CB-14 YE-CNCC-03	YE-CB-14 YE-CNCC-03
COIL BRACKET - GROUP E COILS Chrome Billet Coil Cover Ribbed Chrome Billet Coil Cover	YE-CB-15** YE-CNCC-04 YE-CNCC-08	YE-CB-15** YE-CNCC-04 YE-CNCC-08	YE-CB-15 YE-CNCC-04 YE-CNCC-08	YE-CB-15** YE-CNCC-04 YE-CNCC-08
COIL BRACKET - GROUP F COILS Chrome Billet Coil Cover Stainless Steel Coil Cover	YE-CB-06** YE-CNCC-06 YE-CC-04	YE-CB-06** YE-CNCC-06 YE-CC-04	YE-CB-06 YE-CNCC-06 YE-CC-04	YE-CB-06** YE-CNCC-06 YE-CC-04
COIL BRACKET - GROUP G COILS Chrome Billet Coil Cover Stainless Steel Coil Cover	YE-CB-04** YE-CNCC-06 YE-CC-04	YE-CB-04** YE-CNCC-06 YE-CC-04	YE-CB-04 YE-CNCC-06 YE-CC-04	YE-CB-04** YE-CNCC-06 YE-CC-04
COIL BRACKET - GROUP H COILS Chrome Billet Coil Cover	YE-CB-15** YE-CNCC-05	YE-CB-15** YE-CNCC-05	YE-CB-15 YE-CNCC-05	YE-CB-15** YE-CNCC-05
COIL BRACKET - GROUP J COILS Chrome Billet Coil Cover	YE-CB-17** YE-CNCC-03	YE-CB-17** YE-CNCC-03	YE-CB-17 YE-CNCC-03	YE-CB-17** YE-CNCC-03
COIL BRACKET - GROUP K COILS Chrome Billet Coil Cover Ribbed Chrome Billet Coil Cover	YE-CB-16** YE-CNCC-04 YE-CNCC-08	YE-CB-16** YE-CNCC-04 YE-CNCC-08	YE-CB-16 YE-CNCC-04 YE-CNCC-08	YE-CB-16** YE-CNCC-04 YE-CNCC-08
COIL SPACER (IF REQUIRED)	YE-MM-4CB	YE-MM-4CB	YE-MM-4CB	YE-MM-4CB
HORN BRACKET	YE-MM-4H	YE-MM-4H	YE-MM-4H	YE-MM-4H
MOTOR MOUNT GAUGE ADAPTER	YE-GA-01	YE-GA-01	YE-GA-01	YE-GA-01
KEY SWITCH HOLDER	YE-KS-01	YE-KS-01	YE-KS-01	YE-KS-01
LONG CHOKE KNOB BRACKET	YE-KS-02	YE-KS-02	YE-KS-02	YE-KS-02
SHORT CHOKE KNOB BRACKET	YE-KS-03	YE-KS-03	YE-KS-03	YE-KS-03

* YE-MM-06 MOTOR MOUNT MAY INTERFERE WITH THE STOCK HD PETCOCK ON 2000-2003 SPORTSTER MODELS. USE A 90° AFTERMARKET PETCOCK IF THIS IS AN ISSUE.

** YE-MM-4CB COIL SPACER IS REQUIRED FOR THIS APPLICATION.

TRIKE
KITS

SPRINGERS
& FORKS

HANDLEBARS
& RISERS

LIGHTING

FRAMES &
ACCESSORIES

WHEELS
& BRAKES

GAS & OIL
TANKS

SHEET
METAL

ENGINE &
ELECTRICAL

PRIMARY &
DRIVETRAIN

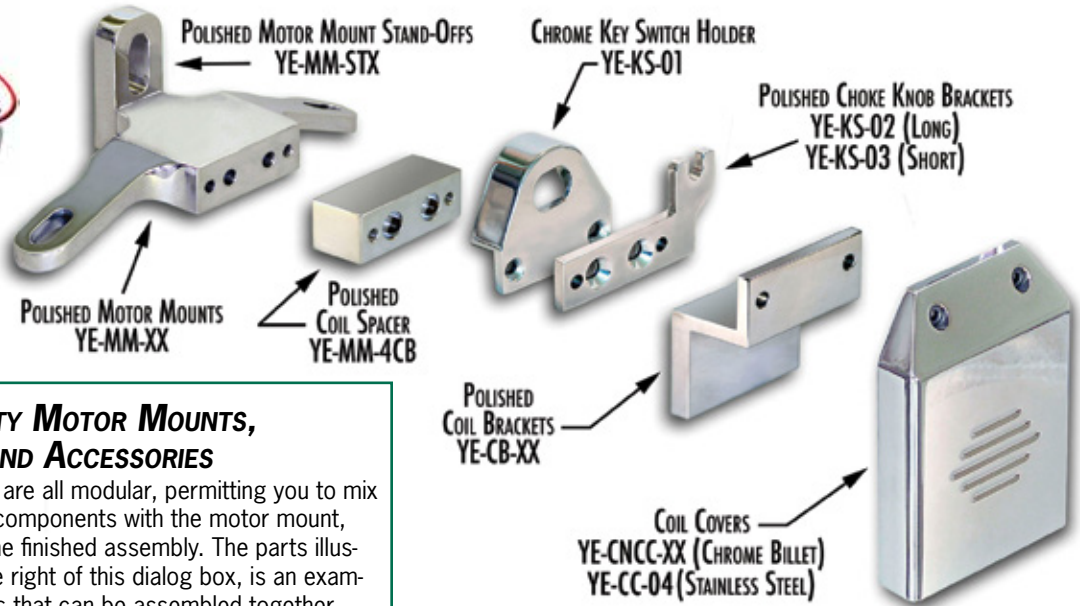
FOOT
CONTROLS

TRANSMISSION

EXHAUST

TOOLS &
GENERAL

YANKEE ENGINEUTY MOTOR MOUNTS & COIL BRACKETS



YANKEE ENGINEUTY MOTOR MOUNTS, COIL BRACKETS AND ACCESSORIES

The YE line of products are all modular, permitting you to mix and match the various components with the motor mount, which is the basis for the finished assembly. The parts illustration above and to the right of this dialog box, is an example of some of the parts that can be assembled together.

Begin by referring to the 'Coil Group Identification Matrix' on page 363 to establish which coil(s) you're using. The coils are divided into 10 groups identified as A thru K. When you have determined which group your coil(s) falls into, return to this page. The coil group determines which coil bracket you will need, and which accessories and covers are compatible.

Next, look at the chart on the facing page for the engine you want to install the motor mount on. Then, follow that column down until you arrive at the part numbers for your coil group. This will show you which coil bracket you'll need, and which cover(s) are available for that bracket and coil combination.

All of the parts listed in the chart on the facing page are shown in the photo below.



THIS GROUPING SHOWS A POLISHED YE-MM-04 MOTOR MOUNT WITH A CHROME YE-GA-01 GAUGE ADAPTOR AND A CHROME YE-T-17 GAUGE TOP. THE YE-GA-01, WHEN COMBINED WITH A YE GAUGE TOP, WILL LET YOU ATTACH A TACH OR SPEEDO TO YOUR MOTOR MOUNT, CLEANING UP YOUR HANDLEBARS.



YANKEE ENGINEUTY MOTOR MOUNTS & COIL BRACKETS

- Step 1)** Refer to the 'Coil Group Identification Matrix' on page 363 to establish which coil(s) you're using. They are divided into 10 groups identified as A thru K.
- Step 2)** Look at the chart below for the engine you want to install the motor mount on.
- Step 3)** Follow that column down until you arrive at the part numbers for your coil group, and then select the coil mounting bracket and coil cover (if desired).
- Step 4)** Continue down the column to select the optional accessories for your application.



YANKEE ENGINEUTY MOTOR MOUNTS & ACCESSORIES FOR H-D AND S&S ENGINES				
	FOR 1957-1978 SPORTSTER ENGINES	FOR 1948-1984 PANHEAD AND SHOVELHEAD ENGINES	FOR S&S SUPER SIDEWINDER RUBBER- MOUNTED ENGINES	FOR S&S SUPER SIDEWINDER SOLID- MOUNTED ENGINES
MOTOR MOUNT Provisions for coil mounts & accys No provisions for coil mounts	YE-MM-13 -	YE-MM-03 YE-MM-02	YE-MM-01 -	YE-MM-10 -
MOTOR MOUNT STAND-OFFS Standard Width Standard Width but 1/2"-Taller Standard Width but 1/2"-Thicker Standard Width but 3/4"-Thicker Std. Width but 1"-Taller & Wider	- - - - -	YE-MM-ST1 YE-MM-ST2 YE-MM-ST3 YE-MM-ST4 YE-MM-ST5	- - - - -	YE-MM-ST1 YE-MM-ST2 YE-MM-ST3 YE-MM-ST4 YE-MM-ST5
COIL BRACKET - GROUP A COILS Chrome Billet Coil Cover Ribbed Chrome Billet Coil Cover	YE-CB-09** YE-CNCC-04 YE-CNCC-08	YE-CB-09 YE-CNCC-04 YE-CNCC-08	YE-CB-09** YE-CNCC-04 YE-CNCC-08	YE-CB-09** YE-CNCC-04 YE-CNCC-08
COIL BRACKET - GROUP B COILS Chrome Billet Coil Cover Ribbed Chrome Billet Coil Cover	YE-CB-10** YE-CNCC-04 YE-CNCC-08	YE-CB-10 YE-CNCC-04 YE-CNCC-08	YE-CB-10** YE-CNCC-04 YE-CNCC-08	YE-CB-10** YE-CNCC-04 YE-CNCC-08
COIL BRACKET - GROUP C COILS Chrome Billet Coil Cover Ribbed Chrome Billet Coil Cover	YE-CB-13** YE-CNCC-04 YE-CNCC-08	YE-CB-13 YE-CNCC-04 YE-CNCC-08	YE-CB-13** YE-CNCC-04 YE-CNCC-08	YE-CB-13** YE-CNCC-04 YE-CNCC-08
COIL BRACKET - GROUP D COILS Chrome Billet Coil Cover	YE-CB-14** YE-CNCC-03	YE-CB-14 YE-CNCC-03	YE-CB-14 YE-CNCC-03	YE-CB-14 YE-CNCC-03
COIL BRACKET - GROUP E COILS Chrome Billet Coil Cover Ribbed Chrome Billet Coil Cover	YE-CB-15** YE-CNCC-04 YE-CNCC-08	YE-CB-15 YE-CNCC-04 YE-CNCC-08	YE-CB-15** YE-CNCC-04 YE-CNCC-08	YE-CB-15 YE-CNCC-04 YE-CNCC-08
COIL BRACKET - GROUP F COILS Chrome Billet Coil Cover Stainless Steel Coil Cover	YE-CB-06** YE-CNCC-06 YE-CC-04	YE-CB-06 YE-CNCC-06 YE-CC-04	YE-CB-06** YE-CNCC-06 YE-CC-04	YE-CB-06** YE-CNCC-06 YE-CC-04
COIL BRACKET - GROUP G COILS Chrome Billet Coil Cover Stainless Steel Coil Cover	YE-CB-04** YE-CNCC-06 YE-CC-04	YE-CB-04 YE-CNCC-06 YE-CC-04	YE-CB-04** YE-CNCC-06 YE-CC-04	YE-CB-04** YE-CNCC-06 YE-CC-04
COIL BRACKET - GROUP H COILS Chrome Billet Coil Cover	YE-CB-15 YE-CNCC-05	YE-CB-15 YE-CNCC-05	YE-CB-15** YE-CNCC-05	YE-CB-15** YE-CNCC-05
COIL BRACKET - GROUP J COILS Chrome Billet Coil Cover	YE-CB-17** YE-CNCC-03	YE-CB-17 YE-CNCC-03	YE-CB-17** YE-CNCC-03	YE-CB-17** YE-CNCC-03
COIL BRACKET - GROUP K COILS Chrome Billet Coil Cover Ribbed Chrome Billet Coil Cover	YE-CB-16** YE-CNCC-04 YE-CNCC-08	YE-CB-16 YE-CNCC-04 YE-CNCC-08	YE-CB-16** YE-CNCC-04 YE-CNCC-08	YE-CB-16** YE-CNCC-04 YE-CNCC-08
COIL SPACER (IF REQUIRED)	YE-MM-4CB	YE-MM-4CB	YE-MM-4CB	YE-MM-4CB
HORN BRACKET	YE-MM-4H	YE-MM-4H	YE-MM-4H	YE-MM-4H
MOTOR MOUNT GAUGE ADAPTER	YE-GA-01	YE-GA-01	YE-GA-01	YE-GA-01
KEY SWITCH HOLDER	YE-KS-01	YE-KS-01	YE-KS-01	YE-KS-01
LONG CHOKE KNOB BRACKET	YE-KS-02	YE-KS-02	YE-KS-02	YE-KS-02
SHORT CHOKE KNOB BRACKET	YE-KS-03	YE-KS-03	YE-KS-03	YE-KS-03

** YE-MM-4CB COIL SPACER IS REQUIRED FOR THIS APPLICATION.

TRIKE
KITS

SPRINGERS
& FORKS

HANDLEBARS
& RISERS

LIGHTING

FRAMES &
ACCESSORIES

WHEELS
& BRAKES

GAS & OIL
TANKS

SHEET
METAL

ENGINE &
ELECTRICAL

PRIMARY &
DRIVETRAIN

FOOT
CONTROLS

TRANSMISSION

EXHAUST

TOOLS &
GENERAL

YANKEE ENGINEUTY COIL GROUP MATRIX


USE THE PICTURES TO IDENTIFY WHICH COIL SHAPE YOU'RE USING.... NOT ALL COILS ARE SHOWN BECAUSE MANY MANUFACTURERS USE THE SAME CASE. THE 'COIL GROUP' (A THRU K) DICTATES WHICH COIL BRACKET YOU NEED. USE THE CHART ON THE FACING PAGE TO CONFIRM YOUR SELECTION. SOME COILS, E.G., DUAL TOWER NOLOGY OR DYNATEK MINI-SERIES, APPEAR IN MORE THAN ONE COIL GROUP.... THAT'S BECAUSE YOU CAN USE THEM IN 2-PLUG OR 4-PLUG APPLICATIONS DEPENDING ON YOUR CHOICE OF COIL BRACKET.



Group A Coils ↑



Group E Coils ↑



Group G Coils ↑



Group H Coils ↑



Group B Coils →



Group C Coils ↑



Group D Coils →



Group F Coils ↑



Group J Coils ↑



Group K Coils ↑



YANKEE ENGINEUTY COIL GROUP MATRIX

COIL GROUP MATRIX FOR YANKEE ENGINEUTY MOTOR MOUNT COIL BRACKETS

'GROUP A COILS'		MFG PART #		'GROUP D COILS'		MFG PART #	
The following coils will mount to a YE-CB-09 coil bracket:				The following coils will mount to a YE-CB-14 coil bracket:			
Accel Dual Fire Super Coil - Points (yellow)	140406	Nology PFC-30D 3.0 Ohm Dual Output Mini Coil (x1)	152 051 350	Nology PFC-06D 0.6 Ohm Dual Output Mini Coil (x1)	152 001 070		
Accel Dual Fire Super Coil - Points (black)	140406BK						
Accel Dual Fire Super Coil - Points (chrome)	140406CH						
Accel Dual Fire Super Coil - Electronic (yellow)	140407						
Accel Dual Fire Super Coil - Electronic (black)	140407BK						
Accel Dual Fire Super Coil - Electronic (chrome)	140407CH						
Accel Single Fire Super Coil (yellow)	140408						
Accel Single Fire Super Coil (black)	140408BK						
Accel Single Fire Super Coil (chrome)	140408CH						
Blue Streak 4.6 Ohm Mini Coil - Points	SHD1X						
Blue Streak 2.7 Ohm Mini Coil - Electronic	SHD2X						
Compu-Fire High-Output 3.0 Ohm Dual Fire Mini Coil	30650						
Crane Cams Hi-Intensity Single Fire Coil	8-3001						
Crane Cams Single Fire Performance Coil	8-3005						
Crane Cams Hi-Intensity Lightweight Dual Fire Coil	8-3006						
Daytona Twin Tec 3.0 Ohm Single Fire Coil	2005						
Drag Specialties 2.4 Ohm Single Fire Coil	2102-0063						
Dynatek Twin Fire II 3.0 Ohm Mini Coil	DC6-5						
Harley-Davidson OEM Electronic Coil & Equivalents	31614-83						
Motor Factory 3.0 Ohm Single Fire Coil	605051						
RevTech High-Output 3.0 Ohm Dual Fire Mini Coil	28714						
RevTech High-Output 3.0 Ohm Single Fire Mini Coil	28673						
S&S High-Output 3.0 Ohm Single Fire Coil	55-1571						
Screamin' Eagle 3.0 Ohm Performance Coil (orange)	31620-88A						
Screamin' Eagle 3.0 Ohm Performance Coil (black)	31653-97						
Screamin' Eagle 3.0 Ohm Performance Coil (red)	31654-97						
Spyke Dual Fire Coil	449010 SPCDF						
Spyke Single Fire Coil	447010 SPC						
'GROUP B COILS'		MFG PART #		'GROUP E COILS'		MFG PART #	
The following coils will mount to a YE-CB-10 coil bracket:				The following coils will mount to a YE-CB-15 coil bracket:			
Dynatek Twin Fire Four Output Single Fire Coil	DC6-4	Daytona Twin Tec 3.0 Ohm Single Output Coil (x2)	MINI-COIL	Nology PFC-30S 3.0 Ohm Single Output Coil (x2)	152 051 300		
Dynatek Twin Fire Dual Output Single Fire Coil (low)	DC6-3	Nology PFC-06S 0.6 Ohm Single Output Coil (x2)	152 001 060	Nology PFC-30D 3.0 Ohm Dual Output Coil (x2)	152 051 350		
Dynatek Twin Fire Dual Output Single Fire Coil (high)	DC6-2	Nology PFC-06D 0.6 Ohm Dual Output Coil (x2)	152 001 070				
'GROUP C COILS'		MFG PART #		'GROUP F COILS'		MFG PART #	
The following coils will mount to a YE-CB-13 coil bracket:				The following coils will mount to a YE-CB-06 coil bracket:			
Accel 0.5 Ohm Single Fire Super Coil (carburetor)	140409	Accel Post-Style 3.0 Ohm Super Coil (yellow)	140405	Accel Post-Style 3.0 Ohm Super Coil (black)	140405K		
Accel 0.5 Ohm Single Fire Super Coil (fuel injection)	140410	Dynatek Post-Style 5.0 Ohm Dual Output Coil (black)	DC8-1	Dynatek Post-Style 5.0 Ohm Dual Output Coil (black)	DC8-1		
Blue Streak 0.5 Ohm Single Fire Coil (carburetor)	MC-1C2X	Dynatek Post-Style 5.0 Ohm Single Output Coil (black)	DC10-1	Dynatek Post-Style 3.0 Ohm Dual Output Coil (black)	DC10-1		
Crane Cams 0.5 Ohm Single Fire Coil (carburetor)	8-3010	Dynatek Post-Style 3.0 Ohm Dual Output Coil (green)	DC1-1	Dynatek Post-Style 3.0 Ohm Dual Output Coil (green)	DC1-1		
Daytona Twin Tec High-Output Single Fire Coil (carb)	2008	Dynatek Post-Style 3.0 Ohm Single Output Coil (green)	DC3-1	Dynatek Post-Style 3.0 Ohm Single Output Coil (green)	DC3-1		
Drag Specialties 0.5 Ohm Single Fire Coil (carb)	2102-0064	Dynatek Post-Style 3.0 Ohm Dual Output Coil (green)	DC3-1	Dynatek Post-Style 3.0 Ohm Single Output Coil (green)	DC3-1		
Dynatek 0.5 Ohm Single Fire Twin Cam Coil (carb)	DC6-6	Dynatek Post-Style 1.5 Ohm Dual Output Coil (brown)	DC2-1	Dynatek Post-Style 1.5 Ohm Dual Output Coil (brown)	DC2-1		
Harley-Davidson 0.5 Ohm OEM Coil (carburetor)	31655-99	Dynatek Post-Style 2.2 Ohm Dual Output Coil (grey)	DC4-1	Dynatek Post-Style 2.2 Ohm Dual Output Coil (grey)	DC4-1		
Harley-Davidson 0.5 Ohm OEM Coil (fuel injection)	31743-01	RevTech Post-Style 3.0 Ohm Dual Output Coil	59720	RevTech Post-Style 3.0 Ohm Dual Output Coil	59720		
Harley-Davidson 0.5 Ohm OEM Coil (fuel injection)	31696-07A	RevTech Post-Style 3.0 Ohm Single Output Coil	59721	RevTech Post-Style 3.0 Ohm Single Output Coil	59721		
Motor Factory 0.5 Ohm Single Fire Coil (carburetor)	605050						
S&S 0.5 Ohm Single Fire Performance Coil (carb)	55-1576						
'GROUP H COILS'		MFG PART #		'GROUP G COILS'		MFG PART #	
The following coils will mount to a YE-CB-15 coil bracket:				The following coils will mount to a YE-CB-04 coil bracket:			
Compu-Fire Single Output Coils - Left (x1) & Right (x1)		32410, 32420		Dynatek Post-Style 5.0 Ohm Dual Output Coil (black)	DC8-1		
				Dynatek Post-Style 5.0 Ohm Single Output Coil (black)	DC10-1		
				Dynatek Post-Style 3.0 Ohm Dual Output Coil (green)	DC1-1		
				Dynatek Post-Style 3.0 Ohm Single Output Coil (green)	DC3-1		
				Dynatek Post-Style 1.5 Ohm Dual Output Coil (brown)	DC2-1		
				Dynatek Post-Style 2.2 Ohm Dual Output Coil (grey)	DC4-1		
				RevTech Post-Style 3.0 Ohm Dual Output Coil	59720		
				RevTech Post-Style 3.0 Ohm Single Output Coil	59721		
'GROUP I COILS'		MFG PART #		'GROUP J COILS'		MFG PART #	
The following coils will mount to a YE-CB-17 coil bracket:				The following coils will mount to a YE-CB-17 coil bracket:			
				Dynatek Mini-Series 3.0 Ohm Dual Output Coil (x1)	DC1-2, DC1-3		
				Dynatek Mini-Series 0.5 Ohm Dual Output Coil (x1)	DC11-1, DC11-2		
'GROUP K COILS'		MFG PART #		'GROUP K COILS'		MFG PART #	
The following coils will mount to a YE-CB-16 coil bracket:				The following coils will mount to a YE-CB-16 coil bracket:			
				Dynatek Mini-Series 3.0 Ohm Dual Output Coil (x2)	DC1-2, DC1-3		
				Dynatek Mini-Series 3.0 Ohm Single Output Coil (x2)	DC3-2, DC3-3		
				Dynatek Mini-Series 0.5 Ohm Dual Output Coil (x2)	DC11-1, DC11-2		
				Dynatek Mini-Series 0.5 Ohm Single Output Coil (x2)	DC12-1, DC12-2		

YANKEE ENGINEUTY FRAME MOUNT COIL BRACKETS



YE-CB-01



YE-CB-02



YE-CB-03



31609-65A
31609-80
HD Coil Group

YANKEE ENGINEUTY FRAME MOUNT COIL BRACKETS

These polished aluminum pieces are ideal for replacing the frame-mounted OEM coil brackets on stock Harley-Davidsons, or for attaching stock-style coils to aftermarket frames with OEM-style mounting points. They will permit the installation of many different stock-style and aftermarket coils. Refer to the coil photos and chart below and on pages 362-363 to help you to determine which coils will fit these brackets.



COIL BRACKETS AND COVER FOR 4-SPEED BIG TWINS FROM 1948-EARLY 1982

These brackets bolt to the threaded bosses on the left-side of the frame where the stamped steel OEM bracket would normally reside.

YE-CB-01 Bracket for use with 'Group A' coils as well as all OEM 31609-65A and 31609-80 stock-style HD and aftermarket coils

YE-CB-02 Bracket for use with 'Group F' coils

YE-CB-03 Bracket for use with 'Group G' coils

YE-CC-03 Stainless steel cover for YE-CB-03 coil bracket



YE-CB-07

YE-CB-05

COIL BRACKET AND COVER FOR 1984-1999 EVOLUTION SOFTTAILS

This bracket bolts to the stamped steel OEM coil bracket that is welded to the seat post tube on the left-side of the frame.

YE-CB-05 Bracket for use with 'Group G' coils

YE-CC-05 Stainless steel cover for YE-CB-05 coil bracket



YE-CC-05

YE-CC-03

COIL BRACKET FOR 1982-1995 SPORTSTERS


YE-CB-07 Bracket for use with 'Group G' coils



Group A Coils ↑



Group F
Coils



Group G Coils ↑



YANKEE ENGINEUTY FRAME MOUNT COIL BRACKETS

YANKEE ENGINEUTY FRAME MOUNT COIL BRACKETS FOR NOLOGY AND DAYTONA TWIN TEC MINI COILS

These polished aluminum brackets are perfect for installing these ultra-trick mini coils in place of the OEM units on your stock Harley-Davidson motorcycle, or for installing them on aftermarket frames with OEM-style mounting points.



COIL BRACKETS FOR ONE NOLOGY DUAL OUTPUT COIL

The YE-NC-08 bracket with installed coil will fit under stock HD coil covers.

YE-NC-05 Fits all 1979–2003 Sportster models (except 1982 XLS and 1998–2003 XL1200S Sport with dual-plug heads)

YE-NC-08 Fits late 1982–1986 4-speed Big Twins and all Evolution Softails thru 1999 with the coil bracket welded to the frame, as well as all 1991–1998 Evolution Dyna Glide models

COIL BRACKETS FOR TWO NOLOGY OR DAYTONA TWIN TEC SINGLE OR DUAL OUTPUT COILS

The YE-NC-09 bracket with installed coils will fit under the stock HD coil covers if minor modifications are made to the covers.

YE-NC-06 Fits all 1979–2003 Sportster models (except 1982 XLS and 1998–2003 XL1200S Sport with dual-plug heads)

YE-NC-09 Fits late 1982–1986 4-speed Big Twins and all Evolution Softails thru 1999 with the coil bracket welded to the frame, as well as all 1991–1998 Evolution Dyna Glide models



1959 HARLEY-DAVIDSON 74" PANHEAD FROM THE ROBERT PAUGH, SR. VINTAGE BIKE COLLECTION

YANKEE ENGINEUTY HANDLEBAR BASE CLAMPS



USE THE CHARTS ON PAGES 367 AND 369 FOR HELP IN COMBINING THESE BASE CLAMPS, GAUGE TOPS AND GAUGE COVERS FOR YOUR PARTICULAR APPLICATION.

YE-B-05B
with
YE-T-07B



YE-B-06
with
YE-T-07



ALL BASE CLAMPS, GAUGE TOPS AND CUPS ARE AVAILABLE WITH A BLACK SATIN POWDERCOAT FINISH.... SEE THE CHART ON THE FACING PAGE.



YE-B-21
with
YE-T-05



YE-B-18 with YE-T-07



YE-B-01



YE-B-02



YE-B-03



YE-B-04



YE-B-05



YE-B-06



YE-B-07



YE-B-08



YE-B-09



YE-B-10
YE-B-26



YE-B-11
YE-B-12
YE-B-19



YE-B-13



YE-B-14



YE-B-15



YE-B-16



YE-B-17



YE-B-18
YE-B-20



YE-B-21



YE-B-22
YE-B-24



YE-B-23
YE-B-25

YANKEE ENGINEUTY HANDLEBAR BASE CLAMP CHART

TRIKE
KITS

SPRINGERS
& FORKS

HANDLEBARS
& RISERS

LIGHTING

FRAMES &
ACCESSORIES

WHEELS
& BRAKES

GAS & OIL
TANKS

SHEET
METAL

ENGINE &
ELECTRICAL

PRIMARY &
DRIVETRAIN

FOOT
CONTROLS

TRANSMISSION

EXHAUST

TOOLS &
GENERAL



YE-B-05
with
YE-T-06

YE-B-14
with
YE-T-05



**ALL BASE CLAMPS, GAUGE
TOPS AND CUPS ARE AVAIL-
ABLE WITH A BLACK SATIN
POWDERCOAT FINISH.... SEE
THE CHART BELOW.**

HANDLEBAR BASE CLAMP APPLICATION CHART

Chrome Part #	Black Part #	Description	Application
YE-B-01	YE-B-01B	35° Tach/Speedo Base Without Indicator Light Holes (Straight Risers)	1974-Up OEM-Style Risers
YE-B-02	YE-B-02B	35° Tach/Speedo Base With LED Light Bar & Harness (Straight Risers)	1974-Up OEM-Style Risers
YE-B-03	YE-B-03B	Stock-Style Top Handlebar Clamp With LED Light Bar & Harness	1974-Up OEM-Style Risers
YE-B-04	YE-B-04B	35° Tach/Speedo Base With 4 Indicator Light Holes (Straight Risers)	1974-Up OEM-Style Risers
YE-B-05	YE-B-05B	35° Tach/Speedo Base With 5 Indicator Light Holes (Straight Risers)	1974-Up OEM-Style Risers
YE-B-06	YE-B-06B	35° Tach/Speedo Base For 1995-Up OEM Lights (Straight Risers)	1974-Up OEM-Style Risers
YE-B-07	YE-B-07B	35° Tach/Speedo Base Without Indicator Lights (Straight Risers)	Softail Deuce Models (except CVO models)
YE-B-08	YE-B-08B	35° Tach/Speedo Base Without Indicator Lights (Straight Risers)	1988-Up Springer Models
YE-B-09	YE-B-09B	35° Tach/Speedo Base With 4 Indicator Light Holes (Straight Risers)	1988-Up Springer Models
YE-B-10*	-	35° Tach/Speedo Base Without Mounting Holes (Straight Risers) - Raw	Universal Fit For 1" Bars
YE-B-11	YE-B-11B	Flat Tach/Speedo Base Without Indicator Light Holes (Rotates On Bar)	1" T-Bars
YE-B-12	YE-B-12B	Flat Tach/Speedo Base Without Indicator Light Holes (Rotates On Bar)	1¼" T-Bars
YE-B-13	YE-B-13B	Flat Tach/Speedo Base Without Indicator Light Holes (Pullback Risers)	1974-Up OEM-Style Risers
YE-B-14	YE-B-14B	Flat Tach/Speedo Base With LED Light Bar & Harness (Pullback Risers)	1974-Up OEM-Style Risers
YE-B-15	YE-B-15B	Flat Tach/Speedo Base With 4 Indicator Light Holes (Pullback Risers)	1974-Up OEM-Style Risers
YE-B-16	YE-B-16B	Flat Tach/Speedo Base With 5 Indicator Light Holes (Pullback Risers)	1974-Up OEM-Style Risers
YE-B-17	YE-B-17B	Flat Tach/Speedo Base For 1995-Up OEM Lights (Pullback Risers)	1974-Up OEM-Style Risers
YE-B-18	YE-B-18B	Flat Tach/Speedo Base With 4 Indicator Light Holes (Rotates On Bar)	1¼" T-Bars
YE-B-19	YE-B-19B	Flat Tach/Speedo Base Without Indicator Light Holes (Rotates On Bar)	1½" T-Bars
YE-B-20	YE-B-20B	Flat Tach/Speedo Base With 4 Indicator Light Holes (Rotates On Bar)	1½" T-Bars
YE-B-21	YE-B-21B	25° Tach/Speedo Base 'Back And Down' Position Without Light Holes	1974-Up OEM-Style Risers
YE-B-22	YE-B-22B	'Slimline' Tach/Speedo Base Without Indicator Holes (Rotates on Bar)	1" T-Bars
YE-B-23	YE-B-23B	'Slimline' Tach/Speedo Base With 4 Indicator Holes (Rotates on Bar)	1" T-Bars
YE-B-24	YE-B-24B	'Slimline' Tach/Speedo Base Without Indicator Holes (Rotates on Bar)	1¼" T-Bars
YE-B-25	YE-B-25B	'Slimline' Tach/Speedo Base With 4 Indicator Holes (Rotates on Bar)	1¼" T-Bars
YE-B-26*	-	35° Tach/Speedo Base Without Mounting Holes (Straight Risers) - Raw	Universal Fit For 1¼" Bars

PART NUMBERS LISTED IN THE "CHROME PART #" COLUMN FOLLOWED BY AN ASTERISK (*), ACTUALLY HAVE A RAW ALUMINUM FINISH

YANKEE ENGINEUTY GAUGE TOPS & GAUGE CUPS



YE-T-13 Gauge Top on Road King Riser Cover

YE-B-06 with YE-T-07



YE-B-04B with YE-T-02B

ALL BASE CLAMPS, GAUGE TOPS AND CUPS ARE AVAILABLE WITH A BLACK SATIN POWDER-COAT FINISH. SEE THE CHARTS ON PAGES 367 AND 369.



YE-T-01



YE-T-02



YE-T-03



YE-T-04



YE-T-05



YE-T-06



YE-T-07



YE-T-08



YE-T-09



YE-T-10



YE-T-11



YE-T-13



YE-T-14



YE-T-15



YE-T-16



YE-T-17



YE-T-18



YE-C-01



YE-C-02



YE-C-03



YE-C-04



YE-C-05



YE-C-06



YE-C-08



YE-C-10



YE-C-11



YE-C-12



YANKEE ENGINEUTY GAUGE TOP & GAUGE CUP CHARTS

YE-B-18B
with
YE-T-07B



YE-B-02
with
YE-T-03



ALL BASE CLAMPS, GAUGE TOPS AND GAUGE CUPS ARE AVAILABLE WITH A BLACK SATIN POWDERCOAT FINISH.... SEE THE CHARTS BELOW.



USE THE CHARTS BELOW FOR HELP IN COMBINING THE YE BASE CLAMPS, GAUGE TOPS AND GAUGE COVERS SHOWN ON PAGES 366-368.

GAUGE TOP APPLICATION CHART

Chrome Part #	Black Part #	Description	Application
YE-T-01	YE-T-01B	Single 1.9" Micro Tachometer/Speedometer Top Gauge Mount	All YE Base Clamps
YE-T-02	YE-T-02B	Dual 1.9" Micro Tachometer/Speedometer Top Gauge Mount	All YE Base Clamps
YE-T-03	YE-T-03B	Single 2 $\frac{3}{8}$ " Mini Tachometer/Speedometer Top Gauge Mount	All YE Base Clamps
YE-T-04	YE-T-04B	Dual 2 $\frac{3}{8}$ " Mini Tachometer/Speedometer Top Gauge Mount	All YE Base Clamps
YE-T-05	YE-T-05B	Single 2 $\frac{5}{8}$ " Autometer Tach/Speedo or H-D Mini Tachometer Top Gauge Mount	All YE Base Clamps
YE-T-06	YE-T-06B	Dual 2 $\frac{5}{8}$ " Autometer Tachometer/Speedometer Top Gauge Mount	All YE Base Clamps
YE-T-07	YE-T-07B	Single 3 $\frac{3}{8}$ " Autometer, Dakota Digital, VDO, or 1995-Up OEM Top Gauge Mount	All YE Base Clamps
YE-T-08	YE-T-08B	Dual 3 $\frac{3}{8}$ " Autometer, Dakota Digital, VDO, or 1995-Up OEM Top Gauge Mount	All YE Base Clamps
YE-T-09	YE-T-09B	Single Tachometer/Speedometer Top Gauge Mount for 1978-1994 OEM Gauges	All YE Base Clamps
YE-T-10	YE-T-10B	Dual Tachometer/Speedometer Top Gauge Mount for 1978-1994 OEM Gauges	All YE Base Clamps
YE-T-11	YE-T-11B	Dual 3 $\frac{3}{8}$ " Autometer, VDO, or 1995-Up OEM with 1.9" Micro Tachometer or Speedometer Top Gauge Mount	All YE Base Clamps
YE-T-13	YE-T-13B	Single 1.9" Micro Tachometer/Speedometer Top Gauge Mount	H-D Road King**
YE-T-14	YE-T-14B	Single 2 $\frac{3}{8}$ " Mini Tachometer/Speedometer Top Gauge Mount	H-D Road King**
YE-T-15	YE-T-15B	Single 2 $\frac{5}{8}$ " Autometer Tachometer Top Gauge Mount	H-D Road King**
YE-T-16	YE-T-16B	Single 3 $\frac{3}{8}$ " Autometer, VDO, or 1995-Up OEM Top Gauge Mount	H-D Road King**
YE-T-17	YE-T-17B	Single 2 $\frac{1}{16}$ " Dakota Digital Gauge or 2" H-D Compact Tachometer	All YE Base Clamps
YE-T-18	YE-T-18B	Dual 2 $\frac{1}{16}$ " Dakota Digital Gauges	All YE Base Clamps

** THE GAUGE TOPS FOR H-D ROAD KING APPLICATIONS HAVE A CONCAVE MOUNTING SURFACE, AND ARE MEANT TO BE BOLTED TO THE RADIUSSED FRONT EDGE OF THE HANDLEBAR CLAMP TOP COVER ON THESE MODELS. THEY ARE NOT COMPATIBLE WITH ANY OF THE YANKEE ENGINEUTY HANDLEBAR BASE CLAMPS ON THE PREVIOUS PAGES.

GAUGE CUP APPLICATION CHART

Chrome Part #	Black Part #	Description	Application
YE-C-01	YE-C-01B	Gauge Cup for 1.9" Mechanical 'Micro' Tachometer/Speedometer	YE-T-01, YE-T-02, YE-T-11, YE-T-13
YE-C-02	YE-C-02B	Gauge Cup for 1.9" Electronic 'Micro' Tachometer/Speedometer	YE-T-01, YE-T-02, YE-T-11, YE-T-13
YE-C-03	YE-C-03B	Gauge Cup for 2 $\frac{3}{8}$ " Mechanical "Mini" Tachometer/Speedometer	YE-T-03, YE-T-04, YE-T-14
YE-C-04	YE-C-04B	Gauge Cup for 2 $\frac{3}{8}$ " Electronic 'Mini' Tachometer/Speedometer	YE-T-03, YE-T-04, YE-T-14
YE-C-05	YE-C-05B	Gauge Cup for 3 $\frac{3}{8}$ " VDO Speedometer	YE-T-07, YE-T-08, YE-T-11, YE-T-16
YE-C-06	YE-C-06B	Gauge Cup for 1995-Up OEM 3 $\frac{3}{8}$ " Tachometer/Speedometer	YE-T-07, YE-T-08, YE-T-11, YE-T-16
YE-C-08	YE-C-08B	Gauge Cup for 3 $\frac{3}{8}$ " Dakota Digital Tachometer/Speedometer	YE-T-07, YE-T-08, YE-T-11, YE-T-16
YE-C-10	YE-C-10B	Gauge Cup for 2 $\frac{1}{2}$ " WirePlus Gauges	YE-T-05, YE-T-15
YE-C-11	YE-C-11B	Gauge Cup for 2 $\frac{1}{16}$ " Dakota Digital Gauges	YE-T-17, YE-T-18
YE-C-12	YE-C-12B	Gauge Cup for 2" H-D Compact Tachometer	YE-T-17

YANKEE ENGINEUTY PRODUCTS



YE AIR CLEANER ADAPTER FOR DELL'ORTO CARBURETORS

Lets you put a stock Bendix or Keihin air cleaner on a Dell'Orto 'Pumper' carburetor.

YE-CA-01 Sold each



YE OIL CHANGE HELPER

No-mess oil changes on your 1992–1999 Big Twin are a breeze with this funnel. It hooks to your frame and guides the drained oil from your filter into your catch pan.

YE-PT-01 Sold each

CHROME UNIVERSAL HORN

This 12-volt beauty puts out a lot of sound for its size.... measuring a compact 2.60" in diameter. Features a simple 2-wire hookup and includes a universal mounting bracket.

03-690 Sold each



YE WINDAGE TRAYS AND AUXILIARY SCAVENGER OIL PUMP

Windage trays are mounted at specific locations, like inside the lower engine case, for superior distribution of motor oiling.

WINDAGE TRAYS

YE-WT-01 Fits 1977–1990 4-speed Sportster engines

YE-WT-02 Fits 1991–up 5-speed Sportster engines (including Buell XB models)

YE-WT-03 Fits the mini sump on XR-750 engines

YE-WT-04 Fits Big Twins with Delkron engine cases

YE-WT-05 Fits 1936–1999 HD Big Twin engines

AUXILIARY SCAVENGER OIL PUMP

YE-SP-01 Fits 1970–1999 Big Twin engines and 1970–up Sportster engines



YE-SL-07
1982-1995



YE-SL-09
1996-2006



YE 'SKELETAL' CHROME CONTROL LEVERS

Give your bike the finger! These levers will fit most 1982–up Big Twins and Sportsters, and are made from heat-treated aircraft quality aluminum. They provide a great style, high quality, and a great fit.

YE-SL-05 Brake lever ONLY for 1982–1995 Big Twins

YE-SL-06 Clutch lever ONLY for 1982–2006 Big Twins

YE-SL-07 Brake and clutch lever set for 1982–1995 Big Twins

YE-SL-08 Brake lever ONLY for 1996–2006 Big Twins

YE-SL-09 Brake and clutch lever set for 1996–2006 Big Twins

ENGINE, CLUTCH & TRANSMISSION TOOLS

TRIKE
KITS

SPRINGERS
& FORKS

HANDLEBARS
& RISERS

LIGHTING

FRAMES &
ACCESSORIES

WHEELS
& BRAKES

GAS & OIL
TANKS

SHEET
METAL

ENGINE &
ELECTRICAL

PRIMARY &
DRIVETRAIN

FOOT
CONTROLS

TRANSMISSION

EXHAUST

TOOLS &
GENERAL



920



919



915




918



919A



923



922



921



ENGINE, CLUTCH AND TRANSMISSION TOOLS FOR BIG TWINS AND SPORTSTERS

A selection of essential tools for working on many Evolution and pre-Evolution models.

SPROCKET SHAFT BEARING TOOL

Used to install the crankshaft into the crankcase Timken bearing. Fits 1955-up Big Twins.

920 Complete kit

CLUTCH HUB AND SPROCKET PULLER

For pulling the 1936-early 1984 clutch hubs on Big Twin and 45" models (will not work on 5-stud clutch hubs). Can also be used on the motor sprockets on Big Twins and Sportsters, transmission sprockets on Sportsters, and alternator rotor assemblies on Big Twins.

915 Sold each

PINION GEAR PULLER

Used to remove the pinion gear on Sportsters and Big Twins (except Twin Cams).

918 Complete kit

COUNTERSHAFT SPROCKET LOCKNUT WRENCH

Special wrenches for removing or installing the countershaft sprocket nuts.

919 Fits all 1936-early 1984 4-speed transmissions

919A Fits all 5-speed transmissions

CRANKCASE LAPPING TOOL

Fits 1930-up Big Twin engines and 1952-1976 Sportster and K-model engines (OEM 96710-40).

921 Complete kit

TRANSMISSION LAPPING TOOL

Used on 1936-1976 Big Twins and 1952-1983 Sportsters (OEM 96710-77).

922 Complete kit

ENGINE AND TRANSMISSION LAPPING TOOL

Used on 1930-up Big Twins and 1954-1977 Sportsters (OEM 96710-80).

923 Complete kit

TRIKE
KITSSPRINGERS
& FORKSHANDLEBARS
& RISERS

LIGHTING

FRAMES &
ACCESSORIESWHEELS
& BRAKESGAS & OIL
TANKSSHEET
METALENGINE &
ELECTRICALPRIMARY &
DRIVETRAINFOOT
CONTROLS

TRANSMISSION

EXHAUST

TOOLS &
GENERAL

ENGINE, CLUTCH & TRANSMISSION TOOLS



916



910

ENGINE AND TRANSMISSION TOOLS FOR BIG TWINS AND SPORTSTERS

A selection of essential tools for working on many Evolution and pre-Evolution models.

VALVE GUIDE DRIVER TOOL SET

Use to remove valve guides on Big Twin, Sportster and 45" engines. Includes a 5/16" driver, an 11/32" driver and a 3/8" driver.

910 Set of 3

SHIFT FORK GAUGE

Commonly used to adjust the shift forks on 1936-1986 4-speed transmissions.

913 Sold each

WRIST PIN KEEPER INSTALLER

For split step ring keepers on 1972 and earlier engines.

914 Complete kit

MAIN DRIVE GEAR BUSHING TOOL


Used to insert a new bushing in the main drive gear. It holds the bushing (OEMs 35094-31 or 35094-65) so that it will not buckle while under pressure. Fits Big Twins from 1936-1986.

916 Sold each

ROD RACE PRESS TOOL

Designed to facilitate the installation or extraction of rod races. This tool provides support without bending the rods on Big Twin and Sportster engines.

917 Complete kit




913



914



917





7402



25448-84



33082-16




33125-89



33197-79



33318-85



33396-39



34066-52



34180-33



35216-26




35050-40



45680-30



37503-41



60-2080

Lock Tabs

A large selection of lock tabs for a wide variety of applications.

INNER PRIMARY LOCK TAB

Fits 1980–1984 5-speed models.

7402 Pack of 10

CLUTCH LOCK TAB

Fits 1984–1994 Sportsters.

25448-84 Pack of 10

COUNTERSHAFT LOCK TAB

Fits 1937–1986 4-speed Big Twins.

33082-16 Pack of 10

STARTER SHAFT BOLT LOCK TAB

Fits 1989 Big Twins ONLY.

33125-89 Pack of 10

TRANSMISSION PLUNGER BODY BOLT LOCK TAB

Fits 1979–1986 Big Twins.

33197-79 Pack of 10

INNER PRIMARY LOCK TAB

Fits 1985–up Big Twins.

33318-85 Pack of 10

STARTER LOCK TAB

Fits 1936–1986 4-speed Big Twins.

33396-39 Pack of 10

CAM FOLLOWER LOCK TAB

Fits 1952–early 1979 Big Twins.

34066-52 Pack of 10

SHIFTER FORK LOCK TAB

Fits 1936–1986 4-speed Big Twins.

34180-33 Pack of 10

MAINSHAFT BEARING LOCK TAB

Fits 1936–1986 4-speed Big Twins.

35050-40 Pack of 10

MAINSHAFT SPROCKET NUT LOCKWASHER

Fits 1929–1973 W and G models.

35216-26 Pack of 10

CLUTCH HUB LOCK NUT TAB

Fits 1941–early 1984 Big Twins.

37503-41 Pack of 10

SPRINGER ROCKER ARM LOCK TAB

Fits the stock HD Springers on 1930–1948 Big Twins, 1930–1946 solos and 1932–1940 Servicars.

45680-30 Pack of 10

PRIMARY BOLT LOCK TAB

Fits the bolts that fasten the outer primary to the transmission on 1970–1984 Big Twins.

60-2080 Pack of 10

URNS



Dished Half Tank

PAUGHCO 'BIKER' THEMED URNS

Paughco proudly announces a new line of beautiful 'biker' themed memorial urns. These American-made urns are manufactured in our facility in Carson City, NV and designed using existing Paughco motorcycle parts. These urns are very unique and provide a great way to pay final tribute to your loved ones.... what better way to honor a motorcycle guy or gal. Available in five styles and three different finishes, polished chrome, polished copper plate or gloss black powderpaint.

WALL MOUNT DISHED HALF TANK

Measures 16"-long x 9"-tall x 5.5"-wide.

814IL-UC Chrome

814IL-UCP Copper

814IL-UB Black

814IL-BK Optional chrome shelf bracket



Optional
Shelf Bracket



FAT BOB HALF TANK

Measures 19"-long x 8"-tall x 5.5"-wide.

HFB-C Chrome

HFB-CP Copper

HFB-B Black

FRISCO-STYLE PEANUT TANK

Measures 16"-long x 7.5"-tall x 9"-wide.

867-UC Chrome

867-UCP Copper

867-UB Black

MINI COFFIN TANK

Measures 15.5"-tall x 9"-wide x 4"-deep.

MCU-C Chrome

MCU-CP Copper

MCU-B Black

BARREL-STYLE OIL TANK

Measures 9.5"-long x 6"-diameter.

746-UC Chrome

746-UCP Copper

746-UB Black

NOTE: URNS ARE CUSTOM BUILT TO ORDER.... PLEASE ALLOW 2 WEEKS FOR PRODUCTION.



Barrel-Style
Oil Tank



Frisco-Style
Peanut Tank





Mini Coffin Tank



Fat Bob Half Tank

