



off-road driven!™



2016 CATALOG

Q1

PRO COMP

off-road driven!™



PRO COMP CATALOG

ABOUT PRO COMP

PAGE

History	2
Manufacturing	4
Motorsports.....	6
Lift Shield.....	8
Pro Comp Promise.....	10
FMVSS	12

SUSPENSION KIT BY CATEGORY

Long Travel Kits.....	14-17
Independent Front Suspension.....	18
Torsion Bar (IFS) Suspension System	20
Solid Axle Suspension.....	22
Jeep Solid Axle.....	24

SHOCKS / CONTROL ARMS

Pro Runner Black Series	26
Pro Runner	28
Pro Runner SS.....	30-33
ES Series.....	34

LEVELLING KITS

Level Lift Strut Spacers	36
Level Lift Forged Torsion Keys	37
Level Lift Nitro Kits	38
Level Lift Block & U-Bolt Kits	39

LATE MODEL APPLICATIONS

Chevrolet/GM 1500	40
Chevrolet/GM 2500 HD	42
Ford F-150.....	44
Ford F-250/F-350 Super Duty	46
Jeep Wrangler	48
Ram 1500	50
Ram 2500	52
Toyota Tacoma	54
Toyota Tundra.....	56
Toyota Hilux.....	58

ACCESSORIES

Suspension Accessories	60-63
LED Lights	64
HID Lights.....	66
Halogen Lights	67-69
Recovery Accessories.....	70
Wheels.....	72-75
Tires.....	76-79

HISTORY

In 1985 Pro Comp began offering products for off-road enthusiasts. What started out with a small offering has grown to be the most complete range of off-road suspension systems, wheels, tires, lighting, shocks, leveling kits and accessories in the industry. Today our high-tech design and manufacturing facilities set the standard for quality, precision and performance. Pro Comp's commitment to excellence has advanced the level of refinement and technology needed to satisfy modern truck, Jeep and SUV drivers.



1985

Pro Comp begins manufacturing lighting in 1985 when the company was founded as 'Explorer Competition Products'



1992

Pro Comp begins manufacturing and selling high-quality, durable and high-performance off-road suspensions



1998

Pro Comp takes on tires as they introduce a line of new radial light truck tires



2002

Pro Comp introduces MX6 adjustable monotube shocks and new alloy wheel



2008

Pro Comp is the first suspension manufacturer to pass the NHTSA Electronic Stability Control System Test



2011

Pro Comp introduces Pro Runner Monotube shocks



2012

Pro Comp introduces an industry first on its most popular suspension systems: the Lift Shield 5 year/60,000 mile powertrain warranty



2013

Pro Comp successfully passes the Federal Motor Vehicle Safety Standard (FMVSS 126) test with six vehicles in 12 months.



2015

Pro Comp releases new Long Travel Suspension Systems in a move towards more performance oriented options.

STATE OF THE ART FACILITIES AND MANUFACTURING

From the beginning, Pro Comp has maintained a commitment to manufacturing excellence. Today, our manufacturing and R&D facility in Southern California covers over 200,000 square feet and is outfitted with an arsenal of state-of-the-art equipment. Our 200-member team – comprised of some of the most talented engineers, fabricators and designers in the industry – is consistently developing new products and technology to stay ahead of the competition and exceed customer expectations. Products go from concept-to-reality under one roof and then undergo rigorous testing and refinement until they are proven for production. This impressive operation monitors the evolution of each product and makes sure it will provide the best performance and durability possible.




RESEARCH & DEVELOPMENT



TESTING



MANUFACTURING



PRODUCTION



TESTED OFF THE ROAD AND ON THE TRACK

Competition breeds innovation. Off-road racing has always played a critical role in Pro Comp's development of new products. Today, we work with race teams in short course racing, desert racing, rock crawling, and speed/endurance off-road racing. Our sponsored racers cover every sort of terrain so our products see action and get abused in the harshest conditions. Whether it's an 800hp tube chassis Pro 4 Unlimited racing in the Lucas Oil Off Road Series or a production-based JK competing in the King of the Hammers Everyman Challenge, the race for the podium is what drives us to make our products the very best.

Photo spread: Racing 905's Toyota Tundra blasting through Baja.

2016 MOTORSPORTS



ULTRA 4 KING OF THE HAMMERS 704



ULTRA 4 RACING SERIES



LUCAS OFF ROAD SERIES - PRO 4



STADIUM SUPER TRUCKS



BAJA 500





Podium Finish at Baja 500 on Pro Comp XMT2 Tires and Vapor Pro Wheels



the
**INDUSTRY'S
FIRST
AND BEST
FREE**

**5 YEAR
60,000
MILE
POWERTRAIN WARRANTY**

- 5 YEAR / 60,000 MILE POWERTRAIN PROTECTION
- \$1,500 VALUE FREE
- COMPLETE DRIVELINE COVERAGE (INCLUDES ENGINE, TRANSFER CASE, TRANSMISSION, DRIVELINE, GEARS AND AXLES)
- HAVE COMPLETE PEACE OF MIND
- NO MAXIMUM COVERAGE FOR REPAIRS
- FULLY INSURED BY LICENSED THIRD PARTY UNDERWRITER



INDUSTRY LEADING PROTECTION

Don't be fooled by deceptive imitators. Pro Comp's groundbreaking Lift Shield Warranty was the first – and remains the best – warranty on the market. Lift Shield covers your vehicle's powertrain components for 5 years/60,000 miles in the event the vehicle manufacturer denies warranty coverage for damage due to the aftermarket lift kit. And unlike other brands, Lift Shield is backed by a third party insurance firm and genuine desire to help when you need it most. It is the ultimate protection for your Ford, Chevrolet, Dodge, Jeep, Toyota or Nissan and best of all, it is included FREE with your purchase of qualifying kits.





the
TRUE
LIFETIME
WARRANTY
COMPLETELY
TRANSFERABLE

The Pro Comp Promise covers all suspension products including shocks and steering stabilizers. Buy Pro Comp Suspension today and enjoy it for the rest of your life.

That's our
Pro Comp Promise.



PRO COMP PROMISE

At Pro Comp, we know you have many choices when selecting products to personalize your vehicle. You should demand nothing but the highest quality available and have total confidence that the products you selected are the best in the industry. Pro Comp promises that its products will last a lifetime or we will replace it free of charge. It's that simple! Because of our commitment to quality and manufacturing excellence, we are able to stand behind our products...forever.

The Pro Comp Promise is the only true lifetime warranty. **Our warranty is 100% transferable between owners and their vehicles.** There's no need for receipts or proof of purchase when making a claim – we want to make it as painless for you as possible. Unlike other manufacturers, when we say "Lifetime Warranty", we actually mean 'LIFETIME WARRANTY. We guarantee our products for their entire lifetime, whether you are the original purchaser or not, you can be assured that we will make it right.





2015 FORD F-150



2014 CHEVY SILVERADO



2014 TOYOTA TUNDRA



2014 JEEP WRANGLER



2014 RAM 1500



2013 FORD F-150



Pictured at right: 2015 Toyota Tundra

CERTIFIED COMPLIANT – FMVSS 126

The FMVSS 126 test evaluates and ensures that Pro Comp products do not compromise the Electronic Stability Control (ESC) systems that are government-mandated on all new vehicles. Unlike other manufacturers that have elected only to test their best selling kits, Pro Comp's testing is performed on every new light truck and Jeep suspension kit released.

On a closed test course in the Arizona desert, the Pro Comp-equipped vehicle is outfitted with a wide array of outriggers and sensors. A computer takes over at 50 mph and the robotically-controlled wheel is spun abruptly; left, right, up to 300 degrees in less than half a second and then back to dead center. The vehicle's slide prompts the ESC system to activate and regain control. Data analysis conclusively proves that the Pro Comp products did not interfere with the performance of the ESC systems.



➤ LONG TRAVEL SUSPENSION

Pro Comp introduces the best fully street-able Long Travel Suspension System currently available in the automotive after-market. Available for Ford F-150 and Toyota Tundra, the kits feature ductile cast iron upper and lower A-arms with long lasting maintenance free oversized OE-style pivot bushings to maintain factory levels of noise and vibration while increasing strength and durability. Extended length tie rod ends and CV axles accommodate the 4- to 5-inch track width increase for added high speed stability. Ride height is increased by 3- to 4-inches. Internal and external fender modification required to allow 14 inches of travel with 35" tires. Rear lift height and performance is achieved with longer spring shackles and multi-leaf spring mini packs.





COMPLETE SYSTEM WITH ALL COMPONENTS SPECIFICALLY ENGINEERED TO WORK TOGETHER

14-INCH FRONT WHEEL TRAVEL AND 12-INCH REAR WHEEL TRAVEL (MEASURED ON TUNDRA)

5-INCH OVERALL TRACK WIDTH INCREASE

4-INCH LIFT FOR TUNDRA AND 3-INCH LIFT FOR F-150, DESIGNED TO FULLY CLEAR 35-INCH TIRES THROUGHOUT THE TRAVEL CYCLE

FMVSS 126 COMPLIANT



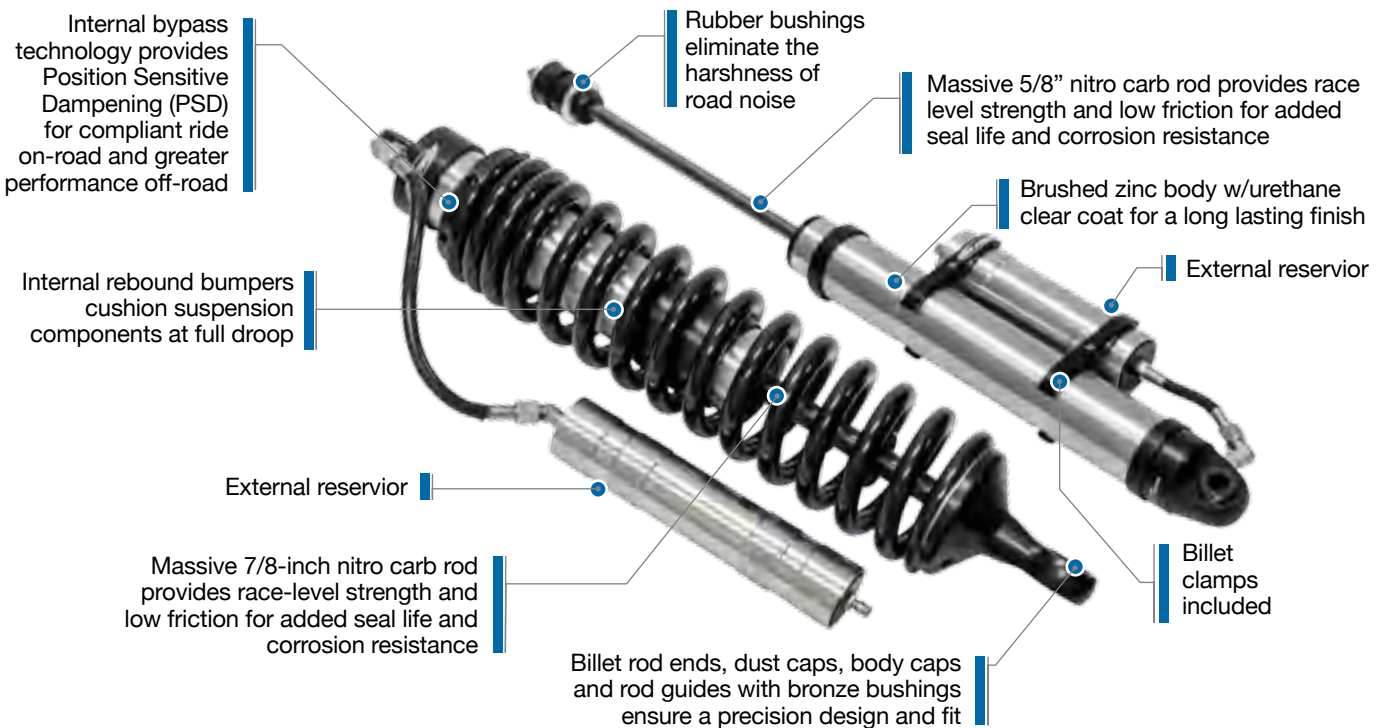
▶ LONG TRAVEL SUSPENSION (CONT)

CAST UPPER AND LOWER A-ARMS



INTERNAL BYPASS 2.75-INCH COILOVER

INTERNAL BYPASS 2.5-INCH REAR SHOCK



AVAILABLE FOR:
TUNDRA
AND
F-150

TIE ROD EXTENSIONS



Allow for proper clearance and adjustment with added track width

Built from Ductile Cast Iron for strength and CNC machined for precision

EXTENDED CV AXLES

Works with factory CV's to maintain long life and durability

Keeps full 4x4 capability through entire range of travel



FRONT & REAR FENDER FLARES



Ready to mount out of the box with a high quality black finish

Paint-able surface for custom color

Provides clearance for full suspension travel with 35" tires

Includes DOT required marker lights, both front and rear


Made using Reaction Injection Molded (RIM) polyurethane

▶ INDEPENDENT FRONT SUSPENSION (IFS) KITS

The fastest, best-handling on- and off-road race vehicles have IFS suspensions. IFS is simply more civilized than a solid-axle suspension. Because the left and right wheels are not directly connected via a solid beam, there will be less head toss in the cab over rough terrain. The tires and wheels are free to move independently when they encounter obstacles. You'll even see more ground clearance on an IFS 4x4 than on a comparable solid-axle 4x4.



STAGE 1 LIFT KIT



FEATURES AND SPECS

1. High clearance one-piece crossmember
 2. High strength extended steering knuckles
 3. Integrated front differential skid plate
 4. Cast rear blocks w/integrated bump stop pads
 5. ES9000 nitro-charged twin-tube shocks
- ✓ Heavy-duty rear bump stop contact pads
 - ✓ Durable powdercoat finish
 - ✓ Designed to maintain factory lower ball joints
 - ✓ Pro Runner rear shock upgrade available

STAGE 2 UPGRADES

Black Series Front Coil-over



- ✓ 2.75-inch Monotube grained steel shock body with Viton O-rings
- ✓ Adjustable preload collar and coil spring to fine tune ride height.
- ✓ Rebuildable design
- ✓ 7/8" hardened NitroCarb shock shaft

Pro Runner Rear Shock




- ✓ 2.0-inch Monotube grained steel shock body
- ✓ Rubber lower mount bushing
- ✓ Shock boot included
- ✓ 14mm hardened chrome plated shock shaft

➤ **TORSION BAR (IFS) SUSPENSION SYSTEM**

A torsion bar suspension, also known as a torsion spring suspension or torsion beam suspension, is a general term for any vehicle suspension that uses a torsion bar as its main weight bearing spring. One end of a long metal bar is attached firmly to the vehicle chassis; the opposite end terminates in a lever, the torsion key, mounted perpendicular to the bar, that is attached to a suspension arm, a spindle, or the axle. Vertical motion of the wheel causes the bar to twist around its axis and is resisted by the bar's torsion resistance. The effective spring rate of the bar is determined by its length, cross section, shape, material, and manufacturing process.



STAGE 1 LIFT KIT



FEATURES AND SPECS


1. High clearance one-piece crossmember
 2. High strength extended steering knuckles
 3. Differential skid plate
 4. ES9000 nitro-charged twin tube shocks
 5. Heavy-duty rear bump stop contact pads
- ✓ HD crossmembers and skid plate constructed from 1/4-inch thick steel
 - ✓ Retains all four factory bump stops
 - ✓ GM Stabilitrak-compatible
 - ✓ Durable powdercoat finish
 - ✓ Pro Runner shock upgrade available

➤ SOLID AXLE KITS

Solid axle means you have 1 axle (beam) connecting both wheels. They have less moving parts and are easier to service. Solid-axle center-sections are typically cast iron, which are more durable. Some IFS systems also have weaker steering systems than solid-axle-equipped rigs. The solid-axle steering also isn't susceptible to extreme camber and toe changes under load and cycle as an IFS rig. When it comes to off-road travel, as one side of the solid axle is forced up or down, the other side is forced in the opposite direction. IFS doesn't operate this way because each side is working independently. This means that the solid axle has more chance of traction than with an IFS rig.



STAGE 1 LIFT KIT



FEATURES AND SPECS

1. Radius arm drop brackets maintain factory operating angles for a compliant ride
2. Adjustable track bar bracket and drop
3. Pitman arm
4. Sway bar and bump stop drop brackets
5. ES9000 nitro-charged twin-tube shocks

- Rear coil springs spacers to maintain factory load capacity and ride quality
- Integrated rear track bar bracket
- Durable powder-coat finish
- Specific front spring rates for diesel and gas engine

STAGE 2 UPGRADE TUBULAR RADIUS ARMS




- Replaces factory radius arms for added strength and durability
- Constructed from 4130 chromoly tubing
- 3/16" thick steel plate

➤ JEEP SOLID AXLE KITS

The 4-link is a common suspension design that includes 4 control arms, a lateral locating bar (track bar), springs, and shock absorbers. One benefit of a 4-link is that, when the bars are of equal or near-equal length, and the front and rear mounting points are oriented such that the bars are parallel, there is a reasonably unrestricted range of vertical motion for the axle, while maintaining an efficient coupling. In addition, because each pair of links is independent of the other, the axle can “rotate” freely, allowing for roll. In practical terms, this means that when one wheel has to travel in a different vertical path than the other wheel (over a bump/obstacle), the unaffected wheel stays in contact with the ground. While turning the body rolls to the outside of the turn, decreasing the distance between the frame/body and the outside axle end, and increasing the distance between the frame/body and the inside axle end. The 4-link design, with its parallel links that pivot at each end, is designed to resolve this relatively complex set of dynamic variables. Side to side movement is controlled by a track bar & is mounted laterally between the axle, at one end, and the frame at the other.

STAGE 1 LIFT KIT



FEATURES AND SPECS

1. Front and rear tuned coil springs
2. Rear track bar bracket
3. Front and rear sway bar links
4. ES9000 nitro-charged twin-tube shocks
5. Brake line brackets

Pro Runner shock upgrade available

STAGE 2 UPGRADES

Boxed Lower Control Arms



Upper Control Arms



- Increase weld area around the bushing eyelet for improved strength
- Can be mounted traditionally with the bend down or upside down for improved break-over angles
- The front arms are formed to eliminate tire scrub at steering lock



▶ PRO RUNNER BLACK SERIES

The Black Series are the most advanced shocks that Pro Comp has ever offered, providing superior performance both on-road and off. Top-of-the-line materials and hand crafted assembly result in unmatched quality no matter what terrain lies in your path.

BLACK SERIES COILOVERS



- ✔ 2.75-inch Monotube grained steel shock body with Viton O-rings
- ✔ Adjustable preload collar and coil spring to fine tune ride height.
- ✔ Rebuildable design
- ✔ 7/8" hardened NitroCarb shock shaft
- ✔ Heavy duty oil seal pack
- ✔ Anodized black aluminum end caps
- ✔ Hand-assembled to exact specifications
- ✔ Zinc plating with clear UV protecting top coat and gloss polyurethane clear coat
- ✔ Custom valved for each specific application

BLACK SERIES SHOCKS



- ✔ 2.0-inch Monotube grained steel shock body with Viton O-rings
- ✔ Rubber lower mount bushing
- ✔ Rebuildable design
- ✔ 5/8" hardened NitroCarb shock shaft
- ✔ Heavy duty oil seal pack
- ✔ Anodized black aluminum end caps
- ✔ Hand-assembled to exact specifications
- ✔ Zinc plating with clear UV protecting top coat and gloss polyurethane clear coat
- ✔ Custom valved for each specific application

OUR MOST
ADVANCED
SERIES EVER



▶ PRO RUNNER CONTROL ARMS



PRO COMP

off-road driven!™



PRO 
RUNNER™

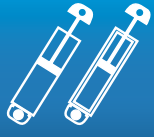


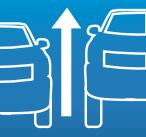


PRO RUNNER SHOCKS

The new line of Pro Runner™ monotube shocks are specifically designed for late model trucks, Jeeps® and SUV's. At the heart of the shock is the gas-charged monotube design that delivers superior performance compared to traditional twin tube shocks. The brushed and zinc-plated, clear coated monotube body is nitrogen gas pressurized to eliminate performance-robbing cavitation during compression and rebound. This allows the shock to dissipate heat more efficiently. The Vehicle Specific Ride Tuning (VSRT™) in each shock was derived using extensive dyno and real world testing. The result is multi-stage valving to optimize the ride and handling characteristics for each application. Whether you are towing a trailer or hitting whoops in the desert, you can count on Pro Comp Pro Runner™ shocks to give you the confidence behind the wheel.

FEATURES AND SPECS

- ✓ Monotube design
- ✓ Nitrogen gas charged
- ✓ Brushed and zinc-plated w/ clear coat finish
- ✓ VSRT™ - Vehicle Specific Ride Tuning
- ✓ Natural rubber bushing
- ✓ Polyurethane shock boots included
- ✓ Multi-stage disc pack
- ✓ Teflon-coated internal bearing
- ✓ Hardened chrome-plated 14mm shaft
- ✓ 90 Day Ride Guarantee

			
SHOCK TYPE	GAS CHARGED	SHOCK FINISH	LIFT HEIGHT
MONO	NITROGEN	ZINC W/ CLEAR	STOCK LIFTED

**90 DAY
RIDE
GUARANTEE!**



PRO COMP
off-road driven!™



PRO 
RUNNER SS™



PRO RUNNER SS SHOCKS

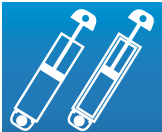



Based on the high performance, Pro Runner™ monotube shocks, the Pro Runner SS™ is engineered for late model trucks and SUV's with coilover strut-style independent front suspensions. What makes the Pro Runner SS™ unique from other spring seat shocks is Pro Comp's patent pending 180° SS™ height-adjustable collar.

This exclusive feature gives owners the option of raising the front of their vehicle up to 2.75" (depending on application) or keeping the vehicle at stock height. The CNC-machined 6061-T6 height adjustable collar is simply inverted during installation to switch between heights. Owners can also upgrade from the standard machined finish to anodized red, blue or black for a more personalized, badass look. Whether the truck is stock or lifted, the Pro Runner SS™ will deliver the perfect ride and unique style you're looking for.

*Coil spring not included.

FEATURES AND SPECS

- ✔ Monotube design
- ✔ Nitrogen gas charged
- ✔ Brushed and zinc-plated w/ clear coat finish
- ✔ VSRT™ - Vehicle Specific Ride Tuning
- ✔ Natural rubber bushing
- ✔ Patent pending 180° SS™ height adjustable collar
- ✔ Optional color anodized 6061-T6 aluminum collar
- ✔ Helix coil isolator
- ✔ Multi-stage disc pack
- ✔ Teflon-coated internal bearing
- ✔ Hardened chrome-plated 14mm shaft

 SHOCK TYPE	 NON-FLAMMABLE GAS 2 GAS CHARGED	 SHOCK FINISH	 LIFT HEIGHT
MONO	NITROGEN	ZINC W/CLEAR	0-2.75"

90 DAY RIDE GUARANTEE!





MONOTUBE DESIGN

The Monotube design keeps the hydraulic fluid cooler. This provides more consistent and longer lasting shock performance. Internal floating puck separates hydraulic fluid from nitrogen gas charge. This eliminates aeration and foaming.



With Pro Comp Pro Runner SS

Full stock suspension up-travel is maintained with the Pro Comp Pro Runner SS monotube shock installed.



With Leveling Lift system

Up-travel is restricted when the shock assembly bottoms out with the strut extension spacer installed.

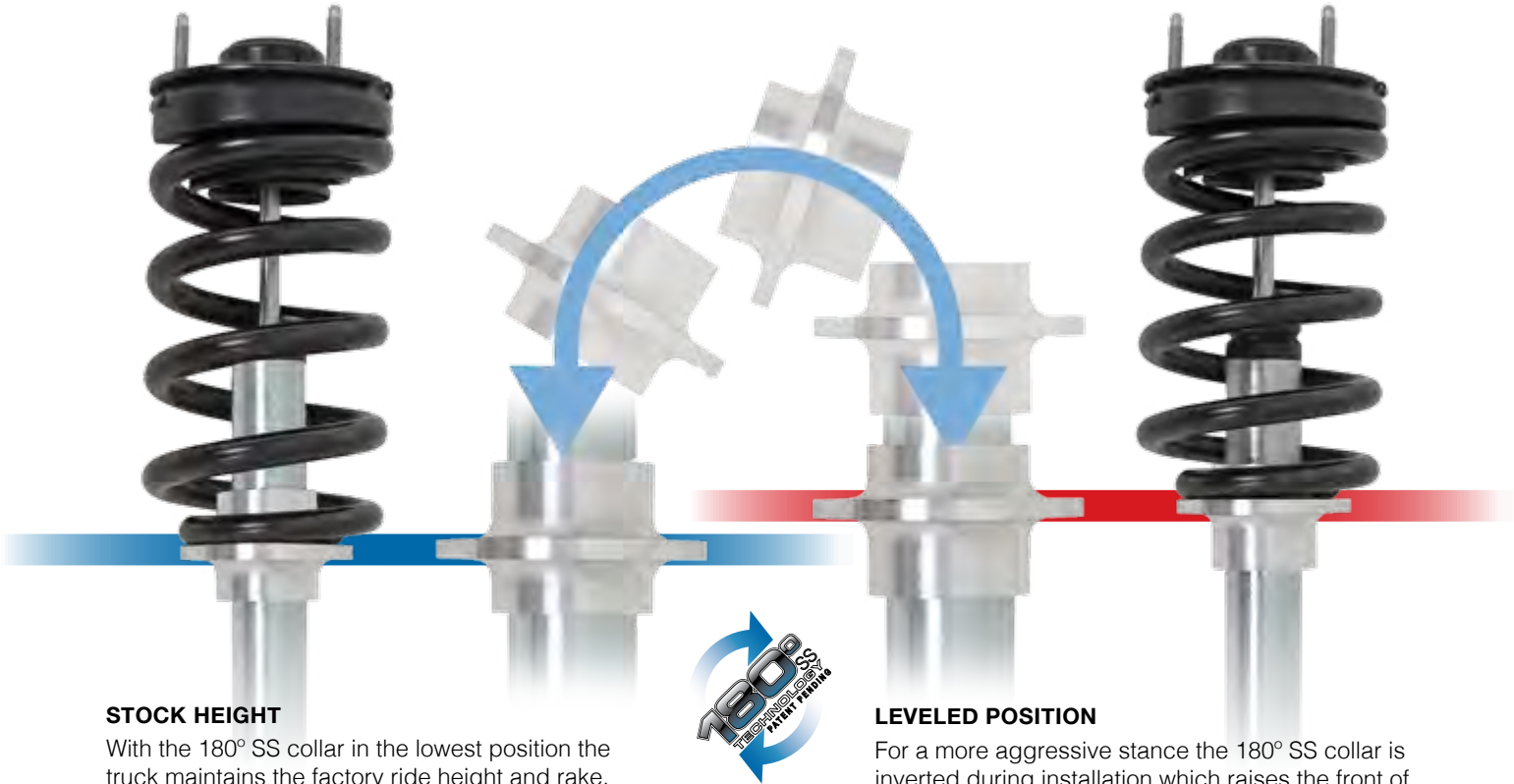
5° GAIN IN TRAVEL

TRAVEL GAIN

Unlike products like strut extensions that reduce the amount of wheel travel on the front suspension, the Pro Runner SS™ raises the front suspension and maintains the full amount of up-travel. Depending on application, up to 5°+ more when compared to a strut extension equipped vehicle. This translates to better suspension performance both on and off-road.

ADJUSTABLE-HEIGHT COLLAR

Pro Runner SS monotube shocks do more than just improve vehicle ride and handling. They also provide the option of raising the front suspension up to 2.75" depending on application or maintaining the factory ride height and rake thanks to the patent pending 180° SS height adjustable collar.



STOCK HEIGHT

With the 180° SS collar in the lowest position the truck maintains the factory ride height and rake.

LEVELLED POSITION

For a more aggressive stance the 180° SS collar is inverted during installation which raises the front of the truck. This allows installation of larger tires.



SHOCK COMPARISON

Pro Runner SS monotube shocks provide significantly improved performance compared to traditional twin-tube or hydraulic shocks. This is due in part to the high pressure nitrogen gas charge inside the shocks that eliminates performance robbing aeration. This race inspired monotube design also dissipates heat more quickly allowing lower operating temperatures. Add to this the precision multi stage valving and VSRT™ in each shock and you have the ultimate performance shock solution!

2011 Chevy Silverado with Pro Runner SS Shock

- Stock position
- Raised position

PRO COMP

off-road driven!™









PRO COMP ES TWIN-TUBE SHOCKS

These shocks consist of two nested cylindrical tubes, an inner tube that is called the “working tube” or the “pressure tube”, and an outer tube called the “reserve tube”. At the bottom of the shock on the inside is a compression valve. When the piston is forced up or down by bumps in the road, hydraulic fluid moves between different chambers via small holes in the piston and via the valve, converting the “shock” energy into heat which must then be dissipated.

Twin-tube gas charged – This design represented a significant advancement over the basic twin-tube form. Its overall structure is very similar to the twin-tube, but a low-pressure charge of nitrogen gas is added to the reserve tube. The result of this alteration is a dramatic reduction in “foaming” or “aeration”, the undesirable outcome of a twin-tube overheating and failing which presents as foaming hydraulic fluid dripping out of the assembly.

FEATURES AND SPECS

- Twin tube nitrogen stabilized
- 10-stage velocity sensitive valving
- Expanded twin tube design increases fluid capacity up to 50%
- 1-3/8" nylon banded piston
- 5/8" chrome hardened piston rod
- Optional shock boots sold separately

			
SHOCK TYPE	GAS CHARGED	SHOCK FINISH	LIFT HEIGHT
TWIN	NITROGEN	WHITE	0-6.0"



LEVEL LIFT SPACERS & EXTENSIONS



COIL SPACERS

- ✓ Heavy-duty steel construction
- ✓ Delivers a factory quality ride
- ✓ Increased clearance for larger tire and wheel combinations
- ✓ Easy installation
- ✓ Easily returned to stock
- ✓ Pro Comp Promise Lifetime Warranty

STEEL STRUT EXTENSIONS

- ✓ Precision engineered
- ✓ Heavy-duty construction
- ✓ Installs on factory strut assembly
- ✓ Increased clearance for larger tire and wheel combinations
- ✓ Easy Installation
- ✓ Factory quality ride
- ✓ Easily returned to stock
- ✓ Pro Comp Promise Lifetime Warranty

BILLET STRUT SPACERS

- ✓ Precision engineered for a factory quality ride
- ✓ Heavy-duty construction
- ✓ CNC- machined billet 6061-T6 aluminum alloy material
- ✓ Increase clearance for larger tire and wheel combinations
- ✓ Ideal for vehicles with aftermarket bumpers and winches
- ✓ Easy installation
- ✓ Easily returned to stock
- ✓ Pro Comp Promise Lifetime Warranty



Pro Comp Level Lift System Installed

In OEM Stock Position





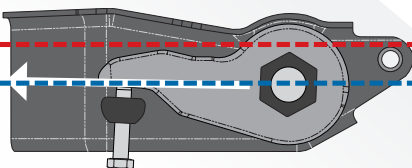
FORGED TORSION KEYS

- ✓ Precision-forged chromoly construction
- ✓ Stronger than OEM cast part
- ✓ Larger CNC-machined adjuster bolt pockets
- ✓ Engineered for a snug fit on torsion bar for optimized performance
- ✓ Durable powder coat finish
- ✓ Easy installation
- ✓ Clears up to 33" tires
- ✓ Easily returned to stock
- ✓ Pro Comp Promise Lifetime Warranty

Pro Comp's Level Lift forged torsion keys are the fastest, safest and most economical way to raise the front of your truck for the proper attitude. This gives you the clearance and ability to add wider wheels and tires up to 33" in diameter. Pro Comp also offers a lifetime warranty against defects for as long as you own your vehicle.

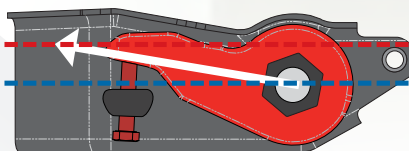


ABOUT TORSION KEYS



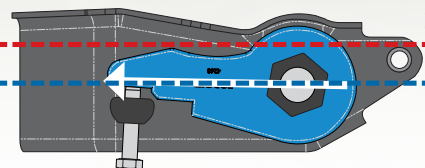
OEM TORSION KEY IN OEM POSITION

Full stock suspension with an OEM Torsion Key factory installed in the stock position which leaves the front of the truck slightly lower than the rear of the vehicle.



OEM TORSION KEY IN CRANKED POSITION

✗ Full stock suspension with an OEM Torsion Key Turned to a lifted position which lifts the truck but puts the bolt and torsion key under stress and could break and cause damage to your vehicle.



LEVEL LIFT TORSION KEY

✓ Full stock suspension with a reclocked Level Lift Torsion Key installed which allows the bolt to remain in the stock position while providing lift to your vehicle.

At Risk of Failure

Safe Position

LEVEL LIFT KITS

▶ LEVEL LIFT NITRO KITS

Pro Comp Nitro Kits are the economical alternative to a complete suspension system. The Nitro Kit's utilize coil spring spacers, torsion keys, or strut spacers to achieve front lift. This leaves the factory steering geometry intact, preserving factory ride quality and handling. The rear lift is achieved through coil spring spacers, leaf spring shackles or lift blocks. If you want to add larger aftermarket wheels and tires to your rig without installing a complete suspension lift kit, Pro Comp's Nitro Kits were designed with you specifically in mind.

- ✔ Precision engineered
- ✔ Application-specific designs
- ✔ Heavy-duty blocks and hardware
- ✔ Installs on factory strut assembly
- ✔ Raises the rear of truck for towing and heavy loads
- ✔ Increased clearance for larger tire and wheel combinations
- ✔ Gives truck aggressive stance
- ✔ Durable E-coat finish on U-bolts with Zinc plated nuts
- ✔ Easy installation
- ✔ Easily returned to stock
- ✔ Pro Comp Promise Lifetime Warranty



LEVEL LIFT BLOCK & U-BOLT KITS

Whether you haul heavy loads or just want a little added rake to your truck's stance, Pro Comp has heavy-duty block and U-bolt systems to fit your needs. Each system features heavy-duty OE-style blocks and U-bolts for easy installation and lasting performance. Pro Comp blocks also come standard with a durable black powder coating.

- Precision engineered locator pins
- Application-specific designs
- Heavy-duty blocks and hardware
- Raises the rear of truck for towing and heavy loads
- Gives truck aggressive stance
- Durable E-coat finish on U-bolts with zinc-plated nuts
- Easy installation
- Easily returned to stock
- Pro Comp Promise Lifetime Warranty



2014-16 CHEVROLET/GMC 1500

STAGE 2 6-INCH LIFT KIT

- ✔ Includes MX2.75-Inch front coilover shocks and Pro Runner rear shocks.
- ✔ High strength extended steering knuckles
- ✔ One-piece crossmembers
- ✔ Front differential skid plate
- ✔ Crossmember compression struts



Shown: K1154BPX

STAGE 1 4- AND 6-INCH LIFT KITS

- ✔ Available with Pro Runner strut and shock upgrades.
- ✔ High strength extended steering knuckles
- ✔ One-piece crossmembers
- ✔ Front differential skid plate
- ✔ Crossmember compression struts



Shown: K1154B

PERFORMANCE KIT

- ✔ Pro Runner Black Series 2.75-Inch front coilovers
- ✔ Pro Runner 2.0 Black Series Rear Shocks
- ✔ Featuring Pro Runner Uniball Control Arms
- ✔ Fits 14-16 GM 1500 - 2/4WD with Steel OE Suspension



Shown: 51103K



A-ARM KIT

- ✓ Front Strut Spacers
- ✓ Upper Control Arms
- ✓ Lift Height: 4.0 Inch
- ✓ Fits 2007 to 2016 GM 1500 - 2/4WD - Steel arms only



Shown: K1153B

LEVELING KIT

- ✓ 1.5-inch to 2.25-inch leveling
- ✓ Precision engineered for a factory quality ride
- ✓ Increase clearance for larger tire and wheel combinations - Up to 33-inch tires
- ✓ CNC- machined billet 6061-T6 aluminum alloy material
- ✓ Ideal for GM1500's with aftermarket bumpers and winches



Shown: 63230

GOOD



ES9000 SHOCKS

BETTER



PRO RUNNER SHOCKS

PRO RUNNER SS
FRONT STRUT UPGRADE

BEST



BLACK SERIES SHOCKS

BLACK SERIES COILOVERS

2011-16 CHEVROLET/GMC 2500 HD - 2WD/4WD

STAGE 1 6-INCH LIFT KIT

- ✔ Fits 2011 to 2016 GM 2500 HD
- ✔ Front Lift: High clearance one-piece crossmembers
- ✔ Includes: Driveline Spacers, Bump Stop Extensions, Skid Plate & More
- ✔ Includes: Front differential skid plate
- ✔ GM StabiliTrak-compatible
- ✔ Retains all four of the factory bump stops



Shown: K1085B

DUALY 6-INCH LIFT KIT

- ✔ Front & Rear Crossmembers
- ✔ Extended Steering Knuckles And Brake Lines
- ✔ Specifically designed for 3500HD Dually Rear Axle
- ✔ Also available with Pro Runner Shocks



Shown: K1088B

NITRO KIT

- ✔ Fits 2011 to 2016 GM 2500 HD 4WD
- ✔ Lift height: 2.25-inch front, 1.5-inch rear
- ✔ Max tire size: 33-inch
- ✔ Includes: Front Shock Extensions, all necessary hardware & instructions



Shown: 63161K

CHEVROLET / GMC 2500HD SUSPENSION

LEVELING KIT

- ✓ Lift height: 2.25-inch front
- ✓ Max tire size: 33-inch
- ✓ 2WD and 4WD Models
- ✓ OEM Upper Shock Spacers



Shown: 63161

GOOD



ES9000 SHOCKS

BETTER



PRO RUNNER SHOCKS

2015-16 FORD F-150

LONG TRAVEL KIT 3-INCH LIFT

- ✓ 12-inches of travel / 5-inch track width increase
- ✓ Extended cast upper and cast lower arms
- ✓ Designed to fully clear 35-inch tires throughout the travel cycle
- ✓ 2.75" diameter, internal bypass front coilover with remote reservoir and 2.5" internal bypass rear shock with remote reservoir
- ✓ FMVSS 126 compliant



Shown: K4192B

STAGE 2 6-INCH LIFT KIT

- ✓ Includes MX2.75-Inch front coilover shocks and Pro Runner rear shocks.
- ✓ High strength extended steering knuckles
- ✓ High clearance one-piece crossmembers
- ✓ Integrated front differential skid plate
- ✓ Crossmember compression struts



STAGE 1 6-INCH LIFT KIT

- ✓ High strength extended steering knuckles
- ✓ High clearance one-piece crossmembers
- ✓ Integrated front differential skid plate
- ✓ Designed to maintain factory lower ball joints
- ✓ Cast rear blocks w/integrated bump stop pads
- ✓ Compatible with Roll Stability Control®



Shown: K4189B

PERFORMANCE KIT

- ✓ Pro Runner Black Series 2.75-Inch front coilovers
- ✓ Pro Runner 2.0 Black Series Rear Shocks
- ✓ Featuring Pro Runner Uniball Control Arms
- ✓ Fits 09-13 Ford F-150 - 2/4WD



Shown: 52111K

A-ARM KIT

- ✓ Front Strut Spacers
- ✓ Upper Control Arms
- ✓ Lift Height: 4.0 Inch
- ✓ 2015 F150



Shown: K4191B

LEVELING KIT

- ✓ Front strut spacers – 2.5-inch front lift
- ✓ Max tire size: 33" Diameter
- ✓ Precision engineered
- ✓ Heavy-duty construction




Shown: 62206

GOOD



ES9000 SHOCKS

BETTER



PRO RUNNER SHOCKS



PRO RUNNER SS
FRONT STRUT UPGRADE

BEST



BLACK SERIES SHOCKS



BLACK SERIES COILOVERS

2011-16 FORD F-250/F-350 – 4WD

STAGE 2 6- AND 8-INCH LIFT KITS

- ✓ Front lift: Specific rate coil springs and spacers
- ✓ Rear lift: Lift blocks, u-bolts with integrated bump stop pads & Add-a-Leaf
- ✓ Stage 2 kit includes tubular radius arms
- ✓ Durable powder coat finish



Shown: K4176BMXR

STAGE 1 6- AND 8-INCH LIFT KITS

- ✓ Steering Correction: Pitman Arm
- ✓ Rear lift: Lift blocks, u-bolts and Add-a-Leaf
- ✓ Durable powdercoat
- ✓ Factory radius arm relocation brackets



Shown: K4188B

DUALY 6-INCH LIFT KIT

- ✓ Specifically designed for F350 Dually Rear Axle
- ✓ Available with Pro Runner Shocks
- ✓ Steering Correction: Pitman Arm
- ✓ Rear lift: Lift blocks, u-bolts and Add-a-Leaf
- ✓ Durable powdercoat



Shown: K4181B

FORD F-250/ F-350 SUSPENSION

NITRO KIT

- ✓ Lift Height: 3.5-inch front, 1- to 3-inch rear
- ✓ Front lift method: Coil Spring Spacers
- ✓ Rear lift method: Lift Blocks w/U-Bolts
- ✓ Max tire size: 35-inch



Shown: 62689K

LEVELING KIT

- ✓ Coil spring spacer lift height: 2.5-inch
- ✓ Max tire size: 35-inch
- ✓ Heavy-duty construction
- ✓ Delivers factory quality ride



Shown: 62161

GOOD



ES9000 SHOCKS

BETTER



PRO RUNNER SHOCKS

BEST



RESIVOIR SHOCKS

2007-16 JEEP WRANGLER JK

STAGE 2 4-INCH LIFT KIT

- ✓ Front and rear tuned coil springs
- ✓ Front adjustable track bar
- ✓ Extended rear sway bar links
- ✓ ES9000 nitro-charged shocks or Pro runner monotube shocks
- ✓ Brakeline brackets included



Shown: K3087B

STAGE 1 3.5-INCH LIFT KIT

- ✓ Front and rear tuned coil springs
- ✓ Front and rear adjustable track bars
- ✓ Extended rear sway bar links
- ✓ ES9000 nitro-charged shocks or Pro runner monotube shocks
- ✓ Brakeline brackets included



Shown: K3100BP

STAGE 1 2.5-INCH LIFT KIT

- ✓ Front and rear tuned coil springs
- ✓ ES9000 nitro-charged shocks or Pro runner monotube shocks



Shown: K3101B

LEVELING KIT

- ✓ Front lift: 3-inch
- ✓ Rear lift: 2-inch
- ✓ Precision engineered




Shown: 66150K

GOOD



ES9000 SHOCKS

BETTER



PRO RUNNER SHOCKS



2009–15 RAM 1500 – 4WD

STAGE 2 6" LIFT KIT

- ✓ Includes MX2.75-Inch front coilover shocks and Pro Runner rear shocks.
- ✓ High strength extended steering knuckles
- ✓ One-piece crossmembers
- ✓ Front differential skid plate
- ✓ Crossmember compression struts
- ✓ Kit for Eco-diesel available



Shown: K2084BPX

STAGE 1 4- AND 6-INCH LIFT KIT

- ✓ Available with Pro Runner strut and shock upgrades.
- ✓ High strength extended steering knuckles
- ✓ One-piece crossmembers
- ✓ Front differential skid plate
- ✓ Crossmember compression struts



Shown: K2084B

A-ARM KIT

- ✓ Front Strut Spacers
- ✓ Upper Control Arms
- ✓ Lift Height: 4.0 Inch



Shown: K2103B

NITRO KIT

- ✓ Lift height: 2.5-inch front, 1-inch rear
- ✓ Front lift method: Strut Spacer
- ✓ Rear lift method: Coil spring spacer
- ✓ Max tire size: 35-inch
- ✓ Max tire size: Bump stop extensions
- ✓ Fits 09-12



Shown: 61180K

LEVELING KIT

- ✓ Lift height: 2.5-inch
- ✓ Max tire size: 35-inch
- ✓ Precision engineered for a factory quality ride
- ✓ Heavy-duty construction
- ✓ Fits 09-12



Shown: 61180

GOOD



ES9000 SHOCKS

BETTER



PRO RUNNER SHOCKS



PRO RUNNER SS
FRONT STRUT UPGRADE



➤ 2014-16 RAM 2500 – 4WD

STAGE 2 4- AND 6-INCH LIFT KITS

- ✓ Front lift: Specific rate coil springs and spacers
- ✓ Stage 2 kit includes tubular radius arms
- ✓ Durable powder coat finish
- ✓ Steering Correction: Pitman Arm



Shown: K2099B

STAGE 1 4- AND 6-INCH LIFT KITS

- ✓ Front lift: Specific rate coil springs and spacers
- ✓ Durable powder coat finish
- ✓ Steering Correction: Pitman Arm
- ✓ Factory radius arm relocation brackets



Shown: K2097B



LEVELING KIT

- ✓ Lift height: 2-inch
- ✓ Heavy-duty steel construction
- ✓ Delivers a factory quality ride
- ✓ Max tire size: 35-inch




Shown: 61120

GOOD



ES9000 SHOCKS

BETTER



PRO RUNNER SHOCKS



2005–16 TOYOTA TACOMA – 2WD/4WD

STAGE 2 LIFT KIT

- ✓ Includes MX2.75-Inch front coilover shocks and Pro Runner rear shocks.
- ✓ High strength extended steering knuckles
- ✓ One-piece crossmembers
- ✓ Front differential skid plate
- ✓ Crossmember compression struts (excludes 2016 model)



Shown: K5080BPX (K5089BPX for 2016)

STAGE 1 6-INCH LIFT KIT

- ✓ High strength extended steering knuckles
- ✓ High clearance one-piece crossmembers
- ✓ Integrated front differential skid plate
- ✓ Designed to maintain factory lower ball joints
- ✓ Cast rear blocks
- ✓ Available with Pro Runner shocks



Shown: K5080B (K5089B for 2016)

3-INCH LIFT KIT

- ✓ Fits 2005 to 2016 models
- ✓ Front lift: Coil Springs
- ✓ Rear lift: Lift blocks and U-Bolts
- ✓ Includes ES6000 struts
- ✓ Includes ES9000 shocks



Shown: K5081B



NITRO KIT

- ✔ Fits 2005 to 2016
- ✔ Lift Height: 3 Inch front, 1 Inch rear
- ✔ Front lift method: Strut Spacer
- ✔ Rear lift method: Lift Blocks w/U-Bolts
- ✔ Max tire size: 32-inch



Shown: 65205K

LEVELING KIT

- ✔ Fits 2005 to 2016
- ✔ Lift Height: 2.25-inch
- ✔ Lift method: Strut Spacer
- ✔ Max tire size: 32-inch



Shown: 65205

GOOD




ES9000 SHOCKS

BETTER



PRO RUNNER SHOCKS



PRO RUNNER SS
FRONT STRUT UPGRADE

BEST



BLACK SERIES SHOCKS



BLACK SERIES COILOVERS



off-road driven!™



2007-16 TUNDRA – 2WD/4WD

LONG TRAVEL KIT 4-INCH LIFT


- ✓ 14-inch front wheel travel and 12-inch rear wheel travel
- ✓ 5-inch overall track width increase due to 2.5-inch over cast upper and lower arms
- ✓ Designed to fully clear 35-inch tires throughout the travel cycle
- ✓ 2.75" diameter, internal bypass front coilovers with remote reservoir and 2.5" internal bypass rear shock with remote reservoir
- ✓ FMVSS 126 compliant



Shown: K5150B

STAGE 2 LIFT KIT 6"

- ✓ Includes MX2.75-Inch front coilover shocks and Pro Runner rear shocks.
- ✓ High strength extended steering knuckles
- ✓ One-piece crossmembers
- ✓ Front differential skid plate
- ✓ Crossmember compression struts



Shown: K5069BPX

STAGE 1 4-, 6- AND 7-INCH LIFT KIT

- ✓ High strength extended steering knuckles
- ✓ One-piece crossmembers
- ✓ Crossmember compression struts
- ✓ Heavy-duty bump stop extensions
- ✓ Available with Pro Runner struts and shocks
- ✓ Rear lift blocks and Add-a-Leafs



Shown: K5069B

TOYOTA TUNDRA SUSPENSION

PERFORMANCE KIT

- ✓ Pro Runner Black Series 2.75-Inch front coilovers
- ✓ Pro Runner 2.0 Black Series Rear Shocks
- ✓ Featuring Pro Runner Uniball Control Arms



Shown: 57101K

A-ARM KIT

- ✓ Front Strut Spacers
- ✓ Upper Control Arms
- ✓ Lift Height: 4.0 Inch
- ✓ Fits 2007 to 2015



Shown: 5088B

LEVELING KIT

- ✓ Fits 2007 to 2016
- ✓ Lift height: 2.5-inch
- ✓ Lift method: Strut Spacer
- ✓ Max tire size: 33-inch



Shown: 65225

NITRO KIT

- ✓ Fits 2007 to 2016
- ✓ Lift height: 3-inch front, 1-inch rear
- ✓ Front lift method: Strut Spacer
- ✓ Rear lift method: Lift Blocks w/U-Bolts
- ✓ Max tire size: 33-inch



Shown: 65225K

GOOD



ES9000 SHOCKS

BETTER



PRO RUNNER SHOCKS



PRO RUNNER SS
FRONT STRUT UPGRADE

BEST



BLACK SERIES SHOCKS



BLACK SERIES COILOVERS



2005-16 TOYOTA HILUX – 4WD

STAGE 1 6-INCH LIFT KIT

- ✓ High strength Extended Steering Knuckles
- ✓ One piece Cross members
- ✓ Crossmember compression struts
- ✓ Heavy duty differential brackets
- ✓ Heavy duty bump stop extensions
- ✓ Sway bar drop brackets



Shown: 5084B

3-INCH LIFT KIT

- ✓ Fits 2005 to 2013 Toyota Hilux 4WD
- ✓ Front lift method: Coil Springs
- ✓ Rear lift method: Blocks and U-Bolts
- ✓ Sway Bar Brackets included



Shown: 5083B

NITRO KIT


- ✔ Fits 2005 to 2016
- ✔ Lift Height: 3 Inch front, 1 Inch rear
- ✔ Front lift method: Strut Spacer
- ✔ Rear lift method: Lift Blocks w/U-Bolts
- ✔ Max tire size: 32-inch



Shown: 65205K

LEVELING KIT

- ✔ Fits 2005 to 2016
- ✔ Lift Height: 2.25 Inch
- ✔ Lift method: Strut Spacer
- ✔ Max tire size: 32-inch



Shown: 65205

GOOD



ES9000 SHOCKS



TRACTION BARS

Traction bars feature a heavy-duty reinforced 3/16" steel construction with a durable black powder coat finish for the ultimate in durability. The trophy truck inspired design of the new bars adds style to your vehicle and works to eliminate axle wrap. For use on lifted vehicles. Traction bars sold in pairs. Mounts sold separately.

BILLET ALUMINUM RESERVOIR CLAMPS

Billet aluminum incorporating a finned design with stainless steel bolts that not only dissipates heat transferred from the shocks remote reservoir but also prevents rust accumulation on clamps. Clear anodized. Sold in pairs, one pair required per shock.



SUSPENSION ACCESSORIES

Pro Comp carries a wide range of accessories to support your suspension system. From our heavy duty traction bars to our high quality steering stabilizers and skid plate kits, we can fill all of your suspension needs! When you think suspension for your truck...think Pro Comp!

FRONT & REAR LEAF SPRINGS

Leaf springs offers precise handling and control during off-roading and sudden-braking. Lift kit, front shock kit and shock boots sold separately

ADD-A-LEAF

Add-a-Leafs are the perfect solution when 1.5 in. - 2.5 in. of raised height is required. This strengthens the integrity of an existing leaf spring pack, which is helpful when trying to renew the spring due to age and heavy loads.





STEERING STABILIZERS

Get better steering control and feel with a Pro Comp ES2000 or Pro Runner steering stabilizer system. These great looking kits are designed specifically for lifted vehicles running larger wheels and tires. Single and dual steering stabilizer kits are available for most popular applications.




MULTIPLE SHOCK HOOP KITS

Get improved control and handling for your lifted truck with a Pro Comp shock hoop system. These application specific systems allow you to run multiple shocks on your front axle for increased performance and a more aggressive off road appearance. Kits are available for many popular light trucks with a variety of shocks options.



DEGREE SHIMS

Pro Comp degree shims are constructed of alloy aluminum and are designed to align driveshaft angles with aftermarket leaf springs.



POLYURETHANE BUSHINGS

Proprietary polyurethane formulation gives the bushings a firm yet supple ride without sacrificing articulation on and off-road.

SHOCK BOOTS

These high quality poly-vinyl shock boots protect the chrome-hardened piston rod from dirt, dust, mud and other contaminants - extending the life of your shocks. These fit all popular shock sizes and come in a wide variety of colors so you can personalize your vehicle.



U-BOLTS

LIMIT STRAPS

Heavy-duty nylon straps help protect off-road suspension systems by preventing over-extension of suspension components.



STAINLESS STEEL SKID PLATE

Stainless skid plate kits provide optimum undercarriage protection for your vehicle without adding unnecessary weight. Formed from heavy gauge material these "brush finished" stainless steel plates add the ultimate finishing touch to any suspension system.

BRAKE LINE KITS

Stainless Steel Brake Line kits are designed to replace stock rubber brake hoses on vehicles with increased ride heights of 4" - 6". Steel braided lines will not swell under increased braking pressure demanded by larger tires thus delivering a quick and positive response. All Pro Comp suspension stainless hoses comply with D.O.T. specifications and are packaged as complete kits for the front and rear of vehicles.



7" ROUND EXPLORER LED HEADLIGHT

FEATURES AND SPECS

- ✔ Fits 2007-16 Jeep Wrangler & Wrangler Unlimited
- ✔ Die-cast aluminum housing for superior heat dissipation
- ✔ Chrome reflectors with UV-protective coating
- ✔ UV-resistant polycarbonate lens
- ✔ Protection from the elements with an IP67 rating
- ✔ H4 plug and H4-to-H13 converter for plug-and-play application
- ✔ Anti-flicker device included
- ✔ E-Mark and DOT-approved
- ✔ Sold in pairs
- ✔ Part Number: 76402P



DUAL SPORT LIGHT KIT

FEATURES AND SPECS

- ✔ Black powder coated dual pillar mounts for driver and passenger sides of Jeep Jk
- ✔ Includes one pair of S4 flood lights, one pair of S4 spot lights, wiring harness with relays, quick connector and illuminated switches
- ✔ Bolt-on installation, no drilling required
- ✔ Part Number: 76410P



LED SPORT LIGHTS PAIR PACK

Whether on the trail or at your work site, these high-powered LEDs and precision-tuned optics pack a punch by projecting the maximum amount of light possible and can be mounted just about anywhere. Each unit is made with the same high quality care and materials as the Explorer Light Bars, but sold per pair and in your choice of spot or flood.

FEATURES AND SPECS

- ✔ High output LEDs produce ultra bright light
- ✔ 50,000+ hours of LED life
- ✔ Shockproof, waterproof and UV-shielded to guard against the elements
- ✔ Adjustable mounts allows precise setting of beam angle
- ✔ Compact low-mass design for easy installation
- ✔ Durable UV 3800 polyester powder coat finish provides protection in any environment
- ✔ Tuned chrome reflectors engineered to project maximum amount of light
- ✔ Aluminum housing with integral heat sink provides durable structure and efficient cooling
- ✔ Wiring harness with relay, quick connector and illuminated switch included
- ✔ Designed for off-road use only

See application guide for part numbers

STEERABLE EXPLORER LED LIGHT MOUNTS

FEATURES AND SPECS

- ✔ Rotates 60 degrees at the touch of a button to illuminate campsites, work areas or the edge of the trail
- ✔ Integrated support bearing for added durability and to remove stress from servo
- ✔ Sealed wiring gland for water- and dust-proofing as well as electronics security
- ✔ Injection molded dust proof and waterproof housing made for the roughest environment
- ✔ Complete kit includes two mounts, two S4 LED Sport Lights, wire harness, switch and brackets

See application guide for part numbers



HID LIGHTS



HIGH INTENSITY DISCHARGE (HID) LIGHTS

Explorer High Intensity Discharge (HID) lights are designed for the off-road enthusiast who demands the best with state-of-the-art construction and industry-leading features. Pro Comp HID lights use a unique compound curve aluminum reflector that is tuned to project the maximum amount of light where you need it most.

FEATURES AND SPECS

- ✓ 35W HID bulb (H3/Xenon) that produces blue-white light that is 300% brighter than a standard 55w halogen bulb
- ✓ Spot or flood beam projects up to 3200 lumens (up to 1,135 feet)
- ✓ HID bulb provides 2500 hours of life which is 500% longer than standard halogen bulb
- ✓ Aluminum compound curve reflector engineered to provide maximum light output and durability
- ✓ Integrated internal ballast for increased protection and easy installation
- ✓ Includes two lens shields (clear and amber) for added protection when lights are not in use
- ✓ Includes IP68 water and dust proof quick connect terminal and extra-long (4 Ft) harness
- ✓ High strength ABS outer housing for maximum resistance to impact and corrosion
- ✓ Compact low-mass design for vibration resistance
- ✓ Tempered clear glass lens for added strength and chip resistance
- ✓ Designed for off-road use only



HALOGEN ROUND MOTORSPORTS SERIES

No matter what you are driving, Pro Comp has the perfect Halogen light to help you find your way in the dark. With a wide variety of sizes and styles to suit any off-road vehicle application, these durable and efficient lighting solutions help light the way better than ever.



9" COMPETITION DRIVING LIGHT

- ✓ 55w Halogen/Quartz H11 Bulb
- ✓ Provides the output of a 100w light
- ✓ Black competition lens housing made of high impact ABS housing
- ✓ All glass lens and highly polished reflector
- ✓ Height w/Mount: 9"
- ✓ Diameter/Width: 8.6"
- ✓ Depth: 5"
- ✓ Part Number: #9911



7" SLIM PROFILE DRIVING LIGHT

- ✓ 100w Halogen/Quartz H3 Bulb
- ✓ Slim driving beam increases high beam output by 40% for safer night driving
- ✓ Black, high impact ABS case for outstanding durability
- ✓ Specially fluted glass lens delivers long range brightness and even distribution
- ✓ All glass lens and highly polished reflector
- ✓ Height w/Mount: 8"
- ✓ Diameter/Width: 7.125"
- ✓ Depth: 2.5" (Slim Profile)
- ✓ Part Number: #9851

HALOGEN ROUND COMPETITION LIGHTS



8" COMPETITION DRIVING LIGHT

- ✓ Halogen/Quartz 130-watt H3 bulb
- ✓ Specially fluted lens/polished reflector deliver long range brightness
- ✓ Durable, hard cover included
- ✓ Height w/Mount: 9"
- ✓ Diameter/Width: 8"
- ✓ Depth: 3.875"
- ✓ Part Numbers: High-gloss black (#9131) or chrome (#9130) housing



6" COMPETITION DRIVING LIGHT

- ✓ Halogen/Quartz 100-watt or 130-watt H3 bulb
- ✓ Anti-vibration features: special shock-absorbing rubber gasket around the lens and reflector. Also comes with double rubber, competition-style mounts
- ✓ Optically-precise glass lens with highly polished reflector
- ✓ Wiring is protected by flexible metal conduit
- ✓ Durable, hard cover included
- ✓ Height w/Mount: 7.325"
- ✓ Diameter/Width: 6.125"
- ✓ Depth: 5.25"
- ✓ Part Numbers: High-gloss black (#9004), chrome (#9003) or stainless steel (#9160) housing



5" COMPETITION SPOT AND FLOOD LIGHTS

- ✓ Halogen/Quartz 55-watt H3 bulb
- ✓ High performance compact light with slim profile
- ✓ Optically-precise glass lens with highly polished reflector
- ✓ Available with clear (spot) or fluted (flood) lens
- ✓ Competition-style mounting
- ✓ Durable, hard cover included
- ✓ Height w/Mount: 6.375"
- ✓ Diameter/Width: 5.5"
- ✓ Depth: 2.5"
- ✓ Part Numbers: Black with spot light (#9551), Black with fluted lens (#9561) or chrome with spot (#9550)

HALOGEN RECTANGULAR LIGHTS



6x9 DRIVING LIGHT

- ✓ Bright 100 watt Halogen/Quartz high performance driving light with the versatility of a driving/flood light
- ✓ High-gloss black with hard plastic cover
- ✓ Wiring harness sold separately
- ✓ Height w/Mount: 7" Width: 8.375" Depth: 3.5"
- ✓ Part Number: #9002



5x7 DRIVING / FOG LIGHTS

- ✓ Quartz/halogen 55-watt H3 bulb
- ✓ High powered light easily adapts to grill guards, pro-runner front bumpers and other locations
- ✓ Wiring harness sold separately
- ✓ Height w/Mount: 5.375" Width: 7.625" Depth: 3.75"
- ✓ Part Number: #9101



4x6 DRIVING LIGHT (PAIR PACK)

- ✓ Two clear driving lights, complete wiring and switch kit, in one high-performance package
- ✓ Lights are 55-watt Halogen/quartz bulbs for enhanced efficiency
- ✓ Black ABS housings
- ✓ Multi-position mount facilitates installation and positioning
- ✓ Height w/Mount: 3.375" Width: 5.75" Depth: 2.625"
- ✓ Available with amber fog (#9250) or clear driving (#9200) lenses



HANDHELD SPOTLIGHT

- ✓ H3 bulb and 55 watts of lighting power in the palm of your hand – ideal for emergencies
- ✓ Includes 12-foot coiled power cord that plugs into any 12V cigarette lighter receptacle
- ✓ Available in high impact black ABS housing with built-in handle and rear on/off switch
- ✓ Highly polished reflector
- ✓ Length with handle: 10.25" Lens diameter: 5" Depth: 2.25"
- ✓ Part Number: #9011

RECOVERY ACCESSORIES



RECOVERY ACCESSORIES



HEAVY DUTY STRAPS

SEE PAGE 359 FOR PART NUMBERS

LENGTH	PART
2" X 20'	220000
2" X 30'	230000
3" X 30'	330000
4" X 30'	430000

Constructed from durable, high strength nylon that resists weather, moisture and abrasion. Features super stitched leather wrapped end loops for towing vehicles without damage to paint or chrome.



ATV/SNOWMOBILE STRAPS

P/N: 101500

Heavy duty recovery strap sized down and perfect for OHV usage. It fits great in tool pouches, fanny packs or ATV storage compartments. Stylish wrapped end loops protect paint and chrome finish and assure years of practical usage.



LIGHT DUTY STRAPS

P/N: 101550

Universal Light Duty Strap; 1.5 in. x 15 ft. Strap; 10000 lb. rating. A must have emergency tool for any car/SUV/truck. Hook not included.



TREE TRUNK PROTECTOR

P/N: 306000

A "must have" accessory for winch recovery applications. 30,000 lb. rating will complement your winch cable without damaging trees or other anchor points.

RECOVERY ACCESSORIES



JEEP CRAWLER BUMPER

High quality plated receiver shackle assembly fits standard trailer hitch receivers. Perfect for securing vehicle on trailer or doubling as a recovery anchor point.

See application guide for part numbers

TOW HOOKS

HOLES	FINISH	PART
2	BLACK	TH6BC
2	CHROME	TH6CC
3	BLACK	TH7BC
3	CHROME	TH7CC



Durable, drop forged high strength steel recovery hooks are a simple yet functional accessory for almost any vehicle.

RECEIVER SHACKLES

P/N: 69312



High quality plated receiver shackle assembly fits standard trailer hitch receivers. Perfect for securing vehicle on trailer or doubling as a recovery anchor point.

LIGHTING ACCESSORIES



LIGHT SWITCH KITS

- ✓ Single Kit (9300) features heavy duty switch, one relay for two lights and single-switch panel
- ✓ Double Kit (9400) features heavy duty switch, two relays for four lights and two-switch panel
- ✓ LED Switch Kit (76200) comes with wiring harness equipped with a 40-amp relay and switch panel with one rocker switch



HALOGEN LIGHT BULBS

- ✓ High quality Quartz Halogen bulbs
- ✓ Packaged each for individual sale
- ✓ H11 / 55 watt (011) and H3/100 watt (098) bulbs work with Motorsports Series
- ✓ H3 / 55 watt (9766) and H3 / 130 watt (9768)
- ✓ Refer to application guide for details



off-road driven!™



SERIES 01	8101 GLOSS BLACK MACHINED 5001 SATIN BLACK	16", 17", 18"	5, 6, and 8 lug
------------------	---	---------------	-----------------




SERIES 05	7005 MATTE BLACK 7105 MATTE BLACK MACHINED	17"	5 and 6 lug
------------------	---	-----	-------------



SERIES 32	6632 CHROME 7032 MATTE BLACK	16", 17", 18", 20"	5, 6, and 8 lug
------------------	---------------------------------	-----------------------	-----------------



SERIES 33	6633 CHROME 7033 MATTE BLACK	17", 18", 20"	5, 6, and 8 lug
------------------	---------------------------------	---------------	-----------------



HELLDORADO

SERIES 36	7036 MATTE BLACK 3036 MACHINED	17", 18", 20"	5, 6, and 8 lug
------------------	-----------------------------------	---------------	-----------------



INERTIA

SERIES 39	5139 SATIN BLACK MILLED	17", 20"	5, 6, and 8 lug
------------------	-------------------------	----------	-----------------

NEW FOR 2016



BLOCKADE

SERIES 42	8142 GLOSS BLACK MILLED	20"	5, 6, and 8 lug
------------------	-------------------------	-----	-----------------

NEW FOR 2016



SLEDGE

SERIES 43	5143 SATIN BLACK MILLED	17", 20"	5, 6, and 8 lug
------------------	-------------------------	----------	-----------------



10 GAUGE

SERIES 50	5050 SATIN BLACK 6050 CHROME	20"	5, 6, and 8 lug
------------------	---------------------------------	-----	-----------------



DISTRICT

SERIES 51	8151 GLOSS BLACK MACHINED 6051 CHROME	20"	5, 6, and 8 lug
------------------	--	-----	-----------------

PRO COMP WHEELS



LA PAZ

SERIES 29	3029 MACHINED 5029 SATIN BLACK 5129 SATIN BLACK MACHINED	16", 17"	5, 6, and 8 lug
------------------	--	----------	-----------------



SERIES 31	7031 MATTE BLACK 6631 CHROME	16", 17", 18", 20"	5, 6, and 8 lug
------------------	---------------------------------	-----------------------	-----------------

NEW FINISH



ROCKWELL

SERIES 34	3534 MACHINED FACE 5034 SATIN BLACK	17", 18", 20" NEW	5, 6, and 8 lug
------------------	--	-----------------------------	-----------------

NEW FINISH



PREDATOR

SERIES 35	2635 MATTE GRAPHITE 5035 SATIN BLACK	17", 18"	5, 6, and 8 lug
------------------	---	----------	-----------------



VERTIGO

SERIES 40	5140 SATIN BLACK MILLED 2640 MATTE GRAPHITE	17", 18", 20"	5, 6, and 8 lug
------------------	--	---------------	-----------------



PHASER

SERIES 41	5041 SATIN BLACK 3541 MACHINE FACE	17", 18", 20"	5, 6, and 8 lug
------------------	---------------------------------------	---------------	-----------------

NEW FOR 2016



SYNDROME

SERIES 44	5044 SATIN BLACK 2644 MATTE GRAPHITE	17", 18", 20"	5, 6, and 8 lug
------------------	---	---------------	-----------------

NEW FOR 2016



PROXY

SERIES 45	5045 SATIN BLACK	17"	5, 6, and 8 lug
------------------	------------------	-----	-----------------



CLASSIC

SERIES 69	7069 MATTE BLACK 1069 POLISHED	15", 16", 17", 18"	5, 6, and 8 lug
------------------	-----------------------------------	-----------------------	-----------------



ADRENALINE

SERIES 80	8180 GLOSS BLACK MILLED	20"	5 and 6 lug
------------------	-------------------------	-----	-------------



off-road driven!™



PHANTOM

SERIES 82	5182 SATIN BLACK MILLED	17", 20"	5, 6, and 8 lug
------------------	-------------------------	----------	-----------------



VAPOR

SERIES 83	5183 SATIN BLACK MACHINED	17", 20"	5, 6, and 8 lug
------------------	---------------------------	----------	-----------------



VAPOR PRO

SERIES 84	5184 SATIN BLACK MILLED	17"	5 and 6 lug
------------------	-------------------------	-----	-------------



REFLEX

SERIES 86	3186 MACHINED FACE 8186 GLOSS BLACK MILLED	17", 20"	5, 6, and 8 lug
------------------	---	----------	-----------------



SLANT

101	Satin Black Milled Satin Black	17", 18", 20"	5, 6, and 8 lug
------------	-----------------------------------	---------------	-----------------



APACHE

102	Satin Black Milled Satin Black	18", 20"	6 and 8 lug
------------	-----------------------------------	----------	-------------



ACCESS

105	Satin Black Milled	17", 18", 20", 22", 24"	5, 6, and 8 lug
------------	--------------------	----------------------------	-----------------



TRIGGER

106	Satin Black	17", 18", 20"	5 and 6 lug
------------	-------------	---------------	-------------



PIKE

109	Machined Satin Black Satin Black Milled	20", 22"	5, 6, and 8 lug
------------	--	----------	-----------------



INSOMNIA

110	Machined Dark Tint Satin Black	20"	5, 6, and 8 lug
------------	-----------------------------------	-----	-----------------

PRO COMP WHEELS

STEEL WHEELS



SERIES 89 1089 POLISHED
7089 MATTE BLACK | 16", 17", 18" | 5, 6, and 8 lug



SERIES 51 51 FLAT / GLOSS BLACK | 15", 16", 17" | 5, 6, and 8 lug



SERIES 97 97 FLAT / GLOSS BLACK | 15", 16", 17" | 5, 6, and 8 lug



SERIES 252 252 FLAT / GLOSS BLACK | 15", 16" | 5, 6, and 8 lug

**STREET
LOCK**



103 Satin Black Milled
Chrome | 17", 18",
20", 22" | 5, 6, and 8 lug

SANDMAN



104 Satin Black Milled
Machined Satin Black
Chrome | 18", 20" | 5, 6, and 8 lug

SPLITS



107 Machined Satin Black
Satin Black | 20" | 5, 6, and 8 lug

GAMER



108 Satin Black Milled | 20" | 5, 6, and 8 lug

TWO TIME



111 Machined Satin Black
Satin Black | 20" | 5, 6, and 8 lug

CLASSICO



112 Satin Black Milled | 20" | 5, 6, and 8 lug


FADE



NEW

A/T SPORT

ALL-TERRAIN SPORT TIRE



SWEEPING GROOVE TECHNOLOGY

Sweep water and debris away from the contact patch and contribute to all-weather stability



STAGGERED DESIGN

Increases grip in all-terrain and inclement weather environments by clawing the driven surface



SIDE HOLDER LUGS

Greatly improve traction in all-terrain environments and all-weather conditions while increasing puncture resistance



ALL-TERRAIN COMPOUND

A balanced compound formulated for the optimum performance across wet, dry, on- and off-road surfaces



MULTI-PITCH VARIATION

Quiet ride assurance – Alternating tread blocks reduce pitch noise as the noise from one block pitch is canceled out by another

LIVE LIFE



60k
TREADWEAR
WARRANTY

**FOREVER
WARRANTY**
NON PRORATED
REPLACEMENT


60
DAY
DRIVE GUARANTEE

PRO COMP TIRES

40000
Mile Treadwear Warranty



60000
Mile Treadwear Warranty



▶ XTREME MT2

The Pro Comp Xtreme MT2 radial is designed for full-size trucks, Jeeps and SUVs that see a combination of on- and off-road use. No matter if it's hauling heavy loads or exploring rugged terrain, the Xtreme MT2 delivers the toughness and traction needed to get the job done. The aggressive open tread design was optimized using computer modeling to deliver unsurpassed grip and control without excessive noise.

FEATURES AND SPECS

- ✔ 2-step tread block design enhances stability, braking performance and promotes even tread wear
- ✔ Alternating scalloped shoulder lugs and aggressive sidewall tread pattern deliver extra bite and traction in mud, rocks, dirt and trenches
- ✔ Full length elliptical siping for improved wet and cold weather traction
- Rock rejection ribs help dislodge rocks caught between tread blocks
- ✔ Enhanced upper sidewall treatment for better cut/abrasion resistance
- ✔ Open lug tread pattern optimized for self cleaning for improved performance in mud and snow. Eliminates loss of traction when you need it the most

▶ A/T SPORT

The all new Pro Comp A/T Sport can take you wherever you want to go. Whether you are trying to navigate to that killer kayaking spot, seeking to make the first tracks on a fresh powder day, or just want to get away from civilization, Pro Comp's new A/T Sport is the tire to get you to your next adventure. The A/T Sport is capable in any terrain while maintaining quiet on-road manners and backed with a 60-day trial and 60,000 mile warranty.

FEATURES AND SPECS

- ✔ Sweeping groove technology increases traction and stability in all road conditions
- ✔ Staggered design increases grip in all-terrain and inclement weather environments by clawing the driven surface
- ✔ Side holder lugs greatly improve traction in all-terrain environments and all-weather conditions while increasing puncture resistance
- ✔ All-Terrain compound formulated for the optimum performance across wet, dry, on- and off-road surfaces
- ✔ Multi-pitch variation quiet ride assurance – alternating tread blocks reduce pitch noise as the noise from one block pitch is canceled out by another

SIZE RANGE	SIDE WALL	SPEED RATING	LOAD CAPACITY	TREAD DEPTH (32ND / IN)	RIM RANGE
31" – 40"	3 PLY	Q	C, D, E	18 – 22	15" – 20"







SIZE RANGE	SIDE WALL	SPEED RATING	LOAD CAPACITY	TREAD DEPTH (32ND / IN)	RIM RANGE
30" – 37"	2-3 PLY	S, Q	XL, C, D, E	13 – 17	15" – 20"







XTERRAIN

Since its introduction the Pro Comp Xterrain has been regarded as one of the most effective off-road tires available for harsh terrain. Our engineers love to use this tire when testing off-road suspension products because of its amazing performance and durability. Its advanced directional tread pattern is designed to provide maximum traction and control both on- and off-road.

FEATURES AND SPECS






-  Directional tread pattern for superior traction on- and off-road
-  Scalloped shoulder lugs for maximum bite
-  Aggressive styling without excessive noise
-  Full length lug sipes for enhanced wet weather performance
-  Siped two-rib center traction zone for increased stability and control
-  Dualguard™ construction for greater sidewall protection






 SIZE RANGE	 SIDE WALL	 SPEED RATING	 LOAD CAPACITY	 TREAD DEPTH (32ND / IN)	 RIM RANGE
33" - 35"	2-3 PLY	N, Q	C, D, E	16 - 22	15" - 18"

XTREME TRAX

The Pro Comp Xtreme Trax was designed specifically for today's high performance side-by-side UTV's. With hardcore styling, they grip and bite the terrain to conquer any obstacle. At the heart of the tire's design is the cutting edge directional tread pattern which is optimized to deliver superior traction and control. The Xtreme Trax also Features aggressive shoulder lugs that enhance off-road traction and provide the ultimate protection for the sidewall and rim.

FEATURES AND SPECS

-  Available sizes: Front 26x9R14 / Rear 26x11R14
-  Advanced directional tread pattern provides superior control and traction
-  Aggressive sidewall and shoulder lugs for extra bite and side wall protection
-  Heavy-duty 6-ply radial construction, maximum puncture and abrasion resistance
-  High-tech rubber compound provides long treadwear life with a smooth controlled ride

 SIZE RANGE	 SIDE WALL	 LOAD CAPACITY	 TREAD DEPTH (32ND / IN)	 RIM RANGE
26"	6 PLY	C	22	14"



off-road driven!™

