



**2014  
CATALOG**

**Vision**  
Global Lighting Systems

# VISION X LIGHTING

## TRUSTED WORLDWIDE



### CONTENTS

<b>LED</b>		<b>HID</b>		<b>Accent Lighting</b>	
Lights	18	Off Road Lights	86	Accent Lights	126
Pods	32	Work Lights	94	Rock Pods	128
Light Bars	42	ATV/UTV	98	Flashlights	132
Vehicle Specific Kits	54	<b>Halogen</b>		<b>Accessories</b>	
Heavy Duty Lights	62	Off Road Lights	104	Covers	136
Specialty Lights	74	Work Lights	110	Dimmers	138
		Fog Lights	114	Batteries	139
		Bulbs	118	Mounts	140

### VISION X LIGHTING OVERVIEW

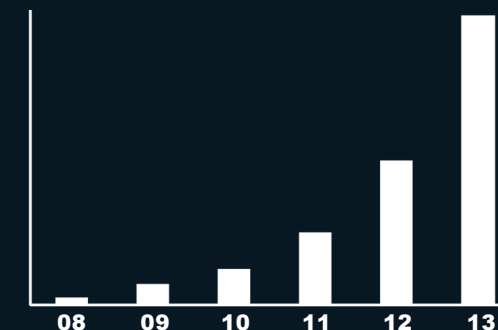
Vision X Lighting, located in Seattle, Washington, was established in 1997 with the mission to revolutionize the lighting industry. Since that time, Vision X Lighting has created one of the largest premium lighting offerings in the world with hundreds of products and applications. The military, border patrol and even NASA have trusted Vision X Lighting on vehicles that cannot work with second best. Vision X Lighting has grown 799% in the past 3 years which placed them on the INC 5000 list for a second consecutive year in 2013, 10th overall in manufacturing and 10th in the Seattle, Washington area. Vision X Lighting's commitment to its customers, dealers and product is unsurpassed.

## VISION X LIGHTING WORLDWIDE FACILITIES

Vision X Lighting operates state-of-the-art facilities. Our factory has received multiple awards for environmental sustainability as well as certifications for meeting ISO standards. At Vision X we ensure that both the products we deliver and the workers who manufacture the products are safe and up to standard.

## VISION X LIGHTING - INC 5000

Over the past 2 years Vision X Lighting has been featured on the INC 5000's list of fastest growing businesses in America. For the 2nd year in a row, Vision X Lighting has also been ranked the 10th fastest growing manufacturer in America. Commitment to customer service, quality product manufacturing and innovative development have all contributed to this success. We are dedicated to maintaining the highest quality standards in engineering, manufacturing and testing to ensure delivery of the best possible products.



## CONTINUOUS IMPROVEMENT

**ISO**  
Vision X Meets ISO 9001, ISO 14001 Standards

**HAZCOM**  
Certified HAZCOM Program

**15**  
Years of Experience with Finding Lighting Solutions

**127**  
Vision X Lighting is Currently Active in 127 Countries Worldwide

**ECOPROFIT**  
Award Winning Factory for Environmental Responsibility

**Photo Biological**  
All Lights are Photo Biologically Tested Safe for Human Skin and Eyes

## VISION X LIGHTING FACILITY LOCATIONS



**VISION X USA - SEATTLE, USA**  
Global Sales and Marketing  
Worldwide Distribution  
Product Design  
Engineering



**VISION X ASIA - SEOUL, S. KOREA**  
Product Development  
Product Engineering  
Manufacturing  
Testing

## VISION X LIGHTING QUALITY STANDARDS

For Vision X, product quality is the top priority. With customers worldwide depending on top-notch performance - from mining operations working around the clock to United States Border Patrol agents to off road racers - we ensure that each product is ready to light up the darkness, no matter the application. Guaranteed.

## PRODUCT TESTING

**Thermal Rapid Temperature Change**  
Products are tested for durability in construction and integrity by rapidly changing the temperature.

**Photometric Isolux Beam Pattern**  
Lights are tested in the photometric machine to model the beam pattern and test overall light output.

**Temperature -80 + 80 Degrees**  
Products are put through extreme temperatures to test if they will operate at both ends of the specified operating temperature.

**Vibration 10G<sub>RMS</sub> Rating**  
Products are placed on the vibration shock table to test that they can withstand the rated vibration standard.

**Ingress High Pressure IP69K**  
Products are sprayed at high pressure to verify the Ingress Protection rating, ensuring they are sealed properly.

**Microscope Fine Detail Inspection**  
Products are then inspected at the microscope looking for any defects or quality issues.

## CERTIFICATIONS

**Photo Biological**  
Ensures that light output causes no harm to skin or eyes.

**ROHS**  
Ensures no use of restricted hazardous materials in products.

**DOT**  
US Department of Transportation certified for on road use.

**E-mark**  
European Regulatory certification for on highway use.

**IP Rating**  
Ingress Protection rates protection against outside elements. First number is solids, second is liquids.

**CE**  
CE is a mandatory conformity mark for products in the European Economic Area.

**UL**  
UL Certification is recognized around the world as a way to ensure standards.

**EMC**  
EMC and EMI certifies that a product does not interfere with other electrical products. This includes CISPR 25 Certifications, where higher is better.

IEC 62471

RoHS



IP-69K



MIL SPEC 461



CISPR 25


## AUTOMOTIVE

Vision X has continually introduced new automotive lighting solutions such as Halogen Headlight Bulbs, Bumper Lights, Fog Lights and LED Driving Lights for enhanced visibility on the road.



## MINING

Engineered for high-vibration, harsh environments, our mining range features advanced specifications including specialized brackets and electrical components.



## STRUCTURAL

LED lighting for buildings, street lighting and parking lots lower annual power consumption, increase efficiency provide more light output for a green alternative to HPS and metal halide lighting.



## MARINE

Vision X marine lighting is specially manufactured to protect against corrosion faced by use on salt water along with special electronics for use around water.



## UNLIMITED POSSIBILITIES

## APPLICATIONS



## OFFROAD

In 2005 Vision X took the race world by storm introducing the HID series with a Baja 1000 win the first time out. Vision X offers a wide range of LED, HID and Halogen lighting for offroad applications.



## TRANSPORT

LED lights and bars achieving up to 1200/365 meters of light provides optimal visibility for operator safety, lower power consumption and a reduction in unscheduled lighting maintenance



## OE

Companies around the world choose Vision X as the trusted name in lighting. We specialize in taking projects from a vision to production in order to create a solution for each specific need.

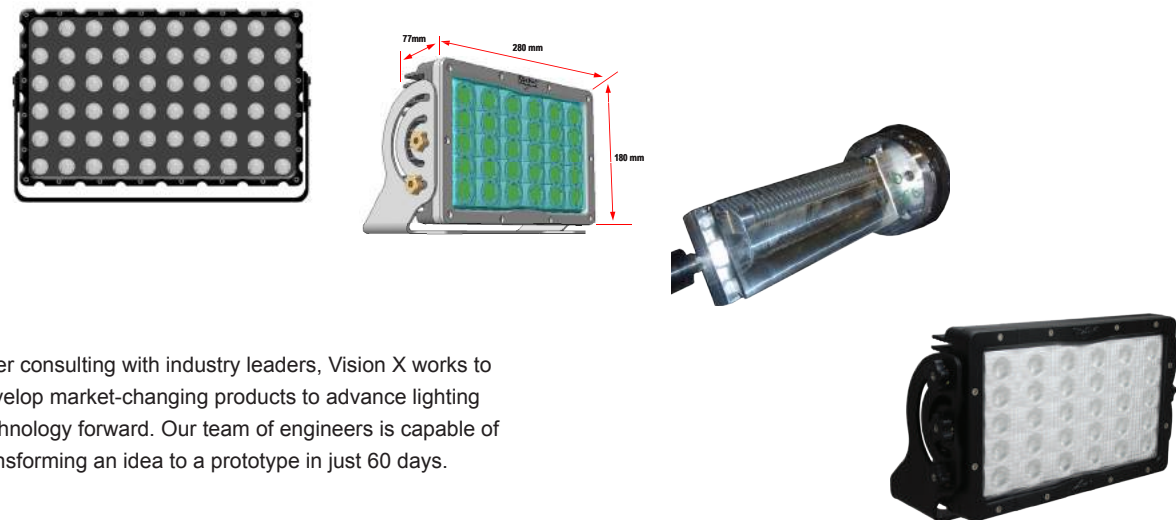


## ATV/UTV

Upgrade your UTV/ATV factory headlights, add a [LED light bar for forward illumination](#) or add LED for under carriage lighting. We offer these and many more solutions for ATV/UTV applications.

# PRODUCT DEVELOPMENT

## NEW PRODUCT START TO FINISH



After consulting with industry leaders, Vision X works to develop market-changing products to advance lighting technology forward. Our team of engineers is capable of transforming an idea to a prototype in just 60 days.



## NEW PRODUCT PROTECTION

Vision X ensures the protection of our products by acquiring patents and trademarks worldwide. This gives us the ability to fight "knock-off" products worldwide so that our customers can be assured they are buying Vision X Genuine products.

# MARKET SPECIFIC SOLUTIONS

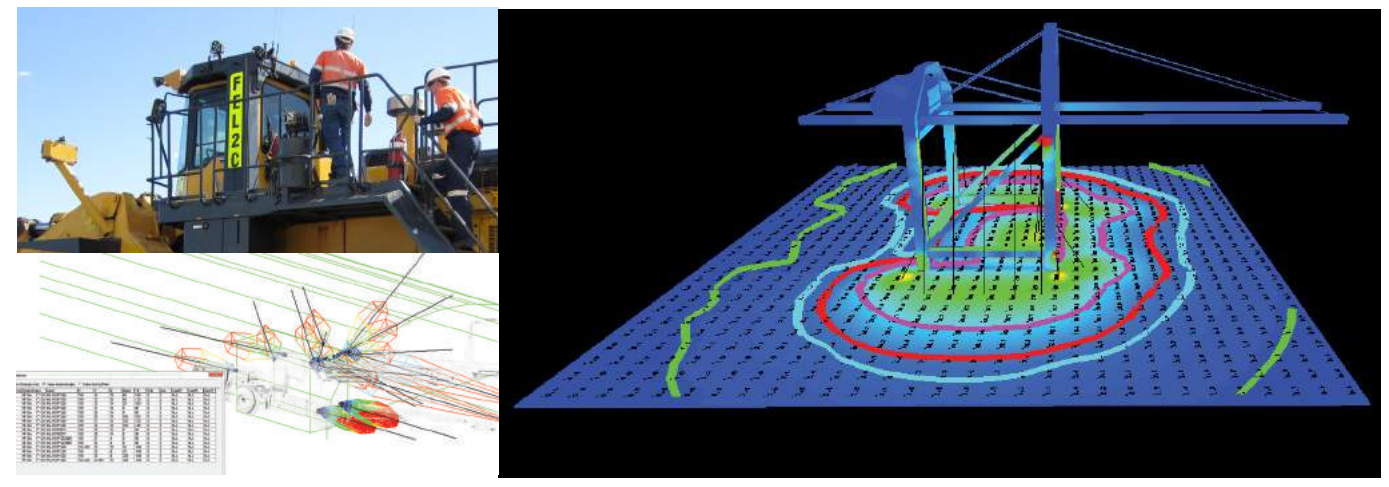
## PROJECT CONSULTING

Vision X works with customers to deliver solutions. We perform on-site consultation and support to best understand our customers' lighting needs. Whether for a soccer field, wine harvesting at night, fire response, tree logging, trucking, or the United States Border Patrol, Vision X works to provide the most efficient, brightest and cost-effective solution.



## PROJECT ANALYSIS

In addition to on-site consultation, Vision X has the capability to create 3D analysis in CAD that allows us to virtually render the space and find the perfect lighting solution for the project. Once the rendering has been done, we can advise the precise location and aiming for each light.





## VISION X TECHNOLOGY

LIGHT EMITTING DIODE | HIGH INTENSITY DISCHARGE | HALOGEN



### LED LIGHTING - PAGES 14-81

Vision X LED Lighting runs at a 6000K temperature for intense, bright white light for increased visibility and safety. LED technology has many advantages including low power consumption, no voltage spike at start-up, 50,000 hour lifespan and increased durability with the absence of a bulb. Vision X offers LED Lighting in 5 categories: Lights, Heavy Duty Lights, Pods, Bars and Speciality Lighting.




### HID LIGHTING - PAGES 82-99

Vision X HID Lighting runs at a 5000K temperature for a super white beam color. HID lights require a bulb, starter and ballast to operate. The ballast takes the standard 12V input power and increases this to the 32,000V the bulb operates at and the starter is used to ignite the bulb. HID's primary advantage over halogen is higher output per watt required.



### HALOGEN LIGHTING - PAGES 100-123

Vision X offers a number of different Halogen Lighting options. The Tungsten-Halogen Series uses an oversized globe and specially engineered filament to enhance light output. Also offered are D-Series, High and Low Watt Headlight replacement bulbs which increase visibility on the road with super white light output.



## VISION X PRODUCT EVOLUTION

IMAGINING AND ENGINEERING "LIGHTING EVOLVED"


### Constant Innovation

Since 1997, Vision X has been providing the lighting solutions demanded by the market as well as innovating the next step for lighting. With the release of the HID series in late 2005, Vision X was the first to provide an HID internal ballast and starter to mass market, simplifying installation and reducing external components. Again in 2008 Vision X revolutionized lighting with the LED bar originally produced for NASA's Back to the Moon Mission. Since then, Vision X has continued innovation with the Solo Pod - which gives as many lumens as a headlight from a single 2" x 2" housing - and heavy duty LED lighting for use in mining, industrial and commercial applications. The newest addition to the Vision X product line, the LED Light Cannon, transforms a single LED into 1000 feet of usable light. At Vision X, we are constantly striving to live up to our company motto of "Lighting Evolved."

### Moving Forward

Vision X works with our customers around the world, our sponsorship partners and the world's leading LED manufacturers continuously to imagine new products for use in many applications. We strive to be the solution provider for any lighting need by continuously improving existing product and imagining new product.

- 1997 FOG LIGHT** (Image: Fog light assembly)
- 2000 HID HEADLIGHT REPLACEMENTS** (Image: HID headlight bulb)
- 2005 HID OFFROAD LIGHT** (Image: Round offroad light)
- 2008 XMITTER LED BAR** (Image: LED bar light)
- 2009 SOLO POD** (Image: Solo pod light)
- 2010 HEAVY DUTY LED** (Image: Large LED bar light)
- 2013 LED LIGHT CANNON** (Image: LED light cannon)



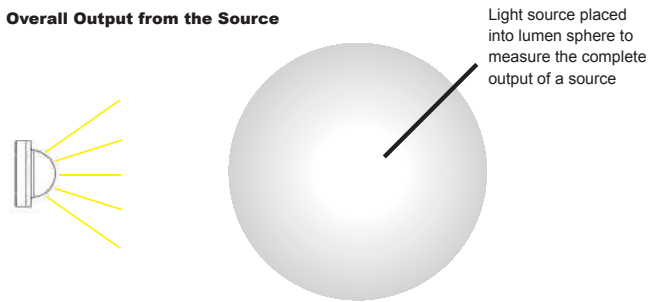
# LIGHTING TECHNOLOGIES

## VISION X LIGHTING EXPLAINED

### HOW LIGHTING TECHNOLOGY IS MEASURED AND UNDERSTOOD

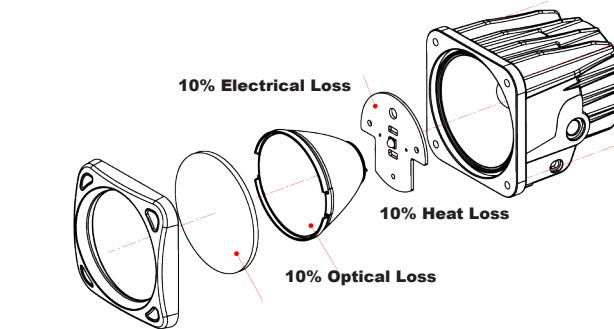
#### LUMENS

##### Overall Output from the Source



##### Raw Lumen Output

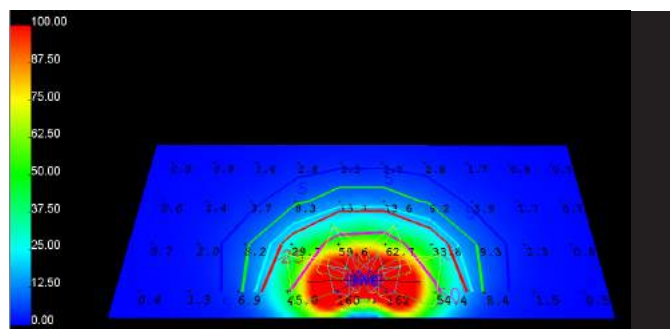
Lumens are a common standard for measuring light output at the source. It is important to know that the lighting source manufacturer rating is only for the light source and does not account for losses due to optical inefficiencies, electrical inefficiencies or heat.



##### Effective Lumen Output

The sheer output of the light source is not enough to capture the whole story. When rating the effective output of a light source, the light lost as heat, in optical light spray and electrical inefficiency must also be accounted for, as each of these reduce the total usable lumens.

#### LUX







##### Lux

Lux measures the amount of light per square meter. Unlike lumens which measures light at the source, lux is measured at a specific area. This helps better determine whether those effective lumens are lighting up the environment with the necessary light.

##### Foot-Candles

Foot Candle measures the amount of light per square foot, as opposed to square meter as with lux. Foot-Candle and lux are interchangeable, with 100 lux = 10.42 foot-candles.

#### BEAM PATTERNS







##### 10° or 20° Narrow Beam

The spot beam pattern is used primarily as a driving light. The narrow beam creates a focal point accompanied by a "halo effect" which adds peripheral lighting. For applications of high speed travel where seeing long-distance is necessary to avoid potential hazards, the 10° and 20° narrow beam provides intense distance.

##### 40° Wide Beam

The wide beam pattern is the intermediate beam well suited as a multi-purpose light. This beam pattern is normally recommended as a driving beam at lower speeds when you need more peripheral lighting. The wide beam also serves as the optimum balance between distance and width for small to medium industrial vehicles.



##### 60° or 90° Extra Wide Beam

The extra wide beam pattern is typically used more for large industrial vehicle lighting. It is necessary when looking to light up a very wide path in front of the vehicle. This beam provides a broad beam of light with a short-throw distance.

##### 30°/65° Elliptical Beam

The elliptical beam is a specialty beam pattern that is designed for driving with oncoming traffic. The elliptical beam produces a low line of light covering a very wide area while staying out of the eyes of those in the path of the vehicle. This beam pattern is great for both high speed low speed driving. The beam itself is 30° tall and 65° wide.



#### USABLE LIGHT



##### What is Usable Light?

Usable light is defined as the light that is actually converted for use in forward projection lighting. Vision X measures this by accounting for effective, rather than raw, lumens in our calculations. We also provide the measurement of distance at which a light achieves 1 lux. One lux is the level of light needed to read a newspaper. Vision X provides lumen ratings in effective lumens, which factors in the levels of optical, electrical and heat efficiency. This states the true output of the light as a whole, not just a single component such as the LED.

#### LUX CHARTS



##### Measuring Lux


On Vision X lux charts, the different colors within a light's beam on the lux chart correlates to a different lux level at that distance from the source, according to the colors above.



# LED LIGHTING







# LED TECHNOLOGY

## VISION X LED ADVANTAGES

**COST SAVINGS | LONGER LIFESPAN | LOWER POWER CONSUMPTION**

### LED QUALITY

#### TOP BINNING

Not all LEDs are created equal. Each run of LEDs by the manufacturer is binned to classify the quality within that batch. Vision X uses only top-binned LEDs to ensure the highest quality.

#### LATEST TECHNOLOGY

Vision X works with the world's leading manufactures to constantly envision and create the newest products to drive LED lighting technology forward.

#### HIGH EFFICACY

Vision X products are engineered for the highest possible luminous efficacy - the ratio of lumens per watt.

### PRIME DRIVE

#### PULSE WIDTH MODULATION

When enabled, Pulse Width Modulation integrated circuitry flashes the LED faster than the human eye can see for reduced heat, prolonged LED life and dimming capabilities.

#### ELECTRONIC THERMAL MANAGEMENT

Integrated Electronic Thermal Management automatically regulates heat levels by engaging ETM to prolong LED life.

#### DIMMING CAPABLE

Prime Drive includes dimming capability. Dimming works by engaging PWM to reduce power while maintaining steady output. Vision X offers push button and dial dimmer units.

### ROBUST HOUSINGS

#### PROGRESSIVE HEAT SINK DESIGN

LEDs create heat, and heat sinks are the number one tool used to dissipate heat and ensure continued performance of the LED, which is why all of our LED products are engineered with heat sinks precisely designed for the product's uses and specifications.

#### TOP GRADE ALUMINUM

Highest grade 6061 aluminum is used in our aluminum extrusions and die-casts to provide superior strength and heat dissipation. In some lights, such as the Cannon, a special Hybrid housing is used for weight reduction.

### ADVANCED OPTICS

#### IRIS REFLECTOR

IRIS Reflector Technology is designed to produce distance from a single LED. Utilized on the Cannon and Optimus lights, IRIS technology allows for tremendous distance of up to 2500' on the 6.7" Cannon.

#### COMPREHENSIVE OUTPUT

A key to high efficiency and minimizing stray light is effective optics. Vision X optics are designed to provide seamless beam coverage and reduce stray light.

#### AVAILABLE BEAM PATTERNS

Vision X offers 10°, 20°, 40°, 60°, 90° and elliptical 30°x65° beam patterns to match the lighting needs of any situation.

### Available LEDs

#### 3 Watt LED

The benefits of the 3 watt LED are great output and beam precision. The tight footprint allows for precision optical control.

#### 5 Watt LED

Utilizing the same footprint as the 3 watt LED, but at twice the output, the 5 watt LED combines the advantages of a tight LED footprint with the ultimate output.

#### 10 Watt LED

The benefits of the 10 watt LED are great intensity and bulk lighting. With 900 raw lumens per LED, it provides the greatest bulk lighting on the market.

#### 25 Watt

The new Light Cannon 4.5" housing features a new 25 Watt LED. Combined with IRIS Reflector Technology, this allows 1000 feet of usable light from a single LED.

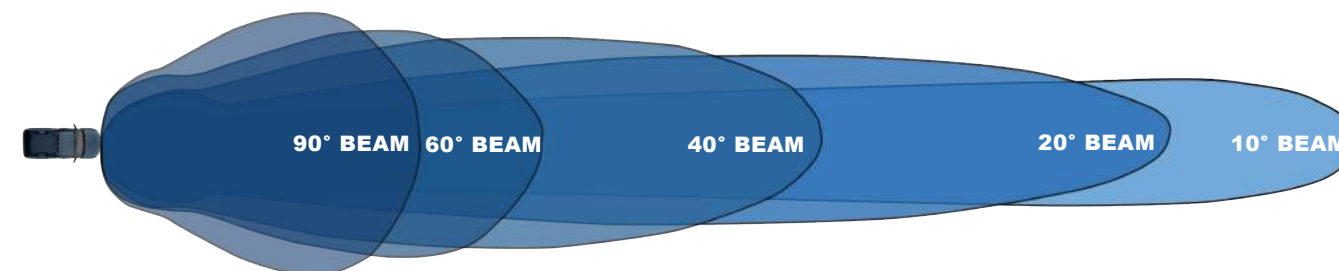
#### 50 Watt LED

The new Light Cannon 6.5" housing features a new 50 Watt LED. Combined with IRIS Reflector Technology, this allows unmatched distance and brightness from a single LED.

#### SMD LED

The Surface Mounted Diode (SMD) is used in the Shockwave fixture and UF32 to create an even, ultra-wide beam pattern for area lighting applications.


### Available Beam Patterns



### LED Item Number Explanation

Class	Series	Number of LEDs	Beam Pattern*
CTL	— T P X	18	40
Classes	LED Series	Number of LEDs	Beam Pattern*
CTL	Commercial Truck Lighting	Between 1 and 90	10° Narrow
MIL	Mining Industrial Lighting		20° Medium
XIL	General LED		40° Wide
XLS	Incident Response Case		60° Extra Wide
	CPZ		90° Extreme Wide
	EP		e3065 30° by 65° Elliptical
	EPX		
	HPX		
	LPX		
	MX		
	OP		
	OPR		
	PMX		
	PX		
	RXP		
	S		
	SP		
	SWD		
	SWS		
	TPX		
	UM		
	UMX		

(Xtreme indicates 5 Watt LED)  
(Prime Indicates use of Prime Drive)



**LED LIGHT SYSTEMS  
POWERFUL OUTPUT - STANDARD FORM FACTOR**

**Standard Form Factor**

Replacing HID or Halogen fixtures with LED lights from Vision X will not alter the look and feel of the vehicle. Instead, all the benefits of LED, including 50,000 hour lifespan, low amperage draw and increased output are available in the standard form factors from HID and Halogen lighting. Vision X has created single source LED lighting for distance and multi-source LED lighting for beam spread and intensity ensuring a solution for any need.

**Powerful LEDs**

With today's LED technology and innovative engineering, Vision X can now match and beat HID or Halogen lighting options. With lighting solutions using 3 watt all the way to 50 watt LEDs, Vision X has designed a product line that gives you every reason to move to LED lighting for off road, commercial and industrial use.

**IRIS Reflector Technology**

Vision X has engineered the IRIS reflector technology to produce distances unseen from a single source LED before. Available on the Cannon and Optimus Series Lights, the IRIS Reflector enables up to 2500' of light on the Cannon 6.5" LED.

**Prime Drive**

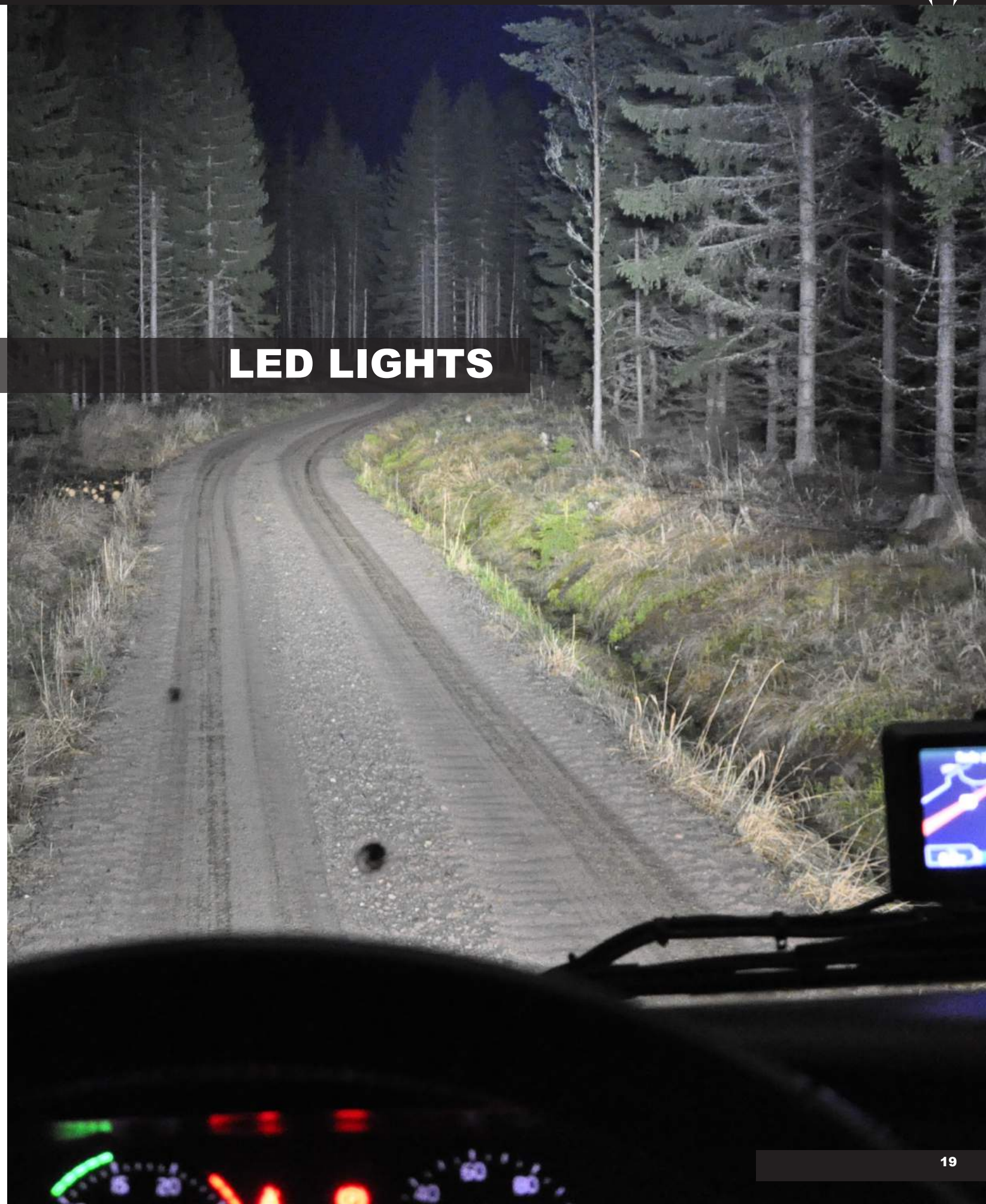
Prime Drive enables enhanced reliability and output by utilizing more efficient circuitry and the use of electronic thermal management. Electronic Thermal Management works to prolong the life of the LED through Pulse Width Modulation (PWM). Prime Drive also gives you the capability to dim the LED using an external controller. PWM flashes the LED faster than is detected by the human eye to control heat levels and enable dimming.

**Strength and Durability**

Featuring Die-Cast Aluminum housings, LED Lights from Vision X stand up to adverse environmental conditions. Engineered with a special sealing system combined with the strength of the aluminum housing, these Vision X LED Lights achieve an IP-68 rating, signifying that they are particulate (dust) proof and water resistant up to 3 meters.

**Covers Available**

The Transporter Series and Cannon LED Lights feature the added benefit of snap on covers. These PCV covers not only provide added protection, but they also add the availability of changing the color of your light with nothing more than the snap of a cover. Find out more about covers for the Transporter Series on page 136 and the Cannon covers on page 21.



**LED LIGHTS**



6.7"



4.5"



**IRIS Reflector Achieves 2500'**

The proprietary IRIS Reflector is the first of its kind in the LED market. With IRIS technology, a single 50 Watt LED is able to achieve unmatched distance and intensity with over 2500 feet of usable light.

**25 Watt and 50 Watt Single Source LED**

Vision X has teamed up with Luminus to offer the first single-source 25 Watt and 50 Watt LED powered lights.

**Hybrid Aluminum Poly Carbonate Housing**

The Light Cannon features a housing engineered with both aluminum for increased strength and poly carbonate to reduce weight.

**Universal Single Bolt Mounting**

Designed for simple installation, the LED Light Cannon features a sturdy, single-bolt universal mounting system.

**Standard Form Factor**

The Light Cannon LED combines the benefits of LED lighting, including low power consumption and 50,000 hour lifespan, with the standard form factor of a traditional HID or Halogen light.

**Multiple Configurations**

With 13 available covers for the Light Cannon, multiple configurations are available including euro and flood beam covers as well as amber, red, blue, clear and black covers for different conditions.



**4.5" LIGHT CANNON LED DISTANCE COMPARISON**

88' LOW BEAM FACTORY HEADLIGHT	
153' HIGH BEAM FACTORY HEADLIGHT	
1000' LIGHT SINGLE 4.5" CANNON LED, NO FILTER	<b>1000' USABLE LIGHT!</b>

**Available Cannon Kits**

- Includes:**  
 2x Two Lights  
 1x Two Light Wiring Harness



**4.5" Cannon Cover Matrix**



**Available Cover Colors**

**Clear Covers**

The clear polycarbonate cover provides protection from the elements while out on the trail or on the dunes. Clear covers are also available in euro and flood configurations.

**Blue Covers**

The blue polycarbonate cover optimizes the Cannon for driving on snow. Blue covers are also available in euro and flood configurations.

**Yellow Covers**

The yellow polycarbonate cover optimizes the Cannon for driving in heavy fog by removing the blue light waves to reduce glare back at the driver. Yellow covers are also available in euro and flood configurations.

**Red Covers**

The red polycarbonate cover optimizes the Cannon for driving in heavy dust by penetrating particulate in the air. Red covers are also available in euro and flood configurations.

**Black Covers**

The black out covers allow for street legal applications and operate as a safety indicator by glowing in the dark.

**Available Cover Beams**

**Protective Cover**

Transparent polycarbonate covers provide increase protection for Light Cannon from harsh conditions.

**Euro Cover**

The flat horizontal beam is designed to provide both peripheral and forward lighting while staying out of the eyes of oncoming traffic.

**Trail Flood Cover**

The Trail Flood beam pattern is designed to illuminate from the bottom of the ditch to the tree tops while trail riding. This low speed flood lights upcoming trail hazards.

**Snap-On Protective Covers**

ITEM #	PCV-CP1	PCV-CP1Y	PCV-CP1R	PCV-CP1B	PCV-CP1BL
PART # (Stock Code)	9151151	9157726	9162492	9157184	9157450
COLOR	Clear	Yellow	Red	Blue	Black

**Snap-On Euro Beam Covers**

ITEM #	PCV-CP1EU	PCV-CP1YEU	PCV-CP1REU	PCV-CP1BEU
PART # (Stock Code)	9151243	9157878	9157542	9157276
COLOR	Clear	Yellow	Red	Blue

**Snap-On Flood Beam Covers**

ITEM #	PCV-CP1FL	PCV-CP1YFL	PCV-CP1RFL	PCV-CP1BFL
PART # (Stock Code)	9151335	9157900	9157634	91573658
COLOR	Clear	Yellow	Red	Blue





## 6.7" CANNON 50 WATT LED DRIVING LIGHT

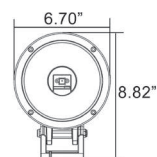
Single Source LED with IRIS Reflector Produces Over 2500' of Usable Light

### 50 Watt Cannon Series

The Cannon LED Light is the first of its kind to combine a traditional form factor light with the power of a 50 Watt single LED for use on bumpers, light bars and more.



CTL-CPZ610 Shown



ITEM # 10° BEAM	CTL-CPZ610	CTL-CPZ610KIT
PART # (Stock Code)	9888538	9888545
COLOR	Black	Black
INCLUDES	1 Light & Pigtail	2 Lights & Harness

### Technical Information

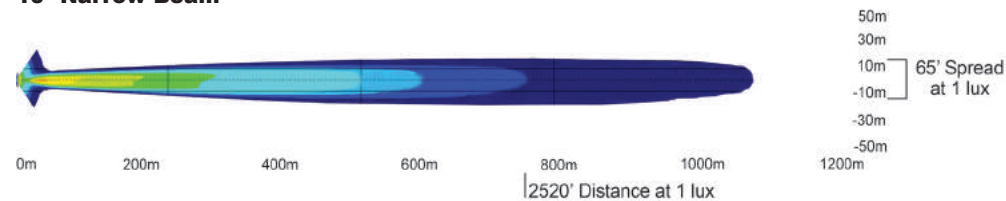
WARRANTY	Extended
RAW LUMENS	3,200 lm
EFFECTIVE LUMENS	2,240 lm
WATTAGE	50
WEIGHT	5.51 lb/2.5 kg
LED LIFESPAN	50,000 Hours
DIMENSIONS	6.70" x 6.30" x 8.82" 170 mm x 91.4 mm x 224 mm
INPUT VOLTAGE	11-65V DC
AMP DRAW (12V)	4.17A
IP RATING	IP-68
VIBRATION RATING	15.6 G <sub>rms</sub>
OPERATING TEMP	-40 Celsius ~ +85 Celsius

### Features

- Kits with Two Lights and Harness Available
- First of its Kind Single Source 50 Watt LED
- Ultra Lightweight Hybrid Construction
- Weatherproof Deutsch Connector
- Advanced Heat Sink Design
- Polycarbonate Lens
- Patent Pending



### 10° Narrow Beam



## 4.5" CANNON 25 WATT LED DRIVING LIGHT

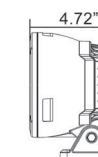
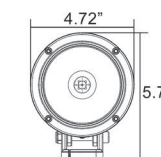
Single Source LED with IRIS Reflector Produces Over 1000' of Usable Light

### 25 Watt Cannon Series

The Cannon LED Light is the first of its kind to combine a traditional form factor light with the power of a 25 Watt single LED for use on bumpers, light bars and more.



CTL-CPZ110 Shown



ITEM # 10° BEAM	CTL-CPZ110	CTL-CPZ110KIT
PART # (Stock Code)	9150970	9151069
COLOR	Black	Black
INCLUDES	1 Light & Pigtail	2 Lights & Harness

### Technical Information


WARRANTY	Extended
RAW LUMENS	2,500 lm
EFFECTIVE LUMENS	1,750 lm
WATTAGE	25
WEIGHT	2.02 lb/920 g
LED LIFESPAN	50,000 Hours
DIMENSIONS	4.72" x 4.36" x 5.75" 120 mm x 110.7 mm x 146 mm
INPUT VOLTAGE	9-32V DC
AMP DRAW (12V)	2.08A
IP RATING	IP-68
VIBRATION RATING	15.6 G <sub>rms</sub>
OPERATING TEMP	-40 Celsius ~ +85 Celsius

### Features

- Kits with Two Lights and Harness Available
- First of its Kind Single Source 25 Watt LED
- CTL-CPZ110 Model is E-Mark Approved
- Ultra Lightweight Hybrid Construction
- Weatherproof Deutsch Connector
- Advanced Heat Sink Design
- Polycarbonate Lens
- Patent Pending



### 10° Narrow Beam





**TRANSPORTER**  
 6.7" ROUND HIGH POWERED LED DRIVING LIGHT



9 LED



12 LED



18 LED



**Available Cover Colors**

**Clear Covers**

The clear polycarbonate cover provides additional protection from the elements and road debris.

**Blue Covers**

The blue polycarbonate cover optimizes the Transporter for driving on snow.

**Yellow Covers**

The yellow polycarbonate cover optimizes the Transporter for driving in heavy fog by removing the blue light waves to reduce glare back at the driver.

**Red Covers**

The red polycarbonate cover optimizes the Cannon for driving in heavy dust by penetrating particulate in the air.

**Black Out Covers**

The black out cover allows for street legal applications.

**High Power LED for Trucking and Transport**

The Transporter Series utilizes high powered 5 watt LEDs to provide intense light output for commercial applications. The Transporter Series is ideal for Trucking and Transport applications because the long 50,000 hour lifespan takes away unscheduled lighting of changing bulbs. With LED there is no voltage spike at startup, which reduces wear on associated components.

**Increased Safety**

Brighter conditions for operators ensure greater safety and reliability to ensure cargo makes it to its destination.

**Standard Form Factor**

Designed as a LED alternative for Halogen and HID lighting, the Transporter utilizes a standard form factor.

**Channeled Heat Sink**

Heat dissipation is critical to driving a LED to capacity and prolonging its lifespan. The Vision X engineering team designed the Transporter with an advanced channeled heat sink to keep the LEDs at optimal temperature for enhanced performance.

**Polycarbonate Lens**

Featuring a polycarbonate lens, the Transporter is protected from oncoming debris and specially sealed against dust and water. Lighter and stronger than glass, the polycarbonate lens ensures the light is protected and ready for the road.

**Prime Drive with Thermal Management**

Vision X has integrated Prime Drive electronic thermal management through Pulse Width Modulation to control internal heat to prolong the life of the LED.

**TRANSPORTER 6.7" LED LIGHT**

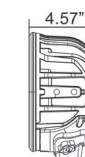
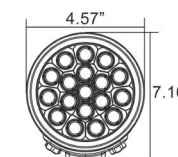
Ultimate LED Lighting System For Truck and Transport

**Transporter Series**

The Transporter Series offers 9, 12 and 18 LED lighting for transport and trucking in a traditional form factor.



CTL-TPX1810 Shown



ITEM # 10° BEAM	CTL-TPX910	CTL-TPX1210	CTL-TPX1810
PART # (Stock Code)	9110110	9110561	9111018
ITEM # 40° BEAM	CTL-TPX940	CTL-TPX1240	CTL-TPX1840
PART # (Stock Code)	9110295	9110745	9119748
L.E.D.S	9	12	18
RAW LUMENS	4,437 lm	5,916 lm	8,874 lm
EFFECTIVE LUMENS	2,840 lm	4,085 lm	5,299 lm
WATTAGE	45	60	90
AMP DRAW (12V)	3.75A	5A	7.5A
WEIGHT	5.95 lb/2.7 kg	5.95 lb/2.7 kg	6.17 lb/2.8 kg

**Technical Information**

WARRANTY	Extended
LED LIFESPAN	50,000 Hours
DIMENSIONS	6.71" x 7.19" x 4.57" 171 mm x 182.5 mm x 116 mm
INPUT VOLTAGE	11-65V DC
IP RATING	IP-68
VIBRATION RATING	15.6 G <sub>rms</sub>
OPERATING TEMP	-40 Celsius ~ +80 Celsius

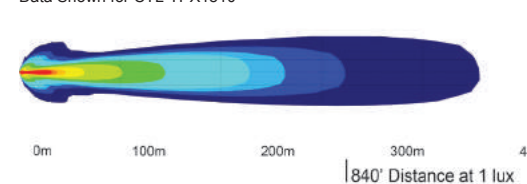
**Features**

- Clear, Red, Blue and Yellow Protective PC Covers Available
- Xtreme Five Watt LED is Drive to 90% Efficiency
- Integrated Electronic Thermal Management
- CTL-TPX910 Model is E-Mark Approved
- Integrated Deutsch Connector
- Die-Cast Aluminum Housing
- Advanced Heat Sink Design
- Polycarbonate Lens
- Patent Pending



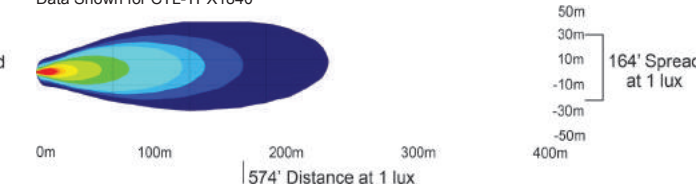
**10° Narrow Beam Lights**

Data Shown for CTL-TPX1810



**40° Wide Beam Lights**

Data Shown for CTL-TPX1840



## KEY FACTS

### 5 Watt Xtreme Lighting

The Explorer uses 5 Watt LEDs for the combination of the most distance and most intense light output.

### Prime Drive Technology

With Prime Drive, Electronic Thermal Management maintains a safe operating temperature for the light without sacrificing output.

### Dimming Capability

Pulse Width Modulation circuitry flashes the LED faster than the human eye can see to achieve dimming capability.

### Extruded Aluminum

Extruded 6061 Aluminium is used to achieve an ingress Protection rating of IP-68, creating a light bar with unmatched durability.



## 6" EXPLORER PRIME XTREME 11 LED LIGHT

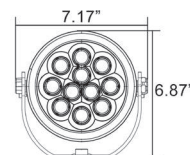
**Lightweight Body and Focused Beam For Truck/Transport**

### Explorer Series

The Explorer is a lightweight yet durable LED for Truck and Transport upgrades.



CTL-EPX1110 Shown



ITEM #	CTL-EPX1110	CTL-EPX1140	CTL-EPX1160
PART # (Stock Code)	9112183	9112367	9112459
BEAM PATTERN	10° Narrow	40° Wide	60° Extra Wide

### Technical Information

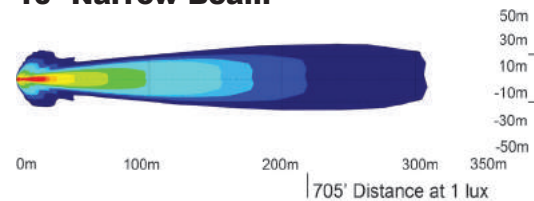
WARRANTY	Extended
RAW LUMENS	5,423 lm
EFFECTIVE LUMENS	3,796 lm
WATTAGE	55
WEIGHT	4.52 lb/2.05 kg
LED LIFESPAN	50,000 Hours
DIMENSIONS	7.14" x 5.98" x 3.17" 181.3 mm x 152 mm x 80.6 mm
INPUT VOLTAGE	11-65V DC
AMP DRAW (12V)	4.6A
IP RATING	IP-68
VIBRATION RATING	15.6 G
OPERATING TEMP	-40 Celsius ~ +80 Celsius

### Features


- Integrated Deutsch Connector with Plug-and-Play Harness
- Xtreme Five Watt LED is Drive to 90% Efficiency
- Integrated Electronic Thermal Management
- Vertical Fins Maximize Heat Dissipation
- Integrated Deutsch Connector
- Die-Cast Aluminum Housing
- Polycarbonate Lens
- Patent Pending



### 10° Narrow Beam



### 40° Narrow Beam



## 4" EXPLORER PRIME XTREME 9 LED LIGHT

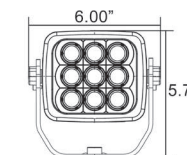
**Lightweight Body and Focused Beam For Truck/Transport**

### Explorer Series

The Explorer is a lightweight yet durable LED for Truck and Transport upgrades.



CTL-EPX910 Shown



ITEM #	CTL-EPX910	CTL-EPX940	CTL-EPX960
PART # (Stock Code)	9111735	9111919	9112008
BEAM PATTERN	10° Narrow	40° Medium	60° Extra Wide

### Technical Information


WARRANTY	Extended
RAW LUMENS	4,437 lm
EFFECTIVE LUMENS	2,800 lm
WATTAGE	45
WEIGHT	3.09 lb/1.4 kg
LED LIFESPAN	50,000 Hours
DIMENSIONS	6.00" x 4.13" x 3.13" 152.5 mm x 105 mm x 79.2 mm
INPUT VOLTAGE	11-65V DC
AMP DRAW (12V)	3.8A
IP RATING	IP-68
VIBRATION RATING	15.6 G
OPERATING TEMP	-40 Celsius ~ +80 Celsius

### Features

- Integrated Deutsch Connector with Plug-and-Play Harness
- Xtreme Five Watt LED is Drive to 90% Efficiency
- Integrated Electronic Thermal Management
- CTL-EPX910 Model Is E-Mark Approved
- Vertical Fins Maximize Heat Dissipation
- Integrated Deutsch Connector
- Die-Cast Aluminum Housing
- Polycarbonate Lens
- Patent Pending



### 10° Narrow Beam



### 40° Narrow Beam



## KEY FACTS

### 5 Watt Xtreme Lighting

The Utility Market Series uses 5 Watt LEDs for the combination of the most distance and most intense light output.

### Commercial Lighting

The UM Series was designed to provide superior light output while reducing cost, reducing energy consumption, and boosting output at an attractive price.

### High Output

Get more light output than a 100 watt halogen light while drawing less power and reducing wear on associated components.

### Die-Cast Aluminum

The die-cast aluminum housing provides strength and durability for commercial applications or use in factory replacement applications.



## 4" ROUND XTREME PRIME LED LIGHT

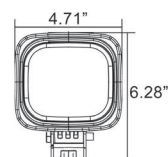
**Xtreme Light Output OE Upgrade for Commercial/Industrial**



XIL-UMX4460 Shown

### Utility Market Series

Square housing for commercial and industrial vehicles to improve safety and light output with 5 watt LED delivering 90% efficiency.



ITEM #	XIL-UMX4410	XIL-UMX4440	XIL-UMX4460
PART # (Stock Code)	4004726	9118390	9118482
BEAM PATTERN	10° Narrow	40° Wide	60° Extra Wide

### Technical Information


WARRANTY	Extended
RAW LUMENS	3,451 lm
EFFECTIVE LUMENS	2,202 lm
WATTAGE	35
WEIGHT	2.43 lb/1.1 kg
LED LIFESPAN	50,000 Hours
DIMENSIONS	4.71" x 3.97" x 3.14" 119.56 mm x 108.8 mm x 80 mm
INPUT VOLTAGE	11-65V DC
AMP DRAW (12V)	3.8A
IP RATING	IP-68
VIBRATION RATING	15.6 G <sub>rms</sub>
OPERATING TEMP	-40 Celsius ~ +80 Celsius

### Features


- Xtreme Five Watt LED is Drive to 90% Efficiency
- Available with 3-Watt LEDs for Low Amp Draw
- Convection Vertical Heat Sink Design
- Available Swivel Mount and Handle
- Integrated Deutsch Connector
- Die-Cast Aluminum Housing
- Polycarbonate Lens
- Patent Pending



### 10° Narrow Beam



### 40° Wide Beam



## 4" ROUND XTREME LED LIGHT

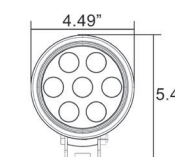
**Xtreme Light Output OE Upgrade for Commercial/Industrial**



XIL-UMX4060 Shown

### Utility Market Series

Round housing for commercial and industrial vehicles to improve safety and light output with 5 watt LED delivering 90% efficiency.



ITEM #	XIL-UMX4010	XIL-UMX4040	XIL-UMX4060
PART # (Stock Code)	4004719	9118215	9118307
BEAM PATTERN	10° Narrow	40° Wide	60° Extra Wide

### Technical Information


WARRANTY	Extended
RAW LUMENS	3,451 lm
EFFECTIVE LUMENS	2,202 lm
WATTAGE	35
WEIGHT	2.65 lb/1.2 kg
LED LIFESPAN	50,000 Hours
DIMENSIONS	4.49" x 4.49" x 2.99" 114 mm x 114 mm x 79 mm
INPUT VOLTAGE	11-65V DC
AMP DRAW (12V)	3.8A
IP RATING	IP-68
VIBRATION RATING	15.6 G <sub>rms</sub>
OPERATING TEMP	-40 Celsius ~ +80 Celsius

### Features

- Xtreme Five Watt LED is Drive to 90% Efficiency
- Available with 3-Watt LEDs for Low Amp Draw
- Convection Vertical Heat Sink Design
- Available Swivel Mount and Handle
- Integrated Deutsch Connector
- Die-Cast Aluminum Housing
- Polycarbonate Lens
- Patent Pending



### 10° Narrow Beam



### 40° Wide Beam





## KEY FACTS

**5 Watt Xtreme Lighting**  
 The Duralux uses 5 Watt LEDs for the combination of the most distance and most intense light output.

**Commercial Lighting**  
 The Duralux was designed with fleet vehicles in mind. Reducing cost, reducing energy consumption, and boosting output at an attractive price.

**High Output**  
 Get more light output than a 100 watt halogen light while drawing less power and reducing wear on associated components.

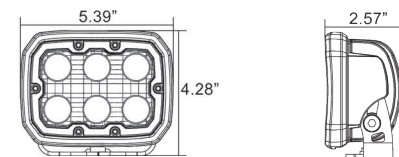
**Die-Cast Aluminum**  
 Die-cast aluminum provides strength for commercial applications. Better protection for the light maintains longer lifespan and efficiency.

## DURALUX 6 LED WORK LIGHT

High Performance LED Work Light



**Duralux Series**  
 The Duralux Series is combines durability and affordability for on-the-job light.



DURA-660 Shown

ITEM #	DURA-640	DURA-660
PART # (Stock Code)	9888378	9888385
BEAM PATTERN	40° Wide	60° Extra Wide

### Technical Information

WARRANTY	Extended
RAW LUMENS	2,958 lm
EFFECTIVE LUMENS	2,071 lm
WATTAGE	30
WEIGHT	2.10 lb/0.95 kg
LED LIFESPAN	50,000 Hours
DIMENSIONS	5.39" x 2.57" x 4.28" 136.7 mm x 69 mm x 106.5 mm
INPUT VOLTAGE	11-65V DC
AMP DRAW (12V)	2.5A
IP RATING	IP-68
VIBRATION RATING	8.6 G
OPERATING TEMP	-40 Celsius ~ +80 Celsius

### Features

- Reduced Power Draw Reduces Wear on Associated Parts
- Reduced Power Draw Can Lead to Fuel Savings
- Low Power Consumption at Just 1.6A (12V)
- More Light Than a 100W Halogen
- Long Lasting Aluminum Housing
- Industrial Grade Warranty



### 40° Wide Beam



### 60° Extra Wide Beam

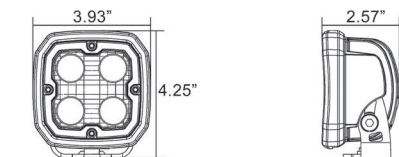


## DURALUX 4 LED WORK LIGHT

High Performance LED Work Light



**Duralux Series**  
 The Duralux Series combines durability and affordability for on-the-job light.



DURA-460 Shown

ITEM #	DURA-440	DURA-460
PART # (Stock Code)	9141619	9141527
BEAM PATTERN	40° Wide	60° Extra Wide

### Technical Information


WARRANTY	Extended
RAW LUMENS	1,972 lm
EFFECTIVE LUMENS	1,380 lm
WATTAGE	20
WEIGHT	1.50 lb/.68 kg
LED LIFESPAN	50,000 Hours
DIMENSIONS	3.94" x 2.57" x 4.24" 100 mm x 65.5 mm x 107.6 mm
INPUT VOLTAGE	11-65V DC
AMP DRAW (12V)	1.67A
IP RATING	IP-68
VIBRATION RATING	8.6 G
OPERATING TEMP	-40 Celsius ~ +80 Celsius

### Features

- Reduced Power Draw Reduces Wear on Associated Parts
- Reduced Power Draw Can Lead to Fuel Savings
- Low Power Consumption at Just 1.6A (12V)
- DURA-440 Available with E-mark Approval
- More Light Than a 100W Halogen
- Weatherproof Deutsch Connector
- Die-Cast Aluminum Housing



### 40° Wide Beam



### 60° Extra Wide Beam







# POD LIGHTING



# ULTRA COMPACT LED LIGHTING FOR UNIVERSAL APPLICATIONS

	XIL-OP110	XIL-S1110	XIL-S1100	XIL-SP120	XIL-MX110
<b>LED</b>	10 Watt	10 Watt	10 Watt	10 Watt	5 Watt
<b>Low Power Consumption</b>	.83 A (12v)	.83 A (12v)	.83 A (12v)	.83 A (12v)	.42 A (12v)
<b>Prime Drive</b>	✓			✓	
<b>Colored LED Available</b>					✓
<b>Omni-Link</b>		✓	✓		
<b>New Generation Optics and LED</b>	✓	✓		✓	

**Compact Housing, Powerful Output**  
 Vision X was the first to engineer the LED Light Pod. Since its release, the realization came that the applications for the LED Pod were endless. Utilizing top-grade aluminum, top-binned LEDs and innovative circuitry technology, Vision X continues to improve and advance LED Pod Technology.

**Omni-Link Interlocking System**  
 Available on the 2" Square Solo S1100 and New Solo S1110, all 4 sides of the light have ports for accessories, mounts or interconnectivity links. Whether you want to add 2 lights together or 10, Omni-Link Interlocking System allows you to customize your perfect light bar.

**Prime Drive**  
 Available on the Solo Prime Pod, Prime Drive takes efficiency and light output to the next level. Prime Drive is centered around Pulse Width Modulation (PWM), the ability to flash the LED at a rate faster than the human eye can detect. From this technology stems Electronic Thermal Management which regulates the LED temperature and dimming capability by connecting a Vision X Dimming Controller to dim the pod as needed.

**Die-Cast Aluminum Housing**  
 Solo Pods are designed to go anywhere, even the most extreme conditions. Featuring an Ingress Protection rating of IP-68, indicating particle-proof and water-resistance, Vision X Pods will not falter under tough environmental conditions. This is possible due to the durable die-cast aluminum housing.

**Available Pod Battery Packs**  
 More Information on Page 139



XPC-B65



**Available Solo and Solo Prime Accessories**  
 More Information on Page 147



**Available Mini Solo Accessories**  
 More Information on Page 147





**OPTIMUSROUND**



**OPTIMUSSINGLE**



**OPTIMUSDUAL**

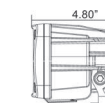
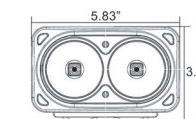


**OPTIMUS DUAL PRIME LED LIGHT**

Universal LED Driving Light Produces Ultimate Distance

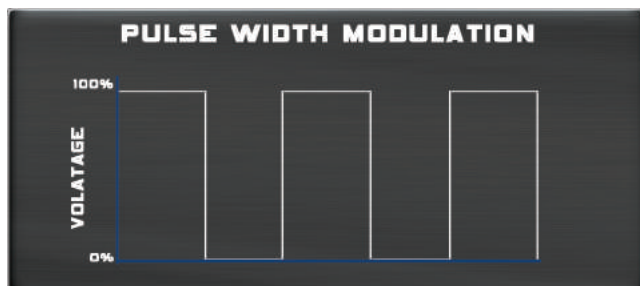


XIL-OP210 Shown



**Optimus Series**

The Optimus Series is designed to dramatically increase your vehicles light output for higher visibility and safer driving conditions.



**IRIS Reflector**

The Optimus Series takes fog lighting to a new level with the new proprietary IRIS Reflector technology. The IRIS uses a deep optics design in order to achieve extremely long distances. Using the IRIS Reflector technology, the Optimus Single will achieve 7x the distance of a standard watt headlight.

**10 Watt LED**

Featuring 10 Watt LEDs, the Optimus Series features high-powered LEDs to achieve 693 feet of usable light from one LED.

**Electronic Thermal Management**

The ETM system uses Pulse Width Modulation technology which pulses power to the LED faster than the human eye can detect in order to reduce the internal temperature of the light and achieve the rated 50,000 hour lifespan. In addition, this technology can be tapped into by a Vision X Dimmer for fully dimmable lighting.

**Vehicle Specific Kits Available**

Vision X has designed fog light kits that allow easy installation into factory housings. The Jeep JK and Ford Raptor are easily upgradable to the Optimus Series with more becoming available in the near future. See page 54 for more information.

**Extruded Aluminum**

Die Cast Aluminum housings are used to achieve an ingress protection rating of IP-68, signifying the light as particle proof and water resistant, creating a light with unmatched durability and protection.

**LED Advantage**

The Optimus Series comes with all the benefits of LED lighting. Advantages include a 50,000 hour lifespan, low power consumption and no voltage spike at start up to make the Optimus Series that much better.



ITEM # 10° BEAM	XIL-OP210	XIL-OP210C	XIL-OP210W	XIL-OP210KIT
PART # (Stock Code)	9124605	9124698	9124964	9125053
ITEM # 20° BEAM	XIL-OP220	XIL-OP220C	XIL-OP220W	XIL-OP220KIT
PART # (Stock Code)	9139548	9166636	9139630	9137834
ITEM # 60° BEAM	XIL-OP260	XIL-OP260C	XIL-OP260W	XIL-OP260KIT
PART # (Stock Code)	9136660	9159348	9139722	9137742
COLOR	Black	Chrome	White	Black
INCLUDES	1 Light & Pigtail	1 Light & Pigtail	1 Light & Pigtail	2 Lights & Harness

**Technical Information**

WARRANTY	Extended
RAW LUMENS	1,720 lm
EFFECTIVE LUMENS	1,204 lm
WATTAGE	20
WEIGHT	2.25 lb/1020.58 g
LED LIFESPAN	50,000 Hours
DIMENSIONS	5.83" x 4.80" x 3.57" 148 mm x 122 mm x 90.8 mm
INPUT VOLTAGE	12-32V DC
AMP DRAW (12V)	1.67A
IP RATING	IP-68
VIBRATION RATING	15.6 G
OPERATING TEMP	-40 Celsius ~ +80 Celsius

**Features**


- Weatherproof Integrated Deutsch Connector
- Kits with Two Lights and Harness Available
- Next Gen LED is Driven to 90% Efficiency
- PWM Integrated Dimming Circuitry
- Die-Cast 6061 Aluminum Housing
- Advanced Heat Sink Design
- Polycarbonate Lens
- Patent Pending



**10° Narrow Beam**



**20° Medium Beam**





## KEY FACTS

### 10 Watt LED

The Optimus features 10 Watt LEDs producing 860 lumens and consuming just 0.83 amps per LED for unmatched power per square inch.

### IRIS Technology

The Optimus achieves 7x the light output distance and intensity over a car headlight due to Vision X's proprietary IRIS Reflector Technology.

### Prime Drive Technology

With Prime Drive, Electronic Thermal Management maintains a safe operating temperature for the light without sacrificing output.

### Compact Housing

The single round and square Optimus are 3" in size for use as fog light replacements or anywhere you need distance

## OPTIMUS SINGLE PRIME LED LIGHT

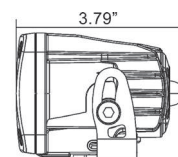
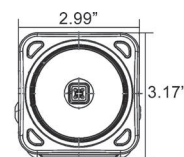
Universal LED Driving Light Produces Ultimate Distance



XIL-OP110 Shown

### Optimus Series

The Optimus Series is designed to dramatically increase your vehicles light output for higher visibility and safer driving conditions.



ITEM # 10° BEAM	XIL-OP110	XIL-OP110C	XIL-OP110W	XIL-OP110KIT
PART # (Stock Code)	9123882	9124247	9124513	9124421
ITEM # 20° BEAM	XIL-OP120	XIL-OP120C	XIL-OP120W	XIL-OP120KIT
PART # (Stock Code)	9130002	9139098	9139005	9138015
ITEM # 60° BEAM	XIL-OP160	XIL-OP160C	XIL-OP160W	XIL-OP260KIT
PART # (Stock Code)	9124063	9139272	9139364	9137926
COLOR	Black	Chrome	White	Black
INCLUDES	1 Light & Pigtail	1 Light & Pigtail	1 Light & Pigtail	2 Lights & Harness

### Technical Information

WARRANTY	Extended
RAW LUMENS	860 lm
EFFECTIVE LUMENS	602 lm
WATTAGE	10
WEIGHT	1.37 lb/620 g
LED LIFESPAN	50,000 Hours
DIMENSIONS	2.99" x 3.79" x 3.14" 76 mm x 96.5 mm x 79.8 mm
INPUT VOLTAGE	12-32V DC
AMP DRAW (12V)	0.83A
IP RATING	IP-68
VIBRATION RATING	15.6 G <sub>rms</sub>
OPERATING TEMP	-40 Celsius ~ +80 Celsius

### Features


- Kits with Two Lights and Harness Available
- Next Gen LED is Driven to 90% Efficiency
- PWM Integrated Dimming Circuitry
- Die-Cast 6061 Aluminum Housing
- Weatherproof Deutsch Connector
- Advanced Heat Sink Design
- Polycarbonate Lens
- Patent Pending



### 10° Narrow Beam



### 20° Medium Beam



## OPTIMUS ROUND PRIME LED LIGHT

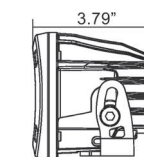
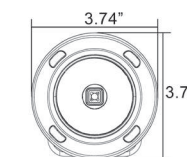
Universal LED Driving Light Produces Ultimate Distance



XIL-OPR110 Shown

### Optimus Series

The Optimus Series is designed to dramatically increase your vehicles light output for higher visibility and safer driving conditions.



ITEM # 10° BEAM	XIL-OPR110	XIL-OPR110C	XIL-OPR110W	XIL-OPR110KIT
PART # (Stock Code)	9140896	9149080	9149172	9141251
ITEM # 20° BEAM	XIL-OPR120	XIL-OPR120C	XIL-OPR120W	XIL-OPR120KIT
PART # (Stock Code)	9141077	9149264	9149356	9141343
ITEM # 60° BEAM	XIL-OPR160	XIL-OPR160C	XIL-OPR160W	XIL-OPR260KIT
PART # (Stock Code)	9141169	9149448	9149530	9141435
COLOR	Black	Chrome	White	Black
INCLUDES	1 Light & Pigtail	1 Light & Pigtail	1 Light & Pigtail	2 Lights & Harness

### Technical Information


WARRANTY	Extended
RAW LUMENS	860 lm
EFFECTIVE LUMENS	602 lm
WATTAGE	10
WEIGHT	1.53 lb/695g
LED LIFESPAN	50,000 Hours
DIMENSIONS	3.74" x 3.79" x 3.74" 95 mm x 96.5 mm x 95 mm
INPUT VOLTAGE	12-32V DC
AMP DRAW (12V)	0.83A
IP RATING	IP-68
VIBRATION RATING	15.6 G <sub>rms</sub>
OPERATING TEMP	-40 Celsius ~ +80 Celsius

### Features


- Kits with Two Lights and Harness Available
- Next Gen LED is Driven to 90% Efficiency
- PWM Integrated Dimming Circuitry
- Die-Cast 6061 Aluminum Housing
- Weatherproof Deutsch Connector
- Advanced Heat Sink Design
- Polycarbonate Lens
- Patent Pending



### 10° Narrow Beam



### 20° Medium Beam





## KEY FACTS

**Compact 2" Square**  
The Solo packs a 10 Watt LED into a 2" square to produce a large output from a small housing. The Solo is designed for use in almost any application.

**High Output**  
One Solo Pod produces 540 effective lumens of light, or as much as a halogen car headlight, all from a 2" housing.

**Solo Accessories**  
The Solo has attachable handle mounts, helmet mounts, handlebar mounts as well as battery packs. Perfect for on-the-go lighting.

**Multiple Beam Patterns**  
With multiple beam patterns available, the Solo offers spot, flood, driving, euro and elliptical beam patterns.

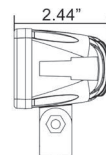
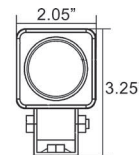
## NEW SOLSTICE SOLO 2" LED POD

**New LED and Optics in Same Great Compact Housing**



XIL-S1110 Shown

**New Solstice Solo Pod Series**  
The Solstice Solo redesigned with new LED technology and optics for a refreshed take on the classic Solo Pod.




ITEM # 10° BEAM	XIL-S1110	XIL-S1110W
PART # (Stock Code)	9888156	9888194
ITEM # 30° BEAM	XIL-S1130	XIL-S1130W
PART # (Stock Code)	988163	9888200
ITEM # 60° BEAM	XIL-S1160	XIL-S1160W
PART # (Stock Code)	9888170	9888217
ITEM # 30°/65° BEAM	XIL-S11e3065	XIL-S11e3065W
PART # (Stock Code)	9888187	9888224
COLOR	Black	White

### Technical Information


WARRANTY	Extended
RAW LUMENS	860 lm
EFFECTIVE LUMENS	602 lm
WATTAGE	10
WEIGHT	0.76 lb/0.34 kg
LED LIFESPAN	50,000 Hours
DIMENSIONS	2.16" x 3.33" x 2.36" 55 mm x 84.5 mm x 60 mm
INPUT VOLTAGE	9-48V DC
AMP DRAW (12V)	0.83A
IP RATING	IP-68
VIBRATION RATING	8.6 G <sub>rms</sub>
OPERATING TEMP	-40 Celsius ~ +80 Celsius

### Features


- Mounting and Application Accessories Available
- Expand to Create Multiple Bar Solutions
- Less than 1 Amp Power Consumption
- Omni-Link Interlocking System
- Adjustable Mounting Bracket
- Die-Cast Aluminum Housing
- Polycarbonate Lens
- Patent # D610,725 S



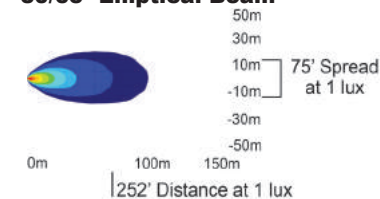
### 10° Narrow Beam



### 30° Wide Beam



### 30/65° Elliptical Beam



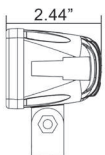
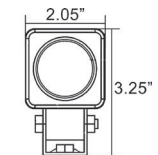
## SOLSTICE SOLO 2" LED POD

**Compact 10-Watt LED for Universal Applications**



XIL-S1100 Shown

**Solstice Solo Pod Series**  
The Solstice Solo is designed as universal lighting with high light output from a compact housing.




ITEM # 10° BEAM	XIL-S1100	XIL-S1100W
PART # (Stock Code)	4007314	4007222
ITEM # 15° BEAM	XIL-S1102	XIL-S1102W
PART # (Stock Code)	4007246	4007208
ITEM # 35° BEAM	XIL-S1101	XIL-S1101W
PART # (Stock Code)	4007239	4007215
ITEM # 15°/45° BEAM	XIL-S1103	XIL-S1103W
PART # (Stock Code)	4007192	4009813
COLOR	Black	White

### Technical Information


WARRANTY	Extended
RAW LUMENS	900 lm
EFFECTIVE LUMENS	540 lm
WATTAGE	10
WEIGHT	0.76 lb/0.34 kg
LED LIFESPAN	50,000 Hours
DIMENSIONS	2.05" x 2.44 x 3.25" 55 mm x 62 mm x 82.5 mm
INPUT VOLTAGE	9-48V DC
AMP DRAW (12V)	0.83A
IP RATING	IP-68
VIBRATION RATING	8.6 G <sub>rms</sub>
OPERATING TEMP	-40 Celsius ~ +80 Celsius

### Features

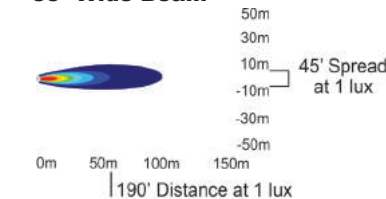
- Mounting and Application Accessories Available
- Expand to Create Multiple Bar Solutions
- Less than 1 Amp Power Consumption
- Omni-Link Interlocking System
- Adjustable Mounting Bracket
- Die-Cast Aluminum Housing
- Polycarbonate Lens
- Patent # D610,725 S




### 10° Narrow Beam



### 35° Wide Beam



### 15/45° Elliptical Beam



## KEY FACTS

### Compact 2" Round

The Solo Prime packs a 10 Watt LED into a 2" round to produce a large output from a small housing. The Solo is designed for use in almost any application.

### High Output

One Solo pod produces 602 effective lumens of light, or as much as a halogen car headlight, yet all from a 2" housing.

### Prime Drive Technology

With Prime Drive, Electronic Thermal Management maintains a safe operating temperature for the light without sacrificing output.

### Dimming Capability

Pulse Width Modulation circuitry flashes the LED faster than the human eye can see to achieve dimming capability.



## SOLSTICE SOLO PRIME 2" LED POD

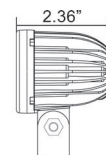
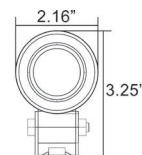
**Compact 10-Watt LED for Universal Applications**



XIL-SP120 Shown

### Solstice Prime Series

The Solstice Solo Prime is designed as universal lighting with high light output from a compact housing.




ITEM # 10° BEAM	XIL-SP110	XIL-SP110W
PART # (Stock Code)	4008830	4008847
ITEM # 20° BEAM	XIL-SP120	XIL-SP120W
PART # (Stock Code)	4009882	4008854
ITEM # 40° BEAM	XIL-SP140	XIL-SP140W
PART # (Stock Code)	4009899	4008861
COLOR	Black	White

### Technical Information


WARRANTY	Extended
RAW LUMENS	860 lm
EFFECTIVE LUMENS	602 lm
WATTAGE	10
WEIGHT	0.70 lb/0.32 kg
LED LIFESPAN	50,000 Hours
DIMENSIONS	2.16" x 2.36" x 3.33" 55 mm x 60 mm x 84.5 mm
INPUT VOLTAGE	9-48V DC
AMP DRAW (12V)	0.83A
IP RATING	IP-68
VIBRATION RATING	8.6 G <sub>rms</sub>
OPERATING TEMP	-40 Celsius ~ +80 Celsius

### Features

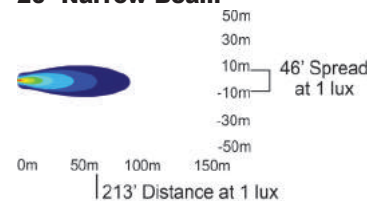
- Integrated Electronic Thermal Management
- Next Gen LED is Driven to 90% Efficiency
- Radial Fins Optimize Heat Dissipation
- Less than 1 Amp Power Consumption
- PWM Integrated Dimming Circuitry
- Die-Cast 6061 Aluminum Housing
- Polycarbonate Lens
- Patent #336509



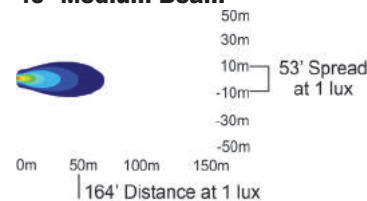
### 10° Narrow Beam



### 20° Narrow Beam



### 40° Medium Beam



## MINI SOLO 1.7" LED POD

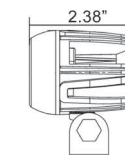
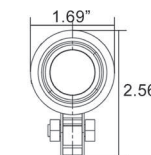
**Compact 5-Watt LED for Universal Applications**



XIL-MX110 Shown

### Mini Solo Pod Series

The Mini Solo is designed as universal lighting for tight installations, where maximum light output is needed.



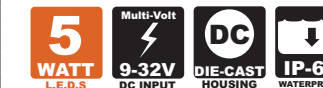
ITEM # 10° BEAM	XIL-MX110
PART # (Stock Code)	9113531
ITEM # 40° BEAM	XIL-MX140
PART # (Stock Code)	9113715
ITEM # 60° BEAM	XIL-MX160
PART # (Stock Code)	9113807
COLOR	Black

### Technical Information


WARRANTY	Extended
RAW LUMENS	493 lm
EFFECTIVE LUMENS	365 lm
WATTAGE	5
WEIGHT	0.40 lb/0.18 kg
LED LIFESPAN	50,000 Hours
DIMENSIONS	1.69" x 2.56" x 2.38" 42.92 mm x 64.77 mm x 59.94 mm
INPUT VOLTAGE	9-32V DC
AMP DRAW (12V)	0.42A
IP RATING	IP-68
VIBRATION RATING	8.6 G <sub>rms</sub>
OPERATING TEMP	-40 Celsius ~ +80 Celsius

### Features


- Highest Light Output Per Cubic Inch on the Market
- Available Omni-Link Connected 3 Pods Together
- Compatible with Select Solo Pod Accessories
- Radial Fins Optimize Head Dissipation
- Weatherproof Duetsch Connector
- Die-Cast Aluminum Housing
- Colored LEDs Available
- Polycarbonate Lens



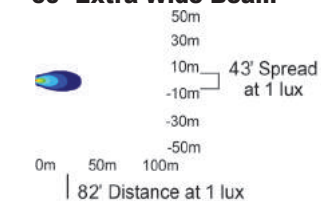
### 10° Narrow Beam



### 40° Wide Beam



### 60° Extra Wide Beam





**LED BAR LIGHTING**  
**POWERFUL OUTPUT - LOW POWER CONSUMPTION**

**Available LED Bars**



**Xmitter Prime Xtreme - Distance Light**

The Xmitter Prime Xtreme is the newest generation of the original Xmitter Bar packed with new technology. It features Prime Drive for electronic thermal management and dimming capability. 5 Watt LEDs increase light output to 493 lumens per LED.



**Evo Prime - Intense Light**

The Evo Prime provides the most bulk lighting for the best light spread. Featuring 10 Watt LEDs, Prime Drive Technology and an IP-68 rating, the Evo Prime is the right LED light for offroading to commercial applications.



**Horizon - Precision Adjustment**

The Horizon Series is unique with a 60 point 360° locking trunnion bracket for precision adjustment on flat vehicles. The Horizon Series features the same specifications as the Low Pro Prime Xtreme in 9, 12 and 18 LED models with the added adjustment of the precision trunnion mount.



**Low Pro Prime Xtreme - Compact Mounting Height and Depth**

The Low Pro Prime Xtreme combines high output with low profile form factor. At 2.06" high, slim clearance allows for compact mounting. Featuring a single row of 5 Watt LEDs, the Low Pro packs a big punch in a slim design. The Low Pro also integrates Prime Drive for enhanced reliability and output.



**Xmitter - The Original LED Bar**

The original LED bar, the Xmitter is rugged and powerful for racers and race enthusiasts alike. Featuring a patented mounting system found throughout the Xmitter Family, a seamless beam pattern and low power consumption, it is easy to see why the Xmitter is chosen by US Homeland Security, Off Road Racers and NASA.

**Available Accessories**




Xmitter Billet Clamp - Page 142



Prime Drive Dimmers - Page 138



Light Bar PCV Covers - Page 137



**LED BARS**

## KEY FACTS

### 5 Watt Xtreme Lighting

The Xmitter Prime uses 5 Watt LED for the combination of the most distance and most intense light output.

### Prime Drive Technology

With Prime Drive, Electronic Thermal Management maintains a safe operating temperature for the light without sacrificing output.

### Dimming Capability

Pulse Width Modulation circuitry flashes the LED faster than the human eye can see to achieve dimming capability.

### Extruded Aluminum

Extruded 6061 Aluminium is used to achieve an ingress Protection rating of IP-68, creating a light bar with unmatched durability.



## XMITTER PRIME XTREME DOUBLE STACK LED LIGHT BAR

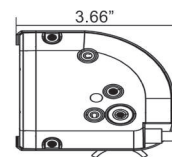
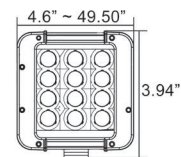
**Xtreme Output for Increased Distance and Spread**

### Xmitter Prime Xtreme Double Stack Series

The Xmitter Prime Double Stack features 4 rows of 5 watt LED to provide powerful output. Making this this most powerful light bar per inch.



12" XIL-PX2.1810 Shown



ITEM # 10° BEAM	XIL-PX2.610	XIL-PX2.1210	XIL-PX2.1810	XIL-PX2.3010	XIL-PX2.3610
PART # (Stock Code)	9116686	9115962	9116143	9116327	9116501
ITEM # 40° BEAM	XIL-PX2.640	XIL-PX2.1240	XIL-PX2.1840	XIL-PX2.3040	XIL-PX2.3640
PART # (Stock Code)	9116778	9116051	9116235	9116419	9116594
L.E.D.S	12	24	36	60	72
LENGTH	4.70"/120 mm	7.90"/201 mm	11.10"/282 mm	17.50"/444 mm	20.60"/525 mm
RAW LUMENS	5,916 lm	11,832 lm	17,748 lm	29,580 lm	35,496 lm
EFFECTIVE LUMENS	4,141 lm	8,282 lm	12,422 lm	21,647 lm	24,847 lm
WATTAGE	60	120	180	300	360
AMP DRAW (12V)	5A	10A	15A	25A	30A
WEIGHT	4.62 lb/2.1 kg	8.15 lb/3.7 kg	9.92 lb/4.5 kg	13.45 lb/6.1 kg	15.21 lb/6.9 kg

### Technical Information

WARRANTY	Extended
LED LIFESPAN	50,000 Hours
HEIGHT	3.94"/123.1 mm
DEPTH	3.66"/83.8 mm
MOUNTING DEPTH	1.50"/38.1 mm
INPUT VOLTAGE	9-32V DC
IP RATING	IP-68
VIBRATION RATING	15.6 G <sub>rms</sub>
OPERATING TEMP	-40 Celsius ~ +80 Celsius


### Features

- Weatherproof Deutsch Connector with Plug and Play Harness
- Integrated Electronic Thermal Management
- Billet Clamp Tube Frame Mounts Available
- Next Gen LED is Driven to 90% Efficiency
- PWM Integrated Dimming Circuitry
- Extruded 6061 Aluminum Housing
- Advanced Heat Sink Design
- Polycarbonate Lens
- Patent # US 7,950,821 B1



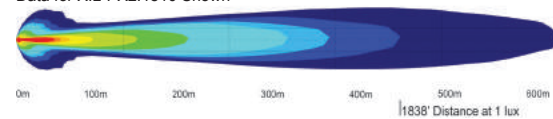
### 40° Wide Beam

Data for XIL-PX2.1840 Shown



### 10° Narrow Beam

Data for XIL-PX2.1810 Shown



## XMITTER PRIME XTREME SINGLE STACK LED LIGHT BAR

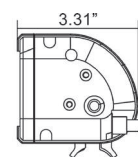
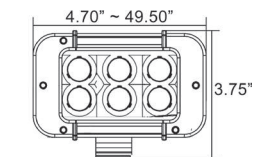
**Xtreme Output for Increased Distance and Spread**

### Xmitter Prime Xtreme Single Stack Series

The Xmitter Prime Double Stack features 2 rows of 5 watt LED to provide the most powerful output in a single stack light bar.



12" XIL-PX1810 Shown



ITEM # 10° BEAM	XIL-PX610	XIL-PX1210	XIL-PX1810	XIL-PX3010	XIL-PX3610	XIL-PX5410	XIL-PX7210	XIL-PX9010
PART # (Stock Code)	9117409	9115603	9115788	9116860	9117041	9117225	9117584	9887036
ITEM #	XIL-PX640	XIL-PX1240	XIL-PX1840	XIL-PX3040	XIL-PX3640	XIL-PX5440	XIL-PX7240	XIL-PX9040
PART # (Stock Code)	9117492	9115696	9115870	911652	9117133	9117317	9117676	9887043
L.E.D.S	6	12	18	30	36	54	72	90
LENGTH	4.70"/120 mm	7.90"/201 mm	11.10"/282 mm	17.50"/444 mm	20.60"/525 mm	30.20"/768 mm	39.80"/1,011 mm	49.37"/1,254 mm
RAW LUMENS	2,958 lm	5,916 lm	8,874 lm	14,790 lm	17,748 lm	26,622 lm	35,496 lm	44,370 lm
EFFECTIVE LUMENS	2,070 lm	4,141 lm	6,211 lm	10,353 lm	12,423 lm	18,635 lm	24,847 lm	31,059 lm
WATTAGE	30	60	90	150	180	270	360	450
AMP DRAW (12V)	2.5A	5A	7.5A	12.5A	15A	22.5A	30A	37.5A
WEIGHT	2.65 lb/1.2 kg	5.29 lb/2.4 kg	6.61 lb/3 kg	9.25 lb/4.5 kg	10.58 lb/4.8 kg	14.55 lb/6.6 kg	18.51 lb/8.4 kg	22.49 lb/10.2 kg

### Technical Information

WARRANTY	Extended
LED LIFESPAN	50,000 Hours
HEIGHT	3.75"/95.25 mm
DEPTH	3.31"/84.07 mm
MOUNTING DEPTH	1.50"/38.1 mm
INPUT VOLTAGE	9-32V DC
IP RATING	IP-68
VIBRATION RATING	15.6 G <sub>rms</sub>
OPERATING TEMP	-40 Celsius ~ +80 Celsius

### Features

- Weatherproof Deutsch Connector with Plug and Play Harness
- Integrated Electronic Thermal Management
- Billet Clamp Tube Frame Mounts Available
- Next Gen LED is Driven to 90% Efficiency
- PWM Integrated Dimming Circuitry
- Extruded 6061 Aluminum Housing
- Advanced Heat Sink Design
- Polycarbonate Lens
- Patent # US 7,950,821 B1




### 40° Wide Beam

Data for XIL-PX1840 Shown



### 10° Narrow Beam

Data for XIL-PX1810 Shown



## KEY FACTS

**10 Watt LED Bulk Lighting**  
 Achieve the most comprehensive light output with the 10 watt next-gen LEDs in the Evo Prime Series.

**Prime Drive Technology**  
 With Prime Drive, Electronic Thermal Management maintains a safe operating temperature for the light without sacrificing output.

**Dimming Capability**  
 Pulse Width Modulation circuitry flashes the LED faster than the human eye can see to achieve dimming capability.

**Extruded Aluminum**  
 Extruded 6061 Aluminium is used to achieve an ingress Protection rating of IP-68, creating a light bar with unmatched durability and protection.



## EVO PRIME DOUBLE STACK LED LIGHT BAR

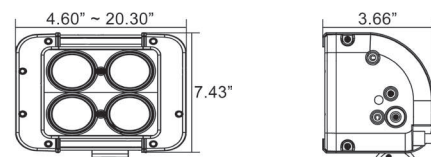
**Most Comprehensive Light Output**



11" XIL-EP2.620 Shown

### Evo Prime Double Stack Series

The Evo Prime Series Double Stack provides evenly spread, powerful light from double row of 10 Watt LEDs for the most comprehensive light output in a variety of applications.



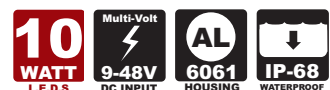
ITEM # 20° BEAM	XIL-EP2.220	XIL-EP2.420	XIL-EP2.620	XIL-EP2.1020	XIL-EP2.1220
PART # (Stock Code)	4001978	4001985	4001992	4002012	4002029
ITEM # 40° BEAM	XIL-EP2.240	XIL-EP2.440	XIL-EP2.640	XIL-EP2.1040	XIL-EP2.1240
PART # (Stock Code)	4002074	4001435	4001442	4001466	4001473
L.E.D.S	4	8	12	20	24
LENGTH	4.60"/116 mm	7.80"/195.6 mm	10.90"/275.2 mm	17.20"/434.4 mm	20.30"/514 mm
RAW LUMENS	3,440 lm	6,880 lm	10,320 lm	17,200 lm	20,640 lm
EFFECTIVE LUMENS	2,408 lm	4,816 lm	7,224 lm	11,407 lm	14,448 lm
WATTAGE	40	80	120	200	240
AMP DRAW (12V)	3.34A	6.67A	10.00A	16.67A	20.00A
WEIGHT	5.95 lb/2.7 kg	7.50 lb/3.4 kg	9.04 lb/4.1 kg	12.13 lb/5.5 kg	13.67 lb/6.2 kg

### Technical Information

WARRANTY	Extended
LED LIFESPAN	50,000 Hours
HEIGHT	3.95"/100.2 mm
DEPTH	3.66"/93 mm
MOUNTING DEPTH	1.75"/44.45 mm
INPUT VOLTAGE	9-48V DC
IP RATING	IP-68
VIBRATION RATING	15.6 G <sub>rms</sub>
OPERATING TEMP	-40 Celsius ~ +80 Celsius

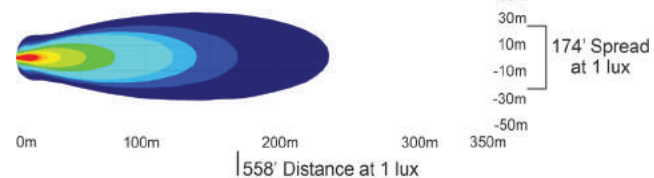
### Features

- Weatherproof Deutsch Connector with Plug and Play Harness
- Integrated Electronic Thermal Management
- Billet Clamp Tube Frame Mounts Available
- Next Gen LED is Driven to 90% Efficiency
- PWM Integrated Dimming Circuitry
- Extruded 6061 Aluminum Housing
- Advanced Heat Sink Design
- Polycarbonate Lens
- Patent # US 7,950,821 B1



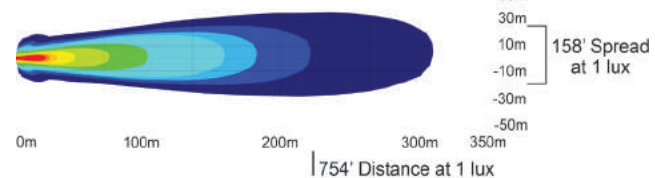
### 40° Wide Beam

Data for XIL-EP2.640 Shown



### 20° Narrow Beam

Data for XIL-EP2.620 Shown

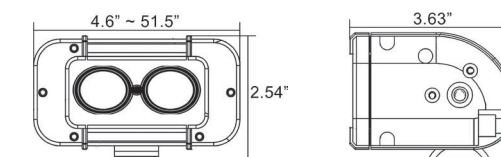


## EVO PRIME LED LIGHT BAR

**Most Comprehensive Light Output**



11" XIL-EP620 Shown



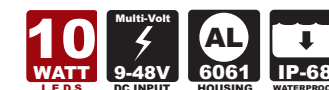
ITEM # 20° BEAM	XIL-EP220	XIL-EP420	XIL-EP620	XIL-EP1020	XIL-EP1220	XIL-EP1820	XIL-EP2420	XIL-EP3220
PART # (Stock Code)	4001848	4001855	4001862	4001886	4001893	4001923	4001954	9887050
ITEM # 40° BEAM	XIL-EP240	XIL-EP440	XIL-EP640	XIL-EP1040	XIL-EP1240	XIL-EP1840	XIL-EP2440	XIL-EP3240
PART # (Stock Code)	4001671	4001688	4001695	4001718	4001725	4001756	4002050	9887067
L.E.D.S	2	4	6	10	12	18	24	32
LENGTH	4.60"/117.4 mm	7.80"/197 mm	10.90"/276.6 mm	17.20"/435.8 mm	20.30"/515.4 mm	29.70"/754.2 mm	39.10"/993 mm	51.63"/1311.4 mm
RAW LUMENS	1,720 lm	3,440 lm	5,160 lm	8,600 lm	10,320 lm	15,480 lm	20,640 lm	27,520 lm
EFFECTIVE LUMENS	1,204 lm	2,408 lm	3,612 lm	6,020 lm	7,224 lm	10,836 lm	14,448 lm	19,264 lm
WATTAGE	20	40	60	100	120	180	240	320
AMP DRAW (12V)	1.67A	3.34A	5.00A	8.33A	10.00A	15.00A	20.00A	26.67A
WEIGHT	2.43 lb/1.1 kg	3.53 lb/1.6 kg	4.63 lb/2.1 kg	6.83 lb/3.1 kg	7.94 lb/3.6 kg	11.24 lb/5.1 kg	14.55 lb/6.6 kg	18.96 lb/8.6 kg

### Technical Information

WARRANTY	Extended
LED LIFESPAN	50,000 Hours
HEIGHT	2.54"/64.4 mm
DEPTH	3.63"/92.1 mm
MOUNTING DEPTH	1.50"/38.1 mm
INPUT VOLTAGE	9-48V DC
IP RATING	IP-68
VIBRATION RATING	15.6 G <sub>rms</sub>
OPERATING TEMP	-40 Celsius ~ +80 Celsius


### Features

- Weatherproof Deutsch Connector with Plug and Play Harness
- Integrated Electronic Thermal Management
- Billet Clamp Tube Frame Mounts Available
- Next Gen LED is Driven to 90% Efficiency
- PWM Integrated Dimming Circuitry
- Extruded 6061 Aluminum Housing
- Advanced Heat Sink Design
- Polycarbonate Lens
- Patent # US 7,950,821 B1



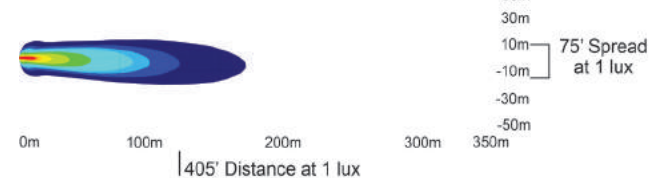
### 40° Wide Beam

Data for XIL-EP640 Shown



### 20° Narrow Beam

Data for XIL-EP2620 Shown





## KEY FACTS

**5 Watt Xtreme Lighting**  
 The Horizon uses 5 Watt LED for the combination of the most distance and most intense light output.

**Prime Drive Technology**  
 With Prime Drive, Electronic Thermal Management maintains a safe operating temperature for the light without sacrificing output.

**Precision Trunnion Mount**  
 60 point locking trunnion mount allows for precision adjustment for flat mounting, allowing optimal control for transport applications.

**Extruded Aluminum**  
 Extruded 6061 Aluminium is used to achieve an ingress Protection rating of IP-68, creating a light bar with unmatched durability.

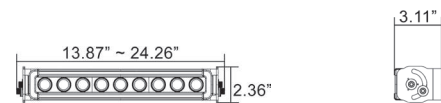


## HORIZON ADJUSTABLE TRUNNION LIGHT

**Precision Adjustment Trunnion For Flat Vehicle Mount**



CTL-HPX910 Shown



**Horizon Prime Xtreme Series**  
 The Horizon Series offers 9, 12 and 18 LED Bar Lighting with 60 point locking trunnion mount for precision aiming.

ITEM # 10° BEAM	CTL-HPX910	CTL-HPX1210	CTL-HPX1810
PART # (Stock Code)	9111469	9111551	9111643
ITEM # 40° BEAM	CTL-HPX940	CTL-HPX1240	CTL-HPX1840
PART # (Stock Code)	9119830	9119656	9119748
L.E.D.S	9	12	18
RAW LUMENS	4,437 lm	5,916 lm	8,874 lm
EFFECTIVE LUMENS	2,840 lm	4,085 lm	5,299 lm
WATTAGE	45	60	90
AMP DRAW (12V)	3.75A	5A	7.5A
WEIGHT	4.19 lb/1.9 kg	5.95 lb/2.7 kg	6.17 lb/2.8 kg

### Technical Information

WARRANTY	Extended
LED LIFESPAN	50,000 Hours
HEIGHT	2.36"/60 mm
DEPTH	3.11"/79mm
MOUNTING DEPTH	3.11"/79mm
INPUT VOLTAGE	9-32V DC
IP RATING	IP-68
VIBRATION RATING	15.6 G <sub>rms</sub>
OPERATING TEMP	-40 Celsius ~ +80 Celsius

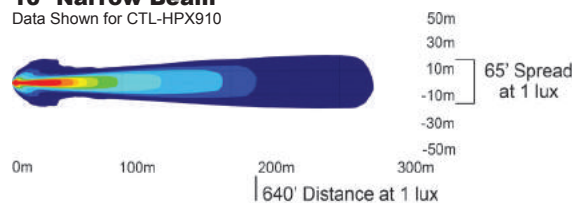
### Features

- Weatherproof Deutsch Connector with Plug-and-Play Harness
- Xtreme Five Watt LED is Driven to 90% Efficiency
- Advanced Optics Enhance Distance and Depth
- Integrated Electronic Thermal Management
- CTL-HPX910 Model is E-Mark Approved
- Extruded 6061 Aluminum Housing
- Integrated Deutsch Connector
- Polycarbonate Lens
- Patent Pending




### 10° Narrow Beam

Data Shown for CTL-HPX910



### 40° Wide Beam

Data Shown for CTL-HPX940 Shown



## XMITTER LOW PROFILE PRIME XTREME LED LIGHT BAR

**Xtreme Output in a Compact Light Bar for Universal Fit**

## KEY FACTS

**5 Watt Xtreme Lighting**  
 The Low Pro Xtreme uses 5 Watt LED for the combination of the most distance and most intense light output.

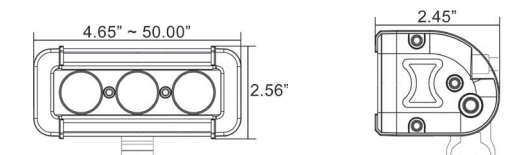
**Prime Drive Technology**  
 With Prime Drive, Electronic Thermal Management maintains a safe operating temperature for the light without sacrificing output.

**Dimming Capability**  
 Pulse Width Modulation circuitry flashes the LED faster than the human eye can see to achieve dimming capability.

**Extruded Aluminum**  
 Extruded 6061 Aluminium is used to achieve an ingress Protection rating of IP-68, creating a light bar with unmatched durability and protection.



12" XIL-LPX910 Shown



ITEM # 10° BEAM	XIL-LPX310	XIL-LPX610	XIL-LPX910	XIL-LPX1510	XIL-LPX2410	XIL-LPX2710	XIL-LPX3310	XIL-LPX3910
PART # (Stock Code)	4000759	9118758	4000773	9114613	9121901	9114972	9115153	9128115
ITEM # 40° BEAM	XIL-LPX340	XIL-LPX640	XIL-LPX940	XIL-LPX1540	XIL-LPX2440	XIL-LPX2740	XIL-LPX3340	XIL-LPX3940
PART # (Stock Code)	4000766	9120737	4000780	9114705	9132884	9115061	9115245	9132976
L.E.D.S	3	6	9	15	24	27	33	39
LENGTH	4.65"/118 mm	8.43"/214 mm	12.21"/310 mm	19.77"/502 mm	31.11"/790 mm	34.89"/886 mm	42.44"/1,078 mm	50.00"/1,270 mm
RAW LUMENS	1,479 lm	2,958 lm	4,437 lm	7,395 lm	11,832 lm	13,311 lm	16,269 lm	19,227 lm
EFFECTIVE LUMENS	1,035 lm	2,070 lm	3,105 lm	5,176 lm	8,282 lm	9,317 lm	11,388 lm	13,459 lm
WATTAGE	15	30	45	75	120	135	165	195
AMP DRAW (12V)	1.25A	2.5A	3.75A	6.25A	10A	11.25A	13.75A	16.25A
WEIGHT	1.21 lb/0.55 kg	2.00 lb/0.91 kg	2.84 lb/1.29 kg	4.45 lb/2.02 kg	6.05 lb/2.74 kg	7.67 lb/3.48 kg	9.26 lb/4.2 kg	10.9 lb/4.94 kg

### Technical Information

WARRANTY	Extended
LED LIFESPAN	50,000 Hours
HEIGHT	2.06"/52.40 mm
DEPTH	2.45"/62.30 mm
MOUNTING DEPTH	1.00"/25.4 mm
INPUT VOLTAGE	9-32V DC
IP RATING	IP-68
VIBRATION RATING	15.6 G <sub>rms</sub>
OPERATING TEMP	-40 Celsius ~ +80 Celsius

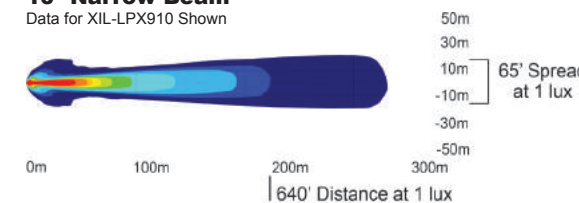
### Features

- Weatherproof Deutsch Connector with Plug and Play Harness
- Integrated Electronic Thermal Management
- Billet Clamp Tube Frame Mounts Available
- Next Gen LED is Driven to 90% Efficiency
- XIL-LPX910 Model is E-Mark Approved
- PWM Integrated Dimming Circuitry
- Extruded 6061 Aluminum Housing
- Advanced Heat Sink Design
- Polycarbonate Lens
- Patent # US 7,950,821 B1



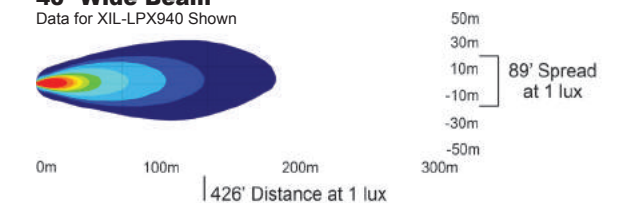
### 10° Narrow Beam

Data for XIL-LPX910 Shown



### 40° Wide Beam

Data for XIL-LPX940 Shown



In 2007, NASA announced its Back to the Moon Mission and was accepting bids to develop the lighting for 2 of its lunar rovers currently in development. Vision X knew they had to go big to win against the 26 other companies bidding on this contract and started working on Project X. Project X was being built with an old technology that had made recent advancements. LEDs (light emitting diodes) had been around for years, used in almost every home electronic since the 1970's. New 1 watt and 3 watt diodes were emerging into the market but these were unlike the conventional LEDs in our DVD players at home. They brought massive light output never seen before from an LED and also their arch nemesis... HEAT.

Harnessing this massive output had to be done while at the same time making sure the LEDs ran cool enough to actually live up to their stated 50,000 hour life span. Vision X came up with a visionary design to extrude the actual body of the light as an aluminum heat sink to draw the heat directly out of the LED into the housing comprised of fins. This also gave them the ability to make various lengths of bars from a single tool. After submitting the first 2 samples to NASA in late 2007, Vision X received a call two days after their engineers received the lights stating "They about fell out of their seats backwards." This launched the world wide LED aftermarket lighting revolution. Vision X won the NASA contract over 26 other companies and started the rigorous testing process in one of two TORR chambers in North America. After 3 TORR chamber sessions Project X became "Space Ready" and was branded the Xmitter Light Bar.



## KEY FACTS

### 3 Watt LED

The Xmitter utilizes 3 Watt LED driven at 80% efficiency for high output. 3 Watt LEDs produce 180 raw lumens per LED.

### Tight LED Configuration

A tight LED footprint allows more optical control to achieve more precise beam patterns and further distances.

### Trusted Everywhere

NASA, US Border Patrol and United Launch Alliance have in common that they trust the Vision X Xmitter Bar.

### Color LED and Infrared LED

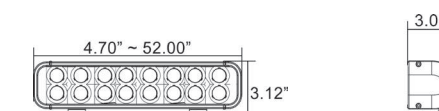
The Xmitter can be configured with amber, red, blue, green and infrared LEDs upon special order.

## XMITTER SINGLE STACK LED LIGHT BAR

Original Light Bar With Seamless Beam



12" XIL-200 Shown



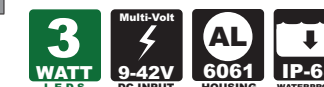
ITEM # EURO	XIL-40	XIL-80	XIL-120	XIL-200	XIL-320	XIL-400	XIL-600	XIL-800	XIL-1000
PART # (Stock Code)	4006270	4006287	4006294	4006300	4006317	4006324	4006331	4006348	4006355
ITEM # FLOOD	XIL-41	XIL-81	XIL-121	XIL-201	XIL-321	XIL-401	XIL-601	XIL-801	XIL-1001
PART # (Stock Code)	4007529	4007581	4007369	4007468	4007482	4007505	4007543	4007567	4007345
L.E.D.S	4	8	12	20	32	40	60	80	100
LENGTH	4.00"/101.6 mm	5.80"/147.6 mm	7.80"/198.4 mm	11.80"/300 mm	17.60"/446 mm	21.70"/550 mm	31.80"/808 mm	41.80"/1062 mm	51.8"/1,316 mm
RAW LUMENS	720 lm	1,440 lm	2,160 lm	3,600 lm	5,760 lm	7,200 lm	10,800 lm	14,400 lm	18,000 lm
EFFECTIVE LUMENS	396 lm	792 lm	1,188 lm	1,980 lm	3,168 lm	3,960 lm	5,940 lm	7,920 lm	9,900 lm
WATTAGE	12	24	36	60	96	120	180	240	300
AMP DRAW (12V)	1A	2A	3A	5A	8A	10A	15A	20A	25A
WEIGHT	1.80 lb/0.82 kg	2.50 lb/0.95 kg	3.30 lb/1.2 kg	5.00 lb/1.65 kg	6.70 lb/2.5 kg	9.00 lb/3 kg	13.10 lb/4.35 kg	17.30 lb/5.65 kg	19.00 lb/8.62 kg

### Technical Information

WARRANTY	Extended
LED LIFESPAN	50,000 Hours
HEIGHT	2.76"/69 mm
DEPTH	3.00"/76.25 mm
MOUNTING DEPTH	1.20"/31.48 mm
INPUT VOLTAGE	9-42V DC
IP RATING	IP-68
VIBRATION RATING	15.6 G <sub>rms</sub>
OPERATING TEMP	-40 Celsius ~ +80 Celsius

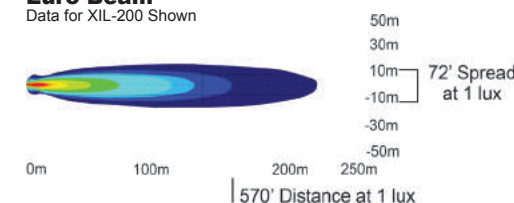
### Features

- Weatherproof Integrated Deutsch Connector with Plug and Play Harness
- Used by United States Homeland Security & NASA
- Infrared, Amber, Red, Blue and Green Available
- Billet Clamp Tube Frame Mounts Available
- Extruded 6061 Aluminum Housing
- Advanced Heat Sink Design
- Polycarbonate Lens
- Patent # US 7,950,821 B1



### Euro Beam

Data for XIL-200 Shown



### Flood Beam

Data for XIL-201 Shown





## XMITTER PRIME AMBER LED LIGHT BAR

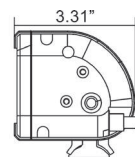
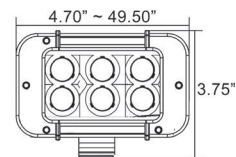
Amber LED For Improved Fog & Snow Visibility



12" XIL-P1810A Shown

### Amber Xmitter Prime Series

The Xmitter Prime amber series is optimized for use in heavy dust and fog applications.



ITEM #	XIL-P610A	XIL-P1810A	XIL-P3610A	XIL-P5410A
PART # (Stock Code)	4006973	4006980	4007000	4006997
L.E.D.S	6	18	36	54
LENGTH	4.70"/120 mm	11.10"/282 mm	20.60"/525 mm	30.20"/768 mm
RAW LUMENS	1,368 lm	4,104 lm	8,208 lm	12,312 lm
EFFECTIVE LUMENS	958 lm	2,873 lm	5,746 lm	8,618 lm
WATTAGE	18	54	108	162
AMP DRAW (12V)	1.5A	4.5A	9A	13.5A
WEIGHT	2.65 lb/1.2 kg	6.61 lb/3 kg	10.58 lb/4.8 kg	14.55 lb/6.6 kg

### Technical Information

WARRANTY	Extended
LED LIFESPAN	50,000 Hours
HEIGHT	3.75"/95.25 mm
DEPTH	3.31"/84.07 mm
MOUNTING DEPTH	1.50"/38.1 mm
INPUT VOLTAGE	9-32V DC
IP RATING	IP-68
VIBRATION RATING	15.6 G <sub>rms</sub>
OPERATING TEMP	-40 Celsius ~ +80 Celsius

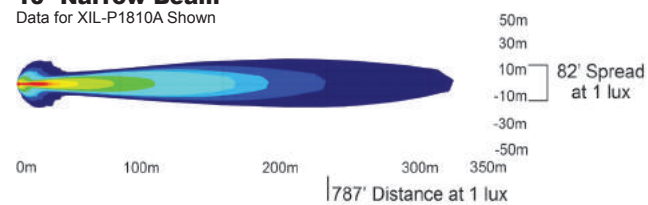
### Features

- Integrated Electronic Thermal Management (ETM)
- Enhanced Optics Optimize Distance and Depth
- PWM Integrated Dimming Circuitry



### 10° Narrow Beam

Data for XIL-P1810A Shown

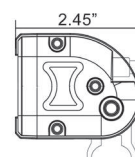
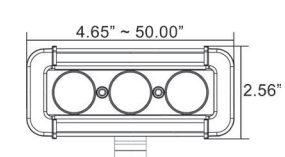


## XMITTER LOW PRO AMBER LED BAR

Amber LED For Improved Fog & Snow Visibility



12" XIL-LP910A Shown



ITEM #	XIL-LP910A
PART # (Stock Code)	9118840
L.E.D.S	9
LENGTH	12.21"/310 mm
RAW LUMENS	2,052 lm
EFFECTIVE LUMENS	1,436 lm
WATTAGE	27
AMP DRAW (12V)	2.25A
WEIGHT	2.84 lb/1.29 kg

### Technical Information

WARRANTY	Extended
LED LIFESPAN	50,000 Hours
HEIGHT	2.06"/52.40 mm
DEPTH	2.45"/62.30 mm
MOUNTING DEPTH	1.00"/25.4 mm
INPUT VOLTAGE	9-32V DC
IP RATING	IP-68
VIBRATION RATING	15.6 G <sub>rms</sub>
OPERATING TEMP	-40 Celsius ~ +80 Celsius

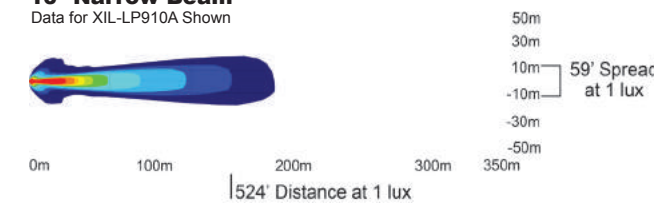
### Features

- Integrated Electronic Thermal Management (ETM)
- Enhanced Optics Optimize Distance and Depth
- PWM Integrated Dimming Circuitry



### 10° Narrow Beam

Data for XIL-LP910A Shown



## KEY FACTS

### 3 Watt Amber Lighting

Using the highest powered colored LEDs available, these lights give you the ultimate in hazardous condition driving.

### Prime Drive Technology

With Prime Drive, Electronic Thermal Management maintains a safe operating temperature for the light without sacrificing output.

### Dimming Capability

Pulse Width Modulation circuitry flashes the LED faster than the human eye can see to achieve dimming capability.

### Extruded Aluminum

Extruded 6061 Aluminium is used to achieve an ingress Protection rating of IP-68, creating a light bar with unmatched durability and protection.

### Amber Low Pro Xmitter Series

The Low Pro Xmitter Prime amber series is optimized for use in heavy dust and fog applications.



**LED VEHICLE SPECIFIC  
INCREASE OUTPUT - EASY INSTALLATION**



**Ford Raptor**  
Bumper Mounts, Fog Light Kits



**Ford Superduty**  
Fog Light Kits



**GMC Sierra**  
Fog Light Kits



**Dodge Ram**  
Fog Light Kits



**Toyota Tundra**  
Fog Light Kits



**Chevrolet Silverado**  
Fog Light Kits



**Jeep JK**  
Windshield Mount, Fog Light Kits

**VEHICLE SPECIFIC**



## 07-13 JEEP JK LIGHT BAR WINDSHIELD MOUNT

Windshield Mount for LED Light Bars



XIL-OEW0713JKV2 Shown

### Jeep JK Windshield Mount

Mount supports up to a 52" Vision X light bar for easy addition of a LED Light bar to your Jeep JK with no drilling.

ITEM #	XIL-OEW0713JKV2
PART # (Stock Code)	9888422
APPLICATION	07-13 Jeep JK
INCLUDES	Brackets

### Technical Information

WARRANTY	Standard
WEIGHT	8.0 lb/3.63 kg

### Features

- All New Updated Design Without Cross Bar
- New Mounting Hardware is Included
- Can Support LED Bars and Lights
- Supports Up To 52" Light Bar
- Easy No Drill Installation

## 07-13 JEEP JK FOG LIGHT KIT

Factory Fog Light Upgrade Kit



XIL-OE1012JKV2OPR Shown

### Jeep JK Factory Bumper Kit

Upgrade for factory bumper fog lights for brighter, more intense LED lighting.



ITEM #	XIL-OE0711JK	XIL-OE0709JKV2	XIL-OE1012JKV2	XIL-OE0709JKV2OPR	XIL-OE1012JKV2OPR	XIL-OE0711JKS1100
PART # (Stock Code)	4002395	9145662	9154664	9145754	9154756	9120911
APPLICATION	07-13 Jeep JK	07-09 Jeep JK	10-13 Jeep JK	07-09 Jeep JK	10-13 Jeep JK	07-13 Jeep JK
INCLUDES	Brackets (Solos)	Brackets (Optimus Round), Plug & Play Connectors	Brackets (Optimus Round), Plug & Play Connectors	Brackets, Lights, Plug & Play Connectors	Brackets, Lights, Plug & Play Connectors	Brackets, Lights, T-Tap Connectors
LIGHTS INCLUDED	-	-	-	XIL-OPR110 x 2	XIL-OPR110 x 2	XIL-S1100 x 2
WATTAGE	-	-	-	20	20	20
RAW LUMENS	-	-	-	1,720 lm	1,720 lm	1,800 lm
AMP DRAW (12V)	-	-	-	1.67A	1.67A	1.67A

### Technical Information

WARRANTY	Lights: Extended Hardware: Standard
WEIGHT	3.0 lb/1.36 kg

### Features

- Double the Light Output of Factory Lights
- Easy No Drill Plug and Play Installation
- Bolts Directly to Factory Mounting
- Weatherproof Deutsch Connector
- Polycarbonate Lens On Lights

## 07-13 JEEP JK A PILLAR MOUNT

A Pillar Light Mount



XIL-OEA0713JKOP Shown

### Jeep JK A Pillar Kit

Add lights to your Jeep without drilling. Kits available including Optimus light or 25 Watt Cannon Lights.

ITEM #	XIL-OEA0713JK	XIL-OEA0713JKOP	XIL-OEA0713JKCPZ1
PART # (Stock Code)	9888392	9888408	9888415
APPLICATION	07 - 13 Jeep JK	07 - 13 Jeep JK	07 - 13 Jeep JK
INCLUDES	Brackets	Brackets, Lights, Harness	Brackets, Lights, Harness
LIGHTS INCLUDED	-	XIL-OP110 x 2	CTL-CPZ110 x 2
WATTAGE	-	20	50
RAW LUMENS	-	1,720 lm	5,000
AMP DRAW (12V)	-	1.67A	4.17A

### Technical Information

WARRANTY	Lights: Extended Hardware: Standard
WEIGHT	0.5 lb/0.22 kg

### Features

- Easy No Drill Plug and Play Installation
- Includes New Mounting Hardware
- Bolts Directly to Factory Mounting

## 99-12 FORD SUPERDUTY FOG LIGHT KIT

Factory Fog Light Upgrade Kit



XIL-OE9904FSDUM Shown

### Ford Superduty Factory Fog Light Kit

OE integration for fog lighting with easy installation with included plug and play connectors.



ITEM #	XIL-OE9904FSD	XIL-OE9904FSDUM	XIL-OE9904FSDUMX
PART # (Stock Code)	9161143	9161235	9133331
APPLICATION	Ford Superduty	Ford Superduty	Ford Superduty
INCLUDES	Bracket, Plug & Play Connectors	Brackets, Lights, Plug & Play Connectors	Brackets, Lights,, Plug & Play Connectors
LIGHTS INCLUDED	-	XIL-UM4010 x 2	XIL-UMX4010 x 2
WATTAGE	-	42	70
RAW LUMENS	-	3,192 lm	6,902 lm
AMP DRAW (12V)	-	3.5A	5.83A

### Technical Information

WARRANTY	Lights: Extended Hardware: Standard
WEIGHT	3.9 lb/1.77 kg

### Features

- Triple the Light Output of Factory Lights
- Easy No Drill Plug and Play Installation
- Bolts Directly to Factory Mounting

## RAPTOR BUMPER MOUNT

### Factory Fog Light Upgrade Kit



XIL-OEB10FRPX3610 Shown

#### Ford Raptor Factory Fog Light Kit

Bumper integration mount for 20.5" light bar on 2010-2013 Ford Raptor with included factory integration harness.



ITEM #	XIL-OEB10FR	XIL-OEB10FRPX3610
PART # (Stock Code)	9887340	9887357
APPLICATION	10-13 Ford Raptor	10-13 Ford Raptor
INCLUDES	Bracket, Factory Integration Harness	Brackets, Lights, Factory Integration Harness
LIGHTS INCLUDED	-	XIL-PX3610
WATTAGE	-	180
RAW LUMENS	-	17,748 lm
AMP DRAW (12V)	-	15A

#### Technical Information

WARRANTY	Lights: Extended Hardware: Standard
WEIGHT	14.08 lbs/6.39 kg

#### Features

- Add 20.5" Light To Front Of Raptor
- Maintain Factory Appearance
- Easy Installation

## 10-13 FORD RAPTOR FOG LIGHT KIT

### Factory Fog Light Upgrade Kit



XIL-OE10FROP Shown

#### Ford Raptor Factory Fog Light Kit

OE integration for fog lighting with easy installation with included factory integration harness.



ITEM #	XIL-OE10FR	XIL-OE10FROP
PART # (Stock Code)	9160870	9133515
APPLICATION	10-13 Ford Raptor	10-13 Ford Raptor
INCLUDES	Bracket, Factory Integration Harness	Brackets, Lights, Factory Integration Harness
LIGHTS INCLUDED	-	XIL-OP110 x 4
WATTAGE	-	40
RAW LUMENS	-	3,440 lm
AMP DRAW (12V)	-	3.3A

#### Technical Information

WARRANTY	Lights: Extended Hardware: Standard
WEIGHT	6.71 lbs/3.04 kg

#### Features

- Triple the Light Output of Factory Lights
- Bolts Directly to Factory Mounting
- Maintain Factory Appearance
- Easy Installation



## 07-13 GMC SIERRA FOG LIGHT KIT

**Factory Fog Light Upgrade Kit**



XIL-OE0711GSUM Shown

**GMC Sierra Factory Fog Light Kit**  
 OE integration for fog lighting with easy installation.



ITEM #	XIL-OE0711GS	XIL-OE0711GSUM	XIL-OE0711GSUMX
PART # (Stock Code)	4002388	4008471	9133157
APPLICATION	07-13 GMC Sierra	07-13 GMC Sierra	07-13 GMC Sierra
INCLUDES	Brackets	Brackets, Lights, Factory Integration Harness	Brackets, Lights, Factory Integration Harness
LIGHTS INCLUDED	-	XIL-UM4010 x 2	XIL-UMX4010 x 2
WATTAGE	-	42	70
RAW LUMENS	-	3,192 lm	6,902 lm
AMP DRAW (12V)	-	3.5A	5.83A

### Technical Information

WARRANTY	Lights: Extended Hardware: Standard
WEIGHT	5.4 lb/2.45 kg

### Features

- Triple the Light Output of Factory Lights
- Easy No Drill Plug and Play Installation
- Bolts Directly to Factory Mounting
- Weatherproof Deutsch Connector
- Polycarbonate Lens On Lights

## 07-13 TOYOTA TUNDRA FOG LIGHT KIT

**Factory Fog Light Upgrade Kit**



XIL-OE0711TTUM Shown

**Toyota Tundra Factory Fog Light Kit**  
 OE integration for fog lighting with easy installation and plug and play connectors.

ITEM #	XIL-OE0711TT	XIL-OE0711TTUM	XIL-OE0711TTUMX
PART # (Stock Code)	4002296	9121000	9133249
APPLICATION	07-13 Toyota Tundra	07-13 Toyota Tundra	07-13 Toyota Tundra
INCLUDES	Brackets	Brackets, Lights, Plug & Play Connectors	Brackets, Lights, Plug & Play Connectors
LIGHTS INCLUDED	-	XIL-UM4010 x 2	XIL-UMX4010 x 2
WATTAGE	-	42	70
RAW LUMENS	-	3,192 lm	6,902 lm
AMP DRAW (12V)	-	3.5A	5.83A

### Technical Information

WARRANTY	Lights: Extended Hardware: Standard
WEIGHT	5.35 lbs/2.43kg

### Features

- Triple the Light Output of Factory Lights
- Bolts Directly to Factory Mounting
- Maintain Factory Appearance
- Easy Installation

## 07-13 CHEVROLET SILVERADO FOG LIGHT KIT

**Factory Fog Light Upgrade Kit**



XIL-OE0711CSS1100 Shown

**Chevrolet Silverado Fog Light Kit**  
 OE integration for fog lighting with easy installation.

ITEM #	XIL-OE0711CS	XIL-OE0711CSS1100
PART # (Stock Code)	4002340	9120829
APPLICATION	07-13 Chevrolet Silverado	07-13 Chevrolet Silverado
INCLUDES	Brackets, T-Tap Connectors	Brackets, Lights, T-Tap Connectors
LIGHTS INCLUDED	-	XIL-S1100 x 4
WATTAGE	-	40
RAW LUMENS	-	3,200 lm
AMP DRAW (12V)	-	3.34A

### Technical Information

WARRANTY	Lights: Extended Hardware: Standard
WEIGHT	3.0 lb/1.36 kg

### Features

- Triple the Light Output of Factory Lights
- Easy No Drill Plug and Play Installation
- Bolts Directly to Factory Mounting
- Weatherproof Deutsch Connector
- Polycarbonate Lens On Lights

## 02-08 DODGE RAM FOG LIGHT KIT

**Factory Fog Light Upgrade Kit**



XIL-OE0210FDRUMX Shown

**Dodge Ram Factory Fog Light Kit**  
 OE integration for fog lighting with easy installation and plug and play connectors.



ITEM #	XIL-OE0210DR	XIL-OE0210DRUM	XIL-OE0210DRUMX
PART # (Stock Code)	4002333	4008564	9133065
APPLICATION	02-08 Dodge Ram	02-08 Dodge Ram	02-08 Dodge Ram
INCLUDES	Brackets, Plug & Play Connectors	Brackets, Lights, Plug & Play Connectors	Brackets, Lights, Plug & Play Connectors
LIGHTS INCLUDED	-	XIL-UM4010 x 2	XIL-UMX4010 x 2
WATTAGE	-	42	70
RAW LUMENS	-	3,192 lm	6,902 lm
AMP DRAW (12V)	-	3.5A	5.83A

### Technical Information

WARRANTY	Lights: Extended Hardware: Standard
WEIGHT	5.7 lbs/3.04 kg

### Features

- Triple the Light Output of Factory Lights
- Bolts Directly to Factory Mounting
- Maintain Factory Appearance
- Easy Installation



# HEAVY DUTY LIGHTS



## HEAVY DUTY LED LIGHTS RUGGED LIGHTS - POWERFUL OUTPUT

### PitMaster - Page 64 - 67

The PitMaster replaces HPS and Metal Halide with a more powerful light with a lower power consumption and low startup current draw to reduce wear on associated components. Even more, 6000k light temperature helps to make conditions safer for operators to reduce fatigue and accidents on the job. The PitMaster is designed to eliminate machine down-time due to unscheduled lighting maintenance with a 50,000 hour lifespan that exceeds half engine life. Also available are various mounts, power supplies and junction boxes to meet the needs of any project.



### Ripper - Page 68 & 69

The Ripper gets its name from its first application, the Ripper Mount on a dozer. Engineered with a suspension mount featuring isolated rubber shock absorbers paired with a trunnion mount, the Ripper is vibration rated up to 60G<sub>rms</sub> for the high vibration environments. Ripper lights feature Vision X's Prime Drive with electronic thermal management, an industrial-grade die-cast aluminum housing and Xtreme 5 Watt LEDs to offer the ultimate OE HID and Halogen replacement.



### Solstice Prime - Page 70 & 71

The Solstice Prime acts as a direct HID replacement for vehicle lighting. Featuring a trunnion mount, the Solstice Prime series is optimized for controlling vibration. The use of 10 watt LEDs allows for bulk light spread. Solstice Prime lights come with Prime Drive technology, which utilizes Pulse Width Modulation to incorporate electronic thermal management and dimming capabilities. The Solstice Prime is available in both a 5 and 7 LED configuration.



### Shockwave - Page 72 & 73

The Shockwave industrial LED replacement fixture for fluorescent lighting is the first of its kind. Using SMD LED technology, an even, ultra wide beam is produced. The Shockwave is available in both dual and single panel as well as 1', 2', 3', 4' lengths. The Shockwave lifespan is 50,000 hours to reduce unscheduled maintenance due to burnt out bulbs. Also available are various mounts, power supplies and junction boxes to meet the needs of any project.

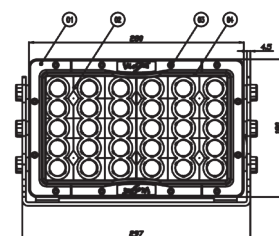






# PITMASTER

## LED METAL HALIDE REPLACEMENT

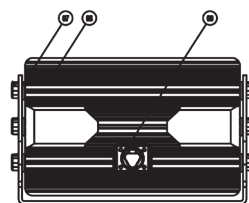


### High Pressure Sodium (HPS) and Metal Halide Replacements

The PitMaster Heavy-Duty LED Light is designed as a direct replacement for HPS and Metal Halide lighting. Engineered and manufactured as a commercial grade product, the PitMaster is used worldwide in mine sites, parking lots, warehouses, sports fields and everywhere in between as a lighting module that produces more light and consumes less energy than metal halide or HPS lighting.

### Prime Drive Technology

Prime Drive on the PitMaster Series integrates key features such as electronic thermal management (ETM), Pulse Width Modulation circuitry (PWM) dimming capabilities. ETM actively monitors heat to control internal temperature and extend the LED lifespan.



### Redundant Circuit Design

The PitMaster 60 is unique in that it features a redundant circuit design, allowing the light to function 100% in the case that one component should fail. This is part of the effort by Vision X to ensure that the PitMaster exceeds half engine life on mining vehicles.



### Industrial Grade Build

The combination of a die-cast 6061 aluminum housing, unbreakable polycarbonate lens, integrated deutsch connector, reinforced gasketed bezel and a strengthened trunnion bracket create a one-of-a-kind, high-powered light that will outshine and outlast the competition.



### Available Mounts and Power Supplies

The PitMaster line comes with mounting solutions and power supplies to integrate into any project. Mounts are available for hanging, flush mounting street mounting applications. Power supplies are available for high voltage and AC to DC applications.

## Pit Master Usage Guide

**Pit Master 60:** Direct 1 for 1 replacement for 800-1000 Watt HPS lighting featuring a 70% reduction in power consumption while increasing effective output by 30%. Twin redundant circuit boards and inverters in the 60 LED model completely remove unscheduled maintenance allowing the light to function even if half the system fails.

**Pit Master 30:** Direct 1 for 1 replacement for 400-500 Watt HPS lighting featuring a 70% reduction in power consumption while increasing effective output by 30%.

## Pit Master Series Applications

MACHINE	PLACEMENT	MODEL	BEAM
LARGE ROPE SHOVELS (P&H 4100XPC with 1000W OE HPS LAMPS)	Direct replacement of 1000 watt HPS lighting, 1 for 1	MIL-PMX6060	60°
LARGE ROPE SHOVELS (P&H 2300 & 2800 with 500W OE HPS LAMPS)	Direct replacement of 500 watt HPS lighting, 1 for 1	MIL-PMX3060	60°
JUMBOS, BOLTERS LIGHT PLANTS	Direct replacement of 400-500 watt HPS lighting, 1 for 1	MIL-PMX3060	60°
DRAG LINES	Lower boom lights - direct replacement 1 for 1 for all lower lights	MIL-PMX6060	60°
	Upper boom lights - direct replacement 1 for 1 for upper 2 lights	MIL-PMX6025	25°
DRILL RIGS (With 400W-500W HPS)	Direct replacement of 400-500 watt HPS lighting, 1 for 1	MIL-PMX3060	60°
BUILDING LIGHTING	Warehouse lighting - direct replacement of 400-500 watt HPS lighting, 1 for 1	CXA-PMX3060HPS	60°
	Low bay lighting - direct replacement of 400-500 watt HPS lighting, 1 for 1	CXA-PMX3060FPS	60°
STREET LIGHTING	Direct street light module replacement with mount, light components	CXA-PMX3060CPS	60°

\* Beam patterns are suggestions and may change based on specific project specifications

### Optional AC/DC Converter

High voltage inverters support up to 480V of AC input.



ITEM #	XPC-PS150-24	XPC-PS150-HV-24
PART # (Stock Code)	4008236	9887371
INPUT VOLTAGE	100-277V AC	180-480V AC
OUTPUT VOLTAGE	24V DC	24V DC
WATTAGE	150	150
MAX AMP DRAW (24V)	6.25A	6.25A

### Optional Junction Boxes

High voltage connection to light.



PitMaster 30 Shown with P-JBOXPSE



P-JBOXPSE



P-JBOXAC

ITEM #	P-JBOXPSE	P-JBOXAC	P-JBOX1B	P-JBOX2B
PART # (Stock Code)	9132617	9129822	9147826	9147918
PURPOSE	Fully Enclosed Junction Box	AC Wiring Junction Box	P-JBOXPSE Mounting Bracket	P-JBOXPSE Mounting Bracket
FITS	XPC-PS150-24 x1	Mounts to XPC-PS150-24 or 185	PitMaster 30 Mount	PitMaster 60 Mount

### Optional Mounts

Available mounts include the Cobra Head, the Flush Mount the Hanging Mount.



Flush Mount  
For Low Bay Applications  
9131085/P-PMX30FLUSHMOUNT



Hanging Mount  
For Hanging Applications  
9131177/P-PMX30HANGINGMOUNT



Cobra Head Mount  
For Street Lighting  
9130996/P-PMX30COBRAHEADMOUNT

## Pit Master Series Packages

ITEM #	PART # (Stock Code)	DESCRIPTION	PARTS INCLUDED	VOLTAGE
CXA-PMX3060HPS	9887388	30 LED PIT MASTER MINING INDUSTRIAL LIGHT 60° FLOOD HANGING MOUNT W/ MOUNTED POWER SUPPLY	MIL-PMX3060 X 1 XPC-PS150-24 X 1 P-PMX30HANGINGMOUNT X 1 P-JBOXAC X 1	90-277 AC
CXA-PMX3060FPS	9887395	30 LED PIT MASTER MINING INDUSTRIAL LIGHT 60° FLOOD FLUSH MOUNT W/ MOUNTED POWER SUPPLY	MIL-PMX3060 X 1 XPC-PS150-24 X 1 P-PMX30FLUSHMOUNT X 1 P-JBOXAC X 1	90-277V AC
CXA-PMX3060CPS	9887401	30 LED PIT MASTER MINING INDUSTRIAL LIGHT 60° FLOOD COBRA HEAD MOUNT W/ MOUNTED POWER SUPPLY	MIL-PMX3060 X 1 XPC-PS150-24 X 1 P-PMX30COBRAHEADMOUNT X 1 P-JBOXAC X 1	90-277V AC
CXA-PMX3060PS	9887289	30 LED PIT MASTER MINING INDUSTRIAL LIGHT 60° FLOOD W/ MOUNTED POWER SUPPLY	MIL-PMX3060 X 1 XPC-PS150-24 X 1 P-JBOXAC X 1	90-277V AC
CXA-PMX6060HPS	9887425	60 LED PIT MASTER MINING INDUSTRIAL LIGHT 60° FLOOD W/ MOUNTED POWER SUPPLIES	MIL-PMX6060 X 1 XPC-PS150-24 X 2 P-PMX60HPLATE X 1 P-JBOXAC X 2	90-277 AC
CXA-PMX6060PS	9887425	60 LED PIT MASTER MINING INDUSTRIAL LIGHT 60° FLOOD W/ MOUNTED POWER SUPPLIES	MIL-PMX6060 X 1 XPC-PS150-24 X 2 P-JBOXAC X 2	90-277 AC



## KEY FACTS

**5 Watt Xtreme Lighting**  
 The PitMaster uses 5 Watt LED for the combination of the most distance and most intense light output.

**Prime Drive Technology**  
 With Prime Drive, Electronic Thermal Management maintains a safe operating temperature for the light without sacrificing output.

**Dimming Capability**  
 Pulse Width Modulation circuitry flashes the LED faster than the human eye can see to achieve dimming capability.

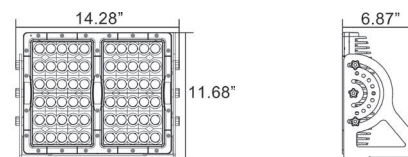
**Extruded Aluminum**  
 Extruded 6061 Aluminium is used to achieve an Ingress Protection rating of IP-68, creating a light bar with unmatched durability and protection.

## PIT MASTER 60 HPS REPLACEMENT LIGHT 1000 WATT METAL HALIDE REPLACEMENT

**Pit Master 60 Series**  
 The Pit Master series was designed with many applications in mind, reducing power consumption and increasing light output.



MIL-PMX6060 Shown



ITEM #	MIL-PMX6010	MIL-PMX6025	MIL-PMX6040	MIL-PMX6060	MIL-PMX6090	MIL-PMX60e3065
PART # (Stock Code)	9113081	9113173	9113265	9113357	9139906	9113449
BEAM PATTERN	10° Narrow	25° Medium	40° Wide	60° Extra Wide	90° Xtreme Wide	30x65° Elliptical

### Technical Information

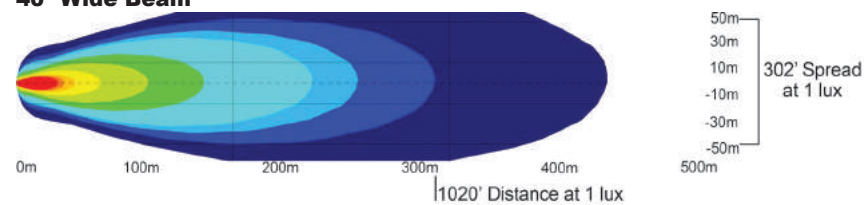
WARRANTY	Extended
RAW LUMENS	29,580 lm
EFFECTIVE LUMENS	21,647 lm
WATTAGE	300
WEIGHT	26.46 lb/12 kg
LED LIFESPAN	50,000 Hours
DIMENSIONS	14.21" x 11.54" x 6.87" 361 mm x 293 mm x 174.5 mm
INPUT VOLTAGE	11-65V DC 100-480V AC w/Optional Inverter
AMP DRAW (12V)	25A
IP RATING	IP-68
VIBRATION RATING	15.6 G <sub>rms</sub>
OPERATING TEMP	-40 Celsius ~ +80 Celsius

### Features


- Integrated Power Supply Mount (Power Supply Sold Separately)
- Xtreme Five Watt LED is Drive to 90% Efficiency
- Integrated Electronic Thermal Management
- 360° Fully Adjustable Mounting System
- Integrated Deutsch Connector
- Die-Cast Aluminum Housing
- Reinforced Gasketed Bezel
- Redundant Circuitry Design
- Polycarbonate Lens
- Patent Pending



### 40° Wide Beam



### 60° Extra Wide Beam

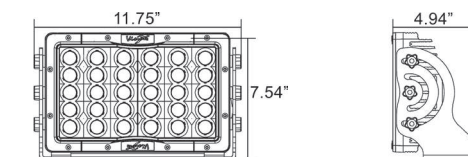


## PIT MASTER 30 HPS REPLACEMENT LIGHT 500 WATT METAL HALIDE REPLACEMENT

**Pit Master 30 Series**  
 The Pit Master series was designed with many applications in mind, reducing power consumption and increasing light output.



MIL-PMX3040 Shown



ITEM #	MIL-PMX3010	MIL-PMX3025	MIL-PMX3040	MIL-PMX3060	MIL-PMX3090	MIL-PMX30e3065
PART # (Stock Code)	9112633	9112725	9112817	9112909	9138107	9112992
BEAM PATTERN	10° Narrow	25° Medium	40° Wide	60° Extra Wide	90° Xtreme Wide	30x65° Elliptical

### Technical Information


WARRANTY	Extended
RAW LUMENS	14,790 lm
EFFECTIVE LUMENS	10,727 lm
WATTAGE	150
WEIGHT	12.34 lb/5.6 kg
LED LIFESPAN	50,000 Hours
DIMENSIONS	11.69" x 7.09" x 4.94" 297 mm x 180 mm x 125.5 mm
INPUT VOLTAGE	11-65V DC 100-480V AC w/Optional Inverter
AMP DRAW (12V)	12.5A
IP RATING	IP-68
VIBRATION RATING	15.6 G <sub>rms</sub>
OPERATING TEMP	-40 Celsius ~ +80 Celsius

### Features

- Integrated Power Supply Mount (Power Supply Sold Separately)
- Xtreme Five Watt LED is Drive to 90% Efficiency
- Integrated Electronic Thermal Management
- 360° Fully Adjustable Mounting System
- Integrated Deutsch Connector
- Die-Cast Aluminum Housing
- Reinforced Gasketed Bezel
- Polycarbonate Lens
- Patent Pending



### 40° Wide Beam



### 60° Extra Wide Beam





## KEY FACTS

**OE Upgrade**  
 The Ripper Series is a direct replacement for HID and Halogen lighting on heavy vibration commercial and industrial machinery.

**Advanced Heat Sink**  
 The vertical and horizontal channeled heat sink increases heat dissipation and prolongs the LED lifespan.

**Dual Mount**  
 Suspension mount with isolated rubber shock absorbers combined with a trunnion mount for vibration control.

**Prime Drive**  
 Electronic Thermal Management controls LED temperature for prolonged LED life. It also allows the lights to be dimmed with an external controller.

## RIPPER 20 HIGH VIBRATION LIGHT

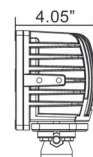
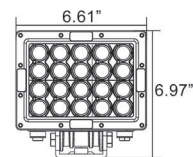
**60 G<sub>RMS</sub> RATED FOR HIGH VIBRATION APPLICATIONS**



MIL-RXP2060T Shown

### Ripper 20 Series

The Ripper Lights were designed for high vibration applications. Named for its first application, the ripper mount on a dozer.



ITEM #	MIL-RXP2010T	MIL-RXP2025T	MIL-RXP2040T	MIL-RXP2060T	MIL-RXP2090T	MIL-RXP20e3065T
PART # (Stock Code)	9114163	9114255	9114347	9114439	9138640	9114521
BEAM PATTERN	10° Narrow	25° Medium	40° Wide	60° Extra Wide	90° Xtreme Wide	30x65° Elliptical

### Technical Information

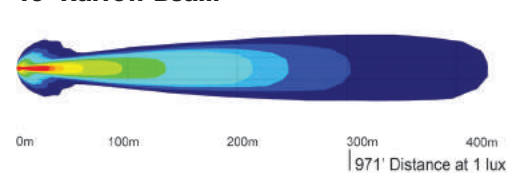
WARRANTY	Extended
RAW LUMENS	9,860 lm
EFFECTIVE LUMENS	6,220 lm
WATTAGE	100
WEIGHT	7.50 lb/3.4 kg
LED LIFESPAN	50,000 Hours
DIMENSIONS	8.26" x 6.25" x 4.05" 209.8 mm x 158.5 mm x 102.8 mm
INPUT VOLTAGE	11-65V DC
AMP DRAW (12V)	8.34A
IP RATING	IP-68
VIBRATION RATING	60 G <sub>RMS</sub>
OPERATING TEMP	-40 Celsius ~ +80 Celsius

### Features


- Xtreme Five Watt LED is Drive to 90% Efficiency
- Integrated Electronic Thermal Management
- Advanced Heat Sink Design
- Integrated Deutsch Connector
- Die-Cast Aluminum Housing
- Polycarbonate Lens
- Patent Pending



### 10° Narrow Beam



### 60° Narrow Beam



## RIPPER 12 HIGH VIBRATION LIGHT

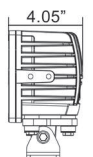
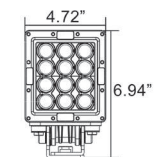
**60 G<sub>RMS</sub> RATED FOR HIGH VIBRATION APPLICATIONS**



MIL-RXP1240T Shown

### Ripper 12 Series

The Ripper Lights were designed for high vibration applications. Named for its first application, the ripper mount on a dozer.



ITEM #	MIL-RXP1210T	MIL-RXP1225T	MIL-RXP1240T	MIL-RXP1260T	MIL-RXP1290T	MIL-RXP12e3065T
PART # (Stock Code)	4009974	4008618	4009981	4009998	9138558	9122809
BEAM PATTERN	10° Narrow	25° Medium	40° Wide	60° Extra Wide	90° Xtreme Wide	30x65° Elliptical

### Technical Information

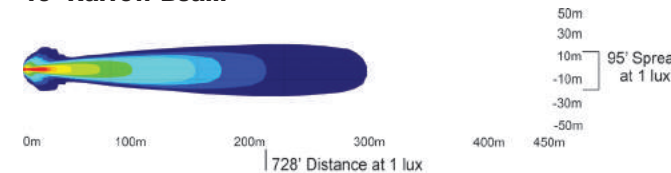
WARRANTY	Extended
RAW LUMENS	5,916 lm
EFFECTIVE LUMENS	3,575 lm
WATTAGE	60
WEIGHT	5.51 lb/2.5 kg
LED LIFESPAN	50,000 Hours
DIMENSIONS	6.06" x 6.26" x 4.05" 153.8 mm x 159.5 mm x 102.8 mm
INPUT VOLTAGE	11-65V DC
AMP DRAW (12V)	5A
IP RATING	IP-68
VIBRATION RATING	60 G <sub>RMS</sub>
OPERATING TEMP	-40 Celsius ~ +80 Celsius

### Features

- Xtreme Five Watt LED is Drive to 90% Efficiency
- Integrated Electronic Thermal Management
- Rugged Dual Mounting Bracket Design
- Integrated Deutsch Connector
- Advanced Heat Sink Design
- Die-Cast Aluminum Housing
- Polycarbonate Lens
- Patent Pending



### 10° Narrow Beam



### 60° Narrow Beam





## KEY FACTS

**OE Upgrade**  
 The Solstice Prime Series is a direct replacement for HID and Halogen lighting on heavy commercial and industrial machinery.

**Traditional Form Factor**  
 Standard square and round forms make the Solstice Prime optimal for HID and Halogen replacement.

**105° Adjustable Trunnion**  
 The Heavy duty aluminum trunnion bracket is 105° adjustable for precise aiming.

**Prime Drive**  
 Electronic Thermal Management controls LED temperature to ensure the full lifespan is achieved. Prime Drive also allows the lights to be dimmed with an external controller.

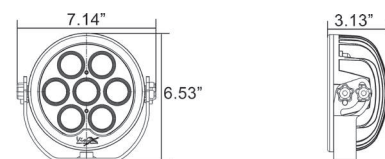
## SOLSTICE PRIME 6" LED LIGHT

**OE Upgrade for Heavy Commercial/Industrial**



XIL-SP720 Shown

**Solstice Prime Series**  
 The Solstice Prime is a direct 6" round HID replacement for machinery in commercial, industrial and mining applications.



<b>ITEM # 20° BEAM</b>	<b>XIL-SP720</b>
PART # (Stock Code)	4009868
<b>ITEM # 40° BEAM</b>	<b>XIL-SP740</b>
PART # (Stock Code)	4009875

### Technical Information

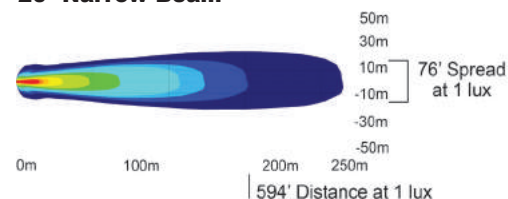
WARRANTY	Extended
RAW LUMENS	6,020 lm
EFFECTIVE LUMENS	4,214 lm
WATTAGE	70
WEIGHT	4.52 lb/2.05 kg
LED LIFESPAN	50,000 Hours
DIMENSIONS	7.14" x 5.98" x 3.17" 181.3 mm x 152 mm x 80.6 mm
INPUT VOLTAGE	11-65V DC
AMP DRAW (12V)	5.84A
IP RATING	IP-68
VIBRATION RATING	8.6 G <sub>rms</sub>
OPERATING TEMP	-40 Celsius ~ +80 Celsius

### Features

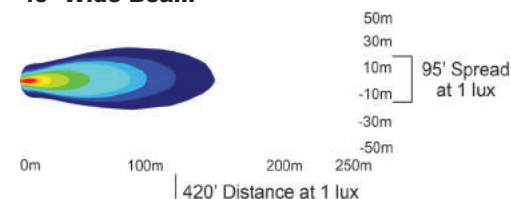
- Weatherproof Integrated Deutsch Connector with Plug and Play Harness
- Next Gen LED is Driven to 90% Efficiency
- 105° Adjustable Trunnion Bracket Mount
- Vertical Fins Maximize Heat Dissipation
- PWM Integrated Dimming Circuitry
- Die-Cast 6061 Aluminum Housing
- Polycarbonate Lens
- Patent Pending



### 20° Narrow Beam



### 40° Wide Beam



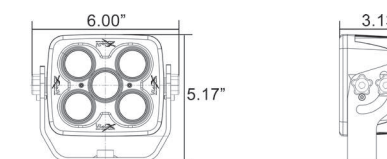
## SOLSTICE PRIME 4" LED LIGHT

**OE Upgrade for Heavy Commercial/Industrial**



XIL-SP520 Shown

**Solstice Prime Series**  
 The Solstice Prime is a direct 4" square HID replacement for machinery in commercial, industrial and mining applications.



<b>ITEM # 20° BEAM</b>	<b>XIL-SP520</b>
PART # (Stock Code)	4009844
<b>ITEM # 40° BEAM</b>	<b>XIL-SP540</b>
PART # (Stock Code)	4009851

### Technical Information

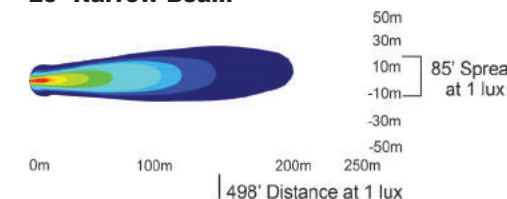
WARRANTY	Extended
RAW LUMENS	4,300 lm
EFFECTIVE LUMENS	3,010 lm
WATTAGE	50
WEIGHT	3.09 lb/1.4 kg
LED LIFESPAN	50,000 Hours
DIMENSIONS	6.00" x 4.13" x 3.13" 152.5 mm x 105 mm x 79.2 mm
INPUT VOLTAGE	11-65V DC
AMP DRAW (12V)	4.17A
IP RATING	IP-68
VIBRATION RATING	8.6 G <sub>rms</sub>
OPERATING TEMP	-40 Celsius ~ +80 Celsius

### Features

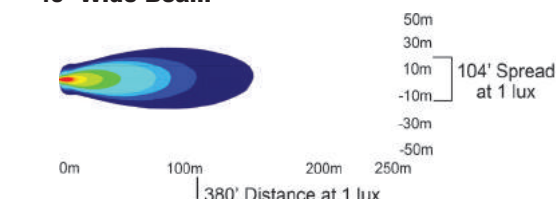
- Weatherproof Integrated Deutsch Connector with Plug and Play Harness
- Next Gen LED is Driven to 90% Efficiency
- 105° Adjustable Trunnion Bracket Mount
- Vertical Fins Maximize Heat Dissipation
- PWM Integrated Dimming Circuitry
- Die-Cast 6061 Aluminum Housing
- Polycarbonate Lens
- Patent Pending



### 20° Narrow Beam



### 40° Wide Beam



### KEY FACTS

**Fluorescent Replacement**  
 The Shockwave is a direct replacement for fluorescent lighting on heavy commercial and industrial machinery.

**Frosted or Clear Lens**  
 The clear lens give a more intense light while the frosted lens diffuses the light to reduce shadow areas.

**Power Supplies Available**  
 The Shockwave Series features packages including power supplies and junction boxes for an all in one solution.

**Multiple Mounts Available**  
 Standard, Flush and P&H mounts are available for the Shockwave that integrates a power supply and junction box to conform to your projects need.



### SHOCKWAVE DUAL PANEL LED LIGHT

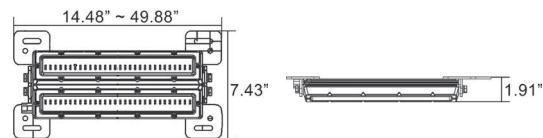
**Modular LED Upgrade for Fluorescent**



MIL-SWD1220 Shown

**Shockwave Dual Series**

The Shockwave gives a durable fluorescent upgrade for flat mount applications. The Dual Series offers 150° spread for a full lighting spread.



### SHOCKWAVE SINGLE PANEL LED LIGHT

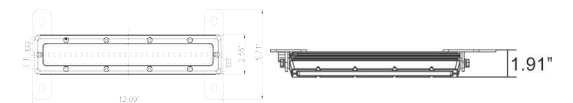
**Modular LED Upgrade for Fluorescent**



MIL-SWS1210F Shown

**Shockwave Single Series**

The Shockwave gives a durable fluorescent upgrade for flat mount applications. The Dual Series offers 120° spread for a full lighting spread.



ITEM #	MIL-SWD1220	MIL-SWD1220F	MIL-SWD2440	MIL-SWD2440F	MIL-SWD3660	MIL-SWD3660F	MIL-SWD4880	MIL-SWD4880F
PART # (Stock Code)	9125954	9150253	9126043	9150345	9126135	9150437	9126227	9150529
LENS	Clear	Frosted	Clear	Frosted	Clear	Frosted	Clear	Frosted
LENGTH	11.81"/300 mm	11.81"/300 mm	23.62"/600 mm	23.62"/600 mm	35.43"/900 mm	35.43"/900 mm	47.24"/1200 mm	47.24"/1200 mm
RAW LUMENS	1,750 lm	1,750 lm	3,500 lm	3,500 lm	5,250 lm	5,250 lm	7,000 lm	7,000 lm
EFFECTIVE LUMENS	~1,225 lm	~1,225 lm	~2,450 lm	~2,450 lm	~3,675 lm	~3,675 lm	~4,900 lm	~4,900 lm
WATTAGE	20	20	40	40	60	60	80	80
AMP DRAW (12V)	1.67A	1.67A	3.34A	3.34A	5A	5A	6.67A	6.67A
WEIGHT	5.80 lb/2.63 kg	5.80 lb/2.63 kg	11.60 lb/5.26 kg	11.60 lb/5.26 kg	17.00 lb/7.71 kg	17.00 lb/7.71 kg	22.60 lb/10.25 kg	22.60 lb/10.25 kg


ITEM #	MIL-SWS1210	MIL-SWS1210F	MIL-SWS2420	MIL-SWS2420F	MIL-SWS3630	MIL-SWS3630F	MIL-SWS4840	MIL-SWS4840F
PART # (Stock Code)	9125596	9150611	9125688	9150703	9125770	9150796	9125862	9150888
LENS	Clear	Frosted	Clear	Frosted	Clear	Frosted	Clear	Frosted
LENGTH	11.81"/300 mm	11.81"/300 mm	23.62"/600 mm	23.62"/600 mm	35.43"/900 mm	35.43"/900 mm	47.24"/1200 mm	47.24"/1200 mm
RAW LUMENS	875 lm	875 lm	1,750 lm	1,750 lm	2,625 lm	2,625 lm	3,500 lm	3,500 lm
EFFECTIVE LUMENS	~613 lm	~613 lm	~1,225 lm	~1,225 lm	~1,838 lm	~1,838 lm	~2,450 lm	~2,450 lm
WATTAGE	10	10	20	20	30	30	40	40
AMP DRAW (12V)	.42A	.42A	0.83A	0.83A	1.25A	1.25A	1.67A	1.67A
WEIGHT	3.10 lb/1.41 kg	3.10 lb/1.41 kg	~6.2 lb/2.8 kg	~6.2 lb/2.8 kg	~9.2 lb/4.17 kg	~9.2 lb/4.17 kg	~12.2 lb/5.53 kg	~12.2 lb/5.53 kg

**Technical Information**

WARRANTY	Extended
HEIGHT	4.68"/118.8mm
DEPTH	1.91"/46.6mm
INPUT VOLTAGE	9-32V DC 90-480V AC w/Optional Inverter
IP RATING	IP-68
VIBRATION RATING	15.6 G <sub>rms</sub>
OPERATING TEMP	-20 Celsius ~ +40 Celsius

**Features**

- Integrated Electronic Thermal Management
- Weatherproof Deutsch Connector
- Die-Cast Aluminum Housing
- Polycarbonate Lens
- Patent Pending

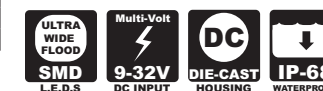


**Technical Information**

WARRANTY	Extended
HEIGHT	2.56"/65 mm
DEPTH	1.73"/44 mm
INPUT VOLTAGE	9-32V DC 90-480V AC w/Optional Inverter
IP RATING	IP-68
VIBRATION RATING	15.6 G <sub>rms</sub>
OPERATING TEMP	-20 Celsius ~ +40 Celsius

**Features**

- Integrated Electronic Thermal Management
- Weatherproof Deutsch Connector
- Die-Cast Aluminum Housing
- Polycarbonate Lens
- Patent Pending



**Shockwave Series Packages**

ITEM #	PART # (Stock Code)	DESCRIPTION	PARTS INCLUDED	VOLTAGE
CXA-SWD1220PS (Clear)	9887449	SHOCKWAVE DUAL MINING INDUSTRIAL LIGHT 12" LENGTH 20 WATT	XPC-PS150-24 X 1, P-SWD12ACMOUNT x1, P-JBOXAC x1	90-277 AC
CXA-SWD1220FPS (Frosted)	9887456	SHOCKWAVE DUAL MINING INDUSTRIAL LIGHT 12" LENGTH 20 WATT	XPC-PS150-24 X 1, P-SWD12ACMOUNT x1, P-JBOXAC x1	90-277 AC
CXA-SWD2440PS (Clear)	9887463	SHOCKWAVE DUAL MINING INDUSTRIAL LIGHT 24" LENGTH 40 WATT	XPC-PS150-24 X 1, P-SWDACMOUNT X 1, P-JBOXAC x1	90-277 AC
CXA-SWD2440FPS (Frosted)	9887470	SHOCKWAVE DUAL MINING INDUSTRIAL LIGHT 24" LENGTH 40 WATT	XPC-PS150-24 X 1, P-SWDACMOUNT X 1, P-JBOXAC x1	90-277 AC
CXA-SWD3660PS (Clear)	9887487	SHOCKWAVE DUAL MINING INDUSTRIAL LIGHT 36" LENGTH 60 WATT	XPC-PS150-24 X 1, P-SWDACMOUNT X 1, P-JBOXAC x1	90-277 AC
CXA-SWD3660FPS (Frosted)	9887494	SHOCKWAVE DUAL MINING INDUSTRIAL LIGHT 36" LENGTH 60 WATT	XPC-PS150-24 X 1, P-SWDACMOUNT X 1, P-JBOXAC x1	90-277 AC
CXA-SWD4880PS (Clear)	9887500	SHOCKWAVE DUAL MINING INDUSTRIAL LIGHT 48" LENGTH 80 WATT	XPC-PS150-24 X 1, P-SWDACMOUNT X 1, P-JBOXAC x1	90-277 AC
CXA-SWD4880FPS (Frosted)	9887517	SHOCKWAVE DUAL MINING INDUSTRIAL LIGHT 48" LENGTH 80 WATT	XPC-PS150-24 X 1, P-SWDACMOUNT X 1, P-JBOXAC x1	90-277 AC
CXA-SWS1210PS (Clear)	9887524	SHOCKWAVE SINGLE MINING INDUSTRIAL LIGHT 12" LENGTH 10 WATT	XPC-PS150-24 X 1, P-SWS12ACMOUNT X 1, P-JBOXAC x1	90-277 AC
CXA-SWS1210FPS (Frosted)	9887531	SHOCKWAVE SINGLE MINING INDUSTRIAL LIGHT 12" LENGTH 10 WATT	XPC-PS150-24 X 1, P-SWS12ACMOUNT X 1, P-JBOXAC x1	90-277 AC
CXA-SWS2420PS (Clear)	9887548	SHOCKWAVE SINGLE MINING INDUSTRIAL LIGHT 24" LENGTH 20 WATT	XPC-PS150-24 X 1, P-SWSACMOUNT X 1, P-JBOXAC x1	90-277 AC
CXA-SWS2420FPS (Frosted)	9887555	SHOCKWAVE SINGLE MINING INDUSTRIAL LIGHT 24" LENGTH 20 WATT	XPC-PS150-24 X 1, P-SWSACMOUNT X 1, P-JBOXAC x1	90-277 AC
CXA-SWS3630PS (Clear)	9887562	SHOCKWAVE SINGLE MINING INDUSTRIAL LIGHT 36" LENGTH 30 WATT	XPC-PS150-24 X 1, P-SWSACMOUNT X 1, P-JBOXAC x1	90-277 AC
CXA-SWS3630FPS (Frosted)	9887579	SHOCKWAVE SINGLE MINING INDUSTRIAL LIGHT 36" LENGTH 30 WATT	XPC-PS150-24 X 1, P-SWSACMOUNT X 1, P-JBOXAC x1	90-277 AC
CXA-SWS4840PS (Clear)	9887586	SHOCKWAVE SINGLE MINING INDUSTRIAL LIGHT 48" LENGTH 40 WATT	XPC-PS150-24 X 1, P-SWSACMOUNT X 1, P-JBOXAC x1	90-277 AC
CXA-SWS4840FPS (Frosted)	9887593	SHOCKWAVE SINGLE MINING INDUSTRIAL LIGHT 48" LENGTH 40 WATT	XPC-PS150-24 X 1, P-SWSACMOUNT X 1, P-JBOXAC x1	90-277 AC

**P&H Mount**

The Shockwave P&H Mount allows direct replacement for cabin lighting.



ITEM #	MIL-SWD2440FPH
PART # (Stock Code)	9887609
USE	P&H OE Replacement

**Optional AC/DC Converter**

High voltage inverters support up to 480V of AC input.



ITEM #	XPC-PS150-24*	XPC-PS150-HV-24*
PART # (Stock Code)	4008236	9887371
INPUT VOLTAGE	90-277V AC	180-480V AC
OUTPUT VOLTAGE	24V DC	24V DC
WATTAGE	150	150
MAX AMP DRAW (24V)	6.25A	6.25A

\*Requires Additional Mount for Light



### LED SPECIALTY LIGHTING LIGHTING FOR SPECIFIC PURPOSES

#### Available Specialty LED Lighting Systems



#### UTILITY FLOOD

The Utility Flood light is a universal flood light, producing a 120° beam from a compact and lightweight housing. Featuring a weatherproof duetch connector and extremely low power consumption. Available in amber, blue, green, red and white LEDs.

#### UTILITY BEACON

The Utility beacon is a durable LED Strobe beacon for any application where visibility is important. Every beacon comes standard with a weather proof duetch connector and magnetic base. Available in amber, blue, green, red and white LEDs.



#### INCIDENT RESPONSE

The Incident Response Case is an all-in-one lighting unit that includes a power supply, case with handles/wheels and LED lighting. The Incident Response case makes it easy to setup instant light. The case stays charged up to 8.5 hours and is available in multiple LED configurations including two 6" Xmitter Bars or four Solo Pod LEDs.



#### SUBAQUA

Designed specifically for flat-mount, underwater applications, the Subaqua is perfectly suited for boat transom lighting or dock lighting. Available in multiple colors and in both narrow and wide beam, the Subaqua is versatile to fit your project.




#### STRIP LIGHTING

The LED Strip Light is designed for illuminating small spaces with its slim profile housing. Great for use in RVs or other areas for universal flood lighting.



#### CREATION LED LIGHTING

The Creation LED Lighting Series offers an alternative to fluorescent tubes. Consuming less power and lasting longer, upgrading to the Creation T8 & T12 replacement will lower costs on maintenance and energy bills.



## SPECIALTY LED



## KEY FACTS

### Low Amp Draw

Utilizing SMD LEDs the UF32 is able to produce 500 lm while still only drawing 0.5A when ran at 12V, consuming just 6 Watts.

### Wide Beam Pattern

The UF32 offers a 120° beam pattern, making it the ultimate flood light for any application.

### Lightweight

Made from durable hi-impact nylon the UF32 weighs just 0.4 lb the UF32 is light enough to be mounted anywhere.

### Colored LEDs

The UF32 is available in standard white light output, but also can be ordered in amber, blue, green or red LEDs for any application.



## UTILITY MARKET LED FLOOD LIGHT

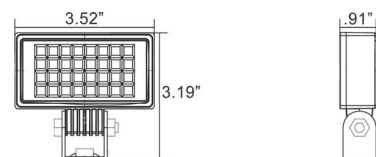
**120° Flood For Universal Applications**



XIL-UF32 Shown

### Utility Flood Series

Flood light for universal applications with ultra lightweight, ultra bright design.



ITEM #	XIL-UF32	XIL-UF32A	XIL-UF32B	XIL-UF32G	XIL-UF32R
PART # (Stock Code)	4001824	9119298	9121185	9121277	9121369
LED COLOR	White	Amber	Blue	Green	Red

### Technical Information

WARRANTY	Extended
RAW LUMENS	500 lm
EFFECTIVE LUMENS	456 lm
WATTAGE	6
WEIGHT	0.41 lb/0.19 kg
LED LIFESPAN	50,000 Hours
DIMENSIONS	3.40" x 1.91" x 0.91" 86 mm x 49 mm x 23 mm
INPUT VOLTAGE	12-32V DC
AMP DRAW (12V)	0.5A
IP RATING	IP-68
VIBRATION RATING	8.6 G <sub>rms</sub>
OPERATING TEMP	-40 Celsius ~ +80 Celsius

### Features

- Lowest Power Consumption At Only 0.5A
- Flood Light for Any Area
- 32 Wide Angle LEDs
- 120° of Light Output



### 120° Flood Beam



## UTILITY MARKET LED STROBE BEACON

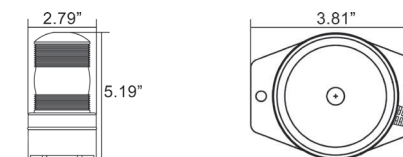
**Lightweight Strobe For Universal Applications**



XIL-UBW Shown

### Utility Strobe Series

Available in 5 colors, the Utility Strobe comes standard with a magnetic base for universal applications.



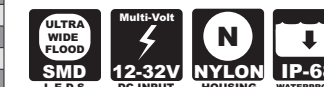
ITEM #	XIL-UBA	XIL-UBB	XIL-UBG	XIL-UBR	XIL-UBW
PART # (Stock Code)	4002111	4002128	4002289	4002135	4001831
LED COLOR	Amber	Blue	Green	Red	White

### Technical Information

WARRANTY	Extended
RAW LUMENS	252 lm
WATTAGE	3.6
WEIGHT	0.44 lb/0.2 kg
LED LIFESPAN	50,000 Hours
DIMENSIONS	5.25" x 3.81" x 2.86" 133 mm x 97 mm x 73 mm
INPUT VOLTAGE	12-32V DC
AMP DRAW (12V)	0.30A
IP RATING	IP-68
VIBRATION RATING	15.6 G <sub>rms</sub>
OPERATING TEMP	-40 Celsius ~ +80 Celsius

### Features

- Utilizes 18 LEDs to Achieve a 360° Pattern
- Shatterproof Polycarbonate Construction
- Weatherproof Deutsch Connector Standard
- Magnetic Base Standard
- Hi-Impact Housing
- Patent Pending





### KEY FACTS

#### Multiple Models

Depending the amount of light needed, the incident response case can be configured with two 6" Xmitter Bars or four 2" Solo Pods.

#### Fast Deployment

In an emergency, quick response is essential. That is why the case is designed to be deployable in under 30 seconds.

#### Long Lasting

Up to 8.5 hours of light from one charge. Easily recharge the case's battery using a 110V AC wall charger, cigarette lighter outlet, or jumper cables.

#### Self-Contained Power Cell

The built in battery ensures it is easier than ever to respond quickly without multiple components and parts.



## INCIDENT RESPONSE CASE

### Portable Emergency Scene Lighting



XLS-4S1101BP Shown

**Incident Response Case**  
Collapsible compact design holds a self-contained unit for emergency scene lighting.

Two Xmitter Model



Four Solo Model



ITEM #	XLS-26BP	XLS-4S1101BP
PART # (Stock Code)	4008786	4008816
LIGHT MODEL	2 x XIL-80	4 x XIL-S1101
RUN TIME	8 Hours	8.5 Hours
RAW LUMENS	2,880 lm	3,600 lm
WATTAGE	48	40

#### Technical Information

WARRANTY	Standard
WEIGHT	48 lb/21.77 kg
DIMENSIONS	22" x 13.81" x 9" 559 mm x 351 mm x 229 mm
DEPLOYED DIMENSIONS	96" Height/2.44m
CHARGING INPUT VOLTAGE	12V DC or 110-220V AC
POWER SOURCE	XPC-220 - 22Ah Battery
CHARGE TIME	10 Hours
OPERATING TEMP	-40 Celsius ~ +85 Celsius

#### Features

- Charge Using 110V AC Wall Outlet, Cigarette Lighter or Jumper Cables
- Case Includes Wheels and Extendable Handle for Easy Mobility
- Provides Light Up to 8 Hours at Max Output
- Adjustable Light Heads for 360° Operation
- Self-Contained Rechargeable Power Cell
- Deploys in 30 Seconds Without Tools
- Multiple Light Head Options
- 12V Output Power Source



## SUBAQUA LED UNDERWATER TRANSOM LIGHT

### LED Light Module For OE Transom Integration

### KEY FACTS

#### 100' Submersible

The Subaqua is designed for transom lighting along with on docks and other underwater applications.

#### Colored LEDs

The Subaqua is available in Amber, Red, Blue, Green and White LEDs to match your needs.

#### Low Power Consumption

With a extremely low power draw of less than an amp, it will not put a large strain on your boat battery.

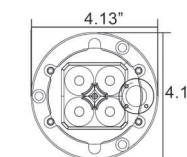
#### Marine Grade Cable

A 4 foot marine grade cable is included to ensure durability and ease of installation.



XIL-U40W Shown

**Subaqua Series**  
Submersible up to 100 feet, the Subaqua offers a powerful LED light module for underwater applications.



ITEM #	XIL-U40A	XIL-U40B	XIL-U40G	XIL-U40R	XIL-U40W
PART # (Stock Code)	4008724	4008649	4008700	4008663	4008687
LED COLOR	Amber	Blue	Green	Red	White

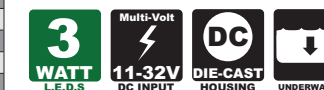
ITEM #	XIL-U41A	XIL-U41B	XIL-U41G	XIL-U41R	XIL-U41W
PART # (Stock Code)	4008731	4008656	4008717	4008670	4008694
LED COLOR	Amber	Blue	Green	Red	White

#### Technical Information

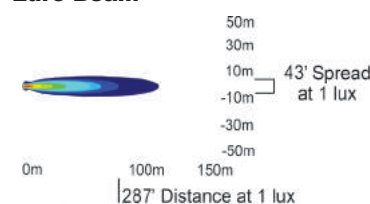
WARRANTY	Extended
DEPTH RATING	100'/30.48 m
RAW LUMENS	720 lm
EFFECTIVE LUMENS	396 lm
WATTAGE	12
WEIGHT	1.40 lb/0.64 kg
LED LIFESPAN	50,000 Hours
DIMENSIONS	4.13" x 4.13" x 1.25" 105 mm x 105 mm x 32 mm
INPUT VOLTAGE	11-32V DC
AMP DRAW (12V)	1.00A
IP RATING	IP-68
VIBRATION RATING	8.6 G <sub>rms</sub>
OPERATING TEMP	-40 Celsius ~ +80 Celsius

#### Features

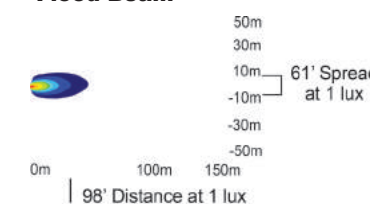
- Waterproof Deutsch Connector
- Die-Cast Aluminum Housing
- Polycarbonate Lens
- Patent Pending



#### Euro Beam



#### Flood Beam





## KEY FACTS

### Touch Enabled

Strip Lights are available in standard (for switched applications) and touch models, which feature 50% Brightness, 100% Brightness and Off modes.

### Universal Applications

Strip Lights are perfect for any application where light is needed in tight spaces. From truck bodies to the kitchen.

### 30,000 Hour LED Life

The LEDs used in the Strip Lights are designed to last more than 30,000 hours. Meaning they will last almost 3.5 years of constant use.

### 12" Or 7.5" Lengths

Both types of Strip Lights are offered in 12" Length and 7.5" Lengths, in order to fit any application.



## UNIVERSAL STRIP LIGHT

**Touch Activated or Standard Commercial Design**



XIL-ST7.5 Shown

XIL-ST12 Shown

### Strip Light

Flood light for universal applications with ultra lightweight, ultra bright design.



ITEM # TOUCH	XIL-ST7.5	XIL-ST12
PART # (Stock Code)	9167626	9141701
LENGTH	7.4"/189 mm	11.9"/303 mm
RAW LUMENS	141 lm	328 lm
EFFECTIVE LUMENS	129 lm	300 lm
WATTAGE	2	4.2
AMP DRAW (12V)	0.16A	0.35A
WEIGHT	0.1 lb/0.04 kg	0.2 lb/0.09 kg

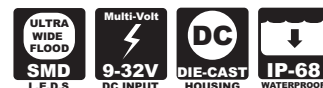
ITEM # STANDARD	XIL-SL7.5	XIL-SL12
PART # (Stock Code)	9167534	9141794
LENGTH	7.4"/189 mm	11.9"/303 mm
RAW LUMENS	141 lm	328 lm
EFFECTIVE LUMENS	129 lm	300 lm
WATTAGE	2	4.2
AMP DRAW (12V)	0.16A	0.35A
WEIGHT	0.1 lb/0.04 kg	0.2 lb/0.09 kg

### Technical Information

WARRANTY	Standard
LED LIFESPAN	30,000 Hours
HEIGHT	0.92"/23 mm
DEPTH	0.59"/15 mm
INPUT VOLTAGE	9-32V DC
IP RATING	IP-65
VIBRATION RATING	15.6 G <sub>rms</sub>
OPERATING TEMP	-40 Celsius ~ +80 Celsius

### Features

- Frosted Lens Removes Multiple Shadows
- Sleek Design Fits in Multiple Applications
- Weatherproof Deutsch Connector
- Simple 2-Wire Install
- Die-Cast Aluminum



50% Brightness  
 No Motion Detected

## KEY FACTS

### Commercial Grade Housing

Complete with heat sink and protective plastic with increased durability over glass tubes.

### Lower Power Consumption

The T8 and T12 replacement tube 20 watt LED is equivalent to a 40 watt fluorescent, dramatically reducing power consumption.

### Downward Light Design

The Creation Tube design points the LEDs downward for less stray, misdirected light.

### Long-Lasting Light

LED lasts 50,000 hours to reduce the maintenance required of changing bulbs.

## CREATION LIGHTING SYSTEM

**Commercial Grade LED Light Replacements**



CXA-48TA Shown

### Creation Series

Fluorescent tube replacement for lower power consumption and longer lifespan.



ITEM #	CXA-48TA	CXA-48TA.12V
PART # (Stock Code)	4008342	4008380
BULB TYPE	48" TUBE	48" TUBE
BASE TYPE	T8	T8
WATTAGE	22	22
VOLTAGE	90-230V AC	12-24V DC

### Technical Information

WARRANTY	Standard
RAW LUMENS	1,875 lm
WATTAGE	22
WEIGHT	1.35 lb/0.61 kg
LED LIFESPAN	50,000 Hours
DIMENSIONS	Standard Size
REPLACEMENT FOR	T8 & T12 Tubes
OPERATING TEMP	-40 Celsius ~ +85 Celsius

### Features

- Draws 50% Less Energy Than Standard Fluorescent Fixture
- Downward Light Design Provides 100% More Effective Light
- 20 Watt LED is Equivalent to 40 Watt Fluorescent
- Low Power Consumption Reduces Electric Bill
- DC Models Available for Off The Grid Use
- Instant On - No Delay to Warm Up
- 6 - 13 Base Available

# HID LIGHTING





# HID TECHNOLOGY

## VISION X HID ADVANTAGES

**DISTANCE | INTERNAL COMPONENTS| HIGH LUMENS PER WATT**

### SOLID STRENGTH

#### 6061 ALUMINUM

The Offroad HID Series features rugged 6061 die-cast aluminum housings protects against corrosion and provides unmatched strength.

#### HIGH IMPACT NYLON

The Work HID Series utilizes a high impact nylon housing. This housing provides durability while reducing weight. It also helps dissipate heat in constant-on applications.

#### HARDENED BOROSILICATE GLASS

Hardened borosilicate glass defends against oncoming debris and rocks while cutting down on lost stray light for protection and efficiency.

### PERFORMANCE BULBS

#### LONGER LASTING

High quality engineering of Vision X HID bulbs provides a lifespan of up to 2,500 hours.

#### XTREME PERFORMANCE

The Xtreme Performance option is available in the HID Offroad Series which combines a polycarbonate lens and an advanced reflector to achieve up to 1200 meters of light at 0.5 lux.

### MARKET LEADING ELECTRONICS

#### INTERNAL BALLAST AND STARTER

The ballast takes the standard 12V input power and increases this to the 32,000V the bulb operates at and the starter is used to ignite the bulb. Vision X uses all internal components for an all-in-one package.

#### VARIABLE INPUT

Vision X HID lighting takes a variable input voltage of 9 to 32 volts for use in work application or on vehicles with fluctuating voltage to avoid harming internal or associated components.

### ENHANCED OUTPUT

#### SINGLE-STUD MOUNTING

Single stud mounting provides easy, single bolt mounting. The HID Series comes with nylock nuts to ensure vibration does not cause loosening over time.

#### 15° ADJUSTABILITY

Knurled aiming knobs create an easily adjustable mounting system with up to 15° of adjustability for aiming the light beam to fit the desired application.

#### NON-SLIP FLAT MOUNT

Each Vision X HID Offroad Light comes with a non-slip mounting pad to ensure secure mounting and precision adjustment during use in all applications, from on-road to off-road use.

### Available HID Technologies

#### 35 Watt HID

The 35 Watt HID Series features a 35 Watt Ballast for 3,500 lumens of raw light. The 35 Watt Series has a startup amp draw of 4.8 Amps and a running amp draw of 2.92 amps, much lower than the 8.3 Amps of a standard halogen light (H3 100 Watt Bulb).

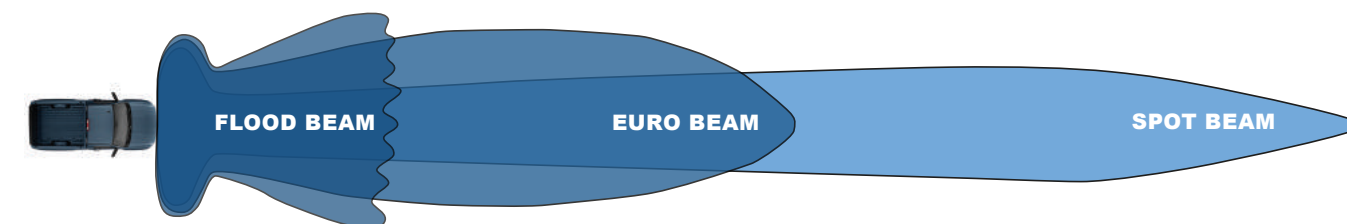
#### 50 Watt HID

The 50 Watt HID Series features a 50 Watt Ballast for 5,000 lumens of raw light. The 50 Watt Series has a startup amp draw of 6.85 Amps and a running amp draw of 4.17 Amps, all still contained within the housing of the HID Light.

#### 50 Watt HID Xtreme Performance

The Xtreme Performance line produces the furthest distance offered by any light. The 1200 meters of light is achieved with a reengineered reflector that projects the light further combined with a polycarbonate lens to reduce stray light and add lightweight protection.

### Available Beam Patterns



### Available Housings



#### Die-Cast Aluminum

Die-Cast 6061 Aluminum Housings are found on the Vision X HID Offroad Light Series. This housing provides unmatched strength and durability.



#### High Impact Nylon

High Impact Nylon Housings are found on the Vision X HID Work Light Series. This housing provides a lightweight, economical housing that provides strength and durability.



#### ATV/UTV Replacement Kits

Add 6x the light with direct headlight replacements kits for your ATV/UTV. Drawing the exact same amount of power, this 23,000 volt system is the simplest way to upgrade the lighting on your ATV/UTV.

### HID Item Number Explanation

Class	Series	Wattage	Beam Pattern	Upgrade					
HID	85	5	2	XP					
HID Classes	Series	Wattage	Beam Pattern	Upgrade					
HID	High Intensity Discharge	85	8.5" Round Offroad	35	35 Watt Ballast	0	Euro/Driving	XP	Xtreme Performance
		66	6.6" Square Work	50	50 Watt Ballast	1	Flood		
		65	6.5" Round Offroad	70	70 Watt Ballast	2	Spot		
		57	5"x7" Rectangle Offroad						
		55	5.5" Round Work						
		45	4.5" Round Offroad						
		44	4" Square Work						



**HID RACE LIGHTING  
RACE TESTED AND PROVEN**

**All Internal Electronics**

Vision X HID incorporates the ballast and starter directly into the light housing. This reduces the number of components, simplifies installation and increases ease of use. The ballast component converts a 12 volt power input into the 32,000 volts needed by the light to operate while the starter fires off the bulb. Vision X has 35 watt (3,500 lumen) and 50 watt (5,000 lumen) ballasts available.

**Race Tested and Proven**

Starting in 2005 on their first run out, the Vision X HID series lit the way for Bob Shepard's first place finish in the Baja 1000. Since then, Vision X HID has been the choice of racers and race enthusiasts alike.

**Die-Cast Aluminum Housing**

The highest quality aluminum is used to manufacture the housings for the HID series. This provides for durability and protection from debris and rocks.

**Included Wiring Harness**

Each Vision X Offroad Light comes complete with a wiring harness for installation.

**HID Offroad Accessories Series**

**Polycarbonate Covers**

HID PCV covers are made from top grade polycarbonate for shatterproof protection against rocks and debris while on the trails, on the dunes or in a race.



**Clear PCV Cover**

The clear PCV cover adds a layer of protection to the HID to further protect against debris, rocks and dust.

**Blue PCV Cover**

The Blue PCV cover enhances driving on snow by increasing blue light waves to bounce off of the snow forward, increasing distance and visibility.

**Red PCV Cover**

The Red PCV Cover increases visibility in dust by reducing glare and cutting through particulate in the air.

**Yellow PCV Cover**

The Yellow PCV Cover is designed to increase visibility in fog. By eliminating blue light wave output, glare is reduced towards the operator enhancing safety and visibility.



PCV Cover after a race



**HID OFFROAD LIGHTS**





## KEY FACTS

### Xtreme Distance

The XP Series produces up to 800 meters of usable light in the 8.7" model 700 meters in the 6.7" model for enhanced visibility.

### 50 Watt Ballast

The HID XP Series utilizes a 50 Watt Ballast which increases the light output to achieve 5,000 raw lumens.

### Polycarbonate Lens

Features a durable polycarbonate lens which reduces weight and adds protection against oncoming rocks and debris.

### Race Inspired Design

Racers asked for a light that would shine further and weigh less we listened. With an even larger reflector, the XP series shines bright and far.

## 8.7" HID XTREME PERFORMANCE LIGHT

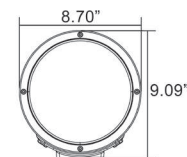
**1200 Meters of Light For Unmatched Distance**



HID-8552XP Shown

### HID XP Series

The Xtreme Performance HID was engineered with input from Baja 1000 winning racers to further enhance the race proven Vision X HID series.




<b>ITEM # EURO</b>	<b>HID-8550XP</b>
PART # (Stock Code)	9119922
<b>ITEM # SPOT</b>	<b>HID-8552XP</b>
PART # (Stock Code)	4000490

### Technical Information


WARRANTY	Extended
RAW LUMENS	5,000 lm
EFFECTIVE LUMENS	3,500 lm
WATTAGE	50 Watt HID
WEIGHT	6.20 lb/2.81 kg
LED LIFESPAN	2,500 Hours
DIMENSIONS	8.70" x 9.09" x 5.55" 221 mm x 231 mm x 141 mm
INPUT VOLTAGE	9-32V DC
AMP DRAW (12V)	4.17A
IP RATING	IP-65
VIBRATION RATING	8.6 Grms
OPERATING TEMP	-40 Celsius ~ +85 Celsius

### Features


- Weatherproof Deutsch Connector with Plug-and-Play Harness
- Durable Lightweight Polycarbonate Lens
- Black Street Legal Cover Included
- Internal Ballast and Starter
- Lights Up to 1200 Meters
- Die-Cast Aluminum Housing
- Knurled Aiming Knobs



### Euro Beam



### Spot Beam



## 6.7" HID XTREME PERFORMANCE LIGHT

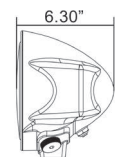
**1000 Meters of Light**



HID-6552XP Shown

### HID XP Series

The Xtreme Performance HID was engineered with input from Baja 1000 winning racers to further enhance the race proven Vision X HID series.



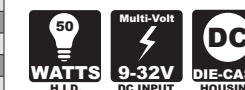
<b>ITEM # SPOT</b>	<b>HID-6552XP</b>
PART # (Stock Code)	4000483

### Technical Information


WARRANTY	Extended
RAW LUMENS	5,000 lm
EFFECTIVE LUMENS	3,500 lm
WATTAGE	50 Watt HID
WEIGHT	4.00 lb/1.81 kg
LED LIFESPAN	2,500 Hours
DIMENSIONS	6.70" x 7.00" x 6.30" 170 mm x 178 mm x 160 mm
INPUT VOLTAGE	9-32V DC
AMP DRAW (12V)	4.17A
IP RATING	IP-65
VIBRATION RATING	8.6 G <sub>rms</sub>
OPERATING TEMP	-40 Celsius ~ +85 Celsius

### Features

- Weatherproof Deutsch Connector with Plug-and-Play Harness
- Durable Lightweight Polycarbonate Lens
- Black Street Legal Cover Included
- Internal Ballast and Starter
- Lights Up to 1200 Meters
- Die-Cast Aluminum Housing
- Knurled Aiming Knobs



### Spot Beam



## KEY FACTS

### Race Tested

The HID 6500 and 8500 have been race tested and proven by racers and enthusiasts alike as a light of choice.

### 35/50 Watt Ballast

These HID 6.7" and 8.7" lights are available in 35 watt or 50 watt all internal ballast. No extra components allows for easy installation.

### Hardened Glass Lens

Features a hardened borosilicate glass lens providing greater strength and protection while maintaining focused light output.

### Polycarbonate Covers

Available for the 6.7" and 8.7" HID lights are polycarbonate lens covers to provide greater protection and greater visibility in various conditions.



## 8.7" HID LIGHT

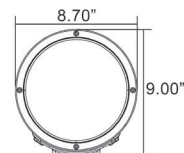
**Offroad HID Light with Internal Ballast and Starter**



HID-8550 Shown

### HID Offroad Light Series

Trusted by racers and race enthusiasts alike, the HID Series from Vision X won the Baja 1000 its first time out, and hasn't looked back since.




ITEM # EURO	HID-8550	HID-8500
PART # (Stock Code)	4003071	4002838
ITEM # SPOT	HID-8552	HID-8502
PART # (Stock Code)	4003088	4003057
WATTAGE	50 Watt HID	35 Watt HID
RAW LUMENS	5,000 lm	3,500 lm
EFFECTIVE LUMENS	3,500 lm	2,450 lm
AMP DRAW (12V)	4.17A	2.92A

### Technical Information

WARRANTY	Extended
WEIGHT	6.60 lb/2.99 kg
HID LIFESPAN	2,500 Hours
DIMENSIONS	8.70" x 9.00" x 5.25" 221 mm x 229 mm x 133 mm
INPUT VOLTAGE	9-32V DC
IP RATING	IP-65
VIBRATION RATING	8.6 G <sub>rms</sub>
OPERATING TEMP	-40 Celsius ~ +85 Celsius

### Features

- Weatherproof Deutsch Connector with Plug-and-Play Harness
- Euro Beam Models Are E-Mark Approved
- Black Street Legal Cover Included
- Borosilicate Hardened Lens
- Internal Ballast and Starter
- Knurled Aiming Knobs



### Euro Beam

Data for HID-8500 Shown



0m 200m 400m 600m 800m 1,000m 1,200m  
 | 902' Distance at 1 lux

75m  
45m  
15m } 112' Spread  
-15m } at 1 lux  
-45m  
-75m

### Spot Beam

Data for HID-8502 Shown



0m 200m 400m 600m 800m 1,000m 1,200m  
 | 1804' Distance at 1 lux

75m  
45m  
15m } 80' Spread  
-15m } at 1 lux  
-45m  
-75m

## 6.7" HID LIGHT

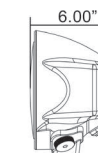
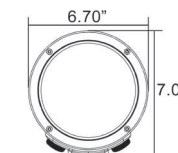
**Offroad HID Light with Internal Ballast and Starter**



HID-6550 Shown

### HID Offroad Light Series

Trusted by racers and race enthusiasts alike, the HID Series from Vision X won the Baja 1000 its first time out, and hasn't looked back since.



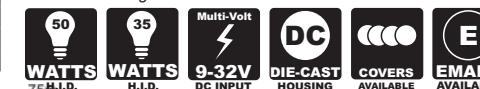
ITEM # EURO	HID-6550	HID-6500
PART # (Stock Code)	4003026	4002821
ITEM # FLOOD	HID-6551	HID-6501
PART # (Stock Code)	4003064	4002999
ITEM # SPOT	HID-6552	HID-6502
PART # (Stock Code)	4003033	4003002
WATTAGE	50 Watt HID	35 Watt HID
RAW LUMENS	5,000 lm	3,500 lm
EFFECTIVE LUMENS	3,500 lm	2,450 lm
AMP DRAW (12V)	4.17A	2.92A

### Technical Information

WARRANTY	Extended
WEIGHT	4.40 lb/2 kg
HID LIFESPAN	2,500 Hours
DIMENSIONS	6.70" x 7.00" x 6.00" 170 mm x 178 mm x 152 mm
INPUT VOLTAGE	9-32V DC
IP RATING	IP-65
VIBRATION RATING	8.6 G <sub>rms</sub>
OPERATING TEMP	-40 Celsius ~ +85 Celsius

### Features

- Weatherproof Deutsch Connector with Plug-and-Play Harness
- Euro Beam Models Are E-Mark Approved
- Borosilicate Hardened Lens
- Black Street Legal Cover Included
- Internal Ballast and Starter
- Knurled Aiming Knobs



0m 200m 400m 600m 800m  
 | 1378' Distance at 1 lux

75m  
45m  
15m } 106' Spread  
-15m } at 1 lux  
-45m  
-75m



0m 200m 400m 600m 800m  
 | 1769' Distance at 1 lux

75m  
45m  
15m } 70' Spread  
-15m } at 1 lux  
-45m  
-75m



## KEY FACTS

### Race Tested

These HID light have been race tested and proven by racers and enthusiasts alike as a light of choice.

### Hardened Glass Lens

Features a hardened borosilicate glass lens providing greater strength and protection while maintaining focused light output.

### 35/50 Watt HID

These 5" Lights are 35 Watt HID, and come with all internal electronics. No extra components allows for easy installation.

### Harness Included

All Die-cast aluminum HID lights from Vision X come standard with a complete wire harness. Including relay and durable two-position rocker switch.

## 5" X 7" HID LIGHT

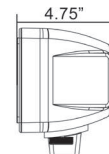
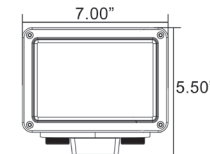
**Offroad HID Light with Internal Ballast and Starter**



HID-5750 Shown

### HID Offroad Light Series

Trusted by racers and race enthusiasts alike, the HID Series from Vision X won the Baja 1000 its first time out, and hasn't looked back since.



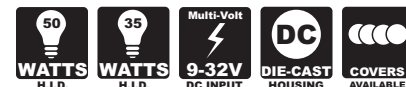
ITEM # EURO	HID-5750	HID-5700
PART # (Stock Code)	4003873	4003101
ITEM # FLOOD	HID-5751	HID-5701
PART # (Stock Code)	4004641	4003279
ITEM # SPOT	HID-5752	HID-5702
PART # (Stock Code)	4004665	4003293
WATTAGE	50 Watt HID	35 Watt HID
RAW LUMENS	5,000 lm	3,500 lm
EFFECTIVE LUMENS	3,500 lm	2,450 lm
AMP DRAW (12V)	4.17A	2.92A

### Technical Information

WARRANTY	Extended
WEIGHT	5.20 lb/2.36 kg
HID LIFESPAN	2,500 Hours
DIMENSIONS	7.00" x 5.50" x 4.75" 178 mm x 140 mm x 121 mm
INPUT VOLTAGE	9-32V DC
IP RATING	IP-65
VIBRATION RATING	8.6 G
OPERATING TEMP	-40 Celsius ~ +85 Celsius

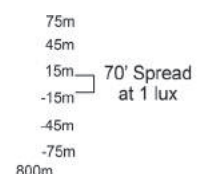
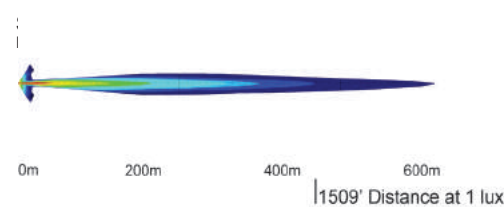
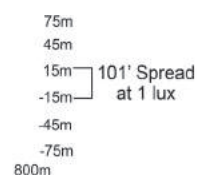

### Features

- Weatherproof Deutsch Connector with Plug-and-Play Harness
- Borosilicate Hardened Lens
- Black Street Legal Cover Included
- Internal Ballast and Starter
- Knurled Aiming Knobs



### Euro Beam

Data for HID-5700 Shown



## 5" HID LIGHT

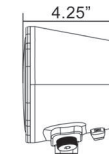
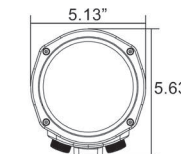
**Offroad HID Light with Internal Ballast and Starter**



HID-4500 Shown

### HID Offroad Light Series

Trusted by racers and race enthusiasts alike, the HID Series from Vision X won the Baja 1000 its first time out, and hasn't looked back since.



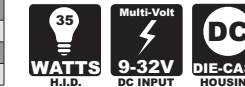
ITEM # EURO	HID-4500
PART # (Stock Code)	4004542
ITEM # FLOOD	HID-4501
PART # (Stock Code)	4004559
ITEM # SPOT	HID-4502
PART # (Stock Code)	4004566
WATTAGE	35 Watt HID
RAW LUMENS	3,500 lm
EFFECTIVE LUMENS	2,450 lm
AMP DRAW (12V)	4.17A

### Technical Information

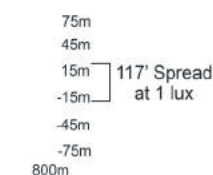

WARRANTY	Extended
WEIGHT	3.55 lb/1.61 kg
HID LIFESPAN	2,500 Hours
DIMENSIONS	5.13" x 5.63" x 4.25" 130 mm x 143 mm x 108 mm
INPUT VOLTAGE	9-32V DC
IP RATING	IP-65
VIBRATION RATING	8.6 G
OPERATING TEMP	-40 Celsius ~ +85 Celsius

### Features

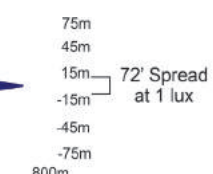

- Weatherproof Deutsch Connector with Plug-and-Play Harness
- Borosilicate Hardened Lens
- Black Street Legal Cover Included
- Internal Ballast and Starter
- Knurled Aiming Knobs



### Euro Beam



### Spot Beam





### HID WORK LIGHTING FOR COMMERCIAL AND INDUSTRIAL



**All Internal Electronics**

Vision X HID incorporates the ballast and starter directly into the light housing. This reduces the number of components, simplifies installation increases ease of use. The ballast component converts a 12 volt power input into the 32,000 volts needed by the light to operate while the starter fires off the bulb. Vision X has 35 watt (3,500 lumen), 50 watt (5,000 lumen) and 70 watt (7,000 lumen) ballasts available.

**Durable Work Lighting**

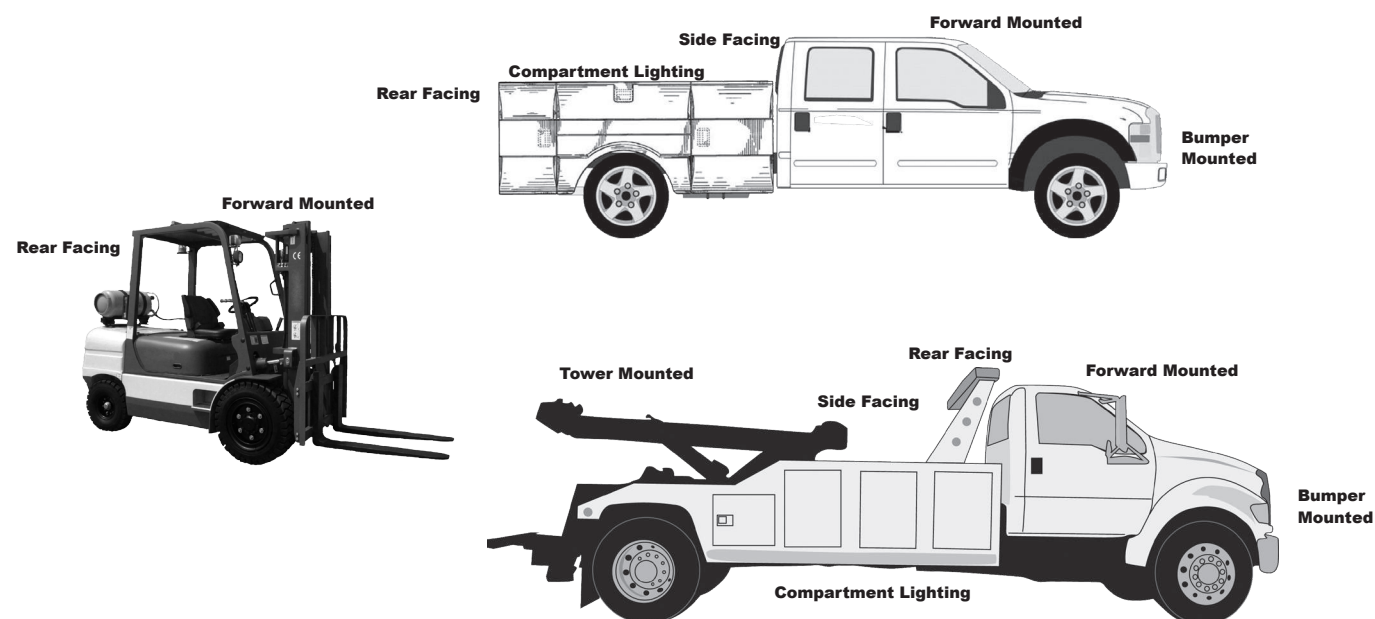
Multi-Volt input of 9-32 volts along with low startup draw help reduce wear on associated components. Hardened borosilicate glass lenses add protection from debris and rocks.

**High Impact Nylon Housing**

Vision X HID work Lights feature high impact nylon housings which provides durability and protection. The high-impact nylon housing provides an economical housing that will stand up to the tough conditions of any job.

**Longer Lifespan**

HID lasts 2,500 hours, over 6 times longer than halogen bulbs, to reduce maintenance and costs from bulb replacement and downtime.



## HID WORK LIGHTS





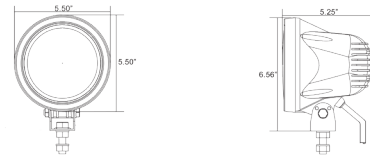
## 5.5" HID LIGHT

**HID Work Light with Internal Ballast and Starter**



HID-5500 Shown

**HID Work Light Series**  
 Durable and lightweight HID work lighting for commercial and industrial use.



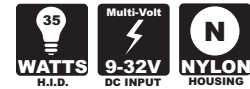
ITEM #	HID-5500	HID-5501	HID-5502
PART # (Stock Code)	4003729	4003392	4003743
BEAM PATTERN	Euro	Flood	Spot

### Technical Information

WARRANTY	Extended
RAW LUMENS	3,500 lm
EFFECTIVE LUMENS	2,450 lm
WEIGHT	1.90 lb/0.86 kg
HID LIFESPAN	2,500 Hours
DIMENSIONS	6.70" x 7.00" x 6.00" 170 mm x 178 mm x 152 mm
INPUT VOLTAGE	9-32V DC
AMP DRAW (12V)	2.92A
IP RATING	IP-65
VIBRATION RATING	8.6 G <sub>rms</sub>
OPERATING TEMP	-40 Celsius ~ +85 Celsius

### Features

- Weatherproof Deutsch Connector
- Borosilicate Hardened Lens
- Internal Ballast and Starter
- Hi-Impact Nylon Housing
- Single Stud Mount



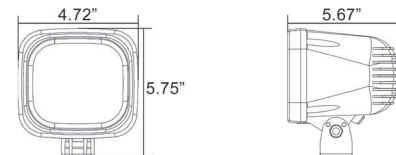
## 4" HID LIGHT

**HID Work Light with Internal Ballast and Starter**



HID-4400 Shown

**HID Work Light Series**  
 Durable and lightweight HID work lighting for commercial and industrial use.




ITEM #	HID-4400	HID-4401	HID-4411	HID-4402
PART # (Stock Code)	4003217	4003224	4003866	4003231
BEAM PATTERN	Euro	Vertical Flood	Horizontal Flood	Spot

### Technical Information

WARRANTY	Extended
WEIGHT	1.80 lb/0.82 kg
HID LIFESPAN	2,500 Hours
DIMENSIONS	4.72" x 5.75" x 5.67" 120 mm x 146 mm x 144 mm
INPUT VOLTAGE	9-32V DC
AMP DRAW (12A)	2.92A
IP RATING	IP-65
VIBRATION RATING	8.6 G <sub>rms</sub>
OPERATING TEMP	-40 Celsius ~ +85 Celsius

### Features

- Weatherproof Deutsch Connector
- Borosilicate Hardened Lens
- Internal Ballast and Starter
- Hi-Impact Nylon Housing
- Single Stud Mount



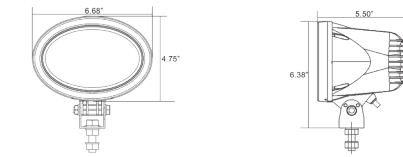
## 4" X 6" HID LIGHT

**HID Work Light with Internal Ballast and Starter**



HID-4601 Shown

**HID Work Light Series**  
 Durable and lightweight HID work lighting for commercial and industrial use.



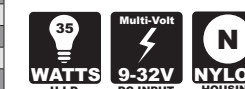
ITEM #	HID-4601
PART # (Stock Code)	4003385
BEAM PATTERN	Flood

### Technical Information

WARRANTY	Extended
RAW LUMENS	3,500 lm
EFFECTIVE LUMENS	2,450 lm
WEIGHT	1.40 lb/0.64 kg
HID LIFESPAN	2,500 Hours
DIMENSIONS	6.38" x 6.69" x 5.5" 162 mm x 170 mm x 140 mm
INPUT VOLTAGE	9-32V DC
AMP DRAW (12V)	2.92A
IP RATING	IP-65
VIBRATION RATING	8.6 G <sub>rms</sub>
OPERATING TEMP	-40 Celsius ~ +85 Celsius

### Features

- Weatherproof Deutsch Connector
- Borosilicate Hardened Lens
- Internal Ballast and Starter
- Hi-Impact Nylon Housing
- Single Stud Mount



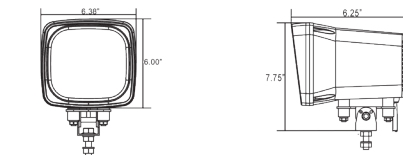
## 6" HID LIGHT

**HID Work Light with Internal Ballast and Starter**



HID-6601 Shown

**HID Work Light Series**  
 Durable HID work lighting with high-vibration suspension mounting for commercial and industrial use.



ITEM # FLOOD	HID-6601	HID-6601.70W
PART # (Stock Code)	4003408	4002401
WATTAGE	50 Watt	70 Watt

### Technical Information

WARRANTY	Extended
WEIGHT	1.80 lb/0.82 kg
HID LIFESPAN	2,500 Hours
DIMENSIONS	6.38" x 7.75" x 8.25" 162 mm x 197 mm x 210 mm
INPUT VOLTAGE	9-32V DC
IP RATING	IP-65
VIBRATION RATING	8.6 G <sub>rms</sub>
OPERATING TEMP	-40 Celsius ~ +85 Celsius

### Features

- Weatherproof Deutsch Connector
- Borosilicate Hardened Lens
- Internal Ballast and Starter
- Hi-Impact Nylon Housing
- Single Stud Mount



# HID ATV/UTV HEADLIGHTS



## ATV/UTV 35 WATT HID HEADLIGHT KITS

Retrofits Into OEM Headlight Housings



**HID ATV/UTV Headlight Series**  
Gain up to 300% more light than a factory bulb with retrofit kits which fit factory headlight housings.

Harness



ITEM #	HID-115E	HID-226E	HID-336E	HID-446E	HID-447E	HID-556E
PART # (Stock Code)	4002432	4002487	4002494	4002500	4002555	4002517
WARRANTY	Standard	Standard	Standard	Standard	Standard	Standard
APPLICATIONS	10+ Can-Am Commander	2006 Yamaha Rhino 08 1/2 Yamaha Rhino	07-08 Yamaha Rhino	Pre-07 Polaris Ranger	07+ Polaris Ranger	07-10 Polaris RZR


ITEM #	HID-557E	HID-886E	HID-887E	HID-888E	HID-996E
PART # (Stock Code)	4008748	4002524	4002548	4002531	4002449
WARRANTY	Standard	Standard	Standard	Standard	Standard
APPLICATIONS	11+ Polaris RZR	All Current Arctic Cat Models	04+ John Deere Gator	08-09 Kawasaki Teryx	10-11 Kawasaki Teryx

### Technical Information

WARRANTY	Standard
AVAILABLE HOUSING COLOR(S)	Polished
INCLUDES	2 Ballasts 2 Bulbs Relay Harness 2 Ballast Mounts Instructions
LUMENS	3,500 lm per bulb
WATTAGE	35
WEIGHT	4.88 lbs/2.21 kg
INPUT VOLTAGE	12V DC
AMP DRAW (12V)	3.8A

### Features

- Same Amp Draw as Factory 35 Watt Halogen Bulbs
- Weatherproof One-Piece Ballast & Starter
- Vehicle Specific Installation Instructions
- Plug and Play Relay Harness Standard
- 8000K Diamond White Beam Color
- Vehicle Specific Connectors





# HALOGEN LIGHTING





## VISION X HALOGEN ADVANTAGES

**COST SAVINGS | LONGER LIFESPAN | DURABLE BUILD**

### OFFROAD LIGHTING

#### 6061 ALUMINUM

The Offroad Tungsten-Halogen Series features rugged 6061 die-cast aluminum housings that protect against corrosion and provide unmatched strength.

#### HARDENED BOROSILICATE GLASS

Hardened borosilicate glass defends against oncoming debris and rocks while cutting down on lost stray light for protection and efficiency.

#### OVERSIZED GLASS GLOBE

The oversized glass globe used in the proprietary Vision X Tungsten-Halogen bulb provides better light output while dissipating heat better for a longer lifespan.

### HEADLIGHTS

#### INCREASED BRIGHTNESS

Increase brightness by up to 50% with the Vision X headlight series. Vision X headlights provide a superwhite, more natural light for increased visibility and safety. With three lines to choose from, we offer the perfect mix of cost and performance for any driver.

#### SEALED BEAMS

Vision X offers sealed beam OEM replacements that increase output and fit into the factory housing. Upgrade or replace the highlight housings on classic vehicles, Jeeps or motorcycles for up to 50% more light.

### WORK LIGHTING

#### HIGH-IMPACT NYLON

High-Impact Nylon housings provide for economical, lightweight housings on all Vision X Tungsten-Halogen work lighting that ensures strength and longevity.

#### HARDENED BOROSILICATE GLASS

Hardened borosilicate glass defends against oncoming debris and rocks while cutting down on lost stray light for protection and efficiency.

#### WEATHERPROOF DEUTSCH CONNECTORS

The use of weatherproof deutsch connectors ensures a durable and resilient connector for the work light series.

### FOG LIGHTING

#### FOUL WEATHER VISIBILITY


Fog lighting works to light the roadway while reducing glare back at the driver that occurs with the use of high beams or other driving beams in fog. By lighting up the road from a lower mounting point, driver safety and visibility will be dramatically increased.

#### WIDE BEAM

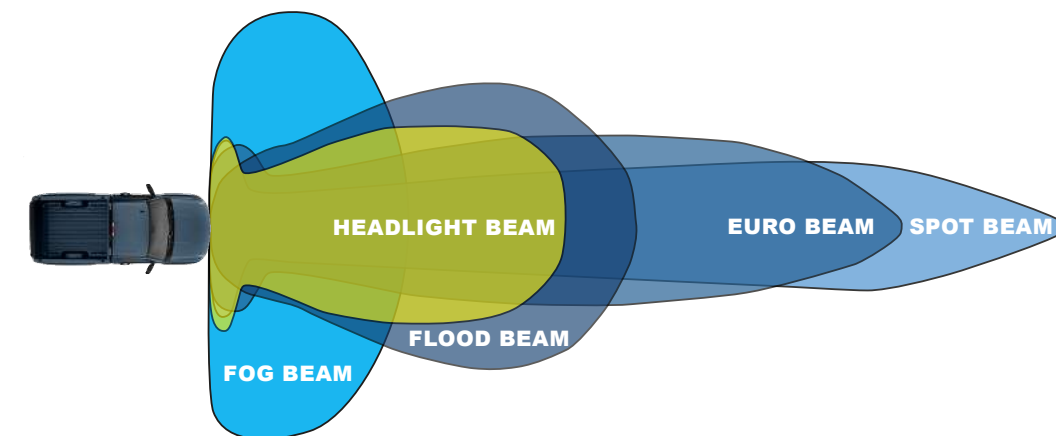
Wide beam reflectors increase periphery visibility for better overall vehicle lighting and safety.

### Upgradeable to HID

The Vision X Tungsten Halogen Work and Offroad Lighting Series utilize the same housings as their HID counterparts. This enables any of these lights to be upgraded to HID at anytime. Vision X sells the ballast, starter and bulb package to allow you to easily upgrade in the future.



### Available Beam Patterns



### Halogen Item Number Explanation

Class	Series	Halogen	Beam Pattern
VX	85	1	2
Halogen Classes	Series	Halogen	Beam Pattern
VX	Vision X Halogen	1*	Halogen Designation
	85	0	Euro/Driving
	80	1	Flood
	65	2	Spot
	60		
	57		
	55		
	45		
	44		
	8		
	5		
	2		
	119		
	F55		
	L3		



**HALOGEN RACE LIGHTING  
RACE TESTED AND PROVEN**

**Tungsten-Halogen Bulb Filament**

The Tungsten Halogen Series utilizes an exclusive, proprietary filament which is engineered to last longer and perform better than the common H3 standard filament. Using stronger materials with more spread for heat dissipation allowed for by the oversized glass bulb, the Tungsten Halogen Series lasts longer due to the long lifespan of the filament.



Vision X Tungsten Halogen Bulb Filament



Standard H3 Bulb Filament

**Tungsten-Halogen Oversized Glass Bulb**

Vision X Tungsten Halogen takes halogen to new levels. Our technology is centered around a proprietary halogen bulb that provides more light. Designed with an oversized glass globe, the bulb dissipates heat better and prolongs the life of the filament longer than standard halogen.



Vision X Tungsten Halogen Bulb

Standard H3 Bulb

**Durable Build Quality**

Vision X Tungsten Halogen features the same die-cast aluminum housings as the HID Series, which has been trusted by off road racers and enthusiasts since 2005. In addition to the die-cast aluminum housing, the lights also feature a borosilicate hardened glass lens for increased protection, a weatherproof deutsch connector 15° adjustable knurled aiming knobs.

**Black Street Legal Cover**

The Tungsten Halogen Series lights and VX-6010 Series come standard with street legal black covers. These covers black out the lights for protection in day time and make the lights street legal when driving to and from your offroading site.



**HALOGEN OFFROAD LIGHTS**





## 8.7" HALOGEN LIGHT

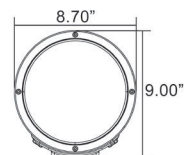
### VX-8510 Tungsten Halogen Light



VX-8510 Shown

#### Halogen Off Road Light Series

Tungsten Halogen filament in the Vision X Halogen Series die-cast aluminum housing for off road use.



ITEM #	VX-8510	VX-8512
PART # (Stock Code)	4000698	400711
BEAM PATTERN	Euro	Spot

#### Technical Information

WARRANTY	Extended
RAW LUMENS	1,800 lm
WATTAGE	100
WEIGHT	6.25 lb/2.83 kg
HALOGEN BULB LIFESPAN	400 Hours
DIMENSIONS	8.70" x 9.00" x 5.25" 221 mm x 229 mm x 133 mm
INPUT VOLTAGE	12V DC
AMP DRAW (12V)	8.33A
IP RATING	IP-65
VIBRATION RATING	8.6 G <sub>rms</sub>
OPERATING TEMP	-40 Celsius ~ +85 Celsius

#### Features

- Weatherproof Deutsch Connector with Plug-and-Play Harness
- Euro Beam VX-8510 Model Is E-Mark Approved
- Heavy Duty Filament for Longer Bulb Life
- Hardened Borosilicate Glass Lens
- Die-Cast Aluminum Housing
- Upgradable to HID
- Single Stud Mount



## 6" HALOGEN LIGHT

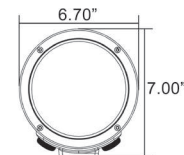
### VX-6510 Tungsten Halogen Light



VX-6510 Shown

#### Halogen Off Road Light Series

Tungsten Halogen filament in the Vision X Halogen Series die-cast aluminum housing for off road use.



ITEM #	VX-6510	VX-6511	VX-6512
PART # (Stock Code)	4000636	4000650	4000674
BEAM PATTERN	Euro	Flood	Spot

#### Technical Information

WARRANTY	Extended
RAW LUMENS	1,800 lm
WATTAGE	100
WEIGHT	4.05 lb/1.84 kg
HALOGEN BULB LIFESPAN	400 Hours
DIMENSIONS	6.70" x 7.00" x 6.00" 170 mm x 178 mm x 152 mm
INPUT VOLTAGE	12V DC
AMP DRAW (12V)	8.33A
IP RATING	IP-65
VIBRATION RATING	8.6 G <sub>rms</sub>
OPERATING TEMP	-40 Celsius ~ +85 Celsius

#### Features

- Weatherproof Deutsch Connector with Plug-and-Play Harness
- Euro Beam VX-6510 Model Is E-Mark Approved
- Heavy Duty Filament for Longer Bulb Life
- Hardened Borosilicate Glass Lens
- Die-Cast Aluminum Housing
- Upgradable to HID
- Single Stud Mount



## 5" X 7" HALOGEN LIGHT

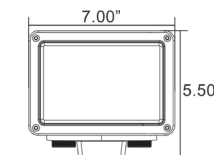
### VX-5710 Tungsten Halogen Light



VX-5710 Shown

#### Halogen Off Road Light Series

Tungsten Halogen filament in the Vision X Halogen Series die-cast aluminum housing for off road use.



ITEM #	VX-5710	VX-5711	VX-5712
PART # (Stock Code)	4000575	4000599	4000612
BEAM PATTERN	Euro	Flood	Spot

#### Technical Information

WARRANTY	Extended
RAW LUMENS	1,800 lm
WATTAGE	100
WEIGHT	4.85 lb/2.2 kg
HALOGEN BULB LIFESPAN	400 Hours
DIMENSIONS	7.00" x 5.50" x 4.75" 178 mm x 140 mm x 121 mm
INPUT VOLTAGE	12V DC
AMP DRAW (12V)	8.33A
IP RATING	IP-65
VIBRATION RATING	8.6 G <sub>rms</sub>
OPERATING TEMP	-40 Celsius ~ +85 Celsius

#### Features

- Weatherproof Deutsch Connector with Plug-and-Play Harness
- Heavy Duty Filament for Longer Bulb Life
- Hardened Borosilicate Glass Lens
- Die-Cast Aluminum Housing
- Upgradable to HID
- Single Stud Mount



## 5" HALOGEN LIGHT

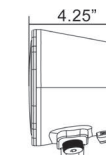
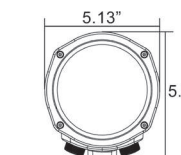
### VX-4510 Tungsten Halogen Light



VX-4510 Shown

#### Halogen Off Road Light Series

Tungsten Halogen filament in the Vision X Halogen Series die-cast aluminum housing for off road use.



ITEM #	VX-4510	VX-4511	VX-4512
PART # (Stock Code)	4000551	4000735	4000568
BEAM PATTERN	Euro	Flood	Spot

#### Technical Information

WARRANTY	Extended
RAW LUMENS	1,800 lm
WATTAGE	100
WEIGHT	3.2 lb/1.45 kg
HALOGEN BULB LIFESPAN	400 Hours
DIMENSIONS	5.13" x 5.63" x 4.25" 130 mm x 143 mm x 108 mm
INPUT VOLTAGE	12V DC
AMP DRAW (12V)	8.33A
IP RATING	IP-65
VIBRATION RATING	8.6 G <sub>rms</sub>
OPERATING TEMP	-40 Celsius ~ +85 Celsius

#### Features

- Weatherproof Deutsch Connector with Plug-and-Play Harness
- Heavy Duty Filament for Longer Bulb Life
- Hardened Borosilicate Glass Lens
- Die-Cast Aluminum Housing
- Upgradable to HID
- Single Stud Mount



## 6.7" HALOGEN LIGHT

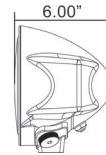
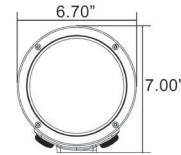
### VX-6504 Tungsten Halogen Light



VX-6504 Shown

#### Halogen High Low Series

The High Low Beam Light uses a H4 bulb capable of switching between high and low output for controlled beam intensity.



ITEM #	VX-6504
PART # (Stock Code)	4002975
BEAM	Hi/Lo

#### Technical Information

WARRANTY	Extended
RAW LUMENS	1,800 lm
WATTAGE	100
WEIGHT	4.05 lb/1.84 kg
HALOGEN BULB LIFESPAN	400 Hours
DIMENSIONS	6.70" x 7.00" x 6.00" 170 mm x 178 mm x 152 mm
INPUT VOLTAGE	12V DC
AMP DRAW (12V)	8.33A
IP RATING	IP-65
VIBRATION RATING	8.6 G <sub>rms</sub>
OPERATING TEMP	-40 Celsius ~ +85 Celsius

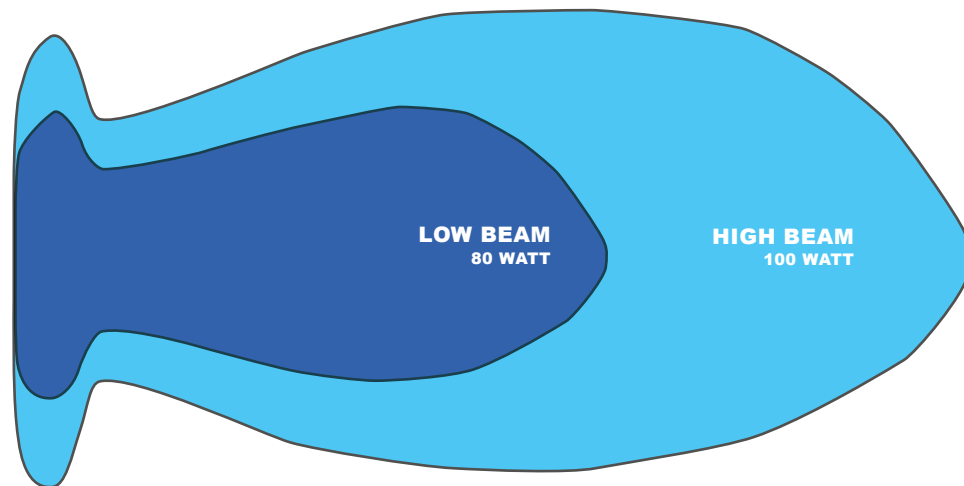
#### Features

- Dual Filament 180 Watt High/Low H4 Bulb
- Heavy Duty Filament for Longer Bulb Life
- Hardened Borosilicate Glass Lens
- Hi-Impact Nylon Housing
- Upgradable to HID
- Single Stud Mount



#### High/Low Beam

The high low beam allows for controlled output from the same bulb and housing. The H4 bulb produces both high and low beams.



## 8" HALOGEN LIGHT

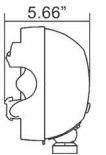
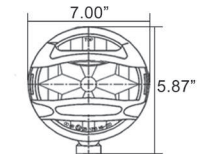
### VX-8010 Halogen Bumper Light Set



VX-8010C Shown

#### Halogen Automotive Series

Designed for use on bumper bars and light racks to add light to Jeeps, Trucks and SUVs.



ITEM #	VX-8010C
PART # (Stock Code)	4000445
HOUSING	Chrome

#### Technical Information

WARRANTY	Standard
WATTAGE	100
WEIGHT	3.10 lb/1.41 kg
HALOGEN BULB LIFESPAN	250 Hours
DIMENSIONS	7.00" x 5.87" x 5.66" 178 mm x 149 mm x 144 mm
INPUT VOLTAGE	12V DC
AMP DRAW (12V)	8.33A

#### Features

- Superwhite Bulb for Improved Performance
- Adjustable Single Stainless Stud Mount
- Wiring Harness Included
- X Rock Guard Included



## 6" HALOGEN LIGHT

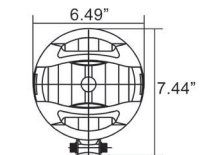
### VX-6010 Halogen Bumper Light Set



VX-6010C Shown

#### Halogen Automotive Series

Designed for use on bumper bars and light racks to add light to Jeeps, Trucks and SUVs.



ITEM #	VX-6010	VX-6010C	VX-T9000B
PART # (Stock Code)	4000414	4000421	4000537
HOUSING	Black	Chrome	Black with Rock Guard

#### Technical Information

WARRANTY	Standard
WATTAGE	100
WEIGHT	1.50 Lbs/0.68 kg
HALOGEN BULB LIFESPAN	250 Hours
DIMENSIONS	6.49" x 7.44" x 4.20" 165 mm x 189 mm x 107 mm
INPUT VOLTAGE	12V DC
AMP DRAW (12V)	8.33A

#### Features

- Superwhite Bulb for Improved Performance
- Adjustable Single Stainless Stud Mount
- Wiring Harness Included
- X Rock Guard Included





# HALOGEN WORK LIGHTING



## HALOGEN WORK LIGHTING FOR COMMERCIAL AND INDUSTRIAL



100 Watt Bulb Comparison

Vision X Tungsten Halogen Bulb

Standard H3 Bulb

### Durable Work Lighting

Vision X Halogen Work Lights offer an affordable way to add lighting to your work vehicle. Sturdy mounting equipment and nylock nuts create stable mounting even in environments prone to vibration.

### High Impact Nylon Housing

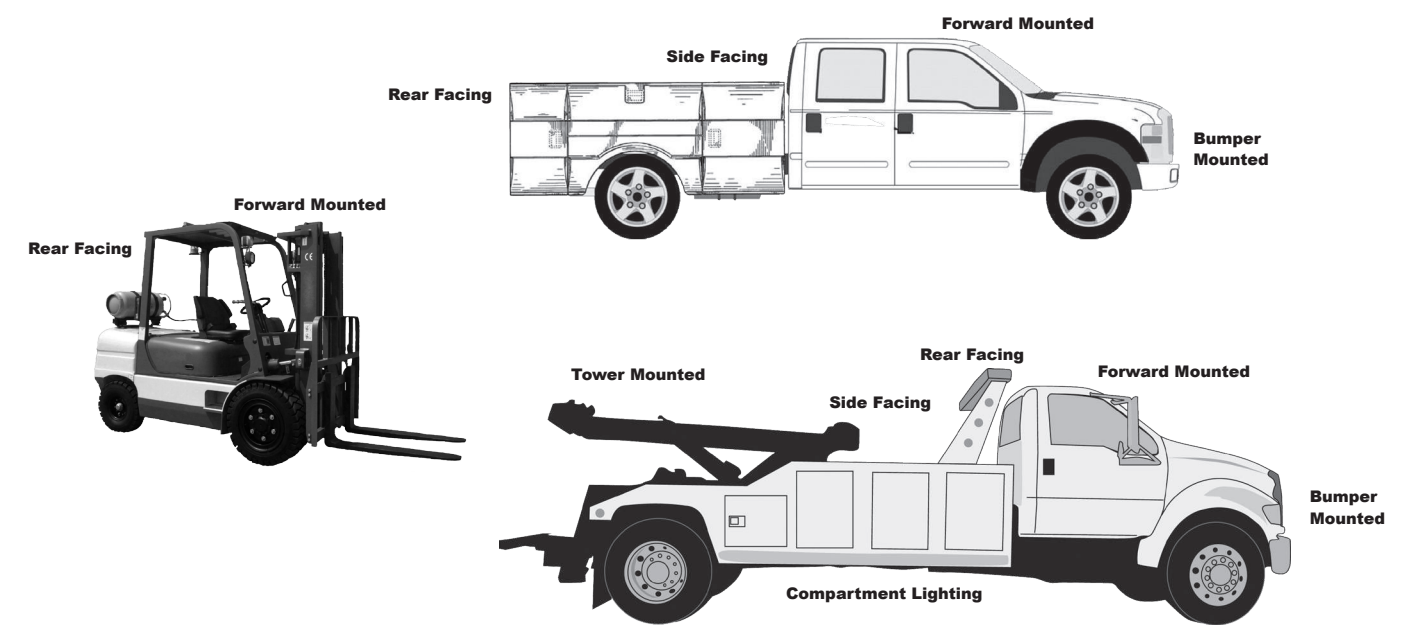
Vision X Halogen work Lights feature high impact nylon housings which provides durability and protection. The high-impact nylon housing provides an economical housing that will stand up to the tough conditions of any job.

### Longer Lifespan

When compared to other halogen on the market, Vision X Halogen Work Lighting last longer with a lifespan of 400 hours. This is over 60% longer than traditional H3 halogen bulbs.

### Oversized Halogen Bulb

Vision X uses an oversized tungsten halogen bulb which reduces heat output helping the bulb last longer and shine brighter.





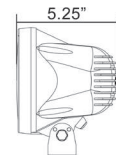
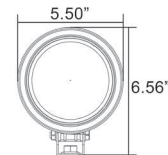
## 5" HALOGEN LIGHT

### VX-5510 Tungsten Halogen Light



VX-5510 Shown

**Halogen Work Light Series**  
 Tungsten Halogen filament in the Vision X Halogen Series Hi-Impact Nylon housing for commercial and industrial applications.



ITEM #	VX-5510	VX-5511	VX-5512
PART # (Stock Code)	4000506	4003859	4004580
BEAM PATTERN	Euro	Flood	Spot

#### Technical Information

WARRANTY	Extended
RAW LUMENS	1,800 lm
WATTAGE	100
WEIGHT	1.50 lb/0.68 kg
HALOGEN BULB LIFESPAN	400 Hours
DIMENSIONS	5.50" x 6.56" x 5.25" 140 mm x 167 mm x 133 mm
INPUT VOLTAGE	12V DC
AMP DRAW (12V)	8.33A
IP RATING	IP-65
VIBRATION RATING	8.6 G <sub>rms</sub>
OPERATING TEMP	-40 Celsius ~ +85 Celsius

#### Features

- Heavy Duty Filament for Longer Bulb Life
- Hardened Borosilicate Glass Lens
- Weatherproof Deutsch Connector
- Hi-Impact Nylon Housing
- Upgradable to HID
- Single Stud Mount



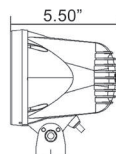
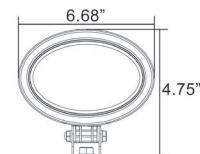
## 4" X 6" HALOGEN LIGHT

### VX-4610 Tungsten Halogen Light



VX-4611 Shown

**Halogen Work Light Series**  
 Tungsten Halogen filament in the Vision X Halogen Series Hi-Impact Nylon housing for commercial and industrial applications.



ITEM #	VX-4611
PART # (Stock Code)	4003842
BEAM PATTERN	Flood

#### Technical Information

WARRANTY	Extended
RAW LUMENS	1,800 lm
WATTAGE	100
WEIGHT	1.55 lb/0.70 kg
HALOGEN BULB LIFESPAN	400 Hours
DIMENSIONS	6.38" x 6.69" x 5.50" 162 mm x 170 mm x 140 mm
INPUT VOLTAGE	12V DC
AMP DRAW (12V)	8.33A
IP RATING	IP-65
VIBRATION RATING	8.6 Grms
OPERATING TEMP	-40 Celsius ~ +85 Celsius

#### Features

- Weatherproof Deutsch Connector
- Heavy Duty Filament for Longer Bulb Life
- Hardened Borosilicate Glass Lens
- Hi-Impact Nylon Housing
- Upgradable to HID
- Single Stud Mount



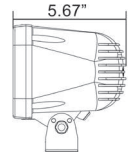
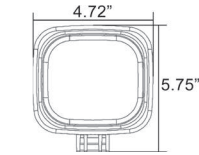
## 4" HALOGEN LIGHT

### VX-4410 Tungsten Halogen Light



VX-4410 Shown

**Halogen Work Light Series**  
 Halogen filament in the Vision X HID Series Hi-Impact Nylon housing for commercial and industrial applications.



ITEM #	VX-4410	VX-4401	VX-4411	VX-4412
PART # (Stock Code)	4004009	4003828	4003835	4004573
BEAM PATTERN	Euro	Vertical Flood	Horizontal Flood	Spot

#### Technical Information

WARRANTY	Extended
RAW LUMENS	1,800 lm
WATTAGE	100
WEIGHT	1.55 lb/0.70 kg
HALOGEN BULB LIFESPAN	250 Hours
DIMENSIONS	6.38" x 6.69" x 5.50" 162 mm x 170 mm x 140 mm
INPUT VOLTAGE	12V DC
AMP DRAW (12V)	8.33A
IP RATING	IP-65
VIBRATION RATING	8.6 G <sub>rms</sub>
OPERATING TEMP	-40 Celsius ~ +85 Celsius


#### Features

- Weatherproof Deutsch Connector
- Hardened Borosilicate Glass Lens
- Hi-Impact Nylon Housing
- Upgradable to HID
- Single Stud Mount





**HALOGEN FOG LIGHTING  
FOG AND FOUL WEATHER LIGHTING**



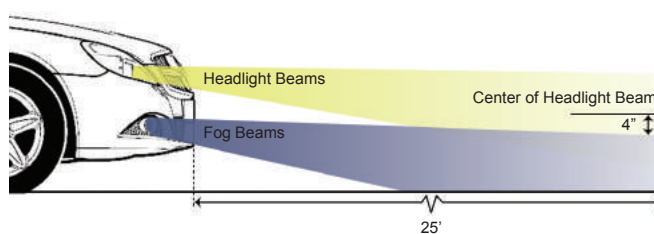
**Reduce Glare**  
Vision X Fog Lighting reduces glare back at the driver in foul weather conditions. Where headlight beams cut straight into the horizon, fog lighting is lower and lights up the road without causing light reflection back at the driver. This increases visibility and safety for the driver.

**Wide Beam**  
Vision X Halogen Fog Lights feature an extra wide beam to fully light the periphery for increased visibility and safety.

**Advanced Multi-Surface Reflector**  
Designed for wide beam spread, Vision X used an advanced multi-surface reflector for increased spread and intensity.

**Universal Wiring**  
Each fog light kit comes standard with a universal wiring harness and mounting hardware, which is not vehicle specific. This ensures easy wiring and installation. The kit also comes complete with a button switch for the interior of the car for easy fog light control.

- Proper aiming technique:**
1. Find a level surface 25' away from a flat surface like a wall.
  2. Turn on your headlights and mark the wall with tape at the center of each headlight beam.
  3. Turn off your headlights and turn on your Vision X fog lights. Do not move the vehicle.
  4. Adjust your fog lights so the top of the beam is 4" below the center mark you made from your headlights on the wall.
  5. Fog lights should be aimed straight forward never to the right or left.



**HALOGEN FOG LIGHTS**

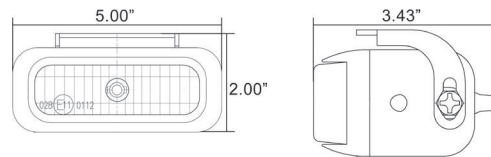
## 5" X 2" FOG LIGHT

### VX-2 Halogen Foul Weather Lamp



VX-2 Shown

**Fog Light Series**  
 Foul Weather Lamps that illuminate the road in fog and harsh weather.



ITEM #	VX-2	VX-2ION
PART # (Stock Code)	4000117	4000124
BEAM	Superwhite	Ion Yellow

#### Technical Information

WARRANTY	Standard
WATTAGE	55
WEIGHT	1.50 lb/0.68 kg
HALOGEN BULB LIFESPAN	250 Hours
DIMENSIONS	5.00" x 2.00" x 3.43" 127 mm x 51 mm x 87 mm
INPUT VOLTAGE	12V DC
AMP DRAW (12V)	4.58A

#### Features

- Reinforced Die-Cast Aluminum Housing
- Universal Mounting Hardware Included
- Superwhite Bulb for Increased Visibility
- Advanced Multi-Surface Reflector
- Wiring Harness Included

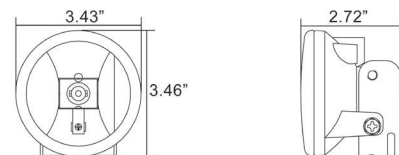
## 3.5" HALOGEN LIGHT

### VX-F55 Halogen Foul Weather Lamp



VX-F55 Shown

**Fog Light Series**  
 Foul Weather Lamps that illuminate the road in fog and harsh weather.



ITEM #	VX-F55
PART # (Stock Code)	4000049
BEAM	Superwhite

#### Technical Information

WARRANTY	Standard
WATTAGE	55
WEIGHT	2.20 lb/1 kg
HALOGEN BULB LIFESPAN	250 Hours
DIMENSIONS	3.43" x 3.46" x 2.72" 87 mm x 88 mm x 69 mm
INPUT VOLTAGE	12V DC
AMP DRAW (12V)	4.58A

#### Features

- Reinforced Die-Cast Aluminum Housing
- Universal Mounting Hardware Included
- Superwhite Bulb for Increased Visibility
- Advanced Multi-Surface Reflector
- Wiring Harness Included

## 4" FOG LIGHT

### VX-L3 Halogen Foul Weather Lamp



VX-L3 Shown

ITEM #	VX-L3
PART # (Stock Code)	4000544
BEAM	Superwhite

#### Technical Information

WARRANTY	Standard
WATTAGE	55
WEIGHT	2.40 lb/1.09 kg
HALOGEN BULB LIFESPAN	250 Hours
DIMENSIONS	4.0" x 4.0" x 2.37" 102 mm x 102 mm x 61 mm
INPUT VOLTAGE	12V DC
AMP DRAW (12V)	4.58A

#### Features

- Reinforced Die-Cast Aluminum Housing
- Universal Mounting Hardware Included
- Superwhite Bulb for Increased Visibility
- Advanced Multi-Surface Reflector
- Wiring Harness Included

## 4" X 2" FOG LIGHT

### VX-8 Halogen Foul Weather Lamp



VX-8 Shown

ITEM #	VX-8
PART # (Stock Code)	4000179
BEAM	Superwhite

#### Technical Information

WARRANTY	Standard
WATTAGE	55
WEIGHT	1.30 lb/ 0.59 kg
HALOGEN BULB LIFESPAN	250 Hours
DIMENSIONS	4.1" x 1.8" x 3.4" 104 mm x 46 mm x 86 mm
INPUT VOLTAGE	12V DC
AMP DRAW (12V)	4.58A

#### Features

- Reinforced Die-Cast Aluminum Housing
- Universal Mounting Hardware Included
- Superwhite Bulb for Increased Visibility
- Advanced Multi-Surface Reflector
- Wiring Harness Included

## 3" FOG LIGHT

### VX-5 Halogen Foul Weather Lamp



VX-5B Shown

ITEM #	VX-5	VX-5B
PART # (Stock Code)	4000148	4000292
HOUSING	Chrome	Black

#### Technical Information

WARRANTY	Standard
WATTAGE	55
WEIGHT	0.90 lb/0.41 kg
HALOGEN BULB LIFESPAN	250 Hours
DIMENSIONS	3.0" x 2.5" x 2.7" 76 mm x 64 mm x 69 mm
INPUT VOLTAGE	12V DC
AMP DRAW (12V)	4.58A

#### Features

- Reinforced Die-Cast Aluminum Housing
- Universal Mounting Hardware Included
- Superwhite Bulb for Increased Visibility
- Advanced Multi-Surface Reflector
- Wiring Harness Included

## 6" X 2" DUAL LIGHT

### VX-119 Halogen Foul Weather Lamp



VX-119 Shown

ITEM #	VX-119
PART # (Stock Code)	4000186
BEAM	Superwhite

#### Technical Information

WARRANTY	Standard
WATTAGE	55
WEIGHT	2.20 lb/1 kg
HALOGEN BULB LIFESPAN	250 Hours
DIMENSIONS	6" x 2.4" x 2.8" 152 mm x 61 mm x 71 mm
INPUT VOLTAGE	12V DC
AMP DRAW (12V)	4.58A

#### Features

- Reinforced Die-Cast Aluminum Housing
- Universal Mounting Hardware Included
- Superwhite Bulb for Increased Visibility
- Advanced Multi-Surface Reflector
- Wiring Harness Included



**HALOGEN HEADLIGHT REPLACEMENTS  
OR REPLACEMENT FOR BRIGHTER LIGHT OUTPUT**

BULB SERIES	Further Distance 	Increased Brightness 	PRODUCT DETAILS	COLOR TEMPERATURE	RELAY HARNESS SUGGESTED
<b>D Series</b> VX-D	35%	40%	<b>SUPERWHITE, BRIGHTER</b>	4300K	<b>NO</b>
<b>Premium Series</b> VX-H	40%	45%	<b>SUPERWHITE, BRIGHTEST</b>	4800K	<b>YES</b>
<b>Superwhite Series</b> VX-L	25%	30%	<b>SUPERWHITE, BRIGHT</b>	5300K	<b>NO</b>



**Headlight Replacement Bulbs**

Over time headlight bulbs dim, long before they burn out. Vision X provides three lines of headlight replacement bulbs to best suit your needs. Our bulbs are superwhite, not the standard orangy-yellow color, for a more natural light color that increases visibility, provides for better depth perception reduces eye fatigue. We offer bulbs for not only automotive, but also for bikes, ATV/UTV and snow mobiles.

**D Series**

The D Series line features a B1 coating to provide a superwhite light while still being fully DOT approved. This line features automotive bulbs that will shine brighter and further down the road than standard bulbs.

**Premium Series**

Available for both automotive and bikes, ATV/UTV and snow mobiles, this line provides the brightest light upgrade. Vision X recommends that an additional relay harness be used in conjunction with these bulbs because of the high wattage.

**Superwhite Series**

Available for both automotive and bikes, ATV/UTV and snow mobiles, increase visibility with more natural light color and brighter output than a standard bulb.

**Sealed Beams**

Vision X Sealed Beams provide a die-cast OEM replacement headlight featuring a borosilicate glass lens for your classic vehicle, Jeep, or motorcycle. With an advanced multi-surfaced reflector, Vision X sealed beam housings increase output while fitting various automotive models directly. Bulbs are sold separately, but fit directly for plug-and-play use. All Vision X sealed beams are DOT approved while giving you up to 50% more light output for your vehicle's low beam lighting.




**HEADLIGHT REPLACEMENT**

**5" X 7" SEALED BEAM**  
**OEM Replacement Headlight**



VX-57 Shown

**4" X 6" SEALED BEAM**  
**OEM Replacement Headlight**



VX-46 Shown

ITEM #	VX-57
PART # (Stock Code)	4004023
QUANTITY	Pair

ITEM #	VX-46
PART # (Stock Code)	4004016
QUANTITY	Pair

**Technical Information**

WARRANTY	Standard
BULB TYPE	H4 (Not Included)
VISION X BULB AVAILABLE	VX-DH4 / VX-LH4 / VX-HH4
OEM CROSS REFERENCE	H6054
DIMENSIONS	5.00" x 7.00" x 4.50" 127 mm x 178 mm x 114 mm
WEIGHT	3.40lb/1.54 kg
CERTIFICATION	DOT

**Technical Information**

WARRANTY	Standard
BULB TYPE	9007 (Not Included)
VISION X BULB AVAILABLE	VX-D9007 / VX-L9007 / VX-H9007
OEM CROSS REFERENCE	H4651/H4656
DIMENSIONS	4.00" x 6.00" x 4.25" 102 mm x 152 mm x 108 mm
WEIGHT	2.00 lb/ 0.91 kg
CERTIFICATION	DOT

**Features**

- Hardened Borosilicate Glass Lens
- High/Low Beam
- DOT Certified

**Features**

- Hardened Borosilicate Glass Lens
- High/Low Beam
- DOT Certified

**7" SEALED BEAM**  
**OEM Replacement Headlight**



VX-7RD Shown

**5.75" SEALED BEAM**  
**OEM Replacement Headlight**



VX-575 Shown

ITEM #	VX-7RD
PART # (Stock Code)	4004047
QUANTITY	Pair

ITEM #	VX-575
PART # (Stock Code)	40004030
QUANTITY	Pair

**Technical Information**

WARRANTY	Standard
BULB TYPE	H4 (Not Included)
VISION X BULB AVAILABLE	VX-DH4 / VX-LH4 / VX-HH4
OEM CROSS REFERENCE	H6017/H6024
DIMENSIONS	5.00" x 7.00" x 4.50" 127 mm x 178 mm x 114 mm
WEIGHT	3.40lb/1.54 kg
CERTIFICATION	DOT

**Technical Information**

WARRANTY	Standard
BULB TYPE	9007 (Not Included)
VISION X BULB AVAILABLE	VX-D9007 / VX-L9007 / VX-H9007
OEM CROSS REFERENCE	H5001/H5006
DIMENSIONS	5.75" x 5.75" x 3.13" 146 mm x 146 mm x 80 mm
WEIGHT	1.50 lb/0.68 kg
CERTIFICATION	DOT

**Features**

- Hardened Borosilicate Glass Lens
- High/Low Beam
- DOT Certified

**Features**

- Hardened Borosilicate Glass Lens
- High/Low Beam
- DOT Certified


**D SERIES PREMIUM WHITE HALOGEN BULBS**  
**D Series Premium Headlight Replacement Bulbs**



VX-D9004 Shown

**D Series Headlight Bulbs**  
 Superwhite DOT bulbs provide brighter output for further visibility and more natural light.

Vision X DOT Premium White Vs. Factory Bulbs



ITEM #	VX-D9004	VX-D9005	VX-D9006	VX-D9007	VX-DH1	VX-DH3
PART # (Stock Code)	4001527	4001534	4001558	4001572	4001589	4001596
REPLACES	9004	9005	9006	9007	H1	H3
WATTAGE	65/45 Watt	65 Watt	55 Watt	65/55 Watt	55 Watt	66 Watt
APPLICATION	Headlight Bulb	Headlight Bulb	Headlight Bulb	Headlight Bulb	Headlight Bulb	Headlight Bulb
FILAMENT	Dual Filament	Single Filament	Single Filament	Dual Filament	Single Filament	Single Filament

ITEM #	VX-DH4	VX-DH7	VX-DH10	VX-DH11	VX-DH13
PART # (Stock Code)	4001602	4001619	4001633	4001657	4001664
REPLACES	60/55 watt	55 Watt	42 Watt	H11	H13
WATTAGE	Headlight Bulb	Headlight Bulb	Fog Light Bulb	55 Watt	55/60 Watt
APPLICATION	Dual Filament	Single Filament	Single Filament	Headlight Bulb	Headlight Bulb
FILAMENT	Dual Filament	Single Filament	Single Filament	Single Filament	Dual Filament

**Technical Information**

WARRANTY	Standard
RAW LUMENS	900 lm
HALOGEN BULB LIFESPAN	250 Hours
INPUT VOLTAGE	12V DC
COATING	B1
COLOR TEMPERATURE	4300K

**Features**

- Superwhite Beam Creates Natural Light Color
- More Reflective Off Road Signs and Markers
- Better Depth Perception & Less Eye Fatigue
- DOT Approved Direct Factory Replacement
- Increased Headlight Performance

## PREMIUM WHITE HALOGEN BULBS

### Premium Headlight Replacement Bulbs



VX-HH4 Shown

#### Premium Series Headlight Bulbs

Superwhite bulbs provide brighter output for further visibility and more natural light.

Vision X Premium White Vs. Factory Bulbs



ITEM #	VX-H9004	VX-H9005	VX-H9006	VX-H9007	VX-H880	VX-H881
PART # (Stock Code)	4001152	4001169	4001176	4001183	4001398	4001404
REPLACES	9004	9005	9006	9007	880	881
WATTAGE	80/100 Watt	100 Watt	80 Watt	80/100 Watt	50 Watt	50 Watt
APPLICATION	Headlight Bulb	Headlight Bulb	Headlight Bulb	Headlight Bulb	Fog Light Bulb	Fog Light Bulb
FILAMENT	Dual Filament	Single Filament	Single Filament	Dual Filament	Single Filament	Single Filament

ITEM #	VX-H893	VX-HH1	VX-HH3	VX-HH4	VX-HH7	VX-HH9
PART # (Stock Code)	4001411	4001114	4001121	4001138	4001145	4001350
REPLACES	893	H1	H3	H4	H7	H9
WATTAGE	50 Watt	100 Watt	100 Watt	90/100 Watt	100 Watt	100 Watt
APPLICATION	Fog Light Bulb	Headlight Bulb	Headlight Bulb	Headlight Bulb	Headlight Bulb	Fog Light Bulb
FILAMENT	Single Filament	Single Filament	Single Filament	Dual Filament	Single Filament	Single Filament

ITEM #	VX-HH10	VX-HH11	VX-HH13
PART # (Stock Code)	4001374	4001381	4001336
REPLACES	H10	H11	H13
WATTAGE	80 Watt	80 Watt	80/100 Watt
APPLICATION	Fog Light Bulb	Headlight Bulb	Headlight Bulb
FILAMENT	Single Filament	Single Filament	Dual Filament

#### Technical Information

WARRANTY	Standard
RAW LUMENS	900 lm
HALOGEN BULB LIFESPAN	250 Hours
INPUT VOLTAGE	12V DC
COATING	B2
COLOR TEMPERATURE	4800K

#### Features

- Increased Wattage for Premium Performance
- More Reflective Off Road Signs and Markers
- Better Depth Perception & Less Eye Fatigue
- High Wattage for Increased Distance
- Relay Harness Suggested

## SUPERWHITE HALOGEN BULBS

### Superwhite Headlight Replacement Bulbs



VX-LH4 Shown

#### Superwhite Series Headlight Bulbs

Superwhite bulbs provide brighter output for further visibility and more natural light with direct factory replacement.

Vision X Superwhite Vs. Factory Bulbs



ITEM #	VX-L9004	VX-L9005	VX-L9005XS	VX-L9006	VX-L9006XS	VX-L9007
PART # (Stock Code)	4001053	4001060	4001091	4001077	4001107	4001084
REPLACES	9004	9005	9005XS	9006	9006XS	9007
WATTAGE	55/65 Watt	65 Watt	65 Watt	55 Watt	55 Watt	55/65 Watt
APPLICATION	Headlight Bulb	Headlight Bulb	Headlight Bulb	Headlight Bulb	Headlight Bulb	Headlight Bulb
FILAMENT	Dual Filament	Single Filament	Single Filament	Single Filament	Single Filament	Dual Filament

ITEM #	VX-L880	VX-L881	VX-L893	VX-LH1	VX-LH3	VX-LH4
PART # (Stock Code)	4001206	4001213	4001220	4001015	4001022	4001039
REPLACES	27 Watt	27 Watt	37.5 Watt	H1	H3	H4
WATTAGE	Fog Light Bulb	Fog Light Bulb	Fog Light Bulb	55 Watt	55 Watt	55/65 Watt
APPLICATION	Single Filament	Single Filament	Single Filament	Headlight Bulb	Headlight Bulb	Headlight Bulb
FILAMENT	Single Filament	Single Filament	Single Filament	Single Filament	Single Filament	Dual Filament

ITEM #	VX-LH7	VX-LH8	VX-LH9	VX-LH10	VX-LH11	VX-LH13
PART # (Stock Code)	4001046	4001367	4001343	4001237	4001190	4001244
REPLACES	H7	H8	H9	H10	H11	H13
WATTAGE	55 Watt	55 Watt	55 Watt	42 Watt	55 Watt	55/65 Watt
APPLICATION	Headlight Bulb	Headlight	Headlight Bulb	Fog Light Bulb	Headlight Bulb	Headlight Bulb
FILAMENT	Single Filament	Single Filament	Single Filament	Single Filament	Single Filament	Dual Filament

#### Technical Information

WARRANTY	Standard
RAW LUMENS	900 lm
HALOGEN BULB LIFESPAN	250 Hours
INPUT VOLTAGE	12V DC
COATING	B3
COLOR TEMPERATURE	5300K

#### Features

- Superwhite Beam Creates Natural Light Color
- More Reflective Off Road Signs and Markers
- Better Depth Perception & Less Eye Fatigue
- Increased Headlight Performance
- Direct Factory Replacement



# ACCENT LIGHTING



## KEY FACTS

### Rock Lighting

Durable weatherproof housing pods that are low profile make the Tantrum Kit the go to for rock and under carriage lighting.

### Multi-Speed Scanning

The Tantrum Master Controller allows flashing and scanning controls to follow along to a beat, flash in sequence, or solid on operation.

### Remote Control

Control the light Pods without being near the control panel. The wireless remote gives your full control from outside the vehicle.

### Cigarette Lighter Adapter

Power the Tantrum Kit without hard wiring if desired. A cigarette adaptor comes standard with every kit.



## TANTRUM LED POD KIT

### Rugged LED Strobe or Rock Light Kit

### Tantrum LED Kit

LED lighting for undercarriage or accent lighting for strobe or rock lighting applications.



HIL-STB Shown

ITEM #	HIL-STA	HIL-STB	HIL-STG	HIL-STM	HIL-STR	HIL-STW
PART # (Stock Code)	4005662	4005372	4005396	4005679	4005389	4005419
COLOR	Amber	Blue	Green	RGB	Red	White

### Technical Information

WARRANTY	Standard
EACH KIT INCLUDES	8 Pods Master Controller Built In Microphone Wireless Remote Mounting Hardware
INPUT VOLTAGE	12V DC
AMP DRAW	0.67A
POD DIAMETER	1.25"/31.75mm

### Features

- Multi-Speed Scanning and Flash Control
- Weatherproof Housing for All Conditions
- Cigarette Lighter Adapter Included
- No Ballasts, Bulbs or Lens
- Wireless Remote



Undercarriage Lighting



Compact, Fit-Anywhere Design



Perfect for Rock or Accent Lighting

## KEY FACTS

### Under Carriage Lighting

Durable weatherproof housing tubes with low profile mounting make the Flex-Motion the go to for under carriage lighting.

### Multi-Speed Scanning

The Flex Motion Master Controller allows flashing and scanning controls to follow along to a beat, flash in sequence, or solid on operation.

### Remote Control

Control the light output without being near the control panel. The wireless remote gives your full control from outside the vehicle.

### Cigarette Lighter Adapter


Power the Flex Motion Under Car Kit without hard wiring if desired. A cigarette adaptor comes standard with every kit.

## FLEX-MOTION LED UNDER CAR KITS

### Under Carriage LED Accent Lighting

### Flex-Motion LED Under Car Kits

Under Carriage lighting in a variety of colors with strobe functionality and remote control for interior or exterior use.



HIL-UBLUE Shown

ITEM #	HIL-UBLUE	HIL-UMULTI	HIL-URED	HIL-UWHITE
PART # (Stock Code)	4005020	4005013	4005037	4005624
COLOR	Blue	RGB	Red	White

### Technical Information

WARRANTY	Standard
EACH KIT INCLUDES	2 - 3' Bars 2 - 4' Bars Master Controller Wireless Remote Plug & Play Installation Cigarette Lighter Adapter Built in Microphone Mounting Hardware
INPUT VOLTAGE	12V DC

### Features

- Master Controller Mimics LED Patterns and Color in Real Time
- Built in Reflector Ensures Spotless Illumination
- For Use On Interior Or Exterior of Vehicle
- No Glass Components to Break
- Wireless Remote



## MINI LED BAR TWIN PACKS 6" & 12"

Accent Tube Lighting



HIL-M6G Shown

### Mini Motion LED Kit

LED lighting for undercarriage and/or accent lighting for strobe applications with a rigid housing.

ITEM # 6" TUBE	HIL-M6B	HIL-M6G	HIL-M6M	HIL-M6R
PART # (Stock Code)	4005112	4005136	4005150	4005129
LENGTH	6"/152 mm	6"/152 mm	6"/152 mm	6"/152 mm
COLOR	Blue	Green	RGB	Red

ITEM # 12" TUBE	HIL-M12B	HIL-M12G	HIL-M12M	HIL-M12R
PART # (Stock Code)	4005068	4005082	4005105	4005075
LENGTH	12"/305 mm	12"/305 mm	12"/305 mm	12"/305 mm
COLOR	Blue	Green	RGB	Red

### Technical Information

WARRANTY	Standard
HOUSING	Acrylic
INPUT VOLTAGE	12V DC
AMP DRAW	0.31A
LED Type	5mm

### Features

- Multi-Speed Scanning and Flash Control
- Cigarette Lighter Adapter Included
- No Ballasts, Bulbs or Lens

## FLEX MOTION BAR TWIN PACKS 6" & 12"

Accent Tube Lighting



HIL-FM12B Shown

### Flex Motion LED Kit

LED lighting for undercarriage and/or accent lighting for strobe applications with a flexible housing.

ITEM # 6" TUBE	HIL-FM6B	HIL-FM6G	HIL-FM6M	HIL-FM6R	HIL-FM6W
PART # (Stock Code)	4005525	4005549	4005563	4005532	4005921
LENGTH	6"/152 mm	6"/152 mm	6"/152 mm	6"/152 mm	6"/152 mm
COLOR	Blue	Green	RGB	Red	White

ITEM # 12" TUBE	HIL-FM12B	HIL-FM12G	HIL-FM12M	HIL-FM12R	HIL-FM12W
PART # (Stock Code)	4005570	4005594	4005617	4005587	4005945
LENGTH	12"/305 mm	12"/305 mm	12"/305 mm	12"/305 mm	12"/305 mm
COLOR	Blue	Green	RGB	Red	White

### Technical Information

WARRANTY	Standard
HOUSING	Acrylic
INPUT VOLTAGE	12V DC
AMP DRAW	0.31A
LED Type	5mm

### Features

- Multi-Speed Scanning and Flash Control
- Cigarette Lighter Adapter Included
- No Ballasts, Bulbs or Lens

## LED BUGGY WHIP LIGHT

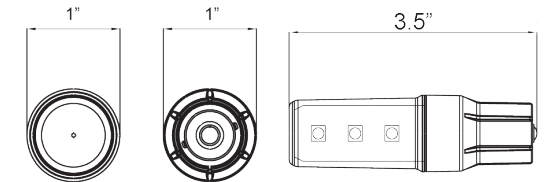
Upgraded Durable Whip Light Replacement



CXA-BA15SW Shown

### LED Buggy Whip Light

Safety indicator utilizing high powered LEDs to be seen from any direction.



ITEM #	CXA-BA15SA	CXA-BA15SB	CXA-BA15SG	CXA-BA15SR	CXA-BA15SW
PART # (Stock Code)	9130279	9130453	9130811	9130545	9130637
LED COLOR	Amber	Blue	Green	Red	White

### Technical Information

WARRANTY	Extended
AVAILABLE HOUSING COLOR	Black
RAW LUMENS	150 lm
EFFECTIVE LUMENS	137 lm
WATTAGE	1.5
DIMENSIONS	3.49" x 1.00" x 1.00" 89 mm x 25 mm x 25 mm
INPUT VOLTAGE	9-32V DC
AMP DRAW (12V)	0.13A
OPERATING TEMP	-40 Celsius ~ +60 Celsius
WEIGHT	0.05 lb/0.02 kg
LED LIFESPAN	30,000 Hours

### Features

- Built to Withstand the Harshest of Environments
- Integrated BA15S Mounting and Power Base
- Die-Cast Aluminum Base
- 30,000 Hour Lifespan
- Polycarbonate Lens

## TRUCK BED LED LIGHT KIT

LED Accent Lighting for Truck Bed



HIL-UTRUCK4W Shown

### Truck Bed Lighting Kits

LED truck bed kit for even, bright light spread for added bed illumination.



ITEM #	HIL-TRUCK3W	HIL-TRUCK4W
PART # (Stock Code)	4008885	4008892
COLOR	White	White
LENGTH	3'/914 mm	4'/1219 mm

### Technical Information

WARRANTY	Standard
EACH KIT INCLUDES	6 Mounting Tabs 8 Zip Ties 2 Power Taps 1 Power Connector 1 LED Light
INPUT VOLTAGE	12V DC

### Features

- Easy to Bend it to Fit Any Contour During Installation
- Can Be Used As Approach Lighting Under Nerf Bars
- Sleek Design Fits Under Bed Rails or in Tool Boxes
- Wire to Courtesy Lights for Wireless Operation
- No Glass Components to Break

## UNIVERSAL LED PRO PODS

LED Lighting For Any Application



XIL-PDW Shown

### LED Pro Light Pod

Rugged LED Pro Pod with an upgraded durable housing for professional grade applications and increased light output.

ITEM #	XIL-PDA	XIL-PDB	XIL-PDG	XIL-PDR	XIL-PDW
PART # (Stock Code)	9136219	9136301	9136394	9136486	9136127
COLOR	Amber	Blue	Green	Red	White

### Technical Information

WARRANTY	Extended
HOUSING	Aluminum
RAW LUMENS	140 lm
WEIGHT	0.20 lb/0.09 kg
POD DIAMETER	1.76"/44.7 mm
INPUT VOLTAGE	9-32V DC
AMP DRAW	0.17A
IP RATING	IP-68

### Features

- Weatherproof Housing for All Conditions
- 10' Cord With Simple 2 Wire Install
- Impact Resistant PC Lens

## UNIVERSAL LED PODS

LED Lighting For Any Application



HIL-DW Shown

### LED Light Pod

Rugged LED Pod for dome light applications or other universal uses.

ITEM #	HIL-DA	HIL-DB	HIL-DG	HIL-DR	HIL-DW
PART # (Stock Code)	4004078	4004139	4004146	4004061	4004054
COLOR	Amber	Blue	Green	Red	White

### Technical Information

WARRANTY	Standard
HOUSING	Aluminum
INPUT VOLTAGE	12V DC
AMP DRAW	0.08A
POD DIAMETER	1.25"/31.75mm

### Features

- Weatherproof Housing for All Conditions
- 10' Cord With Simple 2 Wire Install
- Impact Resistant Acrylic Lens

## SINGLE POD BILLET MOUNT

Accent Billet Mount Pod Lighting



HIL-DLFW Shown

### Billet Mount Pods

Billet Pod Mounts for flush or tube mounting to add extra auxiliary or accent lighting.

ITEM # TUBE	HIL-DLA	HIL-DLB	HIL-DLG	HIL-DLR	HIL-DLW
PART # (Stock Code)	4004849	4004856	4004863	4004887	4005839
COLOR	Amber	Blue	Green	Red	White
TYPE	Billet Tube Pod	Billet Tube Pod	Billet Tube Pod	Billet Tube Pod	Billet Tube Pod

ITEM # FLUSH	HIL-DLFA	HIL-DLFB	HIL-DLFG	HIL-DLFR	HIL-DLFW
PART # (Stock Code)	4004955	4004962	4004979	4004993	4005006
COLOR	Amber	Blue	Green	Red	White
TYPE	Flush Billet Pod	Flush Billet Pod	Flush Billet Pod	Flush Billet Pod	Flush Billet Pod

### Technical Information

WARRANTY	Standard
INPUT VOLTAGE	12V DC
AMP DRAW (12V)	0.08A ~ 0.25A
LED POD DIAMETER	1.25"/31.75 mm
LED Type	5mm

### Features

- Use for Dome Light or Indicator Lights
- Great For Roll Cages
- Easy Installation

## TRIPLE POD BILLET MOUNT

Accent Billet Mount Pod Lighting



HIL-DL3W Shown

### Billet Mount Pods

Billet Pod Mounts for flush or tube mounting to add extra auxiliary or accent lighting.

ITEM # TUBE	HIL-DL3A	HIL-DL3B	HIL-DL3G	HIL-DL3R	HIL-DL3W
PART # (Stock Code)	4004788	4004795	4004801	4004825	4004832
COLOR	Amber	Blue	Green	Red	White
TYPE	Billet Tube 3 Pod	Billet Tube 3 Pod	Billet Tube 3 Pod	Billet Tube 3 Pod	Billet Tube 3 Pod

ITEM # FLUSH	HIL-DLF3A	HIL-DLF3B	HIL-DLF3G	HIL-DLF3R	HIL-DLF3W
PART # (Stock Code)	4004894	4004900	4004917	4004931	4004948
COLOR	Amber	Blue	Green	Red	White
TYPE	Flush Billet 3 Pod	Flush Billet 3 Pod	Flush Billet 3 Pod	Flush Billet 3 Pod	Flush Billet 3 Pod

### Technical Information

WARRANTY	Standard
INPUT VOLTAGE	12V DC
AMP DRAW (12V)	0.08A ~ 0.25A
LED POD DIAMETER	1.25"/31.75 mm
LED Type	5mm

### Features

- Use for Dome Light or Indicator Lights
- Great For Roll Cages
- Easy Installation


## LED WORK LIGHT

Powerful LED Work Flashlight



XIL-WL Shown

**LED Work Light**  
 Hangable work flashlight with both work light and flashlight functionality.



Flashlight Head

Switch & Charger Port

ITEM #	XIL-WL
PART # (Stock Code)	4006553
COLOR	Black

**Technical Information**

WARRANTY	Standard
AVAILABLE HOUSING COLOR	Black
INCLUDES	Work Light, Lithium-Ion Charger
LUMENS	250 lm
LED LIFESPAN	50,000 Hours
RUN TIME	Work Light: 6+ Hours
CHARGE TIME	4 Hours
LED TYPE	Work Light: 16 SMD
BATTERY	Rechargeable Lithium-Ion

**Features**

- Rubberized Sure Grip - No Roll Ergonomic Handle
- 120° LED Beam for Illuminating Wide Areas
- Shock Resistant - Drop Proof Protection

## LED WORK LIGHT

Hangable LED Work Light



HIL-WL Shown

## LED FLASHLIGHT SET

Two LED Flashlights



HIL-FLTB Shown

ITEM #	HIL-FLTB	HIL-FLTC
PART # (Stock Code)	4005815	4005808
QUANTITY	Black	Chrome

**Technical Information**

WARRANTY	Standard
HOUSING	Black Anodized or Chrome
INCLUDES	1 Large 30 LED Flashlight 1 Small 5 LED Flashlight
BATTERY	Large: 3 D-Cell Small 2 AA-Cell
BATTERIES INCLUDED	No
LED LIFESPAN	50,000 Hours
RUN TIME	24+ Hours (Battery Dependent)

**Features**

- Durable Aluminum Housing
- Simple On-Off Operation
- Cool To The Touch

ITEM #	HIL-WL
PART # (Stock Code)	4005822
COLOR	Black

**Technical Information**

WARRANTY	Standard
HOUSING	Black
INCLUDES	Work Light, Charger
DIMENSIONS	17.00" x 2.00" x 0.90"
CERTIFICATIONS	UL-C Charger
BATTERY	NimH Battery
LENS	Acrylic
LED LIFESPAN	50,000 Hours
RUN TIME	8+ Hours

**Features**

- 12V Cigarette Lighter & Wall Charger Included
- Acrylic Body & Rubberized Handle
- Integrated Hook For Hanging

## AUTOMOTIVE LED BULBS



HIL-3057A Shown

**LED Auxiliary Bulbs**  
 Automotive LED bulbs for natural light color and extremely low power consumption.

**194 LED Bulbs**



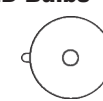
ITEM #	HIL-194A	HIL-194R	HIL-194W
PART # (Stock Code)	4005358	4005341	4005365
COLOR	Amber	Red	Superwhite
REPLACES	194 Bulbs	194 Bulbs	194 Bulbs

**Dome LED Bulbs**



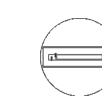
ITEM #	HIL-D4B	HIL-D4R	HIL-D4W	HIL-D6B	HIL-D6R	HIL-D6W
PART # (Stock Code)	4005716	4005723	4005709	4005761	4005778	4005754
COLOR	Blue	Red	Superwhite	Blue	Red	Superwhite
REPLACES	Small LED Dome Light Contains 4 LEDs	Small LED Dome Light Contains 4 LEDs	Small LED Dome Light Contains 4 LEDs	Large LED Dome Light Contains 6 LEDs	Large LED Dome Light Contains 6 LEDs	Large LED Dome Light Contains 6 LEDs

**1156/1157 LED Bulbs**



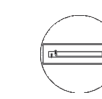
ITEM #	HIL-1156A	HIL-1156R	HIL-1156W	HIL-1157A	HIL-1157R	HIL-1157W
PART # (Stock Code)	4005174	4005167	4005181	4005204	4005198	4005211
COLOR	Amber	Red	Superwhite	Amber	Red	Superwhite
REPLACES	1156 Bulbs	1156 Bulbs	1156 Bulbs	1157 Bulbs	1157 Bulbs	1157 Bulbs

**3056/3057 LED Bulbs**



ITEM #	HIL-3056A	HIL-3056R	HIL-3056W	HIL-3057A	HIL-3057R	HIL-3057W
PART # (Stock Code)	4005235	4005228	4005242	4005266	4005259	4005273
COLOR	Amber	Red	Superwhite	Amber	Red	Superwhite
REPLACES	3056/3156 Bulbs	3056/3156 Bulbs	3056/3156 Bulbs	3057/3157 Bulbs	3057/3157 Bulbs	3057/3157 Bulbs

**7440/7443 LED Bulbs**



ITEM #	HIL-7440A	HIL-7440R	HIL-7440W	HIL-7443A	HIL-7443R	HIL-7443W
PART # (Stock Code)	4005297	4005280	4005303	4005327	4005310	4005334
COLOR	Amber	Red	Superwhite	Amber	Red	Superwhite
REPLACES	7440 Bulbs	7440 Bulbs	7440 Bulbs	7443 Bulbs	7443 Bulbs	7443 Bulbs



# ACCESSORIES



## HID AND LED LIGHT POLYCARBONATE COVERS

### LED and HID Polycarbonate Covers



PCV-6500 Series Shown

#### PCV Covers

Shatterproof Polycarbonate covers to protect, color change and change the beam of your light.



#### Color Changing and Protective Covers

ITEM #	PCV-8500	PCV-8500B	PCV-8500R	PCV-8500Y	PCV-8500BL
PART # (Stock Code)	4003255	4003583	4003576	4002791	4006256
FITS	HID 8500 Series	HID 8500 Series	HID 8500 Series	HID 8500 Series	HID 8500 Series
COLOR	Clear	Blue	Red	Yellow	Black Street Legal

ITEM #	PCV-6500	PCV-6500B	PCV-6500R	PCV-6500Y	PCV-6500BL
PART # (Stock Code)	4003248	4003569	4004689	4002784	9160245
FITS	HID 6500, 6.7" Transporter Series and 6.7" Cannon	HID 6500, 6.7" Transporter Series and 6.7" Cannon	HID 6500, 6.7" Transporter Series and 6.7" Cannon	HID 6500, 6.7" Transporter Series and 6.7" Cannon	HID 6500, 6.7" Transporter Series and 6.7" Cannon
COLOR	Clear	Blue	Red	Yellow	Black Street Legal

ITEM #	PCV-5700	PCV-5700B	PCV-5700R	PCV-5700Y	PCV-5700BL
PART # (Stock Code)	4003262	4003880	4003897	4002777	4006232
FITS	HID 5700 Series	HID 5700 Series	HID 5700 Series	HID 5700 Series	HID 5700 Series
COLOR	Clear	Blue	Red	Yellow	Black Street Legal

ITEM #	PCV-CP1	PCV-CP1B	PCV-CP1Y	PCV-CP1R	PCV-CP1BL
PART # (Stock Code)	9151151	9157184	9157726	9162492	9157450
FITS	4.5" Cannon	4.5" Cannon	4.5" Cannon	4.5" Cannon	4.5" Cannon
COLOR	Clear	Blue	Yellow	Red	Black Street Legal

#### Beam Changing Covers

ITEM #	PCV-6500EU	PCV-6500BEU	PCV-6500YEU	PCV-6500REU
PART # (Stock Code)	9888453	9888460	9888484	9888477
FITS	HID 6500, 6.7" Transporter Series and 6.7" Cannon	HID 6500, 6.7" Transporter Series and 6.7" Cannon	HID 6500, 6.7" Transporter Series and 6.7" Cannon	HID 6500, 6.7" Transporter Series and 6.7" Cannon
COLOR	Clear Euro	Blue Euro	Yellow Euro	Red Euro

ITEM #	PCV-CP1EU	PCV-CP1BEU	PCV-CP1YEU	PCV-CP1REU
PART # (Stock Code)	9151243	9157276	9157878	9157542
FITS	4.5" Cannon	4.5" Cannon	4.5" Cannon	4.5" Cannon
COLOR	Clear Euro	Blue Euro	Yellow Euro	Red Euro

ITEM #	PCV-6500FL	PCV-6500BFL	PCV-6500YFL	PCV-6500RFL
PART # (Stock Code)	9888491	9888507	9888521	9888514
FITS	HID 6500, 6.7" Transporter Series and 6.7" Cannon	HID 6500, 6.7" Transporter Series and 6.7" Cannon	HID 6500, 6.7" Transporter Series and 6.7" Cannon	HID 6500, 6.7" Transporter Series and 6.7" Cannon
COLOR	Clear Flood	Blue Flood	Yellow Flood	Red Flood

ITEM #	PCV-CP1FL	PCV-CP1BFL	PCV-CP1YFL	PCV-CP1RFL
PART # (Stock Code)	9151335	91573658	9157900	9157634
FITS	4.5" Cannon	4.5" Cannon	4.5" Cannon	4.5" Cannon
COLOR	Clear Flood	Blue Flood	Yellow Flood	Red Flood

#### Technical Information

WARRANTY	Standard
MATERIAL	Polycarbonate
AVAILABLE COLORS	Clear, Blue, Red & Yellow

#### Features


- Shatterproof Polycarbonate Protects from Rock and Debris Impact
- Fully Gasketed For Dust and Water Protection
- Yellow Covers to Penetrate Fog
- Blue Covers to Penetrate Snow
- Red Covers To Penetrate Dust

## LOW PROFILE POLYCARBONATE COVERS

### LED Bar Polycarbonate Covers



PCV-LP12BL Shown



PCV-LP12Y Shown

#### Low Profile Light Bar & Horizon PCV Covers

Polycarbonate covers help protect against rocks and oncoming debris as well as increased visibility in fog. With easy snap on installation.

ITEM # BLACK	PCV-LP3BL	PCV-LP6BL	PCV-LP9BL	PCV-LP15BL	PCV-LP18BL	PCV-LP24BL	PCV-LP33BL	PCV-LP36BL
PART # (Stock Code)	9155296	9155388	9135946	9155470	9135762	9155654	9155838	9155920
FITS	3 LED Low Pro	6 LED Low Pro	9 LED Low Pro and Horizon	15 LED Low Pro	18 LED Low Pro and Horizon	24 LED Low Pro	33 LED Low Pro	36 LED Low Pro
LENS COLOR	Black Street Legal	Black Street Legal	Black Street Legal	Black Street Legal	Black Street Legal	Black Street Legal	Black Street Legal	Black Street Legal

ITEM # YELLOW	PCV-LP3Y	PCV-LP6Y	PCV-LP9Y	PCV-LP15Y	PCV-LP18Y	PCV-LP24Y	PCV-LP33Y	PCV-LP36Y
PART # (Stock Code)	9165103	9165196	9136035	9164564	9135854	9164748	9164922	9165011
FITS	3 LED Low Pro	6 LED Low Pro	9 LED Low Pro and Horizon	15 LED Low Pro	18 LED Low Pro and Horizon	24 LED Low Pro	33 LED Low Pro	36 LED Low Pro
LENS COLOR	Yellow	Yellow	Yellow	Yellow	Yellow	Yellow	Yellow	Yellow

#### Technical Information

WARRANTY	Standard
MATERIAL	Polycarbonate
AVAILABLE COLORS	Black & Yellow

#### Features

- Shatterproof Polycarbonate Protects from Rock and Debris Impact
- Black for Street Legal Use Where Applicable
- Yellow Covers to Penetrate Fog

## XMITTER PRIME\XTREME POLYCARBONATE COVERS

### LED Bar Polycarbonate Covers



PCV-P12BL Shown



PCV-P12Y Shown

#### Xmitter Prime Xtreme Light Bar PCV Covers

Polycarbonate covers help protect against rocks and oncoming debris as well as increased visibility in fog. With easy snap on installation.

ITEM # BLACK	PCV-P6BL	PCV-P12BL	PCV-P18BL	PCV-P30BL	PCV-P36BL	PCV-P54BL	PCV-P72BL	PCV-P90BL
PART # (Stock Code)	9156019	9156101	9156194	9156378	9156460	9156736	9157009	9888064
FITS	6 LED Xmitter Prime & Xtreme	12 LED Xmitter Prime Xtreme	18 LED Xmitter Prime Xtreme	30 LED Xmitter Prime Xtreme	36 LED Xmitter Prime Xtreme	54 LED Xmitter Prime Xtreme	72 LED Xmitter Prime Xtreme	90 LED Xmitter Prime Xtreme
LENS COLOR	Black Street Legal	Black Street Legal	Black Street Legal	Black Street Legal	Black Street Legal	Black Street Legal	Black Street Legal	Black Street Legal

ITEM # YELLOW	PCV-P6Y	PCV-P12Y	PCV-P18Y	PCV-P30Y	PCV-P36Y	PCV-P54Y	PCV-P72Y	PCV-P90Y
PART # (Stock Code)	9166186	9165288	9165370	9165554	9165646	9165912	9166278	9887883
FITS	6 LED Xmitter Prime & Xtreme	12 LED Xmitter Prime Xtreme	18 LED Xmitter Prime Xtreme	30 LED Xmitter Prime Xtreme	36 LED Xmitter Prime Xtreme	54 LED Xmitter Prime Xtreme	72 LED Xmitter Prime Xtreme	90 LED Xmitter Prime Xtreme
LENS COLOR	Yellow	Yellow	Yellow	Yellow	Yellow	Yellow	Yellow	Yellow

#### Technical Information

WARRANTY	Standard
MATERIAL	Polycarbonate
AVAILABLE COLORS	Black & Yellow

#### Features

- Shatterproof Polycarbonate Protects from Rock and Debris Impact
- Black for Street Legal Use Where Applicable
- Yellow Covers to Penetrate Fog

## KEY FACTS

### Designed for Prime Drive

The Prime Dimmer was engineered specifically for Vision X Prime Drive to ensure ultimate compatibility.

### 50%-100% Light Control

The Prime Dimmer allows you to control your light output with a range of 50% to 100% light output for various applications

### Push Button Dimmer

With the push of a button turn your Prime Drive light from 100% to 50% for easy operation and use.

### Dial Knob Dimmer

The Dial Knob Dimmer allows greater control of output by allowing an output range of 50% - 100%, all with the turn of a knob.



## PRIME DIMMER

**Push Button or Dial Dimmer for Prime Drive**



XIL-PDIMMER Shown

### Prime Drive Dimmer

Allows Prime Drive LED Lights and Bars dimming capability with either knob or dial dimmers.

ITEM #	XIL-PDIMMER	XIL-PDIMMERB
PART # (Stock Code)	4009257	4009264
APPLICATION	Dial Knob Dimmer	Push Button Dimmer
LIGHT CONNECTORS	WK	WK
POWER CONNECTORS	Deutsch	Deutsch
BRIGHTNESS CONTROL	50% through 100%	50% or 100%

### Technical Information

WARRANTY	Standard
WEIGHT	0.10 lb/0.05 kg
DIMENSIONS	3.00" x 1.50" x 1.50" 76 mm x 38mm x 38 mm
CORD LENGTH	5.50"/139.7 mm
INPUT VOLTAGE	9-40V DC

### Features

- Designed Specifically for Prime Drive Lights
- Control Multiple Lights With One Dimmer
- Dim Your Lights for Controlled Use

## KEY FACTS

### Long Life Battery

Power a Solo Solstice Pod for up to 13 hours with portable power packs that run off of high rate lithium-ion batteries.

### Compact Design

Models such as the XPC-B22 are engineered for compact, light-weight form factors for take-anywhere performance.

### 12V Devices

Vision X Battery Packs are designed for use with 12 volt devices, with which most Vision X products comply.

### Easy to Charge

Charge time is between 3 and 4.5 hours with a power input of 110-220V AC for an easily rechargeable power source.

## BATTERY PACKS

**Rechargeable Power Source for Vision X Lighting**



XPC-B30 Shown

### Battery Packs

Turn Vision X Lighting portable. With a variety of options, battery packs make lighting on the go happen.

XPC-B65



XPC-B22



ITEM #	XPC-B22	XPC-B30	XPC-B65	XPC-B86
PART # (Stock Code)	4009080	9130095	4009097	4003392
1 SOLO RUN TIME	3 Hours	5 Hours	6 Hours	13 Hours
CAPACITY	2.2Ah	3.1Ah	6.5Ah	8.6Ah
MAX LOAD	5A	5A	8A	10A
CHARGE TIME	4 Hours	3 Hours	4 Hours	4.5 Hours
VOLTAGE	14.8V DC	14.8V DC	11.1V DC	14.8V DC
WEIGHT	1.15 lb/0.52 kg	1.15 lb/0.52 kg	1.00 lb/0.45 kg	2.00 lb/0.91 kg
SWITCH	On Body	On Body	On Cord	On Body

### Technical Information


WARRANTY	Standard
INCLUDE	Power Pack Charger
CHARGER INPUT VOLTAGE	110-220V AC

### Features

- Portable Power Packs for to for Universal Applications
- Weatherproof Deutsch Connector
- Rechargeable

## PITMASTER MOUNTS

Mounting Solution for PitMaster



P-PMX30HANGINGMOUNT Shown  
 Light(s) Not Included

### PitMaster Mounts

PitMaster mounts for a variety of applications, including hanging, flush and street light mounting.

ITEM #	P-PMX30FLUSHMOUNT	P-PMX30HANGINGMOUNT	P-PMX30COBRAHEADMOUNT
PART # (Stock Code)	9131085	9131177	9130996
APPLICATIONS	Low Bay Mounting	Hanging Mounting	Street Light Mounting

### Technical Information

WARRANTY	Standard
HOUSING COLOR	Black

### Features

- Integrated Mounting for Inverter
- All Aluminum Design



Flush Mount  
 For Low Bay Applications



Hanging Mount  
 For Hanging Applications



Cobra Head Mount  
 For Street Lighting

## SHOCKWAVE MOUNTS

Mounting Solution for Shockwave



P-SWDACMOUNT Shown  
 Light(s) Not Included

### Shockwave Mounts

Shockwave mounts for a variety of applications, including power supply mounts and P&H Specific applications.

ITEM #	P-SWS12ACMOUNT	P-SWSACMOUNT	P-SWD12ACMOUNT	P-SWDACMOUNT
PART # (Stock Code)	9143590	9143682	9143774	9143866
APPLICATIONS	12" Shockwave Single	24"-48" Shockwave Single	12" Shockwave Dual	24"-48" Shockwave Dual

### Technical Information

WARRANTY	Standard
HOUSING COLOR	Black
IP RATING	IP-67
OPERATING TEMPERATURE	-40 ~ +80°C

### Features

- Holds XPC-PS150-24 or XPC-PS150-HV-24
- Integrated Mount Holds One Power Supply
- Aluminum Powder Coated Design



P-SWS12ACMOUNT  
 Shockwave Single



P-SWDACMOUNT  
 Shockwave Dual

## POWER SUPPLIES

AC to DC Power Inverters



XPC-PS150-24 Shown

### Power Supplies

For use on Vision X Lighting to convert AC Input to DC Output for powering lights.

ITEM #	XPC-PS150-24	XPC-PS150-HV-24*	XPC-PS185-24
PART # (Stock Code)	9145846	9887371	9888149
DIMENSIONS	8.75" x 2.68" x 1.54"	9.25" x 2.68" x 1.54"	8.74" x 2.68" x 1.54"
INPUT VOLTAGE	100-277V AC	180-480V AC	100-277V AC
OUTPUT VOLTAGE	24V DC	24V DC	24V DC
WATTAGE	150	150	185
MAX AMP DRAW	6.25A (24V)	6.25A (24V)	7.71A (24V)
AC WIRING IN	3 Wire Hard Wired	3 Wire Hard Wired	3 Wire Hard Wired
DC WIRING OUT	Deutsch DT Connector	Deutsch DT Connector	Deutsch DT Connector

\* Inverter must use P-HVBRACKET1 for a PitMaster 30 or P-HVBRACKET2 for a PitMaster 60

### Technical Information

WARRANTY	Standard
HOUSING COLOR	Silver
IP RATING	IP-67
OPERATING TEMPERATURE	-40 ~ +60°C

### Features

- Short Circuit, Overload, Over-Voltage, Over Temperature Protection
- Worldwide Safety Approvals for Lighting Applications
- Ultra-Wide Universal Input Range AC with PFC
- Withstands Damp, Wet Outdoor Applications
- Deutsch Weatherproof Connector



150 Watt High Voltage Inverter  
 XPC-PS150-HV-24



185 Watt Inverter for LED Lights  
 XPC-PS185-24

## JUNCTION BOXES

High Voltage and AC Applications



P-JBOXPSE Shown

### Junction Boxes

Fully enclosed or AC wiring junction boxes to convert an AC system for use with Vision X Lights.

ITEM #	P-JBOXPSE*	P-JBOXAC	P-JBOX1B	P-JBOX2B
PART # (Stock Code)	9132617	9129822	9147826	9147918
PURPOSE	Fully Enclosed Junction Box	AC Wiring Junction Box	P-JBOXPSE Mounting Bracket	P-JBOXPSE Mounting Bracket
FITS	XPC-PS150-24 x1	Mounts to XPC-PS150-24 or 185	PitMaster 30 Mount	PitMaster 60 Mount

### Technical Information

WARRANTY	Standard
HOUSING COLOR	Black
IP RATING	IP-68
OPERATING TEMPERATURE	-40 ~ +60°C

### Features

- Fully Enclosed For Extra Protection From Elements
- Mounting Bracket Allows For PitMaster Integration
- Black Housing Matches Color of Light Bracket
- Withstands Damp, Wet Outdoor Applications
- Deutsch Weatherproof Connector



Fully Enclosed Junction Box  
 P-JBOXPSE



Junction Box  
 P-JBOXAC



PitMaster 30 with Plate to Mount P-JBOXPSE  
 P-JBOX1B

## BILLET TUBE FRAME MOUNTS

### 360° Tube Frame Mount System



XIL-B175 Shown

#### Tube Mounts

Machined Billet Clamps fit all Xmitter and Evo Series Light Bars for tubed frame or chassis mounting.

ITEM #	XIL-B075	XIL-B100	XIL-B125	XIL-B150	XIL-B168	XIL-B175	XIL-B200
PART # (Stock Code)	4006584	4006591	4006577	4006522	4006560	4006539	4006546
DIAMETER	0.75" Tubing	1.0" Tubing	1.25" Tubing	1.5" Tubing	1 11/16" Tubing	1.75" Tubing	2.0" Tubing
COLOR	Black Anodized	Black Anodized	Black Anodized	Black Anodized	Black Anodized	Black Anodized	Black Anodized

#### Technical Information

WARRANTY	Standard
AVAILABLE HOUSING COLOR(S)	Black or Clear Polished

#### Features

- Machined Billet 6061 Aluminum
- Includes All Mounting Hardware
- Laser Engraved Vision X Logo
- Sold in Pairs

## SOLO FLUSH MOUNT ADAPTER

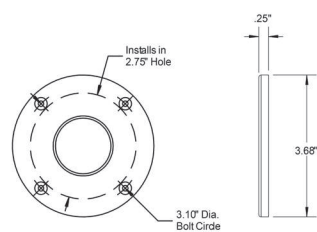
### 4" Flush Mount for Solstice Solo Pod



XIL-SFLUSH.4 Shown  
 Light(s) Not Included

#### Solo Pod Flush Mount

Adapt the Solo to multiple applications with the flush mount system with easy 4 screw installation.



ITEM #	XIL-SFLUSH	XIL-SFLUSHV2	XIL-SFLUSH.4
PART # (Stock Code)	4000315	9887777	4008243
DIAMETER	3.68"/93.47 mm	3.68"/93.47 mm	4.00"/101.6 mm
FACEPLATE	4 Counter Sunk Holes	Flat	4 Counter Sunk Holes
MOUNTING	Front Load or Light Brackets	Light Brackets	Front Load or Light Brackets

#### Technical Information

WARRANTY	Standard
AVAILABLE HOUSING COLOR(S)	Black
MOUNTING DEPTH	2.50"/63.5 mm
WEIGHT	0.30 lb/0.14 kg

#### Features

- Great For Ceiling Mounts In Off The Grid Use (Cabins, RVs, Marine)
- Installs Flush Into A 2.75" Hole For Professional Finish
- Easy Service Body Chassis or Bumper Mount Design
- Easy Integration With 9-48V DC Applications
- Black Anodized Finish

## LICENSE PLATE MOUNT

### Versatile Mounting Solution For Any Vehicle



XIL-LICENSEPLPX910 Shown  
 Light(s) Not Included

#### License Plate Mount

The license plate mount is the simplest way to add a light bar to your truck or car with no-drill installation.



ITEM #	XIL-LICENSEP	XIL-LICENSEPLP910	XIL-LICENSEPLPX910
PART # (Stock Code)	4003088	4008557	9887012
INCLUDED	Bracket	Bracket, XIL-LP910 LED Bar & Harness	Bracket, XIL-LPX910 LED Bar & Harness

#### Technical Information

WARRANTY	Lights: Extended Hardware: Standard
AVAILABLE COLOR	Black
WEIGHT	3.35 lb/1.52 kg

#### Features

- Bracket Holds Any LED Light Bar Up to 20" in Length
- Kits Available for Plug and Play Installation
- Durable Powder Coated Steel Bracket
- Installs Behind License Plate
- Easy No Drill Installation

## BACKUP LIGHT RECEIVER ADAPTER

### Tow Hitch Mount For Back Up Lighting



XIL-SRECEIVER Shown  
 Light(s) Not Included

#### Backup Light Receiver Adapter

Attaches to tow hitch for no-drill installation with Solo Pods for a combined 1800 lumens of light.



ITEM #	XIL-SRECEIVER
PART # (Stock Code)	4000322
COLOR	Black

#### Technical Information

WARRANTY	Standard
AVAILABLE HOUSING COLOR(S)	Black
WEIGHT	2.10 lb/ 0.95 kg

#### Features

- Lights Can Be Adjust For Precise Beam Placement
- Universal 2 Bolt Mount for Class 1 or 2 Hitches
- Attaches to Standard Receiver Hitches
- Machined 6061 Aluminum
- Use with 1 or 2 Solo Pods



## 1.2AMP 12V SMART CHARGER

### Battery Maintenance Pulse Charger



XPC-C120 Shown

#### Smart Charger

Can be left plugged in continuously for ATV, Boat, Hot Rod and RV charging.

ITEM #	XPC-C120	XPC-C120.220V
PART # (Stock Code)	4009073	9130187
INPUT VOLTAGE	110V AC	220V AC
OUTPUT VOLTAGE	12V DC	12V DC

#### Technical Information

WARRANTY	Standard
INCLUDES	Charger w/Quick Connect Plug Alligator Clip Connector Ring Style Permanent Connector Cigarette Charger Connector Carrying Bag
WEIGHT	1.00 lb/0.45 kg

#### Features

- Can Charge Battery Through Cigarette Lighter
- Multiple Quick Disconnect Cords Included
- Spark and Polarity Protection
- Multi-Stage Charge Indicator

## UNIVERSAL MAGNETIC BASE

### Universal Temporary Light Mount



P-UMB Shown  
Light(s) Not Included

#### Magnetic Bases

Magnetically add light with this universal base which holds lights up to 2.50 pounds.



ITEM #	P-UMB.95	P-UMB.65	P-UMB
PART # (Stock Code)	4009127	4009110	4006225
PULL FORCE	95 lb/43.09 kg	65 lb/29.48 kg	75 lb/34.02 kg
INCLUDES	Magnet & Sleeve	Magnet & Sleeve	Magnet & Rubber Boot

#### Technical Information

WARRANTY	Standard
AVAILABLE HOUSING COLOR(S)	Polished
MOUNTING DEPTH	0.25"/6.35mm
WEIGHT	0.30 lb/0.14 kg
DIMENSIONS	3.00" x 3.00" x 0.25" 76 mm x 76 mm x 6 mm

#### Features

- Use Multiple to Support Larger Light Bars
- Protective Rubber Boot included
- Use to Secure Light Temporarily

## LIGHT STAND TRIPOD

### Lightweight Portable Light Stand



P-TRIPOD Shown  
Light(s) Not Included

ITEM #	P-TRIPOD
PART # (Stock Code)	9131269
COLOR	Silver

#### Technical Information

WARRANTY	Standard
AVAILABLE HOUSING COLOR(S)	Silver
INCLUDES	Tripod Top T-Bracket For Lights
WEIGHT	8.00 lb/3.63 kg
PORTABLE DIMENSIONS	4.50" x 4.50" x 44.00" 114 mm x 114 mm x 1118 mm
MINIMUM HEIGHT	44.00"/1118 mm
MAXIMUM HEIGHT	9.0'/2.74 m

#### Features


- Top T-Bracket is Removable and Can Be Adjusted 360°
- T-Bracket Can Hold Up To 4 Single Stud Lights
- Knurled Adjustment Knobs
- Removable Top T-Bracket

**Light Stand**  
Lightweight and portable for convenient light stand that can be extended up to 9 feet high.



## UNIVERSAL WIRING HARNESSES

### Wiring Harnesses for Vision X Lighting



P-HARNESS.2XIL Shown

#### Universal Wiring Harnesses

Easily power your lights and accessories with durable construction for any application.



P-DY2M1F Shown

ITEM #	P-HARNESS.2XIL	P-HARNESS.XIL	P-HARNESS.HO	P-DY2M1F	P-UCA
PART # (Stock Code)	4006201	4006195	9888354	4006263	4006218
APPLICATION	2 Light Harness	1 Light Harness	High Amp 1 Light Harness	Y Adapter	Cigarette Power Cord
LIGHT CONNECTORS	Deutsch DT Series	Deutsch DT Series	Deutsch DTP Series	Deutsch DT Series	Deutsch DT Series
POWER CONNECTORS	Terminals	Terminals	Terminals	Deutsch DT Series	Cigarette Adapter Plug
SWITCH INCLUDED	Yes	Yes	Yes	No	No

#### Technical Information

WARRANTY	Standard
HARNESS LENGTH	10'/3.05 m

#### Features

- P-UCA Allows You to Power Lights Through A Cigarette Plug
- Industry Standard Weatherproof Deutsch Connectors
- Heavy Duty Toggle Switch Included on Harnesses
- 30A 12V Relay Included on Harnesses
- Multiple Harness Types Available

## OPTIMUS HANDLE

Optimus Mounts For Portable Applications



XIL-OP2HANDLE Shown  
Light(s) Not Included

### Optimus Accessories

Accessories for Optimus Pod Lights for use in portable applications

ITEM #	XIL-OP1HANDLE	XIL-OP2HANDLE
PART # (Stock Code)	9144498	9887098
FITS	Optimus Single and Optimus Round	Optimus Dual

### Technical Information

WARRANTY	Standard
AVAILABLE COLOR	Black

### Features

- Convenient Handle to Use Optimus In Not
- For Recreational or Professional Applications
- Extends Applications of Solo Products

## UTILITY MARKET LIGHT ACCESSORIES

Utility Market Light Accessories for Additional Mounting Options



P-UM40HANDLE Shown  
Light(s) Not Included

### Utility Market Light Accessories

Accessory mounting hardware to allow specialized and universal use of lights.

ITEM #	P-UM40HANDLE	XIL-UMHANDLE
PART # (Stock Code)	9888361	9887111
USE	Top Aiming Handling, with Swivel Base	Pistol Grip Handle
FITS	Utility Market 4" Round Lights	Utility Market 4" Square and Round Lights

### Technical Information

WARRANTY	Standard
AVAILABLE COLOR	Black

### Features

- Combine with Vision X Battery Packs for Portable On-The-Go Lighting
- For Recreational or Professional Applications
- Extends Applications of Solo Products

## MINI SOLO ACCESSORIES MOUNTS

Mini Solo Pod Mounts For Portable Applications



XIL-MXHANDLEBAR Shown  
Light(s) Not Included

### Mini Solo Accessories

Accessories for Mini Solo Pods for use in portable applications

ITEM #	XIL-MXHANDLEBAR	XIL-MXHELMET	XIL-MXCOMBO	XIL-MXCLAMP
PART # (Stock Code)	9145570	9145488	9145396	9119205
USE	Bicycle Handlebars or Similar	Helmets	Includes Helmet and Bicycle Mounts	Tube Mounting 0.75" to 1.25" In Diameter

### Technical Information

WARRANTY	Standard
AVAILABLE COLOR	Black

### Features

- Combine with Vision X Battery Packs for Portable On-The-Go Lighting
- For Recreational or Professional Applications
- Extends Applications of Solo Products



XIL-MXHANDLEBAR



XIL-MXHELMET



XIL-MXCLAMP

## SOLO ACCESSORIES MOUNTS

Solo Pod Mounts For Portable Applications



XIL-SCOMBO Shown  
Light(s) Not Included

### Solo Accessories

Accessories for Solo Pods for use in portable applications

ITEM #	XIL-SHANDLEBAR	XIL-SHELMET	XIL-SCOMBO	XIL-SHANDLE	XIL-SCLAMP
PART # (Stock Code)	4002746	4002753	4002739	4002685	9117942
USE	Bicycle Handlebars or Similar	Helmets	Includes Helmet and Bicycle Mounts	Pistol Grip	Tube Mounting 0.75" to 1.25" In Diameter

### Technical Information

WARRANTY	Standard
AVAILABLE COLOR	Black

### Features

- Combine with Vision X Battery Packs for Portable On-The-Go Lighting
- For Recreational or Professional Applications
- Extends Applications of Solo Products



XIL-SHANDLEBAR



XIL-SHELMET



XIL-SHANDLE



XIL-SCLAMP