

Heavy Duty

 **The Power of WAI**

87-714-15

Starter Motors & Alternators




WAI, A USA COMPANY

Section	Page
ABBREVIATIONS	ii
INTERCHANGEABLE HEAVY DUTY ALTERNATORS & STARTERS	iv
MODEL INDEX	ix
ALTERNATOR AND GENERATOR APPLICATIONS	1
STARTER APPLICATIONS	556
INTERCHANGE	800
BUYERS GUIDE	848

**GENERAL
INFO**

ALTERNATORS

STARTERS

INTERCHANGE

**BUYERS
GUIDE**

ABBREVIATIONS

ABBREVIATION DESCRIPTION

GENERAL INFO

Adj.	Adjusting	FD	Ford
Alt.	Alternator	FO	Ford
Amp	Ampere	FWD	Front Wheel Drive
Assy.	Assembly	Grd.	Ground
Assys.	Assemblies	Grv.	Groove
AT	Automatic Transmission	HI	Hitachi
Batt.	Battery	HP	Horse Power or High Performance
BD	Bombardier	HT	Height or High Torque
BO	Bosch	IF	Internal Fan
CCW	Counter Clockwise	IK	Iskra
CR	Chrysler	Incl.	Includes
CJ	Cajavec	Insul.	Insulated
CV	CAV	Int.	Internal
CW	Clockwise	IR	Internal Regulated
Dbl.	Double	IR/EF	Internal Regulated and External Fan
DD	Direct Drive	IR/IF	Internal Regulated and Internal Fan
Dia.	Diameter		
DR	Delco	kW	Kilowatt
ND	Denso	L	Length or Liter
DU	Ducellier	LH	Left Hand Side
EF	External Fan	LN	Leece-Neville
EL	Electrodyne	LRC	Load Response Control
ER	External Regulated	LU	Lucas
ER/EF	External Regulated and External Fan	MG	Magneton
ER/IF	External Regulated and Internal Fan	MD	Mando
		Mfd.	Manufactured
Ext.	Extension or External	Mfg.	Manufacturing
Fld.	Field	MI	Mitsubishi

ABBREVIATION DESCRIPTION

MM	Magneti-Marelli	Reg.	Regulator
MO	Motorola	Repl.	Replaces
MT	Mitsuba or Manual Transmission	RWD	Rear Wheel Drive
Mtg.	Mounting	Sgl.	Single
NA	Not Available	Std.	Standard
ND	Nippondenso	Str.	Starter
NE	Niehoff	Strs.	Starters
Neg.	Negative	SV	SEV Marchal
NK	Nikko	Sys.	System
No.	Number	T	Teeth, Thickness or Terminal
Nos.	Numbers	Term.	Terminal
OD	Outside Diameter	Trans.	Transmission
OE	Original Equipment	UT	United Technologies
OEM	Original Equipment Manufacturer	V	Volt
Opt.	Optional	VA	Valeo
OSGR	Offset Gear Reduction	Volt	Voltage
Pkg.	Package	w/	With
PLGR	Planetary Gear Reduction	w/o	Without
PMDD	Permanent Magnet Direct Drive	BS	Briggs & Stratton
PMGR	Permanent Magnet Gear Reduction	CH	Chinese
PMOSGR	Permanent Magnet Offset Gear Reduction	KA	Kawasaki
		SU	Suzuki
PO	Polaris	VE	Vento
Pos.	Positive	SA	Sawafuji
PR	Paris Rhone	VI	Visteon
Prod.	Production		
PS	Prestolite		
Ref.	Reference		

INTERCHANGEABLE HEAVY DUTY ALTERNATORS & STARTERS

Many heavy duty trucks are offered with interchangeable alternators and starters from various manufacturers. Over the years, many of these alternators and starters have evolved through several design changes. Most share common mounting configurations.


The following pages will be a guide to help identify and understand the supersessions and interchangeable options when identifying the replacement heavy duty alternator or starter. The goal of this consolidation effort affords fewer SKUs per product family to cover a wider product range.

In the alternator family, this is accomplished by offering the highest amp alternator to cover all amperage ranges within a given family.


Heavy duty starters will also differ in appearance, however, the mounting flange and functionality of the starter is a direct cross.

The following charts will assist you in selecting the proper direct replacement by illustrating the optional consolidation and also pointing out any additional differences in the consolidation.


Interchangeable J180 Hinge-Mount, Brush Type Alternators



22SI Series for Delco
160 Amp/12 Volt
Retro-fits earlier 21SI, 27SI/200 Series




8LHA Triple Nickel Series for Leece-Neville/Motorola
160 Amp/12 Volt




2800LC Series for Leece-Neville
160 Amp/12 Volt
Retro-fits earlier 2300-2800JB Series (105-160 Amps)


GENERAL INFO



Interchangeable Pad-Mount, Brush Type Alternators



22SI Series for Delco
160 Amp/12 Volt



8LHP Series for Leece-Neville/Motorola
160 Amp/12 Volt

Interchangeable Brushless Alternator Configuration

36SI Series, J180 Hinge-Mount for Delco



36SI Series
170 Amp/12 Volt

retro-fits
→




earlier 35SI, 35SI HP Series
rated 140 amps



earlier 33SI Series
rated 100-135 amps

36SI Series, Quad-Mount for Delco



36SI Series
170 Amp/12 Volt

retro-fits
→



earlier 35SI, 35SI HP Series
rated 140 amps



earlier 34SI Series
rated 100-135 amps

36SI Series, Pad-Mount for Delco



36SI Series
170 Amp/12 Volt

retro-fits
→



earlier 35SI, 35SI HP Series
rated 140 amps



earlier 34SI Series
rated 135 amps

Starters with Rotatable, Multi-Position Drive-End Housings




The 37MT, 40MT, 41MT, 42MT, 50MT series starters for Delco have multi-position drive-end housings which can be rotated to different solenoid positions. It may be necessary to rotate the housing of the replacement starter to match the solenoid position of the original unit. To change the drive-end housing position, remove the bolts located on the housing mounting flange. Remove the housing from the starter and rotate to the desired position, then re-attach and tighten the housing bolts to 13-17 foot pound torque.

37MT Series Starters for Delco



37MT Series

WPS 37MT features a positive engagement starter drive that eliminates the milling and stop ring and collar failure common on the original design.



retro-fits




earlier 30MT, 35MT Series

42MT Series Starters for Delco




42MT Series




retro-fits



earlier 40MT Series
equipped with either a rectangular face or oval face solenoid switch.




Rectangular face solenoid




Oval face solenoid

available with optional Over-Crank Protection (OCP)



Gear Reduction Starters with Fixed Drive-End Housing



Often interchangeable on specific applications

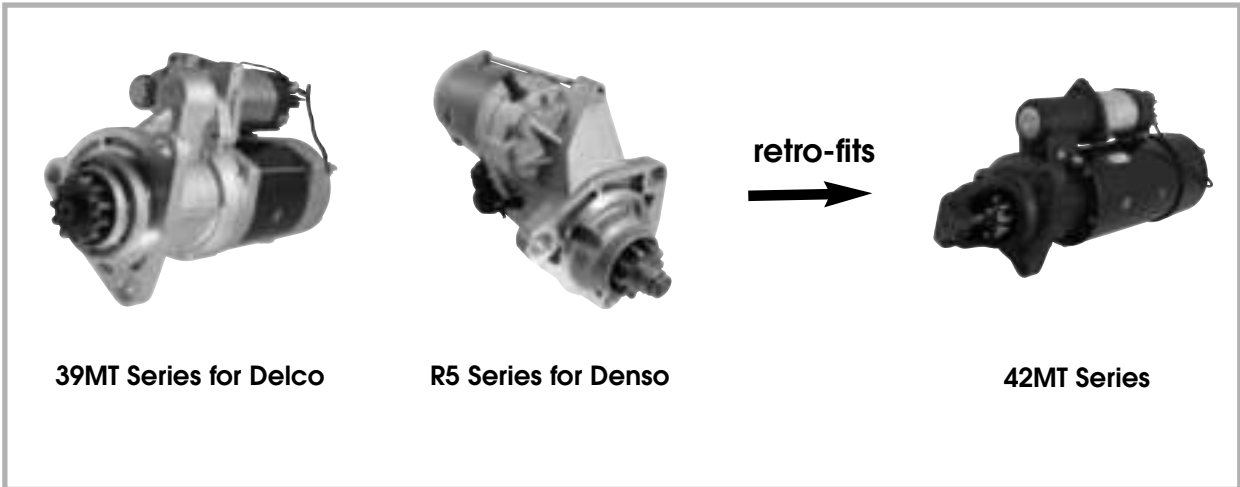
39MT Series for Delco

Planetary gear reduction design (PLGR) with sealed noseless drive-end housing

R5 Series for Denso

Offset gear reduction design (OSGR)

Features an Integral Magnetic Switch (IMS) for proper voltage during cranking cycle.



MODEL INDEX

Model	Make	Page	Model	Make	Page
A-10264 / LS	Autocar	556	B6000	GMC	243, 244, 651
A-102T	Autocar	556	B6F	Volvo	529
A-10464 / LS	Autocar	556	B7	Chevrolet	5, 6, 560
A60	Chevrolet	4		GMC	243, 244, 651
	GMC	243, 243	B700	Ford	90, 91, 92, 93, 94, 611
A-7564T	Autocar	556	B7F	Volvo	529, 786
A-75T	Autocar	556	B7L	Volvo	529, 786
A80	Chevrolet	4	B7R	Volvo	529, 787
	GMC	243, 243	B800	Ford	94, 95, 96, 97, 611, 612
AB120	International	351	Bullet 45	Sterling	517, 780
AB1200	International	351	Bullet 55	Sterling	517, 780
AB140	International	351	Bus Models (By Engine)	Prevost	508, 775
AB1400	International	351	Buses	Renault	508, 776
ACL42 / ACL64 Series	Volvo	526, 527, 528, 784, 785	Business Class M2	Freightliner	189, 190, 191, 633, 634
Acterra 5500	Sterling	510, 777	C Series	Cummins Engines	72, 603
Acterra 6500	Sterling	510, 777	C100	International	710
Acterra 7500	Sterling	510, 777	C1000	International	710
Acterra 8500	Sterling	777, 778	C102	International	710
Acterra M5500 / 6500 / 7500 / 8500	Sterling	510, 511, 778	C10M	Volvo	787
Actros	Mercedes-Benz	447, 747, 748, 749	C110	International	710
Aifo Series	Iveco	717	C1100	International	710
Air Cooled	Kohler	730	C112	International	710
A-Line	Sterling	778	C120	International	710
A-Line A9500 / AT9500	Sterling	511, 512, 513, 514, 515, 516, 517, 778, 779, 780	C1200	International	710
All Models (By Engine)	Autocar	1, 2, 3, 556, 557	C122	International	710
	Bluebird	3, 3, 4, 558, 559	C130	International	710
	Dodge	74, 74, 604	C1300	International	710
	Ford	87, 87, 610	C132	International	710
	Freightliner	632, 632	C20	Chevrolet	6, 7, 560, 561
	Gilling	243, 243	C20 Pickup	Chevrolet	7, 8, 561, 562, 563
	International	312, 351, 352, 353, 709, 710	C20 Suburban	Chevrolet	9, 10, 11, 563, 564, 565
	Kenworth	373, 373, 717, 718	C25	GMC	244, 245, 651
	MCI	447, 447, 747	C25 Suburban	GMC	245, 651, 652
	Peterbilt	452, 505, 506, 507, 508, 773, 774	C2500	Chevrolet	11, 12, 565
	Volvo	526, 528, 529, 785, 786		GMC	243, 248, 249, 250, 655, 656
	Western Star	544, 544, 545, 546, 547, 548, 549, 550, 551, 552, 553, 795, 796, 797, 798	C2500 Suburban	Chevrolet	13, 565
	White	553, 553, 554, 555, 798, 799		GMC	243, 250, 251, 252, 656
	White (Rio Division)	555, 555, 799	C25/C2500 Pickup	GMC	245, 246, 652, 653
Alpha range	Lister-Petter	730	C25/C2500 Suburban	GMC	246, 247, 248, 653, 654, 655
AM120	International	353	C30	Chevrolet	13, 14, 565, 566
AM130	International	353	C30 Pickup	Chevrolet	14, 15, 16, 566, 567, 568
AM150	International	353	C35	GMC	252, 656
Argosy	Freightliner	186, 187, 188, 189, 632, 633	C35 Pickup	GMC	252, 657
AU-7064T	Autocar	557	C3500	Chevrolet	16, 17, 568
AU-70T	Autocar	557		GMC	243, 254, 255, 256, 658, 659
Avalanche 2500	Chevrolet	4, 5	C3500HD	Chevrolet	17, 18, 568
B	Teledyne - Continental	526		GMC	243, 256, 257, 659
B Series	Cummins Engines	72, 602, 603	C35/C3500 Pickup	GMC	252, 253, 254, 657, 658
B10	Volvo	529, 786	C40	Chevrolet	18, 568
B10B	Volvo	529, 786		GMC	243, 257, 659
B10L	Volvo	786	C4500 Kodiak	Chevrolet	18, 568, 569
B10M	Volvo	529, 786	C4500 Topkick	GMC	257, 659
B10R	Volvo	529, 786	C50	Chevrolet	18, 19, 569
B12	Volvo	529, 786	C500	Kenworth	373, 374, 375, 376, 377, 378, 379, 380, 381, 382, 718, 719, 720
B12B	Volvo	529, 786	C5000	GMC	257, 258, 659
B12M	Volvo	529, 786	C5000 Topkick	GMC	258, 660
B200	Dodge	74, 604	C5500 Kodiak	Chevrolet	19, 20, 569
B200 Van	Dodge	74, 75, 604, 605	C5500 Topkick	GMC	258, 259, 660
B250	Dodge	75, 605	C5D	Chevrolet	20, 569, 570
B2500	Dodge	75, 76, 605		GMC	243, 259, 660
B300	Dodge	76, 605	C60	Chevrolet	20, 21, 22, 570
B300 Van	Dodge	76, 605	C60 Kodiak	Chevrolet	22, 570
B350	Dodge	76, 77, 605	C6000	GMC	259, 260, 261, 660, 661
B3500	Dodge	77, 605, 606	C6000 Topkick	GMC	261, 661
B50	Volvo	786	C6500 Kodiak	Chevrolet	22, 23, 570, 571
B58	Volvo	529, 786	C6500 Topkick	GMC	261, 262, 661, 662
B60	Chevrolet	5	C6D	Chevrolet	23, 24, 571
B600	Ford	87, 88, 89, 90, 610, 611		GMC	243, 262, 263, 662
			C70	Chevrolet	24, 25, 571, 572
			C70 Kodiak	Chevrolet	25, 26, 572

MODEL INDEX

Model	Make	Page	Model	Make	Page
C7000	GMC	263, 264, 662, 663	D300 Pickup	Dodge	79, 80, 606, 607
C7000 Topkick	GMC	264, 663	D300 Series	Dodge	80, 607
C7500 Kodiak	Chevrolet	26, 27, 572, 573	D350	Dodge	80, 81, 607
C7500 Topkick	GMC	264, 265, 663, 664	D400	Dodge	81, 607
C7D	Chevrolet	27, 573	D450	Dodge	81, 607
	GMC	243, 265, 664	D900	International	357, 711
C80	Chevrolet	27, 28, 573, 574	D9K Titan	Chevrolet	30, 576
	GMC	243, 265, 266, 664		GMC	243, 269, 666, 667
C900	International	353, 710	D9L Titan	Chevrolet	30, 31, 576
Canter FB	Mitsubishi Fuso	451, 762		GMC	243, 269, 270, 667
Cargo SC7000 / SC8000	Sterling	517, 780	D9M	Chevrolet	31
Cargostar	International	353, 354, 355, 356, 710, 711		GMC	243, 270
CB300	Dodge	606	DB90	Chevrolet	31
CD50	Chevrolet	28	DB9500	GMC	270
CD5000	GMC	266	DC-102	Autocar	557
CD60	Chevrolet	28	DC-10264 / L	Autocar	557
CD6000	GMC	266	DC-102T	Autocar	557
CD6500	GMC	266	DC-102TL	Autocar	557
CE40	Chevrolet	28, 574	DC-10364	Autocar	557
CE4500	GMC	266, 664, 665	DC-103D	Autocar	557
CE50	Chevrolet	28, 29, 574, 575	DC-103T	Autocar	557
CE5000	GMC	266, 267, 665	DC-10464	Autocar	557
CE5500	GMC	267	DC-11064	Autocar	557
CE60	Chevrolet	29, 575	DC-20364	Autocar	557
CE6000	GMC	267, 268, 665, 666	DC-7384	Autocar	557
CE6500	GMC	268	DC-74T	Autocar	557
Century Class	Freightliner	191, 192, 193, 194, 195, 196, 197, 198, 199, 200, 201, 202, 203, 204, 205, 634, 635, 636, 637, 638	DC-7564 / T / TL	Autocar	558
	Chevrolet	29	DC-75T	Autocar	558
CG50	Chevrolet	29	DC-75TL	Autocar	558
CG5500	GMC	268	DC-85	Autocar	558
CG60	Chevrolet	29	DC-87	Autocar	558
CG6000	GMC	268	DC-87D	Autocar	558
CH	Mack	423	DC90 Titan	Chevrolet	31, 577
CH Series	Mack	423, 424, 731		GMC	243, 270
CL	Mack	424, 732	DC-9264	Autocar	558
CL Series	Mack	424, 425, 426, 732	DC-9364	Autocar	558
Classic	Freightliner	205, 206, 207, 208, 209, 210, 211, 212, 638, 639, 640	DC9500	GMC	270, 667
	Mack	426, 732, 733	DC9502	GMC	270
CM Series	Mack	426, 732, 733	DC-9564	Autocar	558
CM110	International	356, 711	DC-9564MS	Autocar	558
CM5500	GMC	268	DC-9764	Autocar	558
CM60	Chevrolet	29, 30, 575, 576	DC-9964	Autocar	558
CM6000	GMC	268, 666	DCU-7064T / TL	Autocar	558
CM6500	GMC	268	DCU-70T / TL	Autocar	558
CM75	International	356, 711	DCU-75T	Autocar	558
CM80	International	356, 711	DCV-7264T / TL	Autocar	558
Columbia	Freightliner	212, 213, 214, 215, 216, 640, 641, 642	DCV-72T	Autocar	558
	Sterling	517, 518, 519, 780	DH90	Chevrolet	31, 577
Coronado	Freightliner	216, 642	DH9500	GMC	270, 667
CS Series (Midliner)	Mack	426, 427, 733	DH9502	GMC	270
CS40	Chevrolet	30	DI90	Chevrolet	31, 577
CS4500	GMC	268	DI9500	GMC	270, 667
CS50	Chevrolet	30, 576	DI9502	GMC	270
CS5000	GMC	268, 269, 666	DJ90 Titan	Chevrolet	31, 577
CS5500	GMC	269		GMC	243, 270
CS60	Chevrolet	30, 576	DJ9500	GMC	667
CS6000	GMC	269, 666	DJ9502	GMC	270
CT / CTP Series	Mack	427, 428, 733	DK90	Chevrolet	31, 577
CV Series	Mack	428, 733	DK9500	GMC	270, 667
CX Series (Vision)	Mack	428, 429, 733	DL90	Chevrolet	31
D1000	International	711	DL9502	GMC	270
D1100	International	711	DM	Mack	429
D1200	International	711	DM / DMM Series	Mack	429, 430, 734, 735
D1300	International	711	DM10	International	357, 711
D200	Dodge	77, 606	DMM	Mack	430
D200 Pickup	Dodge	77, 78, 606	DN90	Chevrolet	31, 577
D200 Series	Dodge	78, 606	DN9500	GMC	270, 667
D250	Dodge	78, 79, 606	DP90	Chevrolet	31, 577
D300	Dodge	79, 606	DP9500	GMC	270, 667
			DP9502	GMC	270

MODEL INDEX

Model	Make	Page	Model	Make	Page
DR9502	GMC	270	F650	Ford	126, 624
E-200 Econoline	Ford	97, 612	F6L912 Engine	KHD	423, 730
E-250	Ford	97, 98, 612	F7	Volvo	530
E-250 Econoline	Ford	98, 99, 612, 613	F7 Series	Chevrolet	33
E-250 Econoline Club Wagon	Ford	99, 100, 101, 613, 614		GMC	243, 271
E-250 Super Duty	Ford	101, 614	F700	Ford	126, 127, 128, 129, 130, 624
E-300 Econoline	Ford	101, 102, 614	F750	Ford	130, 624
E-350	Ford	102, 614	F800	Ford	130, 131, 132, 133, 134, 624, 625
E-350 Club Wagon	Ford	102, 614	F-817G	Waukesha	543, 793
E-350 Econoline	Ford	102, 103, 104, 105, 614, 615	F900	Ford	134, 135, 136, 137, 625
E-350 Econoline Club Wagon	Ford	105, 106, 107, 615, 616	FA14	Hino	692
E-350 Super Duty	Ford	107, 108, 616, 617	FA1415	Hino	692
E-450 Econoline Super Duty	Ford	108, 617	FA15	Hino	692
E-450 Econoline Super Duty Stripped	Ford	108, 617	FB14	Hino	692
E-450 Super Duty	Ford	108, 109, 617	FB15	Hino	692
E-450 Super Duty Stripped			FB1715	Hino	692
Chassis	Ford	109, 617	FB90	Chevrolet	33
E-550 Econoline Super Duty	Ford	109, 617	FB9500	GMC	271
E-550 Super Duty	Ford	109, 617	FC	Hino	692
Econoline Super Duty	Ford	109, 110, 617	FC80	Freightliner	216, 217, 642
ED33	Nissan	763	FC90 Titan	Chevrolet	34, 578
Euro Series	Iveco	717		GMC	243, 271
Euro Trac	Schluter	777	FC9500	GMC	271, 667
EVR	Isuzu	716	FC9502	GMC	271
Excursion	Ford	110, 617, 618	FCM Series	Mack	737
Express 2500	Chevrolet	31, 32, 577	FD16	Hino	692
Express 3500	Chevrolet	33, 577, 578	FD17	Hino	692
Express 4500	Chevrolet	33, 578	FD1J	Hino	692
F	Teledyne - Continental	526	FD20	Hino	692
F / FL / FS Series	Mack	430, 431, 432, 735, 736, 737	FD2218	Hino	692
F Super Duty	Ford	110, 111, 618	FDM Series	Mack	432, 433, 737
F10	Volvo	529, 787	FE	Hino	692
F-1077D	Waukesha	792		Mitsubishi Fuso	451, 451, 762
F-1077G	Waukesha	793	FE16	Hino	692
F10L413 Engine	KHD	730	FE17	Hino	692
F-1197	Waukesha	542, 793	FE19	Hino	692
F12	Volvo	529, 530, 787	FE20	Hino	692
F12L413 Engine	KHD	730	FE2618	Hino	692
F16	Volvo	530, 787	FE3020	Hino	692
F-1905	Waukesha	542, 793	FE42	Volvo	530, 787
F-232G	Waukesha	542	FF17	Hino	692
F-250	Ford	111, 112, 113, 618, 619	FF19	Hino	692
F-250 Pickup	Ford	113, 114, 115, 619, 620	FF20	Hino	693
F-250 Super Duty	Ford	115, 620	FF23	Hino	693
F-265	Waukesha	542	FF3018	Hino	693
F-283	Waukesha	542	FG	Mitsubishi Fuso	762
F-2894	Waukesha	793	FH	Mitsubishi Fuso	762
F-2895	Waukesha	542, 793	FH12	Volvo	530, 787
F-310	Waukesha	542	FH16	Volvo	530, 787
F-320G	Waukesha	543	FH400	Volvo	530
F-3335D	Waukesha	543, 793	FH440	Volvo	530, 531
F-350	Ford	115, 116, 117, 118, 620, 621	FH480	Volvo	531
F-350 Pickup	Ford	118, 119, 621, 622	FH520	Volvo	531
F-350 Super Duty	Ford	119, 120, 622	FH90	Chevrolet	34, 578
F-3520G	Waukesha	793	FH9500	GMC	271, 667
F-3521	Waukesha	543, 793	FH9502	GMC	271
F3L912 Engine	KHD	423, 730	FI90	Chevrolet	34, 578
F4	Volvo	787	FI9500	GMC	271, 667, 668
F-450	Ford	120	FI9502	GMC	271
F-450 Super Duty	Ford	120, 121, 622, 623	FJ90 Titan	Chevrolet	34, 578
F4L912 Engine	KHD	730	FJ9500	GMC	271, 668
F-500	Ford	121, 623	FJ9502	GMC	271
F53	Ford	121, 623	FK	Mitsubishi Fuso	762
F-550 Super Duty	Ford	121, 122, 623	FK90	Chevrolet	34, 578
F-554G	Waukesha	543	FK9500	GMC	271, 668
F59	Ford	122, 623	FL 50	Freightliner	217, 218, 642, 643
F6	Volvo	530	FL 90	Freightliner	218, 219, 220, 643
F6 Series	Chevrolet	33	FL, FLC 112 / 120	Freightliner	220, 221, 222, 223, 224, 225, 226, 227, 643, 644, 645
	GMC	243, 271	FL10	Volvo	531, 787
F600	Ford	122, 123, 124, 125, 126, 623, 624	FL106	Freightliner	227, 645

MODEL INDEX

Model	Make	Page	Model	Make	Page
FL112	Freightliner	645	HD465-5	Komatsu	730
FL12	Volvo	531, 787	HE70	Chevrolet	39, 581
FL4	Volvo	531		GMC	243, 276, 671
FL50	Freightliner	228, 645	HE80	Chevrolet	39, 581
FL6	Volvo	531, 787		GMC	243, 276, 277, 671
FL60	Freightliner	228, 229, 645, 646	HG70	Chevrolet	39
FL608	Volvo	531		GMC	243, 277
FL610	Volvo	531	HH90	Chevrolet	39, 581
FL611	Volvo	531	HH9500	GMC	277, 671
FL612	Volvo	531	HI90	Chevrolet	39
FL613	Volvo	531	HI9500	GMC	277
FL614	Volvo	531	HJ70	Chevrolet	39, 581
FL615	Volvo	531	HJ7500	GMC	277, 671
FL616	Volvo	531	HJ90	Chevrolet	39, 581
FL617	Volvo	531, 532		GMC	243, 277, 671
FL618	Volvo	532	HM70	Chevrolet	39, 581
FL619	Volvo	532	HM7500	GMC	277, 671
FL7	Volvo	532, 787	HM80	Chevrolet	39, 40, 581
FL70	Freightliner	229, 230, 231, 232, 646, 647		GMC	243, 277, 671
FL80	Freightliner	232, 233, 647	HN90	Chevrolet	40, 582
FL-90	Freightliner	233, 234, 647	HN9500	GMC	277, 671
FLC-11242	Freightliner	648	Hummer	AM General	1
FLD 112 / 120	Freightliner	234, 235, 236, 237, 238, 239, 240, 648, 649	HV70	Chevrolet	40
FLD 120	Freightliner	649, 650	HV7500	GMC	277
FLD-112 REV.	Freightliner	650	HV80	Chevrolet	40
FLD-120	Freightliner	650	HY70	Chevrolet	40, 582
Fleetstar	International	357, 358, 359, 711	HY7500	GMC	277, 671
FL,FLC 11	Freightliner	645	ISC Series	Cummins Engines	603
FLT Series	Freightliner	240, 241, 650	J8	Chevrolet	40
FM10	Volvo	532, 787		GMC	243, 277
FM12	Volvo	532, 787	J8C Bruin	Chevrolet	40, 582
FM360	Volvo	532		GMC	243, 277, 278, 671, 672
FM400	Volvo	532	J9C Bruin	Chevrolet	40, 41, 582, 583
FM440	Volvo	532		GMC	243, 278, 672
FM480	Volvo	532	JB90	Chevrolet	41
FM7	Volvo	532, 787	JB9500	GMC	278
FM9	Volvo	532, 787	JC90	Chevrolet	41, 583
FN90	Chevrolet	34, 578	JC9500	GMC	278, 279, 672
FN9500	GMC	271, 668	JC9502	GMC	279
FRR	Isuzu	716	JE13	Renault	776
FS10	Volvo	532, 787	JE15	Renault	776
FS7	Volvo	532, 788	JE70	Chevrolet	41, 583
FSR	Isuzu	716		GMC	243, 279, 672, 673
FTR	Isuzu	716	JE80	Chevrolet	41, 583
FVR	Isuzu	716		GMC	243, 279, 673
G170	Renault	776	JE9/11	Renault	776
G20	Chevrolet	34, 35, 578, 579	JG70	Chevrolet	42
G20 Van	Chevrolet	35, 36, 579, 580		GMC	243, 279
G25	GMC	271, 272, 668	JH90	Chevrolet	42, 583
G2500	GMC	272, 273, 274, 669	JH9500	GMC	279, 673
G25/G2500 Van	GMC	272, 668, 669	JI90	Chevrolet	42
G30	Chevrolet	36, 37, 38, 580	JI9500	GMC	279
G30 Van	Chevrolet	38, 39, 580, 581	JJ70	Chevrolet	42, 583
G35	GMC	274, 669	JJ7500	GMC	279, 673
G3500	GMC	275, 276, 670, 671	JJ90	Chevrolet	42, 583
G35/G3500 Van	GMC	274, 275, 669, 670	JJ9500	GMC	279, 673
GC20	Hino	693	JJ9502	GMC	279
Granite	Mack	433, 737	JM70	Chevrolet	42, 583
Granite Series	Mack	433, 434, 737, 738	JM7500	GMC	279, 673
H06C	Hino	693	JM80	Chevrolet	42, 583
H07C	Hino	693		GMC	243, 279, 280, 673
H1	Hummer	312, 693	JN90	Chevrolet	42, 583
H-1077	Waukesha	543, 793, 794	JN9500	GMC	280, 673
H2	Hummer	312, 693	JV70	Chevrolet	42
H-570	Waukesha	543	JV7500	GMC	280
H-884	Waukesha	543, 794	JV80	Chevrolet	42
HAENL	Teledyne - Wisconsin	526	JV8500	GMC	280
HC90	Chevrolet	39, 581	JY70	Chevrolet	42, 583
HC9500	GMC	276, 671	JY7500	GMC	280, 673
HC9502	GMC	276	K Series	Cummins Engines	72, 73, 603
			K100	Kenworth	382, 383, 384, 385, 386, 387, 720, 721

MODEL INDEX

Model	Make	Page	Model	Make	Page
K20	Chevrolet	42, 43, 583, 584	L9000	Ford	172, 173, 174, 175, 176, 177, 178, 179, 180, 181, 182, 183, 184, 630, 631
K20 Pickup	Chevrolet	43, 44, 45, 584, 585, 586	LA 1113	Mercedes-Benz	448, 751
K20 Suburban	Chevrolet	45, 46, 47, 586, 587, 588	LA 1117	Mercedes-Benz	448, 751
K25	GMC	280, 673	LA 1313	Mercedes-Benz	448, 751
K25 Pickup	GMC	280, 673, 674	LA 1513	Mercedes-Benz	448, 751
K25 Suburban	GMC	280, 281, 674	LA 2013	Mercedes-Benz	751
K2500	Chevrolet	47, 48, 588	LA 2213	Mercedes-Benz	751
	GMC	243, 283, 284, 285, 677	LB 2218	Mercedes-Benz	751
K2500 Suburban	Chevrolet	48, 49, 588	LCF	Ford	184, 631
	GMC	243, 285, 286, 678	LE	Mack	738
K25/K2500 Pickup	GMC	281, 282, 674, 675	LK 1324L	Mercedes-Benz	751, 752
K25/K2500 Suburban	GMC	282, 283, 675, 676, 677	LK 2218	Mercedes-Benz	752
K30	Chevrolet	49, 50, 588, 589	L-Line	Sterling	781
K30 Pickup	Chevrolet	50, 51, 589, 590	L-Line 7500 / 8000 / 8500 / 9500	Sterling	519, 520, 521, 522, 523, 524, 781, 782
K300	Kenworth	387, 721, 722	L-Line Medium Duty	Sterling	782, 783
K35	GMC	286, 678	LLV	Chevrolet	53, 591
K35 Pickup	GMC	286, 678	LN7000	Ford	184, 631
K3500	Chevrolet	51, 52, 590, 591	LN8000	Ford	184
	GMC	243, 288, 289, 290, 680	Loadstar	International	359, 360, 361, 711
K35/K3500 Pickup	GMC	286, 287, 288, 678, 679, 680	LP	Hino	693
Kerax	Renault	508, 509, 776	LP 1219	Mercedes-Benz	448, 752
Kodiak	Chevrolet	52, 591	LP 1419	Mercedes-Benz	752
Kodiak C8500	Chevrolet	52, 53, 591	LPA2	Lister-Petter	730
L 1013	Mercedes-Benz	749	LPS 1525	Mercedes-Benz	752
L 1111	Mercedes-Benz	749	LPS 1650	Mercedes-Benz	752
L 1113	Mercedes-Benz	447, 749, 750	LPW2	Lister-Petter	731
L 1113B	Mercedes-Benz	447, 750	LPW3	Lister-Petter	731
L 1114	Mercedes-Benz	750	LPW4	Lister-Petter	731
L 1116	Mercedes-Benz	447, 750	LPWS2	Lister-Petter	731
L 1117	Mercedes-Benz	447, 750	LPWS3	Lister-Petter	731
L 1118	Mercedes-Benz	750	LPWT4	Lister-Petter	731
L 1217	Mercedes-Benz	447	LS 1518	Mercedes-Benz	752
L 1218	Mercedes-Benz	447, 750	M	Teledyne - Continental	526
L 1313	Mercedes-Benz	447, 750	M Series Van	International	361, 711
L 1313A	Mercedes-Benz	750	M1100	International	361, 362, 711, 712
L 1314	Mercedes-Benz	750	M1200	International	362, 712
L 1316	Mercedes-Benz	447, 448, 750	M1400	International	362, 712
L 1316A	Mercedes-Benz	750	M270D Series	Magirus-Deutz	746
L 1317	Mercedes-Benz	448, 750	M310D Series	Magirus-Deutz	746
L 1318	Mercedes-Benz	750	M340D Series	Magirus-Deutz	747
L 1319	Mercedes-Benz	448, 751	M700	International	362, 712
L 1320	Mercedes-Benz	751	M800	International	362, 712
L 1418	Mercedes-Benz	448, 751	M800 Navy	International	363, 712
L 1419	Mercedes-Benz	448, 751	M800 Post Office	International	363, 712
L 1513	Mercedes-Benz	448, 751	MA1200	International	363, 712
L 1516	Mercedes-Benz	448, 751	Magnum	Renault	509
L 1518	Mercedes-Benz	751	MB Series	Mack	434, 738
L 1717	Mercedes-Benz	448	MB60	Chevrolet	53
L 2013	Mercedes-Benz	751		GMC	243, 290
L 2213	Mercedes-Benz	751	MB90	Chevrolet	53
L Series	Cummins Engines	73, 603	MB9500	GMC	290
L-1616	Waukesha	543, 794	MC Series	Mack	434, 435, 738, 739
L-5100D	Waukesha	543, 794	MC90	Chevrolet	53, 591
L-5108G	Waukesha	543, 794	MC9500	GMC	290, 680
L-5788	Waukesha	794	MC9502	GMC	290
L-5790	Waukesha	543, 794	ME Series	Chevrolet	53
L-5792	Waukesha	543, 794	ME6500	GMC	290
L-5890	Waukesha	543, 794	MH Series	Mack	435, 436, 437, 739
L-5892G	Waukesha	794	MH90	Chevrolet	53, 591
L6000	Ford	137, 138, 139, 140, 141, 142, 143, 144, 145, 146, 147, 148, 149, 625, 626, 627	MH9500	GMC	290, 680
L-6670D	Waukesha	543, 794	MHC1310	International	363, 364, 713
L700	Kenworth	387, 388, 389, 722, 723	MI90	Chevrolet	54, 591
L7000	Ford	149, 150, 151, 152, 153, 154, 155, 156, 157, 158, 159, 160, 627, 628	MI9500	GMC	290, 681
L-7040G	Waukesha	795	Midliner	Renault	509, 776
L-7042G	Waukesha	543, 795	Midlum	Renault	509, 776
L7500	Sterling	780, 781	MK90	Chevrolet	54, 591
L8000	Ford	160, 161, 162, 163, 164, 165, 166, 167, 168, 169, 170, 171, 172, 628, 629, 630	MK9500	GMC	290, 681
			MP-11	Murphy Diesel	452, 762
			MP-12	Murphy Diesel	452, 762, 763
			MP-20	Murphy Diesel	452, 763

MODEL INDEX

Model	Make	Page	Model	Make	Page
MP-21	Murphy Diesel	452, 763	P6500	GMC	297, 685
MP-22	Murphy Diesel	452, 763	P7	Chevrolet	61
MP-24	Murphy Diesel	452, 763		GMC	243, 297
MR	Mack	437, 739	Paystar	International	364, 365, 366, 713
MR Series	Mack	437, 438, 439, 739, 740	PB200	Plymouth	775
MS	International	364, 713	PB250	Plymouth	775
MS Series (Midliner)	Mack	439, 740	PB300	Plymouth	775
MS1210	International	364, 713	PB350	Plymouth	775
MS280	Mitsubishi Fuso	762	Premium	Renault	509, 510, 776
MS380-2	Mitsubishi Fuso	762	PS4500	GMC	297
MVP-EF	Thomas Built Bus	783	Q50	Chevrolet	61
N10	Volvo	532, 788		GMC	243, 297
N12	Volvo	533, 788	Q60	Chevrolet	61, 596
N50	Chevrolet	54		GMC	243, 297, 685
	GMC	243, 290	Q80	Chevrolet	61
N60	Chevrolet	54, 591		GMC	243, 297
	GMC	243, 290, 681	R Series	Mack	439, 440, 441, 740, 741
N7	Volvo	533	R20	Chevrolet	61, 596
N80	Chevrolet	54, 592	R20 Suburban	Chevrolet	61, 596
	GMC	243, 290, 681	R2500	Chevrolet	61, 596
N9E Bison	Chevrolet	54, 592		GMC	243, 297, 298, 685
	GMC	243, 290, 291, 681	R2500 Suburban	Chevrolet	61, 62, 596
N9F Bison	Chevrolet	54, 55, 592		GMC	243, 298, 685
	GMC	243, 291, 681, 682	R30	Chevrolet	62, 596, 597
NC9502	GMC	291	R3500	Chevrolet	62, 597
NH12	Volvo	533, 788		GMC	243, 298, 299, 685
NH90	Chevrolet	55, 592	Ram 2500	Dodge	81, 82, 607, 608
NH9500	GMC	291, 682	Ram 2500 Van	Dodge	82, 608
NH9502	GMC	291	Ram 3500	Dodge	82, 83, 608
NI90	Chevrolet	55, 593	Ram 3500 Van	Dodge	83, 608
NI9500	GMC	291, 682	Ram 4000	Dodge	83, 608
NJ90	Chevrolet	55	Ram 4500	Dodge	83, 608
NJ9500	GMC	291	Ram 5500	Dodge	83, 608
NJ9502	GMC	291	RB	Mack	441, 742
NL10	Volvo	533, 788	RB Series	Mack	441, 442, 742
NL12	Volvo	533, 788	RD Series	Mack	442, 443, 444, 742, 743
NPR	Isuzu	372, 716	RL Series	Mack	444, 743
NQR	Isuzu	372, 716	RM Series	Mack	444, 445, 743, 744
NRR	Isuzu	372, 717	RM7500	GMC	299
NV1500	Nissan	452	RM80	Chevrolet	62
NV200	Nissan	452	RS Series	Mack	445, 744, 745
NV2500	Nissan	452	RW Series	Mack	445, 446, 745
NV3500	Nissan	452	S Series	International	366, 367, 368, 369, 713, 714
P-100	Ford	184, 631	S-10D	Teledyne - Wisconsin	526
P20	Chevrolet	55, 593	S-12D	Teledyne - Wisconsin	526
P20 Series	Chevrolet	56, 593	S130	Renault	776
P20 Van	Chevrolet	56, 593, 594	S150	Renault	777
P200	Dodge	81, 607	S7	Chevrolet	62, 597
P-2154	Waukesha	544, 795		GMC	243, 299, 685
P25	GMC	291, 292, 682	S-8	Teledyne - Wisconsin	526
P2500	GMC	292, 293, 683	Savana 2500	GMC	299, 300, 685, 686
P252	GMC	293	Savana 3500	GMC	300, 301, 686
P253	GMC	293	Savana 4500	GMC	301, 686
P25/P2500 Van	GMC	292, 682	SC7000 / SC8000	Sterling	525, 783
P30	Chevrolet	57, 58, 59, 594, 595	SC7000 Cargo	Sterling	525
P30 Series	Chevrolet	59, 595	Scout	International	369, 714
P30 Van	Chevrolet	59, 60, 595, 596	Scout II	International	369, 714, 715
P300	Dodge	81, 607	SE50	Chevrolet	62, 63
P35	GMC	293, 683	SE5500	GMC	301
P-350	Ford	184, 185, 186, 631, 632	SE60	Chevrolet	597
P3500	GMC	294, 295, 296, 684	SE6000	GMC	301, 686
P35/P3500 Van	GMC	293, 294, 683, 684	SF17	Hino	693
P4	Chevrolet	60	SG19	Hino	693
	GMC	243, 296	SG20	Hino	693
P40	Chevrolet	60, 596	SG23	Hino	693
P-400	Ford	186, 632	SG231	Hino	693
P4500	GMC	296, 297, 684	SG3320	Hino	693
P-500	Ford	186, 632	SG3323	Hino	693
P6	Chevrolet	60	SG50	Chevrolet	63
	GMC	243, 297	SG5500	GMC	301
P6000	Chevrolet	60, 61, 596	SG5523	Hino	693

MODEL INDEX

Model	Make	Page	Model	Make	Page
SG6000	GMC	301	TM65	Chevrolet	69, 600
Sierra 2500	GMC	301, 686	TM6500	GMC	307, 308, 689
Sierra 2500 HD	GMC	301, 302, 303, 686	TM70	Chevrolet	69, 600
Sierra 3500	GMC	303, 686, 687	TM7500	GMC	308, 689
Sierra 3500 HD	GMC	303, 304, 687	TM80	Chevrolet	69, 600
Sierra C3	GMC	304, 687		GMC	243, 308, 689
Silver Star Series	Sterling	525, 526, 783	Topkick	GMC	308, 309, 689
Silverado 2500	Chevrolet	63, 597	Topkick C8500	GMC	309, 689, 690
Silverado 2500 HD	Chevrolet	63, 64, 597	Transit Connect	Ford	186, 632
Silverado 3500	Chevrolet	64, 65, 597	Transtar	International	369, 370, 371, 372, 715, 716
Silverado 3500 HD	Chevrolet	65, 597	Travego	Mercedes-Benz	752
SLF 200	Thomas Built Bus	783, 784	Travelall	International	372, 716
SM5500	GMC	304	Truck Models (By Engine)	Prevost	776
SM6000	GMC	304	TS, TR, TX	Lister-Petter	731
SM6500	GMC	304	TS50	Chevrolet	69
Sprinter 2500	Dodge	83, 608	TS5500	GMC	309
	Freightliner	186, 241, 650	TS6000	GMC	309
	Mercedes-Benz	447, 448	TV70	Chevrolet	69
Sprinter 3500	Dodge	83, 84, 608	TV7500	GMC	309
	Freightliner	186, 241, 650	TW90	Chevrolet	69, 600
	Mercedes-Benz	447, 448		GMC	243, 309, 690
SS50	Chevrolet	65	TX3	Lister-Petter	731
SS5500	GMC	304	Type C - FS-65 Chassis	Thomas Built Bus	784
SS6000	GMC	304	Type D - Saf-T-Liner-EF	Thomas Built Bus	784
ST1	Lister-Petter	731	Type D - Saf-T-Liner-ER	Thomas Built Bus	784
ST2	Lister-Petter	731	Type D - Saf-T-Liner-HDX	Thomas Built Bus	784
ST3	Lister-Petter	731	U Series	Mack	446, 447, 745, 746
Suburban 2500	Chevrolet	65, 597	Unimog U-100	Mercedes-Benz	752
T2000	Kenworth	389, 390, 391, 392, 723	Unimog U-1000	Mercedes-Benz	448, 752
T300	Kenworth	392, 393, 394, 395, 723, 724	Unimog U-1000T	Mercedes-Benz	448
T300 Medium Duty	Kenworth	395, 724	Unimog U-110	Mercedes-Benz	448, 752
T40	Chevrolet	65, 66, 597	Unimog U-1100T	Mercedes-Benz	752
	GMC	243, 304, 687	Unimog U-110L	Mercedes-Benz	448, 752
T400	Kenworth	395, 396, 397, 724	Unimog U-1150	Mercedes-Benz	753
T450	Kenworth	397, 398, 724	Unimog U-120	Mercedes-Benz	753
T5500	Chevrolet	66, 597, 598	Unimog U-1200	Mercedes-Benz	448, 449, 753
	GMC	243, 304, 687	Unimog U-1200T	Mercedes-Benz	449, 753
T600	Kenworth	398, 399, 400, 401, 402, 403, 404, 405, 406, 724, 725, 726	Unimog U-125	Mercedes-Benz	753
T6500	Chevrolet	66, 598	Unimog U-1250	Mercedes-Benz	449, 753
	GMC	243, 304, 305, 687	Unimog U-1250L	Mercedes-Benz	449, 753, 754
T7500	Chevrolet	66, 598	Unimog U-130	Mercedes-Benz	449, 754
	GMC	243, 305, 687	Unimog U-1300	Mercedes-Benz	449, 754
T800	Kenworth	406, 407, 408, 409, 410, 411, 412, 413, 414, 726, 727	Unimog U-1300L	Mercedes-Benz	449, 754
T8500	Chevrolet	66, 67, 598	Unimog U-130T	Mercedes-Benz	449, 754
	GMC	243, 305, 687, 688	Unimog U-1350L	Mercedes-Benz	449, 754
TD50	Chevrolet	67	Unimog U-140	Mercedes-Benz	449, 754, 755
	GMC	243, 305	Unimog U-1400	Mercedes-Benz	449, 755
TD60	Chevrolet	67	Unimog U-1400T	Mercedes-Benz	449, 755
	GMC	243, 305	Unimog U-140L	Mercedes-Benz	449, 755
TE50	Chevrolet	67, 598, 599	Unimog U-140T	Mercedes-Benz	449
TE5500	GMC	305, 306, 688	Unimog U-1450	Mercedes-Benz	449, 755
TE60	Chevrolet	67, 68, 599	Unimog U-1450L	Mercedes-Benz	449, 755
TE6000	GMC	306, 307, 688, 689	Unimog U-1500	Mercedes-Benz	449, 756
TE65	Chevrolet	68, 599, 600	Unimog U-1500T	Mercedes-Benz	450, 756
TE6500	GMC	307, 689	Unimog U-1550	Mercedes-Benz	450, 756
TG50	Chevrolet	68, 69	Unimog U-1550L	Mercedes-Benz	450, 756
TG5500	GMC	307	Unimog U-1600	Mercedes-Benz	450, 756
TG60	Chevrolet	69	Unimog U-1650	Mercedes-Benz	450, 756
	GMC	243, 307	Unimog U-1650L	Mercedes-Benz	450, 757
TG70	Chevrolet	69	Unimog U-1700	Mercedes-Benz	450, 757
	GMC	243, 307	Unimog U-1700L	Mercedes-Benz	450, 757
TJ70	Chevrolet	69, 600	Unimog U-1700T	Mercedes-Benz	450, 757
	GMC	243, 307, 689	Unimog U-1750	Mercedes-Benz	450, 757, 758
TL960	Thomas Built Bus	784	Unimog U-1750L	Mercedes-Benz	450, 758
TM-13	Teledyne - Continental	783	Unimog U-1800T	Mercedes-Benz	758
TM-20	Teledyne - Continental	783	Unimog U-1850	Mercedes-Benz	758
TM-27	Teledyne - Continental	783	Unimog U-1850L	Mercedes-Benz	758
TM5500	GMC	307	Unimog U-2100	Mercedes-Benz	450, 758, 759
TM6000	GMC	307	Unimog U-2100L	Mercedes-Benz	450, 759
			Unimog U-2100T	Mercedes-Benz	759
			Unimog U-2150	Mercedes-Benz	450, 759

MODEL INDEX

Model	Make	Page	Model	Make	Page
Unimog U-2150L	Mercedes-Benz	450, 759		GMC	243, 311, 691
Unimog U-2400	Mercedes-Benz	450, 760	W70	Chevrolet	71
Unimog U-2400TG	Mercedes-Benz	450, 760	W900	Kenworth	414, 415, 416, 417, 418, 419, 420, 421, 422, 423, 727, 728, 729, 730
Unimog U-2450	Mercedes-Benz	450, 760			
Unimog U-300	Mercedes-Benz	760	WA / WC / WG / WH / WI / WX		
Unimog U-400	Mercedes-Benz	760	Series	Volvo	538, 539, 540, 541, 790, 791, 792
Unimog U-45	Mercedes-Benz	760	WC	Volvo	792
Unimog U-500	Mercedes-Benz	760	WF (C,P,T) Series	Freightliner	241, 242, 243, 650
Unimog U-52	Mercedes-Benz	760	WG	Volvo	541, 792
Unimog U-54	Mercedes-Benz	450, 760	WH	Volvo	792
Unimog U-55	Mercedes-Benz	761	WI	Volvo	792
Unimog U-60	Mercedes-Benz	761	WM7500	GMC	311
Unimog U-600	Mercedes-Benz	761	WM80	Chevrolet	71, 602
Unimog U-600L	Mercedes-Benz	761		GMC	243, 311, 691
Unimog U-600T	Mercedes-Benz	761	WT5500	Chevrolet	602
Unimog U-650	Mercedes-Benz	761		GMC	651, 691
Unimog U-650L	Mercedes-Benz	761	WV70	Chevrolet	71
Unimog U-66	Mercedes-Benz	761	WV7500	GMC	311
Unimog U-72	Mercedes-Benz	761	WW90	Chevrolet	71, 602
Unimog U-80	Mercedes-Benz	761		GMC	243, 311, 691
Unimog U-800	Mercedes-Benz	761	WX	Volvo	792
Unimog U-84	Mercedes-Benz	761	Y	Teledyne - Continental	526
Unimog U-90	Mercedes-Benz	761	Yukon XL 2500	GMC	311, 312, 691, 692
Unimog U-900	Mercedes-Benz	761	Z Series	Iveco	717
Unimog U-95	Mercedes-Benz	761	1000A	International	695
Unitog U-300	Mercedes-Benz	450, 451, 761	1000B	International	316, 695
Unitog U-400	Mercedes-Benz	451, 761, 762	1000C	International	316, 695
Unitog U-500	Mercedes-Benz	451, 762	1000D	International	316, 695
Unitstar	International	372, 716	1010	International	312, 313, 693, 694
V Series	Cummins Engines	73, 603, 604	1017	Mercedes-Benz	447
V20	Chevrolet	69, 600	1100A	International	695, 696
V20 Suburban	Chevrolet	69, 70, 600	1100B	International	316, 696
V2500	GMC	310, 690	1100C	International	316, 317, 696
V2500 Suburban	Chevrolet	70, 600	1100D	International	317, 696
	GMC	243, 310, 690	110.16A	Iveco	372, 717
V30	Chevrolet	70, 600, 601	110.17	Iveco	717
V3500	Chevrolet	70, 601	1110	International	313, 694
	GMC	243, 310, 690	1140	Caterpillar	559
V60	Chevrolet	70, 601	1145	Caterpillar	559
	GMC	243, 310, 690	1150	Caterpillar	559
V80	Chevrolet	71, 601	1160	Caterpillar	559
	GMC	243, 310, 690	1200A	International	696
Various	Lister-Petter	731	1200B	International	317, 696
Various Models	Nova Bus	763	1200C	International	317, 696
VHD Series	Volvo	533, 534, 788	1200D	International	317, 696
VN	Volvo	788	1210	International	313, 314, 694
VNL	Volvo	788	12.155	Star	777
VNL Series	Volvo	534, 535, 536, 788, 789	12.157	Star	777
VNM Series	Volvo	536, 537, 538, 789, 790	1217	Mercedes-Benz	447
VRD155	Waukesha	795	1219	Mercedes-Benz	447
VRD-232	Waukesha	795	1300	UD	784
VT	Volvo	790	1300A	International	696
VT Series	Volvo	538, 790	1300B	International	317, 696
W Series	Mack	746	1300C	International	317, 696, 697
W200	Dodge	84, 608	1300D	International	317, 697
W200 Pickup	Dodge	84, 85, 608, 609	130.13A	Iveco	372, 717
W200 Series	Dodge	85, 609	130.16A	Iveco	373, 717
W250	Dodge	85, 609	1310	International	314, 694
W300	Dodge	85, 86, 609	135	Waukesha	541, 542, 792
W300 Pickup	Dodge	86, 609	1400	UD	784
W300 Series	Dodge	86, 609	140GZ	Waukesha	542
W350	Dodge	87, 610	1452	International	314, 694
W3500 Forward	GMC	310, 690, 691	1452SC	International	317, 697
W3500 Tiltmaster	Chevrolet	71, 601	160A Series	Magirus-Deutz	746
W4500 Forward	GMC	311, 691	1652 / 1654	International	318, 697
W4500 Tiltmaster	Chevrolet	71, 601	1652SC	International	318, 697
W5500 Forward	GMC	311, 691	1670	Caterpillar	559
W5500 Tiltmaster	Chevrolet	71, 601	1673	Caterpillar	559
W6	Chevrolet	71, 601	1673C	Caterpillar	4, 560
	GMC	243, 311, 691	1674	Caterpillar	4
W7	Chevrolet	71, 601, 602	1676	Caterpillar	559

MODEL INDEX

Model	Make	Page	Model	Make	Page
1693	Caterpillar	4	4HE1 Engine	Isuzu	372
1754	International	315, 694	4HF1 Engine	Isuzu	372
180	Waukesha	542, 792	4HK1 Engine	Isuzu	372
1800CS	UD	784	5000-5900 Series Severe Service	International	330, 331, 332, 333, 334, 335, 702, 703
180DCL	Waukesha	542, 792	530	Diamond T	73
190	Waukesha	542	532	Diamond T	73
190GBL	Waukesha	542	630	Diamond T	73
1932AK	Mercedes-Benz	747	632	Diamond T	73
195	Waukesha	542	6-330D	Waukesha	792
1954	International	315, 694	662	Diamond T	73
195GK	Waukesha	542	6B	Consolidated Diesel	72, 602
197	Waukesha	542	6C	Consolidated Diesel	72, 602
200	International	312, 693	6D1	Mitsubishi	451
2200-2275 Series	International	318, 319, 697	6D2	Mitsubishi	451
2300-2375 Series	International	319, 320, 697, 698	6D31	Mitsubishi	451
2500	Ram	508, 776	6SD1 Engine	Isuzu	716
2554	International	315, 695	7000	International	316
2554 / 2564 Series	International	320, 321, 698	7000-7700	International	704
2574 / 2575 Series	International	321, 322, 698, 699	7100	International	316
2654	International	315, 695	7100-7700 Severe Service	International	335, 336, 337, 338, 704, 705
2654 Series	International	322, 323, 699	730 / 730C	Diamond T	74
2674 / 2675 Series	International	323, 324, 325, 699, 700	75.9A	Iveco	373, 717
2.9L	John Deere	373	80.13A	Iveco	373, 717
2L600 Kubota	Onan	763	80.16A	Iveco	373, 717
3000	International	315, 695	80.9A	Iveco	373, 717
3000-3900 Series Bus	International	325, 326, 327, 701	8100-8600 Heavy-Duty	International	338, 339, 340, 341, 342, 343, 344, 705, 706, 707
3054 Perkins	Caterpillar	4, 560	8.125	Star	777
3176B	Caterpillar	4	830 / 830C	Diamond T	74
3176C	Caterpillar	4	852	Murphy Diesel	451, 452, 762
3196	Caterpillar	4	855 Series	Cummins Engines	72, 602
320	Peterbilt	452, 453, 454, 763, 764	862	Murphy Diesel	452, 762
3204	Caterpillar	560	872	Murphy Diesel	452, 762
320M Series	Magirus-Deutz	746	8955T / A	John Deere	373, 717
330	Peterbilt	455, 456, 764	900A	International	344, 707
335	Peterbilt	456, 764	90.13A	Iveco	373, 717
340	Peterbilt	456, 764, 765	908B	International	344, 707
3400	International	315, 316	908C	International	345, 707
3500	Ram	508, 776	90.9A	Iveco	373, 717
357	Peterbilt	456, 457, 458, 459, 460, 461, 462, 463, 464, 765, 766	9100-9900 Heavy-Duty	International	345, 346, 347, 348, 349, 350, 351, 707, 708, 709
359	Peterbilt	464, 465, 466, 467, 766	95 XF	DAF	604
3600	International	316, 695	9K Astro	Chevrolet	4
362	Peterbilt	467, 468, 469, 470, 471, 766, 767		GMC	243, 243
3700	International	695	9L Astro	Chevrolet	4
372	Peterbilt	471, 472, 473, 767		GMC	243, 243
375	Peterbilt	473, 474, 475, 476, 477, 767, 768			
377	Peterbilt	477, 478, 479, 480, 481, 482, 768, 769			
377 A/E	Peterbilt	505			
378	Peterbilt	482, 483, 484, 485, 486, 487, 488, 489, 769, 770			
379	Peterbilt	490, 491, 492, 493, 494, 495, 496, 497, 498, 770, 771, 772			
3800	International	316, 695			
385	Peterbilt	498, 499, 500, 501, 502, 772			
386	Peterbilt	502, 772, 773			
387	Peterbilt	503, 504, 505, 773			
389	Peterbilt	505, 773			
3900FC	International	327, 701			
4000	International	316, 695			
4000-4900 Series Medium-Duty	International	327, 328, 329, 330, 701, 702			
4-220D	Waukesha	792			
4300	International	695			
430-C	Diamond T	73, 604			
431	Diamond T	73, 604			
4400	International	695			
452	Murphy Diesel	451, 762			
462	Murphy Diesel	451, 762			
4700	International	695			
472	Murphy Diesel	451, 762			
4800	International	695			
4B	Consolidated Diesel	72, 602			

ALTERNATORS AND GENERATORS

ENGINE	YEAR	APPLICATION	Mfg	Amp	Volt	PART NO.	OPT. NO.
AM General							
Hummer							
V8 5.7L 350cid	1996-95	124 Amp	DR	124	12	7901-2N	
V8 5.7L 350cid		DR CS144, 120 Amp, 5S pulley	DR	120	12	7901-2N-5G	
V8 6.2L 379cid	1993-92	Diesel, 105 Amp	DR	100-105	12	8165-11N	
V8 6.5L 395cid	2001-98	Diesel, DR CS144, IR/ EF, 124 Amp, Std.	DR	140	12	8219N	
V8 6.5L 395cid	1997-96	Diesel, DR CS144, IR/ EF, 124 Amp, Std.	DR	140	12	8219N	
V8 6.5L 395cid	1994	Diesel, 105 Amp	DR	100-105	12	8165-11N	
Autocar							
All Models (By Engine)							
Caterpillar 1673	1972-70	w/Opt. 75 Amp Neg. Ground	DR	75	12	7255N	8066N
Caterpillar 1674	1979-77	w/Opt. 75 Amp Neg. Ground	DR	75	12	7255N	8066N
Caterpillar 1674	1979-73	w/Std. 65 Amp Neg. Ground	DR	80	12	7138N	7850N
Caterpillar 1674		w/Std. 65 Amp Pos. Ground	DR	80	12	7136N	
Caterpillar 1674		w/Std. 80 Amp Neg. Ground	DR	80	12	7138N	7850N
Caterpillar 1674		w/Std. 80 Amp Pos. Ground	DR	80	12	7136N	
Caterpillar 1674	1975-70	w/Opt. 75 Amp Neg. Ground	DR	75	12	7255N	8066N
Caterpillar 1674	1976	w/Opt. 75 Amp Neg. Ground	DR	75	12	7255N	8066N
Caterpillar 1674	1974	w/Opt. 75 Amp Neg. Ground	DR	75	12	7255N	8066N
Caterpillar 1693T / TA	1979-76	w/Opt. 75 Amp Neg. Ground	DR	75	12	7255N	8066N
Caterpillar 1693T / TA	1979-73	w/Std. 65 Amp Neg. Ground	DR	80	12	7138N	7850N
Caterpillar 1693T / TA		w/Std. 65 Amp Pos. Ground	DR	80	12	7136N	
Caterpillar 1693T / TA		w/Std. 80 Amp Neg. Ground	DR	80	12	7138N	7850N
Caterpillar 1693T / TA		w/Std. 80 Amp Pos. Ground	DR	80	12	7136N	
Caterpillar 1693T / TA	1975-70	w/Opt. 75 Amp Neg. Ground	DR	75	12	7255N	8066N
Caterpillar 1693T / TA	1978	w/Opt. 75 Amp Neg. Ground	DR	75	12	7255N	8066N
Caterpillar 3306	1979-77	w/Opt. 75 Amp Neg. Ground	DR	75	12	7255N	8066N
Caterpillar 3306	1979-75	w/Std. 65 Amp Neg. Ground	DR	80	12	7138N	7850N
Caterpillar 3306		w/Std. 65 Amp Pos. Ground	DR	80	12	7136N	
Caterpillar 3306		w/Std. 80 Amp Neg. Ground	DR	80	12	7138N	7850N
Caterpillar 3306		w/Std. 80 Amp Pos. Ground	DR	80	12	7136N	
Caterpillar 3306	1976	w/Opt. 75 Amp Neg. Ground	DR	75	12	7255N	8066N
Caterpillar 3306	1975	w/Opt. 75 Amp Neg. Ground	DR	75	12	7255N	8066N
Caterpillar 3406	1979-75	w/Std. 65 Amp Neg. Ground	DR	80	12	7138N	7850N
Caterpillar 3406		w/Std. 65 Amp Pos. Ground	DR	80	12	7136N	
Caterpillar 3406		w/Std. 80 Amp Neg. Ground	DR	80	12	7138N	7850N
Caterpillar 3406		w/Std. 80 Amp Pos. Ground	DR	80	12	7136N	
Caterpillar 3406	1978-76	w/Opt. 75 Amp Neg. Ground	DR	75	12	7255N	8066N
Caterpillar 3406	1979	w/Opt. 75 Amp Neg. Ground	DR	75	12	7255N	8066N
Caterpillar 3406	1975	w/Opt. 75 Amp Neg. Ground	DR	75	12	7255N	8066N
Cummins KT-450	1979-77	w/Opt. 75 Amp Neg. Ground	DR	75	12	7255N	8066N
Cummins KT-450	1979-75	w/Std. 65 Amp Neg. Ground	DR	80	12	7138N	7850N
Cummins KT-450		w/Std. 65 Amp Pos. Ground	DR	80	12	7136N	
Cummins KT-450		w/Std. 80 Amp Neg. Ground	DR	80	12	7138N	7850N
Cummins KT-450		w/Std. 80 Amp Pos. Ground	DR	80	12	7136N	
Cummins KT-450	1978-76	w/Opt. 75 Amp Neg. Ground	DR	75	12	7255N	8066N
Cummins KT-450	1975	w/Opt. 75 Amp Neg. Ground	DR	75	12	7255N	8066N
Cummins NH-230	1979-76	w/Opt. 75 Amp Neg. Ground	DR	75	12	7255N	8066N
Cummins NH-230	1979-73	w/Std. 65 Amp Neg. Ground	DR	80	12	7138N	7850N
Cummins NH-230		w/Std. 65 Amp Pos. Ground	DR	80	12	7136N	
Cummins NH-230		w/Std. 80 Amp Neg. Ground	DR	80	12	7138N	7850N
Cummins NH-230		w/Std. 80 Amp Pos. Ground	DR	80	12	7136N	
Cummins NH-230	1975-70	w/Opt. 75 Amp Neg. Ground	DR	75	12	7255N	8066N
Cummins NH-230	1977	w/Opt. 75 Amp Neg. Ground	DR	75	12	7255N	8066N
Cummins NHC-250	1972-70	w/Opt. 75 Amp Neg. Ground	DR	75	12	7255N	8066N
Cummins NTA-370	1974-73	w/Std. 65 Amp Neg. Ground	DR	80	12	7138N	7850N
Cummins NTA-370		w/Std. 65 Amp Pos. Ground	DR	80	12	7136N	
Cummins NTA-370		w/Std. 80 Amp Neg. Ground	DR	80	12	7138N	7850N
Cummins NTA-370		w/Std. 80 Amp Pos. Ground	DR	80	12	7136N	
Cummins NTA-370	1973-70	w/Opt. 75 Amp Neg. Ground	DR	75	12	7255N	8066N
Cummins NTA-370	1974	w/Opt. 75 Amp Neg. Ground	DR	75	12	7255N	8066N
Cummins NTA-400	1979-76	w/Opt. 75 Amp Neg. Ground	DR	75	12	7255N	8066N
Cummins NTA-400	1979-75	w/Std. 65 Amp Neg. Ground	DR	80	12	7138N	7850N
Cummins NTA-400		w/Std. 65 Amp Pos. Ground	DR	80	12	7136N	
Cummins NTA-400		w/Std. 80 Amp Neg. Ground	DR	80	12	7138N	7850N
Cummins NTA-400		w/Std. 80 Amp Pos. Ground	DR	80	12	7136N	

ALTERNATORS

ALTERNATORS AND GENERATORS

ENGINE	YEAR	APPLICATION	Mfg	Amp	Volt	PART NO.	OPT. NO.
Autocar (Cont'd)							
All Models (By Engine) (Cont'd)							
Cummins NTA-400	1977	w/Opt. 75 Amp Neg. Ground	DR	75	12	7255N	8066N
Cummins NTA-400	1975	w/Opt. 75 Amp Neg. Ground	DR	75	12	7255N	8066N
Cummins NTC-230	1979-76	w/Opt. 75 Amp Neg. Ground	DR	75	12	7255N	8066N
Cummins NTC-230	1979-75	w/Std. 65 Amp Neg. Ground	DR	80	12	7138N	7850N
Cummins NTC-230		w/Std. 65 Amp Pos. Ground	DR	80	12	7136N	
Cummins NTC-230		w/Std. 80 Amp Neg. Ground	DR	80	12	7138N	7850N
Cummins NTC-230		w/Std. 80 Amp Pos. Ground	DR	80	12	7136N	
Cummins NTC-230	1975	w/Opt. 75 Amp Neg. Ground	DR	75	12	7255N	8066N
Cummins NTC-250	1979-77	w/Opt. 75 Amp Neg. Ground	DR	75	12	7255N	8066N
Cummins NTC-250	1979-76	w/Std. 65 Amp Neg. Ground	DR	80	12	7138N	7850N
Cummins NTC-250		w/Std. 65 Amp Pos. Ground	DR	80	12	7136N	
Cummins NTC-250		w/Std. 80 Amp Neg. Ground	DR	80	12	7138N	7850N
Cummins NTC-250		w/Std. 80 Amp Pos. Ground	DR	80	12	7136N	
Cummins NTC-250	1978-76	w/Opt. 75 Amp Neg. Ground	DR	75	12	7255N	8066N
Cummins NTC-270	1972-70	w/Opt. 75 Amp Neg. Ground	DR	75	12	7255N	8066N
Cummins NTC-290	1979-76	w/Opt. 75 Amp Neg. Ground	DR	75	12	7255N	8066N
Cummins NTC-290	1979-73	w/Std. 65 Amp Neg. Ground	DR	80	12	7138N	7850N
Cummins NTC-290		w/Std. 65 Amp Pos. Ground	DR	80	12	7136N	
Cummins NTC-290		w/Std. 80 Amp Neg. Ground	DR	80	12	7138N	7850N
Cummins NTC-290		w/Std. 80 Amp Pos. Ground	DR	80	12	7136N	
Cummins NTC-290	1974-70	w/Opt. 75 Amp Neg. Ground	DR	75	12	7255N	8066N
Cummins NTC-290	1975	w/Opt. 75 Amp Neg. Ground	DR	75	12	7255N	8066N
Cummins NTC-335	1974-73	w/Std. 65 Amp Neg. Ground	DR	80	12	7138N	7850N
Cummins NTC-335		w/Std. 65 Amp Pos. Ground	DR	80	12	7136N	
Cummins NTC-335		w/Std. 80 Amp Neg. Ground	DR	80	12	7138N	7850N
Cummins NTC-335		w/Std. 80 Amp Pos. Ground	DR	80	12	7136N	
Cummins NTC-335	1974-70	w/Opt. 75 Amp Neg. Ground	DR	75	12	7255N	8066N
Cummins NTC-335	1973	w/Opt. 75 Amp Neg. Ground	DR	75	12	7255N	8066N
Cummins NTC-350	1975-73	w/Opt. 75 Amp Neg. Ground	DR	75	12	7255N	8066N
Cummins NTC-350		w/Std. 65 Amp Neg. Ground	DR	80	12	7138N	7850N
Cummins NTC-350		w/Std. 65 Amp Pos. Ground	DR	80	12	7136N	
Cummins NTC-350		w/Std. 80 Amp Neg. Ground	DR	80	12	7138N	7850N
Cummins NTC-350		w/Std. 80 Amp Pos. Ground	DR	80	12	7136N	
Cummins NTC-350	1974-70	w/Opt. 75 Amp Neg. Ground	DR	75	12	7255N	8066N
Cummins PT-270	1979-76	w/Opt. 75 Amp Neg. Ground	DR	75	12	7255N	8066N
Cummins PT-270	1979-73	w/Std. 65 Amp Neg. Ground	DR	80	12	7138N	7850N
Cummins PT-270		w/Std. 65 Amp Pos. Ground	DR	80	12	7136N	
Cummins PT-270		w/Std. 80 Amp Neg. Ground	DR	80	12	7138N	7850N
Cummins PT-270		w/Std. 80 Amp Pos. Ground	DR	80	12	7136N	
Cummins PT-270	1975-73	w/Opt. 75 Amp Neg. Ground	DR	75	12	7255N	8066N
Cummins PT-270	1978	w/Opt. 75 Amp Neg. Ground	DR	75	12	7255N	8066N
Cummins PT-300	1979-76	w/Opt. 75 Amp Neg. Ground	DR	75	12	7255N	8066N
Cummins PT-300	1979-75	w/Std. 65 Amp Neg. Ground	DR	80	12	7138N	7850N
Cummins PT-300		w/Std. 65 Amp Pos. Ground	DR	80	12	7136N	
Cummins PT-300		w/Std. 80 Amp Neg. Ground	DR	80	12	7138N	7850N
Cummins PT-300		w/Std. 80 Amp Pos. Ground	DR	80	12	7136N	
Cummins PT-300	1975	w/Opt. 75 Amp Neg. Ground	DR	75	12	7255N	8066N
Cummins Super 250	1974-73	w/Std. 65 Amp Neg. Ground	DR	80	12	7138N	7850N
Cummins Super 250		w/Std. 65 Amp Pos. Ground	DR	80	12	7136N	
Cummins Super 250		w/Std. 80 Amp Neg. Ground	DR	80	12	7138N	7850N
Cummins Super 250		w/Std. 80 Amp Pos. Ground	DR	80	12	7136N	
Cummins Super 250	1974	w/Opt. 75 Amp Neg. Ground	DR	75	12	7255N	8066N
Cummins Super 250	1973	w/Opt. 75 Amp Neg. Ground	DR	75	12	7255N	8066N
Cummins V-903	1972-70	w/Opt. 75 Amp Neg. Ground	DR	75	12	7255N	8066N
DD 12V-71N	1979-73	w/Std. 65 Amp Neg. Ground	DR	80	12	7138N	7850N
DD 12V-71N		w/Std. 65 Amp Pos. Ground	DR	80	12	7136N	
DD 12V-71N		w/Std. 80 Amp Neg. Ground	DR	80	12	7138N	7850N
DD 12V-71N		w/Std. 80 Amp Pos. Ground	DR	80	12	7136N	
DD 12V-71N	1978-70	w/Opt. 75 Amp Neg. Ground	DR	75	12	7255N	8066N
DD 12V-71N	1979	w/Opt. 75 Amp Neg. Ground	DR	75	12	7255N	8066N
DD 6V-71	1979-78	w/Opt. 75 Amp Neg. Ground	DR	75	12	7255N	8066N
DD 6V-71	1979-73	w/Std. 65 Amp Neg. Ground	DR	80	12	7138N	7850N
DD 6V-71		w/Std. 65 Amp Pos. Ground	DR	80	12	7136N	
DD 6V-71		w/Std. 80 Amp Neg. Ground	DR	80	12	7138N	7850N
DD 6V-71		w/Std. 80 Amp Pos. Ground	DR	80	12	7136N	
DD 6V-71	1977-76	w/Opt. 75 Amp Neg. Ground	DR	75	12	7255N	8066N

ALTERNATORS

ALTERNATORS AND GENERATORS

ENGINE	YEAR	APPLICATION	Mfg	Amp	Volt	PART NO.	OPT. NO.
Autocar (Cont'd)							
All Models (By Engine) (Cont'd)							
DD 6V-71	1975-70	w/Opt. 75 Amp Neg. Ground	DR	75	12	7255N	8066N
DD 6V-92	1979-76	w/Opt. 75 Amp Neg. Ground	DR	75	12	7255N	8066N
DD 6V-92		w/Std. 65 Amp Neg. Ground	DR	80	12	7138N	7850N
DD 6V-92		w/Std. 65 Amp Pos. Ground	DR	80	12	7136N	
DD 6V-92		w/Std. 80 Amp Neg. Ground	DR	80	12	7138N	7850N
DD 6V-92		w/Std. 80 Amp Pos. Ground	DR	80	12	7136N	
DD 6V-92	1977	w/Opt. 75 Amp Neg. Ground	DR	75	12	7255N	8066N
DD 8V-71	1979-73	w/Std. 65 Amp Neg. Ground	DR	80	12	7138N	7850N
DD 8V-71		w/Std. 65 Amp Pos. Ground	DR	80	12	7136N	
DD 8V-71		w/Std. 80 Amp Neg. Ground	DR	80	12	7138N	7850N
DD 8V-71		w/Std. 80 Amp Pos. Ground	DR	80	12	7136N	
DD 8V-71	1978-76	w/Opt. 75 Amp Neg. Ground	DR	75	12	7255N	8066N
DD 8V-71	1974-70	w/Opt. 75 Amp Neg. Ground	DR	75	12	7255N	8066N
DD 8V-71	1979	w/Opt. 75 Amp Neg. Ground	DR	75	12	7255N	8066N
DD 8V-71	1975	w/Opt. 75 Amp Neg. Ground	DR	75	12	7255N	8066N
DD 8V-92		w/Opt. 75 Amp Neg. Ground	DR	75	12	7255N	8066N
DD 8V-92		w/Std. 65 Amp Neg. Ground	DR	80	12	7138N	7850N
DD 8V-92		w/Std. 65 Amp Pos. Ground	DR	80	12	7136N	
DD 8V-92		w/Std. 80 Amp Neg. Ground	DR	80	12	7138N	7850N
DD 8V-92		w/Std. 80 Amp Pos. Ground	DR	80	12	7136N	
Bluebird							
All Models (By Engine)							
Caterpillar 3116	1996-92	Bosch Replacement Unit, 160 Amp, 3 Mounting Ears	BO	160	12	12490N	12715N
Caterpillar 3116		Bosch Replacement Unit, 200 Amp	BO	200	12	12715N	
Caterpillar 3116		Delco 21SI Series	DR	130	12	7971N	
Caterpillar 3116		Delco 21SI Series	DR	160	12	8028N	
Caterpillar 3116		Delco 21SI, 130 Amp Series	DR	130	12	7971N	
Caterpillar 3126	2003-99	Leece Neville 2700JB, 130 Amp, w/trio	LN	130	12	7612N	7613N
Caterpillar 3126	2003-98	DR 22SI J-180 Mt., 130 Amp, 14.1 Vset	DR	145	12	8078N	7685N
Caterpillar 3126		DR 22SI J-180 Mt., 145 Amp, 14.1 Vset	DR	145	12	8078N	7685N
Caterpillar 3126		Leece Neville, IR/EF, 160 Amp, trio activated, (235mm rotor OAL)	LN	160	12	7613N	7613N-LC
Caterpillar 3126		LN, IR / EF, 185 Amp, B. Post-left	LN	185	12	8658N	8745N
Caterpillar 3126		LN, IR / EF, 185 Amp, B. Post-right	LN	185	12	8673N	8658N
Caterpillar 3126		Opt. Serv. Repl., DR 24SI, J180 Mt., 160 Amp	DR	160	12	8718N	
Caterpillar 3126	1996-92	Bosch Replacement Unit, 160 Amp, 3 Mounting Ears	BO	160	12	12490N	12715N
Caterpillar 3126		Bosch Replacement Unit, 200 Amp	BO	200	12	12715N	
Caterpillar 3126		Delco 21SI Series	DR	130	12	7971N	
Caterpillar 3126		Delco 21SI Series	DR	160	12	8028N	
Caterpillar 3126		Delco 21SI, 130 Amp Series	DR	130	12	7971N	
Caterpillar 3126	1998	Leece Neville 2700JB, 130 Amp	LN	130	12	7612N	7613N
Caterpillar C7, 7.2L	2006-04	LN, 200 Amp, Ign. Stud, Int. Sense, B. Post-left	LN	200	12	8320N	8745N
Caterpillar C7, 7.2L		LN, 200 Amp, J-180 Mt., Ign. Stud, Int. Sense, B. Post-right	LN	200	12	8320N	8745N
Caterpillar C7, 7.2L		LN, 270 Amp, J-180 Mt., Ign. Stud, Int. Sense, B. Post-right	LN	270	12	8654N	
Caterpillar C7, 7.2L		LN, ER / EF, Dual Ft. Mt., 185 Amp	LN	185	12	8674N	
Caterpillar C7, 7.2L		LN, IR / EF, 185 Amp, B. Post-left	LN	185	12	8658N	8745N
Caterpillar C7, 7.2L		LN, IR / EF, 185 Amp, B. Post-right	LN	185	12	8673N	8658N
Caterpillar C7, 7.2L Diesel		LN IR/ EF, 175 Amp, J-180 Mtg.	LN	175	12	8663N	
Cummins Gas Eng.	1996-90	Delco CS130 Series	DR	100-105	12	7687N	
Cummins ISB, 5.9L	2008-97	Leece Neville 2700JB, 130 Amp, w/trio	LN	130	12	7612N	7613N
Cummins ISB, 5.9L		Leece Neville, IR/EF, 160 Amp, trio activated, (235mm rotor OAL)	LN	160	12	7613N	7613N-LC
Cummins ISB, 5.9L		LN, IR / EF, 185 Amp, B. Post-right	LN	185	12	8673N	8658N
Cummins ISB, 5.9L	2006-04	LN IR/ EF, 175 Amp, J-180 Mtg.	LN	175	12	8663N	
Cummins ISB, 5.9L		LN, 200 Amp, J-180 Mt., Ign. Stud, Int. Sense	LN	200	12	8320N	8745N
Cummins ISB, 5.9L		LN, 270 Amp, J-180 Mt., Ign. Stud, Int. Sense	LN	270	12	8654N	
Cummins ISB, 5.9L		LN, IR / EF, 185 Amp, B. Post-left	LN	185	12	8658N	8745N
Cummins ISB, 6.7L	2007	Bosch IR/IF, Repl. Unit, Quad Pad Mtg, 200 Amp	BO	200	12	12716N	
Cummins ISB, 6.7L		Leece-Neville, IR/ EF, 270 Amp, Pad Mount	LN	270	12	8681N	
Cummins ISB02, 5.9L	2008-02	Leece-Neville, IR/ EF, 270 Amp, Pad Mount	LN	270	12	8681N	
Cummins ISC 8.3L	2008-00	Opt. Serv. Repl., DR 24SI, J180 Mt., 160 Amp	DR	160	12	8718N	
Cummins ISC, 8.3L	2009-03	LN, ER / EF, Dual Ft. Mt., 185 Amp	LN	185	12	8674N	
Cummins ISC, 8.3L	2009-00	LN, 200 Amp, Ign. Stud, Int. Sense, B. Post-left	LN	200	12	8320N	8745N
Cummins ISC, 8.3L		LN, IR / EF, 185 Amp, B. Post-left	LN	185	12	8658N	8745N

ALTERNATORS

ALTERNATORS AND GENERATORS

ENGINE	YEAR	APPLICATION	Mfg	Amp	Volt	PART NO.	OPT. NO.
Bluebird (Cont'd)							
All Models (By Engine) (Cont'd)							
Cummins ISC, 8.3L	2008-00	DR 22SI J-180 Mt., 130 Amp, 14.1 Vset	DR	145	12	8078N	7685N
Cummins ISC, 8.3L		DR 22SI J-180 Mt., 145 Amp, 14.1 Vset	DR	145	12	8078N	7685N
Cummins ISC, 8.3L		Leece-Neville, IR / 130 Amp, No Trio	LN	160	12	7613N	7613N-LC
Cummins ISC, 8.3L	2006-04	LN IR/ EF, 175 Amp, J-180 Mtg.	LN	175	12	8663N	
Cummins ISC, 8.3L		LN, 200 Amp, J-180 Mt., Ign. Stud, Int. Sense, B.Post-right	LN	200	12	8320N	8745N
Cummins ISC, 8.3L		LN, 270 Amp, J-180 Mt., Ign. Stud, Int. Sense, B. Post-right	LN	270	12	8654N	
Cummins ISC, 8.3L		LN, IR / EF, 185 Amp, B. Post-right	LN	185	12	8673N	8658N
Detroit Diesel Eng.	1990-85	w/24-Volt Belt Drive 50DN	DR	270	24	8359R	
DT466 IHC, 7.6L	2006-04	LN, IR / EF, 185 Amp, B. Post-right	LN	185	12	8673N	8658N
DT466 IHC, 7.6L	2006	Bosch IR/IF, Repl. Unit, Quad Pad Mtg, 200 Amp	BO	200	12	12716N	
DT466 IHC, 7.6L		Bosch Repl.*J180 Mount*Unit, 200 Amp	BO	200	12	12715N	
DT466 IHC, 7.6L		Bosch Replacement Unit, 160 Amp, 3 Mounting Ears	BO	160	12	12490N	12715N
DT466 IHC, 7.6L		LN, 200 Amp, J-180 Mt., Ign. Stud, Int. Sense, B.Post-right	LN	200	12	8320N	8745N
DT466 IHC, 7.6L		LN, 270 Amp, J-180 Mt., Ign. Stud, Int. Sense, B. Post-right	LN	270	12	8654N	
DT466 IHC, 7.6L		LN, IR / EF, 185 Amp, B. Post-left	LN	185	12	8658N	8745N
DT466E IHC, 7.6L		LN IR/ EF, 175 Amp, J-180 Mtg.	LN	175	12	8663N	
J.Deere 6081, 8.1L (CNG)	2006-04	LN IR/ EF, 175 Amp, J-180 Mtg.	LN	175	12	8663N	
J.Deere 6081, 8.1L (CNG)		LN, 200 Amp, J-180 Mt., Ign. Stud, Int. Sense	LN	200	12	8320N	8745N
J.Deere 6081, 8.1L (CNG)		LN, 270 Amp, J-180 Mt., Ign. Stud, Int. Sense	LN	270	12	8654N	
J.Deere 6081, 8.1L (CNG)		LN, ER / EF, Dual Ft. Mt., 185 Amp	LN	185	12	8674N	
J.Deere 6081, 8.1L (CNG)		LN, IR / EF, 185 Amp, B. Post-left	LN	185	12	8658N	8745N
J.Deere 6081, 8.1L (CNG)		LN, IR / EF, 185 Amp, B. Post-right	LN	185	12	8673N	8658N
Caterpillar							
1674							
6 Cyl. Eng.	1977-67	25SI Delco	DR	50	24	7254N	
1693							
6 Cyl. Eng.	1977-71	25SI Delco	DR	50	24	7254N	
6 Cyl. Eng.		25SI Delco	DR	75	12	7255N	8066N
3196							
Various Eng.	2002-97	DR 30SI, 105 Amp, w/R Pin, w/o Transformer	DR	105	12	7940N	
Various Eng.		w/Motorola (Insulated Ground)	MO	35	24	8050N	
1673C							
6 Cyl. Eng.	1977-71	25SI Delco	DR	50	24	7254N	
3054 Perkins							
Various Eng.	2000-95	w/Bosch	BO	55	12	12164N	
3176B							
Various Eng.	1997-92	w/Motorola (Insulated Ground)	MO	35	24	8050N	
3176C							
Various Eng.	2002-97	w/Motorola (Insulated Ground)	MO	35	24	8050N	
Chevrolet							
9K Astro							
Cummins NTC-300	1986-84	Delco 25SI Alternator	DR	75	12	7255N	8066N
Cummins NTC-300		Opt. Delco 30SI / 90 Amp	DR	90	12	7262N	
9L Astro							
Cummins NTC-300	1986-84	Delco 25SI Alternator	DR	75	12	7255N	8066N
Cummins NTC-300		Opt. Delco 30SI / 90 Amp	DR	90	12	7262N	
A60							
GMC Toro-Flo D-478	1965-63	All Models (Std.)	DR	63	12	7122N	
A80							
GMC Toro-Flo D-478	1965-63	All Models (Std.)	DR	63	12	7122N	
Avalanche 2500							
V8 8.1L 496cid	2006-05	Bosch, 100 Amp	BO	110	12	11076N	8292N-DR
V8 8.1L 496cid		Delco AD244, 145 Amp	DR	130-145	12	8292N	8292N-253A
V8 8.1L 496cid	2004-03	Delco AD244, 130-145 Amp	DR	130-145	12	8292N	8292N-253A
V8 8.1L 496cid		Std. 105 Amp, Single or Dual	DR	105	12	8247N	
V8 8.1L 496cid	2002	145 Amp (DR44G) upgrade version	DR	145	12	8292N-DR	8292N-253A
V8 8.1L 496cid		253 Amp Aftermarket upgrade	DR	253	12	8292N-253A	
V8 8.1L 496cid		Delco AD230, 105 Amp, Std.	DR	105	12	8247N	

ALTERNATORS AND GENERATORS

ENGINE	YEAR	APPLICATION	Mfg	Amp	Volt	PART NO.	OPT. NO.
Chevrolet (Cont'd)							
Avalanche 2500 (Cont'd)							
V8 8.1L 496cid	2002	Delco AD244, 130 Amp, Opt.	DR	130-145	12	8292N	8292N-253A
B60							
8 Cyl. 5.7L 350cid	1979	w/DbI Mtg. Foot, 100 Amp	DR	100	12	7157MN	
8 Cyl. 7.0L 427cid	1986	w/108 Amp	DR	120	12	7287-9N	
8 Cyl. 7.0L 427cid		w/42 Amp	DR	63	12	7127-9N	7294-9N
8 Cyl. 7.0L 427cid		w/56 Amp	DR	94	12	7294-9N	
8 Cyl. 7.0L 427cid		w/70 Amp	DR	85	12	7134-9N	
8 Cyl. 8.2L 501cid	1993-92	Delco 21SI, 130 Amp Series	DR	130	12	7971N	
8 Cyl. 8.2L 501cid	1993-79	w/ Air Brakes, 27SI, 100 Amp	DR	100	12	7850N	8076N
8 Cyl. 8.2L 501cid		w/Air Brakes, 80 Amp	DR	80	12	7138N	7850N
GM 5.7L (350) V8 Gas	1979	w/80 Amp	DR	100	12	7157MN	
GM 6.0L (366) V8 Gas		w/80 Amp	DR	100	12	7157MN	
GM 6.0L (366) V8 Gas		w/DbI Mtg. Foot, 100 Amp	DR	100	12	7157MN	
V8 5.7L 350cid	1990-84	108 AMP, 9:00 Plug Position	DR	120	12	7287-9N	
V8 5.7L 350cid	1990-80	w/80 Amp	DR	100	12	7157MN	
V8 5.7L 350cid	1986-84	w/42 Amp	DR	63	12	7127-9N	7294-9N
V8 5.7L 350cid		w/56 Amp	DR	94	12	7294-9N	
V8 5.7L 350cid		w/70 Amp	DR	85	12	7134-9N	
V8 5.7L 350cid	1983-80	w/DbI Mtg. Foot, 100 Amp	DR	100	12	7157MN	
V8 5.7L 350cid	1989	108 Amp, 12:00 Plug Position	DR	120	12	7287-12N	
V8 6.0L 366cid	1991-90	w/120 Amp (TBI) 9:00 Plug Position	DR	120	12	7287-9N	
V8 6.0L 366cid	1988-84	w/108 Amp	DR	120	12	7287-9N	
V8 6.0L 366cid	1986-84	42 Amp	DR	63	12	7127-9N	7294-9N
V8 6.0L 366cid		w/56 Amp	DR	94	12	7294-9N	
V8 6.0L 366cid		w/70 Amp	DR	85	12	7134-9N	
V8 6.0L 366cid	1983-80	w/DbI Mtg. Foot, 100 Amp	DR	100	12	7157MN	
V8 6.0L 366cid	1990	w/Carb, w/108 Amp	DR	120	12	7287-9N	
V8 6.0L 366cid	1989	w/108 Amp, 12:00 Plug Position	DR	120	12	7287-12N	
V8 6.0L 366cid		w/108 Amp, 9:00 Plug Position	DR	120	12	7287-9N	
V8 7.0L 427cid	1985-84	w/108 Amp	DR	120	12	7287-9N	
V8 7.0L 427cid		w/42 Amp	DR	63	12	7127-9N	7294-9N
V8 7.0L 427cid		w/56 Amp	DR	94	12	7294-9N	
V8 7.0L 427cid		w/70 Amp	DR	85	12	7134-9N	
V8 8.2L 501cid	1993-92	DD 8.2L (N, T), Bosch Replacement Unit, 160 Amp, 3 Mounting Ears	BO	160	12	12490N	12715N
V8 8.2L 501cid		DD 8.2L (N, T), Bosch Replacement Unit, 200 Amp	BO	200	12	12715N	
V8 8.2L 501cid		DD 8.2L (N, T), w/105 Amp	DR	130	12	7971N	
V8 8.2L 501cid	1991-89	DD 8.2L (N, T), Bosch Replacement Unit, 160 Amp, 3 Mounting Ears	BO	160	12	12490N	12715N
V8 8.2L 501cid		DD 8.2L (N, T), Bosch Replacement Unit, 200 Amp	BO	200	12	12715N	
V8 8.2L 501cid		DD 8.2L (N, T), w/105 Amp	DR	130	12	7971N	
V8 8.2L 501cid		Delco 21SI, 130 Amp Series	DR	130	12	7971N	
V8 8.2L 501cid	1991-81	w/ Air Brakes, 27SI, 100 Amp	DR	100	12	7850N	8076N
V8 8.2L 501cid		w/Air Brakes, 80 Amp	DR	80	12	7138N	7850N
B7							
6 Cyl. 6.6L 403cid	2002-99	Caterpillar 3116, Bosch Replacement Unit, 160 Amp, 3 Mounting Ears	BO	160	12	12490N	12715N
6 Cyl. 6.6L 403cid		Caterpillar 3116, Bosch Replacement Unit, 200 Amp	BO	200	12	12715N	
6 Cyl. 6.6L 403cid		Caterpillar 3116, DR 21SI, 130 Amp	DR	130	12	7971N	
6 Cyl. 6.6L 403cid		Caterpillar 3116, DR 21SI, 160 Amp	DR	160	12	8028N	
8 Cyl. 6.0L 366cid	1992	DR CS144 IR/ EF, 145 Amp	DR	145	12	7684N	
8 Cyl. 6.0L 366cid		w/124 Amp	DR	145	12	7684N	
L6 6.6L 403cid	1998-94	Caterpillar 3116, DR 21SI, 130 Amp	DR	130	12	7971N	
L6 6.6L 403cid		Caterpillar 3116, DR 21SI, 160 Amp	DR	160	12	8028N	
L6 6.6L 403cid	1998-93	Caterpillar 3116, Bosch Replacement Unit, 160 Amp, 3 Mounting Ears	BO	160	12	12490N	12715N
L6 6.6L 403cid		Caterpillar 3116, Bosch Replacement Unit, 200 Amp	BO	200	12	12715N	
L6 6.6L 403cid	1993	Delco 21SI, 130 Amp Series	DR	130	12	7971N	
L6 7.2L 441cid	2002-98	Caterpillar 3126, Bosch Replacement Unit, 160 Amp, 3 Mounting Ears	BO	160	12	12490N	12715N
L6 7.2L 441cid		Caterpillar 3126, Bosch Replacement Unit, 200 Amp	BO	200	12	12715N	
L6 7.2L 441cid		Caterpillar 3126, DR 21SI, 130 Amp	DR	130	12	7971N	
L6 7.2L 441cid		Caterpillar 3126, DR 21SI, 160 Amp	DR	160	12	8028N	
V8 6.0L 366cid	1998-93	DR CS144 IR/ EF, 145 Amp	DR	145	12	7684N	
V8 6.0L 366cid	1996-93	w/124 Amp	DR	145	12	7684N	

ALTERNATORS

ALTERNATORS AND GENERATORS

ENGINE	YEAR	APPLICATION	Mfg	Amp	Volt	PART NO.	OPT. NO.
Chevrolet (Cont'd)							
B7 (Cont'd)							
V8 6.5L 395cid	1998-97	w/124 Amp	DR	124	12	8209N	
V8 7.0L 7011cc 427cid	1998-95	DR CS144 IR/ EF, 145 Amp	DR	145	12	7684N	
V8 7.0L 7011cc 427cid	1994	Bosch Replacement Unit, 160 Amp, 3 Mounting Ears	BO	160	12	12490N	12715N
V8 7.0L 7011cc 427cid		Bosch Replacement Unit, 200 Amp	BO	200	12	12715N	
V8 7.0L 7011cc 427cid		Delco Unit, 160 Amp	DR	160	12	8028N	
V8 7.4L 454cid	2000-99	DR CS144 IR/ EF, 145 Amp	DR	145	12	7684N	
V8 8.1L 496cid	2002-01	Delco AD244, 130 Amp	DR	130	12	8492-9N	
V8 8.1L 496cid	2001	Delco AD230, 105 Amp, Reg. 3:00	DR	105	12	8490-3N	
V8 8.1L 496cid		Delco AD230, 105 Amp, Reg. 9:00	DR	105	12	8490-9N	
C20							
L6 4.1L 250cid	1984-83	Std. w/AC	DR	94	12	7294-9N	
L6 4.1L 250cid		Std. w/o AC	DR	63	12	7127-9N	7294-9N
L6 4.1L 250cid	1982-75	w/AC	DR	63	12	7127-9N	7294-9N
L6 4.1L 250cid		w/o AC	DR	63	12	7127-9N	7294-9N
L6 4.1L 250cid	1984	Opt. HD, 108 Amp, 12:00 Plug Position	DR	120	12	7287-12N	
L6 4.1L 250cid	1980	w/DbI Mtg. Foot (Opt HD)	DR	100	12	7157MN	
L6 4.1L 250cid		w/Sgl Mtg. Foot, w/AC	DR	63	12	7127-9N	7294-9N
L6 4.1L 250cid		w/Sgl Mtg. Foot, w/o AC	DR	63	12	7127-9N	7294-9N
L6 4.8L 292cid	1986-83	Std. w/AC	DR	94	12	7294-9N	
L6 4.8L 292cid		Std. w/o AC	DR	63	12	7127-9N	7294-9N
L6 4.8L 292cid	1982-81	w/AC	DR	63	12	7127-9N	7294-9N
L6 4.8L 292cid	1982-76	w/o AC	DR	63	12	7127-9N	7294-9N
L6 4.8L 292cid	1979-76	w/AC	DR	63	12	7127-9N	7294-9N
L6 4.8L 292cid	1980	w/DbI Mtg. Foot	DR	100	12	7157MN	
L6 4.8L 292cid		w/Sgl Mtg. Foot, w/AC	DR	63	12	7127-9N	7294-9N
L6 4.8L 292cid		w/Sgl Mtg. Foot, w/o AC	DR	63	12	7127-9N	7294-9N
L6 4.8L 292cid	1975	w/AC	DR	63	12	7127-9N	7294-9N
L6 4.8L 292cid		w/o AC	DR	63	12	7127-9N	7294-9N
V6 4.3L 262cid	1986	Std. w/AC or HBW	DR	94	12	7294-12N	
V6 4.3L 262cid		Std. w/o AC	DR	63	12	7127-12N	7294-12N
V6 4.3L 262cid	1985	Std. w/AC or HBW	DR	94	12	7294-12N	
V6 4.3L 262cid		Std. w/o AC	DR	63	12	7127-12N	7294-12N
V8 5.0L 305cid	1985-83	Opt. Service Unit, DR 12SI, CW, 94 Amp, Self Excite 1 Wire Aftermarket Design	DR	94	12	7294-SEN	
V8 5.0L 305cid	1985-77	Opt. Service Unit, DR 10SI, CW, 63 Amp, Self Excite 1 Wire Aftermarket Design	DR	63	12	7127-SEN	
V8 5.0L 305cid	1984-83	w/AC, Opt. 78 Amp	DR	94	12	7294-3N	
V8 5.0L 305cid		w/AC, Std. 66 Amp	DR	94	12	7294-3N	
V8 5.0L 305cid	1984-77	w/o AC	DR	63	12	7127-3N	7294-3N
V8 5.0L 305cid	1982-77	w/AC	DR	63	12	7127-3N	7294-3N
V8 5.0L 305cid	1986	37-42 Amp	DR	63	12	7127-3N	7294-3N
V8 5.0L 305cid		66 Amp	DR	94	12	7294-9N	
V8 5.0L 305cid		78 Amp	DR	94	12	7294-9N	
V8 5.0L 305cid	1985	66 Amp	DR	94	12	7294-3N	
V8 5.0L 305cid		78 Amp	DR	94	12	7294-3N	
V8 5.0L 305cid		Delco 42 Amp	DR	63	12	7127-3N	7294-3N
V8 5.0L 305cid	1980	w/DbI Mtg. Foot (Opt HD)	DR	100	12	7157MN	
V8 5.0L 305cid		w/Sgl Mtg. Foot, w/AC	DR	63	12	7127-3N	7294-3N
V8 5.0L 305cid		w/Sgl Mtg. Foot, w/o AC	DR	63	12	7127-3N	7294-3N
V8 5.7L 350cid	1985-83	Opt. Service Unit, DR 12SI, CW, 94 Amp, Self Excite 1 Wire Aftermarket Design	DR	94	12	7294-SEN	
V8 5.7L 350cid		Opt. w/AC	DR	94	12	7294-3N	
V8 5.7L 350cid		Std. w/AC	DR	94	12	7294-3N	
V8 5.7L 350cid		Std. w/o AC	DR	63	12	7127-3N	7294-3N
V8 5.7L 350cid	1985-75	Opt. Service Unit, DR 10SI, CW, 63 Amp, Self Excite 1 Wire Aftermarket Design	DR	63	12	7127-SEN	
V8 5.7L 350cid	1982-81	w/o AC, w/3:00 Alt Plug	DR	63	12	7127-3N	7294-3N
V8 5.7L 350cid		w/o AC, w/9:00 Alt Plug	DR	63	12	7127-9N	7294-9N
V8 5.7L 350cid	1982-75	w/AC	DR	63	12	7127-3N	7294-3N
V8 5.7L 350cid	1979-75	w/o AC	DR	63	12	7127-3N	7294-3N
V8 5.7L 350cid	1986	VIN L, Opt. w/o AC	DR	94	12	7294-9N	
V8 5.7L 350cid		VIN L, Std. w/AC	DR	94	12	7294-9N	
V8 5.7L 350cid		VIN L, Std. w/o AC	DR	63	12	7127-3N	7294-3N
V8 5.7L 350cid		VIN M, Opt. w/o AC	DR	94	12	7294-3N	
V8 5.7L 350cid		VIN M, Std. w/AC	DR	94	12	7294-3N	

ALTERNATORS AND GENERATORS

ENGINE	YEAR	APPLICATION	Mfg	Amp	Volt	PART NO.	OPT. NO.
Chevrolet (Cont'd)							
C20 (Cont'd)							
V8 5.7L 350cid	1986	VIN M, Std. w/o AC	DR	63	12	7127-3N	7294-3N
V8 5.7L 350cid	1981	Diesel, Opt. Service Unit, DR 10SI, CW, 63 Amp, Self Excite 1 Wire Aftermarket Design				7127-SEN	
V8 5.7L 350cid		Diesel, Std. w/o AC	DR	63	12	7127-3N	7294-3N
V8 5.7L 350cid		Std. w/AC	DR	63	12	7127-9N	7294-9N
V8 5.7L 350cid	1980	w/Dbl Mtg. Foot (Opt HD)	DR	100	12	7157MN	
V8 5.7L 350cid		w/Sgl Mtg. Foot, w/AC	DR	63	12	7127-3N	7294-3N
V8 5.7L 350cid		w/Sgl Mtg. Foot, w/o AC	DR	63	12	7127-3N	7294-3N
V8 6.2L 379cid	1986-83	Diesel, Opt	DR	94	12	7294-12N	
V8 6.2L 379cid		Diesel, Opt. HD, 108 AMP, 9:00 Plug Position	DR	120	12	7287-9N	
V8 6.2L 379cid		Diesel, Std. Unit	DR	94	12	7294-12N	
V8 6.2L 379cid	1982	Diesel, Opt. Service Unit, DR 10SI, CW, 63 Amp, Self Excite 1 Wire Aftermarket Design	DR	63	12	7127-SEN	
V8 6.2L 379cid		Diesel, Std. Unit	DR	63	12	7127-12N	7294-12N
V8 6.6L 400cid	1980-76	Opt. Service Unit, DR 10SI, CW, 63 Amp, Self Excite 1 Wire Aftermarket Design				7127-SEN	
V8 6.6L 400cid	1979-76	w/AC	DR	63	12	7127-3N	7294-3N
V8 6.6L 400cid		w/o AC	DR	63	12	7127-3N	7294-3N
V8 6.6L 400cid	1980	w/Dbl Mtg. Foot (Opt HD)	DR	100	12	7157MN	
V8 6.6L 400cid		w/Sgl Mtg. Foot, w/AC	DR	63	12	7127-3N	7294-3N
V8 6.6L 400cid		w/Sgl Mtg. Foot, w/o AC	DR	63	12	7127-3N	7294-3N
V8 7.4L 454cid	1985-83	Opt. Service Unit, DR 12SI, CW, 94 Amp, Self Excite 1 Wire Aftermarket Design	DR	94	12	7294-SEN	
V8 7.4L 454cid	1985-75	Opt. Service Unit, DR 10SI, CW, 63 Amp, Self Excite 1 Wire Aftermarket Design	DR	63	12	7127-SEN	
V8 7.4L 454cid	1984-83	Std. w/AC	DR	94	12	7294-3N	
V8 7.4L 454cid		Std. w/o AC	DR	63	12	7127-3N	7294-3N
V8 7.4L 454cid	1982-80	w/Dbl Mtg. Foot (Opt HD)	DR	100	12	7157MN	
V8 7.4L 454cid		w/Sgl Mtg. Foot, w/AC	DR	63	12	7127-3N	7294-3N
V8 7.4L 454cid		w/Sgl Mtg. Foot, w/o AC	DR	63	12	7127-3N	7294-3N
V8 7.4L 454cid	1979-75	w/AC	DR	63	12	7127-3N	7294-3N
V8 7.4L 454cid		w/o AC	DR	63	12	7127-3N	7294-3N
V8 7.4L 454cid	1986	Opt. 94 Amp	DR	94	12	7294-12N	
V8 7.4L 454cid		Std. 37-42 Amp	DR	63	12	7127-12N	7294-12N
V8 7.4L 454cid	1985	Federal, w/Dbl Mtg. Foot (Opt HD)	DR	100	12	7157MN	
V8 7.4L 454cid		Federal, w/Sgl Mtg. Foot, Opt. 78 Amp	DR	94	12	7294-12N	
V8 7.4L 454cid		Federal, w/Sgl Mtg. Foot, Opt. 94 Amp	DR	94	12	7294-12N	
V8 7.4L 454cid		Federal, w/Sgl Mtg. Foot, Std. 37-42 Amp	DR	63	12	7127-12N	7294-12N
V8 7.4L 454cid		Optional, 78 Amp, Calif.	DR	94	12	7294-3N	
V8 7.4L 454cid		Optional, 94 Amp, Calif.	DR	94	12	7294-3N	
V8 7.4L 454cid		Standard, 37-42 Amp, Calif.	DR	63	12	7127-3N	7294-3N
V8 7.4L 454cid	1984	Opt. w/AC	DR	94	12	7294-3N	
C20 Pickup							
L6 3.8L 3769cc 230cid	1965-63	Std. Unit	DR	63	12	7122N	
L6 4.1L 250cid	1974-73	w/AC	DR	63	12	7127-9N	7294-9N
L6 4.1L 250cid		w/o AC	DR	63	12	7127-9N	7294-9N
L6 4.1L 250cid	1971-68	Std. Unit	DR	63	12	7122N	
L6 4.1L 250cid	1972	w/AC	DR	63	12	7122N	
L6 4.1L 250cid		w/o AC	DR	63	12	7122N	
L6 4.1L 4097cc 250cid	1974-73	w/AC	DR	63	12	7127-9N	7294-9N
L6 4.1L 4097cc 250cid		w/o AC	DR	63	12	7127-9N	7294-9N
L6 4.1L 4097cc 250cid	1971-66	Std. Unit	DR	63	12	7122N	
L6 4.1L 4097cc 250cid	1972	w/AC	DR	63	12	7122N	
L6 4.1L 4097cc 250cid		w/o AC	DR	63	12	7122N	
L6 4.1L 4098cc 250cid	1974-73	w/AC	DR	63	12	7127-9N	7294-9N
L6 4.1L 4098cc 250cid		w/o AC	DR	63	12	7127-9N	7294-9N
L6 4.1L 4098cc 250cid	1967-66	Std. Unit	DR	63	12	7122N	
L6 4.1L 4098cc 250cid	1972	w/AC	DR	63	12	7122N	
L6 4.1L 4098cc 250cid		w/o AC	DR	63	12	7122N	
L6 4.3L 4278cc 261cid	1962-61	w/Generator	DR	30	12	9005R	
L6 4.8L 292cid	1974-73	w/AC	DR	63	12	7127-9N	7294-9N
L6 4.8L 292cid		w/o AC	DR	63	12	7127-9N	7294-9N
L6 4.8L 292cid	1971-68	Std. Unit	DR	63	12	7122N	
L6 4.8L 292cid	1972	w/AC	DR	63	12	7122N	
L6 4.8L 292cid		w/o AC	DR	63	12	7122N	

ALTERNATORS

ALTERNATORS AND GENERATORS

ENGINE	YEAR	APPLICATION	Mfg	Amp	Volt	PART NO.	OPT. NO.
Chevrolet (Cont'd)							
C20 Pickup (Cont'd)							
L6 4.8L 4786cc 292cid	1974-73	w/AC	DR	63	12	7127-9N	7294-9N
L6 4.8L 4786cc 292cid		w/o AC	DR	63	12	7127-9N	7294-9N
L6 4.8L 4801cc 292cid		w/AC	DR	63	12	7127-9N	7294-9N
L6 4.8L 4801cc 292cid		w/o AC	DR	63	12	7127-9N	7294-9N
L6 4.8L 4801cc 292cid	1971-69	Std. Unit	DR	63	12	7122N	
L6 4.8L 4801cc 292cid	1968-63	Std. Unit	DR	63	12	7122N	
L6 4.8L 4801cc 292cid	1972	w/AC	DR	63	12	7122N	
L6 4.8L 4801cc 292cid		w/o AC	DR	63	12	7122N	
V8 4.6L 4638cc 283cid	1967-63	Std. Unit	DR	63	12	7122N	
V8 4.6L 4638cc 283cid	1962-60	w/Generator	DR	30	12	9005R	
V8 5.0L 307cid	1971-69	Std. Unit	DR	63	12	7122N	
V8 5.0L 307cid	1973	w/AC	DR	63	12	7127-9N	7294-9N
V8 5.0L 307cid		w/o AC	DR	63	12	7127-9N	7294-9N
V8 5.0L 307cid	1972	w/AC	DR	63	12	7122N	
V8 5.0L 307cid		w/o AC	DR	63	12	7122N	
V8 5.0L 307cid	1968	Std. Unit	DR	63	12	7122N	
V8 5.0L 5031cc 307cid	1971-69	Std. Unit	DR	63	12	7122N	
V8 5.0L 5031cc 307cid	1973	w/AC	DR	63	12	7127-9N	7294-9N
V8 5.0L 5031cc 307cid		w/o AC	DR	63	12	7127-9N	7294-9N
V8 5.0L 5031cc 307cid	1972	w/AC	DR	63	12	7122N	
V8 5.0L 5031cc 307cid		w/o AC	DR	63	12	7122N	
V8 5.0L 5031cc 307cid	1968	Std. Unit	DR	63	12	7122N	
V8 5.4L 327cid		Std. Unit	DR	63	12	7122N	
V8 5.7L 350cid	1974-73	Opt. Service Unit, DR 10SI, CW, 63 Amp, Self Excite 1 Wire Aftermarket Design	DR	63	12	7127-SEN	
V8 5.7L 350cid		w/AC	DR	63	12	7127-3N	7294-3N
V8 5.7L 350cid		w/o AC	DR	63	12	7127-3N	7294-3N
V8 5.7L 350cid	1971-69	Std. Unit	DR	63	12	7122N	
V8 5.7L 350cid	1972	w/AC	DR	63	12	7122N	
V8 5.7L 350cid		w/o AC	DR	63	12	7122N	
V8 5.7L 5704cc 348cid	1965-64	Std. Unit	DR	63	12	7122N	
V8 5.7L 5704cc 348cid	1962-60	w/Generator	DR	30	12	9005R	
V8 5.7L 5736cc 350cid	1974-73	Opt. Service Unit, DR 10SI, CW, 63 Amp, Self Excite 1 Wire Aftermarket Design	DR	63	12	7127-SEN	
V8 5.7L 5736cc 350cid		w/AC	DR	63	12	7127-3N	7294-3N
V8 5.7L 5736cc 350cid		w/o AC	DR	63	12	7127-3N	7294-3N
V8 5.7L 5736cc 350cid	1971-69	Std. Unit	DR	63	12	7122N	
V8 5.7L 5736cc 350cid	1972	w/AC	DR	63	12	7122N	
V8 5.7L 5736cc 350cid		w/o AC	DR	63	12	7122N	
V8 5.7L 5737cc 350cid	1974	Opt. Service Unit, DR 10SI, CW, 63 Amp, Self Excite 1 Wire Aftermarket Design	DR	63	12	7127-SEN	
V8 5.7L 5737cc 350cid		w/AC	DR	63	12	7127-3N	7294-3N
V8 5.7L 5737cc 350cid		w/o AC	DR	63	12	7127-3N	7294-3N
V8 6.5L 396cid	1969-68	Std. Unit	DR	63	12	7122N	
V8 6.5L 6489cc 396cid		Std. Unit	DR	63	12	7122N	
V8 6.6L 402cid	1971-70	Std. Unit	DR	63	12	7122N	
V8 6.6L 402cid	1972	w/AC	DR	63	12	7122N	
V8 6.6L 402cid		w/o AC	DR	63	12	7122N	
V8 6.6L 6588cc 402cid	1971-70	Std. Unit	DR	63	12	7122N	
V8 6.6L 6588cc 402cid	1972	w/AC	DR	63	12	7122N	
V8 6.6L 6588cc 402cid		w/o AC	DR	63	12	7122N	
V8 6.7L 6704cc 409cid	1965-64	Std. Unit	DR	63	12	7122N	
V8 6.7L 6704cc 409cid	1962	w/Generator	DR	30	12	9005R	
V8 7.4L 454cid	1974-73	Opt. Service Unit, DR 10SI, CW, 63 Amp, Self Excite 1 Wire Aftermarket Design	DR	63	12	7127-SEN	
V8 7.4L 454cid		w/AC	DR	63	12	7127-3N	7294-3N
V8 7.4L 454cid		w/o AC	DR	63	12	7127-3N	7294-3N
V8 7.4L 7439cc 454cid		Opt. Service Unit, DR 10SI, CW, 63 Amp, Self Excite 1 Wire Aftermarket Design	DR	63	12	7127-SEN	
V8 7.4L 7439cc 454cid		w/AC	DR	63	12	7127-3N	7294-3N
V8 7.4L 7439cc 454cid		w/o AC	DR	63	12	7127-3N	7294-3N
V8 7.4L 7441cc 454cid		Opt. Service Unit, DR 10SI, CW, 63 Amp, Self Excite 1 Wire Aftermarket Design	DR	63	12	7127-SEN	
V8 7.4L 7441cc 454cid		w/AC	DR	63	12	7127-3N	7294-3N
V8 7.4L 7441cc 454cid		w/o AC	DR	63	12	7127-3N	7294-3N

ALTERNATORS

ALTERNATORS AND GENERATORS

ENGINE	YEAR	APPLICATION	Mfg	Amp	Volt	PART NO.	OPT. NO.
Chevrolet (Cont'd)							
C20 Suburban							
L6 3.8L 3769cc 230cid	1965-63	Std. Unit	DR	63	12	7122N	
L6 4.1L 250cid	1974-73	w/AC	DR	63	12	7127-9N	7294-9N
L6 4.1L 250cid		w/o AC	DR	63	12	7127-9N	7294-9N
L6 4.1L 250cid	1971-69	Std. Unit	DR	63	12	7122N	
L6 4.1L 250cid	1972	w/AC	DR	63	12	7122N	
L6 4.1L 250cid		w/o AC	DR	63	12	7122N	
L6 4.1L 250cid	1968	Std. Unit	DR	63	12	7122N	
L6 4.1L 4097cc 250cid	1974-73	w/AC	DR	63	12	7127-9N	7294-9N
L6 4.1L 4097cc 250cid		w/o AC	DR	63	12	7127-9N	7294-9N
L6 4.1L 4097cc 250cid	1971-69	Std. Unit	DR	63	12	7122N	
L6 4.1L 4097cc 250cid	1968-66	Std. Unit	DR	63	12	7122N	
L6 4.1L 4097cc 250cid	1972	w/AC	DR	63	12	7122N	
L6 4.1L 4097cc 250cid		w/o AC	DR	63	12	7122N	
L6 4.1L 4098cc 250cid	1974-73	w/AC	DR	63	12	7127-9N	7294-9N
L6 4.1L 4098cc 250cid		w/o AC	DR	63	12	7127-9N	7294-9N
L6 4.1L 4098cc 250cid	1972	w/AC	DR	63	12	7122N	
L6 4.1L 4098cc 250cid		w/o AC	DR	63	12	7122N	
L6 4.8L 292cid	1982-81	w/AC	DR	63	12	7127-9N	7294-9N
L6 4.8L 292cid	1982-76	w/o AC	DR	63	12	7127-9N	7294-9N
L6 4.8L 292cid	1979-76	w/AC	DR	63	12	7127-9N	7294-9N
L6 4.8L 292cid	1971-69	Std. Unit	DR	63	12	7122N	
L6 4.8L 292cid	1980	w/DbI Mtg. Foot (Opt HD)	DR	100	12	7157MN	
L6 4.8L 292cid		w/Sgl Mtg. Foot, w/AC	DR	63	12	7127-9N	7294-9N
L6 4.8L 292cid		w/Sgl Mtg. Foot, w/o AC	DR	63	12	7127-9N	7294-9N
L6 4.8L 292cid	1975	w/AC	DR	63	12	7127-9N	7294-9N
L6 4.8L 292cid		w/o AC	DR	63	12	7127-9N	7294-9N
L6 4.8L 292cid	1974	VIN S, Std. w/AC	DR	63	12	7127-9N	7294-9N
L6 4.8L 292cid		VIN S, Std. w/o AC	DR	63	12	7127-9N	7294-9N
L6 4.8L 292cid		VIN T, Std. w/AC	DR	63	12	7127-9N	7294-9N
L6 4.8L 292cid		VIN T, Std. w/o AC	DR	63	12	7127-9N	7294-9N
L6 4.8L 292cid	1973	w/AC	DR	63	12	7127-9N	7294-9N
L6 4.8L 292cid		w/o AC	DR	63	12	7127-9N	7294-9N
L6 4.8L 292cid	1972	w/AC	DR	63	12	7122N	
L6 4.8L 292cid		w/o AC	DR	63	12	7122N	
L6 4.8L 292cid	1968	Std. Unit	DR	63	12	7122N	
L6 4.8L 4786cc 292cid	1974	VIN S, Std. w/AC	DR	63	12	7127-9N	7294-9N
L6 4.8L 4786cc 292cid		VIN S, Std. w/o AC	DR	63	12	7127-9N	7294-9N
L6 4.8L 4786cc 292cid		VIN T, Std. w/AC	DR	63	12	7127-9N	7294-9N
L6 4.8L 4786cc 292cid		VIN T, Std. w/o AC	DR	63	12	7127-9N	7294-9N
L6 4.8L 4786cc 292cid	1973	w/AC	DR	63	12	7127-9N	7294-9N
L6 4.8L 4786cc 292cid		w/o AC	DR	63	12	7127-9N	7294-9N
L6 4.8L 4801cc 292cid	1971-69	Std. Unit	DR	63	12	7122N	
L6 4.8L 4801cc 292cid	1968-63	Std. Unit	DR	63	12	7122N	
L6 4.8L 4801cc 292cid	1974	VIN S, Std. w/AC	DR	63	12	7127-9N	7294-9N
L6 4.8L 4801cc 292cid		VIN S, Std. w/o AC	DR	63	12	7127-9N	7294-9N
L6 4.8L 4801cc 292cid		VIN T, Std. w/AC	DR	63	12	7127-9N	7294-9N
L6 4.8L 4801cc 292cid		VIN T, Std. w/o AC	DR	63	12	7127-9N	7294-9N
L6 4.8L 4801cc 292cid	1973	w/AC	DR	63	12	7127-9N	7294-9N
L6 4.8L 4801cc 292cid		w/o AC	DR	63	12	7127-9N	7294-9N
L6 4.8L 4801cc 292cid	1972	w/AC	DR	63	12	7122N	
L6 4.8L 4801cc 292cid		w/o AC	DR	63	12	7122N	
V8 4.6L 4638cc 283cid	1967-63	Std. Unit	DR	63	12	7122N	
V8 4.6L 4638cc 283cid	1962-61	w/Generator	DR	30	12	9005R	
V8 5.0L 305cid	1985-83	Opt. Service Unit, DR 12SI, CW, 94 Amp, Self Excite 1 Wire Aftermarket Design	DR	94	12	7294-SEN	
V8 5.0L 305cid	1985-76	Opt. Service Unit, DR 10SI, CW, 63 Amp, Self Excite 1 Wire Aftermarket Design	DR	63	12	7127-SEN	
V8 5.0L 305cid	1984-83	Opt HD	DR	94	12	7294-3N	
V8 5.0L 305cid		Std. w/AC	DR	94	12	7294-3N	
V8 5.0L 305cid		Std. w/o AC	DR	63	12	7127-3N	7294-3N
V8 5.0L 305cid	1982-76	w/AC	DR	63	12	7127-3N	7294-3N
V8 5.0L 305cid		w/o AC	DR	63	12	7127-3N	7294-3N
V8 5.0L 305cid	1986	37 Amp	DR	63	12	7127-3N	7294-3N
V8 5.0L 305cid		66 Amp	DR	94	12	7294-9N	
V8 5.0L 305cid		78 Amp	DR	94	12	7294-9N	
V8 5.0L 305cid	1985	66 Amp	DR	94	12	7294-3N	

ALTERNATORS

ALTERNATORS AND GENERATORS

ENGINE	YEAR	APPLICATION	Mfg	Amp	Volt	PART NO.	OPT. NO.
Chevrolet (Cont'd)							
C20 Suburban (Cont'd)							
V8 5.0L 305cid	1985	78 Amp	DR	94	12	7294-3N	
V8 5.0L 305cid		Delco 42 Amp	DR	63	12	7127-3N	7294-3N
V8 5.0L 305cid	1980	w/DbI Mtg. Foot (Opt HD)	DR	100	12	7157MN	
V8 5.0L 305cid		w/Sgl Mtg. Foot, w/AC	DR	63	12	7127-3N	7294-3N
V8 5.0L 305cid		w/Sgl Mtg. Foot, w/o AC	DR	63	12	7127-3N	7294-3N
V8 5.0L 307cid	1971-69	Std. Unit	DR	63	12	7122N	
V8 5.0L 307cid	1973	w/AC	DR	63	12	7127-9N	7294-9N
V8 5.0L 307cid		w/o AC	DR	63	12	7127-9N	7294-9N
V8 5.0L 307cid	1972	w/AC	DR	63	12	7122N	
V8 5.0L 307cid		w/o AC	DR	63	12	7122N	
V8 5.0L 307cid	1968	Std. Unit	DR	63	12	7122N	
V8 5.0L 5031cc 307cid	1971-69	Std. Unit	DR	63	12	7122N	
V8 5.0L 5031cc 307cid	1973	w/AC	DR	63	12	7127-9N	7294-9N
V8 5.0L 5031cc 307cid		w/o AC	DR	63	12	7127-9N	7294-9N
V8 5.0L 5031cc 307cid	1972	w/AC	DR	63	12	7122N	
V8 5.0L 5031cc 307cid		w/o AC	DR	63	12	7122N	
V8 5.0L 5031cc 307cid	1968	Std. Unit	DR	63	12	7122N	
V8 5.4L 327cid		Std. Unit	DR	63	12	7122N	
V8 5.7L 350cid	1985-83	Opt. Service Unit, DR 12SI, CW, 94 Amp, Self Excite 1 Wire Aftermarket Design	DR	94	12	7294-SEN	
V8 5.7L 350cid		Std. w/AC	DR	94	12	7294-3N	
V8 5.7L 350cid		Std. w/o AC	DR	63	12	7127-3N	7294-3N
V8 5.7L 350cid	1985-73	Opt. Service Unit, DR 10SI, CW, 63 Amp, Self Excite 1 Wire Aftermarket Design	DR	63	12	7127-SEN	
V8 5.7L 350cid	1981-78	Diesel, Opt. Service Unit, DR 10SI, CW, 63 Amp, Self Excite 1 Wire Aftermarket Design	DR	63	12	7127-SEN	
V8 5.7L 350cid	1981-73	w/AC	DR	63	12	7127-3N	7294-3N
V8 5.7L 350cid		w/o AC	DR	63	12	7127-3N	7294-3N
V8 5.7L 350cid	1979-78	Diesel, w/AC	DR	63	12	7127-3N	7294-3N
V8 5.7L 350cid		Diesel, w/o AC	DR	63	12	7127-3N	7294-3N
V8 5.7L 350cid	1971-69	Std. Unit	DR	63	12	7122N	
V8 5.7L 350cid	1986	VIN L, Opt. w/o AC	DR	94	12	7294-9N	
V8 5.7L 350cid		VIN L, Std. w/AC	DR	94	12	7294-9N	
V8 5.7L 350cid		VIN L, Std. w/o AC	DR	63	12	7127-3N	7294-3N
V8 5.7L 350cid		VIN M, Opt. w/o AC	DR	94	12	7294-3N	
V8 5.7L 350cid		VIN M, Std. w/AC	DR	94	12	7294-3N	
V8 5.7L 350cid		VIN M, Std. w/o AC	DR	63	12	7127-3N	7294-3N
V8 5.7L 350cid	1985	Std. w/HBW	DR	94	12	7294-3N	
V8 5.7L 350cid	1982	Std. w/AC or w/HBW	DR	63	12	7127-3N	7294-3N
V8 5.7L 350cid		Std. w/o AC	DR	63	12	7127-9N	7294-9N
V8 5.7L 350cid	1981	Diesel, Std. w/o AC	DR	63	12	7127-3N	7294-3N
V8 5.7L 350cid		Std. w/AC	DR	63	12	7127-9N	7294-9N
V8 5.7L 350cid	1980	Diesel, w/Sgl Mtg. Foot, w/AC	DR	63	12	7127-3N	7294-3N
V8 5.7L 350cid		Diesel, w/Sgl Mtg. Foot, w/o AC	DR	63	12	7127-3N	7294-3N
V8 5.7L 350cid		w/DbI Mtg. Foot (Opt HD)	DR	100	12	7157MN	
V8 5.7L 350cid		w/Sgl Mtg. Foot, w/AC	DR	63	12	7127-3N	7294-3N
V8 5.7L 350cid		w/Sgl Mtg. Foot, w/o AC	DR	63	12	7127-3N	7294-3N
V8 5.7L 350cid	1972	w/AC	DR	63	12	7122N	
V8 5.7L 350cid		w/o AC	DR	63	12	7122N	
V8 5.7L 5704cc 348cid	1965-64	Std. Unit	DR	63	12	7122N	
V8 5.7L 5704cc 348cid	1962-61	w/Generator	DR	30	12	9005R	
V8 5.7L 5736cc 350cid	1974-73	Opt. Service Unit, DR 10SI, CW, 63 Amp, Self Excite 1 Wire Aftermarket Design	DR	63	12	7127-SEN	
V8 5.7L 5736cc 350cid		w/AC	DR	63	12	7127-3N	7294-3N
V8 5.7L 5736cc 350cid		w/o AC	DR	63	12	7127-3N	7294-3N
V8 5.7L 5736cc 350cid	1971-69	Std. Unit	DR	63	12	7122N	
V8 5.7L 5736cc 350cid	1972	w/AC	DR	63	12	7122N	
V8 5.7L 5736cc 350cid		w/o AC	DR	63	12	7122N	
V8 5.7L 5737cc 350cid	1974	Opt. Service Unit, DR 10SI, CW, 63 Amp, Self Excite 1 Wire Aftermarket Design	DR	63	12	7127-SEN	
V8 5.7L 5737cc 350cid		w/AC	DR	63	12	7127-3N	7294-3N
V8 5.7L 5737cc 350cid		w/o AC	DR	63	12	7127-3N	7294-3N
V8 6.2L 379cid	1986-83	Diesel, Opt. 78 Amp	DR	94	12	7294-12N	
V8 6.2L 379cid		Diesel, Opt. HD, 108 AMP, 9:00 Plug Position	DR	120	12	7287-9N	
V8 6.2L 379cid		Diesel, Std. 66 Amp	DR	94	12	7294-12N	

ALTERNATORS AND GENERATORS

ENGINE	YEAR	APPLICATION	Mfg	Amp	Volt	PART NO.	OPT. NO.
Chevrolet (Cont'd)							
C20 Suburban (Cont'd)							
V8 6.2L 379cid	1982	Diesel, Opt. Service Unit, DR 10SI, CW, 63 Amp, Self Excite 1 Wire Aftermarket Design	DR	63	12	7127-SEN	
V8 6.2L 379cid		Diesel, Std. Unit	DR	63	12	7127-12N	7294-12N
V8 6.5L 396cid	1969-68	Std. Unit	DR	63	12	7122N	
V8 6.5L 6489cc 396cid		Std. Unit	DR	63	12	7122N	
V8 6.6L 400cid	1980-76	Opt. Service Unit, DR 10SI, CW, 63 Amp, Self Excite 1 Wire Aftermarket Design	DR	63	12	7127-SEN	
V8 6.6L 400cid	1979-76	w/AC	DR	63	12	7127-3N	7294-3N
V8 6.6L 400cid		w/o AC	DR	63	12	7127-3N	7294-3N
V8 6.6L 400cid	1980	w/DbI Mtg. Foot (Opt HD)	DR	100	12	7157MN	
V8 6.6L 400cid		w/Sgl Mtg. Foot, w/AC	DR	63	12	7127-3N	7294-3N
V8 6.6L 400cid		w/Sgl Mtg. Foot, w/o AC	DR	63	12	7127-3N	7294-3N
V8 6.6L 402cid	1971-70	Std. Unit	DR	63	12	7122N	
V8 6.6L 402cid	1972	w/AC	DR	63	12	7122N	
V8 6.6L 402cid		w/o AC	DR	63	12	7122N	
V8 6.6L 6588cc 402cid	1971-70	Std. Unit	DR	63	12	7122N	
V8 6.6L 6588cc 402cid	1972	w/AC	DR	63	12	7122N	
V8 6.6L 6588cc 402cid		w/o AC	DR	63	12	7122N	
V8 6.7L 6704cc 409cid	1965-64	Std. Unit	DR	63	12	7122N	
V8 6.7L 6704cc 409cid	1962	w/Generator	DR	30	12	9005R	
V8 7.4L 454cid	1985-83	Opt. Service Unit, DR 12SI, CW, 94 Amp, Self Excite 1 Wire Aftermarket Design	DR	94	12	7294-SEN	
V8 7.4L 454cid	1985-73	Opt. Service Unit, DR 10SI, CW, 63 Amp, Self Excite 1 Wire Aftermarket Design	DR	63	12	7127-SEN	
V8 7.4L 454cid	1984-83	Std. w/AC	DR	94	12	7294-3N	
V8 7.4L 454cid		Std. w/o AC	DR	63	12	7127-3N	7294-3N
V8 7.4L 454cid	1982-80	w/DbI Mtg. Foot (Opt HD)	DR	100	12	7157MN	
V8 7.4L 454cid		w/Sgl Mtg. Foot, w/AC	DR	63	12	7127-3N	7294-3N
V8 7.4L 454cid		w/Sgl Mtg. Foot, w/o AC	DR	63	12	7127-3N	7294-3N
V8 7.4L 454cid	1979-73	w/AC	DR	63	12	7127-3N	7294-3N
V8 7.4L 454cid		w/o AC	DR	63	12	7127-3N	7294-3N
V8 7.4L 454cid	1986	37 Amp	DR	63	12	7127-12N	7294-12N
V8 7.4L 454cid		94 Amp	DR	94	12	7294-12N	
V8 7.4L 454cid	1985	Federal, w/DbI Mtg. Foot (Opt HD)	DR	100	12	7157MN	
V8 7.4L 454cid		Federal, w/Sgl Mtg. Foot, Opt. 78 Amp	DR	94	12	7294-12N	
V8 7.4L 454cid		Federal, w/Sgl Mtg. Foot, Opt. 94 Amp	DR	94	12	7294-12N	
V8 7.4L 454cid		Federal, w/Sgl Mtg. Foot, Std. 37 Amp	DR	63	12	7127-12N	7294-12N
V8 7.4L 454cid		Optional, 78 Amp, Calif.	DR	94	12	7294-3N	
V8 7.4L 454cid		Optional, 94 Amp, Calif.	DR	94	12	7294-3N	
V8 7.4L 454cid		Standard, 37-42 Amp, Calif.	DR	63	12	7127-3N	7294-3N
V8 7.4L 454cid	1984	Opt. w/AC	DR	94	12	7294-3N	
V8 7.4L 7439cc 454cid	1974-73	Opt. Service Unit, DR 10SI, CW, 63 Amp, Self Excite 1 Wire Aftermarket Design	DR	63	12	7127-SEN	
V8 7.4L 7439cc 454cid		w/AC	DR	63	12	7127-3N	7294-3N
V8 7.4L 7439cc 454cid		w/o AC	DR	63	12	7127-3N	7294-3N
V8 7.4L 7441cc 454cid		Opt. Service Unit, DR 10SI, CW, 63 Amp, Self Excite 1 Wire Aftermarket Design	DR	63	12	7127-SEN	
V8 7.4L 7441cc 454cid		w/AC	DR	63	12	7127-3N	7294-3N
V8 7.4L 7441cc 454cid		w/o AC	DR	63	12	7127-3N	7294-3N
C2500							
V6 4.3L 262cid	1995-94	Std. Unit	DR	100-105	12	8165-7N-6G	
V6 4.3L 262cid	1991-90	w/AC	DR	100-105	12	7861-7N-6G	
V6 4.3L 262cid		w/o AC	DR	100-105	12	7861-7N-6G	
V6 4.3L 262cid	1989-88	w/AC	DR	100-105	12	7861-11N-6G	
V6 4.3L 262cid		w/o AC	DR	100-105	12	7861-11N-4G	
V6 4.3L 262cid	1993	Std. Unit	DR	100-105	12	7861-7N-6G	
V6 4.3L 262cid	1992	Opt. 100 Amp	DR	100-105	12	7861-7N-6G	
V6 4.3L 262cid		Std. 85 Amp	DR	100-105	12	7861-7N-6G	
V8 5.0L 305cid	1998-96	DR CS144, IR/ EF, 124 Amp, Std.	DR	140	12	8219N	
V8 5.0L 305cid		DR CS144, IR/EF, Opt., 140 Amp	DR	140	12	8219N	
V8 5.0L 305cid		Internal Fan Alt, Opt. 105 Amp	DR	105	12	8206N	
V8 5.0L 305cid		Internal Fan, Std. 100 Amp	DR	105	12	8206N	
V8 5.0L 305cid	1995-94	Std. 100 Amp	DR	100-105	12	8165-7N-6G	
V8 5.0L 305cid	1995-92	Opt. 124 Amp	DR	124	12	7901-2N	
V8 5.0L 305cid	1995-90	DR CS144, 120 Amp, 5S pulley	DR	120	12	7901-2N-5G	

ALTERNATORS

ALTERNATORS AND GENERATORS

ENGINE	YEAR	APPLICATION	Mfg	Amp	Volt	PART NO.	OPT. NO.
Chevrolet (Cont'd)							
C2500 (Cont'd)							
V8 5.0L 305cid	1991-90	Opt HD	DR	124	12	7901-2N	
V8 5.0L 305cid		Std. w/AC	DR	100-105	12	7861-7N-6G	
V8 5.0L 305cid		Std. w/o AC	DR	100-105	12	7861-7N-6G	
V8 5.0L 305cid	1989-88	Std. w/AC	DR	100-105	12	7861-11N-6G	
V8 5.0L 305cid		Std. w/o AC	DR	100-105	12	7861-11N-4G	
V8 5.0L 305cid	1993	Std. 100 Amp	DR	100-105	12	7861-7N-6G	
V8 5.0L 305cid	1992	Opt. 100 Amp	DR	100-105	12	7861-7N-6G	
V8 5.0L 305cid		Std. 85 Amp	DR	100-105	12	7861-7N-6G	
V8 5.7L 350cid	2000-96	DR CS144, IR/ EF, 124 Amp, Std.	DR	140	12	8219N	
V8 5.7L 350cid		DR CS144, IR/EF, Opt., 140 Amp	DR	140	12	8219N	
V8 5.7L 350cid		Internal Fan Alt, Opt. 105 Amp	DR	105	12	8206N	
V8 5.7L 350cid		Internal Fan, Std. 100 Amp	DR	105	12	8206N	
V8 5.7L 350cid	1995-94	Opt. 105 Amp	DR	100-105	12	8165-7N-6G	
V8 5.7L 350cid		Opt. 124 Amp	DR	124	12	7901-2N	
V8 5.7L 350cid		Std. 100 Amp	DR	100-105	12	8165-7N-6G	
V8 5.7L 350cid	1995-91	DR CS144, 120 Amp, 5S pulley	DR	120	12	7901-2N-5G	
V8 5.7L 350cid	1992-91	Opt HD, 124 Amp	DR	124	12	7901-2N	
V8 5.7L 350cid		w/AC, 105 Amp	DR	100-105	12	7861-7N-6G	
V8 5.7L 350cid	1989-88	w/AC, 100 Amp, 6-Groove Pulley	DR	100-105	12	7861-11N-6G	
V8 5.7L 350cid		w/AC, 105 Amp, 6-Groove Pulley	DR	100-105	12	7861-11N-6G	
V8 5.7L 350cid		w/o AC, 85 Amp, 4-Groove Pulley	DR	100-105	12	7861-11N-4G	
V8 5.7L 350cid	1993	w/1:00 Alt Plug, 124 Amp	DR	124	12	7901-2N	
V8 5.7L 350cid		w/7:00 Alt Plug, Opt. 105 Amp	DR	100-105	12	8165-7N-6G	
V8 5.7L 350cid		w/7:00 Alt Plug, Std. 100 Amp	DR	100-105	12	7861-7N-6G	
V8 5.7L 350cid	1992	w/o AC, Opt. 100 Amp	DR	100-105	12	7861-7N-6G	
V8 5.7L 350cid		w/o AC, Std. 85 Amp	DR	100-105	12	7861-7N-6G	
V8 5.7L 350cid	1991	w/AC, 100 Amp	DR	100-105	12	7861-7N-6G	
V8 5.7L 350cid		w/o AC, 85 Amp	DR	100-105	12	7861-7N-6G	
V8 5.7L 350cid	1990	Opt. w/AC, 105 Amp	DR	100-105	12	7861-7N-6G	
V8 5.7L 350cid		Std. w/AC, 100 Amp	DR	100-105	12	7861-7N-6G	
V8 5.7L 350cid		Std. w/o AC, 85 Amp	DR	100-105	12	7861-7N-6G	
V8 6.2L 379cid	1992-91	Diesel, w/AC, Opt. 105 Amp	DR	100-105	12	7861-11N-6G	
V8 6.2L 379cid	1992-88	Diesel, w/AC, Std. 100 Amp	DR	100-105	12	7861-11N-6G	
V8 6.2L 379cid		Diesel, w/o AC	DR	100-105	12	7861-11N-4G	
V8 6.2L 379cid	1993	Diesel, Opt. 105 Amp	DR	100-105	12	8165-11N	
V8 6.2L 379cid		Diesel, Std. 100 Amp	DR	100-105	12	8165-11N	
V8 6.5L 395cid	2000-98	Diesel, DR CS144, IR/ EF, 124 Amp, Std.	DR	140	12	8219N	
V8 6.5L 395cid		Diesel, DR CS144, IR/EF, Opt., 140 Amp	DR	140	12	8219N	
V8 6.5L 395cid		Diesel, Internal Fan Alt, Std. 100 Amp, Tapered Collar Pulley ...	DR	100	12	8227N	8206N
V8 6.5L 395cid	2000-97	Diesel, Internal Fan, Opt. 105 Amp, Std. Pulley	DR	105	12	8206N	
V8 6.5L 395cid	1994-93	Diesel, Opt. 105 Amp, w/11:00 Alt Plug	DR	100-105	12	8165-11N	
V8 6.5L 395cid	1997	Diesel, DR CS144, IR/ EF, 124 Amp	DR	140	12	8219N	
V8 6.5L 395cid		Diesel, Internal Fan Alt, Tapered Collar Pulley, Std. 100 Amp, 2nd Prod	DR	100	12	8227N	8206N
V8 6.5L 395cid		Diesel, Internal Fan, Std. 100 Amp	DR	105	12	8206N	
V8 6.5L 395cid	1995	Diesel, Std. 105 Amp	DR	100-105	12	8165-11N	
V8 6.5L 395cid	1994	Diesel, Std. 100 Amp, w/11:00 Alt Plug	DR	100-105	12	8165-11N	
V8 6.5L 395cid		Diesel, Std. 100 Amp, w/7:00 Alt Plug	DR	100-105	12	8165-7N-6G	
V8 6.5L 395cid	1992	Diesel, Std. w/o AC	DR	100-105	12	7861-11N-4G	
V8 6.5L 395cid		Diesel, w/AC, Std. 100 Amp	DR	100-105	12	7861-11N-6G	
V8 7.4L 454cid	2000-96	DR CS144, IR/ EF, 124 Amp, Std.	DR	140	12	8219N	
V8 7.4L 454cid		DR CS144, IR/EF, Opt., 140 Amp	DR	140	12	8219N	
V8 7.4L 454cid		Internal Fan Alt, Opt. 105 Amp	DR	105	12	8206N	
V8 7.4L 454cid		Internal Fan, Std. 100 Amp	DR	105	12	8206N	
V8 7.4L 454cid	1995-94	Opt. 105 Amp	DR	100-105	12	8165-7N-6G	
V8 7.4L 454cid		Std. 100 Amp	DR	100-105	12	8165-7N-6G	
V8 7.4L 454cid	1992-91	w/AC, Opt. 105 Amp	DR	100-105	12	7802-3N	
V8 7.4L 454cid		w/AC, Std. 100 Amp	DR	100-105	12	7802-3N	
V8 7.4L 454cid	1993	w/11:00 Alt Plug, 1st Production, 124 Amp	DR	124	12	7901-11R	
V8 7.4L 454cid		w/11:00 Alt Plug, 2nd Prod, 124 Amp	DR	124	12	8214-11R	
V8 7.4L 454cid		w/3:00 Alt Plug, Opt. 105 Amp	DR	100-105	12	7802-3N	
V8 7.4L 454cid		w/3:00 Alt Plug, Std. 100 Amp	DR	100-105	12	7802-3N	
V8 7.4L 454cid	1992	Opt HD, 124 Amp	DR	124	12	7901-11R	
V8 7.4L 454cid		w/o AC, Std. 85 Amp	DR	100-105	12	7802-3N	
V8 7.4L 454cid	1991	w/o AC	DR	100-105	12	7802-3N	

ALTERNATORS AND GENERATORS

ENGINE	YEAR	APPLICATION	Mfg	Amp	Volt	PART NO.	OPT. NO.
Chevrolet (Cont'd)							
C2500 Suburban							
V8 5.7L 350cid	1999-96	DR CS144, IR/ EF, 124 Amp, Std.	DR	140	12	8219N	
V8 5.7L 350cid		DR CS144, IR/EF, Opt., 140 Amp	DR	140	12	8219N	
V8 5.7L 350cid		Internal Fan, Opt. 105 Amp	DR	105	12	8206N	
V8 5.7L 350cid		Internal Fan, Std. 100 Amp	DR	105	12	8206N	
V8 5.7L 350cid	1995-94	w/7:00 Alt Plug, Opt. 105 Amp	DR	100-105	12	8165-7N-6G	
V8 5.7L 350cid		w/7:00 Alt Plug, Std. 100 Amp	DR	100-105	12	8165-7N-6G	
V8 5.7L 350cid	1995-93	w/1:00 Alt Plug, Opt. 124 Amp	DR	124	12	7901-2N	
V8 5.7L 350cid	1995-92	DR CS144, 120 Amp, 5S pulley	DR	120	12	7901-2N-5G	
V8 5.7L 350cid	1993	w/7:00 Alt Plug, Large Bearing (5-Spoke Hsg)	DR	100-105	12	8165-7N-6G	
V8 5.7L 350cid		w/7:00 Alt Plug, Small Bearing (3-Spoke Hsg)	DR	100-105	12	7861-7N-6G	
V8 5.7L 350cid	1992	Opt HD, 124 Amp	DR	124	12	7901-2N	
V8 5.7L 350cid		w/AC, 100 Amp	DR	100-105	12	7861-7N-6G	
V8 5.7L 350cid		w/AC, 105 Amp	DR	100-105	12	7861-7N-6G	
V8 5.7L 350cid		w/o AC, 85 Amp	DR	100-105	12	7861-7N-6G	
V8 6.5L 395cid	1999-98	Diesel, DR CS144, IR/ EF, 124 Amp, Std.	DR	140	12	8219N	
V8 6.5L 395cid		Diesel, DR CS144, IR/EF, Opt., 140 Amp	DR	140	12	8219N	
V8 6.5L 395cid	1999-96	Diesel, Internal Fan Alt, Std. 100 Amp, Tapered Collar Pulley	DR	100	12	8227N	8206N
V8 6.5L 395cid		Diesel, Internal Fan, Opt. 105 Amp, Std. Pulley	DR	105	12	8206N	
V8 6.5L 395cid	1997-96	Diesel, DR CS144, IR/ EF, 124 Amp	DR	140	12	8219N	
V8 6.5L 395cid		Diesel, Internal Fan, Std. 100 Amp	DR	105	12	8206N	
V8 6.5L 395cid	1995-94	Diesel, Opt. 105 Amp	DR	100-105	12	8165-11N	
V8 6.5L 395cid		Diesel, Std. 100 Amp	DR	100-105	12	8165-11N	
V8 7.4L 454cid	1999-96	DR CS144, IR/ EF, 124 Amp, Std.	DR	140	12	8219N	
V8 7.4L 454cid		DR CS144, IR/EF, Opt., 140 Amp	DR	140	12	8219N	
V8 7.4L 454cid		Internal Fan, Opt. 105 Amp	DR	105	12	8206N	
V8 7.4L 454cid		Internal Fan, Std. 100 Amp	DR	105	12	8206N	
V8 7.4L 454cid	1995-94	Opt. 105 Amp	DR	100-105	12	8165-7N-6G	
V8 7.4L 454cid		Std. 100 Amp	DR	100-105	12	8165-7N-6G	
V8 7.4L 454cid	1993	w/11:00 Alt Plug, 124 Amp, 2nd Prod	DR	124	12	8214-11R	
V8 7.4L 454cid		w/11:00 Alt Plug, 1st Production, 124 Amp	DR	124	12	7901-11R	
V8 7.4L 454cid		w/3:00 Alt Plug, Opt. 105 Amp	DR	100-105	12	7802-3N	
V8 7.4L 454cid		w/3:00 Alt Plug, Std. 100 Amp	DR	100-105	12	7802-3N	
V8 7.4L 454cid	1992	Opt HD, 124 Amp	DR	124	12	7901-11R	
V8 7.4L 454cid		Opt. w/AC, 105 Amp	DR	100-105	12	7802-3N	
V8 7.4L 454cid		Std. w/AC, 100 Amp	DR	100-105	12	7802-3N	
V8 7.4L 454cid		Std. w/o AC, 85 Amp	DR	100-105	12	7802-3N	
C30							
L6 4.1L 250cid	1979-75	w/AC	DR	63	12	7127-9N	7294-9N
L6 4.1L 250cid		w/o AC	DR	63	12	7127-9N	7294-9N
L6 4.1L 250cid	1980	w/DbI Mtg. Foot (Opt HD)	DR	100	12	7157MN	
L6 4.1L 250cid		w/Sgl Mtg. Foot, w/AC	DR	63	12	7127-9N	7294-9N
L6 4.1L 250cid		w/Sgl Mtg. Foot, w/o AC	DR	63	12	7127-9N	7294-9N
L6 4.8L 292cid	1986-83	Std. w/AC	DR	94	12	7294-9N	
L6 4.8L 292cid		Std. w/o AC	DR	63	12	7127-9N	7294-9N
L6 4.8L 292cid	1982-81	w/AC	DR	63	12	7127-9N	7294-9N
L6 4.8L 292cid	1982-76	w/o AC	DR	63	12	7127-9N	7294-9N
L6 4.8L 292cid	1979-76	w/AC	DR	63	12	7127-9N	7294-9N
L6 4.8L 292cid	1980	w/DbI Mtg. Foot	DR	100	12	7157MN	
L6 4.8L 292cid		w/Sgl Mtg. Foot, w/AC	DR	63	12	7127-9N	7294-9N
L6 4.8L 292cid		w/Sgl Mtg. Foot, w/o AC	DR	63	12	7127-9N	7294-9N
L6 4.8L 292cid	1975	w/AC	DR	63	12	7127-9N	7294-9N
L6 4.8L 292cid		w/o AC	DR	63	12	7127-9N	7294-9N
V8 5.0L 305cid	1979-78	Opt. Service Unit, DR 10SI, CW, 63 Amp, Self Excite 1 Wire Aftermarket Design	DR	63	12	7127-SEN	
V8 5.0L 305cid		w/AC	DR	63	12	7127-3N	7294-3N
V8 5.0L 305cid		w/o AC	DR	63	12	7127-3N	7294-3N
V8 5.0L 305cid	1986	37-42 Amp	DR	63	12	7127-3N	7294-3N
V8 5.0L 305cid		66 Amp	DR	94	12	7294-9N	
V8 5.0L 305cid		78 Amp	DR	94	12	7294-9N	
V8 5.7L 350cid	1985-83	Opt. Service Unit, DR 12SI, CW, 94 Amp, Self Excite 1 Wire Aftermarket Design	DR	94	12	7294-SEN	
V8 5.7L 350cid		Opt. w/AC	DR	94	12	7294-3N	
V8 5.7L 350cid		Std. w/AC	DR	94	12	7294-3N	
V8 5.7L 350cid		Std. w/o AC	DR	63	12	7127-3N	7294-3N
V8 5.7L 350cid	1985-75	Opt. Service Unit, DR 10SI, CW, 63 Amp, Self Excite 1 Wire Aftermarket Design	DR	63	12	7127-SEN	

ALTERNATORS

ALTERNATORS AND GENERATORS

ENGINE	YEAR	APPLICATION	Mfg	Amp	Volt	PART NO.	OPT. NO.
Chevrolet (Cont'd)							
C30 (Cont'd)							
V8 5.7L 350cid	1982-81	w/o AC, w/3:00 Alt Plug	DR	63	12	7127-3N	7294-3N
V8 5.7L 350cid		w/o AC, w/9:00 Alt Plug	DR	63	12	7127-9N	7294-9N
V8 5.7L 350cid	1982-75	w/AC	DR	63	12	7127-3N	7294-3N
V8 5.7L 350cid	1981-78	Diesel, Opt. Service Unit, DR 10SI, CW, 63 Amp, Self Excite 1 Wire Aftermarket Design	DR	63	12	7127-SEN	
V8 5.7L 350cid	1979-75	w/o AC	DR	63	12	7127-3N	7294-3N
V8 5.7L 350cid	1986	VIN L, Opt. w/o AC	DR	94	12	7294-9N	
V8 5.7L 350cid		VIN L, Std. w/AC	DR	94	12	7294-9N	
V8 5.7L 350cid		VIN L, Std. w/o AC	DR	63	12	7127-3N	7294-3N
V8 5.7L 350cid		VIN M, Opt. w/o AC	DR	94	12	7294-3N	
V8 5.7L 350cid		VIN M, Std. w/AC	DR	94	12	7294-3N	
V8 5.7L 350cid		VIN M, Std. w/o AC	DR	63	12	7127-3N	7294-3N
V8 5.7L 350cid	1981	Diesel, Std. w/o AC	DR	63	12	7127-3N	7294-3N
V8 5.7L 350cid		Std. w/AC	DR	63	12	7127-9N	7294-9N
V8 5.7L 350cid	1980	Diesel, w/Sgl Mtg. Foot, w/AC	DR	63	12	7127-3N	7294-3N
V8 5.7L 350cid		Diesel, w/Sgl Mtg. Foot, w/o AC	DR	63	12	7127-3N	7294-3N
V8 5.7L 350cid		w/DbI Mtg. Foot (Opt HD)	DR	100	12	7157MN	
V8 5.7L 350cid		w/Sgl Mtg. Foot, w/AC	DR	63	12	7127-3N	7294-3N
V8 5.7L 350cid		w/Sgl Mtg. Foot, w/o AC	DR	63	12	7127-3N	7294-3N
V8 5.7L 350cid	1978	Diesel, w/AC	DR	63	12	7127-3N	7294-3N
V8 5.7L 350cid		Diesel, w/o AC	DR	63	12	7127-3N	7294-3N
V8 5.7L 350cid		GAS, Opt. Service Unit, DR 10SI, CW, 63 Amp, Self Excite 1 Wire Aftermarket Design	DR	63	12	7127-SEN	
V8 5.7L 350cid		GAS, w/AC	DR	63	12	7127-3N	7294-3N
V8 5.7L 350cid		GAS, w/o AC	DR	63	12	7127-3N	7294-3N
V8 6.2L 379cid	1986-83	Diesel, Opt	DR	94	12	7294-12N	
V8 6.2L 379cid		Diesel, Opt. HD, 108 AMP, 9:00 Plug Position	DR	120	12	7287-9N	
V8 6.2L 379cid		Diesel, Std. Unit	DR	94	12	7294-12N	
V8 6.2L 379cid	1982	Diesel, Opt. Service Unit, DR 10SI, CW, 63 Amp, Self Excite 1 Wire Aftermarket Design	DR	63	12	7127-SEN	
V8 6.2L 379cid		Diesel, Std. Unit	DR	63	12	7127-12N	7294-12N
V8 6.6L 400cid	1979-76	Opt. Service Unit, DR 10SI, CW, 63 Amp, Self Excite 1 Wire Aftermarket Design	DR	63	12	7127-SEN	
V8 6.6L 400cid		w/AC	DR	63	12	7127-3N	7294-3N
V8 6.6L 400cid		w/o AC	DR	63	12	7127-3N	7294-3N
V8 7.4L 454cid	1985-83	Opt. Service Unit, DR 12SI, CW, 94 Amp, Self Excite 1 Wire Aftermarket Design	DR	94	12	7294-SEN	
V8 7.4L 454cid	1985-75	Opt. Service Unit, DR 10SI, CW, 63 Amp, Self Excite 1 Wire Aftermarket Design	DR	63	12	7127-SEN	
V8 7.4L 454cid	1984-83	Std. w/AC	DR	94	12	7294-3N	
V8 7.4L 454cid		Std. w/o AC	DR	63	12	7127-3N	7294-3N
V8 7.4L 454cid	1982-80	w/DbI Mtg. Foot (Opt HD)	DR	100	12	7157MN	
V8 7.4L 454cid		w/Sgl Mtg. Foot, w/AC	DR	63	12	7127-3N	7294-3N
V8 7.4L 454cid		w/Sgl Mtg. Foot, w/o AC	DR	63	12	7127-3N	7294-3N
V8 7.4L 454cid	1979-75	w/AC	DR	63	12	7127-3N	7294-3N
V8 7.4L 454cid		w/o AC	DR	63	12	7127-3N	7294-3N
V8 7.4L 454cid	1986	Opt. 94 Amp	DR	94	12	7294-12N	
V8 7.4L 454cid		Std. 37-42 Amp	DR	63	12	7127-12N	7294-12N
V8 7.4L 454cid	1985	Federal, w/DbI Mtg. Foot (Opt HD)	DR	100	12	7157MN	
V8 7.4L 454cid		Federal, w/Sgl Mtg. Foot, Opt. 78 Amp	DR	94	12	7294-12N	
V8 7.4L 454cid		Federal, w/Sgl Mtg. Foot, Opt. 94 Amp	DR	94	12	7294-12N	
V8 7.4L 454cid		Federal, w/Sgl Mtg. Foot, Std. 37-42 Amp	DR	63	12	7127-12N	7294-12N
V8 7.4L 454cid		Optional, 78 Amp, Calif.	DR	94	12	7294-3N	
V8 7.4L 454cid		Optional, 94 Amp, Calif.	DR	94	12	7294-3N	
V8 7.4L 454cid		Standard, 37-42 Amp, Calif.	DR	63	12	7127-3N	7294-3N
V8 7.4L 454cid	1984	Opt. w/AC	DR	94	12	7294-3N	
C30 Pickup							
L6 3.8L 3769cc 230cid	1965-63	Std. Unit	DR	63	12	7122N	
L6 4.1L 250cid	1974-73	w/AC	DR	63	12	7127-9N	7294-9N
L6 4.1L 250cid		w/o AC	DR	63	12	7127-9N	7294-9N
L6 4.1L 250cid	1971-69	Std. Unit	DR	63	12	7122N	
L6 4.1L 250cid	1972	w/AC	DR	63	12	7122N	
L6 4.1L 250cid		w/o AC	DR	63	12	7122N	
L6 4.1L 250cid	1968	Std. Unit	DR	63	12	7122N	
L6 4.1L 4097cc 250cid	1974-73	w/AC	DR	63	12	7127-9N	7294-9N

ALTERNATORS AND GENERATORS

ENGINE	YEAR	APPLICATION	Mfg	Amp	Volt	PART NO.	OPT. NO.
Chevrolet (Cont'd)							
C30 Pickup (Cont'd)							
L6 4.1L 4097cc 250cid	1974-73	w/o AC	DR	63	12	7127-9N	7294-9N
L6 4.1L 4097cc 250cid	1971-69	Std. Unit	DR	63	12	7122N	
L6 4.1L 4097cc 250cid	1968-66	Std. Unit	DR	63	12	7122N	
L6 4.1L 4097cc 250cid	1972	w/AC	DR	63	12	7122N	
L6 4.1L 4097cc 250cid		w/o AC	DR	63	12	7122N	
L6 4.1L 4098cc 250cid	1974-73	w/AC	DR	63	12	7127-9N	7294-9N
L6 4.1L 4098cc 250cid		w/o AC	DR	63	12	7127-9N	7294-9N
L6 4.1L 4098cc 250cid	1967-66	Std. Unit	DR	63	12	7122N	
L6 4.1L 4098cc 250cid	1972	w/AC	DR	63	12	7122N	
L6 4.1L 4098cc 250cid		w/o AC	DR	63	12	7122N	
L6 4.3L 4278cc 261cid	1962-61	w/Generator	DR	30	12	9005R	
L6 4.8L 292cid	1974-73	w/AC	DR	63	12	7127-9N	7294-9N
L6 4.8L 292cid		w/o AC	DR	63	12	7127-9N	7294-9N
L6 4.8L 292cid	1971-69	Std. Unit	DR	63	12	7122N	
L6 4.8L 292cid	1972	w/AC	DR	63	12	7122N	
L6 4.8L 292cid		w/o AC	DR	63	12	7122N	
L6 4.8L 292cid	1968	Std. Unit	DR	63	12	7122N	
L6 4.8L 4786cc 292cid	1974-73	w/AC	DR	63	12	7127-9N	7294-9N
L6 4.8L 4786cc 292cid		w/o AC	DR	63	12	7127-9N	7294-9N
L6 4.8L 4801cc 292cid		w/AC	DR	63	12	7127-9N	7294-9N
L6 4.8L 4801cc 292cid		w/o AC	DR	63	12	7127-9N	7294-9N
L6 4.8L 4801cc 292cid	1971-69	Std. Unit	DR	63	12	7122N	
L6 4.8L 4801cc 292cid	1968-63	Std. Unit	DR	63	12	7122N	
L6 4.8L 4801cc 292cid	1972	w/AC	DR	63	12	7122N	
L6 4.8L 4801cc 292cid		w/o AC	DR	63	12	7122N	
V8 4.6L 4638cc 283cid	1967-63	Std. Unit	DR	63	12	7122N	
V8 4.6L 4638cc 283cid	1962-60	w/Generator	DR	30	12	9005R	
V8 5.0L 307cid	1971-69	Std. Unit	DR	63	12	7122N	
V8 5.0L 307cid	1973	w/AC	DR	63	12	7127-9N	7294-9N
V8 5.0L 307cid		w/o AC	DR	63	12	7127-9N	7294-9N
V8 5.0L 307cid	1972	w/AC	DR	63	12	7122N	
V8 5.0L 307cid		w/o AC	DR	63	12	7122N	
V8 5.0L 307cid	1968	Std. Unit	DR	63	12	7122N	
V8 5.0L 5031cc 307cid	1971-69	Std. Unit	DR	63	12	7122N	
V8 5.0L 5031cc 307cid	1973	w/AC	DR	63	12	7127-9N	7294-9N
V8 5.0L 5031cc 307cid		w/o AC	DR	63	12	7127-9N	7294-9N
V8 5.0L 5031cc 307cid	1972	w/AC	DR	63	12	7122N	
V8 5.0L 5031cc 307cid		w/o AC	DR	63	12	7122N	
V8 5.0L 5031cc 307cid	1968	Std. Unit	DR	63	12	7122N	
V8 5.4L 327cid		Std. Unit	DR	63	12	7122N	
V8 5.7L 350cid	1974-73	Opt. Service Unit, DR 10SI, CW, 63 Amp, Self Excite 1 Wire Aftermarket Design	DR	63	12	7127-SEN	
V8 5.7L 350cid		w/AC	DR	63	12	7127-3N	7294-3N
V8 5.7L 350cid		w/o AC	DR	63	12	7127-3N	7294-3N
V8 5.7L 350cid	1971-69	Std. Unit	DR	63	12	7122N	
V8 5.7L 350cid	1972	w/AC	DR	63	12	7122N	
V8 5.7L 350cid		w/o AC	DR	63	12	7122N	
V8 5.7L 5704cc 348cid	1965-64	Std. Unit	DR	63	12	7122N	
V8 5.7L 5704cc 348cid	1962-60	w/Generator	DR	30	12	9005R	
V8 5.7L 5736cc 350cid	1974-73	Opt. Service Unit, DR 10SI, CW, 63 Amp, Self Excite 1 Wire Aftermarket Design	DR	63	12	7127-SEN	
V8 5.7L 5736cc 350cid		w/AC	DR	63	12	7127-3N	7294-3N
V8 5.7L 5736cc 350cid		w/o AC	DR	63	12	7127-3N	7294-3N
V8 5.7L 5736cc 350cid	1971-69	Std. Unit	DR	63	12	7122N	
V8 5.7L 5736cc 350cid	1972	w/AC	DR	63	12	7122N	
V8 5.7L 5736cc 350cid		w/o AC	DR	63	12	7122N	
V8 5.7L 5737cc 350cid	1974	Opt. Service Unit, DR 10SI, CW, 63 Amp, Self Excite 1 Wire Aftermarket Design	DR	63	12	7127-SEN	
V8 5.7L 5737cc 350cid		w/AC	DR	63	12	7127-3N	7294-3N
V8 5.7L 5737cc 350cid		w/o AC	DR	63	12	7127-3N	7294-3N
V8 6.5L 396cid	1969-68	Std. Unit	DR	63	12	7122N	
V8 6.5L 6489cc 396cid		Std. Unit	DR	63	12	7122N	
V8 6.6L 402cid	1971-70	Std. Unit	DR	63	12	7122N	
V8 6.6L 402cid	1972	w/AC	DR	63	12	7122N	
V8 6.6L 402cid		w/o AC	DR	63	12	7122N	
V8 6.6L 6588cc 402cid	1971-70	Std. Unit	DR	63	12	7122N	

ALTERNATORS

ALTERNATORS AND GENERATORS

ENGINE	YEAR	APPLICATION	Mfg	Amp	Volt	PART NO.	OPT. NO.
Chevrolet (Cont'd)							
C30 Pickup (Cont'd)							
V8 6.6L 6588cc 402cid	1972	w/AC	DR	63	12	7122N	
V8 6.6L 6588cc 402cid		w/o AC	DR	63	12	7122N	
V8 6.7L 6704cc 409cid	1965-64	Std. Unit	DR	63	12	7122N	
V8 6.7L 6704cc 409cid	1962	w/Generator	DR	30	12	9005R	
V8 7.4L 454cid	1974-73	Opt. Service Unit, DR 10SI, CW, 63 Amp, Self Excite 1 Wire Aftermarket Design	DR	63	12	7127-SEN	
V8 7.4L 454cid		w/AC	DR	63	12	7127-3N	7294-3N
V8 7.4L 454cid		w/o AC	DR	63	12	7127-3N	7294-3N
V8 7.4L 7439cc 454cid		Opt. Service Unit, DR 10SI, CW, 63 Amp, Self Excite 1 Wire Aftermarket Design	DR	63	12	7127-SEN	
V8 7.4L 7439cc 454cid		w/AC	DR	63	12	7127-3N	7294-3N
V8 7.4L 7439cc 454cid		w/o AC	DR	63	12	7127-3N	7294-3N
V8 7.4L 7441cc 454cid		Opt. Service Unit, DR 10SI, CW, 63 Amp, Self Excite 1 Wire Aftermarket Design	DR	63	12	7127-SEN	
V8 7.4L 7441cc 454cid		w/AC	DR	63	12	7127-3N	7294-3N
V8 7.4L 7441cc 454cid		w/o AC	DR	63	12	7127-3N	7294-3N
C3500							
V8 5.7L 350cid	2000-96	DR CS144, IR/ EF, 124 Amp, Std.	DR	140	12	8219N	
V8 5.7L 350cid		DR CS144, IR/EF, Opt., 140 Amp	DR	140	12	8219N	
V8 5.7L 350cid		Internal Fan, Opt. 105 Amp	DR	105	12	8206N	
V8 5.7L 350cid		Internal Fan, Std. 100 Amp	DR	105	12	8206N	
V8 5.7L 350cid	1995-94	Opt. 105 Amp	DR	100-105	12	8165-7N-6G	
V8 5.7L 350cid		Opt. 124 Amp	DR	124	12	7901-2N	
V8 5.7L 350cid		Std. 100 Amp	DR	100-105	12	8165-7N-6G	
V8 5.7L 350cid	1995-91	DR CS144, 120 Amp, 5S pulley	DR	120	12	7901-2N-5G	
V8 5.7L 350cid	1992-91	Opt HD, 124 Amp	DR	124	12	7901-2N	
V8 5.7L 350cid		w/AC, 105 Amp	DR	100-105	12	7861-7N-6G	
V8 5.7L 350cid	1989-88	w/AC, 100 Amp, 6-Groove Pulley	DR	100-105	12	7861-11N-6G	
V8 5.7L 350cid		w/AC, 105 Amp, 6-Groove Pulley	DR	100-105	12	7861-11N-6G	
V8 5.7L 350cid		w/o AC, 85 Amp, 4-Groove Pulley	DR	100-105	12	7861-11N-4G	
V8 5.7L 350cid	1993	w/1:00 Alt Plug, 124 Amp	DR	124	12	7901-2N	
V8 5.7L 350cid		w/7:00 Alt Plug, Opt. 105 Amp	DR	100-105	12	8165-7N-6G	
V8 5.7L 350cid		w/7:00 Alt Plug, Std. 100 Amp	DR	100-105	12	7861-7N-6G	
V8 5.7L 350cid	1992	w/o AC, Opt. 100 Amp	DR	100-105	12	7861-7N-6G	
V8 5.7L 350cid		w/o AC, Std. 85 Amp	DR	100-105	12	7861-7N-6G	
V8 5.7L 350cid	1991	w/AC, 100 Amp	DR	100-105	12	7861-7N-6G	
V8 5.7L 350cid		w/o AC, 85 Amp	DR	100-105	12	7861-7N-6G	
V8 5.7L 350cid	1990	Opt. w/AC, 105 Amp	DR	100-105	12	7861-7N-6G	
V8 5.7L 350cid		Std. w/AC, 100 Amp	DR	100-105	12	7861-7N-6G	
V8 5.7L 350cid		Std. w/o AC, 85 Amp	DR	100-105	12	7861-7N-6G	
V8 6.2L 379cid	1992-91	Diesel, w/AC, Opt. 105 Amp	DR	100-105	12	7861-11N-6G	
V8 6.2L 379cid	1992-88	Diesel, w/AC, Std. 100 Amp	DR	100-105	12	7861-11N-6G	
V8 6.2L 379cid		Diesel, w/o AC	DR	100-105	12	7861-11N-4G	
V8 6.2L 379cid	1993	Diesel, Opt. 105 Amp	DR	100-105	12	8165-11N	
V8 6.2L 379cid		Diesel, Std. 100 Amp	DR	100-105	12	8165-11N	
V8 6.5L 395cid	2002-01	Diesel, Internal Fan, Std. 100 Amp	DR	105	12	8206N	
V8 6.5L 395cid	2000-98	Diesel, DR CS144, IR/ EF, 124 Amp, Std.	DR	140	12	8219N	
V8 6.5L 395cid		Diesel, DR CS144, IR/EF, Opt., 140 Amp	DR	140	12	8219N	
V8 6.5L 395cid		Diesel, Internal Fan Alt, Std. 100 Amp, Tapered Collar Pulley	DR	100	12	8227N	8206N
V8 6.5L 395cid	2000-97	Diesel, Internal Fan, Opt. 105 Amp, Std. Pulley	DR	105	12	8206N	
V8 6.5L 395cid	1994-93	Diesel, Opt. 105 Amp, w/11:00 Alt Plug	DR	100-105	12	8165-11N	
V8 6.5L 395cid	1997	Diesel, DR CS144, IR/ EF, 124 Amp	DR	140	12	8219N	
V8 6.5L 395cid		Diesel, Internal Fan Alt, Tapered Collar Pulley, Std. 100 Amp, 2nd Prod	DR	100	12	8227N	8206N
V8 6.5L 395cid		Diesel, Internal Fan, Std. 100 Amp	DR	105	12	8206N	
V8 6.5L 395cid	1995	Diesel, Std. 105 Amp	DR	100-105	12	8165-11N	
V8 6.5L 395cid	1994	Diesel, Std. 100 Amp, w/11:00 Alt Plug	DR	100-105	12	8165-11N	
V8 6.5L 395cid		Diesel, Std. 100 Amp, w/7:00 Alt Plug	DR	100-105	12	8165-7N-6G	
V8 6.5L 395cid	1992	Diesel, Std. w/o AC	DR	100-105	12	7861-11N-4G	
V8 6.5L 395cid		Diesel, w/AC, Std. 100 Amp	DR	100-105	12	7861-11N-6G	
V8 7.4L 454cid	2000-96	DR CS144, IR/ EF, 124 Amp, Std.	DR	140	12	8219N	
V8 7.4L 454cid		DR CS144, IR/EF, Opt., 140 Amp	DR	140	12	8219N	
V8 7.4L 454cid		Internal Fan, Opt. 105 Amp	DR	105	12	8206N	
V8 7.4L 454cid		Internal Fan, Std. 100 Amp	DR	105	12	8206N	
V8 7.4L 454cid	1995-94	Opt. 105 Amp	DR	100-105	12	8165-7N-6G	

ALTERNATORS AND GENERATORS

ENGINE	YEAR	APPLICATION	Mfg	Amp	Volt	PART NO.	OPT. NO.
Chevrolet (Cont'd)							
C3500 (Cont'd)							
V8 7.4L 454cid	1995-94	Std. 100 Amp	DR	100-105	12	8165-7N-6G	
V8 7.4L 454cid	1992-88	w/AC, Opt. 105 Amp	DR	100-105	12	7802-3N	
V8 7.4L 454cid		w/AC, Std. 100 Amp	DR	100-105	12	7802-3N	
V8 7.4L 454cid	1991-88	w/o AC	DR	100-105	12	7802-3N	
V8 7.4L 454cid	1993	w/11:00 Alt Plug, 1st Production, 124 Amp	DR	124	12	7901-11R	
V8 7.4L 454cid		w/11:00 Alt Plug, 2nd Prod, 124 Amp	DR	124	12	8214-11R	
V8 7.4L 454cid		w/3:00 Alt Plug, Opt. 105 Amp	DR	100-105	12	7802-3N	
V8 7.4L 454cid		w/3:00 Alt Plug, Std. 100 Amp	DR	100-105	12	7802-3N	
V8 7.4L 454cid	1992	Opt HD, 124 Amp	DR	124	12	7901-11R	
V8 7.4L 454cid		w/o AC, Std. 85 Amp	DR	100-105	12	7802-3N	
V8 8.1L 496cid	2002-01	145 Amp (DR44G) upgrade version	DR	145	12	8292N-DR	8292N-253A
V8 8.1L 496cid		253 Amp Aftermarket upgrade	DR	253	12	8292N-253A	
V8 8.1L 496cid		Delco AD230, 105 Amp, Std.	DR	105	12	8247N	
V8 8.1L 496cid		Delco AD244, 130 Amp, Opt.	DR	130-145	12	8292N	8292N-253A
C3500HD							
V8 5.7L 350cid	2000-96	DR CS144, IR/ EF, 124 Amp, Std.	DR	140	12	8219N	
V8 5.7L 350cid		DR CS144, IR/EF, Opt., 140 Amp	DR	140	12	8219N	
V8 5.7L 350cid		Internal Fan, Opt. 105 Amp	DR	105	12	8206N	
V8 5.7L 350cid		Internal Fan, Std. 100 Amp	DR	105	12	8206N	
V8 5.7L 350cid	1995-94	Opt. 105 Amp	DR	100-105	12	8165-7N-6G	
V8 5.7L 350cid		Opt. 124 Amp	DR	124	12	7901-2N	
V8 5.7L 350cid		Std. 100 Amp	DR	100-105	12	8165-7N-6G	
V8 5.7L 350cid	1995-91	DR CS144, 120 Amp, 5S pulley	DR	120	12	7901-2N-5G	
V8 5.7L 350cid	1992-91	Opt HD, 124 Amp	DR	124	12	7901-2N	
V8 5.7L 350cid		w/AC, 105 Amp	DR	100-105	12	7861-7N-6G	
V8 5.7L 350cid	1993	w/1:00 Alt Plug, 124 Amp	DR	124	12	7901-2N	
V8 5.7L 350cid		w/7:00 Alt Plug, Opt. 105 Amp	DR	100-105	12	8165-7N-6G	
V8 5.7L 350cid		w/7:00 Alt Plug, Std. 100 Amp	DR	100-105	12	7861-7N-6G	
V8 5.7L 350cid	1992	w/o AC, Opt. 100 Amp	DR	100-105	12	7861-7N-6G	
V8 5.7L 350cid		w/o AC, Std. 85 Amp	DR	100-105	12	7861-7N-6G	
V8 5.7L 350cid	1991	w/AC, 100 Amp	DR	100-105	12	7861-7N-6G	
V8 5.7L 350cid		w/o AC, 85 Amp	DR	100-105	12	7861-7N-6G	
V8 6.2L 379cid	1992-91	Diesel, w/AC, Opt. 105 Amp	DR	100-105	12	7861-11N-6G	
V8 6.2L 379cid		Diesel, w/AC, Std. 100 Amp	DR	100-105	12	7861-11N-6G	
V8 6.2L 379cid		Diesel, w/o AC	DR	100-105	12	7861-11N-4G	
V8 6.2L 379cid	1993	Diesel, Opt. 105 Amp	DR	100-105	12	8165-11N	
V8 6.2L 379cid		Diesel, Std. 100 Amp	DR	100-105	12	8165-11N	
V8 6.5L 395cid	2002-01	Diesel, Internal Fan, Std. 100 Amp	DR	105	12	8206N	
V8 6.5L 395cid	2000-98	Diesel, DR CS144, IR/ EF, 124 Amp, Std.	DR	140	12	8219N	
V8 6.5L 395cid		Diesel, DR CS144, IR/EF, Opt., 140 Amp	DR	140	12	8219N	
V8 6.5L 395cid		Diesel, Internal Fan Alt, Std. 100 Amp, Tapered Collar Pulley	DR	100	12	8227N	8206N
V8 6.5L 395cid	2000-97	Diesel, Internal Fan, Opt. 105 Amp, Std. Pulley	DR	105	12	8206N	
V8 6.5L 395cid	1994-93	Diesel, Opt. 105 Amp, w/11:00 Alt Plug	DR	100-105	12	8165-11N	
V8 6.5L 395cid	1997	Diesel, DR CS144, IR/ EF, 124 Amp	DR	140	12	8219N	
V8 6.5L 395cid		Diesel, Internal Fan Alt, Tapered Collar Pulley, Std. 100 Amp, 2nd Prod	DR	100	12	8227N	8206N
V8 6.5L 395cid		Diesel, Internal Fan, Std. 100 Amp	DR	105	12	8206N	
V8 6.5L 395cid	1995	Diesel, Std. 105 Amp	DR	100-105	12	8165-11N	
V8 6.5L 395cid	1994	Diesel, Std. 100 Amp, w/11:00 Alt Plug	DR	100-105	12	8165-11N	
V8 6.5L 395cid		Diesel, Std. 100 Amp, w/7:00 Alt Plug	DR	100-105	12	8165-7N-6G	
V8 6.5L 395cid	1992	Diesel, Std. w/o AC	DR	100-105	12	7861-11N-4G	
V8 6.5L 395cid		Diesel, w/AC, Std. 100 Amp	DR	100-105	12	7861-11N-6G	
V8 7.4L 454cid	2000-96	DR CS144, IR/ EF, 124 Amp, Std.	DR	140	12	8219N	
V8 7.4L 454cid		DR CS144, IR/EF, Opt., 140 Amp	DR	140	12	8219N	
V8 7.4L 454cid		Internal Fan, Opt. 105 Amp	DR	105	12	8206N	
V8 7.4L 454cid		Internal Fan, Std. 100 Amp	DR	105	12	8206N	
V8 7.4L 454cid	1995-94	Opt. 105 Amp	DR	100-105	12	8165-7N-6G	
V8 7.4L 454cid		Std. 100 Amp	DR	100-105	12	8165-7N-6G	
V8 7.4L 454cid	1992-91	w/AC, Opt. 105 Amp	DR	100-105	12	7802-3N	
V8 7.4L 454cid		w/AC, Std. 100 Amp	DR	100-105	12	7802-3N	
V8 7.4L 454cid	1993	w/11:00 Alt Plug, 1st Production, 124 Amp	DR	124	12	7901-11R	
V8 7.4L 454cid		w/11:00 Alt Plug, 2nd Prod, 124 Amp	DR	124	12	8214-11R	
V8 7.4L 454cid		w/3:00 Alt Plug, Opt. 105 Amp	DR	100-105	12	7802-3N	
V8 7.4L 454cid		w/3:00 Alt Plug, Std. 100 Amp	DR	100-105	12	7802-3N	
V8 7.4L 454cid	1992	Opt HD, 124 Amp	DR	124	12	7901-11R	

ALTERNATORS

ALTERNATORS AND GENERATORS

ENGINE	YEAR	APPLICATION	Mfg	Amp	Volt	PART NO.	OPT. NO.
Chevrolet (Cont'd)							
C3500HD (Cont'd)							
V8 7.4L 454cid	1992	w/o AC, Std. 85 Amp	DR	100-105	12	7802-3N	
V8 7.4L 454cid	1991	w/o AC	DR	100-105	12	7802-3N	
V8 8.1L 496cid	2002-01	145 Amp (DR44G) upgrade version	DR	145	12	8292N-DR	8292N-253A
V8 8.1L 496cid		253 Amp Aftermarket upgrade	DR	253	12	8292N-253A	
V8 8.1L 496cid		Delco AD230, 105 Amp, Std.	DR	105	12	8247N	
V8 8.1L 496cid		Delco AD244, 130 Amp, Opt.	DR	130-145	12	8292N	8292N-253A
C40							
6 Cyl. 3.8L 3852cc 235cid	1964	w/Opt. 42 Amp	DR	63	12	7122N	
6 Cyl. 3.8L 3852cc 235cid		w/Opt. 61 Amp	DR	63	12	7122N	
6 Cyl. 3.8L 3852cc 235cid		w/Std. 37 Amp	DR	63	12	7122N	
GM 3.8L (230) L6 Gas	1970-65	w/Opt. 61 Amp	DR	63	12	7122N	
GM 3.8L (230) L6 Gas		w/Std. 37 Amp	DR	63	12	7122N	
GM 4.1L (250) L6 Gas	1972-71	Opt. Unit	DR	63	12	7122N	
GM 4.1L (250) L6 Gas		Std. Unit	DR	63	12	7122N	
GM 4.1L (250) L6 Gas	1970-67	w/Opt. 61 Amp	DR	63	12	7122N	
GM 4.1L (250) L6 Gas		w/Std. 37 Amp	DR	63	12	7122N	
GM 4.6L (283) V8 Gas	1967-65	All Models (Opt.)	DR	63	12	7122N	
GM 4.6L (283) V8 Gas		All Models (Std.)	DR	63	12	7122N	
GM 5.0L (307) V8 Gas	1970-68	w/Opt. 61 Amp	DR	63	12	7122N	
GM 5.0L (307) V8 Gas		w/Std. 37 Amp	DR	63	12	7122N	
GM 5.4L (327) V8 Gas	1968-63	All Models (Std.)	DR	63	12	7122N	
GM 5.7L (350) V8 Gas	1972-71	Opt. Unit	DR	63	12	7122N	
GM 5.7L (350) V8 Gas		Std. Unit	DR	63	12	7122N	
GM 5.7L (350) V8 Gas	1970-69	w/Opt. 61 Amp	DR	63	12	7122N	
GM 5.7L (350) V8 Gas		w/Std. 37 Amp	DR	63	12	7122N	
L6 3.8L 3852cc 235cid	1963	w/Opt. 42 Amp	DR	63	12	7122N	
L6 3.8L 3852cc 235cid		w/Opt. 61 Amp	DR	63	12	7122N	
L6 3.8L 3852cc 235cid		w/Std. 37 Amp	DR	63	12	7122N	
L6 4.3L 4278cc 261cid	1962-61	w/Generator	DR	30	12	9005R	
L6 4.8L 4801cc 292cid	1964-63	Std. Unit	DR	63	12	7122N	
V8 4.6L 4638cc 283cid		Delco 37 Amp	DR	63	12	7122N	
V8 4.6L 4638cc 283cid		Delco 42 Amp	DR	63	12	7122N	
V8 4.6L 4638cc 283cid		Delco 55 Amp	DR	63	12	7122N	
V8 4.6L 4638cc 283cid		Delco 55 Amp 10DN	DR	63	12	7122N	
V8 4.6L 4638cc 283cid	1962-60	w/Generator	DR	30	12	9005R	
C4500 Kodiak							
Caterpillar 3116	2002-97	Bosch Replacement Unit, 160 Amp, 3 Mounting Ears	BO	160	12	12490N	12715N
Caterpillar 3116		Bosch Replacement Unit, 200 Amp	BO	200	12	12715N	
Caterpillar 3116		DR 21SI, 130 Amp	DR	130	12	7971N	
Caterpillar 3116		DR 21SI, 160 Amp	DR	160	12	8028N	
Caterpillar 3126	2002-98	Bosch Replacement Unit, 160 Amp, 3 Mounting Ears	BO	160	12	12490N	12715N
Caterpillar 3126		Bosch Replacement Unit, 200 Amp	BO	200	12	12715N	
Caterpillar 3126		DR 21SI, 130 Amp	DR	130	12	7971N	
Caterpillar 3126		DR 21SI, 160 Amp	DR	160	12	8028N	
Caterpillar C7	2009-03	DR 22SI Quad Pad Mt., 130 Amp	DR	130	12	8364N	8707N
Caterpillar C7	2005-03	DR 22SI Quad Pad Mt., 100 Amp	DR	130	12	8364N	8707N
Caterpillar C7	2002-97	Bosch Replacement Unit, 160 Amp, 3 Mounting Ears	BO	160	12	12490N	12715N
Caterpillar C7		DR 21SI, 130 Amp	DR	130	12	7971N	
Caterpillar C-7		Bosch Replacement Unit, 200 Amp	BO	200	12	12715N	
Caterpillar C-7		DR 21SI, 160 Amp	DR	160	12	8028N	
V8 6.6L 403cid	2009-06	Delco DR44G, 150 Amp	DR	150	12	8540N	
V8 6.6L 403cid	2006-03	Diesel, Delco AD230, 105 Amp, Reg. 3:00	DR	105	12	8490-3N	
V8 6.6L 403cid	2005-03	Delco AD244, 150 Amp	DR	150	12	8495-3N	
V8 8.1L 496cid	2009-06	Delco DR44G, 150 Amp	DR	150	12	8540N	
V8 8.1L 496cid	2005-03	Delco AD230, 105 Amp, Reg. 3:00	DR	105	12	8490-3N	
V8 8.1L 496cid		Delco AD230, 105 Amp, Reg. 9:00	DR	105	12	8490-9N	
V8 8.1L 496cid		Delco AD244, 150 Amp	DR	150	12	8495-3N	
C50							
6 Cyl. 4.8L 292cid	1988-87	w/56 Amp	DR	94	12	7294-9N	
6 Cyl. 4.8L 292cid	1979	w/42 Amp	DR	63	12	7127-9N	7294-9N
6 Cyl. 4.8L 292cid		w/63 Amp	DR	63	12	7127-9N	7294-9N
6 Cyl. 4.8L 292cid		w/80 Amp	DR	100	12	7157MN	
8 Cyl. 5.7L 350cid		w/42 Amp	DR	63	12	7127-9N	7294-9N
8 Cyl. 5.7L 350cid		w/63 Amp	DR	63	12	7127-9N	7294-9N

ALTERNATORS AND GENERATORS

ENGINE	YEAR	APPLICATION	Mfg	Amp	Volt	PART NO.	OPT. NO.
Chevrolet (Cont'd)							
C50 (Cont'd)							
8 Cyl. 5.7L 350cid	1979	w/80 Amp	DR	100	12	7157MN	
Caterpillar 3116	2002-94	Bosch Replacement Unit, 160 Amp, 3 Mounting Ears	BO	160	12	12490N	12715N
Caterpillar 3116		Bosch Replacement Unit, 200 Amp	BO	200	12	12715N	
Caterpillar 3116		DR 21SI, 130 Amp	DR	130	12	7971N	
Caterpillar 3116		DR 21SI, 160 Amp	DR	160	12	8028N	
Caterpillar 3116	1993-91	160 Amp	DR	160	12	8028N	
Caterpillar 3116		Delco 21SI, 130 Amp Series	DR	130	12	7971N	
Caterpillar 3116		w/100 Amp	DR	130	12	7971N	
Caterpillar 3116	1993-90	DR 20SI, 60 Amp	DR	60	12	7266N	
Caterpillar 3126	2002-98	Bosch Replacement Unit, 160 Amp, 3 Mounting Ears	BO	160	12	12490N	12715N
Caterpillar 3126		Bosch Replacement Unit, 200 Amp	BO	200	12	12715N	
Caterpillar 3126		DR 21SI, 130 Amp	DR	130	12	7971N	
Caterpillar 3126		DR 21SI, 160 Amp	DR	160	12	8028N	
GM 6.0L (366) V8 Gas	1998-91	DR CS144 IR/ EF, 145 Amp	DR	145	12	7684N	
GM 6.0L (366) V8 Gas	1991	w/85 Amp (TBI)	DR	100-105	12	7960N	
GM 7.0L (427) V8 Gas	1998-91	DR CS144 IR/ EF, 145 Amp	DR	145	12	7684N	
GM 7.0L (427) V8 Gas	1991	w/85 Amp (TBI)	DR	100-105	12	7960N	
GM 7.4L (454) V8 Gas	2000-99	DR CS144 IR/ EF, 145 Amp	DR	145	12	7684N	
GM 8.1L (496) V8 Gas	2002-01	Delco AD230, 105 Amp	DR	105	12	8490-9N	
GM 8.1L (496) V8 Gas		Delco AD244, 130 Amp	DR	130	12	8492-9N	
L6 4.8L 292cid	1986-84	108 AMP, 9:00 Plug Position	DR	120	12	7287-9N	
L6 4.8L 292cid		w/56 Amp	DR	94	12	7294-9N	
L6 4.8L 292cid	1986-80	w/42 Amp	DR	63	12	7127-9N	7294-9N
L6 4.8L 292cid		w/70 Amp	DR	85	12	7134-9N	
L6 4.8L 292cid		w/DbI Mtg. Foot	DR	100	12	7157MN	
L6 4.8L 292cid	1982-80	w/63 Amp	DR	63	12	7127-9N	7294-9N
L6 4.8L 292cid	1983	w/66 Amp	DR	94	12	7294-9N	
V8 5.7L 350cid	1990-89	w/120 Amp	DR	120	12	7287-12N	
V8 5.7L 350cid	1990-84	108 AMP, 9:00 Plug Position	DR	120	12	7287-9N	
V8 5.7L 350cid	1990-80	w/42 Amp	DR	63	12	7127-9N	7294-9N
V8 5.7L 350cid		w/70 Amp	DR	85	12	7134-9N	
V8 5.7L 350cid		w/DbI Mtg. Foot	DR	100	12	7157MN	
V8 5.7L 350cid	1986-84	w/56 Amp	DR	94	12	7294-9N	
V8 5.7L 350cid	1982-80	w/63 Amp	DR	63	12	7127-9N	7294-9N
V8 5.7L 350cid	1989	108 Amp, 12:00 Plug Position	DR	120	12	7287-12N	
V8 5.7L 350cid		42 Amp, 9:00 Plug Position	DR	63	12	7127-9N	7294-9N
V8 5.7L 350cid		Opt. Service Unit, DR 10SI, CW, 63 Amp, Self Excite 1 Wire Aftermarket Design	DR	63	12	7127-SEN	
V8 5.7L 350cid		w/42 Amp, 3:00 Plug Position	DR	63	12	7127-3N	7294-3N
V8 5.7L 350cid		w/70 Amp, 9:00 Plug Position	DR	85	12	7134-9N	
V8 5.7L 350cid	1983	w/66 Amp	DR	94	12	7294-9N	
C5500 Kodiak							
8 Cyl. 6.0L 366cid	1995-92	DR CS144 IR/ EF, 145 Amp	DR	145	12	7684N	
Caterpillar 3116	2002-94	DR 21SI, 130 Amp	DR	130	12	7971N	
Caterpillar 3116		DR 21SI, 160 Amp	DR	160	12	8028N	
Caterpillar 3116	2002-90	Bosch Replacement Unit, 160 Amp, 3 Mounting Ears	BO	160	12	12490N	12715N
Caterpillar 3116		Bosch Replacement Unit, 200 Amp	BO	200	12	12715N	
Caterpillar 3116	1993-91	160 Amp	DR	160	12	8028N	
Caterpillar 3116	1993-90	Delco 21SI, 130 Amp Series	DR	130	12	7971N	
Caterpillar 3116		DR 20SI, 60 Amp	DR	60	12	7266N	
Caterpillar 3116		w/100 Amp	DR	130	12	7971N	
Caterpillar 3126	2002-98	Bosch Replacement Unit, 160 Amp, 3 Mounting Ears	BO	160	12	12490N	12715N
Caterpillar 3126		Bosch Replacement Unit, 200 Amp	BO	200	12	12715N	
Caterpillar 3126		DR 21SI, 130 Amp	DR	130	12	7971N	
Caterpillar 3126		DR 21SI, 160 Amp	DR	160	12	8028N	
Caterpillar 3208	1990	w/60 Amp Opt. 20SI	DR	60	12	7266N	
Caterpillar C7	2005-03	DR 22SI Quad Pad Mt., 100 Amp	DR	130	12	8364N	8707N
Caterpillar C7		DR 22SI Quad Pad Mt., 130 Amp	DR	130	12	8364N	8707N
Caterpillar C7	2002-97	Bosch Replacement Unit, 160 Amp, 3 Mounting Ears	BO	160	12	12490N	12715N
Caterpillar C7		DR 21SI, 130 Amp	DR	130	12	7971N	
Caterpillar C-7		Bosch Replacement Unit, 200 Amp	BO	200	12	12715N	
Caterpillar C-7		DR 21SI, 160 Amp	DR	160	12	8028N	
GM 5.0L (305) V8 Gas	1990	w/108 Amp	DR	120	12	7287-9N	
GM 5.0L (305) V8 Gas		w/42 Amp	DR	63	12	7127-9N	7294-9N
GM 5.0L (305) V8 Gas		w/70 Amp	DR	85	12	7134-9N	

ALTERNATORS

ALTERNATORS AND GENERATORS

ENGINE	YEAR	APPLICATION	Mfg	Amp	Volt	PART NO.	OPT. NO.
Chevrolet (Cont'd)							
C5500 Kodiak (Cont'd)							
GM 6.0L (366) V8 Gas	1998-96	DR CS144 IR/ EF, 145 Amp	DR	145	12	7684N	
GM 7.0L (427) V8 Gas	1998-91	DR CS144 IR/ EF, 145 Amp	DR	145	12	7684N	
GM 7.0L (427) V8 Gas	1990	w/108 Amp (Carb.)	DR	120	12	7287-9N	
GM 7.0L (427) V8 Gas		w/42 Amp (Carb.)	DR	63	12	7127-9N	7294-9N
GM 7.0L (427) V8 Gas		w/70 Amp (Carb.)	DR	85	12	7134-9N	
GM 7.0L (427) V8 Gas		w/85 Amp (TBI)	DR	100-105	12	7960N	
GM 7.4L (454) V8 Gas	2000-99	DR CS144 IR/ EF, 145 Amp	DR	145	12	7684N	
GM 8.1L (496) V8 Gas	2002-01	Delco AD230, 105 Amp	DR	105	12	8490-9N	
GM 8.1L (496) V8 Gas		Delco AD244, 130 Amp	DR	130	12	8492-9N	
V8 6.0L 366cid	1991-90	DR CS130, 105 Amp, 10mm Adj.Ear	DR	100-105	12	7960N	
V8 6.0L 366cid	1991	DR CS144 IR/ EF, 145 Amp	DR	145	12	7684N	
V8 6.0L 366cid	1990	w/105 Amp (TBI)	DR	100-105	12	7960N	
V8 6.0L 366cid		w/120 Amp (TBI) 9:00 Plug Position	DR	120	12	7287-9N	
V8 6.0L 366cid		w/42 Amp (Carb.)	DR	63	12	7127-9N	7294-9N
V8 6.0L 366cid		w/70 Amp (Carb.)	DR	85	12	7134-9N	
V8 6.0L 366cid		w/70 Amp (TBI)	DR	85	12	7134-9N	
V8 6.0L 366cid		w/85 Amp (TBI)	DR	100-105	12	7960N	
V8 6.0L 366cid		w/Carb, w/108 Amp	DR	120	12	7287-9N	
V8 6.6L 403cid	2009-06	Delco DR44G, 150 Amp	DR	150	12	8540N	
V8 6.6L 403cid	2006-03	Diesel, Delco AD230, 105 Amp, Reg. 3:00	DR	105	12	8490-3N	
V8 6.6L 403cid	2005-03	Delco AD244, 150 Amp	DR	150	12	8495-3N	
V8 8.1L 496cid	2009-06	Delco DR44G, 150 Amp	DR	150	12	8540N	
V8 8.1L 496cid	2005-03	Delco AD230, 105 Amp, Reg. 3:00	DR	105	12	8490-3N	
V8 8.1L 496cid		Delco AD230, 105 Amp, Reg. 9:00	DR	105	12	8490-9N	
V8 8.1L 496cid		Delco AD244, 150 Amp	DR	150	12	8495-3N	
C5D							
GM 4.8L (292) L6 Gas	1988-84	w/108 Amp	DR	120	12	7287-9N	
GM 4.8L (292) L6 Gas		w/56 Amp	DR	94	12	7294-9N	
GM 4.8L (292) L6 Gas	1988-82	w/80 Amp	DR	100	12	7157MN	
GM 4.8L (292) L6 Gas	1988-80	w/70 Amp	DR	85	12	7134-9N	
GM 4.8L (292) L6 Gas	1988-79	w/42 Amp Int. Reg.	DR	63	12	7127-9N	7294-9N
GM 4.8L (292) L6 Gas	1982-79	w/63 Amp	DR	63	12	7127-9N	7294-9N
GM 4.8L (292) L6 Gas	1979	w/80 Amp	DR	100	12	7157MN	
GM 4.8L Gas	1983	27SI Delco, 12 Volt-1 Wire	DR	80	12	7138N	7850N
GM 4.8L Gas	1982	w/ Air Brakes, 27SI, 100 Amp	DR	100	12	7850N	8076N
GM 5.7L (350) V8 Gas	1989-80	w/70 Amp	DR	85	12	7134-9N	
GM 5.7L (350) V8 Gas	1988-84	w/108 Amp	DR	120	12	7287-9N	
GM 5.7L (350) V8 Gas	1988-79	w/42 Amp Int. Reg.	DR	63	12	7127-9N	7294-9N
GM 5.7L (350) V8 Gas	1986-84	w/56 Amp	DR	94	12	7294-9N	
GM 5.7L (350) V8 Gas	1986-82	w/80 Amp	DR	100	12	7157MN	
GM 5.7L (350) V8 Gas	1982-79	w/63 Amp	DR	63	12	7127-9N	7294-9N
GM 5.7L (350) V8 Gas	1979	w/80 Amp	DR	100	12	7157MN	
C60							
6 Cyl. 4.8L 292cid	1988-87	w/56 Amp	DR	94	12	7294-9N	
6 Cyl. 4.8L 292cid		w/DbI Mtg. Foot	DR	100	12	7157MN	
8 Cyl. 10.4L 636cid	1993-86	Caterpillar 3208, w/Air Brakes, 80 Amp	DR	80	12	7138N	7850N
8 Cyl. 10.4L 636cid	1988-86	w/Air Brakes, Caterpillar 3208, 27SI Delco, 65 Amp	DR	80	12	7138N	7850N
8 Cyl. 10.4L 636cid	1989	Opt. Delco 30SI / 90 Amp	DR	90	12	7262N	
8 Cyl. 5.7L 350cid	1979	w/63 Amp	DR	63	12	7127-9N	7294-9N
8 Cyl. 6.0L 366cid	1991	DR CS144 IR/ EF, 145 Amp	DR	145	12	7684N	
8 Cyl. 6.0L 366cid		w/85 Amp (TBI)	DR	100-105	12	7960N	
8 Cyl. 7.0L 427cid		w/85 Amp (TBI)	DR	100-105	12	7960N	
8 Cyl. 8.2L 501cid	1993-91	Opt. Delco 30SI / 90 Amp	DR	90	12	7262N	
Caterpillar 3116	2002-94	DR 21SI, 130 Amp	DR	130	12	7971N	
Caterpillar 3116		DR 21SI, 160 Amp	DR	160	12	8028N	
Caterpillar 3116	2000-90	Bosch Replacement Unit, 200 Amp	BO	200	12	12715N	
Caterpillar 3116	1993-90	Delco 21SI, 130 Amp Series	DR	130	12	7971N	
Caterpillar 3126	2002-98	Bosch Replacement Unit, 160 Amp, 3 Mounting Ears	BO	160	12	12490N	12715N
Caterpillar 3126		Bosch Replacement Unit, 200 Amp	BO	200	12	12715N	
Caterpillar 3126		DR 21SI, 130 Amp	DR	130	12	7971N	
Caterpillar 3126		DR 21SI, 160 Amp	DR	160	12	8028N	
Caterpillar 3126	2003	w/o Calif. Emissions, DR 22SI, Quad Pad Mt, 130 Amp	DR	130	12	8364N	8707N
DD 4-53T	1982-80	w/80 Amp	DR	100	12	7157MN	
DD 4-53T	1979	w/80 Amp	DR	100	12	7157MN	
DD 8.2L (N, T) Diesel.	2004	DR 22SI Quad Pad Mt., 100 Amp	DR	130	12	8364N	8707N

ALTERNATORS AND GENERATORS

ENGINE	YEAR	APPLICATION	Mfg	Amp	Volt	PART NO.	OPT. NO.
Chevrolet (Cont'd)							
C60 (Cont'd)							
DD 8.2L (N, T) Diesel.	2004	DR 22SI Quad Pad Mt., 130 Amp	DR	130	12	8364N	8707N
GM 4.8L (292) L6 Gas	1979	w/80 Amp	DR	100	12	7157MN	
GM 5.7L (350) V8 Gas		w/42 Amp	DR	63	12	7127-9N	7294-9N
GM 5.7L (350) V8 Gas		w/80 Amp	DR	100	12	7157MN	
GM 6.0L (366) V8 Gas	1998-92	DR CS144 IR/ EF, 145 Amp	DR	145	12	7684N	
GM 6.0L (366) V8 Gas	1979	w/42 Amp	DR	63	12	7127-9N	7294-9N
GM 6.0L (366) V8 Gas		w/80 Amp	DR	100	12	7157MN	
GM 6.5L (396) V8 Diesel	1998-97	w/124 Amp	DR	124	12	8209N	
GM 7.0L (427) V8 Gas	1998-91	DR CS144 IR/ EF, 145 Amp	DR	145	12	7684N	
GM 7.0L (427) V8 Gas	1988-84	w/108 Amp	DR	120	12	7287-9N	
GM 7.0L (427) V8 Gas	1988-83	w/ Air Brakes, 27SI, 100 Amp	DR	100	12	7850N	8076N
GM 7.0L (427) V8 Gas	1988-80	w/70 Amp	DR	85	12	7134-9N	
GM 7.0L (427) V8 Gas	1988-79	w/42 Amp	DR	63	12	7127-9N	7294-9N
GM 7.0L (427) V8 Gas	1986-82	w/80 Amp	DR	100	12	7157MN	
GM 7.0L (427) V8 Gas	1983	w/66 Amp	DR	94	12	7294-9N	
GM 7.0L (427) V8 Gas	1979	w/80 Amp	DR	100	12	7157MN	
GM 7.4L (454) V8 Gas	2000-99	DR CS144 IR/ EF, 145 Amp	DR	145	12	7684N	
GM 7.4L (454) V8 Gas	1988-83	w/108 Amp	DR	120	12	7287-9N	
GM 7.4L (454) V8 Gas	1988-80	w/70 Amp	DR	85	12	7134-9N	
GM 7.4L (454) V8 Gas	1988-79	w/42 Amp	DR	63	12	7127-9N	7294-9N
GM 7.4L (454) V8 Gas	1986-82	w/80 Amp	DR	100	12	7157MN	
GM 7.4L (454) V8 Gas	1979	w/80 Amp	DR	100	12	7157MN	
GM 8.1L (496) V8 Gas	2002-01	Delco AD230, 105 Amp	DR	105	12	8490-9N	
GM 8.1L (496) V8 Gas		Delco AD244, 130 Amp	DR	130	12	8492-9N	
L6 4.8L 292cid	1986-84	108 AMP, 9:00 Plug Position	DR	120	12	7287-9N	
L6 4.8L 292cid		w/56 Amp	DR	94	12	7294-9N	
L6 4.8L 292cid	1986-80	w/42 Amp	DR	63	12	7127-9N	7294-9N
L6 4.8L 292cid		w/70 Amp	DR	85	12	7134-9N	
L6 4.8L 292cid		w/DbI Mtg. Foot	DR	100	12	7157MN	
L6 4.8L 292cid	1982-80	w/63 Amp	DR	63	12	7127-9N	7294-9N
L6 4.8L 292cid	1983	w/66 Amp	DR	94	12	7294-9N	
V8 10.4L 636cid	1985-81	Caterpillar 3208, w/Air Brakes, 80 Amp	DR	80	12	7138N	7850N
V8 10.4L 636cid		w/Air Brakes, Caterpillar 3208, 27SI Delco, 65 Amp	DR	80	12	7138N	7850N
V8 10.4L 636cid	1983-81	w/ Air Brakes, Caterpillar 3208, w/Air Brakes, 100 Amp	DR	100	12	7850N	8076N
V8 5.7L 350cid	1990-89	w/120 Amp	DR	120	12	7287-12N	
V8 5.7L 350cid	1990-84	108 AMP, 9:00 Plug Position	DR	120	12	7287-9N	
V8 5.7L 350cid	1990-80	w/42 Amp	DR	63	12	7127-9N	7294-9N
V8 5.7L 350cid		w/70 Amp	DR	85	12	7134-9N	
V8 5.7L 350cid	1988-80	w/DbI Mtg. Foot	DR	100	12	7157MN	
V8 5.7L 350cid	1986-84	w/56 Amp	DR	94	12	7294-9N	
V8 5.7L 350cid	1982-80	w/63 Amp	DR	63	12	7127-9N	7294-9N
V8 5.7L 350cid	1989	108 Amp, 12:00 Plug Position	DR	120	12	7287-12N	
V8 5.7L 350cid		Opt. Service Unit, DR 10SI, CW, 63 Amp, Self Excite 1 Wire Aftermarket Design	DR	63	12	7127-SEN	
V8 5.7L 350cid		w/42 Amp, 3:00 Plug Position	DR	63	12	7127-3N	7294-3N
V8 5.7L 350cid		w/42 Amp, 9:00 Plug Position	DR	63	12	7127-9N	7294-9N
V8 5.7L 350cid		w/70 Amp, 9:00 Plug Position	DR	85	12	7134-9N	
V8 5.7L 350cid	1983	w/66 Amp	DR	94	12	7294-9N	
V8 6.0L 366cid	1990-84	108 AMP, 9:00 Plug Position	DR	120	12	7287-9N	
V8 6.0L 366cid	1990-80	w/70 Amp	DR	85	12	7134-9N	
V8 6.0L 366cid	1988-80	w/42 Amp	DR	63	12	7127-9N	7294-9N
V8 6.0L 366cid		w/DbI Mtg. Foot	DR	100	12	7157MN	
V8 6.0L 366cid	1986-84	w/56 Amp	DR	94	12	7294-9N	
V8 6.0L 366cid	1985-83	27SI, 80 Amp	DR	80	12	7138N	7850N
V8 6.0L 366cid		w/ Air Brakes, 27SI, 100 Amp	DR	100	12	7850N	8076N
V8 6.0L 366cid	1982-80	w/63 Amp	DR	63	12	7127-9N	7294-9N
V8 6.0L 366cid	1990	w/105 Amp (TBI)	DR	100-105	12	7960N	
V8 6.0L 366cid		w/120 Amp (TBI) 9:00 Plug Position	DR	120	12	7287-9N	
V8 6.0L 366cid		w/42 Amp (Carb.)	DR	63	12	7127-9N	7294-9N
V8 6.0L 366cid		w/85 Amp	DR	100-105	12	7960N	
V8 6.0L 366cid	1989	108 Amp, 12:00 Plug Position	DR	120	12	7287-12N	
V8 6.0L 366cid		Opt. Service Unit, DR 10SI, CW, 63 Amp, Self Excite 1 Wire Aftermarket Design	DR	63	12	7127-SEN	
V8 6.0L 366cid		w/42 Amp, 3:00 Plug Position	DR	63	12	7127-3N	7294-3N
V8 6.0L 366cid		w/42 Amp, 9:00 Plug Position	DR	63	12	7127-9N	7294-9N
V8 6.0L 366cid		w/70 Amp, 9:00 Plug Position	DR	85	12	7134-9N	

ALTERNATORS

ALTERNATORS AND GENERATORS

ENGINE	YEAR	APPLICATION	Mfg	Amp	Volt	PART NO.	OPT. NO.
Chevrolet (Cont'd)							
C60 (Cont'd)							
V8 6.0L 366cid	1983	w/66 Amp	DR	94	12	7294-9N	
V8 7.0L 427cid	1990	w/105 Amp (TBI)	DR	100-105	12	7960N	
V8 7.0L 427cid		w/108 Amp (Carb.)	DR	120	12	7287-9N	
V8 7.0L 427cid		w/42 Amp (Carb.)	DR	63	12	7127-9N	7294-9N
V8 7.0L 427cid		w/70 Amp (Carb)	DR	85	12	7134-9N	
V8 7.0L 427cid		w/85 Amp	DR	100-105	12	7960N	
V8 8.2L 501cid	1993-91	DD 8.2L (N, T), w/60 Amp Opt. 20SI	DR	60	12	7266N	
V8 8.2L 501cid	1993-79	DD 8.2L (N, T), w/Air Brakes, 80 Amp	DR	80	12	7138N	7850N
V8 8.2L 501cid		w/ Air Brakes, DD 8.2L (N, T), 100 Amp, w/Air Brakes	DR	100	12	7850N	8076N
V8 8.2L 501cid	1990-89	DD 8.2L (N, T), w/60 Amp Opt. 20SI	DR	60	12	7266N	
V8 8.2L 501cid		Opt. Delco 30SI / 90 Amp	DR	90	12	7262N	
V8 8.2L 501cid	1990-81	DD 8.2L (N, T), w/Air Brakes, 80 Amp	DR	80	12	7138N	7850N
V8 8.2L 501cid		w/ Air Brakes, DD 8.2L (N, T), 100 Amp, w/Air Brakes	DR	100	12	7850N	8076N
V8 8.2L 501cid	1991	DD 8.2L Diesel., DR 21SI, 160 Amp	DR	160	12	8028N	
V8 8.2L 501cid	1990	DD 8.2L Diesel., DR 21SI, 160 Amp	DR	160	12	8028N	
C60 Kodiak							
6 Cyl. 6.6L 403cid	1998-97	Caterpillar 3116, Bosch Replacement Unit, 160 Amp, 3 Mounting Ears	BO	160	12	12490N	12715N
Caterpillar 3116	1999	Bosch Replacement Unit, 160 Amp, 3 Mounting Ears	BO	160	12	12490N	12715N
Caterpillar 3126	1999-98	Bosch Replacement Unit, 160 Amp, 3 Mounting Ears	BO	160	12	12490N	12715N
Caterpillar 3208	1990	w/60 Amp Opt. 20SI	DR	60	12	7266N	
Caterpillar C7	1999-97	DR 21SI, 130 Amp	DR	130	12	7971N	
Caterpillar C7		DR 21SI, 160 Amp	DR	160	12	8028N	
Caterpillar C-7		Bosch Replacement Unit, 200 Amp	BO	200	12	12715N	
GM 6.5L (396) V8 Diesel	1998-97	w/124 Amp	DR	124	12	8209N	
L6 6.6L 403cid	1996-94	Caterpillar 3116, DR 21SI, 130 Amp	DR	130	12	7971N	
L6 6.6L 403cid		Caterpillar 3116, DR 21SI, 160 Amp	DR	160	12	8028N	
L6 6.6L 403cid	1996-90	Caterpillar 3116, Bosch Replacement Unit, 160 Amp, 3 Mounting Ears	BO	160	12	12490N	12715N
L6 6.6L 403cid		Caterpillar 3116, Bosch Replacement Unit, 200 Amp	BO	200	12	12715N	
L6 6.6L 403cid	1993-91	Caterpillar 3116, Delco Unit, 160 Amp	DR	160	12	8028N	
L6 6.6L 403cid	1993-90	Caterpillar 3116, Delco Unit, 105 Amp	DR	130	12	7971N	
L6 6.6L 403cid		Caterpillar 3116, Delco Unit, 130 Amp	DR	130	12	7971N	
L6 6.6L 403cid		Caterpillar 3116, DR 20SI, 60 Amp	DR	60	12	7266N	
L6 6.6L 403cid	1992-91	Caterpillar 3116, DR 20SI, 60 Amp	DR	60	12	7266N	
L6 6.6L 403cid	1994	Caterpillar 3116, Delco Unit, 130 Amp Early	DR	130	12	7971N	
V8 6.0L 366cid	1996-91	DR CS144 IR/ EF, 145 Amp	DR	145	12	7684N	
V8 6.0L 366cid	1996-90	DR CS130, 105 Amp, 10mm Adj.Ear	DR	100-105	12	7960N	
V8 6.0L 366cid		w/105 Amp (TBI)	DR	100-105	12	7960N	
V8 6.0L 366cid	1990	108 AMP, 9:00 Plug Position	DR	120	12	7287-9N	
V8 6.0L 366cid		w/120 Amp (TBI) 9:00 Plug Position	DR	120	12	7287-9N	
V8 6.0L 366cid		w/42 Amp (Carb.)	DR	63	12	7127-9N	7294-9N
V8 6.0L 366cid		w/70 Amp (Carb)	DR	85	12	7134-9N	
V8 6.0L 366cid		w/70 Amp (TBI)	DR	85	12	7134-9N	
V8 6.0L 366cid		w/85 Amp (TBI)	DR	100-105	12	7960N	
V8 7.0L 7011cc 427cid	1996-91	DR CS144 IR/ EF, 145 Amp	DR	145	12	7684N	
V8 7.0L 7011cc 427cid	1996-90	DR CS130, 105 Amp, 10mm Adj.Ear	DR	100-105	12	7960N	
V8 7.0L 7011cc 427cid		w/105 Amp (TBI)	DR	100-105	12	7960N	
V8 7.0L 7011cc 427cid	1990	108 AMP, 9:00 Plug Position	DR	120	12	7287-9N	
V8 7.0L 7011cc 427cid		w/42 Amp (Carb.)	DR	63	12	7127-9N	7294-9N
V8 7.0L 7011cc 427cid		w/70 Amp (Carb)	DR	85	12	7134-9N	
V8 7.0L 7011cc 427cid		w/85 Amp (TBI)	DR	100-105	12	7960N	
C6500 Kodiak							
6 Cyl. 7.2L 441cid	1998-97	Caterpillar C7, Bosch Replacement Unit, 160 Amp, 3 Mounting Ears	BO	160	12	12490N	12715N
6 Cyl. 7.2L 441cid		Caterpillar C-7, Bosch Replacement Unit, 200 Amp	BO	200	12	12715N	
6 Cyl. 7.2L 441cid		Caterpillar C7, DR 21SI, 160 Amp	DR	160	12	8028N	
6 Cyl. 7.2L 441cid		DR 21SI, 130 Amp	DR	130	12	7971N	
6 Cyl. 7.2L 441cid	1998	Caterpillar 3126, Bosch Replacement Unit, 160 Amp, 3 Mounting Ears	BO	160	12	12490N	12715N
6 Cyl. 7.2L 441cid		Caterpillar 3126, Bosch Replacement Unit, 200 Amp	BO	200	12	12715N	
6 Cyl. 7.2L 441cid		Caterpillar 3126, DR 21SI, 160 Amp	DR	160	12	8028N	
Caterpillar 3116	2002-94	Bosch Replacement Unit, 160 Amp, 3 Mounting Ears	BO	160	12	12490N	12715N
Caterpillar 3116		Bosch Replacement Unit, 200 Amp	BO	200	12	12715N	
Caterpillar 3116		DR 21SI, 160 Amp	DR	160	12	8028N	

ALTERNATORS AND GENERATORS

ENGINE	YEAR	APPLICATION	Mfg	Amp	Volt	PART NO.	OPT. NO.
Chevrolet (Cont'd)							
C6500 Kodiak (Cont'd)							
Caterpillar 3116	1996-94	DR 21SI, 130 Amp	DR	130	12	7971N	
Caterpillar 3116	1993-91	160 Amp	DR	160	12	8028N	
Caterpillar 3116	1993-90	Delco 21SI, 130 Amp Series	DR	130	12	7971N	
Caterpillar 3116		w/100 Amp	DR	130	12	7971N	
Caterpillar 3208	1990	w/60 Amp Opt. 20SI	DR	60	12	7266N	
DD 8.2L (N, T)	1993-89	w/60 Amp Opt. 20SI	DR	60	12	7266N	
DD 8.2L (N, T)	1990-89	Opt. Delco 30SI / 90 Amp	DR	90	12	7262N	
GM 5.0L (305) V8 Gas	1990	w/108 Amp	DR	120	12	7287-9N	
GM 5.0L (305) V8 Gas		w/42 Amp	DR	63	12	7127-9N	7294-9N
GM 5.0L (305) V8 Gas		w/70 Amp	DR	85	12	7134-9N	
GM 5.7L (350) V8 Gas		w/108 Amp	DR	120	12	7287-9N	
GM 5.7L (350) V8 Gas		w/42 Amp	DR	63	12	7127-9N	7294-9N
GM 5.7L (350) V8 Gas		w/70 Amp	DR	85	12	7134-9N	
GM 6.0L (366) V8 Gas	1996-91	DR CS144 IR/ EF, 145 Amp	DR	145	12	7684N	
GM 6.0L (366) V8 Gas	1990	w/108 Amp (Carb.)	DR	120	12	7287-9N	
GM 6.0L (366) V8 Gas		w/120 Amp (TBI) 9:00 Plug Position	DR	120	12	7287-9N	
GM 6.0L (366) V8 Gas		w/42 Amp (Carb.)	DR	63	12	7127-9N	7294-9N
GM 6.0L (366) V8 Gas		w/70 Amp (Carb.)	DR	85	12	7134-9N	
GM 6.0L (366) V8 Gas		w/70 Amp (TBI)	DR	85	12	7134-9N	
GM 6.0L (366) V8 Gas		w/85 Amp (TBI)	DR	100-105	12	7960N	
GM 7.0L (427) V8 Gas	1996-91	DR CS144 IR/ EF, 145 Amp	DR	145	12	7684N	
GM 7.0L (427) V8 Gas	1990	w/108 Amp (Carb.)	DR	120	12	7287-9N	
GM 7.0L (427) V8 Gas		w/42 Amp (Carb.)	DR	63	12	7127-9N	7294-9N
GM 7.0L (427) V8 Gas		w/70 Amp (Carb.)	DR	85	12	7134-9N	
GM 7.0L (427) V8 Gas		w/85 Amp (TBI)	DR	100-105	12	7960N	
L6 6.6L 403cid	1998-97	Caterpillar 3116, Bosch Replacement Unit, 160 Amp, 3 Mounting Ears	BO	160	12	12490N	12715N
L6 6.6L 403cid		Caterpillar 3116, Bosch Replacement Unit, 200 Amp	BO	200	12	12715N	
L6 6.6L 403cid		Caterpillar 3116, DR 21SI, 160 Amp	DR	160	12	8028N	
L6 6.6L 403cid		DR 21SI, 130 Amp	DR	130	12	7971N	
L6 7.2L 441cid	2009-03	DR 22SI Quad Pad Mt., 130 Amp	DR	130	12	8364N	8707N
L6 7.2L 441cid	2005-03	DR 22SI Quad Pad Mt., 100 Amp	DR	130	12	8364N	8707N
L6 7.2L 441cid	2002-99	Caterpillar 3126, Bosch Replacement Unit, 160 Amp, 3 Mounting Ears	BO	160	12	12490N	12715N
L6 7.2L 441cid		Caterpillar 3126, Bosch Replacement Unit, 200 Amp	BO	200	12	12715N	
L6 7.2L 441cid		Caterpillar 3126, DR 21SI, 160 Amp	DR	160	12	8028N	
L6 7.2L 441cid		Caterpillar C7, Bosch Replacement Unit, 160 Amp, 3 Mounting Ears	BO	160	12	12490N	12715N
L6 7.2L 441cid		Caterpillar C-7, Bosch Replacement Unit, 200 Amp	BO	200	12	12715N	
L6 7.2L 441cid		Caterpillar C7, DR 21SI, 160 Amp	DR	160	12	8028N	
L6 7.2L 441cid		DR 21SI, 130 Amp	DR	130	12	7971N	
L6 7.8L 475cid	2009-03	DR 22SI Quad Pad Mt., 130 Amp	DR	130	12	8364N	8707N
L6 7.8L 475cid	2005-03	DR 22SI Quad Pad Mt., 100 Amp	DR	130	12	8364N	8707N
V8 6.0L 366cid	1998-97	DR CS130, 105 Amp, 10mm Adj.Ear	DR	100-105	12	7960N	
V8 6.0L 366cid		DR CS144 IR/ EF, 145 Amp	DR	145	12	7684N	
V8 7.0L 7011cc 427cid		DR CS130, 105 Amp, 10mm Adj.Ear	DR	100-105	12	7960N	
V8 7.0L 7011cc 427cid		DR CS144 IR/ EF, 145 Amp	DR	145	12	7684N	
V8 7.4L 454cid	2000-99	DR CS130, 105 Amp, 10mm Adj.Ear	DR	100-105	12	7960N	
V8 7.4L 454cid		DR CS144 IR/ EF, 145 Amp	DR	145	12	7684N	
V8 8.1L 496cid	2009-06	Delco DR44G, 150 Amp	DR	150	12	8540N	
V8 8.1L 496cid	2005-03	Delco AD230, 105 Amp, Reg. 3:00	DR	105	12	8490-3N	
V8 8.1L 496cid		Delco AD230, 105 Amp, Reg. 9:00	DR	105	12	8490-9N	
V8 8.1L 496cid		Delco AD244, 150 Amp	DR	150	12	8495-3N	
V8 8.1L 496cid	2002-01	Delco AD230, 105 Amp	DR	105	12	8490-9N	
V8 8.1L 496cid		Delco AD244, 130 Amp	DR	130	12	8492-9N	
C6D							
Caterpillar 3208	1988-79	w/Air Brakes	DR	80	12	7138N	7850N
Caterpillar 3208		w/Air Brakes, 27SI, 65 Amp	DR	80	12	7138N	7850N
Caterpillar 3208	1989	Opt. Delco 30SI / 90 Amp	DR	90	12	7262N	
Caterpillar 3208		Std. Unit	DR	80	12	7138N	7850N
DD 4-53T	1982-79	w/80 Amp	DR	100	12	7157MN	
DD 8.2L (N, T) Diesel.	2004	DR 22SI Quad Pad Mt., 100 Amp	DR	130	12	8364N	8707N
DD 8.2L (N, T) Diesel.		DR 22SI Quad Pad Mt., 130 Amp	DR	130	12	8364N	8707N
DD 8.2L (N, T)	1990-89	Opt. Delco 30SI / 90 Amp	DR	90	12	7262N	
DD 8.2L (N, T)	1988-79	w/Air Brakes	DR	80	12	7138N	7850N

ALTERNATORS

ALTERNATORS AND GENERATORS

ENGINE	YEAR	APPLICATION	Mfg	Amp	Volt	PART NO.	OPT. NO.
Chevrolet (Cont'd)							
C6D (Cont'd)							
DD 8.2L Diesel.	1991-90	DR 21SI, 160 Amp	DR	160	12	8028N	
GM 4.8L (292) L6 Gas	1988-84	w/108 Amp	DR	120	12	7287-9N	
GM 4.8L (292) L6 Gas		w/56 Amp	DR	94	12	7294-9N	
GM 4.8L (292) L6 Gas	1988-82	w/80 Amp	DR	100	12	7157MN	
GM 4.8L (292) L6 Gas	1988-80	w/70 Amp	DR	85	12	7134-9N	
GM 4.8L (292) L6 Gas	1988-79	w/42 Amp Int. Reg.	DR	63	12	7127-9N	7294-9N
GM 4.8L (292) L6 Gas	1982-79	w/63 Amp	DR	63	12	7127-9N	7294-9N
GM 4.8L (292) L6 Gas	1979	w/80 Amp	DR	100	12	7157MN	
GM 5.7L (350) V8 Gas	1989-80	w/70 Amp	DR	85	12	7134-9N	
GM 5.7L (350) V8 Gas	1988-84	w/108 Amp	DR	120	12	7287-9N	
GM 5.7L (350) V8 Gas	1988-79	w/42 Amp Int. Reg.	DR	63	12	7127-9N	7294-9N
GM 5.7L (350) V8 Gas	1986-84	w/56 Amp	DR	94	12	7294-9N	
GM 5.7L (350) V8 Gas	1986-82	w/80 Amp	DR	100	12	7157MN	
GM 5.7L (350) V8 Gas	1982-79	w/63 Amp	DR	63	12	7127-9N	7294-9N
GM 5.7L (350) V8 Gas	1979	w/80 Amp	DR	100	12	7157MN	
C70							
8 Cyl. 10.4L 636cid	1993-91	Caterpillar 3208, w/Air Brakes, 80 Amp	DR	80	12	7138N	7850N
8 Cyl. 10.4L 636cid		Opt. Delco 30SI / 90 Amp	DR	90	12	7262N	
8 Cyl. 10.4L 636cid		w/ Air Brakes, Caterpillar 3208, 27SI, 100 Amp	DR	100	12	7850N	8076N
8 Cyl. 10.4L 636cid		w/Air Brakes, Caterpillar 3208, 27SI Delco, 65 Amp	DR	80	12	7138N	7850N
8 Cyl. 6.0L 366cid	1991	DR CS144 IR/ EF, 145 Amp	DR	145	12	7684N	
8 Cyl. 6.0L 366cid		w/85 Amp (TBI)	DR	100-105	12	7960N	
8 Cyl. 7.0L 427cid		DR CS144 IR/ EF, 145 Amp	DR	145	12	7684N	
8 Cyl. 7.0L 427cid		w/85 Amp (TBI)	DR	100-105	12	7960N	
8 Cyl. 7.0L 427cid	1979	w/42 Amp	DR	63	12	7127-9N	7294-9N
8 Cyl. 7.0L 427cid		w/63 Amp	DR	63	12	7127-9N	7294-9N
8 Cyl. 7.0L 427cid		w/80 Amp	DR	100	12	7157MN	
8 Cyl. 7.4L 454cid	1982-79	w/42 Amp	DR	63	12	7127-9N	7294-9N
8 Cyl. 7.4L 454cid		w/63 Amp	DR	63	12	7127-9N	7294-9N
8 Cyl. 7.4L 454cid	1981	w/70 Amp	DR	85	12	7134-9N	
8 Cyl. 7.4L 454cid	1979	w/80 Amp	DR	100	12	7157MN	
8 Cyl. 8.2L 501cid	1993-91	Opt. Delco 30SI / 90 Amp	DR	90	12	7262N	
Caterpillar 3116	2002-94	DR 21SI, 130 Amp	DR	130	12	7971N	
Caterpillar 3116		DR 21SI, 160 Amp	DR	160	12	8028N	
Caterpillar 3116	2000-91	Bosch Replacement Unit, 200 Amp	BO	200	12	12715N	
Caterpillar 3116	1993-91	Delco 21SI, 130 Amp Series	DR	130	12	7971N	
Caterpillar 3126	2002-98	Bosch Replacement Unit, 200 Amp	BO	200	12	12715N	
Caterpillar 3126		DR 21SI, 130 Amp	DR	130	12	7971N	
Caterpillar 3126		DR 21SI, 160 Amp	DR	160	12	8028N	
Caterpillar 3126	2003	w/o Calif. Emissions, DR 22SI, Quad Pad Mt, 130 Amp	DR	130	12	8364N	8707N
DD 4-53T	1980	w/80 Amp	DR	100	12	7157MN	
DD 4-53T	1979	w/80 Amp	DR	100	12	7157MN	
DD 8.2L (N, T) Diesel.	2004	DR 22SI Quad Pad Mt., 100 Amp	DR	130	12	8364N	8707N
DD 8.2L (N, T) Diesel.		DR 22SI Quad Pad Mt., 130 Amp	DR	130	12	8364N	8707N
GM 5.7L (350) V8 Gas	1989	w/108 Amp	DR	120	12	7287-12N	
GM 5.7L (350) V8 Gas		w/70 Amp	DR	85	12	7134-9N	
GM 6.0L (366) V8 Gas	1998-92	DR CS144 IR/ EF, 145 Amp	DR	145	12	7684N	
GM 6.0L (366) V8 Gas	1979	w/42 Amp	DR	63	12	7127-9N	7294-9N
GM 6.0L (366) V8 Gas		w/80 Amp	DR	100	12	7157MN	
GM 6.5L (396) V8 Diesel	1998-97	w/124 Amp	DR	124	12	8209N	
GM 7.0L (427) V8 Gas	1998-92	DR CS144 IR/ EF, 145 Amp	DR	145	12	7684N	
GM 7.4L (454) V8 Gas	2000-99	DR CS144 IR/ EF, 145 Amp	DR	145	12	7684N	
GM 7.4L (454) V8 Gas	1989-84	w/70 Amp	DR	85	12	7134-9N	
GM 7.4L (454) V8 Gas	1988-84	w/108 Amp	DR	120	12	7287-9N	
GM 7.4L (454) V8 Gas	1986-84	w/56 Amp	DR	94	12	7294-9N	
GM 7.4L (454) V8 Gas	1989	w/108 Amp	DR	120	12	7287-12N	
GM 7.4L (454) V8 Gas		w/42 Amp	DR	63	12	7127-3N	7294-3N
GM 8.1L (496) V8 Gas	2002-01	Delco AD230, 105 Amp	DR	105	12	8490-9N	
GM 8.1L (496) V8 Gas		Delco AD244, 130 Amp	DR	130	12	8492-9N	
V8 10.4L 636cid	1990-89	Opt. Delco 30SI / 90 Amp	DR	90	12	7262N	
V8 10.4L 636cid	1990-81	w/Air Brakes, Caterpillar 3208, 27SI Delco, 65 Amp	DR	80	12	7138N	7850N
V8 10.4L 636cid	1990-80	Caterpillar 3208, w/Air Brakes, 80 Amp	DR	80	12	7138N	7850N
V8 10.4L 636cid	1983-80	w/ Air Brakes, Caterpillar 3208, 27SI, 100 Amp	DR	100	12	7850N	8076N
V8 10.4L 636cid	1990	w/ Air Brakes, Caterpillar 3208, 27SI, 100 Amp	DR	100	12	7850N	8076N
V8 6.0L 366cid	1990-80	w/42 Amp	DR	63	12	7127-9N	7294-9N

ALTERNATORS AND GENERATORS

ENGINE	YEAR	APPLICATION	Mfg	Amp	Volt	PART NO.	OPT. NO.
Chevrolet (Cont'd)							
C70 (Cont'd)							
V8 6.0L 366cid	1990-80	w/70 Amp	DR	85	12	7134-9N	
V8 6.0L 366cid	1989-84	w/108 Amp	DR	120	12	7287-9N	
V8 6.0L 366cid	1988-80	w/42 Amp	DR	63	12	7127-9N	7294-9N
V8 6.0L 366cid	1986-84	w/56 Amp	DR	94	12	7294-9N	
V8 6.0L 366cid	1986-80	80 Amp	DR	100	12	7157MN	
V8 6.0L 366cid	1982-80	w/63 Amp	DR	63	12	7127-9N	7294-9N
V8 6.0L 366cid	1990	w/105 Amp (TBI)	DR	100-105	12	7960N	
V8 6.0L 366cid		w/120 Amp (TBI) 9:00 Plug Position	DR	120	12	7287-9N	
V8 6.0L 366cid		w/42 Amp (Carb.)	DR	63	12	7127-9N	7294-9N
V8 6.0L 366cid		w/85 Amp	DR	100-105	12	7960N	
V8 6.0L 366cid		w/Carb, w/108 Amp	DR	120	12	7287-9N	
V8 6.0L 366cid	1989	108 Amp, 12:00 Plug Position	DR	120	12	7287-12N	
V8 6.0L 366cid		Opt. Service Unit, DR 10SI, CW, 63 Amp, Self Excite 1 Wire Aftermarket Design	DR	63	12	7127-SEN	
V8 6.0L 366cid		w/42 Amp, 3:00 Plug Position	DR	63	12	7127-3N	7294-3N
V8 6.0L 366cid		w/42 Ampmp, 9:00 Plug Position	DR	63	12	7127-9N	7294-9N
V8 6.0L 366cid	1983	w/66 Amp	DR	94	12	7294-9N	
V8 6.0L 366cid	1981	42 Amp	DR	63	12	7127-9N	7294-9N
V8 7.0L 427cid	1990-80	w/42 Amp	DR	63	12	7127-9N	7294-9N
V8 7.0L 427cid	1989-84	w/108 Amp	DR	120	12	7287-9N	
V8 7.0L 427cid	1989-80	w/70 Amp	DR	85	12	7134-9N	
V8 7.0L 427cid	1986-84	w/56 Amp	DR	94	12	7294-9N	
V8 7.0L 427cid	1986-80	80 Amp	DR	100	12	7157MN	
V8 7.0L 427cid	1982-80	w/63 Amp	DR	63	12	7127-9N	7294-9N
V8 7.0L 427cid	1990	w/105 Amp (TBI)	DR	100-105	12	7960N	
V8 7.0L 427cid		w/108 Amp (Carb.)	DR	120	12	7287-9N	
V8 7.0L 427cid		w/70 Amp (Carb)	DR	85	12	7134-9N	
V8 7.0L 427cid		w/85 Amp	DR	100-105	12	7960N	
V8 7.0L 427cid	1989	108 Amp, 12:00 Plug Position	DR	120	12	7287-12N	
V8 7.0L 427cid		Opt. Service Unit, DR 10SI, CW, 63 Amp, Self Excite 1 Wire Aftermarket Design	DR	63	12	7127-SEN	
V8 7.0L 427cid		w/42 Amp, 3:00 Plug Position	DR	63	12	7127-3N	7294-3N
V8 7.0L 427cid		w/42 Ampmp, 9:00 Plug Position	DR	63	12	7127-9N	7294-9N
V8 7.0L 427cid	1983	w/66 Amp	DR	94	12	7294-9N	
V8 7.0L 427cid	1981	42 Amp	DR	63	12	7127-9N	7294-9N
V8 7.0L 427cid		70 Amp	DR	85	12	7134-9N	
V8 7.4L 454cid	1980	80 Amp	DR	100	12	7157MN	
V8 7.4L 454cid		w/42 Amp	DR	63	12	7127-9N	7294-9N
V8 7.4L 454cid		w/63 Amp	DR	63	12	7127-9N	7294-9N
V8 7.4L 454cid		w/70 Amp	DR	85	12	7134-9N	
V8 8.2L 501cid	1993-91	DD 8.2L (N, T), w/60 Amp Opt. 20SI	DR	60	12	7266N	
V8 8.2L 501cid		w/ Air Brakes, DD 8.2L (N, T), 100 Amp, w/Air Brakes	DR	100	12	7850N	8076N
V8 8.2L 501cid	1993-79	DD 8.2L (N, T), w/Air Brakes, 80 Amp	DR	80	12	7138N	7850N
V8 8.2L 501cid	1990-89	Opt. Delco 30SI / 90 Amp	DR	90	12	7262N	
V8 8.2L 501cid	1990-82	w/ Air Brakes, 100 Amp, w/Air Brakes	DR	100	12	7850N	8076N
V8 8.2L 501cid		w/Air Brakes, 80 Amp	DR	80	12	7138N	7850N
V8 8.2L 501cid	1989-81	w/ Air Brakes, DD 8.2L (N, T), 100 Amp, w/Air Brakes	DR	100	12	7850N	8076N
V8 8.2L 501cid	1989-80	DD 8.2L (N, T), w/Air Brakes, 80 Amp	DR	80	12	7138N	7850N
V8 8.2L 501cid	1988-83	100 Amp, w/Air Brakes	DR	100	12	7850N	8076N
V8 8.2L 501cid		80 Amp, w/Air Brakes	DR	80	12	7138N	7850N
V8 8.2L 501cid	1982-81	Cummins VT-225, w/Air Brakes, 80 Amp	DR	80	12	7138N	7850N
V8 8.2L 501cid		w/Air Brakes, Cummins VT-225, 27SI Delco, 65 Amp	DR	80	12	7138N	7850N
V8 8.2L 501cid	1991	DD 8.2L Diesel., DR 21SI, 160 Amp	DR	160	12	8028N	
V8 8.2L 501cid	1990	DR 21SI, 160 Amp	DR	160	12	8028N	
V8 8.2L 501cid		w/60 Amp Opt. 20SI	DR	60	12	7266N	
V8 8.2L 501cid	1989	DD 8.2L (N, T), w/60 Amp Opt. 20SI	DR	60	12	7266N	
V8 8.2L 501cid	1982	w/ Air Brakes, Cummins VT-225, w/Air Brakes	DR	100	12	7850N	8076N
V8 8.2L 501cid	1981	w/ Air Brakes, Cummins VT-225, w/Air Brakes, 100 Amp	DR	100	12	7850N	8076N
V8 8.2L 501cid	1980	w/ Air Brakes, DD 8.2L (N, T), 27SI, 100 Amp	DR	100	12	7850N	8076N
V8 8.2L 501cid	1979	w/ Air Brakes, DD 8.2L (N, T), 27SI, 100 Amp	DR	100	12	7850N	8076N
Various Eng.	1982	w/70 Amp	DR	85	12	7134-9N	
C70 Kodiak							
Caterpillar 3208	1993-90	w/60 Amp Opt. 20SI	DR	60	12	7266N	
L6 6.6L 403cid	1996-94	Caterpillar 3116, DR 21SI, 130 Amp	DR	130	12	7971N	
L6 6.6L 403cid		Caterpillar 3116, DR 21SI, 160 Amp	DR	160	12	8028N	

ALTERNATORS

ALTERNATORS AND GENERATORS

ENGINE	YEAR	APPLICATION	Mfg	Amp	Volt	PART NO.	OPT. NO.
Chevrolet (Cont'd)							
C70 Kodiak (Cont'd)							
L6 6.6L 403cid	1996-90	Caterpillar 3116, Bosch Replacement Unit, 160 Amp, 3 Mounting Ears	BO	160	12	12490N	12715N
L6 6.6L 403cid		Caterpillar 3116, Bosch Replacement Unit, 200 Amp	BO	200	12	12715N	
L6 6.6L 403cid	1993-91	Caterpillar 3116, Delco Unit, 160 Amp	DR	160	12	8028N	
L6 6.6L 403cid		Caterpillar 3116, DR 20SI, 60 Amp	DR	60	12	7266N	
L6 6.6L 403cid	1993-90	Caterpillar 3116, Delco Unit, 105 Amp	DR	130	12	7971N	
L6 6.6L 403cid		Caterpillar 3116, Delco Unit, 130 Amp	DR	130	12	7971N	
L6 6.6L 403cid	1992-90	Caterpillar 3116, DR 20SI, 60 Amp	DR	60	12	7266N	
L6 6.6L 403cid	1994	Caterpillar 3116, Delco Unit, 130 Amp Early	DR	130	12	7971N	
V8 6.0L 366cid	1996-91	DR CS130, 105 Amp, 10mm Adj.Ear	DR	100-105	12	7960N	
V8 6.0L 366cid		DR CS144 IR/ EF, 145 Amp	DR	145	12	7684N	
V8 6.0L 366cid	1996-90	w/105 Amp (TBI)	DR	100-105	12	7960N	
V8 6.0L 366cid	1990	108 AMP, 9:00 Plug Position	DR	120	12	7287-9N	
V8 6.0L 366cid		w/120 Amp (TBI) 9:00 Plug Position	DR	120	12	7287-9N	
V8 6.0L 366cid		w/42 Amp (Carb.)	DR	63	12	7127-9N	7294-9N
V8 6.0L 366cid		w/70 Amp (Carb)	DR	85	12	7134-9N	
V8 6.0L 366cid		w/70 Amp (TBI)	DR	85	12	7134-9N	
V8 6.0L 366cid		w/85 Amp (TBI)	DR	100-105	12	7960N	
V8 7.0L 7011cc 427cid	1996-91	DR CS130, 105 Amp, 10mm Adj.Ear	DR	100-105	12	7960N	
V8 7.0L 7011cc 427cid		DR CS144 IR/ EF, 145 Amp	DR	145	12	7684N	
V8 7.0L 7011cc 427cid	1996-90	w/105 Amp (TBI)	DR	100-105	12	7960N	
V8 7.0L 7011cc 427cid	1990	108 AMP, 9:00 Plug Position	DR	120	12	7287-9N	
V8 7.0L 7011cc 427cid		w/42 Amp (Carb.)	DR	63	12	7127-9N	7294-9N
V8 7.0L 7011cc 427cid		w/70 Amp (Carb)	DR	85	12	7134-9N	
V8 7.0L 7011cc 427cid		w/85 Amp (TBI)	DR	100-105	12	7960N	
C7500 Kodiak							
6 Cyl. 7.2L 441cid	1998-97	DR 21SI, 130 Amp	DR	130	12	7971N	
6 Cyl. 7.2L 441cid	1998	Caterpillar 3126, Bosch Replacement Unit, 160 Amp, 3 Mounting Ears	BO	160	12	12490N	12715N
6 Cyl. 7.2L 441cid		Caterpillar 3126, Bosch Replacement Unit, 200 Amp	BO	200	12	12715N	
6 Cyl. 7.2L 441cid		Caterpillar 3126, DR 21SI, 160 Amp	DR	160	12	8028N	
8 Cyl. 7.0L 7011cc 427cid	1996	DR CS144 IR/ EF, 145 Amp	DR	145	12	7684N	
Caterpillar 3116	2002-94	Bosch Replacement Unit, 160 Amp, 3 Mounting Ears	BO	160	12	12490N	12715N
Caterpillar 3116		Bosch Replacement Unit, 200 Amp	BO	200	12	12715N	
Caterpillar 3116		DR 21SI, 130 Amp	DR	130	12	7971N	
Caterpillar 3116		DR 21SI, 160 Amp	DR	160	12	8028N	
Caterpillar 3116	1993-91	160 Amp	DR	160	12	8028N	
Caterpillar 3116	1993-90	Delco 21SI, 130 Amp Series	DR	130	12	7971N	
Caterpillar 3116		DR 20SI, 60 Amp	DR	60	12	7266N	
Caterpillar 3116		w/100 Amp	DR	130	12	7971N	
Caterpillar 3208	1990	w/60 Amp Opt. 20SI	DR	60	12	7266N	
DD 8.2L (N, T)	1990-89	Opt. Delco 30SI / 90 Amp	DR	90	12	7262N	
DD 8.2L (N, T)	1989	w/60 Amp Opt. 20SI	DR	60	12	7266N	
GM 5.0L (305) V8 Gas	1990	w/108 Amp	DR	120	12	7287-9N	
GM 5.0L (305) V8 Gas		w/42 Amp	DR	63	12	7127-9N	7294-9N
GM 5.0L (305) V8 Gas		w/70 Amp	DR	85	12	7134-9N	
GM 5.7L (350) V8 Gas		w/108 Amp	DR	120	12	7287-9N	
GM 5.7L (350) V8 Gas		w/42 Amp	DR	63	12	7127-9N	7294-9N
GM 5.7L (350) V8 Gas		w/70 Amp	DR	85	12	7134-9N	
GM 6.0L (366) V8 Gas	1996-91	DR CS144 IR/ EF, 145 Amp	DR	145	12	7684N	
GM 6.0L (366) V8 Gas	1990	w/108 Amp (Carb.)	DR	120	12	7287-9N	
GM 6.0L (366) V8 Gas		w/120 Amp (TBI) 9:00 Plug Position	DR	120	12	7287-9N	
GM 6.0L (366) V8 Gas		w/42 Amp (Carb.)	DR	63	12	7127-9N	7294-9N
GM 6.0L (366) V8 Gas		w/70 Amp (Carb)	DR	85	12	7134-9N	
GM 6.0L (366) V8 Gas		w/70 Amp (TBI)	DR	85	12	7134-9N	
GM 6.0L (366) V8 Gas		w/85 Amp (TBI)	DR	100-105	12	7960N	
GM 7.0L (427) V8 Gas	1995-91	DR CS144 IR/ EF, 145 Amp	DR	145	12	7684N	
GM 7.0L (427) V8 Gas	1990	w/108 Amp (Carb.)	DR	120	12	7287-9N	
GM 7.0L (427) V8 Gas		w/42 Amp (Carb.)	DR	63	12	7127-9N	7294-9N
GM 7.0L (427) V8 Gas		w/70 Amp (Carb)	DR	85	12	7134-9N	
GM 7.0L (427) V8 Gas		w/85 Amp (TBI)	DR	100-105	12	7960N	
L6 6.6L 403cid	1998-97	Caterpillar 3116, Bosch Replacement Unit, 160 Amp, 3 Mounting Ears	BO	160	12	12490N	12715N
L6 6.6L 403cid		Caterpillar 3116, Bosch Replacement Unit, 200 Amp	BO	200	12	12715N	
L6 6.6L 403cid		Caterpillar 3116, DR 21SI, 130 Amp	DR	130	12	7971N	

ALTERNATORS

ALTERNATORS AND GENERATORS

ENGINE	YEAR	APPLICATION	Mfg	Amp	Volt	PART NO.	OPT. NO.
Chevrolet (Cont'd)							
C7500 Kodiak (Cont'd)							
L6 6.6L 403cid	1998-97	Caterpillar 3116, DR 21SI, 160 Amp	DR	160	12	8028N	
L6 7.2L 441cid	2009-03	DR 22SI Quad Pad Mt., 130 Amp	DR	130	12	8364N	8707N
L6 7.2L 441cid	2005-03	DR 22SI Quad Pad Mt., 100 Amp	DR	130	12	8364N	8707N
L6 7.2L 441cid	2002-99	Caterpillar 3126, Bosch Replacement Unit, 160 Amp, 3 Mounting Ears	BO	160	12	12490N	12715N
L6 7.2L 441cid		Caterpillar 3126, Bosch Replacement Unit, 200 Amp	BO	200	12	12715N	
L6 7.2L 441cid		Caterpillar 3126, DR 21SI, 160 Amp	DR	160	12	8028N	
L6 7.2L 441cid		DR 21SI, 130 Amp	DR	130	12	7971N	
L6 7.2L 441cid	2002-01	Caterpillar C7, Bosch Replacement Unit, 160 Amp, 3 Mounting Ears	BO	160	12	12490N	12715N
L6 7.2L 441cid		Caterpillar C-7, Bosch Replacement Unit, 200 Amp	BO	200	12	12715N	
L6 7.2L 441cid		Caterpillar C7, DR 21SI, 160 Amp	DR	160	12	8028N	
L6 7.8L 475cid	2009-03	DR 22SI Quad Pad Mt., 130 Amp	DR	130	12	8364N	8707N
L6 7.8L 475cid	2005-03	DR 22SI Quad Pad Mt., 100 Amp	DR	130	12	8364N	8707N
V8 6.0L 366cid	1998-97	DR CS144 IR/ EF, 145 Amp	DR	145	12	7684N	
V8 6.0L 366cid	1997	DR CS130, 105 Amp, 10mm Adj.Ear	DR	100-105	12	7960N	
V8 7.0L 7011cc 427cid	1998-97	DR CS130, 105 Amp, 10mm Adj.Ear	DR	100-105	12	7960N	
V8 7.0L 7011cc 427cid		DR CS144 IR/ EF, 145 Amp	DR	145	12	7684N	
V8 7.4L 454cid	2000-99	DR CS130, 105 Amp, 10mm Adj.Ear	DR	100-105	12	7960N	
V8 7.4L 454cid		DR CS144 IR/ EF, 145 Amp	DR	145	12	7684N	
V8 8.1L 496cid	2009-06	Delco DR44G, 150 Amp	DR	150	12	8540N	
V8 8.1L 496cid	2005-03	Delco AD230, 105 Amp, Reg. 3:00	DR	105	12	8490-3N	
V8 8.1L 496cid		Delco AD230, 105 Amp, Reg. 9:00	DR	105	12	8490-9N	
V8 8.1L 496cid		Delco AD244, 150 Amp	DR	150	12	8495-3N	
V8 8.1L 496cid	2002-01	Delco AD230, 105 Amp	DR	105	12	8490-9N	
V8 8.1L 496cid		Delco AD244, 130 Amp	DR	130	12	8492-9N	
C7D							
Caterpillar 3208	1988-79	w/Air Brakes	DR	80	12	7138N	7850N
Caterpillar 3208		w/Air Brakes, 27SI, 65 Amp	DR	80	12	7138N	7850N
Caterpillar 3208	1983-79	w/ Air Brakes, 27SI, 100 Amp	DR	100	12	7850N	8076N
Caterpillar 3208	1989	Opt. Delco 30SI / 90 Amp	DR	90	12	7262N	
Caterpillar 3208		Std. Unit	DR	80	12	7138N	7850N
DD 4-53T	1982-79	w/80 Amp	DR	100	12	7157MN	
DD 4-53T	1983	w/ Air Brakes, 27SI, 100 Amp	DR	100	12	7850N	8076N
DD 4-53T		w/Air Brakes	DR	80	12	7138N	7850N
DD 4-53T		w/Air Brakes, 27SI, 65 Amp	DR	80	12	7138N	7850N
DD 8.2L (N, T)	1990-89	Opt. Delco 30SI / 90 Amp	DR	90	12	7262N	
DD 8.2L (N, T)		w/60 Amp Opt. 20SI	DR	60	12	7266N	
DD 8.2L (N, T)	1988-79	w/ Air Brakes, 27SI, 100 Amp	DR	100	12	7850N	8076N
DD 8.2L (N, T)		w/Air Brakes	DR	80	12	7138N	7850N
C80							
Caterpillar 3116	2000-94	DR 21SI, 130 Amp	DR	130	12	7971N	
Caterpillar 3116		DR 21SI, 160 Amp	DR	160	12	8028N	
Caterpillar 3116	2000-90	Bosch Replacement Unit, 160 Amp, 3 Mounting Ears	BO	160	12	12490N	12715N
Caterpillar 3116		Bosch Replacement Unit, 200 Amp	BO	200	12	12715N	
Caterpillar 3116	1993-91	160 Amp	DR	160	12	8028N	
Caterpillar 3116	1993-90	Delco 21SI, 130 Amp Series	DR	130	12	7971N	
Caterpillar 3116		w/100 Amp	DR	130	12	7971N	
Caterpillar 3126	2002-98	Bosch Replacement Unit, 160 Amp, 3 Mounting Ears	BO	160	12	12490N	12715N
Caterpillar 3126		Bosch Replacement Unit, 200 Amp	BO	200	12	12715N	
Caterpillar 3126		DR 21SI, 130 Amp	DR	130	12	7971N	
Caterpillar 3126		DR 21SI, 160 Amp	DR	160	12	8028N	
DD 8.2L (N, T)	1990-89	Opt. Delco 30SI / 90 Amp	DR	90	12	7262N	
DD 8.2L (N, T)		w/60 Amp Opt. 20SI	DR	60	12	7266N	
GM 6.0L (366) V8 Gas	1998-91	DR CS144 IR/ EF, 145 Amp	DR	145	12	7684N	
GM 6.0L (366) V8 Gas	1990	w/108 Amp (Carb.)	DR	120	12	7287-9N	
GM 6.0L (366) V8 Gas		w/120 Amp (TBI) 9:00 Plug Position	DR	120	12	7287-9N	
GM 6.0L (366) V8 Gas		w/42 Amp (Carb.)	DR	63	12	7127-9N	7294-9N
GM 6.0L (366) V8 Gas		w/70 Amp (Carb.)	DR	85	12	7134-9N	
GM 6.0L (366) V8 Gas		w/70 Amp (TBI)	DR	85	12	7134-9N	
GM 6.0L (366) V8 Gas		w/85 Amp (TBI)	DR	100-105	12	7960N	
GM 7.0L (427) V8 Gas	1998-91	DR CS144 IR/ EF, 145 Amp	DR	145	12	7684N	
GM 7.0L (427) V8 Gas	1990	w/108 Amp (Carb.)	DR	120	12	7287-9N	
GM 7.0L (427) V8 Gas		w/42 Amp (Carb.)	DR	63	12	7127-9N	7294-9N
GM 7.0L (427) V8 Gas		w/70 Amp (Carb.)	DR	85	12	7134-9N	

ALTERNATORS

ALTERNATORS AND GENERATORS

ENGINE	YEAR	APPLICATION	Mfg	Amp	Volt	PART NO.	OPT. NO.
Chevrolet (Cont'd)							
C80 (Cont'd)							
GM 7.0L (427) V8 Gas	1990	w/85 Amp (TBI)	DR	100-105	12	7960N	
GM 7.4L (454) V8 Gas	2000-99	DR CS144 IR/ EF, 145 Amp	DR	145	12	7684N	
GM 8.1L (496) V8 Gas	2002-01	Delco AD230, 105 Amp	DR	105	12	8490-9N	
GM 8.1L (496) V8 Gas		Delco AD244, 130 Amp	DR	130	12	8492-9N	
CD50							
DD 4-53	1970-67	All Models (Opt.)	DR	63	12	7122N	
DD 4-53		All Models (Std.)	DR	63	12	7122N	
John Deere 5.9L (T.D.D.)	1988-87	27SI / 80 Amp	DR	80	12	7138N	7850N
CD60							
DD 4-53	1970-67	All Models (Opt.)	DR	63	12	7122N	
DD 4-53		All Models (Std.)	DR	63	12	7122N	
DD 6V-53	1976	Std. Unit	DR	63	12	7127-9N	7294-9N
John Deere 5.9L (T.D.D.)	1988-87	27SI / 80 Amp	DR	80	12	7138N	7850N
CE40							
GM 3.8L (230) L6 Gas	1970-63	w/Opt. 42 Amp	DR	63	12	7122N	
GM 3.8L (230) L6 Gas		w/Opt. 61 Amp	DR	63	12	7122N	
GM 3.8L (230) L6 Gas		w/Std. 37 Amp	DR	63	12	7122N	
GM 4.1L (250) L6 Gas	1972-71	Opt. Unit	DR	63	12	7122N	
GM 4.1L (250) L6 Gas		Std. Unit	DR	63	12	7122N	
GM 4.1L (250) L6 Gas	1970-67	w/Opt. 42 Amp	DR	63	12	7122N	
GM 4.1L (250) L6 Gas		w/Opt. 61 Amp	DR	63	12	7122N	
GM 4.1L (250) L6 Gas		w/Std. 37 Amp	DR	63	12	7122N	
GM 4.6L (283) V8 Gas	1967-63	All Models (Opt.)	DR	63	12	7122N	
GM 4.6L (283) V8 Gas		All Models (Std.)	DR	63	12	7122N	
GM 5.0L (307) V8 Gas	1970-68	w/Opt. 42 Amp	DR	63	12	7122N	
GM 5.0L (307) V8 Gas		w/Opt. 61 Amp	DR	63	12	7122N	
GM 5.0L (307) V8 Gas		w/Std. 37 Amp	DR	63	12	7122N	
GM 5.4L (327) V8 Gas	1968-63	All Models (Opt.)	DR	63	12	7122N	
GM 5.4L (327) V8 Gas		All Models (Std.)	DR	63	12	7122N	
GM 5.7L (350) V8 Gas	1972-71	Opt. Unit	DR	63	12	7122N	
GM 5.7L (350) V8 Gas		Std. Unit	DR	63	12	7122N	
GM 5.7L (350) V8 Gas	1970-69	w/Opt. 42 Amp	DR	63	12	7122N	
GM 5.7L (350) V8 Gas		w/Opt. 61 Amp	DR	63	12	7122N	
GM 5.7L (350) V8 Gas		w/Std. 37 Amp	DR	63	12	7122N	
GM 6.0L (366) V8 Gas	1972-71	Opt. Unit	DR	63	12	7122N	
GM 6.0L (366) V8 Gas		Std. Unit	DR	63	12	7122N	
CE50							
GM 3.8L (230) L6 Gas	1969-63	w/Opt. 42 Amp	DR	63	12	7122N	
GM 3.8L (230) L6 Gas		w/Opt. 61 Amp	DR	63	12	7122N	
GM 3.8L (230) L6 Gas		w/Std. 37 Amp	DR	63	12	7122N	
GM 4.1L (250) L6 Gas	1978-73	Opt. 80 Amp	DR	100	12	7157MN	
GM 4.1L (250) L6 Gas		Std. Ext. Reg.	DR	63	12	7122N	
GM 4.1L (250) L6 Gas		w/42 Amp Int. Reg.	DR	63	12	7127-9N	7294-9N
GM 4.1L (250) L6 Gas		w/61,63 Amp Int.Reg.	DR	63	12	7127-9N	7294-9N
GM 4.1L (250) L6 Gas	1970-67	w/Opt. 42 Amp	DR	63	12	7122N	
GM 4.1L (250) L6 Gas		w/Opt. 61 Amp	DR	63	12	7122N	
GM 4.1L (250) L6 Gas		w/Std. 37 Amp	DR	63	12	7122N	
GM 4.6L (283) V8 Gas	1967-63	All Models (Opt.)	DR	63	12	7122N	
GM 4.6L (283) V8 Gas		All Models (Std.)	DR	63	12	7122N	
GM 5.0L (307) V8 Gas	1970-68	w/Opt. 42 Amp	DR	63	12	7122N	
GM 5.0L (307) V8 Gas		w/Opt. 61 Amp	DR	63	12	7122N	
GM 5.0L (307) V8 Gas		w/Std. 37 Amp	DR	63	12	7122N	
GM 5.4L (327) V8 Gas	1968-63	All Models (Opt.)	DR	63	12	7122N	
GM 5.4L (327) V8 Gas		All Models (Std.)	DR	63	12	7122N	
GM 5.7L (350) V8 Gas	1978-76	w/80 Amp	DR	100	12	7157MN	
GM 5.7L (350) V8 Gas	1978-73	w/42 Amp Int. Reg.	DR	63	12	7127-9N	7294-9N
GM 5.7L (350) V8 Gas		w/61,63 Amp Int.Reg.	DR	63	12	7127-9N	7294-9N
GM 5.7L (350) V8 Gas	1975-73	Opt. Unit	DR	100	12	7157MN	
GM 5.7L (350) V8 Gas		Std. Int. Reg.	DR	63	12	7122N	
GM 5.7L (350) V8 Gas	1972-71	Opt. Unit	DR	63	12	7122N	
GM 5.7L (350) V8 Gas		Std. Unit	DR	63	12	7122N	
GM 5.7L (350) V8 Gas	1970-69	w/Opt. 42 Amp	DR	63	12	7122N	
GM 5.7L (350) V8 Gas		w/Opt. 61 Amp	DR	63	12	7122N	
GM 5.7L (350) V8 Gas		w/Std. 37 Amp	DR	63	12	7122N	

ALTERNATORS AND GENERATORS

ENGINE	YEAR	APPLICATION	Mfg	Amp	Volt	PART NO.	OPT. NO.
Chevrolet (Cont'd)							
CE50 (Cont'd)							
GM 6.0L (366) V8 Gas	1978-73	w/80 Amp	DR	100	12	7157MN	
GM 6.0L (366) V8 Gas	1978-69	w/42 Amp Int. Reg.	DR	63	12	7127-9N	7294-9N
GM 6.0L (366) V8 Gas		w/61,63 Amp Int.Reg.	DR	63	12	7127-9N	7294-9N
GM 6.0L (366) V8 Gas	1975-73	w/37 Amp (Ext. Reg.)	DR	63	12	7122N	
GM 6.0L (366) V8 Gas	1972-71	Opt. Unit	DR	63	12	7122N	
GM 6.0L (366) V8 Gas		Std. Unit	DR	63	12	7122N	
GM 6.0L (366) V8 Gas	1970-69	w/42 Amp Ext. Reg.	DR	63	12	7122N	
GM 6.0L (366) V8 Gas	1968-66	w/42 Amp Ext. Reg.	DR	63	12	7122N	
GM 6.0L (366) V8 Gas		w/61 Amp Ext. Reg.	DR	63	12	7122N	
CE60							
GM 4.6L (283) V8 Gas	1967-63	All Models (Opt.)	DR	63	12	7122N	
GM 4.6L (283) V8 Gas		All Models (Std.)	DR	63	12	7122N	
GM 5.0L (307) V8 Gas	1970-68	w/Opt. 42 Amp	DR	63	12	7122N	
GM 5.0L (307) V8 Gas		w/Opt. 61 Amp	DR	63	12	7122N	
GM 5.0L (307) V8 Gas		w/Std. 37 Amp	DR	63	12	7122N	
GM 5.4L (327) V8 Gas	1968-63	All Models (Opt.)	DR	63	12	7122N	
GM 5.4L (327) V8 Gas		All Models (Std.)	DR	63	12	7122N	
GM 5.7L (350) V8 Gas	1978-76	w/80 Amp	DR	100	12	7157MN	
GM 5.7L (350) V8 Gas	1978-73	w/42 Amp Int. Reg.	DR	63	12	7127-9N	7294-9N
GM 5.7L (350) V8 Gas		w/61,63 Amp Int.Reg.	DR	63	12	7127-9N	7294-9N
GM 5.7L (350) V8 Gas	1975-73	Opt. Unit	DR	100	12	7157MN	
GM 5.7L (350) V8 Gas		Std. Ext. Reg.	DR	63	12	7122N	
GM 5.7L (350) V8 Gas	1972-71	Opt. Unit	DR	63	12	7122N	
GM 5.7L (350) V8 Gas		Std. Unit	DR	63	12	7122N	
GM 5.7L (350) V8 Gas	1970-69	w/Opt. 42 Amp	DR	63	12	7122N	
GM 5.7L (350) V8 Gas		w/Opt. 61 Amp	DR	63	12	7122N	
GM 5.7L (350) V8 Gas		w/Std. 37 Amp	DR	63	12	7122N	
GM 6.0L (366) V8 Gas	1978-73	w/80 Amp	DR	100	12	7157MN	
GM 6.0L (366) V8 Gas	1978-69	w/42 Amp Int. Reg.	DR	63	12	7127-9N	7294-9N
GM 6.0L (366) V8 Gas		w/61,63 Amp Int.Reg.	DR	63	12	7127-9N	7294-9N
GM 6.0L (366) V8 Gas	1975-73	w/37 Amp (Ext. Reg.)	DR	63	12	7122N	
GM 6.0L (366) V8 Gas	1970-69	w/42 Amp Ext. Reg.	DR	63	12	7122N	
GM 6.0L (366) V8 Gas	1968-66	w/42 Amp Ext. Reg.	DR	63	12	7122N	
GM 6.0L (366) V8 Gas		w/61 Amp Ext. Reg.	DR	63	12	7122N	
GM 7.0L (427) V8 Gas	1978-73	w/80 Amp	DR	100	12	7157MN	
GM 7.0L (427) V8 Gas	1978-69	w/42 Amp Int. Reg.	DR	63	12	7127-9N	7294-9N
GM 7.0L (427) V8 Gas		w/61,63 Amp Int.Reg.	DR	63	12	7127-9N	7294-9N
GM 7.0L (427) V8 Gas	1975-73	w/37 Amp (Ext. Reg.)	DR	63	12	7122N	
GM 7.0L (427) V8 Gas	1970-69	w/42 Amp Ext. Reg.	DR	63	12	7122N	
GM 7.0L (427) V8 Gas	1968-66	w/42 Amp Ext. Reg.	DR	63	12	7122N	
GM 7.0L (427) V8 Gas		w/61 Amp Ext. Reg.	DR	63	12	7122N	
GM 7.4L (454) V8 Gas	1978-73	w/42 Amp Int. Reg.	DR	63	12	7127-9N	7294-9N
GM 7.4L (454) V8 Gas		w/61,63 Amp Int.Reg.	DR	63	12	7127-9N	7294-9N
GM 7.4L (454) V8 Gas		w/80 Amp	DR	100	12	7157MN	
GM 7.4L (454) V8 Gas	1975-73	w/37 Amp (Ext. Reg.)	DR	63	12	7122N	
CG50							
GMC Toro-Flo D-478	1969-67	All Models (Opt.)	DR	63	12	7122N	
GMC Toro-Flo D-478		All Models (Std.)	DR	63	12	7122N	
CG60							
GMC Toro-Flo D-478	1975-73	Opt. Unit	DR	100	12	7157MN	
GMC Toro-Flo D-478	1972-71	All	DR	63	12	7122N	
GMC Toro-Flo D-478	1970-67	Opt. Unit	DR	63	12	7122N	
GMC Toro-Flo D-478		Std. Unit	DR	63	12	7122N	
CM60							
GM 5.0L (305) V6 Gas	1974-73	Opt. Unit	DR	63	12	7127-9N	7294-9N
GM 5.0L (305) V6 Gas		Opt. Unit	DR	100	12	7157MN	
GM 5.0L (305) V6 Gas		w/42 Amp Int. Reg.	DR	63	12	7127-9N	7294-9N
GM 5.0L (305) V6 Gas	1972-70	Opt. Unit	DR	63	12	7122N	
GM 5.0L (305) V6 Gas		Std. Unit	DR	63	12	7122N	
GM 5.8L (351) V6 Gas	1972-71	Opt. Unit	DR	63	12	7122N	
GM 5.8L (351) V6 Gas		Std. Unit	DR	63	12	7122N	
GM 6.2L (379) V6 Gas	1974-73	Opt. Unit	DR	63	12	7127-9N	7294-9N
GM 6.2L (379) V6 Gas		Opt. Unit	DR	100	12	7157MN	
GM 6.2L (379) V6 Gas		w/42 Amp Int. Reg.	DR	63	12	7127-9N	7294-9N

ALTERNATORS

ALTERNATORS AND GENERATORS

ENGINE	YEAR	APPLICATION	Mfg	Amp	Volt	PART NO.	OPT. NO.
Chevrolet (Cont'd)							
CM60 (Cont'd)							
GM 7.1L (432) V6 Gas	1974-73	Opt. Unit	DR	63	12	7127-9N	7294-9N
GM 7.1L (432) V6 Gas		Opt. Unit	DR	100	12	7157MN	
GM 7.1L (432) V6 Gas		w/42 Amp Int. Reg.	DR	63	12	7127-9N	7294-9N
CS40							
GM 4.1L (250) L6 Gas	1972-71	Opt. Unit	DR	63	12	7122N	
GM 4.1L (250) L6 Gas		Std. Unit	DR	63	12	7122N	
GM 4.8L (292) L6 Gas		Opt. Unit	DR	63	12	7122N	
GM 4.8L (292) L6 Gas		Std. Unit	DR	63	12	7122N	
CS50							
GM 4.8L (292) L6 Gas	1980-76	w/63 Amp	DR	63	12	7127-9N	7294-9N
GM 4.8L (292) L6 Gas	1980-73	w/42 Amp Int. Reg.	DR	63	12	7127-9N	7294-9N
GM 4.8L (292) L6 Gas	1979-76	w/80 Amp	DR	100	12	7157MN	
GM 4.8L (292) L6 Gas	1975-73	Opt. (Int. Reg.)	DR	63	12	7127-9N	7294-9N
GM 4.8L (292) L6 Gas		Opt. Unit	DR	100	12	7157MN	
GM 4.8L (292) L6 Gas		Std. Int. Reg.	DR	63	12	7122N	
GM 4.8L (292) L6 Gas	1972-71	Opt. Unit	DR	63	12	7122N	
GM 4.8L (292) L6 Gas		Std. Unit	DR	63	12	7122N	
GM 4.8L (292) L6 Gas	1970-63	w/Opt. 42 Amp	DR	63	12	7122N	
GM 4.8L (292) L6 Gas		w/Opt. 61 Amp	DR	63	12	7122N	
GM 4.8L (292) L6 Gas		w/Std. 37 Amp	DR	63	12	7122N	
GM 4.8L (292) L6 Gas	1980	w/70 Amp	DR	85	12	7134-9N	
CS60							
GM 4.8L (292) L6 Gas	1980-76	w/63 Amp	DR	63	12	7127-9N	7294-9N
GM 4.8L (292) L6 Gas	1980-73	w/42 Amp Int. Reg.	DR	63	12	7127-9N	7294-9N
GM 4.8L (292) L6 Gas	1979-76	w/80 Amp	DR	100	12	7157MN	
GM 4.8L (292) L6 Gas	1975-73	Opt. (Int. Reg.)	DR	63	12	7127-9N	7294-9N
GM 4.8L (292) L6 Gas		Opt. Unit	DR	100	12	7157MN	
GM 4.8L (292) L6 Gas		Std. Int. Reg.	DR	63	12	7122N	
GM 4.8L (292) L6 Gas	1972-71	Opt. Unit	DR	63	12	7122N	
GM 4.8L (292) L6 Gas		Std. Unit	DR	63	12	7122N	
GM 4.8L (292) L6 Gas	1970-63	w/Opt. 42 Amp	DR	63	12	7122N	
GM 4.8L (292) L6 Gas		w/Opt. 61 Amp	DR	63	12	7122N	
GM 4.8L (292) L6 Gas		w/Std. 37 Amp	DR	63	12	7122N	
GM 4.8L (292) L6 Gas	1980	w/70 Amp	DR	85	12	7134-9N	
D9K Titan							
Caterpillar 3406	1988-79	Std. Unit	DR	75	12	7255N	8066N
Caterpillar 3406	1986-82	Opt. Delco 30SI / 90 Amp	DR	90	12	7262N	
Cummins KT, KTA-450	1979	Std. Delco 30SI, w/Trans.	DR	90	12	7256N	
Cummins NTC Eng.	1989-79	Opt. Delco 30SI / 90 Amp	DR	90	12	7262N	
Cummins NTC Eng.		Std. Unit	DR	75	12	7255N	8066N
Cummins NTC-250	1979	Std. Unit	DR	75	12	7255N	8066N
Cummins NTC-290	1983-79	Std. Unit	DR	75	12	7255N	8066N
Cummins NTC-350	1989-79	Std. Unit	DR	75	12	7255N	8066N
Cummins NTC-350	1982-81	Opt. Delco 30SI, w/Trans.	DR	90	12	7256N	
Cummins NTC-400	1983-79	Optional	DR	80	12	7138N	7850N
Cummins NTC-400		Std. Unit	DR	75	12	7255N	8066N
Cummins NTC-400	1981	Opt. Delco 30SI, w/Trans.	DR	90	12	7256N	
DD 6V-71 (N, NE, T)	1983-82	Opt. Delco 30SI / 90 Amp	DR	90	12	7262N	
DD 6V-71 (N, NE, T)	1983-79	Std. Unit	DR	75	12	7255N	8066N
DD 6V-71 (N, NE, T)	1982-79	Optional	DR	80	12	7138N	7850N
DD 6V-92 (T, TA, TTA)	1988-80	Opt. Delco 30SI / 90 Amp	DR	90	12	7262N	
DD 6V-92 (T, TA, TTA)	1988-79	Std. Unit	DR	75	12	7255N	8066N
DD 6V-92 (T, TA, TTA)	1982-81	Opt. Delco 30SI, w/Trans.	DR	90	12	7256N	
DD 8V-71 (N, NE, T)	1988-83	Opt. Delco 30SI / 90 Amp	DR	90	12	7262N	
DD 8V-71 (N, NE, T)	1988-79	Std. Unit	DR	75	12	7255N	8066N
DD 8V-92 (T)	1988-83	Opt. Delco 30SI / 90 Amp	DR	90	12	7262N	
DD 8V-92 (T)	1988-82	Std. Unit	DR	75	12	7255N	8066N
DD 8V-92 (T)	1982-79	Std. Delco 30SI, w/Trans.	DR	90	12	7256N	
D9L Titan							
Caterpillar 3406	1988-82	Opt. Delco 30SI / 90 Amp	DR	90	12	7262N	
Caterpillar 3406	1988-79	Std. Unit	DR	75	12	7255N	8066N
Cummins KT, KTA-450	1979	Std. Delco 30SI, w/Trans.	DR	90	12	7256N	
Cummins NTC Eng.	1989-79	Opt. Delco 30SI / 90 Amp	DR	90	12	7262N	

ALTERNATORS AND GENERATORS

ENGINE	YEAR	APPLICATION	Mfg	Amp	Volt	PART NO.	OPT. NO.
Chevrolet (Cont'd)							
D9L Titan (Cont'd)							
Cummins NTC Eng.	1989-79	Std. Unit	DR	75	12	7255N	8066N
Cummins NTC-250	1979	Std. Unit	DR	75	12	7255N	8066N
Cummins NTC-290	1983-79	Std. Unit	DR	75	12	7255N	8066N
Cummins NTC-350	1989-79	Std. Unit	DR	75	12	7255N	8066N
Cummins NTC-350	1982-81	Opt.Delco 30SI, w/Trans.	DR	90	12	7256N	
Cummins NTC-400	1983-79	Optional	DR	80	12	7138N	7850N
Cummins NTC-400		Std. Unit	DR	75	12	7255N	8066N
Cummins NTC-400	1981	Opt.Delco 30SI, w/Trans.	DR	90	12	7256N	
DD 6V-71 (N, NE, T)	1983-82	Opt. Delco 30SI / 90 Amp	DR	90	12	7262N	
DD 6V-71 (N, NE, T)	1983-79	Std. Unit	DR	75	12	7255N	8066N
DD 6V-71 (N, NE, T)	1982-79	Optional	DR	80	12	7138N	7850N
DD 6V-92 (T, TA, TTA)	1988-80	Opt. Delco 30SI / 90 Amp	DR	90	12	7262N	
DD 6V-92 (T, TA, TTA)	1988-79	Std. Unit	DR	75	12	7255N	8066N
DD 6V-92 (T, TA, TTA)	1982-81	Opt.Delco 30SI, w/Trans.	DR	90	12	7256N	
DD 8V-71 (N, NE, T)	1988-83	Opt. Delco 30SI / 90 Amp	DR	90	12	7262N	
DD 8V-71 (N, NE, T)	1988-79	Std. Unit	DR	75	12	7255N	8066N
DD 8V-92 (T)	1988-83	Opt. Delco 30SI / 90 Amp	DR	90	12	7262N	
DD 8V-92 (T)	1988-82	Std. Unit	DR	75	12	7255N	8066N
DD 8V-92 (T)	1982-79	Std. Delco 30SI, w/Trans.	DR	90	12	7256N	
D9M							
Cummins NTC-290	1983-79	Opt. Delco 30SI / 90 Amp	DR	90	12	7262N	
Cummins NTC-290		Std. Unit	DR	75	12	7255N	8066N
Cummins NTC-350	1989-79	Opt. Delco 30SI / 90 Amp	DR	90	12	7262N	
Cummins NTC-350		Std. Unit	DR	75	12	7255N	8066N
DD 8V-71 (N, NE, T)	1988-83	Opt. Delco 30SI / 90 Amp	DR	90	12	7262N	
DD 8V-71 (N, NE, T)	1988-79	Std. Unit	DR	75	12	7255N	8066N
DB90							
Cummins V8-903	1974-72	Std. Unit	DR	75	12	7255N	8066N
Cummins VT-350	1978-75	Std. Unit	DR	75	12	7255N	8066N
DC90 Titan							
Cummins NHCT-270	1972-69	Std. Unit	DR	75	12	7255N	8066N
Cummins NTC Eng.	1978-71	Std. Unit	DR	75	12	7255N	8066N
Cummins NTC-290	1976-73	Std. Unit	DR	75	12	7255N	8066N
Cummins NTC-335	1974-69	Std. Unit	DR	75	12	7255N	8066N
DH90							
DD 8V-71 (N, NE, T)	1978-71	Std. Unit	DR	75	12	7255N	8066N
DD 8V-71 (N, NE, T)	1970-69	Opt. Unit	DR	75	12	7255N	8066N
DI90							
DD 6V-71 (N, NE, T)	1978-71	Std. Unit	DR	75	12	7255N	8066N
DJ90 Titan							
DD 6V-92 (T, TA, TTA)	1978-74	Std. Unit	DR	75	12	7255N	8066N
DK90							
DD 8V-92 (T)	1978-77	Std. Delco 30SI, w/Trans.	DR	90	12	7256N	
DD 8V-92 (T)	1976-75	Std. Unit	DR	75	12	7255N	8066N
DL90							
Cummins KT, KTA-450	1978-76	Opt.Delco 30SI, w/Trans.	DR	90	12	7256N	
Cummins KT, KTA-450		Std. Unit	DR	75	12	7255N	8066N
DN90							
Cummins NH-230	1974-71	Std. Unit	DR	75	12	7255N	8066N
Cummins NHC-250		Std. Unit	DR	75	12	7255N	8066N
DP90							
DD 12V-71	1978-71	Std. Unit	DR	75	12	7255N	8066N
Express 2500							
V6 4.3L 262cid	2004-03	Delco AD244, 130-145 Amp	DR	130-145	12	8292N	8292N-253A
V6 4.3L 262cid		Std. 105 Amp	DR	105	12	8247N	
V6 4.3L 262cid	2002-01	145 Amp (DR44G) upgrade version	DR	145	12	8292N-DR	8292N-253A
V6 4.3L 262cid		253 Amp Aftermarket upgrade	DR	253	12	8292N-253A	
V6 4.3L 262cid		Opt. 130 Amp	DR	130-145	12	8292N	8292N-253A
V6 4.3L 262cid		Std. 105 Amp	DR	105	12	8247N	
V6 4.3L 262cid	2000-98	DR CS144, IR/ EF, 124 Amp, Std.	DR	140	12	8219N	

ALTERNATORS

ALTERNATORS AND GENERATORS

ENGINE	YEAR	APPLICATION	Mfg	Amp	Volt	PART NO.	OPT. NO.
Chevrolet (Cont'd)							
Express 2500 (Cont'd)							
V6 4.3L 262cid	2000-98	DR CS144, IR/EF, Opt., 140 Amp	DR	140	12	8219N	
V6 4.3L 262cid	2000-97	Internal Fan, Std. 100 Amp	DR	105	12	8206N	
V6 4.3L 262cid	2005	Bosch, 105 Amp	BO	110	12	11076N	8292N-DR
V6 4.3L 262cid		Delco AD244, 145 Amp	DR	130-145	12	8292N	8292N-253A
V6 4.3L 262cid	1997	DR CS144, IR/ EF, 124 Amp	DR	140	12	8219N	
V6 4.3L 262cid	1996	DR CS144, IR/ EF, 124 Amp	DR	140	12	8219N	
V6 4.3L 262cid		Internal Fan, Std. 100 Amp	DR	105	12	8206N	
V8 4.8L 294cid	2010-08	Delco, 145 Amp	DR	130-145	12	8292N	8292N-253A
V8 4.8L 294cid	2009-08	Delco DR44G, OE# 15847291	DR	145	12	8292N-DRC	8292N-253A
V8 4.8L 294cid	2007-05	Delco AD244, 145 Amp	DR	130-145	12	8292N	8292N-253A
V8 4.8L 294cid	2004-03	Delco AD244, 130-145 Amp	DR	130-145	12	8292N	8292N-253A
V8 4.8L 294cid		Std. 105 Amp	DR	105	12	8247N	
V8 4.8L 294cid	2011	Delco, 145 Amp, DR44G Opt.	DR	130-145	12	8292N	8292N-253A
V8 4.8L 294cid		Delco, 145 Amp, DR44G Std.	DR	145	12	8292N-DRC	8292N-253A
V8 4.8L 294cid	2007	Bosch, 100 Amp	BO	110	12	11076N	8292N-DR
V8 4.8L 294cid	2006	Bosch, 100 Amp	BO	110	12	11076N	8292N-DR
V8 4.8L 294cid	2005	Bosch, 105 Amp	BO	110	12	11076N	8292N-DR
V8 5.0L 305cid	2002-01	145 Amp (DR44G) upgrade version	DR	145	12	8292N-DR	8292N-253A
V8 5.0L 305cid		253 Amp Aftermarket upgrade	DR	253	12	8292N-253A	
V8 5.0L 305cid		Opt. 130 Amp	DR	130-145	12	8292N	8292N-253A
V8 5.0L 305cid		Std. 105 Amp	DR	105	12	8247N	
V8 5.0L 305cid	2000-98	DR CS144, IR/ EF, 124 Amp, Std.	DR	140	12	8219N	
V8 5.0L 305cid		DR CS144, IR/EF, Opt., 140 Amp	DR	140	12	8219N	
V8 5.0L 305cid	2000-97	Internal Fan, Std. 100 Amp	DR	105	12	8206N	
V8 5.0L 305cid	1997	DR CS144, IR/ EF, 124 Amp	DR	140	12	8219N	
V8 5.0L 305cid	1996	DR CS144, IR/ EF, 124 Amp	DR	140	12	8219N	
V8 5.0L 305cid		Internal Fan, Std. 100 Amp	DR	105	12	8206N	
V8 5.3L 323cid	2004-03	Delco AD244, 130-145 Amp	DR	130-145	12	8292N	8292N-253A
V8 5.3L 323cid		Std. 105 Amp	DR	105	12	8247N	
V8 5.3L 323cid	2005	Bosch, 105 Amp	BO	110	12	11076N	8292N-DR
V8 5.3L 323cid		Delco AD244, 145 Amp	DR	130-145	12	8292N	8292N-253A
V8 5.7L 350cid	2002-01	145 Amp (DR44G) upgrade version	DR	145	12	8292N-DR	8292N-253A
V8 5.7L 350cid		253 Amp Aftermarket upgrade	DR	253	12	8292N-253A	
V8 5.7L 350cid		Opt. 130 Amp	DR	130-145	12	8292N	8292N-253A
V8 5.7L 350cid		Std. 105 Amp	DR	105	12	8247N	
V8 5.7L 350cid	2000-98	DR CS144, IR/ EF, 124 Amp, Std.	DR	140	12	8219N	
V8 5.7L 350cid		DR CS144, IR/EF, Opt., 140 Amp	DR	140	12	8219N	
V8 5.7L 350cid	2000-97	Internal Fan, Std. 100 Amp	DR	105	12	8206N	
V8 5.7L 350cid	1999-96	DR CS144, IR/ EF, 124 Amp	DR	140	12	8219N	
V8 5.7L 350cid	1997	DR CS144, IR/ EF, 124 Amp	DR	140	12	8219N	
V8 5.7L 350cid	1996	Internal Fan, Std. 100 Amp	DR	105	12	8206N	
V8 6.0L 5967cc 364cid	2010-08	Delco, 145 Amp	DR	130-145	12	8292N	8292N-253A
V8 6.0L 5967cc 364cid	2009-08	Delco DR44G, OE# 15847291	DR	145	12	8292N-DRC	8292N-253A
V8 6.0L 5967cc 364cid	2007-06	Bosch, 100 Amp	BO	110	12	11076N	8292N-DR
V8 6.0L 5967cc 364cid	2007-05	Delco AD244, 145 Amp	DR	130-145	12	8292N	8292N-253A
V8 6.0L 5967cc 364cid	2004-03	Delco AD244, 130-145 Amp	DR	130-145	12	8292N	8292N-253A
V8 6.0L 5967cc 364cid		Std. 105 Amp	DR	105	12	8247N	
V8 6.0L 5967cc 364cid	2011	VIN G, Delco, 145 Amp	DR	145	12	8292N-DRC	8292N-253A
V8 6.0L 5967cc 364cid	2005	Bosch, 105 Amp	BO	110	12	11076N	8292N-DR
V8 6.5L 395cid	2002-01	Diesel, 145 Amp (DR44G) upgrade version	DR	145	12	8292N-DR	8292N-253A
V8 6.5L 395cid		Diesel, 253 Amp Aftermarket upgrade	DR	253	12	8292N-253A	
V8 6.5L 395cid		Diesel, Opt. 130 Amp	DR	130-145	12	8292N	8292N-253A
V8 6.5L 395cid		Diesel, Std. 105 Amp	DR	105	12	8247N	
V8 6.5L 395cid	2000-99	Diesel, Internal Fan Alt, Std. 100 Amp, Tapered Collar Pulley	DR	100	12	8227N	8206N
V8 6.5L 395cid	2000-97	Diesel, DR CS144, IR/ EF, 124 Amp	DR	140	12	8219N	
V8 6.5L 395cid	1998-97	Diesel, Internal Fan, Std. 100 Amp	DR	105	12	8206N	
V8 6.5L 395cid	1996	Diesel, Internal Fan, Opt. 105 Amp, Std. Pulley	DR	105	12	8206N	
V8 6.5L 395cid		DR CS144, IR/ EF, 124 Amp	DR	140	12	8219N	
V8 6.6L 400cid	2009-07	Diesel, Delco, 145 Amp	DR	130-145	12	8292N	8292N-253A
V8 6.6L 400cid	2010	145 Amp (DR44G) upgrade version	DR	145	12	8292N-DR	8292N-253A
V8 6.6L 400cid		253 Amp Aftermarket upgrade	DR	253	12	8292N-253A	
V8 6.6L 400cid		AD244 Series 220 Amp upgrade	DR	220	12	8292N-DR220A	8292N-253A
V8 6.6L 400cid		Delco AD244, 145 Amp	DR	130-145	12	8292N	8292N-253A
V8 6.6L 400cid	2006	Diesel, Bosch, 100 Amp	BO	110	12	11076N	8292N-DR
V8 6.6L 400cid		Diesel, Delco AD244, 145 Amp	DR	130-145	12	8292N	8292N-253A

ALTERNATORS AND GENERATORS

ENGINE	YEAR	APPLICATION	Mfg	Amp	Volt	PART NO.	OPT. NO.
Chevrolet (Cont'd)							
Express 3500							
V8 4.8L 294cid	2010-08	Delco, 145 Amp	DR	130-145	12	8292N	8292N-253A
V8 4.8L 294cid	2009-08	Delco DR44G, OE# 15847291	DR	145	12	8292N-DRC	8292N-253A
V8 4.8L 294cid	2007-05	Delco AD244, 145 Amp	DR	130-145	12	8292N	8292N-253A
V8 4.8L 294cid	2011	Delco, 145 Amp DR44G Opt.	DR	130-145	12	8292N	8292N-253A
V8 4.8L 294cid		Delco, 145 Amp DR44G Std.	DR	145	12	8292N-DRC	8292N-253A
V8 4.8L 294cid	2007	Bosch, 100 Amp	BO	110	12	11076N	8292N-DR
V8 4.8L 294cid	2006	Bosch, 100 Amp	BO	110	12	11076N	8292N-DR
V8 4.8L 294cid	2005	Bosch, 105 Amp	BO	110	12	11076N	8292N-DR
V8 5.7L 350cid	2002-01	105 Amp	DR	105	12	8247N	
V8 5.7L 350cid		130 Amp	DR	130-145	12	8292N	8292N-253A
V8 5.7L 350cid		145 Amp (DR44G) upgrade version	DR	145	12	8292N-DR	8292N-253A
V8 5.7L 350cid		253 Amp Aftermarket upgrade	DR	253	12	8292N-253A	
V8 5.7L 350cid		Opt. 130 Amp	DR	130-145	12	8292N	8292N-253A
V8 5.7L 350cid		Std. 105 Amp	DR	105	12	8247N	
V8 5.7L 350cid	2000-98	DR CS144, IR/ EF, 124 Amp, Std.	DR	140	12	8219N	
V8 5.7L 350cid		DR CS144, IR/EF, Opt., 140 Amp	DR	140	12	8219N	
V8 5.7L 350cid	2000-97	Internal Fan, Std. 100 Amp	DR	105	12	8206N	
V8 5.7L 350cid	2000-96	DR CS144, IR/ EF, 124 Amp	DR	140	12	8219N	
V8 5.7L 350cid	1997	DR CS144, IR/ EF, 124 Amp	DR	140	12	8219N	
V8 5.7L 350cid	1996	Internal Fan, Std. 100 Amp	DR	105	12	8206N	
V8 6.0L 5967cc 364cid	2010-08	Delco, 145 Amp	DR	130-145	12	8292N	8292N-253A
V8 6.0L 5967cc 364cid	2009-08	Delco DR44G, OE# 15847291	DR	145	12	8292N-DRC	8292N-253A
V8 6.0L 5967cc 364cid	2007-05	Delco AD244, 145 Amp	DR	130-145	12	8292N	8292N-253A
V8 6.0L 5967cc 364cid	2004-03	Delco AD244, 130-145 Amp	DR	130-145	12	8292N	8292N-253A
V8 6.0L 5967cc 364cid		Std. 105 Amp	DR	105	12	8247N	
V8 6.0L 5967cc 364cid	2011	VIN G, Delco, 145 Amp	DR	130-145	12	8292N	8292N-253A
V8 6.0L 5967cc 364cid	2007	Bosch, 100 Amp	BO	110	12	11076N	8292N-DR
V8 6.0L 5967cc 364cid	2006	Bosch, 100 Amp	BO	110	12	11076N	8292N-DR
V8 6.0L 5967cc 364cid	2005	Bosch, 105 Amp	BO	110	12	11076N	8292N-DR
V8 6.5L 395cid	2002-01	Diesel, 145 Amp (DR44G) upgrade version	DR	145	12	8292N-DR	8292N-253A
V8 6.5L 395cid		Diesel, 253 Amp Aftermarket upgrade	DR	253	12	8292N-253A	
V8 6.5L 395cid		Diesel, Opt. 130 Amp	DR	130-145	12	8292N	8292N-253A
V8 6.5L 395cid		Diesel, Std. 105 Amp	DR	105	12	8247N	
V8 6.5L 395cid	2000-99	Diesel, Internal Fan Alt, Std. 100 Amp, Tapered Collar Pulley	DR	100	12	8227N	8206N
V8 6.5L 395cid	2000-97	Diesel, DR CS144, IR/ EF, 124 Amp	DR	140	12	8219N	
V8 6.5L 395cid	1998-97	Diesel, Internal Fan, Std. 100 Amp	DR	105	12	8206N	
V8 6.5L 395cid	1996	DR CS144, IR/ EF, 124 Amp	DR	140	12	8219N	
V8 6.5L 395cid		Internal Fan, Std. 100 Amp	DR	105	12	8206N	
V8 6.6L 400cid	2009-07	Diesel, Delco, 145 Amp	DR	130-145	12	8292N	8292N-253A
V8 6.6L 400cid	2006	Diesel, Bosch, 100 Amp	BO	110	12	11076N	8292N-DR
V8 6.6L 400cid		Diesel, Delco AD244, 145 Amp	DR	130-145	12	8292N	8292N-253A
V8 7.4L 454cid	2000-98	DR CS144, IR/ EF, 124 Amp, Std.	DR	140	12	8219N	
V8 7.4L 454cid		DR CS144, IR/EF, Opt., 140 Amp	DR	140	12	8219N	
V8 7.4L 454cid	2000-97	Internal Fan, Opt. 105 Amp	DR	105	12	8206N	
V8 7.4L 454cid	1997	DR CS144, IR/ EF, 124 Amp	DR	140	12	8219N	
V8 7.4L 454cid		Internal Fan, Std. 100 Amp	DR	105	12	8206N	
V8 7.4L 454cid		Opt. 105 Amp	DR	100-105	12	8165-3N	
V8 7.4L 454cid		Std. 100 Amp	DR	100-105	12	8165-3N	
V8 7.4L 454cid	1996	DR CS144, IR/ EF, 124 Amp	DR	140	12	8219N	
V8 7.4L 454cid		Internal Fan, Std. 100 Amp	DR	105	12	8206N	
V8 8.1L 496cid	2002-01	145 Amp (DR44G) upgrade version	DR	145	12	8292N-DR	8292N-253A
V8 8.1L 496cid		253 Amp Aftermarket upgrade	DR	253	12	8292N-253A	
V8 8.1L 496cid		Opt. 130 Amp	DR	130-145	12	8292N	8292N-253A
V8 8.1L 496cid		Std. 105 Amp	DR	105	12	8247N	
Express 4500							
V8 6.0L 5967cc 364cid	2010-09	Delco, 145 Amp	DR	130-145	12	8292N	8292N-253A
V8 6.0L 5967cc 364cid	2011	Delco, 145 Amp DR44G Series	DR	130-145	12	8292N	8292N-253A
V8 6.6L 400cid	2009	Diesel, Delco, 145 Amp	DR	130-145	12	8292N	8292N-253A
F6 Series							
Caterpillar 3116	1998-97	DR 21SI, 130 Amp	DR	130	12	7971N	
F7 Series							
Caterpillar 3116	1998-97	DR 21SI, 130 Amp	DR	130	12	7971N	
FB90							
Cummins V8-903	1974-72	Std. Unit	DR	75	12	7255N	8066N

ALTERNATORS

ALTERNATORS AND GENERATORS

ENGINE	YEAR	APPLICATION	Mfg	Amp	Volt	PART NO.	OPT. NO.
Chevrolet (Cont'd)							
FC90 Titan							
Cummins NHCT-270	1972-69	Std. Unit	DR	75	12	7255N	8066N
Cummins NTC Eng.	1978-71	Std. Unit	DR	75	12	7255N	8066N
Cummins NTC-290	1976-73	Std. Unit	DR	75	12	7255N	8066N
Cummins NTC-335	1974-69	Std. Unit	DR	75	12	7255N	8066N
FH90							
DD 8V-71 (N, NE, T)	1978-71	Std. Unit	DR	75	12	7255N	8066N
DD 8V-71 (N, NE, T)	1970-69	Opt. Unit	DR	75	12	7255N	8066N
FI90							
DD 6V-71 (N, NE, T)	1978-71	Std. Unit	DR	75	12	7255N	8066N
FJ90 Titan							
DD 6V-92 (T, TA, TTA)	1978-74	Std. Unit	DR	75	12	7255N	8066N
FK90							
DD 8V-92 (T)	1976-75	Std. Unit	DR	75	12	7255N	8066N
FN90							
Cummins NH-230	1974-71	Std. Unit	DR	75	12	7255N	8066N
Cummins NHC-250		Std. Unit	DR	75	12	7255N	8066N
G20							
L6 4.1L 250cid	1984-83	Std. w/AC	DR	94	12	7294-9N	
L6 4.1L 250cid		Std. w/o AC	DR	63	12	7127-9N	7294-9N
L6 4.1L 250cid	1982-75	w/AC	DR	63	12	7127-9N	7294-9N
L6 4.1L 250cid		w/o AC	DR	63	12	7127-9N	7294-9N
L6 4.1L 250cid	1984	Opt. HD, 108 Amp, 12:00 Plug Position	DR	120	12	7287-12N	
L6 4.8L 292cid	1980-77	w/AC	DR	63	12	7127-9N	7294-9N
L6 4.8L 292cid	1980-76	w/o AC	DR	63	12	7127-9N	7294-9N
L6 4.8L 292cid	1976	Opt. w/o AC	DR	63	12	7127-9N	7294-9N
L6 4.8L 292cid		w/AC	DR	63	12	7127-9N	7294-9N
L6 4.8L 292cid	1975	w/AC	DR	63	12	7127-9N	7294-9N
L6 4.8L 292cid		w/o AC	DR	63	12	7127-9N	7294-9N
V6 4.3L 262cid	1995-93	Opt. 105 Amp	DR	100-105	12	8165-3N	
V6 4.3L 262cid		Std. 100 Amp	DR	100-105	12	8165-3N	
V6 4.3L 262cid	1990-88	100 Amp, 6-Groove Pulley	DR	100-105	12	7861-11N-6G	
V6 4.3L 262cid		85 Amp, 4-Groove Pulley	DR	100-105	12	7861-11N-4G	
V6 4.3L 262cid	1991	Opt. w/AC, 105 Amp, 6-Groove Pulley	DR	100-105	12	7861-11N-6G	
V6 4.3L 262cid		Opt. w/o AC, 105 Amp, 4-Groove Pulley	DR	100-105	12	7861-11N-4G	
V6 4.3L 262cid		Std. w/AC, 100 Amp, 6-Groove Pulley	DR	100-105	12	7861-11N-6G	
V6 4.3L 262cid		Std. w/o AC, 85 Amp, 4-Groove Pulley	DR	100-105	12	7861-11N-4G	
V6 4.3L 262cid	1987	Opt. Service Unit, DR 12SI, CW, 94 Amp, Self Excite 1 Wire Aftermarket Design	DR	94	12	7294-SEN	
V6 4.3L 262cid		w/2-Pin Alt Plug, Opt. 94 Amp	DR	94	12	7294-12N	
V6 4.3L 262cid		w/2-Pin Alt Plug, Std. 66 Amp	DR	94	12	7294-12N	
V6 4.3L 262cid		w/4-Pin Alt Plug, 100 Amp, 6-Groove Pulley	DR	100-105	12	7861-11N-6G	
V6 4.3L 262cid		w/4-Pin Alt Plug, 85 Amp, 4-Groove Pulley	DR	100-105	12	7861-11N-4G	
V6 4.3L 262cid	1986	Std. w/AC	DR	94	12	7294-12N	
V6 4.3L 262cid		Std. w/o AC	DR	63	12	7127-12N	7294-12N
V6 4.3L 262cid	1985	Opt. Service Unit, DR 10SI, CW, 63 Amp, Self Excite 1 Wire Aftermarket Design	DR	63	12	7127-SEN	
V6 4.3L 262cid		Std. w/AC	DR	94	12	7294-12N	
V6 4.3L 262cid		Std. w/o AC	DR	63	12	7127-12N	7294-12N
V8 5.0L 305cid	1995-93	Opt. 105 Amp	DR	100-105	12	8165-3N	
V8 5.0L 305cid		Std. 100 Amp	DR	100-105	12	8165-3N	
V8 5.0L 305cid	1991-88	Std. w/AC, 6-Groove Pulley	DR	100-105	12	7861-11N-6G	
V8 5.0L 305cid		Std. w/o AC, 4-Groove Pulley	DR	100-105	12	7861-11N-4G	
V8 5.0L 305cid	1987-83	Opt. Service Unit, DR 12SI, CW, 94 Amp, Self Excite 1 Wire Aftermarket Design	DR	94	12	7294-SEN	
V8 5.0L 305cid	1986-77	Opt. Service Unit, DR 10SI, CW, 63 Amp, Self Excite 1 Wire Aftermarket Design	DR	63	12	7127-SEN	
V8 5.0L 305cid	1985-83	Std. w/AC	DR	94	12	7294-3N	
V8 5.0L 305cid		Std. w/o AC	DR	63	12	7127-3N	7294-3N
V8 5.0L 305cid	1982-77	w/AC	DR	63	12	7127-3N	7294-3N
V8 5.0L 305cid		w/o AC	DR	63	12	7127-3N	7294-3N
V8 5.0L 305cid	1987	w/2-Pin Alt Plug, 78 Amp	DR	94	12	7294-3N	
V8 5.0L 305cid		w/4-Pin Alt Plug, 100 Amp, 6-Groove Pulley	DR	100-105	12	7861-11N-6G	
V8 5.0L 305cid		w/4-Pin Alt Plug, 85 Amp, 4-Groove Pulley	DR	100-105	12	7861-11N-4G	

ALTERNATORS AND GENERATORS

ENGINE	YEAR	APPLICATION	Mfg	Amp	Volt	PART NO.	OPT. NO.
Chevrolet (Cont'd)							
G20 (Cont'd)							
V8 5.0L 305cid	1986	Std. w/AC	DR	94	12	7294-9N	
V8 5.0L 305cid		Std. w/o AC	DR	63	12	7127-3N	7294-3N
V8 5.0L 305cid	1981	VIN F, Opt. Service Unit, DR 10SI, CW, 63 Amp, Self Excite 1 Wire Aftermarket Design	DR	63	12	7127-SEN	
V8 5.0L 305cid		VIN F, w/AC	DR	63	12	7127-3N	7294-3N
V8 5.0L 305cid		VIN F, w/o AC	DR	63	12	7127-9N	7294-9N
V8 5.0L 305cid		VIN G, Opt. Service Unit, DR 10SI, CW, 63 Amp, Self Excite 1 Wire Aftermarket Design	DR	63	12	7127-SEN	
V8 5.0L 305cid		VIN G, w/AC	DR	63	12	7127-3N	7294-3N
V8 5.0L 305cid		VIN G, w/o AC	DR	63	12	7127-3N	7294-3N
V8 5.0L 305cid		VIN H, Opt. Service Unit, DR 10SI, CW, 63 Amp, Self Excite 1 Wire Aftermarket Design	DR	63	12	7127-SEN	
V8 5.0L 305cid		VIN H, w/AC	DR	63	12	7127-3N	7294-3N
V8 5.0L 305cid		VIN H, w/o AC	DR	63	12	7127-9N	7294-9N
V8 5.7L 350cid	1995-94	Opt. 105 Amp	DR	100-105	12	8165-3N	
V8 5.7L 350cid		Std. 100 Amp	DR	100-105	12	8165-3N	
V8 5.7L 350cid	1991-89	Opt. w/AC, 105 Amp, 6-Groove Pulley	DR	100-105	12	7861-11N-6G	
V8 5.7L 350cid		Opt. w/o AC, 105 Amp, 4-Groove Pulley	DR	100-105	12	7861-11N-4G	
V8 5.7L 350cid		Std. w/AC, 100 Amp, 6-Groove Pulley	DR	100-105	12	7861-11N-6G	
V8 5.7L 350cid		Std. w/o AC, 85 Amp, 4-Groove Pulley	DR	100-105	12	7861-11N-4G	
V8 5.7L 350cid	1988-87	4-Groove Pulley, Optional 105 Amp	DR	100-105	12	7861-11N-4G	
V8 5.7L 350cid		4-Groove Pulley, w/4-Pin Alt Plug, 85 Amp	DR	100-105	12	7861-11N-4G	
V8 5.7L 350cid		5-Groove Pulley, w/2-Pin Alt Plug, 78 Amp	DR	94	12	7294-3N	
V8 5.7L 350cid		6-Groove Pulley, Optional 105 Amp	DR	100-105	12	7861-11N-6G	
V8 5.7L 350cid		6-Groove Pulley, w/4-Pin Alt Plug, 100 Amp	DR	100-105	12	7861-11N-6G	
V8 5.7L 350cid	1985-83	Opt. Service Unit, DR 12SI, CW, 94 Amp, Self Excite 1 Wire Aftermarket Design	DR	94	12	7294-SEN	
V8 5.7L 350cid		Std. w/AC	DR	94	12	7294-3N	
V8 5.7L 350cid		Std. w/o AC	DR	63	12	7127-3N	7294-3N
V8 5.7L 350cid	1985-75	Opt. Service Unit, DR 10SI, CW, 63 Amp, Self Excite 1 Wire Aftermarket Design	DR	63	12	7127-SEN	
V8 5.7L 350cid	1982-81	Std. w/AC	DR	63	12	7127-3N	7294-3N
V8 5.7L 350cid		Std. w/o AC	DR	63	12	7127-9N	7294-9N
V8 5.7L 350cid	1979-75	w/AC	DR	63	12	7127-3N	7294-3N
V8 5.7L 350cid		w/o AC	DR	63	12	7127-3N	7294-3N
V8 5.7L 350cid	1993	w/3:00 Alt Plug, Opt. 105 Amp	DR	100-105	12	8165-3N	
V8 5.7L 350cid		w/3:00 Alt Plug, Std. 100 Amp	DR	100-105	12	8165-3N	
V8 5.7L 350cid		w/7:00 Alt Plug, 105 Amp	DR	100-105	12	8165-7N-6G	
V8 5.7L 350cid	1992	Opt HD, w/HD Bearing	DR	100-105	12	8165-3N	
V8 5.7L 350cid	1986	Exc. Ryder, w/AC	DR	94	12	7294-9N	
V8 5.7L 350cid		Exc. Ryder, w/o AC	DR	63	12	7127-3N	7294-3N
V8 5.7L 350cid		Ryder, 100 Amp	DR	100	12	7157MN	
V8 5.7L 350cid	1980	w/Dbt Mtg. Foot (Opt HD)	DR	100	12	7157MN	
V8 5.7L 350cid		w/Sgl Mtg. Foot, w/AC	DR	63	12	7127-3N	7294-3N
V8 5.7L 350cid		w/Sgl Mtg. Foot, w/o AC	DR	63	12	7127-3N	7294-3N
V8 6.2L 379cid	1993-91	Diesel	DR	105	12	7802-11N-1G	
V8 6.2L 379cid	1990-83	Diesel	DR	94	12	7294-12N	
V8 6.5L 395cid	1995-94	Diesel, w/o Rear AC	DR	100-105	12	8165-7N-6G	
V8 6.5L 395cid		Diesel, w/Rear AC	DR	100-105	12	8165-7N-6G	
V8 6.6L 400cid	1980-75	Opt. Service Unit, DR 10SI, CW, 63 Amp, Self Excite 1 Wire Aftermarket Design	DR	63	12	7127-SEN	
V8 6.6L 400cid		w/AC	DR	63	12	7127-3N	7294-3N
V8 6.6L 400cid		w/o AC	DR	63	12	7127-3N	7294-3N
V8 7.4L 454cid	1976	Opt. Service Unit, DR 10SI, CW, 63 Amp, Self Excite 1 Wire Aftermarket Design	DR	63	12	7127-SEN	
V8 7.4L 454cid		w/AC	DR	63	12	7127-3N	7294-3N
V8 7.4L 454cid		w/o AC	DR	63	12	7127-3N	7294-3N
G20 Van							
L6 3.8L 230cid	1969-68	Std. Unit	DR	63	12	7122N	
L6 3.8L 3769cc 230cid	1969-67	Std. Unit	DR	63	12	7122N	
L6 4.1L 250cid	1974-73	w/AC	DR	63	12	7127-9N	7294-9N
L6 4.1L 250cid		w/o AC	DR	63	12	7127-9N	7294-9N
L6 4.1L 250cid	1971-69	Std. Unit	DR	63	12	7122N	
L6 4.1L 250cid	1972	w/AC	DR	63	12	7122N	
L6 4.1L 250cid		w/o AC	DR	63	12	7122N	

ALTERNATORS

ALTERNATORS AND GENERATORS

ENGINE	YEAR	APPLICATION	Mfg	Amp	Volt	PART NO.	OPT. NO.
Chevrolet (Cont'd)							
G20 Van (Cont'd)							
L6 4.1L 250cid	1968	Std. Unit	DR	63	12	7122N	
L6 4.1L 4097cc 250cid	1974-73	w/AC	DR	63	12	7127-9N	7294-9N
L6 4.1L 4097cc 250cid		w/o AC	DR	63	12	7127-9N	7294-9N
L6 4.1L 4097cc 250cid	1971-69	Std. Unit	DR	63	12	7122N	
L6 4.1L 4097cc 250cid	1968-67	Std. Unit	DR	63	12	7122N	
L6 4.1L 4097cc 250cid	1972	w/AC	DR	63	12	7122N	
L6 4.1L 4097cc 250cid		w/o AC	DR	63	12	7122N	
L6 4.1L 4098cc 250cid	1974-73	w/AC	DR	63	12	7127-9N	7294-9N
L6 4.1L 4098cc 250cid		w/o AC	DR	63	12	7127-9N	7294-9N
L6 4.1L 4098cc 250cid	1972	w/AC	DR	63	12	7122N	
L6 4.1L 4098cc 250cid		w/o AC	DR	63	12	7122N	
L6 4.8L 292cid	1974-73	w/AC	DR	63	12	7127-9N	7294-9N
L6 4.8L 292cid		w/o AC	DR	63	12	7127-9N	7294-9N
L6 4.8L 292cid	1971	Std. Unit	DR	63	12	7122N	
L6 4.8L 4786cc 292cid	1974-73	w/AC	DR	63	12	7127-9N	7294-9N
L6 4.8L 4786cc 292cid		w/o AC	DR	63	12	7127-9N	7294-9N
L6 4.8L 4801cc 292cid		w/AC	DR	63	12	7127-9N	7294-9N
L6 4.8L 4801cc 292cid		w/o AC	DR	63	12	7127-9N	7294-9N
L6 4.8L 4801cc 292cid	1972-71	Std. Unit	DR	63	12	7122N	
V8 5.0L 307cid	1970-69	Std. Unit	DR	63	12	7122N	
V8 5.0L 307cid	1968	Std. Unit	DR	63	12	7122N	
V8 5.0L 5031cc 307cid	1971-69	Std. Unit	DR	63	12	7122N	
V8 5.0L 5031cc 307cid	1973	Opt. Service Unit, DR 10SI, CW, 63 Amp, Self Excite 1 Wire Aftermarket Design	DR	63	12	7127-SEN	
V8 5.0L 5031cc 307cid		w/AC	DR	63	12	7127-3N	7294-3N
V8 5.0L 5031cc 307cid		w/o AC	DR	63	12	7127-3N	7294-3N
V8 5.0L 5031cc 307cid	1972	w/AC	DR	63	12	7122N	
V8 5.0L 5031cc 307cid		w/o AC	DR	63	12	7122N	
V8 5.0L 5031cc 307cid	1968	Std. Unit	DR	63	12	7122N	
V8 5.7L 350cid	1974-73	Opt. Service Unit, DR 10SI, CW, 63 Amp, Self Excite 1 Wire Aftermarket Design	DR	63	12	7127-SEN	
V8 5.7L 350cid		w/AC	DR	63	12	7127-3N	7294-3N
V8 5.7L 350cid		w/o AC	DR	63	12	7127-3N	7294-3N
V8 5.7L 350cid	1971-70	Std. Unit	DR	63	12	7122N	
V8 5.7L 350cid	1972	w/AC	DR	63	12	7122N	
V8 5.7L 350cid		w/o AC	DR	63	12	7122N	
V8 5.7L 5736cc 350cid	1974-73	Opt. Service Unit, DR 10SI, CW, 63 Amp, Self Excite 1 Wire Aftermarket Design	DR	63	12	7127-SEN	
V8 5.7L 5736cc 350cid		w/AC	DR	63	12	7127-3N	7294-3N
V8 5.7L 5736cc 350cid		w/o AC	DR	63	12	7127-3N	7294-3N
V8 5.7L 5736cc 350cid	1971-70	Std. Unit	DR	63	12	7122N	
V8 5.7L 5736cc 350cid	1972	w/AC	DR	63	12	7122N	
V8 5.7L 5736cc 350cid		w/o AC	DR	63	12	7122N	
V8 5.7L 5737cc 350cid	1974	Opt. Service Unit, DR 10SI, CW, 63 Amp, Self Excite 1 Wire Aftermarket Design	DR	63	12	7127-SEN	
V8 5.7L 5737cc 350cid		w/AC	DR	63	12	7127-3N	7294-3N
V8 5.7L 5737cc 350cid		w/o AC	DR	63	12	7127-3N	7294-3N
V8 5.7L 5737cc 350cid	1972	w/AC	DR	63	12	7122N	
V8 5.7L 5737cc 350cid		w/o AC	DR	63	12	7122N	
V8 7.4L 454cid	1974	Opt. Service Unit, DR 10SI, CW, 63 Amp, Self Excite 1 Wire Aftermarket Design	DR	63	12	7127-SEN	
V8 7.4L 454cid		w/AC	DR	63	12	7127-3N	7294-3N
V8 7.4L 454cid		w/o AC	DR	63	12	7127-3N	7294-3N
V8 7.4L 7439cc 454cid		Opt. Service Unit, DR 10SI, CW, 63 Amp, Self Excite 1 Wire Aftermarket Design	DR	63	12	7127-SEN	
V8 7.4L 7439cc 454cid		w/AC	DR	63	12	7127-3N	7294-3N
V8 7.4L 7439cc 454cid		w/o AC	DR	63	12	7127-3N	7294-3N
V8 7.4L 7441cc 454cid		Opt. Service Unit, DR 10SI, CW, 63 Amp, Self Excite 1 Wire Aftermarket Design	DR	63	12	7127-SEN	
V8 7.4L 7441cc 454cid		w/AC	DR	63	12	7127-3N	7294-3N
V8 7.4L 7441cc 454cid		w/o AC	DR	63	12	7127-3N	7294-3N
G30							
L6 4.1L 250cid	1984-83	Std. w/AC	DR	94	12	7294-9N	
L6 4.1L 250cid		Std. w/o AC	DR	63	12	7127-9N	7294-9N
L6 4.1L 250cid	1982-76	w/AC	DR	63	12	7127-9N	7294-9N

ALTERNATORS AND GENERATORS

ENGINE	YEAR	APPLICATION	Mfg	Amp	Volt	PART NO.	OPT. NO.
Chevrolet (Cont'd)							
G30 (Cont'd)							
L6 4.1L 250cid	1982-76	w/o AC	DR	63	12	7127-9N	7294-9N
L6 4.1L 250cid	1984	Opt. HD, 108 Amp, 12:00 Plug Position	DR	120	12	7287-12N	
L6 4.8L 292cid	1979-77	w/AC	DR	63	12	7127-9N	7294-9N
L6 4.8L 292cid	1979-76	w/o AC	DR	63	12	7127-9N	7294-9N
L6 4.8L 292cid	1976	Opt. w/o AC	DR	63	12	7127-9N	7294-9N
L6 4.8L 292cid		w/AC	DR	63	12	7127-9N	7294-9N
L6 4.8L 292cid	1975	w/AC	DR	63	12	7127-9N	7294-9N
L6 4.8L 292cid		w/o AC	DR	63	12	7127-9N	7294-9N
V6 4.3L 262cid	1995-93	Opt. 105 Amp	DR	100-105	12	8165-3N	
V6 4.3L 262cid		Std. 100 Amp	DR	100-105	12	8165-3N	
V6 4.3L 262cid	1990-88	100 Amp, 6-Groove Pulley	DR	100-105	12	7861-11N-6G	
V6 4.3L 262cid		85 Amp, 4-Groove Pulley	DR	100-105	12	7861-11N-4G	
V6 4.3L 262cid	1996	Opt. 105 Amp	DR	100-105	12	8165-3N	
V6 4.3L 262cid		Std. 100 Amp	DR	100-105	12	8165-3N	
V6 4.3L 262cid	1991	Opt. w/AC, 105 Amp, 6-Groove Pulley	DR	100-105	12	7861-11N-6G	
V6 4.3L 262cid		Opt. w/o AC, 105 Amp, 4-Groove Pulley	DR	100-105	12	7861-11N-4G	
V6 4.3L 262cid		Std. w/AC, 100 Amp, 6-Groove Pulley	DR	100-105	12	7861-11N-6G	
V6 4.3L 262cid		Std. w/o AC, 85 Amp, 4-Groove Pulley	DR	100-105	12	7861-11N-4G	
V6 4.3L 262cid	1987	Opt. Service Unit, DR 12SI, CW, 94 Amp, Self Excite 1 Wire Aftermarket Design	DR	94	12	7294-SEN	
V6 4.3L 262cid		w/2-Pin Alt Plug, Opt. 94 Amp	DR	94	12	7294-12N	
V6 4.3L 262cid		w/2-Pin Alt Plug, Std. 66 Amp	DR	94	12	7294-12N	
V6 4.3L 262cid		w/4-Pin Alt Plug, 100 Amp, 6-Groove Pulley	DR	100-105	12	7861-11N-6G	
V6 4.3L 262cid		w/4-Pin Alt Plug, 85 Amp, 4-Groove Pulley	DR	100-105	12	7861-11N-4G	
V6 4.3L 262cid	1986	Std. w/AC	DR	94	12	7294-12N	
V6 4.3L 262cid		Std. w/o AC	DR	63	12	7127-12N	7294-12N
V6 4.3L 262cid	1985	Opt. Service Unit, DR 10SI, CW, 63 Amp, Self Excite 1 Wire Aftermarket Design	DR	63	12	7127-SEN	
V6 4.3L 262cid		Std. w/AC	DR	94	12	7294-12N	
V6 4.3L 262cid		Std. w/o AC	DR	63	12	7127-12N	7294-12N
V8 5.0L 305cid	1982-78	Opt. Service Unit, DR 10SI, CW, 63 Amp, Self Excite 1 Wire Aftermarket Design	DR	63	12	7127-SEN	
V8 5.0L 305cid		w/AC	DR	63	12	7127-3N	7294-3N
V8 5.0L 305cid		w/o AC	DR	63	12	7127-3N	7294-3N
V8 5.0L 305cid	1985	Opt. Service Unit, DR 12SI, CW, 94 Amp, Self Excite 1 Wire Aftermarket Design	DR	94	12	7294-SEN	
V8 5.0L 305cid		Std. w/AC	DR	94	12	7294-3N	
V8 5.0L 305cid		Std. w/o AC	DR	63	12	7127-3N	7294-3N
V8 5.7L 350cid	1995-94	Opt. 105 Amp	DR	100-105	12	8165-3N	
V8 5.7L 350cid		Std. 100 Amp	DR	100-105	12	8165-3N	
V8 5.7L 350cid	1991-89	Opt. w/AC, 105 Amp, 6-Groove Pulley	DR	100-105	12	7861-11N-6G	
V8 5.7L 350cid		Opt. w/o AC, 105 Amp, 4-Groove Pulley	DR	100-105	12	7861-11N-4G	
V8 5.7L 350cid		Std. w/AC, 100 Amp, 6-Groove Pulley	DR	100-105	12	7861-11N-6G	
V8 5.7L 350cid		Std. w/o AC, 85 Amp, 4-Groove Pulley	DR	100-105	12	7861-11N-4G	
V8 5.7L 350cid	1988-87	4-Groove Pulley, Optional 105 Amp	DR	100-105	12	7861-11N-4G	
V8 5.7L 350cid		4-Groove Pulley, w/4-Pin Alt Plug, 85 Amp	DR	100-105	12	7861-11N-4G	
V8 5.7L 350cid		5-Groove Pulley, w/2-Pin Alt Plug, 78 Amp	DR	94	12	7294-3N	
V8 5.7L 350cid		6-Groove Pulley, Optional 105 Amp	DR	100-105	12	7861-11N-6G	
V8 5.7L 350cid		6-Groove Pulley, w/4-Pin Alt Plug, 100 Amp	DR	100-105	12	7861-11N-6G	
V8 5.7L 350cid	1985-83	Opt. Service Unit, DR 12SI, CW, 94 Amp, Self Excite 1 Wire Aftermarket Design	DR	94	12	7294-SEN	
V8 5.7L 350cid		Std. w/AC	DR	94	12	7294-3N	
V8 5.7L 350cid		Std. w/o AC	DR	63	12	7127-3N	7294-3N
V8 5.7L 350cid	1985-75	Opt. Service Unit, DR 10SI, CW, 63 Amp, Self Excite 1 Wire Aftermarket Design	DR	63	12	7127-SEN	
V8 5.7L 350cid	1982-81	Std. w/AC	DR	63	12	7127-3N	7294-3N
V8 5.7L 350cid		Std. w/o AC	DR	63	12	7127-9N	7294-9N
V8 5.7L 350cid	1979-75	w/AC	DR	63	12	7127-3N	7294-3N
V8 5.7L 350cid		w/o AC	DR	63	12	7127-3N	7294-3N
V8 5.7L 350cid	1996	Opt. 105 Amp	DR	100-105	12	8165-3N	
V8 5.7L 350cid		Std. 100 Amp	DR	100-105	12	8165-3N	
V8 5.7L 350cid	1993	w/3:00 Alt Plug, Opt. 105 Amp	DR	100-105	12	8165-3N	
V8 5.7L 350cid		w/3:00 Alt Plug, Std. 100 Amp	DR	100-105	12	8165-3N	
V8 5.7L 350cid		w/7:00 Alt Plug, 105 Amp	DR	100-105	12	8165-7N-6G	
V8 5.7L 350cid	1992	Opt HD, w/HD Bearing	DR	100-105	12	8165-3N	
V8 5.7L 350cid	1986	Exc. Ryder, w/AC	DR	94	12	7294-9N	

ALTERNATORS

ALTERNATORS AND GENERATORS

ENGINE	YEAR	APPLICATION	Mfg	Amp	Volt	PART NO.	OPT. NO.
Chevrolet (Cont'd)							
G30 (Cont'd)							
V8 5.7L 350cid	1986	Exc. Ryder, w/o AC	DR	63	12	7127-3N	7294-3N
V8 5.7L 350cid		Ryder, 100 Amp	DR	100	12	7157MN	
V8 5.7L 350cid	1980	w/Dbl Mtg. Foot (Opt HD)	DR	100	12	7157MN	
V8 5.7L 350cid		w/Sgl Mtg. Foot, w/AC	DR	63	12	7127-3N	7294-3N
V8 5.7L 350cid		w/Sgl Mtg. Foot, w/o AC	DR	63	12	7127-3N	7294-3N
V8 6.2L 379cid	1993-91	Diesel	DR	105	12	7802-11N-1G	
V8 6.2L 379cid	1990-83	Diesel	DR	94	12	7294-12N	
V8 6.5L 395cid	1995-94	Diesel, w/o Rear AC	DR	100-105	12	8165-7N-6G	
V8 6.5L 395cid		Diesel, w/Rear AC	DR	100-105	12	8165-7N-6G	
V8 6.5L 395cid	1996	w/o Rear AC	DR	100-105	12	8165-7N-6G	
V8 6.5L 395cid		w/Rear AC	DR	100-105	12	8165-7N-6G	
V8 6.6L 400cid	1980-75	Opt. Service Unit, DR 10SI, CW, 63 Amp, Self Excite 1 Wire Aftermarket Design	DR	63	12	7127-SEN	
V8 6.6L 400cid		w/AC	DR	63	12	7127-3N	7294-3N
V8 6.6L 400cid		w/o AC	DR	63	12	7127-3N	7294-3N
V8 7.4L 454cid	1995-93	Opt. 105 Amp	DR	100-105	12	8165-3N	
V8 7.4L 454cid		Std. 100 Amp	DR	100-105	12	8165-3N	
V8 7.4L 454cid	1991-88	Opt. w/AC	DR	100-105	12	7802-3N	
V8 7.4L 454cid		Std. w/AC	DR	100-105	12	7802-3N	
V8 7.4L 454cid		Std. w/o AC	DR	100-105	12	7802-3N	
V8 7.4L 454cid	1976-75	Opt. Service Unit, DR 10SI, CW, 63 Amp, Self Excite 1 Wire Aftermarket Design	DR	63	12	7127-SEN	
V8 7.4L 454cid		w/AC	DR	63	12	7127-3N	7294-3N
V8 7.4L 454cid		w/o AC	DR	63	12	7127-3N	7294-3N
V8 7.4L 454cid	1996	VIN N, 100 Amp	DR	100-105	12	8165-3N	
V8 7.4L 454cid		VIN N, 105 Amp	DR	100-105	12	8165-3N	
V8 7.4L 454cid	1992	Opt HD, w/HD Bearing	DR	100-105	12	8165-3N	
V8 7.4L 454cid	1990	w/11:00 Alt Plug, 105 Amp	DR	100-105	12	7861-11N-4G	
V8 7.4L 454cid		w/3:00 Alt Plug, Opt. w/AC	DR	100-105	12	7802-3N	
V8 7.4L 454cid		w/3:00 Alt Plug, Std. w/AC	DR	100-105	12	7802-3N	
V8 7.4L 454cid		w/3:00 Alt Plug, Std. w/o AC	DR	100-105	12	7802-3N	
G30 Van							
L6 4.1L 250cid	1974-73	w/AC	DR	63	12	7127-9N	7294-9N
L6 4.1L 250cid		w/o AC	DR	63	12	7127-9N	7294-9N
L6 4.1L 250cid	1971-70	Std. Unit	DR	63	12	7122N	
L6 4.1L 250cid	1972	w/AC	DR	63	12	7122N	
L6 4.1L 250cid		w/o AC	DR	63	12	7122N	
L6 4.1L 4098cc 250cid	1974-73	w/AC	DR	63	12	7127-9N	7294-9N
L6 4.1L 4098cc 250cid		w/o AC	DR	63	12	7127-9N	7294-9N
L6 4.1L 4098cc 250cid	1972	w/AC	DR	63	12	7122N	
L6 4.1L 4098cc 250cid		w/o AC	DR	63	12	7122N	
L6 4.8L 292cid	1972-71	Std. Unit	DR	63	12	7122N	
L6 4.8L 292cid	1974	w/AC	DR	63	12	7127-9N	7294-9N
L6 4.8L 292cid		w/o AC	DR	63	12	7127-9N	7294-9N
L6 4.8L 4786cc 292cid		w/AC	DR	63	12	7127-9N	7294-9N
L6 4.8L 4786cc 292cid		w/o AC	DR	63	12	7127-9N	7294-9N
V8 5.7L 350cid	1974-73	Opt. Service Unit, DR 10SI, CW, 63 Amp, Self Excite 1 Wire Aftermarket Design	DR	63	12	7127-SEN	
V8 5.7L 350cid		w/AC	DR	63	12	7127-3N	7294-3N
V8 5.7L 350cid		w/o AC	DR	63	12	7127-3N	7294-3N
V8 5.7L 350cid	1971-70	Std. Unit	DR	63	12	7122N	
V8 5.7L 350cid	1972	w/AC	DR	63	12	7122N	
V8 5.7L 350cid		w/o AC	DR	63	12	7122N	
V8 5.7L 5737cc 350cid	1974	Opt. Service Unit, DR 10SI, CW, 63 Amp, Self Excite 1 Wire Aftermarket Design	DR	63	12	7127-SEN	
V8 5.7L 5737cc 350cid		w/AC	DR	63	12	7127-3N	7294-3N
V8 5.7L 5737cc 350cid		w/o AC	DR	63	12	7127-3N	7294-3N
V8 5.7L 5737cc 350cid	1972	w/AC	DR	63	12	7122N	
V8 5.7L 5737cc 350cid		w/o AC	DR	63	12	7122N	
V8 7.4L 454cid	1974	Opt. Service Unit, DR 10SI, CW, 63 Amp, Self Excite 1 Wire Aftermarket Design	DR	63	12	7127-SEN	
V8 7.4L 454cid		w/AC	DR	63	12	7127-3N	7294-3N
V8 7.4L 454cid		w/o AC	DR	63	12	7127-3N	7294-3N
V8 7.4L 7441cc 454cid		Opt. Service Unit, DR 10SI, CW, 63 Amp, Self Excite 1 Wire Aftermarket Design	DR	63	12	7127-SEN	

ALTERNATORS AND GENERATORS

ENGINE	YEAR	APPLICATION	Mfg	Amp	Volt	PART NO.	OPT. NO.
Chevrolet (Cont'd)							
G30 Van (Cont'd)							
V8 7.4L 7441cc 454cid	1974	w/AC	DR	63	12	7127-3N	7294-3N
V8 7.4L 7441cc 454cid		w/o AC	DR	63	12	7127-3N	7294-3N
HC90							
Cummins NHCT-270	1972-71	Std. Unit	DR	75	12	7255N	8066N
Cummins NTC Eng.	1978-71	Std. Unit	DR	75	12	7255N	8066N
Cummins NTC-290	1976-73	Std. Unit	DR	75	12	7255N	8066N
Cummins NTC-335	1974-69	Std. Unit	DR	75	12	7255N	8066N
HE70							
GM 6.0L (366) V8 Gas	1978-76	w/42 Amp Int. Reg.	DR	63	12	7127-9N	7294-9N
GM 6.0L (366) V8 Gas		w/63 Amp	DR	63	12	7127-9N	7294-9N
GM 6.0L (366) V8 Gas	1975-73	w/42 Amp	DR	63	12	7122N	
GM 6.0L (366) V8 Gas		w/61 Amp	DR	63	12	7122N	
GM 7.0L (427) V8 Gas	1978-76	w/42 Amp Int. Reg.	DR	63	12	7127-9N	7294-9N
GM 7.0L (427) V8 Gas		w/63 Amp	DR	63	12	7127-9N	7294-9N
GM 7.0L (427) V8 Gas	1975-73	w/42 Amp	DR	63	12	7122N	
GM 7.0L (427) V8 Gas		w/61 Amp	DR	63	12	7122N	
GM 7.4L (454) V8 Gas	1978-74	w/42 Amp Int. Reg.	DR	63	12	7127-9N	7294-9N
GM 7.4L (454) V8 Gas		w/63 Amp (Int. Reg.)	DR	63	12	7127-9N	7294-9N
GM 7.4L (454) V8 Gas		w/80 Amp	DR	100	12	7157MMN	
GM 7.4L (454) V8 Gas	1975-74	w/37 Amp (Ext. Reg.)	DR	63	12	7122N	
GM 7.4L (454) V8 Gas		w/61 Amp (Int. Reg.)	DR	63	12	7127-9N	7294-9N
HE80							
GM 6.0L (366) V8 Gas	1978-76	w/42 Amp Int. Reg.	DR	63	12	7127-9N	7294-9N
GM 6.0L (366) V8 Gas		w/63 Amp	DR	63	12	7127-9N	7294-9N
GM 6.0L (366) V8 Gas	1975-73	w/42 Amp	DR	63	12	7122N	
GM 6.0L (366) V8 Gas		w/61 Amp	DR	63	12	7122N	
GM 7.0L (427) V8 Gas	1978-76	w/42 Amp Int. Reg.	DR	63	12	7127-9N	7294-9N
GM 7.0L (427) V8 Gas		w/63 Amp	DR	63	12	7127-9N	7294-9N
GM 7.0L (427) V8 Gas	1975-73	w/42 Amp	DR	63	12	7122N	
GM 7.0L (427) V8 Gas		w/61 Amp	DR	63	12	7122N	
GM 7.4L (454) V8 Gas	1978-74	w/42 Amp Int. Reg.	DR	63	12	7127-9N	7294-9N
GM 7.4L (454) V8 Gas		w/63 Amp (Int. Reg.)	DR	63	12	7127-9N	7294-9N
GM 7.4L (454) V8 Gas		w/80 Amp	DR	100	12	7157MMN	
GM 7.4L (454) V8 Gas	1975-74	w/37 Amp (Ext. Reg.)	DR	63	12	7122N	
GM 7.4L (454) V8 Gas		w/61 Amp (Int. Reg.)	DR	63	12	7127-9N	7294-9N
HG70							
GMC Toro-Flo D-478	1969-67	All Models (Opt.)	DR	63	12	7122N	
GMC Toro-Flo D-478		All Models (Std.)	DR	63	12	7122N	
HH90							
DD 8V-71 (N, NE, T)	1978-71	Std. Unit	DR	75	12	7255N	8066N
HI90							
DD 6V-71 (N, NE, T)	1975-74	Opt., 27SI / 80 Amp	DR	80	12	7138N	7850N
DD 6V-71 (N, NE, T)		Optional	DR	80	12	7138N	7850N
DD 6V-71 (N, NE, T)	1976	Standard	DR	80	12	7138N	7850N
DD 6V-71 (N, NE, T)		Std., 27SI / 80 Amp	DR	80	12	7138N	7850N
HJ70							
GMC Toro-Flo DH-637	1972-67	Std. Unit	DR	63	12	7122N	
HJ90							
DD 6V-92 (T, TA, TTA)	1978-77	Std. Unit	DR	75	12	7255N	8066N
HM70							
GM 6.6L (401) V6 Gas	1972-71	Opt. Unit	DR	63	12	7122N	
GM 6.6L (401) V6 Gas		Std. Unit	DR	63	12	7122N	
GM 7.1L (432) V6 Gas	1974-73	Opt. Unit	DR	63	12	7122N	
GM 7.1L (432) V6 Gas		Std. Unit	DR	63	12	7122N	
GM 7.8L (478) V6 Gas	1973-71	Opt. Unit	DR	63	12	7122N	
GM 7.8L (478) V6 Gas		Std. Unit	DR	63	12	7122N	
HM80							
GM 6.6L (401) V6 Gas	1972-71	Opt. Unit	DR	63	12	7122N	
GM 6.6L (401) V6 Gas		Std. Unit	DR	63	12	7122N	
GM 7.1L (432) V6 Gas	1974-73	Opt. Unit	DR	63	12	7122N	
GM 7.1L (432) V6 Gas		Std. Unit	DR	63	12	7122N	

ALTERNATORS

ALTERNATORS AND GENERATORS

ENGINE	YEAR	APPLICATION	Mfg	Amp	Volt	PART NO.	OPT. NO.
Chevrolet (Cont'd)							
HM80 (Cont'd)							
GM 7.8L (478) V6 Gas	1973-71	Opt. Unit	DR	63	12	7122N	
GM 7.8L (478) V6 Gas		Std. Unit	DR	63	12	7122N	
HN90							
Cummins NH-230	1974	Standard	DR	80	12	7138N	7850N
Cummins NHC-250		Standard	DR	80	12	7138N	7850N
HV70							
DD 6V-53	1978-76	Std. Unit	DR	63	12	7127-9N	7294-9N
DD 6V-53	1975-71	Std. Unit	DR	63	12	7122N	
DD 6V-53	1970-66	All Models (Opt.)	DR	63	12	7122N	
DD 6V-53	1969-66	All Models (Std.)	DR	63	12	7122N	
HV80							
DD 6V-53	1978-76	Std. Unit	DR	63	12	7127-9N	7294-9N
HY70							
Caterpillar 3208	1978-77	Standard	DR	80	12	7138N	7850N
J8							
Caterpillar 3208	1988-86	Opt. Delco 30SI / 90 Amp	DR	90	12	7262N	
Caterpillar 3208	1988-84	Std. 80 Amp	DR	80	12	7138N	7850N
Caterpillar 3208	1983-79	Opt. 80 Amp	DR	80	12	7138N	7850N
Caterpillar 3208		w/Air Brakes, 27SI Delco, 65 Amp	DR	80	12	7138N	7850N
Cummins VT-225	1982-81	Opt., 27SI / 80 Amp	DR	80	12	7138N	7850N
Cummins VT-225		w/Air Brakes, 27SI Delco, 65 Amp	DR	80	12	7138N	7850N
J8C Bruin							
Caterpillar 3208	1988-86	Opt. Delco 30SI / 90 Amp	DR	90	12	7262N	
Caterpillar 3208	1988-84	Std. 80 Amp	DR	80	12	7138N	7850N
Caterpillar 3208	1983-79	Opt. 80 Amp	DR	80	12	7138N	7850N
Caterpillar 3208		Std. 80 Amp	DR	80	12	7138N	7850N
Cummins L-10	1989-83	Opt. Delco 30SI / 90 Amp	DR	90	12	7262N	
Cummins L-10		Std. 75 Amp	DR	75	12	7255N	8066N
Cummins NTC Eng.	1989-77	Opt. Delco 30SI / 90 Amp	DR	90	12	7262N	
Cummins NTC Eng.	1989-73	Std. 75 Amp	DR	75	12	7255N	8066N
Cummins NTC Eng.	1983-77	Opt. 80 Amp	DR	80	12	7138N	7850N
DD 6V-53 (N, T)	1986-80	Std. Unit	DR	85	12	7134-9N	
DD 6V-53 (N, T)	1979	Std. Unit	DR	63	12	7127-9N	7294-9N
DD 6V-71 (N, NE, T)	1988-85	Std. Unit	DR	75	12	7255N	8066N
DD 6V-71 (N, NE, T)	1988-79	Opt. Delco 30SI / 90 Amp	DR	90	12	7262N	
DD 6V-71 (N, NE, T)	1984-79	Std., 27SI / 80 Amp	DR	80	12	7138N	7850N
DD 6V-71 (N, NE, T)	1983-79	Opt. Unit	DR	75	12	7255N	8066N
DD 6V-71 (N, NE, T)		Standard	DR	80	12	7138N	7850N
DD 6V-92 (T, TA, TTA)	1988-80	Opt. Delco 30SI / 90 Amp	DR	90	12	7262N	
DD 6V-92 (T, TA, TTA)	1988-79	Std. Unit	DR	75	12	7255N	8066N
DD 6V-92 (T, TA, TTA)	1982-80	Opt. Delco 30SI, w/Trans.	DR	90	12	7256N	
DD 6V-92 (T, TA, TTA)		Optional	DR	80	12	7138N	7850N
DD 8.2L (N, T)	1988-84	Opt. Delco 30SI / 90 Amp	DR	90	12	7262N	
DD 8.2L (N, T)		Std. Unit	DR	75	12	7255N	8066N
DD 8V-71 (N, NE, T)	1986-80	Opt. Delco 30SI / 90 Amp	DR	90	12	7262N	
DD 8V-71 (N, NE, T)	1986-79	Std. Unit	DR	75	12	7255N	8066N
DD 8V-71 (N, NE, T)	1982-80	Optional	DR	80	12	7138N	7850N
DD 8V-92 (T)	1986-83	Opt. Delco 30SI, w/Trans.	DR	90	12	7256N	
DD 8V-92 (T)		Std. Unit	DR	90	12	7262N	
GM 7.0L (427) V8 Gas	1982-80	Opt. 70 Amp	DR	85	12	7134-9N	
GM 7.0L (427) V8 Gas	1982-79	Std. 63 Amp	DR	63	12	7127-9N	7294-9N
GM 7.0L (427) V8 Gas		w/42 Amp Int. Reg.	DR	63	12	7127-9N	7294-9N
J9C Bruin							
Caterpillar 3208	1988-86	Opt. Delco 30SI / 90 Amp	DR	90	12	7262N	
Caterpillar 3208	1988-84	Std. 80 Amp	DR	80	12	7138N	7850N
Caterpillar 3208	1983-79	Opt. 80 Amp	DR	80	12	7138N	7850N
Caterpillar 3208		Std. 80 Amp	DR	80	12	7138N	7850N
Cummins L-10	1989-83	Opt. Delco 30SI / 90 Amp	DR	90	12	7262N	
Cummins L-10		Std. 75 Amp	DR	75	12	7255N	8066N
Cummins NTC Eng.	1989-77	Opt. Delco 30SI / 90 Amp	DR	90	12	7262N	
Cummins NTC Eng.	1989-73	Std. 75 Amp	DR	75	12	7255N	8066N
Cummins NTC Eng.	1983-77	Opt. 80 Amp	DR	80	12	7138N	7850N

ALTERNATORS AND GENERATORS

ENGINE	YEAR	APPLICATION	Mfg	Amp	Volt	PART NO.	OPT. NO.
Chevrolet (Cont'd)							
J9C Bruin (Cont'd)							
Cummins NTC-290	1983-79	Std. Unit	DR	75	12	7255N	8066N
Cummins NTC-290	1982-80	Opt., 27SI / 80 Amp	DR	80	12	7138N	7850N
Cummins NTC-300	1986-84	Std. Unit	DR	75	12	7255N	8066N
Cummins NTC-350	1988-79	Std. Unit	DR	75	12	7255N	8066N
Cummins NTC-350	1982-80	Optional	DR	80	12	7138N	7850N
DD 60 Series	1989-87	Opt. Delco 30SI / 90 Amp	DR	90	12	7262N	
DD 60 Series		Std. Unit	DR	75	12	7255N	8066N
DD 6V-53 (N, T)	1986-80	Std. Unit	DR	85	12	7134-9N	
DD 6V-53 (N, T)	1979	Std. Unit	DR	63	12	7127-9N	7294-9N
DD 6V-71 (N, NE, T)	1988-79	Delco 25SI	DR	75	12	7255N	8066N
DD 6V-71 (N, NE, T)		Opt. Delco 30SI / 90 Amp	DR	90	12	7262N	
DD 6V-71 (N, NE, T)	1984-79	Std., 27SI / 80 Amp	DR	80	12	7138N	7850N
DD 6V-71 (N, NE, T)	1983-79	Standard	DR	80	12	7138N	7850N
DD 6V-92 (T, TA, TTA)	1988-80	Opt. Delco 30SI / 90 Amp	DR	90	12	7262N	
DD 6V-92 (T, TA, TTA)	1988-79	Std. Unit	DR	75	12	7255N	8066N
DD 6V-92 (T, TA, TTA)	1982-80	Opt. Delco 30SI, w/Trans.	DR	90	12	7256N	
DD 6V-92 (T, TA, TTA)		Optional	DR	80	12	7138N	7850N
DD 8.2L (N, T)	1988-84	Opt. Delco 30SI / 90 Amp	DR	90	12	7262N	
DD 8.2L (N, T)		Std. Unit	DR	75	12	7255N	8066N
DD 8V-71 (N, NE, T)	1986-80	Opt. Delco 30SI / 90 Amp	DR	90	12	7262N	
DD 8V-71 (N, NE, T)	1986-79	Std. Unit	DR	75	12	7255N	8066N
DD 8V-71 (N, NE, T)	1982-80	Optional	DR	80	12	7138N	7850N
DD 8V-92 (T)	1986-83	Opt. Delco 30SI, w/Trans.	DR	90	12	7256N	
DD 8V-92 (T)		Std. Unit	DR	90	12	7262N	
GM 7.0L (427) V8 Gas	1982-80	Opt. 70 Amp	DR	85	12	7134-9N	
GM 7.0L (427) V8 Gas	1982-79	Std. 63 Amp	DR	63	12	7127-9N	7294-9N
GM 7.0L (427) V8 Gas		w/42 Amp Int. Reg.	DR	63	12	7127-9N	7294-9N
JB90							
Cummins V8-903	1974-72	Std. Unit	DR	75	12	7255N	8066N
JC90							
Cummins NHCT-270	1972-71	Std. Unit	DR	75	12	7255N	8066N
Cummins NTC Eng.	1978-71	Std. Unit	DR	75	12	7255N	8066N
Cummins NTC-290	1976-73	Std. Unit	DR	75	12	7255N	8066N
Cummins NTC-335	1974-69	Std. Unit	DR	75	12	7255N	8066N
JE70							
GM 6.0L (366) V8 Gas	1978-76	w/42 Amp Int. Reg.	DR	63	12	7127-9N	7294-9N
GM 6.0L (366) V8 Gas		w/63 Amp	DR	63	12	7127-9N	7294-9N
GM 6.0L (366) V8 Gas	1975-73	w/42 Amp	DR	63	12	7122N	
GM 6.0L (366) V8 Gas		w/61 Amp	DR	63	12	7122N	
GM 7.0L (427) V8 Gas	1978-76	w/42 Amp Int. Reg.	DR	63	12	7127-9N	7294-9N
GM 7.0L (427) V8 Gas		w/63 Amp	DR	63	12	7127-9N	7294-9N
GM 7.0L (427) V8 Gas	1975-73	w/42 Amp	DR	63	12	7122N	
GM 7.0L (427) V8 Gas		w/61 Amp	DR	63	12	7122N	
GM 7.4L (454) V8 Gas	1978-74	w/42 Amp Int. Reg.	DR	63	12	7127-9N	7294-9N
GM 7.4L (454) V8 Gas		w/63 Amp (Int. Reg.)	DR	63	12	7127-9N	7294-9N
GM 7.4L (454) V8 Gas		w/80 Amp	DR	100	12	7157MN	
GM 7.4L (454) V8 Gas	1975-74	w/37 Amp (Ext. Reg.)	DR	63	12	7122N	
GM 7.4L (454) V8 Gas		w/61 Amp (Int. Reg.)	DR	63	12	7127-9N	7294-9N
JE80							
GM 6.0L (366) V8 Gas	1978-76	w/42 Amp Int. Reg.	DR	63	12	7127-9N	7294-9N
GM 6.0L (366) V8 Gas		w/63 Amp	DR	63	12	7127-9N	7294-9N
GM 6.0L (366) V8 Gas	1975-73	w/42 Amp	DR	63	12	7122N	
GM 6.0L (366) V8 Gas		w/61 Amp	DR	63	12	7122N	
GM 7.0L (427) V8 Gas	1978-76	w/42 Amp Int. Reg.	DR	63	12	7127-9N	7294-9N
GM 7.0L (427) V8 Gas		w/63 Amp	DR	63	12	7127-9N	7294-9N
GM 7.0L (427) V8 Gas	1975-73	w/42 Amp	DR	63	12	7122N	
GM 7.0L (427) V8 Gas		w/61 Amp	DR	63	12	7122N	
GM 7.4L (454) V8 Gas	1978-74	w/42 Amp Int. Reg.	DR	63	12	7127-9N	7294-9N
GM 7.4L (454) V8 Gas		w/63 Amp (Int. Reg.)	DR	63	12	7127-9N	7294-9N
GM 7.4L (454) V8 Gas		w/80 Amp	DR	100	12	7157MN	
GM 7.4L (454) V8 Gas	1975-74	w/37 Amp (Ext. Reg.)	DR	63	12	7122N	
GM 7.4L (454) V8 Gas		w/61 Amp (Int. Reg.)	DR	63	12	7127-9N	7294-9N

ALTERNATORS

ALTERNATORS AND GENERATORS

ENGINE	YEAR	APPLICATION	Mfg	Amp	Volt	PART NO.	OPT. NO.
Chevrolet (Cont'd)							
JG70							
GMC Toro-Flo D-478	1969-67	All Models (Opt.)	DR	63	12	7122N	
GMC Toro-Flo D-478		All Models (Std.)	DR	63	12	7122N	
JH90							
DD 8V-71 (N, NE, T)	1978-71	Std. Unit	DR	75	12	7255N	8066N
JI90							
DD 6V-71 (N, NE, T)	1975-74	Optional	DR	80	12	7138N	7850N
DD 6V-71 (N, NE, T)	1976	Standard	DR	80	12	7138N	7850N
JJ70							
GMC Toro-Flo DH-637	1972-67	Std. Unit	DR	63	12	7122N	
JJ90							
DD 6V-92 (T, TA, TTA)	1978-77	Std. Unit	DR	75	12	7255N	8066N
JM70							
GM 6.6L (401) V6 Gas	1972-71	Opt. Unit	DR	63	12	7122N	
GM 6.6L (401) V6 Gas		Std. Unit	DR	63	12	7122N	
GM 7.1L (432) V6 Gas	1974-73	Opt. Unit	DR	63	12	7122N	
GM 7.1L (432) V6 Gas		Std. Unit	DR	63	12	7122N	
GM 7.8L (478) V6 Gas	1973-71	Opt. Unit	DR	63	12	7122N	
GM 7.8L (478) V6 Gas		Std. Unit	DR	63	12	7122N	
JM80							
GM 6.6L (401) V6 Gas	1972-71	Opt. Unit	DR	63	12	7122N	
GM 6.6L (401) V6 Gas		Std. Unit	DR	63	12	7122N	
GM 7.1L (432) V6 Gas	1974-73	Opt. Unit	DR	63	12	7122N	
GM 7.1L (432) V6 Gas		Std. Unit	DR	63	12	7122N	
GM 7.8L (478) V6 Gas	1973-71	Opt. Unit	DR	63	12	7122N	
GM 7.8L (478) V6 Gas		Std. Unit	DR	63	12	7122N	
JN90							
Cummins NH-230	1974	Standard	DR	80	12	7138N	7850N
Cummins NHC-250		Standard	DR	80	12	7138N	7850N
JV70							
DD 6V-53	1978-76	Std. Unit	DR	63	12	7127-9N	7294-9N
DD 6V-53	1975-71	Std. Unit	DR	63	12	7122N	
DD 6V-53	1970-66	All Models (Opt.)	DR	63	12	7122N	
DD 6V-53		All Models (Std.)	DR	63	12	7122N	
JV80							
DD 6V-53	1978-76	Std. Unit	DR	63	12	7127-9N	7294-9N
DD 6V-53	1975-72	Std. Unit	DR	63	12	7122N	
DD 6V-53	1970-66	All Models (Opt.)	DR	63	12	7122N	
DD 6V-53		All Models (Std.)	DR	63	12	7122N	
JY70							
Caterpillar 3208	1978-77	Standard	DR	80	12	7138N	7850N
K20							
L6 4.1L 250cid	1980-75	w/o AC	DR	63	12	7127-9N	7294-9N
L6 4.1L 250cid	1979-75	w/AC	DR	63	12	7127-9N	7294-9N
L6 4.1L 250cid	1980	w/DbI Mtg. Foot (Opt HD)	DR	100	12	7157MN	
L6 4.1L 250cid		w/Sgl Mtg. Foot, w/AC	DR	63	12	7127-9N	7294-9N
L6 4.8L 292cid	1986-83	Std. w/AC	DR	94	12	7294-9N	
L6 4.8L 292cid		Std. w/o AC	DR	63	12	7127-9N	7294-9N
L6 4.8L 292cid	1982-81	w/AC	DR	63	12	7127-9N	7294-9N
L6 4.8L 292cid	1982-76	w/o AC	DR	63	12	7127-9N	7294-9N
L6 4.8L 292cid	1979-76	w/AC	DR	63	12	7127-9N	7294-9N
L6 4.8L 292cid	1980	w/DbI Mtg. Foot	DR	100	12	7157MN	
L6 4.8L 292cid		w/Sgl Mtg. Foot, w/AC	DR	63	12	7127-9N	7294-9N
L6 4.8L 292cid	1975	w/AC	DR	63	12	7127-9N	7294-9N
L6 4.8L 292cid		w/o AC	DR	63	12	7127-9N	7294-9N
V6 4.3L 262cid	1985	Std. w/AC or HBW	DR	94	12	7294-12N	
V6 4.3L 262cid		Std. w/o AC	DR	63	12	7127-12N	7294-12N
V8 5.0L 305cid	1985-77	Opt. Service Unit, DR 10SI, CW, 63 Amp, Self Excite 1 Wire Aftermarket Design	DR	63	12	7127-SEN	
V8 5.0L 305cid	1978-77	w/AC	DR	63	12	7127-3N	7294-3N
V8 5.0L 305cid		w/o AC	DR	63	12	7127-3N	7294-3N
V8 5.0L 305cid	1985	66 Amp	DR	94	12	7294-3N	

ALTERNATORS AND GENERATORS

ENGINE	YEAR	APPLICATION	Mfg	Amp	Volt	PART NO.	OPT. NO.
Chevrolet (Cont'd)							
K20 (Cont'd)							
V8 5.0L 305cid	1985	78 Amp	DR	94	12	7294-3N	
V8 5.0L 305cid		Delco 42 Amp	DR	63	12	7127-3N	7294-3N
V8 5.0L 305cid		Opt. Service Unit, DR 12SI, CW, 94 Amp, Self Excite 1 Wire Aftermarket Design	DR	94	12	7294-SEN	
V8 5.0L 305cid	1980	w/DbI Mtg. Foot (Opt HD)	DR	100	12	7157MN	
V8 5.0L 305cid		w/Sgl Mtg. Foot, w/AC	DR	63	12	7127-3N	7294-3N
V8 5.0L 305cid	1985-83	w/Sgl Mtg. Foot, w/o AC	DR	63	12	7127-3N	7294-3N
V8 5.7L 350cid		Opt. Service Unit, DR 12SI, CW, 94 Amp, Self Excite 1 Wire Aftermarket Design	DR	94	12	7294-SEN	
V8 5.7L 350cid		Opt. w/AC	DR	94	12	7294-3N	
V8 5.7L 350cid		Std. w/AC	DR	94	12	7294-3N	
V8 5.7L 350cid		Std. w/o AC	DR	63	12	7127-3N	7294-3N
V8 5.7L 350cid	1985-75	Opt. Service Unit, DR 10SI, CW, 63 Amp, Self Excite 1 Wire Aftermarket Design	DR	63	12	7127-SEN	
V8 5.7L 350cid		w/o AC	DR	63	12	7127-9N	7294-9N
V8 5.7L 350cid	1982-81	w/o AC, w/3:00 Alt Plug	DR	63	12	7127-3N	7294-3N
V8 5.7L 350cid		w/AC	DR	63	12	7127-3N	7294-3N
V8 5.7L 350cid	1982-75	w/AC	DR	63	12	7127-3N	7294-3N
V8 5.7L 350cid	1979-75	w/o AC	DR	63	12	7127-3N	7294-3N
V8 5.7L 350cid	1986	VIN L, Opt. w/o AC	DR	94	12	7294-9N	
V8 5.7L 350cid		VIN L, Std. w/AC	DR	94	12	7294-9N	
V8 5.7L 350cid	1981	VIN L, Std. w/o AC	DR	63	12	7127-3N	7294-3N
V8 5.7L 350cid		VIN M, Opt. w/o AC	DR	94	12	7294-3N	
V8 5.7L 350cid	1980	VIN M, Std. w/AC	DR	94	12	7294-3N	
V8 5.7L 350cid		VIN M, Std. w/o AC	DR	63	12	7127-3N	7294-3N
V8 5.7L 350cid	1981	Std. w/AC	DR	63	12	7127-9N	7294-9N
V8 5.7L 350cid		w/DbI Mtg. Foot (Opt HD)	DR	100	12	7157MN	
V8 5.7L 350cid	1980	w/Sgl Mtg. Foot, w/AC	DR	63	12	7127-3N	7294-3N
V8 5.7L 350cid		w/Sgl Mtg. Foot, w/o AC	DR	63	12	7127-3N	7294-3N
V8 6.2L 379cid	1986-83	Diesel, Opt	DR	94	12	7294-12N	
V8 6.2L 379cid		Diesel, Opt. HD, 108 AMP, 9:00 Plug Position	DR	120	12	7287-9N	
V8 6.2L 379cid	1982	Diesel, Std. Unit	DR	94	12	7294-12N	
V8 6.2L 379cid		Diesel, Opt. Service Unit, DR 10SI, CW, 63 Amp, Self Excite 1 Wire Aftermarket Design	DR	63	12	7127-SEN	
V8 6.2L 379cid	1980-75	Diesel, Std. Unit	DR	63	12	7127-12N	7294-12N
V8 6.6L 400cid		Opt. Service Unit, DR 10SI, CW, 63 Amp, Self Excite 1 Wire Aftermarket Design	DR	63	12	7127-SEN	
V8 6.6L 400cid	1979-75	w/AC	DR	63	12	7127-3N	7294-3N
V8 6.6L 400cid		w/o AC	DR	63	12	7127-3N	7294-3N
V8 6.6L 400cid	1980	w/DbI Mtg. Foot (Opt HD)	DR	100	12	7157MN	
V8 6.6L 400cid		w/Sgl Mtg. Foot, w/AC	DR	63	12	7127-3N	7294-3N
V8 6.6L 400cid	1980-76	w/Sgl Mtg. Foot, w/o AC	DR	63	12	7127-3N	7294-3N
V8 7.4L 454cid		Opt. Service Unit, DR 10SI, CW, 63 Amp, Self Excite 1 Wire Aftermarket Design	DR	63	12	7127-SEN	
V8 7.4L 454cid	1978-76	w/AC	DR	63	12	7127-3N	7294-3N
V8 7.4L 454cid		w/o AC	DR	63	12	7127-3N	7294-3N
V8 7.4L 454cid	1980	w/DbI Mtg. Foot (Opt HD)	DR	100	12	7157MN	
V8 7.4L 454cid		w/Sgl Mtg. Foot, w/AC	DR	63	12	7127-3N	7294-3N
V8 7.4L 454cid		w/Sgl Mtg. Foot, w/o AC	DR	63	12	7127-3N	7294-3N
K20 Pickup							
L6 3.8L 3769cc 230cid	1965-63	Std. Unit	DR	63	12	7122N	
L6 4.1L 250cid	1974-73	w/AC	DR	63	12	7127-9N	7294-9N
L6 4.1L 250cid		w/o AC	DR	63	12	7127-9N	7294-9N
L6 4.1L 250cid	1971-69	Std. Unit	DR	63	12	7122N	
L6 4.1L 250cid	1972	w/AC	DR	63	12	7122N	
L6 4.1L 250cid		w/o AC	DR	63	12	7122N	
L6 4.1L 250cid	1968	Std. Unit	DR	63	12	7122N	
L6 4.1L 250cid		w/AC	DR	63	12	7127-9N	7294-9N
L6 4.1L 4097cc 250cid	1974-73	w/o AC	DR	63	12	7127-9N	7294-9N
L6 4.1L 4097cc 250cid		Std. Unit	DR	63	12	7122N	
L6 4.1L 4097cc 250cid	1971-69	Std. Unit	DR	63	12	7122N	
L6 4.1L 4097cc 250cid		Std. Unit	DR	63	12	7122N	
L6 4.1L 4097cc 250cid	1968-66	Std. Unit	DR	63	12	7122N	
L6 4.1L 4097cc 250cid		w/AC	DR	63	12	7122N	
L6 4.1L 4097cc 250cid	1972	w/AC	DR	63	12	7122N	
L6 4.1L 4097cc 250cid		w/o AC	DR	63	12	7122N	
L6 4.1L 4098cc 250cid	1974-73	w/AC	DR	63	12	7127-9N	7294-9N
L6 4.1L 4098cc 250cid		w/o AC	DR	63	12	7127-9N	7294-9N
L6 4.1L 4098cc 250cid	1967-66	Std. Unit	DR	63	12	7122N	
L6 4.1L 4098cc 250cid		Std. Unit	DR	63	12	7122N	

ALTERNATORS

ALTERNATORS AND GENERATORS

ENGINE	YEAR	APPLICATION	Mfg	Amp	Volt	PART NO.	OPT. NO.
Chevrolet (Cont'd)							
K20 Pickup (Cont'd)							
L6 4.1L 4098cc 250cid	1972	w/AC	DR	63	12	7122N	
L6 4.1L 4098cc 250cid		w/o AC	DR	63	12	7122N	
L6 4.3L 4278cc 261cid	1962-61	w/Generator	DR	30	12	9005R	
L6 4.8L 292cid	1974-73	w/AC	DR	63	12	7127-9N	7294-9N
L6 4.8L 292cid		w/o AC	DR	63	12	7127-9N	7294-9N
L6 4.8L 292cid	1971-69	Std. Unit	DR	63	12	7122N	
L6 4.8L 292cid	1972	w/AC	DR	63	12	7122N	
L6 4.8L 292cid		w/o AC	DR	63	12	7122N	
L6 4.8L 4786cc 292cid	1974-73	w/AC	DR	63	12	7127-9N	7294-9N
L6 4.8L 4786cc 292cid		w/o AC	DR	63	12	7127-9N	7294-9N
L6 4.8L 4786cc 292cid	1972	w/AC	DR	63	12	7122N	
L6 4.8L 4786cc 292cid		w/o AC	DR	63	12	7122N	
L6 4.8L 4801cc 292cid	1974-73	w/AC	DR	63	12	7127-9N	7294-9N
L6 4.8L 4801cc 292cid		w/o AC	DR	63	12	7127-9N	7294-9N
L6 4.8L 4801cc 292cid	1971-69	Std. Unit	DR	63	12	7122N	
L6 4.8L 4801cc 292cid	1968-63	Std. Unit	DR	63	12	7122N	
L6 4.8L 4801cc 292cid	1972	w/AC	DR	63	12	7122N	
L6 4.8L 4801cc 292cid		w/o AC	DR	63	12	7122N	
V8 4.6L 4638cc 283cid	1967-63	Std. Unit	DR	63	12	7122N	
V8 4.6L 4638cc 283cid	1962-60	w/Generator	DR	30	12	9005R	
V8 5.0L 307cid	1971-69	Std. Unit	DR	63	12	7122N	
V8 5.0L 307cid	1973	w/AC	DR	63	12	7127-9N	7294-9N
V8 5.0L 307cid		w/o AC	DR	63	12	7127-9N	7294-9N
V8 5.0L 307cid	1972	w/AC	DR	63	12	7122N	
V8 5.0L 307cid		w/o AC	DR	63	12	7122N	
V8 5.0L 307cid	1968	Std. Unit	DR	63	12	7122N	
V8 5.0L 5031cc 307cid	1971-69	Std. Unit	DR	63	12	7122N	
V8 5.0L 5031cc 307cid	1973	w/AC	DR	63	12	7127-9N	7294-9N
V8 5.0L 5031cc 307cid		w/o AC	DR	63	12	7127-9N	7294-9N
V8 5.0L 5031cc 307cid	1972	w/AC	DR	63	12	7122N	
V8 5.0L 5031cc 307cid		w/o AC	DR	63	12	7122N	
V8 5.0L 5031cc 307cid	1968	Std. Unit	DR	63	12	7122N	
V8 5.4L 327cid		Std. Unit	DR	63	12	7122N	
V8 5.7L 350cid	1974-73	Opt. Service Unit, DR 10SI, CW, 63 Amp, Self Excite 1 Wire Aftermarket Design	DR	63	12	7127-SEN	
V8 5.7L 350cid		w/AC	DR	63	12	7127-3N	7294-3N
V8 5.7L 350cid		w/o AC	DR	63	12	7127-3N	7294-3N
V8 5.7L 350cid	1971-69	Std. Unit	DR	63	12	7122N	
V8 5.7L 350cid	1972	w/AC	DR	63	12	7122N	
V8 5.7L 350cid		w/o AC	DR	63	12	7122N	
V8 5.7L 5704cc 348cid	1965-64	Std. Unit	DR	63	12	7122N	
V8 5.7L 5704cc 348cid	1962-60	w/Generator	DR	30	12	9005R	
V8 5.7L 5736cc 350cid	1974-73	Opt. Service Unit, DR 10SI, CW, 63 Amp, Self Excite 1 Wire Aftermarket Design	DR	63	12	7127-SEN	
V8 5.7L 5736cc 350cid		w/AC	DR	63	12	7127-3N	7294-3N
V8 5.7L 5736cc 350cid		w/o AC	DR	63	12	7127-3N	7294-3N
V8 5.7L 5736cc 350cid	1971-69	Std. Unit	DR	63	12	7122N	
V8 5.7L 5736cc 350cid	1972	w/AC	DR	63	12	7122N	
V8 5.7L 5736cc 350cid		w/o AC	DR	63	12	7122N	
V8 5.7L 5737cc 350cid	1974	Opt. Service Unit, DR 10SI, CW, 63 Amp, Self Excite 1 Wire Aftermarket Design	DR	63	12	7127-SEN	
V8 5.7L 5737cc 350cid		w/AC	DR	63	12	7127-3N	7294-3N
V8 5.7L 5737cc 350cid		w/o AC	DR	63	12	7127-3N	7294-3N
V8 6.5L 396cid	1969-68	Std. Unit	DR	63	12	7122N	
V8 6.5L 6489cc 396cid		Std. Unit	DR	63	12	7122N	
V8 6.6L 6588cc 402cid	1971-70	Std. Unit	DR	63	12	7122N	
V8 6.6L 6588cc 402cid	1972	w/AC	DR	63	12	7122N	
V8 6.6L 6588cc 402cid		w/o AC	DR	63	12	7122N	
V8 6.7L 6704cc 409cid	1965-64	Std. Unit	DR	63	12	7122N	
V8 6.7L 6704cc 409cid	1962	w/Generator	DR	30	12	9005R	
V8 7.4L 454cid	1974-73	Opt. Service Unit, DR 10SI, CW, 63 Amp, Self Excite 1 Wire Aftermarket Design	DR	63	12	7127-SEN	
V8 7.4L 454cid		w/AC	DR	63	12	7127-3N	7294-3N
V8 7.4L 454cid		w/o AC	DR	63	12	7127-3N	7294-3N
V8 7.4L 7439cc 454cid		Opt. Service Unit, DR 10SI, CW, 63 Amp, Self Excite 1 Wire Aftermarket Design	DR	63	12	7127-SEN	

ALTERNATORS AND GENERATORS

ENGINE	YEAR	APPLICATION	Mfg	Amp	Volt	PART NO.	OPT. NO.
Chevrolet (Cont'd)							
K20 Pickup (Cont'd)							
V8 7.4L 7439cc 454cid	1974-73	w/AC	DR	63	12	7127-3N	7294-3N
V8 7.4L 7439cc 454cid		w/o AC	DR	63	12	7127-3N	7294-3N
V8 7.4L 7441cc 454cid		Opt. Service Unit, DR 10SI, CW, 63 Amp, Self Excite 1 Wire Aftermarket Design	DR	63	12	7127-SEN	
V8 7.4L 7441cc 454cid		w/AC	DR	63	12	7127-3N	7294-3N
V8 7.4L 7441cc 454cid		w/o AC	DR	63	12	7127-3N	7294-3N
K20 Suburban							
L6 3.8L 3769cc 230cid	1965-63	Std. Unit	DR	63	12	7122N	
L6 4.1L 250cid	1974-73	w/AC	DR	63	12	7127-9N	7294-9N
L6 4.1L 250cid		w/o AC	DR	63	12	7127-9N	7294-9N
L6 4.1L 250cid	1971-69	Std. Unit	DR	63	12	7122N	
L6 4.1L 250cid	1972	w/AC	DR	63	12	7122N	
L6 4.1L 250cid		w/o AC	DR	63	12	7122N	
L6 4.1L 250cid	1968	Std. Unit	DR	63	12	7122N	
L6 4.1L 4097cc 250cid	1974-73	w/AC	DR	63	12	7127-9N	7294-9N
L6 4.1L 4097cc 250cid		w/o AC	DR	63	12	7127-9N	7294-9N
L6 4.1L 4097cc 250cid	1971-69	Std. Unit	DR	63	12	7122N	
L6 4.1L 4097cc 250cid	1968-66	Std. Unit	DR	63	12	7122N	
L6 4.1L 4097cc 250cid	1972	w/AC	DR	63	12	7122N	
L6 4.1L 4097cc 250cid		w/o AC	DR	63	12	7122N	
L6 4.1L 4098cc 250cid	1974-73	w/AC	DR	63	12	7127-9N	7294-9N
L6 4.1L 4098cc 250cid		w/o AC	DR	63	12	7127-9N	7294-9N
L6 4.1L 4098cc 250cid	1972	w/AC	DR	63	12	7122N	
L6 4.1L 4098cc 250cid		w/o AC	DR	63	12	7122N	
L6 4.8L 292cid	1982-81	w/AC	DR	63	12	7127-9N	7294-9N
L6 4.8L 292cid	1982-76	w/o AC	DR	63	12	7127-9N	7294-9N
L6 4.8L 292cid	1979-76	w/AC	DR	63	12	7127-9N	7294-9N
L6 4.8L 292cid	1971-69	Std. Unit	DR	63	12	7122N	
L6 4.8L 292cid	1980	w/DbI Mtg. Foot (Opt HD)	DR	100	12	7157MMN	
L6 4.8L 292cid		w/Sgl Mtg. Foot, w/AC	DR	63	12	7127-9N	7294-9N
L6 4.8L 292cid	1975	w/AC	DR	63	12	7127-9N	7294-9N
L6 4.8L 292cid		w/o AC	DR	63	12	7127-9N	7294-9N
L6 4.8L 292cid	1974	VIN T, Std. w/AC	DR	63	12	7127-9N	7294-9N
L6 4.8L 292cid		VIN T, Std. w/o AC	DR	63	12	7127-9N	7294-9N
L6 4.8L 292cid	1973	w/AC	DR	63	12	7127-9N	7294-9N
L6 4.8L 292cid		w/o AC	DR	63	12	7127-9N	7294-9N
L6 4.8L 292cid	1972	w/AC	DR	63	12	7122N	
L6 4.8L 292cid		w/o AC	DR	63	12	7122N	
L6 4.8L 292cid	1968	Std. Unit	DR	63	12	7122N	
L6 4.8L 4786cc 292cid	1974	VIN T, Std. w/AC	DR	63	12	7127-9N	7294-9N
L6 4.8L 4786cc 292cid		VIN T, Std. w/o AC	DR	63	12	7127-9N	7294-9N
L6 4.8L 4786cc 292cid	1973	w/AC	DR	63	12	7127-9N	7294-9N
L6 4.8L 4786cc 292cid		w/o AC	DR	63	12	7127-9N	7294-9N
L6 4.8L 4801cc 292cid	1971-69	Std. Unit	DR	63	12	7122N	
L6 4.8L 4801cc 292cid	1968-63	Std. Unit	DR	63	12	7122N	
L6 4.8L 4801cc 292cid	1974	VIN T, Std. w/AC	DR	63	12	7127-9N	7294-9N
L6 4.8L 4801cc 292cid		VIN T, Std. w/o AC	DR	63	12	7127-9N	7294-9N
L6 4.8L 4801cc 292cid	1973	w/AC	DR	63	12	7127-9N	7294-9N
L6 4.8L 4801cc 292cid		w/o AC	DR	63	12	7127-9N	7294-9N
L6 4.8L 4801cc 292cid	1972	w/AC	DR	63	12	7122N	
L6 4.8L 4801cc 292cid		w/o AC	DR	63	12	7122N	
V8 4.6L 4638cc 283cid	1967-63	Std. Unit	DR	63	12	7122N	
V8 4.6L 4638cc 283cid	1962-61	w/Generator	DR	30	12	9005R	
V8 5.0L 305cid	1985-77	Opt. Service Unit, DR 10SI, CW, 63 Amp, Self Excite 1 Wire Aftermarket Design	DR	63	12	7127-SEN	
V8 5.0L 305cid	1978-77	w/AC	DR	63	12	7127-3N	7294-3N
V8 5.0L 305cid		w/o AC	DR	63	12	7127-3N	7294-3N
V8 5.0L 305cid	1986	37 Amp	DR	63	12	7127-3N	7294-3N
V8 5.0L 305cid		66 Amp	DR	94	12	7294-9N	
V8 5.0L 305cid		78 Amp	DR	94	12	7294-9N	
V8 5.0L 305cid	1985	66 Amp	DR	94	12	7294-3N	
V8 5.0L 305cid		78 Amp	DR	94	12	7294-3N	
V8 5.0L 305cid		Delco 42 Amp	DR	63	12	7127-3N	7294-3N
V8 5.0L 305cid		Opt. Service Unit, DR 12SI, CW, 94 Amp, Self Excite 1 Wire Aftermarket Design	DR	94	12	7294-SEN	

ALTERNATORS

ALTERNATORS AND GENERATORS

ENGINE	YEAR	APPLICATION	Mfg	Amp	Volt	PART NO.	OPT. NO.
Chevrolet (Cont'd)							
K20 Suburban (Cont'd)							
V8 5.0L 307cid	1971-69	Std. Unit	DR	63	12	7122N	
V8 5.0L 307cid	1973	w/AC	DR	63	12	7127-9N	7294-9N
V8 5.0L 307cid		w/o AC	DR	63	12	7127-9N	7294-9N
V8 5.0L 307cid	1972	w/AC	DR	63	12	7122N	
V8 5.0L 307cid		w/o AC	DR	63	12	7122N	
V8 5.0L 307cid	1968	Std. Unit	DR	63	12	7122N	
V8 5.0L 5031cc 307cid	1971-69	Std. Unit	DR	63	12	7122N	
V8 5.0L 5031cc 307cid	1973	w/AC	DR	63	12	7127-9N	7294-9N
V8 5.0L 5031cc 307cid		w/o AC	DR	63	12	7127-9N	7294-9N
V8 5.0L 5031cc 307cid	1972	w/AC	DR	63	12	7122N	
V8 5.0L 5031cc 307cid		w/o AC	DR	63	12	7122N	
V8 5.0L 5031cc 307cid	1968	Std. Unit	DR	63	12	7122N	
V8 5.4L 327cid		Std. Unit	DR	63	12	7122N	
V8 5.7L 350cid	1985-83	Opt. Service Unit, DR 12SI, CW, 94 Amp, Self Excite 1 Wire Aftermarket Design	DR	94	12	7294-SEN	
V8 5.7L 350cid		Std. w/AC	DR	94	12	7294-3N	
V8 5.7L 350cid		Std. w/o AC	DR	63	12	7127-3N	7294-3N
V8 5.7L 350cid	1985-73	Opt. Service Unit, DR 10SI, CW, 63 Amp, Self Excite 1 Wire Aftermarket Design	DR	63	12	7127-SEN	
V8 5.7L 350cid	1981-73	w/AC	DR	63	12	7127-3N	7294-3N
V8 5.7L 350cid		w/o AC	DR	63	12	7127-3N	7294-3N
V8 5.7L 350cid	1971-69	Std. Unit	DR	63	12	7122N	
V8 5.7L 350cid	1986	VIN L, Opt. w/o AC	DR	94	12	7294-9N	
V8 5.7L 350cid		VIN L, Std. w/AC	DR	94	12	7294-9N	
V8 5.7L 350cid		VIN L, Std. w/o AC	DR	63	12	7127-3N	7294-3N
V8 5.7L 350cid		VIN M, Opt. w/o AC	DR	94	12	7294-3N	
V8 5.7L 350cid		VIN M, Std. w/AC	DR	94	12	7294-3N	
V8 5.7L 350cid		VIN M, Std. w/o AC	DR	63	12	7127-3N	7294-3N
V8 5.7L 350cid	1985	Std. w/HBW	DR	94	12	7294-3N	
V8 5.7L 350cid	1982	Std. w/AC or w/HBW	DR	63	12	7127-3N	7294-3N
V8 5.7L 350cid		Std. w/o AC	DR	63	12	7127-9N	7294-9N
V8 5.7L 350cid	1981	Std. w/AC	DR	63	12	7127-9N	7294-9N
V8 5.7L 350cid	1980	w/Dbl Mtg. Foot (Opt HD)	DR	100	12	7157MN	
V8 5.7L 350cid		w/Sgl Mtg. Foot, w/AC	DR	63	12	7127-3N	7294-3N
V8 5.7L 350cid		w/Sgl Mtg. Foot, w/o AC	DR	63	12	7127-3N	7294-3N
V8 5.7L 350cid	1972	w/AC	DR	63	12	7122N	
V8 5.7L 350cid		w/o AC	DR	63	12	7122N	
V8 5.7L 5704cc 348cid	1965-64	Std. Unit	DR	63	12	7122N	
V8 5.7L 5704cc 348cid	1962-61	w/Generator	DR	30	12	9005R	
V8 5.7L 5736cc 350cid	1974-73	Opt. Service Unit, DR 10SI, CW, 63 Amp, Self Excite 1 Wire Aftermarket Design	DR	63	12	7127-SEN	
V8 5.7L 5736cc 350cid		w/AC	DR	63	12	7127-3N	7294-3N
V8 5.7L 5736cc 350cid		w/o AC	DR	63	12	7127-3N	7294-3N
V8 5.7L 5736cc 350cid	1971-69	Std. Unit	DR	63	12	7122N	
V8 5.7L 5736cc 350cid	1972	w/AC	DR	63	12	7122N	
V8 5.7L 5736cc 350cid		w/o AC	DR	63	12	7122N	
V8 5.7L 5737cc 350cid	1974	Opt. Service Unit, DR 10SI, CW, 63 Amp, Self Excite 1 Wire Aftermarket Design	DR	63	12	7127-SEN	
V8 5.7L 5737cc 350cid		w/AC	DR	63	12	7127-3N	7294-3N
V8 5.7L 5737cc 350cid		w/o AC	DR	63	12	7127-3N	7294-3N
V8 6.2L 379cid	1986-83	Diesel, Opt. 78 Amp	DR	94	12	7294-12N	
V8 6.2L 379cid		Diesel, Opt. HD, 108 AMP, 9:00 Plug Position	DR	120	12	7287-9N	
V8 6.2L 379cid		Diesel, Std. 66 Amp	DR	94	12	7294-12N	
V8 6.2L 379cid	1982	Diesel, Opt. Service Unit, DR 10SI, CW, 63 Amp, Self Excite 1 Wire Aftermarket Design	DR	63	12	7127-SEN	
V8 6.2L 379cid		Diesel, Std. Unit	DR	63	12	7127-12N	7294-12N
V8 6.5L 6489cc 396cid	1969-68	Std. Unit	DR	63	12	7122N	
V8 6.6L 400cid	1980-75	Opt. Service Unit, DR 10SI, CW, 63 Amp, Self Excite 1 Wire Aftermarket Design	DR	63	12	7127-SEN	
V8 6.6L 400cid	1979-75	w/AC	DR	63	12	7127-3N	7294-3N
V8 6.6L 400cid		w/o AC	DR	63	12	7127-3N	7294-3N
V8 6.6L 400cid	1980	w/Dbl Mtg. Foot (Opt HD)	DR	100	12	7157MN	
V8 6.6L 400cid		w/Sgl Mtg. Foot, w/AC	DR	63	12	7127-3N	7294-3N
V8 6.6L 400cid		w/Sgl Mtg. Foot, w/o AC	DR	63	12	7127-3N	7294-3N
V8 6.6L 6588cc 402cid	1971-70	Std. Unit	DR	63	12	7122N	
V8 6.6L 6588cc 402cid	1972	w/AC	DR	63	12	7122N	

ALTERNATORS AND GENERATORS

ENGINE	YEAR	APPLICATION	Mfg	Amp	Volt	PART NO.	OPT. NO.
Chevrolet (Cont'd)							
K20 Suburban (Cont'd)							
V8 6.6L 6588cc 402cid	1972	w/o AC	DR	63	12	7122N	
V8 6.7L 6704cc 409cid	1965-64	Std. Unit	DR	63	12	7122N	
V8 6.7L 6704cc 409cid	1962	w/Generator	DR	30	12	9005R	
V8 7.4L 454cid	1985-73	Opt. Service Unit, DR 10SI, CW, 63 Amp, Self Excite 1 Wire					
		Aftermarket Design	DR	63	12	7127-SEN	
V8 7.4L 454cid	1985	Federal, w/Dbl Mtg. Foot (Opt HD)	DR	100	12	7157MN	
V8 7.4L 454cid		Federal, w/Sgl Mtg. Foot, Opt. 78 Amp	DR	94	12	7294-12N	
V8 7.4L 454cid		Federal, w/Sgl Mtg. Foot, Opt. 94 Amp	DR	94	12	7294-12N	
V8 7.4L 454cid		Federal, w/Sgl Mtg. Foot, Std. 37 Amp	DR	63	12	7127-12N	7294-12N
V8 7.4L 454cid		Opt. Service Unit, DR 12SI, CW, 94 Amp, Self Excite 1 Wire					
		Aftermarket Design	DR	94	12	7294-SEN	
V8 7.4L 454cid		Optional, 78 Amp, Calif.	DR	94	12	7294-3N	
V8 7.4L 454cid		Optional, 94 Amp, Calif.	DR	94	12	7294-3N	
V8 7.4L 454cid		Standard, 37-42 Amp, Calif.	DR	63	12	7127-3N	7294-3N
V8 7.4L 454cid	1973	w/AC	DR	63	12	7127-3N	7294-3N
V8 7.4L 454cid		w/o AC	DR	63	12	7127-3N	7294-3N
V8 7.4L 7439cc 454cid	1974-73	Opt. Service Unit, DR 10SI, CW, 63 Amp, Self Excite 1 Wire					
		Aftermarket Design	DR	63	12	7127-SEN	
V8 7.4L 7439cc 454cid		w/AC	DR	63	12	7127-3N	7294-3N
V8 7.4L 7439cc 454cid		w/o AC	DR	63	12	7127-3N	7294-3N
V8 7.4L 7441cc 454cid	1973	Opt. Service Unit, DR 10SI, CW, 63 Amp, Self Excite 1 Wire					
		Aftermarket Design	DR	63	12	7127-SEN	
V8 7.4L 7441cc 454cid		w/AC	DR	63	12	7127-3N	7294-3N
V8 7.4L 7441cc 454cid		w/o AC	DR	63	12	7127-3N	7294-3N
K2500							
V6 4.3L 262cid	1995-94	Std. Unit	DR	100-105	12	8165-7N-6G	
V6 4.3L 262cid	1991-90	w/AC	DR	100-105	12	7861-7N-6G	
V6 4.3L 262cid		w/o AC	DR	100-105	12	7861-7N-6G	
V6 4.3L 262cid	1989-88	w/AC	DR	100-105	12	7861-11N-6G	
V6 4.3L 262cid		w/o AC	DR	100-105	12	7861-11N-4G	
V6 4.3L 262cid	1993	Std. Unit	DR	100-105	12	7861-7N-6G	
V6 4.3L 262cid	1992	Opt. 100 Amp	DR	100-105	12	7861-7N-6G	
V6 4.3L 262cid		Std. 85 Amp	DR	100-105	12	7861-7N-6G	
V8 5.0L 305cid	1998-97	DR CS144, IR/ EF, 124 Amp, Std.	DR	140	12	8219N	
V8 5.0L 305cid		DR CS144, IR/EF, Opt., 140 Amp	DR	140	12	8219N	
V8 5.0L 305cid		Internal Fan, Opt. 105 Amp	DR	105	12	8206N	
V8 5.0L 305cid		Internal Fan, Std. 100 Amp	DR	105	12	8206N	
V8 5.0L 305cid	1995-94	Std. 100 Amp	DR	100-105	12	8165-7N-6G	
V8 5.0L 305cid	1995-92	Opt. 124 Amp	DR	124	12	7901-2N	
V8 5.0L 305cid	1995-90	DR CS144, 120 Amp, 5S pulley	DR	120	12	7901-2N-5G	
V8 5.0L 305cid	1991-90	Opt HD	DR	124	12	7901-2N	
V8 5.0L 305cid		Std. w/AC	DR	100-105	12	7861-7N-6G	
V8 5.0L 305cid		Std. w/o AC	DR	100-105	12	7861-7N-6G	
V8 5.0L 305cid	1989-88	Std. w/AC	DR	100-105	12	7861-11N-6G	
V8 5.0L 305cid		Std. w/o AC	DR	100-105	12	7861-11N-4G	
V8 5.0L 305cid	1993	Std. 100 Amp	DR	100-105	12	7861-7N-6G	
V8 5.0L 305cid	1992	Opt. 100 Amp	DR	100-105	12	7861-7N-6G	
V8 5.0L 305cid		Std. 85 Amp	DR	100-105	12	7861-7N-6G	
V8 5.7L 350cid	2000-96	DR CS144, IR/ EF, 124 Amp, Std.	DR	140	12	8219N	
V8 5.7L 350cid		DR CS144, IR/EF, Opt., 140 Amp	DR	140	12	8219N	
V8 5.7L 350cid		Internal Fan, Opt. 105 Amp	DR	105	12	8206N	
V8 5.7L 350cid		Internal Fan, Std. 100 Amp	DR	105	12	8206N	
V8 5.7L 350cid	1995-94	Opt. 105 Amp	DR	100-105	12	8165-7N-6G	
V8 5.7L 350cid		Opt. 124 Amp	DR	124	12	7901-2N	
V8 5.7L 350cid		Std. 100 Amp	DR	100-105	12	8165-7N-6G	
V8 5.7L 350cid	1995-91	DR CS144, 120 Amp, 5S pulley	DR	120	12	7901-2N-5G	
V8 5.7L 350cid	1992-91	Opt HD, 124 Amp	DR	124	12	7901-2N	
V8 5.7L 350cid		w/AC, 105 Amp	DR	100-105	12	7861-7N-6G	
V8 5.7L 350cid	1989-88	w/AC, 100 Amp, 6-Groove Pulley	DR	100-105	12	7861-11N-6G	
V8 5.7L 350cid		w/AC, 105 Amp, 6-Groove Pulley	DR	100-105	12	7861-11N-6G	
V8 5.7L 350cid		w/o AC, 85 Amp, 4-Groove Pulley	DR	100-105	12	7861-11N-4G	
V8 5.7L 350cid	1993	w/1:00 Alt Plug, 124 Amp	DR	124	12	7901-2N	
V8 5.7L 350cid		w/7:00 Alt Plug, Opt. 105 Amp	DR	100-105	12	8165-7N-6G	
V8 5.7L 350cid		w/7:00 Alt Plug, Std. 100 Amp	DR	100-105	12	7861-7N-6G	
V8 5.7L 350cid	1992	w/o AC, Opt. 100 Amp	DR	100-105	12	7861-7N-6G	

ALTERNATORS

ALTERNATORS AND GENERATORS

ENGINE	YEAR	APPLICATION	Mfg	Amp	Volt	PART NO.	OPT. NO.
Chevrolet (Cont'd)							
K2500 (Cont'd)							
V8 5.7L 350cid	1992	w/o AC, Std. 85 Amp	DR	100-105	12	7861-7N-6G	
V8 5.7L 350cid	1991	w/AC, 100 Amp	DR	100-105	12	7861-7N-6G	
V8 5.7L 350cid		w/o AC, 85 Amp	DR	100-105	12	7861-7N-6G	
V8 5.7L 350cid	1990	Opt. w/AC, 105 Amp	DR	100-105	12	7861-7N-6G	
V8 5.7L 350cid		Std. w/AC, 100 Amp	DR	100-105	12	7861-7N-6G	
V8 5.7L 350cid		Std. w/o AC, 85 Amp	DR	100-105	12	7861-7N-6G	
V8 6.2L 379cid	1992-91	Diesel, w/AC, Opt. 105 Amp	DR	100-105	12	7861-11N-6G	
V8 6.2L 379cid	1992-88	Diesel, w/AC, Std. 100 Amp	DR	100-105	12	7861-11N-6G	
V8 6.2L 379cid		Diesel, w/o AC	DR	100-105	12	7861-11N-4G	
V8 6.2L 379cid	1993	Diesel, Opt. 105 Amp	DR	100-105	12	8165-11N	
V8 6.2L 379cid		Diesel, Std. 100 Amp	DR	100-105	12	8165-11N	
V8 6.5L 395cid	2000-98	Diesel, DR CS144, IR/ EF, 124 Amp, Std.	DR	140	12	8219N	
V8 6.5L 395cid		Diesel, DR CS144, IR/EF, Opt., 140 Amp	DR	140	12	8219N	
V8 6.5L 395cid		Diesel, Internal Fan Alt, Std. 100 Amp, Tapered Collar Pulley	DR	100	12	8227N	8206N
V8 6.5L 395cid	2000-97	Diesel, Internal Fan, Opt. 105 Amp, Std. Pulley	DR	105	12	8206N	
V8 6.5L 395cid	1994-93	Diesel, Opt. 105 Amp, w/11:00 Alt Plug	DR	100-105	12	8165-11N	
V8 6.5L 395cid	1997	Diesel, DR CS144, IR/ EF, 124 Amp	DR	140	12	8219N	
V8 6.5L 395cid		Diesel, Internal Fan Alt, Tapered Collar Pulley, Std. 100 Amp, 2nd Prod	DR	100	12	8227N	8206N
V8 6.5L 395cid		Diesel, Internal Fan, Std. 100 Amp	DR	105	12	8206N	
V8 6.5L 395cid	1995	Diesel, Std. 105 Amp	DR	100-105	12	8165-11N	
V8 6.5L 395cid	1994	Diesel, Std. 100 Amp, w/11:00 Alt Plug	DR	100-105	12	8165-11N	
V8 6.5L 395cid		Diesel, Std. 100 Amp, w/7:00 Alt Plug	DR	100-105	12	8165-7N-6G	
V8 6.5L 395cid	1992	Diesel, Std. w/o AC	DR	100-105	12	7861-11N-4G	
V8 6.5L 395cid		Diesel, w/AC, Std. 100 Amp	DR	100-105	12	7861-11N-6G	
V8 7.4L 454cid	2000-96	DR CS144, IR/ EF, 124 Amp, Std.	DR	140	12	8219N	
V8 7.4L 454cid		DR CS144, IR/EF, Opt., 140 Amp	DR	140	12	8219N	
V8 7.4L 454cid		Internal Fan, Opt. 105 Amp	DR	105	12	8206N	
V8 7.4L 454cid		Internal Fan, Std. 100 Amp	DR	105	12	8206N	
V8 7.4L 454cid	1995-94	Opt. 105 Amp	DR	100-105	12	8165-7N-6G	
V8 7.4L 454cid		Std. 100 Amp	DR	100-105	12	8165-7N-6G	
V8 7.4L 454cid	1992-91	w/AC, Opt. 105 Amp	DR	100-105	12	7802-3N	
V8 7.4L 454cid		w/AC, Std. 100 Amp	DR	100-105	12	7802-3N	
V8 7.4L 454cid	1993	w/11:00 Alt Plug, 1st Production, 124 Amp	DR	124	12	7901-11R	
V8 7.4L 454cid		w/11:00 Alt Plug, 2nd Prod, 124 Amp	DR	124	12	8214-11R	
V8 7.4L 454cid		w/3:00 Alt Plug, Opt. 105 Amp	DR	100-105	12	7802-3N	
V8 7.4L 454cid		w/3:00 Alt Plug, Std. 100 Amp	DR	100-105	12	7802-3N	
V8 7.4L 454cid	1992	Opt HD, 124 Amp	DR	124	12	7901-11R	
V8 7.4L 454cid		w/o AC, Std. 85 Amp	DR	100-105	12	7802-3N	
V8 7.4L 454cid	1991	w/o AC	DR	100-105	12	7802-3N	
K2500 Suburban							
V8 5.7L 350cid	1999-96	DR CS144, IR/ EF, 124 Amp, Std.	DR	140	12	8219N	
V8 5.7L 350cid		DR CS144, IR/EF, Opt., 140 Amp	DR	140	12	8219N	
V8 5.7L 350cid		Internal Fan, Opt. 105 Amp	DR	105	12	8206N	
V8 5.7L 350cid		Internal Fan, Std. 100 Amp	DR	105	12	8206N	
V8 5.7L 350cid	1995-94	w/7:00 Alt Plug, Opt. 105 Amp	DR	100-105	12	8165-7N-6G	
V8 5.7L 350cid		w/7:00 Alt Plug, Std. 100 Amp	DR	100-105	12	8165-7N-6G	
V8 5.7L 350cid	1995-93	w/1:00 Alt Plug, Opt. 124 Amp	DR	124	12	7901-2N	
V8 5.7L 350cid	1995-92	DR CS144, 120 Amp, 5S pulley	DR	120	12	7901-2N-5G	
V8 5.7L 350cid	1993	w/7:00 Alt Plug, Large Bearing (5-Spoke Hsg)	DR	100-105	12	8165-7N-6G	
V8 5.7L 350cid		w/7:00 Alt Plug, Small Bearing (3-Spoke Hsg)	DR	100-105	12	7861-7N-6G	
V8 5.7L 350cid	1992	Opt HD, 124 Amp	DR	124	12	7901-2N	
V8 5.7L 350cid		w/AC, 100 Amp	DR	100-105	12	7861-7N-6G	
V8 5.7L 350cid		w/AC, 105 Amp	DR	100-105	12	7861-7N-6G	
V8 5.7L 350cid		w/o AC, 85 Amp	DR	100-105	12	7861-7N-6G	
V8 6.5L 395cid	1999-98	Diesel, DR CS144, IR/ EF, 124 Amp, Std.	DR	140	12	8219N	
V8 6.5L 395cid		Diesel, DR CS144, IR/EF, Opt., 140 Amp	DR	140	12	8219N	
V8 6.5L 395cid	1999-96	Diesel, Internal Fan Alt, Opt. 105 Amp, Standard Pulley	DR	105	12	8206N	
V8 6.5L 395cid		Diesel, Internal Fan Alt, Std. 100 Amp, Tapered Collar Pulley	DR	100	12	8227N	8206N
V8 6.5L 395cid	1997-96	Diesel, DR CS144, IR/ EF, 124 Amp	DR	140	12	8219N	
V8 6.5L 395cid		Diesel, Internal Fan, Std. 100 Amp	DR	105	12	8206N	
V8 6.5L 395cid	1995-94	Diesel, Opt. 105 Amp	DR	100-105	12	8165-11N	
V8 6.5L 395cid		Diesel, Std. 100 Amp	DR	100-105	12	8165-11N	
V8 7.4L 454cid	1999-96	DR CS144, IR/ EF, 124 Amp, Std.	DR	140	12	8219N	
V8 7.4L 454cid		DR CS144, IR/EF, Opt., 140 Amp	DR	140	12	8219N	

ALTERNATORS AND GENERATORS

ENGINE	YEAR	APPLICATION	Mfg	Amp	Volt	PART NO.	OPT. NO.
Chevrolet (Cont'd)							
K2500 Suburban (Cont'd)							
V8 7.4L 454cid	1999-96	Internal Fan, Opt. 105 Amp	DR	105	12	8206N	
V8 7.4L 454cid		Internal Fan, Std. 100 Amp	DR	105	12	8206N	
V8 7.4L 454cid	1995-94	Opt. 105 Amp	DR	100-105	12	8165-7N-6G	
V8 7.4L 454cid		Std. 100 Amp	DR	100-105	12	8165-7N-6G	
V8 7.4L 454cid	1993	w/11:00 Alt Plug, 124 Amp, 2nd Prod	DR	124	12	8214-11R	
V8 7.4L 454cid		w/11:00 Alt Plug, 1st Production, 124 Amp	DR	124	12	7901-11R	
V8 7.4L 454cid		w/3:00 Alt Plug, Opt. 105 Amp	DR	100-105	12	7802-3N	
V8 7.4L 454cid		w/3:00 Alt Plug, Std. 100 Amp	DR	100-105	12	7802-3N	
V8 7.4L 454cid	1992	Opt HD, 124 Amp	DR	124	12	7901-11R	
V8 7.4L 454cid		Opt. w/AC, 105 Amp	DR	100-105	12	7802-3N	
V8 7.4L 454cid		Std. w/AC, 100 Amp	DR	100-105	12	7802-3N	
V8 7.4L 454cid		Std. w/o AC, 85 Amp	DR	100-105	12	7802-3N	
K30							
L6 4.8L 292cid	1986-83	Std. w/AC	DR	94	12	7294-9N	
L6 4.8L 292cid		Std. w/o AC	DR	63	12	7127-9N	7294-9N
L6 4.8L 292cid	1982-81	w/AC	DR	63	12	7127-9N	7294-9N
L6 4.8L 292cid	1982-77	w/o AC	DR	63	12	7127-9N	7294-9N
L6 4.8L 292cid	1979-77	w/AC	DR	63	12	7127-9N	7294-9N
L6 4.8L 292cid	1980	w/DbI Mtg. Foot	DR	100	12	7157MMN	
L6 4.8L 292cid		w/Sgl Mtg. Foot, w/AC	DR	63	12	7127-9N	7294-9N
V8 5.7L 350cid	1985-83	Opt. Service Unit, DR 12SI, CW, 94 Amp, Self Excite 1 Wire Aftermarket Design	DR	94	12	7294-SEN	
V8 5.7L 350cid		Opt. w/AC	DR	94	12	7294-3N	
V8 5.7L 350cid		Std. w/AC	DR	94	12	7294-3N	
V8 5.7L 350cid		Std. w/o AC	DR	63	12	7127-3N	7294-3N
V8 5.7L 350cid	1985-77	Opt. Service Unit, DR 10SI, CW, 63 Amp, Self Excite 1 Wire Aftermarket Design	DR	63	12	7127-SEN	
V8 5.7L 350cid	1982-81	w/o AC	DR	63	12	7127-9N	7294-9N
V8 5.7L 350cid		w/o AC, w/3:00 Alt Plug	DR	63	12	7127-3N	7294-3N
V8 5.7L 350cid	1982-77	w/AC	DR	63	12	7127-3N	7294-3N
V8 5.7L 350cid	1979-77	w/o AC	DR	63	12	7127-3N	7294-3N
V8 5.7L 350cid	1986	VIN L, Opt. w/o AC	DR	94	12	7294-9N	
V8 5.7L 350cid		VIN L, Std. w/AC	DR	94	12	7294-9N	
V8 5.7L 350cid		VIN L, Std. w/o AC	DR	63	12	7127-3N	7294-3N
V8 5.7L 350cid		VIN M, Opt. w/o AC	DR	94	12	7294-3N	
V8 5.7L 350cid		VIN M, Std. w/AC	DR	94	12	7294-3N	
V8 5.7L 350cid		VIN M, Std. w/o AC	DR	63	12	7127-3N	7294-3N
V8 5.7L 350cid	1981	Std. w/AC	DR	63	12	7127-9N	7294-9N
V8 5.7L 350cid	1980	w/DbI Mtg. Foot (Opt HD)	DR	100	12	7157MMN	
V8 5.7L 350cid		w/Sgl Mtg. Foot, w/AC	DR	63	12	7127-3N	7294-3N
V8 5.7L 350cid		w/Sgl Mtg. Foot, w/o AC	DR	63	12	7127-3N	7294-3N
V8 6.2L 379cid	1986-83	Diesel, Opt	DR	94	12	7294-12N	
V8 6.2L 379cid		Diesel, Opt. HD, 108 AMP, 9:00 Plug Position	DR	120	12	7287-9N	
V8 6.2L 379cid	1982	Diesel, Std. Unit	DR	94	12	7294-12N	
V8 6.2L 379cid		Diesel, Opt. Service Unit, DR 10SI, CW, 63 Amp, Self Excite 1 Wire Aftermarket Design	DR	63	12	7127-SEN	
V8 6.2L 379cid		Diesel, Std. Unit	DR	63	12	7127-12N	7294-12N
V8 6.6L 400cid	1980-77	Opt. Service Unit, DR 10SI, CW, 63 Amp, Self Excite 1 Wire Aftermarket Design	DR	63	12	7127-SEN	
V8 6.6L 400cid	1979-77	w/AC	DR	63	12	7127-3N	7294-3N
V8 6.6L 400cid		w/o AC	DR	63	12	7127-3N	7294-3N
V8 6.6L 400cid	1980	w/DbI Mtg. Foot (Opt HD)	DR	100	12	7157MMN	
V8 6.6L 400cid		w/Sgl Mtg. Foot, w/AC	DR	63	12	7127-3N	7294-3N
V8 6.6L 400cid		w/Sgl Mtg. Foot, w/o AC	DR	63	12	7127-3N	7294-3N
V8 7.4L 454cid	1985-83	Opt. Service Unit, DR 12SI, CW, 94 Amp, Self Excite 1 Wire Aftermarket Design	DR	94	12	7294-SEN	
V8 7.4L 454cid	1985-77	Opt. Service Unit, DR 10SI, CW, 63 Amp, Self Excite 1 Wire Aftermarket Design	DR	63	12	7127-SEN	
V8 7.4L 454cid	1984-83	Std. w/AC	DR	94	12	7294-3N	
V8 7.4L 454cid		Std. w/o AC	DR	63	12	7127-3N	7294-3N
V8 7.4L 454cid	1982-80	w/DbI Mtg. Foot (Opt HD)	DR	100	12	7157MMN	
V8 7.4L 454cid		w/Sgl Mtg. Foot, w/AC	DR	63	12	7127-3N	7294-3N
V8 7.4L 454cid		w/Sgl Mtg. Foot, w/o AC	DR	63	12	7127-3N	7294-3N
V8 7.4L 454cid	1986	Opt. 94 Amp	DR	94	12	7294-12N	
V8 7.4L 454cid		Std. 37-42 Amp	DR	63	12	7127-12N	7294-12N

ALTERNATORS

ALTERNATORS AND GENERATORS

ENGINE	YEAR	APPLICATION	Mfg	Amp	Volt	PART NO.	OPT. NO.
Chevrolet (Cont'd)							
K30 (Cont'd)							
V8 7.4L 454cid	1985	Federal, w/DbI Mtg. Foot (Opt HD)	DR	100	12	7157MN	
V8 7.4L 454cid		Federal, w/Sgl Mtg. Foot, Opt. 78 Amp	DR	94	12	7294-12N	
V8 7.4L 454cid		Federal, w/Sgl Mtg. Foot, Opt. 94 Amp	DR	94	12	7294-12N	
V8 7.4L 454cid		Federal, w/Sgl Mtg. Foot, Std. 37-42 Amp	DR	63	12	7127-12N	7294-12N
V8 7.4L 454cid		Optional, 78 Amp, Calif.	DR	94	12	7294-3N	
V8 7.4L 454cid		Optional, 94 Amp, Calif.	DR	94	12	7294-3N	
V8 7.4L 454cid		Standard, 37-42 Amp, Calif.	DR	63	12	7127-3N	7294-3N
V8 7.4L 454cid	1984	Opt. w/AC	DR	94	12	7294-3N	
V8 7.4L 454cid	1977	w/AC	DR	63	12	7127-3N	7294-3N
V8 7.4L 454cid		w/o AC	DR	63	12	7127-3N	7294-3N
K30 Pickup							
L6 4.1L 250cid	1974-73	w/AC	DR	63	12	7127-9N	7294-9N
L6 4.1L 250cid		w/o AC	DR	63	12	7127-9N	7294-9N
L6 4.1L 250cid	1971-69	Std. Unit	DR	63	12	7122N	
L6 4.1L 250cid	1972	w/AC	DR	63	12	7122N	
L6 4.1L 250cid		w/o AC	DR	63	12	7122N	
L6 4.1L 250cid	1968	Std. Unit	DR	63	12	7122N	
L6 4.1L 4097cc 250cid	1974-73	w/AC	DR	63	12	7127-9N	7294-9N
L6 4.1L 4097cc 250cid		w/o AC	DR	63	12	7127-9N	7294-9N
L6 4.1L 4097cc 250cid	1971-69	Std. Unit	DR	63	12	7122N	
L6 4.1L 4097cc 250cid	1972	w/AC	DR	63	12	7122N	
L6 4.1L 4097cc 250cid		w/o AC	DR	63	12	7122N	
L6 4.1L 4097cc 250cid	1968	Std. Unit	DR	63	12	7122N	
L6 4.1L 4098cc 250cid	1974-73	w/AC	DR	63	12	7127-9N	7294-9N
L6 4.1L 4098cc 250cid		w/o AC	DR	63	12	7127-9N	7294-9N
L6 4.1L 4098cc 250cid	1972	w/AC	DR	63	12	7122N	
L6 4.1L 4098cc 250cid		w/o AC	DR	63	12	7122N	
L6 4.8L 292cid	1974-73	w/AC	DR	63	12	7127-9N	7294-9N
L6 4.8L 292cid		w/o AC	DR	63	12	7127-9N	7294-9N
L6 4.8L 292cid	1971-69	Std. Unit	DR	63	12	7122N	
L6 4.8L 292cid	1972	w/AC	DR	63	12	7122N	
L6 4.8L 292cid		w/o AC	DR	63	12	7122N	
L6 4.8L 292cid	1968	Std. Unit	DR	63	12	7122N	
L6 4.8L 4786cc 292cid	1974-73	w/AC	DR	63	12	7127-9N	7294-9N
L6 4.8L 4786cc 292cid		w/o AC	DR	63	12	7127-9N	7294-9N
L6 4.8L 4801cc 292cid		w/AC	DR	63	12	7127-9N	7294-9N
L6 4.8L 4801cc 292cid		w/o AC	DR	63	12	7127-9N	7294-9N
L6 4.8L 4801cc 292cid	1971-69	Std. Unit	DR	63	12	7122N	
L6 4.8L 4801cc 292cid	1972	w/AC	DR	63	12	7122N	
L6 4.8L 4801cc 292cid		w/o AC	DR	63	12	7122N	
L6 4.8L 4801cc 292cid	1968	Std. Unit	DR	63	12	7122N	
V8 5.0L 307cid	1971-69	Std. Unit	DR	63	12	7122N	
V8 5.0L 307cid	1973	w/AC	DR	63	12	7127-9N	7294-9N
V8 5.0L 307cid		w/o AC	DR	63	12	7127-9N	7294-9N
V8 5.0L 307cid	1972	w/AC	DR	63	12	7122N	
V8 5.0L 307cid		w/o AC	DR	63	12	7122N	
V8 5.0L 307cid	1968	Std. Unit	DR	63	12	7122N	
V8 5.0L 5031cc 307cid	1971-69	Std. Unit	DR	63	12	7122N	
V8 5.0L 5031cc 307cid	1973	w/AC	DR	63	12	7127-9N	7294-9N
V8 5.0L 5031cc 307cid		w/o AC	DR	63	12	7127-9N	7294-9N
V8 5.0L 5031cc 307cid	1972	w/AC	DR	63	12	7122N	
V8 5.0L 5031cc 307cid		w/o AC	DR	63	12	7122N	
V8 5.0L 5031cc 307cid	1968	Std. Unit	DR	63	12	7122N	
V8 5.4L 327cid		Std. Unit	DR	63	12	7122N	
V8 5.7L 350cid	1974-73	Opt. Service Unit, DR 10SI, CW, 63 Amp, Self Excite 1 Wire Aftermarket Design	DR	63	12	7127-SEN	
V8 5.7L 350cid		w/AC	DR	63	12	7127-3N	7294-3N
V8 5.7L 350cid		w/o AC	DR	63	12	7127-3N	7294-3N
V8 5.7L 350cid	1971-69	Std. Unit	DR	63	12	7122N	
V8 5.7L 350cid	1972	w/AC	DR	63	12	7122N	
V8 5.7L 350cid		w/o AC	DR	63	12	7122N	
V8 5.7L 5736cc 350cid	1974-73	Opt. Service Unit, DR 10SI, CW, 63 Amp, Self Excite 1 Wire Aftermarket Design	DR	63	12	7127-SEN	
V8 5.7L 5736cc 350cid		w/AC	DR	63	12	7127-3N	7294-3N
V8 5.7L 5736cc 350cid		w/o AC	DR	63	12	7127-3N	7294-3N

ALTERNATORS AND GENERATORS

ENGINE	YEAR	APPLICATION	Mfg	Amp	Volt	PART NO.	OPT. NO.
Chevrolet (Cont'd)							
K30 Pickup (Cont'd)							
V8 5.7L 5736cc 350cid	1971-69	Std. Unit	DR	63	12	7122N	
V8 5.7L 5736cc 350cid	1972	w/AC	DR	63	12	7122N	
V8 5.7L 5736cc 350cid		w/o AC	DR	63	12	7122N	
V8 5.7L 5737cc 350cid	1974	Opt. Service Unit, DR 10SI, CW, 63 Amp, Self Excite 1 Wire Aftermarket Design	DR	63	12	7127-SEN	
V8 5.7L 5737cc 350cid		w/AC	DR	63	12	7127-3N	7294-3N
V8 5.7L 5737cc 350cid		w/o AC	DR	63	12	7127-3N	7294-3N
V8 6.5L 396cid	1969-68	Std. Unit	DR	63	12	7122N	
V8 6.5L 6489cc 396cid		Std. Unit	DR	63	12	7122N	
V8 6.6L 402cid	1971-70	Std. Unit	DR	63	12	7122N	
V8 6.6L 6588cc 402cid		Std. Unit	DR	63	12	7122N	
V8 6.6L 6588cc 402cid	1972	w/AC	DR	63	12	7122N	
V8 6.6L 6588cc 402cid		w/o AC	DR	63	12	7122N	
V8 7.4L 454cid	1974-73	Opt. Service Unit, DR 10SI, CW, 63 Amp, Self Excite 1 Wire Aftermarket Design	DR	63	12	7127-SEN	
V8 7.4L 454cid		w/AC	DR	63	12	7127-3N	7294-3N
V8 7.4L 454cid		w/o AC	DR	63	12	7127-3N	7294-3N
V8 7.4L 7439cc 454cid		Opt. Service Unit, DR 10SI, CW, 63 Amp, Self Excite 1 Wire Aftermarket Design	DR	63	12	7127-SEN	
V8 7.4L 7439cc 454cid		w/AC	DR	63	12	7127-3N	7294-3N
V8 7.4L 7439cc 454cid		w/o AC	DR	63	12	7127-3N	7294-3N
V8 7.4L 7441cc 454cid		Opt. Service Unit, DR 10SI, CW, 63 Amp, Self Excite 1 Wire Aftermarket Design	DR	63	12	7127-SEN	
V8 7.4L 7441cc 454cid		w/AC	DR	63	12	7127-3N	7294-3N
V8 7.4L 7441cc 454cid		w/o AC	DR	63	12	7127-3N	7294-3N
K3500							
V8 5.7L 350cid	2000-96	DR CS144, IR/ EF, 124 Amp, Std.	DR	140	12	8219N	
V8 5.7L 350cid		DR CS144, IR/EF, Opt., 140 Amp	DR	140	12	8219N	
V8 5.7L 350cid		Internal Fan, Opt. 105 Amp	DR	105	12	8206N	
V8 5.7L 350cid		Internal Fan, Std. 100 Amp	DR	105	12	8206N	
V8 5.7L 350cid	1995-94	Opt. 105 Amp	DR	100-105	12	8165-7N-6G	
V8 5.7L 350cid		Opt. 124 Amp	DR	124	12	7901-2N	
V8 5.7L 350cid		Std. 100 Amp	DR	100-105	12	8165-7N-6G	
V8 5.7L 350cid	1995-91	DR CS144, 120 Amp, 5S pulley	DR	120	12	7901-2N-5G	
V8 5.7L 350cid	1992-91	Opt HD, 124 Amp	DR	124	12	7901-2N	
V8 5.7L 350cid		w/AC, 105 Amp	DR	100-105	12	7861-7N-6G	
V8 5.7L 350cid	1989-88	w/AC, 100 Amp, 6-Groove Pulley	DR	100-105	12	7861-11N-6G	
V8 5.7L 350cid		w/AC, 105 Amp, 6-Groove Pulley	DR	100-105	12	7861-11N-6G	
V8 5.7L 350cid		w/o AC, 85 Amp, 4-Groove Pulley	DR	100-105	12	7861-11N-4G	
V8 5.7L 350cid	1993	w/1:00 Alt Plug, 124 Amp	DR	124	12	7901-2N	
V8 5.7L 350cid		w/7:00 Alt Plug, Opt. 105 Amp	DR	100-105	12	8165-7N-6G	
V8 5.7L 350cid		w/7:00 Alt Plug, Std. 100 Amp	DR	100-105	12	7861-7N-6G	
V8 5.7L 350cid	1992	w/o AC, Opt. 100 Amp	DR	100-105	12	7861-7N-6G	
V8 5.7L 350cid		w/o AC, Std. 85 Amp	DR	100-105	12	7861-7N-6G	
V8 5.7L 350cid	1991	w/AC, 100 Amp	DR	100-105	12	7861-7N-6G	
V8 5.7L 350cid		w/o AC, 85 Amp	DR	100-105	12	7861-7N-6G	
V8 5.7L 350cid	1990	Opt. w/AC, 105 Amp	DR	100-105	12	7861-7N-6G	
V8 5.7L 350cid		Std. w/AC, 100 Amp	DR	100-105	12	7861-7N-6G	
V8 5.7L 350cid		Std. w/o AC, 85 Amp	DR	100-105	12	7861-7N-6G	
V8 6.2L 379cid	1992-91	Diesel, w/AC, Opt. 105 Amp	DR	100-105	12	7861-11N-6G	
V8 6.2L 379cid	1992-88	Diesel, w/AC, Std. 100 Amp	DR	100-105	12	7861-11N-6G	
V8 6.2L 379cid		Diesel, w/o AC	DR	100-105	12	7861-11N-4G	
V8 6.2L 379cid	1993	Diesel, Opt. 105 Amp	DR	100-105	12	8165-11N	
V8 6.2L 379cid		Diesel, Std. 100 Amp	DR	100-105	12	8165-11N	
V8 6.5L 395cid	2000-98	Diesel, DR CS144, IR/ EF, 124 Amp, Std.	DR	140	12	8219N	
V8 6.5L 395cid		Diesel, DR CS144, IR/EF, Opt., 140 Amp	DR	140	12	8219N	
V8 6.5L 395cid		Diesel, Internal Fan Alt, Std. 100 Amp, Tapered Collar Pulley	DR	100	12	8227N	8206N
V8 6.5L 395cid	2000-97	Diesel, Internal Fan, Opt. 105 Amp, Std. Pulley	DR	105	12	8206N	
V8 6.5L 395cid	1994-93	Diesel, Opt. 105 Amp, w/11:00 Alt Plug	DR	100-105	12	8165-11N	
V8 6.5L 395cid	1997	Diesel, DR CS144, IR/ EF, 124 Amp	DR	140	12	8219N	
V8 6.5L 395cid		Diesel, Internal Fan Alt, Tapered Collar Pulley, Std. 100 Amp, 2nd Prod	DR	100	12	8227N	8206N
V8 6.5L 395cid		Diesel, Internal Fan, Std. 100 Amp	DR	105	12	8206N	
V8 6.5L 395cid	1995	Diesel, Std. 105 Amp	DR	100-105	12	8165-11N	
V8 6.5L 395cid	1994	Diesel, Std. 100 Amp, w/11:00 Alt Plug	DR	100-105	12	8165-11N	

ALTERNATORS

ALTERNATORS AND GENERATORS

ENGINE	YEAR	APPLICATION	Mfg	Amp	Volt	PART NO.	OPT. NO.
Chevrolet (Cont'd)							
K3500 (Cont'd)							
V8 6.5L 395cid	1994	Diesel, Std. 100 Amp, w/7:00 Alt Plug	DR	100-105	12	8165-7N-6G	
V8 6.5L 395cid	1992	Diesel, Std. w/o AC	DR	100-105	12	7861-11N-4G	
V8 6.5L 395cid		Diesel, w/AC, Std. 100 Amp	DR	100-105	12	7861-11N-6G	
V8 7.4L 454cid	2000-96	DR CS144, IR/ EF, 124 Amp, Std.	DR	140	12	8219N	
V8 7.4L 454cid		DR CS144, IR/EF, Opt., 140 Amp	DR	140	12	8219N	
V8 7.4L 454cid		Internal Fan, Opt. 105 Amp	DR	105	12	8206N	
V8 7.4L 454cid		Internal Fan, Std. 100 Amp	DR	105	12	8206N	
V8 7.4L 454cid	1995-94	Opt. 105 Amp	DR	100-105	12	8165-7N-6G	
V8 7.4L 454cid		Std. 100 Amp	DR	100-105	12	8165-7N-6G	
V8 7.4L 454cid	1992-88	w/AC, Opt. 105 Amp	DR	100-105	12	7802-3N	
V8 7.4L 454cid		w/AC, Std. 100 Amp	DR	100-105	12	7802-3N	
V8 7.4L 454cid	1991-88	w/o AC	DR	100-105	12	7802-3N	
V8 7.4L 454cid	1993	w/11:00 Alt Plug, 1st Production, 124 Amp	DR	124	12	7901-11R	
V8 7.4L 454cid		w/11:00 Alt Plug, 2nd Prod, 124 Amp	DR	124	12	8214-11R	
V8 7.4L 454cid		w/3:00 Alt Plug, Opt. 105 Amp	DR	100-105	12	7802-3N	
V8 7.4L 454cid		w/3:00 Alt Plug, Std. 100 Amp	DR	100-105	12	7802-3N	
V8 7.4L 454cid	1992	Opt HD, 124 Amp	DR	124	12	7901-11R	
V8 7.4L 454cid		w/o AC, Std. 85 Amp	DR	100-105	12	7802-3N	
Kodiak							
Caterpillar 3208	1990-82	Opt. Delco 30SI / 90 Amp	DR	90	12	7262N	
Caterpillar 3208	1989-82	Std. Unit	DR	80	12	7138N	7850N
Caterpillar 3208	1990	Opt. w/Air Brakes	DR	80	12	7138N	7850N
GM 4.8L (292) L6 Gas	1988-84	w/108 Amp	DR	120	12	7287-9N	
GM 4.8L (292) L6 Gas		w/56 Amp	DR	94	12	7294-9N	
GM 4.8L (292) L6 Gas	1988-82	w/42 Amp Int. Reg.	DR	63	12	7127-9N	7294-9N
GM 4.8L (292) L6 Gas		w/70 Amp	DR	85	12	7134-9N	
GM 4.8L (292) L6 Gas		w/80 Amp	DR	100	12	7157MN	
GM 4.8L (292) L6 Gas	1983-82	w/66 Amp	DR	94	12	7294-9N	
GM 5.7L (350) V8 Gas	1990-84	w/108 Amp	DR	120	12	7287-9N	
GM 5.7L (350) V8 Gas	1990-82	w/70 Amp	DR	85	12	7134-9N	
GM 5.7L (350) V8 Gas	1989-82	w/42 Amp Int. Reg.	DR	63	12	7127-9N	7294-9N
GM 5.7L (350) V8 Gas	1986-84	w/56 Amp	DR	94	12	7294-9N	
GM 5.7L (350) V8 Gas	1986-82	w/80 Amp	DR	100	12	7157MN	
GM 5.7L (350) V8 Gas	1989	w/108 Amp	DR	120	12	7287-12N	
GM 5.7L (350) V8 Gas		w/42 Amp	DR	63	12	7127-3N	7294-3N
GM 5.7L (350) V8 Gas	1983	w/66 Amp	DR	94	12	7294-9N	
GM 5.7L (350) V8 Gas	1982	w/63 Amp	DR	63	12	7127-9N	7294-9N
GM 6.0L (366) V8 Gas	1989-82	w/70 Amp	DR	85	12	7134-9N	
GM 6.0L (366) V8 Gas	1988-84	w/108 Amp	DR	120	12	7287-9N	
GM 6.0L (366) V8 Gas	1988-82	w/42 Amp Int. Reg.	DR	63	12	7127-9N	7294-9N
GM 6.0L (366) V8 Gas	1986-84	w/56 Amp	DR	94	12	7294-9N	
GM 6.0L (366) V8 Gas	1986-82	w/80 Amp	DR	100	12	7157MN	
GM 6.0L (366) V8 Gas	1989	w/108 Amp	DR	120	12	7287-12N	
GM 6.0L (366) V8 Gas		w/42 Amp	DR	63	12	7127-3N	7294-3N
GM 6.0L (366) V8 Gas	1983	w/66 Amp	DR	94	12	7294-9N	
GM 6.0L (366) V8 Gas	1982	w/63 Amp	DR	63	12	7127-9N	7294-9N
GM 7.0L (427) V8 Gas	1989-82	w/70 Amp	DR	85	12	7134-9N	
GM 7.0L (427) V8 Gas	1988-84	w/108 Amp	DR	120	12	7287-9N	
GM 7.0L (427) V8 Gas	1988-82	w/42 Amp Int. Reg.	DR	63	12	7127-9N	7294-9N
GM 7.0L (427) V8 Gas	1986-84	w/56 Amp	DR	94	12	7294-9N	
GM 7.0L (427) V8 Gas	1986-82	w/80 Amp	DR	100	12	7157MN	
GM 7.0L (427) V8 Gas	1989	w/108 Amp	DR	120	12	7287-12N	
GM 7.0L (427) V8 Gas		w/42 Amp	DR	63	12	7127-3N	7294-3N
GM 7.0L (427) V8 Gas	1983	w/66 Amp	DR	94	12	7294-9N	
GM 7.0L (427) V8 Gas	1982	w/63 Amp	DR	63	12	7127-9N	7294-9N
GM 7.4L (454) V8 Gas	1989-82	w/70 Amp	DR	85	12	7134-9N	
GM 7.4L (454) V8 Gas	1988-83	w/108 Amp	DR	120	12	7287-9N	
GM 7.4L (454) V8 Gas	1988-82	w/42 Amp Int. Reg.	DR	63	12	7127-9N	7294-9N
GM 7.4L (454) V8 Gas	1986-83	w/56 Amp	DR	94	12	7294-9N	
GM 7.4L (454) V8 Gas	1986-82	w/80 Amp	DR	100	12	7157MN	
GM 7.4L (454) V8 Gas	1989	w/108 Amp	DR	120	12	7287-12N	
GM 7.4L (454) V8 Gas		w/42 Amp	DR	63	12	7127-3N	7294-3N
GM 7.4L (454) V8 Gas	1982	w/63 Amp	DR	63	12	7127-9N	7294-9N
Kodiak C8500							
Caterpillar 3116	2002-94	Bosch Replacement Unit, 160 Amp, 3 Mounting Ears	BO	160	12	12490N	12715N

ALTERNATORS AND GENERATORS

ENGINE	YEAR	APPLICATION	Mfg	Amp	Volt	PART NO.	OPT. NO.
Chevrolet (Cont'd)							
Kodiak C8500 (Cont'd)							
Caterpillar 3116	2002-94	Bosch Replacement Unit, 200 Amp	BO	200	12	12715N	
Caterpillar 3116		DR 21SI, 130 Amp	DR	130	12	7971N	
Caterpillar 3116		DR 21SI, 160 Amp	DR	160	12	8028N	
Caterpillar 3116	1993-91	160 Amp	DR	160	12	8028N	
Caterpillar 3116	1993-90	Delco 21SI, 130 Amp Series	DR	130	12	7971N	
Caterpillar 3116		DR 20SI, 60 Amp	DR	60	12	7266N	
Caterpillar 3116		w/100 Amp	DR	130	12	7971N	
Caterpillar 3126	2002-98	Bosch Replacement Unit, 200 Amp	BO	200	12	12715N	
Caterpillar 3126		DR 21SI, 130 Amp	DR	130	12	7971N	
Caterpillar 3126		DR 21SI, 160 Amp	DR	160	12	8028N	
Caterpillar 3126	1999-94	Bosch Replacement Unit, 160 Amp, 3 Mounting Ears	BO	160	12	12490N	12715N
Caterpillar C7	2002-97	Bosch Replacement Unit, 160 Amp, 3 Mounting Ears	BO	160	12	12490N	12715N
Caterpillar C7		DR 21SI, 130 Amp	DR	130	12	7971N	
Caterpillar C-7	2006-03	DR 22SI Quad Pad Mt., 130 Amp	DR	130	12	8364N	8707N
Caterpillar C-7	2005-03	DR 22SI Quad Pad Mt., 100 Amp	DR	130	12	8364N	8707N
Caterpillar C-7	2002-97	Bosch Replacement Unit, 200 Amp	BO	200	12	12715N	
Caterpillar C-7		DR 21SI, 160 Amp	DR	160	12	8028N	
DD 8.2L (N, T)	1990-89	Opt. Delco 30SI / 90 Amp	DR	90	12	7262N	
DD 8.2L (N, T)		w/60 Amp Opt. 20SI	DR	60	12	7266N	
GM 6.0L (366) V8 Gas	1998-91	DR CS144 IR/ EF, 145 Amp	DR	145	12	7684N	
GM 6.0L (366) V8 Gas	1990	w/108 Amp (Carb.)	DR	120	12	7287-9N	
GM 6.0L (366) V8 Gas		w/120 Amp (TBI) 9:00 Plug Position	DR	120	12	7287-9N	
GM 6.0L (366) V8 Gas		w/42 Amp (Carb.)	DR	63	12	7127-9N	7294-9N
GM 6.0L (366) V8 Gas		w/70 Amp (Carb.)	DR	85	12	7134-9N	
GM 6.0L (366) V8 Gas		w/70 Amp (TBI)	DR	85	12	7134-9N	
GM 6.0L (366) V8 Gas		w/85 Amp (TBI)	DR	100-105	12	7960N	
GM 7.0L (427) V8 Gas	1998-91	DR CS144 IR/ EF, 145 Amp	DR	145	12	7684N	
GM 7.0L (427) V8 Gas	1990	w/108 Amp (Carb.)	DR	120	12	7287-9N	
GM 7.0L (427) V8 Gas		w/42 Amp (Carb.)	DR	63	12	7127-9N	7294-9N
GM 7.0L (427) V8 Gas		w/70 Amp (Carb.)	DR	85	12	7134-9N	
GM 7.0L (427) V8 Gas		w/85 Amp (TBI)	DR	100-105	12	7960N	
GM 7.4L (454) V8 Gas	2000-99	DR CS144 IR/ EF, 145 Amp	DR	145	12	7684N	
GM 7.8L (476) Diesel	2006-03	DR 22SI Quad Pad Mt., 130 Amp	DR	130	12	8364N	8707N
GM 7.8L (476) Diesel	2005-03	DR 22SI Quad Pad Mt., 100 Amp	DR	130	12	8364N	8707N
GM 8.1L (496) V8 Gas		Delco AD230, 105 Amp, Reg. 9:00	DR	105	12	8490-9N	
GM 8.1L (496) V8 Gas	2002-01	Delco AD230, 105 Amp	DR	105	12	8490-9N	
GM 8.1L (496) V8 Gas		Delco AD244, 130 Amp	DR	130	12	8492-9N	
LLV							
L4 2.2L 2190cc 134cid	1995-94	(Postal Vehicle)	DR	100	12	8160-7N	
MB60							
GMC Toro-Flo D-478	1969-67	All Models (Opt.)	DR	63	12	7122N	
GMC Toro-Flo D-478		All Models (Std.)	DR	63	12	7122N	
MB90							
Cummins V8-903	1974-72	Std. Unit	DR	75	12	7255N	8066N
MC90							
Cummins NTC Eng.	1978-77	Opt. Delco 30SI / 90 Amp	DR	90	12	7262N	
Cummins NTC Eng.		Optional	DR	80	12	7138N	7850N
Cummins NTC Eng.	1978-71	Std. Unit	DR	75	12	7255N	8066N
Cummins NTC-335	1972-71	Std. Unit	DR	75	12	7255N	8066N
Cummins NTC-350	1974-73	Std. Unit	DR	75	12	7255N	8066N
ME Series							
GM 6.0L (366) V8 Gas	1978-76	w/80 Amp	DR	100	12	7157MN	
GM 7.0L (427) V8 Gas	1978-73	w/80 Amp	DR	100	12	7157MN	
GM 7.0L (427) V8 Gas	1972-71	Opt. Unit	DR	63	12	7127-9N	7294-9N
GM 7.0L (427) V8 Gas		w/42 Amp Int. Reg.	DR	63	12	7127-9N	7294-9N
MH90							
DD 8V-71 (N, NE, T)	1978-77	Opt. Delco 30SI / 90 Amp	DR	90	12	7262N	
DD 8V-71 (N, NE, T)		Opt. Unit	DR	80	12	7138N	7850N
DD 8V-71 (N, NE, T)		Optional	DR	80	12	7138N	7850N
DD 8V-71 (N, NE, T)		Std. Unit	DR	75	12	7255N	8066N
DD 8V-71 (N, NE, T)	1976-74	Standard	DR	80	12	7138N	7850N
DD 8V-71 (N, NE, T)		Std. Unit	DR	80	12	7138N	7850N
DD 8V-71 (N, NE, T)	1970-69	Opt. Unit	DR	75	12	7255N	8066N

ALTERNATORS

ALTERNATORS AND GENERATORS

ENGINE	YEAR	APPLICATION	Mfg	Amp	Volt	PART NO.	OPT. NO.
Chevrolet (Cont'd)							
MI90							
DD 6V-71 (N, NE, T)	1970-69	Opt. Unit	DR	75	12	7255N	8066N
MK90							
DD 8V-92 (T)	1978-77	Optional	DR	80	12	7138N	7850N
DD 8V-92 (T)		Std. Delco 30SI, w/Trans.	DR	90	12	7256N	
N50							
GMC Toro-Flo D-351	1966-65	Opt. Unit	DR	63	12	7122N	
GMC Toro-Flo D-351		Std. Unit	DR	63	12	7122N	
N60							
GMC Toro-Flo D-478	1966-63	Std. Unit	DR	63	12	7122N	
N80							
GMC Toro-Flo D-478	1966-63	Std. Unit	DR	63	12	7122N	
N9E Bison							
Caterpillar 3406	1988-82	Opt. Delco 30SI / 90 Amp	DR	90	12	7262N	
Caterpillar 3406	1988-79	Std. Unit	DR	75	12	7255N	8066N
Cummins L-10	1989-83	Opt. Delco 30SI / 90 Amp	DR	90	12	7262N	
Cummins L-10		Std. Unit	DR	75	12	7255N	8066N
Cummins NTC Eng.	1988-76	Opt. Delco 30SI / 90 Amp	DR	90	12	7262N	
Cummins NTC Eng.		Std. Unit	DR	75	12	7255N	8066N
Cummins NTC-290	1983-79	Std. Unit	DR	75	12	7255N	8066N
Cummins NTC-300	1986-84	Std. Unit	DR	75	12	7255N	8066N
Cummins NTC-350	1988-79	Std. Unit	DR	75	12	7255N	8066N
Cummins NTC-350	1983-80	Optional	DR	80	12	7138N	7850N
Cummins NTC-400		Optional	DR	80	12	7138N	7850N
Cummins NTC-400	1983-79	Std. Unit	DR	75	12	7255N	8066N
DD 60 Series	1989-87	Opt. Delco 30SI / 90 Amp	DR	90	12	7262N	
DD 60 Series		Std. Unit	DR	75	12	7255N	8066N
DD 6V-71 (N, NE, T)	1988-80	Delco 25SI	DR	75	12	7255N	8066N
DD 6V-71 (N, NE, T)		Opt. Delco 30SI / 90 Amp	DR	90	12	7262N	
DD 6V-71 (N, NE, T)	1984-79	Standard	DR	80	12	7138N	7850N
DD 6V-92 (T, TA, TTA)	1988-79	Opt. Delco 30SI / 90 Amp	DR	90	12	7262N	
DD 6V-92 (T, TA, TTA)		Std. Unit	DR	75	12	7255N	8066N
DD 6V-92 (T, TA, TTA)	1983-80	Optional	DR	80	12	7138N	7850N
DD 6V-92 (T, TA, TTA)	1982-80	Opt. Delco 30SI, w/Trans.	DR	90	12	7256N	
DD 8V-71 (N, NE, T)	1988-79	Opt. Delco 30SI / 90 Amp	DR	90	12	7262N	
DD 8V-71 (N, NE, T)		Std. Unit	DR	75	12	7255N	8066N
DD 8V-71 (N, NE, T)	1983-80	Optional	DR	80	12	7138N	7850N
DD 8V-92 (T)	1988-79	Opt. Delco 30SI, w/Trans.	DR	90	12	7256N	
DD 8V-92 (T)		Std. Unit	DR	90	12	7262N	
N9F Bison							
Caterpillar 3406	1988-82	Opt. Delco 30SI / 90 Amp	DR	90	12	7262N	
Caterpillar 3406	1988-79	Std. Unit	DR	75	12	7255N	8066N
Cummins L-10	1989-83	Opt. Delco 30SI / 90 Amp	DR	90	12	7262N	
Cummins L-10		Std. Unit	DR	75	12	7255N	8066N
Cummins NTC Eng.	1988-76	Opt. Delco 30SI / 90 Amp	DR	90	12	7262N	
Cummins NTC Eng.		Std. Unit	DR	75	12	7255N	8066N
Cummins NTC-290	1983-79	Std. Unit	DR	75	12	7255N	8066N
Cummins NTC-300	1986-84	Std. Unit	DR	75	12	7255N	8066N
Cummins NTC-350	1988-79	Std. Unit	DR	75	12	7255N	8066N
Cummins NTC-350	1983-80	Optional	DR	80	12	7138N	7850N
Cummins NTC-400		Optional	DR	80	12	7138N	7850N
Cummins NTC-400	1983-79	Std. Unit	DR	75	12	7255N	8066N
DD 60 Series	1989-87	Opt. Delco 30SI / 90 Amp	DR	90	12	7262N	
DD 60 Series		Std. Unit	DR	75	12	7255N	8066N
DD 6V-71 (N, NE, T)	1988-80	Delco 25SI	DR	75	12	7255N	8066N
DD 6V-71 (N, NE, T)		Opt. Delco 30SI / 90 Amp	DR	90	12	7262N	
DD 6V-71 (N, NE, T)	1984-79	Standard	DR	80	12	7138N	7850N
DD 6V-92 (T, TA, TTA)	1988-79	Opt. Delco 30SI / 90 Amp	DR	90	12	7262N	
DD 6V-92 (T, TA, TTA)		Std. Unit	DR	75	12	7255N	8066N
DD 6V-92 (T, TA, TTA)	1983-80	Optional	DR	80	12	7138N	7850N
DD 6V-92 (T, TA, TTA)	1982-80	Opt. Delco 30SI, w/Trans.	DR	90	12	7256N	
DD 8V-71 (N, NE, T)	1988-79	Opt. Delco 30SI / 90 Amp	DR	90	12	7262N	
DD 8V-71 (N, NE, T)		Std. Unit	DR	75	12	7255N	8066N
DD 8V-71 (N, NE, T)	1983-80	Optional	DR	80	12	7138N	7850N

ALTERNATORS AND GENERATORS

ENGINE	YEAR	APPLICATION	Mfg	Amp	Volt	PART NO.	OPT. NO.
Chevrolet (Cont'd)							
N9F Bison (Cont'd)							
DD 8V-92 (T)	1988-79	Opt. Delco 30SI, w/Trans.	DR	90	12	7256N	
DD 8V-92 (T)		Std. Unit	DR	90	12	7262N	
NH90							
DD 8V-71 (N, NE, T)	1978-77	Opt. Unit	DR	90	12	7262N	
DD 8V-71 (N, NE, T)		Optional	DR	80	12	7138N	7850N
DD 8V-71 (N, NE, T)		Std. Unit	DR	75	12	7255N	8066N
NI90							
DD 6V-71 (N, NE, T)	1978-77	Opt. Unit	DR	90	12	7262N	
DD 6V-71 (N, NE, T)		Standard	DR	80	12	7138N	7850N
DD 6V-71 (N, NE, T)		Std. Unit	DR	80	12	7138N	7850N
NJ90							
DD 6V-92 (T, TA, TTA)	1978-77	Opt. Delco 30SI / 90 Amp	DR	90	12	7262N	
DD 6V-92 (T, TA, TTA)		Optional	DR	80	12	7138N	7850N
DD 6V-92 (T, TA, TTA)		Std. Unit	DR	75	12	7255N	8066N
P20							
Cummins BT 3.9L Diesel	1989	w/66 Amp	DR	94	12	7294-9N	
DD 8.2L (N, T)	1989-88	w/ Air Brakes, w/Air Brakes, 100 Amp	DR	100	12	7850N	8076N
DD 8.2L (N, T)	1989	Bosch Replacement Unit, 200 Amp	BO	200	12	12715N	
DD 8.2L (N, T)		Delco 21SI, 130 Amp Series	DR	130	12	7971N	
DD 8.2L (N, T)		w/105 Amp	DR	130	12	7971N	
GM 6.0L (366) V8 Gas	1989-80	w/70 Amp	DR	85	12	7134-9N	
GM 7.0L (427) V8 Gas	1989-83	w/70 Amp	DR	85	12	7134-9N	
L6 4.8L 292cid	1989-86	66 Amp	DR	94	12	7294-9N	
L6 4.8L 292cid	1985-83	w/DbI Mtg. Foot, 80 Amp	DR	100	12	7157MN	
L6 4.8L 292cid		w/Sgl Mtg. Foot, Opt. 66 Amp	DR	94	12	7294-9N	
L6 4.8L 292cid	1985-76	w/o AC	DR	63	12	7127-9N	7294-9N
L6 4.8L 292cid	1982-80	w/DbI Mtg. Foot (Opt HD)	DR	100	12	7157MN	
L6 4.8L 292cid	1982-76	w/Sgl Mtg. Foot, w/AC	DR	63	12	7127-9N	7294-9N
L6 4.8L 292cid	1979-75	w/DbI Mtg. Foot (Opt HD)	DR	100	12	7157MN	
L6 4.8L 292cid	1986	42 Amp	DR	63	12	7127-9N	7294-9N
L6 4.8L 292cid	1975	w/Sgl Mtg. Foot, w/AC	DR	63	12	7127-9N	7294-9N
L6 4.8L 292cid		w/Sgl Mtg. Foot, w/o AC	DR	63	12	7127-9N	7294-9N
V8 5.7L 350cid	1989-87	Opt. 105 Amp	DR	100-105	12	7802-11N-5G	
V8 5.7L 350cid		Std. 85 Amp	DR	100-105	12	7802-11N-5G	
V8 5.7L 350cid	1986-83	w/Sgl Mtg. Foot, Std. 37-42 Amp	DR	63	12	7127-3N	7294-3N
V8 5.7L 350cid		w/Sgl Mtg. Foot, Std. 63 Amp	DR	63	12	7127-3N	7294-3N
V8 5.7L 350cid	1986-75	Opt. Service Unit, DR 10SI, CW, 63 Amp, Self Excite 1 Wire Aftermarket Design	DR	63	12	7127-SEN	
V8 5.7L 350cid	1985-83	Opt. Service Unit, DR 12SI, CW, 94 Amp, Self Excite 1 Wire Aftermarket Design	DR	94	12	7294-SEN	
V8 5.7L 350cid		w/Sgl Mtg. Foot, Opt. 66 Amp	DR	94	12	7294-3N	
V8 5.7L 350cid	1985-80	w/DbI Mtg. Foot (Opt HD)	DR	100	12	7157MN	
V8 5.7L 350cid	1982-75	w/Sgl Mtg. Foot, w/AC	DR	63	12	7127-3N	7294-3N
V8 5.7L 350cid		w/Sgl Mtg. Foot, w/o AC	DR	63	12	7127-3N	7294-3N
V8 5.7L 350cid	1979-75	w/DbI Mtg. Foot (Opt HD)	DR	100	12	7157MN	
V8 5.7L 350cid	1986	w/DbI Mtg. Foot (Opt HD)	DR	100	12	7157MN	
V8 5.7L 350cid		w/Sgl Mtg. Foot, Opt. 66 Amp	DR	94	12	7294-3N	
V8 5.7L 350cid		w/Sgl Mtg. Foot, Std. 42 Amp	DR	63	12	7127-3N	7294-3N
V8 6.2L 379cid	1989-85	Diesel, Opt HD	DR	120	12	7287-12N	
V8 6.2L 379cid		Diesel, Opt. HD, 108 AMP, 9:00 Plug Position	DR	120	12	7287-9N	
V8 6.2L 379cid	1989-83	Diesel, Std. Unit	DR	94	12	7294-12N	
V8 6.2L 379cid	1984	Diesel, Opt HD, P32 Chassis	DR	85	12	7134-3N	
V8 6.2L 379cid		Diesel, Opt HD, P42 Chassis	DR	94	12	7294-9N	
V8 6.2L 379cid	1983	Diesel, Opt HD	DR	85	12	7134-3N	
V8 6.2L 379cid	1982	Diesel, Opt. Service Unit, DR 10SI, CW, 63 Amp, Self Excite 1 Wire Aftermarket Design	DR	63	12	7127-SEN	
V8 6.2L 379cid		Diesel, w/DbI Mtg. Foot (Opt HD)	DR	100	12	7157MN	
V8 6.2L 379cid		Diesel, w/Sgl Mtg. Foot	DR	63	12	7127-12N	7294-12N
V8 7.4L 454cid	1979-76	Opt. Service Unit, DR 10SI, CW, 63 Amp, Self Excite 1 Wire Aftermarket Design	DR	63	12	7127-SEN	
V8 7.4L 454cid		w/DbI Mtg. Foot (Opt HD)	DR	100	12	7157MN	
V8 7.4L 454cid		w/Sgl Mtg. Foot, w/AC	DR	63	12	7127-3N	7294-3N
V8 7.4L 454cid		w/Sgl Mtg. Foot, w/o AC	DR	63	12	7127-3N	7294-3N

ALTERNATORS

ALTERNATORS AND GENERATORS

ENGINE	YEAR	APPLICATION	Mfg	Amp	Volt	PART NO.	OPT. NO.
Chevrolet (Cont'd)							
P20 Series							
L6 3.8L 3769cc 230cid	1965-63	55 Amp	DR	63	12	7122N	
L6 4.1L 4097cc 250cid	1967-66	42 Amp	DR	63	12	7122N	
L6 4.1L 4097cc 250cid		55 Amp	DR	63	12	7122N	
L6 4.1L 4098cc 250cid	1966	42 Amp	DR	63	12	7122N	
L6 4.1L 4098cc 250cid		55 Amp	DR	63	12	7122N	
L6 4.8L 4801cc 292cid	1967-63	55 Amp	DR	63	12	7122N	
L6 4.8L 4801cc 292cid	1966-63	42 Amp	DR	63	12	7122N	
V8 4.6L 4638cc 283cid	1962-61	w/Generator	DR	30	12	9005R	
V8 5.7L 5704cc 348cid	1965-64	55 Amp	DR	63	12	7122N	
V8 5.7L 5704cc 348cid	1962-61	w/Generator	DR	30	12	9005R	
V8 6.7L 6704cc 409cid	1965-64	55 Amp	DR	63	12	7122N	
V8 6.7L 6704cc 409cid	1962	w/Generator	DR	30	12	9005R	
P20 Van							
L6 4.1L 250cid	1974-73	w/AC	DR	63	12	7127-9N	7294-9N
L6 4.1L 250cid		w/o AC	DR	63	12	7127-9N	7294-9N
L6 4.1L 250cid	1971-70	Std. Unit	DR	63	12	7122N	
L6 4.1L 250cid	1972	w/AC	DR	63	12	7122N	
L6 4.1L 250cid		w/o AC	DR	63	12	7122N	
L6 4.1L 4098cc 250cid	1974-73	w/AC	DR	63	12	7127-9N	7294-9N
L6 4.1L 4098cc 250cid		w/o AC	DR	63	12	7127-9N	7294-9N
L6 4.8L 292cid		w/DbI Mtg. Foot (Opt HD)	DR	100	12	7157MN	
L6 4.8L 292cid	1971-69	Std. Unit	DR	63	12	7122N	
L6 4.8L 292cid	1974	w/Sgl Mtg. Foot, w/AC	DR	63	12	7127-9N	7294-9N
L6 4.8L 292cid		w/Sgl Mtg. Foot, w/o AC	DR	63	12	7127-9N	7294-9N
L6 4.8L 292cid	1973	w/Sgl Mtg. Foot, w/AC	DR	63	12	7127-9N	7294-9N
L6 4.8L 292cid		w/Sgl Mtg. Foot, w/o AC	DR	63	12	7127-9N	7294-9N
L6 4.8L 292cid	1972	w/AC	DR	63	12	7122N	
L6 4.8L 292cid		w/o AC	DR	63	12	7122N	
L6 4.8L 292cid	1968	Std. Unit	DR	63	12	7122N	
L6 4.8L 4786cc 292cid	1974-73	w/DbI Mtg. Foot (Opt HD)	DR	100	12	7157MN	
L6 4.8L 4786cc 292cid	1974	w/Sgl Mtg. Foot, w/AC	DR	63	12	7127-9N	7294-9N
L6 4.8L 4786cc 292cid		w/Sgl Mtg. Foot, w/o AC	DR	63	12	7127-9N	7294-9N
L6 4.8L 4786cc 292cid	1973	w/Sgl Mtg. Foot, w/AC	DR	63	12	7127-9N	7294-9N
L6 4.8L 4786cc 292cid		w/Sgl Mtg. Foot, w/o AC	DR	63	12	7127-9N	7294-9N
V8 5.0L 307cid		Std. w/AC	DR	63	12	7127-9N	7294-9N
V8 5.0L 307cid		w/AC	DR	63	12	7122N	
V8 5.0L 307cid		w/o AC	DR	63	12	7122N	
V8 5.0L 307cid	1969	Std. Unit	DR	63	12	7122N	
V8 5.0L 307cid	1968	Std. Unit	DR	63	12	7122N	
V8 5.7L 350cid	1974-73	Opt. Service Unit, DR 10SI, CW, 63 Amp, Self Excite 1 Wire Aftermarket Design	DR	63	12	7127-SEN	
V8 5.7L 350cid		w/DbI Mtg. Foot (Opt HD)	DR	100	12	7157MN	
V8 5.7L 350cid		w/Sgl Mtg. Foot, w/AC	DR	63	12	7127-3N	7294-3N
V8 5.7L 350cid		w/Sgl Mtg. Foot, w/o AC	DR	63	12	7127-3N	7294-3N
V8 5.7L 350cid	1971-70	Std. Unit	DR	63	12	7122N	
V8 5.7L 350cid	1974	Vin V,Y - Std. w/AC	DR	63	12	7127-3N	7294-3N
V8 5.7L 350cid	1972	w/AC	DR	63	12	7122N	
V8 5.7L 350cid		w/o AC	DR	63	12	7122N	
V8 5.7L 5737cc 350cid	1974	Opt. Service Unit, DR 10SI, CW, 63 Amp, Self Excite 1 Wire Aftermarket Design	DR	63	12	7127-SEN	
V8 5.7L 5737cc 350cid		Vin V,Y - Std. w/AC	DR	63	12	7127-3N	7294-3N
V8 5.7L 5737cc 350cid		w/DbI Mtg. Foot (Opt HD)	DR	100	12	7157MN	
V8 5.7L 5737cc 350cid		w/Sgl Mtg. Foot, w/AC	DR	63	12	7127-3N	7294-3N
V8 5.7L 5737cc 350cid		w/Sgl Mtg. Foot, w/o AC	DR	63	12	7127-3N	7294-3N
V8 7.4L 454cid	1973	Opt. Service Unit, DR 10SI, CW, 63 Amp, Self Excite 1 Wire Aftermarket Design	DR	63	12	7127-SEN	
V8 7.4L 454cid		w/DbI Mtg. Foot (Opt HD)	DR	100	12	7157MN	
V8 7.4L 454cid		w/Sgl Mtg. Foot, w/AC	DR	63	12	7127-3N	7294-3N
V8 7.4L 454cid		w/Sgl Mtg. Foot, w/o AC	DR	63	12	7127-3N	7294-3N
V8 7.4L 7441cc 454cid		Opt. Service Unit, DR 10SI, CW, 63 Amp, Self Excite 1 Wire Aftermarket Design	DR	63	12	7127-SEN	
V8 7.4L 7441cc 454cid		w/DbI Mtg. Foot (Opt HD)	DR	100	12	7157MN	
V8 7.4L 7441cc 454cid		w/Sgl Mtg. Foot, w/AC	DR	63	12	7127-3N	7294-3N
V8 7.4L 7441cc 454cid		w/Sgl Mtg. Foot, w/o AC	DR	63	12	7127-3N	7294-3N

ALTERNATORS AND GENERATORS

ENGINE	YEAR	APPLICATION	Mfg	Amp	Volt	PART NO.	OPT. NO.
Chevrolet (Cont'd)							
P30							
Caterpillar 3116	2000-94	DR 21SI, 130 Amp	DR	130	12	7971N	
Caterpillar 3116		DR 21SI, 160 Amp	DR	160	12	8028N	
Caterpillar 3116	2000-91	Bosch Replacement Unit, 200 Amp	BO	200	12	12715N	
Caterpillar 3116	1993-91	160 Amp	DR	160	12	8028N	
Caterpillar 3116		Delco 21SI, 130 Amp Series	DR	130	12	7971N	
Caterpillar 3116		DR 20SI, 60 Amp	DR	60	12	7266N	
Caterpillar 3116		w/100 Amp	DR	130	12	7971N	
Caterpillar 3116	1997	Opt. 105 Amp	DR	100-105	12	8165-11N	
Caterpillar 3126	2000-96	Bosch Replacement Unit, 200 Amp	BO	200	12	12715N	
Caterpillar 3126		DR 21SI, 130 Amp	DR	130	12	7971N	
Caterpillar 3126		DR 21SI, 160 Amp	DR	160	12	8028N	
Cummins BT 3.9L Diesel	1992-89	w/66 Amp	DR	94	12	7294-9N	
DD 8.2L (N, T)	1993-89	Bosch Replacement Unit, 200 Amp	BO	200	12	12715N	
DD 8.2L (N, T)		Delco 21SI, 130 Amp Series	DR	130	12	7971N	
DD 8.2L (N, T)		w/105 Amp	DR	130	12	7971N	
DD 8.2L (N, T)	1993-84	w/ Air Brakes, w/Air Brakes, 100 Amp	DR	100	12	7850N	8076N
GM 6.0L (366) V8 Gas	1998-91	DR CS144 IR/ EF, 145 Amp	DR	145	12	7684N	
GM 6.0L (366) V8 Gas		w/124 Amp	DR	145	12	7684N	
GM 6.0L (366) V8 Gas	1990-80	w/70 Amp	DR	85	12	7134-9N	
GM 7.0L (427) V8 Gas	1998-93	160 Amp	DR	160	12	8028N	
GM 7.0L (427) V8 Gas		Bosch Replacement Unit, 200 Amp	BO	200	12	12715N	
GM 7.0L (427) V8 Gas	1998-91	DR CS144 IR/ EF, 145 Amp	DR	145	12	7684N	
GM 7.0L (427) V8 Gas		w/124 Amp	DR	145	12	7684N	
GM 7.0L (427) V8 Gas	1990-83	w/70 Amp	DR	85	12	7134-9N	
L4 3.9L 239cid	1991-90	Diesel, Opt. Service Unit, DR 12SI, CW, 94 Amp, Self Excite 1 Wire Aftermarket Design	DR	94	12	7294-SEN	
L4 3.9L 239cid		Diesel, Std. Unit	DR	94	12	7294-3N	
L6 4.8L 292cid	1989-86	66 Amp	DR	94	12	7294-9N	
L6 4.8L 292cid	1985-83	w/Dbl Mtg. Foot, 80 Amp	DR	100	12	7157MN	
L6 4.8L 292cid		w/Sgl Mtg. Foot, Opt. 66 Amp	DR	94	12	7294-9N	
L6 4.8L 292cid		w/Sgl Mtg. Foot, Std. 42 Amp	DR	63	12	7127-9N	7294-9N
L6 4.8L 292cid	1982-80	w/Dbl Mtg. Foot (Opt HD)	DR	100	12	7157MN	
L6 4.8L 292cid	1982-76	w/Sgl Mtg. Foot, w/AC	DR	63	12	7127-9N	7294-9N
L6 4.8L 292cid		w/Sgl Mtg. Foot, w/o AC	DR	63	12	7127-9N	7294-9N
L6 4.8L 292cid	1979-75	w/Dbl Mtg. Foot (Opt HD)	DR	100	12	7157MN	
L6 4.8L 292cid	1986	42 Amp	DR	63	12	7127-9N	7294-9N
L6 4.8L 292cid	1975	w/Sgl Mtg. Foot, w/AC	DR	63	12	7127-9N	7294-9N
L6 4.8L 292cid		w/Sgl Mtg. Foot, w/o AC	DR	63	12	7127-9N	7294-9N
V6 4.3L 262cid	1999-96	Std. Unit	DR	100-105	12	8216N	
V6 4.3L 262cid	1995-94	Std. Unit	DR	100-105	12	8167-11N	
V6 4.3L 262cid	1993-91	105 Amp	DR	100-105	12	7802-11N-5G	
V6 4.3L 262cid		85 Amp	DR	100-105	12	7802-11N-5G	
V6 4.3L 262cid	1990	w/11:00 Alt Plug	DR	100-105	12	7802-11N-5G	
V8 5.7L 350cid	1999-96	Std. 105 Amp	DR	100-105	12	8216N	
V8 5.7L 350cid	1998-97	124 Amp, Opt.	DR	124	12	8209N	
V8 5.7L 350cid	1995-94	Std. 105 Amp	DR	100-105	12	8167-11N	
V8 5.7L 350cid	1995-92	Opt. 124 Amp	DR	124	12	8163-2R	
V8 5.7L 350cid	1993-87	Opt. 105 Amp	DR	100-105	12	7802-11N-5G	
V8 5.7L 350cid		Std. 85 Amp	DR	100-105	12	7802-11N-5G	
V8 5.7L 350cid	1986-83	w/Sgl Mtg. Foot, Std. 37-42 Amp	DR	63	12	7127-3N	7294-3N
V8 5.7L 350cid		w/Sgl Mtg. Foot, Std. 63 Amp	DR	63	12	7127-3N	7294-3N
V8 5.7L 350cid	1986-75	Opt. Service Unit, DR 10SI, CW, 63 Amp, Self Excite 1 Wire Aftermarket Design	DR	63	12	7127-SEN	
V8 5.7L 350cid	1985-83	Opt. Service Unit, DR 12SI, CW, 94 Amp, Self Excite 1 Wire Aftermarket Design	DR	94	12	7294-SEN	
V8 5.7L 350cid		w/Sgl Mtg. Foot, Opt. 66 Amp	DR	94	12	7294-3N	
V8 5.7L 350cid	1985-80	w/Dbl Mtg. Foot (Opt HD)	DR	100	12	7157MN	
V8 5.7L 350cid	1982-75	w/Sgl Mtg. Foot, w/AC	DR	63	12	7127-3N	7294-3N
V8 5.7L 350cid		w/Sgl Mtg. Foot, w/o AC	DR	63	12	7127-3N	7294-3N
V8 5.7L 350cid	1979-75	w/Dbl Mtg. Foot (Opt HD)	DR	100	12	7157MN	
V8 5.7L 350cid	1999	Opt. 124 Amp	DR	124	12	8209N	
V8 5.7L 350cid	1998	105 Amp	DR	100-105	12	8216N	
V8 5.7L 350cid		124 Amp, Std.	DR	124	12	8209N	
V8 5.7L 350cid	1997	124 Amp, Std.	DR	124	12	8209N	
V8 5.7L 350cid	1996	Opt. 124 Amp	DR	124	12	8209N	
V8 5.7L 350cid		VIN K, Std. 100 Amp	DR	100-105	12	8165-3N	

ALTERNATORS

ALTERNATORS AND GENERATORS

ENGINE	YEAR	APPLICATION	Mfg	Amp	Volt	PART NO.	OPT. NO.
Chevrolet (Cont'd)							
P30 (Cont'd)							
V8 5.7L 350cid	1996	VIN K, w/Opt. 105 Amp	DR	100-105	12	8165-3N	
V8 5.7L 350cid	1995	105 Amp	DR	100-105	12	7802-11N-5G	
V8 5.7L 350cid		120 Amp	DR	124	12	8163-2R	
V8 5.7L 350cid	1986	w/DbI Mtg. Foot (Opt HD)	DR	100	12	7157MN	
V8 5.7L 350cid		w/Sgl Mtg. Foot, Opt. 66 Amp	DR	94	12	7294-3N	
V8 5.7L 350cid		w/Sgl Mtg. Foot, Std. 42 Amp	DR	63	12	7127-3N	7294-3N
V8 6.2L 379cid	1993-92	Diesel, P42 Chassis, Std. 105 Amp	DR	100-105	12	7802-11N-5G	
V8 6.2L 379cid	1993-91	Diesel, P32 Chassis	DR	105	12	7977N	
V8 6.2L 379cid		Diesel, P42 Chassis, Opt. 124 Amp	DR	124	12	7901-11R	
V8 6.2L 379cid		Diesel, P42 Chassis, Std. 85 Amp	DR	100-105	12	7802-11N-5G	
V8 6.2L 379cid	1990-85	Diesel, Opt HD	DR	120	12	7287-12N	
V8 6.2L 379cid		Diesel, Opt. HD, 108 AMP, 9:00 Plug Position	DR	120	12	7287-9N	
V8 6.2L 379cid	1990-83	Diesel, Std. Unit	DR	94	12	7294-12N	
V8 6.2L 379cid	1991	Diesel, P42 Chassis, Opt. 105 Amp	DR	100-105	12	7802-11N-5G	
V8 6.2L 379cid	1984	Diesel, Opt HD, P32 Chassis	DR	85	12	7134-3N	
V8 6.2L 379cid		Diesel, Opt HD, P42 Chassis	DR	94	12	7294-9N	
V8 6.2L 379cid	1983	Diesel, Opt HD	DR	85	12	7134-3N	
V8 6.2L 379cid	1982	Diesel, Opt. Service Unit, DR 10SI, CW, 63 Amp, Self Excite 1 Wire Aftermarket Design	DR	63	12	7127-SEN	
V8 6.2L 379cid		Diesel, w/DbI Mtg. Foot (Opt HD)	DR	100	12	7157MN	
V8 6.2L 379cid		Diesel, w/Sgl Mtg. Foot	DR	63	12	7127-12N	7294-12N
V8 6.5L 395cid	1999-98	Diesel, Vin F, 105 Amp	DR	100-105	12	8216N	
V8 6.5L 395cid	1999-96	Diesel, Vin Y, 105 Amp	DR	100-105	12	8216N	
V8 6.5L 395cid	1998-97	Diesel, Vin F, 124 Amp	DR	124	12	8209N	
V8 6.5L 395cid	1998-96	Diesel, Vin Y, 124 Amp	DR	124	12	8209N	
V8 6.5L 395cid	1995-94	Diesel, Vin Y, Std. Unit	DR	100-105	12	8165-7N-6G	
V8 6.5L 395cid	1999	Caterpillar 3116, Bosch Replacement Unit, 200 Amp	BO	200	12	12715N	
V8 6.5L 395cid		Diesel, Vin F, 124 Amp, Opt.	DR	124	12	8209N	
V8 6.5L 395cid		Diesel, Vin F, 124 Amp, Std.	DR	124	12	8209N	
V8 6.5L 395cid		Diesel, Vin Y, 124 Amp, Opt.	DR	124	12	8209N	
V8 6.5L 395cid		Diesel, Vin Y, 124 Amp, Std.	DR	124	12	8209N	
V8 6.5L 395cid	1998	Diesel, Vin F, 124 Amp	DR	124	12	8209N	
V8 6.5L 395cid		Diesel, Vin Y, 124 Amp	DR	124	12	8209N	
V8 6.5L 395cid	1996	Diesel, Vin F	DR	124	12	8209N	
V8 7.4L 454cid	1999-98	105 Amp	DR	100-105	12	8216N	
V8 7.4L 454cid		124 Amp	DR	124	12	8209N	
V8 7.4L 454cid	1997-96	VIN J, P32 Chassis, Opt. 124 Amp	DR	124	12	8209N	
V8 7.4L 454cid		VIN J, P32 Chassis, Std. 105 Amp	DR	100-105	12	8216N	
V8 7.4L 454cid	1995-94	P32 Chassis, Std	DR	105	12	7977N	
V8 7.4L 454cid		P42, P52, P62 Chassis - Std	DR	100-105	12	8167-11N	
V8 7.4L 454cid	1995-91	P32 Chassis, Opt	DR	120	12	7955-7N	
V8 7.4L 454cid		P42, P52, P62 Chassis - Opt	DR	124	12	7918-7R	
V8 7.4L 454cid	1993-91	P42, P52, P62 Chassis - Std	DR	100-105	12	7802-11N-6G	
V8 7.4L 454cid	1993-89	P32 Chassis, Std	DR	105	12	7977N	
V8 7.4L 454cid	1988-87	Std. 105 Amp	DR	100-105	12	7802-11N-6G	
V8 7.4L 454cid	1985-84	w/DbI Mtg. Foot, Opt. 100 Amp	DR	100	12	7157MN	
V8 7.4L 454cid	1985-83	Opt. Service Unit, DR 12SI, CW, 94 Amp, Self Excite 1 Wire Aftermarket Design	DR	94	12	7294-SEN	
V8 7.4L 454cid	1984-75	Opt. Service Unit, DR 10SI, CW, 63 Amp, Self Excite 1 Wire Aftermarket Design	DR	63	12	7127-SEN	
V8 7.4L 454cid	1982-80	w/DbI Mtg. Foot (Opt HD)	DR	100	12	7157MN	
V8 7.4L 454cid	1982-75	w/Sgl Mtg. Foot, w/AC	DR	63	12	7127-3N	7294-3N
V8 7.4L 454cid		w/Sgl Mtg. Foot, w/o AC	DR	63	12	7127-3N	7294-3N
V8 7.4L 454cid	1979-75	w/DbI Mtg. Foot (Opt HD)	DR	100	12	7157MN	
V8 7.4L 454cid	1997	VIN N, P32 Chassis, Opt. 124 Amp	DR	120	12	7955-7N	
V8 7.4L 454cid		VIN N, P32 Chassis, Std. 105 Amp	DR	105	12	7977N	
V8 7.4L 454cid	1996	VIN N, P32 Chassis, Opt	DR	120	12	7955-7N	
V8 7.4L 454cid		VIN N, P32 Chassis, Std	DR	105	12	7977N	
V8 7.4L 454cid		VIN N, P42, P52, P62 Chassis - Opt	DR	124	12	7918-7R	
V8 7.4L 454cid		VIN N, P42, P52, P62 Chassis - Std	DR	100-105	12	8167-11N	
V8 7.4L 454cid	1990	Opt	DR	120	12	7955-7N	
V8 7.4L 454cid		Std. Unit	DR	105	12	7977N	
V8 7.4L 454cid	1989	P32 Chassis, Opt	DR	120	12	7955-7N	
V8 7.4L 454cid		P42 Chassis	DR	100-105	12	7802-11N-6G	
V8 7.4L 454cid	1986	w/DbI Mtg. Foot, 80 Amp	DR	100	12	7157MN	
V8 7.4L 454cid		w/Sgl Mtg. Foot, 66 Amp	DR	94	12	7294-12N	

ALTERNATORS AND GENERATORS

ENGINE	YEAR	APPLICATION	Mfg	Amp	Volt	PART NO.	OPT. NO.
Chevrolet (Cont'd)							
P30 (Cont'd)							
V8 7.4L 454cid	1985	w/DbI Mtg. Foot, Std. 80 Amp	DR	100	12	7157MN	
V8 7.4L 454cid		w/Sgl Mtg. Foot, California	DR	94	12	7294-3N	
V8 7.4L 454cid		w/Sgl Mtg. Foot, Federal	DR	94	12	7294-12N	
V8 7.4L 454cid	1984	w/DbI Mtg. Foot, Std. 80 Amp	DR	100	12	7157MN	
V8 7.4L 454cid		w/Sgl Mtg. Foot, Opt. w/AC	DR	94	12	7294-3N	
V8 7.4L 454cid		w/Sgl Mtg. Foot, Opt. w/o AC	DR	94	12	7294-3N	
V8 7.4L 454cid		w/Sgl Mtg. Foot, Std. w/o AC	DR	63	12	7127-3N	7294-3N
V8 7.4L 454cid	1983	Std. w/AC	DR	100	12	7157MN	
V8 7.4L 454cid		Std. w/o AC, P32 Chassis	DR	94	12	7294-3N	
V8 7.4L 454cid		Std. w/o AC, P42 Chassis	DR	63	12	7127-3N	7294-3N
P30 Series							
L6 3.8L 3769cc 230cid	1965-63	55 Amp	DR	63	12	7122N	
L6 4.1L 4097cc 250cid	1967-66	42 Amp	DR	63	12	7122N	
L6 4.1L 4097cc 250cid		55 Amp	DR	63	12	7122N	
L6 4.1L 4098cc 250cid		42 Amp	DR	63	12	7122N	
L6 4.1L 4098cc 250cid		55 Amp	DR	63	12	7122N	
L6 4.8L 4801cc 292cid	1967-63	55 Amp	DR	63	12	7122N	
L6 4.8L 4801cc 292cid	1966-63	42 Amp	DR	63	12	7122N	
V8 4.6L 4638cc 283cid	1962-61	w/Generator	DR	30	12	9005R	
V8 5.7L 5704cc 348cid	1965-64	55 Amp	DR	63	12	7122N	
V8 5.7L 5704cc 348cid	1962-61	w/Generator	DR	30	12	9005R	
V8 6.7L 6704cc 409cid	1965-64	55 Amp	DR	63	12	7122N	
V8 6.7L 6704cc 409cid	1962	w/Generator	DR	30	12	9005R	
P30 Van							
L6 4.1L 250cid	1974-73	w/AC	DR	63	12	7127-9N	7294-9N
L6 4.1L 250cid		w/o AC	DR	63	12	7127-9N	7294-9N
L6 4.1L 250cid	1971-70	Std. Unit	DR	63	12	7122N	
L6 4.1L 250cid	1972	w/AC	DR	63	12	7122N	
L6 4.1L 250cid		w/o AC	DR	63	12	7122N	
L6 4.1L 4098cc 250cid	1974-73	w/AC	DR	63	12	7127-9N	7294-9N
L6 4.1L 4098cc 250cid		w/o AC	DR	63	12	7127-9N	7294-9N
L6 4.8L 292cid		w/DbI Mtg. Foot (Opt HD)	DR	100	12	7157MN	
L6 4.8L 292cid	1971-69	Std. Unit	DR	63	12	7122N	
L6 4.8L 292cid	1974	w/Sgl Mtg. Foot, w/AC	DR	63	12	7127-9N	7294-9N
L6 4.8L 292cid		w/Sgl Mtg. Foot, w/o AC	DR	63	12	7127-9N	7294-9N
L6 4.8L 292cid	1973	w/Sgl Mtg. Foot, w/AC	DR	63	12	7127-9N	7294-9N
L6 4.8L 292cid		w/Sgl Mtg. Foot, w/o AC	DR	63	12	7127-9N	7294-9N
L6 4.8L 292cid	1972	w/AC	DR	63	12	7122N	
L6 4.8L 292cid		w/o AC	DR	63	12	7122N	
L6 4.8L 292cid	1968	42 Amp	DR	63	12	7122N	
L6 4.8L 292cid		55 Amp	DR	63	12	7122N	
L6 4.8L 4786cc 292cid	1974-73	w/DbI Mtg. Foot (Opt HD)	DR	100	12	7157MN	
L6 4.8L 4786cc 292cid	1974	w/Sgl Mtg. Foot, w/AC	DR	63	12	7127-9N	7294-9N
L6 4.8L 4786cc 292cid		w/Sgl Mtg. Foot, w/o AC	DR	63	12	7127-9N	7294-9N
L6 4.8L 4786cc 292cid	1973	w/Sgl Mtg. Foot, w/AC	DR	63	12	7127-9N	7294-9N
L6 4.8L 4786cc 292cid		w/Sgl Mtg. Foot, w/o AC	DR	63	12	7127-9N	7294-9N
V8 5.0L 307cid		Std. w/AC	DR	63	12	7127-9N	7294-9N
V8 5.0L 307cid		w/AC	DR	63	12	7122N	
V8 5.0L 307cid		w/o AC	DR	63	12	7122N	
V8 5.0L 307cid	1969	Std. Unit	DR	63	12	7122N	
V8 5.0L 307cid	1968	Std. Unit	DR	63	12	7122N	
V8 5.7L 350cid	1974-73	Opt. Service Unit, DR 10SI, CW, 63 Amp, Self Excite 1 Wire Aftermarket Design	DR	63	12	7127-SEN	
V8 5.7L 350cid		w/DbI Mtg. Foot (Opt HD)	DR	100	12	7157MN	
V8 5.7L 350cid		w/Sgl Mtg. Foot, w/AC	DR	63	12	7127-3N	7294-3N
V8 5.7L 350cid		w/Sgl Mtg. Foot, w/o AC	DR	63	12	7127-3N	7294-3N
V8 5.7L 350cid	1971-70	Std. Unit	DR	63	12	7122N	
V8 5.7L 350cid	1972	w/AC	DR	63	12	7122N	
V8 5.7L 350cid		w/o AC	DR	63	12	7122N	
V8 5.7L 5737cc 350cid	1974	Opt. Service Unit, DR 10SI, CW, 63 Amp, Self Excite 1 Wire Aftermarket Design	DR	63	12	7127-SEN	
V8 5.7L 5737cc 350cid		w/DbI Mtg. Foot (Opt HD)	DR	100	12	7157MN	
V8 5.7L 5737cc 350cid		w/Sgl Mtg. Foot, w/AC	DR	63	12	7127-3N	7294-3N
V8 5.7L 5737cc 350cid		w/Sgl Mtg. Foot, w/o AC	DR	63	12	7127-3N	7294-3N

ALTERNATORS AND GENERATORS

ENGINE	YEAR	APPLICATION	Mfg	Amp	Volt	PART NO.	OPT. NO.
Chevrolet (Cont'd)							
P30 Van (Cont'd)							
V8 7.4L 454cid	1974-73	Opt. Service Unit, DR 10SI, CW, 63 Amp, Self Excite 1 Wire					
		Aftermarket Design	DR	63	12	7127-SEN	
V8 7.4L 454cid		w/Dbl Mtg. Foot (Opt HD)	DR	100	12	7157MN	
V8 7.4L 454cid		w/Sgl Mtg. Foot, w/AC	DR	63	12	7127-3N	7294-3N
V8 7.4L 454cid		w/Sgl Mtg. Foot, w/o AC	DR	63	12	7127-3N	7294-3N
V8 7.4L 454cid	1974	Std. w/AC	DR	63	12	7127-3N	7294-3N
V8 7.4L 7441cc 454cid	1974-73	Opt. Service Unit, DR 10SI, CW, 63 Amp, Self Excite 1 Wire					
		Aftermarket Design	DR	63	12	7127-SEN	
V8 7.4L 7441cc 454cid		w/Dbl Mtg. Foot (Opt HD)	DR	100	12	7157MN	
V8 7.4L 7441cc 454cid		w/Sgl Mtg. Foot, w/AC	DR	63	12	7127-3N	7294-3N
V8 7.4L 7441cc 454cid		w/Sgl Mtg. Foot, w/o AC	DR	63	12	7127-3N	7294-3N
V8 7.4L 7441cc 454cid	1974	Std. w/AC	DR	63	12	7127-3N	7294-3N
P4							
GM 4.8L (292) L6 Gas	1988-87	P4T, w/108 Amp	DR	120	12	7287-9N	
GM 4.8L (292) L6 Gas		P4T, w/56 Amp	DR	94	12	7294-9N	
P40							
Cummins BT 3.9L Diesel	1989	w/66 Amp	DR	94	12	7294-9N	
GM 5.7L (350) V8 Gas	1987-84	w/108 Amp	DR	120	12	7287-9N	
GM 5.7L (350) V8 Gas	1986-84	w/42 Amp Int. Reg.	DR	63	12	7127-9N	7294-9N
GM 5.7L (350) V8 Gas		w/56 Amp	DR	94	12	7294-9N	
GM 5.7L (350) V8 Gas		w/70 Amp	DR	85	12	7134-9N	
GM 6.0L (366) V8 Gas	1989-80	w/70 Amp	DR	85	12	7134-9N	
GM 6.0L (366) V8 Gas	1988-84	w/108 Amp	DR	120	12	7287-9N	
GM 6.0L (366) V8 Gas	1986-84	w/56 Amp	DR	94	12	7294-9N	
GM 6.0L (366) V8 Gas	1986-83	w/42 Amp Int. Reg.	DR	63	12	7127-9N	7294-9N
GM 6.0L (366) V8 Gas	1983	w/66 Amp	DR	94	12	7294-9N	
GM 7.0L (427) V8 Gas	1989-85	w/70 Amp	DR	85	12	7134-9N	
L6 4.8L 292cid	1986-84	w/108 Amp	DR	120	12	7287-9N	
L6 4.8L 292cid		w/42 Amp Int. Reg.	DR	63	12	7127-9N	7294-9N
L6 4.8L 292cid		w/56 Amp	DR	94	12	7294-9N	
L6 4.8L 292cid	1986-80	w/70 Amp	DR	85	12	7134-9N	
L6 4.8L 292cid	1982-79	w/63 Amp	DR	63	12	7127-9N	7294-9N
L6 4.8L 292cid	1983	w/42 Amp Int. Reg.	DR	63	12	7127-9N	7294-9N
L6 4.8L 292cid		w/66 Amp	DR	94	12	7294-9N	
P6							
Caterpillar 3116	1993-91	160 Amp	DR	160	12	8028N	
GM 7.0L (427) V8 Gas	1993	160 Amp	DR	160	12	8028N	
P6000							
Cummins BT 3.9L Diesel	1992-89	w/66 Amp	DR	94	12	7294-9N	
DD 8.2L (N, T)	1993-89	Delco 21SI, 130 Amp Series	DR	130	12	7971N	
DD 8.2L (N, T)		w/ Air Brakes, w/100 Amp	DR	100	12	7850N	8076N
DD 8.2L (N, T)		w/105 Amp	DR	130	12	7971N	
DD 8.2L (N, T)	1988-84	w/ Air Brakes, w/Air Brakes	DR	100	12	7850N	8076N
GM 4.8L (292) L6 Gas	1986-84	w/108 Amp	DR	120	12	7287-9N	
GM 4.8L (292) L6 Gas		w/42 Amp Int. Reg.	DR	63	12	7127-9N	7294-9N
GM 4.8L (292) L6 Gas		w/56 Amp	DR	94	12	7294-9N	
GM 4.8L (292) L6 Gas		w/70 Amp	DR	85	12	7134-9N	
GM 5.7L (350) V8 Gas	1990-84	w/108 Amp	DR	120	12	7287-9N	
GM 5.7L (350) V8 Gas		w/70 Amp	DR	85	12	7134-9N	
GM 5.7L (350) V8 Gas	1986-84	w/42 Amp Int. Reg.	DR	63	12	7127-9N	7294-9N
GM 5.7L (350) V8 Gas		w/56 Amp	DR	94	12	7294-9N	
GM 5.7L (350) V8 Gas	1989	w/108 Amp	DR	120	12	7287-12N	
GM 6.0L (366) V8 Gas	1990-84	w/108 Amp	DR	120	12	7287-9N	
GM 6.0L (366) V8 Gas	1990-83	w/70 Amp	DR	85	12	7134-9N	
GM 6.0L (366) V8 Gas	1986-84	w/42 Amp Int. Reg.	DR	63	12	7127-9N	7294-9N
GM 6.0L (366) V8 Gas		w/56 Amp	DR	94	12	7294-9N	
GM 6.0L (366) V8 Gas	1991	DR CS144 IR/ EF, 145 Amp	DR	145	12	7684N	
GM 6.0L (366) V8 Gas		w/124 Amp	DR	145	12	7684N	
GM 7.0L (427) V8 Gas	1990-83	w/70 Amp	DR	85	12	7134-9N	
GM 7.0L (427) V8 Gas	1991	DR CS144 IR/ EF, 145 Amp	DR	145	12	7684N	
GM 7.0L (427) V8 Gas		w/124 Amp	DR	145	12	7684N	
GM 7.0L (427) V8 Gas	1990	w/108 Amp	DR	120	12	7287-9N	
GM 7.0L (427) V8 Gas	1989	w/108 Amp	DR	120	12	7287-12N	
L6 6.6L 403cid	1996-95	Caterpillar 3116, DR 21SI, 130 Amp	DR	130	12	7971N	

ALTERNATORS AND GENERATORS

ENGINE	YEAR	APPLICATION	Mfg	Amp	Volt	PART NO.	OPT. NO.
Chevrolet (Cont'd)							
P6000 (Cont'd)							
V8 6.0L 366cid	1996-92	DR CS144 IR/ EF, 145 Amp	DR	145	12	7684N	
V8 6.0L 366cid		w/124 Amp	DR	145	12	7684N	
V8 7.0L 7011cc 427cid		DR CS144 IR/ EF, 145 Amp	DR	145	12	7684N	
V8 7.0L 7011cc 427cid	1993-92	w/124 Amp	DR	145	12	7684N	
P7							
Caterpillar 3116	1996-95	DR 21SI, 130 Amp	DR	130	12	7971N	
Q50							
GMC Toro-Flo D-351	1966-65	All Models (Opt.)	DR	63	12	7122N	
GMC Toro-Flo D-351		All Models (Std.)	DR	63	12	7122N	
Q60							
GMC Toro-Flo D-478	1966-63	All Models (Std.)	DR	63	12	7122N	
Q80							
GMC Toro-Flo D-478	1965-63	All Models (Std.)	DR	63	12	7122N	
R20							
L6 4.8L 292cid	1988-87	Std. w/AC	DR	94	12	7294-9N	
L6 4.8L 292cid		Std. w/o AC	DR	63	12	7127-9N	7294-9N
V6 4.3L 262cid	1987	w/2-Pin Alt Plug, Opt. 94 Amp	DR	94	12	7294-12N	
V6 4.3L 262cid		w/2-Pin Alt Plug, Std. 66 Amp	DR	94	12	7294-12N	
V6 4.3L 262cid		w/4-Pin Alt Plug, 4-Groove Pulley, 85 Amp	DR	100-105	12	7861-11N-4G	
V6 4.3L 262cid		w/4-Pin Alt Plug, 6-Groove Pulley, 100 Amp	DR	100-105	12	7861-11N-6G	
V8 5.0L 305cid		w/2-Pin Alt Plug, Opt. 94 Amp	DR	94	12	7294-3N	
V8 5.0L 305cid		w/2-Pin Alt Plug, Std. 66 Amp	DR	94	12	7294-3N	
V8 5.0L 305cid		w/4-Pin Alt Plug, 4-Groove Pulley, 85 Amp	DR	100-105	12	7861-11N-4G	
V8 5.0L 305cid		w/4-Pin Alt Plug, 6-Groove Pulley, 100 Amp	DR	100-105	12	7861-11N-6G	
V8 5.7L 350cid	1988-87	w/2-Pin Alt Plug, Opt. 94 Amp	DR	94	12	7294-3N	
V8 5.7L 350cid		w/2-Pin Alt Plug, Std. 66 Amp	DR	94	12	7294-3N	
V8 5.7L 350cid		w/2-Pin Alt Plug, Std. 78 Amp	DR	94	12	7294-3N	
V8 5.7L 350cid		w/4-Pin Alt Plug, 105 Amp	DR	100-105	12	7802-11N-5G	
V8 6.2L 379cid		Diesel, Opt	DR	94	12	7294-12N	
V8 6.2L 379cid		Diesel, Std. Unit	DR	94	12	7294-12N	
V8 7.4L 454cid	1988	w/2-Pin Alt Plug, Opt. 94 Amp	DR	94	12	7294-12N	
V8 7.4L 454cid		w/2-Pin Alt Plug, Std. 66 Amp	DR	94	12	7294-12N	
V8 7.4L 454cid		w/4-Pin Alt Plug, 105 Amp	DR	100-105	12	7802-11N-6G	
V8 7.4L 454cid	1987	Opt. 94 Amp	DR	94	12	7294-12N	
V8 7.4L 454cid		Std. 66 Amp	DR	94	12	7294-12N	
R20 Suburban							
V8 5.7L 350cid	1988-87	w/2-Pin Alt Plug, Opt. 94 Amp	DR	94	12	7294-3N	
V8 5.7L 350cid		w/2-Pin Alt Plug, Std. 66 Amp	DR	94	12	7294-3N	
V8 5.7L 350cid		w/4-Pin Alt Plug, 105 Amp	DR	100-105	12	7802-11N-5G	
V8 6.2L 379cid		Diesel, Opt. 78 Amp	DR	94	12	7294-12N	
V8 6.2L 379cid		Diesel, Std. 66 Amp	DR	94	12	7294-12N	
V8 7.4L 454cid	1988	w/2-Pin Alt Plug, Opt. 94 Amp	DR	94	12	7294-12N	
V8 7.4L 454cid		w/2-Pin Alt Plug, Std. 66 Amp	DR	94	12	7294-12N	
V8 7.4L 454cid		w/4-Pin Alt Plug, 105 Amp	DR	100-105	12	7802-11N-6G	
V8 7.4L 454cid	1987	66 Amp	DR	94	12	7294-12N	
V8 7.4L 454cid		94 Amp	DR	94	12	7294-12N	
R2500							
V8 6.2L 379cid	1989	Diesel, Opt	DR	94	12	7294-12N	
V8 6.2L 379cid		Diesel, Std. Unit	DR	94	12	7294-12N	
V8 7.4L 454cid		DR CS144, 120 Amp, 5S pulley	DR	120	12	7901-2N-5G	
V8 7.4L 454cid		w/2-Pin Alt Plug, Opt. 94 Amp	DR	94	12	7294-12N	
V8 7.4L 454cid		w/2-Pin Alt Plug, Std. 66 Amp	DR	94	12	7294-12N	
V8 7.4L 454cid		w/4-Pin Alt Plug, Opt. 120 Amp	DR	124	12	7901-2N	
V8 7.4L 454cid		w/4-Pin Alt Plug, Std. 85 Amp	DR	100-105	12	7802-3N	
R2500 Suburban							
V8 5.7L 350cid	1991-90	w/AC, 100 Amp	DR	100-105	12	7861-7N-6G	
V8 5.7L 350cid		w/AC, 105 Amp	DR	100-105	12	7861-7N-6G	
V8 5.7L 350cid		w/o AC, 85 Amp	DR	100-105	12	7861-7N-6G	
V8 5.7L 350cid	1991	DR CS144, 120 Amp, 5S pulley	DR	120	12	7901-2N-5G	
V8 5.7L 350cid		Opt HD, 124 Amp	DR	124	12	7901-2N	
V8 5.7L 350cid	1989	w/2-Pin Alt Plug, Opt. 94 Amp	DR	94	12	7294-3N	
V8 5.7L 350cid		w/2-Pin Alt Plug, Std. 66 Amp	DR	94	12	7294-3N	

ALTERNATORS

ALTERNATORS AND GENERATORS

ENGINE	YEAR	APPLICATION	Mfg	Amp	Volt	PART NO.	OPT. NO.
Chevrolet (Cont'd)							
R2500 Suburban (Cont'd)							
V8 5.7L 350cid	1989	w/4-Pin Alt Plug, Opt. 105 Amp	DR	100-105	12	7861-7N-6G	
V8 5.7L 350cid		w/4-Pin Alt Plug, Std. 100 Amp	DR	100-105	12	7861-7N-6G	
V8 6.2L 379cid	1990-89	Diesel, Opt. 78 Amp	DR	94	12	7294-12N	
V8 6.2L 379cid		Diesel, Std. 66 Amp	DR	94	12	7294-12N	
V8 6.2L 379cid	1991	Diesel	DR	105	12	7802-11N-1G	
V8 7.4L 454cid	1991-90	Opt. w/AC, 105 Amp	DR	100-105	12	7802-3N	
V8 7.4L 454cid		Std. w/AC, 100 Amp	DR	100-105	12	7802-3N	
V8 7.4L 454cid		Std. w/o AC, 85 Amp	DR	100-105	12	7802-3N	
V8 7.4L 454cid	1989	DR CS144, 120 Amp, 5S pulley	DR	120	12	7901-2N-5G	
V8 7.4L 454cid		w/2-Pin Alt Plug, Opt. 94 Amp	DR	94	12	7294-12N	
V8 7.4L 454cid		w/2-Pin Alt Plug, Std. 66 Amp	DR	94	12	7294-12N	
V8 7.4L 454cid		w/4-Pin Alt Plug, Opt. 120 Amp	DR	124	12	7901-2N	
V8 7.4L 454cid		w/4-Pin Alt Plug, Std. 85 Amp	DR	100-105	12	7802-3N	
R30							
L6 4.8L 292cid	1988-87	Std. w/AC	DR	94	12	7294-9N	
L6 4.8L 292cid		Std. w/o AC	DR	63	12	7127-9N	7294-9N
V8 5.7L 350cid		w/2-Pin Alt Plug, Opt. 94 Amp	DR	94	12	7294-3N	
V8 5.7L 350cid		w/2-Pin Alt Plug, Std. 66 Amp	DR	94	12	7294-3N	
V8 5.7L 350cid		w/2-Pin Alt Plug, Std. 78 Amp	DR	94	12	7294-3N	
V8 5.7L 350cid		w/4-Pin Alt Plug, 105 Amp	DR	100-105	12	7802-11N-5G	
V8 6.2L 379cid		Diesel, Opt	DR	94	12	7294-12N	
V8 6.2L 379cid		Diesel, Std. Unit	DR	94	12	7294-12N	
V8 7.4L 454cid	1988	w/2-Pin Alt Plug, Opt. 94 Amp	DR	94	12	7294-12N	
V8 7.4L 454cid		w/2-Pin Alt Plug, Std. 66 Amp	DR	94	12	7294-12N	
V8 7.4L 454cid		w/4-Pin Alt Plug, 105 Amp	DR	100-105	12	7802-11N-6G	
V8 7.4L 454cid	1987	Opt. 94 Amp	DR	94	12	7294-12N	
V8 7.4L 454cid		Std. 66 Amp	DR	94	12	7294-12N	
R3500							
V8 5.7L 350cid	1991	Std. Unit	DR	100-105	12	7802-3N	
V8 5.7L 350cid	1990	Opt. w/AC, 105 Amp	DR	100-105	12	7861-7N-6G	
V8 5.7L 350cid		Std. w/AC, 100 Amp	DR	100-105	12	7861-7N-6G	
V8 5.7L 350cid		Std. w/o AC, 85 Amp	DR	100-105	12	7861-7N-6G	
V8 5.7L 350cid	1989	w/2-Pin Alt Plug, Opt. 94 Amp	DR	94	12	7294-3N	
V8 5.7L 350cid		w/2-Pin Alt Plug, Std. 66 Amp	DR	94	12	7294-3N	
V8 5.7L 350cid		w/4-Pin Alt Plug, 100 Amp	DR	100-105	12	7861-7N-6G	
V8 5.7L 350cid		w/4-Pin Alt Plug, 105 Amp	DR	100-105	12	7861-7N-6G	
V8 6.2L 379cid	1990-89	Diesel, Opt	DR	94	12	7294-12N	
V8 6.2L 379cid		Diesel, Std. Unit	DR	94	12	7294-12N	
V8 6.2L 379cid	1991	Diesel	DR	105	12	7802-11N-1G	
V8 7.4L 454cid		Std. Unit	DR	100-105	12	7802-11N-6G	
V8 7.4L 454cid	1990	w/2-Pin Alt Plug, w/AC	DR	94	12	7294-12N	
V8 7.4L 454cid		w/2-Pin Alt Plug, w/o AC	DR	94	12	7294-12N	
V8 7.4L 454cid	1989	DR CS144, 120 Amp, 5S pulley	DR	120	12	7901-2N-5G	
V8 7.4L 454cid		w/2-Pin Alt Plug, Opt. 94 Amp	DR	94	12	7294-12N	
V8 7.4L 454cid		w/2-Pin Alt Plug, Std. 66 Amp	DR	94	12	7294-12N	
V8 7.4L 454cid		w/4-Pin Alt Plug, Opt. 120 Amp	DR	124	12	7901-2N	
V8 7.4L 454cid		w/4-Pin Alt Plug, Std. 85 Amp	DR	100-105	12	7802-3N	
RM80							
GM 7.8L (478) V6 Gas	1974-71	Std. Unit	DR	63	12	7122N	
S7							
GM 5.7L (350) V8 Gas	1989	94 Amp	DR	94	12	7294-12N	
GM 5.7L (350) V8 Gas		w/108 Amp	DR	120	12	7287-12N	
GM 6.0L (366) V8 Gas	1990	w/108 Amp	DR	120	12	7287-9N	
GM 6.0L (366) V8 Gas	1989	w/108 Amp	DR	120	12	7287-12N	
GM 8.2L (N,T) Diesel	1993-89	Bosch Replacement Unit, 160 Amp, 3 Mounting Ears	BO	160	12	12490N	12715N
GM 8.2L (N,T) Diesel		Bosch Replacement Unit, 200 Amp	BO	200	12	12715N	
GM 8.2L (N,T) Diesel		Delco 21SI, 130 Amp Series	DR	130	12	7971N	
GM 8.2L (N,T) Diesel		w/ Air Brakes, 27SI, 100 Amp	DR	100	12	7850N	8076N
GM 8.2L (N,T) Diesel		w/105 Amp	DR	130	12	7971N	
SE50							
GM 5.7L (350) V8 Gas	1972-71	Opt. Unit	DR	63	12	7122N	
GM 5.7L (350) V8 Gas		Std. Unit	DR	63	12	7122N	
GM 6.0L (366) V8 Gas		Opt. Int. Reg.	DR	63	12	7127-9N	7294-9N

ALTERNATORS AND GENERATORS

ENGINE	YEAR	APPLICATION	Mfg	Amp	Volt	PART NO.	OPT. NO.
Chevrolet (Cont'd)							
SE50 (Cont'd)							
GM 6.0L (366) V8 Gas	1972-71	Opt. Unit	DR	63	12	7122N	
GM 6.0L (366) V8 Gas		Std. Unit	DR	63	12	7122N	
GM 6.0L (366) V8 Gas		w/42 Amp Int. Reg.	DR	63	12	7127-9N	7294-9N
SG50							
GMC Toro-Flo DH-478	1972-71	Std. Unit	DR	63	12	7122N	
Silverado 2500							
V8 5.3L 323cid	2000-99	VIN T, 145 Amp (DR44G) upgrade version	DR	145	12	8292N-DR	8292N-253A
V8 5.3L 323cid		VIN T, 253 Amp Aftermarket upgrade	DR	253	12	8292N-253A	
V8 5.3L 323cid		VIN T, Delco AD230, 105 Amp	DR	105	12	8247N	
V8 5.3L 323cid	2000	VIN T, 130 Amp, 2nd Description	DR	130-145	12	8292N	8292N-253A
V8 5.3L 323cid		VIN T, 130 Amp, Valeo, Optional Unit	BO	130	12	13860N	8292N-DR
V8 5.3L 323cid		VIN T, Delco 130 Amp, 1st Design	DR	130-145	12	8292N	8292N-253A
V8 5.3L 323cid	1999	VIN T, 130 Amp, Valeo	BO	130	12	13860N	8292N-DR
V8 5.3L 323cid		VIN T, Delco AD244, 130 Amp	DR	130-145	12	8292N	8292N-253A
V8 5.3L 5300cc 323cid	2012	160 Amp	DR	160	12	8301N	
V8 6.0L 5967cc 364cid	2004-03	AD244 Series 220 Amp upgrade	DR	220	12	8292N-DR220A	8292N-253A
V8 6.0L 5967cc 364cid		Delco 105 Amp	DR	105	12	8247N	
V8 6.0L 5967cc 364cid		Delco AD244, 145 Amp	DR	130-145	12	8292N	8292N-253A
V8 6.0L 5967cc 364cid	2004-01	145 Amp (DR44G) upgrade version	DR	145	12	8292N-DR	8292N-253A
V8 6.0L 5967cc 364cid		253 Amp Aftermarket upgrade	DR	253	12	8292N-253A	
V8 6.0L 5967cc 364cid	2002-01	Delco AD230, 105 Amp	DR	105	12	8247N	
V8 6.0L 5967cc 364cid	2000-99	VIN U, 145 Amp (DR44G) upgrade version	DR	145	12	8292N-DR	8292N-253A
V8 6.0L 5967cc 364cid		VIN U, 253 Amp Aftermarket upgrade	DR	253	12	8292N-253A	
V8 6.0L 5967cc 364cid		VIN U, Delco AD230, 105 Amp	DR	105	12	8247N	
V8 6.0L 5967cc 364cid	2002	Delco 130 Amp, 1st Design	BO	130	12	13860N	8292N-DR
V8 6.0L 5967cc 364cid		Delco 130 Amp, 2nd Design	DR	130-145	12	8292N	8292N-253A
V8 6.0L 5967cc 364cid	2001	Delco 130 Amp, Opt.	DR	130-145	12	8292N	8292N-253A
V8 6.0L 5967cc 364cid		Delco AD244, 130 Amp, Std.	DR	130-145	12	8292N	8292N-253A
V8 6.0L 5967cc 364cid	2000	VIN U, 130 Amp, 2nd Description	DR	130-145	12	8292N	8292N-253A
V8 6.0L 5967cc 364cid		VIN U, 130 Amp, Valeo	BO	130	12	13860N	8292N-DR
V8 6.0L 5967cc 364cid		VIN U, Delco 130 Amp, 1st Design	DR	130-145	12	8292N	8292N-253A
V8 6.0L 5967cc 364cid	1999	VIN U, 133 Amp, Optional Unit, Valeo	BO	130	12	13860N	8292N-DR
V8 6.0L 5967cc 364cid		VIN U, Delco AD244, 130 Amp, Std.	DR	130-145	12	8292N	8292N-253A
Silverado 2500 HD							
V8 6.0L 5967cc 364cid	2013-11	125 Amp	BO	125	12	11234N	8301N
V8 6.0L 5967cc 364cid		160 Amp	DR	160	12	8301N	
V8 6.0L 5967cc 364cid	2009-08	125 Amp, Dual Alternator, 2 used	BO	125	12	11234N	8301N
V8 6.0L 5967cc 364cid		125 Amp, Exc. Dual Alternator	BO	125	12	11234N	8301N
V8 6.0L 5967cc 364cid		Delco, 160 Amp	DR	160	12	8301N	
V8 6.0L 5967cc 364cid	2005-03	AD244 Series 220 Amp upgrade	DR	220	12	8292N-DR220A	8292N-253A
V8 6.0L 5967cc 364cid		Delco 105 Amp	DR	105	12	8247N	
V8 6.0L 5967cc 364cid		Delco AD244, 145 Amp	DR	130-145	12	8292N	8292N-253A
V8 6.0L 5967cc 364cid	2005-01	145 Amp (DR44G) upgrade version	DR	145	12	8292N-DR	8292N-253A
V8 6.0L 5967cc 364cid		253 Amp Aftermarket upgrade	DR	253	12	8292N-253A	
V8 6.0L 5967cc 364cid	2002-01	Delco AD230, 105 Amp	DR	105	12	8247N	
V8 6.0L 5967cc 364cid	2010	VIN G, 125 Amp	BO	125	12	11234N	8301N
V8 6.0L 5967cc 364cid		VIN G, 145 Amp	DR	145	12	8302N-6G2	8301N
V8 6.0L 5967cc 364cid		VIN G, 160 Amp	DR	160	12	8301N	
V8 6.0L 5967cc 364cid		VIN K, 125 Amp	BO	125	12	11234N	8301N
V8 6.0L 5967cc 364cid		VIN K, 145 Amp	DR	145	12	8302N-6G2	8301N
V8 6.0L 5967cc 364cid		VIN K, 160 Amp	DR	160	12	8301N	
V8 6.0L 5967cc 364cid	2007	VIN K, 125 Amp, Dual Alternator, 2 used	BO	125	12	11234N	8301N
V8 6.0L 5967cc 364cid		VIN K, 125 Amp, Exc. Dual Alternator	BO	125	12	11234N	8301N
V8 6.0L 5967cc 364cid		VIN K, Delco, 160 Amp	DR	160	12	8301N	
V8 6.0L 5967cc 364cid		VIN U, Bosch, 100 Amp	BO	110	12	11076N	8292N-DR
V8 6.0L 5967cc 364cid		VIN U, Delco, 145 Amp	DR	130-145	12	8292N	8292N-253A
V8 6.0L 5967cc 364cid	2006	Bosch, 100 Amp	BO	110	12	11076N	8292N-DR
V8 6.0L 5967cc 364cid		Delco AD244, 145 Amp	DR	130-145	12	8292N	8292N-253A
V8 6.0L 5967cc 364cid	2002	Delco 130 Amp	DR	130-145	12	8292N	8292N-253A
V8 6.0L 5967cc 364cid	2001	Delco 130 Amp, Opt.	DR	130-145	12	8292N	8292N-253A
V8 6.0L 5967cc 364cid		Delco AD244, 130 Amp, Std.	DR	130-145	12	8292N	8292N-253A
V8 6.6L 400cid	2012-11	125 Amp	BO	125	12	11234N	8301N
V8 6.6L 400cid	2009-08	125 Amp, Dual Alternator, 2 used	BO	125	12	11234N	8301N
V8 6.6L 400cid		125 Amp, Exc. Dual Alternator	BO	125	12	11234N	8301N

ALTERNATORS

ALTERNATORS AND GENERATORS

ENGINE	YEAR	APPLICATION	Mfg	Amp	Volt	PART NO.	OPT. NO.
Chevrolet (Cont'd)							
Silverado 2500 HD (Cont'd)							
V8 6.6L 400cid	2005-04	Delco 105 Amp	DR	105	12	8247N	
V8 6.6L 400cid	2005-03	AD244 Series 220 Amp upgrade	DR	220	12	8292N-DR220A	8292N-253A
V8 6.6L 400cid		Delco AD244, 145 Amp	DR	130-145	12	8292N	8292N-253A
V8 6.6L 400cid	2005-01	145 Amp (DR44G) upgrade version	DR	145	12	8292N-DR	8292N-253A
V8 6.6L 400cid		253 Amp Aftermarket upgrade	DR	253	12	8292N-253A	
V8 6.6L 400cid	2002-01	Delco AD230, 105 Amp	DR	105	12	8247N	
V8 6.6L 400cid	2010	VIN 6, 125 Amp	BO	125	12	11234N	8301N
V8 6.6L 400cid	2009	Delco, 160 Amp	DR	160	12	8301N	
V8 6.6L 400cid	2008	Delco, 160 Amp	DR	160	12	8301N	
V8 6.6L 400cid	2007	VIN 6, 125 Amp, Dual Alternator, 2 used	BO	125	12	11234N	8301N
V8 6.6L 400cid		VIN 6, 125 Amp, Exc. Dual Alternator	BO	125	12	11234N	8301N
V8 6.6L 400cid		VIN 6, Delco, 160 Amp	DR	160	12	8301N	
V8 6.6L 400cid		VIN D, 145 Amp, Exc. Dual Alternator	DR	145	12	8489N	
V8 6.6L 400cid		VIN D, Bosch 100 Amp, Dual Alternator, 2 used	BO	110	12	11076N	8292N-DR
V8 6.6L 400cid	2006	Bosch 100 Amp	BO	110	12	11076N	8292N-DR
V8 6.6L 400cid		Delco 145 Amp	DR	145	12	8489N	
V8 6.6L 400cid	2003	Delco 105 Amp	DR	105	12	8247N	
V8 6.6L 400cid	2002	Delco 130 Amp	DR	130-145	12	8292N	8292N-253A
V8 6.6L 400cid	2001	Delco 130 Amp, Opt.	DR	130-145	12	8292N	8292N-253A
V8 6.6L 400cid		Delco AD244, 130 Amp, Std.	DR	130-145	12	8292N	8292N-253A
V8 8.1L 496cid	2007-06	Bosch 100 Amp	BO	110	12	11076N	8292N-DR
V8 8.1L 496cid		Delco 145 Amp	DR	130-145	12	8292N	8292N-253A
V8 8.1L 496cid	2005-03	AD244 Series 220 Amp upgrade	DR	220	12	8292N-DR220A	8292N-253A
V8 8.1L 496cid		Delco 105 Amp	DR	105	12	8247N	
V8 8.1L 496cid		Delco AD244, 145 Amp	DR	130-145	12	8292N	8292N-253A
V8 8.1L 496cid	2005-01	145 Amp (DR44G) upgrade version	DR	145	12	8292N-DR	8292N-253A
V8 8.1L 496cid		253 Amp Aftermarket upgrade	DR	253	12	8292N-253A	
V8 8.1L 496cid	2002-01	Delco AD230, 105 Amp	DR	105	12	8247N	
V8 8.1L 496cid	2002	Delco 130 Amp	DR	130-145	12	8292N	8292N-253A
V8 8.1L 496cid	2001	Delco 130 Amp, Opt.	DR	130-145	12	8292N	8292N-253A
V8 8.1L 496cid		Delco AD244, 130 Amp, Std.	DR	130-145	12	8292N	8292N-253A
Silverado 3500							
V8 6.0L 5967cc 364cid	2007-06	Bosch, 100 Amp	BO	110	12	11076N	8292N-DR
V8 6.0L 5967cc 364cid	2005-03	AD244 Series 220 Amp upgrade	DR	220	12	8292N-DR220A	8292N-253A
V8 6.0L 5967cc 364cid		Delco 105 Amp	DR	105	12	8247N	
V8 6.0L 5967cc 364cid		Delco AD244, 145 Amp	DR	130-145	12	8292N	8292N-253A
V8 6.0L 5967cc 364cid	2005-01	145 Amp (DR44G) upgrade version	DR	145	12	8292N-DR	8292N-253A
V8 6.0L 5967cc 364cid		253 Amp Aftermarket upgrade	DR	253	12	8292N-253A	
V8 6.0L 5967cc 364cid	2002-01	Delco AD230, 105 Amp	DR	105	12	8247N	
V8 6.0L 5967cc 364cid	2007	Delco, 145 Amp	DR	130-145	12	8292N	8292N-253A
V8 6.0L 5967cc 364cid	2006	Delco AD244, 145 Amp	DR	130-145	12	8292N	8292N-253A
V8 6.0L 5967cc 364cid	2002	Delco 130 Amp	DR	130-145	12	8292N	8292N-253A
V8 6.0L 5967cc 364cid	2001	Delco 130 Amp, Opt.	DR	130-145	12	8292N	8292N-253A
V8 6.0L 5967cc 364cid		Delco AD244, 130 Amp, Std.	DR	130-145	12	8292N	8292N-253A
V8 6.6L 400cid	2005-03	AD244 Series 220 Amp upgrade	DR	220	12	8292N-DR220A	8292N-253A
V8 6.6L 400cid		Delco 105 Amp	DR	105	12	8247N	
V8 6.6L 400cid		Delco AD244, 145 Amp	DR	130-145	12	8292N	8292N-253A
V8 6.6L 400cid	2005-01	145 Amp (DR44G) upgrade version	DR	145	12	8292N-DR	8292N-253A
V8 6.6L 400cid		253 Amp Aftermarket upgrade	DR	253	12	8292N-253A	
V8 6.6L 400cid	2002-01	Delco AD230, 105 Amp	DR	105	12	8247N	
V8 6.6L 400cid	2007	Bosch 100 Amp, Dual Alternator, 2 used	BO	110	12	11076N	8292N-DR
V8 6.6L 400cid		Delco 145 Amp, Exc. Dual Alternator	DR	145	12	8489N	
V8 6.6L 400cid	2006	Bosch 100 Amp	BO	110	12	11076N	8292N-DR
V8 6.6L 400cid		Delco 145 Amp	DR	145	12	8489N	
V8 6.6L 400cid	2004	VIN 1, 253 Amp Aftermarket upgrade	DR	253	12	8292N-253A	
V8 6.6L 400cid		VIN 1, AD244 Series 220 Amp upgrade	DR	220	12	8292N-DR220A	8292N-253A
V8 6.6L 400cid		VIN 1, Delco 105 Amp	DR	105	12	8247N	
V8 6.6L 400cid		VIN 1, Delco AD244, 145 Amp	DR	130-145	12	8292N	8292N-253A
V8 6.6L 400cid		VIN 2, 145 Amp (DR44G) upgrade version	DR	145	12	8292N-DR	8292N-253A
V8 6.6L 400cid		VIN 2, 253 Amp Aftermarket upgrade	DR	253	12	8292N-253A	
V8 6.6L 400cid		VIN 2, AD244 Series 220 Amp upgrade	DR	220	12	8292N-DR220A	8292N-253A
V8 6.6L 400cid		VIN 2, Delco 105 Amp	DR	105	12	8247N	
V8 6.6L 400cid		VIN 2, Delco AD244, 145 Amp	DR	130-145	12	8292N	8292N-253A
V8 6.6L 400cid	2002	Delco 130 Amp	DR	130-145	12	8292N	8292N-253A
V8 6.6L 400cid	2001	Delco 130 Amp, Opt.	DR	130-145	12	8292N	8292N-253A

ALTERNATORS AND GENERATORS

ENGINE	YEAR	APPLICATION	Mfg	Amp	Volt	PART NO.	OPT. NO.
Chevrolet (Cont'd)							
Silverado 3500 (Cont'd)							
V8 6.6L 400cid	2001	Delco AD244, 130 Amp, Std.	DR	130-145	12	8292N	8292N-253A
V8 8.1L 496cid	2007-06	Bosch, 100 Amp	BO	110	12	11076N	8292N-DR
V8 8.1L 496cid		Delco, 145 Amp	DR	130-145	12	8292N	8292N-253A
V8 8.1L 496cid	2005-03	AD244 Series 220 Amp upgrade	DR	220	12	8292N-DR220A	8292N-253A
V8 8.1L 496cid		Delco 105 Amp	DR	105	12	8247N	
V8 8.1L 496cid		Delco AD244, 145 Amp	DR	130-145	12	8292N	8292N-253A
V8 8.1L 496cid	2005-01	145 Amp (DR44G) upgrade version	DR	145	12	8292N-DR	8292N-253A
V8 8.1L 496cid		253 Amp Aftermarket upgrade	DR	253	12	8292N-253A	
V8 8.1L 496cid	2002-01	Delco AD230, 105 Amp	DR	105	12	8247N	
V8 8.1L 496cid	2002	Delco 130 Amp	DR	130-145	12	8292N	8292N-253A
V8 8.1L 496cid	2001	Delco 130 Amp, Opt.	DR	130-145	12	8292N	8292N-253A
V8 8.1L 496cid		Delco AD244, 130 Amp, Std.	DR	130-145	12	8292N	8292N-253A
Silverado 3500 HD							
V8 6.0L 5967cc 364cid	2013-11	125 Amp	BO	125	12	11234N	8301N
V8 6.0L 5967cc 364cid		160 Amp	DR	160	12	8301N	
V8 6.0L 5967cc 364cid	2009-07	125 Amp, Dual Alternator, 2 used	BO	125	12	11234N	8301N
V8 6.0L 5967cc 364cid		125 Amp, Exc. Dual Alternator	BO	125	12	11234N	8301N
V8 6.0L 5967cc 364cid		Delco, 160 Amp	DR	160	12	8301N	
V8 6.0L 5967cc 364cid	2010	VIN G, 125 Amp	BO	125	12	11234N	8301N
V8 6.0L 5967cc 364cid		VIN G, 160 Amp	DR	160	12	8301N	
V8 6.0L 5967cc 364cid		VIN K, 125 Amp	BO	125	12	11234N	8301N
V8 6.0L 5967cc 364cid		VIN K, 160 Amp	DR	160	12	8301N	
V8 6.6L 400cid	2012-11	125 Amp	BO	125	12	11234N	8301N
V8 6.6L 400cid	2009-07	125 Amp, Dual Alternator, 2 used	BO	125	12	11234N	8301N
V8 6.6L 400cid		125 Amp, Exc. Dual Alternator	BO	125	12	11234N	8301N
V8 6.6L 400cid	2010	VIN 6, 125 Amp	BO	125	12	11234N	8301N
V8 6.6L 400cid	2009	Delco, 160 Amp	DR	160	12	8301N	
V8 6.6L 400cid	2008	Delco, 160 Amp	DR	160	12	8301N	
V8 6.6L 400cid	2007	VIN 6, Delco, 160 Amp	DR	160	12	8301N	
SS50							
GM 4.8L (292) L6 Gas	1972-71	Opt. Unit	DR	63	12	7122N	
GM 4.8L (292) L6 Gas		Std. Unit	DR	63	12	7122N	
Suburban 2500							
V8 6.0L 5967cc 364cid	2013-11	160 Amp	DR	160	12	8301N	
V8 6.0L 5967cc 364cid	2012-11	125 Amp	BO	125	12	11234N	8301N
V8 6.0L 5967cc 364cid	2010-09	Delco Unit, Opt. 160 Amp	DR	160	12	8301N	
V8 6.0L 5967cc 364cid		Standard Unit, Delco, DR44 Type, 145 Amp	DR	145	12	8302N-6G2	8301N
V8 6.0L 5967cc 364cid	2010-07	Bosch, 125 Amp	BO	125	12	11234N	8301N
V8 6.0L 5967cc 364cid	2008-07	Delco Unit, Opt. 160 Amp	DR	160	12	8301N	
V8 6.0L 5967cc 364cid	2006-05	Bosch, w/2-Pin Regulator, 160 Amp	BO	150	12	11075N	
V8 6.0L 5967cc 364cid	2005-04	Delco AD244, 130-145 Amp	DR	130-145	12	8292N	8292N-253A
V8 6.0L 5967cc 364cid	2004-03	Std. 105 Amp	DR	105	12	8247N	
V8 6.0L 5967cc 364cid	2002-00	145 Amp (DR44G) upgrade version	DR	145	12	8292N-DR	8292N-253A
V8 6.0L 5967cc 364cid		253 Amp Aftermarket upgrade	DR	253	12	8292N-253A	
V8 6.0L 5967cc 364cid		Delco AD230, 105 Amp	DR	105	12	8247N	
V8 6.0L 5967cc 364cid		Delco AD244, 130 Amp, Opt.	DR	130-145	12	8292N	8292N-253A
V8 6.0L 5967cc 364cid	2008	Standard Unit, Delco, 145 Amp	DR	145	12	8302N-6G2	8301N
V8 6.0L 5967cc 364cid	2007	Delco Unit, 145 Amp, 62mm Pulley OD	DR	145	12	8302N-6G2	8301N
V8 6.0L 5967cc 364cid	2006	Delco AD244, 145 Amp, 4 Pin Regulator	DR	130-145	12	8292N	8292N-253A
V8 6.0L 5967cc 364cid	2003	Delco AD244, 130-145 Amp	DR	130-145	12	8292N	8292N-253A
V8 6.0L 6000cc 366cid	2009	VIN K, 145 Amp	DR	145	12	8302N-6G2	8301N
V8 6.0L 6000cc 366cid		VIN K, 160 Amp	DR	160	12	8301N	
V8 8.1L 496cid	2005-03	Delco AD244, 130-145 Amp	DR	130-145	12	8292N	8292N-253A
V8 8.1L 496cid		Std. 105 Amp	DR	105	12	8247N	
V8 8.1L 496cid	2002-01	145 Amp (DR44G) upgrade version	DR	145	12	8292N-DR	8292N-253A
V8 8.1L 496cid		253 Amp Aftermarket upgrade	DR	253	12	8292N-253A	
V8 8.1L 496cid		Delco AD244, 130 Amp, Opt.	DR	130-145	12	8292N	8292N-253A
V8 8.1L 496cid	2006	Bosch, 100 Amp	BO	110	12	11076N	8292N-DR
V8 8.1L 496cid		Delco AD244, 145 Amp	DR	130-145	12	8292N	8292N-253A
T40							
DD 3-53	1970-67	All Models (Opt.)	DR	63	12	7122N	
DD 3-53		All Models (Std.)	DR	63	12	7122N	
GM 3.8L (230) L6 Gas	1967-63	w/Opt. 42 Amp	DR	63	12	7122N	
GM 3.8L (230) L6 Gas		w/Opt. 61 Amp	DR	63	12	7122N	

ALTERNATORS

ALTERNATORS AND GENERATORS

ENGINE	YEAR	APPLICATION	Mfg	Amp	Volt	PART NO.	OPT. NO.
Chevrolet (Cont'd)							
T40 (Cont'd)							
GM 3.8L (230) L6 Gas	1967-63	w/Std. 37 Amp	DR	63	12	7122N	
T5500							
Caterpillar 3116	1998-97	Bosch Replacement Unit, 160 Amp, 3 Mounting Ears	BO	160	12	12490N	12715N
Caterpillar 3116		Bosch Replacement Unit, 200 Amp	BO	200	12	12715N	
Caterpillar 3116		DR 21SI, 130 Amp	DR	130	12	7971N	
Caterpillar 3116		DR 21SI, 160 Amp	DR	160	12	8028N	
Caterpillar 3126	2002-97	Bosch Replacement Unit, 160 Amp, 3 Mounting Ears	BO	160	12	12490N	12715N
Caterpillar 3126		Bosch Replacement Unit, 200 Amp	BO	200	12	12715N	
Caterpillar 3126		DR 21SI, 130 Amp	DR	130	12	7971N	
Caterpillar 3126		DR 21SI, 160 Amp	DR	160	12	8028N	
GM 6.0L (366) V8 Gas	1998-91	DR CS144 IR/ EF, 145 Amp	DR	145	12	7684N	
T6500							
6 Cyl. 7.2L 441cid	1997	Caterpillar 3126, Bosch Replacement Unit, 160 Amp, 3 Mounting Ears	BO	160	12	12490N	12715N
6 Cyl. 7.2L 441cid		Caterpillar 3126, Bosch Replacement Unit, 200 Amp	BO	200	12	12715N	
6 Cyl. 7.2L 441cid		Caterpillar 3126, DR 21SI, 160 Amp	DR	160	12	8028N	
6 Cyl. 7.2L 441cid		DR 21SI, 130 Amp	DR	130	12	7971N	
8 Cyl. 6.0L 366cid	1996-91	DR CS144 IR/ EF, 145 Amp	DR	145	12	7684N	
L6 6.6L 403cid	1998-97	Caterpillar 3116, Bosch Replacement Unit, 160 Amp, 3 Mounting Ears	BO	160	12	12490N	12715N
L6 6.6L 403cid		Caterpillar 3116, Bosch Replacement Unit, 200 Amp	BO	200	12	12715N	
L6 6.6L 403cid		Caterpillar 3116, DR 21SI, 160 Amp	DR	160	12	8028N	
L6 6.6L 403cid		DR 21SI, 130 Amp	DR	130	12	7971N	
L6 7.2L 441cid	2002-99	Caterpillar 3126, DR 21SI, 160 Amp	DR	160	12	8028N	
L6 7.2L 441cid	2002-98	Caterpillar 3126, Bosch Replacement Unit, 160 Amp, 3 Mounting Ears	BO	160	12	12490N	12715N
L6 7.2L 441cid		Caterpillar 3126, Bosch Replacement Unit, 200 Amp	BO	200	12	12715N	
L6 7.2L 441cid		DR 21SI, 130 Amp	DR	130	12	7971N	
L6 7.8L 475cid	2009-99	DR 22SI Quad Pad Mt., 100 Amp	DR	130	12	8364N	8707N
L6 7.8L 475cid		DR 22SI Quad Pad Mt., 130 Amp	DR	130	12	8364N	8707N
V8 6.0L 366cid	1998-97	DR CS144 IR/ EF, 145 Amp	DR	145	12	7684N	
V8 6.0L 366cid	1997	DR CS130, 105 Amp, 10mm Adj.Ear	DR	100-105	12	7960N	
T7500							
6 Cyl. 7.2L 441cid	1997	Caterpillar 3126, Bosch Replacement Unit, 160 Amp, 3 Mounting Ears	BO	160	12	12490N	12715N
6 Cyl. 7.2L 441cid		Caterpillar 3126, Bosch Replacement Unit, 200 Amp	BO	200	12	12715N	
6 Cyl. 7.2L 441cid		Caterpillar 3126, DR 21SI, 160 Amp	DR	160	12	8028N	
6 Cyl. 7.2L 441cid		DR 21SI, 130 Amp	DR	130	12	7971N	
8 Cyl. 6.0L 366cid	1996-91	DR CS144 IR/ EF, 145 Amp	DR	145	12	7684N	
L6 6.6L 403cid	1998-97	Caterpillar 3116, Bosch Replacement Unit, 160 Amp, 3 Mounting Ears	BO	160	12	12490N	12715N
L6 6.6L 403cid		Caterpillar 3116, Bosch Replacement Unit, 200 Amp	BO	200	12	12715N	
L6 6.6L 403cid		Caterpillar 3116, DR 21SI, 160 Amp	DR	160	12	8028N	
L6 6.6L 403cid		DR 21SI, 130 Amp	DR	130	12	7971N	
L6 7.2L 441cid	2002-99	Caterpillar 3126, DR 21SI, 160 Amp	DR	160	12	8028N	
L6 7.2L 441cid	2002-98	Caterpillar 3126, Bosch Replacement Unit, 160 Amp, 3 Mounting Ears	BO	160	12	12490N	12715N
L6 7.2L 441cid		Caterpillar 3126, Bosch Replacement Unit, 200 Amp	BO	200	12	12715N	
L6 7.2L 441cid		DR 21SI, 130 Amp	DR	130	12	7971N	
L6 7.8L 475cid	2009-99	DR 22SI Quad Pad Mt., 100 Amp	DR	130	12	8364N	8707N
L6 7.8L 475cid		DR 22SI Quad Pad Mt., 130 Amp	DR	130	12	8364N	8707N
V8 6.0L 366cid	1998-97	DR CS144 IR/ EF, 145 Amp	DR	145	12	7684N	
V8 6.0L 366cid	1997	DR CS130, 105 Amp, 10mm Adj.Ear	DR	100-105	12	7960N	
T8500							
Caterpillar 3116	1998-97	Bosch Replacement Unit, 160 Amp, 3 Mounting Ears	BO	160	12	12490N	12715N
Caterpillar 3116		Bosch Replacement Unit, 200 Amp	BO	200	12	12715N	
Caterpillar 3116		DR 21SI, 130 Amp	DR	130	12	7971N	
Caterpillar 3116		DR 21SI, 160 Amp	DR	160	12	8028N	
Caterpillar 3126	2002-97	Bosch Replacement Unit, 160 Amp, 3 Mounting Ears	BO	160	12	12490N	12715N
Caterpillar 3126		Bosch Replacement Unit, 200 Amp	BO	200	12	12715N	
Caterpillar 3126		DR 21SI, 130 Amp	DR	130	12	7971N	
Caterpillar 3126		DR 21SI, 160 Amp	DR	160	12	8028N	
GM 7.8L (476) Diesel	2009-99	DR 22SI Quad Pad Mt., 100 Amp	DR	130	12	8364N	8707N
GM 7.8L (476) Diesel	2009-98	DR 22SI Quad Pad Mt., 130 Amp	DR	130	12	8364N	8707N

ALTERNATORS AND GENERATORS

ENGINE	YEAR	APPLICATION	Mfg	Amp	Volt	PART NO.	OPT. NO.
Chevrolet (Cont'd)							
T8500 (Cont'd)							
Various Eng.	1998	DR 22SI Quad Pad Mt., 100 Amp	DR	130	12	8364N	8707N
TD50							
DD 4-53	1969-67	All Models (Opt.)	DR	63	12	7122N	
DD 4-53		All Models (Std.)	DR	63	12	7122N	
TD60							
DD 4-53	1969-67	All Models (Opt.)	DR	63	12	7122N	
DD 4-53		All Models (Std.)	DR	63	12	7122N	
TE50							
GM 4.6L (283) V8 Gas	1967-63	All Models (Opt.)	DR	63	12	7122N	
GM 4.6L (283) V8 Gas		All Models (Std.)	DR	63	12	7122N	
GM 5.0L (307) V8 Gas	1970-68	w/Opt. 42 Amp	DR	63	12	7122N	
GM 5.0L (307) V8 Gas		w/Opt. 61 Amp	DR	63	12	7122N	
GM 5.0L (307) V8 Gas	1969-68	w/Std. 37 Amp	DR	63	12	7122N	
GM 5.0L (307) V8 Gas	1970	w/Std. 37 Amp	DR	63	12	7122N	
GM 5.4L (327) V8 Gas	1968-63	All Models (Opt.)	DR	63	12	7122N	
GM 5.4L (327) V8 Gas		All Models (Std.)	DR	63	12	7122N	
GM 5.7L (350) V8 Gas	1972-71	Opt. Unit	DR	63	12	7122N	
GM 5.7L (350) V8 Gas		Std. Unit	DR	63	12	7122N	
GM 5.7L (350) V8 Gas	1970-69	w/Opt. 42 Amp	DR	63	12	7122N	
GM 5.7L (350) V8 Gas		w/Opt. 61 Amp	DR	63	12	7122N	
GM 6.0L (366) V8 Gas	1978-76	w/63 Amp	DR	63	12	7127-9N	7294-9N
GM 6.0L (366) V8 Gas		w/65 Amp (H.D.)	DR	80	12	7138N	7850N
GM 6.0L (366) V8 Gas	1978-73	w/80 Amp	DR	100	12	7157MN	
GM 6.0L (366) V8 Gas	1978-69	w/42 Amp Int. Reg.	DR	63	12	7127-9N	7294-9N
GM 6.0L (366) V8 Gas	1975-73	w/42 Amp (Ext. Reg.)	DR	63	12	7122N	
GM 6.0L (366) V8 Gas		w/61 Amp (Ext. Reg.)	DR	63	12	7122N	
GM 6.0L (366) V8 Gas	1972-71	Opt. Unit	DR	63	12	7122N	
GM 6.0L (366) V8 Gas		Opt. Unit	DR	63	12	7127-9N	7294-9N
GM 6.0L (366) V8 Gas		Std. Unit	DR	63	12	7122N	
GM 6.0L (366) V8 Gas	1970-69	w/42 Amp Ext. Reg.	DR	63	12	7122N	
GM 6.0L (366) V8 Gas		w/61 Amp Int. Reg.	DR	63	12	7127-9N	7294-9N
GM 6.0L (366) V8 Gas	1968-66	w/42 Amp Ext. Reg.	DR	63	12	7122N	
GM 6.0L (366) V8 Gas		w/61 Amp Ext. Reg.	DR	63	12	7122N	
GM 7.0L (427) V8 Gas	1978-76	w/63 Amp	DR	63	12	7127-9N	7294-9N
GM 7.0L (427) V8 Gas		w/65 Amp (H.D.)	DR	80	12	7138N	7850N
GM 7.0L (427) V8 Gas	1978-73	w/80 Amp	DR	100	12	7157MN	
GM 7.0L (427) V8 Gas	1978-69	w/42 Amp Int. Reg.	DR	63	12	7127-9N	7294-9N
GM 7.0L (427) V8 Gas	1975-73	w/42 Amp (Ext. Reg.)	DR	63	12	7122N	
GM 7.0L (427) V8 Gas		w/61 Amp (Ext. Reg.)	DR	63	12	7122N	
GM 7.0L (427) V8 Gas	1972-71	Opt. Unit	DR	63	12	7127-9N	7294-9N
GM 7.0L (427) V8 Gas	1970-69	w/42 Amp Ext. Reg.	DR	63	12	7122N	
GM 7.0L (427) V8 Gas		w/61 Amp Int. Reg.	DR	63	12	7127-9N	7294-9N
GM 7.0L (427) V8 Gas	1968-66	w/42 Amp Ext. Reg.	DR	63	12	7122N	
GM 7.0L (427) V8 Gas		w/61 Amp Ext. Reg.	DR	63	12	7122N	
GM 7.4L (454) V8 Gas	1978-73	w/42 Amp Int. Reg.	DR	63	12	7127-9N	7294-9N
GM 7.4L (454) V8 Gas		w/63 Amp (Int. Reg.)	DR	63	12	7127-9N	7294-9N
GM 7.4L (454) V8 Gas		w/80 Amp	DR	100	12	7157MN	
GM 7.4L (454) V8 Gas	1975-73	w/37 Amp (Ext. Reg.)	DR	63	12	7122N	
GM 7.4L (454) V8 Gas		w/61 Amp (Int. Reg.)	DR	63	12	7127-9N	7294-9N
TE60							
GM 4.6L (283) V8 Gas	1967-63	All Models (Opt.)	DR	63	12	7122N	
GM 4.6L (283) V8 Gas		All Models (Std.)	DR	63	12	7122N	
GM 5.0L (307) V8 Gas	1970-68	w/Opt. 42 Amp	DR	63	12	7122N	
GM 5.0L (307) V8 Gas		w/Opt. 61 Amp	DR	63	12	7122N	
GM 5.0L (307) V8 Gas		w/Std. 37 Amp	DR	63	12	7122N	
GM 5.4L (327) V8 Gas	1968-63	All Models (Opt.)	DR	63	12	7122N	
GM 5.4L (327) V8 Gas		All Models (Std.)	DR	63	12	7122N	
GM 5.7L (350) V8 Gas	1978-76	w/63 Amp	DR	63	12	7127-9N	7294-9N
GM 5.7L (350) V8 Gas		w/65 Amp (H.D.)	DR	80	12	7138N	7850N
GM 5.7L (350) V8 Gas		w/80 Amp	DR	100	12	7157MN	
GM 5.7L (350) V8 Gas	1978-73	w/42 Amp Int. Reg.	DR	63	12	7127-9N	7294-9N
GM 5.7L (350) V8 Gas	1975-73	Opt. Int. Reg.	DR	63	12	7127-9N	7294-9N
GM 5.7L (350) V8 Gas		Std. Ext. Reg.	DR	63	12	7122N	
GM 5.7L (350) V8 Gas	1972-71	Opt. Unit	DR	63	12	7122N	

ALTERNATORS

ALTERNATORS AND GENERATORS

ENGINE	YEAR	APPLICATION	Mfg	Amp	Volt	PART NO.	OPT. NO.
Chevrolet (Cont'd)							
TE60 (Cont'd)							
GM 5.7L (350) V8 Gas	1972-71	Std. Unit	DR	63	12	7122N	
GM 5.7L (350) V8 Gas	1970-69	w/Opt. 42 Amp	DR	63	12	7122N	
GM 5.7L (350) V8 Gas		w/Opt. 61 Amp	DR	63	12	7122N	
GM 5.7L (350) V8 Gas		w/Std. 37 Amp	DR	63	12	7122N	
GM 6.0L (366) V8 Gas	1978-76	w/65 Amp (H.D.)	DR	80	12	7138N	7850N
GM 6.0L (366) V8 Gas	1978-73	w/80 Amp	DR	100	12	7157MN	
GM 6.0L (366) V8 Gas	1978-69	w/42 Amp Int. Reg.	DR	63	12	7127-9N	7294-9N
GM 6.0L (366) V8 Gas	1975-73	w/42 Amp (Ext. Reg.)	DR	63	12	7122N	
GM 6.0L (366) V8 Gas		w/61 Amp (Ext. Reg.)	DR	63	12	7122N	
GM 6.0L (366) V8 Gas	1972-71	Opt. Unit	DR	63	12	7122N	
GM 6.0L (366) V8 Gas		Opt. Unit	DR	63	12	7127-9N	7294-9N
GM 6.0L (366) V8 Gas		Std. Unit	DR	63	12	7122N	
GM 6.0L (366) V8 Gas	1970-69	w/42 Amp Ext. Reg.	DR	63	12	7122N	
GM 6.0L (366) V8 Gas		w/61 Amp Int. Reg.	DR	63	12	7127-9N	7294-9N
GM 6.0L (366) V8 Gas	1968-66	w/42 Amp Ext. Reg.	DR	63	12	7122N	
GM 6.0L (366) V8 Gas		w/61 Amp Ext. Reg.	DR	63	12	7122N	
GM 6.0L (366) V8 Gas	1971	w/42 Amp Int. Reg.	DR	63	12	7127-9N	7294-9N
GM 7.0L (427) V8 Gas	1978-76	w/63 Amp	DR	63	12	7127-9N	7294-9N
GM 7.0L (427) V8 Gas		w/65 Amp (H.D.)	DR	80	12	7138N	7850N
GM 7.0L (427) V8 Gas	1978-69	w/42 Amp Int. Reg.	DR	63	12	7127-9N	7294-9N
GM 7.0L (427) V8 Gas	1977-73	w/80 Amp	DR	100	12	7157MN	
GM 7.0L (427) V8 Gas	1975-73	w/61 Amp (Ext. Reg.)	DR	63	12	7122N	
GM 7.0L (427) V8 Gas	1975-69	w/42 Amp Ext. Reg.	DR	63	12	7122N	
GM 7.0L (427) V8 Gas	1972-71	Opt. Unit	DR	63	12	7127-9N	7294-9N
GM 7.0L (427) V8 Gas	1970-69	w/61 Amp Int. Reg.	DR	63	12	7127-9N	7294-9N
GM 7.0L (427) V8 Gas	1968-66	w/42 Amp Ext. Reg.	DR	63	12	7122N	
GM 7.0L (427) V8 Gas		w/61 Amp Ext. Reg.	DR	63	12	7122N	
GM 7.4L (454) V8 Gas	1978-73	w/42 Amp Int. Reg.	DR	63	12	7127-9N	7294-9N
GM 7.4L (454) V8 Gas		w/63 Amp (Int. Reg.)	DR	63	12	7127-9N	7294-9N
GM 7.4L (454) V8 Gas		w/80 Amp	DR	100	12	7157MN	
GM 7.4L (454) V8 Gas	1975-73	w/37 Amp (Ext. Reg.)	DR	63	12	7122N	
GM 7.4L (454) V8 Gas		w/61 Amp (Int. Reg.)	DR	63	12	7127-9N	7294-9N
TE65							
GM 6.0L (366) V8 Gas	1978-76	w/63 Amp	DR	63	12	7127-9N	7294-9N
GM 6.0L (366) V8 Gas		w/65 Amp (H.D.)	DR	80	12	7138N	7850N
GM 6.0L (366) V8 Gas	1978-73	w/80 Amp	DR	100	12	7157MN	
GM 6.0L (366) V8 Gas	1978-69	w/42 Amp Int. Reg.	DR	63	12	7127-9N	7294-9N
GM 6.0L (366) V8 Gas	1975-73	w/42 Amp (Ext. Reg.)	DR	63	12	7122N	
GM 6.0L (366) V8 Gas		w/61 Amp (Ext. Reg.)	DR	63	12	7122N	
GM 6.0L (366) V8 Gas	1972-71	Opt. Unit	DR	63	12	7122N	
GM 6.0L (366) V8 Gas		Opt. Unit	DR	63	12	7127-9N	7294-9N
GM 6.0L (366) V8 Gas		Std. Unit	DR	63	12	7122N	
GM 6.0L (366) V8 Gas	1970-69	w/42 Amp Ext. Reg.	DR	63	12	7122N	
GM 6.0L (366) V8 Gas		w/61 Amp Int. Reg.	DR	63	12	7127-9N	7294-9N
GM 6.0L (366) V8 Gas	1968-66	w/42 Amp Ext. Reg.	DR	63	12	7122N	
GM 6.0L (366) V8 Gas		w/61 Amp Ext. Reg.	DR	63	12	7122N	
GM 7.0L (427) V8 Gas	1978-76	w/63 Amp	DR	63	12	7127-9N	7294-9N
GM 7.0L (427) V8 Gas		w/65 Amp (H.D.)	DR	80	12	7138N	7850N
GM 7.0L (427) V8 Gas	1978-73	w/80 Amp	DR	100	12	7157MN	
GM 7.0L (427) V8 Gas	1978-69	w/42 Amp Int. Reg.	DR	63	12	7127-9N	7294-9N
GM 7.0L (427) V8 Gas	1975-73	w/42 Amp (Ext. Reg.)	DR	63	12	7122N	
GM 7.0L (427) V8 Gas		w/61 Amp (Ext. Reg.)	DR	63	12	7122N	
GM 7.0L (427) V8 Gas	1972-71	Opt. Unit	DR	63	12	7127-9N	7294-9N
GM 7.0L (427) V8 Gas	1970-69	w/42 Amp Ext. Reg.	DR	63	12	7122N	
GM 7.0L (427) V8 Gas		w/61 Amp Int. Reg.	DR	63	12	7127-9N	7294-9N
GM 7.0L (427) V8 Gas	1968-66	w/42 Amp Ext. Reg.	DR	63	12	7122N	
GM 7.0L (427) V8 Gas		w/61 Amp Ext. Reg.	DR	63	12	7122N	
GM 7.4L (454) V8 Gas	1978-73	w/42 Amp Int. Reg.	DR	63	12	7127-9N	7294-9N
GM 7.4L (454) V8 Gas		w/63 Amp (Int. Reg.)	DR	63	12	7127-9N	7294-9N
GM 7.4L (454) V8 Gas		w/80 Amp	DR	100	12	7157MN	
GM 7.4L (454) V8 Gas	1975-73	w/37 Amp (Ext. Reg.)	DR	63	12	7122N	
GM 7.4L (454) V8 Gas		w/61 Amp (Int. Reg.)	DR	63	12	7127-9N	7294-9N
TG50							
GMC Toro-Flo DH-478	1975-72	Std. Unit	DR	63	12	7122N	
GMC Toro-Flo DH-478	1970-67	Opt. Unit	DR	63	12	7122N	

ALTERNATORS AND GENERATORS

ENGINE	YEAR	APPLICATION	Mfg	Amp	Volt	PART NO.	OPT. NO.
Chevrolet (Cont'd)							
TG50 (Cont'd)							
GMC Toro-Flo DH-478	1970-67	Std. Unit	DR	63	12	7122N	
TG60							
GMC Toro-Flo DH-478	1975-71	Std. Unit	DR	63	12	7122N	
GMC Toro-Flo DH-478	1970-67	Opt. Unit	DR	63	12	7122N	
GMC Toro-Flo DH-478		Std. Unit	DR	63	12	7122N	
TG70							
GMC Toro-Flo DH-478	1969-66	Opt. Unit	DR	63	12	7122N	
GMC Toro-Flo DH-478		Std. Unit	DR	63	12	7122N	
TJ70							
GMC Toro-Flo DH-637	1968-66	Std. Unit	DR	63	12	7122N	
TM65							
GM 5.0L (305) V6 Gas	1974-73	Opt. Unit	DR	100	12	7157MN	
GM 5.0L (305) V6 Gas	1972-67	DR. 55 Amp	DR	63	12	7122N	
GM 5.8L (351) V6 Gas		DR. 55 Amp	DR	63	12	7122N	
GM 6.2L (379) V6 Gas	1974-73	Opt. Unit	DR	63	12	7127-9N	7294-9N
GM 6.2L (379) V6 Gas		Opt. Unit	DR	100	12	7157MN	
GM 6.2L (379) V6 Gas		Std. Unit	DR	63	12	7122N	
GM 6.2L (379) V6 Gas		Std. Unit	DR	63	12	7127-9N	7294-9N
TM70							
GM 5.0L (305) V6 Gas	1974-73	Opt. Unit	DR	100	12	7157MN	
GM 5.0L (305) V6 Gas	1972-67	DR. 55 Amp	DR	63	12	7122N	
GM 5.8L (351) V6 Gas		DR. 55 Amp	DR	63	12	7122N	
GM 6.2L (379) V6 Gas	1974-73	Opt. Unit	DR	63	12	7127-9N	7294-9N
GM 6.2L (379) V6 Gas		Opt. Unit	DR	100	12	7157MN	
GM 6.2L (379) V6 Gas		Std. Unit	DR	63	12	7122N	
GM 6.2L (379) V6 Gas		Std. Unit	DR	63	12	7127-9N	7294-9N
TM80							
GM 5.0L (305) V6 Gas	1974-73	Opt. Unit	DR	100	12	7157MN	
GM 5.0L (305) V6 Gas	1972-67	DR. 55 Amp	DR	63	12	7122N	
GM 5.8L (351) V6 Gas		DR. 55 Amp	DR	63	12	7122N	
GM 6.2L (379) V6 Gas	1974-73	Opt. Unit	DR	63	12	7127-9N	7294-9N
GM 6.2L (379) V6 Gas		Opt. Unit	DR	100	12	7157MN	
GM 6.2L (379) V6 Gas		Std. Unit	DR	63	12	7122N	
GM 6.2L (379) V6 Gas		Std. Unit	DR	63	12	7127-9N	7294-9N
GM 6.6L (401) V6 Gas	1972-71	Opt. Unit	DR	63	12	7122N	
GM 6.6L (401) V6 Gas		Std. Unit	DR	63	12	7122N	
GM 7.1L (432) V6 Gas	1974-73	Opt. Unit	DR	63	12	7122N	
GM 7.1L (432) V6 Gas		Std. Unit	DR	63	12	7122N	
GM 7.8L (478) V6 Gas	1973-71	Opt. Unit	DR	63	12	7122N	
GM 7.8L (478) V6 Gas		Std. Unit	DR	63	12	7122N	
TS50							
GM 4.8L (292) L6 Gas	1972-71	Opt. Unit	DR	63	12	7122N	
GM 4.8L (292) L6 Gas		Std. Unit	DR	63	12	7122N	
TV70							
DD 6V-53	1975-71	Std. Unit	DR	63	12	7122N	
DD 6V-53	1970-66	All Models (Opt.)	DR	63	12	7122N	
DD 6V-53		All Models (Std.)	DR	63	12	7122N	
TW90							
DD 6V-71 (N, NE, T)	1976-71	Std. Unit	DR	75	12	7255N	8066N
V20							
L6 4.8L 292cid	1987	Std. w/AC	DR	94	12	7294-9N	
L6 4.8L 292cid		Std. w/o AC	DR	63	12	7127-9N	7294-9N
V8 5.7L 350cid		w/2-Pin Alt Plug, Opt. 94 Amp	DR	94	12	7294-3N	
V8 5.7L 350cid		w/2-Pin Alt Plug, Std. 66 Amp	DR	94	12	7294-3N	
V8 5.7L 350cid		w/2-Pin Alt Plug, Std. 78 Amp	DR	94	12	7294-3N	
V8 5.7L 350cid		w/4-Pin Alt Plug, 105 Amp	DR	100-105	12	7802-11N-5G	
V8 6.2L 379cid		Diesel, Opt	DR	94	12	7294-12N	
V8 6.2L 379cid		Diesel, Std. Unit	DR	94	12	7294-12N	
V20 Suburban							
V8 5.7L 350cid	1988-87	w/2-Pin Alt Plug, Opt. 94 Amp	DR	94	12	7294-3N	

ALTERNATORS

ALTERNATORS AND GENERATORS

ENGINE	YEAR	APPLICATION	Mfg	Amp	Volt	PART NO.	OPT. NO.
Chevrolet (Cont'd)							
V20 Suburban (Cont'd)							
V8 5.7L 350cid	1988-87	w/2-Pin Alt Plug, Std. 66 Amp	DR	94	12	7294-3N	
V8 5.7L 350cid		w/4-Pin Alt Plug, 105 Amp	DR	100-105	12	7802-11N-5G	
V8 6.2L 379cid		Diesel, Opt. 78 Amp	DR	94	12	7294-12N	
V8 6.2L 379cid		Diesel, Std. 66 Amp	DR	94	12	7294-12N	
V8 7.4L 454cid	1988	w/2-Pin Alt Plug, Opt. 94 Amp	DR	94	12	7294-12N	
V8 7.4L 454cid		w/2-Pin Alt Plug, Std. 66 Amp	DR	94	12	7294-12N	
V8 7.4L 454cid		w/4-Pin Alt Plug, 105 Amp	DR	100-105	12	7802-11N-6G	
V8 7.4L 454cid		1987	66 Amp	DR	94	12	7294-12N
V8 7.4L 454cid		94 Amp	DR	94	12	7294-12N	
V2500 Suburban							
V8 5.7L 350cid	1991-90	w/AC, 100 Amp	DR	100-105	12	7861-7N-6G	
V8 5.7L 350cid		w/AC, 105 Amp	DR	100-105	12	7861-7N-6G	
V8 5.7L 350cid		w/o AC, 85 Amp	DR	100-105	12	7861-7N-6G	
V8 5.7L 350cid		1991	DR CS144, 120 Amp, 5S pulley	DR	120	12	7901-2N-5G
V8 5.7L 350cid		Opt HD, 124 Amp	DR	124	12	7901-2N	
V8 5.7L 350cid		1989	w/2-Pin Alt Plug, Opt. 94 Amp	DR	94	12	7294-3N
V8 5.7L 350cid		w/2-Pin Alt Plug, Std. 66 Amp	DR	94	12	7294-3N	
V8 5.7L 350cid		1989	w/4-Pin Alt Plug, Opt. 105 Amp	DR	100-105	12	7861-7N-6G
V8 5.7L 350cid		w/4-Pin Alt Plug, Std. 100 Amp	DR	100-105	12	7861-7N-6G	
V8 6.2L 379cid		1990-89	Diesel, Opt. 78 Amp	DR	94	12	7294-12N
V8 6.2L 379cid		Diesel, Std. 66 Amp	DR	94	12	7294-12N	
V8 6.2L 379cid		1991	Diesel	DR	105	12	7802-11N-1G
V8 7.4L 454cid	1990	Opt. w/AC, 105 Amp	DR	100-105	12	7802-3N	
V8 7.4L 454cid		Std. w/AC, 100 Amp	DR	100-105	12	7802-3N	
V8 7.4L 454cid		Std. w/o AC, 85 Amp	DR	100-105	12	7802-3N	
V30							
L6 4.8L 292cid	1988-87	Std. w/AC	DR	94	12	7294-9N	7294-9N
L6 4.8L 292cid		Std. w/o AC	DR	63	12	7127-9N	
V8 5.7L 350cid		w/2-Pin Alt Plug, Opt. 94 Amp	DR	94	12	7294-3N	
V8 5.7L 350cid		w/2-Pin Alt Plug, Std. 66 Amp	DR	94	12	7294-3N	
V8 5.7L 350cid		w/2-Pin Alt Plug, Std. 78 Amp	DR	94	12	7294-3N	
V8 5.7L 350cid		w/4-Pin Alt Plug, 105 Amp	DR	100-105	12	7802-11N-5G	
V8 6.2L 379cid		Diesel, Opt	DR	94	12	7294-12N	
V8 6.2L 379cid		Diesel, Std. Unit	DR	94	12	7294-12N	
V8 7.4L 454cid	1988	w/2-Pin Alt Plug, Opt. 94 Amp	DR	94	12	7294-12N	
V8 7.4L 454cid		w/2-Pin Alt Plug, Std. 66 Amp	DR	94	12	7294-12N	
V8 7.4L 454cid		w/4-Pin Alt Plug, 105 Amp	DR	100-105	12	7802-11N-6G	
V8 7.4L 454cid		1987	Opt. 94 Amp	DR	94	12	7294-12N
V8 7.4L 454cid		Std. 66 Amp	DR	94	12	7294-12N	
V3500							
V8 5.7L 350cid	1991	Std. Unit	DR	100-105	12	7802-3N	
V8 5.7L 350cid	1990	Opt. w/AC, 105 Amp	DR	100-105	12	7861-7N-6G	
V8 5.7L 350cid		Std. w/AC, 100 Amp	DR	100-105	12	7861-7N-6G	
V8 5.7L 350cid		Std. w/o AC, 85 Amp	DR	100-105	12	7861-7N-6G	
V8 5.7L 350cid		1989	w/2-Pin Alt Plug, Opt. 94 Amp	DR	94	12	7294-3N
V8 5.7L 350cid		w/2-Pin Alt Plug, Std. 66 Amp	DR	94	12	7294-3N	
V8 5.7L 350cid		1989	w/4-Pin Alt Plug, 100 Amp	DR	100-105	12	7861-7N-6G
V8 5.7L 350cid		w/4-Pin Alt Plug, 105 Amp	DR	100-105	12	7861-7N-6G	
V8 6.2L 379cid		1990-89	Diesel, Opt	DR	94	12	7294-12N
V8 6.2L 379cid		Diesel, Std. Unit	DR	94	12	7294-12N	
V8 6.2L 379cid		1991	Diesel	DR	105	12	7802-11N-1G
V8 7.4L 454cid		Std. Unit	DR	100-105	12	7802-11N-6G	
V8 7.4L 454cid		1990	w/2-Pin Alt Plug, w/AC	DR	94	12	7294-12N
V8 7.4L 454cid		w/2-Pin Alt Plug, w/o AC	DR	94	12	7294-12N	
V8 7.4L 454cid		1989	DR CS144, 120 Amp, 5S pulley	DR	120	12	7901-2N-5G
V8 7.4L 454cid		w/2-Pin Alt Plug, Opt. 94 Amp	DR	94	12	7294-12N	
V8 7.4L 454cid		w/2-Pin Alt Plug, Std. 66 Amp	DR	94	12	7294-12N	
V8 7.4L 454cid		w/4-Pin Alt Plug, Opt. 120 Amp	DR	124	12	7901-2N	
V8 7.4L 454cid		w/4-Pin Alt Plug, Std. 85 Amp	DR	100-105	12	7802-3N	
V60							
GM D-478, DH-478	1966-63	All Models (Std.)	DR	63	12	7122N	
GMC Toro-Flo D-478		All Models (Std.)	DR	63	12	7122N	

ALTERNATORS AND GENERATORS

ENGINE	YEAR	APPLICATION	Mfg	Amp	Volt	PART NO.	OPT. NO.
Chevrolet (Cont'd)							
V80							
GM D-478, DH-478	1966-63	All Models (Std.)	DR	63	12	7122N	
GMC Toro-Flo D-478	1965-63	All Models (Std.)	DR	63	12	7122N	
W3500 Tiltmaster							
L4 3.9L 236cid	1996-94	Hitachi System	HI	70	12	12097N	
L4 4.8L 290cid	2002-98	w/ Hydro Brakes, Hitachi IR, 80 Amp	HI	80	12	12336N	
L4 4.8L 290cid		w/o Hydro Brakes, Hitachi IR, 80 Amp	HI	80	12	12335N	
W4500 Tiltmaster							
4 Cyl. 3.9L 236cid	1998-90	Hitachi System	HI	70	12	12097N	
4 Cyl. 4.8L 290cid	1998	w/ Hydro Brakes, Hitachi IR, 80 Amp	HI	80	12	12336N	
4 Cyl. 4.8L 290cid		w/o Hydro Brakes, Hitachi IR, 80 Amp	HI	80	12	12335N	
Isuzu 3.9L - 4BD1 Eng.	1989-86	Delco System	DR	80	12	7138N	7850N
Isuzu 3.9L - 4BD1 Eng.		Hitachi System	HI	70	12	14735N	
L4 4.8L 290cid	2002-99	w/ Hydro Brakes, Hitachi IR, 80 Amp	HI	80	12	12336N	
L4 4.8L 290cid		w/o Hydro Brakes, Hitachi IR, 80 Amp	HI	80	12	12335N	
V8 5.7L 350cid	2002-98	w/ Hydro Brakes, Hitachi IR, 80 Amp	HI	80	12	12336N	
V8 5.7L 350cid		w/o Hydro Brakes, Hitachi IR, 80 Amp	HI	80	12	12335N	
W5500 Tiltmaster							
4 Cyl. 4.8L 290cid	1999-98	w/ Hydro Brakes, Hitachi IR, 80 Amp	HI	80	12	12336N	
4 Cyl. 4.8L 290cid		w/o Hydro Brakes, Hitachi IR, 80 Amp	HI	80	12	12335N	
Isuzu 3.9L - 4BD2 Eng.	1996-92	Hitachi System	HI	70	12	12097N	
L4 4.8L 290cid	2002-00	w/ Hydro Brakes, Hitachi IR, 80 Amp	HI	80	12	12336N	
L4 4.8L 290cid		w/o Hydro Brakes, Hitachi IR, 80 Amp	HI	80	12	12335N	
W6							
GM 5.7L (350) V8 Gas	1982-80	Tiltmaster, w/70 Amp	DR	85	12	7134-9N	
GM 5.7L (350) V8 Gas	1982-79	Tiltmaster, w/42 Amp	DR	63	12	7127-9N	7294-9N
GM 5.7L (350) V8 Gas		Tiltmaster, w/63 Amp	DR	63	12	7127-9N	7294-9N
GM 5.7L (350) V8 Gas	1979	Tiltmaster, w/80 Amp	DR	100	12	7157MN	
GM 6.0L (366) V8 Gas	1982-80	Tiltmaster, w/70 Amp	DR	85	12	7134-9N	
GM 6.0L (366) V8 Gas	1982-79	Tiltmaster, w/42 Amp	DR	63	12	7127-9N	7294-9N
GM 6.0L (366) V8 Gas		Tiltmaster, w/63 Amp	DR	63	12	7127-9N	7294-9N
GM 6.0L (366) V8 Gas	1979	Tiltmaster, w/80 Amp	DR	100	12	7157MN	
GM 7.0L (427) V8 Gas	1982-80	Tiltmaster, w/70 Amp	DR	85	12	7134-9N	
GM 7.0L (427) V8 Gas	1982-79	Tiltmaster, w/42 Amp	DR	63	12	7127-9N	7294-9N
GM 7.0L (427) V8 Gas		Tiltmaster, w/63 Amp	DR	63	12	7127-9N	7294-9N
GM 7.0L (427) V8 Gas	1979	Tiltmaster, w/80 Amp	DR	100	12	7157MN	
Isuzu 3.9L - 4BD2 Eng.	1996-92	Tiltmaster, Hitachi System	HI	70	12	12097N	
W7							
GM 6.0L (366) V8 Gas	1982-80	Tiltmaster, w/70 Amp	DR	85	12	7134-9N	
GM 6.0L (366) V8 Gas	1982-79	Tiltmaster, w/42 Amp	DR	63	12	7127-9N	7294-9N
GM 6.0L (366) V8 Gas		Tiltmaster, w/63 Amp	DR	63	12	7127-9N	7294-9N
GM 6.0L (366) V8 Gas	1979	Tiltmaster, w/80 Amp	DR	100	12	7157MN	
GM 7.0L (427) V8 Gas	1982-80	Tiltmaster, w/70 Amp	DR	85	12	7134-9N	
GM 7.0L (427) V8 Gas	1982-79	Tiltmaster, w/42 Amp	DR	63	12	7127-9N	7294-9N
GM 7.0L (427) V8 Gas		Tiltmaster, w/63 Amp	DR	63	12	7127-9N	7294-9N
GM 7.0L (427) V8 Gas	1979	Tiltmaster, w/80 Amp	DR	100	12	7157MN	
Isuzu 3.9L - 4BD2 Eng.	1996-92	Tiltmaster, Hitachi System	HI	70	12	12097N	
W70							
DD 6V-53	1975-71	Std. Unit	DR	63	12	7122N	
WM80							
GM 6.6L (401) V6 Gas	1972-71	Opt. Unit	DR	63	12	7122N	
GM 6.6L (401) V6 Gas		Std. Unit	DR	63	12	7122N	
GM 7.1L (432) V6 Gas	1974-73	Opt. Unit	DR	63	12	7122N	
GM 7.1L (432) V6 Gas		Std. Unit	DR	63	12	7122N	
GM 7.8L (478) V6 Gas	1973-71	Opt. Unit	DR	63	12	7122N	
GM 7.8L (478) V6 Gas		Std. Unit	DR	63	12	7122N	
WV70							
DD 6V-53	1974-71	Std. Unit	DR	63	12	7122N	
DD 6V-53	1970-66	All Models (Std.)	DR	63	12	7122N	
DD 6V-53		Opt. Unit	DR	63	12	7122N	
WW90							
DD 6V-71 (N, NE, T)	1976-71	Std. Unit	DR	75	12	7255N	8066N

ALTERNATORS

ALTERNATORS AND GENERATORS

ENGINE	YEAR	APPLICATION	Mfg	Amp	Volt	PART NO.	OPT. NO.
Consolidated Diesel							
4B							
3.9L	1992-91	20SI	DR	45	24	7297N	
3.9L	1992	20SI	DR	60	12	7266N	
3.9L		21SI Delco	DR	145-160	12	7644N	8076N
3.9L		21SI Delco	DR	70	24	8003N	
3.9L		21SI Delco	DR	130	12	8027N	7644N
3.9L	1991	27SI	DR	80	12	7138N	7850N
3.9L		27SI	DR	65	24	7197N	
6B							
5.9L	1992-91	20SI	DR	60	12	7266N	
5.9L	1992	20SI	DR	45	24	7297N	
5.9L		21SI Delco	DR	145-160	12	7644N	8076N
5.9L		21SI Delco	DR	70	24	8003N	
5.9L		21SI Delco	DR	130	12	8027N	7644N
5.9L	1991	27SI	DR	80	12	7138N	7850N
5.9L		27SI	DR	65	24	7197N	
6C							
8.3L	1992-91	20SI	DR	60	12	7266N	
8.3L		20SI	DR	45	24	7297N	
8.3L	1992	21SI Delco	DR	145-160	12	7644N	8076N
8.3L		21SI Delco	DR	70	24	8003N	
8.3L		21SI Delco	DR	130	12	8027N	7644N
8.3L	1991	27SI	DR	80	12	7138N	7850N
8.3L		27SI	DR	65	24	7197N	
Cummins Engines							
855 Series							
10.0L Eng.	1985-83	20SI Delco, 12 Volt-60 Amp	DR	60	12	7266N	
10.0L Eng.		20SI Delco, 24 Volt-35 Amp	DR	45	24	7297N	
10.0L Eng.		25SI Delco, 12 Volt-75 Amp	DR	75	12	7255N	8066N
10.0L Eng.		25SI Delco, 24 Volt-50 Amp	DR	50	24	7254N	
10.0L Eng.		25SI Delco, 24 Volt-75 Amp	DR	75	24	7252N	
10.0L Eng.		27SI Delco, 12 Volt-80 Amp	DR	80	12	7138N	7850N
10.0L Eng.		30SI Delco, 12 Volt, 90 Amp	DR	90	12	7256N	
14.0L Eng.		20SI Delco, 24 Volt-35 Amp	DR	45	24	7297N	
14.0L Eng.		25SI Delco, 12 Volt-75 Amp	DR	75	12	7255N	8066N
14.0L Eng.		25SI Delco, 24 Volt-50 Amp	DR	50	24	7254N	
B Series							
Various Eng.	2009-04	DR 11SI, 12V / 70 Amp	DR	70	12	8720N	
Various Eng.	1999-94	30SI Delco, 24 Volt, 100 Amp	DR	100	24	7965N	
Various Eng.		30SI Delco, 24 Volt, 60 Amp	DR	60	24	7263N	
Various Eng.		30SI Delco, 24 Volt, 75 Amp	DR	60	24	7975N	7965N
Various Eng.	1988-80	20SI Delco, 12 Volt-60 Amp	DR	60	12	7266N	
Various Eng.		20SI Delco, 24 Volt-35 Amp	DR	45	24	7297N	
Various Eng.		27SI Delco, 12 Volt-80 Amp	DR	80	12	7138N	7850N
Various Eng.		DR 15SI, 3 wire plug at 12, 105 Amp	DR	105	12	7853N	
Various Eng.	1985-80	10SI Delco, 24V/ 40 Amp,3-Pin Plug	DR	40	24	7176N	
C Series							
Various Eng.	1999-94	30SI Delco, 24 Volt, 60 Amp	DR	60	24	7263N	
Various Eng.		30SI Delco, 24 Volt, 75 Amp	DR	60	24	7975N	7965N
Various Eng.	1988-82	20SI Delco, 24 Volt-35 Amp	DR	45	24	7297N	
Various Eng.	1988-80	20SI Delco, 12 Volt-60 Amp	DR	60	12	7266N	
Various Eng.		20SI Delco, 24 Volt-45 Amp	DR	45	24	7297N	
Various Eng.		27SI Delco, 12 Volt-80 Amp	DR	80	12	7138N	7850N
Various Eng.		DR 15SI, 3 wire plug at 12, 105 Amp	DR	105	12	7853N	
Various Eng.	1986-80	20SI Delco, 24 Volt-35 Amp	DR	45	24	7297N	
K Series							
Various Eng.	1999-94	30SI Delco, 24 Volt, 100 Amp	DR	100	24	7965N	
Various Eng.		30SI Delco, 24 Volt, 60 Amp	DR	60	24	7263N	
Various Eng.		30SI Delco, 24 Volt, 75 Amp	DR	60	24	7975N	7965N
Various Eng.	1992-91	21SI Delco, 12 Volt-100 Amp	DR	130	12	8027N	7644N
Various Eng.		Bosch Replacement Unit, 160 Amp, 3 Mounting Ears	BO	160	12	12490N	12715N
Various Eng.		Bosch Replacement Unit, 200 Amp	BO	200	12	12715N	
Various Eng.		DR 21SI,24V/70 Amp, Europe Apps.	DR	70	24	8003N-LD	8003N

ALTERNATORS

ALTERNATORS AND GENERATORS

ENGINE	YEAR	APPLICATION	Mfg	Amp	Volt	PART NO.	OPT. NO.
Cummins Engines (Cont'd)							
K Series (Cont'd)							
Various Eng.	1992-91	DR 21SI,24V/70 Amp, Exc. Europe Apps.	DR	70	24	8003N	
Various Eng.	1992-83	20SI Delco, 12 Volt-60 Amp	DR	60	12	7266N	
Various Eng.		27SI Delco, 12 Volt-80 Amp	DR	80	12	7138N	7850N
Various Eng.		27SI Delco, 24 Volt-65 Amp	DR	65	24	7197N	
Various Eng.		30SI Delco, 24 Volt, 75 Amp	DR	60	24	7975N	7965N
Various Eng.		DR 30SI, 105 Amp, w/R Pin, w/o Transformer	DR	105	12	7940N	
Various Eng.	1990-83	25SI Delco, 24 Volt-50 Amp	DR	50	24	7254N	
Various Eng.		25SI Delco, 24 Volt-75 Amp	DR	75	24	7252N	
Various Eng.		30SI Delco, 24 Volt, 60 Amp	DR	60	24	7263N	
L Series							
10.0L Eng.	1999-94	30SI Delco, 24 Volt, 100 Amp	DR	100	24	7965N	
10.0L Eng.		30SI Delco, 24 Volt, 60 Amp	DR	60	24	7263N	
10.0L Eng.		30SI Delco, 24 Volt, 75 Amp	DR	60	24	7975N	7965N
10.0L Eng.	1993-92	DR 15SI, 3 wire plug at 12, 105 Amp	DR	105	12	7853N	
10.0L Eng.	1993-83	20SI Delco, 12 Volt-60 Amp	DR	60	12	7266N	
10.0L Eng.	1991-83	20SI Delco, 24 Volt-35 Amp	DR	45	24	7297N	
10.0L Eng.		27SI Delco, 12 Volt-80 Amp	DR	80	12	7138N	7850N
10.0L Eng.	1990-83	25SI Delco, 12 Volt-75 Amp	DR	75	12	7255N	8066N
10.0L Eng.		25SI Delco, 24 Volt-50 Amp	DR	50	24	7254N	
10.0L Eng.		25SI Delco, 24 Volt-75 Amp	DR	75	24	7252N	
10.0L Eng.		30SI Delco, 12 Volt, 90 Amp	DR	90	12	7256N	
10.0L Eng.	1991	27SI Delco, 24 Volt-65 Amp	DR	65	24	7197N	
10.0L Eng.		30SI Delco, 24 Volt, 100 Amp	DR	100	24	7965N	
10.0L Eng.		DR 30SI, 105 Amp, w/R Pin, w/o Transformer	DR	105	12	7940N	
14.0L Eng.	1999-94	30SI Delco, 24 Volt, 100 Amp	DR	100	24	7965N	
14.0L Eng.		30SI Delco, 24 Volt, 60 Amp	DR	60	24	7263N	
14.0L Eng.		30SI Delco, 24 Volt, 75 Amp	DR	60	24	7975N	7965N
14.0L Eng.	1993-92	DR 15SI, 3 wire plug at 12, 105 Amp	DR	105	12	7853N	
14.0L Eng.	1993-91	30SI Delco, 24 Volt, 100 Amp	DR	100	24	7965N	
14.0L Eng.	1993-83	20SI Delco, 12 Volt-60 Amp	DR	60	12	7266N	
14.0L Eng.		20SI Delco, 24 Volt-35 Amp	DR	45	24	7297N	
14.0L Eng.	1990-83	25SI Delco, 12 Volt-75 Amp	DR	75	12	7255N	8066N
14.0L Eng.		25SI Delco, 24 Volt-50 Amp	DR	50	24	7254N	
14.0L Eng.	1991	27SI Delco, 24 Volt-65 Amp	DR	65	24	7197N	
14.0L Eng.		DR 30SI, 105 Amp, w/R Pin, w/o Transformer	DR	105	12	7940N	
Cummins LTA10-C325	1994-90	30SI Delco, 24 Volt, 60 Amp	DR	60	24	7263N	
V Series							
18.9L Eng.	1985-83	25SI Delco, 24 Volt-50 Amp	DR	50	24	7254N	
28.0L Eng.		25SI Delco, 24 Volt-75 Amp	DR	75	24	7252N	
50.3L Eng.		30SI Delco, 24 Volt, 60 Amp	DR	60	24	7263N	
6.2L / 8.3L / 9.1L Eng.		20SI Delco, 12 Volt-60 Amp	DR	60	12	7266N	
6.2L / 8.3L / 9.1L Eng.		20SI Delco, 24 Volt-35 Amp	DR	45	24	7297N	
6.2L / 8.3L / 9.1L Eng.		27SI Delco, 12 Volt-80 Amp	DR	80	12	7138N	7850N
6.2L / 8.3L / 9.1L Eng.		27SI Delco, 24 Volt-65 Amp	DR	65	24	7197N	
Diamond T							
431							
IHC XL-264	1958	Delco System	DR	30	12	9005R	
530							
IHC 308	1958-55	Delco System	DR	45	6	9205R	
IHC 308 (Early)		Delco System	DR	30	12	9005R	
532							
IHC 372	1958-55	Delco System	DR	45	6	9205R	
630							
IHC 406	1958-55	Delco System	DR	45	6	9205R	
632							
IHC XL-450	1957-55	Delco System	DR	30	12	9005R	
662							
IHC XL-450	1957-55	Delco System	DR	30	12	9005R	
430-C							
IHC XL-264	1958	Delco System	DR	30	12	9005R	

ALTERNATORS

ALTERNATORS AND GENERATORS

ENGINE	YEAR	APPLICATION	Mfg	Amp	Volt	PART NO.	OPT. NO.
Diamond T (Cont'd)							
730 / 730C							
IHC XL-450	1957-55	Delco System	DR	30	12	9005R	
830 / 830C							
IHC XL-501	1958-55	Delco System	DR	30	12	9005R	
Dodge							
All Models (By Engine)							
All Eng.	1977-70	Bosch Replacement Unit, 160 Amp, 3 Mounting Ears	BO	160	12	12490N	12715N
All Eng.		Bosch Replacement Unit, 200 Amp	BO	200	12	12715N	
All Eng.		Chrysler System, w/DbI. Pulley (1/2" Belts)	CR	60	12	7509N	
All Eng.		Chrysler System, w/DbI. Pulley (3/8" Belts)	CR	60	12	7509N	
All Eng.		Chrysler System, w/Sgl Pulley (3/8" Belt)	CR	78	12	7024N	
All Eng.		Leece Neville 2500JB, 90 Amp	LN	130	12	7612N	7613N
All Eng.		Leece Neville 2600JB, 105 Amp	LN	130	12	7612N	7613N
All Eng.		Leece Neville 2700JB, 130 Amp	LN	130	12	7612N	7613N
All Eng.		Leece Neville LC Series, 160 Amp, stator activated, 239 mm Rotor OAL	LN	160	12	7613N-LC	
All Eng.		Leece Neville, IR/EF, 160 Amp, trio activated, (235mm rotor OAL)	LN	160	12	7613N	7613N-LC
All Eng.	1969-60	Chrysler System, w/2.5" Sg. Pulley (3/8 Belt)	CR	60	12	7007R	
All Eng.		Chrysler System, w/DbI. Pulley (3/8" Belts)	CR	60	12	7006R	
All Eng.		Prestolite System, w/Generator (Small Trucks)	PS	35	12	9112R	
All Eng.	1972	Chrysler System, w/DbI. Pulley (3/8" Belts)	CR	60	12	7509N	
B200							
L6 3.7L 225cid	1979	1-Groove Pulley	CR	78	12	7024N	
L6 3.7L 225cid		2-Groove Pulley, Internal Fan Alt, 60 Amp	CR	60	12	7509N	
L6 3.7L 3687cc 225cid	1980-75	1-Groove Pulley	CR	78	12	7024N	
L6 3.7L 3687cc 225cid		2-Groove Pulley, Internal Fan Alt, 60 Amp	CR	60	12	7509N	
V8 5.2L 5211cc 318cid		1-Groove Pulley	CR	78	12	7024N	
V8 5.2L 5211cc 318cid		2-Groove Pulley, Internal Fan Alt, 1/2" Belt, 60 Amp	CR	60	12	7509N	
V8 5.2L 5211cc 318cid		2-Groove Pulley, Internal Fan Alt, 3/8" Belt, 60 Amp	CR	60	12	7509N	
V8 5.2L 5211cc 318cid	1979	2-Groove Pulley, Internal Fan Alt, 1/2" Belt, 60 Amp, 60 Amp	CR	60	12	7509N	
V8 5.9L 360cid	1980-75	1-Groove Pulley	CR	78	12	7024N	
V8 5.9L 360cid		2-Groove Pulley, Internal Fan Alt, 1/2" Belt, 60 Amp	CR	60	12	7509N	
V8 5.9L 360cid		2-Groove Pulley, Internal Fan Alt, 3/8" Belt, 60 Amp	CR	60	12	7509N	
V8 6.6L 400cid	1978-76	1-Groove Pulley	CR	78	12	7024N	
V8 6.6L 400cid		2-Groove Pulley, Internal Fan Alt, 1/2" Belt, 60 Amp	CR	60	12	7509N	
V8 6.6L 400cid		2-Groove Pulley, Internal Fan Alt, 3/8" Belt, 60 Amp	CR	60	12	7509N	
V8 7.2L 440cid	1978-75	1-Groove Pulley	CR	78	12	7024N	
V8 7.2L 440cid		2-Groove Pulley, Internal Fan Alt, 1/2" Belt, 60 Amp	CR	60	12	7509N	
V8 7.2L 440cid		2-Groove Pulley, Internal Fan Alt, 3/8" Belt, 60 Amp	CR	60	12	7509N	
B200 Van							
L6 3.2L 198cid	1971	1-Groove Pulley	CR	78	12	7024N	
L6 3.2L 198cid		2-Groove Pulley	CR	60	12	7509N	
L6 3.2L 3254cc 198cid	1972-71	1-Groove Pulley	CR	78	12	7024N	
L6 3.2L 3254cc 198cid		2-Groove Pulley	CR	60	12	7509N	
L6 3.7L 225cid	1971	1-Groove Pulley	CR	78	12	7024N	
L6 3.7L 225cid		2-Groove Pulley, Internal Fan Alt, 60 Amp	CR	60	12	7509N	
L6 3.7L 3687cc 225cid	1974-71	1-Groove Pulley	CR	78	12	7024N	
L6 3.7L 3687cc 225cid		2-Groove Pulley, Internal Fan Alt, 60 Amp	CR	60	12	7509N	
V8 5.2L 318cid		1-Groove Pulley	CR	78	12	7024N	
V8 5.2L 318cid		2-Groove Pulley, Internal Fan Alt, 1/2" Belt, 60 Amp	CR	60	12	7509N	
V8 5.2L 318cid		2-Groove Pulley, Internal Fan Alt, 3/8" Belt, 60 Amp	CR	60	12	7509N	
V8 5.2L 5212cc 318cid		1-Groove Pulley	CR	78	12	7024N	
V8 5.2L 5212cc 318cid		2-Groove Pulley, Internal Fan Alt, 1/2" Belt, 60 Amp	CR	60	12	7509N	
V8 5.2L 5212cc 318cid		2-Groove Pulley, Internal Fan Alt, 3/8" Belt, 60 Amp	CR	60	12	7509N	
V8 5.9L 360cid		1-Groove Pulley	CR	78	12	7024N	
V8 5.9L 360cid		2-Groove Pulley, Internal Fan Alt, 1/2" Belt, 60 Amp	CR	60	12	7509N	
V8 5.9L 360cid		2-Groove Pulley, Internal Fan Alt, 3/8" Belt, 60 Amp	CR	60	12	7509N	
V8 5.9L 5899cc 360cid		1-Groove Pulley	CR	78	12	7024N	
V8 5.9L 5899cc 360cid		2-Groove Pulley, Internal Fan Alt, 1/2" Belt, 60 Amp	CR	60	12	7509N	
V8 5.9L 5899cc 360cid		2-Groove Pulley, Internal Fan Alt, 3/8" Belt, 60 Amp	CR	60	12	7509N	
V8 5.9L 5900cc 360cid		1-Groove Pulley	CR	78	12	7024N	
V8 5.9L 5900cc 360cid		2-Groove Pulley, Internal Fan Alt, 1/2" Belt, 60 Amp	CR	60	12	7509N	
V8 5.9L 5900cc 360cid		2-Groove Pulley, Internal Fan Alt, 3/8" Belt, 60 Amp	CR	60	12	7509N	

ALTERNATORS AND GENERATORS

ENGINE	YEAR	APPLICATION	Mfg	Amp	Volt	PART NO.	OPT. NO.
Dodge (Cont'd)							
B200 Van (Cont'd)							
V8 6.6L 400cid	1974-71	1-Groove Pulley	CR	78	12	7024N	
V8 6.6L 400cid		2-Groove Pulley, Internal Fan Alt, 1/2" Belt, 60 Amp	CR	60	12	7509N	
V8 6.6L 400cid		2-Groove Pulley, Internal Fan Alt, 3/8" Belt, 60 Amp	CR	60	12	7509N	
V8 6.6L 6555cc 400cid		1-Groove Pulley	CR	78	12	7024N	
V8 6.6L 6555cc 400cid		2-Groove Pulley, Internal Fan Alt, 1/2" Belt, 60 Amp	CR	60	12	7509N	
V8 6.6L 6555cc 400cid		2-Groove Pulley, Internal Fan Alt, 3/8" Belt, 60 Amp	CR	60	12	7509N	
V8 6.6L 6556cc 400cid		1-Groove Pulley	CR	78	12	7024N	
V8 6.6L 6556cc 400cid		2-Groove Pulley, Internal Fan Alt, 1/2" Belt, 60 Amp	CR	60	12	7509N	
V8 6.6L 6556cc 400cid		2-Groove Pulley, Internal Fan Alt, 3/8" Belt, 60 Amp	CR	60	12	7509N	
V8 7.2L 440cid	1974	1-Groove Pulley	CR	78	12	7024N	
V8 7.2L 440cid		2-Groove Pulley, Internal Fan Alt, 1/2" Belt, 60 Amp	CR	60	12	7509N	
V8 7.2L 440cid		2-Groove Pulley, Internal Fan Alt, 3/8" Belt, 60 Amp	CR	60	12	7509N	
V8 7.2L 7211cc 440cid		1-Groove Pulley	CR	78	12	7024N	
V8 7.2L 7211cc 440cid		2-Groove Pulley, Internal Fan Alt, 1/2" Belt, 60 Amp	CR	60	12	7509N	
V8 7.2L 7211cc 440cid		2-Groove Pulley, Internal Fan Alt, 3/8" Belt, 60 Amp	CR	60	12	7509N	
V8 7.2L 7212cc 440cid		1-Groove Pulley	CR	78	12	7024N	
V8 7.2L 7212cc 440cid		2-Groove Pulley, Internal Fan Alt, 1/2" Belt, 60 Amp	CR	60	12	7509N	
V8 7.2L 7212cc 440cid		2-Groove Pulley, Internal Fan Alt, 3/8" Belt, 60 Amp	CR	60	12	7509N	
B250							
L6 3.7L 3687cc 225cid	1987-81	1-Groove Pulley	CR	78	12	7024N	
L6 3.7L 3687cc 225cid		2-Groove Pulley, Internal Fan Alt, 60 Amp	CR	60	12	7509N	
V6 3.9L 3906cc 239cid	1994-92	120 Amp, NDenso Unit	ND	120	12	13453N	13742N
V6 3.9L 3906cc 239cid		75 Amp, NDenso	ND	75	12	13353N	13245N
V6 3.9L 3906cc 239cid		90 Amp, NDenso	ND	90	12	13354N-7G2	13245N
V6 3.9L 3906cc 239cid	1991-90	120 Amp, NDenso Unit	ND	120	12	13301N	
V6 3.9L 3906cc 239cid		90 Amp, Bosch	ND	90	12	13184N	
V6 3.9L 3906cc 239cid		90 Amp, NDenso	ND	90	12	13312N	13245N
V6 3.9L 3906cc 239cid	1989-88	120 Amp, Chrysler Unit	CR	120	12	7552	
V6 3.9L 3906cc 239cid		120 Amp, NDenso Unit	ND	120	12	13313N	
V6 3.9L 3906cc 239cid		75 Amp, NDenso, w/15mm Rotor Shaft	ND	90	12	13184N	
V6 3.9L 3906cc 239cid		90 Amp, Chrysler	BO	90	12	14789N	
V6 3.9L 3906cc 239cid		90 Amp, NDenso, w/15mm Rotor Shaft	ND	90	12	13220N	
V8 5.2L 5211cc 318cid	1994-92	120 Amp, NDenso Unit	ND	120	12	13453N	13742N
V8 5.2L 5211cc 318cid		75 Amp, NDenso	ND	75	12	13353N	13245N
V8 5.2L 5211cc 318cid		90 Amp, NDenso	ND	90	12	13354N-7G2	13245N
V8 5.2L 5211cc 318cid	1991-90	120 Amp, NDenso Unit	ND	120	12	13301N	
V8 5.2L 5211cc 318cid		90 Amp, Bosch	ND	90	12	13184N	
V8 5.2L 5211cc 318cid		90 Amp, NDenso	ND	90	12	13312N	13245N
V8 5.2L 5211cc 318cid	1989-88	120 Amp, Chrysler Unit	CR	120	12	7552	
V8 5.2L 5211cc 318cid		120 Amp, NDenso Unit	ND	120	12	13313N	
V8 5.2L 5211cc 318cid		75 Amp, NDenso	ND	90	12	13184N	
V8 5.2L 5211cc 318cid		90 Amp, Chrysler	BO	90	12	14789N	
V8 5.2L 5211cc 318cid		90 Amp, NDenso	ND	90	12	13220N	
V8 5.2L 5211cc 318cid	1987-81	1-Groove Pulley	CR	78	12	7024N	
V8 5.2L 5211cc 318cid		2-Groove Pulley, Internal Fan Alt, 1/2" Belt, 60 Amp	CR	60	12	7509N	
V8 5.2L 5211cc 318cid		2-Groove Pulley, Internal Fan Alt, 3/8" Belt, 60 Amp	CR	60	12	7509N	
V8 5.2L 5211cc 318cid	1987	2-Groove Pulley, External Fan Alt, w/Black Rear Cover on Alt, 120 Amp	CR	120	12	7552	
V8 5.9L 360cid	1994-92	120 Amp, NDenso Unit	ND	120	12	13453N	13742N
V8 5.9L 360cid		75 Amp, NDenso	ND	75	12	13353N	13245N
V8 5.9L 360cid		90 Amp, NDenso	ND	90	12	13354N-7G2	13245N
V8 5.9L 360cid	1991-90	120 Amp, NDenso Unit	ND	120	12	13301N	
V8 5.9L 360cid		90 Amp, Bosch	ND	90	12	13184N	
V8 5.9L 360cid		90 Amp, NDenso	ND	90	12	13312N	13245N
V8 5.9L 360cid	1989-88	120 Amp, Chrysler Unit	CR	120	12	7552	
V8 5.9L 360cid		120 Amp, NDenso Unit	ND	120	12	13313N	
V8 5.9L 360cid		75 Amp, NDenso, w/15mm Rotor Shaft	ND	90	12	13184N	
V8 5.9L 360cid		90 Amp, Chrysler	BO	90	12	14789N	
V8 5.9L 360cid		90 Amp, NDenso, w/15mm Rotor Shaft	ND	90	12	13220N	
V8 5.9L 360cid	1987-81	1-Groove Pulley	CR	78	12	7024N	
V8 5.9L 360cid		2-Groove Pulley, Internal Fan Alt, 1/2" Belt, 60 Amp	CR	60	12	7509N	
V8 5.9L 360cid		2-Groove Pulley, Internal Fan Alt, 3/8" Belt, 60 Amp	CR	60	12	7509N	
B2500							
V6 3.9L 3906cc 239cid	1997-95	75 Amp, NDenso	ND	75	12	13353N	13245N
V6 3.9L 3906cc 239cid	1996-95	120 Amp, NDenso Unit	ND	120	12	13453N	13742N

ALTERNATORS

ALTERNATORS AND GENERATORS

ENGINE	YEAR	APPLICATION	Mfg	Amp	Volt	PART NO.	OPT. NO.
Dodge (Cont'd)							
B2500 (Cont'd)							
V6 3.9L 3906cc 239cid	1996-95	90 Amp, NDenso	ND	90	12	13354N-7G2	13245N
V6 3.9L 3906cc 239cid	1997	136 Amp, NDenso Unit	ND	136	12	13742N	
V6 3.9L 3906cc 239cid		90 Amp, NDenso	ND	90	12	13354N-7G1	13245N
V8 5.2L 5211cc 318cid	1998-97	90 Amp, NDenso	ND	90	12	13354N-7G1	13245N
V8 5.2L 5211cc 318cid	1997-95	75 Amp, NDenso	ND	75	12	13353N	13245N
V8 5.2L 5211cc 318cid	1996-95	120 Amp, NDenso Unit	ND	120	12	13453N	13742N
V8 5.2L 5211cc 318cid		90 Amp, NDenso	ND	90	12	13354N-7G2	13245N
V8 5.2L 5211cc 318cid	1998	136 Amp, NDenso Unit	ND	136	12	13742N	
V8 5.2L 5211cc 318cid	1997	136 Amp, NDenso Unit	ND	136	12	13742N	
V8 5.9L 360cid	1998-97	136 Amp, NDenso Unit	ND	136	12	13742N	
V8 5.9L 360cid		90 Amp, NDenso	ND	90	12	13354N-7G1	13245N
V8 5.9L 360cid	1997-95	75 Amp, NDenso	ND	75	12	13353N	13245N
V8 5.9L 360cid	1996-95	120 Amp, NDenso Unit	ND	120	12	13453N	13742N
V8 5.9L 360cid		90 Amp, NDenso	ND	90	12	13354N-7G2	13245N
B300							
L6 3.7L 225cid	1980	1-Groove Pulley	CR	78	12	7024N	
L6 3.7L 225cid		2-Groove Pulley, Internal Fan Alt, 60 Amp	CR	60	12	7509N	
L6 3.7L 3687cc 225cid	1979-75	1-Groove Pulley	CR	78	12	7024N	
L6 3.7L 3687cc 225cid		2-Groove Pulley, Internal Fan Alt, 60 Amp	CR	60	12	7509N	
V8 5.2L 5211cc 318cid	1980-75	1-Groove Pulley	CR	78	12	7024N	
V8 5.2L 5211cc 318cid		2-Groove Pulley, Internal Fan Alt, 1/2" Belt, 60 Amp	CR	60	12	7509N	
V8 5.2L 5211cc 318cid		2-Groove Pulley, Internal Fan Alt, 3/8" Belt, 60 Amp	CR	60	12	7509N	
V8 5.2L 5211cc 318cid	1979	2-Groove Pulley, Internal Fan Alt, 1/2" Belt, 60 Amp, 60 Amp	CR	60	12	7509N	
V8 5.9L 360cid	1980-75	1-Groove Pulley	CR	78	12	7024N	
V8 5.9L 360cid		2-Groove Pulley, Internal Fan Alt, 1/2" Belt, 60 Amp	CR	60	12	7509N	
V8 5.9L 360cid		2-Groove Pulley, Internal Fan Alt, 3/8" Belt, 60 Amp	CR	60	12	7509N	
V8 6.6L 400cid	1978-76	1-Groove Pulley	CR	78	12	7024N	
V8 6.6L 400cid		2-Groove Pulley, Internal Fan Alt, 1/2" Belt, 60 Amp	CR	60	12	7509N	
V8 6.6L 400cid		2-Groove Pulley, Internal Fan Alt, 3/8" Belt, 60 Amp	CR	60	12	7509N	
V8 7.2L 440cid	1978-75	1-Groove Pulley	CR	78	12	7024N	
V8 7.2L 440cid		2-Groove Pulley, Internal Fan Alt, 1/2" Belt, 60 Amp	CR	60	12	7509N	
V8 7.2L 440cid		2-Groove Pulley, Internal Fan Alt, 3/8" Belt, 60 Amp	CR	60	12	7509N	
B300 Van							
L6 3.7L 225cid	1971	1-Groove Pulley	CR	78	12	7024N	
L6 3.7L 225cid		2-Groove Pulley, Internal Fan Alt, 60 Amp	CR	60	12	7509N	
L6 3.7L 3687cc 225cid	1974-71	1-Groove Pulley	CR	78	12	7024N	
L6 3.7L 3687cc 225cid		2-Groove Pulley, Internal Fan Alt, 60 Amp	CR	60	12	7509N	
V8 5.2L 318cid		1-Groove Pulley	CR	78	12	7024N	
V8 5.2L 318cid		2-Groove Pulley, Internal Fan Alt, 1/2" Belt, 60 Amp	CR	60	12	7509N	
V8 5.2L 318cid		2-Groove Pulley, Internal Fan Alt, 3/8" Belt, 60 Amp	CR	60	12	7509N	
V8 5.2L 5212cc 318cid		1-Groove Pulley	CR	78	12	7024N	
V8 5.2L 5212cc 318cid		2-Groove Pulley, Internal Fan Alt, 1/2" Belt, 60 Amp	CR	60	12	7509N	
V8 5.2L 5212cc 318cid		2-Groove Pulley, Internal Fan Alt, 3/8" Belt, 60 Amp	CR	60	12	7509N	
V8 5.9L 360cid		1-Groove Pulley	CR	78	12	7024N	
V8 5.9L 360cid		2-Groove Pulley, Internal Fan Alt, 1/2" Belt, 60 Amp	CR	60	12	7509N	
V8 5.9L 360cid		2-Groove Pulley, Internal Fan Alt, 3/8" Belt, 60 Amp	CR	60	12	7509N	
V8 5.9L 5899cc 360cid		1-Groove Pulley	CR	78	12	7024N	
V8 5.9L 5899cc 360cid		2-Groove Pulley, Internal Fan Alt, 1/2" Belt, 60 Amp	CR	60	12	7509N	
V8 5.9L 5899cc 360cid		2-Groove Pulley, Internal Fan Alt, 3/8" Belt, 60 Amp	CR	60	12	7509N	
V8 5.9L 5900cc 360cid		1-Groove Pulley	CR	78	12	7024N	
V8 5.9L 5900cc 360cid		2-Groove Pulley, Internal Fan Alt, 1/2" Belt, 60 Amp	CR	60	12	7509N	
V8 5.9L 5900cc 360cid		2-Groove Pulley, Internal Fan Alt, 3/8" Belt, 60 Amp	CR	60	12	7509N	
V8 6.6L 6555cc 400cid		1-Groove Pulley	CR	78	12	7024N	
V8 6.6L 6555cc 400cid		2-Groove Pulley, Internal Fan Alt, 1/2" Belt, 60 Amp	CR	60	12	7509N	
V8 6.6L 6555cc 400cid		2-Groove Pulley, Internal Fan Alt, 3/8" Belt, 60 Amp	CR	60	12	7509N	
V8 7.2L 7211cc 440cid	1974	1-Groove Pulley	CR	78	12	7024N	
V8 7.2L 7211cc 440cid		2-Groove Pulley, Internal Fan Alt, 1/2" Belt, 60 Amp	CR	60	12	7509N	
V8 7.2L 7211cc 440cid		2-Groove Pulley, Internal Fan Alt, 3/8" Belt, 60 Amp	CR	60	12	7509N	
B350							
V8 5.2L 5211cc 318cid	1994-92	120 Amp, NDenso Unit	ND	120	12	13453N	13742N
V8 5.2L 5211cc 318cid		75 Amp, NDenso	ND	75	12	13353N	13245N
V8 5.2L 5211cc 318cid		90 Amp, NDenso	ND	90	12	13354N-7G2	13245N
V8 5.2L 5211cc 318cid	1991-90	120 Amp, NDenso Unit	ND	120	12	13301N	
V8 5.2L 5211cc 318cid		90 Amp, Bosch	ND	90	12	13184N	

ALTERNATORS AND GENERATORS

ENGINE	YEAR	APPLICATION	Mfg	Amp	Volt	PART NO.	OPT. NO.
Dodge (Cont'd)							
B350 (Cont'd)							
V8 5.2L 5211cc 318cid	1991-90	90 Amp, NDenso	ND	90	12	13312N	13245N
V8 5.2L 5211cc 318cid	1989-88	120 Amp, Chrysler Unit	CR	120	12	7552	
V8 5.2L 5211cc 318cid		120 Amp, NDenso Unit	ND	120	12	13313N	
V8 5.2L 5211cc 318cid		75 Amp, NDenso	ND	90	12	13184N	
V8 5.2L 5211cc 318cid		90 Amp, Chrysler	BO	90	12	14789N	
V8 5.2L 5211cc 318cid		90 Amp, NDenso	ND	90	12	13220N	
V8 5.2L 5211cc 318cid	1987-81	1-Groove Pulley	CR	78	12	7024N	
V8 5.2L 5211cc 318cid		2-Groove Pulley, Internal Fan Alt, 1/2" Belt, 60 Amp	CR	60	12	7509N	
V8 5.2L 5211cc 318cid		2-Groove Pulley, Internal Fan Alt, 3/8" Belt, 60 Amp	CR	60	12	7509N	
V8 5.2L 5211cc 318cid	1987	2-Groove Pulley, External Fan Alt, w/Black Rear Cover on Alt, 120 Amp	CR	120	12	7552	
V8 5.9L 360cid	1994-92	120 Amp, NDenso Unit	ND	120	12	13453N	13742N
V8 5.9L 360cid		75 Amp, NDenso	ND	75	12	13353N	13245N
V8 5.9L 360cid		90 Amp, NDenso	ND	90	12	13354N-7G2	13245N
V8 5.9L 360cid	1991-90	120 Amp, NDenso Unit	ND	120	12	13301N	
V8 5.9L 360cid		90 Amp, Bosch	ND	90	12	13184N	
V8 5.9L 360cid		90 Amp, NDenso	ND	90	12	13312N	13245N
V8 5.9L 360cid	1989-88	120 Amp, Chrysler Unit	CR	120	12	7552	
V8 5.9L 360cid		120 Amp, NDenso Unit	ND	120	12	13313N	
V8 5.9L 360cid		75 Amp, NDenso, w/15mm Rotor Shaft	ND	90	12	13184N	
V8 5.9L 360cid		90 Amp, Chrysler	BO	90	12	14789N	
V8 5.9L 360cid		90 Amp, NDenso, w/15mm Rotor Shaft	ND	90	12	13220N	
V8 5.9L 360cid	1987-81	1-Groove Pulley	CR	78	12	7024N	
V8 5.9L 360cid		2-Groove Pulley, Internal Fan Alt, 1/2" Belt, 60 Amp	CR	60	12	7509N	
V8 5.9L 360cid		2-Groove Pulley, Internal Fan Alt, 3/8" Belt, 60 Amp	CR	60	12	7509N	
B3500							
V8 5.2L 5211cc 318cid	1998-97	136 Amp, NDenso Unit	ND	136	12	13742N	
V8 5.2L 5211cc 318cid		90 Amp, NDenso	ND	90	12	13354N-7G1	13245N
V8 5.2L 5211cc 318cid	1996-95	120 Amp, NDenso Unit	ND	120	12	13453N	13742N
V8 5.2L 5211cc 318cid		75 Amp, NDenso	ND	75	12	13353N	13245N
V8 5.2L 5211cc 318cid		90 Amp, NDenso	ND	90	12	13354N-7G2	13245N
V8 5.2L 5211cc 318cid	1997	75 Amp, NDenso	ND	75	12	13353N	13245N
V8 5.9L 360cid	1998-97	136 Amp, NDenso Unit	ND	136	12	13742N	
V8 5.9L 360cid		90 Amp, NDenso	ND	90	12	13354N-7G1	13245N
V8 5.9L 360cid	1997-95	75 Amp, NDenso	ND	75	12	13353N	13245N
V8 5.9L 360cid	1996-95	120 Amp, NDenso Unit	ND	120	12	13453N	13742N
V8 5.9L 360cid		90 Amp, NDenso	ND	90	12	13354N-7G2	13245N
D200							
L6 3.7L 3687cc 225cid	1980-75	1-Groove Pulley	CR	78	12	7024N	
L6 3.7L 3687cc 225cid		2-Groove Pulley, Internal Fan Alt, 1/2" Belt, 60 Amp	CR	60	12	7509N	
L6 3.7L 3687cc 225cid		2-Groove Pulley, Internal Fan Alt, 3/8" Belt, 60 Amp	CR	60	12	7509N	
V8 5.2L 5211cc 318cid		1-Groove Pulley	CR	78	12	7024N	
V8 5.2L 5211cc 318cid		2-Groove Pulley, Internal Fan Alt, 1/2" Belt, 60 Amp	CR	60	12	7509N	
V8 5.2L 5211cc 318cid		2-Groove Pulley, Internal Fan Alt, 3/8" Belt, 60 Amp	CR	60	12	7509N	
V8 5.9L 360cid		1-Groove Pulley	CR	78	12	7024N	
V8 5.9L 360cid		2-Groove Pulley, Internal Fan Alt, 1/2" Belt, 60 Amp	CR	60	12	7509N	
V8 5.9L 360cid		2-Groove Pulley, Internal Fan Alt, 3/8" Belt, 60 Amp	CR	60	12	7509N	
V8 6.6L 400cid	1978-75	1-Groove Pulley	CR	78	12	7024N	
V8 6.6L 400cid		2-Groove Pulley, Internal Fan Alt, 1/2" Belt, 60 Amp	CR	60	12	7509N	
V8 6.6L 400cid		2-Groove Pulley, Internal Fan Alt, 3/8" Belt, 60 Amp	CR	60	12	7509N	
V8 7.2L 440cid		1-Groove Pulley	CR	78	12	7024N	
V8 7.2L 440cid		2-Groove Pulley, Internal Fan Alt, 1/2" Belt, 60 Amp	CR	60	12	7509N	
V8 7.2L 440cid		2-Groove Pulley, Internal Fan Alt, 3/8" Belt, 60 Amp	CR	60	12	7509N	
D200 Pickup							
L6 3.7L 3687cc 225cid	1974-70	1-Groove Pulley	CR	78	12	7024N	
L6 3.7L 3687cc 225cid		2-Groove Pulley, Internal Fan Alt, 1/2" Belt, 60 Amp	CR	60	12	7509N	
L6 3.7L 3687cc 225cid		2-Groove Pulley, Internal Fan Alt, 3/8" Belt, 60 Amp	CR	60	12	7509N	
L6 3.7L 3687cc 225cid	1969-68	1-Groove Pulley	CR	60	12	7007R	
L6 3.7L 3687cc 225cid		2-Groove Pulley	CR	60	12	7006R	
L6 3.8L 3770cc 230cid	1959-57	w/Generator	PS	35	12	9112R	
V8 5.2L 318cid	1974-70	1-Groove Pulley	CR	78	12	7024N	
V8 5.2L 318cid		2-Groove Pulley, Internal Fan Alt, 1/2" Belt, 60 Amp	CR	60	12	7509N	
V8 5.2L 318cid		2-Groove Pulley, Internal Fan Alt, 3/8" Belt, 60 Amp	CR	60	12	7509N	
V8 5.2L 318cid	1969-68	1-Groove Pulley	CR	60	12	7007R	

ALTERNATORS

ALTERNATORS AND GENERATORS

ENGINE	YEAR	APPLICATION	Mfg	Amp	Volt	PART NO.	OPT. NO.
Dodge (Cont'd)							
D200 Pickup (Cont'd)							
V8 5.2L 318cid	1969-68	2-Groove Pulley	CR	60	12	7006R	
V8 5.2L 5212cc 318cid	1974-70	1-Groove Pulley	CR	78	12	7024N	
V8 5.2L 5212cc 318cid		2-Groove Pulley, Internal Fan Alt, 1/2" Belt, 60 Amp	CR	60	12	7509N	
V8 5.2L 5212cc 318cid		2-Groove Pulley, Internal Fan Alt, 3/8" Belt, 60 Amp	CR	60	12	7509N	
V8 5.2L 5212cc 318cid	1969-68	1-Groove Pulley	CR	60	12	7007R	
V8 5.2L 5212cc 318cid		2-Groove Pulley	CR	60	12	7006R	
V8 5.2L 5212cc 318cid	1959	w/Generator	PS	35	12	9112R	
V8 5.9L 360cid	1974-71	1-Groove Pulley	CR	78	12	7024N	
V8 5.9L 360cid		2-Groove Pulley, Internal Fan Alt, 1/2" Belt, 60 Amp	CR	60	12	7509N	
V8 5.9L 360cid		2-Groove Pulley, Internal Fan Alt, 3/8" Belt, 60 Amp	CR	60	12	7509N	
V8 5.9L 5899cc 360cid		1-Groove Pulley	CR	78	12	7024N	
V8 5.9L 5899cc 360cid		2-Groove Pulley, Internal Fan Alt, 1/2" Belt, 60 Amp	CR	60	12	7509N	
V8 5.9L 5899cc 360cid		2-Groove Pulley, Internal Fan Alt, 3/8" Belt, 60 Amp	CR	60	12	7509N	
V8 5.9L 5900cc 360cid		1-Groove Pulley	CR	78	12	7024N	
V8 5.9L 5900cc 360cid		2-Groove Pulley, Internal Fan Alt, 1/2" Belt, 60 Amp	CR	60	12	7509N	
V8 5.9L 5900cc 360cid		2-Groove Pulley, Internal Fan Alt, 3/8" Belt, 60 Amp	CR	60	12	7509N	
V8 6.3L 383cid	1971-70	1-Groove Pulley	CR	78	12	7024N	
V8 6.3L 383cid		2-Groove Pulley, Internal Fan Alt, 1/2" Belt, 60 Amp	CR	60	12	7509N	
V8 6.3L 383cid		2-Groove Pulley, Internal Fan Alt, 3/8" Belt	CR	60	12	7509N	
V8 6.3L 383cid	1969-68	1-Groove Pulley	CR	60	12	7007R	
V8 6.3L 383cid		2-Groove Pulley	CR	60	12	7006R	
V8 6.3L 6286cc 383cid	1971-70	1-Groove Pulley	CR	78	12	7024N	
V8 6.3L 6286cc 383cid		2-Groove Pulley, Internal Fan Alt, 1/2" Belt, 60 Amp	CR	60	12	7509N	
V8 6.3L 6286cc 383cid		2-Groove Pulley, Internal Fan Alt, 3/8" Belt	CR	60	12	7509N	
V8 6.3L 6286cc 383cid	1969-68	1-Groove Pulley	CR	60	12	7007R	
V8 6.3L 6286cc 383cid		2-Groove Pulley	CR	60	12	7006R	
V8 6.6L 400cid	1974-71	1-Groove Pulley	CR	78	12	7024N	
V8 6.6L 400cid		2-Groove Pulley, Internal Fan Alt, 1/2" Belt, 60 Amp	CR	60	12	7509N	
V8 6.6L 400cid		2-Groove Pulley, Internal Fan Alt, 3/8" Belt, 60 Amp	CR	60	12	7509N	
V8 6.6L 6555cc 400cid		1-Groove Pulley	CR	78	12	7024N	
V8 6.6L 6555cc 400cid		2-Groove Pulley, Internal Fan Alt, 1/2" Belt, 60 Amp	CR	60	12	7509N	
V8 6.6L 6555cc 400cid		2-Groove Pulley, Internal Fan Alt, 3/8" Belt, 60 Amp	CR	60	12	7509N	
V8 6.6L 6556cc 400cid		1-Groove Pulley	CR	78	12	7024N	
V8 6.6L 6556cc 400cid		2-Groove Pulley, Internal Fan Alt, 1/2" Belt, 60 Amp	CR	60	12	7509N	
V8 6.6L 6556cc 400cid		2-Groove Pulley, Internal Fan Alt, 3/8" Belt, 60 Amp	CR	60	12	7509N	
V8 7.2L 440cid	1974-73	1-Groove Pulley	CR	78	12	7024N	
V8 7.2L 440cid		2-Groove Pulley, Internal Fan Alt, 1/2" Belt, 60 Amp	CR	60	12	7509N	
V8 7.2L 440cid		2-Groove Pulley, Internal Fan Alt, 3/8" Belt, 60 Amp	CR	60	12	7509N	
V8 7.2L 7211cc 440cid		1-Groove Pulley	CR	78	12	7024N	
V8 7.2L 7211cc 440cid		2-Groove Pulley, Internal Fan Alt, 1/2" Belt, 60 Amp	CR	60	12	7509N	
V8 7.2L 7211cc 440cid		2-Groove Pulley, Internal Fan Alt, 3/8" Belt, 60 Amp	CR	60	12	7509N	
V8 7.2L 7212cc 440cid		1-Groove Pulley	CR	78	12	7024N	
V8 7.2L 7212cc 440cid		2-Groove Pulley, Internal Fan Alt, 1/2" Belt, 60 Amp	CR	60	12	7509N	
V8 7.2L 7212cc 440cid		2-Groove Pulley, Internal Fan Alt, 3/8" Belt, 60 Amp	CR	60	12	7509N	
D200 Series							
L6 3.7L 3687cc 225cid	1967-63	1-Groove Pulley	CR	60	12	7007R	
L6 3.7L 3687cc 225cid		2-Groove Pulley	CR	60	12	7006R	
L6 3.7L 3687cc 225cid	1960	w/Generator	PS	35	12	9112R	
V8 5.2L 5212cc 318cid	1967-62	1-Groove Pulley	CR	60	12	7007R	
V8 5.2L 5212cc 318cid		2-Groove Pulley	CR	60	12	7006R	
V8 5.2L 5212cc 318cid	1960	w/Generator	PS	35	12	9112R	
V8 6.3L 6286cc 383cid	1967-63	1-Groove Pulley	CR	60	12	7007R	
V8 6.3L 6286cc 383cid		2-Groove Pulley	CR	60	12	7006R	
D250							
L6 3.7L 3687cc 225cid	1987-81	1-Groove Pulley	CR	78	12	7024N	
L6 3.7L 3687cc 225cid		2-Groove Pulley, Internal Fan Alt, 1/2" Belt, 60 Amp	CR	60	12	7509N	
L6 3.7L 3687cc 225cid		2-Groove Pulley, Internal Fan Alt, 3/8" Belt, 60 Amp	CR	60	12	7509N	
L6 5.9L 359cid	1993-90	Diesel, 120 Amp, NDenso Unit	ND	120	12	13302N	
L6 5.9L 359cid	1989	Diesel, 120 Amp, Chrysler Unit	CR	120	12	7552	
L6 5.9L 359cid		Diesel, 120 Amp, NDenso Unit, Early	ND	120	12	13313N	
L6 5.9L 359cid		Diesel, 120 Amp, NDenso Unit, Late	ND	120	12	13313N	
V6 3.9L 3906cc 239cid	1993-92	120 Amp, NDenso Unit	ND	120	12	13453N	13742N
V6 3.9L 3906cc 239cid		75 Amp, NDenso	ND	75	12	13353N	13245N
V6 3.9L 3906cc 239cid		90 Amp, NDenso	ND	90	12	13354N-7G2	13245N
V6 3.9L 3906cc 239cid	1991-90	120 Amp, NDenso Unit	ND	120	12	13301N	

ALTERNATORS AND GENERATORS

ENGINE	YEAR	APPLICATION	Mfg	Amp	Volt	PART NO.	OPT. NO.
Dodge (Cont'd)							
D250 (Cont'd)							
V6 3.9L 3906cc 239cid	1991-90	90 Amp, Bosch	ND	90	12	13184N	
V6 3.9L 3906cc 239cid		90 Amp, NDenso	ND	90	12	13312N	13245N
V6 3.9L 3906cc 239cid	1989-88	120 Amp, Chrysler Unit	CR	120	12	7552	
V6 3.9L 3906cc 239cid		120 Amp, NDenso Unit	ND	120	12	13313N	
V6 3.9L 3906cc 239cid		75 Amp, NDenso	ND	90	12	13184N	
V6 3.9L 3906cc 239cid		90 Amp, Chrysler	BO	90	12	14789N	
V6 3.9L 3906cc 239cid		90 Amp, NDenso	ND	90	12	13220N	
V8 5.2L 5211cc 318cid	1993-92	120 Amp, NDenso Unit	ND	120	12	13453N	13742N
V8 5.2L 5211cc 318cid		75 Amp, NDenso	ND	75	12	13353N	13245N
V8 5.2L 5211cc 318cid		90 Amp, NDenso	ND	90	12	13354N-7G2	13245N
V8 5.2L 5211cc 318cid	1991-90	120 Amp, NDenso Unit	ND	120	12	13301N	
V8 5.2L 5211cc 318cid		90 Amp, Bosch	ND	90	12	13184N	
V8 5.2L 5211cc 318cid		90 Amp, NDenso	ND	90	12	13312N	13245N
V8 5.2L 5211cc 318cid	1989-88	120 Amp, Chrysler Unit	CR	120	12	7552	
V8 5.2L 5211cc 318cid		120 Amp, NDenso Unit	ND	120	12	13313N	
V8 5.2L 5211cc 318cid		75 Amp, NDenso	ND	90	12	13184N	
V8 5.2L 5211cc 318cid		90 Amp, Chrysler	BO	90	12	14789N	
V8 5.2L 5211cc 318cid		90 Amp, NDenso	ND	90	12	13220N	
V8 5.2L 5211cc 318cid	1987-81	1-Groove Pulley	CR	78	12	7024N	
V8 5.2L 5211cc 318cid		2-Groove Pulley, Internal Fan Alt, 1/2" Belt, 60 Amp	CR	60	12	7509N	
V8 5.2L 5211cc 318cid		2-Groove Pulley, Internal Fan Alt, 3/8" Belt, 60 Amp	CR	60	12	7509N	
V8 5.9L 360cid	1993-92	120 Amp, NDenso Unit	ND	120	12	13453N	13742N
V8 5.9L 360cid		75 Amp, NDenso	ND	75	12	13353N	13245N
V8 5.9L 360cid		90 Amp, NDenso	ND	90	12	13354N-7G2	13245N
V8 5.9L 360cid	1991-90	120 Amp, NDenso Unit	ND	120	12	13301N	
V8 5.9L 360cid		90 Amp, Bosch	ND	90	12	13184N	
V8 5.9L 360cid		90 Amp, NDenso	ND	90	12	13312N	13245N
V8 5.9L 360cid	1989-88	120 Amp, Chrysler Unit	CR	120	12	7552	
V8 5.9L 360cid		120 Amp, NDenso Unit	ND	120	12	13313N	
V8 5.9L 360cid		75 Amp, NDenso	ND	90	12	13184N	
V8 5.9L 360cid		90 Amp, Chrysler	BO	90	12	14789N	
V8 5.9L 360cid		90 Amp, NDenso	ND	90	12	13220N	
V8 5.9L 360cid	1987-81	1-Groove Pulley	CR	78	12	7024N	
V8 5.9L 360cid		2-Groove Pulley, Internal Fan Alt, 1/2" Belt, 60 Amp	CR	60	12	7509N	
V8 5.9L 360cid		2-Groove Pulley, Internal Fan Alt, 3/8" Belt, 60 Amp	CR	60	12	7509N	
D300							
L6 3.7L 3687cc 225cid	1978-75	1-Groove Pulley	CR	78	12	7024N	
L6 3.7L 3687cc 225cid		2-Groove Pulley, Internal Fan Alt, 1/2" Belt, 60 Amp	CR	60	12	7509N	
L6 3.7L 3687cc 225cid		2-Groove Pulley, Internal Fan Alt, 3/8" Belt, 60 Amp	CR	60	12	7509N	
V8 5.2L 5211cc 318cid	1980-75	1-Groove Pulley	CR	78	12	7024N	
V8 5.2L 5211cc 318cid		2-Groove Pulley, Internal Fan Alt, 1/2" Belt, 60 Amp	CR	60	12	7509N	
V8 5.2L 5211cc 318cid		2-Groove Pulley, Internal Fan Alt, 3/8" Belt, 60 Amp	CR	60	12	7509N	
V8 5.9L 360cid		1-Groove Pulley	CR	78	12	7024N	
V8 5.9L 360cid		2-Groove Pulley, Internal Fan Alt, 1/2" Belt, 60 Amp	CR	60	12	7509N	
V8 5.9L 360cid		2-Groove Pulley, Internal Fan Alt, 3/8" Belt, 60 Amp	CR	60	12	7509N	
V8 6.6L 400cid	1978-76	1-Groove Pulley	CR	78	12	7024N	
V8 6.6L 400cid		2-Groove Pulley, Internal Fan Alt, 1/2" Belt, 60 Amp	CR	60	12	7509N	
V8 6.6L 400cid		2-Groove Pulley, Internal Fan Alt, 3/8" Belt, 60 Amp	CR	60	12	7509N	
V8 7.2L 440cid	1978-75	1-Groove Pulley	CR	78	12	7024N	
V8 7.2L 440cid		2-Groove Pulley, Internal Fan Alt, 1/2" Belt, 60 Amp	CR	60	12	7509N	
V8 7.2L 440cid		2-Groove Pulley, Internal Fan Alt, 3/8" Belt, 60 Amp	CR	60	12	7509N	
D300 Pickup							
L6 3.7L 3687cc 225cid	1974-70	1-Groove Pulley	CR	78	12	7024N	
L6 3.7L 3687cc 225cid		2-Groove Pulley, Internal Fan Alt, 1/2" Belt, 60 Amp	CR	60	12	7509N	
L6 3.7L 3687cc 225cid		2-Groove Pulley, Internal Fan Alt, 3/8" Belt, 60 Amp	CR	60	12	7509N	
L6 3.7L 3687cc 225cid	1969-68	1-Groove Pulley	CR	60	12	7007R	
L6 3.7L 3687cc 225cid		2-Groove Pulley	CR	60	12	7006R	
L6 3.8L 3770cc 230cid	1959-57	w/Generator	PS	35	12	9112R	
V8 5.2L 318cid	1974-70	1-Groove Pulley	CR	78	12	7024N	
V8 5.2L 318cid		2-Groove Pulley, Internal Fan Alt, 1/2" Belt, 60 Amp	CR	60	12	7509N	
V8 5.2L 318cid		2-Groove Pulley, Internal Fan Alt, 3/8" Belt, 60 Amp	CR	60	12	7509N	
V8 5.2L 318cid	1969-68	1-Groove Pulley	CR	60	12	7007R	
V8 5.2L 318cid		2-Groove Pulley	CR	60	12	7006R	
V8 5.2L 5212cc 318cid	1974-70	1-Groove Pulley	CR	78	12	7024N	
V8 5.2L 5212cc 318cid		2-Groove Pulley, Internal Fan Alt, 1/2" Belt, 60 Amp	CR	60	12	7509N	

ALTERNATORS

ALTERNATORS AND GENERATORS

ENGINE	YEAR	APPLICATION	Mfg	Amp	Volt	PART NO.	OPT. NO.
Dodge (Cont'd)							
D300 Pickup (Cont'd)							
V8 5.2L 5212cc 318cid	1974-70	2-Groove Pulley, Internal Fan Alt, 3/8" Belt, 60 Amp	CR	60	12	7509N	
V8 5.2L 5212cc 318cid	1969-68	1-Groove Pulley	CR	60	12	7007R	
V8 5.2L 5212cc 318cid		2-Groove Pulley	CR	60	12	7006R	
V8 5.2L 5212cc 318cid	1959	w/Generator	PS	35	12	9112R	
V8 5.9L 360cid	1974-71	1-Groove Pulley	CR	78	12	7024N	
V8 5.9L 360cid		2-Groove Pulley, Internal Fan Alt, 1/2" Belt, 60 Amp	CR	60	12	7509N	
V8 5.9L 360cid		2-Groove Pulley, Internal Fan Alt, 3/8" Belt, 60 Amp	CR	60	12	7509N	
V8 5.9L 5899cc 360cid		1-Groove Pulley	CR	78	12	7024N	
V8 5.9L 5899cc 360cid		2-Groove Pulley, Internal Fan Alt, 1/2" Belt, 60 Amp	CR	60	12	7509N	
V8 5.9L 5899cc 360cid		2-Groove Pulley, Internal Fan Alt, 3/8" Belt, 60 Amp	CR	60	12	7509N	
V8 5.9L 5900cc 360cid	1974-72	1-Groove Pulley	CR	78	12	7024N	
V8 5.9L 5900cc 360cid		2-Groove Pulley, Internal Fan Alt, 1/2" Belt, 60 Amp	CR	60	12	7509N	
V8 5.9L 5900cc 360cid		2-Groove Pulley, Internal Fan Alt, 3/8" Belt, 60 Amp	CR	60	12	7509N	
V8 6.3L 383cid	1971-70	1-Groove Pulley	CR	78	12	7024N	
V8 6.3L 383cid		2-Groove Pulley, Internal Fan Alt, 1/2" Belt, 60 Amp	CR	60	12	7509N	
V8 6.3L 383cid		2-Groove Pulley, Internal Fan Alt, 3/8" Belt	CR	60	12	7509N	
V8 6.3L 383cid	1969-68	1-Groove Pulley	CR	60	12	7007R	
V8 6.3L 383cid		2-Groove Pulley	CR	60	12	7006R	
V8 6.3L 6286cc 383cid	1971-70	1-Groove Pulley	CR	78	12	7024N	
V8 6.3L 6286cc 383cid		2-Groove Pulley, Internal Fan Alt, 1/2" Belt, 60 Amp	CR	60	12	7509N	
V8 6.3L 6286cc 383cid		2-Groove Pulley, Internal Fan Alt, 3/8" Belt	CR	60	12	7509N	
V8 6.3L 6286cc 383cid	1969-68	1-Groove Pulley	CR	60	12	7007R	
V8 6.3L 6286cc 383cid		2-Groove Pulley	CR	60	12	7006R	
V8 6.6L 400cid	1974-71	1-Groove Pulley	CR	78	12	7024N	
V8 6.6L 400cid		2-Groove Pulley, Internal Fan Alt, 1/2" Belt, 60 Amp	CR	60	12	7509N	
V8 6.6L 400cid		2-Groove Pulley, Internal Fan Alt, 3/8" Belt, 60 Amp	CR	60	12	7509N	
V8 6.6L 6555cc 400cid		1-Groove Pulley	CR	78	12	7024N	
V8 6.6L 6555cc 400cid		2-Groove Pulley, Internal Fan Alt, 1/2" Belt, 60 Amp	CR	60	12	7509N	
V8 6.6L 6555cc 400cid		2-Groove Pulley, Internal Fan Alt, 3/8" Belt, 60 Amp	CR	60	12	7509N	
V8 6.6L 6556cc 400cid		1-Groove Pulley	CR	78	12	7024N	
V8 6.6L 6556cc 400cid		2-Groove Pulley, Internal Fan Alt, 1/2" Belt, 60 Amp	CR	60	12	7509N	
V8 6.6L 6556cc 400cid		2-Groove Pulley, Internal Fan Alt, 3/8" Belt, 60 Amp	CR	60	12	7509N	
V8 7.2L 440cid	1974-73	1-Groove Pulley	CR	78	12	7024N	
V8 7.2L 440cid		2-Groove Pulley, Internal Fan Alt, 1/2" Belt, 60 Amp	CR	60	12	7509N	
V8 7.2L 440cid		2-Groove Pulley, Internal Fan Alt, 3/8" Belt, 60 Amp	CR	60	12	7509N	
V8 7.2L 7211cc 440cid		1-Groove Pulley	CR	78	12	7024N	
V8 7.2L 7211cc 440cid		2-Groove Pulley, Internal Fan Alt, 1/2" Belt, 60 Amp	CR	60	12	7509N	
V8 7.2L 7211cc 440cid		2-Groove Pulley, Internal Fan Alt, 3/8" Belt, 60 Amp	CR	60	12	7509N	
V8 7.2L 7212cc 440cid		1-Groove Pulley	CR	78	12	7024N	
V8 7.2L 7212cc 440cid		2-Groove Pulley, Internal Fan Alt, 1/2" Belt, 60 Amp	CR	60	12	7509N	
V8 7.2L 7212cc 440cid		2-Groove Pulley, Internal Fan Alt, 3/8" Belt, 60 Amp	CR	60	12	7509N	
D300 Series							
L6 3.7L 3687cc 225cid	1967-63	1-Groove Pulley	CR	60	12	7007R	
L6 3.7L 3687cc 225cid		2-Groove Pulley	CR	60	12	7006R	
L6 3.7L 3687cc 225cid	1960	w/Generator	PS	35	12	9112R	
V8 5.2L 5212cc 318cid	1967-62	1-Groove Pulley	CR	60	12	7007R	
V8 5.2L 5212cc 318cid		2-Groove Pulley	CR	60	12	7006R	
V8 5.2L 5212cc 318cid	1960	w/Generator	PS	35	12	9112R	
V8 6.3L 6286cc 383cid	1967-63	1-Groove Pulley	CR	60	12	7007R	
V8 6.3L 6286cc 383cid		2-Groove Pulley	CR	60	12	7006R	
D350							
L6 5.9L 359cid	1993-90	Diesel, 120 Amp, NDenso Unit	ND	120	12	13302N	
L6 5.9L 359cid	1989	Diesel, 120 Amp, Chrysler Unit	CR	120	12	7552	
L6 5.9L 359cid		Diesel, 120 Amp, NDenso Unit, Early	ND	120	12	13313N	
L6 5.9L 359cid		Diesel, 120 Amp, NDenso Unit, Late	ND	120	12	13313N	
V8 5.2L 5211cc 318cid	1983-81	1-Groove Pulley	CR	78	12	7024N	
V8 5.2L 5211cc 318cid		2-Groove Pulley, Internal Fan Alt, 1/2" Belt, 60 Amp	CR	60	12	7509N	
V8 5.2L 5211cc 318cid		2-Groove Pulley, Internal Fan Alt, 3/8" Belt, 60 Amp	CR	60	12	7509N	
V8 5.9L 360cid	1993-92	120 Amp, NDenso Unit	ND	120	12	13453N	13742N
V8 5.9L 360cid		75 Amp, NDenso	ND	75	12	13353N	13245N
V8 5.9L 360cid		90 Amp, NDenso	ND	90	12	13354N-7G2	13245N
V8 5.9L 360cid	1991-90	120 Amp, NDenso Unit	ND	120	12	13301N	
V8 5.9L 360cid		90 Amp, Bosch	ND	90	12	13184N	
V8 5.9L 360cid		90 Amp, NDenso	ND	90	12	13312N	13245N
V8 5.9L 360cid	1989-88	120 Amp, Chrysler Unit	CR	120	12	7552	

ALTERNATORS AND GENERATORS

ENGINE	YEAR	APPLICATION	Mfg	Amp	Volt	PART NO.	OPT. NO.
Dodge (Cont'd)							
D350 (Cont'd)							
V8 5.9L 360cid	1989-88	120 Amp, NDenso Unit	ND	120	12	13313N	
V8 5.9L 360cid		75 Amp, NDenso	ND	90	12	13184N	
V8 5.9L 360cid		90 Amp, Chrysler	BO	90	12	14789N	
V8 5.9L 360cid		90 Amp, NDenso	ND	90	12	13220N	
V8 5.9L 360cid	1987-81	1-Groove Pulley	CR	78	12	7024N	
V8 5.9L 360cid		2-Groove Pulley, Internal Fan Alt, 1/2" Belt, 60 Amp	CR	60	12	7509N	
V8 5.9L 360cid		2-Groove Pulley, Internal Fan Alt, 3/8" Belt, 60 Amp	CR	60	12	7509N	
D400							
V8 5.9L 360cid	1981-78	1-Groove Pulley	CR	78	12	7024N	
V8 5.9L 360cid		2-Groove Pulley, Internal Fan Alt, 1/2" Belt, 60 Amp	CR	60	12	7509N	
V8 5.9L 360cid		2-Groove Pulley, Internal Fan Alt, 3/8" Belt, 60 Amp	CR	60	12	7509N	
V8 7.2L 440cid	1978	1-Groove Pulley	CR	78	12	7024N	
V8 7.2L 440cid		2-Groove Pulley, Internal Fan Alt, 1/2" Belt, 60 Amp	CR	60	12	7509N	
V8 7.2L 440cid		2-Groove Pulley, Internal Fan Alt, 3/8" Belt, 60 Amp	CR	60	12	7509N	
D450							
V8 5.9L 360cid	1981-78	1-Groove Pulley	CR	78	12	7024N	
V8 5.9L 360cid		2-Groove Pulley, Internal Fan Alt, 1/2" Belt, 60 Amp	CR	60	12	7509N	
V8 5.9L 360cid		2-Groove Pulley, Internal Fan Alt, 3/8" Belt, 60 Amp	CR	60	12	7509N	
V8 7.2L 440cid	1978	1-Groove Pulley	CR	78	12	7024N	
V8 7.2L 440cid		2-Groove Pulley, Internal Fan Alt, 1/2" Belt, 60 Amp	CR	60	12	7509N	
V8 7.2L 440cid		2-Groove Pulley, Internal Fan Alt, 3/8" Belt, 60 Amp	CR	60	12	7509N	
P200							
L6 3.7L 3687cc 225cid	1972-70	1-Groove Pulley	CR	78	12	7024N	
L6 3.7L 3687cc 225cid		2-Groove Pulley, Internal Fan Alt, 1/2" Belt, 60 Amp	CR	60	12	7509N	
L6 3.7L 3687cc 225cid		2-Groove Pulley, Internal Fan Alt, 3/8" Belt	CR	60	12	7509N	
L6 3.7L 3687cc 225cid	1967	1-Groove Pulley	CR	60	12	7007R	
L6 3.7L 3687cc 225cid		2-Groove Pulley	CR	60	12	7006R	
L6 4.1L 251cid	1964-61	1-Groove Pulley	CR	60	12	7007R	
L6 4.1L 251cid		2-Groove Pulley	CR	60	12	7006R	
V8 5.9L 360cid	1972-70	1-Groove Pulley	CR	78	12	7024N	
V8 5.9L 360cid		2-Groove Pulley, Internal Fan Alt, 1/2" Belt, 60 Amp	CR	60	12	7509N	
V8 5.9L 360cid		2-Groove Pulley, Internal Fan Alt, 3/8" Belt	CR	60	12	7509N	
P300							
L6 3.7L 3687cc 225cid	1972-70	1-Groove Pulley	CR	78	12	7024N	
L6 3.7L 3687cc 225cid		2-Groove Pulley, Internal Fan Alt, 1/2" Belt, 60 Amp	CR	60	12	7509N	
L6 3.7L 3687cc 225cid		2-Groove Pulley, Internal Fan Alt, 3/8" Belt	CR	60	12	7509N	
L6 3.7L 3687cc 225cid	1967	1-Groove Pulley	CR	60	12	7007R	
L6 3.7L 3687cc 225cid		2-Groove Pulley	CR	60	12	7006R	
L6 4.1L 251cid	1966-61	1-Groove Pulley	CR	60	12	7007R	
L6 4.1L 251cid		2-Groove Pulley	CR	60	12	7006R	
V8 5.9L 360cid	1972-71	1-Groove Pulley	CR	78	12	7024N	
V8 5.9L 360cid		2-Groove Pulley, Internal Fan Alt, 1/2" Belt, 60 Amp	CR	60	12	7509N	
V8 5.9L 360cid		2-Groove Pulley, Internal Fan Alt, 3/8" Belt	CR	60	12	7509N	
Ram 2500							
L6 5.9L 359cid	2009-06	136 Amp, Bosch Unit	BO	136	12	11235N	
L6 5.9L 359cid	2005-03	136 Amp, Bosch Unit	BO	136	12	13987N	
L6 5.9L 359cid	2000-99	136 Amp, Bosch Unit	ND	136	12	13766N	
L6 5.9L 359cid		136 Amp, NDenso Unit	ND	136	12	13766N	
L6 5.9L 359cid	1998-94	120 Amp, NDenso Unit	ND	120	12	13302N	
L6 5.9L 359cid	2002	Diesel, 136 Amp, Bosch Unit	ND	136	12	13874N	
L6 5.9L 359cid		Diesel, 136 Amp, NDenso Unit	ND	136	12	13874N	
L6 5.9L 359cid	2001	136 Amp, Bosch Unit	ND	136	12	13874N	
L6 5.9L 359cid		136 Amp, NDenso Unit	ND	136	12	13874N	
L6 6.7L 408cid	2010-07	NDenso Unit, 160 Amp	ND	145	12	11378R	
L6 6.7L 408cid	2009-07	Bosch Unit, 136 Amp	BO	136	12	11239N	
L6 6.7L 408cid	2008	BoschUnit, 136 Amp	BO	136	12	11239N	
V10 8.0L 7990cc 488cid	2003-02	136 Amp, Bosch Unit	BO	136	12	13917N	
V10 8.0L 7990cc 488cid		136 Amp, NDenso Unit	BO	136	12	13920N	13824N
V10 8.0L 7990cc 488cid	2000-99	117 Amp, Bosch Unit	ND	117	12	13823N	13824N
V10 8.0L 7990cc 488cid		117 Amp, NDenso Unit	ND	117	12	13823N	13824N
V10 8.0L 7990cc 488cid		136 Amp, Bosch Unit	BO	136	12	13920N	13824N
V10 8.0L 7990cc 488cid		136 Amp, NDenso Unit	ND	136	12	13824N	13920N
V10 8.0L 7990cc 488cid	1998-97	136 Amp, NDenso Unit	ND	136	12	13742N	

ALTERNATORS AND GENERATORS

ENGINE	YEAR	APPLICATION	Mfg	Amp	Volt	PART NO.	OPT. NO.
Dodge (Cont'd)							
Ram 2500 (Cont'd)							
V10 8.0L 7990cc 488cid	1998-97	90 Amp, NDenso	ND	90	12	13354N-7G1	13245N
V10 8.0L 7990cc 488cid	1996-94	120 Amp, NDenso Unit	ND	120	12	13453N	13742N
V10 8.0L 7990cc 488cid	2001	117 Amp, NDenso Unit	ND	117	12	13910N	13911N
V10 8.0L 7990cc 488cid		136 Amp, Bosch Unit	BO	136	12	13920N	13824N
V10 8.0L 7990cc 488cid		136 Amp, NDenso Unit	ND	136	12	13911N	
V8 5.2L 5211cc 318cid	1996-94	120 Amp, NDenso Unit	ND	120	12	13453N	13742N
V8 5.2L 5211cc 318cid	1995-94	75 Amp, NDenso	ND	75	12	13353N	13245N
V8 5.2L 5211cc 318cid		90 Amp, NDenso	ND	90	12	13354N-7G2	13245N
V8 5.2L 5211cc 318cid	1996	75 Amp, NDenso Unit	ND	75	12	13353N	13245N
V8 5.2L 5211cc 318cid		90 Amp, NDenso Unit	ND	90	12	13354N-7G2	13245N
V8 5.7L 345cid	2008-07	Bosch, 136 Amp	BO	136	12	11233N	
V8 5.7L 345cid	2006-03	Bosch, w/o Plow Pkg.	BO	136	12	13985N	
V8 5.7L 345cid		Bosch, w/Plow Pkg.	BO	136	12	13985N	
V8 5.7L 345cid		NDenso Unit, 160 Amp	ND	160	12	13988R	
V8 5.7L 345cid	2008	NDenso Unit, 160 Amp	ND	160	12	11298R	
V8 5.7L 345cid	2007	NDenso Unit, From 10/3/06	ND	160	12	11298R	
V8 5.7L 345cid		NDenso Unit, To 10/3/06	ND	160	12	11298R	
V8 5.9L 360cid	2000-99	117 Amp, Bosch Unit	ND	117	12	13823N	13824N
V8 5.9L 360cid		117 Amp, NDenso Unit	ND	117	12	13823N	13824N
V8 5.9L 360cid		136 Amp, Bosch Unit	BO	136	12	13920N	13824N
V8 5.9L 360cid		136 Amp, NDenso Unit	ND	136	12	13824N	13920N
V8 5.9L 360cid	1998-97	136 Amp, NDenso Unit	ND	136	12	13742N	
V8 5.9L 360cid		90 Amp, NDenso	ND	90	12	13354N-7G1	13245N
V8 5.9L 360cid	1996-94	120 Amp, NDenso Unit	ND	120	12	13453N	13742N
V8 5.9L 360cid	1995-94	75 Amp, NDenso	ND	75	12	13353N	13245N
V8 5.9L 360cid		90 Amp, NDenso	ND	90	12	13354N-7G2	13245N
V8 5.9L 360cid	2002	136 Amp, NDenso Unit	BO	136	12	13920N	13824N
V8 5.9L 360cid	2001	117 Amp, NDenso Unit	ND	117	12	13910N	13911N
V8 5.9L 360cid		136 Amp, Bosch Unit	BO	136	12	13920N	13824N
V8 5.9L 360cid		136 Amp, NDenso Unit	ND	136	12	13911N	
V8 5.9L 360cid	1996	75 Amp, NDenso Unit	ND	75	12	13353N	13245N
V8 5.9L 360cid		90 Amp, NDenso Unit	ND	90	12	13354N-7G2	13245N
Ram 2500 Van							
V6 3.9L 3906cc 239cid	2001	117 Amp, NDenso Unit	ND	117	12	13910N	13911N
V6 3.9L 3906cc 239cid		136 Amp, NDenso Unit	ND	136	12	13911N	
V8 5.2L 5211cc 318cid	2003-01	117 Amp, NDenso Unit	ND	117	12	13910N	13911N
V8 5.2L 5211cc 318cid		136 Amp, NDenso Unit	ND	136	12	13911N	
V8 5.2L 5211cc 318cid	2000-99	117 Amp, NDenso Unit	ND	117	12	13823N	13824N
V8 5.2L 5211cc 318cid		136 Amp, NDenso Unit	ND	136	12	13824N	13920N
V8 5.9L 360cid	2003-01	117 Amp, NDenso Unit	ND	117	12	13910N	13911N
V8 5.9L 360cid		136 Amp, NDenso Unit	ND	136	12	13911N	
V8 5.9L 360cid	2000-99	117 Amp, NDenso Unit	ND	117	12	13823N	13824N
V8 5.9L 360cid		136 Amp, NDenso Unit	ND	136	12	13824N	13920N
Ram 3500							
L6 5.9L 359cid	2009-06	136 Amp, Bosch Unit	BO	136	12	11235N	
L6 5.9L 359cid	2005-03	136 Amp, Bosch Unit	BO	136	12	13987N	
L6 5.9L 359cid	2002-01	136 Amp, Bosch Unit	ND	136	12	13874N	
L6 5.9L 359cid		136 Amp, NDenso Unit	ND	136	12	13874N	
L6 5.9L 359cid	2000-99	136 Amp, Bosch Unit	ND	136	12	13766N	
L6 5.9L 359cid		136 Amp, NDenso Unit	ND	136	12	13766N	
L6 5.9L 359cid	1998-94	120 Amp, NDenso Unit	ND	120	12	13302N	
L6 6.7L 408cid	2009-07	Bosch	BO	136	12	11239N	
L6 6.7L 408cid		NDenso Unit, 160 Amp	ND	145	12	11378R	
L6 6.7L 408cid	2010	VIN L, NDenso Unit, 160 Amp	ND	145	12	11378R	
V10 8.0L 7990cc 488cid	2003-02	136 Amp, Bosch Unit	BO	136	12	13917N	
V10 8.0L 7990cc 488cid		136 Amp, NDenso Unit	BO	136	12	13920N	13824N
V10 8.0L 7990cc 488cid	2000-99	117 Amp, Bosch Unit	ND	117	12	13823N	13824N
V10 8.0L 7990cc 488cid		117 Amp, NDenso Unit	ND	117	12	13823N	13824N
V10 8.0L 7990cc 488cid		136 Amp, Bosch Unit	BO	136	12	13920N	13824N
V10 8.0L 7990cc 488cid		136 Amp, NDenso Unit	ND	136	12	13824N	13920N
V10 8.0L 7990cc 488cid	1998-97	136 Amp, NDenso Unit	ND	136	12	13742N	
V10 8.0L 7990cc 488cid		90 Amp, NDenso	ND	90	12	13354N-7G1	13245N
V10 8.0L 7990cc 488cid	1996-94	120 Amp, NDenso Unit	ND	120	12	13453N	13742N
V10 8.0L 7990cc 488cid	2001	117 Amp, NDenso Unit	ND	117	12	13910N	13911N
V10 8.0L 7990cc 488cid		136 Amp, Bosch Unit	BO	136	12	13920N	13824N

ALTERNATORS AND GENERATORS

ENGINE	YEAR	APPLICATION	Mfg	Amp	Volt	PART NO.	OPT. NO.
Dodge (Cont'd)							
Ram 3500 (Cont'd)							
V10 8.0L 7990cc 488cid	2001	136 Amp, NDenso Unit	ND	136	12	13911N	
V8 5.7L 345cid	2008-07	Bosch, 136 Amp	BO	136	12	11233N	
V8 5.7L 345cid	2006-03	Bosch, w/o Plow Pkg.	BO	136	12	13985N	
V8 5.7L 345cid		Bosch, w/Plow Pkg.	BO	136	12	13985N	
V8 5.7L 345cid		NDenso Unit, 160 Amp	ND	160	12	13988R	
V8 5.7L 345cid	2008	NDenso Unit, 160 Amp	ND	160	12	11298R	
V8 5.7L 345cid	2007	NDenso Unit, From 10/3/06	ND	160	12	11298R	
V8 5.7L 345cid		NDenso Unit, To 10/3/06	ND	160	12	11298R	
V8 5.9L 360cid	2000-99	117 Amp, Bosch Unit	ND	117	12	13823N	13824N
V8 5.9L 360cid		117 Amp, NDenso Unit	ND	117	12	13823N	13824N
V8 5.9L 360cid		136 Amp, Bosch Unit	BO	136	12	13920N	13824N
V8 5.9L 360cid		136 Amp, NDenso Unit	ND	136	12	13824N	13920N
V8 5.9L 360cid	1998-97	136 Amp, NDenso Unit	ND	136	12	13742N	
V8 5.9L 360cid		90 Amp, NDenso	ND	90	12	13354N-7G1	13245N
V8 5.9L 360cid	1996-94	120 Amp, NDenso Unit	ND	120	12	13453N	13742N
V8 5.9L 360cid		75 Amp, NDenso	ND	75	12	13353N	13245N
V8 5.9L 360cid		90 Amp, NDenso	ND	90	12	13354N-7G2	13245N
V8 5.9L 360cid	2002	136 Amp, NDenso Unit	BO	136	12	13920N	13824N
V8 5.9L 360cid	2001	117 Amp, NDenso Unit	ND	117	12	13910N	13911N
V8 5.9L 360cid		136 Amp, Bosch Unit	BO	136	12	13920N	13824N
V8 5.9L 360cid		136 Amp, NDenso Unit	ND	136	12	13911N	
Ram 3500 Van							
V8 5.2L 5211cc 318cid	2003-01	117 Amp, NDenso Unit	ND	117	12	13910N	13911N
V8 5.2L 5211cc 318cid		136 Amp, NDenso Unit	ND	136	12	13911N	
V8 5.2L 5211cc 318cid	2000-99	117 Amp, NDenso Unit	ND	117	12	13823N	13824N
V8 5.2L 5211cc 318cid		136 Amp, NDenso Unit	ND	136	12	13824N	13920N
V8 5.9L 360cid	2003-01	117 Amp, NDenso Unit	ND	117	12	13910N	13911N
V8 5.9L 360cid		136 Amp, NDenso Unit	ND	136	12	13911N	
V8 5.9L 360cid	2002-01	VIN Z, 117 Amp	ND	117	12	13910N	13911N
V8 5.9L 360cid		VIN Z, 136 Amp	ND	136	12	13911N	
V8 5.9L 360cid	2000-99	117 Amp, NDenso Unit	ND	117	12	13823N	13824N
V8 5.9L 360cid		136 Amp, NDenso Unit	ND	136	12	13824N	13920N
V8 5.9L 360cid	2000	VIN Z, 136 Amp	ND	136	12	13824N	13920N
Ram 4000							
6 Cyl. 5.9L 359cid	2009-06	136 Amp, Bosch Unit	BO	136	12	11235N	
6 Cyl. 5.9L 359cid	2005	136 Amp, Bosch Unit	BO	136	12	13987N	
8 Cyl. 5.9L 360cid	2000-99	117 Amp, Bosch Unit	ND	117	12	13823N	13824N
8 Cyl. 5.9L 360cid		117 Amp, NDenso Unit	ND	117	12	13823N	13824N
8 Cyl. 5.9L 360cid		136 Amp, Bosch Unit	BO	136	12	13920N	13824N
8 Cyl. 5.9L 360cid		136 Amp, NDenso Unit	ND	136	12	13824N	13920N
8 Cyl. 5.9L 360cid	1998-97	136 Amp, NDenso Unit	ND	136	12	13742N	
8 Cyl. 5.9L 360cid		90 Amp, NDenso	ND	90	12	13354N-7G1	13245N
8 Cyl. 5.9L 360cid	1996-95	120 Amp, NDenso Unit	ND	120	12	13453N	13742N
8 Cyl. 5.9L 360cid		75 Amp, NDenso	ND	75	12	13353N	13245N
8 Cyl. 5.9L 360cid		90 Amp, NDenso	ND	90	12	13354N-7G2	13245N
8 Cyl. 5.9L 360cid	2001	117 Amp, NDenso Unit	ND	117	12	13910N	13911N
8 Cyl. 5.9L 360cid		136 Amp, Bosch Unit	BO	136	12	13920N	13824N
8 Cyl. 5.9L 360cid		136 Amp, NDenso Unit	ND	136	12	13911N	
Ram 4500							
L6 6.7L 408cid	2010-08	Diesel, Bosch	BO	136	12	11239N	
L6 6.7L 408cid		VIN L, NDenso Unit, 160 Amp	ND	145	12	11378R	
Ram 5500							
L6 6.7L 408cid	2010-08	Diesel, Bosch	BO	136	12	11239N	
L6 6.7L 408cid		VIN L, NDenso Unit, 160 Amp	ND	145	12	11378R	
Sprinter 2500							
L5 2.7L 2687cc 165cid	2006-05	Diesel, 200 Amp, Bosch Unit	BO	200	12	12385N	
L5 2.7L 2687cc 165cid	2006-03	Diesel, 120 Amp, Bosch Unit	BO	150	12	12384N	
L5 2.7L 2687cc 165cid		Diesel, 150 Amp, Bosch Unit	BO	150	12	12384N	
L5 2.7L 2687cc 165cid		Diesel, 90 Amp, Bosch	BO	90	12	12382N	12384N
V6 3.0L 2987cc	2009	Diesel	VA	220	12	11457N	
V6 3.5L 3498cc	2008-07	180 Amp, Bosch Unit	BO	180	12	11217N	
Sprinter 3500							
L5 2.7L 2687cc 165cid	2006-05	Diesel, 200 Amp, Bosch Unit	BO	200	12	12385N	

ALTERNATORS

ALTERNATORS AND GENERATORS

ENGINE	YEAR	APPLICATION	Mfg	Amp	Volt	PART NO.	OPT. NO.	
Dodge (Cont'd)								
Sprinter 3500 (Cont'd)								
L5 2.7L 2687cc 165cid	2006-03	Diesel, 120 Amp, Bosch Unit	BO	150	12	12384N	12384N	
L5 2.7L 2687cc 165cid		Diesel, 150 Amp, Bosch Unit	BO	150	12	12384N		
L5 2.7L 2687cc 165cid		Diesel, 90 Amp, Bosch	BO	90	12	12382N		
V6 3.0L 2987cc	2009	Diesel	VA	220	12	11457N		
V6 3.5L 3498cc	2008-07	180 Amp, Bosch Unit	BO	180	12	11217N		
W200								
L6 3.7L 3687cc 225cid	1980-75	1-Groove Pulley	CR	78	12	7024N		
L6 3.7L 3687cc 225cid		2-Groove Pulley, Internal Fan Alt, 1/2" Belt, 60 Amp	CR	60	12	7509N		
L6 3.7L 3687cc 225cid		2-Groove Pulley, Internal Fan Alt, 3/8" Belt, 60 Amp	CR	60	12	7509N		
V8 5.2L 318cid	1975	1-Groove Pulley	CR	78	12	7024N		
V8 5.2L 318cid		2-Groove Pulley, Internal Fan Alt, 1/2" Belt, 60 Amp	CR	60	12	7509N		
V8 5.2L 318cid	1980-75	2-Groove Pulley, Internal Fan Alt, 3/8" Belt, 60 Amp	CR	60	12	7509N		
V8 5.2L 5211cc 318cid		1-Groove Pulley	CR	78	12	7024N		
V8 5.2L 5211cc 318cid		2-Groove Pulley, Internal Fan Alt, 1/2" Belt, 60 Amp	CR	60	12	7509N		
V8 5.2L 5211cc 318cid	1978-76	2-Groove Pulley, Internal Fan Alt, 3/8" Belt, 60 Amp	CR	60	12	7509N		
V8 5.9L 360cid		1-Groove Pulley	CR	78	12	7024N		
V8 5.9L 360cid		2-Groove Pulley, Internal Fan Alt, 1/2" Belt, 60 Amp	CR	60	12	7509N		
V8 5.9L 360cid	1978-75	2-Groove Pulley, Internal Fan Alt, 3/8" Belt, 60 Amp	CR	60	12	7509N		
V8 6.6L 400cid		1-Groove Pulley	CR	78	12	7024N		
V8 6.6L 400cid		2-Groove Pulley, Internal Fan Alt, 1/2" Belt, 60 Amp	CR	60	12	7509N		
V8 6.6L 400cid	1978-75	2-Groove Pulley, Internal Fan Alt, 3/8" Belt, 60 Amp	CR	60	12	7509N		
V8 7.2L 440cid		1-Groove Pulley	CR	78	12	7024N		
V8 7.2L 440cid		2-Groove Pulley, Internal Fan Alt, 1/2" Belt, 60 Amp	CR	60	12	7509N		
V8 7.2L 440cid	1978-75	2-Groove Pulley, Internal Fan Alt, 3/8" Belt, 60 Amp	CR	60	12	7509N		
V8 7.2L 440cid		2-Groove Pulley, Internal Fan Alt, 3/8" Belt, 60 Amp	CR	60	12	7509N		
W200 Pickup								
L6 3.7L 3687cc 225cid	1974-70	1-Groove Pulley	CR	78	12	7024N		
L6 3.7L 3687cc 225cid		2-Groove Pulley, Internal Fan Alt, 1/2" Belt, 60 Amp	CR	60	12	7509N		
L6 3.7L 3687cc 225cid		2-Groove Pulley, Internal Fan Alt, 3/8" Belt, 60 Amp	CR	60	12	7509N		
L6 3.7L 3687cc 225cid	1969-68	1-Groove Pulley	CR	60	12	7007R		
L6 3.7L 3687cc 225cid		2-Groove Pulley	CR	60	12	7006R		
L6 3.8L 3770cc 230cid	1959-57	w/Generator	PS	35	12	9112R		
V8 5.2L 318cid	1974-70	1-Groove Pulley	CR	78	12	7024N		
V8 5.2L 318cid		2-Groove Pulley, Internal Fan Alt, 1/2" Belt, 60 Amp	CR	60	12	7509N		
V8 5.2L 318cid	1969	2-Groove Pulley, Internal Fan Alt, 3/8" Belt, 60 Amp	CR	60	12	7509N		
V8 5.2L 318cid		1-Groove Pulley	CR	60	12	7007R		
V8 5.2L 318cid		2-Groove Pulley	CR	60	12	7006R		
V8 5.2L 5212cc 318cid	1974-70	1-Groove Pulley	CR	78	12	7024N		
V8 5.2L 5212cc 318cid		2-Groove Pulley, Internal Fan Alt, 1/2" Belt, 60 Amp	CR	60	12	7509N		
V8 5.2L 5212cc 318cid	1969-68	2-Groove Pulley, Internal Fan Alt, 3/8" Belt, 60 Amp	CR	60	12	7509N		
V8 5.2L 5212cc 318cid		1-Groove Pulley	CR	60	12	7007R		
V8 5.2L 5212cc 318cid		2-Groove Pulley	CR	60	12	7006R		
V8 5.2L 5212cc 318cid	1959	w/Generator	PS	35	12	9112R		
V8 5.9L 360cid	1974-71	1-Groove Pulley	CR	78	12	7024N		
V8 5.9L 360cid		2-Groove Pulley, Internal Fan Alt, 1/2" Belt, 60 Amp	CR	60	12	7509N		
V8 5.9L 360cid	1971-70	2-Groove Pulley, Internal Fan Alt, 3/8" Belt, 60 Amp	CR	60	12	7509N		
V8 5.9L 5899cc 360cid		1-Groove Pulley	CR	78	12	7024N		
V8 5.9L 5899cc 360cid		2-Groove Pulley, Internal Fan Alt, 1/2" Belt, 60 Amp	CR	60	12	7509N		
V8 5.9L 5899cc 360cid	1971-70	2-Groove Pulley, Internal Fan Alt, 3/8" Belt, 60 Amp	CR	60	12	7509N		
V8 5.9L 5900cc 360cid		1-Groove Pulley	CR	78	12	7024N		
V8 5.9L 5900cc 360cid		2-Groove Pulley, Internal Fan Alt, 1/2" Belt, 60 Amp	CR	60	12	7509N		
V8 5.9L 5900cc 360cid	1971-70	2-Groove Pulley, Internal Fan Alt, 3/8" Belt, 60 Amp	CR	60	12	7509N		
V8 6.3L 383cid		1-Groove Pulley	CR	78	12	7024N		
V8 6.3L 383cid		2-Groove Pulley, Internal Fan Alt, 1/2" Belt, 60 Amp	CR	60	12	7509N		
V8 6.3L 383cid	1969	2-Groove Pulley, Internal Fan Alt, 3/8" Belt	CR	60	12	7509N		
V8 6.3L 383cid		1-Groove Pulley	CR	60	12	7007R		
V8 6.3L 383cid		2-Groove Pulley	CR	60	12	7006R		
V8 6.3L 6286cc 383cid	1971-70	1-Groove Pulley	CR	78	12	7024N		
V8 6.3L 6286cc 383cid		2-Groove Pulley, Internal Fan Alt, 1/2" Belt, 60 Amp	CR	60	12	7509N		
V8 6.3L 6286cc 383cid	1969-68	2-Groove Pulley, Internal Fan Alt, 3/8" Belt	CR	60	12	7509N		
V8 6.3L 6286cc 383cid		1-Groove Pulley	CR	60	12	7007R		
V8 6.3L 6286cc 383cid		2-Groove Pulley	CR	60	12	7006R		
V8 6.6L 400cid	1974-71	1-Groove Pulley	CR	78	12	7024N		
V8 6.6L 400cid		2-Groove Pulley, Internal Fan Alt, 1/2" Belt, 60 Amp	CR	60	12	7509N		
V8 6.6L 400cid		2-Groove Pulley, Internal Fan Alt, 3/8" Belt, 60 Amp	CR	60	12	7509N		
V8 6.6L 6555cc 400cid	1974-71	1-Groove Pulley	CR	78	12	7024N		

ALTERNATORS AND GENERATORS

ENGINE	YEAR	APPLICATION	Mfg	Amp	Volt	PART NO.	OPT. NO.
Dodge (Cont'd)							
W200 Pickup (Cont'd)							
V8 6.6L 6555cc 400cid	1974-71	2-Groove Pulley, Internal Fan Alt, 1/2" Belt, 60 Amp	CR	60	12	7509N	
V8 6.6L 6555cc 400cid		2-Groove Pulley, Internal Fan Alt, 3/8" Belt, 60 Amp	CR	60	12	7509N	
V8 6.6L 6556cc 400cid		1-Groove Pulley	CR	78	12	7024N	
V8 6.6L 6556cc 400cid		2-Groove Pulley, Internal Fan Alt, 1/2" Belt, 60 Amp	CR	60	12	7509N	
V8 6.6L 6556cc 400cid		2-Groove Pulley, Internal Fan Alt, 3/8" Belt, 60 Amp	CR	60	12	7509N	
V8 7.2L 440cid	1974	1-Groove Pulley	CR	78	12	7024N	
V8 7.2L 440cid		2-Groove Pulley, Internal Fan Alt, 1/2" Belt, 60 Amp	CR	60	12	7509N	
V8 7.2L 440cid		2-Groove Pulley, Internal Fan Alt, 3/8" Belt, 60 Amp	CR	60	12	7509N	
V8 7.2L 7211cc 440cid	1974-73	1-Groove Pulley	CR	78	12	7024N	
V8 7.2L 7211cc 440cid		2-Groove Pulley, Internal Fan Alt, 1/2" Belt, 60 Amp	CR	60	12	7509N	
V8 7.2L 7211cc 440cid		2-Groove Pulley, Internal Fan Alt, 3/8" Belt, 60 Amp	CR	60	12	7509N	
V8 7.2L 7212cc 440cid	1974	1-Groove Pulley	CR	78	12	7024N	
V8 7.2L 7212cc 440cid		2-Groove Pulley, Internal Fan Alt, 1/2" Belt, 60 Amp	CR	60	12	7509N	
V8 7.2L 7212cc 440cid		2-Groove Pulley, Internal Fan Alt, 3/8" Belt, 60 Amp	CR	60	12	7509N	
W200 Series							
L6 3.7L 3687cc 225cid	1967-63	1-Groove Pulley	CR	60	12	7007R	
L6 3.7L 3687cc 225cid		2-Groove Pulley	CR	60	12	7006R	
L6 3.7L 3687cc 225cid	1960	w/Generator	PS	35	12	9112R	
V8 5.2L 5212cc 318cid	1967-62	1-Groove Pulley	CR	60	12	7007R	
V8 5.2L 5212cc 318cid		2-Groove Pulley	CR	60	12	7006R	
V8 5.2L 5212cc 318cid	1960	w/Generator	PS	35	12	9112R	
V8 6.3L 6286cc 383cid	1967-63	1-Groove Pulley	CR	60	12	7007R	
V8 6.3L 6286cc 383cid		2-Groove Pulley	CR	60	12	7006R	
W250							
L6 5.9L 359cid	1993-90	Diesel, 120 Amp, NDenso Unit	ND	120	12	13302N	
L6 5.9L 359cid	1989	Diesel, 120 Amp, Chrysler Unit	CR	120	12	7552	
L6 5.9L 359cid		Diesel, 120 Amp, NDenso Unit, Early	ND	120	12	13313N	
L6 5.9L 359cid		Diesel, 120 Amp, NDenso Unit, Late	ND	120	12	13313N	
V8 5.2L 5211cc 318cid	1993-92	120 Amp, NDenso Unit	ND	120	12	13453N	13742N
V8 5.2L 5211cc 318cid		75 Amp, NDenso	ND	75	12	13353N	13245N
V8 5.2L 5211cc 318cid		90 Amp, NDenso	ND	90	12	13354N-7G2	13245N
V8 5.2L 5211cc 318cid	1991-90	120 Amp, NDenso Unit	ND	120	12	13301N	
V8 5.2L 5211cc 318cid		90 Amp, Bosch	ND	90	12	13184N	
V8 5.2L 5211cc 318cid		90 Amp, NDenso	ND	90	12	13312N	13245N
V8 5.2L 5211cc 318cid	1989-88	120 Amp, Chrysler Unit	CR	120	12	7552	
V8 5.2L 5211cc 318cid		120 Amp, NDenso Unit	ND	120	12	13313N	
V8 5.2L 5211cc 318cid		75 Amp, NDenso	ND	90	12	13184N	
V8 5.2L 5211cc 318cid		90 Amp, Chrysler	BO	90	12	14789N	
V8 5.2L 5211cc 318cid		90 Amp, NDenso	ND	90	12	13220N	
V8 5.2L 5211cc 318cid	1987-81	1-Groove Pulley	CR	78	12	7024N	
V8 5.2L 5211cc 318cid		2-Groove Pulley, Internal Fan Alt, 1/2" Belt, 60 Amp	CR	60	12	7509N	
V8 5.2L 5211cc 318cid		2-Groove Pulley, Internal Fan Alt, 3/8" Belt, 60 Amp	CR	60	12	7509N	
V8 5.9L 360cid	1993-92	120 Amp, NDenso Unit	ND	120	12	13453N	13742N
V8 5.9L 360cid		75 Amp, NDenso	ND	75	12	13353N	13245N
V8 5.9L 360cid		90 Amp, NDenso	ND	90	12	13354N-7G2	13245N
V8 5.9L 360cid	1991-90	120 Amp, NDenso Unit	ND	120	12	13301N	
V8 5.9L 360cid		90 Amp, Bosch	ND	90	12	13184N	
V8 5.9L 360cid		90 Amp, NDenso	ND	90	12	13312N	13245N
V8 5.9L 360cid	1989-88	120 Amp, Chrysler Unit	CR	120	12	7552	
V8 5.9L 360cid		120 Amp, NDenso Unit	ND	120	12	13313N	
V8 5.9L 360cid		75 Amp, NDenso	ND	90	12	13184N	
V8 5.9L 360cid		90 Amp, Chrysler	BO	90	12	14789N	
V8 5.9L 360cid		90 Amp, NDenso	ND	90	12	13220N	
V8 5.9L 360cid	1987-81	1-Groove Pulley	CR	78	12	7024N	
V8 5.9L 360cid		2-Groove Pulley, Internal Fan Alt, 1/2" Belt, 60 Amp	CR	60	12	7509N	
V8 5.9L 360cid		2-Groove Pulley, Internal Fan Alt, 3/8" Belt, 60 Amp	CR	60	12	7509N	
W300							
L6 3.7L 3687cc 225cid	1978-75	1-Groove Pulley	CR	78	12	7024N	
L6 3.7L 3687cc 225cid		2-Groove Pulley, Internal Fan Alt, 1/2" Belt, 60 Amp	CR	60	12	7509N	
L6 3.7L 3687cc 225cid		2-Groove Pulley, Internal Fan Alt, 3/8" Belt, 60 Amp	CR	60	12	7509N	
V8 5.2L 5211cc 318cid	1980-75	1-Groove Pulley	CR	78	12	7024N	
V8 5.2L 5211cc 318cid		2-Groove Pulley, Internal Fan Alt, 1/2" Belt, 60 Amp	CR	60	12	7509N	
V8 5.2L 5211cc 318cid		2-Groove Pulley, Internal Fan Alt, 3/8" Belt, 60 Amp	CR	60	12	7509N	
V8 5.9L 360cid		1-Groove Pulley	CR	78	12	7024N	

ALTERNATORS

ALTERNATORS AND GENERATORS

ENGINE	YEAR	APPLICATION	Mfg	Amp	Volt	PART NO.	OPT. NO.
Dodge (Cont'd)							
W300 (Cont'd)							
V8 5.9L 360cid	1980-75	2-Groove Pulley, Internal Fan Alt, 1/2" Belt, 60 Amp	CR	60	12	7509N	
V8 5.9L 360cid		2-Groove Pulley, Internal Fan Alt, 3/8" Belt, 60 Amp	CR	60	12	7509N	
V8 6.6L 400cid	1978-76	1-Groove Pulley	CR	78	12	7024N	
V8 6.6L 400cid		2-Groove Pulley, Internal Fan Alt, 1/2" Belt, 60 Amp	CR	60	12	7509N	
V8 6.6L 400cid		2-Groove Pulley, Internal Fan Alt, 3/8" Belt, 60 Amp	CR	60	12	7509N	
V8 7.2L 440cid	1978-75	1-Groove Pulley	CR	78	12	7024N	
V8 7.2L 440cid		2-Groove Pulley, Internal Fan Alt, 1/2" Belt, 60 Amp	CR	60	12	7509N	
V8 7.2L 440cid		2-Groove Pulley, Internal Fan Alt, 3/8" Belt, 60 Amp	CR	60	12	7509N	
W300 Pickup							
L6 3.7L 3687cc 225cid	1974-70	1-Groove Pulley	CR	78	12	7024N	
L6 3.7L 3687cc 225cid		2-Groove Pulley, Internal Fan Alt, 1/2" Belt, 60 Amp	CR	60	12	7509N	
L6 3.7L 3687cc 225cid		2-Groove Pulley, Internal Fan Alt, 3/8" Belt, 60 Amp	CR	60	12	7509N	
L6 3.7L 3687cc 225cid	1969-68	1-Groove Pulley	CR	60	12	7007R	
L6 3.7L 3687cc 225cid		2-Groove Pulley	CR	60	12	7006R	
L6 3.8L 3770cc 230cid	1959-57	w/Generator	PS	35	12	9112R	
V8 5.2L 318cid	1974-70	1-Groove Pulley	CR	78	12	7024N	
V8 5.2L 318cid		2-Groove Pulley, Internal Fan Alt, 1/2" Belt, 60 Amp	CR	60	12	7509N	
V8 5.2L 318cid		2-Groove Pulley, Internal Fan Alt, 3/8" Belt, 60 Amp	CR	60	12	7509N	
V8 5.2L 318cid	1969-68	1-Groove Pulley	CR	60	12	7007R	
V8 5.2L 318cid		2-Groove Pulley	CR	60	12	7006R	
V8 5.2L 5212cc 318cid	1974-70	1-Groove Pulley	CR	78	12	7024N	
V8 5.2L 5212cc 318cid		2-Groove Pulley, Internal Fan Alt, 1/2" Belt, 60 Amp	CR	60	12	7509N	
V8 5.2L 5212cc 318cid		2-Groove Pulley, Internal Fan Alt, 3/8" Belt, 60 Amp	CR	60	12	7509N	
V8 5.2L 5212cc 318cid	1969-68	1-Groove Pulley	CR	60	12	7007R	
V8 5.2L 5212cc 318cid		2-Groove Pulley	CR	60	12	7006R	
V8 5.2L 5212cc 318cid	1959	w/Generator	PS	35	12	9112R	
V8 5.9L 360cid	1974-71	1-Groove Pulley	CR	78	12	7024N	
V8 5.9L 360cid		2-Groove Pulley, Internal Fan Alt, 1/2" Belt, 60 Amp	CR	60	12	7509N	
V8 5.9L 360cid		2-Groove Pulley, Internal Fan Alt, 3/8" Belt, 60 Amp	CR	60	12	7509N	
V8 5.9L 5899cc 360cid		1-Groove Pulley	CR	78	12	7024N	
V8 5.9L 5899cc 360cid		2-Groove Pulley, Internal Fan Alt, 1/2" Belt, 60 Amp	CR	60	12	7509N	
V8 5.9L 5899cc 360cid		2-Groove Pulley, Internal Fan Alt, 3/8" Belt, 60 Amp	CR	60	12	7509N	
V8 5.9L 5900cc 360cid	1974-72	1-Groove Pulley	CR	78	12	7024N	
V8 5.9L 5900cc 360cid		2-Groove Pulley, Internal Fan Alt, 1/2" Belt, 60 Amp	CR	60	12	7509N	
V8 5.9L 5900cc 360cid		2-Groove Pulley, Internal Fan Alt, 3/8" Belt, 60 Amp	CR	60	12	7509N	
V8 6.3L 383cid	1969-68	1-Groove Pulley	CR	60	12	7007R	
V8 6.3L 383cid		2-Groove Pulley	CR	60	12	7006R	
V8 6.3L 383cid	1971	1-Groove Pulley	CR	78	12	7024N	
V8 6.3L 383cid		2-Groove Pulley, Internal Fan Alt, 1/2" Belt, 60 Amp	CR	60	12	7509N	
V8 6.3L 383cid		2-Groove Pulley, Internal Fan Alt, 3/8" Belt	CR	60	12	7509N	
V8 6.3L 6286cc 383cid	1971-70	1-Groove Pulley	CR	78	12	7024N	
V8 6.3L 6286cc 383cid		2-Groove Pulley, Internal Fan Alt, 1/2" Belt, 60 Amp	CR	60	12	7509N	
V8 6.3L 6286cc 383cid		2-Groove Pulley, Internal Fan Alt, 3/8" Belt	CR	60	12	7509N	
V8 6.3L 6286cc 383cid	1969-68	1-Groove Pulley	CR	60	12	7007R	
V8 6.3L 6286cc 383cid		2-Groove Pulley	CR	60	12	7006R	
V8 6.6L 6555cc 400cid	1974-71	1-Groove Pulley	CR	78	12	7024N	
V8 6.6L 6555cc 400cid		2-Groove Pulley, Internal Fan Alt, 1/2" Belt, 60 Amp	CR	60	12	7509N	
V8 6.6L 6555cc 400cid		2-Groove Pulley, Internal Fan Alt, 3/8" Belt, 60 Amp	CR	60	12	7509N	
V8 7.2L 7211cc 440cid	1974-73	1-Groove Pulley	CR	78	12	7024N	
V8 7.2L 7211cc 440cid		2-Groove Pulley, Internal Fan Alt, 1/2" Belt, 60 Amp	CR	60	12	7509N	
V8 7.2L 7211cc 440cid		2-Groove Pulley, Internal Fan Alt, 3/8" Belt, 60 Amp	CR	60	12	7509N	
W300 Series							
L6 3.7L 3687cc 225cid	1967-63	1-Groove Pulley	CR	60	12	7007R	
L6 3.7L 3687cc 225cid		2-Groove Pulley	CR	60	12	7006R	
L6 4.1L 4114cc 251cid	1966-63	1-Groove Pulley	CR	60	12	7007R	
L6 4.1L 4114cc 251cid		2-Groove Pulley	CR	60	12	7006R	
V8 5.2L 5212cc 318cid	1967-62	1-Groove Pulley	CR	60	12	7007R	
V8 5.2L 5212cc 318cid		2-Groove Pulley	CR	60	12	7006R	
V8 5.2L 5212cc 318cid	1960	w/Generator	PS	35	12	9112R	
V8 6.3L 383cid	1967	1-Groove Pulley	CR	60	12	7007R	
V8 6.3L 383cid		2-Groove Pulley	CR	60	12	7006R	
V8 6.3L 6286cc 383cid	1967-63	1-Groove Pulley	CR	60	12	7007R	
V8 6.3L 6286cc 383cid		2-Groove Pulley	CR	60	12	7006R	

ALTERNATORS AND GENERATORS

ENGINE	YEAR	APPLICATION	Mfg	Amp	Volt	PART NO.	OPT. NO.
Dodge (Cont'd)							
W350							
L6 5.9L 359cid	1993-90	Diesel, 120 Amp, NDenso Unit	ND	120	12	13302N	
L6 5.9L 359cid	1989	Diesel, 120 Amp, Chrysler Unit	CR	120	12	7552	
L6 5.9L 359cid		Diesel, 120 Amp, NDenso Unit, Early	ND	120	12	13313N	
L6 5.9L 359cid		Diesel, 120 Amp, NDenso Unit, Late	ND	120	12	13313N	
V8 5.2L 5211cc 318cid	1983-82	1-Groove Pulley	CR	78	12	7024N	
V8 5.2L 5211cc 318cid		2-Groove Pulley, Internal Fan Alt, 1/2" Belt, 60 Amp	CR	60	12	7509N	
V8 5.2L 5211cc 318cid		2-Groove Pulley, Internal Fan Alt, 3/8" Belt, 60 Amp	CR	60	12	7509N	
V8 5.9L 360cid	1993-92	120 Amp, NDenso Unit	ND	120	12	13453N	13742N
V8 5.9L 360cid		75 Amp, NDenso	ND	75	12	13353N	13245N
V8 5.9L 360cid		90 Amp, NDenso	ND	90	12	13354N-7G2	13245N
V8 5.9L 360cid	1991-90	120 Amp, NDenso Unit	ND	120	12	13301N	
V8 5.9L 360cid		90 Amp, Bosch	ND	90	12	13184N	
V8 5.9L 360cid		90 Amp, NDenso	ND	90	12	13312N	13245N
V8 5.9L 360cid	1989-88	120 Amp, Chrysler Unit	CR	120	12	7552	
V8 5.9L 360cid		120 Amp, NDenso Unit	ND	120	12	13313N	
V8 5.9L 360cid		75 Amp, NDenso	ND	90	12	13184N	
V8 5.9L 360cid		90 Amp, Chrysler	BO	90	12	14789N	
V8 5.9L 360cid		90 Amp, NDenso	ND	90	12	13220N	
V8 5.9L 360cid	1987-81	1-Groove Pulley	CR	78	12	7024N	
V8 5.9L 360cid		2-Groove Pulley, Internal Fan Alt, 1/2" Belt, 60 Amp	CR	60	12	7509N	
V8 5.9L 360cid		2-Groove Pulley, Internal Fan Alt, 3/8" Belt, 60 Amp	CR	60	12	7509N	
Ford							
All Models (By Engine)							
Various Eng.	1981-79	Ford "Blue Back" Alternator 75 Amp, ER/EF	FO	90	12	7712N	
Various Eng.		Ford "Blue Back" Alternator 90 Amp, ER/EF	FO	90	12	7712N	
Various Eng.	1981-74	30SI Delco, 90 Amp, w/o Transformer	DR	90	12	7262N	
Various Eng.		30SI Delco, 90 Amp, w/Transformer	DR	90	12	7256N	
Various Eng.		Delco 25SI, 75 Amp	DR	75	12	7255N	8066N
Various Eng.		Motorola (Dual Mtg., I/R)	LN	160	12	8329N	
Various Eng.	1981-72	Bosch Repl. Unit, 200 Amp, 3 Mounting Ears	BO	200	12	12715N	
Various Eng.		Bosch Replacement Unit, 160 Amp, 3 Mounting Ears	BO	160	12	12490N	12715N
Various Eng.		Leece Neville (J-180 Mtg.) IR/EF, 105 Amp, B+ 5/16	LN	130	12	7612N	7613N
Various Eng.		Leece Neville (J-180 Mtg.) IR/EF, 130 Amp, B+ 5/16	LN	130	12	7612N	7613N
Various Eng.		Leece Neville (J-180 Mtg.) IR/EF, 90 Amp, B+ 5/16	LN	130	12	7612N	7613N
Various Eng.		Leece Neville LC Series, 160 Amp, stator activated, 239 mm Rotor OAL	LN	160	12	7613N-LC	
Various Eng.		Leece Neville, IR/EF, 160 Amp, trio activated, (235mm rotor OAL)	LN	160	12	7613N	7613N-LC
Various Eng.	1981-65	Ford 40-60 Amp Alternator (E/R)	FO	65	12	7078N	
Various Eng.		Ford Oversize Unit - 65 Amp	FO	90	12	7069	
Various Eng.		Ford Oversize Unit - 90 Amp, ER/EF	FO	90	12	7069	
B600							
Caterpillar 3208	1989-82	Ford "Blue Back" Alternator 75 Amp, ER/EF	FO	90	12	7712N	
Caterpillar 3208		Ford "Blue Back" Alternator 90 Amp, ER/EF	FO	90	12	7712N	
Caterpillar 3306	1994-90	Ford "Blue Back" Alternator 75 Amp, ER/EF	FO	90	12	7712N	
Caterpillar 3306		Ford "Blue Back" Alternator 90 Amp, ER/EF	FO	90	12	7712N	
Caterpillar 3306		Ford 3G (Larger Frt. Brg.), str. mount, 95 Amp, 8S pulley	FO	95	12	7785N	
Caterpillar 3306		Ford 3G (Std.) 95 Amp, str. mount, 2V pulley	FO	95	12	7749-3N-2G	
Caterpillar 3306		Ford 3G (Std.) 95 Amp, str. mount, w/o pulley	FO	95	12	7749-3N-0G	
Cummins (FD1060)	5.9L-359						
Cummins (FD1060)	1999-97	5.9L-359 Delco 21SI 100 Amp, longer SRE rotor bearing	DR	130	12	8027N	7644N
Cummins (FD1060)	5.9L-359	Delco 21SI 115 Amp, 2V pulley, longer SRE bearing	DR	130	12	8027N	7644N
Cummins (FD1060)	5.9L-359	Delco 21SI 130 Amp, longer SRE rotor bearing	DR	130	12	8027N	7644N
Cummins (FD1060)	5.9L-359	Delco 21SI 145 Amp, longer SRE bearing	DR	145-160	12	7644N	8076N
Cummins (FD1060)	5.9L-359	Delco 22SI 130 Amp	DR	130	12	8073N	8076N
Cummins (FD1060)	5.9L-359	Delco 22SI, 145 Amp	DR	145	12	8076N	7644N
Cummins (FD1060)	5.9L-359	Leece Neville (Dual Mtg.) IR/EF, 105 Amp, longer SRE bearing ..	LN	130	12	7612N	7613N

ALTERNATORS AND GENERATORS

ENGINE	YEAR	APPLICATION	Mfg	Amp	Volt	PART NO.	OPT. NO.
Ford (Cont'd)							
B600 (Cont'd)							
Cummins (FD1060)	5.9L-359	Leece Neville (Dual Mtg.) IR/EF, 145 Amp, longer SRE bearing	LN	160	12	7613N	7613N-LC
Cummins (FD1060)	5.9L-359	Leece Neville LC ser. (Dual Mtg.) IR/EF, 130 Amp, self excite	LN	130	12	7612N	7613N
Cummins (FD1060)	5.9L-359	Motorola (Dual Mtg., I/R, HD) 140 Amp	LN	160	12	8329N	
Cummins (FD1060)	5.9L-359	Opt. Serv. Repl., DR 24SI, J180 Mt., 160 Amp	DR	160	12	8718N	
Cummins (FD1060)	5.9L-359	1999-92 Bosch Repl. Unit, 160 Amp, 3 Mounting Ears	BO	160	12	12490N	12715N
Cummins (FD1060)	5.9L-359	Bosch Repl. Unit, 200 Amp, 3 Mounting Ears	BO	200	12	12715N	
Cummins (FD1060)	5.9L-359	Ford 3G (Larger Frt. Brg.), str. mount, 95 Amp, 8S pulley	FO	95	12	7785N	
Cummins (FD1060)	5.9L-359	Ford 3G (Std.) 95 Amp, str. mount, 2V pulley	FO	95	12	7749-3N-2G	
Cummins (FD1060)	5.9L-359	Ford 3G (Std.) 95 Amp, str. mount, w/o pulley	FO	95	12	7749-3N-0G	
Cummins (FD1060)	5.9L-359	Leece Neville LC Series, 160 Amp, stator activated, 239 mm Rotor OAL	LN	160	12	7613N-LC	
Cummins (FD1060)	5.9L-359	Motorola (Dual Mtg., 130 Amp)	LN	160	12	8329N	
Cummins (FD1060)	5.9L-359	1996-92 Delco 21SI 100 Amp, Std. SRE bearing	DR	130	12	8027N	7644N
Cummins (FD1060)	5.9L-359	Delco 21SI 115 Amp, 2V pulley, Std. SRE bearing	DR	130	12	8027N	7644N
Cummins (FD1060)	5.9L-359	Delco 21SI 115 Amp, 8S pulley, Std. SRE bearing	DR	130	12	8027N	7644N
Cummins (FD1060)	5.9L-359	Delco 21SI 130 Amp, longer SRE rotor bearing, w/I Term.	DR	130	12	8027N	7644N
Cummins (FD1060)	5.9L-359	Delco 21SI 65 Amp	DR	130	12	8027N	7644N
Cummins (FD1060)	5.9L-359	Ford "Blue Back" Alternator 75 Amp, ER/EF	FO	90	12	7712N	
Cummins (FD1060)	5.9L-359	Ford "Blue Back" Alternator 90 Amp, ER/EF	FO	90	12	7712N	
Cummins (FD1060)	5.9L-359	Leece Neville (J-180 Mtg.) IR/EF, 105 Amp, Std. SRE bearing	LN	130	12	7612N	7613N
Cummins (FD1060)	5.9L-359	Leece Neville (J-180 Mtg.) IR/EF, 130 Amp	LN	130	12	7612N	7613N
Cummins (FD1060)	5.9L-359	Leece Neville (J-180 Mtg.) IR/EF, 90 Amp, B+ 5/16	LN	130	12	7612N	7613N
Cummins (FD1060)	5.9L-359	Leece Neville, IR/EF, 160 Amp, trio activated, (235mm rotor OAL)	LN	160	12	7613N	7613N-LC
Cummins (FD1060)	5.9L-359	1995-92 Delco 21SI 145 Amp, Std. SRE bearing	DR	145-160	12	7644N	8076N
Cummins (FD1460)	8.3L-504	1999-97 Delco 21SI 100 Amp, longer SRE rotor bearing	DR	130	12	8027N	7644N
Cummins (FD1460)	8.3L-504	Delco 21SI 115 Amp, 2V pulley, longer SRE bearing	DR	130	12	8027N	7644N
Cummins (FD1460)	8.3L-504	Delco 21SI 130 Amp, longer SRE rotor bearing	DR	130	12	8027N	7644N
Cummins (FD1460)	8.3L-504	Delco 21SI 145 Amp, longer SRE bearing	DR	145-160	12	7644N	8076N
Cummins (FD1460)	8.3L-504	Delco 22SI 130 Amp	DR	130	12	8073N	8076N
Cummins (FD1460)	8.3L-504	Delco 22SI, 145 Amp	DR	145	12	8076N	7644N
Cummins (FD1460)	8.3L-504	Leece Neville (Dual Mtg.) IR/EF, 105 Amp, longer SRE bearing	LN	130	12	7612N	7613N
Cummins (FD1460)	8.3L-504	Leece Neville (Dual Mtg.) IR/EF, 145 Amp, longer SRE bearing	LN	160	12	7613N	7613N-LC
Cummins (FD1460)	8.3L-504	Leece Neville LC ser. (Dual Mtg.) IR/EF, 130 Amp, self excite	LN	130	12	7612N	7613N

ALTERNATORS AND GENERATORS

ENGINE	YEAR	APPLICATION	Mfg	Amp	Volt	PART NO.	OPT. NO.
Ford (Cont'd)							
B600 (Cont'd)							
Cummins (FD1460)	8.3L-504	Motorola (Dual Mtg., I/R, HD) 140 Amp	LN	160	12	8329N	
Cummins (FD1460)	8.3L-504	Opt. Serv. Repl., DR 24SI, J180 Mt., 160 Amp	DR	160	12	8718N	
Cummins (FD1460)	8.3L-504	1999-92 Bosch Repl. Unit, 160 Amp, 3 Mounting Ears	BO	160	12	12490N	12715N
Cummins (FD1460)	8.3L-504	Bosch Repl. Unit, 200 Amp, 3 Mounting Ears	BO	200	12	12715N	
Cummins (FD1460)	8.3L-504	Ford 3G (Larger Frt. Brg.), str. mount, 95 Amp, 8S pulley	FO	95	12	7785N	
Cummins (FD1460)	8.3L-504	Ford 3G (Std.) 95 Amp, str. mount, 2V pulley	FO	95	12	7749-3N-2G	
Cummins (FD1460)	8.3L-504	Ford 3G (Std.) 95 Amp, str. mount, w/o pulley	FO	95	12	7749-3N-0G	
Cummins (FD1460)	8.3L-504	Leece Neville LC Series, 160 Amp, stator activated, 239 mm Rotor OAL	LN	160	12	7613N-LC	
Cummins (FD1460)	8.3L-504	1998-92 Motorola (Dual Mtg., 130 Amp)	LN	160	12	8329N	
Cummins (FD1460)	8.3L-504	1996-92 Delco 21SI 100 Amp, Std. SRE bearing	DR	130	12	8027N	7644N
Cummins (FD1460)	8.3L-504	Delco 21SI 115 Amp, 2V pulley, Std. SRE bearing	DR	130	12	8027N	7644N
Cummins (FD1460)	8.3L-504	Delco 21SI 115 Amp, 8S pulley, Std. SRE bearing	DR	130	12	8027N	7644N
Cummins (FD1460)	8.3L-504	Delco 21SI 130 Amp, longer SRE rotor bearing, w/l Term.	DR	130	12	8027N	7644N
Cummins (FD1460)	8.3L-504	Delco 21SI 145 Amp, Std. SRE bearing	DR	145-160	12	7644N	8076N
Cummins (FD1460)	8.3L-504	Delco 21SI 65 Amp	DR	130	12	8027N	7644N
Cummins (FD1460)	8.3L-504	Ford "Blue Back" Alternator 75 Amp, ER/EF	FO	90	12	7712N	
Cummins (FD1460)	8.3L-504	Ford "Blue Back" Alternator 90 Amp, ER/EF	FO	90	12	7712N	
Cummins (FD1460)	8.3L-504	Leece Neville (J-180 Mtg.) IR/EF, 105 Amp, Std. SRE bearing ...	LN	130	12	7612N	7613N
Cummins (FD1460)	8.3L-504	Leece Neville (J-180 Mtg.) IR/EF, 130 Amp	LN	130	12	7612N	7613N
Cummins (FD1460)	8.3L-504	Leece Neville (J-180 Mtg.) IR/EF, 90 Amp, B+ 5/16	LN	130	12	7612N	7613N
Cummins (FD1460)	8.3L-504	Leece Neville, IR/EF, 160 Amp, trio activated, (235mm rotor OAL)	LN	160	12	7613N	7613N-LC
Ford 6.6L (401) L6 Diesel	1995-92	Ford 3G (Larger Frt. Brg.), str. mount, 95 Amp, 8S pulley	FO	95	12	7785N	
Ford 6.6L (401) L6 Diesel		Ford 3G (Std.) 95 Amp, str. mount, 2V pulley	FO	95	12	7749-3N-2G	
Ford 6.6L (401) L6 Diesel		Ford 3G (Std.) 95 Amp, str. mount, w/o pulley	FO	95	12	7749-3N-0G	
Ford 6.6L (401) L6 Diesel	1995-90	Ford "Blue Back" Alternator 75 Amp, ER/EF	FO	90	12	7712N	
Ford 6.6L (401) L6 Diesel		Ford "Blue Back" Alternator 90 Amp, ER/EF	FO	90	12	7712N	
Ford 6.6L (401) L6 Diesel	1991-82	Ford 40-60 Amp, ER/EF	FO	65	12	7078N	
Ford 6.6L (401) L6 Diesel	1986-82	Ford Oversize Unit - 65 Amp, ER/EF	FO	90	12	7069	
Ford 7.0L (429) V8 Gas	1998-92	Ford 3G (Larger Frt. Brg.), str. mount, 95 Amp, 8S pulley	FO	95	12	7785N	
Ford 7.0L (429) V8 Gas		Ford 3G (Std.) 95 Amp, str. mount, 2V pulley	FO	95	12	7749-3N-2G	
Ford 7.0L (429) V8 Gas		Ford 3G (Std.) 95 Amp, str. mount, w/o pulley	FO	95	12	7749-3N-0G	
Ford 7.0L (429) V8 Gas		Ford 3G, 115 Amp, 2V pulley, str. mount, 3:00 Plug Position	FO	115	12	7778-3N	
Ford 7.0L (429) V8 Gas		Ford 3G, 115 Amp, 2V, str. Mount, 11:00 Plug Position	FO	95	12	7749-11N	
Ford 7.0L (429) V8 Gas		Ford 3G, 115 Amp, w/o pulley, str. mount, 3:00 plug position	FO	115	12	7778-3N-0G	
Ford 7.0L (429) V8 Gas	1998-82	Bosch Repl. Unit, 160 Amp, 3 Mounting Ears	BO	160	12	12490N	12715N
Ford 7.0L (429) V8 Gas		Bosch Repl. Unit, 200 Amp, 3 Mounting Ears	BO	200	12	12715N	
Ford 7.0L (429) V8 Gas		Leece Neville (J-180 Mtg.) IR/EF, 105 Amp, Std. SRE bearing ...	LN	130	12	7612N	7613N
Ford 7.0L (429) V8 Gas		Leece Neville (J-180 Mtg.) IR/EF, 130 Amp	LN	130	12	7612N	7613N
Ford 7.0L (429) V8 Gas		Leece Neville (J-180 Mtg.) IR/EF, 90 Amp, B+ 5/16	LN	130	12	7612N	7613N
Ford 7.0L (429) V8 Gas		Leece Neville LC Series, 160 Amp, stator activated, 239 mm Rotor OAL	LN	160	12	7613N-LC	
Ford 7.0L (429) V8 Gas		Leece Neville, IR/EF, 160 Amp, trio activated, (235mm rotor OAL)	LN	160	12	7613N	7613N-LC

ALTERNATORS

ALTERNATORS AND GENERATORS

ENGINE	YEAR	APPLICATION	Mfg	Amp	Volt	PART NO.	OPT. NO.
Ford (Cont'd)							
B600 (Cont'd)							
Ford 7.0L (429) V8 Gas	1998-82	Motorola (Dual Mtg., 130 Amp)	LN	160	12	8329N	
Ford 7.0L (429) V8 Gas		Motorola (Dual Mtg., I/R, HD) 140 Amp	LN	160	12	8329N	
Ford 7.0L (429) V8 Gas	1991-90	Ford "Blue Back" Alternator 75 Amp, ER/EF	FO	90	12	7712N	
Ford 7.0L (429) V8 Gas		Ford "Blue Back" Alternator 90 Amp, ER/EF	FO	90	12	7712N	
Ford 7.0L (429) V8 Gas	1991-82	Ford 40-60 Amp, ER/EF	FO	65	12	7078N	
Ford 7.0L (429) V8 Gas	1987-82	Ford Oversize Unit - 65 Amp, ER/EF	FO	90	12	7069	
Ford 7.8L (476) L6 Diesel	1995-92	Ford 3G (Larger Frt. Brg.), str. mount, 95 Amp, 8S pulley	FO	95	12	7785N	
Ford 7.8L (476) L6 Diesel		Ford 3G (Std.) 95 Amp, str. mount, 2V pulley	FO	95	12	7749-3N-2G	
Ford 7.8L (476) L6 Diesel		Ford 3G (Std.) 95 Amp, str. mount, w/o pulley	FO	95	12	7749-3N-0G	
Ford 7.8L (476) L6 Diesel	1995-88	Ford "Blue Back" Alternator 75 Amp, ER/EF	FO	90	12	7712N	
Ford 7.8L (476) L6 Diesel		Ford "Blue Back" Alternator 90 Amp, ER/EF	FO	90	12	7712N	
Ford 7.8L (476) L6 Diesel	1991-82	Ford 40-60 Amp, ER/EF	FO	65	12	7078N	
Ford 7.8L (476) L6 Diesel	1987-82	Ford Oversize Unit - 65 Amp, ER/EF	FO	90	12	7069	
L6 6.6L 401cid	1989-88	Ford "Blue Back" Alternator 75 Amp, ER/EF	FO	90	12	7712N	
L6 6.6L 401cid		Ford "Blue Back" Alternator 90 Amp, ER/EF	FO	90	12	7712N	
L6 6.6L 401cid	1989-87	Ford 40-60 Amp, ER/EF	FO	65	12	7078N	
L6 6.6L 401cid	1987	Ford Oversize Unit - 65 Amp, ER/EF	FO	90	12	7069	
L6 6.6L 401cid		Ford Oversize Unit - 90 Amp, ER/EF	FO	90	12	7069	
V8 6.1L 370cid	1991-88	Ford "Blue Back" Alternator 75 Amp, ER/EF	FO	90	12	7712N	
V8 6.1L 370cid		Ford "Blue Back" Alternator 90 Amp, ER/EF	FO	90	12	7712N	
V8 6.1L 370cid	1991-82	Bosch Repl. Unit, 200 Amp, 3 Mounting Ears	BO	200	12	12715N	
V8 6.1L 370cid		Bosch Replacement Unit, 160 Amp, 3 Mounting Ears	BO	160	12	12490N	12715N
V8 6.1L 370cid		Ford 40-60 Amp, ER/EF	FO	65	12	7078N	
V8 6.1L 370cid		Leece Neville (J-180 Mtg.) IR/EF, 105 Amp, Std. SRE bearing ...	LN	130	12	7612N	7613N
V8 6.1L 370cid		Leece Neville (J-180 Mtg.) IR/EF, 130 Amp	LN	130	12	7612N	7613N
V8 6.1L 370cid		Leece Neville (J-180 Mtg.) IR/EF, 90 Amp, B+ 5/16	LN	130	12	7612N	7613N
V8 6.1L 370cid		Leece Neville LC Series, 160 Amp, stator activated, 239 mm Rotor OAL	LN	160	12	7613N-LC	
V8 6.1L 370cid		Leece Neville, IR/EF, 160 Amp, trio activated, (235mm rotor OAL)	LN	160	12	7613N	7613N-LC
V8 6.1L 370cid		Motorola (Dual Mtg., 130 Amp)	LN	160	12	8329N	
V8 6.1L 370cid		Motorola (Dual Mtg., I/R, HD) 140 Amp	LN	160	12	8329N	
V8 6.1L 370cid	1989-82	Ford Oversize Unit - 90 Amp, ER/EF	FO	90	12	7069	
V8 6.1L 370cid	1987-82	Ford Oversize Unit - 65 Amp, ER/EF	FO	90	12	7069	
V8 7.0L 429cid	1989-88	Bosch Repl. Unit, 200 Amp, 3 Mounting Ears	BO	200	12	12715N	
V8 7.0L 429cid		Bosch Replacement Unit, 160 Amp, 3 Mounting Ears	BO	160	12	12490N	12715N
V8 7.0L 429cid		Ford "Blue Back" Alternator 75 Amp, ER/EF	FO	90	12	7712N	
V8 7.0L 429cid		Ford "Blue Back" Alternator 90 Amp, ER/EF	FO	90	12	7712N	
V8 7.0L 429cid		Ford 40-60 Amp, ER/EF	FO	65	12	7078N	
V8 7.0L 429cid		Ford Oversize Unit - 90 Amp, ER/EF	FO	90	12	7069	
V8 7.0L 429cid		Leece Neville (J-180 Mtg.) IR/EF, 105 Amp, Std. SRE bearing ...	LN	130	12	7612N	7613N
V8 7.0L 429cid		Leece Neville (J-180 Mtg.) IR/EF, 130 Amp	LN	130	12	7612N	7613N
V8 7.0L 429cid		Leece Neville (J-180 Mtg.) IR/EF, 90 Amp, B+ 5/16	LN	130	12	7612N	7613N
V8 7.0L 429cid		Leece Neville LC Series, 160 Amp, stator activated, 239 mm Rotor OAL	LN	160	12	7613N-LC	
V8 7.0L 429cid		Leece Neville, IR/EF, 160 Amp, trio activated, (235mm rotor OAL)	LN	160	12	7613N	7613N-LC
V8 7.0L 429cid		Motorola (Dual Mtg., 130 Amp)	LN	160	12	8329N	
V8 7.0L 429cid		Motorola (Dual Mtg., I/R, HD) 140 Amp	LN	160	12	8329N	
V8 8.2L 501cid	1989-82	Bosch Repl. Unit, 200 Amp, 3 Mounting Ears	BO	200	12	12715N	
V8 8.2L 501cid		Bosch Replacement Unit, 160 Amp, 3 Mounting Ears	BO	160	12	12490N	12715N
V8 8.2L 501cid		Ford "Blue Back" Alternator 75 Amp, ER/EF	FO	90	12	7712N	
V8 8.2L 501cid		Ford "Blue Back" Alternator 90 Amp, ER/EF	FO	90	12	7712N	
V8 8.2L 501cid		Ford Oversize Unit - 65 Amp, ER/EF	FO	90	12	7069	
V8 8.2L 501cid		Leece Neville (J-180 Mtg.) IR/EF, 105 Amp, Std. SRE bearing ...	LN	130	12	7612N	7613N
V8 8.2L 501cid		Leece Neville (J-180 Mtg.) IR/EF, 130 Amp	LN	130	12	7612N	7613N
V8 8.2L 501cid		Leece Neville (J-180 Mtg.) IR/EF, 90 Amp, B+ 5/16	LN	130	12	7612N	7613N
V8 8.2L 501cid		Leece Neville LC Series, 160 Amp, stator activated, 239 mm Rotor OAL	LN	160	12	7613N-LC	
V8 8.2L 501cid		Leece Neville, IR/EF, 160 Amp, trio activated, (235mm rotor OAL)	LN	160	12	7613N	7613N-LC
V8 8.2L 501cid		Motorola (Dual Mtg., 130 Amp)	LN	160	12	8329N	
V8 8.2L 501cid	1987-82	Ford Oversize Unit - 90 Amp, ER/EF	FO	90	12	7069	
B700							
Caterpillar 3208	1989-82	Ford "Blue Back" Alternator 75 Amp, ER/EF	FO	90	12	7712N	

ALTERNATORS

ALTERNATORS AND GENERATORS

ENGINE	YEAR	APPLICATION	Mfg	Amp	Volt	PART NO.	OPT. NO.
Ford (Cont'd)							
B700 (Cont'd)							
Caterpillar 3208	1989-82	Ford "Blue Back" Alternator 90 Amp, ER/EF	FO	90	12	7712N	
Caterpillar 3306	1994-90	Ford "Blue Back" Alternator 75 Amp, ER/EF	FO	90	12	7712N	
Caterpillar 3306		Ford "Blue Back" Alternator 90 Amp, ER/EF	FO	90	12	7712N	
Caterpillar 3306		Ford 3G (Larger Frt. Brg.), str. mount, 95 Amp, 8S pulley	FO	95	12	7785N	
Caterpillar 3306		Ford 3G (Std.) 95 Amp, str. mount, 2V pulley	FO	95	12	7749-3N-2G	
Caterpillar 3306		Ford 3G (Std.) 95 Amp, str. mount, w/o pulley	FO	95	12	7749-3N-0G	
Cummins (FD1060)	5.9L-359 1999-97	Delco 21SI 100 Amp, longer SRE rotor bearing	DR	130	12	8027N	7644N
Cummins (FD1060)	5.9L-359	Delco 21SI 115 Amp, 2V pulley, longer SRE bearing	DR	130	12	8027N	7644N
Cummins (FD1060)	5.9L-359	Delco 21SI 130 Amp, longer SRE rotor bearing	DR	130	12	8027N	7644N
Cummins (FD1060)	5.9L-359	Delco 21SI 145 Amp, longer SRE bearing	DR	145-160	12	7644N	8076N
Cummins (FD1060)	5.9L-359	Delco 22SI 130 Amp	DR	130	12	8073N	8076N
Cummins (FD1060)	5.9L-359	Delco 22SI, 145 Amp	DR	145	12	8076N	7644N
Cummins (FD1060)	5.9L-359	Leece Neville (Dual Mtg.) IR/EF, 105 Amp, longer SRE bearing ..	LN	130	12	7612N	7613N
Cummins (FD1060)	5.9L-359	Leece Neville (Dual Mtg.) IR/EF, 145 Amp, longer SRE bearing ..	LN	160	12	7613N	7613N-LC
Cummins (FD1060)	5.9L-359	Leece Neville LC ser. (Dual Mtg.) IR/EF, 130 Amp, self excite	LN	130	12	7612N	7613N
Cummins (FD1060)	5.9L-359	Motorola (Dual Mtg., I/R, HD) 140 Amp	LN	160	12	8329N	
Cummins (FD1060)	5.9L-359	Opt. Serv. Repl., DR 24SI, J180 Mt., 160 Amp	DR	160	12	8718N	
Cummins (FD1060)	5.9L-359 1999-92	Bosch Repl. Unit, 160 Amp, 3 Mounting Ears	BO	160	12	12490N	12715N
Cummins (FD1060)	5.9L-359	Bosch Repl. Unit, 200 Amp, 3 Mounting Ears	BO	200	12	12715N	
Cummins (FD1060)	5.9L-359	Ford 3G (Larger Frt. Brg.), str. mount, 95 Amp, 8S pulley	FO	95	12	7785N	
Cummins (FD1060)	5.9L-359	Ford 3G (Std.) 95 Amp, str. mount, 2V pulley	FO	95	12	7749-3N-2G	
Cummins (FD1060)	5.9L-359	Ford 3G (Std.) 95 Amp, str. mount, w/o pulley	FO	95	12	7749-3N-0G	
Cummins (FD1060)	5.9L-359	Leece Neville LC Series, 160 Amp, stator activated, 239 mm Rotor OAL	LN	160	12	7613N-LC	
Cummins (FD1060)	5.9L-359	Motorola (Dual Mtg., 130 Amp)	LN	160	12	8329N	
Cummins (FD1060)	5.9L-359 1996-92	Delco 21SI 100 Amp, Std. SRE bearing	DR	130	12	8027N	7644N
Cummins (FD1060)	5.9L-359	Delco 21SI 115 Amp, 2V pulley, Std. SRE bearing	DR	130	12	8027N	7644N
Cummins (FD1060)	5.9L-359	Delco 21SI 115 Amp, 8S pulley, Std. SRE bearing	DR	130	12	8027N	7644N
Cummins (FD1060)	5.9L-359	Delco 21SI 130 Amp, longer SRE rotor bearing, w/I Term.	DR	130	12	8027N	7644N
Cummins (FD1060)	5.9L-359	Delco 21SI 65 Amp	DR	130	12	8027N	7644N
Cummins (FD1060)	5.9L-359	Ford "Blue Back" Alternator 75 Amp, ER/EF	FO	90	12	7712N	
Cummins (FD1060)	5.9L-359	Ford "Blue Back" Alternator 90 Amp, ER/EF	FO	90	12	7712N	
Cummins (FD1060)	5.9L-359	Leece Neville (J-180 Mtg.) IR/EF, 105 Amp, Std. SRE bearing ...	LN	130	12	7612N	7613N
Cummins (FD1060)	5.9L-359	Leece Neville (J-180 Mtg.) IR/EF, 130 Amp	LN	130	12	7612N	7613N
Cummins (FD1060)	5.9L-359	Leece Neville (J-180 Mtg.) IR/EF, 90 Amp, B+ 5/16	LN	130	12	7612N	7613N
Cummins (FD1060)	5.9L-359	Leece Neville, IR/EF, 160 Amp, trio activated, (235mm rotor OAL)	LN	160	12	7613N	7613N-LC

ALTERNATORS

ALTERNATORS AND GENERATORS

ENGINE	YEAR	APPLICATION	Mfg	Amp	Volt	PART NO.	OPT. NO.
Ford (Cont'd)							
B700 (Cont'd)							
Cummins (FD1060)	5.9L-359 1995-92	Delco 21SI 145 Amp, Std. SRE bearing	DR	145-160	12	7644N	8076N
Cummins (FD1460)	8.3L-504 1999-97	Delco 21SI 100 Amp, longer SRE rotor bearing	DR	130	12	8027N	7644N
Cummins (FD1460)	8.3L-504	Delco 21SI 115 Amp, 2V pulley, longer SRE bearing	DR	130	12	8027N	7644N
Cummins (FD1460)	8.3L-504	Delco 21SI 130 Amp, longer SRE rotor bearing	DR	130	12	8027N	7644N
Cummins (FD1460)	8.3L-504	Delco 21SI 145 Amp, longer SRE bearing	DR	145-160	12	7644N	8076N
Cummins (FD1460)	8.3L-504	Delco 22SI 130 Amp	DR	130	12	8073N	8076N
Cummins (FD1460)	8.3L-504	Delco 22SI, 145 Amp	DR	145	12	8076N	7644N
Cummins (FD1460)	8.3L-504	Leece Neville (Dual Mtg.) IR/EF, 105 Amp, longer SRE bearing .	LN	130	12	7612N	7613N
Cummins (FD1460)	8.3L-504	Leece Neville (Dual Mtg.) IR/EF, 145 Amp, longer SRE bearing .	LN	160	12	7613N	7613N-LC
Cummins (FD1460)	8.3L-504	Leece Neville LC ser. (Dual Mtg.) IR/EF, 130 Amp, self excite	LN	130	12	7612N	7613N
Cummins (FD1460)	8.3L-504	Motorola (Dual Mtg., I/R, HD) 140 Amp	LN	160	12	8329N	
Cummins (FD1460)	8.3L-504	Opt. Serv. Repl., DR 24SI, J180 Mt., 160 Amp	DR	160	12	8718N	
Cummins (FD1460)	8.3L-504 1999-92	Bosch Repl. Unit, 160 Amp, 3 Mounting Ears	BO	160	12	12490N	12715N
Cummins (FD1460)	8.3L-504	Bosch Repl. Unit, 200 Amp, 3 Mounting Ears	BO	200	12	12715N	
Cummins (FD1460)	8.3L-504	Ford 3G (Larger Frt. Brg.), str. mount, 95 Amp, 8S pulley	FO	95	12	7785N	
Cummins (FD1460)	8.3L-504	Ford 3G (Std.) 95 Amp, str. mount, 2V pulley	FO	95	12	7749-3N-2G	
Cummins (FD1460)	8.3L-504	Ford 3G (Std.) 95 Amp, str. mount, w/o pulley	FO	95	12	7749-3N-0G	
Cummins (FD1460)	8.3L-504	Leece Neville LC Series, 160 Amp, stator activated, 239 mm Rotor OAL	LN	160	12	7613N-LC	
Cummins (FD1460)	8.3L-504 1998-92	Motorola (Dual Mtg., 130 Amp)	LN	160	12	8329N	
Cummins (FD1460)	8.3L-504 1996-92	Delco 21SI 100 Amp, Std. SRE bearing	DR	130	12	8027N	7644N
Cummins (FD1460)	8.3L-504	Delco 21SI 115 Amp, 2V pulley, Std. SRE bearing	DR	130	12	8027N	7644N
Cummins (FD1460)	8.3L-504	Delco 21SI 115 Amp, 8S pulley, Std. SRE bearing	DR	130	12	8027N	7644N
Cummins (FD1460)	8.3L-504	Delco 21SI 130 Amp, longer SRE rotor bearing, w/I Term.	DR	130	12	8027N	7644N
Cummins (FD1460)	8.3L-504	Delco 21SI 145 Amp, Std. SRE bearing	DR	145-160	12	7644N	8076N
Cummins (FD1460)	8.3L-504	Delco 21SI 65 Amp	DR	130	12	8027N	7644N
Cummins (FD1460)	8.3L-504	Ford "Blue Back" Alternator 75 Amp, ER/EF	FO	90	12	7712N	
Cummins (FD1460)	8.3L-504	Ford "Blue Back" Alternator 90 Amp, ER/EF	FO	90	12	7712N	
Cummins (FD1460)	8.3L-504	Leece Neville (J-180 Mtg.) IR/EF, 105 Amp, Std. SRE bearing ...	LN	130	12	7612N	7613N
Cummins (FD1460)	8.3L-504	Leece Neville (J-180 Mtg.) IR/EF, 130 Amp	LN	130	12	7612N	7613N
Cummins (FD1460)	8.3L-504	Leece Neville (J-180 Mtg.) IR/EF, 90 Amp, B+ 5/16	LN	130	12	7612N	7613N
Cummins (FD1460)	8.3L-504	Leece Neville, IR/EF, 160 Amp, trio activated, (235mm rotor OAL)	LN	160	12	7613N	7613N-LC
Ford 6.6L (401) L6 Diesel	1995-92	Ford 3G (Larger Frt. Brg.), str. mount, 95 Amp, 8S pulley	FO	95	12	7785N	
Ford 6.6L (401) L6 Diesel		Ford 3G (Std.) 95 Amp, str. mount, 2V pulley	FO	95	12	7749-3N-2G	

ALTERNATORS AND GENERATORS

ENGINE	YEAR	APPLICATION	Mfg	Amp	Volt	PART NO.	OPT. NO.
Ford (Cont'd)							
B700 (Cont'd)							
Ford 6.6L (401) L6 Diesel	1995-92	Ford 3G (Std.) 95 Amp, str. mount, w/o pulley	FO	95	12	7749-3N-0G	
Ford 6.6L (401) L6 Diesel	1995-90	Ford "Blue Back" Alternator 75 Amp, ER/EF	FO	90	12	7712N	
Ford 6.6L (401) L6 Diesel		Ford "Blue Back" Alternator 90 Amp, ER/EF	FO	90	12	7712N	
Ford 6.6L (401) L6 Diesel	1991-82	Ford 40-60 Amp, ER/EF	FO	65	12	7078N	
Ford 6.6L (401) L6 Diesel	1986-82	Ford Oversize Unit - 65 Amp, ER/EF	FO	90	12	7069	
Ford 7.8L (476) L6 Diesel	1995-92	Ford 3G (Larger Frt. Brg.), str. mount, 95 Amp, 8S pulley	FO	95	12	7785N	
Ford 7.8L (476) L6 Diesel		Ford 3G (Std.) 95 Amp, str. mount, 2V pulley	FO	95	12	7749-3N-2G	
Ford 7.8L (476) L6 Diesel		Ford 3G (Std.) 95 Amp, str. mount, w/o pulley	FO	95	12	7749-3N-0G	
Ford 7.8L (476) L6 Diesel	1995-88	Ford "Blue Back" Alternator 75 Amp, ER/EF	FO	90	12	7712N	
Ford 7.8L (476) L6 Diesel		Ford "Blue Back" Alternator 90 Amp, ER/EF	FO	90	12	7712N	
Ford 7.8L (476) L6 Diesel	1991-82	Ford 40-60 Amp, ER/EF	FO	65	12	7078N	
Ford 7.8L (476) L6 Diesel	1987-82	Ford Oversize Unit - 65 Amp, ER/EF	FO	90	12	7069	
L6 6.6L 401cid	1989-88	Ford "Blue Back" Alternator 90 Amp, ER/EF	FO	90	12	7712N	
L6 6.6L 401cid	1989-87	Ford 40-60 Amp, ER/EF	FO	65	12	7078N	
L6 6.6L 401cid	1989	Ford "Blue Back" Alternator 75 Amp, ER/EF	FO	90	12	7712N	
L6 6.6L 401cid	1987	Ford Oversize Unit - 65 Amp, ER/EF	FO	90	12	7069	
L6 6.6L 401cid		Ford Oversize Unit - 90 Amp, ER/EF	FO	90	12	7069	
V8 6.1L 370cid	1991-88	Ford "Blue Back" Alternator 75 Amp, ER/EF	FO	90	12	7712N	
V8 6.1L 370cid		Ford "Blue Back" Alternator 90 Amp, ER/EF	FO	90	12	7712N	
V8 6.1L 370cid	1991-82	Bosch Repl. Unit, 200 Amp, 3 Mounting Ears	BO	200	12	12715N	
V8 6.1L 370cid		Bosch Replacement Unit, 160 Amp, 3 Mounting Ears	BO	160	12	12490N	12715N
V8 6.1L 370cid		Ford 40-60 Amp, ER/EF	FO	65	12	7078N	
V8 6.1L 370cid		Leece Neville (J-180 Mtg.) IR/EF, 105 Amp, Std. SRE bearing ...	LN	130	12	7612N	7613N
V8 6.1L 370cid		Leece Neville (J-180 Mtg.) IR/EF, 130 Amp	LN	130	12	7612N	7613N
V8 6.1L 370cid		Leece Neville (J-180 Mtg.) IR/EF, 90 Amp, B+ 5/16	LN	130	12	7612N	7613N
V8 6.1L 370cid		Leece Neville LC Series, 160 Amp, stator activated, 239 mm Rotor OAL	LN	160	12	7613N-LC	
V8 6.1L 370cid		Leece Neville, IR/EF, 160 Amp, trio activated, (235mm rotor OAL)	LN	160	12	7613N	7613N-LC
V8 6.1L 370cid		Motorola (Dual Mtg., 130 Amp)	LN	160	12	8329N	
V8 6.1L 370cid		Motorola (Dual Mtg., I/R, HD) 140 Amp	LN	160	12	8329N	
V8 6.1L 370cid	1989-82	Ford Oversize Unit - 90 Amp, ER/EF	FO	90	12	7069	
V8 6.1L 370cid	1987-82	Ford Oversize Unit - 65 Amp, ER/EF	FO	90	12	7069	
V8 7.0L 429cid	1998-92	Ford 3G (Larger Frt. Brg.), str. mount, 95 Amp, 8S pulley	FO	95	12	7785N	
V8 7.0L 429cid		Ford 3G (Std.) 95 Amp, str. mount, 2V pulley	FO	95	12	7749-3N-2G	
V8 7.0L 429cid		Ford 3G (Std.) 95 Amp, str. mount, w/o pulley	FO	95	12	7749-3N-0G	
V8 7.0L 429cid		Ford 3G, 115 Amp, 2V pulley, str.mount, 3:00 Plug Position	FO	115	12	7778-3N	
V8 7.0L 429cid		Ford 3G, 115 Amp, 2V, str. Mount, 11:00 Plug Position	FO	95	12	7749-11N	
V8 7.0L 429cid		Ford 3G, 115 Amp, w/o pulley, str. mount, 3:00 plug position	FO	115	12	7778-3N-0G	
V8 7.0L 429cid	1998-82	Bosch Repl. Unit, 200 Amp, 3 Mounting Ears	BO	200	12	12715N	
V8 7.0L 429cid		Bosch Replacement Unit, 160 Amp, 3 Mounting Ears	BO	160	12	12490N	12715N
V8 7.0L 429cid		Leece Neville (J-180 Mtg.) IR/EF, 105 Amp, Std. SRE bearing ...	LN	130	12	7612N	7613N
V8 7.0L 429cid		Leece Neville (J-180 Mtg.) IR/EF, 130 Amp	LN	130	12	7612N	7613N
V8 7.0L 429cid		Leece Neville (J-180 Mtg.) IR/EF, 90 Amp, B+ 5/16	LN	130	12	7612N	7613N
V8 7.0L 429cid		Leece Neville LC Series, 160 Amp, stator activated, 239 mm Rotor OAL	LN	160	12	7613N-LC	
V8 7.0L 429cid		Leece Neville, IR/EF, 160 Amp, trio activated, (235mm rotor OAL)	LN	160	12	7613N	7613N-LC
V8 7.0L 429cid		Motorola (Dual Mtg., 130 Amp)	LN	160	12	8329N	
V8 7.0L 429cid		Motorola (Dual Mtg., I/R, HD) 140 Amp	LN	160	12	8329N	
V8 7.0L 429cid	1991-89	Ford "Blue Back" Alternator 90 Amp, ER/EF	FO	90	12	7712N	
V8 7.0L 429cid	1991-85	Ford "Blue Back" Alternator 75 Amp, ER/EF	FO	90	12	7712N	
V8 7.0L 429cid	1991-82	Ford 40-60 Amp, ER/EF	FO	65	12	7078N	
V8 7.0L 429cid	1989-88	Ford Oversize Unit - 90 Amp, ER/EF	FO	90	12	7069	
V8 7.0L 429cid	1987-82	Ford Oversize Unit - 65 Amp, ER/EF	FO	90	12	7069	
V8 8.2L 501cid	1989-82	Bosch Repl. Unit, 200 Amp, 3 Mounting Ears	BO	200	12	12715N	
V8 8.2L 501cid		Bosch Replacement Unit, 160 Amp, 3 Mounting Ears	BO	160	12	12490N	12715N
V8 8.2L 501cid		Ford "Blue Back" Alternator 75 Amp, ER/EF	FO	90	12	7712N	
V8 8.2L 501cid		Ford "Blue Back" Alternator 90 Amp, ER/EF	FO	90	12	7712N	
V8 8.2L 501cid		Ford Oversize Unit - 65 Amp, ER/EF	FO	90	12	7069	
V8 8.2L 501cid		Leece Neville (J-180 Mtg.) IR/EF, 105 Amp, Std. SRE bearing ...	LN	130	12	7612N	7613N
V8 8.2L 501cid		Leece Neville (J-180 Mtg.) IR/EF, 130 Amp	LN	130	12	7612N	7613N
V8 8.2L 501cid		Leece Neville (J-180 Mtg.) IR/EF, 90 Amp, B+ 5/16	LN	130	12	7612N	7613N
V8 8.2L 501cid		Leece Neville LC Series, 160 Amp, stator activated, 239 mm Rotor OAL	LN	160	12	7613N-LC	

ALTERNATORS

ALTERNATORS AND GENERATORS

ENGINE	YEAR	APPLICATION	Mfg	Amp	Volt	PART NO.	OPT. NO.
Ford (Cont'd)							
B700 (Cont'd)							
V8 8.2L 501cid	1989-82	Leece Neville, IR/EF, 160 Amp, trio activated, (235mm rotor OAL)	LN	160	12	7613N	7613N-LC
V8 8.2L 501cid		Motorola (Dual Mtg., 130 Amp)	LN	160	12	8329N	
V8 8.2L 501cid	1987-82	Ford Oversize Unit - 90 Amp, ER/EF	FO	90	12	7069	
B800							
Caterpillar 3208	1989-82	Ford "Blue Back" Alternator 75 Amp, ER/EF	FO	90	12	7712N	
Caterpillar 3208		Ford "Blue Back" Alternator 90 Amp, ER/EF	FO	90	12	7712N	
Caterpillar 3306	1994-90	Ford "Blue Back" Alternator 75 Amp, ER/EF	FO	90	12	7712N	
Caterpillar 3306		Ford "Blue Back" Alternator 90 Amp, ER/EF	FO	90	12	7712N	
Caterpillar 3306		Ford 3G (Larger Frt. Brg.), str. mount, 95 Amp, 8S pulley	FO	95	12	7785N	
Caterpillar 3306		Ford 3G (Std.) 95 Amp, str. mount, 2V pulley	FO	95	12	7749-3N-2G	
Caterpillar 3306		Ford 3G (Std.) 95 Amp, str. mount, w/o pulley	FO	95	12	7749-3N-0G	
Cummins (FD1060)	5.9L-359						
Cummins (FD1060)	1999-97	Delco 21SI 100 Amp, longer SRE rotor bearing	DR	130	12	8027N	7644N
Cummins (FD1060)	5.9L-359	Delco 21SI 115 Amp, 2V pulley, longer SRE bearing	DR	130	12	8027N	7644N
Cummins (FD1060)	5.9L-359	Delco 21SI 130 Amp, longer SRE rotor bearing	DR	130	12	8027N	7644N
Cummins (FD1060)	5.9L-359	Delco 21SI 145 Amp, longer SRE bearing	DR	145-160	12	7644N	8076N
Cummins (FD1060)	5.9L-359	Delco 22SI 130 Amp	DR	130	12	8073N	8076N
Cummins (FD1060)	5.9L-359	Delco 22SI, 145 Amp	DR	145	12	8076N	7644N
Cummins (FD1060)	5.9L-359	Leece Neville (Dual Mtg.) IR/EF, 105 Amp, longer SRE bearing .	LN	130	12	7612N	7613N
Cummins (FD1060)	5.9L-359	Leece Neville (Dual Mtg.) IR/EF, 145 Amp, longer SRE bearing .	LN	160	12	7613N	7613N-LC
Cummins (FD1060)	5.9L-359	Leece Neville LC ser. (Dual Mtg.) IR/EF, 130 Amp, self excite	LN	130	12	7612N	7613N
Cummins (FD1060)	5.9L-359	Motorola (Dual Mtg., I/R, HD) 140 Amp	LN	160	12	8329N	
Cummins (FD1060)	5.9L-359	Opt. Serv. Repl., DR 24SI, J180 Mt., 160 Amp	DR	160	12	8718N	
Cummins (FD1060)	1999-92	Bosch Repl. Unit, 160 Amp, 3 Mounting Ears	BO	160	12	12490N	12715N
Cummins (FD1060)	5.9L-359	Bosch Repl. Unit, 200 Amp, 3 Mounting Ears	BO	200	12	12715N	
Cummins (FD1060)	5.9L-359	Ford 3G (Larger Frt. Brg.), str. mount, 95 Amp, 8S pulley	FO	95	12	7785N	
Cummins (FD1060)	5.9L-359	Ford 3G (Std.) 95 Amp, str. mount, 2V pulley	FO	95	12	7749-3N-2G	
Cummins (FD1060)	5.9L-359	Ford 3G (Std.) 95 Amp, str. mount, w/o pulley	FO	95	12	7749-3N-0G	
Cummins (FD1060)	5.9L-359	Leece Neville LC Series, 160 Amp, stator activated, 239 mm Rotor OAL	LN	160	12	7613N-LC	
Cummins (FD1060)	5.9L-359	Motorola (Dual Mtg., 130 Amp)	LN	160	12	8329N	
Cummins (FD1060)	1996-92	Delco 21SI 100 Amp, Std. SRE bearing	DR	130	12	8027N	7644N
Cummins (FD1060)	5.9L-359	Delco 21SI 115 Amp, 2V pulley, Std. SRE bearing	DR	130	12	8027N	7644N
Cummins (FD1060)	5.9L-359	Delco 21SI 115 Amp, 8S pulley, Std. SRE bearing	DR	130	12	8027N	7644N
Cummins (FD1060)	5.9L-359	Delco 21SI 130 Amp, longer SRE rotor bearing, w/I Term.	DR	130	12	8027N	7644N
Cummins (FD1060)	5.9L-359	Delco 21SI 65 Amp	DR	130	12	8027N	7644N
Cummins (FD1060)	5.9L-359	Ford "Blue Back" Alternator 75 Amp, ER/EF	FO	90	12	7712N	
Cummins (FD1060)	5.9L-359	Ford "Blue Back" Alternator 90 Amp, ER/EF	FO	90	12	7712N	
Cummins (FD1060)	5.9L-359	Leece Neville (J-180 Mtg.) IR/EF, 105 Amp, Std. SRE bearing ...	LN	130	12	7612N	7613N

ALTERNATORS AND GENERATORS

ENGINE	YEAR	APPLICATION	Mfg	Amp	Volt	PART NO.	OPT. NO.
Ford (Cont'd)							
B800 (Cont'd)							
Cummins (FD1060)	5.9L-359	Leece Neville (J-180 Mtg.) IR/EF, 130 Amp	LN	130	12	7612N	7613N
Cummins (FD1060)	5.9L-359	Leece Neville (J-180 Mtg.) IR/EF, 90 Amp, B+ 5/16	LN	130	12	7612N	7613N
Cummins (FD1060)	5.9L-359	Leece Neville, IR/EF, 160 Amp, trio activated, (235mm rotor OAL)	LN	160	12	7613N	7613N-LC
Cummins (FD1060)	5.9L-359	1995-92 Delco 21SI 145 Amp, Std. SRE bearing	DR	145-160	12	7644N	8076N
Cummins (FD1460)	8.3L-504	1999-97 Delco 21SI 100 Amp, longer SRE rotor bearing	DR	130	12	8027N	7644N
Cummins (FD1460)	8.3L-504	Delco 21SI 115 Amp, 2V pulley, longer SRE bearing	DR	130	12	8027N	7644N
Cummins (FD1460)	8.3L-504	Delco 21SI 130 Amp, longer SRE rotor bearing	DR	130	12	8027N	7644N
Cummins (FD1460)	8.3L-504	Delco 21SI 145 Amp, longer SRE bearing	DR	145-160	12	7644N	8076N
Cummins (FD1460)	8.3L-504	Delco 22SI 130 Amp	DR	130	12	8073N	8076N
Cummins (FD1460)	8.3L-504	Delco 22SI, 145 Amp	DR	145	12	8076N	7644N
Cummins (FD1460)	8.3L-504	Leece Neville (Dual Mtg.) IR/EF, 105 Amp, longer SRE bearing ..	LN	130	12	7612N	7613N
Cummins (FD1460)	8.3L-504	Leece Neville (Dual Mtg.) IR/EF, 145 Amp, longer SRE bearing ..	LN	160	12	7613N	7613N-LC
Cummins (FD1460)	8.3L-504	Leece Neville LC ser. (Dual Mtg.) IR/EF, 130 Amp, self excite	LN	130	12	7612N	7613N
Cummins (FD1460)	8.3L-504	Motorola (Dual Mtg., I/R, HD) 140 Amp	LN	160	12	8329N	
Cummins (FD1460)	8.3L-504	Opt. Serv. Repl., DR 24SI, J180 Mt., 160 Amp	DR	160	12	8718N	
Cummins (FD1460)	8.3L-504	1999-92 Bosch Repl. Unit, 160 Amp, 3 Mounting Ears	BO	160	12	12490N	12715N
Cummins (FD1460)	8.3L-504	Bosch Repl. Unit, 200 Amp, 3 Mounting Ears	BO	200	12	12715N	
Cummins (FD1460)	8.3L-504	Ford 3G (Larger Frt. Brg.), str. mount, 95 Amp, 8S pulley	FO	95	12	7785N	
Cummins (FD1460)	8.3L-504	Ford 3G (Std.) 95 Amp, str. mount, 2V pulley	FO	95	12	7749-3N-2G	
Cummins (FD1460)	8.3L-504	Ford 3G (Std.) 95 Amp, str. mount, w/o pulley	FO	95	12	7749-3N-0G	
Cummins (FD1460)	8.3L-504	Leece Neville LC Series, 160 Amp, stator activated, 239 mm Rotor OAL	LN	160	12	7613N-LC	
Cummins (FD1460)	8.3L-504	1998-92 Motorola (Dual Mtg., 130 Amp)	LN	160	12	8329N	
Cummins (FD1460)	8.3L-504	1996-92 Delco 21SI 100 Amp, Std. SRE bearing	DR	130	12	8027N	7644N
Cummins (FD1460)	8.3L-504	Delco 21SI 115 Amp, 2V pulley, Std. SRE bearing	DR	130	12	8027N	7644N
Cummins (FD1460)	8.3L-504	Delco 21SI 115 Amp, 8S pulley, Std. SRE bearing	DR	130	12	8027N	7644N
Cummins (FD1460)	8.3L-504	Delco 21SI 130 Amp, longer SRE rotor bearing, w/I Term.	DR	130	12	8027N	7644N
Cummins (FD1460)	8.3L-504	Delco 21SI 145 Amp, Std. SRE bearing	DR	145-160	12	7644N	8076N
Cummins (FD1460)	8.3L-504	Delco 21SI 65 Amp	DR	130	12	8027N	7644N
Cummins (FD1460)	8.3L-504	Ford "Blue Back" Alternator 75 Amp, ER/EF	FO	90	12	7712N	
Cummins (FD1460)	8.3L-504	Ford "Blue Back" Alternator 90 Amp, ER/EF	FO	90	12	7712N	
Cummins (FD1460)	8.3L-504	Leece Neville (J-180 Mtg.) IR/EF, 105 Amp, Std. SRE bearing ...	LN	130	12	7612N	7613N
Cummins (FD1460)	8.3L-504	Leece Neville (J-180 Mtg.) IR/EF, 130 Amp	LN	130	12	7612N	7613N

ALTERNATORS

ALTERNATORS AND GENERATORS

ENGINE	YEAR	APPLICATION	Mfg	Amp	Volt	PART NO.	OPT. NO.
Ford (Cont'd)							
B800 (Cont'd)							
Cummins (FD1460)	8.3L-504	Leece Neville (J-180 Mtg.) IR/EF, 90 Amp, B+ 5/16	LN	130	12	7612N	7613N
Cummins (FD1460)	8.3L-504	Leece Neville, IR/EF, 160 Amp, trio activated, (235mm rotor OAL)	LN	160	12	7613N	7613N-LC
DD 8.2L (501)	1989-82	Bosch Repl. Unit, 160 Amp, 3 Mounting Ears	BO	160	12	12490N	12715N
DD 8.2L (501)		Bosch Repl. Unit, 200 Amp, 3 Mounting Ears	BO	200	12	12715N	
DD 8.2L (501)		Ford "Blue Back" Alternator 75 Amp, ER/EF	FO	90	12	7712N	
DD 8.2L (501)		Ford "Blue Back" Alternator 90 Amp, ER/EF	FO	90	12	7712N	
DD 8.2L (501)		Ford Oversize Unit - 65 Amp, ER/EF	FO	90	12	7069	
DD 8.2L (501)		Leece Neville (J-180 Mtg.) IR/EF, 105 Amp, Std. SRE bearing ...	LN	130	12	7612N	7613N
DD 8.2L (501)		Leece Neville (J-180 Mtg.) IR/EF, 130 Amp	LN	130	12	7612N	7613N
DD 8.2L (501)		Leece Neville (J-180 Mtg.) IR/EF, 90 Amp, B+ 5/16	LN	130	12	7612N	7613N
DD 8.2L (501)		Leece Neville LC Series, 160 Amp, stator activated, 239 mm Rotor OAL	LN	160	12	7613N-LC	
DD 8.2L (501)		Leece Neville, IR/EF, 160 Amp, trio activated, (235mm rotor OAL)	LN	160	12	7613N	7613N-LC
DD 8.2L (501)		Motorola (Dual Mtg., 130 Amp)	LN	160	12	8329N	
Ford 6.0L (370) V8 Gas	1991-88	Ford "Blue Back" Alternator 75 Amp, ER/EF	FO	90	12	7712N	
Ford 6.0L (370) V8 Gas		Ford "Blue Back" Alternator 90 Amp, ER/EF	FO	90	12	7712N	
Ford 6.0L (370) V8 Gas	1991-82	Bosch Repl. Unit, 160 Amp, 3 Mounting Ears	BO	160	12	12490N	12715N
Ford 6.0L (370) V8 Gas		Bosch Repl. Unit, 200 Amp, 3 Mounting Ears	BO	200	12	12715N	
Ford 6.0L (370) V8 Gas		Ford 40-60 Amp, ER/EF	FO	65	12	7078N	
Ford 6.0L (370) V8 Gas		Leece Neville (J-180 Mtg.) IR/EF, 105 Amp, Std. SRE bearing ...	LN	130	12	7612N	7613N
Ford 6.0L (370) V8 Gas		Leece Neville (J-180 Mtg.) IR/EF, 130 Amp	LN	130	12	7612N	7613N
Ford 6.0L (370) V8 Gas		Leece Neville (J-180 Mtg.) IR/EF, 90 Amp, B+ 5/16	LN	130	12	7612N	7613N
Ford 6.0L (370) V8 Gas		Leece Neville LC Series, 160 Amp, stator activated, 239 mm Rotor OAL	LN	160	12	7613N-LC	
Ford 6.0L (370) V8 Gas		Leece Neville, IR/EF, 160 Amp, trio activated, (235mm rotor OAL)	LN	160	12	7613N	7613N-LC
Ford 6.0L (370) V8 Gas		Motorola (Dual Mtg., 130 Amp)	LN	160	12	8329N	
Ford 6.0L (370) V8 Gas		Motorola (Dual Mtg., I/R, HD) 140 Amp	LN	160	12	8329N	
Ford 6.0L (370) V8 Gas	1987-82	Ford Oversize Unit - 65 Amp, ER/EF	FO	90	12	7069	
Ford 6.6L (401) L6 Diesel	1995-92	Ford 3G (Larger Frt. Brg.), str. mount, 95 Amp, 8S pulley	FO	95	12	7785N	
Ford 6.6L (401) L6 Diesel		Ford 3G (Std.) 95 Amp, str. mount, 2V pulley	FO	95	12	7749-3N-2G	
Ford 6.6L (401) L6 Diesel		Ford 3G (Std.) 95 Amp, str. mount, w/o pulley	FO	95	12	7749-3N-0G	
Ford 6.6L (401) L6 Diesel	1995-88	Ford "Blue Back" Alternator 75 Amp, ER/EF	FO	90	12	7712N	
Ford 6.6L (401) L6 Diesel		Ford "Blue Back" Alternator 90 Amp, ER/EF	FO	90	12	7712N	
Ford 6.6L (401) L6 Diesel	1991-82	Ford 40-60 Amp, ER/EF	FO	65	12	7078N	
Ford 6.6L (401) L6 Diesel	1987-82	Ford Oversize Unit - 65 Amp, ER/EF	FO	90	12	7069	
Ford 7.0L (429) V8 Gas	1998-92	Ford 3G (Larger Frt. Brg.), str. mount, 95 Amp, 8S pulley	FO	95	12	7785N	
Ford 7.0L (429) V8 Gas		Ford 3G (Std.) 95 Amp, str. mount, 2V pulley	FO	95	12	7749-3N-2G	
Ford 7.0L (429) V8 Gas		Ford 3G (Std.) 95 Amp, str. mount, w/o pulley	FO	95	12	7749-3N-0G	
Ford 7.0L (429) V8 Gas		Ford 3G, 115 Amp, 2V pulley, str.mount, 3:00 Plug Position	FO	115	12	7778-3N	
Ford 7.0L (429) V8 Gas		Ford 3G, 115 Amp, 2V, str. Mount, 11:00 Plug Position	FO	95	12	7749-11N	
Ford 7.0L (429) V8 Gas		Ford 3G, 115 Amp, w/o pulley, str. mount, 3:00 plug position	FO	115	12	7778-3N-0G	
Ford 7.0L (429) V8 Gas	1998-82	Bosch Repl. Unit, 160 Amp, 3 Mounting Ears	BO	160	12	12490N	12715N
Ford 7.0L (429) V8 Gas		Bosch Repl. Unit, 200 Amp, 3 Mounting Ears	BO	200	12	12715N	
Ford 7.0L (429) V8 Gas		Leece Neville (J-180 Mtg.) IR/EF, 105 Amp, Std. SRE bearing ...	LN	130	12	7612N	7613N
Ford 7.0L (429) V8 Gas		Leece Neville (J-180 Mtg.) IR/EF, 130 Amp	LN	130	12	7612N	7613N
Ford 7.0L (429) V8 Gas		Leece Neville (J-180 Mtg.) IR/EF, 90 Amp, B+ 5/16	LN	130	12	7612N	7613N
Ford 7.0L (429) V8 Gas		Leece Neville LC Series, 160 Amp, stator activated, 239 mm Rotor OAL	LN	160	12	7613N-LC	
Ford 7.0L (429) V8 Gas		Leece Neville, IR/EF, 160 Amp, trio activated, (235mm rotor OAL)	LN	160	12	7613N	7613N-LC
Ford 7.0L (429) V8 Gas		Motorola (Dual Mtg., 130 Amp)	LN	160	12	8329N	
Ford 7.0L (429) V8 Gas		Motorola (Dual Mtg., I/R, HD) 140 Amp	LN	160	12	8329N	
Ford 7.0L (429) V8 Gas	1991-88	Ford "Blue Back" Alternator 75 Amp, ER/EF	FO	90	12	7712N	
Ford 7.0L (429) V8 Gas		Ford "Blue Back" Alternator 90 Amp, ER/EF	FO	90	12	7712N	
Ford 7.0L (429) V8 Gas	1991-82	Ford 40-60 Amp, ER/EF	FO	65	12	7078N	
Ford 7.0L (429) V8 Gas	1987-82	Ford Oversize Unit - 65 Amp, ER/EF	FO	90	12	7069	
Ford 7.8L (476) L6 Diesel	1995-92	Ford 3G (Larger Frt. Brg.), str. mount, 95 Amp, 8S pulley	FO	95	12	7785N	
Ford 7.8L (476) L6 Diesel		Ford 3G (Std.) 95 Amp, str. mount, 2V pulley	FO	95	12	7749-3N-2G	
Ford 7.8L (476) L6 Diesel		Ford 3G (Std.) 95 Amp, str. mount, w/o pulley	FO	95	12	7749-3N-0G	
Ford 7.8L (476) L6 Diesel	1995-88	Ford "Blue Back" Alternator 75 Amp, ER/EF	FO	90	12	7712N	
Ford 7.8L (476) L6 Diesel		Ford "Blue Back" Alternator 90 Amp, ER/EF	FO	90	12	7712N	

ALTERNATORS AND GENERATORS

ENGINE	YEAR	APPLICATION	Mfg	Amp	Volt	PART NO.	OPT. NO.
Ford (Cont'd)							
B800 (Cont'd)							
Ford 7.8L (476) L6 Diesel	1991-82	Ford 40-60 Amp, ER/EF	FO	65	12	7078N	
Ford 7.8L (476) L6 Diesel	1987-82	Ford Oversize Unit - 65 Amp, ER/EF	FO	90	12	7069	
E-200 Econoline							
L6 2.8L 170cid	1971-68	Opt HD	FO	90	12	7069	
L6 2.8L 170cid		Opt. 55 Amp	FO	65	12	7058N	7078N
L6 2.8L 170cid		Std. 40 Amp	FO	65	12	7058N	7078N
L6 3.9L 240cid	1974-72	Opt. 60 Amp, 1-Groove Pulley	FO	65	12	7078N	
L6 3.9L 240cid		Opt. 60 Amp, 2-Groove Pulley	FO	65	12	7078N	
L6 3.9L 240cid		Std. 40 Amp, 1-Groove Pulley	FO	65	12	7078N	
L6 3.9L 240cid		Std. 40 Amp, 2-Groove Pulley	FO	65	12	7078N	
L6 3.9L 240cid	1971-68	Opt. 55 Amp	FO	65	12	7058N	7078N
L6 3.9L 240cid		Std. 40 Amp	FO	65	12	7058N	7078N
L6 4.9L 300cid	1974-72	Opt. 60 Amp, 1-Groove Pulley	FO	65	12	7078N	
L6 4.9L 300cid		Opt. 60 Amp, 2-Groove Pulley	FO	65	12	7078N	
L6 4.9L 300cid		Std. 40 Amp, 1-Groove Pulley	FO	65	12	7078N	
L6 4.9L 300cid		Std. 40 Amp, 2-Groove Pulley	FO	65	12	7078N	
L6 4.9L 4917cc 300cid		Opt. 60 Amp, 1-Groove Pulley	FO	65	12	7078N	
L6 4.9L 4917cc 300cid		Opt. 60 Amp, 2-Groove Pulley	FO	65	12	7078N	
L6 4.9L 4917cc 300cid		Std. 40 Amp, 1-Groove Pulley	FO	65	12	7078N	
L6 4.9L 4917cc 300cid		Std. 40 Amp, 2-Groove Pulley	FO	65	12	7078N	
V8 5.0L 302cid		Opt HD	FO	90	12	7069	
V8 5.0L 302cid		Opt. 60 Amp, 1-Groove Pulley	FO	65	12	7078N	
V8 5.0L 302cid		Opt. 60 Amp, 2-Groove Pulley	FO	65	12	7078N	
V8 5.0L 302cid		Std. 40 Amp, 1-Groove Pulley	FO	65	12	7078N	
V8 5.0L 302cid		Std. 40 Amp, 2-Groove Pulley	FO	65	12	7078N	
V8 5.0L 302cid	1971-68	Opt. 55 Amp, 1-Groove Pulley	FO	65	12	7058N	7078N
V8 5.0L 302cid		Opt. 55 Amp, 2-Groove Pulley	FO	65	12	7058N	7078N
V8 5.0L 302cid		Std. 40 Amp, 1-Groove Pulley	FO	65	12	7058N	7078N
V8 5.0L 4949cc 302cid	1974-73	Opt HD	FO	90	12	7069	
V8 5.0L 4949cc 302cid		Opt. 60 Amp, 1-Groove Pulley	FO	65	12	7078N	
V8 5.0L 4949cc 302cid		Opt. 60 Amp, 2-Groove Pulley	FO	65	12	7078N	
V8 5.0L 4949cc 302cid		Std. 40 Amp, 1-Groove Pulley	FO	65	12	7078N	
V8 5.0L 4949cc 302cid		Std. 40 Amp, 2-Groove Pulley	FO	65	12	7078N	
V8 5.0L 4949cc 302cid	1970	Opt. 55 Amp, 1-Groove Pulley	FO	65	12	7058N	7078N
V8 5.0L 4949cc 302cid		Opt. 55 Amp, 2-Groove Pulley	FO	65	12	7058N	7078N
V8 5.0L 4949cc 302cid		Std. 40 Amp, 1-Groove Pulley	FO	65	12	7058N	7078N
V8 5.0L 4950cc 302cid	1974-72	Opt HD	FO	90	12	7069	
V8 5.0L 4950cc 302cid		Opt. 60 Amp, 1-Groove Pulley	FO	65	12	7078N	
V8 5.0L 4950cc 302cid		Opt. 60 Amp, 2-Groove Pulley	FO	65	12	7078N	
V8 5.0L 4950cc 302cid		Std. 40 Amp, 1-Groove Pulley	FO	65	12	7078N	
V8 5.0L 4950cc 302cid		Std. 40 Amp, 2-Groove Pulley	FO	65	12	7078N	
V8 5.0L 4950cc 302cid	1971-68	Opt. 55 Amp, 1-Groove Pulley	FO	65	12	7058N	7078N
V8 5.0L 4950cc 302cid		Opt. 55 Amp, 2-Groove Pulley	FO	65	12	7058N	7078N
V8 5.0L 4950cc 302cid		Std. 40 Amp, 1-Groove Pulley	FO	65	12	7058N	7078N
E-250							
V6 4.2L 256cid	2003	Opt. 130 Amp (Originally Equipped)	FO	130	12	7768N-6G1	
V6 4.2L 256cid		Opt. 130 Amp (Originally Equipped) w/o pulley	FO	130	12	7768N-0G	
V6 4.2L 256cid		Standard Unit, 95 Amp, 57mm Pulley OD	FO	95	12	7750N-6G1	
V6 4.2L 256cid		w/o pulley	FO	95	12	7750N-0G	
V8 4.6L 281cid	2014-11	VIN W, 120 Amp	MI	120	12	11274R	
V8 4.6L 281cid	2010-09	Mitsubishi Unit, 120 Amp	MI	120	12	11274R	
V8 4.6L 281cid	2008-07	w/D Shaped Alt Plug, 130 Amp	FO	130	12	7764N-6G	
V8 4.6L 281cid	2008-05	w/Oval Alt Plug, 135 Amp	FO	135	12	8473N	
V8 4.6L 281cid	2008-04	w/o pulley	FO	130	12	7764N-0G	
V8 4.6L 281cid	2006-04	w/D Shaped Alt Plug, w/Battery Post Extention, 95 Amp	FO	95	12	7790N	
V8 4.6L 281cid		w/D Shaped Alt Plug, w/o Battery Post Extention, 130 Amp	FO	130	12	7764N-6G	
V8 4.6L 281cid	2004-03	Opt. 130 Amp, 6 Groove Pulley	FO	130	12	7776N	
V8 4.6L 281cid	2009	NDenso Unit, 150 Amp	ND	155	12	11432R	
V8 4.6L 281cid	2004	w/Oval Alt Plug, 135 Amp	FO	135	12	8473N	
V8 4.6L 281cid	2003	Std. 95 Amp	FO	95	12	7790N	
V8 5.4L 330cid	2014-11	VIN L, 120 Amp	MI	120	12	11274R	
V8 5.4L 330cid	2012-11	VIN L, 155 Amp	ND	155	12	11432R	
V8 5.4L 330cid	2008-07	w/D Shaped Alt Plug, 130 Amp	FO	130	12	7764N-6G	
V8 5.4L 330cid	2008-05	w/Oval Alt Plug, 135 Amp	FO	135	12	8473N	
V8 5.4L 330cid	2008-04	w/o pulley	FO	130	12	7764N-0G	

ALTERNATORS

ALTERNATORS AND GENERATORS

ENGINE	YEAR	APPLICATION	Mfg	Amp	Volt	PART NO.	OPT. NO.
Ford (Cont'd)							
E-250 (Cont'd)							
V8 5.4L 330cid	2006-04	w/D Shaped Alt Plug, w/Battery Post Extention, 95 Amp	FO	95	12	7790N	
V8 5.4L 330cid		w/D Shaped Alt Plug, w/o Battery Post Extention, 130 Amp	FO	130	12	7764N-6G	
V8 5.4L 330cid	2010	Mitsubishi Unit	MI	120	12	11274R	
V8 5.4L 330cid		NDenso Unit, OE # 104210-5860	ND	155	12	11432R	
V8 5.4L 330cid	2009	Mitsubishi Unit, 120 Amp	MI	120	12	11274R	
V8 5.4L 330cid		NDenso Unit, Std. OE # 104210-5860, 150 Amp	ND	155	12	11432R	
V8 5.4L 330cid	2004	w/Oval Alt Plug, 135 Amp	FO	135	12	8473N	
V8 5.4L 330cid	2003	Opt. 130 Amp, 6 Groove Pulley	FO	130	12	7776N	
V8 5.4L 330cid		Std. 95 Amp	FO	95	12	7790N	
E-250 Econoline							
L6 4.9L 300cid	1996-92	Opt. 130 Amp	FO	130	12	7756-3N-6G1	
L6 4.9L 300cid		Std. 95 Amp	FO	95	12	7755-3N	
L6 4.9L 300cid		w/o pulley	FO	130	12	7756-3N-0G	
L6 4.9L 300cid	1991-90	w/12:00 Alt Plug, 70 Amp	FO	100	12	7705-12N	
L6 4.9L 300cid		w/3:00 Alt Plug, 100 Amp	FO	100	12	7705-3N	
L6 4.9L 300cid	1989-87	w/External Reg, w/12:00 Alt Plug, 100 Amp	FO	100	12	7705-12N	
L6 4.9L 300cid		w/External Reg, w/3:00 Alt Plug, Opt. 100 Amp	FO	100	12	7705-3N	
L6 4.9L 300cid		w/External Reg, w/3:00 Alt Plug, Std. 70 Amp	FO	100	12	7705-3N	
L6 4.9L 300cid		w/External Reg, w/o Alt Plug, 40 Amp	FO	65	12	7078N	
L6 4.9L 300cid		w/External Reg, w/o Alt Plug, 60 Amp	FO	65	12	7078N	
L6 4.9L 300cid		w/pulley, w/Internal Reg, 60 Amp, 10:00 Plug Position	FO	80	12	7745-10N	
L6 4.9L 300cid	1989-86	w/o pulley, 10:00 Plug Position	FO	80	12	7745-10N-0G	7745-10N-BBS
L6 4.9L 300cid		w/o pulley, w/Built-in BBS leads	FO	80	12	7745-10N-BBS	
L6 4.9L 300cid	1985-79	w/12:00 Alt Plug, 100 Amp	FO	100	12	7705-12N	
L6 4.9L 300cid		w/9:00 Alt Plug, 70 Amp	FO	100	12	7705-9N	
L6 4.9L 300cid	1985-77	w/o Alt Plug, 40 Amp	FO	65	12	7078N	
L6 4.9L 300cid		w/o Alt Plug, 60 Amp	FO	65	12	7078N	
L6 4.9L 300cid	1978-77	w/Alt Plug, Opt. 90 Amp	FO	100	12	7705-9N	
L6 4.9L 300cid		w/Alt Plug, Std. 70 Amp	FO	100	12	7705-9N	
L6 4.9L 300cid	1976-75	Opt. 60 Amp, 1-Groove Pulley	FO	65	12	7078N	
L6 4.9L 300cid		Opt. 60 Amp, 2-Groove Pulley	FO	65	12	7078N	
L6 4.9L 300cid		Std. 40 Amp, 1-Groove Pulley	FO	65	12	7078N	
L6 4.9L 300cid		Std. 40 Amp, 2-Groove Pulley	FO	65	12	7078N	
L6 4.9L 300cid	1986	w/External Reg, w/12:00 Alt Plug, 100 Amp	FO	100	12	7705-12N	
L6 4.9L 300cid		w/External Reg, w/9:00 Alt Plug, 70 Amp	FO	100	12	7705-9N	
L6 4.9L 300cid		w/External Reg, w/o Alt Plug, 40 Amp	FO	65	12	7078N	
L6 4.9L 300cid		w/External Reg, w/o Alt Plug, 60 Amp	FO	65	12	7078N	
L6 4.9L 300cid		w/pulley, w/Internal Reg, 65 Amp, 10:00 Plug Position	FO	80	12	7745-10N	
V6 4.2L 256cid	2002-97	Opt. 130 Amp (Originally Equipped)	FO	130	12	7768N-6G1	
V6 4.2L 256cid		Opt. 130 Amp (Originally Equipped) w/o pulley	FO	130	12	7768N-0G	
V6 4.2L 256cid		Standard Unit, 95 Amp, 57mm Pulley OD	FO	95	12	7750N-6G1	
V6 4.2L 256cid		w/o pulley	FO	95	12	7750N-0G	
V8 4.6L 281cid	1997	Opt. 130 Amp (Originally Equipped)	FO	130	12	7791N	
V8 4.6L 281cid		Std. 95 Amp	FO	95	12	7790N	
V8 5.0L 302cid	1991-90	w/External Reg, Opt. 100 Amp	FO	100	12	7705-3N	
V8 5.0L 302cid		w/External Reg, Std. 70 Amp	FO	100	12	7705-3N	
V8 5.0L 302cid		w/o pulley, 2:00 Plug Position	FO	80	12	7745-2N-0G	
V8 5.0L 302cid	1989-87	w/External Reg, w/12:00 Alt Plug, 100 Amp	FO	100	12	7705-12N	
V8 5.0L 302cid		w/External Reg, w/9:00 Alt Plug, 70 Amp	FO	100	12	7705-9N-6G	
V8 5.0L 302cid		w/External Reg, w/o Alt Plug, 40 Amp	FO	65	12	7078N	
V8 5.0L 302cid		w/External Reg, w/o Alt Plug, 60 Amp	FO	65	12	7078N	
V8 5.0L 302cid		w/pulley, w/Internal Reg, 60 Amp, 10:00 Plug Position	FO	80	12	7745-10N	
V8 5.0L 302cid		w/pulley, w/Internal Reg, 75 Amp, 10:00 Plug Position	FO	80	12	7745-10N	
V8 5.0L 302cid	1989-86	w/o pulley, 10:00 Plug Position	FO	80	12	7745-10N-0G	7745-10N-BBS
V8 5.0L 302cid		w/o pulley, w/Built-in BBS leads	FO	80	12	7745-10N-BBS	
V8 5.0L 302cid	1986-79	w/o Alt Plug, 1-Groove Pulley, 60 Amp	FO	65	12	7078N	
V8 5.0L 302cid	1985-79	w/12:00 Alt Plug, 100 Amp	FO	100	12	7705-12N	
V8 5.0L 302cid		w/9:00 Alt Plug, 70 Amp	FO	100	12	7705-9N	
V8 5.0L 302cid		w/o Alt Plug, 1-Groove Pulley, 40 Amp	FO	65	12	7078N	
V8 5.0L 302cid		w/o Alt Plug, 2-Groove Pulley, 60 Amp	FO	65	12	7078N	
V8 5.0L 302cid	1991	w/Internal Reg, 75 Amp	FO	80	12	7745-2N	
V8 5.0L 302cid	1990	w/Internal Reg, Opt. 75 Amp	FO	80	12	7745-2N	
V8 5.0L 302cid		w/Internal Reg, Std. 60 Amp	FO	80	12	7745-2N	
V8 5.0L 302cid	1986	w/External Reg, w/12:00 Alt Plug, 100 Amp	FO	100	12	7705-12N	
V8 5.0L 302cid		w/External Reg, w/9:00 Alt Plug, 70 Amp	FO	100	12	7705-9N	

ALTERNATORS AND GENERATORS

ENGINE	YEAR	APPLICATION	Mfg	Amp	Volt	PART NO.	OPT. NO.
Ford (Cont'd)							
E-250 Econoline (Cont'd)							
V8 5.0L 302cid	1986	w/External Reg, w/o Alt Plug, 1-Groove Pulley, 40 Amp	FO	65	12	7078N	
V8 5.0L 302cid		w/External Reg, w/o Alt Plug, 2-Groove Pulley, 60 Amp	FO	65	12	7078N	
V8 5.0L 302cid		w/pulley, w/Internal Reg, 65 Amp, 10:00 Plug Position	FO	80	12	7745-10N	
V8 5.0L 302cid	1975	1-Groove Pulley, 40 Amp	FO	65	12	7078N	
V8 5.0L 302cid		1-Groove Pulley, 60 Amp	FO	65	12	7078N	
V8 5.0L 302cid		2-Groove Pulley, 60 Amp	FO	65	12	7078N	
V8 5.4L 330cid	2002-97	Std. 95 Amp	FO	95	12	7790N	
V8 5.4L 330cid	2001-97	Opt. 130 Amp (Originally Equipped)	FO	130	12	7791N	
V8 5.4L 330cid	2002	Opt. 130 Amp, 6 Groove Pulley	FO	130	12	7776N	
V8 5.8L 351cid	1996-93	Opt. 130 Amp (Originally Equipped)	FO	130	12	7768N-6G2	
V8 5.8L 351cid		Opt. 130 Amp (Originally Equipped) w/o pulley	FO	130	12	7768N-0G	
V8 5.8L 351cid		Standard Unit, 95 Amp, 66mm Pulley OD	FO	95	12	7750N-6G2	
V8 5.8L 351cid		w/o pulley	FO	95	12	7750N-0G	
V8 5.8L 351cid	1991-90	w/External Reg, Opt. 100 Amp	FO	100	12	7705-3N	
V8 5.8L 351cid		w/External Reg, Std. 70 Amp	FO	100	12	7705-3N	
V8 5.8L 351cid		w/o pulley, 2:00 Plug Position	FO	80	12	7745-2N-0G	
V8 5.8L 351cid	1989-88	w/External Reg, w/12:00 Alt Plug, 100 Amp	FO	100	12	7705-12N	
V8 5.8L 351cid		w/External Reg, w/9:00 Alt Plug, 70 Amp	FO	100	12	7705-9N-6G	
V8 5.8L 351cid		w/External Reg, w/o Alt Plug, 40 Amp	FO	65	12	7078N	
V8 5.8L 351cid		w/External Reg, w/o Alt Plug, 60 Amp	FO	65	12	7078N	
V8 5.8L 351cid		w/pulley, w/Internal Reg, 60 Amp, 10:00 Plug Position	FO	80	12	7745-10N	
V8 5.8L 351cid		w/pulley, w/Internal Reg, 75 Amp, 10:00 Plug Position	FO	80	12	7745-10N	
V8 5.8L 351cid	1989-86	w/o pulley, 10:00 Plug Position	FO	80	12	7745-10N-0G	7745-10N-BBS
V8 5.8L 351cid		w/o pulley, w/Built-in BBS leads	FO	80	12	7745-10N-BBS	
V8 5.8L 351cid	1987-86	w/External Reg, w/12:00 Alt Plug, 100 Amp	FO	100	12	7705-12N	
V8 5.8L 351cid		w/External Reg, w/9:00 Alt Plug, 70 Amp	FO	100	12	7705-9N	
V8 5.8L 351cid		w/External Reg, w/o Alt Plug, 1-Groove Pulley, 40 Amp	FO	65	12	7078N	
V8 5.8L 351cid		w/External Reg, w/o Alt Plug, 2-Groove Pulley, 60 Amp	FO	65	12	7078N	
V8 5.8L 351cid		w/pulley, w/Internal Reg, 65 Amp, 10:00 Plug Position	FO	80	12	7745-10N	
V8 5.8L 351cid	1987-75	w/o Alt Plug, 1-Groove Pulley, 60 Amp	FO	65	12	7078N	
V8 5.8L 351cid	1985-79	w/12:00 Alt Plug, 100 Amp	FO	100	12	7705-12N	
V8 5.8L 351cid		w/9:00 Alt Plug, 70 Amp	FO	100	12	7705-9N	
V8 5.8L 351cid	1985-75	w/o Alt Plug, 1-Groove Pulley, 40 Amp	FO	65	12	7078N	
V8 5.8L 351cid		w/o Alt Plug, 2-Groove Pulley, 60 Amp	FO	65	12	7078N	
V8 5.8L 351cid	1978-75	w/Alt Plug, Opt. 90 Amp	FO	100	12	7705-9N	
V8 5.8L 351cid		w/Alt Plug, Std. 70 Amp	FO	100	12	7705-9N	
V8 5.8L 351cid	1992	Opt. 130 Amp	FO	130	12	7756-3N-6G2	
V8 5.8L 351cid		Std. 95 Amp	FO	95	12	7749-3N-6G2	
V8 5.8L 351cid		Std. 95 Amp, w/o pulley	FO	95	12	7749-3N-0G	
V8 5.8L 351cid		w/o pulley	FO	130	12	7756-3N-0G	
V8 5.8L 351cid	1991	w/Internal Reg, 75 Amp	FO	80	12	7745-2N	
V8 5.8L 351cid	1990	w/Internal Reg, Opt. 75 Amp	FO	80	12	7745-2N	
V8 5.8L 351cid		w/Internal Reg, Std. 60 Amp	FO	80	12	7745-2N	
V8 6.6L 400cid	1980	w/12:00 Alt Plug, 100 Amp	FO	100	12	7705-12N	
V8 6.6L 400cid		w/9:00 Alt Plug, 70 Amp	FO	100	12	7705-9N	
V8 6.6L 400cid		w/o Alt Plug, 1-Groove Pulley, 40 Amp	FO	65	12	7078N	
V8 6.6L 400cid		w/o Alt Plug, 1-Groove Pulley, 60 Amp	FO	65	12	7078N	
V8 6.6L 400cid		w/o Alt Plug, 2-Groove Pulley, 60 Amp	FO	65	12	7078N	
V8 7.5L 460cid	1980-79	w/12:00 Alt Plug, 100 Amp	FO	100	12	7705-12N	
V8 7.5L 460cid		w/9:00 Alt Plug, 70 Amp	FO	100	12	7705-9N	
V8 7.5L 460cid		w/o Alt Plug, 1-Groove Pulley, 40 Amp	FO	65	12	7078N	
V8 7.5L 460cid		w/o Alt Plug, 1-Groove Pulley, 60 Amp	FO	65	12	7078N	
V8 7.5L 460cid	1980-75	w/o Alt Plug, 2-Groove Pulley, 60 Amp	FO	65	12	7078N	
V8 7.5L 460cid	1978-75	w/Alt Plug, Opt. 90 Amp	FO	100	12	7705-9N	
V8 7.5L 460cid		w/Alt Plug, Std. 70 Amp	FO	100	12	7705-9N	
V8 7.5L 460cid		w/o Alt Plug, 1-Groove Pulley, 60 Amp	FO	65	12	7078N	
V8 7.5L 460cid	1977-75	w/o Alt Plug, 1-Groove Pulley, 40 Amp	FO	65	12	7078N	
V8 7.5L 460cid	1978	w/o Alt Plug, 1-Groove Pulley, 40 Amp	FO	65	12	7078N	
E-250 Econoline Club Wagon							
L6 4.9L 300cid	1991-90	w/12:00 Alt Plug, 70 Amp	FO	100	12	7705-12N	
L6 4.9L 300cid		w/3:00 Alt Plug, 100 Amp	FO	100	12	7705-3N	
L6 4.9L 300cid	1989-87	w/External Reg, w/12:00 Alt Plug, 100 Amp	FO	100	12	7705-12N	
L6 4.9L 300cid		w/External Reg, w/3:00 Alt Plug, Opt. 100 Amp	FO	100	12	7705-3N	
L6 4.9L 300cid		w/External Reg, w/3:00 Alt Plug, Std. 70 Amp	FO	100	12	7705-3N	
L6 4.9L 300cid		w/External Reg, w/o Alt Plug, 40 Amp	FO	65	12	7078N	

ALTERNATORS

ALTERNATORS AND GENERATORS

ENGINE	YEAR	APPLICATION	Mfg	Amp	Volt	PART NO.	OPT. NO.
Ford (Cont'd)							
E-250 Econoline Club Wagon (Cont'd)							
L6 4.9L 300cid	1989-87	w/External Reg, w/o Alt Plug, 60 Amp	FO	65	12	7078N	7745-10N-BBS
L6 4.9L 300cid		w/pulley, w/Internal Reg, 60 Amp, 10:00 Plug Position	FO	80	12	7745-10N	
L6 4.9L 300cid	1989-86	w/o pulley, 10:00 Plug Position	FO	80	12	7745-10N-OG	7745-10N-BBS
L6 4.9L 300cid		w/o pulley, w/Built-in BBS leads	FO	80	12	7745-10N-BBS	
L6 4.9L 300cid	1985-79	w/12:00 Alt Plug, 100 Amp	FO	100	12	7705-12N	7745-10N-BBS
L6 4.9L 300cid		w/9:00 Alt Plug, 70 Amp	FO	100	12	7705-9N	
L6 4.9L 300cid	1985-77	w/o Alt Plug, 40 Amp	FO	65	12	7078N	7745-10N-BBS
L6 4.9L 300cid		w/o Alt Plug, 60 Amp	FO	65	12	7078N	
L6 4.9L 300cid	1978-77	w/Alt Plug, Opt. 90 Amp	FO	100	12	7705-9N	7745-10N-BBS
L6 4.9L 300cid		w/Alt Plug, Std. 70 Amp	FO	100	12	7705-9N	
L6 4.9L 300cid	1986	w/External Reg, w/12:00 Alt Plug, 100 Amp	FO	100	12	7705-12N	7745-10N-BBS
L6 4.9L 300cid		w/External Reg, w/9:00 Alt Plug, 70 Amp	FO	100	12	7705-9N	
L6 4.9L 300cid		w/External Reg, w/o Alt Plug, 40 Amp	FO	65	12	7078N	7745-10N-BBS
L6 4.9L 300cid		w/External Reg, w/o Alt Plug, 60 Amp	FO	65	12	7078N	
L6 4.9L 300cid	1980-79	w/pulley, w/Internal Reg, 65 Amp, 10:00 Plug Position	FO	80	12	7745-10N	7745-10N-BBS
L6 4.9L 300cid		w/12:00 Alt Plug, 100 Amp	FO	100	12	7705-12N	
V8 5.0L 302cid		w/9:00 Alt Plug, 70 Amp	FO	100	12	7705-9N	7745-10N-BBS
V8 5.0L 302cid		w/o Alt Plug, 1-Groove Pulley, 40 Amp	FO	65	12	7078N	
V8 5.0L 302cid		w/o Alt Plug, 1-Groove Pulley, 60 Amp	FO	65	12	7078N	7745-10N-BBS
V8 5.0L 302cid		w/o Alt Plug, 2-Groove Pulley, 60 Amp	FO	65	12	7078N	
V8 5.8L 351cid	1991-90	w/External Reg, Opt. 100 Amp	FO	100	12	7705-3N	7745-10N-BBS
V8 5.8L 351cid		w/External Reg, Std. 70 Amp	FO	100	12	7705-3N	
V8 5.8L 351cid		w/o pulley, 2:00 Plug Position	FO	80	12	7745-2N-OG	7745-10N-BBS
V8 5.8L 351cid	1989-88	w/External Reg, w/12:00 Alt Plug, 100 Amp	FO	100	12	7705-12N	
V8 5.8L 351cid		w/External Reg, w/9:00 Alt Plug, 70 Amp	FO	100	12	7705-9N-6G	7745-10N-BBS
V8 5.8L 351cid		w/External Reg, w/o Alt Plug, 40 Amp	FO	65	12	7078N	
V8 5.8L 351cid		w/External Reg, w/o Alt Plug, 60 Amp	FO	65	12	7078N	7745-10N-BBS
V8 5.8L 351cid		w/pulley, w/Internal Reg, 60 Amp, 10:00 Plug Position	FO	80	12	7745-10N	
V8 5.8L 351cid	1989-86	w/pulley, w/Internal Reg, 75 Amp, 10:00 Plug Position	FO	80	12	7745-10N	7745-10N-BBS
V8 5.8L 351cid		w/o pulley, 10:00 Plug Position	FO	80	12	7745-10N-OG	
V8 5.8L 351cid		w/o pulley, w/Built-in BBS leads	FO	80	12	7745-10N-BBS	7745-10N-BBS
V8 5.8L 351cid	1987-86	w/External Reg, w/12:00 Alt Plug, 100 Amp	FO	100	12	7705-12N	
V8 5.8L 351cid		w/External Reg, w/9:00 Alt Plug, 70 Amp	FO	100	12	7705-9N	7745-10N-BBS
V8 5.8L 351cid		w/External Reg, w/o Alt Plug, 1-Groove Pulley, 40 Amp	FO	65	12	7078N	
V8 5.8L 351cid		w/External Reg, w/o Alt Plug, 2-Groove Pulley, 60 Amp	FO	65	12	7078N	7745-10N-BBS
V8 5.8L 351cid		w/pulley, w/Internal Reg, 65 Amp, 10:00 Plug Position	FO	80	12	7745-10N	
V8 5.8L 351cid	1987-75	w/o Alt Plug, 1-Groove Pulley, 60 Amp	FO	65	12	7078N	7745-10N-BBS
V8 5.8L 351cid	1985-79	w/12:00 Alt Plug, 100 Amp	FO	100	12	7705-12N	
V8 5.8L 351cid		w/9:00 Alt Plug, 70 Amp	FO	100	12	7705-9N	7745-10N-BBS
V8 5.8L 351cid	1985-75	w/o Alt Plug, 1-Groove Pulley, 40 Amp	FO	65	12	7078N	
V8 5.8L 351cid		w/o Alt Plug, 2-Groove Pulley, 60 Amp	FO	65	12	7078N	7745-10N-BBS
V8 5.8L 351cid	1978-75	w/Alt Plug, Opt. 90 Amp	FO	100	12	7705-9N	
V8 5.8L 351cid		w/Alt Plug, Std. 70 Amp	FO	100	12	7705-9N	7745-10N-BBS
V8 5.8L 351cid	1991	w/Internal Reg, 75 Amp	FO	80	12	7745-2N	
V8 5.8L 351cid	1990	w/Internal Reg, Opt. 75 Amp	FO	80	12	7745-2N	7745-10N-BBS
V8 5.8L 351cid		w/Internal Reg, Std. 60 Amp	FO	80	12	7745-2N	
V8 6.6L 400cid	1982-80	w/12:00 Alt Plug, 100 Amp	FO	100	12	7705-12N	7745-10N-BBS
V8 6.6L 400cid		w/9:00 Alt Plug, 70 Amp	FO	100	12	7705-9N	
V8 6.6L 400cid		w/o Alt Plug, 1-Groove Pulley, 40 Amp	FO	65	12	7078N	7745-10N-BBS
V8 6.6L 400cid		w/o Alt Plug, 1-Groove Pulley, 60 Amp	FO	65	12	7078N	
V8 6.6L 400cid		w/o Alt Plug, 2-Groove Pulley, 60 Amp	FO	65	12	7078N	7745-10N-BBS
V8 6.9L 420cid	1987-86	Diesel, w/External Reg, w/12:00 Alt Plug, 100 Amp	FO	100	12	7705-12N	
V8 6.9L 420cid		Diesel, w/External Reg, w/9:00 Alt Plug, 70 Amp	FO	100	12	7705-9N	7745-10N-BBS
V8 6.9L 420cid		Diesel, w/External Reg, w/o Alt Plug, 60 Amp	FO	65	12	7078N	
V8 6.9L 420cid		Diesel, w/o pulley, 10:00 Plug Position	FO	80	12	7745-10N-OG	7745-10N-BBS
V8 6.9L 420cid		Diesel, w/o pulley, w/Built-in BBS leads	FO	80	12	7745-10N-BBS	
V8 6.9L 420cid		Diesel, w/pulley, w/Internal Reg, 60 Amp, 10:00 Plug Position	FO	80	12	7745-10N	7745-10N-BBS
V8 6.9L 420cid	1985-83	Diesel, w/12:00 Alt Plug, 100 Amp	FO	100	12	7705-12N	
V8 6.9L 420cid		Diesel, w/9:00 Alt Plug, 70 Amp	FO	100	12	7705-9N	7745-10N-BBS
V8 6.9L 420cid		Diesel, w/o Alt Plug, 60 Amp	FO	65	12	7078N	
V8 7.3L 445cid	1991-90	Diesel, Ford Unit, 100 Amp	FO	100	12	7705-3N	7745-10N-BBS
V8 7.3L 445cid	1991-88	Diesel, Leece Neville Unit, OE # 7706JA	LN	165	12	7767N	
V8 7.3L 445cid	1989-88	Diesel, Ford Unit, w/External Reg, w/12:00 Alt Plug, 100 Amp	FO	100	12	7705-12N	7745-10N-BBS
V8 7.3L 445cid		Diesel, Ford Unit, w/External Reg, w/9:00 Alt Plug, 70 Amp	FO	100	12	7705-9N	
V8 7.3L 445cid		Diesel, Ford Unit, w/pulley, w/Internal Reg, 60 Amp, 10:00 Plug Position	FO	80	12	7745-10N	

ALTERNATORS

ALTERNATORS AND GENERATORS

ENGINE	YEAR	APPLICATION	Mfg	Amp	Volt	PART NO.	OPT. NO.
Ford (Cont'd)							
E-250 Econoline Club Wagon (Cont'd)							
V8 7.3L 445cid	1989-88	Diesel, w/o pulley, 10:00 Plug Position	FO	80	12	7745-10N-0G	7745-10N-BBS
V8 7.3L 445cid		Diesel, w/o pulley, w/Built-in BBS leads	FO	80	12	7745-10N-BBS	
V8 7.3L 445cid	1989	Diesel, Opt. 100 Amp, w/External Reg	FO	100	12	7705-12N	
V8 7.5L 460cid	1991-90	w/External Reg, 100 Amp	FO	100	12	7705-3N	
V8 7.5L 460cid		w/o pulley, 2:00 Plug Position	FO	80	12	7745-2N-0G	
V8 7.5L 460cid	1989-88	w/External Reg, w/12:00 Alt Plug, 100 Amp	FO	100	12	7705-12N	
V8 7.5L 460cid		w/External Reg, w/9:00 Alt Plug, 70 Amp	FO	100	12	7705-9N-6G	
V8 7.5L 460cid		w/External Reg, w/o Alt Plug, 40 Amp	FO	65	12	7078N	
V8 7.5L 460cid		w/External Reg, w/o Alt Plug, 60 Amp	FO	65	12	7078N	
V8 7.5L 460cid		w/pulley, w/Internal Reg, 60 Amp, 10:00 Plug Position	FO	80	12	7745-10N	
V8 7.5L 460cid		w/pulley, w/Internal Reg, 75 Amp, 10:00 Plug Position	FO	80	12	7745-10N	
V8 7.5L 460cid	1989-86	w/o pulley, 10:00 Plug Position	FO	80	12	7745-10N-0G	7745-10N-BBS
V8 7.5L 460cid		w/o pulley, w/Built-in BBS leads	FO	80	12	7745-10N-BBS	
V8 7.5L 460cid	1987-86	w/External Reg, w/12:00 Alt Plug, 100 Amp	FO	100	12	7705-12N	
V8 7.5L 460cid		w/External Reg, w/9:00 Alt Plug, 70 Amp	FO	100	12	7705-9N	
V8 7.5L 460cid		w/External Reg, w/o Alt Plug, 1-Groove Pulley, 40 Amp	FO	65	12	7078N	
V8 7.5L 460cid		w/External Reg, w/o Alt Plug, 2-Groove Pulley, 60 Amp	FO	65	12	7078N	
V8 7.5L 460cid		w/pulley, w/Internal Reg, 65 Amp, 10:00 Plug Position	FO	80	12	7745-10N	
V8 7.5L 460cid	1987-79	w/o Alt Plug, 1-Groove Pulley, 60 Amp	FO	65	12	7078N	
V8 7.5L 460cid	1985-79	w/12:00 Alt Plug, 100 Amp	FO	100	12	7705-12N	
V8 7.5L 460cid		w/9:00 Alt Plug, 70 Amp	FO	100	12	7705-9N	
V8 7.5L 460cid		w/o Alt Plug, 1-Groove Pulley, 40 Amp	FO	65	12	7078N	
V8 7.5L 460cid	1985-75	w/o Alt Plug, 2-Groove Pulley, 60 Amp	FO	65	12	7078N	
V8 7.5L 460cid	1978-75	w/Alt Plug, Opt. 90 Amp	FO	100	12	7705-9N	
V8 7.5L 460cid		w/Alt Plug, Std. 70 Amp	FO	100	12	7705-9N	
V8 7.5L 460cid		w/o Alt Plug, 1-Groove Pulley, 60 Amp	FO	65	12	7078N	
V8 7.5L 460cid	1977-75	w/o Alt Plug, 1-Groove Pulley, 40 Amp	FO	65	12	7078N	
V8 7.5L 460cid	1991	w/Internal Reg, 75 Amp	FO	80	12	7745-2N	
V8 7.5L 460cid	1990	w/Internal Reg, Opt. 75 Amp	FO	80	12	7745-2N	
V8 7.5L 460cid		w/Internal Reg, Std. 65 Amp	FO	80	12	7745-2N	
V8 7.5L 460cid	1978	w/o Alt Plug, 1-Groove Pulley, 40 Amp	FO	65	12	7078N	
E-250 Super Duty							
V8 5.4L 330cid	2005-04	Opt. 130 Amp, 6 Groove Pulley	FO	130	12	7776N	
V8 5.4L 330cid		w/D Shaped Alt Plug, w/Battery Post Extension, 95 Amp	FO	95	12	7790N	
V8 5.4L 330cid		w/D Shaped Alt Plug, w/o Battery Post Extension, 130 Amp	FO	130	12	7764N-6G	
V8 5.4L 330cid		w/o pulley	FO	130	12	7764N-0G	
V8 5.4L 330cid	2005	w/Oval Alt Plug, 135 Amp	FO	135	12	8473N	
V8 5.4L 330cid	2004	w/Oval Alt Plug, 135 Amp	FO	135	12	8473N	
E-300 Econoline							
L6 2.8L 170cid	1970-69	Opt HD	FO	90	12	7069	
L6 2.8L 170cid		Opt. 55 Amp	FO	65	12	7058N	7078N
L6 2.8L 170cid		Std. 40 Amp	FO	65	12	7058N	7078N
L6 3.9L 240cid	1974-72	Opt. 60 Amp, 1-Groove Pulley	FO	65	12	7078N	
L6 3.9L 240cid		Opt. 60 Amp, 2-Groove Pulley	FO	65	12	7078N	
L6 3.9L 240cid		Std. 40 Amp, 1-Groove Pulley	FO	65	12	7078N	
L6 3.9L 240cid		Std. 40 Amp, 2-Groove Pulley	FO	65	12	7078N	
L6 3.9L 240cid	1971-68	Opt. 55 Amp	FO	65	12	7058N	7078N
L6 3.9L 240cid		Std. 40 Amp	FO	65	12	7058N	7078N
L6 4.9L 300cid	1974-72	Opt. 60 Amp, 1-Groove Pulley	FO	65	12	7078N	
L6 4.9L 300cid		Opt. 60 Amp, 2-Groove Pulley	FO	65	12	7078N	
L6 4.9L 300cid		Std. 40 Amp, 1-Groove Pulley	FO	65	12	7078N	
L6 4.9L 300cid		Std. 40 Amp, 2-Groove Pulley	FO	65	12	7078N	
L6 4.9L 300cid		Opt. 60 Amp, 1-Groove Pulley	FO	65	12	7078N	
L6 4.9L 4917cc 300cid		Opt. 60 Amp, 2-Groove Pulley	FO	65	12	7078N	
L6 4.9L 4917cc 300cid		Std. 40 Amp, 1-Groove Pulley	FO	65	12	7078N	
L6 4.9L 4917cc 300cid		Std. 40 Amp, 2-Groove Pulley	FO	65	12	7078N	
V8 5.0L 302cid		Opt HD	FO	90	12	7069	
V8 5.0L 302cid		Opt. 60 Amp, 1-Groove Pulley	FO	65	12	7078N	
V8 5.0L 302cid		Opt. 60 Amp, 2-Groove Pulley	FO	65	12	7078N	
V8 5.0L 302cid		Std. 40 Amp, 1-Groove Pulley	FO	65	12	7078N	
V8 5.0L 302cid		Std. 40 Amp, 2-Groove Pulley	FO	65	12	7078N	
V8 5.0L 302cid	1971-68	Opt. 55 Amp, 1-Groove Pulley	FO	65	12	7058N	7078N
V8 5.0L 302cid		Opt. 55 Amp, 2-Groove Pulley	FO	65	12	7058N	7078N
V8 5.0L 302cid		Std. 40 Amp, 1-Groove Pulley	FO	65	12	7058N	7078N
V8 5.0L 4949cc 302cid	1973	Opt HD	FO	90	12	7069	

ALTERNATORS

ALTERNATORS AND GENERATORS

ALTERNATORS

ENGINE	YEAR	APPLICATION	Mfg	Amp	Volt	PART NO.	OPT. NO.
Ford (Cont'd)							
E-300 Econoline (Cont'd)							
V8 5.0L 4949cc 302cid	1973	Opt. 60 Amp, 1-Groove Pulley	FO	65	12	7078N	
V8 5.0L 4949cc 302cid		Opt. 60 Amp, 2-Groove Pulley	FO	65	12	7078N	
V8 5.0L 4949cc 302cid		Std. 40 Amp, 1-Groove Pulley	FO	65	12	7078N	
V8 5.0L 4949cc 302cid		Std. 40 Amp, 2-Groove Pulley	FO	65	12	7078N	
V8 5.0L 4949cc 302cid	1970	Opt. 55 Amp, 1-Groove Pulley	FO	65	12	7058N	7078N
V8 5.0L 4949cc 302cid		Opt. 55 Amp, 2-Groove Pulley	FO	65	12	7058N	7078N
V8 5.0L 4949cc 302cid		Std. 40 Amp, 1-Groove Pulley	FO	65	12	7058N	7078N
V8 5.0L 4950cc 302cid	1974-72	Opt HD	FO	90	12	7069	
V8 5.0L 4950cc 302cid		Opt. 60 Amp, 1-Groove Pulley	FO	65	12	7078N	
V8 5.0L 4950cc 302cid		Opt. 60 Amp, 2-Groove Pulley	FO	65	12	7078N	
V8 5.0L 4950cc 302cid		Std. 40 Amp, 1-Groove Pulley	FO	65	12	7078N	
V8 5.0L 4950cc 302cid		Std. 40 Amp, 2-Groove Pulley	FO	65	12	7078N	
V8 5.0L 4950cc 302cid	1971-68	Opt. 55 Amp, 1-Groove Pulley	FO	65	12	7058N	7078N
V8 5.0L 4950cc 302cid		Opt. 55 Amp, 2-Groove Pulley	FO	65	12	7058N	7078N
V8 5.0L 4950cc 302cid		Std. 40 Amp, 1-Groove Pulley	FO	65	12	7058N	7078N
E-350							
V10 6.8L 415cid	2003	Opt. 130 Amp, 6 Groove Pulley	FO	130	12	7776N	
V10 6.8L 415cid		Std. 95 Amp	FO	95	12	7790N	
V8 5.4L 330cid		Opt. 130 Amp, 6 Groove Pulley	FO	130	12	7776N	
V8 5.4L 330cid		Std. 95 Amp	FO	95	12	7790N	
V8 7.3L 445cid		Diesel, LN IR/ IF, 230A upgrade, 3 Bolt Pad Mount	LN	230	12	7341N	
V8 7.3L 445cid		Diesel, w/Ambulance Pkg. Bottom Unit, 110 Amp (Originally Equipped)	FO	110	12	7798N	
V8 7.3L 445cid		Diesel, w/Ambulance Pkg. Top Unit, 110 Amp (Originally Equipped)	FO	110	12	7797N	
V8 7.3L 445cid		Diesel, w/o Ambulance Pkg. 130 Amp (Originally Equipped)	FO	130	12	7768N-8G	
V8 7.3L 445cid		Diesel, w/o Ambulance Pkg. 130 Amp (Originally Equipped) w/o pulley	FO	130	12	7768N-0G	
E-350 Club Wagon							
V10 6.8L 415cid	2005-03	Opt. 130 Amp, 6 Groove Pulley	FO	130	12	7776N	
V10 6.8L 415cid	2005	w/D Shaped Alt Plug, w/Battery Post Extention, 95 Amp	FO	95	12	7790N	
V10 6.8L 415cid		w/D Shaped Alt Plug, w/o Battery Post Extention, 130 Amp	FO	130	12	7764N-6G	
V10 6.8L 415cid		w/o pulley	FO	130	12	7764N-0G	
V10 6.8L 415cid		w/Oval Alt Plug, 135 Amp	FO	135	12	8473N	
V10 6.8L 415cid	2003	Std. 95 Amp	FO	95	12	7790N	
V8 5.4L 330cid	2005-04	w/D Shaped Alt Plug, w/Battery Post Extention, 95 Amp	FO	95	12	7790N	
V8 5.4L 330cid		w/D Shaped Alt Plug, w/o Battery Post Extention, 130 Amp	FO	130	12	7764N-6G	
V8 5.4L 330cid		w/o pulley	FO	130	12	7764N-0G	
V8 5.4L 330cid	2005-03	Opt. 130 Amp, 6 Groove Pulley	FO	130	12	7776N	
V8 5.4L 330cid	2005	w/Oval Alt Plug, 135 Amp	FO	135	12	8473N	
V8 5.4L 330cid	2004	w/Oval Alt Plug, 135 Amp	FO	135	12	8473N	
V8 5.4L 330cid	2003	Std. 95 Amp	FO	95	12	7790N	
V8 6.0L 363cid	2005-04	Diesel, Dual Alt System, Bottom Unit, 110 Amp	FO	120	12	8308N	
V8 6.0L 363cid		Diesel, Dual Alt System, Top Unit, 135 Amp (Originally Equipped)	FO	135	12	8307N	
V8 6.0L 363cid		Diesel, LN IR/ IF, 230A upgrade, 3 Bolt Pad Mount	LN	230	12	7341N	
V8 6.0L 363cid	2005	Diesel, Exc. Dual Alt System, From 7/20/04, 110 Amp	FO	110	12	8306N	
V8 6.0L 363cid		Diesel, Exc. Dual Alt System, To 7/20/04, 110 Amp	FO	110	12	8306N	
V8 6.0L 363cid	2004	Diesel, Exc. Dual Alt System, 110 Amp	FO	110	12	8306N	
V8 7.3L 445cid	2003	Diesel, LN IR/ IF, 230A upgrade, 3 Bolt Pad Mount	LN	230	12	7341N	
V8 7.3L 445cid		Diesel, w/Ambulance Pkg. Bottom Unit, 110 Amp (Originally Equipped)	FO	110	12	7798N	
V8 7.3L 445cid		Diesel, w/Ambulance Pkg. Top Unit, 110 Amp (Originally Equipped)	FO	110	12	7797N	
V8 7.3L 445cid		Diesel, w/o Ambulance Pkg. 130 Amp (Originally Equipped)	FO	130	12	7768N-8G	
V8 7.3L 445cid		Diesel, w/o Ambulance Pkg. 130 Amp (Originally Equipped) w/o pulley	FO	130	12	7768N-0G	
E-350 Econoline							
L6 4.9L 300cid	1996-92	Opt. 130 Amp	FO	130	12	7756-3N-6G1	
L6 4.9L 300cid		Std. 95 Amp	FO	95	12	7755-3N	
L6 4.9L 300cid		w/o pulley	FO	130	12	7756-3N-0G	
L6 4.9L 300cid	1991-90	w/12:00 Alt Plug, 70 Amp	FO	100	12	7705-12N	
L6 4.9L 300cid		w/3:00 Alt Plug, 100 Amp	FO	100	12	7705-3N	
L6 4.9L 300cid	1989-87	w/External Reg, w/12:00 Alt Plug, 100 Amp	FO	100	12	7705-12N	

ALTERNATORS AND GENERATORS

ENGINE	YEAR	APPLICATION	Mfg	Amp	Volt	PART NO.	OPT. NO.
Ford (Cont'd)							
E-350 Econoline (Cont'd)							
L6 4.9L 300cid	1989-87	w/External Reg, w/3:00 Alt Plug, Opt. 100 Amp	FO	100	12	7705-3N	
L6 4.9L 300cid		w/External Reg, w/3:00 Alt Plug, Std. 70 Amp	FO	100	12	7705-3N	
L6 4.9L 300cid		w/External Reg, w/o Alt Plug, 40 Amp	FO	65	12	7078N	
L6 4.9L 300cid		w/External Reg, w/o Alt Plug, 60 Amp	FO	65	12	7078N	
L6 4.9L 300cid		w/pulley, w/Internal Reg, 60 Amp, 10:00 Plug Position	FO	80	12	7745-10N	
L6 4.9L 300cid	1989-86	w/o pulley, 10:00 Plug Position	FO	80	12	7745-10N-OG	7745-10N-BBS
L6 4.9L 300cid		w/o pulley, w/Built-in BBS leads	FO	80	12	7745-10N-BBS	
L6 4.9L 300cid	1985-79	w/12:00 Alt Plug, 100 Amp	FO	100	12	7705-12N	
L6 4.9L 300cid		w/9:00 Alt Plug, 70 Amp	FO	100	12	7705-9N	
L6 4.9L 300cid	1985-77	w/o Alt Plug, 40 Amp	FO	65	12	7078N	
L6 4.9L 300cid		w/o Alt Plug, 60 Amp	FO	65	12	7078N	
L6 4.9L 300cid	1978-77	w/Alt Plug, Opt. 90 Amp	FO	100	12	7705-9N	
L6 4.9L 300cid		w/Alt Plug, Std. 70 Amp	FO	100	12	7705-9N	
L6 4.9L 300cid	1976-75	Opt. 60 Amp, 1-Groove Pulley	FO	65	12	7078N	
L6 4.9L 300cid		Opt. 60 Amp, 2-Groove Pulley	FO	65	12	7078N	
L6 4.9L 300cid		Std. 40 Amp, 1-Groove Pulley	FO	65	12	7078N	
L6 4.9L 300cid		Std. 40 Amp, 2-Groove Pulley	FO	65	12	7078N	
L6 4.9L 300cid	1986	w/External Reg, w/12:00 Alt Plug, 100 Amp	FO	100	12	7705-12N	
L6 4.9L 300cid		w/External Reg, w/9:00 Alt Plug, 70 Amp	FO	100	12	7705-9N	
L6 4.9L 300cid		w/External Reg, w/o Alt Plug, 40 Amp	FO	65	12	7078N	
L6 4.9L 300cid		w/External Reg, w/o Alt Plug, 60 Amp	FO	65	12	7078N	
L6 4.9L 300cid		w/pulley, w/Internal Reg, 65 Amp, 10:00 Plug Position	FO	80	12	7745-10N	
V10 6.8L 415cid	2002-97	Std. 95 Amp	FO	95	12	7790N	
V10 6.8L 415cid	2001-97	Opt. 130 Amp (Originally Equipped)	FO	130	12	7791N	
V10 6.8L 415cid	2002	Opt. 130 Amp, 6 Groove Pulley	FO	130	12	7776N	
V8 5.0L 302cid	1982-79	w/12:00 Alt Plug, 100 Amp	FO	100	12	7705-12N	
V8 5.0L 302cid		w/9:00 Alt Plug, 70 Amp	FO	100	12	7705-9N	
V8 5.0L 302cid		w/o Alt Plug, 1-Groove Pulley, 40 Amp	FO	65	12	7078N	
V8 5.0L 302cid		w/o Alt Plug, 1-Groove Pulley, 60 Amp	FO	65	12	7078N	
V8 5.0L 302cid		w/o Alt Plug, 2-Groove Pulley, 60 Amp	FO	65	12	7078N	
V8 5.0L 302cid	1975	1-Groove Pulley, 40 Amp	FO	65	12	7078N	
V8 5.0L 302cid		1-Groove Pulley, 60 Amp	FO	65	12	7078N	
V8 5.0L 302cid		2-Groove Pulley, 60 Amp	FO	65	12	7078N	
V8 5.4L 330cid	2002-97	Std. 95 Amp	FO	95	12	7790N	
V8 5.4L 330cid	2001-97	Opt. 130 Amp (Originally Equipped)	FO	130	12	7791N	
V8 5.4L 330cid	2002	Opt. 130 Amp, 6 Groove Pulley	FO	130	12	7776N	
V8 5.8L 351cid	1996-93	Opt. 130 Amp (Originally Equipped)	FO	130	12	7768N-6G2	
V8 5.8L 351cid		Opt. 130 Amp (Originally Equipped) w/o pulley	FO	130	12	7768N-OG	
V8 5.8L 351cid		Standard Unit, 95 Amp, 66mm Pulley OD	FO	95	12	7750N-6G2	
V8 5.8L 351cid		w/o pulley	FO	95	12	7750N-OG	
V8 5.8L 351cid	1991-90	w/External Reg, Opt. 100 Amp	FO	100	12	7705-3N	
V8 5.8L 351cid		w/External Reg, Std. 70 Amp	FO	100	12	7705-3N	
V8 5.8L 351cid		w/o pulley, 2:00 Plug Position	FO	80	12	7745-2N-OG	
V8 5.8L 351cid	1989-88	w/External Reg, w/12:00 Alt Plug, 100 Amp	FO	100	12	7705-12N	
V8 5.8L 351cid		w/External Reg, w/9:00 Alt Plug, 70 Amp	FO	100	12	7705-9N-6G	
V8 5.8L 351cid		w/External Reg, w/o Alt Plug, 40 Amp	FO	65	12	7078N	
V8 5.8L 351cid		w/External Reg, w/o Alt Plug, 60 Amp	FO	65	12	7078N	
V8 5.8L 351cid		w/pulley, w/Internal Reg, 60 Amp, 10:00 Plug Position	FO	80	12	7745-10N	
V8 5.8L 351cid		w/pulley, w/Internal Reg, 75 Amp, 10:00 Plug Position	FO	80	12	7745-10N	
V8 5.8L 351cid	1989-86	w/o pulley, 10:00 Plug Position	FO	80	12	7745-10N-OG	7745-10N-BBS
V8 5.8L 351cid		w/o pulley, w/Built-in BBS leads	FO	80	12	7745-10N-BBS	
V8 5.8L 351cid	1987-86	w/External Reg, w/12:00 Alt Plug, 100 Amp	FO	100	12	7705-12N	
V8 5.8L 351cid		w/External Reg, w/9:00 Alt Plug, 70 Amp	FO	100	12	7705-9N	
V8 5.8L 351cid		w/External Reg, w/o Alt Plug, 1-Groove Pulley, 40 Amp	FO	65	12	7078N	
V8 5.8L 351cid		w/External Reg, w/o Alt Plug, 2-Groove Pulley, 60 Amp	FO	65	12	7078N	
V8 5.8L 351cid		w/pulley, w/Internal Reg, 65 Amp, 10:00 Plug Position	FO	80	12	7745-10N	
V8 5.8L 351cid	1987-75	w/o Alt Plug, 1-Groove Pulley, 60 Amp	FO	65	12	7078N	
V8 5.8L 351cid	1985-79	w/12:00 Alt Plug, 100 Amp	FO	100	12	7705-12N	
V8 5.8L 351cid		w/9:00 Alt Plug, 70 Amp	FO	100	12	7705-9N	
V8 5.8L 351cid	1985-75	w/o Alt Plug, 1-Groove Pulley, 40 Amp	FO	65	12	7078N	
V8 5.8L 351cid		w/o Alt Plug, 2-Groove Pulley, 60 Amp	FO	65	12	7078N	
V8 5.8L 351cid	1978-75	w/Alt Plug, Opt. 90 Amp	FO	100	12	7705-9N	
V8 5.8L 351cid		w/Alt Plug, Std. 70 Amp	FO	100	12	7705-9N	
V8 5.8L 351cid	1992	Opt. 130 Amp	FO	130	12	7756-3N-6G2	
V8 5.8L 351cid		Std. 95 Amp	FO	95	12	7749-3N-6G2	
V8 5.8L 351cid		Std. 95 Amp, w/o pulley	FO	95	12	7749-3N-OG	

ALTERNATORS

ALTERNATORS AND GENERATORS

ENGINE	YEAR	APPLICATION	Mfg	Amp	Volt	PART NO.	OPT. NO.
Ford (Cont'd)							
E-350 Econoline (Cont'd)							
V8 5.8L 351cid	1992	w/o pulley	FO	130	12	7756-3N-0G	
V8 5.8L 351cid	1991	w/Internal Reg, 75 Amp	FO	80	12	7745-2N	
V8 5.8L 351cid	1990	w/Internal Reg, Opt. 75 Amp	FO	80	12	7745-2N	
V8 5.8L 351cid		w/Internal Reg, Std. 60 Amp	FO	80	12	7745-2N	
V8 6.6L 400cid	1982-80	w/12:00 Alt Plug, 100 Amp	FO	100	12	7705-12N	
V8 6.6L 400cid		w/9:00 Alt Plug, 70 Amp	FO	100	12	7705-9N	
V8 6.6L 400cid		w/o Alt Plug, 1-Groove Pulley, 40 Amp	FO	65	12	7078N	
V8 6.6L 400cid		w/o Alt Plug, 1-Groove Pulley, 60 Amp	FO	65	12	7078N	
V8 6.6L 400cid		w/o Alt Plug, 2-Groove Pulley, 60 Amp	FO	65	12	7078N	
V8 6.9L 420cid	1987-86	Diesel, w/External Reg, w/12:00 Alt Plug, 100 Amp	FO	100	12	7705-12N	
V8 6.9L 420cid		Diesel, w/External Reg, w/9:00 Alt Plug, 70 Amp	FO	100	12	7705-9N	
V8 6.9L 420cid		Diesel, w/External Reg, w/o Alt Plug, 60 Amp	FO	65	12	7078N	
V8 6.9L 420cid		Diesel, w/o pulley, 10:00 Plug Position	FO	80	12	7745-10N-0G	7745-10N-BBS
V8 6.9L 420cid		Diesel, w/o pulley, w/Built-in BBS leads	FO	80	12	7745-10N-BBS	
V8 6.9L 420cid		Diesel, w/pulley, w/Internal Reg, 60 Amp, 10:00 Plug Position ...	FO	80	12	7745-10N	
V8 6.9L 420cid	1985-83	Diesel, w/12:00 Alt Plug, 100 Amp	FO	100	12	7705-12N	
V8 6.9L 420cid		Diesel, w/9:00 Alt Plug, 70 Amp	FO	100	12	7705-9N	
V8 6.9L 420cid		Diesel, w/o Alt Plug, 60 Amp	FO	65	12	7078N	
V8 7.3L 445cid	2002-99	Diesel, LN IR/ IF, 230A upgrade, 3 Bolt Pad Mount	LN	230	12	7341N	
V8 7.3L 445cid		Diesel, w/Ambulance Pkg. Bottom Unit, 110 Amp (Originally Equipped)	FO	110	12	7798N	
V8 7.3L 445cid		Diesel, w/Ambulance Pkg. Top Unit, 110 Amp (Originally Equipped)	FO	110	12	7797N	
V8 7.3L 445cid		Diesel, w/o Ambulance Pkg. 130 Amp (Originally Equipped)	FO	130	12	7768N-8G	
V8 7.3L 445cid		Diesel, w/o Ambulance Pkg. 130 Amp (Originally Equipped) w/o pulley	FO	130	12	7768N-0G	
V8 7.3L 445cid	1998-95	Diesel, Mitsubishi Unit, 215 Amp	MI	215	12	12075N	
V8 7.3L 445cid		Diesel, Motorcraft Unit, 130 Amp (Originally Equipped)	FO	130	12	7768N-8G	
V8 7.3L 445cid	1998-92	Diesel, Leece Neville Unit, OE # 7711JA	LN	165	12	7772N	
V8 7.3L 445cid		Diesel, Motorcraft Unit, 130 Amp (Originally Equipped) w/o pulley	FO	130	12	7768N-0G	
V8 7.3L 445cid	1998-88	Diesel, Leece Neville Unit, OE # 7706JA	LN	165	12	7767N	
V8 7.3L 445cid	1994-93	Diesel, Motorcraft Unit, 130 Amp (Originally Equipped)	FO	130	12	7768N-6G2	
V8 7.3L 445cid	1991-90	Diesel, Ford Unit, 100 Amp	FO	100	12	7705-3N	
V8 7.3L 445cid	1989-88	Diesel, Ford Unit, w/External Reg, w/12:00 Alt Plug, 100 Amp ...	FO	100	12	7705-12N	
V8 7.3L 445cid		Diesel, Ford Unit, w/External Reg, w/9:00 Alt Plug, 70 Amp	FO	100	12	7705-9N	
V8 7.3L 445cid		Diesel, Ford Unit, w/pulley, w/Internal Reg, 60 Amp, 10:00 Plug Position	FO	80	12	7745-10N	
V8 7.3L 445cid		Diesel, w/o pulley, 10:00 Plug Position	FO	80	12	7745-10N-0G	7745-10N-BBS
V8 7.3L 445cid		Diesel, w/o pulley, w/Built-in BBS leads	FO	80	12	7745-10N-BBS	
V8 7.3L 445cid	1993	Diesel, Opt. Leece Neville # 7711JA	LN	165	12	7772N	
V8 7.3L 445cid	1992	Diesel, Ford Unit, 2-Groove Pulley, 130 Amp	FO	130	12	7756-3N-2G	
V8 7.3L 445cid		Diesel, Ford Unit, 6-Groove Pulley, 130 Amp (Originally Equipped)	FO	130	12	7768N-6G2	
V8 7.3L 445cid		Diesel, w/o pulley	FO	130	12	7756-3N-0G	
V8 7.3L 445cid	1989	Diesel, Opt. 100 Amp, w/External Reg	FO	100	12	7705-12N	
V8 7.5L 460cid	1996-92	Std. 95 Amp	FO	95	12	7749-3N-6G2	
V8 7.5L 460cid		Std. 95 Amp, w/o pulley	FO	95	12	7749-3N-0G	
V8 7.5L 460cid		w/o pulley	FO	130	12	7756-3N-0G	
V8 7.5L 460cid	1995-92	Opt. 130 Amp	FO	130	12	7756-3N-6G2	
V8 7.5L 460cid	1991-90	w/External Reg, 100 Amp	FO	100	12	7705-3N	
V8 7.5L 460cid		w/o pulley, 2:00 Plug Position	FO	80	12	7745-2N-0G	
V8 7.5L 460cid	1989-88	w/External Reg, w/12:00 Alt Plug, 100 Amp	FO	100	12	7705-12N	
V8 7.5L 460cid		w/External Reg, w/9:00 Alt Plug, 70 Amp	FO	100	12	7705-9N-6G	
V8 7.5L 460cid		w/External Reg, w/o Alt Plug, 40 Amp	FO	65	12	7078N	
V8 7.5L 460cid		w/External Reg, w/o Alt Plug, 60 Amp	FO	65	12	7078N	
V8 7.5L 460cid		w/pulley, w/Internal Reg, 60 Amp, 10:00 Plug Position	FO	80	12	7745-10N	
V8 7.5L 460cid		w/pulley, w/Internal Reg, 75 Amp, 10:00 Plug Position	FO	80	12	7745-10N	
V8 7.5L 460cid	1989-86	w/o pulley, 10:00 Plug Position	FO	80	12	7745-10N-0G	7745-10N-BBS
V8 7.5L 460cid		w/o pulley, w/Built-in BBS leads	FO	80	12	7745-10N-BBS	
V8 7.5L 460cid	1987-86	w/External Reg, w/12:00 Alt Plug, 100 Amp	FO	100	12	7705-12N	
V8 7.5L 460cid		w/External Reg, w/9:00 Alt Plug, 70 Amp	FO	100	12	7705-9N	
V8 7.5L 460cid		w/External Reg, w/o Alt Plug, 1-Groove Pulley, 40 Amp	FO	65	12	7078N	
V8 7.5L 460cid		w/External Reg, w/o Alt Plug, 2-Groove Pulley, 60 Amp	FO	65	12	7078N	
V8 7.5L 460cid		w/pulley, w/Internal Reg, 65 Amp, 10:00 Plug Position	FO	80	12	7745-10N	
V8 7.5L 460cid	1987-79	w/o Alt Plug, 1-Groove Pulley, 60 Amp	FO	65	12	7078N	

ALTERNATORS

ALTERNATORS AND GENERATORS

ENGINE	YEAR	APPLICATION	Mfg	Amp	Volt	PART NO.	OPT. NO.
Ford (Cont'd)							
E-350 Econoline (Cont'd)							
V8 7.5L 460cid	1985-79	w/12:00 Alt Plug, 100 Amp	FO	100	12	7705-12N	
V8 7.5L 460cid		w/9:00 Alt Plug, 70 Amp	FO	100	12	7705-9N	
V8 7.5L 460cid		w/o Alt Plug, 1-Groove Pulley, 40 Amp	FO	65	12	7078N	
V8 7.5L 460cid	1985-75	w/o Alt Plug, 2-Groove Pulley, 60 Amp	FO	65	12	7078N	
V8 7.5L 460cid	1978-75	w/Alt Plug, Opt. 90 Amp	FO	100	12	7705-9N	
V8 7.5L 460cid		w/Alt Plug, Std. 70 Amp	FO	100	12	7705-9N	
V8 7.5L 460cid		w/o Alt Plug, 1-Groove Pulley, 60 Amp	FO	65	12	7078N	
V8 7.5L 460cid	1977-75	w/o Alt Plug, 1-Groove Pulley, 40 Amp	FO	65	12	7078N	
V8 7.5L 460cid	1996	Opt. 130 Amp	FO	130	12	7756-3N-6G1	
V8 7.5L 460cid	1991	w/Internal Reg, 75 Amp	FO	80	12	7745-2N	
V8 7.5L 460cid	1990	w/Internal Reg, Opt. 75 Amp	FO	80	12	7745-2N	
V8 7.5L 460cid		w/Internal Reg, Std. 65 Amp	FO	80	12	7745-2N	
V8 7.5L 460cid	1978	w/o Alt Plug, 1-Groove Pulley, 40 Amp	FO	65	12	7078N	
E-350 Econoline Club Wagon							
L6 4.9L 300cid	1996-92	Opt. 130 Amp	FO	130	12	7756-3N-6G1	
L6 4.9L 300cid		Std. 95 Amp	FO	95	12	7755-3N	
L6 4.9L 300cid		w/o pulley	FO	130	12	7756-3N-0G	
L6 4.9L 300cid	1991-90	w/12:00 Alt Plug, 70 Amp	FO	100	12	7705-12N	
L6 4.9L 300cid		w/3:00 Alt Plug, 100 Amp	FO	100	12	7705-3N	
L6 4.9L 300cid	1989-87	w/External Reg, w/12:00 Alt Plug, 100 Amp	FO	100	12	7705-12N	
L6 4.9L 300cid		w/External Reg, w/3:00 Alt Plug, Opt. 100 Amp	FO	100	12	7705-3N	
L6 4.9L 300cid		w/External Reg, w/3:00 Alt Plug, Std. 70 Amp	FO	100	12	7705-3N	
L6 4.9L 300cid		w/External Reg, w/o Alt Plug, 40 Amp	FO	65	12	7078N	
L6 4.9L 300cid		w/External Reg, w/o Alt Plug, 60 Amp	FO	65	12	7078N	
L6 4.9L 300cid		w/pulley, w/Internal Reg, 60 Amp, 10:00 Plug Position	FO	80	12	7745-10N	
L6 4.9L 300cid	1989-86	w/o pulley, 10:00 Plug Position	FO	80	12	7745-10N-0G	7745-10N-BBS
L6 4.9L 300cid		w/o pulley, w/Built-in BBS leads	FO	80	12	7745-10N-BBS	
L6 4.9L 300cid	1985-79	w/12:00 Alt Plug, 100 Amp	FO	100	12	7705-12N	
L6 4.9L 300cid		w/9:00 Alt Plug, 70 Amp	FO	100	12	7705-9N	
L6 4.9L 300cid	1985-77	w/o Alt Plug, 40 Amp	FO	65	12	7078N	
L6 4.9L 300cid		w/o Alt Plug, 60 Amp	FO	65	12	7078N	
L6 4.9L 300cid	1978-77	w/Alt Plug, Opt. 90 Amp	FO	100	12	7705-9N	
L6 4.9L 300cid		w/Alt Plug, Std. 70 Amp	FO	100	12	7705-9N	
L6 4.9L 300cid	1986	w/External Reg, w/12:00 Alt Plug, 100 Amp	FO	100	12	7705-12N	
L6 4.9L 300cid		w/External Reg, w/9:00 Alt Plug, 70 Amp	FO	100	12	7705-9N	
L6 4.9L 300cid		w/External Reg, w/o Alt Plug, 40 Amp	FO	65	12	7078N	
L6 4.9L 300cid		w/External Reg, w/o Alt Plug, 60 Amp	FO	65	12	7078N	
L6 4.9L 300cid		w/pulley, w/Internal Reg, 65 Amp, 10:00 Plug Position	FO	80	12	7745-10N	
V10 6.8L 415cid	2002-97	Std. 95 Amp	FO	95	12	7790N	
V10 6.8L 415cid	2001-97	Opt. 130 Amp (Originally Equipped)	FO	130	12	7791N	
V10 6.8L 415cid	2002	Opt. 130 Amp, 6 Groove Pulley	FO	130	12	7776N	
V8 5.0L 302cid	1980-79	w/12:00 Alt Plug, 100 Amp	FO	100	12	7705-12N	
V8 5.0L 302cid		w/9:00 Alt Plug, 70 Amp	FO	100	12	7705-9N	
V8 5.0L 302cid		w/o Alt Plug, 1-Groove Pulley, 40 Amp	FO	65	12	7078N	
V8 5.0L 302cid		w/o Alt Plug, 1-Groove Pulley, 60 Amp	FO	65	12	7078N	
V8 5.0L 302cid		w/o Alt Plug, 2-Groove Pulley, 60 Amp	FO	65	12	7078N	
V8 5.4L 330cid	2002-97	Std. 95 Amp	FO	95	12	7790N	
V8 5.4L 330cid	2001-97	Opt. 130 Amp (Originally Equipped)	FO	130	12	7791N	
V8 5.4L 330cid	2002	Opt. 130 Amp, 6 Groove Pulley	FO	130	12	7776N	
V8 5.8L 351cid	1996-93	Opt. 130 Amp (Originally Equipped)	FO	130	12	7768N-6G2	
V8 5.8L 351cid		Opt. 130 Amp (Originally Equipped) w/o pulley	FO	130	12	7768N-0G	
V8 5.8L 351cid		Standard Unit, 95 Amp, 66mm Pulley OD	FO	95	12	7750N-6G2	
V8 5.8L 351cid		w/o pulley	FO	95	12	7750N-0G	
V8 5.8L 351cid	1991-90	w/External Reg, Opt. 100 Amp	FO	100	12	7705-3N	
V8 5.8L 351cid		w/External Reg, Std. 70 Amp	FO	100	12	7705-3N	
V8 5.8L 351cid		w/o pulley, 2:00 Plug Position	FO	80	12	7745-2N-0G	
V8 5.8L 351cid	1989-88	w/External Reg, w/12:00 Alt Plug, 100 Amp	FO	100	12	7705-12N	
V8 5.8L 351cid		w/External Reg, w/9:00 Alt Plug, 70 Amp	FO	100	12	7705-9N-6G	
V8 5.8L 351cid		w/External Reg, w/o Alt Plug, 40 Amp	FO	65	12	7078N	
V8 5.8L 351cid		w/External Reg, w/o Alt Plug, 60 Amp	FO	65	12	7078N	
V8 5.8L 351cid		w/pulley, w/Internal Reg, 60 Amp, 10:00 Plug Position	FO	80	12	7745-10N	
V8 5.8L 351cid		w/pulley, w/Internal Reg, 75 Amp, 10:00 Plug Position	FO	80	12	7745-10N	
V8 5.8L 351cid	1989-86	w/o pulley, 10:00 Plug Position	FO	80	12	7745-10N-0G	7745-10N-BBS
V8 5.8L 351cid		w/o pulley, w/Built-in BBS leads	FO	80	12	7745-10N-BBS	
V8 5.8L 351cid	1987-86	w/External Reg, w/12:00 Alt Plug, 100 Amp	FO	100	12	7705-12N	

ALTERNATORS

ALTERNATORS AND GENERATORS

ENGINE	YEAR	APPLICATION	Mfg	Amp	Volt	PART NO.	OPT. NO.
Ford (Cont'd)							
E-350 Econoline Club Wagon (Cont'd)							
V8 5.8L 351cid	1987-86	w/External Reg, w/9:00 Alt Plug, 70 Amp	FO	100	12	7705-9N	
V8 5.8L 351cid		w/External Reg, w/o Alt Plug, 1-Groove Pulley, 40 Amp	FO	65	12	7078N	
V8 5.8L 351cid		w/External Reg, w/o Alt Plug, 2-Groove Pulley, 60 Amp	FO	65	12	7078N	
V8 5.8L 351cid		w/pulley, w/Internal Reg, 65 Amp, 10:00 Plug Position	FO	80	12	7745-10N	
V8 5.8L 351cid	1987-77	w/o Alt Plug, 1-Groove Pulley, 60 Amp	FO	65	12	7078N	
V8 5.8L 351cid	1985-79	w/12:00 Alt Plug, 100 Amp	FO	100	12	7705-12N	
V8 5.8L 351cid		w/9:00 Alt Plug, 70 Amp	FO	100	12	7705-9N	
V8 5.8L 351cid	1985-77	w/o Alt Plug, 1-Groove Pulley, 40 Amp	FO	65	12	7078N	
V8 5.8L 351cid		w/o Alt Plug, 2-Groove Pulley, 60 Amp	FO	65	12	7078N	
V8 5.8L 351cid	1978-77	w/Alt Plug, Opt. 90 Amp	FO	100	12	7705-9N	
V8 5.8L 351cid		w/Alt Plug, Std. 70 Amp	FO	100	12	7705-9N	
V8 5.8L 351cid	1992	Opt. 130 Amp	FO	130	12	7756-3N-6G2	
V8 5.8L 351cid		Std. 95 Amp	FO	95	12	7749-3N-6G2	
V8 5.8L 351cid		Std. 95 Amp, w/o pulley	FO	95	12	7749-3N-0G	
V8 5.8L 351cid		w/o pulley	FO	130	12	7756-3N-0G	
V8 5.8L 351cid	1991	w/Internal Reg, 75 Amp	FO	80	12	7745-2N	
V8 5.8L 351cid	1990	w/Internal Reg, Opt. 75 Amp	FO	80	12	7745-2N	
V8 5.8L 351cid		w/Internal Reg, Std. 60 Amp	FO	80	12	7745-2N	
V8 6.6L 400cid	1982-80	w/12:00 Alt Plug, 100 Amp	FO	100	12	7705-12N	
V8 6.6L 400cid		w/9:00 Alt Plug, 70 Amp	FO	100	12	7705-9N	
V8 6.6L 400cid		w/o Alt Plug, 1-Groove Pulley, 40 Amp	FO	65	12	7078N	
V8 6.6L 400cid		w/o Alt Plug, 1-Groove Pulley, 60 Amp	FO	65	12	7078N	
V8 6.6L 400cid		w/o Alt Plug, 2-Groove Pulley, 60 Amp	FO	65	12	7078N	
V8 6.9L 420cid	1987-86	Diesel, w/External Reg, w/12:00 Alt Plug, 100 Amp	FO	100	12	7705-12N	
V8 6.9L 420cid		Diesel, w/External Reg, w/9:00 Alt Plug, 70 Amp	FO	100	12	7705-9N	
V8 6.9L 420cid		Diesel, w/External Reg, w/o Alt Plug, 60 Amp	FO	65	12	7078N	
V8 6.9L 420cid		Diesel, w/o pulley, 10:00 Plug Position	FO	80	12	7745-10N-0G	7745-10N-BBS
V8 6.9L 420cid		Diesel, w/o pulley, w/Built-in BBS leads	FO	80	12	7745-10N-BBS	
V8 6.9L 420cid		Diesel, w/pulley, w/Internal Reg, 60 Amp, 10:00 Plug Position ...	FO	80	12	7745-10N	
V8 6.9L 420cid	1985-83	Diesel, w/12:00 Alt Plug, 100 Amp	FO	100	12	7705-12N	
V8 6.9L 420cid		Diesel, w/9:00 Alt Plug, 70 Amp	FO	100	12	7705-9N	
V8 6.9L 420cid		Diesel, w/o Alt Plug, 60 Amp	FO	65	12	7078N	
V8 7.3L 445cid	2002-99	Diesel, LN IR/ IF, 230A upgrade, 3 Bolt Pad Mount	LN	230	12	7341N	
V8 7.3L 445cid		Diesel, w/Ambulance Pkg. Bottom Unit, 110 Amp (Originally Equipped)	FO	110	12	7798N	
V8 7.3L 445cid		Diesel, w/Ambulance Pkg. Top Unit, 110 Amp (Originally Equipped)	FO	110	12	7797N	
V8 7.3L 445cid		Diesel, w/o Ambulance Pkg. 130 Amp (Originally Equipped)	FO	130	12	7768N-8G	
V8 7.3L 445cid		Diesel, w/o Ambulance Pkg. 130 Amp (Originally Equipped) w/o pulley	FO	130	12	7768N-0G	
V8 7.3L 445cid	1998-95	Diesel, Mitsubishi Unit, 215 Amp	MI	215	12	12075N	
V8 7.3L 445cid		Diesel, Motorcraft Unit, 130 Amp (Originally Equipped)	FO	130	12	7768N-8G	
V8 7.3L 445cid	1998-92	Diesel, Leece Neville Unit, OE # 7711JA	LN	165	12	7772N	
V8 7.3L 445cid		Diesel, Motorcraft Unit, 130 Amp (Originally Equipped) w/o pulley	FO	130	12	7768N-0G	
V8 7.3L 445cid	1998-88	Diesel, Leece Neville Unit, OE # 7706JA	LN	165	12	7767N	
V8 7.3L 445cid	1994-93	Diesel, Motorcraft Unit, 130 Amp (Originally Equipped)	FO	130	12	7768N-6G2	
V8 7.3L 445cid	1991-90	Diesel, Ford Unit, 100 Amp	FO	100	12	7705-3N	
V8 7.3L 445cid	1989-88	Diesel, Ford Unit, w/External Reg, w/12:00 Alt Plug, 100 Amp ...	FO	100	12	7705-12N	
V8 7.3L 445cid		Diesel, Ford Unit, w/External Reg, w/9:00 Alt Plug, 70 Amp	FO	100	12	7705-9N	
V8 7.3L 445cid		Diesel, Ford Unit, w/pulley, w/Internal Reg, 60 Amp, 10:00 Plug Position	FO	80	12	7745-10N	
V8 7.3L 445cid		Diesel, w/o pulley, 10:00 Plug Position	FO	80	12	7745-10N-0G	7745-10N-BBS
V8 7.3L 445cid		Diesel, w/o pulley, w/Built-in BBS leads	FO	80	12	7745-10N-BBS	
V8 7.3L 445cid	1993	Diesel, Opt. Leece Neville # 7711JA	LN	165	12	7772N	
V8 7.3L 445cid	1992	Diesel, Ford Unit, 2-Groove Pulley, 130 Amp	FO	130	12	7756-3N-2G	
V8 7.3L 445cid		Diesel, Ford Unit, 6-Groove Pulley, 130 Amp (Originally Equipped)	FO	130	12	7768N-6G2	
V8 7.3L 445cid		Diesel, w/o pulley	FO	130	12	7756-3N-0G	
V8 7.3L 445cid	1989	Diesel, Opt. 100 Amp, w/External Reg	FO	100	12	7705-12N	
V8 7.5L 460cid	1996-92	Std. 95 Amp	FO	95	12	7749-3N-6G2	
V8 7.5L 460cid		Std. 95 Amp, w/o pulley	FO	95	12	7749-3N-0G	
V8 7.5L 460cid		w/o pulley	FO	130	12	7756-3N-0G	
V8 7.5L 460cid	1995-92	Opt. 130 Amp	FO	130	12	7756-3N-6G2	
V8 7.5L 460cid	1991-90	w/External Reg, 100 Amp	FO	100	12	7705-3N	
V8 7.5L 460cid		w/o pulley, 2:00 Plug Position	FO	80	12	7745-2N-0G	

ALTERNATORS

ALTERNATORS AND GENERATORS

ENGINE	YEAR	APPLICATION	Mfg	Amp	Volt	PART NO.	OPT. NO.
Ford (Cont'd)							
E-350 Econoline Club Wagon (Cont'd)							
V8 7.5L 460cid	1989-88	w/External Reg, w/12:00 Alt Plug, 100 Amp	FO	100	12	7705-12N	
V8 7.5L 460cid		w/External Reg, w/9:00 Alt Plug, 70 Amp	FO	100	12	7705-9N-6G	
V8 7.5L 460cid		w/External Reg, w/o Alt Plug, 40 Amp	FO	65	12	7078N	
V8 7.5L 460cid		w/External Reg, w/o Alt Plug, 60 Amp	FO	65	12	7078N	
V8 7.5L 460cid		w/pulley, w/Internal Reg, 60 Amp, 10:00 Plug Position	FO	80	12	7745-10N	
V8 7.5L 460cid		w/pulley, w/Internal Reg, 75 Amp, 10:00 Plug Position	FO	80	12	7745-10N	
V8 7.5L 460cid	1989-86	w/o pulley, 10:00 Plug Position	FO	80	12	7745-10N-0G	7745-10N-BBS
V8 7.5L 460cid		w/o pulley, w/Built-in BBS leads	FO	80	12	7745-10N-BBS	
V8 7.5L 460cid	1987-86	w/External Reg, w/12:00 Alt Plug, 100 Amp	FO	100	12	7705-12N	
V8 7.5L 460cid		w/External Reg, w/9:00 Alt Plug, 70 Amp	FO	100	12	7705-9N	
V8 7.5L 460cid		w/External Reg, w/o Alt Plug, 1-Groove Pulley, 40 Amp	FO	65	12	7078N	
V8 7.5L 460cid		w/External Reg, w/o Alt Plug, 2-Groove Pulley, 60 Amp	FO	65	12	7078N	
V8 7.5L 460cid		w/pulley, w/Internal Reg, 65 Amp, 10:00 Plug Position	FO	80	12	7745-10N	
V8 7.5L 460cid	1987-79	w/o Alt Plug, 1-Groove Pulley, 60 Amp	FO	65	12	7078N	
V8 7.5L 460cid	1985-79	w/12:00 Alt Plug, 100 Amp	FO	100	12	7705-12N	
V8 7.5L 460cid		w/9:00 Alt Plug, 70 Amp	FO	100	12	7705-9N	
V8 7.5L 460cid		w/o Alt Plug, 1-Groove Pulley, 40 Amp	FO	65	12	7078N	
V8 7.5L 460cid	1985-77	w/o Alt Plug, 2-Groove Pulley, 60 Amp	FO	65	12	7078N	
V8 7.5L 460cid	1978-77	w/Alt Plug, Opt. 90 Amp	FO	100	12	7705-9N	
V8 7.5L 460cid		w/Alt Plug, Std. 70 Amp	FO	100	12	7705-9N	
V8 7.5L 460cid		w/o Alt Plug, 1-Groove Pulley, 60 Amp	FO	65	12	7078N	
V8 7.5L 460cid	1996	Opt. 130 Amp	FO	130	12	7756-3N-6G1	
V8 7.5L 460cid	1991	w/Internal Reg, 75 Amp	FO	80	12	7745-2N	
V8 7.5L 460cid	1990	w/Internal Reg, Opt. 75 Amp	FO	80	12	7745-2N	
V8 7.5L 460cid		w/Internal Reg, Std. 65 Amp	FO	80	12	7745-2N	
V8 7.5L 460cid	1978	w/o Alt Plug, 1-Groove Pulley, 40 Amp	FO	65	12	7078N	
V8 7.5L 460cid	1977	w/o Alt Plug, 1-Groove Pulley, 40 Amp	FO	65	12	7078N	
E-350 Super Duty							
V10 6.8L 415cid	2014-11	VIN S, 120 Amp	MI	120	12	11274R	
V10 6.8L 415cid	2012-11	VIN S, 155 Amp	ND	155	12	11432R	
V10 6.8L 415cid	2010-09	Mitsubishi Unit, 120 Amp	MI	120	12	11274R	
V10 6.8L 415cid	2008-07	w/D Shaped Alt Plug, 130 Amp	FO	130	12	7764N-6G	
V10 6.8L 415cid	2008-05	w/Oval Alt Plug, 135 Amp	FO	135	12	8473N	
V10 6.8L 415cid	2008-04	w/o pulley	FO	130	12	7764N-0G	
V10 6.8L 415cid	2006-04	Opt. 130 Amp, 6 Groove Pulley	FO	130	12	7776N	
V10 6.8L 415cid		w/D Shaped Alt Plug, w/Battery Post Extension, 95 Amp	FO	95	12	7790N	
V10 6.8L 415cid		w/D Shaped Alt Plug, w/o Battery Post Extension, 130 Amp	FO	130	12	7764N-6G	
V10 6.8L 415cid	2009	NDenso Unit, Std. OE # 104210-5860, 150 Amp	ND	155	12	11432R	
V10 6.8L 415cid	2004	w/Oval Alt Plug, 135 Amp	FO	135	12	8473N	
V8 5.4L 330cid	2014-11	VIN L, 120 Amp	MI	120	12	11274R	
V8 5.4L 330cid	2012-11	VIN L, 155 Amp	ND	155	12	11432R	
V8 5.4L 330cid	2008-07	w/D Shaped Alt Plug, 130 Amp	FO	130	12	7764N-6G	
V8 5.4L 330cid	2008-05	w/Oval Alt Plug, 135 Amp	FO	135	12	8473N	
V8 5.4L 330cid	2008-04	w/o pulley	FO	130	12	7764N-0G	
V8 5.4L 330cid	2006-04	w/D Shaped Alt Plug, w/Battery Post Extension, 95 Amp	FO	95	12	7790N	
V8 5.4L 330cid		w/D Shaped Alt Plug, w/o Battery Post Extension, 130 Amp	FO	130	12	7764N-6G	
V8 5.4L 330cid	2005-04	Opt. 130 Amp, 6 Groove Pulley	FO	130	12	7776N	
V8 5.4L 330cid	2010	Mitsubishi Unit	MI	120	12	11274R	
V8 5.4L 330cid		NDenso Unit, OE # 104210-5860	ND	155	12	11432R	
V8 5.4L 330cid	2009	Mitsubishi Unit, 120 Amp	MI	120	12	11274R	
V8 5.4L 330cid		NDenso Unit, Std. OE # 104210-5860, 150 Amp	ND	155	12	11432R	
V8 5.4L 330cid	2004	w/Oval Alt Plug, 135 Amp	FO	135	12	8473N	
V8 6.0L 363cid	2010-09	Diesel, Dual Alt System, Bottom Unit	FO	120	12	8477N	
V8 6.0L 363cid		Diesel, Dual Alt System, Top Unit (Originally Equipped)	FO	135	12	8307N	
V8 6.0L 363cid		Diesel, Exc. Dual Alt System, 140 Amp	FO	135	12	8307N	
V8 6.0L 363cid	2010-06	Diesel, Exc. Dual Alt System, 110 Amp	FO	110	12	8306N	
V8 6.0L 363cid	2009-07	Diesel, LN IR/ IF, 230A upgrade, 3 Bolt Pad Mount	LN	230	12	7341N	
V8 6.0L 363cid	2008-06	Diesel, Dual Alt System, Bottom Unit, 120 Amp	FO	120	12	8477N	
V8 6.0L 363cid		Diesel, Dual Alt System, Top Unit, 135 Amp (Originally Equipped)	FO	135	12	8307N	
V8 6.0L 363cid	2005-04	Diesel, Dual Alt System, Bottom Unit, 110 Amp	FO	120	12	8308N	
V8 6.0L 363cid		Diesel, Dual Alt System, Top Unit, 135 Amp (Originally Equipped)	FO	135	12	8307N	
V8 6.0L 363cid	2010	Diesel, LN IR/ IF, 230A upgrade, 3 Bolt Pad Mount	LN	230	12	7341N	
V8 6.0L 363cid	2005	Diesel, Exc. Dual Alt System, From 7/20/04, 110 Amp	FO	110	12	8306N	

ALTERNATORS

ALTERNATORS AND GENERATORS

ENGINE	YEAR	APPLICATION	Mfg	Amp	Volt	PART NO.	OPT. NO.
Ford (Cont'd)							
E-350 Super Duty (Cont'd)							
V8 6.0L 363cid	2005	Diesel, Exc. Dual Alt System, To 7/20/04, 110 Amp	FO	110	12	8306N	
V8 6.0L 363cid	2004	Diesel, Exc. Dual Alt System, 110 Amp	FO	110	12	8306N	
V8 6.0L 363cid		Diesel, LN IR/ IF, 230A upgrade, 3 Bolt Pad Mount	LN	230	12	7341N	
E-450 Econoline Super Duty							
V10 6.8L 415cid	2002-00	Std. 95 Amp	FO	95	12	7790N	
V10 6.8L 415cid	2001-00	Opt. 130 Amp (Originally Equipped)	FO	130	12	7791N	
V10 6.8L 415cid	2002	Opt. 130 Amp, 6 Groove Pulley	FO	130	12	7776N	
V10 6.8L 415cid		Std. 95 Amp	FO	95	12	7790N	
V8 5.4L 330cid	2002-00	Std. 95 Amp	FO	95	12	7790N	
V8 5.4L 330cid	2001-00	Opt. 130 Amp (Originally Equipped)	FO	130	12	7791N	
V8 5.4L 330cid	2002	Opt. 130 Amp, 6 Groove Pulley	FO	130	12	7776N	
V8 7.3L 445cid	2002-00	Diesel, LN IR/ IF, 230A upgrade, 3 Bolt Pad Mount	LN	230	12	7341N	
V8 7.3L 445cid		Diesel, w/Ambulance Pkg. Bottom Unit, 110 Amp (Originally Equipped)	FO	110	12	7798N	
V8 7.3L 445cid		Diesel, w/Ambulance Pkg. Top Unit, 110 Amp (Originally Equipped)	FO	110	12	7797N	
V8 7.3L 445cid		Diesel, w/o Ambulance Pkg. 130 Amp (Originally Equipped)	FO	130	12	7768N-8G	
V8 7.3L 445cid		Diesel, w/o Ambulance Pkg. 130 Amp (Originally Equipped) w/o pulley	FO	130	12	7768N-0G	
V8 7.3L 445cid	2002	w/Ambulance Pkg. Bottom Unit, 110 Amp	FO	110	12	7798N	
V8 7.3L 445cid		w/Ambulance Pkg. Top Unit	FO	110	12	7797N	
E-450 Econoline Super Duty Stripped							
V10 6.8L 415cid	2002-00	Std. 95 Amp	FO	95	12	7790N	
V10 6.8L 415cid	2001-00	Opt. 130 Amp (Originally Equipped)	FO	130	12	7791N	
V10 6.8L 415cid	2002	Opt. 130 Amp, 6 Groove Pulley	FO	130	12	7776N	
V8 5.4L 330cid	2002-00	Std. 95 Amp	FO	95	12	7790N	
V8 5.4L 330cid	2001-00	Opt. 130 Amp (Originally Equipped)	FO	130	12	7791N	
V8 5.4L 330cid	2002	Opt. 130 Amp, 6 Groove Pulley	FO	130	12	7776N	
V8 7.3L 445cid	2002-00	Diesel, LN IR/ IF, 230A upgrade, 3 Bolt Pad Mount	LN	230	12	7341N	
V8 7.3L 445cid		Diesel, w/Ambulance Pkg. Bottom Unit, 110 Amp (Originally Equipped)	FO	110	12	7798N	
V8 7.3L 445cid		Diesel, w/Ambulance Pkg. Top Unit, 110 Amp (Originally Equipped)	FO	110	12	7797N	
V8 7.3L 445cid		Diesel, w/o Ambulance Pkg. 130 Amp (Originally Equipped)	FO	130	12	7768N-8G	
V8 7.3L 445cid		Diesel, w/o Ambulance Pkg. 130 Amp (Originally Equipped) w/o pulley	FO	130	12	7768N-0G	
E-450 Super Duty							
V10 6.8L 415cid	2014-11	VIN S, 120 Amp	MI	120	12	11274R	
V10 6.8L 415cid	2012-11	VIN S, 155 Amp	ND	155	12	11432R	
V10 6.8L 415cid	2008-07	w/D Shaped Alt Plug, 130 Amp	FO	130	12	7764N-6G	
V10 6.8L 415cid	2008-05	w/Oval Alt Plug, 135 Amp	FO	135	12	8473N	
V10 6.8L 415cid	2008-04	w/o pulley	FO	130	12	7764N-0G	
V10 6.8L 415cid	2006-04	w/D Shaped Alt Plug, w/Battery Post Extension, 95 Amp	FO	95	12	7790N	
V10 6.8L 415cid		w/D Shaped Alt Plug, w/o Battery Post Extension, 130 Amp	FO	130	12	7764N-6G	
V10 6.8L 415cid	2006-03	Opt. 130 Amp, 6 Groove Pulley	FO	130	12	7776N	
V10 6.8L 415cid		Opt. 130 Amp, 8 Groove Pulley, w/o B+ Extension	FO	130	12	7764N-8G	
V10 6.8L 415cid	2010	Mitsubishi Unit	MI	120	12	11274R	
V10 6.8L 415cid	2009	Mitsubishi Unit, 120 Amp	MI	120	12	11274R	
V10 6.8L 415cid		NDenso Unit, Std. OE # 104210-5860, 150 Amp	ND	155	12	11432R	
V10 6.8L 415cid	2004	w/Oval Alt Plug, 135 Amp	FO	135	12	8473N	
V10 6.8L 415cid	2003	Std. 95 Amp	FO	95	12	7790N	
V8 5.4L 330cid	2014-11	VIN L, 120 Amp	MI	120	12	11274R	
V8 5.4L 330cid	2012-11	VIN L, 155 Amp	ND	155	12	11432R	
V8 5.4L 330cid	2008-07	w/D Shaped Alt Plug, 130 Amp	FO	130	12	7764N-6G	
V8 5.4L 330cid	2008-06	w/Oval Alt Plug, 135 Amp	FO	135	12	8473N	
V8 5.4L 330cid	2008-04	w/o pulley	FO	130	12	7764N-0G	
V8 5.4L 330cid	2006-04	w/D Shaped Alt Plug, w/Battery Post Extension, 95 Amp	FO	95	12	7790N	
V8 5.4L 330cid		w/D Shaped Alt Plug, w/o Battery Post Extension, 130 Amp	FO	130	12	7764N-6G	
V8 5.4L 330cid	2004-03	Opt. 130 Amp, 6 Groove Pulley	FO	130	12	7776N	
V8 5.4L 330cid	2010	Mitsubishi Unit	MI	120	12	11274R	
V8 5.4L 330cid		NDenso Unit, OE # 104210-5860	ND	155	12	11432R	
V8 5.4L 330cid	2009	Mitsubishi Unit, 120 Amp	MI	120	12	11274R	
V8 5.4L 330cid		NDenso Unit, Std. OE # 104210-5860, 150 Amp	ND	155	12	11432R	
V8 5.4L 330cid	2004	w/Oval Alt Plug, 135 Amp	FO	135	12	8473N	

ALTERNATORS AND GENERATORS

ENGINE	YEAR	APPLICATION	Mfg	Amp	Volt	PART NO.	OPT. NO.
Ford (Cont'd)							
E-450 Super Duty (Cont'd)							
V8 5.4L 330cid	2003	Std. 95 Amp	FO	95	12	7790N	
V8 6.0L 363cid	2008-06	Diesel, Dual Alt System, Bottom Unit, 120 Amp	FO	120	12	8477N	
V8 6.0L 363cid		Diesel, Dual Alt System, Top Unit, 135 Amp (Originally Equipped)	FO	135	12	8307N	
V8 6.0L 363cid	2007-04	Diesel, Exc. Dual Alt System, 110 Amp	FO	110	12	8306N	
V8 6.0L 363cid		Dual System (Bottom - 12/5/05-On)	FO	120	12	8477N	
V8 6.0L 363cid	2005-04	Dual System (Bottom - To 12/5/05)	FO	120	12	8308N	
V8 6.0L 363cid		Diesel, Dual Alt System, Bottom Unit, 110 Amp	FO	120	12	8308N	
V8 6.0L 363cid	2005	Diesel, Dual Alt System, Top Unit, 135 Amp (Originally Equipped)	FO	135	12	8307N	
V8 6.0L 363cid		Diesel, Exc. Dual Alt System, From 7/20/04, 110 Amp	FO	110	12	8306N	
V8 6.0L 363cid	2004	Diesel, Exc. Dual Alt System, To 7/20/04, 110 Amp	FO	110	12	8306N	
V8 6.0L 363cid		Diesel, Exc. Dual Alt System, 110 Amp	FO	110	12	8306N	
V8 6.0L 363cid	2003	Diesel, LN IR/ IF, 230A upgrade, 3 Bolt Pad Mount	LN	230	12	7341N	
V8 6.0L 363cid		Single System, To 9/15/04, 105 Amp	FO	110	12	8306N	
V8 7.3L 445cid		Diesel, LN IR/ IF, 230A upgrade, 3 Bolt Pad Mount	LN	230	12	7341N	
V8 7.3L 445cid		Diesel, w/Ambulance Pkg. Bottom Unit, 110 Amp (Originally Equipped)	FO	110	12	7798N	
V8 7.3L 445cid		Diesel, w/Ambulance Pkg. Top Unit, 110 Amp (Originally Equipped)	FO	110	12	7797N	
V8 7.3L 445cid		Diesel, w/o Ambulance Pkg. 130 Amp (Originally Equipped)	FO	130	12	7768N-8G	
V8 7.3L 445cid		Diesel, w/o Ambulance Pkg. 130 Amp (Originally Equipped) w/o pulley	FO	130	12	7768N-0G	
V8 7.3L 445cid		w/Ambulance Pkg. Bottom Unit, 110 Amp	FO	110	12	7798N	
V8 7.3L 445cid		w/Ambulance Pkg. Top Unit	FO	110	12	7797N	
E-450 Super Duty Stripped Chassis							
V10 6.8L 415cid	2003	Opt. 130 Amp, 6 Groove Pulley	FO	130	12	7776N	
V10 6.8L 415cid		Opt. 130 Amp, 8 Groove Pulley, w/o B+ Extension	FO	130	12	7764N-8G	
V10 6.8L 415cid		Std. 95 Amp	FO	95	12	7790N	
V8 5.4L 330cid		Opt. 130 Amp, 6 Groove Pulley	FO	130	12	7776N	
V8 5.4L 330cid		Std. 95 Amp	FO	95	12	7790N	
V8 7.3L 445cid		Diesel, LN IR/ IF, 230A upgrade, 3 Bolt Pad Mount	LN	230	12	7341N	
V8 7.3L 445cid		Diesel, w/Ambulance Pkg. Bottom Unit, 110 Amp (Originally Equipped)	FO	110	12	7798N	
V8 7.3L 445cid		Diesel, w/Ambulance Pkg. Top Unit, 110 Amp (Originally Equipped)	FO	110	12	7797N	
V8 7.3L 445cid		Diesel, w/o Ambulance Pkg. 130 Amp (Originally Equipped)	FO	130	12	7768N-8G	
V8 7.3L 445cid		Diesel, w/o Ambulance Pkg. 130 Amp (Originally Equipped) w/o pulley	FO	130	12	7768N-0G	
E-550 Econoline Super Duty							
V10 6.8L 415cid	2002	Std. 95 Amp	FO	95	12	7790N	
V8 7.3L 445cid		Diesel, LN IR/ IF, 230A upgrade, 3 Bolt Pad Mount	LN	230	12	7341N	
V8 7.3L 445cid		Diesel, w/Ambulance Pkg. Bottom Unit, 110 Amp (Originally Equipped)	FO	110	12	7798N	
V8 7.3L 445cid		Diesel, w/Ambulance Pkg. Top Unit, 110 Amp (Originally Equipped)	FO	110	12	7797N	
V8 7.3L 445cid		Diesel, w/o Ambulance Pkg. 130 Amp (Originally Equipped)	FO	130	12	7768N-8G	
V8 7.3L 445cid		Diesel, w/o Ambulance Pkg. 130 Amp (Originally Equipped) w/o pulley	FO	130	12	7768N-0G	
E-550 Super Duty							
V10 6.8L 415cid	2003	Opt. 130 Amp, 6 Groove Pulley	FO	130	12	7776N	
V10 6.8L 415cid		Std. 95 Amp	FO	95	12	7790N	
V8 7.3L 445cid		Diesel, LN IR/ IF, 230A upgrade, 3 Bolt Pad Mount	LN	230	12	7341N	
V8 7.3L 445cid		Diesel, w/Ambulance Pkg. Bottom Unit, 110 Amp (Originally Equipped)	FO	110	12	7798N	
V8 7.3L 445cid		Diesel, w/Ambulance Pkg. Top Unit, 110 Amp (Originally Equipped)	FO	110	12	7797N	
V8 7.3L 445cid		Diesel, w/o Ambulance Pkg. 130 Amp (Originally Equipped)	FO	130	12	7768N-8G	
V8 7.3L 445cid		Diesel, w/o Ambulance Pkg. 130 Amp (Originally Equipped) w/o pulley	FO	130	12	7768N-0G	
Econoline Super Duty							
V10 6.8L 415cid	1999-97	Opt. 130 Amp (Originally Equipped)	FO	130	12	7791N	
V10 6.8L 415cid		Std. 95 Amp	FO	95	12	7790N	
V8 5.4L 330cid		Opt. 130 Amp (Originally Equipped)	FO	130	12	7791N	

ALTERNATORS AND GENERATORS

ENGINE	YEAR	APPLICATION	Mfg	Amp	Volt	PART NO.	OPT. NO.
Ford (Cont'd)							
Econoline Super Duty (Cont'd)							
V8 5.4L 330cid	1999-97	Std. 95 Amp	FO	95	12	7790N	
V8 5.8L 351cid	1996	Opt. 130 Amp (Originally Equipped)	FO	130	12	7768N-6G2	
V8 5.8L 351cid		Opt. 130 Amp (Originally Equipped) w/o pulley	FO	130	12	7768N-0G	
V8 5.8L 351cid		Standard Unit, 95 Amp, 66mm Pulley OD	FO	95	12	7750N-6G2	
V8 5.8L 351cid		w/o pulley	FO	95	12	7750N-0G	
V8 7.3L 445cid	1998-96	Diesel, Leece Neville Unit, OE # 7706JA	LN	165	12	7767N	
V8 7.3L 445cid		Diesel, Leece Neville Unit, OE # 7711JA	LN	165	12	7772N	
V8 7.3L 445cid		Diesel, Mitsubishi Unit, 215 Amp	MI	215	12	12075N	
V8 7.3L 445cid		Diesel, Motorcraft Unit, 130 Amp (Originally Equipped)	FO	130	12	7768N-8G	
V8 7.3L 445cid		Diesel, Motorcraft Unit, 130 Amp (Originally Equipped) w/o pulley	FO	130	12	7768N-0G	
V8 7.3L 445cid	1999	Diesel, LN IR/ IF, 230A upgrade, 3 Bolt Pad Mount	LN	230	12	7341N	
V8 7.3L 445cid		Diesel, w/Ambulance Pkg. Bottom Unit, 110 Amp (Originally Equipped)	FO	110	12	7798N	
V8 7.3L 445cid		Diesel, w/Ambulance Pkg. Top Unit, 110 Amp (Originally Equipped)	FO	110	12	7797N	
V8 7.3L 445cid		Diesel, w/o Ambulance Pkg. 130 Amp (Originally Equipped)	FO	130	12	7768N-8G	
V8 7.3L 445cid		Diesel, w/o Ambulance Pkg. 130 Amp (Originally Equipped) w/o pulley	FO	130	12	7768N-0G	
V8 7.5L 460cid	1996	Opt. 130 Amp	FO	130	12	7756-3N-6G1	
V8 7.5L 460cid		Std. 95 Amp	FO	95	12	7749-3N-6G2	
V8 7.5L 460cid		Std. 95 Amp, w/o pulley	FO	95	12	7749-3N-0G	
V8 7.5L 460cid		w/o pulley	FO	130	12	7756-3N-0G	
Excursion							
V10 6.8L 415cid	2005-02	110 Amp, 6 Groove Pulley	FO	110	12	8310N	
V10 6.8L 415cid	2005-00	Opt. 130 Amp, 6 Groove Pulley	FO	130	12	7776N	
V10 6.8L 415cid	2001-00	Opt. 130 Amp, 8 Groove Pulley	FO	130	12	7764N-8G	
V8 5.4L 330cid	2005-02	110 Amp, 6 Groove Pulley	FO	110	12	8310N	
V8 5.4L 330cid	2005-00	Opt. 130 Amp, 6 Groove Pulley	FO	130	12	7776N	
V8 5.4L 330cid	2001-00	Opt. 130 Amp, 8 Groove Pulley	FO	130	12	7764N-8G	
V8 6.0L 363cid	2005-04	Diesel, LN IR/ IF, 230A upgrade, 3 Bolt Pad Mount	LN	230	12	7341N	
V8 6.0L 363cid		Diesel, Single System, To 9/15/04, 105 Amp	FO	110	12	8306N	
V8 6.0L 363cid	2005	Diesel, From 9/14/04	FO	110	12	8479N	
V8 6.0L 363cid	2003	Diesel, Ford Unit, 110 Amp	FO	110	12	8306N	
V8 6.0L 363cid		Diesel, LN IR/ IF, 230A upgrade, 3 Bolt Pad Mount	LN	230	12	7341N	
V8 7.3L 445cid	2003-02	Diesel, 105 Amp	FO	110	12	8316N	
V8 7.3L 445cid		Diesel, LN IR/ IF, 230A upgrade, 3 Bolt Pad Mount	LN	230	12	7341N	
V8 7.3L 445cid	2001-00	Diesel, Ford Unit, 110 Amp	FO	110	12	7796N	
V8 7.3L 445cid		Diesel, LN IR/ IF, 230A upgrade, 3 Bolt Pad Mount	LN	230	12	7341N	
F Super Duty							
V8 7.3L 445cid	1997-96	VIN F, 130 Amp, Exc. Ambulance, Optional Unit	FO	130	12	7768N-6G1	
V8 7.3L 445cid		VIN F, 130 Amp, Exc. Ambulance, Optional Unit, w/o pulley	FO	130	12	7768N-0G	
V8 7.3L 445cid		VIN F, 130 Amp, Exc. Ambulance, Standard Unit	FO	130	12	7768N-6G1	
V8 7.3L 445cid		VIN F, 130 Amp, Exc. Ambulance, Standard Unit, w/o pulley	FO	130	12	7768N-0G	
V8 7.3L 445cid	1997-95	VIN F, 165 Amp, Ambulance	LN	165	12	7772N	
V8 7.3L 445cid		VIN F, 215 Amp, Exc. Ambulance	MI	215	12	12075N	
V8 7.3L 445cid	1994-93	VIN M, 165 Amp, Ambulance	LN	165	12	7772N	
V8 7.3L 445cid	1994-92	VIN M, 130 Amp, Exc. Ambulance	FO	130	12	7768N-6G2	
V8 7.3L 445cid		VIN M, 130 Amp, Exc. Ambulance, w/o pulley	FO	130	12	7768N-0G	
V8 7.3L 445cid	1992-90	VIN M, 70 Amp, Exc. Ambulance	FO	100	12	7705-9N	
V8 7.3L 445cid	1991-90	VIN M, 165 Amp, Ambulance	LN	165	12	7767N	
V8 7.3L 445cid	1989-88	VIN M, 165 Amp	LN	165	12	7767N	
V8 7.3L 445cid		VIN M, 70 Amp	FO	100	12	7705-9N	
V8 7.3L 445cid	1995	VIN F, 130 Amp, Exc. Ambulance	FO	130	12	7768N-6G2	
V8 7.3L 445cid		VIN F, 130 Amp, Exc. Ambulance, w/o pulley	FO	130	12	7768N-0G	
V8 7.3L 445cid	1994	VIN K, 130 Amp, Exc. Ambulance	FO	130	12	7768N-6G2	
V8 7.3L 445cid		VIN K, 130 Amp, Exc. Ambulance, w/o pulley	FO	130	12	7768N-0G	
V8 7.3L 445cid		VIN K, 165 Amp, Ambulance	LN	165	12	7772N	
V8 7.3L 445cid	1992	VIN M, 165 Amp, Ambulance, Bi Directional	LN	165	12	7772N	
V8 7.3L 445cid		VIN M, 165 Amp, Ambulance, CW Rotation	LN	165	12	7767N	
V8 7.5L 460cid	1997-96	VIN G, 95 Amp, 2 Groove Pulley	FO	95	12	7749-3N-2G	
V8 7.5L 460cid	1994-91	VIN G, w/o pulley, 10:00 Plug Position	FO	80	12	7745-10N-0G	7745-10N-BBS
V8 7.5L 460cid		VIN G, w/o pulley, w/Built-in BBS leads	FO	80	12	7745-10N-BBS	
V8 7.5L 460cid		VIN G, w/pulley, w/Internal Reg, 75 Amp, 10:00 Plug Position	FO	80	12	7745-10N	
V8 7.5L 460cid	1992-91	VIN G, 80 Amp	FO	80	12	7745-2N	

ALTERNATORS AND GENERATORS

ENGINE	YEAR	APPLICATION	Mfg	Amp	Volt	PART NO.	OPT. NO.
Ford (Cont'd)							
F Super Duty (Cont'd)							
V8 7.5L 460cid	1992-91	VIN G, w/o pulley, 2:00 Plug Position	FO	80	12	7745-2N-0G	
V8 7.5L 460cid	1992-88	VIN G, 70 Amp	FO	100	12	7705-9N	
V8 7.5L 460cid	1997	VIN G, S95 Amp, w/o Pulley	FO	95	12	7749-3N-0G	
V8 7.5L 460cid	1996	VIN G, 95 Amp, w/o Pulley	FO	95	12	7749-3N-0G	
V8 7.5L 460cid	1995	95 Amp, 2 Groove Pulley	FO	95	12	7749-3N-2G	
V8 7.5L 460cid		95 Amp, 6 Groove Pulley	FO	95	12	7749-3N-6G2	
V8 7.5L 460cid		95 Amp, w/o Pulley	FO	95	12	7749-3N-0G	
V8 7.5L 460cid	1990	w/o pulley, 10:00 Plug Position	FO	80	12	7745-10N-0G	7745-10N-BBS
V8 7.5L 460cid		w/o pulley, w/Built-in BBS leads	FO	80	12	7745-10N-BBS	
V8 7.5L 460cid		w/pulley, w/Internal Reg, 75 Amp, 10:00 Plug Position	FO	80	12	7745-10N	
F-250							
L6 4.9L 300cid	1996-95	Std. 95 Amp	FO	95	12	7755-3N	
L6 4.9L 300cid	1996-94	Opt. 130 Amp	FO	130	12	7756-3N-6G1	
L6 4.9L 300cid		w/o pulley	FO	130	12	7756-3N-0G	
L6 4.9L 300cid	1994-87	w/o pulley, 2:00 Plug Position	FO	80	12	7744-2N-0G	
L6 4.9L 300cid	1993-90	Opt. 75 Amp	FO	80	12	7744-2N	
L6 4.9L 300cid		Opt. 80 Amp	FO	80	12	7744-2N	
L6 4.9L 300cid		Std. 65 Amp	FO	80	12	7744-2N	
L6 4.9L 300cid	1989-87	w/External Reg, w/Alt Plug, 70 Amp	FO	100	12	7705-3N	
L6 4.9L 300cid		w/External Reg, w/o Alt Plug, 40 Amp	FO	65	12	7078N	
L6 4.9L 300cid		w/External Reg, w/o Alt Plug, 60 Amp	FO	65	12	7078N	
L6 4.9L 300cid		w/Internal Reg, Adjusting Ear 10:00, 65 Amp	FO	80	12	7744-2N	
L6 4.9L 300cid		w/pulley, w/Internal Reg, 60 Amp, 10:00 Plug Position, w/adjusting ear at 12:00	FO	80	12	7745-10N	
L6 4.9L 300cid	1989-86	w/o pulley, 10:00 Plug Position	FO	80	12	7745-10N-0G	7745-10N-BBS
L6 4.9L 300cid		w/o pulley, w/Built-in BBS leads	FO	80	12	7745-10N-BBS	
L6 4.9L 300cid	1985-77	w/Alt Plug, 70 Amp	FO	100	12	7705-9N	
L6 4.9L 300cid		w/o Alt Plug, 40 Amp	FO	65	12	7078N	
L6 4.9L 300cid		w/o Alt Plug, 60 Amp	FO	65	12	7078N	
L6 4.9L 300cid	1976-75	Opt. 60 Amp, 1-Groove Pulley	FO	65	12	7078N	
L6 4.9L 300cid		Opt. 60 Amp, 2-Groove Pulley	FO	65	12	7078N	
L6 4.9L 300cid		Std. 40 Amp, 1-Groove Pulley	FO	65	12	7078N	
L6 4.9L 300cid		Std. 40 Amp, 2-Groove Pulley	FO	65	12	7078N	
L6 4.9L 300cid	1994	Std. 75 Amp	FO	80	12	7744-2N	
L6 4.9L 300cid	1986	w/External Reg, w/Alt Plug, 70 Amp	FO	100	12	7705-9N	
L6 4.9L 300cid		w/External Reg, w/o Alt Plug, 40 Amp	FO	65	12	7078N	
L6 4.9L 300cid		w/External Reg, w/o Alt Plug, 60 Amp	FO	65	12	7078N	
L6 4.9L 300cid		w/pulley, w/Internal Reg, 65 Amp, 10:00 Plug Position	FO	80	12	7745-10N	
V8 4.6L 281cid	1999-97	Opt. 130 Amp (Originally Equipped)	FO	130	12	7791N	
V8 4.6L 281cid		Std. 95 Amp	FO	95	12	7790N	
V8 5.0L 302cid	1996-93	Standard Unit, 95 Amp, 66mm Pulley OD	FO	95	12	7750N-6G2	
V8 5.0L 302cid		w/o pulley	FO	95	12	7750N-0G	
V8 5.0L 302cid	1992-90	w/2:00 Alt Plug, Opt. 80 Amp	FO	80	12	7745-2N	
V8 5.0L 302cid		w/2:00 Alt Plug, Std. 75 Amp	FO	80	12	7745-2N	
V8 5.0L 302cid		w/pulley, w/Internal Reg, 75 Amp, 10:00 Plug Position	FO	80	12	7745-10N	
V8 5.0L 302cid	1992-87	w/o pulley, 2:00 Plug Position	FO	80	12	7745-2N-0G	
V8 5.0L 302cid	1992-86	w/o pulley, 10:00 Plug Position	FO	80	12	7745-10N-0G	7745-10N-BBS
V8 5.0L 302cid		w/o pulley, w/Built-in BBS leads	FO	80	12	7745-10N-BBS	
V8 5.0L 302cid	1989-87	Optional Unit, 75 Amp, w/Internal Reg., 10:00 Plug Position	FO	80	12	7745-10N-0G	7745-10N-BBS
V8 5.0L 302cid		w/External Reg, w/Alt Plug, 70 Amp	FO	100	12	7705-9N-6G	
V8 5.0L 302cid		w/External Reg, w/o Alt Plug, 40 Amp	FO	65	12	7078N	
V8 5.0L 302cid		w/External Reg, w/o Alt Plug, 60 Amp	FO	65	12	7078N	
V8 5.0L 302cid		w/Internal Reg, w/2:00 Alt Plug, Opt. 75 Amp	FO	80	12	7745-2N	
V8 5.0L 302cid		w/Internal Reg, w/2:00 Alt Plug, Std. 60 Amp	FO	80	12	7745-2N	
V8 5.0L 302cid		w/pulley, w/Internal Reg, 60 Amp, 10:00 Plug Position	FO	80	12	7745-10N	
V8 5.0L 302cid		w/pulley, w/Internal Reg, 75 Amp, 10:00 Plug Position, Std	FO	80	12	7745-10N	
V8 5.0L 302cid	1986-79	w/o Alt Plug, 1-Groove Pulley, 60 Amp	FO	65	12	7078N	
V8 5.0L 302cid	1985-79	w/o Alt Plug, 1-Groove Pulley, 40 Amp	FO	65	12	7078N	
V8 5.0L 302cid	1985-76	w/Alt Plug, 70 Amp	FO	100	12	7705-9N	
V8 5.0L 302cid		w/o Alt Plug, 2-Groove Pulley, 60 Amp	FO	65	12	7078N	
V8 5.0L 302cid	1978-76	w/o Alt Plug, 1-Groove Pulley, 40 Amp	FO	65	12	7078N	
V8 5.0L 302cid		w/o Alt Plug, 1-Groove Pulley, 60 Amp	FO	65	12	7078N	
V8 5.0L 302cid	1986	w/External Reg, w/Alt Plug, 70 Amp	FO	100	12	7705-9N	
V8 5.0L 302cid		w/External Reg, w/o Alt Plug, 1-Groove Pulley, 40 Amp	FO	65	12	7078N	
V8 5.0L 302cid		w/External Reg, w/o Alt Plug, 2-Groove Pulley, 60 Amp	FO	65	12	7078N	

ALTERNATORS

ALTERNATORS AND GENERATORS

ENGINE	YEAR	APPLICATION	Mfg	Amp	Volt	PART NO.	OPT. NO.
Ford (Cont'd)							
F-250 (Cont'd)							
V8 5.0L 302cid	1986	w/pulley, w/Internal Reg, 65 Amp, 10:00 Plug Position	FO	80	12	7745-10N	
V8 5.0L 302cid	1975	Opt. 60 Amp	FO	65	12	7078N	
V8 5.0L 302cid		Std. 40 Amp	FO	65	12	7078N	
V8 5.4L 330cid	2000-99	Opt. 130 Amp, 8 Groove Pulley	FO	130	12	7764N-8G	
V8 5.4L 330cid	1998-97	Opt. 130 Amp (Originally Equipped)	FO	130	12	7791N	
V8 5.4L 330cid		Std. 95 Amp	FO	95	12	7790N	
V8 5.8L 351cid	1997-93	Standard Unit, 95 Amp, 66mm Pulley OD	FO	95	12	7750N-6G2	
V8 5.8L 351cid		w/o pulley	FO	95	12	7750N-0G	
V8 5.8L 351cid	1992-90	w/2:00 Alt Plug, Opt. 80 Amp	FO	80	12	7745-2N	
V8 5.8L 351cid		w/2:00 Alt Plug, Std. 75 Amp	FO	80	12	7745-2N	
V8 5.8L 351cid		w/pulley, w/Internal Reg, 75 Amp, 10:00 Plug Position	FO	80	12	7745-10N	
V8 5.8L 351cid	1992-87	w/o pulley, 2:00 Plug Position	FO	80	12	7745-2N-0G	
V8 5.8L 351cid	1992-86	w/o pulley, 10:00 Plug Position	FO	80	12	7745-10N-0G	7745-10N-BBS
V8 5.8L 351cid		w/o pulley, w/Built-in BBS leads	FO	80	12	7745-10N-BBS	
V8 5.8L 351cid	1989-88	w/External Reg, w/Alt Plug, 70 Amp	FO	100	12	7705-9N-6G	
V8 5.8L 351cid		w/External Reg, w/o Alt Plug, 40 Amp	FO	65	12	7078N	
V8 5.8L 351cid		w/External Reg, w/o Alt Plug, 60 Amp	FO	65	12	7078N	
V8 5.8L 351cid		w/Internal Reg, w/2:00 Alt Plug, Opt. 75 Amp	FO	80	12	7745-2N	
V8 5.8L 351cid		w/pulley, w/Internal Reg, 60 Amp, 10:00 Plug Position	FO	80	12	7745-10N	
V8 5.8L 351cid	1989-87	Optional Unit, 75 Amp, w/Internal Reg., 10:00 Plug Position	FO	80	12	7745-10N-0G	7745-10N-BBS
V8 5.8L 351cid		w/Internal Reg, w/2:00 Alt Plug, Std. 60 Amp	FO	80	12	7745-2N	
V8 5.8L 351cid		w/pulley, w/Internal Reg, 75 Amp, 10:00 Plug Position, Std	FO	80	12	7745-10N	
V8 5.8L 351cid	1987-86	w/External Reg, w/Alt Plug, 70 Amp	FO	100	12	7705-9N	
V8 5.8L 351cid		w/External Reg, w/o Alt Plug, 1-Groove Pulley, 40 Amp	FO	65	12	7078N	
V8 5.8L 351cid		w/External Reg, w/o Alt Plug, 2-Groove Pulley, 60 Amp	FO	65	12	7078N	
V8 5.8L 351cid		w/pulley, w/Internal Reg, 65 Amp, 10:00 Plug Position	FO	80	12	7745-10N	
V8 5.8L 351cid	1987-79	w/o Alt Plug, 1-Groove Pulley, 60 Amp	FO	65	12	7078N	
V8 5.8L 351cid	1985-79	w/o Alt Plug, 1-Groove Pulley, 40 Amp	FO	65	12	7078N	
V8 5.8L 351cid	1985-77	w/Alt Plug, 70 Amp	FO	100	12	7705-9N	
V8 5.8L 351cid		w/o Alt Plug, 2-Groove Pulley, 60 Amp	FO	65	12	7078N	
V8 5.8L 351cid	1978-77	w/o Alt Plug, 1-Groove Pulley, 40 Amp	FO	65	12	7078N	
V8 5.8L 351cid		w/o Alt Plug, 1-Groove Pulley, 60 Amp	FO	65	12	7078N	
V8 5.8L 351cid	1987	w/Internal Reg, w/2:00 Alt Plug, Opt. 75 Amp	FO	80	12	7745-2N	
V8 5.9L 360cid	1976-75	Opt. 60 Amp, 1-Groove Pulley	FO	65	12	7078N	
V8 5.9L 360cid		Opt. 60 Amp, 2-Groove Pulley	FO	65	12	7078N	
V8 5.9L 360cid		Std. 40 Amp, 1-Groove Pulley	FO	65	12	7078N	
V8 5.9L 360cid		Std. 40 Amp, 2-Groove Pulley	FO	65	12	7078N	
V8 6.4L 390cid		Opt. 60 Amp, 1-Groove Pulley	FO	65	12	7078N	
V8 6.4L 390cid		Opt. 60 Amp, 2-Groove Pulley	FO	65	12	7078N	
V8 6.4L 390cid		Std. 40 Amp, 1-Groove Pulley	FO	65	12	7078N	
V8 6.4L 390cid		Std. 40 Amp, 2-Groove Pulley	FO	65	12	7078N	
V8 6.6L 400cid	1982-79	w/o Alt Plug, 1-Groove Pulley, 40 Amp	FO	65	12	7078N	
V8 6.6L 400cid	1982-77	w/o Alt Plug, 1-Groove Pulley, 60 Amp	FO	65	12	7078N	
V8 6.6L 400cid		w/Alt Plug, 70 Amp	FO	100	12	7705-9N	
V8 6.6L 400cid		w/o Alt Plug, 2-Groove Pulley, 60 Amp	FO	65	12	7078N	
V8 6.6L 400cid	1978-77	w/o Alt Plug, 1-Groove Pulley, 40 Amp	FO	65	12	7078N	
V8 6.6L 400cid		w/o Alt Plug, 1-Groove Pulley, 60 Amp	FO	65	12	7078N	
V8 6.9L 420cid	1987-86	Diesel, w/External Reg, w/Alt Plug, 70 Amp	FO	100	12	7705-9N	
V8 6.9L 420cid		Diesel, w/External Reg, w/o Alt Plug, 60 Amp	FO	65	12	7078N	
V8 6.9L 420cid		Diesel, w/o pulley, 10:00 Plug Position	FO	80	12	7745-10N-0G	7745-10N-BBS
V8 6.9L 420cid		Diesel, w/o pulley, w/Built-in BBS leads	FO	80	12	7745-10N-BBS	
V8 6.9L 420cid		Diesel, w/pulley, w/Internal Reg, 60 Amp, 10:00 Plug Position ...	FO	80	12	7745-10N	
V8 6.9L 420cid	1985-83	Diesel, w/Alt Plug, 70 Amp	FO	100	12	7705-9N	
V8 6.9L 420cid		Diesel, w/o Alt Plug, 60 Amp	FO	65	12	7078N	
V8 7.3L 445cid	1997-95	Diesel, w/o Ambulance Pkg. 130 Amp (Originally Equipped)	FO	130	12	7768N-8G	
V8 7.3L 445cid	1997-94	Diesel, w/Ambulance Pkg. 165 Amp	LN	165	12	7772N	
V8 7.3L 445cid	1997-92	Diesel, w/o Ambulance Pkg. 130 Amp (Originally Equipped) w/o pulley	FO	130	12	7768N-0G	
V8 7.3L 445cid	1992-90	Diesel, w/o Ambulance Pkg. w/External Reg, w/12:00 Alt Plug, 70 Amp	FO	100	12	7705-12N	
V8 7.3L 445cid		Diesel, w/o Ambulance Pkg. w/External Reg, w/3:00 Alt Plug, 100 Amp	FO	100	12	7705-3N	
V8 7.3L 445cid	1991-90	Diesel, w/o Ambulance Pkg. w/o Alt Plug, 60 Amp	FO	65	12	7078N	
V8 7.3L 445cid	1991-88	Diesel, w/Ambulance Pkg	LN	165	12	7767N	
V8 7.3L 445cid	1989-88	Diesel, w/o Ambulance Pkg. w/External Reg, w/Alt Plug, 70 Amp	FO	100	12	7705-9N	

ALTERNATORS

ALTERNATORS AND GENERATORS

ENGINE	YEAR	APPLICATION	Mfg	Amp	Volt	PART NO.	OPT. NO.
Ford (Cont'd)							
F-250 (Cont'd)							
V8 7.3L 445cid	1989-88	Diesel, w/o Ambulance Pkg. w/External Reg, w/o Alt Plug, 60 Amp	FO	65	12	7078N	7745-10N-BBS
V8 7.3L 445cid		Diesel, w/o Ambulance Pkg. w/o pulley, 10:00 Plug Position	FO	80	12	7745-10N-0G	
V8 7.3L 445cid		Diesel, w/o Ambulance Pkg. w/o pulley, w/Built-in BBS leads	FO	80	12	7745-10N-BBS	
V8 7.3L 445cid		Diesel, w/o Ambulance Pkg., w/pulley, w/Internal Reg, 60 Amp, 10:00 Plug Position	FO	80	12	7745-10N	
V8 7.3L 445cid	1994	Diesel, w/o Ambulance Pkg. w/o Turbo, 130 Amp (Originally Equipped)	FO	130	12	7768N-6G2	
V8 7.3L 445cid		Diesel, w/Turbo, w/o Ambulance Pkg. 130 Amp (Originally Equipped)	FO	130	12	7768N-7G	
V8 7.3L 445cid		Diesel, w/Turbo, w/o Ambulance Pkg. 130 Amp (Originally Equipped) w/o pulley	FO	130	12	7768N-0G	
V8 7.3L 445cid		Diesel, wo/Turbo, w/o Ambulance Pkg. 130 Amp (Originally Equipped)	FO	130	12	7768N-6G2	
V8 7.3L 445cid		Diesel, wo/Turbo, w/o Ambulance Pkg. 130 Amp (Originally Equipped) w/o pulley	FO	130	12	7768N-0G	
V8 7.3L 445cid	1993	Diesel, w/Ambulance Pkg.	LN	165	12	7772N	
V8 7.3L 445cid		Diesel, w/o Ambulance Pkg. 130 Amp (Originally Equipped)	FO	130	12	7768N-6G2	
V8 7.3L 445cid	1992	Diesel, w/Ambulance Pkg. 1st Prod	LN	165	12	7767N	
V8 7.3L 445cid		Diesel, w/Ambulance Pkg. 2nd Prod	LN	165	12	7772N	
V8 7.3L 445cid		Diesel, w/o Ambulance Pkg. w/External Reg, w/o Alt Plug, 60 Amp	FO	65	12	7078N	
V8 7.3L 445cid		Diesel, w/o Ambulance Pkg. w/Internal Reg, 130 Amp (Originally Equipped)	FO	130	12	7768N-6G2	
V8 7.5L 460cid	1997-96	Opt. 130 Amp	FO	130	12	7756-3N-6G1	
V8 7.5L 460cid		Std. 95 Amp	FO	95	12	7749-3N-6G1	
V8 7.5L 460cid	1997-95	Std. 95 Amp, w/o pulley	FO	95	12	7749-3N-0G	
V8 7.5L 460cid		w/o pulley	FO	130	12	7756-3N-0G	
V8 7.5L 460cid	1994-88	w/pulley, w/Internal Reg, 75 Amp, 10:00 Plug Position	FO	80	12	7745-10N	
V8 7.5L 460cid	1994-86	w/o pulley, 10:00 Plug Position	FO	80	12	7745-10N-0G	7745-10N-BBS
V8 7.5L 460cid		w/o pulley, w/Built-in BBS leads	FO	80	12	7745-10N-BBS	
V8 7.5L 460cid	1992-90	w/o pulley, 2:00 Plug Position	FO	80	12	7745-2N-0G	
V8 7.5L 460cid	1991-90	w/External Reg, 100 Amp	FO	100	12	7705-3N	
V8 7.5L 460cid		w/Internal Reg, w/2:00 Alt Plug, Opt. 80 Amp	FO	80	12	7745-2N	
V8 7.5L 460cid		w/Internal Reg, w/2:00 Alt Plug, Std. 75 Amp	FO	80	12	7745-2N	
V8 7.5L 460cid	1989-88	w/External Reg, w/Alt Plug, 70 Amp	FO	100	12	7705-9N-6G	
V8 7.5L 460cid		w/External Reg, w/o Alt Plug, 40 Amp	FO	65	12	7078N	
V8 7.5L 460cid		w/External Reg, w/o Alt Plug, 60 Amp	FO	65	12	7078N	
V8 7.5L 460cid		w/pulley, w/Internal Reg, 60 Amp, 10:00 Plug Position	FO	80	12	7745-10N	
V8 7.5L 460cid	1987-86	w/External Reg, w/Alt Plug, 70 Amp	FO	100	12	7705-9N	
V8 7.5L 460cid		w/External Reg, w/o Alt Plug, 1-Groove Pulley, 40 Amp	FO	65	12	7078N	
V8 7.5L 460cid		w/External Reg, w/o Alt Plug, 2-Groove Pulley, 60 Amp	FO	65	12	7078N	
V8 7.5L 460cid		w/pulley, w/Internal Reg, 65 Amp, 10:00 Plug Position	FO	80	12	7745-10N	
V8 7.5L 460cid	1987-79	w/o Alt Plug, 1-Groove Pulley, 60 Amp	FO	65	12	7078N	
V8 7.5L 460cid	1985-79	w/o Alt Plug, 1-Groove Pulley, 40 Amp	FO	65	12	7078N	
V8 7.5L 460cid	1985-77	w/Alt Plug, 70 Amp	FO	100	12	7705-9N	
V8 7.5L 460cid		w/o Alt Plug, 2-Groove Pulley, 60 Amp	FO	65	12	7078N	
V8 7.5L 460cid	1978-77	w/o Alt Plug, 1-Groove Pulley, 40 Amp	FO	65	12	7078N	
V8 7.5L 460cid		w/o Alt Plug, 1-Groove Pulley, 60 Amp	FO	65	12	7078N	
V8 7.5L 460cid	1976-75	Opt. 60 Amp	FO	65	12	7078N	
V8 7.5L 460cid		Std. 40 Amp	FO	65	12	7078N	
V8 7.5L 460cid	1995	Opt. 130 Amp	FO	130	12	7756-3N-6G2	
V8 7.5L 460cid		Std. 95 Amp	FO	95	12	7749-3N-6G2	
V8 7.5L 460cid	1992	w/2:00 Alt Plug, 80 Amp	FO	80	12	7745-2N	
F-250 Pickup							
L6 3.9L 240cid	1974-72	Opt. 60 Amp, 1-Groove Pulley	FO	65	12	7078N	
L6 3.9L 240cid		Opt. 60 Amp, 2-Groove Pulley	FO	65	12	7078N	
L6 3.9L 240cid		Std. 40 Amp, 1-Groove Pulley	FO	65	12	7078N	
L6 3.9L 240cid		Std. 40 Amp, 2-Groove Pulley	FO	65	12	7078N	
L6 3.9L 240cid	1971-68	Opt. 55 Amp	FO	65	12	7058N	7078N
L6 3.9L 240cid		Std. 40 Amp	FO	65	12	7058N	7078N
L6 3.9L 3933cc 240cid	1974-72	Opt. 60 Amp, 1-Groove Pulley	FO	65	12	7078N	
L6 3.9L 3933cc 240cid		Opt. 60 Amp, 2-Groove Pulley	FO	65	12	7078N	
L6 3.9L 3933cc 240cid		Std. 40 Amp, 1-Groove Pulley	FO	65	12	7078N	
L6 3.9L 3933cc 240cid		Std. 40 Amp, 2-Groove Pulley	FO	65	12	7078N	

ALTERNATORS

ALTERNATORS AND GENERATORS

ENGINE	YEAR	APPLICATION	Mfg	Amp	Volt	PART NO.	OPT. NO.
Ford (Cont'd)							
F-250 Pickup (Cont'd)							
L6 3.9L 3933cc 240cid	1971-65	Opt. 55 Amp	FO	65	12	7058N	7078N
L6 3.9L 3933cc 240cid		Std. 40 Amp	FO	65	12	7058N	7078N
L6 4.3L 4294cc 262cid	1964-61	w/Alternator	FO	42	12	7051R	
L6 4.3L 4294cc 262cid		w/Generator, Std.	FO	30	12	5838R	
L6 4.9L 300cid	1974-72	Opt. 60 Amp, 1-Groove Pulley	FO	65	12	7078N	
L6 4.9L 300cid		Opt. 60 Amp, 2-Groove Pulley	FO	65	12	7078N	
L6 4.9L 300cid		Std. 40 Amp, 1-Groove Pulley	FO	65	12	7078N	
L6 4.9L 300cid		Std. 40 Amp, 2-Groove Pulley	FO	65	12	7078N	
L6 4.9L 300cid	1971-65	Opt. 55 Amp	FO	65	12	7058N	7078N
L6 4.9L 300cid		Std. 40 Amp	FO	65	12	7058N	7078N
L6 4.9L 4917cc 300cid	1974-72	Opt. 60 Amp, 1-Groove Pulley	FO	65	12	7078N	
L6 4.9L 4917cc 300cid		Opt. 60 Amp, 2-Groove Pulley	FO	65	12	7078N	
L6 4.9L 4917cc 300cid		Std. 40 Amp, 1-Groove Pulley	FO	65	12	7078N	
L6 4.9L 4917cc 300cid		Std. 40 Amp, 2-Groove Pulley	FO	65	12	7078N	
L6 4.9L 4917cc 300cid	1971-65	Opt. 55 Amp	FO	65	12	7058N	7078N
L6 4.9L 4917cc 300cid		Std. 40 Amp	FO	65	12	7058N	7078N
V8 4.8L 4786cc 292cid	1964-63	w/Alternator, Opt. 55 Amp	FO	65	12	7058N	7078N
V8 4.8L 4786cc 292cid	1964-62	w/Alternator, Opt. 40 Amp	FO	65	12	7058N	7078N
V8 4.8L 4786cc 292cid		w/Alternator, Std. 42 Amp	FO	42	12	7051R	
V8 4.8L 4786cc 292cid	1964-57	w/Generator, Std.	FO	30	12	5838R	
V8 4.8L 4786cc 292cid	1965	Opt. 55 Amp	FO	65	12	7058N	7078N
V8 4.8L 4786cc 292cid		Std. 40 Amp	FO	65	12	7058N	7078N
V8 5.0L 302cid	1974-72	Opt. 60 Amp	FO	65	12	7078N	
V8 5.0L 302cid		Std. 40 Amp	FO	65	12	7078N	
V8 5.0L 4949cc 302cid	1974-69	Opt. 60 Amp	FO	65	12	7078N	
V8 5.0L 4949cc 302cid		Std. 40 Amp	FO	65	12	7078N	
V8 5.0L 4950cc 302cid	1974-72	Opt. 60 Amp	FO	65	12	7078N	
V8 5.0L 4950cc 302cid		Std. 40 Amp	FO	65	12	7078N	
V8 5.8L 352cid	1965	Opt. 55 Amp	FO	65	12	7058N	7078N
V8 5.8L 352cid		Std. 40 Amp	FO	65	12	7058N	7078N
V8 5.8L 5769cc 352cid	1967-65	Opt. 55 Amp	FO	65	12	7058N	7078N
V8 5.8L 5769cc 352cid		Std. 40 Amp	FO	65	12	7058N	7078N
V8 5.9L 360cid	1974-72	Opt. 60 Amp, 1-Groove Pulley	FO	65	12	7078N	
V8 5.9L 360cid		Opt. 60 Amp, 2-Groove Pulley	FO	65	12	7078N	
V8 5.9L 360cid		Std. 40 Amp, 1-Groove Pulley	FO	65	12	7078N	
V8 5.9L 360cid		Std. 40 Amp, 2-Groove Pulley	FO	65	12	7078N	
V8 5.9L 360cid	1971-68	Opt. 55 Amp	FO	65	12	7058N	7078N
V8 5.9L 360cid		Std. 40 Amp	FO	65	12	7058N	7078N
V8 5.9L 5899cc 360cid	1974-72	Opt. 60 Amp, 1-Groove Pulley	FO	65	12	7078N	
V8 5.9L 5899cc 360cid		Opt. 60 Amp, 2-Groove Pulley	FO	65	12	7078N	
V8 5.9L 5899cc 360cid		Std. 40 Amp, 1-Groove Pulley	FO	65	12	7078N	
V8 5.9L 5899cc 360cid		Std. 40 Amp, 2-Groove Pulley	FO	65	12	7078N	
V8 5.9L 5899cc 360cid	1971-68	Opt. 55 Amp	FO	65	12	7058N	7078N
V8 5.9L 5899cc 360cid		Std. 40 Amp	FO	65	12	7058N	7078N
V8 5.9L 5900cc 360cid	1974-72	Opt. 60 Amp, 1-Groove Pulley	FO	65	12	7078N	
V8 5.9L 5900cc 360cid		Opt. 60 Amp, 2-Groove Pulley	FO	65	12	7078N	
V8 5.9L 5900cc 360cid		Std. 40 Amp, 1-Groove Pulley	FO	65	12	7078N	
V8 5.9L 5900cc 360cid		Std. 40 Amp, 2-Groove Pulley	FO	65	12	7078N	
V8 5.9L 5900cc 360cid	1971-68	Opt. 55 Amp	FO	65	12	7058N	7078N
V8 5.9L 5900cc 360cid		Std. 40 Amp	FO	65	12	7058N	7078N
V8 6.4L 390cid	1974-72	Opt. 60 Amp, 1-Groove Pulley	FO	65	12	7078N	
V8 6.4L 390cid		Opt. 60 Amp, 2-Groove Pulley	FO	65	12	7078N	
V8 6.4L 390cid		Std. 40 Amp, 1-Groove Pulley	FO	65	12	7078N	
V8 6.4L 390cid		Std. 40 Amp, 2-Groove Pulley	FO	65	12	7078N	
V8 6.4L 390cid	1971-68	Opt. 55 Amp	FO	65	12	7058N	7078N
V8 6.4L 390cid		Std. 40 Amp	FO	65	12	7058N	7078N
V8 6.4L 6391cc 390cid	1974-72	Opt. 60 Amp, 1-Groove Pulley	FO	65	12	7078N	
V8 6.4L 6391cc 390cid		Opt. 60 Amp, 2-Groove Pulley	FO	65	12	7078N	
V8 6.4L 6391cc 390cid		Std. 40 Amp, 1-Groove Pulley	FO	65	12	7078N	
V8 6.4L 6391cc 390cid		Std. 40 Amp, 2-Groove Pulley	FO	65	12	7078N	
V8 6.4L 6391cc 390cid	1971-68	Opt. 55 Amp	FO	65	12	7058N	7078N
V8 6.4L 6391cc 390cid		Std. 40 Amp	FO	65	12	7058N	7078N
V8 6.4L 6392cc 390cid	1974-72	Opt. 60 Amp, 1-Groove Pulley	FO	65	12	7078N	
V8 6.4L 6392cc 390cid		Opt. 60 Amp, 2-Groove Pulley	FO	65	12	7078N	
V8 6.4L 6392cc 390cid		Std. 40 Amp, 1-Groove Pulley	FO	65	12	7078N	
V8 6.4L 6392cc 390cid		Std. 40 Amp, 2-Groove Pulley	FO	65	12	7078N	

ALTERNATORS AND GENERATORS

ENGINE	YEAR	APPLICATION	Mfg	Amp	Volt	PART NO.	OPT. NO.
Ford (Cont'd)							
F-250 Pickup (Cont'd)							
V8 6.4L 6392cc 390cid	1971-68	Opt. 55 Amp	FO	65	12	7058N	7078N
V8 6.4L 6392cc 390cid		Std. 40 Amp	FO	65	12	7058N	7078N
V8 7.5L 460cid	1974-73	Opt. 60 Amp	FO	65	12	7078N	
V8 7.5L 460cid		Std. 40 Amp	FO	65	12	7078N	
V8 7.5L 7539cc 460cid		Opt. 60 Amp	FO	65	12	7078N	
V8 7.5L 7539cc 460cid		Std. 40 Amp	FO	65	12	7078N	
F-250 Super Duty							
V10 6.8L 415cid	2008-06	130 Amp	FO	130	12	8429N	
V10 6.8L 415cid	2004-99	Opt. 130 Amp, 6 Groove Pulley	FO	130	12	7776N	
V10 6.8L 415cid	2004-02	110 Amp, 6 Groove Pulley	FO	110	12	8310N	
V10 6.8L 415cid	2001-99	Opt. 130 Amp, 8 Groove Pulley	FO	130	12	7764N-8G	
V10 6.8L 415cid		Std. 95 Amp	FO	95	12	7790N	
V10 6.8L 415cid	2010	Std. Unit	ND	150	12	11293R	
V10 6.8L 415cid	2009	NDenso Unit, 150 Amp	ND	150	12	11293R	
V10 6.8L 415cid	2005	130 Amp	FO	130	12	8429N	
V8 5.4L 330cid	2010-09	NDenso Unit, 150 Amp	ND	150	12	11293R	
V8 5.4L 330cid	2008-06	130 Amp	FO	130	12	8429N	
V8 5.4L 330cid	2004-99	Opt. 130 Amp, 6 Groove Pulley	FO	130	12	7776N	
V8 5.4L 330cid	2004-02	110 Amp, 6 Groove Pulley	FO	110	12	8310N	
V8 5.4L 330cid	2001-99	Opt. 130 Amp, 8 Groove Pulley	FO	130	12	7764N-8G	
V8 5.4L 330cid	2005	130 Amp	FO	130	12	8429N	
V8 5.4L 330cid	2004	130 Amp, w/o pulley	FO	130	12	7776N-0G	
V8 5.4L 330cid		3G Family	FO	130	12	7776N	
V8 6.0L 363cid	2007-06	Diesel, Dual Alt System, Top Unit, 135 Amp (Originally Equipped)	FO	135	12	8478N	
V8 6.0L 363cid		Diesel, Exc. Dual Alt System, 110 Amp	FO	110	12	8479N	
V8 6.0L 363cid		Diesel, LN IR/ IF, 230A upgrade, 3 Bolt Pad Mount	LN	230	12	7341N	
V8 6.0L 363cid	2005-03	Diesel, Dual Alt System, Bottom Unit, 110 Amp	FO	120	12	8308N	
V8 6.0L 363cid	2007	Diesel, Dual Alt System, Bottom Unit, 120 Amp	FO	120	12	8477N	
V8 6.0L 363cid	2006	Diesel, Dual Alt System, Bottom Unit, From 12/5/05, 120 Amp ...	FO	120	12	8477N	
V8 6.0L 363cid		Diesel, Dual Alt System, Bottom Unit, To 12/5/05, 110 Amp	FO	120	12	8308N	
V8 6.0L 363cid	2005	Diesel, Dual Alt System, Top Unit, From 11/2004, 135 Amp (Originally Equipped)	FO	135	12	8478N	
V8 6.0L 363cid		Diesel, Dual Alt System, Top Unit, To 11/2004, 135 Amp (Originally Equipped)	FO	135	12	8307N	
V8 6.0L 363cid		Diesel, Exc. Dual Alt System, From 9/14/04, 110 Amp	FO	110	12	8479N	
V8 6.0L 363cid		Diesel, Exc. Dual Alt System, To 9/14/04, 110 Amp	FO	110	12	8306N	
V8 6.0L 363cid	2004	Diesel, LN IR/ IF, 230A upgrade, 3 Bolt Pad Mount	LN	230	12	7341N	
V8 6.0L 363cid		Diesel, Dual Alt System, Top Unit, 135 Amp (Originally Equipped)	FO	135	12	8307N	
V8 6.0L 363cid		Diesel, Exc. Dual Alt System, 110 Amp	FO	110	12	8306N	
V8 6.0L 363cid		Diesel, LN IR/ IF, 230A upgrade, 3 Bolt Pad Mount	LN	230	12	7341N	
V8 6.0L 363cid	2003	Diesel, Dual Alt System, Top Unit, 135 Amp (Originally Equipped)	FO	135	12	8307N	
V8 6.0L 363cid		Diesel, Exc. Dual Alt System, 110 Amp	FO	110	12	8306N	
V8 6.0L 363cid		Diesel, LN IR/ IF, 230A upgrade, 3 Bolt Pad Mount	LN	230	12	7341N	
V8 6.4L 391cid	2010-08	Diesel, Dual Alt System, Motorcraft Unit, 120 Amp	FO	130	12	8522N	
V8 6.4L 391cid		Diesel, Dual Alt System, NDenso Unit, 200 Amp	ND	200	12	11290R	
V8 6.4L 391cid		Diesel, Exc. Dual Alt System	ND	125	12	11291R	
V8 7.3L 445cid	2003-02	Diesel, w/Ambulance Pkg. Auxiliary Alt, 105 Amp	FO	110	12	8317N	
V8 7.3L 445cid		Diesel, w/Ambulance Pkg. Primary Alt, 105 Amp	FO	110	12	8316N	
V8 7.3L 445cid		Diesel, w/o Ambulance Pkg. 105 Amp	FO	110	12	8316N	
V8 7.3L 445cid	2001-99	Diesel, LN IR/ IF, 230A upgrade, 3 Bolt Pad Mount	LN	230	12	7341N	
V8 7.3L 445cid		Diesel, w/Ambulance Pkg. Auxiliary Alt	FO	110	12	7799N	
V8 7.3L 445cid		Diesel, w/Ambulance Pkg. Primary Alt	FO	110	12	7796N	
V8 7.3L 445cid		Diesel, w/o Ambulance Pkg.	FO	110	12	7796N	
V8 7.3L 445cid	2002	Diesel, LN IR/ IF, 230A upgrade, 3 Bolt Pad Mount	LN	230	12	7341N	
F-350							
L6 4.9L 300cid	1996-95	Std. 95 Amp	FO	95	12	7755-3N	
L6 4.9L 300cid	1996-94	Opt. 130 Amp	FO	130	12	7756-3N-6G1	
L6 4.9L 300cid		w/o pulley	FO	130	12	7756-3N-0G	
L6 4.9L 300cid	1994-87	w/o pulley, 2:00 Plug Position	FO	80	12	7744-2N-0G	
L6 4.9L 300cid	1993-90	Opt. 75 Amp	FO	80	12	7744-2N	
L6 4.9L 300cid		Opt. 80 Amp	FO	80	12	7744-2N	
L6 4.9L 300cid		Std. 65 Amp	FO	80	12	7744-2N	

ALTERNATORS AND GENERATORS

ENGINE	YEAR	APPLICATION	Mfg	Amp	Volt	PART NO.	OPT. NO.
Ford (Cont'd)							
F-350 (Cont'd)							
L6 4.9L 300cid	1989-87	w/External Reg, w/Alt Plug, 70 Amp	FO	100	12	7705-3N	
L6 4.9L 300cid		w/External Reg, w/o Alt Plug, 40 Amp	FO	65	12	7078N	
L6 4.9L 300cid		w/External Reg, w/o Alt Plug, 60 Amp	FO	65	12	7078N	
L6 4.9L 300cid		w/Internal Reg, Adjusting Ear 10:00, 65 Amp	FO	80	12	7744-2N	
L6 4.9L 300cid		w/pulley, w/Internal Reg, 60 Amp, 10:00 Plug Position, w/adjusting ear at 12:00	FO	80	12	7745-10N	
L6 4.9L 300cid	1989-86	w/o pulley, 10:00 Plug Position	FO	80	12	7745-10N-0G	7745-10N-BBS
L6 4.9L 300cid		w/o pulley, w/Built-in BBS leads	FO	80	12	7745-10N-BBS	
L6 4.9L 300cid	1985-77	w/Alt Plug, 70 Amp	FO	100	12	7705-9N	
L6 4.9L 300cid		w/o Alt Plug, 40 Amp	FO	65	12	7078N	
L6 4.9L 300cid		w/o Alt Plug, 60 Amp	FO	65	12	7078N	
L6 4.9L 300cid	1976-75	Opt. 60 Amp, 1-Groove Pulley	FO	65	12	7078N	
L6 4.9L 300cid		Opt. 60 Amp, 2-Groove Pulley	FO	65	12	7078N	
L6 4.9L 300cid		Std. 40 Amp, 1-Groove Pulley	FO	65	12	7078N	
L6 4.9L 300cid		Std. 40 Amp, 2-Groove Pulley	FO	65	12	7078N	
L6 4.9L 300cid	1994	Std. 75 Amp	FO	80	12	7744-2N	
L6 4.9L 300cid	1986	w/External Reg, w/Alt Plug, 70 Amp	FO	100	12	7705-9N	
L6 4.9L 300cid		w/External Reg, w/o Alt Plug, 40 Amp	FO	65	12	7078N	
L6 4.9L 300cid		w/External Reg, w/o Alt Plug, 60 Amp	FO	65	12	7078N	
L6 4.9L 300cid		w/pulley, w/Internal Reg, 65 Amp, 10:00 Plug Position	FO	80	12	7745-10N	
V8 5.0L 302cid	1980-79	w/o Alt Plug, 1-Groove Pulley, 40 Amp	FO	65	12	7078N	
V8 5.0L 302cid		w/o Alt Plug, 1-Groove Pulley, 60 Amp	FO	65	12	7078N	
V8 5.0L 302cid	1980-76	w/Alt Plug, 70 Amp	FO	100	12	7705-9N	
V8 5.0L 302cid		w/o Alt Plug, 2-Groove Pulley, 60 Amp	FO	65	12	7078N	
V8 5.0L 302cid	1978-76	w/o Alt Plug, 1-Groove Pulley, 40 Amp	FO	65	12	7078N	
V8 5.0L 302cid		w/o Alt Plug, 1-Groove Pulley, 60 Amp	FO	65	12	7078N	
V8 5.0L 302cid	1975	Opt. 60 Amp	FO	65	12	7078N	
V8 5.0L 302cid		Std. 40 Amp	FO	65	12	7078N	
V8 5.0L 302cid	1997-93	Standard Unit, 95 Amp, 66mm Pulley OD	FO	95	12	7750N-6G2	
V8 5.8L 351cid		w/o pulley	FO	95	12	7750N-0G	
V8 5.8L 351cid	1992-90	w/2:00 Alt Plug, Opt. 80 Amp	FO	80	12	7745-2N	
V8 5.8L 351cid		w/2:00 Alt Plug, Std. 75 Amp	FO	80	12	7745-2N	
V8 5.8L 351cid		w/pulley, w/Internal Reg, 75 Amp, 10:00 Plug Position	FO	80	12	7745-10N	
V8 5.8L 351cid	1992-87	w/o pulley, 2:00 Plug Position	FO	80	12	7745-2N-0G	
V8 5.8L 351cid	1992-86	w/o pulley, 10:00 Plug Position	FO	80	12	7745-10N-0G	7745-10N-BBS
V8 5.8L 351cid		w/o pulley, w/Built-in BBS leads	FO	80	12	7745-10N-BBS	
V8 5.8L 351cid	1989-88	w/External Reg, w/Alt Plug, 70 Amp	FO	100	12	7705-9N-6G	
V8 5.8L 351cid		w/External Reg, w/o Alt Plug, 40 Amp	FO	65	12	7078N	
V8 5.8L 351cid		w/External Reg, w/o Alt Plug, 60 Amp	FO	65	12	7078N	
V8 5.8L 351cid		w/Internal Reg, w/2:00 Alt Plug, Opt. 75 Amp	FO	80	12	7745-2N	
V8 5.8L 351cid	1989-87	Optional Unit, 75 Amp, w/Internal Reg., 10:00 Plug Position	FO	80	12	7745-10N-0G	7745-10N-BBS
V8 5.8L 351cid		w/Internal Reg, w/2:00 Alt Plug, Std. 60 Amp	FO	80	12	7745-2N	
V8 5.8L 351cid		w/pulley, w/Internal Reg, 75 Amp, 10:00 Plug Position, Std	FO	80	12	7745-10N	
V8 5.8L 351cid	1987-86	w/External Reg, w/Alt Plug, 70 Amp	FO	100	12	7705-9N	
V8 5.8L 351cid		w/External Reg, w/o Alt Plug, 1-Groove Pulley, 40 Amp	FO	65	12	7078N	
V8 5.8L 351cid		w/External Reg, w/o Alt Plug, 2-Groove Pulley, 60 Amp	FO	65	12	7078N	
V8 5.8L 351cid		w/pulley, w/Internal Reg, 65 Amp, 10:00 Plug Position	FO	80	12	7745-10N	
V8 5.8L 351cid	1987-79	w/o Alt Plug, 1-Groove Pulley, 60 Amp	FO	65	12	7078N	
V8 5.8L 351cid	1985-79	w/o Alt Plug, 1-Groove Pulley, 40 Amp	FO	65	12	7078N	
V8 5.8L 351cid	1985-77	w/Alt Plug, 70 Amp	FO	100	12	7705-9N	
V8 5.8L 351cid		w/o Alt Plug, 2-Groove Pulley, 60 Amp	FO	65	12	7078N	
V8 5.8L 351cid	1978-77	w/o Alt Plug, 1-Groove Pulley, 40 Amp	FO	65	12	7078N	
V8 5.8L 351cid		w/o Alt Plug, 1-Groove Pulley, 60 Amp	FO	65	12	7078N	
V8 5.8L 351cid	1996	Standard Unit, 95 Amp, 57mm Pulley OD	FO	95	12	7750N-6G1	
V8 5.8L 351cid	1989	w/pulley, w/Internal Reg, 60 Amp, 10:00 Plug Position	FO	80	12	7745-10N	
V8 5.8L 351cid	1988	w/pulley, w/Internal Reg, 60 Amp, 10:00 Plug Position, w/adjusting ear at 12:00	FO	80	12	7745-10N	
V8 5.8L 351cid	1987	w/Internal Reg, w/2:00 Alt Plug, Opt. 75 Amp	FO	80	12	7745-2N	
V8 5.9L 360cid	1976-75	Opt. 60 Amp, 1-Groove Pulley	FO	65	12	7078N	
V8 5.9L 360cid		Opt. 60 Amp, 2-Groove Pulley	FO	65	12	7078N	
V8 5.9L 360cid		Std. 40 Amp, 1-Groove Pulley	FO	65	12	7078N	
V8 5.9L 360cid		Std. 40 Amp, 2-Groove Pulley	FO	65	12	7078N	
V8 6.4L 390cid		Opt. 60 Amp, 1-Groove Pulley	FO	65	12	7078N	
V8 6.4L 390cid		Opt. 60 Amp, 2-Groove Pulley	FO	65	12	7078N	
V8 6.4L 390cid		Std. 40 Amp, 1-Groove Pulley	FO	65	12	7078N	
V8 6.4L 390cid		Std. 40 Amp, 2-Groove Pulley	FO	65	12	7078N	

ALTERNATORS AND GENERATORS

ENGINE	YEAR	APPLICATION	Mfg	Amp	Volt	PART NO.	OPT. NO.
Ford (Cont'd)							
F-350 (Cont'd)							
V8 6.6L 400cid	1982-79	w/o Alt Plug, 1-Groove Pulley, 40 Amp	FO	65	12	7078N	
V8 6.6L 400cid		w/o Alt Plug, 1-Groove Pulley, 60 Amp	FO	65	12	7078N	
V8 6.6L 400cid	1982-77	w/Alt Plug, 70 Amp	FO	100	12	7705-9N	
V8 6.6L 400cid		w/o Alt Plug, 2-Groove Pulley, 60 Amp	FO	65	12	7078N	
V8 6.6L 400cid	1978-77	w/o Alt Plug, 1-Groove Pulley, 40 Amp	FO	65	12	7078N	
V8 6.6L 400cid		w/o Alt Plug, 1-Groove Pulley, 60 Amp	FO	65	12	7078N	
V8 6.9L 420cid	1987-86	Diesel, w/External Reg, w/Alt Plug, 70 Amp	FO	100	12	7705-9N	
V8 6.9L 420cid		Diesel, w/External Reg, w/o Alt Plug, 60 Amp	FO	65	12	7078N	
V8 6.9L 420cid		Diesel, w/o pulley, 10:00 Plug Position	FO	80	12	7745-10N-0G	7745-10N-BBS
V8 6.9L 420cid		Diesel, w/o pulley, w/Built-in BBS leads	FO	80	12	7745-10N-BBS	
V8 6.9L 420cid		Diesel, w/pulley, w/Internal Reg, 60 Amp, 10:00 Plug Position ...	FO	80	12	7745-10N	
V8 6.9L 420cid	1985-83	Diesel, w/Alt Plug, 70 Amp	FO	100	12	7705-9N	
V8 6.9L 420cid		Diesel, w/o Alt Plug, 60 Amp	FO	65	12	7078N	
V8 7.3L 445cid	1997-95	Diesel, w/o Ambulance Pkg. 130 Amp (Originally Equipped)	FO	130	12	7768N-8G	
V8 7.3L 445cid	1997-94	Diesel, w/Ambulance Pkg. 165 Amp	LN	165	12	7772N	
V8 7.3L 445cid	1997-93	Diesel, w/o Ambulance Pkg. 130 Amp (Originally Equipped) w/o pulley	FO	130	12	7768N-0G	
V8 7.3L 445cid	1992-90	Diesel, w/o Ambulance Pkg. w/External Reg, w/12:00 Alt Plug, 70 Amp	FO	100	12	7705-12N	
V8 7.3L 445cid		Diesel, w/o Ambulance Pkg. w/External Reg, w/3:00 Alt Plug, 100 Amp	FO	100	12	7705-3N	
V8 7.3L 445cid	1991-90	Diesel, w/o Ambulance Pkg. w/o Alt Plug, 60 Amp	FO	65	12	7078N	
V8 7.3L 445cid	1991-88	Diesel, w/Ambulance Pkg	LN	165	12	7767N	
V8 7.3L 445cid	1989-88	Diesel, w/o Ambulance Pkg. w/External Reg, w/Alt Plug, 70 Amp	FO	100	12	7705-9N	
V8 7.3L 445cid		Diesel, w/o Ambulance Pkg. w/External Reg, w/o Alt Plug, 60 Amp	FO	65	12	7078N	
V8 7.3L 445cid		Diesel, w/o Ambulance Pkg. w/o pulley, 10:00 Plug Position	FO	80	12	7745-10N-0G	7745-10N-BBS
V8 7.3L 445cid		Diesel, w/o Ambulance Pkg. w/o pulley, w/Built-in BBS leads	FO	80	12	7745-10N-BBS	
V8 7.3L 445cid		Diesel, w/o Ambulance Pkg., w/pulley, w/Internal Reg, 60 Amp, 10:00 Plug Position	FO	80	12	7745-10N	
V8 7.3L 445cid	1994	Diesel, w/o Ambulance Pkg. w/o Turbo, 130 Amp (Originally Equipped)	FO	130	12	7768N-6G2	
V8 7.3L 445cid		Diesel, w/Turbo, w/o Ambulance Pkg. 130 Amp (Originally Equipped)	FO	130	12	7768N-7G	
V8 7.3L 445cid		Diesel, w/Turbo, w/o Ambulance Pkg. 130 Amp (Originally Equipped) w/o pulley	FO	130	12	7768N-0G	
V8 7.3L 445cid		Diesel, w/Turbo, w/o Ambulance Pkg. 130 Amp (Originally Equipped)	FO	130	12	7768N-6G2	
V8 7.3L 445cid		Diesel, w/Turbo, w/o Ambulance Pkg. 130 Amp (Originally Equipped) w/o pulley	FO	130	12	7768N-0G	
V8 7.3L 445cid	1993	Diesel, w/Ambulance Pkg	LN	165	12	7772N	
V8 7.3L 445cid		Diesel, w/o Ambulance Pkg. 130 Amp (Originally Equipped)	FO	130	12	7768N-6G2	
V8 7.3L 445cid	1992	Diesel, Opt. 130 Amp (Originally Equipped) w/o pulley	FO	130	12	7768N-0G	
V8 7.3L 445cid		Diesel, w/Ambulance Pkg. 1st Prod	LN	165	12	7767N	
V8 7.3L 445cid		Diesel, w/Ambulance Pkg. 2nd Prod	LN	165	12	7772N	
V8 7.3L 445cid		Diesel, w/o Ambulance Pkg. w/External Reg, w/o Alt Plug, 60 Amp	FO	65	12	7078N	
V8 7.3L 445cid		Diesel, w/o Ambulance Pkg. w/Internal Reg, 130 Amp (Originally Equipped)	FO	130	12	7768N-6G2	
V8 7.5L 460cid	1997-96	Opt. 130 Amp	FO	130	12	7756-3N-6G1	
V8 7.5L 460cid		Std. 95 Amp	FO	95	12	7749-3N-6G1	
V8 7.5L 460cid	1997-95	Std. 95 Amp, w/o pulley	FO	95	12	7749-3N-0G	
V8 7.5L 460cid		w/o pulley	FO	130	12	7756-3N-0G	
V8 7.5L 460cid	1994-88	w/pulley, w/Internal Reg, 75 Amp, 10:00 Plug Position	FO	80	12	7745-10N	
V8 7.5L 460cid	1994-86	w/o pulley, 10:00 Plug Position	FO	80	12	7745-10N-0G	7745-10N-BBS
V8 7.5L 460cid		w/o pulley, w/Built-in BBS leads	FO	80	12	7745-10N-BBS	
V8 7.5L 460cid	1992-90	w/o pulley, 2:00 Plug Position	FO	80	12	7745-2N-0G	
V8 7.5L 460cid	1991-90	w/External Reg, 100 Amp	FO	100	12	7705-3N	
V8 7.5L 460cid		w/Internal Reg, w/2:00 Alt Plug, Opt. 80 Amp	FO	80	12	7745-2N	
V8 7.5L 460cid		w/Internal Reg, w/2:00 Alt Plug, Std. 75 Amp	FO	80	12	7745-2N	
V8 7.5L 460cid	1989-88	w/External Reg, w/Alt Plug, 70 Amp	FO	100	12	7705-9N-6G	
V8 7.5L 460cid		w/External Reg, w/o Alt Plug, 40 Amp	FO	65	12	7078N	
V8 7.5L 460cid		w/External Reg, w/o Alt Plug, 60 Amp	FO	65	12	7078N	
V8 7.5L 460cid		w/pulley, w/Internal Reg, 60 Amp, 10:00 Plug Position	FO	80	12	7745-10N	
V8 7.5L 460cid	1987-86	w/External Reg, w/Alt Plug, 70 Amp	FO	100	12	7705-9N	

ALTERNATORS

ALTERNATORS AND GENERATORS

ENGINE	YEAR	APPLICATION	Mfg	Amp	Volt	PART NO.	OPT. NO.
Ford (Cont'd)							
F-350 (Cont'd)							
V8 7.5L 460cid	1987-86	w/External Reg, w/o Alt Plug, 1-Groove Pulley, 40 Amp	FO	65	12	7078N	
V8 7.5L 460cid		w/External Reg, w/o Alt Plug, 2-Groove Pulley, 60 Amp	FO	65	12	7078N	
V8 7.5L 460cid		w/pulley, w/Internal Reg, 65 Amp, 10:00 Plug Position	FO	80	12	7745-10N	
V8 7.5L 460cid	1987-79	w/o Alt Plug, 1-Groove Pulley, 60 Amp	FO	65	12	7078N	
V8 7.5L 460cid	1985-79	w/o Alt Plug, 1-Groove Pulley, 40 Amp	FO	65	12	7078N	
V8 7.5L 460cid	1985-77	w/Alt Plug, 70 Amp	FO	100	12	7705-9N	
V8 7.5L 460cid		w/o Alt Plug, 2-Groove Pulley, 60 Amp	FO	65	12	7078N	
V8 7.5L 460cid	1978-77	w/o Alt Plug, 1-Groove Pulley, 40 Amp	FO	65	12	7078N	
V8 7.5L 460cid		w/o Alt Plug, 1-Groove Pulley, 60 Amp	FO	65	12	7078N	
V8 7.5L 460cid	1976-75	Opt. 60 Amp	FO	65	12	7078N	
V8 7.5L 460cid		Std. 40 Amp	FO	65	12	7078N	
V8 7.5L 460cid	1995	Opt. 130 Amp	FO	130	12	7756-3N-6G2	
V8 7.5L 460cid		Std. 95 Amp	FO	95	12	7749-3N-6G2	
V8 7.5L 460cid	1992	w/2:00 Alt Plug, 80 Amp	FO	80	12	7745-2N	
F-350 Pickup							
L6 3.9L 240cid	1974-72	Opt. 60 Amp, 1-Groove Pulley	FO	65	12	7078N	
L6 3.9L 240cid		Opt. 60 Amp, 2-Groove Pulley	FO	65	12	7078N	
L6 3.9L 240cid		Std. 40 Amp, 1-Groove Pulley	FO	65	12	7078N	
L6 3.9L 240cid		Std. 40 Amp, 2-Groove Pulley	FO	65	12	7078N	
L6 3.9L 240cid	1971-68	Opt. 55 Amp	FO	65	12	7058N	7078N
L6 3.9L 240cid		Std. 40 Amp	FO	65	12	7058N	7078N
L6 3.9L 393cc 240cid	1974-72	Opt. 60 Amp, 1-Groove Pulley	FO	65	12	7078N	
L6 3.9L 393cc 240cid		Opt. 60 Amp, 2-Groove Pulley	FO	65	12	7078N	
L6 3.9L 393cc 240cid		Std. 40 Amp, 1-Groove Pulley	FO	65	12	7078N	
L6 3.9L 393cc 240cid		Std. 40 Amp, 2-Groove Pulley	FO	65	12	7078N	
L6 3.9L 393cc 240cid	1971-65	Opt. 55 Amp	FO	65	12	7058N	7078N
L6 3.9L 393cc 240cid		Std. 40 Amp	FO	65	12	7058N	7078N
L6 4.3L 4294cc 262cid	1964-61	w/Alternator	FO	42	12	7051R	
L6 4.3L 4294cc 262cid		w/Generator, Std.	FO	30	12	5838R	
L6 4.9L 300cid	1974-72	Opt. 60 Amp, 1-Groove Pulley	FO	65	12	7078N	
L6 4.9L 300cid		Opt. 60 Amp, 2-Groove Pulley	FO	65	12	7078N	
L6 4.9L 300cid		Std. 40 Amp, 1-Groove Pulley	FO	65	12	7078N	
L6 4.9L 300cid		Std. 40 Amp, 2-Groove Pulley	FO	65	12	7078N	
L6 4.9L 300cid	1971-65	Opt. 55 Amp	FO	65	12	7058N	7078N
L6 4.9L 300cid		Std. 40 Amp	FO	65	12	7058N	7078N
L6 4.9L 4917cc 300cid	1974-72	Opt. 60 Amp, 1-Groove Pulley	FO	65	12	7078N	
L6 4.9L 4917cc 300cid		Opt. 60 Amp, 2-Groove Pulley	FO	65	12	7078N	
L6 4.9L 4917cc 300cid		Std. 40 Amp, 1-Groove Pulley	FO	65	12	7078N	
L6 4.9L 4917cc 300cid		Std. 40 Amp, 2-Groove Pulley	FO	65	12	7078N	
L6 4.9L 4917cc 300cid	1971-65	Opt. 55 Amp	FO	65	12	7058N	7078N
L6 4.9L 4917cc 300cid		Std. 40 Amp	FO	65	12	7058N	7078N
V8 4.8L 4786cc 292cid	1964-63	w/Alternator, Opt. 55 Amp	FO	65	12	7058N	7078N
V8 4.8L 4786cc 292cid	1964-62	w/Alternator, Opt. 40 Amp	FO	65	12	7058N	7078N
V8 4.8L 4786cc 292cid		w/Alternator, Std. 42 Amp	FO	42	12	7051R	
V8 4.8L 4786cc 292cid	1964-57	w/Generator, Std.	FO	30	12	5838R	
V8 4.8L 4786cc 292cid	1965	Opt. 55 Amp	FO	65	12	7058N	7078N
V8 4.8L 4786cc 292cid		Std. 40 Amp	FO	65	12	7058N	7078N
V8 5.0L 302cid	1974-72	Opt. 60 Amp	FO	65	12	7078N	
V8 5.0L 302cid		Std. 40 Amp	FO	65	12	7078N	
V8 5.0L 4949cc 302cid		Opt. 60 Amp	FO	65	12	7078N	
V8 5.0L 4949cc 302cid		Std. 40 Amp	FO	65	12	7078N	
V8 5.0L 4950cc 302cid		Opt. 60 Amp	FO	65	12	7078N	
V8 5.0L 4950cc 302cid		Std. 40 Amp	FO	65	12	7078N	
V8 5.8L 352cid	1965	Opt. 55 Amp	FO	65	12	7058N	7078N
V8 5.8L 352cid		Std. 40 Amp	FO	65	12	7058N	7078N
V8 5.8L 5769cc 352cid	1967-65	Opt. 55 Amp	FO	65	12	7058N	7078N
V8 5.8L 5769cc 352cid		Std. 40 Amp	FO	65	12	7058N	7078N
V8 5.9L 360cid	1974-72	Opt. 60 Amp, 1-Groove Pulley	FO	65	12	7078N	
V8 5.9L 360cid		Opt. 60 Amp, 2-Groove Pulley	FO	65	12	7078N	
V8 5.9L 360cid		Std. 40 Amp, 1-Groove Pulley	FO	65	12	7078N	
V8 5.9L 360cid		Std. 40 Amp, 2-Groove Pulley	FO	65	12	7078N	
V8 5.9L 360cid	1971-68	Opt. 55 Amp	FO	65	12	7058N	7078N
V8 5.9L 360cid		Std. 40 Amp	FO	65	12	7058N	7078N
V8 5.9L 5899cc 360cid	1974-72	Opt. 60 Amp, 1-Groove Pulley	FO	65	12	7078N	
V8 5.9L 5899cc 360cid		Opt. 60 Amp, 2-Groove Pulley	FO	65	12	7078N	

ALTERNATORS AND GENERATORS

ENGINE	YEAR	APPLICATION	Mfg	Amp	Volt	PART NO.	OPT. NO.
Ford (Cont'd)							
F-350 Pickup (Cont'd)							
V8 5.9L 5899cc 360cid	1974-72	Std. 40 Amp, 1-Groove Pulley	FO	65	12	7078N	
V8 5.9L 5899cc 360cid		Std. 40 Amp, 2-Groove Pulley	FO	65	12	7078N	
V8 5.9L 5899cc 360cid	1971-68	Opt. 55 Amp	FO	65	12	7058N	7078N
V8 5.9L 5899cc 360cid		Std. 40 Amp	FO	65	12	7058N	7078N
V8 5.9L 5900cc 360cid	1974-72	Opt. 60 Amp, 1-Groove Pulley	FO	65	12	7078N	
V8 5.9L 5900cc 360cid		Opt. 60 Amp, 2-Groove Pulley	FO	65	12	7078N	
V8 5.9L 5900cc 360cid		Std. 40 Amp, 1-Groove Pulley	FO	65	12	7078N	
V8 5.9L 5900cc 360cid		Std. 40 Amp, 2-Groove Pulley	FO	65	12	7078N	
V8 5.9L 5900cc 360cid	1971-68	Opt. 55 Amp	FO	65	12	7058N	7078N
V8 5.9L 5900cc 360cid		Std. 40 Amp	FO	65	12	7058N	7078N
V8 6.4L 390cid	1974-72	Opt. 60 Amp, 1-Groove Pulley	FO	65	12	7078N	
V8 6.4L 390cid		Opt. 60 Amp, 2-Groove Pulley	FO	65	12	7078N	
V8 6.4L 390cid		Std. 40 Amp, 1-Groove Pulley	FO	65	12	7078N	
V8 6.4L 390cid		Std. 40 Amp, 2-Groove Pulley	FO	65	12	7078N	
V8 6.4L 390cid	1971-68	Opt. 55 Amp	FO	65	12	7058N	7078N
V8 6.4L 390cid		Std. 40 Amp	FO	65	12	7058N	7078N
V8 6.4L 6391cc 390cid	1974-72	Opt. 60 Amp, 1-Groove Pulley	FO	65	12	7078N	
V8 6.4L 6391cc 390cid		Opt. 60 Amp, 2-Groove Pulley	FO	65	12	7078N	
V8 6.4L 6391cc 390cid		Std. 40 Amp, 1-Groove Pulley	FO	65	12	7078N	
V8 6.4L 6391cc 390cid		Std. 40 Amp, 2-Groove Pulley	FO	65	12	7078N	
V8 6.4L 6391cc 390cid	1971-68	Opt. 55 Amp	FO	65	12	7058N	7078N
V8 6.4L 6391cc 390cid		Std. 40 Amp	FO	65	12	7058N	7078N
V8 6.4L 6392cc 390cid	1974-72	Opt. 60 Amp, 1-Groove Pulley	FO	65	12	7078N	
V8 6.4L 6392cc 390cid		Opt. 60 Amp, 2-Groove Pulley	FO	65	12	7078N	
V8 6.4L 6392cc 390cid		Std. 40 Amp, 1-Groove Pulley	FO	65	12	7078N	
V8 6.4L 6392cc 390cid		Std. 40 Amp, 2-Groove Pulley	FO	65	12	7078N	
V8 6.4L 6392cc 390cid	1971-68	Opt. 55 Amp	FO	65	12	7058N	7078N
V8 6.4L 6392cc 390cid		Std. 40 Amp	FO	65	12	7058N	7078N
V8 7.5L 460cid	1974-73	Opt. 60 Amp	FO	65	12	7078N	
V8 7.5L 460cid		Std. 40 Amp	FO	65	12	7078N	
V8 7.5L 7539cc 460cid		Opt. 60 Amp	FO	65	12	7078N	
V8 7.5L 7539cc 460cid		Std. 40 Amp	FO	65	12	7078N	
F-350 Super Duty							
V10 6.8L 415cid	2008-06	130 Amp	FO	130	12	8429N	
V10 6.8L 415cid	2004-99	Opt. 130 Amp, 6 Groove Pulley	FO	130	12	7776N	
V10 6.8L 415cid	2004-02	110 Amp, 6 Groove Pulley	FO	110	12	8310N	
V10 6.8L 415cid	2001-99	Opt. 130 Amp, 8 Groove Pulley	FO	130	12	7764N-8G	
V10 6.8L 415cid		Std. 95 Amp	FO	95	12	7790N	
V10 6.8L 415cid	2010	Std. Unit	ND	150	12	11293R	
V10 6.8L 415cid	2009	NDenso Unit, 150 Amp	ND	150	12	11293R	
V10 6.8L 415cid	2005	130 Amp	FO	130	12	8429N	
V8 5.4L 330cid	2010-09	NDenso Unit, 150 Amp	ND	150	12	11293R	
V8 5.4L 330cid	2008-06	130 Amp	FO	130	12	8429N	
V8 5.4L 330cid	2004-99	Opt. 130 Amp, 6 Groove Pulley	FO	130	12	7776N	
V8 5.4L 330cid	2004-02	110 Amp, 6 Groove Pulley	FO	110	12	8310N	
V8 5.4L 330cid	2001-99	Opt. 130 Amp, 8 Groove Pulley	FO	130	12	7764N-8G	
V8 5.4L 330cid	2005	130 Amp	FO	130	12	8429N	
V8 5.4L 330cid	2004	130 Amp, w/o pulley	FO	130	12	7776N-0G	
V8 5.4L 330cid		3G Family	FO	130	12	7776N	
V8 6.0L 363cid	2007-06	Diesel, Dual Alt System, Top Unit, 135 Amp (Originally Equipped)	FO	135	12	8478N	
V8 6.0L 363cid		Diesel, Exc. Dual Alt System, 110 Amp	FO	110	12	8479N	
V8 6.0L 363cid		Diesel, LN IR/ IF, 230A upgrade, 3 Bolt Pad Mount	LN	230	12	7341N	
V8 6.0L 363cid	2005-03	Diesel, Dual Alt System, Bottom Unit, 110 Amp	FO	120	12	8308N	
V8 6.0L 363cid		Diesel, LN IR/ IF, 230A upgrade, 3 Bolt Pad Mount	LN	230	12	7341N	
V8 6.0L 363cid	2004-03	Diesel, Exc. Dual Alt System, 110 Amp	FO	110	12	8306N	
V8 6.0L 363cid	2007	Diesel, Dual Alt System, Bottom Unit, 120 Amp	FO	120	12	8477N	
V8 6.0L 363cid	2006	Diesel, Dual Alt System, Bottom Unit, From 12/5/05, 120 Amp ...	FO	120	12	8477N	
V8 6.0L 363cid		Diesel, Dual Alt System, Bottom Unit, To 12/5/05, 110 Amp	FO	120	12	8308N	
V8 6.0L 363cid	2005	Diesel, Dual Alt System, Top Unit, From 11/2004, 135 Amp (Originally Equipped)	FO	135	12	8478N	
V8 6.0L 363cid		Diesel, Dual Alt System, Top Unit, To 11/2004, 135 Amp (Originally Equipped)	FO	135	12	8307N	
V8 6.0L 363cid		Diesel, Exc. Dual Alt System, From 9/14/04, 110 Amp	FO	110	12	8479N	
V8 6.0L 363cid		Diesel, Exc. Dual Alt System, To 9/14/04, 110 Amp	FO	110	12	8306N	

ALTERNATORS

ALTERNATORS AND GENERATORS

ALTERNATORS

ENGINE	YEAR	APPLICATION	Mfg	Amp	Volt	PART NO.	OPT. NO.
Ford (Cont'd)							
F-350 Super Duty (Cont'd)							
V8 6.0L 363cid	2004	Diesel, Dual Alt System, Top Unit, 135 Amp (Originally Equipped)	FO	135	12	8307N	
V8 6.0L 363cid	2003	Diesel, Dual Alt System, Top Unit, 135 Amp (Originally Equipped)	FO	135	12	8307N	
V8 6.4L 391cid	2010-08	Diesel, Dual Alt System, Motorcraft Unit, 120 Amp	FO	130	12	8522N	
V8 6.4L 391cid		Diesel, Dual Alt System, NDenso Unit, 200 Amp	ND	200	12	11290R	
V8 6.4L 391cid		Diesel, Exc. Dual Alt System	ND	125	12	11291R	
V8 7.3L 445cid	2003-02	Diesel, LN IR/ IF, 230A upgrade, 3 Bolt Pad Mount	LN	230	12	7341N	
V8 7.3L 445cid		Diesel, w/Ambulance Pkg. Auxiliary Alt, 105 Amp	FO	110	12	8317N	
V8 7.3L 445cid		Diesel, w/Ambulance Pkg. Primary Alt, 105 Amp	FO	110	12	8316N	
V8 7.3L 445cid		Diesel, w/o Ambulance Pkg. 105 Amp	FO	110	12	8316N	
V8 7.3L 445cid	2001-99	Diesel, LN IR/ IF, 230A upgrade, 3 Bolt Pad Mount	LN	230	12	7341N	
V8 7.3L 445cid		Diesel, w/Ambulance Pkg. Auxiliary Alt	FO	110	12	7799N	
V8 7.3L 445cid		Diesel, w/Ambulance Pkg. Primary Alt	FO	110	12	7796N	
V8 7.3L 445cid		Diesel, w/o Ambulance Pkg.	FO	110	12	7796N	
F-450							
V10 6.8L 415cid	2003	From 11/04/02, 110 Amp, 6 Groove Pulley	FO	110	12	8310N	
V10 6.8L 415cid		To 11/04/02, 110 Amp, 6 Groove Pulley	FO	110	12	8310N	
V10 6.8L 415cid	2002	110 Amp, 6 Groove Pulley	FO	110	12	8310N	
F-450 Super Duty							
V10 6.8L 415cid	2012-10	VIN Y, 150 Amp	ND	150	12	11293R	
V10 6.8L 415cid	2008-06	130 Amp	FO	130	12	8429N	
V10 6.8L 415cid	2004-02	Opt. 130 Amp, 6 Groove Pulley	FO	130	12	7776N	
V10 6.8L 415cid	2001-99	Opt. 130 Amp, 6 Groove Pulley	FO	130	12	7776N	
V10 6.8L 415cid		Opt. 130 Amp, 8 Groove Pulley	FO	130	12	7764N-8G	
V10 6.8L 415cid		Std. 95 Amp	FO	95	12	7790N	
V10 6.8L 415cid	2005	130 Amp	FO	130	12	8429N	
V10 6.8L 415cid	2003	From 11/04/02, 110 Amp, 6 Groove Pulley	FO	110	12	8310N	
V10 6.8L 415cid		To 11/04/02, 110 Amp, 6 Groove Pulley	FO	110	12	8310N	
V10 6.8L 415cid	2002	110 Amp, 6 Groove Pulley	FO	110	12	8310N	
V10 6.8L 415cid		Ford System (Std. 95 Amp)	FO	95	12	7790N	
V8 6.0L 363cid	2007-06	Diesel, Dual Alt System, Top Unit, 135 Amp (Originally Equipped)	FO	135	12	8478N	
V8 6.0L 363cid		Diesel, Exc. Dual Alt System, 110 Amp	FO	110	12	8479N	
V8 6.0L 363cid		Diesel, LN IR/ IF, 230A upgrade, 3 Bolt Pad Mount	LN	230	12	7341N	
V8 6.0L 363cid	2006-04	Dual System (Bottom - 12/5/05-On)	FO	120	12	8477N	
V8 6.0L 363cid		Dual System (Bottom - To 12/5/05)	FO	120	12	8308N	
V8 6.0L 363cid	2005-03	Diesel, Dual Alt System, Bottom Unit, 110 Amp	FO	120	12	8308N	
V8 6.0L 363cid		Diesel, LN IR/ IF, 230A upgrade, 3 Bolt Pad Mount	LN	230	12	7341N	
V8 6.0L 363cid	2004-03	Diesel, Exc. Dual Alt System, 110 Amp	FO	110	12	8306N	
V8 6.0L 363cid		Diesel, Dual Alt System, Bottom Unit, 120 Amp	FO	120	12	8477N	
V8 6.0L 363cid	2006	Diesel, Dual Alt System, Bottom Unit, From 12/5/05, 120 Amp ...	FO	120	12	8477N	
V8 6.0L 363cid		Diesel, Dual Alt System, Bottom Unit, To 12/5/05, 110 Amp	FO	120	12	8308N	
V8 6.0L 363cid	2005	Diesel, Dual Alt System, Top Unit, From 11/2004, 135 Amp (Originally Equipped)	FO	135	12	8478N	
V8 6.0L 363cid		Diesel, Dual Alt System, Top Unit, To 11/2004, 135 Amp (Originally Equipped)	FO	135	12	8307N	
V8 6.0L 363cid		Diesel, Exc. Dual Alt System, From 9/14/04, 110 Amp	FO	110	12	8479N	
V8 6.0L 363cid		Diesel, Exc. Dual Alt System, To 9/14/04, 110 Amp	FO	110	12	8306N	
V8 6.0L 363cid	2004	Diesel, Dual Alt System, Top Unit, 135 Amp (Originally Equipped)	FO	135	12	8307N	
V8 6.0L 363cid		Diesel, Single System	FO	110	12	8479N	
V8 6.0L 363cid	2003	Diesel, Dual Alt System, Top Unit, 135 Amp (Originally Equipped)	FO	135	12	8307N	
V8 6.0L 363cid		Dual System (Bottom)	FO	120	12	8308N	
V8 6.0L 363cid		Single System, To 9/15/04, 105 Amp	FO	110	12	8306N	
V8 6.4L 391cid	2010-08	Diesel, Dual Alt System, Motorcraft Unit, 120 Amp	FO	130	12	8522N	
V8 6.4L 391cid		Diesel, Dual Alt System, NDenso Unit, 200 Amp	ND	200	12	11290R	
V8 6.4L 391cid		Diesel, Exc. Dual Alt System	ND	125	12	11291R	
V8 6.4L 391cid	2008	Denso (Part of Dual System)	ND	200	12	11290R	
V8 7.3L 445cid	2003-02	Diesel, LN IR/ IF, 230A upgrade, 3 Bolt Pad Mount	LN	230	12	7341N	
V8 7.3L 445cid		Diesel, w/Ambulance Pkg. Auxiliary Alt, 105 Amp	FO	110	12	8317N	
V8 7.3L 445cid		Diesel, w/Ambulance Pkg. Primary Alt, 105 Amp	FO	110	12	8316N	
V8 7.3L 445cid		Diesel, w/o Ambulance Pkg. 105 Amp	FO	110	12	8316N	
V8 7.3L 445cid		Dual System (Bottom) 105 Amp	FO	110	12	8317N	

ALTERNATORS AND GENERATORS

ENGINE	YEAR	APPLICATION	Mfg	Amp	Volt	PART NO.	OPT. NO.
Ford (Cont'd)							
F-450 Super Duty (Cont'd)							
V8 7.3L 445cid	2003-02	Dual System (Top) 105 Amp	FO	110	12	8316N	
V8 7.3L 445cid	2001-99	Diesel, LN IR/ IF, 230A upgrade, 3 Bolt Pad Mount	LN	230	12	7341N	
V8 7.3L 445cid		Diesel, Single System, 110 Amp	FO	110	12	7798N	
V8 7.3L 445cid		Diesel, w/Ambulance Pkg. Auxiliary Alt	FO	110	12	7799N	
V8 7.3L 445cid		Diesel, w/Ambulance Pkg. Primary Alt	FO	110	12	7796N	
V8 7.3L 445cid		Diesel, w/o Ambulance Pkg.	FO	110	12	7796N	
V8 7.3L 445cid		Dual System (Bottom)	FO	110	12	7799N	
V8 7.3L 445cid		Dual System (Top)	FO	110	12	7796N	
V8 7.3L 445cid	2002	Single System, 105 Amp	FO	110	12	8317N	
F-500							
V8 5.9L 360cid	1976-75	Opt. 60 Amp, 1-Groove Pulley	FO	65	12	7078N	
V8 5.9L 360cid		Opt. 60 Amp, 2-Groove Pulley	FO	65	12	7078N	
V8 5.9L 360cid		Std. 40 Amp, 1-Groove Pulley	FO	65	12	7078N	
V8 5.9L 360cid		Std. 40 Amp, 2-Groove Pulley	FO	65	12	7078N	
V8 6.4L 390cid		Opt. 60 Amp, 1-Groove Pulley	FO	65	12	7078N	
V8 6.4L 390cid		Opt. 60 Amp, 2-Groove Pulley	FO	65	12	7078N	
V8 6.4L 390cid		Std. 40 Amp, 1-Groove Pulley	FO	65	12	7078N	
V8 6.4L 390cid		Std. 40 Amp, 2-Groove Pulley	FO	65	12	7078N	
F53							
V10 6.8L 415cid	2009-05	130 Amp	FO	130	12	8429N	
V10 6.8L 415cid	2008-06	130 Amp	FO	130	12	8429N	
V10 6.8L 415cid	2004-99	Opt. 130 Amp, 6 Groove Pulley	FO	130	12	7776N	
V10 6.8L 415cid	2000-99	Std. 95 Amp	FO	95	12	7790N	
V10 6.8L 415cid	2003	From 11/04/02, 110 Amp, 6 Groove Pulley	FO	110	12	8310N	
V10 6.8L 415cid		To 11/04/02, 110 Amp, 6 Groove Pulley	FO	110	12	8310N	
V10 6.8L 415cid	2002	110 Amp, 6 Groove Pulley	FO	110	12	8310N	
V8 7.5L 460cid	1997-96	Std. 95 Amp	FO	95	12	7749-3N-6G1	
V8 7.5L 460cid	1997-95	Opt., 95 Amp	FO	95	12	7749-3N-2G	
V8 7.5L 460cid		Std. 95 Amp, w/o pulley	FO	95	12	7749-3N-0G	
V8 7.5L 460cid	1995-92	Opt. 130 Amp	FO	130	12	7756-3N-6G1	
V8 7.5L 460cid	1994-88	w/pulley, w/Internal Reg, 75 Amp, 10:00 Plug Position	FO	80	12	7745-10N	
V8 7.5L 460cid	1992-91	w/Alt Plug, Std. 70 Amp	FO	100	12	7705-9N	
V8 7.5L 460cid	1992-90	w/2:00 Alt Plug, 80 Amp	FO	80	12	7745-2N	
V8 7.5L 460cid	1996	VIN G, Opt., 95 Amp	FO	95	12	7749-3N-2G	
V8 7.5L 460cid	1995	130 Amp, w/o pulley	FO	130	12	7756-3N-0G	
V8 7.5L 460cid		Std. 95 Amp	FO	95	12	7749-3N-6G2	
F-550 Super Duty							
V10 6.8L 415cid	2012-10	VIN Y, 150 Amp	ND	150	12	11293R	
V10 6.8L 415cid	2008-06	130 Amp	FO	130	12	8429N	
V10 6.8L 415cid	2004-02	Opt. 130 Amp, 6 Groove Pulley	FO	130	12	7776N	
V10 6.8L 415cid	2001-99	Opt. 130 Amp, 6 Groove Pulley	FO	130	12	7776N	
V10 6.8L 415cid		Opt. 130 Amp, 8 Groove Pulley	FO	130	12	7764N-8G	
V10 6.8L 415cid		Std. 95 Amp	FO	95	12	7790N	
V10 6.8L 415cid	2009	150 Amp	ND	150	12	11293R	
V10 6.8L 415cid	2005	130 Amp	FO	130	12	8429N	
V10 6.8L 415cid	2003	From 11/04/02, 110 Amp, 6 Groove Pulley	FO	110	12	8310N	
V10 6.8L 415cid		To 11/04/02, 110 Amp, 6 Groove Pulley	FO	110	12	8310N	
V10 6.8L 415cid	2002	110 Amp, 6 Groove Pulley	FO	110	12	8310N	
V10 6.8L 415cid		Ford System (Std. 95 Amp)	FO	95	12	7790N	
V10 6.8L 415cid		Opt. 130 Amp, 8 Groove Pulley	FO	130	12	7764N-8G	
V8 6.0L 363cid	2007-06	Diesel, Dual Alt System, Top Unit, 135 Amp (Originally Equipped)	FO	135	12	8478N	
V8 6.0L 363cid		Diesel, Exc. Dual Alt System, 110 Amp	FO	110	12	8479N	
V8 6.0L 363cid		Diesel, LN IR/ IF, 230A upgrade, 3 Bolt Pad Mount	LN	230	12	7341N	
V8 6.0L 363cid	2006-04	Dual System (Bottom - 12/5/05-On)	FO	120	12	8477N	
V8 6.0L 363cid		Dual System (Bottom - 12/5/05)	FO	120	12	8308N	
V8 6.0L 363cid	2005-04	Diesel, LN IR/ IF, 230A upgrade, 3 Bolt Pad Mount	LN	230	12	7341N	
V8 6.0L 363cid	2005-03	Diesel, Dual Alt System, Bottom Unit, 110 Amp	FO	120	12	8308N	
V8 6.0L 363cid	2007	Diesel, Dual Alt System, Bottom Unit, 120 Amp	FO	120	12	8477N	
V8 6.0L 363cid	2006	Diesel, Dual Alt System, Bottom Unit, From 12/5/05, 120 Amp ...	FO	120	12	8477N	
V8 6.0L 363cid		Diesel, Dual Alt System, Bottom Unit, To 12/5/05, 110 Amp	FO	120	12	8308N	
V8 6.0L 363cid	2005	Diesel, Dual Alt System, Top Unit, From 11/2004, 135 Amp (Originally Equipped)	FO	135	12	8478N	

ALTERNATORS

ALTERNATORS AND GENERATORS

ENGINE	YEAR	APPLICATION	Mfg	Amp	Volt	PART NO.	OPT. NO.
Ford (Cont'd)							
F-550 Super Duty (Cont'd)							
V8 6.0L 363cid	2005	Diesel, Dual Alt System, Top Unit, To 11/2004, 135 Amp (Originally Equipped)	FO	135	12	8307N	
V8 6.0L 363cid		Diesel, Exc. Dual Alt System, From 9/14/04, 110 Amp	FO	110	12	8479N	
V8 6.0L 363cid		Diesel, Exc. Dual Alt System, To 9/14/04, 110 Amp	FO	110	12	8306N	
V8 6.0L 363cid	2004	Diesel, Dual Alt System, Top Unit, 135 Amp (Originally Equipped)	FO	135	12	8307N	
V8 6.0L 363cid		Diesel, Exc. Dual Alt System, 110 Amp	FO	110	12	8306N	
V8 6.0L 363cid		Diesel, Single System	FO	110	12	8479N	
V8 6.0L 363cid	2003	Diesel, Dual Alt System, Top Unit, 135 Amp (Originally Equipped)	FO	135	12	8307N	
V8 6.0L 363cid		Diesel, Exc. Dual Alt System, 110 Amp	FO	110	12	8306N	
V8 6.0L 363cid		Diesel, LN IR/ IF, 230A upgrade, 3 Bolt Pad Mount	LN	230	12	7341N	
V8 6.0L 363cid		Dual System (Bottom)	FO	120	12	8308N	
V8 6.0L 363cid		Dual System (Bottom) 105 Amp	FO	110	12	8317N	
V8 6.0L 363cid		Single System, To 9/15/04, 105 Amp	FO	110	12	8306N	
V8 6.4L 391cid	2010-08	Diesel, Dual Alt System, Motorcraft Unit, 120 Amp	FO	130	12	8522N	
V8 6.4L 391cid		Diesel, Dual Alt System, NDenso Unit, 200 Amp	ND	200	12	11290R	
V8 6.4L 391cid		Diesel, Exc. Dual Alt System	ND	125	12	11291R	
V8 7.3L 445cid	2003-02	Diesel, LN IR/ IF, 230A upgrade, 3 Bolt Pad Mount	LN	230	12	7341N	
V8 7.3L 445cid		Diesel, w/Ambulance Pkg. Auxiliary Alt, 105 Amp	FO	110	12	8317N	
V8 7.3L 445cid		Diesel, w/Ambulance Pkg. Primary Alt, 105 Amp	FO	110	12	8316N	
V8 7.3L 445cid		Diesel, w/o Ambulance Pkg. 105 Amp	FO	110	12	8316N	
V8 7.3L 445cid		Dual System (Top) 105 Amp	FO	110	12	8316N	
V8 7.3L 445cid		Single System, 105 Amp	FO	110	12	8317N	
V8 7.3L 445cid	2001-99	Diesel, LN IR/ IF, 230A upgrade, 3 Bolt Pad Mount	LN	230	12	7341N	
V8 7.3L 445cid		Diesel, Single System, 110 Amp	FO	110	12	7798N	
V8 7.3L 445cid		Diesel, w/Ambulance Pkg. Auxiliary Alt	FO	110	12	7799N	
V8 7.3L 445cid		Diesel, w/Ambulance Pkg. Primary Alt	FO	110	12	7796N	
V8 7.3L 445cid		Diesel, w/o Ambulance Pkg.	FO	110	12	7796N	
V8 7.3L 445cid		Dual System (Bottom)	FO	110	12	7799N	
V8 7.3L 445cid		Dual System (Top)	FO	110	12	7796N	
V8 7.3L 445cid	2002	Dual System (Bottom) 105 Amp	FO	110	12	8317N	
F59							
V8 7.3L 445cid	1997-95	215 Amp	MI	215	12	12075N	
V8 7.3L 445cid	1997-93	165 Amp	LN	165	12	7772N	
V8 7.3L 445cid	1997-92	130 Amp	FO	130	12	7768N-6G2	
V8 7.3L 445cid	1992-88	70 Amp	FO	100	12	7705-9N	
V8 7.3L 445cid	1991-88	165 Amp	LN	165	12	7767N	
V8 7.3L 445cid	1992	165 Amp, GL270	LN	165	12	7767N	
V8 7.3L 445cid		165 Amp, GL337	LN	165	12	7772N	
F600							
Caterpillar 3208	1989-82	Ford "Blue Back" Alternator 75 Amp, ER/EF	FO	90	12	7712N	
Caterpillar 3208		Ford "Blue Back" Alternator 90 Amp, ER/EF	FO	90	12	7712N	
Caterpillar 3306	1993-90	Ford 3G (Larger Frt. Brg.) str. mount, 95 Amp, 8S pulley	FO	95	12	7785N	
Caterpillar 3306		Ford 3G (Std.) 95 Amp, str. mount, 2V pulley	FO	95	12	7749-3N-2G	
Caterpillar 3306		Ford 3G (Std.) 95 Amp, str. mount, w/o pulley	FO	95	12	7749-3N-0G	
Caterpillar 3306	1993-88	Ford "Blue Back" Alternator 75 Amp, ER/EF	FO	90	12	7712N	
Caterpillar 3306		Ford "Blue Back" Alternator 90 Amp, ER/EF	FO	90	12	7712N	
Cummins (FD1060)	5.9L-359 1999-97	Delco 21SI 100 Amp, longer SRE rotor bearing	DR	130	12	8027N	7644N
Cummins (FD1060)	5.9L-359	Delco 21SI 115 Amp, 2V pulley, longer SRE bearing	DR	130	12	8027N	7644N
Cummins (FD1060)	5.9L-359	Delco 21SI 145 Amp, longer SRE bearing	DR	145-160	12	7644N	8076N
Cummins (FD1060)	5.9L-359	Delco 22SI 130 Amp	DR	130	12	8073N	8076N
Cummins (FD1060)	5.9L-359	Delco 22SI, 145 Amp	DR	145	12	8076N	7644N
Cummins (FD1060)	5.9L-359	Leece Neville (Dual Mtg.) IR/EF, 105 Amp, longer SRE bearing .	LN	130	12	7612N	7613N
Cummins (FD1060)	5.9L-359	Leece Neville (Dual Mtg.) IR/EF, 145 Amp, longer SRE bearing .	LN	160	12	7613N	7613N-LC
Cummins (FD1060)	5.9L-359	Leece Neville LC ser. (Dual Mtg.) IR/EF, 130 Amp, self excite	LN	130	12	7612N	7613N

ALTERNATORS AND GENERATORS

ENGINE	YEAR	APPLICATION	Mfg	Amp	Volt	PART NO.	OPT. NO.
Ford (Cont'd)							
F600 (Cont'd)							
Cummins (FD1060)	5.9L-359	Motorola (Dual Mtg., I/R, HD) 140 Amp	LN	160	12	8329N	
Cummins (FD1060)	5.9L-359	Opt. Serv. Repl., DR 24SI, J180 Mt., 160 Amp	DR	160	12	8718N	
Cummins (FD1060)	5.9L-359	1999-92 Bosch Repl. Unit, 200 Amp, 3 Mounting Ears	BO	200	12	12715N	
Cummins (FD1060)	5.9L-359	Bosch Replacement Unit, 160 Amp, 3 Mounting Ears	BO	160	12	12490N	12715N
Cummins (FD1060)	5.9L-359	Ford 3G (Larger Frt. Brg.) str. mount, 95 Amp, 8S pulley	FO	95	12	7785N	
Cummins (FD1060)	5.9L-359	Ford 3G (Std.) 95 Amp, str. mount, 2V pulley	FO	95	12	7749-3N-2G	
Cummins (FD1060)	5.9L-359	Ford 3G (Std.) 95 Amp, str. mount, w/o pulley	FO	95	12	7749-3N-0G	
Cummins (FD1060)	5.9L-359	Leece Neville LC Series, 160 Amp, stator activated, 239 mm Rotor OAL	LN	160	12	7613N-LC	
Cummins (FD1060)	5.9L-359	Motorola (Dual Mtg.) 130 Amp, IR	LN	160	12	8329N	
Cummins (FD1060)	5.9L-359	1996-92 Delco 21SI 100 Amp, Std. SRE bearing	DR	130	12	8027N	7644N
Cummins (FD1060)	5.9L-359	Delco 21SI 115 Amp, 2V pulley, Std. SRE bearing	DR	130	12	8027N	7644N
Cummins (FD1060)	5.9L-359	Delco 21SI 130 Amp, longer SRE rotor bearing, w/I Term.	DR	130	12	8027N	7644N
Cummins (FD1060)	5.9L-359	Delco 21SI 65 Amp	DR	130	12	8027N	7644N
Cummins (FD1060)	5.9L-359	Ford "Blue Back" Alternator 75 Amp, ER/EF	FO	90	12	7712N	
Cummins (FD1060)	5.9L-359	Ford "Blue Back" Alternator 90 Amp, ER/EF	FO	90	12	7712N	
Cummins (FD1060)	5.9L-359	Leece Neville (J-180 Mtg.) IR/EF, 105 Amp, Std. SRE bearing ...	LN	130	12	7612N	7613N
Cummins (FD1060)	5.9L-359	Leece Neville (J-180 Mtg.) IR/EF, 130 Amp	LN	130	12	7612N	7613N
Cummins (FD1060)	5.9L-359	Leece Neville (J-180 Mtg.) IR/EF, 90 Amp, B+ 5/16	LN	130	12	7612N	7613N
Cummins (FD1060)	5.9L-359	Leece Neville, IR/EF, 160 Amp, trio activated, (235mm rotor OAL)	LN	160	12	7613N	7613N-LC
Cummins (FD1460)	8.3L-504	1999-97 Delco 21SI 100 Amp, longer SRE rotor bearing	DR	130	12	8027N	7644N
Cummins (FD1460)	8.3L-504	Delco 21SI 115 Amp, 2V pulley, longer SRE bearing	DR	130	12	8027N	7644N
Cummins (FD1460)	8.3L-504	Delco 21SI 130 Amp, longer SRE rotor bearing	DR	130	12	8027N	7644N
Cummins (FD1460)	8.3L-504	Delco 21SI 145 Amp, longer SRE bearing	DR	145-160	12	7644N	8076N
Cummins (FD1460)	8.3L-504	Delco 22SI 130 Amp	DR	130	12	8073N	8076N
Cummins (FD1460)	8.3L-504	Delco 22SI, 145 Amp	DR	145	12	8076N	7644N
Cummins (FD1460)	8.3L-504	Leece Neville (Dual Mtg.) IR/EF, 105 Amp, longer SRE bearing .	LN	130	12	7612N	7613N
Cummins (FD1460)	8.3L-504	Leece Neville (Dual Mtg.) IR/EF, 145 Amp, longer SRE bearing .	LN	160	12	7613N	7613N-LC
Cummins (FD1460)	8.3L-504	Leece Neville LC ser. (Dual Mtg.) IR/EF, 130 Amp, self excite	LN	130	12	7612N	7613N
Cummins (FD1460)	8.3L-504	Motorola (Dual Mtg., I/R, HD) 140 Amp	LN	160	12	8329N	
Cummins (FD1460)	8.3L-504	Opt. Serv. Repl., DR 24SI, J180 Mt., 160 Amp	DR	160	12	8718N	
Cummins (FD1460)	8.3L-504	1999-92 Bosch Repl. Unit, 200 Amp, 3 Mounting Ears	BO	200	12	12715N	
Cummins (FD1460)	8.3L-504	Bosch Replacement Unit, 160 Amp, 3 Mounting Ears	BO	160	12	12490N	12715N

ALTERNATORS

ALTERNATORS AND GENERATORS

ENGINE	YEAR	APPLICATION	Mfg	Amp	Volt	PART NO.	OPT. NO.
Ford (Cont'd)							
F600 (Cont'd)							
Cummins (FD1460)	8.3L-504	Ford 3G (Std.) 95 Amp, str. mount, 2V pulley	FO	95	12	7749-3N-2G	
Cummins (FD1460)	8.3L-504	Ford 3G (Std.) 95 Amp, str. mount, w/o pulley	FO	95	12	7749-3N-0G	
Cummins (FD1460)	8.3L-504	Leece Neville LC Series, 160 Amp, stator activated, 239 mm Rotor OAL	LN	160	12	7613N-LC	
Cummins (FD1460)	8.3L-504	Motorola (Dual Mtg.) 130 Amp, IR	LN	160	12	8329N	
Cummins (FD1460)	8.3L-504	1998-92 Ford 3G (Larger Frt. Brg.) str. mount, 95 Amp, 8S pulley	FO	95	12	7785N	
Cummins (FD1460)	8.3L-504	1996-92 Delco 21SI 100 Amp, Std. SRE bearing	DR	130	12	8027N	7644N
Cummins (FD1460)	8.3L-504	Delco 21SI 115 Amp, 2V pulley, Std. SRE bearing	DR	130	12	8027N	7644N
Cummins (FD1460)	8.3L-504	Delco 21SI 130 Amp, longer SRE rotor bearing, w/l Term.	DR	130	12	8027N	7644N
Cummins (FD1460)	8.3L-504	Delco 21SI 65 Amp	DR	130	12	8027N	7644N
Cummins (FD1460)	8.3L-504	Ford "Blue Back" Alternator 75 Amp, ER/EF	FO	90	12	7712N	
Cummins (FD1460)	8.3L-504	Ford "Blue Back" Alternator 90 Amp, ER/EF	FO	90	12	7712N	
Cummins (FD1460)	8.3L-504	Leece Neville (J-180 Mtg.) IR/EF, 105 Amp, Std. SRE bearing ...	LN	130	12	7612N	7613N
Cummins (FD1460)	8.3L-504	Leece Neville (J-180 Mtg.) IR/EF, 130 Amp	LN	130	12	7612N	7613N
Cummins (FD1460)	8.3L-504	Leece Neville (J-180 Mtg.) IR/EF, 90 Amp, B+ 5/16	LN	130	12	7612N	7613N
Cummins (FD1460)	8.3L-504	Leece Neville, IR/EF, 160 Amp, trio activated, (235mm rotor OAL)	LN	160	12	7613N	7613N-LC
DD 8.2L (501)	1989-88	Bosch Repl. Unit, 200 Amp, 3 Mounting Ears	BO	200	12	12715N	
DD 8.2L (501)		Bosch Replacement Unit, 160 Amp, 3 Mounting Ears	BO	160	12	12490N	12715N
DD 8.2L (501)		Ford "Blue Back" Alternator 75 Amp, ER/EF	FO	90	12	7712N	
DD 8.2L (501)		Ford "Blue Back" Alternator 90 Amp, ER/EF	FO	90	12	7712N	
DD 8.2L (501)		Ford Oversize Unit - 65 Amp, ER/EF	FO	90	12	7069	
DD 8.2L (501)		Leece Neville (J-180 Mtg.) IR/EF, 105 Amp, Std. SRE bearing ...	LN	130	12	7612N	7613N
DD 8.2L (501)		Leece Neville (J-180 Mtg.) IR/EF, 130 Amp	LN	130	12	7612N	7613N
DD 8.2L (501)		Leece Neville (J-180 Mtg.) IR/EF, 90 Amp, B+ 5/16	LN	130	12	7612N	7613N
DD 8.2L (501)		Leece Neville LC Series, 160 Amp, stator activated, 239 mm Rotor OAL	LN	160	12	7613N-LC	
DD 8.2L (501)		Leece Neville, IR/EF, 160 Amp, trio activated, (235mm rotor OAL)	LN	160	12	7613N	7613N-LC
DD 8.2L (501)		Motorola (Dual Mtg.) 130 Amp, IR	LN	160	12	8329N	
Ford 6.6L (401) L6 Diesel	1995-94	Ford "Blue Back" Alternator 75 Amp, ER/EF	FO	90	12	7712N	
Ford 6.6L (401) L6 Diesel		Ford "Blue Back" Alternator 90 Amp, ER/EF	FO	90	12	7712N	
Ford 6.6L (401) L6 Diesel		Ford 3G (Larger Frt. Brg.) str. mount, 95 Amp, 8S pulley	FO	95	12	7785N	
Ford 6.6L (401) L6 Diesel		Ford 3G (Std.) 95 Amp, str. mount, 2V pulley	FO	95	12	7749-3N-2G	
Ford 6.6L (401) L6 Diesel	1985-82	Ford 40-60 Amp Alternator (E/R)	FO	65	12	7078N	
Ford 6.6L (401) L6 Diesel		Ford Oversize Unit - 65 Amp, ER/EF	FO	90	12	7069	
Ford 7.0L (429) V8 Gas	1998-95	Bosch Repl. Unit, 200 Amp, 3 Mounting Ears	BO	200	12	12715N	
Ford 7.0L (429) V8 Gas		Bosch Replacement Unit, 160 Amp, 3 Mounting Ears	BO	160	12	12490N	12715N
Ford 7.0L (429) V8 Gas		Ford 3G (Larger Frt. Brg.) str. mount, 95 Amp, 8S pulley	FO	95	12	7785N	
Ford 7.0L (429) V8 Gas		Ford 3G (Std.) 95 Amp, str. mount, 2V pulley	FO	95	12	7749-3N-2G	
Ford 7.0L (429) V8 Gas		Ford 3G (Std.) 95 Amp, str. mount, w/o pulley	FO	95	12	7749-3N-0G	
Ford 7.0L (429) V8 Gas		Ford 3G, 115 Amp, 2V pulley, str.mount, 3:00 Plug Position	FO	115	12	7778-3N	
Ford 7.0L (429) V8 Gas		Ford 3G, 115 Amp, 2V, str. Mount, 11:00 Plug Position	FO	95	12	7749-11N	
Ford 7.0L (429) V8 Gas		Ford 3G, 115 Amp, w/o pulley, str. mount, 3:00 plug position	FO	115	12	7778-3N-0G	
Ford 7.0L (429) V8 Gas		Leece Neville (J-180 Mtg.) IR/EF, 105 Amp, Std. SRE bearing ...	LN	130	12	7612N	7613N
Ford 7.0L (429) V8 Gas		Leece Neville (J-180 Mtg.) IR/EF, 130 Amp	LN	130	12	7612N	7613N
Ford 7.0L (429) V8 Gas		Leece Neville (J-180 Mtg.) IR/EF, 90 Amp, B+ 5/16	LN	130	12	7612N	7613N
Ford 7.0L (429) V8 Gas		Leece Neville LC Series, 160 Amp, stator activated, 239 mm Rotor OAL	LN	160	12	7613N-LC	
Ford 7.0L (429) V8 Gas		Leece Neville, IR/EF, 160 Amp, trio activated, (235mm rotor OAL)	LN	160	12	7613N	7613N-LC

ALTERNATORS AND GENERATORS

ENGINE	YEAR	APPLICATION	Mfg	Amp	Volt	PART NO.	OPT. NO.
Ford (Cont'd)							
F600 (Cont'd)							
Ford 7.0L (429) V8 Gas	1998-95	Motorola (Dual Mtg.) 130 Amp, IR	LN	160	12	8329N	
Ford 7.0L (429) V8 Gas		Motorola (Dual Mtg., I/R, HD) 140 Amp	LN	160	12	8329N	
Ford 7.8L (476) L6 Diesel	1995-92	Ford 3G (Larger Frt. Brg.) str. mount, 95 Amp, 8S pulley	FO	95	12	7785N	
Ford 7.8L (476) L6 Diesel		Ford 3G (Std.) 95 Amp, str. mount, 2V pulley	FO	95	12	7749-3N-2G	
Ford 7.8L (476) L6 Diesel		Ford 3G (Std.) 95 Amp, str. mount, w/o pulley	FO	95	12	7749-3N-0G	
Ford 7.8L (476) L6 Diesel	1995-90	Ford "Blue Back" Alternator 75 Amp, ER/EF	FO	90	12	7712N	
Ford 7.8L (476) L6 Diesel		Ford "Blue Back" Alternator 90 Amp, ER/EF	FO	90	12	7712N	
Ford 7.8L (476) L6 Diesel	1991-82	Ford 40-60 Amp Alternator (E/R)	FO	65	12	7078N	
Ford 7.8L (476) L6 Diesel	1986-82	Ford Oversize Unit - 65 Amp, ER/EF	FO	90	12	7069	
L6 5.9L 359cid	1994-93	Bosch Repl. Unit, 200 Amp, 3 Mounting Ears	BO	200	12	12715N	
L6 5.9L 359cid		Bosch Replacement Unit, 160 Amp, 3 Mounting Ears	BO	160	12	12490N	12715N
L6 5.9L 359cid		Delco 21SI 100 Amp, Std. SRE bearing	DR	130	12	8027N	7644N
L6 5.9L 359cid		Delco 21SI 115 Amp, 2V pulley, Std. SRE bearing	DR	130	12	8027N	7644N
L6 5.9L 359cid		Delco 21SI 115 Amp, 8S pulley, Std. SRE bearing	DR	130	12	8027N	7644N
L6 5.9L 359cid		Delco 21SI 130 Amp, longer SRE rotor bearing, w/l Term.	DR	130	12	8027N	7644N
L6 5.9L 359cid		Delco 21SI 145 Amp, Std. SRE bearing	DR	145-160	12	7644N	8076N
L6 5.9L 359cid		Delco 21SI 65 Amp	DR	130	12	8027N	7644N
L6 5.9L 359cid		Ford "Blue Back" Alternator 75 Amp, ER/EF	FO	90	12	7712N	
L6 5.9L 359cid		Ford "Blue Back" Alternator 90 Amp, ER/EF	FO	90	12	7712N	
L6 5.9L 359cid		Ford 3G (Larger Frt. Brg.) str. mount, 95 Amp, 8S pulley	FO	95	12	7785N	
L6 5.9L 359cid		Ford 3G (Std.) 95 Amp, str. mount, 2V pulley	FO	95	12	7749-3N-2G	
L6 5.9L 359cid		Ford 3G (Std.) 95 Amp, str. mount, w/o pulley	FO	95	12	7749-3N-0G	
L6 5.9L 359cid		Leece Neville (J-180 Mtg.) IR/EF, 105 Amp, Std. SRE bearing ...	LN	130	12	7612N	7613N
L6 5.9L 359cid		Leece Neville (J-180 Mtg.) IR/EF, 130 Amp	LN	130	12	7612N	7613N
L6 5.9L 359cid		Leece Neville, IR/EF, 160 Amp, trio activated, (235mm rotor OAL)	LN	160	12	7613N	7613N-LC
L6 5.9L 359cid		Motorola (Dual Mtg.) 130 Amp, IR	LN	160	12	8329N	
L6 5.9L 359cid	1994	Leece Neville (J-180 Mtg.) IR/EF, 90 Amp, B+ 5/16	LN	130	12	7612N	7613N
L6 5.9L 359cid		Leece Neville LC Series, 160 Amp, stator activated, 239 mm Rotor OAL	LN	160	12	7613N-LC	
L6 6.6L 401cid	1993-92	Ford 3G (Larger Frt. Brg.) str. mount, 95 Amp, 8S pulley	FO	95	12	7785N	
L6 6.6L 401cid		Ford 3G (Std.) 95 Amp, str. mount, 2V pulley	FO	95	12	7749-3N-2G	
L6 6.6L 401cid		Ford 3G (Std.) 95 Amp, str. mount, w/o pulley	FO	95	12	7749-3N-0G	
L6 6.6L 401cid	1993-88	Ford "Blue Back" Alternator 75 Amp, ER/EF	FO	90	12	7712N	
L6 6.6L 401cid		Ford "Blue Back" Alternator 90 Amp, ER/EF	FO	90	12	7712N	
L6 6.6L 401cid	1991-86	Ford 40-60 Amp Alternator (E/R)	FO	65	12	7078N	
L6 6.6L 401cid	1987-86	Ford Oversize Unit - 65 Amp, ER/EF	FO	90	12	7069	
L6 6.6L 401cid		Ford Oversize Unit - 90 Amp, ER/EF	FO	90	12	7069	
L6 7.8L 473cid	1989-88	Ford "Blue Back" Alternator 75 Amp, ER/EF	FO	90	12	7712N	
L6 7.8L 473cid		Ford "Blue Back" Alternator 90 Amp, ER/EF	FO	90	12	7712N	
L6 7.8L 473cid	1989-87	Ford 40-60 Amp Alternator (E/R)	FO	65	12	7078N	
L6 7.8L 473cid		Ford Oversize Unit - 90 Amp, ER/EF	FO	90	12	7069	
L6 7.8L 473cid	1987	Ford Oversize Unit - 65 Amp, ER/EF	FO	90	12	7069	
V8 6.1L 370cid	1991-88	Ford "Blue Back" Alternator 75 Amp, ER/EF	FO	90	12	7712N	
V8 6.1L 370cid		Ford "Blue Back" Alternator 90 Amp, ER/EF	FO	90	12	7712N	
V8 6.1L 370cid	1991-82	Bosch Repl. Unit, 200 Amp, 3 Mounting Ears	BO	200	12	12715N	
V8 6.1L 370cid		Bosch Replacement Unit, 160 Amp, 3 Mounting Ears	BO	160	12	12490N	12715N
V8 6.1L 370cid		Ford 40-60 Amp Alternator (E/R)	FO	65	12	7078N	
V8 6.1L 370cid		Leece Neville (J-180 Mtg.) IR/EF, 105 Amp, Std. SRE bearing ...	LN	130	12	7612N	7613N
V8 6.1L 370cid		Leece Neville (J-180 Mtg.) IR/EF, 130 Amp	LN	130	12	7612N	7613N
V8 6.1L 370cid		Leece Neville (J-180 Mtg.) IR/EF, 90 Amp, B+ 5/16	LN	130	12	7612N	7613N
V8 6.1L 370cid		Leece Neville LC Series, 160 Amp, stator activated, 239 mm Rotor OAL	LN	160	12	7613N-LC	
V8 6.1L 370cid		Leece Neville, IR/EF, 160 Amp, trio activated, (235mm rotor OAL)	LN	160	12	7613N	7613N-LC
V8 6.1L 370cid		Motorola (Dual Mtg.) 130 Amp, IR	LN	160	12	8329N	
V8 6.1L 370cid		Motorola (Dual Mtg., I/R, HD) 140 Amp	LN	160	12	8329N	
V8 6.1L 370cid	1987-82	Ford Oversize Unit - 65 Amp, ER/EF	FO	90	12	7069	
V8 6.1L 370cid		Ford Oversize Unit - 90 Amp, ER/EF	FO	90	12	7069	
V8 7.0L 429cid	1994-92	Ford 3G (Larger Frt. Brg.) str. mount, 95 Amp, 8S pulley	FO	95	12	7785N	
V8 7.0L 429cid		Ford 3G (Std.) 95 Amp, str. mount, 2V pulley	FO	95	12	7749-3N-2G	
V8 7.0L 429cid		Ford 3G (Std.) 95 Amp, str. mount, w/o pulley	FO	95	12	7749-3N-0G	
V8 7.0L 429cid		Ford 3G, 115 Amp, 2V pulley, str. mount, 3:00 Plug Position	FO	115	12	7778-3N	
V8 7.0L 429cid		Ford 3G, 115 Amp, 2V, str. Mount, 11:00 Plug Position	FO	95	12	7749-11N	
V8 7.0L 429cid		Ford 3G, 115 Amp, w/o pulley, str. mount, 3:00 plug position	FO	115	12	7778-3N-0G	
V8 7.0L 429cid	1994-82	Bosch Repl. Unit, 200 Amp, 3 Mounting Ears	BO	200	12	12715N	

ALTERNATORS

ALTERNATORS AND GENERATORS

ENGINE	YEAR	APPLICATION	Mfg	Amp	Volt	PART NO.	OPT. NO.
Ford (Cont'd)							
F600 (Cont'd)							
V8 7.0L 429cid	1994-82	Bosch Replacement Unit, 160 Amp, 3 Mounting Ears	BO	160	12	12490N	12715N
V8 7.0L 429cid		Leece Neville (J-180 Mtg.) IR/EF, 105 Amp, Std. SRE bearing ...	LN	130	12	7612N	7613N
V8 7.0L 429cid		Leece Neville (J-180 Mtg.) IR/EF, 130 Amp	LN	130	12	7612N	7613N
V8 7.0L 429cid		Leece Neville (J-180 Mtg.) IR/EF, 90 Amp, B+ 5/16	LN	130	12	7612N	7613N
V8 7.0L 429cid		Leece Neville LC Series, 160 Amp, stator activated, 239 mm Rotor OAL	LN	160	12	7613N-LC	
V8 7.0L 429cid		Leece Neville, IR/EF, 160 Amp, trio activated, (235mm rotor OAL)	LN	160	12	7613N	7613N-LC
V8 7.0L 429cid		Motorola (Dual Mtg.) 130 Amp, IR	LN	160	12	8329N	
V8 7.0L 429cid		Motorola (Dual Mtg., I/R, HD) 140 Amp	LN	160	12	8329N	
V8 7.0L 429cid	1991-88	Ford "Blue Back" Alternator 75 Amp, ER/EF	FO	90	12	7712N	
V8 7.0L 429cid		Ford "Blue Back" Alternator 90 Amp, ER/EF	FO	90	12	7712N	
V8 7.0L 429cid	1991-82	Ford 40-60 Amp Alternator (E/R)	FO	65	12	7078N	
V8 7.0L 429cid	1987-82	Ford Oversize Unit - 65 Amp, ER/EF	FO	90	12	7069	
V8 7.0L 429cid		Ford Oversize Unit - 90 Amp, ER/EF	FO	90	12	7069	
V8 8.2L 501cid		Bosch Repl. Unit, 200 Amp, 3 Mounting Ears	BO	200	12	12715N	
V8 8.2L 501cid		Bosch Replacement Unit, 160 Amp, 3 Mounting Ears	BO	160	12	12490N	12715N
V8 8.2L 501cid		Ford "Blue Back" Alternator 75 Amp, ER/EF	FO	90	12	7712N	
V8 8.2L 501cid		Ford "Blue Back" Alternator 90 Amp, ER/EF	FO	90	12	7712N	
V8 8.2L 501cid		Ford Oversize Unit - 65 Amp, ER/EF	FO	90	12	7069	
V8 8.2L 501cid		Ford Oversize Unit - 90 Amp, ER/EF	FO	90	12	7069	
V8 8.2L 501cid		Leece Neville (J-180 Mtg.) IR/EF, 105 Amp, Std. SRE bearing ...	LN	130	12	7612N	7613N
V8 8.2L 501cid		Leece Neville (J-180 Mtg.) IR/EF, 130 Amp	LN	130	12	7612N	7613N
V8 8.2L 501cid		Leece Neville (J-180 Mtg.) IR/EF, 90 Amp, B+ 5/16	LN	130	12	7612N	7613N
V8 8.2L 501cid		Leece Neville LC Series, 160 Amp, stator activated, 239 mm Rotor OAL	LN	160	12	7613N-LC	
V8 8.2L 501cid		Leece Neville, IR/EF, 160 Amp, trio activated, (235mm rotor OAL)	LN	160	12	7613N	7613N-LC
V8 8.2L 501cid		Motorola (Dual Mtg.) 130 Amp, IR	LN	160	12	8329N	
Various Eng.	1995	Ford 3G (Std.) 95 Amp, str. mount, w/o pulley	FO	95	12	7749-3N-0G	
F650							
L6 5.9L 359cid	2007-04	LN IR/ EF, 270 Amp, Quad Pad Mt.	LN	270	12	8681N	
L6 5.9L 359cid	2003-00	Cummins ISB, Ford 6G, 110 Amp	FO	110	12	8262N	
L6 7.2L 441cid	2008-04	Caterpillar C-7, Bosch IR/IF, Repl. Unit, Quad Pad Mtg, 160 Amp	BO	160	12	12491N	12716N
L6 7.2L 441cid		Caterpillar C-7, Bosch IR/IF, Repl. Unit, Quad Pad Mtg, 200 Amp	BO	200	12	12716N	
L6 7.2L 441cid		Caterpillar C-7, DR 22SI Quad Pad Mt., 130 Amp	DR	145	12	8362N	12491N
L6 7.2L 441cid		Caterpillar C-7, Motorola 110 Amp	LN	160	12	8410N	8410N
L6 7.2L 441cid		Caterpillar C-7, Motorola 140 Amp	LN	160	12	8410N	8410N
L6 7.2L 441cid		Caterpillar C-7, Motorola 160 Amp	LN	160	12	8410N	8410N
L6 7.2L 441cid		Caterpillar C-7, Opt. Ser. Repl. DR 24SI, Quad Pad Mt., 160 Amp	DR	160	12	8719N	
L6 7.2L 441cid	2003-00	Caterpillar 3126, Ford 6G, 110 Amp	FO	110	12	8262N	
V8 6.0L 365cid	2006-04	International P Stroke, LN IR/ EF, 175 Amp, J-180 Mtg.	LN	175	12	8663N	
F700							
Caterpillar 3208	1989-82	Ford "Blue Back" Alternator 75 Amp, ER/EF	FO	90	12	7712N	
Caterpillar 3208		Ford "Blue Back" Alternator 90 Amp, ER/EF	FO	90	12	7712N	
Caterpillar 3306	1993-90	Ford 3G (Larger Frt. Brg.) str. mount, 95 Amp, 8S pulley	FO	95	12	7785N	
Caterpillar 3306		Ford 3G (Std.) 95 Amp, str. mount, 2V pulley	FO	95	12	7749-3N-2G	
Caterpillar 3306		Ford 3G (Std.) 95 Amp, str. mount, w/o pulley	FO	95	12	7749-3N-0G	
Caterpillar 3306	1993-88	Ford "Blue Back" Alternator 75 Amp, ER/EF	FO	90	12	7712N	
Caterpillar 3306		Ford "Blue Back" Alternator 90 Amp, ER/EF	FO	90	12	7712N	
Cummins (FD1060)	5.9L-359						
Cummins (FD1060)	5.9L-359	1999-98 Delco 21SI 115 Amp, 2V pulley, longer SRE bearing	DR	130	12	8027N	7644N
Cummins (FD1060)	5.9L-359	Delco 21SI 145 Amp, longer SRE bearing	DR	145-160	12	7644N	8076N
Cummins (FD1060)	5.9L-359	Delco 22SI 130 Amp	DR	130	12	8073N	8076N
Cummins (FD1060)	5.9L-359	Delco 22SI, 145 Amp	DR	145	12	8076N	7644N
Cummins (FD1060)	5.9L-359	Leece Neville (Dual Mtg.) IR/EF, 105 Amp, longer SRE bearing .	LN	130	12	7612N	7613N
Cummins (FD1060)	5.9L-359	Leece Neville (Dual Mtg.) IR/EF, 145 Amp, longer SRE bearing .	LN	160	12	7613N	7613N-LC

ALTERNATORS AND GENERATORS

ENGINE	YEAR	APPLICATION	Mfg	Amp	Volt	PART NO.	OPT. NO.
Ford (Cont'd)							
F700 (Cont'd)							
Cummins (FD1060)	5.9L-359	Leece Neville LC ser. (Dual Mtg.) IR/EF, 130 Amp, self excite	LN	130	12	7612N	7613N
Cummins (FD1060)	5.9L-359	Motorola (Dual Mtg., I/R, HD) 140 Amp	LN	160	12	8329N	
Cummins (FD1060)	5.9L-359	Opt. Serv. Repl., DR 24SI, J180 Mt., 160 Amp	DR	160	12	8718N	
Cummins (FD1060)	5.9L-359	1999-97 Delco 21SI 100 Amp, longer SRE rotor bearing	DR	130	12	8027N	7644N
Cummins (FD1060)	5.9L-359	1999-92 Bosch Repl. Unit, 200 Amp, 3 Mounting Ears	BO	200	12	12715N	
Cummins (FD1060)	5.9L-359	Bosch Replacement Unit, 160 Amp, 3 Mounting Ears	BO	160	12	12490N	12715N
Cummins (FD1060)	5.9L-359	Ford 3G (Larger Frt. Brg.) str. mount, 95 Amp, 8S pulley	FO	95	12	7785N	
Cummins (FD1060)	5.9L-359	Ford 3G (Std.) 95 Amp, str. mount, 2V pulley	FO	95	12	7749-3N-2G	
Cummins (FD1060)	5.9L-359	Ford 3G (Std.) 95 Amp, str. mount, w/o pulley	FO	95	12	7749-3N-0G	
Cummins (FD1060)	5.9L-359	Leece Neville LC Series, 160 Amp, stator activated, 239 mm Rotor OAL	LN	160	12	7613N-LC	
Cummins (FD1060)	5.9L-359	Motorola (Dual Mtg.) 130 Amp, IR	LN	160	12	8329N	
Cummins (FD1060)	5.9L-359	1993-92 Delco 21SI 65 Amp	DR	130	12	8027N	7644N
Cummins (FD1060)	5.9L-359	1992 Delco 21SI 100 Amp, Std. SRE bearing	DR	130	12	8027N	7644N
Cummins (FD1060)	5.9L-359	Delco 21SI 115 Amp, 2V pulley, Std. SRE bearing	DR	130	12	8027N	7644N
Cummins (FD1060)	5.9L-359	Delco 21SI 130 Amp, longer SRE rotor bearing, w/l Term.	DR	130	12	8027N	7644N
Cummins (FD1060)	5.9L-359	Ford "Blue Back" Alternator 75 Amp, ER/EF	FO	90	12	7712N	
Cummins (FD1060)	5.9L-359	Ford "Blue Back" Alternator 90 Amp, ER/EF	FO	90	12	7712N	
Cummins (FD1060)	5.9L-359	Leece Neville (J-180 Mtg.) IR/EF, 105 Amp, Std. SRE bearing ...	LN	130	12	7612N	7613N
Cummins (FD1060)	5.9L-359	Leece Neville (J-180 Mtg.) IR/EF, 130 Amp	LN	130	12	7612N	7613N
Cummins (FD1060)	5.9L-359	Leece Neville (J-180 Mtg.) IR/EF, 90 Amp, B+ 5/16	LN	130	12	7612N	7613N
Cummins (FD1060)	5.9L-359	Leece Neville, IR/EF, 160 Amp, trio activated, (235mm rotor OAL)	LN	160	12	7613N	7613N-LC
Cummins (FD1460)	8.3L-504	1999-97 Delco 21SI 100 Amp, longer SRE rotor bearing	DR	130	12	8027N	7644N
Cummins (FD1460)	8.3L-504	Delco 21SI 115 Amp, 2V pulley, longer SRE bearing	DR	130	12	8027N	7644N
Cummins (FD1460)	8.3L-504	Delco 21SI 130 Amp, longer SRE rotor bearing	DR	130	12	8027N	7644N
Cummins (FD1460)	8.3L-504	Delco 21SI 145 Amp, longer SRE bearing	DR	145-160	12	7644N	8076N
Cummins (FD1460)	8.3L-504	Delco 22SI 130 Amp	DR	130	12	8073N	8076N
Cummins (FD1460)	8.3L-504	Delco 22SI, 145 Amp	DR	145	12	8076N	7644N
Cummins (FD1460)	8.3L-504	Leece Neville (Dual Mtg.) IR/EF, 105 Amp, longer SRE bearing .	LN	130	12	7612N	7613N
Cummins (FD1460)	8.3L-504	Leece Neville (Dual Mtg.) IR/EF, 145 Amp, longer SRE bearing .	LN	160	12	7613N	7613N-LC
Cummins (FD1460)	8.3L-504	Leece Neville LC ser. (Dual Mtg.) IR/EF, 130 Amp, self excite	LN	130	12	7612N	7613N
Cummins (FD1460)	8.3L-504	Motorola (Dual Mtg., I/R, HD) 140 Amp	LN	160	12	8329N	
Cummins (FD1460)	8.3L-504	Opt. Serv. Repl., DR 24SI, J180 Mt., 160 Amp	DR	160	12	8718N	

ALTERNATORS

ALTERNATORS AND GENERATORS

ENGINE	YEAR	APPLICATION	Mfg	Amp	Volt	PART NO.	OPT. NO.
Ford (Cont'd)							
F700 (Cont'd)							
Cummins (FD1460)	8.3L-504	1999-92 Bosch Repl. Unit, 200 Amp, 3 Mounting Ears	BO	200	12	12715N	
Cummins (FD1460)	8.3L-504	Bosch Replacement Unit, 160 Amp, 3 Mounting Ears	BO	160	12	12490N	12715N
Cummins (FD1460)	8.3L-504	Ford 3G (Larger Frt. Brg.) str. mount, 95 Amp, 8S pulley	FO	95	12	7785N	
Cummins (FD1460)	8.3L-504	Ford 3G (Std.) 95 Amp, str. mount, 2V pulley	FO	95	12	7749-3N-2G	
Cummins (FD1460)	8.3L-504	Ford 3G (Std.) 95 Amp, str. mount, w/o pulley	FO	95	12	7749-3N-0G	
Cummins (FD1460)	8.3L-504	Leece Neville LC Series, 160 Amp, stator activated, 239 mm Rotor OAL	LN	160	12	7613N-LC	
Cummins (FD1460)	8.3L-504	Motorola (Dual Mtg.) 130 Amp, IR	LN	160	12	8329N	
Cummins (FD1460)	8.3L-504	1996-92 Delco 21SI 100 Amp, Std. SRE bearing	DR	130	12	8027N	7644N
Cummins (FD1460)	8.3L-504	Delco 21SI 115 Amp, 2V pulley, Std. SRE bearing	DR	130	12	8027N	7644N
Cummins (FD1460)	8.3L-504	Delco 21SI 130 Amp, longer SRE rotor bearing, w/l Term.	DR	130	12	8027N	7644N
Cummins (FD1460)	8.3L-504	Delco 21SI 65 Amp	DR	130	12	8027N	7644N
Cummins (FD1460)	8.3L-504	Ford "Blue Back" Alternator 75 Amp, ER/EF	FO	90	12	7712N	
Cummins (FD1460)	8.3L-504	Ford "Blue Back" Alternator 90 Amp, ER/EF	FO	90	12	7712N	
Cummins (FD1460)	8.3L-504	Leece Neville (J-180 Mtg.) IR/EF, 105 Amp, Std. SRE bearing ...	LN	130	12	7612N	7613N
Cummins (FD1460)	8.3L-504	Leece Neville (J-180 Mtg.) IR/EF, 130 Amp	LN	130	12	7612N	7613N
Cummins (FD1460)	8.3L-504	Leece Neville (J-180 Mtg.) IR/EF, 90 Amp, B+ 5/16	LN	130	12	7612N	7613N
Cummins (FD1460)	8.3L-504	Leece Neville, IR/EF, 160 Amp, trio activated, (235mm rotor OAL)	LN	160	12	7613N	7613N-LC
DD 8.2L (501)	1989-88	Bosch Repl. Unit, 200 Amp, 3 Mounting Ears	BO	200	12	12715N	
DD 8.2L (501)		Bosch Replacement Unit, 160 Amp, 3 Mounting Ears	BO	160	12	12490N	12715N
DD 8.2L (501)		Ford "Blue Back" Alternator 75 Amp, ER/EF	FO	90	12	7712N	
DD 8.2L (501)		Ford "Blue Back" Alternator 90 Amp, ER/EF	FO	90	12	7712N	
DD 8.2L (501)		Ford Oversize Unit - 65 Amp, ER/EF	FO	90	12	7069	
DD 8.2L (501)		Leece Neville (J-180 Mtg.) IR/EF, 105 Amp, Std. SRE bearing ...	LN	130	12	7612N	7613N
DD 8.2L (501)		Leece Neville (J-180 Mtg.) IR/EF, 130 Amp	LN	130	12	7612N	7613N
DD 8.2L (501)		Leece Neville (J-180 Mtg.) IR/EF, 90 Amp, B+ 5/16	LN	130	12	7612N	7613N
DD 8.2L (501)		Leece Neville LC Series, 160 Amp, stator activated, 239 mm Rotor OAL	LN	160	12	7613N-LC	
DD 8.2L (501)		Leece Neville, IR/EF, 160 Amp, trio activated, (235mm rotor OAL)	LN	160	12	7613N	7613N-LC
DD 8.2L (501)	1989	Motorola (Dual Mtg., 130 Amp)	LN	160	12	8329N	
DD 8.2L (501)	1988	Motorola (Dual Mtg.) 130 Amp, IR	LN	160	12	8329N	
Ford 6.6L (401) L6 Diesel	1995-94	Ford "Blue Back" Alternator 75 Amp, ER/EF	FO	90	12	7712N	
Ford 6.6L (401) L6 Diesel		Ford "Blue Back" Alternator 90 Amp, ER/EF	FO	90	12	7712N	
Ford 6.6L (401) L6 Diesel		Ford 3G (Larger Frt. Brg.) str. mount, 95 Amp, 8S pulley	FO	95	12	7785N	
Ford 6.6L (401) L6 Diesel		Ford 3G (Std.) 95 Amp, str. mount, 2V pulley	FO	95	12	7749-3N-2G	
Ford 6.6L (401) L6 Diesel		Ford 3G (Std.) 95 Amp, str. mount, w/o pulley	FO	95	12	7749-3N-0G	
Ford 6.6L (401) L6 Diesel	1985-82	Ford 40-60 Amp Alternator (E/R)	FO	65	12	7078N	
Ford 6.6L (401) L6 Diesel		Ford Oversize Unit - 65 Amp, ER/EF	FO	90	12	7069	
Ford 7.0L (429) V8 Gas	1989-88	Motorola (Dual Mtg.) 130 Amp, IR	LN	160	12	8329N	
Ford 7.8L (476) L6 Diesel	1995-92	Ford "Blue Back" Alternator 75 Amp, ER/EF	FO	90	12	7712N	
Ford 7.8L (476) L6 Diesel		Ford "Blue Back" Alternator 90 Amp, ER/EF	FO	90	12	7712N	
Ford 7.8L (476) L6 Diesel		Ford 3G (Larger Frt. Brg.) str. mount, 95 Amp, 8S pulley	FO	95	12	7785N	
Ford 7.8L (476) L6 Diesel		Ford 3G (Std.) 95 Amp, str. mount, 2V pulley	FO	95	12	7749-3N-2G	
Ford 7.8L (476) L6 Diesel		Ford 3G (Std.) 95 Amp, str. mount, w/o pulley	FO	95	12	7749-3N-0G	
Ford 7.8L (476) L6 Diesel	1986-82	Ford 40-60 Amp Alternator (E/R)	FO	65	12	7078N	
Ford 7.8L (476) L6 Diesel		Ford Oversize Unit - 65 Amp, ER/EF	FO	90	12	7069	
L6 5.9L 359cid	1997-95	Delco 21SI 130 Amp, longer SRE rotor bearing	DR	130	12	8027N	7644N

ALTERNATORS AND GENERATORS

ENGINE	YEAR	APPLICATION	Mfg	Amp	Volt	PART NO.	OPT. NO.
Ford (Cont'd)							
F700 (Cont'd)							
L6 5.9L 359cid	1997-94	Bosch Repl. Unit, 200 Amp, 3 Mounting Ears	BO	200	12	12715N	
L6 5.9L 359cid		Motorola (Dual Mtg.) 130 Amp, IR	LN	160	12	8329N	
L6 5.9L 359cid	1997-93	Bosch Replacement Unit, 160 Amp, 3 Mounting Ears	BO	160	12	12490N	12715N
L6 5.9L 359cid		Delco 21SI 115 Amp, 8S pulley, Std. SRE bearing	DR	130	12	8027N	7644N
L6 5.9L 359cid		Delco 22SI, 145 Amp	DR	145	12	8076N	7644N
L6 5.9L 359cid		Ford 3G (Larger Frt. Brg.) str. mount, 95 Amp, 8S pulley	FO	95	12	7785N	
L6 5.9L 359cid		Ford 3G (Std.) 95 Amp, str. mount, 2V pulley	FO	95	12	7749-3N-2G	
L6 5.9L 359cid		Ford 3G (Std.) 95 Amp, str. mount, w/o pulley	FO	95	12	7749-3N-0G	
L6 5.9L 359cid		Leece Neville LC Series, 160 Amp, stator activated, 239 mm Rotor OAL	LN	160	12	7613N-LC	
L6 5.9L 359cid	1996-94	Delco 21SI 65 Amp	DR	130	12	8027N	7644N
L6 5.9L 359cid	1996-93	Delco 21SI 100 Amp, Std. SRE bearing	DR	130	12	8027N	7644N
L6 5.9L 359cid		Delco 21SI 115 Amp, 2V pulley, Std. SRE bearing	DR	130	12	8027N	7644N
L6 5.9L 359cid		Delco 21SI 130 Amp, longer SRE rotor bearing, w/I Term.	DR	130	12	8027N	7644N
L6 5.9L 359cid		Delco 21SI 145 Amp, Std. SRE bearing	DR	145-160	12	7644N	8076N
L6 5.9L 359cid		Ford "Blue Back" Alternator 75 Amp, ER/EF	FO	90	12	7712N	
L6 5.9L 359cid		Ford "Blue Back" Alternator 90 Amp, ER/EF	FO	90	12	7712N	
L6 5.9L 359cid		Leece Neville (J-180 Mtg.) IR/EF, 105 Amp, Std. SRE bearing ...	LN	130	12	7612N	7613N
L6 5.9L 359cid		Leece Neville (J-180 Mtg.) IR/EF, 130 Amp	LN	130	12	7612N	7613N
L6 5.9L 359cid		Leece Neville (J-180 Mtg.) IR/EF, 90 Amp, B+ 5/16	LN	130	12	7612N	7613N
L6 5.9L 359cid		Leece Neville, IR/EF, 160 Amp, trio activated, (235mm rotor OAL)	LN	160	12	7613N	7613N-LC
L6 5.9L 359cid	1997	Cummins 5.9L-359 (FD1060), Delco 22SI 130 Amp	DR	130	12	8073N	8076N
L6 5.9L 359cid		Delco 21SI 115 Amp, 2V pulley, longer SRE bearing	DR	130	12	8027N	7644N
L6 5.9L 359cid		Delco 21SI 145 Amp, longer SRE bearing	DR	145-160	12	7644N	8076N
L6 5.9L 359cid		Leece Neville (Dual Mtg.) IR/EF, 105 Amp, longer SRE bearing ..	LN	130	12	7612N	7613N
L6 5.9L 359cid		Leece Neville (Dual Mtg.) IR/EF, 145 Amp, longer SRE bearing ..	LN	160	12	7613N	7613N-LC
L6 5.9L 359cid		Leece Neville LC ser. (Dual Mtg.) IR/EF, 130 Amp, self excite ...	LN	130	12	7612N	7613N
L6 5.9L 359cid		Motorola (Dual Mtg., I/R, HD) 140 Amp	LN	160	12	8329N	
L6 5.9L 359cid		Opt. Serv. Repl., DR 24SI, J180 Mt., 160 Amp	DR	160	12	8718N	
L6 6.6L 401cid	1993-92	Ford 3G (Larger Frt. Brg.) str. mount, 95 Amp, 8S pulley	FO	95	12	7785N	
L6 6.6L 401cid		Ford 3G (Std.) 95 Amp, str. mount, 2V pulley	FO	95	12	7749-3N-2G	
L6 6.6L 401cid		Ford 3G (Std.) 95 Amp, str. mount, w/o pulley	FO	95	12	7749-3N-0G	
L6 6.6L 401cid	1993-88	Ford "Blue Back" Alternator 75 Amp, ER/EF	FO	90	12	7712N	
L6 6.6L 401cid		Ford "Blue Back" Alternator 90 Amp, ER/EF	FO	90	12	7712N	
L6 6.6L 401cid	1991-86	Ford 40-60 Amp Alternator (E/R)	FO	65	12	7078N	
L6 6.6L 401cid	1987-86	Ford Oversize Unit - 65 Amp, ER/EF	FO	90	12	7069	
L6 6.6L 401cid		Ford Oversize Unit - 90 Amp, ER/EF	FO	90	12	7069	
L6 7.8L 473cid	1991-88	Ford "Blue Back" Alternator 75 Amp, ER/EF	FO	90	12	7712N	
L6 7.8L 473cid		Ford "Blue Back" Alternator 90 Amp, ER/EF	FO	90	12	7712N	
L6 7.8L 473cid	1991-87	Ford 40-60 Amp Alternator (E/R)	FO	65	12	7078N	
L6 7.8L 473cid	1989-87	Ford Oversize Unit - 90 Amp, ER/EF	FO	90	12	7069	
L6 7.8L 473cid		Ford Oversize Unit - 65 Amp, ER/EF	FO	90	12	7069	
V8 6.1L 370cid	1991-88	Ford "Blue Back" Alternator 75 Amp, ER/EF	FO	90	12	7712N	
V8 6.1L 370cid		Ford "Blue Back" Alternator 90 Amp, ER/EF	FO	90	12	7712N	
V8 6.1L 370cid	1991-82	Bosch Repl. Unit, 200 Amp, 3 Mounting Ears	BO	200	12	12715N	
V8 6.1L 370cid		Bosch Replacement Unit, 160 Amp, 3 Mounting Ears	BO	160	12	12490N	12715N
V8 6.1L 370cid		Ford 40-60 Amp Alternator (E/R)	FO	65	12	7078N	
V8 6.1L 370cid		Leece Neville (J-180 Mtg.) IR/EF, 105 Amp, Std. SRE bearing ...	LN	130	12	7612N	7613N
V8 6.1L 370cid		Leece Neville (J-180 Mtg.) IR/EF, 130 Amp	LN	130	12	7612N	7613N
V8 6.1L 370cid		Leece Neville (J-180 Mtg.) IR/EF, 90 Amp, B+ 5/16	LN	130	12	7612N	7613N
V8 6.1L 370cid		Leece Neville LC Series, 160 Amp, stator activated, 239 mm Rotor OAL	LN	160	12	7613N-LC	
V8 6.1L 370cid		Leece Neville, IR/EF, 160 Amp, trio activated, (235mm rotor OAL)	LN	160	12	7613N	7613N-LC
V8 6.1L 370cid		Motorola (Dual Mtg.) 130 Amp, IR	LN	160	12	8329N	
V8 6.1L 370cid		Motorola (Dual Mtg., I/R, HD) 140 Amp	LN	160	12	8329N	
V8 6.1L 370cid	1987-82	Ford Oversize Unit - 65 Amp, ER/EF	FO	90	12	7069	
V8 6.1L 370cid		Ford Oversize Unit - 90 Amp, ER/EF	FO	90	12	7069	
V8 7.0L 429cid	1998-92	Ford 3G (Larger Frt. Brg.) str. mount, 95 Amp, 8S pulley	FO	95	12	7785N	
V8 7.0L 429cid		Ford 3G (Std.) 95 Amp, str. mount, 2V pulley	FO	95	12	7749-3N-2G	
V8 7.0L 429cid		Ford 3G (Std.) 95 Amp, str. mount, w/o pulley	FO	95	12	7749-3N-0G	
V8 7.0L 429cid		Ford 3G, 115 Amp, 2V pulley, str. mount, 3:00 Plug Position	FO	115	12	7778-3N	
V8 7.0L 429cid		Ford 3G, 115 Amp, 2V, str. Mount, 11:00 Plug Position	FO	95	12	7749-11N	
V8 7.0L 429cid		Ford 3G, 115 Amp, w/o pulley, str. mount, 3:00 plug position	FO	115	12	7778-3N-0G	
V8 7.0L 429cid	1998-82	Bosch Repl. Unit, 200 Amp, 3 Mounting Ears	BO	200	12	12715N	

ALTERNATORS

ALTERNATORS AND GENERATORS

ENGINE	YEAR	APPLICATION	Mfg	Amp	Volt	PART NO.	OPT. NO.
Ford (Cont'd)							
F700 (Cont'd)							
V8 7.0L 429cid	1998-82	Bosch Replacement Unit, 160 Amp, 3 Mounting Ears	BO	160	12	12490N	12715N
V8 7.0L 429cid		Leece Neville (J-180 Mtg.) IR/EF, 105 Amp, Std. SRE bearing ...	LN	130	12	7612N	7613N
V8 7.0L 429cid		Leece Neville (J-180 Mtg.) IR/EF, 130 Amp	LN	130	12	7612N	7613N
V8 7.0L 429cid		Leece Neville (J-180 Mtg.) IR/EF, 90 Amp, B+ 5/16	LN	130	12	7612N	7613N
V8 7.0L 429cid		Leece Neville LC Series, 160 Amp, stator activated, 239 mm Rotor OAL	LN	160	12	7613N-LC	
V8 7.0L 429cid		Leece Neville, IR/EF, 160 Amp, trio activated, (235mm rotor OAL)	LN	160	12	7613N	7613N-LC
V8 7.0L 429cid		Motorola (Dual Mtg.) 130 Amp, IR	LN	160	12	8329N	
V8 7.0L 429cid		Motorola (Dual Mtg., I/R, HD) 140 Amp	LN	160	12	8329N	
V8 7.0L 429cid	1991-88	Ford "Blue Back" Alternator 75 Amp, ER/EF	FO	90	12	7712N	
V8 7.0L 429cid		Ford "Blue Back" Alternator 90 Amp, ER/EF	FO	90	12	7712N	
V8 7.0L 429cid	1991-82	Ford 40-60 Amp Alternator (E/R)	FO	65	12	7078N	
V8 7.0L 429cid	1987-82	Ford Oversize Unit - 65 Amp, ER/EF	FO	90	12	7069	
V8 7.0L 429cid		Ford Oversize Unit - 90 Amp, ER/EF	FO	90	12	7069	
V8 8.2L 501cid		Bosch Repl. Unit, 200 Amp, 3 Mounting Ears	BO	200	12	12715N	
V8 8.2L 501cid		Bosch Replacement Unit, 160 Amp, 3 Mounting Ears	BO	160	12	12490N	12715N
V8 8.2L 501cid		Ford "Blue Back" Alternator 75 Amp, ER/EF	FO	90	12	7712N	
V8 8.2L 501cid		Ford "Blue Back" Alternator 90 Amp, ER/EF	FO	90	12	7712N	
V8 8.2L 501cid		Ford Oversize Unit - 65 Amp, ER/EF	FO	90	12	7069	
V8 8.2L 501cid		Ford Oversize Unit - 90 Amp, ER/EF	FO	90	12	7069	
V8 8.2L 501cid		Leece Neville (J-180 Mtg.) IR/EF, 105 Amp, Std. SRE bearing ...	LN	130	12	7612N	7613N
V8 8.2L 501cid		Leece Neville (J-180 Mtg.) IR/EF, 130 Amp	LN	130	12	7612N	7613N
V8 8.2L 501cid		Leece Neville (J-180 Mtg.) IR/EF, 90 Amp, B+ 5/16	LN	130	12	7612N	7613N
V8 8.2L 501cid		Leece Neville LC Series, 160 Amp, stator activated, 239 mm Rotor OAL	LN	160	12	7613N-LC	
V8 8.2L 501cid		Leece Neville, IR/EF, 160 Amp, trio activated, (235mm rotor OAL)	LN	160	12	7613N	7613N-LC
V8 8.2L 501cid		Motorola (Dual Mtg.) 130 Amp, IR	LN	160	12	8329N	
F750							
6.0L Power Stroke	2006-04	LN IR/ EF, 270 Amp, J-180 Mtg., SE Reg.	LN	270	12	8322N	
L6 5.9L 359cid	2007-04	LN IR/ EF, 270 Amp, Quad Pad Mt.	LN	270	12	8681N	
L6 5.9L 359cid	2003-00	Cummins ISB, Ford 6G, 110 Amp	FO	110	12	8262N	
L6 7.2L 441cid	2008-04	Caterpillar C-7, Bosch IR/IF, Repl. Unit, Quad Pad Mtg, 160 Amp	BO	160	12	12491N	12716N
L6 7.2L 441cid		Caterpillar C-7, Bosch IR/IF, Repl. Unit, Quad Pad Mtg, 200 Amp	BO	200	12	12716N	
L6 7.2L 441cid		Caterpillar C-7, DR 22SI Quad Pad Mt., 130 Amp	DR	145	12	8362N	12491N
L6 7.2L 441cid		Caterpillar C-7, Motorola 110 Amp	LN	160	12	8410N	8410N
L6 7.2L 441cid		Caterpillar C-7, Motorola 140 Amp	LN	160	12	8410N	8410N
L6 7.2L 441cid		Caterpillar C-7, Motorola 160 Amp	LN	160	12	8410N	8410N
L6 7.2L 441cid		Caterpillar C-7, Opt. Ser. Repl. DR 24SI, Quad Pad Mt., 160 Amp	DR	160	12	8719N	
L6 7.2L 441cid	2003-00	Caterpillar 3126, Ford 6G, 110 Amp	FO	110	12	8262N	
V8 6.0L 365cid	2006-04	International P Stroke, LN IR/ EF, 175 Amp, J-180 Mtg.	LN	175	12	8663N	
F800							
Caterpillar 3208	1989-82	Ford "Blue Back" Alternator 75 Amp, ER/EF	FO	90	12	7712N	
Caterpillar 3208		Ford "Blue Back" Alternator 90 Amp, ER/EF	FO	90	12	7712N	
Caterpillar 3306	1993-90	Ford 3G (Larger Frt. Brg.) str. mount, 95 Amp, 8S pulley	FO	95	12	7785N	
Caterpillar 3306		Ford 3G (Std.) 95 Amp, str. mount, 2V pulley	FO	95	12	7749-3N-2G	
Caterpillar 3306		Ford 3G (Std.) 95 Amp, str. mount, w/o pulley	FO	95	12	7749-3N-0G	
Caterpillar 3306	1993-88	Ford "Blue Back" Alternator 75 Amp, ER/EF	FO	90	12	7712N	
Caterpillar 3306		Ford "Blue Back" Alternator 90 Amp, ER/EF	FO	90	12	7712N	
Cummins (FD1060)	5.9L-359						
Cummins (FD1060)	1992	Bosch Repl. Unit, 200 Amp, 3 Mounting Ears	BO	200	12	12715N	
Cummins (FD1060)	5.9L-359	Bosch Replacement Unit, 160 Amp, 3 Mounting Ears	BO	160	12	12490N	12715N
Cummins (FD1060)	5.9L-359	Delco 21SI 100 Amp, Std. SRE bearing	DR	130	12	8027N	7644N
Cummins (FD1060)	5.9L-359	Delco 21SI 115 Amp, 2V pulley, Std. SRE bearing	DR	130	12	8027N	7644N
Cummins (FD1060)	5.9L-359	Delco 21SI 130 Amp, longer SRE rotor bearing, w/I Term.	DR	130	12	8027N	7644N
Cummins (FD1060)	5.9L-359	Delco 21SI 65 Amp	DR	130	12	8027N	7644N

ALTERNATORS

ALTERNATORS AND GENERATORS

ENGINE	YEAR	APPLICATION	Mfg	Amp	Volt	PART NO.	OPT. NO.
Ford (Cont'd)							
F800 (Cont'd)							
Cummins (FD1060)	5.9L-359	Ford "Blue Back" Alternator 75 Amp, ER/EF	FO	90	12	7712N	
Cummins (FD1060)	5.9L-359	Ford "Blue Back" Alternator 90 Amp, ER/EF	FO	90	12	7712N	
Cummins (FD1060)	5.9L-359	Ford 3G (Larger Frt. Brg.) str. mount, 95 Amp, 8S pulley	FO	95	12	7785N	
Cummins (FD1060)	5.9L-359	Ford 3G (Std.) 95 Amp, str. mount, 2V pulley	FO	95	12	7749-3N-2G	
Cummins (FD1060)	5.9L-359	Ford 3G (Std.) 95 Amp, str. mount, w/o pulley	FO	95	12	7749-3N-0G	
Cummins (FD1060)	5.9L-359	Leece Neville (J-180 Mtg.) IR/EF, 105 Amp, Std. SRE bearing ...	LN	130	12	7612N	7613N
Cummins (FD1060)	5.9L-359	Leece Neville (J-180 Mtg.) IR/EF, 130 Amp	LN	130	12	7612N	7613N
Cummins (FD1060)	5.9L-359	Leece Neville (J-180 Mtg.) IR/EF, 90 Amp, B+ 5/16	LN	130	12	7612N	7613N
Cummins (FD1060)	5.9L-359	Leece Neville LC Series, 160 Amp, stator activated, 239 mm Rotor OAL	LN	160	12	7613N-LC	
Cummins (FD1060)	5.9L-359	Leece Neville, IR/EF, 160 Amp, trio activated, (235mm rotor OAL)	LN	160	12	7613N	7613N-LC
Cummins (FD1060)	5.9L-359	Motorola (Dual Mtg.) 130 Amp, IR	LN	160	12	8329N	
Cummins (FD1460)	8.3L-504	1999 Bosch Repl. Unit, 200 Amp, 3 Mounting Ears	BO	200	12	12715N	
Cummins (FD1460)	8.3L-504	Bosch Replacement Unit, 160 Amp, 3 Mounting Ears	BO	160	12	12490N	12715N
Cummins (FD1460)	8.3L-504	Delco 21SI 100 Amp, longer SRE rotor bearing	DR	130	12	8027N	7644N
Cummins (FD1460)	8.3L-504	Delco 21SI 115 Amp, 2V pulley, longer SRE bearing	DR	130	12	8027N	7644N
Cummins (FD1460)	8.3L-504	Delco 21SI 145 Amp, longer SRE bearing	DR	145-160	12	7644N	8076N
Cummins (FD1460)	8.3L-504	Delco 22SI 130 Amp	DR	130	12	8073N	8076N
Cummins (FD1460)	8.3L-504	Delco 22SI, 145 Amp	DR	145	12	8076N	7644N
Cummins (FD1460)	8.3L-504	Ford 3G (Larger Frt. Brg.) str. mount, 95 Amp, 8S pulley	FO	95	12	7785N	
Cummins (FD1460)	8.3L-504	Ford 3G (Std.) 95 Amp, str. mount, 2V pulley	FO	95	12	7749-3N-2G	
Cummins (FD1460)	8.3L-504	Ford 3G (Std.) 95 Amp, str. mount, w/o pulley	FO	95	12	7749-3N-0G	
Cummins (FD1460)	8.3L-504	Leece Neville (Dual Mtg.) IR/EF, 105 Amp, longer SRE bearing .	LN	130	12	7612N	7613N
Cummins (FD1460)	8.3L-504	Leece Neville (Dual Mtg.) IR/EF, 145 Amp, longer SRE bearing .	LN	160	12	7613N	7613N-LC
Cummins (FD1460)	8.3L-504	Leece Neville LC ser. (Dual Mtg.) IR/EF, 130 Amp, self excite	LN	130	12	7612N	7613N
Cummins (FD1460)	8.3L-504	Leece Neville LC Series, 160 Amp, stator activated, 239 mm Rotor OAL	LN	160	12	7613N-LC	
Cummins (FD1460)	8.3L-504	Motorola (Dual Mtg., 130 Amp)	LN	160	12	8329N	
Cummins (FD1460)	8.3L-504	Motorola (Dual Mtg., I/R, HD) 140 Amp	LN	160	12	8329N	
Cummins (FD1460)	8.3L-504	Opt. Serv. Repl., DR 24SI, J180 Mt., 160 Amp	DR	160	12	8718N	
Cummins (FD1460)	8.3L-504	1992 Delco 21SI 130 Amp, longer SRE rotor bearing, w/I Term.	DR	130	12	8027N	7644N
DD 8.2L (501)	1989-88	Bosch Repl. Unit, 200 Amp, 3 Mounting Ears	BO	200	12	12715N	
DD 8.2L (501)		Bosch Replacement Unit, 160 Amp, 3 Mounting Ears	BO	160	12	12490N	12715N
DD 8.2L (501)		Ford "Blue Back" Alternator 75 Amp, ER/EF	FO	90	12	7712N	
DD 8.2L (501)		Ford "Blue Back" Alternator 90 Amp, ER/EF	FO	90	12	7712N	
DD 8.2L (501)		Ford Oversize Unit - 65 Amp, ER/EF	FO	90	12	7069	

ALTERNATORS

ALTERNATORS AND GENERATORS

ENGINE	YEAR	APPLICATION	Mfg	Amp	Volt	PART NO.	OPT. NO.
Ford (Cont'd)							
F800 (Cont'd)							
DD 8.2L (501)	1989-88	Leece Neville (J-180 Mtg.) IR/EF, 105 Amp, Std. SRE bearing ...	LN	130	12	7612N	7613N
DD 8.2L (501)		Leece Neville (J-180 Mtg.) IR/EF, 130 Amp	LN	130	12	7612N	7613N
DD 8.2L (501)		Leece Neville (J-180 Mtg.) IR/EF, 90 Amp, B+ 5/16	LN	130	12	7612N	7613N
DD 8.2L (501)		Leece Neville LC Series, 160 Amp, stator activated, 239 mm Rotor OAL	LN	160	12	7613N-LC	
DD 8.2L (501)		Leece Neville, IR/EF, 160 Amp, trio activated, (235mm rotor OAL)	LN	160	12	7613N	7613N-LC
DD 8.2L (501)		Motorola (Dual Mtg.) 130 Amp, IR	LN	160	12	8329N	
Ford 6.6L (401) L6 Diesel	1995-92	Ford 3G (Larger Frt. Brg.) str. mount, 95 Amp, 8S pulley	FO	95	12	7785N	
Ford 6.6L (401) L6 Diesel		Ford 3G (Std.) 95 Amp, str. mount, 2V pulley	FO	95	12	7749-3N-2G	
Ford 6.6L (401) L6 Diesel		Ford 3G (Std.) 95 Amp, str. mount, w/o pulley	FO	95	12	7749-3N-0G	
Ford 6.6L (401) L6 Diesel	1995-88	Ford "Blue Back" Alternator 75 Amp, ER/EF	FO	90	12	7712N	
Ford 6.6L (401) L6 Diesel		Ford "Blue Back" Alternator 90 Amp, ER/EF	FO	90	12	7712N	
Ford 6.6L (401) L6 Diesel	1991-82	Ford 40-60 Amp Alternator (E/R)	FO	65	12	7078N	
Ford 6.6L (401) L6 Diesel	1987-82	Ford Oversize Unit - 65 Amp, ER/EF	FO	90	12	7069	
Ford 7.0L (429) V8 Gas	1998-91	Bosch Repl. Unit, 200 Amp, 3 Mounting Ears	BO	200	12	12715N	
Ford 7.0L (429) V8 Gas	1996-92	Ford 3G (Larger Frt. Brg.) str. mount, 95 Amp, 8S pulley	FO	95	12	7785N	
Ford 7.0L (429) V8 Gas		Ford 3G (Std.) 95 Amp, str. mount, 2V pulley	FO	95	12	7749-3N-2G	
Ford 7.0L (429) V8 Gas		Ford 3G (Std.) 95 Amp, str. mount, w/o pulley	FO	95	12	7749-3N-0G	
Ford 7.0L (429) V8 Gas		Ford 3G, 115 Amp, 2V pulley, str.mount, 3:00 Plug Position	FO	115	12	7778-3N	
Ford 7.0L (429) V8 Gas		Ford 3G, 115 Amp, 2V, str. Mount, 11:00 Plug Position	FO	95	12	7749-11N	
Ford 7.0L (429) V8 Gas		Ford 3G, 115 Amp, w/o pulley, str. mount, 3:00 plug position	FO	115	12	7778-3N-0G	
Ford 7.0L (429) V8 Gas	1996-91	Bosch Replacement Unit, 160 Amp, 3 Mounting Ears	BO	160	12	12490N	12715N
Ford 7.0L (429) V8 Gas		Leece Neville (J-180 Mtg.) IR/EF, 105 Amp, Std. SRE bearing ...	LN	130	12	7612N	7613N
Ford 7.0L (429) V8 Gas		Leece Neville (J-180 Mtg.) IR/EF, 130 Amp	LN	130	12	7612N	7613N
Ford 7.0L (429) V8 Gas		Leece Neville (J-180 Mtg.) IR/EF, 90 Amp, B+ 5/16	LN	130	12	7612N	7613N
Ford 7.0L (429) V8 Gas		Leece Neville LC Series, 160 Amp, stator activated, 239 mm Rotor OAL	LN	160	12	7613N-LC	
Ford 7.0L (429) V8 Gas		Leece Neville, IR/EF, 160 Amp, trio activated, (235mm rotor OAL)	LN	160	12	7613N	7613N-LC
Ford 7.0L (429) V8 Gas		Motorola (Dual Mtg.) 130 Amp, IR	LN	160	12	8329N	
Ford 7.0L (429) V8 Gas		Motorola (Dual Mtg., I/R, HD) 140 Amp	LN	160	12	8329N	
Ford 7.0L (429) V8 Gas	1991	Ford "Blue Back" Alternator 75 Amp, ER/EF	FO	90	12	7712N	
Ford 7.0L (429) V8 Gas		Ford "Blue Back" Alternator 90 Amp, ER/EF	FO	90	12	7712N	
Ford 7.0L (429) V8 Gas		Ford 40-60 Amp Alternator (E/R)	FO	65	12	7078N	
Ford 7.8L (476) L6 Diesel	1995-94	Ford "Blue Back" Alternator 75 Amp, ER/EF	FO	90	12	7712N	
Ford 7.8L (476) L6 Diesel		Ford "Blue Back" Alternator 90 Amp, ER/EF	FO	90	12	7712N	
Ford 7.8L (476) L6 Diesel		Ford 3G (Larger Frt. Brg.) str. mount, 95 Amp, 8S pulley	FO	95	12	7785N	
Ford 7.8L (476) L6 Diesel		Ford 3G (Std.) 95 Amp, str. mount, 2V pulley	FO	95	12	7749-3N-2G	
Ford 7.8L (476) L6 Diesel		Ford 3G (Std.) 95 Amp, str. mount, w/o pulley	FO	95	12	7749-3N-0G	
Ford 7.8L (476) L6 Diesel	1985-82	Ford 40-60 Amp Alternator (E/R)	FO	65	12	7078N	
Ford 7.8L (476) L6 Diesel		Ford Oversize Unit - 65 Amp, ER/EF	FO	90	12	7069	
L6 5.9L 359cid	1999-97	Cummins 5.9L-359 (FD1060), Delco 22SI 130 Amp	DR	130	12	8073N	8076N
L6 5.9L 359cid		Delco 21SI 100 Amp, longer SRE rotor bearing	DR	130	12	8027N	7644N
L6 5.9L 359cid		Delco 21SI 115 Amp, 2V pulley, longer SRE bearing	DR	130	12	8027N	7644N
L6 5.9L 359cid		Delco 21SI 130 Amp, longer SRE rotor bearing	DR	130	12	8027N	7644N
L6 5.9L 359cid		Delco 21SI 145 Amp, longer SRE bearing	DR	145-160	12	7644N	8076N
L6 5.9L 359cid		Delco 22SI, 145 Amp	DR	145	12	8076N	7644N
L6 5.9L 359cid		Leece Neville (Dual Mtg.) IR/EF, 105 Amp, longer SRE bearing ..	LN	130	12	7612N	7613N
L6 5.9L 359cid		Leece Neville (Dual Mtg.) IR/EF, 145 Amp, longer SRE bearing ..	LN	160	12	7613N	7613N-LC
L6 5.9L 359cid		Leece Neville LC ser. (Dual Mtg.) IR/EF, 130 Amp, self excite	LN	130	12	7612N	7613N
L6 5.9L 359cid		Motorola (Dual Mtg., I/R, HD) 140 Amp	LN	160	12	8329N	
L6 5.9L 359cid		Opt. Serv. Repl., DR 24SI, J180 Mt., 160 Amp	DR	160	12	8718N	
L6 5.9L 359cid	1999-93	Bosch Repl. Unit, 200 Amp, 3 Mounting Ears	BO	200	12	12715N	
L6 5.9L 359cid		Bosch Replacement Unit, 160 Amp, 3 Mounting Ears	BO	160	12	12490N	12715N
L6 5.9L 359cid		Ford 3G (Larger Frt. Brg.) str. mount, 95 Amp, 8S pulley	FO	95	12	7785N	
L6 5.9L 359cid		Ford 3G (Std.) 95 Amp, str. mount, 2V pulley	FO	95	12	7749-3N-2G	
L6 5.9L 359cid		Ford 3G (Std.) 95 Amp, str. mount, w/o pulley	FO	95	12	7749-3N-0G	
L6 5.9L 359cid		Leece Neville LC Series, 160 Amp, stator activated, 239 mm Rotor OAL	LN	160	12	7613N-LC	
L6 5.9L 359cid		Motorola (Dual Mtg.) 130 Amp, IR	LN	160	12	8329N	
L6 5.9L 359cid	1997-93	Delco 21SI 115 Amp, 8S pulley, Std. SRE bearing	DR	130	12	8027N	7644N
L6 5.9L 359cid	1996-93	Delco 21SI 100 Amp, Std. SRE bearing	DR	130	12	8027N	7644N
L6 5.9L 359cid		Delco 21SI 115 Amp, 2V pulley, Std. SRE bearing	DR	130	12	8027N	7644N
L6 5.9L 359cid		Delco 21SI 130 Amp, longer SRE rotor bearing, w/l Term.	DR	130	12	8027N	7644N
L6 5.9L 359cid		Delco 21SI 145 Amp, Std. SRE bearing	DR	145-160	12	7644N	8076N

ALTERNATORS AND GENERATORS

ENGINE	YEAR	APPLICATION	Mfg	Amp	Volt	PART NO.	OPT. NO.
Ford (Cont'd)							
F800 (Cont'd)							
L6 5.9L 359cid	1996-93	Delco 21SI 65 Amp	DR	130	12	8027N	7644N
L6 5.9L 359cid		Ford "Blue Back" Alternator 75 Amp, ER/EF	FO	90	12	7712N	
L6 5.9L 359cid		Ford "Blue Back" Alternator 90 Amp, ER/EF	FO	90	12	7712N	
L6 5.9L 359cid		Leece Neville (J-180 Mtg.) IR/EF, 105 Amp, Std. SRE bearing ...	LN	130	12	7612N	7613N
L6 5.9L 359cid		Leece Neville (J-180 Mtg.) IR/EF, 130 Amp	LN	130	12	7612N	7613N
L6 5.9L 359cid		Leece Neville (J-180 Mtg.) IR/EF, 90 Amp, B+ 5/16	LN	130	12	7612N	7613N
L6 5.9L 359cid		Leece Neville, IR/EF, 160 Amp, trio activated, (235mm rotor OAL)	LN	160	12	7613N	7613N-LC
L6 7.8L 473cid	1993-92	Ford 3G (Larger Frt. Brg.) str. mount, 95 Amp, 8S pulley	FO	95	12	7785N	
L6 7.8L 473cid		Ford 3G (Std.) 95 Amp, str. mount, 2V pulley	FO	95	12	7749-3N-2G	
L6 7.8L 473cid		Ford 3G (Std.) 95 Amp, str. mount, w/o pulley	FO	95	12	7749-3N-0G	
L6 7.8L 473cid	1993-88	Ford "Blue Back" Alternator 75 Amp, ER/EF	FO	90	12	7712N	
L6 7.8L 473cid		Ford "Blue Back" Alternator 90 Amp, ER/EF	FO	90	12	7712N	
L6 7.8L 473cid	1991-86	Ford 40-60 Amp Alternator (E/R)	FO	65	12	7078N	
L6 7.8L 473cid	1989-87	Ford Oversize Unit - 90 Amp, ER/EF	FO	90	12	7069	
L6 7.8L 473cid	1987-86	Ford Oversize Unit - 65 Amp, ER/EF	FO	90	12	7069	
L6 8.3L 504cid	1998-97	Cummins 8.3L-504 (FD1460), Delco 22SI 130 Amp	DR	130	12	8073N	8076N
L6 8.3L 504cid		Delco 21SI 100 Amp, longer SRE rotor bearing	DR	130	12	8027N	7644N
L6 8.3L 504cid		Delco 21SI 115 Amp, 2V pulley, longer SRE bearing	DR	130	12	8027N	7644N
L6 8.3L 504cid		Delco 21SI 145 Amp, longer SRE bearing	DR	145-160	12	7644N	8076N
L6 8.3L 504cid		Delco 22SI, 145 Amp	DR	145	12	8076N	7644N
L6 8.3L 504cid		Leece Neville (Dual Mtg.) IR/EF, 105 Amp, longer SRE bearing ..	LN	130	12	7612N	7613N
L6 8.3L 504cid		Leece Neville (Dual Mtg.) IR/EF, 145 Amp, longer SRE bearing ..	LN	160	12	7613N	7613N-LC
L6 8.3L 504cid		Leece Neville LC ser. (Dual Mtg.) IR/EF, 130 Amp, self excite	LN	130	12	7612N	7613N
L6 8.3L 504cid		Motorola (Dual Mtg., I/R, HD) 140 Amp	LN	160	12	8329N	
L6 8.3L 504cid		Opt. Serv. Repl., DR 24SI, J180 Mt., 160 Amp	DR	160	12	8718N	
L6 8.3L 504cid	1998-93	Delco 21SI 115 Amp, 8S pulley, Std. SRE bearing	DR	130	12	8027N	7644N
L6 8.3L 504cid	1998-92	Bosch Repl. Unit, 200 Amp, 3 Mounting Ears	BO	200	12	12715N	
L6 8.3L 504cid		Bosch Replacement Unit, 160 Amp, 3 Mounting Ears	BO	160	12	12490N	12715N
L6 8.3L 504cid		Ford 3G (Larger Frt. Brg.) str. mount, 95 Amp, 8S pulley	FO	95	12	7785N	
L6 8.3L 504cid		Ford 3G (Std.) 95 Amp, str. mount, 2V pulley	FO	95	12	7749-3N-2G	
L6 8.3L 504cid		Ford 3G (Std.) 95 Amp, str. mount, w/o pulley	FO	95	12	7749-3N-0G	
L6 8.3L 504cid		Leece Neville LC Series, 160 Amp, stator activated, 239 mm Rotor OAL	LN	160	12	7613N-LC	
L6 8.3L 504cid		Motorola (Dual Mtg.) 130 Amp, IR	LN	160	12	8329N	
L6 8.3L 504cid	1996-93	Delco 21SI 130 Amp, longer SRE rotor bearing, w/I Term.	DR	130	12	8027N	7644N
L6 8.3L 504cid		Leece Neville (J-180 Mtg.) IR/EF, 130 Amp	LN	130	12	7612N	7613N
L6 8.3L 504cid		Leece Neville (J-180 Mtg.) IR/EF, 90 Amp, B+ 5/16	LN	130	12	7612N	7613N
L6 8.3L 504cid	1996-92	Delco 21SI 100 Amp, Std. SRE bearing	DR	130	12	8027N	7644N
L6 8.3L 504cid		Delco 21SI 115 Amp, 2V pulley, Std. SRE bearing	DR	130	12	8027N	7644N
L6 8.3L 504cid		Delco 21SI 145 Amp, Std. SRE bearing	DR	145-160	12	7644N	8076N
L6 8.3L 504cid		Delco 21SI 65 Amp	DR	130	12	8027N	7644N
L6 8.3L 504cid		Ford "Blue Back" Alternator 75 Amp, ER/EF	FO	90	12	7712N	
L6 8.3L 504cid		Ford "Blue Back" Alternator 90 Amp, ER/EF	FO	90	12	7712N	
L6 8.3L 504cid		Leece Neville (J-180 Mtg.) IR/EF, 105 Amp, Std. SRE bearing ...	LN	130	12	7612N	7613N
L6 8.3L 504cid		Leece Neville, IR/EF, 160 Amp, trio activated, (235mm rotor OAL)	LN	160	12	7613N	7613N-LC
L6 8.3L 504cid	1992	Cummins 8.3L-504 (FD1460), Leece Neville (J-180 Mtg.) IR/EF, 130 Amp	LN	130	12	7612N	7613N
L6 8.3L 504cid		Cummins 8.3L-504 (FD1460), Leece Neville (J-180 Mtg.) IR/EF, 90 Amp, B+ 5/16	LN	130	12	7612N	7613N
V8 6.1L 370cid	1991-88	Ford "Blue Back" Alternator 75 Amp, ER/EF	FO	90	12	7712N	
V8 6.1L 370cid		Ford "Blue Back" Alternator 90 Amp, ER/EF	FO	90	12	7712N	
V8 6.1L 370cid	1991-82	Bosch Repl. Unit, 200 Amp, 3 Mounting Ears	BO	200	12	12715N	
V8 6.1L 370cid		Bosch Replacement Unit, 160 Amp, 3 Mounting Ears	BO	160	12	12490N	12715N
V8 6.1L 370cid		Ford 40-60 Amp Alternator (E/R)	FO	65	12	7078N	
V8 6.1L 370cid		Leece Neville (J-180 Mtg.) IR/EF, 105 Amp, Std. SRE bearing ...	LN	130	12	7612N	7613N
V8 6.1L 370cid		Leece Neville (J-180 Mtg.) IR/EF, 130 Amp	LN	130	12	7612N	7613N
V8 6.1L 370cid		Leece Neville (J-180 Mtg.) IR/EF, 90 Amp, B+ 5/16	LN	130	12	7612N	7613N
V8 6.1L 370cid		Leece Neville LC Series, 160 Amp, stator activated, 239 mm Rotor OAL	LN	160	12	7613N-LC	
V8 6.1L 370cid		Leece Neville, IR/EF, 160 Amp, trio activated, (235mm rotor OAL)	LN	160	12	7613N	7613N-LC
V8 6.1L 370cid		Motorola (Dual Mtg.) 130 Amp, IR	LN	160	12	8329N	
V8 6.1L 370cid		Motorola (Dual Mtg., I/R, HD) 140 Amp	LN	160	12	8329N	
V8 6.1L 370cid	1987-82	Ford Oversize Unit - 65 Amp, ER/EF	FO	90	12	7069	

ALTERNATORS

ALTERNATORS AND GENERATORS

ENGINE	YEAR	APPLICATION	Mfg	Amp	Volt	PART NO.	OPT. NO.
Ford (Cont'd)							
F800 (Cont'd)							
V8 6.1L 370cid	1987-82	Ford Oversize Unit - 90 Amp, ER/EF	FO	90	12	7069	
V8 7.0L 429cid	1998-97	Ford 3G (Larger Frt. Brg.) str. mount, 95 Amp, 8S pulley	FO	95	12	7785N	
V8 7.0L 429cid		Ford 3G (Std.) 95 Amp, str. mount, w/o pulley	FO	95	12	7749-3N-0G	
V8 7.0L 429cid		Ford 3G Alternator (Std.)	FO	95	12	7749-3N-2G	
V8 7.0L 429cid		Ford 3G, 115 Amp, 2V pulley, str.mount, 3:00 Plug Position	FO	115	12	7778-3N	
V8 7.0L 429cid		Ford 3G, 115 Amp, 2V, str. Mount, 11:00 Plug Position	FO	95	12	7749-11N	
V8 7.0L 429cid		Ford 3G, 115 Amp, w/o pulley, str. mount, 3:00 plug position	FO	115	12	7778-3N-0G	
V8 7.0L 429cid	1998-82	Bosch Replacement Unit, 160 Amp, 3 Mounting Ears	BO	160	12	12490N	12715N
V8 7.0L 429cid		Leece Neville (J-180 Mtg.) IR/EF, 105 Amp, Std. SRE bearing ...	LN	130	12	7612N	7613N
V8 7.0L 429cid		Leece Neville (J-180 Mtg.) IR/EF, 130 Amp	LN	130	12	7612N	7613N
V8 7.0L 429cid		Leece Neville (J-180 Mtg.) IR/EF, 90 Amp, B+ 5/16	LN	130	12	7612N	7613N
V8 7.0L 429cid		Leece Neville LC Series, 160 Amp, stator activated, 239 mm Rotor OAL	LN	160	12	7613N-LC	
V8 7.0L 429cid		Leece Neville, IR/EF, 160 Amp, trio activated, (235mm rotor OAL)	LN	160	12	7613N	7613N-LC
V8 7.0L 429cid		Motorola (Dual Mtg.) 130 Amp, IR	LN	160	12	8329N	
V8 7.0L 429cid		Motorola (Dual Mtg., I/R, HD) 140 Amp	LN	160	12	8329N	
V8 7.0L 429cid	1990-88	Ford "Blue Back" Alternator 75 Amp, ER/EF	FO	90	12	7712N	
V8 7.0L 429cid		Ford "Blue Back" Alternator 90 Amp, ER/EF	FO	90	12	7712N	
V8 7.0L 429cid	1990-82	Bosch Repl. Unit, 200 Amp, 3 Mounting Ears	BO	200	12	12715N	
V8 7.0L 429cid		Ford 40-60 Amp Alternator (E/R)	FO	65	12	7078N	
V8 7.0L 429cid	1987-82	Ford Oversize Unit - 65 Amp, ER/EF	FO	90	12	7069	
V8 7.0L 429cid		Ford Oversize Unit - 90 Amp, ER/EF	FO	90	12	7069	
V8 8.2L 501cid		Bosch Repl. Unit, 200 Amp, 3 Mounting Ears	BO	200	12	12715N	
V8 8.2L 501cid		Bosch Replacement Unit, 160 Amp, 3 Mounting Ears	BO	160	12	12490N	12715N
V8 8.2L 501cid		Ford "Blue Back" Alternator 75 Amp, ER/EF	FO	90	12	7712N	
V8 8.2L 501cid		Ford "Blue Back" Alternator 90 Amp, ER/EF	FO	90	12	7712N	
V8 8.2L 501cid		Ford Oversize Unit - 65 Amp, ER/EF	FO	90	12	7069	
V8 8.2L 501cid		Ford Oversize Unit - 90 Amp, ER/EF	FO	90	12	7069	
V8 8.2L 501cid		Leece Neville (J-180 Mtg.) IR/EF, 105 Amp, Std. SRE bearing ...	LN	130	12	7612N	7613N
V8 8.2L 501cid		Leece Neville (J-180 Mtg.) IR/EF, 130 Amp	LN	130	12	7612N	7613N
V8 8.2L 501cid		Leece Neville (J-180 Mtg.) IR/EF, 90 Amp, B+ 5/16	LN	130	12	7612N	7613N
V8 8.2L 501cid		Leece Neville LC Series, 160 Amp, stator activated, 239 mm Rotor OAL	LN	160	12	7613N-LC	
V8 8.2L 501cid		Leece Neville, IR/EF, 160 Amp, trio activated, (235mm rotor OAL)	LN	160	12	7613N	7613N-LC
V8 8.2L 501cid		Motorola (Dual Mtg.) 130 Amp, IR	LN	160	12	8329N	
F900							
Caterpillar 3208	1989-82	Ford "Blue Back" Alternator 75 Amp, ER/EF	FO	90	12	7712N	
Caterpillar 3208		Ford "Blue Back" Alternator 90 Amp, ER/EF	FO	90	12	7712N	
Caterpillar 3306	1993-90	Ford 3G (Larger Frt. Brg.) str. mount, 95 Amp, 8S pulley	FO	95	12	7785N	
Caterpillar 3306		Ford 3G (Std.) 95 Amp, str. mount, 2V pulley	FO	95	12	7749-3N-2G	
Caterpillar 3306		Ford 3G (Std.) 95 Amp, str.mount, w/o pulley	FO	95	12	7749-3N-0G	
Caterpillar 3306	1993-88	Ford "Blue Back" Alternator 75 Amp, ER/EF	FO	90	12	7712N	
Caterpillar 3306		Ford "Blue Back" Alternator 90 Amp, ER/EF	FO	90	12	7712N	
Cummins (FD1060)	5.9L-359 1999-97	Delco 21SI 100 Amp, longer SRE rotor bearing	DR	130	12	8027N	7644N
Cummins (FD1060)	5.9L-359	Delco 21SI 115 Amp, 2V pulley, longer SRE bearing	DR	130	12	8027N	7644N
Cummins (FD1060)	5.9L-359	Delco 21SI 145 Amp, longer SRE bearing	DR	145-160	12	7644N	8076N
Cummins (FD1060)	5.9L-359	Delco 22SI 130 Amp	DR	130	12	8073N	8076N
Cummins (FD1060)	5.9L-359	Delco 22SI, 145 Amp	DR	145	12	8076N	7644N
Cummins (FD1060)	5.9L-359	Leece Neville (Dual Mtg.) IR/EF, 105 Amp, longer SRE bearing .	LN	130	12	7612N	7613N
Cummins (FD1060)	5.9L-359	Leece Neville (Dual Mtg.) IR/EF, 145 Amp, longer SRE bearing .	LN	160	12	7613N	7613N-LC
Cummins (FD1060)	5.9L-359	Leece Neville LC ser. (Dual Mtg.) IR/EF, 130 Amp, self excite	LN	130	12	7612N	7613N
Cummins (FD1060)	5.9L-359	Motorola (Dual Mtg., I/R, HD) 140 Amp	LN	160	12	8329N	
Cummins (FD1060)	5.9L-359	Opt. Serv. Repl., DR 24SI, J180 Mt., 160 Amp	DR	160	12	8718N	

ALTERNATORS

ALTERNATORS AND GENERATORS

ENGINE	YEAR	APPLICATION	Mfg	Amp	Volt	PART NO.	OPT. NO.
Ford (Cont'd)							
F900 (Cont'd)							
Cummins (FD1060)	5.9L-359	1999-92 Bosch Repl. Unit, 200 Amp, 3 Mounting Ears	BO	200	12	12715N	
Cummins (FD1060)	5.9L-359	Bosch Replacement Unit, 160 Amp, 3 Mounting Ears	BO	160	12	12490N	12715N
Cummins (FD1060)	5.9L-359	Ford 3G (Larger Frt. Brg.) str. mount, 95 Amp, 8S pulley	FO	95	12	7785N	
Cummins (FD1060)	5.9L-359	Ford 3G (Std.) 95 Amp, str. mount, 2V pulley	FO	95	12	7749-3N-2G	
Cummins (FD1060)	5.9L-359	Ford 3G (Std.) 95 Amp, str.mount, w/o pulley	FO	95	12	7749-3N-0G	
Cummins (FD1060)	5.9L-359	Leece Neville LC Series, 160 Amp, stator activated, 239 mm Rotor OAL	LN	160	12	7613N-LC	
Cummins (FD1060)	5.9L-359	Motorola (Dual Mtg.) 130 Amp, IR	LN	160	12	8329N	
Cummins (FD1060)	5.9L-359	1996-92 Delco 21SI 100 Amp, Std. SRE bearing	DR	130	12	8027N	7644N
Cummins (FD1060)	5.9L-359	Delco 21SI 115 Amp, 2V pulley, Std. SRE bearing	DR	130	12	8027N	7644N
Cummins (FD1060)	5.9L-359	Delco 21SI 130 Amp, longer SRE rotor bearing, w/l Term.	DR	130	12	8027N	7644N
Cummins (FD1060)	5.9L-359	Delco 21SI 65 Amp	DR	130	12	8027N	7644N
Cummins (FD1060)	5.9L-359	Ford "Blue Back" Alternator 75 Amp, ER/EF	FO	90	12	7712N	
Cummins (FD1060)	5.9L-359	Ford "Blue Back" Alternator 90 Amp, ER/EF	FO	90	12	7712N	
Cummins (FD1060)	5.9L-359	Leece Neville (J-180 Mtg.) IR/EF, 105 Amp, Std. SRE bearing ...	LN	130	12	7612N	7613N
Cummins (FD1060)	5.9L-359	Leece Neville (J-180 Mtg.) IR/EF, 130 Amp	LN	130	12	7612N	7613N
Cummins (FD1060)	5.9L-359	Leece Neville (J-180 Mtg.) IR/EF, 90 Amp, B+ 5/16	LN	130	12	7612N	7613N
Cummins (FD1060)	5.9L-359	Leece Neville, IR/EF, 160 Amp, trio activated, (235mm rotor OAL)	LN	160	12	7613N	7613N-LC
Cummins (FD1460)	8.3L-504	1999-97 Delco 21SI 100 Amp, longer SRE rotor bearing	DR	130	12	8027N	7644N
Cummins (FD1460)	8.3L-504	Delco 21SI 115 Amp, 2V pulley, longer SRE bearing	DR	130	12	8027N	7644N
Cummins (FD1460)	8.3L-504	Delco 21SI 130 Amp, longer SRE rotor bearing	DR	130	12	8027N	7644N
Cummins (FD1460)	8.3L-504	Delco 21SI 145 Amp, longer SRE bearing	DR	145-160	12	7644N	8076N
Cummins (FD1460)	8.3L-504	Delco 22SI 130 Amp	DR	130	12	8073N	8076N
Cummins (FD1460)	8.3L-504	Delco 22SI, 145 Amp	DR	145	12	8076N	7644N
Cummins (FD1460)	8.3L-504	Leece Neville (Dual Mtg.) IR/EF, 105 Amp, longer SRE bearing .	LN	130	12	7612N	7613N
Cummins (FD1460)	8.3L-504	Leece Neville (Dual Mtg.) IR/EF, 145 Amp, longer SRE bearing .	LN	160	12	7613N	7613N-LC
Cummins (FD1460)	8.3L-504	Leece Neville LC ser. (Dual Mtg.) IR/EF, 130 Amp, self excite	LN	130	12	7612N	7613N
Cummins (FD1460)	8.3L-504	Motorola (Dual Mtg., I/R, HD) 140 Amp	LN	160	12	8329N	
Cummins (FD1460)	8.3L-504	Opt. Serv. Repl., DR 24SI, J180 Mt., 160 Amp	DR	160	12	8718N	
Cummins (FD1460)	8.3L-504	1999-92 Bosch Repl. Unit, 200 Amp, 3 Mounting Ears	BO	200	12	12715N	
Cummins (FD1460)	8.3L-504	Bosch Replacement Unit, 160 Amp, 3 Mounting Ears	BO	160	12	12490N	12715N
Cummins (FD1460)	8.3L-504	Ford 3G (Larger Frt. Brg.) str. mount, 95 Amp, 8S pulley	FO	95	12	7785N	
Cummins (FD1460)	8.3L-504	Ford 3G (Std.) 95 Amp, str. mount, 2V pulley	FO	95	12	7749-3N-2G	

ALTERNATORS

ALTERNATORS AND GENERATORS

ENGINE	YEAR	APPLICATION	Mfg	Amp	Volt	PART NO.	OPT. NO.
Ford (Cont'd)							
F900 (Cont'd)							
Cummins (FD1460)	8.3L-504	Ford 3G (Std.) 95 Amp, str.mount, w/o pulley	FO	95	12	7749-3N-0G	
Cummins (FD1460)	8.3L-504	Leece Neville LC Series, 160 Amp, stator activated, 239 mm Rotor OAL	LN	160	12	7613N-LC	
Cummins (FD1460)	8.3L-504	Motorola (Dual Mtg.) 130 Amp, IR	LN	160	12	8329N	
Cummins (FD1460)	8.3L-504	1996-92 Delco 21SI 100 Amp, Std. SRE bearing	DR	130	12	8027N	7644N
Cummins (FD1460)	8.3L-504	Delco 21SI 115 Amp, 2V pulley, Std. SRE bearing	DR	130	12	8027N	7644N
Cummins (FD1460)	8.3L-504	Delco 21SI 130 Amp, longer SRE rotor bearing, w/l Term.	DR	130	12	8027N	7644N
Cummins (FD1460)	8.3L-504	Delco 21SI 65 Amp	DR	130	12	8027N	7644N
Cummins (FD1460)	8.3L-504	Ford "Blue Back" Alternator 75 Amp, ER/EF	FO	90	12	7712N	
Cummins (FD1460)	8.3L-504	Ford "Blue Back" Alternator 90 Amp, ER/EF	FO	90	12	7712N	
Cummins (FD1460)	8.3L-504	Leece Neville (J-180 Mtg.) IR/EF, 105 Amp, Std. SRE bearing ...	LN	130	12	7612N	7613N
Cummins (FD1460)	8.3L-504	Leece Neville (J-180 Mtg.) IR/EF, 130 Amp	LN	130	12	7612N	7613N
Cummins (FD1460)	8.3L-504	Leece Neville (J-180 Mtg.) IR/EF, 90 Amp, B+ 5/16	LN	130	12	7612N	7613N
Cummins (FD1460)	8.3L-504	Leece Neville, IR/EF, 160 Amp, trio activated, (235mm rotor OAL)	LN	160	12	7613N	7613N-LC
DD 8.2L (501)	1989-82	Bosch Repl. Unit, 200 Amp, 3 Mounting Ears	BO	200	12	12715N	
DD 8.2L (501)		Bosch Replacement Unit, 160 Amp, 3 Mounting Ears	BO	160	12	12490N	12715N
DD 8.2L (501)		Ford "Blue Back" Alternator 75 Amp, ER/EF	FO	90	12	7712N	
DD 8.2L (501)		Ford "Blue Back" Alternator 90 Amp, ER/EF	FO	90	12	7712N	
DD 8.2L (501)		Ford Oversize Unit - 65 Amp, ER/EF	FO	90	12	7069	
DD 8.2L (501)		Leece Neville (J-180 Mtg.) IR/EF, 105 Amp, Std. SRE bearing ...	LN	130	12	7612N	7613N
DD 8.2L (501)		Leece Neville (J-180 Mtg.) IR/EF, 130 Amp	LN	130	12	7612N	7613N
DD 8.2L (501)		Leece Neville (J-180 Mtg.) IR/EF, 90 Amp, B+ 5/16	LN	130	12	7612N	7613N
DD 8.2L (501)		Leece Neville LC Series, 160 Amp, stator activated, 239 mm Rotor OAL	LN	160	12	7613N-LC	
DD 8.2L (501)		Leece Neville, IR/EF, 160 Amp, trio activated, (235mm rotor OAL)	LN	160	12	7613N	7613N-LC
DD 8.2L (501)		Motorola (Dual Mtg.) 130 Amp, IR	LN	160	12	8329N	
Ford 6.0L (370) V8 Gas	1991-88	Ford "Blue Back" Alternator 75 Amp, ER/EF	FO	90	12	7712N	
Ford 6.0L (370) V8 Gas		Ford "Blue Back" Alternator 90 Amp, ER/EF	FO	90	12	7712N	
Ford 6.0L (370) V8 Gas	1991-82	Bosch Repl. Unit, 200 Amp, 3 Mounting Ears	BO	200	12	12715N	
Ford 6.0L (370) V8 Gas		Bosch Replacement Unit, 160 Amp, 3 Mounting Ears	BO	160	12	12490N	12715N
Ford 6.0L (370) V8 Gas		Ford 40-60 Amp Alternator (E/R)	FO	65	12	7078N	
Ford 6.0L (370) V8 Gas		Leece Neville (J-180 Mtg.) IR/EF, 105 Amp, Std. SRE bearing ...	LN	130	12	7612N	7613N
Ford 6.0L (370) V8 Gas		Leece Neville (J-180 Mtg.) IR/EF, 130 Amp	LN	130	12	7612N	7613N
Ford 6.0L (370) V8 Gas		Leece Neville (J-180 Mtg.) IR/EF, 90 Amp, B+ 5/16	LN	130	12	7612N	7613N
Ford 6.0L (370) V8 Gas		Leece Neville LC Series, 160 Amp, stator activated, 239 mm Rotor OAL	LN	160	12	7613N-LC	
Ford 6.0L (370) V8 Gas		Leece Neville, IR/EF, 160 Amp, trio activated, (235mm rotor OAL)	LN	160	12	7613N	7613N-LC
Ford 6.0L (370) V8 Gas		Motorola (Dual Mtg.) 130 Amp, IR	LN	160	12	8329N	
Ford 6.0L (370) V8 Gas		Motorola (Dual Mtg., I/R, HD) 140 Amp	LN	160	12	8329N	
Ford 6.0L (370) V8 Gas	1987-82	Ford Oversize Unit - 65 Amp, ER/EF	FO	90	12	7069	
Ford 6.6L (401) L6 Diesel	1995-92	Ford 3G (Larger Frt. Brg.) str. mount, 95 Amp, 8S pulley	FO	95	12	7785N	
Ford 6.6L (401) L6 Diesel		Ford 3G (Std.) 95 Amp, str. mount, 2V pulley	FO	95	12	7749-3N-2G	
Ford 6.6L (401) L6 Diesel	1995-88	Ford "Blue Back" Alternator 75 Amp, ER/EF	FO	90	12	7712N	
Ford 6.6L (401) L6 Diesel		Ford "Blue Back" Alternator 90 Amp, ER/EF	FO	90	12	7712N	
Ford 6.6L (401) L6 Diesel	1987-82	Ford Oversize Unit - 65 Amp, ER/EF	FO	90	12	7069	
Ford 6.6L (401) L6 Diesel	1995-92	Ford 3G (Std.) 95 Amp, str.mount, w/o pulley	FO	95	12	7749-3N-0G	
Ford 6.6L (401) V8 Diesel	1991-82	Ford 40-60 Amp Alternator (E/R)	FO	65	12	7078N	
Ford 7.0L (429) V8 Gas	1998-92	Ford 3G (Larger Frt. Brg.) str. mount, 95 Amp, 8S pulley	FO	95	12	7785N	
Ford 7.0L (429) V8 Gas		Ford 3G (Std.) 95 Amp, str. mount, 2V pulley	FO	95	12	7749-3N-2G	
Ford 7.0L (429) V8 Gas		Ford 3G (Std.) 95 Amp, str.mount, w/o pulley	FO	95	12	7749-3N-0G	

ALTERNATORS AND GENERATORS

ENGINE	YEAR	APPLICATION	Mfg	Amp	Volt	PART NO.	OPT. NO.
Ford (Cont'd)							
F900 (Cont'd)							
Ford 7.0L (429) V8 Gas	1998-92	Ford 3G, 115 Amp, 2V pulley, str.mount, 3:00 Plug Position	FO	115	12	7778-3N	
Ford 7.0L (429) V8 Gas		Ford 3G, 115 Amp, 2V, str. Mount, 11:00 Plug Position	FO	95	12	7749-11N	
Ford 7.0L (429) V8 Gas		Ford 3G, 115 Amp, w/o pulley, str. mount, 3:00 plug position	FO	115	12	7778-3N-0G	
Ford 7.0L (429) V8 Gas	1998-82	Bosch Repl. Unit, 200 Amp, 3 Mounting Ears	BO	200	12	12715N	
Ford 7.0L (429) V8 Gas		Bosch Replacement Unit, 160 Amp, 3 Mounting Ears	BO	160	12	12490N	12715N
Ford 7.0L (429) V8 Gas		Leece Neville (J-180 Mtg.) IR/EF, 105 Amp, Std. SRE bearing ...	LN	130	12	7612N	7613N
Ford 7.0L (429) V8 Gas		Leece Neville (J-180 Mtg.) IR/EF, 130 Amp	LN	130	12	7612N	7613N
Ford 7.0L (429) V8 Gas		Leece Neville (J-180 Mtg.) IR/EF, 90 Amp, B+ 5/16	LN	130	12	7612N	7613N
Ford 7.0L (429) V8 Gas		Leece Neville LC Series, 160 Amp, stator activated, 239 mm Rotor OAL	LN	160	12	7613N-LC	
Ford 7.0L (429) V8 Gas		Leece Neville, IR/EF, 160 Amp, trio activated, (235mm rotor OAL)	LN	160	12	7613N	7613N-LC
Ford 7.0L (429) V8 Gas		Motorola (Dual Mtg.) 130 Amp, IR	LN	160	12	8329N	
Ford 7.0L (429) V8 Gas		Motorola (Dual Mtg., I/R, HD) 140 Amp	LN	160	12	8329N	
Ford 7.0L (429) V8 Gas	1991-88	Ford "Blue Back" Alternator 75 Amp, ER/EF	FO	90	12	7712N	
Ford 7.0L (429) V8 Gas		Ford "Blue Back" Alternator 90 Amp, ER/EF	FO	90	12	7712N	
Ford 7.0L (429) V8 Gas	1991-82	Ford 40-60 Amp Alternator (E/R)	FO	65	12	7078N	
Ford 7.0L (429) V8 Gas	1987-82	Ford Oversize Unit - 65 Amp, ER/EF	FO	90	12	7069	
Ford 7.8L (476) L6 Diesel	1995-92	Ford 3G (Larger Frt. Brg.) str. mount, 95 Amp, 8S pulley	FO	95	12	7785N	
Ford 7.8L (476) L6 Diesel		Ford 3G (Std.) 95 Amp, str. mount, 2V pulley	FO	95	12	7749-3N-2G	
Ford 7.8L (476) L6 Diesel	1995-88	Ford "Blue Back" Alternator 90 Amp, ER/EF	FO	90	12	7712N	
Ford 7.8L (476) L6 Diesel	1994-88	Ford "Blue Back" Alternator 75 Amp, ER/EF	FO	90	12	7712N	
Ford 7.8L (476) L6 Diesel	1991-82	Ford 40-60 Amp Alternator (E/R)	FO	65	12	7078N	
Ford 7.8L (476) L6 Diesel	1987-82	Ford Oversize Unit - 65 Amp, ER/EF	FO	90	12	7069	
Ford 7.8L (476) L6 Diesel	1995	Ford "Blue Back" Alternator 75 Amp, ER/EF	FO	90	12	7712N	
Ford 7.8L (476) V8 Diesel	1995-92	Ford 3G (Std.) 95 Amp, str.mount, w/o pulley	FO	95	12	7749-3N-0G	
L6000							
Caterpillar 3126	1999-95	21SI Delco, 12V / 100 Amp, longer SRE bearing	DR	130	12	8027N	7644N
Caterpillar 3126		21SI Delco, 12V / 100 Amp, Std. SRE bearing	DR	130	12	8027N	7644N
Caterpillar 3126		Bosch Repl. Unit, 160 Amp, 3 Mounting Ears	BO	160	12	12490N	12715N
Caterpillar 3126		Bosch Repl. Unit, 200 Amp, 3 Mounting Ears	BO	200	12	12715N	
Caterpillar 3126		Delco 21SI 115 Amp, 2V pulley, longer SRE bearing	DR	130	12	8027N	7644N
Caterpillar 3126		Delco 21SI 115 Amp, 2V pulley, Std. SRE bearing	DR	130	12	8027N	7644N
Caterpillar 3126		Delco 21SI 115 Amp, 8S pulley, Std. SRE bearing	DR	130	12	8027N	7644N
Caterpillar 3126		Delco 21SI 130 Amp, longer SRE rotor bearing	DR	130	12	8027N	7644N
Caterpillar 3126		Delco 21SI 130 Amp, longer SRE rotor bearing, w/l Term.	DR	130	12	8027N	7644N
Caterpillar 3126		Delco 21SI 145 Amp, longer SRE bearing	DR	145-160	12	7644N	8076N
Caterpillar 3126		Delco 21SI 145 Amp, Std. SRE bearing	DR	145-160	12	7644N	8076N
Caterpillar 3126		Delco 21SI, 65 Amp	DR	130	12	8027N	7644N
Caterpillar 3126		Delco 22SI 130 Amp	DR	130	12	8073N	8076N
Caterpillar 3126		Delco 22SI, 145 Amp	DR	145	12	8076N	7644N
Caterpillar 3126		Delco 25SI, 85 Amp	DR	85	12	8066N	
Caterpillar 3126		Delco 34SI, Quad Mt., 135 Amp	DR	135	12	8092N	8613N
Caterpillar 3126		DR 26SI, 85 Amp	DR	85	12	8066N	
Caterpillar 3126		DR 30SI, 105 Amp, w/R Pin, w/o Transformer	DR	105	12	7940N	
Caterpillar 3126		DR 33SI, J-180 Mt., #10 R Term., 135 Amp, Std.	DR	135	12	8083N	8612N
Caterpillar 3126		DR 33SI, J-180Mt., #10 R Term, 110 Amp, Std.	DR	110	12	8081N	8612N
Caterpillar 3126		DR 34SI Quad Mt., 110 Amp	DR	135	12	8092N	8613N
Caterpillar 3126		DR 35SI Quad Mt., Repl.34SI, #10 R Term, 110 Amp	DR	140	12	8608N	8613N
Caterpillar 3126		DR 35SI, J-180 Mt., (33SI Upgrade) 110 Amp, Std.	DR	140	12	8607N	8612N
Caterpillar 3126		DR 35SI, J-180 Mtg., 135 Amp, Repl. 33SI, Std.	DR	140	12	8607N	8612N
Caterpillar 3126		DR 35SI, Quad Mt., Repl.34SI, 135 Amp	DR	140	12	8608N	8613N
Caterpillar 3126		Ford 3G (Larger Frt. Brg.) str. mount, 95 Amp, 8S pulley	FO	95	12	7785N	
Caterpillar 3126		Ford 3G (Std.) 95 Amp, str. mount, 2V pulley	FO	95	12	7749-3N-2G	
Caterpillar 3126		Ford 3G (Std.) 95 Amp, str. mount, w/o pulley	FO	95	12	7749-3N-0G	
Caterpillar 3126		Ford 3G, 115 Amp, 2V pulley, str. mount, 3:00 Plug Position	FO	115	12	7778-3N	
Caterpillar 3126		Ford 3G, 115 Amp, 2V, str. Mount, 11:00 Plug Position	FO	95	12	7749-11N	
Caterpillar 3126		Ford 3G, 115 Amp, w/o pulley, str. mount, 3:00 plug position	FO	115	12	7778-3N-0G	
Caterpillar 3126		Leece Neville (Dual Mtg.) IR/EF, 145 Amp, longer SRE bearing .	LN	160	12	7613N	7613N-LC
Caterpillar 3126		Leece Neville (J-180 Mtg.) IR/EF, 105 Amp, B+ 5/16	LN	130	12	7612N	7613N
Caterpillar 3126		Leece Neville (J-180 Mtg.) IR/EF, 130 Amp, B+ 5/16	LN	130	12	7612N	7613N
Caterpillar 3126		Leece Neville (J-180 Mtg.) IR/EF, 90 Amp, B+ 5/16	LN	130	12	7612N	7613N
Caterpillar 3126		Leece Neville LC Series, 160 Amp, stator activated, 239 mm Rotor OAL	LN	160	12	7613N-LC	

ALTERNATORS

ALTERNATORS AND GENERATORS

ENGINE	YEAR	APPLICATION	Mfg	Amp	Volt	PART NO.	OPT. NO.
Ford (Cont'd)							
L6000 (Cont'd)							
Caterpillar 3126	1999-95	Leece Neville, IR/EF, 160 Amp, trio activated, (235mm rotor OAL)	LN	160	12	7613N	7613N-LC
Caterpillar 3126		Motorola, Dual Mtg., Int. Reg.	LN	160	12	8329N	
Caterpillar 3126		Opt. Serv. Repl., DR 24SI, J180 Mt., 160 Amp	DR	160	12	8718N	
Caterpillar 3176		21SI Delco, 12V / 100 Amp, longer SRE bearing	DR	130	12	8027N	7644N
Caterpillar 3176		Delco 21SI 115 Amp, 2V pulley, longer SRE bearing	DR	130	12	8027N	7644N
Caterpillar 3176		Delco 21SI 130 Amp, longer SRE rotor bearing	DR	130	12	8027N	7644N
Caterpillar 3176		Delco 21SI 145 Amp, longer SRE bearing	DR	145-160	12	7644N	8076N
Caterpillar 3176		Delco 22SI 130 Amp	DR	130	12	8073N	8076N
Caterpillar 3176		Delco 22SI, 145 Amp	DR	145	12	8076N	7644N
Caterpillar 3176		Delco 25SI, 85 Amp	DR	85	12	8066N	
Caterpillar 3176		Delco 34SI, Quad Mt., 135 Amp	DR	135	12	8092N	8613N
Caterpillar 3176		DR 26SI, 85 Amp	DR	85	12	8066N	
Caterpillar 3176		DR 30SI, 105 Amp, w/R Pin, w/o Transformer	DR	105	12	7940N	
Caterpillar 3176		DR 33SI, J-180 Mt., #10 R Term., 135 Amp, Std.	DR	135	12	8083N	8612N
Caterpillar 3176		DR 33SI, J-180Mt., #10 R Term, 110 Amp, Std.	DR	110	12	8081N	8612N
Caterpillar 3176		DR 34SI Quad Mt., 110 Amp	DR	135	12	8092N	8613N
Caterpillar 3176		DR 35SI Quad Mt., Repl.34SI, #10 R Term, 110 Amp	DR	140	12	8608N	8613N
Caterpillar 3176		DR 35SI, J-180 Mt., (33SI Upgrade) 110 Amp, Std.	DR	140	12	8607N	8612N
Caterpillar 3176		DR 35SI, J-180 Mtg, 135 Amp, Repl. 33SI, Std.	DR	140	12	8607N	8612N
Caterpillar 3176		DR 35SI, Quad Mt., Repl.34SI, 135 Amp	DR	140	12	8608N	8613N
Caterpillar 3176		Leece Neville (Dual Mtg.) IR/EF, 145 Amp, longer SRE bearing .	LN	160	12	7613N	7613N-LC
Caterpillar 3176		Motorola, Dual Mtg., Int. Reg.	LN	160	12	8329N	
Caterpillar 3176		Opt. Serv. Repl., DR 24SI, J180 Mt., 160 Amp	DR	160	12	8718N	
Caterpillar 3176	1999-90	21SI Delco, 12V / 100 Amp, Std. SRE bearing	DR	130	12	8027N	7644N
Caterpillar 3176		Bosch Repl. Unit, 160 Amp, 3 Mounting Ears	BO	160	12	12490N	12715N
Caterpillar 3176		Bosch Repl. Unit, 200 Amp, 3 Mounting Ears	BO	200	12	12715N	
Caterpillar 3176		Delco 21SI 115 Amp, 2V pulley, Std. SRE bearing	DR	130	12	8027N	7644N
Caterpillar 3176		Delco 21SI 115 Amp, 8S pulley, Std. SRE bearing	DR	130	12	8027N	7644N
Caterpillar 3176		Delco 21SI 130 Amp, longer SRE rotor bearing, w/l Term.	DR	130	12	8027N	7644N
Caterpillar 3176		Delco 21SI 145 Amp, Std. SRE bearing	DR	145-160	12	7644N	8076N
Caterpillar 3176		Delco 21SI, 65 Amp	DR	130	12	8027N	7644N
Caterpillar 3176		Leece Neville (J-180 Mtg.) IR/EF, 105 Amp, B+ 5/16	LN	130	12	7612N	7613N
Caterpillar 3176		Leece Neville (J-180 Mtg.) IR/EF, 130 Amp, B+ 5/16	LN	130	12	7612N	7613N
Caterpillar 3176		Leece Neville (J-180 Mtg.) IR/EF, 90 Amp, B+ 5/16	LN	130	12	7612N	7613N
Caterpillar 3176		Leece Neville LC Series, 160 Amp, stator activated, 239 mm Rotor OAL	LN	160	12	7613N-LC	
Caterpillar 3176		Leece Neville, IR/EF, 160 Amp, trio activated, (235mm rotor OAL)	LN	160	12	7613N	7613N-LC
Caterpillar 3176		Motorola, Dual Mtg., Int. Reg.	LN	160	12	8329N	
Caterpillar 3208	1999-95	21SI Delco, 12V / 100 Amp, longer SRE bearing	DR	130	12	8027N	7644N
Caterpillar 3208		Delco 21SI 115 Amp, 2V pulley, longer SRE bearing	DR	130	12	8027N	7644N
Caterpillar 3208		Delco 21SI 130 Amp, longer SRE rotor bearing	DR	130	12	8027N	7644N
Caterpillar 3208		Delco 21SI 145 Amp, longer SRE bearing	DR	145-160	12	7644N	8076N
Caterpillar 3208		Delco 22SI 130 Amp	DR	130	12	8073N	8076N
Caterpillar 3208		Delco 22SI, 145 Amp	DR	145	12	8076N	7644N
Caterpillar 3208		Delco 25SI, 85 Amp	DR	85	12	8066N	
Caterpillar 3208		Delco 34SI, Quad Mt., 135 Amp	DR	135	12	8092N	8613N
Caterpillar 3208		DR 26SI, 85 Amp	DR	85	12	8066N	
Caterpillar 3208		DR 30SI, 105 Amp, w/R Pin, w/o Transformer	DR	105	12	7940N	
Caterpillar 3208		DR 33SI, J-180 Mt., #10 R Term., 135 Amp, Std.	DR	135	12	8083N	8612N
Caterpillar 3208		DR 33SI, J-180Mt., #10 R Term, 110 Amp, Std.	DR	110	12	8081N	8612N
Caterpillar 3208		DR 34SI Quad Mt., 110 Amp	DR	135	12	8092N	8613N
Caterpillar 3208		DR 35SI Quad Mt., Repl.34SI, #10 R Term, 110 Amp	DR	140	12	8608N	8613N
Caterpillar 3208		DR 35SI, J-180 Mt., (33SI Upgrade) 110 Amp, Std.	DR	140	12	8607N	8612N
Caterpillar 3208		DR 35SI, J-180 Mtg, 135 Amp, Repl. 33SI, Std.	DR	140	12	8607N	8612N
Caterpillar 3208		DR 35SI, Quad Mt., Repl.34SI, 135 Amp	DR	140	12	8608N	8613N
Caterpillar 3208		Leece Neville (Dual Mtg.) IR/EF, 145 Amp, longer SRE bearing .	LN	160	12	7613N	7613N-LC
Caterpillar 3208		Motorola, Dual Mtg., Int. Reg.	LN	160	12	8329N	
Caterpillar 3208		Opt. Serv. Repl., DR 24SI, J180 Mt., 160 Amp	DR	160	12	8718N	
Caterpillar 3208	1999-90	21SI Delco, 12V / 100 Amp, Std. SRE bearing	DR	130	12	8027N	7644N
Caterpillar 3208		Delco 21SI 115 Amp, 2V pulley, Std. SRE bearing	DR	130	12	8027N	7644N
Caterpillar 3208		Delco 21SI 115 Amp, 8S pulley, Std. SRE bearing	DR	130	12	8027N	7644N
Caterpillar 3208		Delco 21SI 130 Amp, longer SRE rotor bearing, w/l Term.	DR	130	12	8027N	7644N
Caterpillar 3208		Delco 21SI 145 Amp, Std. SRE bearing	DR	145-160	12	7644N	8076N
Caterpillar 3208		Delco 21SI, 65 Amp	DR	130	12	8027N	7644N

ALTERNATORS

ALTERNATORS AND GENERATORS

ENGINE	YEAR	APPLICATION	Mfg	Amp	Volt	PART NO.	OPT. NO.
Ford (Cont'd)							
L6000 (Cont'd)							
Caterpillar 3208	1999-82	Bosch Repl. Unit, 160 Amp, 3 Mounting Ears	BO	160	12	12490N	12715N
Caterpillar 3208		Bosch Repl. Unit, 200 Amp, 3 Mounting Ears	BO	200	12	12715N	
Caterpillar 3208		Leece Neville (J-180 Mtg.) IR/EF, 105 Amp, B+ 5/16	LN	130	12	7612N	7613N
Caterpillar 3208		Leece Neville (J-180 Mtg.) IR/EF, 130 Amp, B+ 5/16	LN	130	12	7612N	7613N
Caterpillar 3208		Leece Neville (J-180 Mtg.) IR/EF, 90 Amp, B+ 5/16	LN	130	12	7612N	7613N
Caterpillar 3208		Leece Neville LC Series, 160 Amp, stator activated, 239 mm Rotor OAL	LN	160	12	7613N-LC	
Caterpillar 3208		Leece Neville, IR/EF, 160 Amp, trio activated, (235mm rotor OAL)	LN	160	12	7613N	7613N-LC
Caterpillar 3208		Motorola, Dual Mtg., Int. Reg.	LN	160	12	8329N	
Caterpillar 3208	1989-82	30SI Delco, 90 Amp, w/o Transformer	DR	90	12	7262N	
Caterpillar 3208		30SI Delco, 90 Amp, w/Transformer	DR	90	12	7256N	
Caterpillar 3208		Delco 25SI, 75 Amp	DR	75	12	7255N	8066N
Caterpillar 3208		Ford (Blue Back) Alternator 75 Amp, ER/EF	FO	90	12	7712N	
Caterpillar 3208		Ford (Blue Back) Alternator 90 Amp, ER/EF	FO	90	12	7712N	
Caterpillar 3208		Ford 40-60 Amp, ER/EF	FO	65	12	7078N	
Caterpillar 3208		Ford Oversize Unit - 65 Amp, ER/EF	FO	90	12	7069	
Caterpillar 3208		Ford Oversize Unit - 90 Amp, ER/EF	FO	90	12	7069	
Caterpillar 3306	1999-95	21SI Delco, 12V / 100 Amp, longer SRE bearing	DR	130	12	8027N	7644N
Caterpillar 3306		Delco 21SI 115 Amp, 2V pulley, longer SRE bearing	DR	130	12	8027N	7644N
Caterpillar 3306		Delco 21SI 130 Amp, longer SRE rotor bearing	DR	130	12	8027N	7644N
Caterpillar 3306		Delco 21SI 145 Amp, longer SRE bearing	DR	145-160	12	7644N	8076N
Caterpillar 3306		Delco 22SI 130 Amp	DR	130	12	8073N	8076N
Caterpillar 3306		Delco 22SI, 145 Amp	DR	145	12	8076N	7644N
Caterpillar 3306		Delco 25SI, 85 Amp	DR	85	12	8066N	
Caterpillar 3306		Delco 34SI, Quad Mt., 135 Amp	DR	135	12	8092N	8613N
Caterpillar 3306		DR 26SI, 85 Amp	DR	85	12	8066N	
Caterpillar 3306		DR 30SI, 105 Amp, w/R Pin, w/o Transformer	DR	105	12	7940N	
Caterpillar 3306		DR 33SI, J-180 Mt., #10 R Term., 135 Amp, Std.	DR	135	12	8083N	8612N
Caterpillar 3306		DR 33SI, J-180Mt., #10 R Term, 110 Amp, Std.	DR	110	12	8081N	8612N
Caterpillar 3306		DR 34SI Quad Mt., 110 Amp	DR	135	12	8092N	8613N
Caterpillar 3306		DR 35SI Quad Mt., Repl.34SI, #10 R Term, 110 Amp	DR	140	12	8608N	8613N
Caterpillar 3306		DR 35SI, J-180 Mt., (33SI Upgrade) 110 Amp, Std.	DR	140	12	8607N	8612N
Caterpillar 3306		DR 35SI, J-180 Mtg, 135 Amp, Repl. 33SI, Std.	DR	140	12	8607N	8612N
Caterpillar 3306		DR 35SI, Quad Mt., Repl.34SI, 135 Amp	DR	140	12	8608N	8613N
Caterpillar 3306		Leece Neville (Dual Mtg.) IR/EF, 145 Amp, longer SRE bearing .	LN	160	12	7613N	7613N-LC
Caterpillar 3306		Motorola, Dual Mtg., Int. Reg.	LN	160	12	8329N	
Caterpillar 3306		Opt. Serv. Repl., DR 24SI, J180 Mt., 160 Amp	DR	160	12	8718N	
Caterpillar 3306	1999-90	21SI Delco, 12V / 100 Amp, Std. SRE bearing	DR	130	12	8027N	7644N
Caterpillar 3306		Delco 21SI 115 Amp, 2V pulley, Std. SRE bearing	DR	130	12	8027N	7644N
Caterpillar 3306		Delco 21SI 115 Amp, 8S pulley, Std. SRE bearing	DR	130	12	8027N	7644N
Caterpillar 3306		Delco 21SI 130 Amp, longer SRE rotor bearing, w/I Term.	DR	130	12	8027N	7644N
Caterpillar 3306		Delco 21SI 145 Amp, Std. SRE bearing	DR	145-160	12	7644N	8076N
Caterpillar 3306		Delco 21SI, 65 Amp	DR	130	12	8027N	7644N
Caterpillar 3306	1999-88	Bosch Repl. Unit, 160 Amp, 3 Mounting Ears	BO	160	12	12490N	12715N
Caterpillar 3306		Bosch Repl. Unit, 200 Amp, 3 Mounting Ears	BO	200	12	12715N	
Caterpillar 3306		Leece Neville (J-180 Mtg.) IR/EF, 105 Amp, B+ 5/16	LN	130	12	7612N	7613N
Caterpillar 3306		Leece Neville (J-180 Mtg.) IR/EF, 130 Amp, B+ 5/16	LN	130	12	7612N	7613N
Caterpillar 3306		Leece Neville (J-180 Mtg.) IR/EF, 90 Amp, B+ 5/16	LN	130	12	7612N	7613N
Caterpillar 3306		Leece Neville LC Series, 160 Amp, stator activated, 239 mm Rotor OAL	LN	160	12	7613N-LC	
Caterpillar 3306		Leece Neville, IR/EF, 160 Amp, trio activated, (235mm rotor OAL)	LN	160	12	7613N	7613N-LC
Caterpillar 3306		Motorola, Dual Mtg., Int. Reg.	LN	160	12	8329N	
Caterpillar 3306	1989-88	30SI Delco, 90 Amp, w/o Transformer	DR	90	12	7262N	
Caterpillar 3306		30SI Delco, 90 Amp, w/Transformer	DR	90	12	7256N	
Caterpillar 3306		Ford (Blue Back) Alternator 75 Amp, ER/EF	FO	90	12	7712N	
Caterpillar 3306		Ford (Blue Back) Alternator 90 Amp, ER/EF	FO	90	12	7712N	
Caterpillar 3306		Ford 40-60 Amp, ER/EF	FO	65	12	7078N	
Caterpillar 3306		Ford Oversize Unit - 65 Amp, ER/EF	FO	90	12	7069	
Caterpillar 3306		Ford Oversize Unit - 90 Amp, ER/EF	FO	90	12	7069	
Caterpillar 3306	1989-82	Delco 25SI, 75 Amp	DR	75	12	7255N	8066N
Caterpillar 3406	1999-95	21SI Delco, 12V / 100 Amp, longer SRE bearing	DR	130	12	8027N	7644N
Caterpillar 3406		Delco 21SI 115 Amp, 2V pulley, longer SRE bearing	DR	130	12	8027N	7644N
Caterpillar 3406		Delco 21SI 130 Amp, longer SRE rotor bearing	DR	130	12	8027N	7644N
Caterpillar 3406		Delco 21SI 145 Amp, longer SRE bearing	DR	145-160	12	7644N	8076N

ALTERNATORS

ALTERNATORS AND GENERATORS

ENGINE	YEAR	APPLICATION	Mfg	Amp	Volt	PART NO.	OPT. NO.	
Ford (Cont'd)								
L6000 (Cont'd)								
Caterpillar 3406	1999-95	Delco 22SI 130 Amp	DR	130	12	8073N	8076N	
Caterpillar 3406		Delco 22SI, 145 Amp	DR	145	12	8076N	7644N	
Caterpillar 3406		Delco 25SI, 85 Amp	DR	85	12	8066N		
Caterpillar 3406		Delco 34SI, Quad Mt., 135 Amp	DR	135	12	8092N	8613N	
Caterpillar 3406		DR 26SI, 85 Amp	DR	85	12	8066N		
Caterpillar 3406		DR 30SI, 105 Amp, w/R Pin, w/o Transformer	DR	105	12	7940N		
Caterpillar 3406		DR 33SI, J-180 Mt., #10 R Term., 135 Amp, Std.	DR	135	12	8083N	8612N	
Caterpillar 3406		DR 33SI, J-180Mt., #10 R Term, 110 Amp, Std.	DR	110	12	8081N	8612N	
Caterpillar 3406		DR 34SI Quad Mt., 110 Amp	DR	135	12	8092N	8613N	
Caterpillar 3406		DR 35SI Quad Mt., Repl.34SI, #10 R Term, 110 Amp	DR	140	12	8608N	8613N	
Caterpillar 3406		DR 35SI, J-180 Mt., (33SI Upgrade) 110 Amp, Std.	DR	140	12	8607N	8612N	
Caterpillar 3406		DR 35SI, J-180 Mtg, 135 Amp, Repl. 33SI, Std.	DR	140	12	8607N	8612N	
Caterpillar 3406		DR 35SI, Quad Mt., Repl.34SI, 135 Amp	DR	140	12	8608N	8613N	
Caterpillar 3406		Leece Neville (Dual Mtg.) IR/EF, 145 Amp, longer SRE bearing .	LN	160	12	7613N	7613N-LC	
Caterpillar 3406	Motorola, Dual Mtg., Int. Reg.	LN	160	12	8329N			
Caterpillar 3406	Opt. Serv. Repl., DR 24SI, J180 Mt., 160 Amp	DR	160	12	8718N			
Caterpillar 3406	1999-90	21SI Delco, 12V / 100 Amp, Std. SRE bearing	DR	130	12	8027N	7644N	
Caterpillar 3406		Delco 21SI 115 Amp, 2V pulley, Std. SRE bearing	DR	130	12	8027N	7644N	
Caterpillar 3406		Delco 21SI 115 Amp, 8S pulley, Std. SRE bearing	DR	130	12	8027N	7644N	
Caterpillar 3406		Delco 21SI 130 Amp, longer SRE rotor bearing, w/l Term.	DR	130	12	8027N	7644N	
Caterpillar 3406		Delco 21SI 145 Amp, Std. SRE bearing	DR	145-160	12	7644N	8076N	
Caterpillar 3406	1999-82	Delco 21SI, 65 Amp	DR	130	12	8027N	7644N	
Caterpillar 3406		Bosch Repl. Unit, 160 Amp, 3 Mounting Ears	BO	160	12	12490N	12715N	
Caterpillar 3406		Bosch Repl. Unit, 200 Amp, 3 Mounting Ears	BO	200	12	12715N		
Caterpillar 3406		Leece Neville (J-180 Mtg.) IR/EF, 105 Amp, B+ 5/16	LN	130	12	7612N	7613N	
Caterpillar 3406		Leece Neville (J-180 Mtg.) IR/EF, 130 Amp, B+ 5/16	LN	130	12	7612N	7613N	
Caterpillar 3406		Leece Neville (J-180 Mtg.) IR/EF, 90 Amp, B+ 5/16	LN	130	12	7612N	7613N	
Caterpillar 3406		Leece Neville LC Series, 160 Amp, stator activated, 239 mm Rotor OAL	LN	160	12	7613N-LC		
Caterpillar 3406		Leece Neville, IR/EF, 160 Amp, trio activated, (235mm rotor OAL)	LN	160	12	7613N	7613N-LC	
Caterpillar 3406		Motorola, Dual Mtg., Int. Reg.	LN	160	12	8329N		
Caterpillar 3406		1989-82	30SI Delco, 90 Amp, w/o Transformer	DR	90	12	7262N	
Caterpillar 3406	30SI Delco, 90 Amp, w/Transformer		DR	90	12	7256N		
Caterpillar 3406	Delco 25SI, 75 Amp		DR	75	12	7255N	8066N	
Caterpillar 3406	Ford (Blue Back) Alternator 75 Amp, ER/EF		FO	90	12	7712N		
Caterpillar 3406	Ford (Blue Back) Alternator 90 Amp, ER/EF		FO	90	12	7712N		
Caterpillar 3406	Ford 40-60 Amp, ER/EF		FO	65	12	7078N		
Caterpillar 3406	Ford Oversize Unit - 65 Amp, ER/EF		FO	90	12	7069		
Caterpillar 3406	Ford Oversize Unit - 90 Amp, ER/EF		FO	90	12	7069		
Caterpillar C-10	1999-97		21SI Delco, 12V / 100 Amp, longer SRE bearing	DR	130	12	8027N	7644N
Caterpillar C-10			21SI Delco, 12V / 100 Amp, Std. SRE bearing	DR	130	12	8027N	7644N
Caterpillar C-10		Bosch Repl. Unit, 160 Amp, 3 Mounting Ears	BO	160	12	12490N	12715N	
Caterpillar C-10		Bosch Repl. Unit, 200 Amp, 3 Mounting Ears	BO	200	12	12715N		
Caterpillar C-10		Delco 21SI 115 Amp, 2V pulley, longer SRE bearing	DR	130	12	8027N	7644N	
Caterpillar C-10		Delco 21SI 115 Amp, 2V pulley, Std. SRE bearing	DR	130	12	8027N	7644N	
Caterpillar C-10		Delco 21SI 115 Amp, 8S pulley, Std. SRE bearing	DR	130	12	8027N	7644N	
Caterpillar C-10		Delco 21SI 130 Amp, longer SRE rotor bearing	DR	130	12	8027N	7644N	
Caterpillar C-10		Delco 21SI 130 Amp, longer SRE rotor bearing, w/l Term.	DR	130	12	8027N	7644N	
Caterpillar C-10		Delco 21SI 145 Amp, longer SRE bearing	DR	145-160	12	7644N	8076N	
Caterpillar C-10		Delco 21SI 145 Amp, Std. SRE bearing	DR	145-160	12	7644N	8076N	
Caterpillar C-10		Delco 21SI, 65 Amp	DR	130	12	8027N	7644N	
Caterpillar C-10		Delco 22SI 130 Amp	DR	130	12	8073N	8076N	
Caterpillar C-10		Delco 22SI, 145 Amp	DR	145	12	8076N	7644N	
Caterpillar C-10		Delco 25SI, 85 Amp	DR	85	12	8066N		
Caterpillar C-10		Delco 34SI, Quad Mt., 135 Amp	DR	135	12	8092N	8613N	
Caterpillar C-10		DR 26SI, 85 Amp	DR	85	12	8066N		
Caterpillar C-10		DR 30SI, 105 Amp, w/R Pin, w/o Transformer	DR	105	12	7940N		
Caterpillar C-10		DR 33SI, J-180 Mt., #10 R Term., 135 Amp, Std.	DR	135	12	8083N	8612N	
Caterpillar C-10		DR 33SI, J-180Mt., #10 R Term, 110 Amp, Std.	DR	110	12	8081N	8612N	
Caterpillar C-10		DR 34SI Quad Mt., 110 Amp	DR	135	12	8092N	8613N	
Caterpillar C-10		DR 35SI Quad Mt., Repl.34SI, #10 R Term, 110 Amp	DR	140	12	8608N	8613N	
Caterpillar C-10		DR 35SI, J-180 Mt., (33SI Upgrade) 110 Amp, Std.	DR	140	12	8607N	8612N	
Caterpillar C-10		DR 35SI, J-180 Mtg, 135 Amp, Repl. 33SI, Std.	DR	140	12	8607N	8612N	
Caterpillar C-10	DR 35SI, Quad Mt., Repl.34SI, 135 Amp	DR	140	12	8608N	8613N		
Caterpillar C-10	Leece Neville (Dual Mtg.) IR/EF, 145 Amp, longer SRE bearing .	LN	160	12	7613N	7613N-LC		

ALTERNATORS

ALTERNATORS AND GENERATORS

ENGINE	YEAR	APPLICATION	Mfg	Amp	Volt	PART NO.	OPT. NO.
Ford (Cont'd)							
L6000 (Cont'd)							
Caterpillar C-10	1999-97	Leece Neville (J-180 Mtg.) IR/EF, 105 Amp, B+ 5/16	LN	130	12	7612N	7613N
Caterpillar C-10		Leece Neville (J-180 Mtg.) IR/EF, 130 Amp, B+ 5/16	LN	130	12	7612N	7613N
Caterpillar C-10		Leece Neville (J-180 Mtg.) IR/EF, 90 Amp, B+ 5/16	LN	130	12	7612N	7613N
Caterpillar C-10		Leece Neville LC Series, 160 Amp, stator activated, 239 mm Rotor OAL	LN	160	12	7613N-LC	
Caterpillar C-10		Leece Neville, IR/EF, 160 Amp, trio activated, (235mm rotor OAL)	LN	160	12	7613N	7613N-LC
Caterpillar C-10		Motorola, Dual Mtg., Int. Reg.	LN	160	12	8329N	
Caterpillar C-10		Opt. Serv. Repl., DR 24SI, J180 Mt., 160 Amp	DR	160	12	8718N	
Caterpillar C-12		21SI Delco, 12V / 100 Amp, longer SRE bearing	DR	130	12	8027N	7644N
Caterpillar C-12		21SI Delco, 12V / 100 Amp, Std. SRE bearing	DR	130	12	8027N	7644N
Caterpillar C-12		Bosch Repl. Unit, 160 Amp, 3 Mounting Ears	BO	160	12	12490N	12715N
Caterpillar C-12		Bosch Repl. Unit, 200 Amp, 3 Mounting Ears	BO	200	12	12715N	
Caterpillar C-12		Delco 21SI 115 Amp, 2V pulley, longer SRE bearing	DR	130	12	8027N	7644N
Caterpillar C-12		Delco 21SI 115 Amp, 2V pulley, Std. SRE bearing	DR	130	12	8027N	7644N
Caterpillar C-12		Delco 21SI 115 Amp, 8S pulley, Std. SRE bearing	DR	130	12	8027N	7644N
Caterpillar C-12		Delco 21SI 130 Amp, longer SRE rotor bearing	DR	130	12	8027N	7644N
Caterpillar C-12		Delco 21SI 130 Amp, longer SRE rotor bearing, w/l Term.	DR	130	12	8027N	7644N
Caterpillar C-12		Delco 21SI 145 Amp, longer SRE bearing	DR	145-160	12	7644N	8076N
Caterpillar C-12		Delco 21SI 145 Amp, Std. SRE bearing	DR	145-160	12	7644N	8076N
Caterpillar C-12		Delco 21SI, 65 Amp	DR	130	12	8027N	7644N
Caterpillar C-12		Delco 22SI 130 Amp	DR	130	12	8073N	8076N
Caterpillar C-12		Delco 22SI, 145 Amp	DR	145	12	8076N	7644N
Caterpillar C-12		Delco 25SI, 85 Amp	DR	85	12	8066N	
Caterpillar C-12		Delco 34SI, Quad Mt., 135 Amp	DR	135	12	8092N	8613N
Caterpillar C-12		DR 26SI, 85 Amp	DR	85	12	8066N	
Caterpillar C-12		DR 30SI, 105 Amp, w/R Pin, w/o Transformer	DR	105	12	7940N	
Caterpillar C-12		DR 33SI, J-180 Mt., #10 R Term., 135 Amp, Std.	DR	135	12	8083N	8612N
Caterpillar C-12		DR 33SI, J-180Mt., #10 R Term, 110 Amp, Std.	DR	110	12	8081N	8612N
Caterpillar C-12		DR 34SI Quad Mt., 110 Amp	DR	135	12	8092N	8613N
Caterpillar C-12		DR 35SI Quad Mt., Repl.34SI, #10 R Term, 110 Amp	DR	140	12	8608N	8613N
Caterpillar C-12		DR 35SI, J-180 Mt., (33SI Upgrade) 110 Amp, Std.	DR	140	12	8607N	8612N
Caterpillar C-12		DR 35SI, J-180 Mtg., 135 Amp, Repl. 33SI, Std.	DR	140	12	8607N	8612N
Caterpillar C-12		DR 35SI, Quad Mt., Repl.34SI, 135 Amp	DR	140	12	8608N	8613N
Caterpillar C-12		Leece Neville (Dual Mtg.) IR/EF, 145 Amp, longer SRE bearing ..	LN	160	12	7613N	7613N-LC
Caterpillar C-12		Leece Neville (J-180 Mtg.) IR/EF, 105 Amp, B+ 5/16	LN	130	12	7612N	7613N
Caterpillar C-12		Leece Neville (J-180 Mtg.) IR/EF, 130 Amp, B+ 5/16	LN	130	12	7612N	7613N
Caterpillar C-12		Leece Neville (J-180 Mtg.) IR/EF, 90 Amp, B+ 5/16	LN	130	12	7612N	7613N
Caterpillar C-12		Leece Neville LC Series, 160 Amp, stator activated, 239 mm Rotor OAL	LN	160	12	7613N-LC	
Caterpillar C-12		Leece Neville, IR/EF, 160 Amp, trio activated, (235mm rotor OAL)	LN	160	12	7613N	7613N-LC
Caterpillar C-12		Motorola, Dual Mtg., Int. Reg.	LN	160	12	8329N	
Caterpillar C-12		Opt. Serv. Repl., DR 24SI, J180 Mt., 160 Amp	DR	160	12	8718N	
Cummins (FD1060)	5.9L-359 1999-98	Ford 3G (Std.) 95 Amp, str. mount, 2V pulley	FO	95	12	7749-3N-2G	
Cummins (FD1060)	5.9L-359 1999-95	21SI Delco, 12V / 100 Amp, longer SRE bearing	DR	130	12	8027N	7644N
Cummins (FD1060)	5.9L-359	Delco 21SI 115 Amp, 2V pulley, longer SRE bearing	DR	130	12	8027N	7644N
Cummins (FD1060)	5.9L-359	Delco 21SI 130 Amp, longer SRE rotor bearing	DR	130	12	8027N	7644N
Cummins (FD1060)	5.9L-359	Delco 22SI 130 Amp	DR	130	12	8073N	8076N
Cummins (FD1060)	5.9L-359	Delco 22SI, 145 Amp	DR	145	12	8076N	7644N
Cummins (FD1060)	5.9L-359	Delco 25SI, 85 Amp	DR	85	12	8066N	
Cummins (FD1060)	5.9L-359	Delco 34SI, Quad Mt., 135 Amp	DR	135	12	8092N	8613N
Cummins (FD1060)	5.9L-359	DR 26SI, 85 Amp	DR	85	12	8066N	
Cummins (FD1060)	5.9L-359	DR 30SI, 105 Amp, w/R Pin, w/o Transformer	DR	105	12	7940N	
Cummins (FD1060)	5.9L-359	DR 33SI, J-180 Mt., #10 R Term., 135 Amp, Std.	DR	135	12	8083N	8612N

ALTERNATORS

ALTERNATORS AND GENERATORS

ENGINE	YEAR	APPLICATION	Mfg	Amp	Volt	PART NO.	OPT. NO.
Ford (Cont'd)							
L6000 (Cont'd)							
Cummins (FD1060)	5.9L-359	DR 33SI, J-180Mt., #10 R Term, 110 Amp, Std.	DR	110	12	8081N	8612N
Cummins (FD1060)	5.9L-359	DR 34SI Quad Mt., 110 Amp	DR	135	12	8092N	8613N
Cummins (FD1060)	5.9L-359	DR 35SI Quad Mt., Repl.34SI, #10 R Term, 110 Amp	DR	140	12	8608N	8613N
Cummins (FD1060)	5.9L-359	DR 35SI, J-180 Mt., (33SI Upgrade) 110 Amp, Std.	DR	140	12	8607N	8612N
Cummins (FD1060)	5.9L-359	DR 35SI, J-180 Mtg, 135 Amp, Repl. 33SI, Std.	DR	140	12	8607N	8612N
Cummins (FD1060)	5.9L-359	DR 35SI, Quad Mt., Repl.34SI, 135 Amp	DR	140	12	8608N	8613N
Cummins (FD1060)	5.9L-359	Ford 3G, 115 Amp, 2V pulley, str. mount, 3:00 Plug Position	FO	115	12	7778-3N	
Cummins (FD1060)	5.9L-359	Ford 3G, 115 Amp, 2V, str. Mount, 11:00 Plug Position	FO	95	12	7749-11N	
Cummins (FD1060)	5.9L-359	Ford 3G, 115 Amp, w/o pulley, str. mount, 3:00 plug position	FO	115	12	7778-3N-0G	
Cummins (FD1060)	5.9L-359	Leece Neville (Dual Mtg.) IR/EF, 145 Amp, longer SRE bearing .	LN	160	12	7613N	7613N-LC
Cummins (FD1060)	5.9L-359	Motorola, Dual Mtg., Int. Reg.	LN	160	12	8329N	
Cummins (FD1060)	5.9L-359	Opt. Serv. Repl., DR 24SI, J180 Mt., 160 Amp	DR	160	12	8718N	
Cummins (FD1060)	5.9L-359	1999-92 21SI Delco, 12V / 100 Amp, Std. SRE bearing	DR	130	12	8027N	7644N
Cummins (FD1060)	5.9L-359	Bosch Repl. Unit, 160 Amp, 3 Mounting Ears	BO	160	12	12490N	12715N
Cummins (FD1060)	5.9L-359	Bosch Repl. Unit, 200 Amp, 3 Mounting Ears	BO	200	12	12715N	
Cummins (FD1060)	5.9L-359	Delco 21SI 115 Amp, 2V pulley, Std. SRE bearing	DR	130	12	8027N	7644N
Cummins (FD1060)	5.9L-359	Delco 21SI 115 Amp, 8S pulley, Std. SRE bearing	DR	130	12	8027N	7644N
Cummins (FD1060)	5.9L-359	Delco 21SI 130 Amp, longer SRE rotor bearing, w/l Term.	DR	130	12	8027N	7644N
Cummins (FD1060)	5.9L-359	Delco 21SI 145 Amp, Std. SRE bearing	DR	145-160	12	7644N	8076N
Cummins (FD1060)	5.9L-359	Delco 21SI, 65 Amp	DR	130	12	8027N	7644N
Cummins (FD1060)	5.9L-359	Ford 3G (Larger Frt. Brg.) str. mount, 95 Amp, 8S pulley	FO	95	12	7785N	
Cummins (FD1060)	5.9L-359	Ford 3G (Std.) 95 Amp, str. mount, w/o pulley	FO	95	12	7749-3N-0G	
Cummins (FD1060)	5.9L-359	Leece Neville (J-180 Mtg.) IR/EF, 105 Amp, B+ 5/16	LN	130	12	7612N	7613N
Cummins (FD1060)	5.9L-359	Leece Neville (J-180 Mtg.) IR/EF, 130 Amp, B+ 5/16	LN	130	12	7612N	7613N
Cummins (FD1060)	5.9L-359	Leece Neville (J-180 Mtg.) IR/EF, 90 Amp, B+ 5/16	LN	130	12	7612N	7613N
Cummins (FD1060)	5.9L-359	Leece Neville LC Series, 160 Amp, stator activated, 239 mm Rotor OAL	LN	160	12	7613N-LC	
Cummins (FD1060)	5.9L-359	Leece Neville, IR/EF, 160 Amp, trio activated, (235mm rotor OAL)	LN	160	12	7613N	7613N-LC
Cummins (FD1060)	5.9L-359	Motorola, Dual Mtg., Int. Reg.	LN	160	12	8329N	
Cummins (FD1060)	5.9L-359	1997-92 Ford 3G (Std.) 95 Amp, str. mount, 2V pulley	FO	95	12	7749-3N-2G	
Cummins (FD1060)	5.9L-359	1999 Delco 21SI 145 Amp, longer SRE bearing	DR	145-160	12	7644N	8076N
Cummins (FD1460)	8.3L-504	1999-95 21SI Delco, 12V / 100 Amp, longer SRE bearing	DR	130	12	8027N	7644N
Cummins (FD1460)	8.3L-504	Delco 21SI 115 Amp, 2V pulley, longer SRE bearing	DR	130	12	8027N	7644N

ALTERNATORS AND GENERATORS

ENGINE	YEAR	APPLICATION	Mfg	Amp	Volt	PART NO.	OPT. NO.
Ford (Cont'd)							
L6000 (Cont'd)							
Cummins (FD1460)	8.3L-504	Delco 21SI 130 Amp, longer SRE rotor bearing	DR	130	12	8027N	7644N
Cummins (FD1460)	8.3L-504	Delco 22SI 130 Amp	DR	130	12	8073N	8076N
Cummins (FD1460)	8.3L-504	Delco 22SI, 145 Amp	DR	145	12	8076N	7644N
Cummins (FD1460)	8.3L-504	Delco 25SI, 85 Amp	DR	85	12	8066N	
Cummins (FD1460)	8.3L-504	Delco 34SI, Quad Mt., 135 Amp	DR	135	12	8092N	8613N
Cummins (FD1460)	8.3L-504	DR 26SI, 85 Amp	DR	85	12	8066N	
Cummins (FD1460)	8.3L-504	DR 30SI, 105 Amp, w/R Pin, w/o Transformer	DR	105	12	7940N	
Cummins (FD1460)	8.3L-504	DR 33SI, J-180 Mt., #10 R Term., 135 Amp, Std.	DR	135	12	8083N	8612N
Cummins (FD1460)	8.3L-504	DR 33SI, J-180Mt., #10 R Term, 110 Amp, Std.	DR	110	12	8081N	8612N
Cummins (FD1460)	8.3L-504	DR 34SI Quad Mt., 110 Amp	DR	135	12	8092N	8613N
Cummins (FD1460)	8.3L-504	DR 35SI Quad Mt., Repl.34SI, #10 R Term, 110 Amp	DR	140	12	8608N	8613N
Cummins (FD1460)	8.3L-504	DR 35SI, J-180 Mt., (33SI Upgrade) 110 Amp, Std.	DR	140	12	8607N	8612N
Cummins (FD1460)	8.3L-504	DR 35SI, J-180 Mtg, 135 Amp, Repl. 33SI, Std.	DR	140	12	8607N	8612N
Cummins (FD1460)	8.3L-504	DR 35SI, Quad Mt., Repl.34SI, 135 Amp	DR	140	12	8608N	8613N
Cummins (FD1460)	8.3L-504	Ford 3G, 115 Amp, 2V pulley, str. mount, 3:00 Plug Position	FO	115	12	7778-3N	
Cummins (FD1460)	8.3L-504	Ford 3G, 115 Amp, 2V, str. Mount, 11:00 Plug Position	FO	95	12	7749-11N	
Cummins (FD1460)	8.3L-504	Ford 3G, 115 Amp, w/o pulley, str. mount, 3:00 plug position	FO	115	12	7778-3N-0G	
Cummins (FD1460)	8.3L-504	Leece Neville (Dual Mtg.) IR/EF, 145 Amp, longer SRE bearing .	LN	160	12	7613N	7613N-LC
Cummins (FD1460)	8.3L-504	Motorola, Dual Mtg., Int. Reg.	LN	160	12	8329N	
Cummins (FD1460)	8.3L-504	Opt. Serv. Repl., DR 24SI, J180 Mt., 160 Amp	DR	160	12	8718N	
Cummins (FD1460)	8.3L-504	1999-89 21SI Delco, 12V / 100 Amp, Std. SRE bearing	DR	130	12	8027N	7644N
Cummins (FD1460)	8.3L-504	Bosch Repl. Unit, 160 Amp, 3 Mounting Ears	BO	160	12	12490N	12715N
Cummins (FD1460)	8.3L-504	Bosch Repl. Unit, 200 Amp, 3 Mounting Ears	BO	200	12	12715N	
Cummins (FD1460)	8.3L-504	Delco 21SI 115 Amp, 2V pulley, Std. SRE bearing	DR	130	12	8027N	7644N
Cummins (FD1460)	8.3L-504	Delco 21SI 115 Amp, 8S pulley, Std. SRE bearing	DR	130	12	8027N	7644N
Cummins (FD1460)	8.3L-504	Delco 21SI 130 Amp, longer SRE rotor bearing, w/l Term.	DR	130	12	8027N	7644N
Cummins (FD1460)	8.3L-504	Delco 21SI 145 Amp, Std. SRE bearing	DR	145-160	12	7644N	8076N
Cummins (FD1460)	8.3L-504	Delco 21SI, 65 Amp	DR	130	12	8027N	7644N
Cummins (FD1460)	8.3L-504	Ford 3G (Larger Frt. Brg.) str. mount, 95 Amp, 8S pulley	FO	95	12	7785N	
Cummins (FD1460)	8.3L-504	Ford 3G (Std.) 95 Amp, str. mount, w/o pulley	FO	95	12	7749-3N-0G	
Cummins (FD1460)	8.3L-504	Ford 3G (Std.) 95 Amp, str. mount, 2V pulley	FO	95	12	7749-3N-2G	
Cummins (FD1460)	8.3L-504	Leece Neville (J-180 Mtg.) IR/EF, 105 Amp, B+ 5/16	LN	130	12	7612N	7613N
Cummins (FD1460)	8.3L-504	Leece Neville (J-180 Mtg.) IR/EF, 130 Amp, B+ 5/16	LN	130	12	7612N	7613N

ALTERNATORS

ALTERNATORS AND GENERATORS

ENGINE	YEAR	APPLICATION	Mfg	Amp	Volt	PART NO.	OPT. NO.
Ford (Cont'd)							
L6000 (Cont'd)							
Cummins (FD1460)	8.3L-504	Leece Neville (J-180 Mtg.) IR/EF, 90 Amp, B+ 5/16	LN	130	12	7612N	7613N
Cummins (FD1460)	8.3L-504	Leece Neville LC Series, 160 Amp, stator activated, 239 mm Rotor OAL	LN	160	12	7613N-LC	
Cummins (FD1460)	8.3L-504	Leece Neville, IR/EF, 160 Amp, trio activated, (235mm rotor OAL)	LN	160	12	7613N	7613N-LC
Cummins (FD1460)	8.3L-504	Motorola, Dual Mtg., Int. Reg.	LN	160	12	8329N	
Cummins (FD1460)	8.3L-504	1999 Delco 21SI 145 Amp, longer SRE bearing	DR	145-160	12	7644N	8076N
Cummins 855 (NHC, NTC)	1992-90	21SI Delco, 12V / 100 Amp, Std. SRE bearing	DR	130	12	8027N	7644N
Cummins 855 (NHC, NTC)		Delco 21SI 115 Amp, 2V pulley, Std. SRE bearing	DR	130	12	8027N	7644N
Cummins 855 (NHC, NTC)		Delco 21SI 115 Amp, 8S pulley, Std. SRE bearing	DR	130	12	8027N	7644N
Cummins 855 (NHC, NTC)		Delco 21SI 130 Amp, longer SRE rotor bearing, w/l Term.	DR	130	12	8027N	7644N
Cummins 855 (NHC, NTC)		Delco 21SI 145 Amp, Std. SRE bearing	DR	145-160	12	7644N	8076N
Cummins 855 (NHC, NTC)		Delco 21SI, 65 Amp	DR	130	12	8027N	7644N
Cummins 855 (NHC, NTC)	1992-82	Bosch Repl. Unit, 160 Amp, 3 Mounting Ears	BO	160	12	12490N	12715N
Cummins 855 (NHC, NTC)		Bosch Repl. Unit, 200 Amp, 3 Mounting Ears	BO	200	12	12715N	
Cummins 855 (NHC, NTC)		Leece Neville (J-180 Mtg.) IR/EF, 105 Amp, B+ 5/16	LN	130	12	7612N	7613N
Cummins 855 (NHC, NTC)		Leece Neville (J-180 Mtg.) IR/EF, 130 Amp, B+ 5/16	LN	130	12	7612N	7613N
Cummins 855 (NHC, NTC)		Leece Neville (J-180 Mtg.) IR/EF, 90 Amp, B+ 5/16	LN	130	12	7612N	7613N
Cummins 855 (NHC, NTC)		Leece Neville LC Series, 160 Amp, stator activated, 239 mm Rotor OAL	LN	160	12	7613N-LC	
Cummins 855 (NHC, NTC)		Leece Neville, IR/EF, 160 Amp, trio activated, (235mm rotor OAL)	LN	160	12	7613N	7613N-LC
Cummins 855 (NHC, NTC)		Motorola, Dual Mtg., Int. Reg.	LN	160	12	8329N	
Cummins 855 (NHC, NTC)	1989-82	30SI Delco, 90 Amp, w/o Transformer	DR	90	12	7262N	
Cummins 855 (NHC, NTC)		30SI Delco, 90 Amp, w/Transformer	DR	90	12	7256N	
Cummins 855 (NHC, NTC)		Delco 25SI, 75 Amp	DR	75	12	7255N	8066N
Cummins 855 (NHC, NTC)		Ford (Blue Back) Alternator 75 Amp, ER/EF	FO	90	12	7712N	
Cummins 855 (NHC, NTC)		Ford (Blue Back) Alternator 90 Amp, ER/EF	FO	90	12	7712N	
Cummins 855 (NHC, NTC)		Ford 40-60 Amp, ER/EF	FO	65	12	7078N	
Cummins 855 (NHC, NTC)		Ford Oversize Unit - 65 Amp, ER/EF	FO	90	12	7069	
Cummins 855 (NHC, NTC)		Ford Oversize Unit - 90 Amp, ER/EF	FO	90	12	7069	
Cummins KT-1150	1984-82	30SI Delco, 90 Amp, w/o Transformer	DR	90	12	7262N	
Cummins KT-1150		Bosch Repl. Unit, 160 Amp, 3 Mounting Ears	BO	160	12	12490N	12715N
Cummins KT-1150		Bosch Repl. Unit, 200 Amp, 3 Mounting Ears	BO	200	12	12715N	
Cummins KT-1150		Delco 25SI, 75 Amp	DR	75	12	7255N	8066N
Cummins KT-1150		Ford (Blue Back) Alternator 75 Amp, ER/EF	FO	90	12	7712N	
Cummins KT-1150		Ford (Blue Back) Alternator 90 Amp, ER/EF	FO	90	12	7712N	
Cummins KT-1150		Ford 40-60 Amp, ER/EF	FO	65	12	7078N	
Cummins KT-1150		Ford Oversize Unit - 65 Amp, ER/EF	FO	90	12	7069	
Cummins KT-1150		Ford Oversize Unit - 90 Amp, ER/EF	FO	90	12	7069	
Cummins KT-1150		Leece Neville (J-180 Mtg.) IR/EF, 105 Amp, B+ 5/16	LN	130	12	7612N	7613N
Cummins KT-1150		Leece Neville (J-180 Mtg.) IR/EF, 130 Amp, B+ 5/16	LN	130	12	7612N	7613N
Cummins KT-1150		Leece Neville (J-180 Mtg.) IR/EF, 90 Amp, B+ 5/16	LN	130	12	7612N	7613N
Cummins KT-1150		Leece Neville LC Series, 160 Amp, stator activated, 239 mm Rotor OAL	LN	160	12	7613N-LC	
Cummins KT-1150		Leece Neville, IR/EF, 160 Amp, trio activated, (235mm rotor OAL)	LN	160	12	7613N	7613N-LC
Cummins KT-1150		Motorola, Dual Mtg., Int. Reg.	LN	160	12	8329N	
Cummins KT-1150	1983-82	30SI Delco, 90 Amp, w/Transformer	DR	90	12	7256N	
Cummins L-10	1999-95	21SI Delco, 12V / 100 Amp, longer SRE bearing	DR	130	12	8027N	7644N
Cummins L-10		Delco 21SI 115 Amp, 2V pulley, longer SRE bearing	DR	130	12	8027N	7644N
Cummins L-10		Delco 21SI 130 Amp, longer SRE rotor bearing	DR	130	12	8027N	7644N
Cummins L-10		Delco 21SI 145 Amp, longer SRE bearing	DR	145-160	12	7644N	8076N
Cummins L-10		Delco 22SI 130 Amp	DR	130	12	8073N	8076N
Cummins L-10		Delco 22SI, 145 Amp	DR	145	12	8076N	7644N
Cummins L-10		Delco 25SI, 85 Amp	DR	85	12	8066N	
Cummins L-10		Delco 34SI, Quad Mt., 135 Amp	DR	135	12	8092N	8613N
Cummins L-10		DR 26SI, 85 Amp	DR	85	12	8066N	
Cummins L-10		DR 30SI, 105 Amp, w/R Pin, w/o Transformer	DR	105	12	7940N	
Cummins L-10		DR 33SI, J-180 Mt., #10 R Term., 135 Amp, Std.	DR	135	12	8083N	8612N
Cummins L-10		DR 33SI, J-180Mt., #10 R Term., 110 Amp, Std.	DR	110	12	8081N	8612N

ALTERNATORS

ALTERNATORS AND GENERATORS

ENGINE	YEAR	APPLICATION	Mfg	Amp	Volt	PART NO.	OPT. NO.
Ford (Cont'd)							
L6000 (Cont'd)							
Cummins L-10	1999-95	DR 34SI Quad Mt., 110 Amp	DR	135	12	8092N	8613N
Cummins L-10		DR 35SI Quad Mt., Repl.34SI, #10 R Term, 110 Amp	DR	140	12	8608N	8613N
Cummins L-10		DR 35SI, J-180 Mt., (33SI Upgrade) 110 Amp, Std.	DR	140	12	8607N	8612N
Cummins L-10		DR 35SI, J-180 Mtg, 135 Amp, Repl. 33SI, Std.	DR	140	12	8607N	8612N
Cummins L-10		DR 35SI, Quad Mt., Repl.34SI, 135 Amp	DR	140	12	8608N	8613N
Cummins L-10		Leece Neville (Dual Mtg.) IR/EF, 145 Amp, longer SRE bearing .	LN	160	12	7613N	7613N-LC
Cummins L-10		Motorola, Dual Mtg., Int. Reg.	LN	160	12	8329N	
Cummins L-10		Opt. Serv. Repl., DR 24SI, J180 Mt., 160 Amp	DR	160	12	8718N	
Cummins L-10	1999-90	21SI Delco, 12V / 100 Amp, Std. SRE bearing	DR	130	12	8027N	7644N
Cummins L-10		Delco 21SI 115 Amp, 2V pulley, Std. SRE bearing	DR	130	12	8027N	7644N
Cummins L-10		Delco 21SI 115 Amp, 8S pulley, Std. SRE bearing	DR	130	12	8027N	7644N
Cummins L-10		Delco 21SI 130 Amp, longer SRE rotor bearing, w/l Term.	DR	130	12	8027N	7644N
Cummins L-10		Delco 21SI 145 Amp, Std. SRE bearing	DR	145-160	12	7644N	8076N
Cummins L-10		Delco 21SI, 65 Amp	DR	130	12	8027N	7644N
Cummins L-10	1999-82	Bosch Repl. Unit, 160 Amp, 3 Mounting Ears	BO	160	12	12490N	12715N
Cummins L-10		Bosch Repl. Unit, 200 Amp, 3 Mounting Ears	BO	200	12	12715N	
Cummins L-10		Leece Neville (J-180 Mtg.) IR/EF, 105 Amp, B+ 5/16	LN	130	12	7612N	7613N
Cummins L-10		Leece Neville (J-180 Mtg.) IR/EF, 130 Amp, B+ 5/16	LN	130	12	7612N	7613N
Cummins L-10		Leece Neville (J-180 Mtg.) IR/EF, 90 Amp, B+ 5/16	LN	130	12	7612N	7613N
Cummins L-10		Leece Neville LC Series, 160 Amp, stator activated, 239 mm Rotor OAL	LN	160	12	7613N-LC	
Cummins L-10		Leece Neville, IR/EF, 160 Amp, trio activated, (235mm rotor OAL)	LN	160	12	7613N	7613N-LC
Cummins L-10		Motorola, Dual Mtg., Int. Reg.	LN	160	12	8329N	
Cummins L-10	1989-82	30SI Delco, 90 Amp, w/o Transformer	DR	90	12	7262N	
Cummins L-10		30SI Delco, 90 Amp, w/Transformer	DR	90	12	7256N	
Cummins L-10		Delco 25SI, 75 Amp	DR	75	12	7255N	8066N
Cummins L-10		Ford (Blue Back) Alternator 75 Amp, ER/EF	FO	90	12	7712N	
Cummins L-10		Ford (Blue Back) Alternator 90 Amp, ER/EF	FO	90	12	7712N	
Cummins L-10		Ford 40-60 Amp, ER/EF	FO	65	12	7078N	
Cummins L-10		Ford Oversize Unit - 65 Amp, ER/EF	FO	90	12	7069	
Cummins L-10		Ford Oversize Unit - 90 Amp, ER/EF	FO	90	12	7069	
Cummins M11	1999-95	21SI Delco, 12V / 100 Amp, longer SRE bearing	DR	130	12	8027N	7644N
Cummins M11		Delco 21SI 115 Amp, 2V pulley, longer SRE bearing	DR	130	12	8027N	7644N
Cummins M11		Delco 21SI 130 Amp, longer SRE rotor bearing	DR	130	12	8027N	7644N
Cummins M11		Delco 21SI 145 Amp, longer SRE bearing	DR	145-160	12	7644N	8076N
Cummins M11		Delco 22SI 130 Amp	DR	130	12	8073N	8076N
Cummins M11		Delco 22SI, 145 Amp	DR	145	12	8076N	7644N
Cummins M11		Delco 25SI, 85 Amp	DR	85	12	8066N	
Cummins M11		Delco 34SI, Quad Mt., 135 Amp	DR	135	12	8092N	8613N
Cummins M11		DR 26SI, 85 Amp	DR	85	12	8066N	
Cummins M11		DR 30SI, 105 Amp, w/R Pin, w/o Transformer	DR	105	12	7940N	
Cummins M11		DR 33SI, J-180 Mt., #10 R Term., 135 Amp, Std.	DR	135	12	8083N	8612N
Cummins M11		DR 33SI, J-180Mt., #10 R Term, 110 Amp, Std.	DR	110	12	8081N	8612N
Cummins M11		DR 34SI Quad Mt., 110 Amp	DR	135	12	8092N	8613N
Cummins M11		DR 35SI Quad Mt., Repl.34SI, #10 R Term, 110 Amp	DR	140	12	8608N	8613N
Cummins M11		DR 35SI, J-180 Mt., (33SI Upgrade) 110 Amp, Std.	DR	140	12	8607N	8612N
Cummins M11		DR 35SI, J-180 Mtg, 135 Amp, Repl. 33SI, Std.	DR	140	12	8607N	8612N
Cummins M11		DR 35SI, Quad Mt., Repl.34SI, 135 Amp	DR	140	12	8608N	8613N
Cummins M11		Leece Neville (Dual Mtg.) IR/EF, 145 Amp, longer SRE bearing .	LN	160	12	7613N	7613N-LC
Cummins M11		Motorola, Dual Mtg., Int. Reg.	LN	160	12	8329N	
Cummins M11		Opt. Serv. Repl., DR 24SI, J180 Mt., 160 Amp	DR	160	12	8718N	
Cummins M11	1999-90	21SI Delco, 12V / 100 Amp, Std. SRE bearing	DR	130	12	8027N	7644N
Cummins M11		Bosch Repl. Unit, 160 Amp, 3 Mounting Ears	BO	160	12	12490N	12715N
Cummins M11		Bosch Repl. Unit, 200 Amp, 3 Mounting Ears	BO	200	12	12715N	
Cummins M11		Delco 21SI 115 Amp, 2V pulley, Std. SRE bearing	DR	130	12	8027N	7644N
Cummins M11		Delco 21SI 115 Amp, 8S pulley, Std. SRE bearing	DR	130	12	8027N	7644N
Cummins M11		Delco 21SI 130 Amp, longer SRE rotor bearing, w/l Term.	DR	130	12	8027N	7644N
Cummins M11		Delco 21SI 145 Amp, Std. SRE bearing	DR	145-160	12	7644N	8076N
Cummins M11		Delco 21SI, 65 Amp	DR	130	12	8027N	7644N
Cummins M11		Leece Neville (J-180 Mtg.) IR/EF, 105 Amp, B+ 5/16	LN	130	12	7612N	7613N
Cummins M11		Leece Neville (J-180 Mtg.) IR/EF, 130 Amp, B+ 5/16	LN	130	12	7612N	7613N
Cummins M11		Leece Neville (J-180 Mtg.) IR/EF, 90 Amp, B+ 5/16	LN	130	12	7612N	7613N
Cummins M11		Leece Neville LC Series, 160 Amp, stator activated, 239 mm Rotor OAL	LN	160	12	7613N-LC	

ALTERNATORS

ALTERNATORS AND GENERATORS

ENGINE	YEAR	APPLICATION	Mfg	Amp	Volt	PART NO.	OPT. NO.
Ford (Cont'd)							
L6000 (Cont'd)							
Cummins M11	1999-90	Leece Neville, IR/EF, 160 Amp, trio activated, (235mm rotor OAL)	LN	160	12	7613N	7613N-LC
Cummins M11		Motorola, Dual Mtg., Int. Reg.	LN	160	12	8329N	
Cummins N14	1999-95	21SI Delco, 12V / 100 Amp, longer SRE bearing	DR	130	12	8027N	7644N
Cummins N14		Delco 21SI 115 Amp, 2V pulley, longer SRE bearing	DR	130	12	8027N	7644N
Cummins N14		Delco 21SI 130 Amp, longer SRE rotor bearing	DR	130	12	8027N	7644N
Cummins N14		Delco 21SI 145 Amp, longer SRE bearing	DR	145-160	12	7644N	8076N
Cummins N14		Delco 22SI 130 Amp	DR	130	12	8073N	8076N
Cummins N14		Delco 22SI, 145 Amp	DR	145	12	8076N	7644N
Cummins N14		Delco 25SI, 85 Amp	DR	85	12	8066N	
Cummins N14		Delco 34SI, Quad Mt., 135 Amp	DR	135	12	8092N	8613N
Cummins N14		DR 26SI, 85 Amp	DR	85	12	8066N	
Cummins N14		DR 30SI, 105 Amp, w/R Pin, w/o Transformer	DR	105	12	7940N	
Cummins N14		DR 33SI, J-180 Mt., #10 R Term., 135 Amp, Std.	DR	135	12	8083N	8612N
Cummins N14		DR 33SI, J-180Mt., #10 R Term, 110 Amp, Std.	DR	110	12	8081N	8612N
Cummins N14		DR 34SI Quad Mt., 110 Amp	DR	135	12	8092N	8613N
Cummins N14		DR 35SI Quad Mt., Repl.34SI, #10 R Term, 110 Amp	DR	140	12	8608N	8613N
Cummins N14		DR 35SI, J-180 Mt., (33SI Upgrade) 110 Amp, Std.	DR	140	12	8607N	8612N
Cummins N14		DR 35SI, J-180 Mtg, 135 Amp, Repl. 33SI, Std.	DR	140	12	8607N	8612N
Cummins N14		DR 35SI, Quad Mt., Repl.34SI, 135 Amp	DR	140	12	8608N	8613N
Cummins N14		Leece Neville (Dual Mtg.) IR/EF, 145 Amp, longer SRE bearing .	LN	160	12	7613N	7613N-LC
Cummins N14		Motorola, Dual Mtg., Int. Reg.	LN	160	12	8329N	
Cummins N14		Opt. Serv. Repl., DR 24SI, J180 Mt., 160 Amp	DR	160	12	8718N	
Cummins N14	1999-90	21SI Delco, 12V / 100 Amp, Std. SRE bearing	DR	130	12	8027N	7644N
Cummins N14		Bosch Repl. Unit, 160 Amp, 3 Mounting Ears	BO	160	12	12490N	12715N
Cummins N14		Bosch Repl. Unit, 200 Amp, 3 Mounting Ears	BO	200	12	12715N	
Cummins N14		Delco 21SI 115 Amp, 2V pulley, Std. SRE bearing	DR	130	12	8027N	7644N
Cummins N14		Delco 21SI 115 Amp, 8S pulley, Std. SRE bearing	DR	130	12	8027N	7644N
Cummins N14		Delco 21SI 130 Amp, longer SRE rotor bearing, w/l Term.	DR	130	12	8027N	7644N
Cummins N14		Delco 21SI 145 Amp, Std. SRE bearing	DR	145-160	12	7644N	8076N
Cummins N14		Delco 21SI, 65 Amp	DR	130	12	8027N	7644N
Cummins N14		Leece Neville (J-180 Mtg.) IR/EF, 105 Amp, B+ 5/16	LN	130	12	7612N	7613N
Cummins N14		Leece Neville (J-180 Mtg.) IR/EF, 130 Amp, B+ 5/16	LN	130	12	7612N	7613N
Cummins N14		Leece Neville (J-180 Mtg.) IR/EF, 90 Amp, B+ 5/16	LN	130	12	7612N	7613N
Cummins N14		Leece Neville LC Series, 160 Amp, stator activated, 239 mm Rotor OAL	LN	160	12	7613N-LC	
Cummins N14		Leece Neville, IR/EF, 160 Amp, trio activated, (235mm rotor OAL)	LN	160	12	7613N	7613N-LC
Cummins N14		Motorola, Dual Mtg., Int. Reg.	LN	160	12	8329N	
DD 60 Series	1999-95	21SI Delco, 12V / 100 Amp, longer SRE bearing	DR	130	12	8027N	7644N
DD 60 Series		Delco 21SI 115 Amp, 2V pulley, longer SRE bearing	DR	130	12	8027N	7644N
DD 60 Series		Delco 21SI 130 Amp, longer SRE rotor bearing	DR	130	12	8027N	7644N
DD 60 Series		Delco 21SI 145 Amp, longer SRE bearing	DR	145-160	12	7644N	8076N
DD 60 Series		Delco 22SI 130 Amp	DR	130	12	8073N	8076N
DD 60 Series		Delco 22SI, 145 Amp	DR	145	12	8076N	7644N
DD 60 Series		Delco 25SI, 85 Amp	DR	85	12	8066N	
DD 60 Series		Delco 34SI, Quad Mt., 135 Amp	DR	135	12	8092N	8613N
DD 60 Series		DR 26SI, 85 Amp	DR	85	12	8066N	
DD 60 Series		DR 30SI, 105 Amp, w/R Pin, w/o Transformer	DR	105	12	7940N	
DD 60 Series		DR 33SI, J-180 Mt., #10 R Term., 135 Amp, Std.	DR	135	12	8083N	8612N
DD 60 Series		DR 33SI, J-180Mt., #10 R Term, 110 Amp, Std.	DR	110	12	8081N	8612N
DD 60 Series		DR 34SI Quad Mt., 110 Amp	DR	135	12	8092N	8613N
DD 60 Series		DR 35SI Quad Mt., Repl.34SI, #10 R Term, 110 Amp	DR	140	12	8608N	8613N
DD 60 Series		DR 35SI, J-180 Mt., (33SI Upgrade) 110 Amp, Std.	DR	140	12	8607N	8612N
DD 60 Series		DR 35SI, J-180 Mtg, 135 Amp, Repl. 33SI, Std.	DR	140	12	8607N	8612N
DD 60 Series		DR 35SI, Quad Mt., Repl.34SI, 135 Amp	DR	140	12	8608N	8613N
DD 60 Series		Leece Neville (Dual Mtg.) IR/EF, 145 Amp, longer SRE bearing .	LN	160	12	7613N	7613N-LC
DD 60 Series		Motorola, Dual Mtg., Int. Reg.	LN	160	12	8329N	
DD 60 Series		Opt. Serv. Repl., DR 24SI, J180 Mt., 160 Amp	DR	160	12	8718N	
DD 60 Series	1999-90	21SI Delco, 12V / 100 Amp, Std. SRE bearing	DR	130	12	8027N	7644N
DD 60 Series		Bosch Repl. Unit, 160 Amp, 3 Mounting Ears	BO	160	12	12490N	12715N
DD 60 Series		Bosch Repl. Unit, 200 Amp, 3 Mounting Ears	BO	200	12	12715N	
DD 60 Series		Delco 21SI 115 Amp, 2V pulley, Std. SRE bearing	DR	130	12	8027N	7644N
DD 60 Series		Delco 21SI 115 Amp, 8S pulley, Std. SRE bearing	DR	130	12	8027N	7644N
DD 60 Series		Delco 21SI 130 Amp, longer SRE rotor bearing, w/l Term.	DR	130	12	8027N	7644N
DD 60 Series		Delco 21SI 145 Amp, Std. SRE bearing	DR	145-160	12	7644N	8076N

ALTERNATORS

ALTERNATORS AND GENERATORS

ENGINE	YEAR	APPLICATION	Mfg	Amp	Volt	PART NO.	OPT. NO.
Ford (Cont'd)							
L6000 (Cont'd)							
DD 60 Series	1999-90	Delco 21SI, 65 Amp	DR	130	12	8027N	7644N
DD 60 Series		Leece Neville (J-180 Mtg.) IR/EF, 105 Amp, B+ 5/16	LN	130	12	7612N	7613N
DD 60 Series		Leece Neville (J-180 Mtg.) IR/EF, 130 Amp, B+ 5/16	LN	130	12	7612N	7613N
DD 60 Series		Leece Neville (J-180 Mtg.) IR/EF, 90 Amp, B+ 5/16	LN	130	12	7612N	7613N
DD 60 Series		Leece Neville LC Series, 160 Amp, stator activated, 239 mm Rotor OAL	LN	160	12	7613N-LC	
DD 60 Series		Leece Neville, IR/EF, 160 Amp, trio activated, (235mm rotor OAL)	LN	160	12	7613N	7613N-LC
DD 60 Series		Motorola, Dual Mtg., Int. Reg.	LN	160	12	8329N	
DD 6V-71	1988-82	30SI Delco, 90 Amp, w/o Transformer	DR	90	12	7262N	
DD 6V-71		30SI Delco, 90 Amp, w/Transformer	DR	90	12	7256N	
DD 6V-71		Bosch Repl. Unit, 160 Amp, 3 Mounting Ears	BO	160	12	12490N	12715N
DD 6V-71		Bosch Repl. Unit, 200 Amp, 3 Mounting Ears	BO	200	12	12715N	
DD 6V-71		Delco 25SI, 75 Amp	DR	75	12	7255N	8066N
DD 6V-71		Ford (Blue Back) Alternator 75 Amp, ER/EF	FO	90	12	7712N	
DD 6V-71		Ford (Blue Back) Alternator 90 Amp, ER/EF	FO	90	12	7712N	
DD 6V-71		Ford 40-60 Amp, ER/EF	FO	65	12	7078N	
DD 6V-71		Ford Oversize Unit - 65 Amp, ER/EF	FO	90	12	7069	
DD 6V-71		Ford Oversize Unit - 90 Amp, ER/EF	FO	90	12	7069	
DD 6V-71		Leece Neville (J-180 Mtg.) IR/EF, 105 Amp, B+ 5/16	LN	130	12	7612N	7613N
DD 6V-71		Leece Neville (J-180 Mtg.) IR/EF, 130 Amp, B+ 5/16	LN	130	12	7612N	7613N
DD 6V-71		Leece Neville (J-180 Mtg.) IR/EF, 90 Amp, B+ 5/16	LN	130	12	7612N	7613N
DD 6V-71		Leece Neville, IR/EF, 160 Amp, trio activated, (235mm rotor OAL)	LN	160	12	7613N	7613N-LC
DD 6V-71		Motorola, Dual Mtg., Int. Reg.	LN	160	12	8329N	
DD 6V-71	1987-82	Leece Neville LC Series, 160 Amp, stator activated, 239 mm Rotor OAL	LN	160	12	7613N-LC	
DD 6V-92	1991-90	21SI Delco, 12V / 100 Amp, Std. SRE bearing	DR	130	12	8027N	7644N
DD 6V-92		Delco 21SI 115 Amp, 2V pulley, Std. SRE bearing	DR	130	12	8027N	7644N
DD 6V-92		Delco 21SI 115 Amp, 8S pulley, Std. SRE bearing	DR	130	12	8027N	7644N
DD 6V-92		Delco 21SI 130 Amp, longer SRE rotor bearing, w/l Term.	DR	130	12	8027N	7644N
DD 6V-92		Delco 21SI 145 Amp, Std. SRE bearing	DR	145-160	12	7644N	8076N
DD 6V-92		Delco 21SI, 65 Amp	DR	130	12	8027N	7644N
DD 6V-92	1991-82	Bosch Repl. Unit, 160 Amp, 3 Mounting Ears	BO	160	12	12490N	12715N
DD 6V-92		Bosch Repl. Unit, 200 Amp, 3 Mounting Ears	BO	200	12	12715N	
DD 6V-92		Leece Neville (J-180 Mtg.) IR/EF, 105 Amp, B+ 5/16	LN	130	12	7612N	7613N
DD 6V-92		Leece Neville (J-180 Mtg.) IR/EF, 130 Amp, B+ 5/16	LN	130	12	7612N	7613N
DD 6V-92		Leece Neville (J-180 Mtg.) IR/EF, 90 Amp, B+ 5/16	LN	130	12	7612N	7613N
DD 6V-92		Leece Neville LC Series, 160 Amp, stator activated, 239 mm Rotor OAL	LN	160	12	7613N-LC	
DD 6V-92		Leece Neville, IR/EF, 160 Amp, trio activated, (235mm rotor OAL)	LN	160	12	7613N	7613N-LC
DD 6V-92		Motorola, Dual Mtg., Int. Reg.	LN	160	12	8329N	
DD 6V-92	1989-82	30SI Delco, 90 Amp, w/o Transformer	DR	90	12	7262N	
DD 6V-92		30SI Delco, 90 Amp, w/Transformer	DR	90	12	7256N	
DD 6V-92		Ford (Blue Back) Alternator 75 Amp, ER/EF	FO	90	12	7712N	
DD 6V-92		Ford (Blue Back) Alternator 90 Amp, ER/EF	FO	90	12	7712N	
DD 6V-92		Ford 40-60 Amp, ER/EF	FO	65	12	7078N	
DD 6V-92		Ford Oversize Unit - 65 Amp, ER/EF	FO	90	12	7069	
DD 6V-92		Ford Oversize Unit - 90 Amp, ER/EF	FO	90	12	7069	
DD 6V-92	1988-82	Delco 25SI, 75 Amp	DR	75	12	7255N	8066N
DD 8V-71	1990-82	30SI Delco, 90 Amp, w/o Transformer	DR	90	12	7262N	
DD 8V-71		30SI Delco, 90 Amp, w/Transformer	DR	90	12	7256N	
DD 8V-71		Bosch Repl. Unit, 160 Amp, 3 Mounting Ears	BO	160	12	12490N	12715N
DD 8V-71		Bosch Repl. Unit, 200 Amp, 3 Mounting Ears	BO	200	12	12715N	
DD 8V-71		Delco 25SI, 75 Amp	DR	75	12	7255N	8066N
DD 8V-71		Ford (Blue Back) Alternator 75 Amp, ER/EF	FO	90	12	7712N	
DD 8V-71		Ford (Blue Back) Alternator 90 Amp, ER/EF	FO	90	12	7712N	
DD 8V-71		Ford 40-60 Amp, ER/EF	FO	65	12	7078N	
DD 8V-71		Ford Oversize Unit - 65 Amp, ER/EF	FO	90	12	7069	
DD 8V-71		Ford Oversize Unit - 90 Amp, ER/EF	FO	90	12	7069	
DD 8V-71		Leece Neville (J-180 Mtg.) IR/EF, 105 Amp, B+ 5/16	LN	130	12	7612N	7613N
DD 8V-71		Leece Neville (J-180 Mtg.) IR/EF, 130 Amp, B+ 5/16	LN	130	12	7612N	7613N
DD 8V-71		Leece Neville (J-180 Mtg.) IR/EF, 90 Amp, B+ 5/16	LN	130	12	7612N	7613N
DD 8V-71		Leece Neville LC Series, 160 Amp, stator activated, 239 mm Rotor OAL	LN	160	12	7613N-LC	

ALTERNATORS

ALTERNATORS AND GENERATORS

ENGINE	YEAR	APPLICATION	Mfg	Amp	Volt	PART NO.	OPT. NO.
Ford (Cont'd)							
L6000 (Cont'd)							
DD 8V-71	1990-82	Leece Neville, IR/EF, 160 Amp, trio activated, (235mm rotor OAL)	LN	160	12	7613N	7613N-LC
DD 8V-71		Motorola, Dual Mtg., Int. Reg.	LN	160	12	8329N	
DD 8V-92	1988-82	30SI Delco, 90 Amp, w/o Transformer	DR	90	12	7262N	
DD 8V-92		30SI Delco, 90 Amp, w/Transformer	DR	90	12	7256N	
DD 8V-92		Bosch Repl. Unit, 160 Amp, 3 Mounting Ears	BO	160	12	12490N	12715N
DD 8V-92		Bosch Repl. Unit, 200 Amp, 3 Mounting Ears	BO	200	12	12715N	
DD 8V-92		Delco 25SI, 75 Amp	DR	75	12	7255N	8066N
DD 8V-92		Ford (Blue Back) Alternator 75 Amp, ER/EF	FO	90	12	7712N	
DD 8V-92		Ford (Blue Back) Alternator 90 Amp, ER/EF	FO	90	12	7712N	
DD 8V-92		Ford 40-60 Amp, ER/EF	FO	65	12	7078N	
DD 8V-92		Ford Oversize Unit - 65 Amp, ER/EF	FO	90	12	7069	
DD 8V-92		Ford Oversize Unit - 90 Amp, ER/EF	FO	90	12	7069	
DD 8V-92		Leece Neville (J-180 Mtg.) IR/EF, 105 Amp, B+ 5/16	LN	130	12	7612N	7613N
DD 8V-92		Leece Neville (J-180 Mtg.) IR/EF, 130 Amp, B+ 5/16	LN	130	12	7612N	7613N
DD 8V-92		Leece Neville (J-180 Mtg.) IR/EF, 90 Amp, B+ 5/16	LN	130	12	7612N	7613N
DD 8V-92		Leece Neville LC Series, 160 Amp, stator activated, 239 mm Rotor OAL	LN	160	12	7613N-LC	
DD 8V-92		Leece Neville, IR/EF, 160 Amp, trio activated, (235mm rotor OAL)	LN	160	12	7613N	7613N-LC
DD 8V-92		Motorola, Dual Mtg., Int. Reg.	LN	160	12	8329N	
Ford 6.6L (401) L6 Diesel	1995-90	21SI Delco, 12V / 100 Amp, Std. SRE bearing	DR	130	12	8027N	7644N
Ford 6.6L (401) L6 Diesel		Delco 21SI 115 Amp, 2V pulley, Std. SRE bearing	DR	130	12	8027N	7644N
Ford 6.6L (401) L6 Diesel		Delco 21SI 115 Amp, 8S pulley, Std. SRE bearing	DR	130	12	8027N	7644N
Ford 6.6L (401) L6 Diesel		Delco 21SI 130 Amp, longer SRE rotor bearing, w/ Term.	DR	130	12	8027N	7644N
Ford 6.6L (401) L6 Diesel		Delco 21SI 145 Amp, Std. SRE bearing	DR	145-160	12	7644N	8076N
Ford 6.6L (401) L6 Diesel		Delco 21SI, 65 Amp	DR	130	12	8027N	7644N
Ford 6.6L (401) L6 Diesel		Ford 3G (Larger Frt. Brg.) str. mount, 95 Amp, 8S pulley	FO	95	12	7785N	
Ford 6.6L (401) L6 Diesel		Ford 3G (Std.) 95 Amp, str. mount, w/o pulley	FO	95	12	7749-3N-0G	
Ford 6.6L (401) L6 Diesel		Ford 3G (Std.) 95 Amp, str. mount, 2V pulley	FO	95	12	7749-3N-2G	
Ford 6.6L (401) L6 Diesel	1995-82	Bosch Repl. Unit, 160 Amp, 3 Mounting Ears	BO	160	12	12490N	12715N
Ford 6.6L (401) L6 Diesel		Bosch Repl. Unit, 200 Amp, 3 Mounting Ears	BO	200	12	12715N	
Ford 6.6L (401) L6 Diesel		Leece Neville (J-180 Mtg.) IR/EF, 105 Amp, B+ 5/16	LN	130	12	7612N	7613N
Ford 6.6L (401) L6 Diesel		Leece Neville (J-180 Mtg.) IR/EF, 130 Amp, B+ 5/16	LN	130	12	7612N	7613N
Ford 6.6L (401) L6 Diesel		Leece Neville (J-180 Mtg.) IR/EF, 90 Amp, B+ 5/16	LN	130	12	7612N	7613N
Ford 6.6L (401) L6 Diesel		Leece Neville LC Series, 160 Amp, stator activated, 239 mm Rotor OAL	LN	160	12	7613N-LC	
Ford 6.6L (401) L6 Diesel		Leece Neville, IR/EF, 160 Amp, trio activated, (235mm rotor OAL)	LN	160	12	7613N	7613N-LC
Ford 6.6L (401) L6 Diesel		Motorola, Dual Mtg., Int. Reg.	LN	160	12	8329N	
Ford 6.6L (401) L6 Diesel	1989-82	30SI Delco, 90 Amp, w/o Transformer	DR	90	12	7262N	
Ford 6.6L (401) L6 Diesel		30SI Delco, 90 Amp, w/Transformer	DR	90	12	7256N	
Ford 6.6L (401) L6 Diesel		Delco 25SI, 75 Amp	DR	75	12	7255N	8066N
Ford 6.6L (401) L6 Diesel		Ford (Blue Back) Alternator 75 Amp, ER/EF	FO	90	12	7712N	
Ford 6.6L (401) L6 Diesel		Ford (Blue Back) Alternator 90 Amp, ER/EF	FO	90	12	7712N	
Ford 6.6L (401) L6 Diesel		Ford 40-60 Amp, ER/EF	FO	65	12	7078N	
Ford 6.6L (401) L6 Diesel		Ford Oversize Unit - 65 Amp, ER/EF	FO	90	12	7069	
Ford 6.6L (401) L6 Diesel		Ford Oversize Unit - 90 Amp, ER/EF	FO	90	12	7069	
Ford 7.8L (476) L6 Diesel	1995-90	21SI Delco, 12V / 100 Amp, Std. SRE bearing	DR	130	12	8027N	7644N
Ford 7.8L (476) L6 Diesel		Delco 21SI 115 Amp, 2V pulley, Std. SRE bearing	DR	130	12	8027N	7644N
Ford 7.8L (476) L6 Diesel		Delco 21SI 115 Amp, 8S pulley, Std. SRE bearing	DR	130	12	8027N	7644N
Ford 7.8L (476) L6 Diesel		Delco 21SI 130 Amp, longer SRE rotor bearing, w/ Term.	DR	130	12	8027N	7644N
Ford 7.8L (476) L6 Diesel		Delco 21SI 145 Amp, Std. SRE bearing	DR	145-160	12	7644N	8076N
Ford 7.8L (476) L6 Diesel		Delco 21SI, 65 Amp	DR	130	12	8027N	7644N
Ford 7.8L (476) L6 Diesel		Ford 3G (Larger Frt. Brg.) str. mount, 95 Amp, 8S pulley	FO	95	12	7785N	
Ford 7.8L (476) L6 Diesel		Ford 3G (Std.) 95 Amp, str. mount, w/o pulley	FO	95	12	7749-3N-0G	
Ford 7.8L (476) L6 Diesel		Ford 3G (Std.) 95 Amp, str. mount, 2V pulley	FO	95	12	7749-3N-2G	
Ford 7.8L (476) L6 Diesel	1995-82	Bosch Repl. Unit, 160 Amp, 3 Mounting Ears	BO	160	12	12490N	12715N
Ford 7.8L (476) L6 Diesel		Bosch Repl. Unit, 200 Amp, 3 Mounting Ears	BO	200	12	12715N	
Ford 7.8L (476) L6 Diesel		Leece Neville (J-180 Mtg.) IR/EF, 105 Amp, B+ 5/16	LN	130	12	7612N	7613N
Ford 7.8L (476) L6 Diesel		Leece Neville (J-180 Mtg.) IR/EF, 130 Amp, B+ 5/16	LN	130	12	7612N	7613N
Ford 7.8L (476) L6 Diesel		Leece Neville (J-180 Mtg.) IR/EF, 90 Amp, B+ 5/16	LN	130	12	7612N	7613N
Ford 7.8L (476) L6 Diesel		Leece Neville LC Series, 160 Amp, stator activated, 239 mm Rotor OAL	LN	160	12	7613N-LC	
Ford 7.8L (476) L6 Diesel		Leece Neville, IR/EF, 160 Amp, trio activated, (235mm rotor OAL)	LN	160	12	7613N	7613N-LC

ALTERNATORS

ALTERNATORS AND GENERATORS

ENGINE	YEAR	APPLICATION	Mfg	Amp	Volt	PART NO.	OPT. NO.
Ford (Cont'd)							
L6000 (Cont'd)							
Ford 7.8L (476) L6 Diesel	1995-82	Motorola, Dual Mtg., Int. Reg.	LN	160	12	8329N	
Ford 7.8L (476) L6 Diesel	1989-82	30SI Delco, 90 Amp, w/o Transformer	DR	90	12	7262N	
Ford 7.8L (476) L6 Diesel		30SI Delco, 90 Amp, w/Transformer	DR	90	12	7256N	
Ford 7.8L (476) L6 Diesel		Delco 25SI, 75 Amp	DR	75	12	7255N	8066N
Ford 7.8L (476) L6 Diesel		Ford (Blue Back) Alternator 75 Amp, ER/EF	FO	90	12	7712N	
Ford 7.8L (476) L6 Diesel		Ford (Blue Back) Alternator 90 Amp, ER/EF	FO	90	12	7712N	
Ford 7.8L (476) L6 Diesel		Ford 40-60 Amp, ER/EF	FO	65	12	7078N	
Ford 7.8L (476) L6 Diesel		Ford Oversize Unit - 65 Amp, ER/EF	FO	90	12	7069	
Ford 7.8L (476) L6 Diesel		Ford Oversize Unit - 90 Amp, ER/EF	FO	90	12	7069	
L7000							
Caterpillar 3126	1999-95	21SI Delco, 12V / 100 Amp, longer SRE bearing	DR	130	12	8027N	7644N
Caterpillar 3126		21SI Delco, 12V / 100 Amp, Std. SRE bearing	DR	130	12	8027N	7644N
Caterpillar 3126		Bosch Repl. Unit, 160 Amp, 3 Mounting Ears	BO	160	12	12490N	12715N
Caterpillar 3126		Bosch Repl. Unit, 200 Amp, 3 Mounting Ears	BO	200	12	12715N	
Caterpillar 3126		Delco 21SI 115 Amp, 2V pulley, longer SRE bearing	DR	130	12	8027N	7644N
Caterpillar 3126		Delco 21SI 115 Amp, 2V pulley, Std. SRE bearing	DR	130	12	8027N	7644N
Caterpillar 3126		Delco 21SI 115 Amp, 8S pulley, Std. SRE bearing	DR	130	12	8027N	7644N
Caterpillar 3126		Delco 21SI 130 Amp, longer SRE rotor bearing	DR	130	12	8027N	7644N
Caterpillar 3126		Delco 21SI 130 Amp, longer SRE rotor bearing, w/I Term.	DR	130	12	8027N	7644N
Caterpillar 3126		Delco 21SI 145 Amp, longer SRE bearing	DR	145-160	12	7644N	8076N
Caterpillar 3126		Delco 21SI 145 Amp, Std. SRE bearing	DR	145-160	12	7644N	8076N
Caterpillar 3126		Delco 21SI, 65 Amp	DR	130	12	8027N	7644N
Caterpillar 3126		Delco 22SI 130 Amp	DR	130	12	8073N	8076N
Caterpillar 3126		Delco 22SI, 145 Amp	DR	145	12	8076N	7644N
Caterpillar 3126		Delco 25SI, 85 Amp	DR	85	12	8066N	
Caterpillar 3126		Delco 34SI, Quad Mt., 135 Amp	DR	135	12	8092N	8613N
Caterpillar 3126		DR 26SI, 85 Amp	DR	85	12	8066N	
Caterpillar 3126		DR 30SI, 105 Amp, w/R Pin, w/o Transformer	DR	105	12	7940N	
Caterpillar 3126		DR 33SI, J-180 Mt., #10 R Term., 135 Amp, Std.	DR	135	12	8083N	8612N
Caterpillar 3126		DR 33SI, J-180Mt., #10 R Term, 110 Amp, Std.	DR	110	12	8081N	8612N
Caterpillar 3126		DR 34SI Quad Mt., 110 Amp	DR	135	12	8092N	8613N
Caterpillar 3126		DR 35SI Quad Mt., Repl.34SI, #10 R Term, 110 Amp	DR	140	12	8608N	8613N
Caterpillar 3126		DR 35SI, J-180 Mt., (33SI Upgrade) 110 Amp, Std.	DR	140	12	8607N	8612N
Caterpillar 3126		DR 35SI, J-180 Mtg, 135 Amp, Repl. 33SI, Std.	DR	140	12	8607N	8612N
Caterpillar 3126		DR 35SI, Quad Mt., Repl.34SI, 135 Amp	DR	140	12	8608N	8613N
Caterpillar 3126		Ford 3G (Larger Frt. Brg.) str. mount, 95 Amp, 8S pulley	FO	95	12	7785N	
Caterpillar 3126		Ford 3G (Std.) 95 Amp, str. mount, 2V pulley	FO	95	12	7749-3N-2G	
Caterpillar 3126		Ford 3G (Std.) 95 Amp, str. mount, w/o pulley	FO	95	12	7749-3N-0G	
Caterpillar 3126		Ford 3G, 115 Amp, 2V pulley, str. mount, 3:00 Plug Position	FO	115	12	7778-3N	
Caterpillar 3126		Ford 3G, 115 Amp, 2V, str. Mount, 11:00 Plug Position	FO	95	12	7749-11N	
Caterpillar 3126		Ford 3G, 115 Amp, w/o pulley, str. mount, 3:00 plug position	FO	115	12	7778-3N-0G	
Caterpillar 3126		Leece Neville (Dual Mtg.) IR/EF, 145 Amp, longer SRE bearing ..	LN	160	12	7613N	7613N-LC
Caterpillar 3126		Leece Neville (J-180 Mtg.) IR/EF, 105 Amp, B+ 5/16	LN	130	12	7612N	7613N
Caterpillar 3126		Leece Neville (J-180 Mtg.) IR/EF, 130 Amp, B+ 5/16	LN	130	12	7612N	7613N
Caterpillar 3126		Leece Neville (J-180 Mtg.) IR/EF, 90 Amp, B+ 5/16	LN	130	12	7612N	7613N
Caterpillar 3126		Leece Neville LC Series, 160 Amp, stator activated, 239 mm Rotor OAL	LN	160	12	7613N-LC	
Caterpillar 3126		Leece Neville, IR/EF, 160 Amp, trio activated, (235mm rotor OAL)	LN	160	12	7613N	7613N-LC
Caterpillar 3126		Motorola, Dual Mtg., Int. Reg.	LN	160	12	8329N	
Caterpillar 3126		Opt. Serv. Repl., DR 24SI, J180 Mt., 160 Amp	DR	160	12	8718N	
Caterpillar 3176		21SI Delco, 12V / 100 Amp, longer SRE bearing	DR	130	12	8027N	7644N
Caterpillar 3176		Delco 21SI 115 Amp, 2V pulley, longer SRE bearing	DR	130	12	8027N	7644N
Caterpillar 3176		Delco 21SI 130 Amp, longer SRE rotor bearing	DR	130	12	8027N	7644N
Caterpillar 3176		Delco 21SI 145 Amp, longer SRE bearing	DR	145-160	12	7644N	8076N
Caterpillar 3176		Delco 22SI 130 Amp	DR	130	12	8073N	8076N
Caterpillar 3176		Delco 22SI, 145 Amp	DR	145	12	8076N	7644N
Caterpillar 3176		Delco 25SI, 85 Amp	DR	85	12	8066N	
Caterpillar 3176		Delco 34SI, Quad Mt., 135 Amp	DR	135	12	8092N	8613N
Caterpillar 3176		DR 26SI, 85 Amp	DR	85	12	8066N	
Caterpillar 3176		DR 30SI, 105 Amp, w/R Pin, w/o Transformer	DR	105	12	7940N	
Caterpillar 3176		DR 33SI, J-180 Mt., #10 R Term., 135 Amp, Std.	DR	135	12	8083N	8612N
Caterpillar 3176		DR 33SI, J-180Mt., #10 R Term, 110 Amp, Std.	DR	110	12	8081N	8612N
Caterpillar 3176		DR 34SI Quad Mt., 110 Amp	DR	135	12	8092N	8613N
Caterpillar 3176		DR 35SI Quad Mt., Repl.34SI, #10 R Term, 110 Amp	DR	140	12	8608N	8613N

ALTERNATORS

ALTERNATORS AND GENERATORS

ENGINE	YEAR	APPLICATION	Mfg	Amp	Volt	PART NO.	OPT. NO.
Ford (Cont'd)							
L7000 (Cont'd)							
Caterpillar 3176	1999-95	DR 35SI, J-180 Mt., (33SI Upgrade) 110 Amp, Std.	DR	140	12	8607N	8612N
Caterpillar 3176		DR 35SI, J-180 Mtg, 135 Amp, Repl. 33SI, Std.	DR	140	12	8607N	8612N
Caterpillar 3176		DR 35SI, Quad Mt., Repl.34SI, 135 Amp	DR	140	12	8608N	8613N
Caterpillar 3176		Leece Neville (Dual Mtg.) IR/EF, 145 Amp, longer SRE bearing .	LN	160	12	7613N	7613N-LC
Caterpillar 3176		Motorola, Dual Mtg., Int. Reg.	LN	160	12	8329N	
Caterpillar 3176		Opt. Serv. Repl., DR 24SI, J180 Mt., 160 Amp	DR	160	12	8718N	
Caterpillar 3176	1999-90	21SI Delco, 12V / 100 Amp, Std. SRE bearing	DR	130	12	8027N	7644N
Caterpillar 3176		Bosch Repl. Unit, 160 Amp, 3 Mounting Ears	BO	160	12	12490N	12715N
Caterpillar 3176		Bosch Repl. Unit, 200 Amp, 3 Mounting Ears	BO	200	12	12715N	
Caterpillar 3176		Delco 21SI 115 Amp, 2V pulley, Std. SRE bearing	DR	130	12	8027N	7644N
Caterpillar 3176		Delco 21SI 115 Amp, 8S pulley, Std. SRE bearing	DR	130	12	8027N	7644N
Caterpillar 3176		Delco 21SI 130 Amp, longer SRE rotor bearing, w/ Term.	DR	130	12	8027N	7644N
Caterpillar 3176		Delco 21SI 145 Amp, Std. SRE bearing	DR	145-160	12	7644N	8076N
Caterpillar 3176		Delco 21SI, 65 Amp	DR	130	12	8027N	7644N
Caterpillar 3176		Leece Neville (J-180 Mtg.) IR/EF, 105 Amp, B+ 5/16	LN	130	12	7612N	7613N
Caterpillar 3176		Leece Neville (J-180 Mtg.) IR/EF, 130 Amp, B+ 5/16	LN	130	12	7612N	7613N
Caterpillar 3176		Leece Neville (J-180 Mtg.) IR/EF, 90 Amp, B+ 5/16	LN	130	12	7612N	7613N
Caterpillar 3176		Leece Neville LC Series, 160 Amp, stator activated, 239 mm Rotor OAL	LN	160	12	7613N-LC	
Caterpillar 3176		Leece Neville, IR/EF, 160 Amp, trio activated, (235mm rotor OAL)	LN	160	12	7613N	7613N-LC
Caterpillar 3176		Motorola, Dual Mtg., Int. Reg.	LN	160	12	8329N	
Caterpillar 3208	1999-95	21SI Delco, 12V / 100 Amp, longer SRE bearing	DR	130	12	8027N	7644N
Caterpillar 3208		Delco 21SI 115 Amp, 2V pulley, longer SRE bearing	DR	130	12	8027N	7644N
Caterpillar 3208		Delco 21SI 130 Amp, longer SRE rotor bearing	DR	130	12	8027N	7644N
Caterpillar 3208		Delco 21SI 145 Amp, longer SRE bearing	DR	145-160	12	7644N	8076N
Caterpillar 3208		Delco 22SI 130 Amp	DR	130	12	8073N	8076N
Caterpillar 3208		Delco 22SI, 145 Amp	DR	145	12	8076N	7644N
Caterpillar 3208		Delco 25SI, 85 Amp	DR	85	12	8066N	
Caterpillar 3208		Delco 34SI, Quad Mt., 135 Amp	DR	135	12	8092N	8613N
Caterpillar 3208		DR 26SI, 85 Amp	DR	85	12	8066N	
Caterpillar 3208		DR 30SI, 105 Amp, w/R Pin, w/o Transformer	DR	105	12	7940N	
Caterpillar 3208		DR 33SI, J-180 Mt., #10 R Term., 135 Amp, Std.	DR	135	12	8083N	8612N
Caterpillar 3208		DR 33SI, J-180Mt., #10 R Term, 110 Amp, Std.	DR	110	12	8081N	8612N
Caterpillar 3208		DR 34SI Quad Mt., 110 Amp	DR	135	12	8092N	8613N
Caterpillar 3208		DR 35SI Quad Mt., Repl.34SI, #10 R Term, 110 Amp	DR	140	12	8608N	8613N
Caterpillar 3208		DR 35SI, J-180 Mt., (33SI Upgrade) 110 Amp, Std.	DR	140	12	8607N	8612N
Caterpillar 3208		DR 35SI, J-180 Mtg, 135 Amp, Repl. 33SI, Std.	DR	140	12	8607N	8612N
Caterpillar 3208		DR 35SI, Quad Mt., Repl.34SI, 135 Amp	DR	140	12	8608N	8613N
Caterpillar 3208		Leece Neville (Dual Mtg.) IR/EF, 145 Amp, longer SRE bearing .	LN	160	12	7613N	7613N-LC
Caterpillar 3208		Motorola, Dual Mtg., Int. Reg.	LN	160	12	8329N	
Caterpillar 3208		Opt. Serv. Repl., DR 24SI, J180 Mt., 160 Amp	DR	160	12	8718N	
Caterpillar 3208	1999-90	21SI Delco, 12V / 100 Amp, Std. SRE bearing	DR	130	12	8027N	7644N
Caterpillar 3208		Delco 21SI 115 Amp, 2V pulley, Std. SRE bearing	DR	130	12	8027N	7644N
Caterpillar 3208		Delco 21SI 115 Amp, 8S pulley, Std. SRE bearing	DR	130	12	8027N	7644N
Caterpillar 3208		Delco 21SI 130 Amp, longer SRE rotor bearing, w/ Term.	DR	130	12	8027N	7644N
Caterpillar 3208		Delco 21SI 145 Amp, Std. SRE bearing	DR	145-160	12	7644N	8076N
Caterpillar 3208		Delco 21SI, 65 Amp	DR	130	12	8027N	7644N
Caterpillar 3208	1999-82	Bosch Repl. Unit, 160 Amp, 3 Mounting Ears	BO	160	12	12490N	12715N
Caterpillar 3208		Bosch Repl. Unit, 200 Amp, 3 Mounting Ears	BO	200	12	12715N	
Caterpillar 3208		Leece Neville (J-180 Mtg.) IR/EF, 105 Amp, B+ 5/16	LN	130	12	7612N	7613N
Caterpillar 3208		Leece Neville (J-180 Mtg.) IR/EF, 130 Amp, B+ 5/16	LN	130	12	7612N	7613N
Caterpillar 3208		Leece Neville (J-180 Mtg.) IR/EF, 90 Amp, B+ 5/16	LN	130	12	7612N	7613N
Caterpillar 3208		Leece Neville LC Series, 160 Amp, stator activated, 239 mm Rotor OAL	LN	160	12	7613N-LC	
Caterpillar 3208		Leece Neville, IR/EF, 160 Amp, trio activated, (235mm rotor OAL)	LN	160	12	7613N	7613N-LC
Caterpillar 3208		Motorola, Dual Mtg., Int. Reg.	LN	160	12	8329N	
Caterpillar 3208	1989-82	30SI Delco, 90 Amp, w/o Transformer	DR	90	12	7262N	
Caterpillar 3208		30SI Delco, 90 Amp, w/Transformer	DR	90	12	7256N	
Caterpillar 3208		Delco 25SI, 75 Amp	DR	75	12	7255N	8066N
Caterpillar 3208		Ford (Blue Back) Alternator 75 Amp, ER/EF	FO	90	12	7712N	
Caterpillar 3208		Ford (Blue Back) Alternator 90 Amp, ER/EF	FO	90	12	7712N	
Caterpillar 3208		Ford 40-60 Amp, ER/EF	FO	65	12	7078N	
Caterpillar 3208		Ford Oversize Unit - 65 Amp, ER/EF	FO	90	12	7069	
Caterpillar 3208		Ford Oversize Unit - 90 Amp, ER/EF	FO	90	12	7069	

ALTERNATORS AND GENERATORS

ENGINE	YEAR	APPLICATION	Mfg	Amp	Volt	PART NO.	OPT. NO.
Ford (Cont'd)							
L7000 (Cont'd)							
Caterpillar 3306	1999-95	21SI Delco, 12V / 100 Amp, longer SRE bearing	DR	130	12	8027N	7644N
Caterpillar 3306		Delco 21SI 115 Amp, 2V pulley, longer SRE bearing	DR	130	12	8027N	7644N
Caterpillar 3306		Delco 21SI 130 Amp, longer SRE rotor bearing	DR	130	12	8027N	7644N
Caterpillar 3306		Delco 21SI 145 Amp, longer SRE bearing	DR	145-160	12	7644N	8076N
Caterpillar 3306		Delco 22SI 130 Amp	DR	130	12	8073N	8076N
Caterpillar 3306		Delco 22SI, 145 Amp	DR	145	12	8076N	7644N
Caterpillar 3306		Delco 25SI, 85 Amp	DR	85	12	8066N	
Caterpillar 3306		Delco 34SI, Quad Mt., 135 Amp	DR	135	12	8092N	8613N
Caterpillar 3306		DR 26SI, 85 Amp	DR	85	12	8066N	
Caterpillar 3306		DR 30SI, 105 Amp, w/R Pin, w/o Transformer	DR	105	12	7940N	
Caterpillar 3306		DR 33SI, J-180 Mt., #10 R Term., 135 Amp, Std.	DR	135	12	8083N	8612N
Caterpillar 3306		DR 33SI, J-180Mt., #10 R Term, 110 Amp, Std.	DR	110	12	8081N	8612N
Caterpillar 3306		DR 34SI Quad Mt., 110 Amp	DR	135	12	8092N	8613N
Caterpillar 3306		DR 35SI Quad Mt., Repl.34SI, #10 R Term, 110 Amp	DR	140	12	8608N	8613N
Caterpillar 3306		DR 35SI, J-180 Mt., (33SI Upgrade) 110 Amp, Std.	DR	140	12	8607N	8612N
Caterpillar 3306		DR 35SI, J-180 Mtg, 135 Amp, Repl. 33SI, Std.	DR	140	12	8607N	8612N
Caterpillar 3306		DR 35SI, Quad Mt., Repl.34SI, 135 Amp	DR	140	12	8608N	8613N
Caterpillar 3306		Leece Neville (Dual Mtg.) IR/EF, 145 Amp, longer SRE bearing .	LN	160	12	7613N	7613N-LC
Caterpillar 3306		Motorola, Dual Mtg., Int. Reg.	LN	160	12	8329N	
Caterpillar 3306		Opt. Serv. Repl., DR 24SI, J180 Mt., 160 Amp	DR	160	12	8718N	
Caterpillar 3306	1999-90	21SI Delco, 12V / 100 Amp, Std. SRE bearing	DR	130	12	8027N	7644N
Caterpillar 3306		Delco 21SI 115 Amp, 2V pulley, Std. SRE bearing	DR	130	12	8027N	7644N
Caterpillar 3306		Delco 21SI 115 Amp, 8S pulley, Std. SRE bearing	DR	130	12	8027N	7644N
Caterpillar 3306		Delco 21SI 130 Amp, longer SRE rotor bearing, w/l Term.	DR	130	12	8027N	7644N
Caterpillar 3306		Delco 21SI 145 Amp, Std. SRE bearing	DR	145-160	12	7644N	8076N
Caterpillar 3306		Delco 21SI, 65 Amp	DR	130	12	8027N	7644N
Caterpillar 3306	1999-88	Bosch Repl. Unit, 160 Amp, 3 Mounting Ears	BO	160	12	12490N	12715N
Caterpillar 3306		Bosch Repl. Unit, 200 Amp, 3 Mounting Ears	BO	200	12	12715N	
Caterpillar 3306		Leece Neville (J-180 Mtg.) IR/EF, 105 Amp, B+ 5/16	LN	130	12	7612N	7613N
Caterpillar 3306		Leece Neville (J-180 Mtg.) IR/EF, 130 Amp, B+ 5/16	LN	130	12	7612N	7613N
Caterpillar 3306		Leece Neville (J-180 Mtg.) IR/EF, 90 Amp, B+ 5/16	LN	130	12	7612N	7613N
Caterpillar 3306		Leece Neville LC Series, 160 Amp, stator activated, 239 mm Rotor OAL	LN	160	12	7613N-LC	
Caterpillar 3306		Leece Neville, IR/EF, 160 Amp, trio activated, (235mm rotor OAL)	LN	160	12	7613N	7613N-LC
Caterpillar 3306		Motorola, Dual Mtg., Int. Reg.	LN	160	12	8329N	
Caterpillar 3306	1989-88	30SI Delco, 90 Amp, w/o Transformer	DR	90	12	7262N	
Caterpillar 3306		30SI Delco, 90 Amp, w/Transformer	DR	90	12	7256N	
Caterpillar 3306		Ford (Blue Back) Alternator 75 Amp, ER/EF	FO	90	12	7712N	
Caterpillar 3306		Ford (Blue Back) Alternator 90 Amp, ER/EF	FO	90	12	7712N	
Caterpillar 3306		Ford 40-60 Amp, ER/EF	FO	65	12	7078N	
Caterpillar 3306		Ford Oversize Unit - 65 Amp, ER/EF	FO	90	12	7069	
Caterpillar 3306		Ford Oversize Unit - 90 Amp, ER/EF	FO	90	12	7069	
Caterpillar 3306	1989-82	Delco 25SI, 75 Amp	DR	75	12	7255N	8066N
Caterpillar 3406	1999-95	21SI Delco, 12V / 100 Amp, longer SRE bearing	DR	130	12	8027N	7644N
Caterpillar 3406		Delco 21SI 115 Amp, 2V pulley, longer SRE bearing	DR	130	12	8027N	7644N
Caterpillar 3406		Delco 21SI 130 Amp, longer SRE rotor bearing	DR	130	12	8027N	7644N
Caterpillar 3406		Delco 21SI 145 Amp, longer SRE bearing	DR	145-160	12	7644N	8076N
Caterpillar 3406		Delco 22SI 130 Amp	DR	130	12	8073N	8076N
Caterpillar 3406		Delco 22SI, 145 Amp	DR	145	12	8076N	7644N
Caterpillar 3406		Delco 25SI, 85 Amp	DR	85	12	8066N	
Caterpillar 3406		Delco 34SI, Quad Mt., 135 Amp	DR	135	12	8092N	8613N
Caterpillar 3406		DR 26SI, 85 Amp	DR	85	12	8066N	
Caterpillar 3406		DR 30SI, 105 Amp, w/R Pin, w/o Transformer	DR	105	12	7940N	
Caterpillar 3406		DR 33SI, J-180 Mt., #10 R Term., 135 Amp, Std.	DR	135	12	8083N	8612N
Caterpillar 3406		DR 33SI, J-180Mt., #10 R Term, 110 Amp, Std.	DR	110	12	8081N	8612N
Caterpillar 3406		DR 34SI Quad Mt., 110 Amp	DR	135	12	8092N	8613N
Caterpillar 3406		DR 35SI Quad Mt., Repl.34SI, #10 R Term, 110 Amp	DR	140	12	8608N	8613N
Caterpillar 3406		DR 35SI, J-180 Mt., (33SI Upgrade) 110 Amp, Std.	DR	140	12	8607N	8612N
Caterpillar 3406		DR 35SI, J-180 Mtg, 135 Amp, Repl. 33SI, Std.	DR	140	12	8607N	8612N
Caterpillar 3406		DR 35SI, Quad Mt., Repl.34SI, 135 Amp	DR	140	12	8608N	8613N
Caterpillar 3406		Leece Neville (Dual Mtg.) IR/EF, 145 Amp, longer SRE bearing .	LN	160	12	7613N	7613N-LC
Caterpillar 3406		Motorola, Dual Mtg., Int. Reg.	LN	160	12	8329N	
Caterpillar 3406		Opt. Serv. Repl., DR 24SI, J180 Mt., 160 Amp	DR	160	12	8718N	
Caterpillar 3406	1999-90	21SI Delco, 12V / 100 Amp, Std. SRE bearing	DR	130	12	8027N	7644N
Caterpillar 3406		Delco 21SI 115 Amp, 2V pulley, Std. SRE bearing	DR	130	12	8027N	7644N

ALTERNATORS

ALTERNATORS AND GENERATORS

ENGINE	YEAR	APPLICATION	Mfg	Amp	Volt	PART NO.	OPT. NO.
Ford (Cont'd)							
L7000 (Cont'd)							
Caterpillar 3406	1999-90	Delco 21SI 115 Amp, 8S pulley, Std. SRE bearing	DR	130	12	8027N	7644N
Caterpillar 3406		Delco 21SI 130 Amp, longer SRE rotor bearing, w/l Term.	DR	130	12	8027N	7644N
Caterpillar 3406		Delco 21SI 145 Amp, Std. SRE bearing	DR	145-160	12	7644N	8076N
Caterpillar 3406		Delco 21SI, 65 Amp	DR	130	12	8027N	7644N
Caterpillar 3406	1999-82	Bosch Repl. Unit, 160 Amp, 3 Mounting Ears	BO	160	12	12490N	12715N
Caterpillar 3406		Bosch Repl. Unit, 200 Amp, 3 Mounting Ears	BO	200	12	12715N	
Caterpillar 3406		Leece Neville (J-180 Mtg.) IR/EF, 105 Amp, B+ 5/16	LN	130	12	7612N	7613N
Caterpillar 3406		Leece Neville (J-180 Mtg.) IR/EF, 130 Amp, B+ 5/16	LN	130	12	7612N	7613N
Caterpillar 3406		Leece Neville (J-180 Mtg.) IR/EF, 90 Amp, B+ 5/16	LN	130	12	7612N	7613N
Caterpillar 3406		Leece Neville LC Series, 160 Amp, stator activated, 239 mm Rotor OAL	LN	160	12	7613N-LC	
Caterpillar 3406		Leece Neville, IR/EF, 160 Amp, trio activated, (235mm rotor OAL)	LN	160	12	7613N	7613N-LC
Caterpillar 3406		Motorola, Dual Mtg., Int. Reg.	LN	160	12	8329N	
Caterpillar 3406	1989-82	30SI Delco, 90 Amp, w/o Transformer	DR	90	12	7262N	
Caterpillar 3406		30SI Delco, 90 Amp, w/Transformer	DR	90	12	7256N	
Caterpillar 3406		Delco 25SI, 75 Amp	DR	75	12	7255N	8066N
Caterpillar 3406		Ford (Blue Back) Alternator 75 Amp, ER/EF	FO	90	12	7712N	
Caterpillar 3406		Ford (Blue Back) Alternator 90 Amp, ER/EF	FO	90	12	7712N	
Caterpillar 3406		Ford 40-60 Amp, ER/EF	FO	65	12	7078N	
Caterpillar 3406		Ford Oversize Unit - 65 Amp, ER/EF	FO	90	12	7069	
Caterpillar 3406		Ford Oversize Unit - 90 Amp, ER/EF	FO	90	12	7069	
Caterpillar C-10	1999-97	21SI Delco, 12V / 100 Amp, longer SRE bearing	DR	130	12	8027N	7644N
Caterpillar C-10		21SI Delco, 12V / 100 Amp, Std. SRE bearing	DR	130	12	8027N	7644N
Caterpillar C-10		Bosch Repl. Unit, 160 Amp, 3 Mounting Ears	BO	160	12	12490N	12715N
Caterpillar C-10		Bosch Repl. Unit, 200 Amp, 3 Mounting Ears	BO	200	12	12715N	
Caterpillar C-10		Delco 21SI 115 Amp, 2V pulley, longer SRE bearing	DR	130	12	8027N	7644N
Caterpillar C-10		Delco 21SI 115 Amp, 2V pulley, Std. SRE bearing	DR	130	12	8027N	7644N
Caterpillar C-10		Delco 21SI 115 Amp, 8S pulley, Std. SRE bearing	DR	130	12	8027N	7644N
Caterpillar C-10		Delco 21SI 130 Amp, longer SRE rotor bearing	DR	130	12	8027N	7644N
Caterpillar C-10		Delco 21SI 130 Amp, longer SRE rotor bearing, w/l Term.	DR	130	12	8027N	7644N
Caterpillar C-10		Delco 21SI 145 Amp, longer SRE bearing	DR	145-160	12	7644N	8076N
Caterpillar C-10		Delco 21SI 145 Amp, Std. SRE bearing	DR	145-160	12	7644N	8076N
Caterpillar C-10		Delco 21SI, 65 Amp	DR	130	12	8027N	7644N
Caterpillar C-10		Delco 22SI 130 Amp	DR	130	12	8073N	8076N
Caterpillar C-10		Delco 22SI, 145 Amp	DR	145	12	8076N	7644N
Caterpillar C-10		Delco 25SI, 85 Amp	DR	85	12	8066N	
Caterpillar C-10		Delco 34SI, Quad Mt., 135 Amp	DR	135	12	8092N	8613N
Caterpillar C-10		DR 26SI, 85 Amp	DR	85	12	8066N	
Caterpillar C-10		DR 30SI, 105 Amp, w/R Pin, w/o Transformer	DR	105	12	7940N	
Caterpillar C-10		DR 33SI, J-180 Mt., #10 R Term., 135 Amp, Std.	DR	135	12	8083N	8612N
Caterpillar C-10		DR 33SI, J-180Mt., #10 R Term, 110 Amp, Std.	DR	110	12	8081N	8612N
Caterpillar C-10		DR 34SI Quad Mt., 110 Amp	DR	135	12	8092N	8613N
Caterpillar C-10		DR 35SI Quad Mt., Repl.34SI, #10 R Term, 110 Amp	DR	140	12	8608N	8613N
Caterpillar C-10		DR 35SI, J-180 Mt., (33SI Upgrade) 110 Amp, Std.	DR	140	12	8607N	8612N
Caterpillar C-10		DR 35SI, J-180 Mtg, 135 Amp, Repl. 33SI, Std.	DR	140	12	8607N	8612N
Caterpillar C-10		DR 35SI, Quad Mt., Repl.34SI, 135 Amp	DR	140	12	8608N	8613N
Caterpillar C-10		Leece Neville (Dual Mtg.) IR/EF, 145 Amp, longer SRE bearing .	LN	160	12	7613N	7613N-LC
Caterpillar C-10		Leece Neville (J-180 Mtg.) IR/EF, 105 Amp, B+ 5/16	LN	130	12	7612N	7613N
Caterpillar C-10		Leece Neville (J-180 Mtg.) IR/EF, 130 Amp, B+ 5/16	LN	130	12	7612N	7613N
Caterpillar C-10		Leece Neville (J-180 Mtg.) IR/EF, 90 Amp, B+ 5/16	LN	130	12	7612N	7613N
Caterpillar C-10		Leece Neville LC Series, 160 Amp, stator activated, 239 mm Rotor OAL	LN	160	12	7613N-LC	
Caterpillar C-10		Leece Neville, IR/EF, 160 Amp, trio activated, (235mm rotor OAL)	LN	160	12	7613N	7613N-LC
Caterpillar C-10		Motorola, Dual Mtg., Int. Reg.	LN	160	12	8329N	
Caterpillar C-10		Opt. Serv. Repl., DR 24SI, J180 Mt., 160 Amp	DR	160	12	8718N	
Caterpillar C-12		21SI Delco, 12V / 100 Amp, longer SRE bearing	DR	130	12	8027N	7644N
Caterpillar C-12		21SI Delco, 12V / 100 Amp, Std. SRE bearing	DR	130	12	8027N	7644N
Caterpillar C-12		Bosch Repl. Unit, 160 Amp, 3 Mounting Ears	BO	160	12	12490N	12715N
Caterpillar C-12		Bosch Repl. Unit, 200 Amp, 3 Mounting Ears	BO	200	12	12715N	
Caterpillar C-12		Delco 21SI 115 Amp, 2V pulley, longer SRE bearing	DR	130	12	8027N	7644N
Caterpillar C-12		Delco 21SI 115 Amp, 2V pulley, Std. SRE bearing	DR	130	12	8027N	7644N
Caterpillar C-12		Delco 21SI 115 Amp, 8S pulley, Std. SRE bearing	DR	130	12	8027N	7644N
Caterpillar C-12		Delco 21SI 130 Amp, longer SRE rotor bearing	DR	130	12	8027N	7644N
Caterpillar C-12		Delco 21SI 130 Amp, longer SRE rotor bearing, w/l Term.	DR	130	12	8027N	7644N

ALTERNATORS

ALTERNATORS AND GENERATORS

ENGINE	YEAR	APPLICATION	Mfg	Amp	Volt	PART NO.	OPT. NO.
Ford (Cont'd)							
L7000 (Cont'd)							
Caterpillar C-12	1999-97	Delco 21SI 145 Amp, longer SRE bearing	DR	145-160	12	7644N	8076N
Caterpillar C-12		Delco 21SI 145 Amp, Std. SRE bearing	DR	145-160	12	7644N	8076N
Caterpillar C-12		Delco 21SI, 65 Amp	DR	130	12	8027N	7644N
Caterpillar C-12		Delco 22SI 130 Amp	DR	130	12	8073N	8076N
Caterpillar C-12		Delco 22SI, 145 Amp	DR	145	12	8076N	7644N
Caterpillar C-12		Delco 25SI, 85 Amp	DR	85	12	8066N	
Caterpillar C-12		Delco 34SI, Quad Mt., 135 Amp	DR	135	12	8092N	8613N
Caterpillar C-12		DR 26SI, 85 Amp	DR	85	12	8066N	
Caterpillar C-12		DR 30SI, 105 Amp, w/R Pin, w/o Transformer	DR	105	12	7940N	
Caterpillar C-12		DR 33SI, J-180 Mt., #10 R Term., 135 Amp, Std.	DR	135	12	8083N	8612N
Caterpillar C-12		DR 33SI, J-180Mt., #10 R Term, 110 Amp, Std.	DR	110	12	8081N	8612N
Caterpillar C-12		DR 34SI Quad Mt., 110 Amp	DR	135	12	8092N	8613N
Caterpillar C-12		DR 35SI Quad Mt., Repl.34SI, #10 R Term, 110 Amp	DR	140	12	8608N	8613N
Caterpillar C-12		DR 35SI, J-180 Mt., (33SI Upgrade) 110 Amp, Std.	DR	140	12	8607N	8612N
Caterpillar C-12		DR 35SI, J-180 Mtg, 135 Amp, Repl. 33SI, Std.	DR	140	12	8607N	8612N
Caterpillar C-12		DR 35SI, Quad Mt., Repl.34SI, 135 Amp	DR	140	12	8608N	8613N
Caterpillar C-12		Leece Neville (Dual Mtg.) IR/EF, 145 Amp, longer SRE bearing .	LN	160	12	7613N	7613N-LC
Caterpillar C-12		Leece Neville (J-180 Mtg.) IR/EF, 105 Amp, B+ 5/16	LN	130	12	7612N	7613N
Caterpillar C-12		Leece Neville (J-180 Mtg.) IR/EF, 130 Amp, B+ 5/16	LN	130	12	7612N	7613N
Caterpillar C-12		Leece Neville (J-180 Mtg.) IR/EF, 90 Amp, B+ 5/16	LN	130	12	7612N	7613N
Caterpillar C-12		Leece Neville LC Series, 160 Amp, stator activated, 239 mm Rotor OAL	LN	160	12	7613N-LC	
Caterpillar C-12		Leece Neville, IR/EF, 160 Amp, trio activated, (235mm rotor OAL)	LN	160	12	7613N	7613N-LC
Caterpillar C-12		Motorola, Dual Mtg., Int. Reg.	LN	160	12	8329N	
Caterpillar C-12		Opt. Serv. Repl., DR 24SI, J180 Mt., 160 Amp	DR	160	12	8718N	
Cummins (FD1060)	5.9L-359						
Cummins (FD1060)	1999-95	21SI Delco, 12V / 100 Amp, longer SRE bearing	DR	130	12	8027N	7644N
Cummins (FD1060)	5.9L-359	Delco 21SI 115 Amp, 2V pulley, longer SRE bearing	DR	130	12	8027N	7644N
Cummins (FD1060)	5.9L-359	Delco 21SI 130 Amp, longer SRE rotor bearing	DR	130	12	8027N	7644N
Cummins (FD1060)	5.9L-359	Delco 22SI 130 Amp	DR	130	12	8073N	8076N
Cummins (FD1060)	5.9L-359	Delco 22SI, 145 Amp	DR	145	12	8076N	7644N
Cummins (FD1060)	5.9L-359	Delco 25SI, 85 Amp	DR	85	12	8066N	
Cummins (FD1060)	5.9L-359	Delco 34SI, Quad Mt., 135 Amp	DR	135	12	8092N	8613N
Cummins (FD1060)	5.9L-359	DR 26SI, 85 Amp	DR	85	12	8066N	
Cummins (FD1060)	5.9L-359	DR 30SI, 105 Amp, w/R Pin, w/o Transformer	DR	105	12	7940N	
Cummins (FD1060)	5.9L-359	DR 33SI, J-180 Mt., #10 R Term., 135 Amp, Std.	DR	135	12	8083N	8612N
Cummins (FD1060)	5.9L-359	DR 33SI, J-180Mt., #10 R Term, 110 Amp, Std.	DR	110	12	8081N	8612N
Cummins (FD1060)	5.9L-359	DR 34SI Quad Mt., 110 Amp	DR	135	12	8092N	8613N
Cummins (FD1060)	5.9L-359	DR 35SI Quad Mt., Repl.34SI, #10 R Term, 110 Amp	DR	140	12	8608N	8613N
Cummins (FD1060)	5.9L-359	DR 35SI, J-180 Mt., (33SI Upgrade) 110 Amp, Std.	DR	140	12	8607N	8612N
Cummins (FD1060)	5.9L-359	DR 35SI, J-180 Mtg, 135 Amp, Repl. 33SI, Std.	DR	140	12	8607N	8612N
Cummins (FD1060)	5.9L-359	DR 35SI, Quad Mt., Repl.34SI, 135 Amp	DR	140	12	8608N	8613N
Cummins (FD1060)	5.9L-359	Ford 3G, 115 Amp, 2V pulley, str. mount, 3:00 Plug Position	FO	115	12	7778-3N	
Cummins (FD1060)	5.9L-359	Ford 3G, 115 Amp, 2V, str. Mount, 11:00 Plug Position	FO	95	12	7749-11N	
Cummins (FD1060)	5.9L-359	Ford 3G, 115 Amp, w/o pulley, str. mount, 3:00 plug position	FO	115	12	7778-3N-0G	
Cummins (FD1060)	5.9L-359	Leece Neville (Dual Mtg.) IR/EF, 145 Amp, longer SRE bearing .	LN	160	12	7613N	7613N-LC

ALTERNATORS

ALTERNATORS AND GENERATORS

ENGINE	YEAR	APPLICATION	Mfg	Amp	Volt	PART NO.	OPT. NO.
Ford (Cont'd)							
L7000 (Cont'd)							
Cummins (FD1060)	5.9L-359	Motorola, Dual Mtg., Int. Reg.	LN	160	12	8329N	
Cummins (FD1060)	5.9L-359	Opt. Serv. Repl., DR 24SI, J180 Mt., 160 Amp	DR	160	12	8718N	
Cummins (FD1060)	5.9L-359	1999-92 21SI Delco, 12V / 100 Amp, Std. SRE bearing	DR	130	12	8027N	7644N
Cummins (FD1060)	5.9L-359	Bosch Repl. Unit, 160 Amp, 3 Mounting Ears	BO	160	12	12490N	12715N
Cummins (FD1060)	5.9L-359	Bosch Repl. Unit, 200 Amp, 3 Mounting Ears	BO	200	12	12715N	
Cummins (FD1060)	5.9L-359	Delco 21SI 115 Amp, 2V pulley, Std. SRE bearing	DR	130	12	8027N	7644N
Cummins (FD1060)	5.9L-359	Delco 21SI 115 Amp, 8S pulley, Std. SRE bearing	DR	130	12	8027N	7644N
Cummins (FD1060)	5.9L-359	Delco 21SI 130 Amp, longer SRE rotor bearing, w/l Term.	DR	130	12	8027N	7644N
Cummins (FD1060)	5.9L-359	Delco 21SI 145 Amp, Std. SRE bearing	DR	145-160	12	7644N	8076N
Cummins (FD1060)	5.9L-359	Delco 21SI, 65 Amp	DR	130	12	8027N	7644N
Cummins (FD1060)	5.9L-359	Ford 3G (Larger Frt. Brg.) str. mount, 95 Amp, 8S pulley	FO	95	12	7785N	
Cummins (FD1060)	5.9L-359	Ford 3G (Std.) 95 Amp, str. mount, w/o pulley	FO	95	12	7749-3N-0G	
Cummins (FD1060)	5.9L-359	Ford 3G (Std.) 95 Amp, str. mount, 2V pulley	FO	95	12	7749-3N-2G	
Cummins (FD1060)	5.9L-359	Leece Neville (J-180 Mtg.) IR/EF, 105 Amp, B+ 5/16	LN	130	12	7612N	7613N
Cummins (FD1060)	5.9L-359	Leece Neville (J-180 Mtg.) IR/EF, 130 Amp, B+ 5/16	LN	130	12	7612N	7613N
Cummins (FD1060)	5.9L-359	Leece Neville (J-180 Mtg.) IR/EF, 90 Amp, B+ 5/16	LN	130	12	7612N	7613N
Cummins (FD1060)	5.9L-359	Leece Neville LC Series, 160 Amp, stator activated, 239 mm Rotor OAL	LN	160	12	7613N-LC	
Cummins (FD1060)	5.9L-359	Leece Neville, IR/EF, 160 Amp, trio activated, (235mm rotor OAL)	LN	160	12	7613N	7613N-LC
Cummins (FD1060)	5.9L-359	Motorola, Dual Mtg., Int. Reg.	LN	160	12	8329N	
Cummins (FD1060)	5.9L-359	1999 Delco 21SI 145 Amp, longer SRE bearing	DR	145-160	12	7644N	8076N
Cummins (FD1460)	8.3L-504	1999-95 21SI Delco, 12V / 100 Amp, longer SRE bearing	DR	130	12	8027N	7644N
Cummins (FD1460)	8.3L-504	Delco 21SI 115 Amp, 2V pulley, longer SRE bearing	DR	130	12	8027N	7644N
Cummins (FD1460)	8.3L-504	Delco 21SI 130 Amp, longer SRE rotor bearing	DR	130	12	8027N	7644N
Cummins (FD1460)	8.3L-504	Delco 22SI 130 Amp	DR	130	12	8073N	8076N
Cummins (FD1460)	8.3L-504	Delco 22SI, 145 Amp	DR	145	12	8076N	7644N
Cummins (FD1460)	8.3L-504	Delco 25SI, 85 Amp	DR	85	12	8066N	
Cummins (FD1460)	8.3L-504	Delco 34SI, Quad Mt., 135 Amp	DR	135	12	8092N	8613N
Cummins (FD1460)	8.3L-504	DR 26SI, 85 Amp	DR	85	12	8066N	
Cummins (FD1460)	8.3L-504	DR 30SI, 105 Amp, w/R Pin, w/o Transformer	DR	105	12	7940N	
Cummins (FD1460)	8.3L-504	DR 33SI, J-180 Mt., #10 R Term., 135 Amp, Std.	DR	135	12	8083N	8612N
Cummins (FD1460)	8.3L-504	DR 33SI, J-180Mt., #10 R Term., 110 Amp, Std.	DR	110	12	8081N	8612N
Cummins (FD1460)	8.3L-504	DR 34SI Quad Mt., 110 Amp	DR	135	12	8092N	8613N

ALTERNATORS AND GENERATORS

ENGINE	YEAR	APPLICATION	Mfg	Amp	Volt	PART NO.	OPT. NO.
Ford (Cont'd)							
L7000 (Cont'd)							
Cummins (FD1460)	8.3L-504	DR 35SI Quad Mt., Repl.34SI, #10 R Term, 110 Amp	DR	140	12	8608N	8613N
Cummins (FD1460)	8.3L-504	DR 35SI, J-180 Mt., (33SI Upgrade) 110 Amp, Std.	DR	140	12	8607N	8612N
Cummins (FD1460)	8.3L-504	DR 35SI, J-180 Mtg, 135 Amp, Repl. 33SI, Std.	DR	140	12	8607N	8612N
Cummins (FD1460)	8.3L-504	DR 35SI, Quad Mt., Repl.34SI, 135 Amp	DR	140	12	8608N	8613N
Cummins (FD1460)	8.3L-504	Ford 3G, 115 Amp, 2V pulley, str. mount, 3:00 Plug Position	FO	115	12	7778-3N	
Cummins (FD1460)	8.3L-504	Ford 3G, 115 Amp, 2V, str. Mount, 11:00 Plug Position	FO	95	12	7749-11N	
Cummins (FD1460)	8.3L-504	Ford 3G, 115 Amp, w/o pulley, str. mount, 3:00 plug position	FO	115	12	7778-3N-0G	
Cummins (FD1460)	8.3L-504	Leece Neville (Dual Mtg.) IR/EF, 145 Amp, longer SRE bearing ..	LN	160	12	7613N	7613N-LC
Cummins (FD1460)	8.3L-504	Motorola, Dual Mtg., Int. Reg.	LN	160	12	8329N	
Cummins (FD1460)	8.3L-504	Opt. Serv. Repl., DR 24SI, J180 Mt., 160 Amp	DR	160	12	8718N	
Cummins (FD1460)	8.3L-504	21SI Delco, 12V / 100 Amp, Std. SRE bearing	DR	130	12	8027N	7644N
Cummins (FD1460)	8.3L-504	Bosch Repl. Unit, 160 Amp, 3 Mounting Ears	BO	160	12	12490N	12715N
Cummins (FD1460)	8.3L-504	Bosch Repl. Unit, 200 Amp, 3 Mounting Ears	BO	200	12	12715N	
Cummins (FD1460)	8.3L-504	Delco 21SI 115 Amp, 2V pulley, Std. SRE bearing	DR	130	12	8027N	7644N
Cummins (FD1460)	8.3L-504	Delco 21SI 115 Amp, 8S pulley, Std. SRE bearing	DR	130	12	8027N	7644N
Cummins (FD1460)	8.3L-504	Delco 21SI 130 Amp, longer SRE rotor bearing, w/l Term.	DR	130	12	8027N	7644N
Cummins (FD1460)	8.3L-504	Delco 21SI 145 Amp, Std. SRE bearing	DR	145-160	12	7644N	8076N
Cummins (FD1460)	8.3L-504	Delco 21SI, 65 Amp	DR	130	12	8027N	7644N
Cummins (FD1460)	8.3L-504	Ford 3G (Larger Frt. Brg.) str. mount, 95 Amp, 8S pulley	FO	95	12	7785N	
Cummins (FD1460)	8.3L-504	Ford 3G (Std.) 95 Amp, str. mount, w/o pulley	FO	95	12	7749-3N-0G	
Cummins (FD1460)	8.3L-504	Ford 3G (Std.) 95 Amp, str. mount, 2V pulley	FO	95	12	7749-3N-2G	
Cummins (FD1460)	8.3L-504	Leece Neville (J-180 Mtg.) IR/EF, 105 Amp, B+ 5/16	LN	130	12	7612N	7613N
Cummins (FD1460)	8.3L-504	Leece Neville (J-180 Mtg.) IR/EF, 130 Amp, B+ 5/16	LN	130	12	7612N	7613N
Cummins (FD1460)	8.3L-504	Leece Neville (J-180 Mtg.) IR/EF, 90 Amp, B+ 5/16	LN	130	12	7612N	7613N
Cummins (FD1460)	8.3L-504	Leece Neville LC Series, 160 Amp, stator activated, 239 mm Rotor OAL	LN	160	12	7613N-LC	
Cummins (FD1460)	8.3L-504	Leece Neville, IR/EF, 160 Amp, trio activated, (235mm rotor OAL)	LN	160	12	7613N	7613N-LC
Cummins (FD1460)	8.3L-504	Motorola, Dual Mtg., Int. Reg.	LN	160	12	8329N	
Cummins (FD1460)	8.3L-504	Delco 21SI 145 Amp, longer SRE bearing	DR	145-160	12	7644N	8076N
Cummins 855 (NHC, NTC)	1992-90	21SI Delco, 12V / 100 Amp, Std. SRE bearing	DR	130	12	8027N	7644N
Cummins 855 (NHC, NTC)		Delco 21SI 115 Amp, 2V pulley, Std. SRE bearing	DR	130	12	8027N	7644N
Cummins 855 (NHC, NTC)		Delco 21SI 115 Amp, 8S pulley, Std. SRE bearing	DR	130	12	8027N	7644N
Cummins 855 (NHC, NTC)		Delco 21SI 130 Amp, longer SRE rotor bearing, w/l Term.	DR	130	12	8027N	7644N
Cummins 855 (NHC, NTC)		Delco 21SI 145 Amp, Std. SRE bearing	DR	145-160	12	7644N	8076N
Cummins 855 (NHC, NTC)		Delco 21SI, 65 Amp	DR	130	12	8027N	7644N
Cummins 855 (NHC, NTC)	1992-82	Bosch Repl. Unit, 160 Amp, 3 Mounting Ears	BO	160	12	12490N	12715N
Cummins 855 (NHC, NTC)		Bosch Repl. Unit, 200 Amp, 3 Mounting Ears	BO	200	12	12715N	

ALTERNATORS

ALTERNATORS AND GENERATORS

ENGINE	YEAR	APPLICATION	Mfg	Amp	Volt	PART NO.	OPT. NO.
Ford (Cont'd)							
L7000 (Cont'd)							
Cummins 855 (NHC, NTC)	1992-82	Leece Neville (J-180 Mtg.) IR/EF, 105 Amp, B+ 5/16	LN	130	12	7612N	7613N
Cummins 855 (NHC, NTC)		Leece Neville (J-180 Mtg.) IR/EF, 130 Amp, B+ 5/16	LN	130	12	7612N	7613N
Cummins 855 (NHC, NTC)		Leece Neville (J-180 Mtg.) IR/EF, 90 Amp, B+ 5/16	LN	130	12	7612N	7613N
Cummins 855 (NHC, NTC)		Leece Neville LC Series, 160 Amp, stator activated, 239 mm Rotor OAL	LN	160	12	7613N-LC	
Cummins 855 (NHC, NTC)		Leece Neville, IR/EF, 160 Amp, trio activated, (235mm rotor OAL)	LN	160	12	7613N	7613N-LC
Cummins 855 (NHC, NTC)		Motorola, Dual Mtg., Int. Reg.	LN	160	12	8329N	
Cummins 855 (NHC, NTC)	1989-82	30SI Delco, 90 Amp, w/o Transformer	DR	90	12	7262N	
Cummins 855 (NHC, NTC)		30SI Delco, 90 Amp, w/Transformer	DR	90	12	7256N	
Cummins 855 (NHC, NTC)		Delco 25SI, 75 Amp	DR	75	12	7255N	8066N
Cummins 855 (NHC, NTC)		Ford (Blue Back) Alternator 75 Amp, ER/EF	FO	90	12	7712N	
Cummins 855 (NHC, NTC)		Ford (Blue Back) Alternator 90 Amp, ER/EF	FO	90	12	7712N	
Cummins 855 (NHC, NTC)		Ford 40-60 Amp, ER/EF	FO	65	12	7078N	
Cummins 855 (NHC, NTC)		Ford Oversize Unit - 65 Amp, ER/EF	FO	90	12	7069	
Cummins 855 (NHC, NTC)		Ford Oversize Unit - 90 Amp, ER/EF	FO	90	12	7069	
Cummins KT-1150	1984-82	30SI Delco, 90 Amp, w/o Transformer	DR	90	12	7262N	
Cummins KT-1150		30SI Delco, 90 Amp, w/Transformer	DR	90	12	7256N	
Cummins KT-1150		Bosch Repl. Unit, 160 Amp, 3 Mounting Ears	BO	160	12	12490N	12715N
Cummins KT-1150		Bosch Repl. Unit, 200 Amp, 3 Mounting Ears	BO	200	12	12715N	
Cummins KT-1150		Delco 25SI, 75 Amp	DR	75	12	7255N	8066N
Cummins KT-1150		Ford (Blue Back) Alternator 75 Amp, ER/EF	FO	90	12	7712N	
Cummins KT-1150		Ford (Blue Back) Alternator 90 Amp, ER/EF	FO	90	12	7712N	
Cummins KT-1150		Ford 40-60 Amp, ER/EF	FO	65	12	7078N	
Cummins KT-1150		Ford Oversize Unit - 65 Amp, ER/EF	FO	90	12	7069	
Cummins KT-1150		Ford Oversize Unit - 90 Amp, ER/EF	FO	90	12	7069	
Cummins KT-1150		Leece Neville (J-180 Mtg.) IR/EF, 105 Amp, B+ 5/16	LN	130	12	7612N	7613N
Cummins KT-1150		Leece Neville (J-180 Mtg.) IR/EF, 130 Amp, B+ 5/16	LN	130	12	7612N	7613N
Cummins KT-1150		Leece Neville (J-180 Mtg.) IR/EF, 90 Amp, B+ 5/16	LN	130	12	7612N	7613N
Cummins KT-1150		Leece Neville LC Series, 160 Amp, stator activated, 239 mm Rotor OAL	LN	160	12	7613N-LC	
Cummins KT-1150		Leece Neville, IR/EF, 160 Amp, trio activated, (235mm rotor OAL)	LN	160	12	7613N	7613N-LC
Cummins KT-1150		Motorola, Dual Mtg., Int. Reg.	LN	160	12	8329N	
Cummins L-10	1999-95	21SI Delco, 12V / 100 Amp, longer SRE bearing	DR	130	12	8027N	7644N
Cummins L-10		Delco 21SI 115 Amp, 2V pulley, longer SRE bearing	DR	130	12	8027N	7644N
Cummins L-10		Delco 21SI 130 Amp, longer SRE rotor bearing	DR	130	12	8027N	7644N
Cummins L-10		Delco 21SI 145 Amp, longer SRE bearing	DR	145-160	12	7644N	8076N
Cummins L-10		Delco 22SI 130 Amp	DR	130	12	8073N	8076N
Cummins L-10		Delco 22SI, 145 Amp	DR	145	12	8076N	7644N
Cummins L-10		Delco 25SI, 85 Amp	DR	85	12	8066N	
Cummins L-10		Delco 34SI, Quad Mt., 135 Amp	DR	135	12	8092N	8613N
Cummins L-10		DR 26SI, 85 Amp	DR	85	12	8066N	
Cummins L-10		DR 30SI, 105 Amp, w/R Pin, w/o Transformer	DR	105	12	7940N	
Cummins L-10		DR 33SI, J-180 Mt., #10 R Term., 135 Amp, Std.	DR	135	12	8083N	8612N
Cummins L-10		DR 33SI, J-180Mt., #10 R Term, 110 Amp, Std.	DR	110	12	8081N	8612N
Cummins L-10		DR 34SI Quad Mt., 110 Amp	DR	135	12	8092N	8613N
Cummins L-10		DR 35SI Quad Mt., Repl.34SI, #10 R Term, 110 Amp	DR	140	12	8608N	8613N
Cummins L-10		DR 35SI, J-180 Mt., (33SI Upgrade) 110 Amp, Std.	DR	140	12	8607N	8612N
Cummins L-10		DR 35SI, J-180 Mtg, 135 Amp, Repl. 33SI, Std.	DR	140	12	8607N	8612N
Cummins L-10		DR 35SI, Quad Mt., Repl.34SI, 135 Amp	DR	140	12	8608N	8613N
Cummins L-10		Leece Neville (Dual Mtg.) IR/EF, 145 Amp, longer SRE bearing ..	LN	160	12	7613N	7613N-LC
Cummins L-10		Motorola, Dual Mtg., Int. Reg.	LN	160	12	8329N	
Cummins L-10		Opt. Serv. Repl., DR 24SI, J180 Mt., 160 Amp	DR	160	12	8718N	
Cummins L-10	1999-90	21SI Delco, 12V / 100 Amp, Std. SRE bearing	DR	130	12	8027N	7644N
Cummins L-10		Delco 21SI 115 Amp, 2V pulley, Std. SRE bearing	DR	130	12	8027N	7644N
Cummins L-10		Delco 21SI 115 Amp, 8S pulley, Std. SRE bearing	DR	130	12	8027N	7644N
Cummins L-10		Delco 21SI 130 Amp, longer SRE rotor bearing, w/l Term.	DR	130	12	8027N	7644N
Cummins L-10		Delco 21SI 145 Amp, Std. SRE bearing	DR	145-160	12	7644N	8076N
Cummins L-10		Delco 21SI, 65 Amp	DR	130	12	8027N	7644N
Cummins L-10	1999-82	Bosch Repl. Unit, 160 Amp, 3 Mounting Ears	BO	160	12	12490N	12715N
Cummins L-10		Bosch Repl. Unit, 200 Amp, 3 Mounting Ears	BO	200	12	12715N	
Cummins L-10		Leece Neville (J-180 Mtg.) IR/EF, 105 Amp, B+ 5/16	LN	130	12	7612N	7613N
Cummins L-10		Leece Neville (J-180 Mtg.) IR/EF, 130 Amp, B+ 5/16	LN	130	12	7612N	7613N
Cummins L-10		Leece Neville (J-180 Mtg.) IR/EF, 90 Amp, B+ 5/16	LN	130	12	7612N	7613N

ALTERNATORS AND GENERATORS

ENGINE	YEAR	APPLICATION	Mfg	Amp	Volt	PART NO.	OPT. NO.
Ford (Cont'd)							
L7000 (Cont'd)							
Cummins L-10	1999-82	Leece Neville LC Series, 160 Amp, stator activated, 239 mm Rotor OAL	LN	160	12	7613N-LC	
Cummins L-10		Leece Neville, IR/EF, 160 Amp, trio activated, (235mm rotor OAL)	LN	160	12	7613N	7613N-LC
Cummins L-10		Motorola, Dual Mtg., Int. Reg.	LN	160	12	8329N	
Cummins L-10	1989-82	30SI Delco, 90 Amp, w/o Transformer	DR	90	12	7262N	
Cummins L-10		30SI Delco, 90 Amp, w/Transformer	DR	90	12	7256N	
Cummins L-10		Delco 25SI, 75 Amp	DR	75	12	7255N	8066N
Cummins L-10		Ford (Blue Back) Alternator 75 Amp, ER/EF	FO	90	12	7712N	
Cummins L-10		Ford (Blue Back) Alternator 90 Amp, ER/EF	FO	90	12	7712N	
Cummins L-10		Ford 40-60 Amp, ER/EF	FO	65	12	7078N	
Cummins L-10		Ford Oversize Unit - 65 Amp, ER/EF	FO	90	12	7069	
Cummins L-10		Ford Oversize Unit - 90 Amp, ER/EF	FO	90	12	7069	
Cummins M11	1999-95	21SI Delco, 12V / 100 Amp, longer SRE bearing	DR	130	12	8027N	7644N
Cummins M11		Delco 21SI 115 Amp, 2V pulley, longer SRE bearing	DR	130	12	8027N	7644N
Cummins M11		Delco 21SI 130 Amp, longer SRE rotor bearing	DR	130	12	8027N	7644N
Cummins M11		Delco 21SI 145 Amp, longer SRE bearing	DR	145-160	12	7644N	8076N
Cummins M11		Delco 22SI 130 Amp	DR	130	12	8073N	8076N
Cummins M11		Delco 22SI, 145 Amp	DR	145	12	8076N	7644N
Cummins M11		Delco 25SI, 85 Amp	DR	85	12	8066N	
Cummins M11		Delco 34SI, Quad Mt., 135 Amp	DR	135	12	8092N	8613N
Cummins M11		DR 26SI, 85 Amp	DR	85	12	8066N	
Cummins M11		DR 30SI, 105 Amp, w/R Pin, w/o Transformer	DR	105	12	7940N	
Cummins M11		DR 33SI, J-180 Mt., #10 R Term., 135 Amp, Std.	DR	135	12	8083N	8612N
Cummins M11		DR 33SI, J-180Mt., #10 R Term, 110 Amp, Std.	DR	110	12	8081N	8612N
Cummins M11		DR 34SI Quad Mt., 110 Amp	DR	135	12	8092N	8613N
Cummins M11		DR 35SI Quad Mt., Repl.34SI, #10 R Term, 110 Amp	DR	140	12	8608N	8613N
Cummins M11		DR 35SI, J-180 Mt., (33SI Upgrade) 110 Amp, Std.	DR	140	12	8607N	8612N
Cummins M11		DR 35SI, J-180 Mtg, 135 Amp, Repl. 33SI, Std.	DR	140	12	8607N	8612N
Cummins M11		DR 35SI, Quad Mt., Repl.34SI, 135 Amp	DR	140	12	8608N	8613N
Cummins M11		Leece Neville (Dual Mtg.) IR/EF, 145 Amp, longer SRE bearing .	LN	160	12	7613N	7613N-LC
Cummins M11		Motorola, Dual Mtg., Int. Reg.	LN	160	12	8329N	
Cummins M11		Opt. Serv. Repl., DR 24SI, J180 Mt., 160 Amp	DR	160	12	8718N	
Cummins M11	1999-90	21SI Delco, 12V / 100 Amp, Std. SRE bearing	DR	130	12	8027N	7644N
Cummins M11		Bosch Repl. Unit, 160 Amp, 3 Mounting Ears	BO	160	12	12490N	12715N
Cummins M11		Bosch Repl. Unit, 200 Amp, 3 Mounting Ears	BO	200	12	12715N	
Cummins M11		Delco 21SI 115 Amp, 2V pulley, Std. SRE bearing	DR	130	12	8027N	7644N
Cummins M11		Delco 21SI 115 Amp, 8S pulley, Std. SRE bearing	DR	130	12	8027N	7644N
Cummins M11		Delco 21SI 130 Amp, longer SRE rotor bearing, w/I Term.	DR	130	12	8027N	7644N
Cummins M11		Delco 21SI 145 Amp, Std. SRE bearing	DR	145-160	12	7644N	8076N
Cummins M11		Delco 21SI, 65 Amp	DR	130	12	8027N	7644N
Cummins M11		Leece Neville (J-180 Mtg.) IR/EF, 105 Amp, B+ 5/16	LN	130	12	7612N	7613N
Cummins M11		Leece Neville (J-180 Mtg.) IR/EF, 130 Amp, B+ 5/16	LN	130	12	7612N	7613N
Cummins M11		Leece Neville (J-180 Mtg.) IR/EF, 90 Amp, B+ 5/16	LN	130	12	7612N	7613N
Cummins M11		Leece Neville LC Series, 160 Amp, stator activated, 239 mm Rotor OAL	LN	160	12	7613N-LC	
Cummins M11		Leece Neville, IR/EF, 160 Amp, trio activated, (235mm rotor OAL)	LN	160	12	7613N	7613N-LC
Cummins M11		Motorola, Dual Mtg., Int. Reg.	LN	160	12	8329N	
Cummins N14	1999-95	21SI Delco, 12V / 100 Amp, longer SRE bearing	DR	130	12	8027N	7644N
Cummins N14		Delco 21SI 115 Amp, 2V pulley, longer SRE bearing	DR	130	12	8027N	7644N
Cummins N14		Delco 21SI 130 Amp, longer SRE rotor bearing	DR	130	12	8027N	7644N
Cummins N14		Delco 21SI 145 Amp, longer SRE bearing	DR	145-160	12	7644N	8076N
Cummins N14		Delco 22SI 130 Amp	DR	130	12	8073N	8076N
Cummins N14		Delco 22SI, 145 Amp	DR	145	12	8076N	7644N
Cummins N14		Delco 25SI, 85 Amp	DR	85	12	8066N	
Cummins N14		Delco 34SI, Quad Mt., 135 Amp	DR	135	12	8092N	8613N
Cummins N14		DR 26SI, 85 Amp	DR	85	12	8066N	
Cummins N14		DR 30SI, 105 Amp, w/R Pin, w/o Transformer	DR	105	12	7940N	
Cummins N14		DR 33SI, J-180 Mt., #10 R Term., 135 Amp, Std.	DR	135	12	8083N	8612N
Cummins N14		DR 33SI, J-180Mt., #10 R Term, 110 Amp, Std.	DR	110	12	8081N	8612N
Cummins N14		DR 34SI Quad Mt., 110 Amp	DR	135	12	8092N	8613N
Cummins N14		DR 35SI Quad Mt., Repl.34SI, #10 R Term, 110 Amp	DR	140	12	8608N	8613N
Cummins N14		DR 35SI, J-180 Mt., (33SI Upgrade) 110 Amp, Std.	DR	140	12	8607N	8612N
Cummins N14		DR 35SI, J-180 Mtg, 135 Amp, Repl. 33SI, Std.	DR	140	12	8607N	8612N
Cummins N14		DR 35SI, Quad Mt., Repl.34SI, 135 Amp	DR	140	12	8608N	8613N

ALTERNATORS

ALTERNATORS AND GENERATORS

ENGINE	YEAR	APPLICATION	Mfg	Amp	Volt	PART NO.	OPT. NO.
Ford (Cont'd)							
L7000 (Cont'd)							
Cummins N14	1999-95	Leece Neville (Dual Mtg.) IR/EF, 145 Amp, longer SRE bearing	LN	160	12	7613N	7613N-LC
Cummins N14		Motorola, Dual Mtg., Int. Reg.	LN	160	12	8329N	
Cummins N14		Opt. Serv. Repl., DR 24SI, J180 Mt., 160 Amp	DR	160	12	8718N	
Cummins N14	1999-90	21SI Delco, 12V / 100 Amp, Std. SRE bearing	DR	130	12	8027N	7644N
Cummins N14		Bosch Repl. Unit, 160 Amp, 3 Mounting Ears	BO	160	12	12490N	12715N
Cummins N14		Bosch Repl. Unit, 200 Amp, 3 Mounting Ears	BO	200	12	12715N	
Cummins N14		Delco 21SI 115 Amp, 2V pulley, Std. SRE bearing	DR	130	12	8027N	7644N
Cummins N14		Delco 21SI 115 Amp, 8S pulley, Std. SRE bearing	DR	130	12	8027N	7644N
Cummins N14		Delco 21SI 130 Amp, longer SRE rotor bearing, w/ Term.	DR	130	12	8027N	7644N
Cummins N14		Delco 21SI 145 Amp, Std. SRE bearing	DR	145-160	12	7644N	8076N
Cummins N14		Delco 21SI, 65 Amp	DR	130	12	8027N	7644N
Cummins N14		Leece Neville (J-180 Mtg.) IR/EF, 105 Amp, B+ 5/16	LN	130	12	7612N	7613N
Cummins N14		Leece Neville (J-180 Mtg.) IR/EF, 130 Amp, B+ 5/16	LN	130	12	7612N	7613N
Cummins N14		Leece Neville (J-180 Mtg.) IR/EF, 90 Amp, B+ 5/16	LN	130	12	7612N	7613N
Cummins N14		Leece Neville LC Series, 160 Amp, stator activated, 239 mm Rotor OAL	LN	160	12	7613N-LC	
Cummins N14		Leece Neville, IR/EF, 160 Amp, trio activated, (235mm rotor OAL)	LN	160	12	7613N	7613N-LC
Cummins N14		Motorola, Dual Mtg., Int. Reg.	LN	160	12	8329N	
DD 60 Series	1999-95	21SI Delco, 12V / 100 Amp, longer SRE bearing	DR	130	12	8027N	7644N
DD 60 Series		Delco 21SI 115 Amp, 2V pulley, longer SRE bearing	DR	130	12	8027N	7644N
DD 60 Series		Delco 21SI 130 Amp, longer SRE rotor bearing	DR	130	12	8027N	7644N
DD 60 Series		Delco 21SI 145 Amp, longer SRE bearing	DR	145-160	12	7644N	8076N
DD 60 Series		Delco 22SI 130 Amp	DR	130	12	8073N	8076N
DD 60 Series		Delco 22SI, 145 Amp	DR	145	12	8076N	7644N
DD 60 Series		Delco 25SI, 85 Amp	DR	85	12	8066N	
DD 60 Series		Delco 34SI, Quad Mt., 135 Amp	DR	135	12	8092N	8613N
DD 60 Series		DR 26SI, 85 Amp	DR	85	12	8066N	
DD 60 Series		DR 30SI, 105 Amp, w/R Pin, w/o Transformer	DR	105	12	7940N	
DD 60 Series		DR 33SI, J-180 Mt., #10 R Term., 135 Amp, Std.	DR	135	12	8083N	8612N
DD 60 Series		DR 33SI, J-180Mt., #10 R Term, 110 Amp, Std.	DR	110	12	8081N	8612N
DD 60 Series		DR 34SI Quad Mt., 110 Amp	DR	135	12	8092N	8613N
DD 60 Series		DR 35SI Quad Mt., Repl.34SI, #10 R Term, 110 Amp	DR	140	12	8608N	8613N
DD 60 Series		DR 35SI, J-180 Mt., (33SI Upgrade) 110 Amp, Std.	DR	140	12	8607N	8612N
DD 60 Series		DR 35SI, J-180 Mtg, 135 Amp, Repl. 33SI, Std.	DR	140	12	8607N	8612N
DD 60 Series		DR 35SI, Quad Mt., Repl.34SI, 135 Amp	DR	140	12	8608N	8613N
DD 60 Series		Leece Neville (Dual Mtg.) IR/EF, 145 Amp, longer SRE bearing	LN	160	12	7613N	7613N-LC
DD 60 Series		Motorola, Dual Mtg., Int. Reg.	LN	160	12	8329N	
DD 60 Series		Opt. Serv. Repl., DR 24SI, J180 Mt., 160 Amp	DR	160	12	8718N	
DD 60 Series	1999-90	21SI Delco, 12V / 100 Amp, Std. SRE bearing	DR	130	12	8027N	7644N
DD 60 Series		Bosch Repl. Unit, 160 Amp, 3 Mounting Ears	BO	160	12	12490N	12715N
DD 60 Series		Bosch Repl. Unit, 200 Amp, 3 Mounting Ears	BO	200	12	12715N	
DD 60 Series		Delco 21SI 115 Amp, 2V pulley, Std. SRE bearing	DR	130	12	8027N	7644N
DD 60 Series		Delco 21SI 115 Amp, 8S pulley, Std. SRE bearing	DR	130	12	8027N	7644N
DD 60 Series		Delco 21SI 130 Amp, longer SRE rotor bearing, w/ Term.	DR	130	12	8027N	7644N
DD 60 Series		Delco 21SI 145 Amp, Std. SRE bearing	DR	145-160	12	7644N	8076N
DD 60 Series		Delco 21SI, 65 Amp	DR	130	12	8027N	7644N
DD 60 Series		Leece Neville (J-180 Mtg.) IR/EF, 105 Amp, B+ 5/16	LN	130	12	7612N	7613N
DD 60 Series		Leece Neville (J-180 Mtg.) IR/EF, 130 Amp, B+ 5/16	LN	130	12	7612N	7613N
DD 60 Series		Leece Neville (J-180 Mtg.) IR/EF, 90 Amp, B+ 5/16	LN	130	12	7612N	7613N
DD 60 Series		Leece Neville LC Series, 160 Amp, stator activated, 239 mm Rotor OAL	LN	160	12	7613N-LC	
DD 60 Series		Leece Neville, IR/EF, 160 Amp, trio activated, (235mm rotor OAL)	LN	160	12	7613N	7613N-LC
DD 60 Series		Motorola, Dual Mtg., Int. Reg.	LN	160	12	8329N	
DD 6V-71	1988-82	30SI Delco, 90 Amp, w/o Transformer	DR	90	12	7262N	
DD 6V-71		30SI Delco, 90 Amp, w/Transformer	DR	90	12	7256N	
DD 6V-71		Bosch Repl. Unit, 160 Amp, 3 Mounting Ears	BO	160	12	12490N	12715N
DD 6V-71		Bosch Repl. Unit, 200 Amp, 3 Mounting Ears	BO	200	12	12715N	
DD 6V-71		Delco 25SI, 75 Amp	DR	75	12	7255N	8066N
DD 6V-71		Ford (Blue Back) Alternator 75 Amp, ER/EF	FO	90	12	7712N	
DD 6V-71		Ford (Blue Back) Alternator 90 Amp, ER/EF	FO	90	12	7712N	
DD 6V-71		Ford 40-60 Amp, ER/EF	FO	65	12	7078N	
DD 6V-71		Ford Oversize Unit - 65 Amp, ER/EF	FO	90	12	7069	
DD 6V-71		Ford Oversize Unit - 90 Amp, ER/EF	FO	90	12	7069	
DD 6V-71		Leece Neville (J-180 Mtg.) IR/EF, 105 Amp, B+ 5/16	LN	130	12	7612N	7613N

ALTERNATORS AND GENERATORS

ENGINE	YEAR	APPLICATION	Mfg	Amp	Volt	PART NO.	OPT. NO.
Ford (Cont'd)							
L7000 (Cont'd)							
DD 6V-71	1988-82	Leece Neville (J-180 Mtg.) IR/EF, 130 Amp, B+ 5/16	LN	130	12	7612N	7613N
DD 6V-71		Leece Neville (J-180 Mtg.) IR/EF, 90 Amp, B+ 5/16	LN	130	12	7612N	7613N
DD 6V-71		Leece Neville LC Series, 160 Amp, stator activated, 239 mm Rotor OAL	LN	160	12	7613N-LC	
DD 6V-71		Leece Neville, IR/EF, 160 Amp, trio activated, (235mm rotor OAL)	LN	160	12	7613N	7613N-LC
DD 6V-71		Motorola, Dual Mtg., Int. Reg.	LN	160	12	8329N	
DD 6V-92	1991-90	21SI Delco, 12V / 100 Amp, Std. SRE bearing	DR	130	12	8027N	7644N
DD 6V-92		Delco 21SI 115 Amp, 2V pulley, Std. SRE bearing	DR	130	12	8027N	7644N
DD 6V-92		Delco 21SI 115 Amp, 8S pulley, Std. SRE bearing	DR	130	12	8027N	7644N
DD 6V-92		Delco 21SI 130 Amp, longer SRE rotor bearing, w/l Term.	DR	130	12	8027N	7644N
DD 6V-92		Delco 21SI 145 Amp, Std. SRE bearing	DR	145-160	12	7644N	8076N
DD 6V-92		Delco 21SI, 65 Amp	DR	130	12	8027N	7644N
DD 6V-92	1991-82	Bosch Repl. Unit, 160 Amp, 3 Mounting Ears	BO	160	12	12490N	12715N
DD 6V-92		Bosch Repl. Unit, 200 Amp, 3 Mounting Ears	BO	200	12	12715N	
DD 6V-92		Leece Neville (J-180 Mtg.) IR/EF, 105 Amp, B+ 5/16	LN	130	12	7612N	7613N
DD 6V-92		Leece Neville (J-180 Mtg.) IR/EF, 130 Amp, B+ 5/16	LN	130	12	7612N	7613N
DD 6V-92		Leece Neville (J-180 Mtg.) IR/EF, 90 Amp, B+ 5/16	LN	130	12	7612N	7613N
DD 6V-92		Leece Neville LC Series, 160 Amp, stator activated, 239 mm Rotor OAL	LN	160	12	7613N-LC	
DD 6V-92		Leece Neville, IR/EF, 160 Amp, trio activated, (235mm rotor OAL)	LN	160	12	7613N	7613N-LC
DD 6V-92		Motorola, Dual Mtg., Int. Reg.	LN	160	12	8329N	
DD 6V-92	1989-82	30SI Delco, 90 Amp, w/o Transformer	DR	90	12	7262N	
DD 6V-92		30SI Delco, 90 Amp, w/Transformer	DR	90	12	7256N	
DD 6V-92		Delco 25SI, 75 Amp	DR	75	12	7255N	8066N
DD 6V-92		Ford (Blue Back) Alternator 75 Amp, ER/EF	FO	90	12	7712N	
DD 6V-92		Ford (Blue Back) Alternator 90 Amp, ER/EF	FO	90	12	7712N	
DD 6V-92		Ford 40-60 Amp, ER/EF	FO	65	12	7078N	
DD 6V-92		Ford Oversize Unit - 65 Amp, ER/EF	FO	90	12	7069	
DD 6V-92		Ford Oversize Unit - 90 Amp, ER/EF	FO	90	12	7069	
DD 8V-71	1990-82	30SI Delco, 90 Amp, w/o Transformer	DR	90	12	7262N	
DD 8V-71		30SI Delco, 90 Amp, w/Transformer	DR	90	12	7256N	
DD 8V-71		Bosch Repl. Unit, 160 Amp, 3 Mounting Ears	BO	160	12	12490N	12715N
DD 8V-71		Bosch Repl. Unit, 200 Amp, 3 Mounting Ears	BO	200	12	12715N	
DD 8V-71		Delco 25SI, 75 Amp	DR	75	12	7255N	8066N
DD 8V-71		Ford (Blue Back) Alternator 75 Amp, ER/EF	FO	90	12	7712N	
DD 8V-71		Ford (Blue Back) Alternator 90 Amp, ER/EF	FO	90	12	7712N	
DD 8V-71		Ford 40-60 Amp, ER/EF	FO	65	12	7078N	
DD 8V-71		Ford Oversize Unit - 65 Amp, ER/EF	FO	90	12	7069	
DD 8V-71		Ford Oversize Unit - 90 Amp, ER/EF	FO	90	12	7069	
DD 8V-71		Leece Neville (J-180 Mtg.) IR/EF, 105 Amp, B+ 5/16	LN	130	12	7612N	7613N
DD 8V-71		Leece Neville (J-180 Mtg.) IR/EF, 130 Amp, B+ 5/16	LN	130	12	7612N	7613N
DD 8V-71	Leece Neville (J-180 Mtg.) IR/EF, 90 Amp, B+ 5/16	LN	130	12	7612N	7613N	
DD 8V-71	Leece Neville LC Series, 160 Amp, stator activated, 239 mm Rotor OAL	LN	160	12	7613N-LC		
DD 8V-71		Leece Neville, IR/EF, 160 Amp, trio activated, (235mm rotor OAL)	LN	160	12	7613N	7613N-LC
DD 8V-71		Motorola, Dual Mtg., Int. Reg.	LN	160	12	8329N	
DD 8V-92	1988-82	30SI Delco, 90 Amp, w/o Transformer	DR	90	12	7262N	
DD 8V-92		30SI Delco, 90 Amp, w/Transformer	DR	90	12	7256N	
DD 8V-92		Bosch Repl. Unit, 160 Amp, 3 Mounting Ears	BO	160	12	12490N	12715N
DD 8V-92		Bosch Repl. Unit, 200 Amp, 3 Mounting Ears	BO	200	12	12715N	
DD 8V-92		Delco 25SI, 75 Amp	DR	75	12	7255N	8066N
DD 8V-92		Ford (Blue Back) Alternator 75 Amp, ER/EF	FO	90	12	7712N	
DD 8V-92		Ford (Blue Back) Alternator 90 Amp, ER/EF	FO	90	12	7712N	
DD 8V-92		Ford 40-60 Amp, ER/EF	FO	65	12	7078N	
DD 8V-92		Ford Oversize Unit - 65 Amp, ER/EF	FO	90	12	7069	
DD 8V-92		Ford Oversize Unit - 90 Amp, ER/EF	FO	90	12	7069	
DD 8V-92		Leece Neville (J-180 Mtg.) IR/EF, 105 Amp, B+ 5/16	LN	130	12	7612N	7613N
DD 8V-92		Leece Neville (J-180 Mtg.) IR/EF, 130 Amp, B+ 5/16	LN	130	12	7612N	7613N
DD 8V-92	Leece Neville (J-180 Mtg.) IR/EF, 90 Amp, B+ 5/16	LN	130	12	7612N	7613N	
DD 8V-92	Leece Neville LC Series, 160 Amp, stator activated, 239 mm Rotor OAL	LN	160	12	7613N-LC		
DD 8V-92		Leece Neville, IR/EF, 160 Amp, trio activated, (235mm rotor OAL)	LN	160	12	7613N	7613N-LC

ALTERNATORS

ALTERNATORS AND GENERATORS

ENGINE	YEAR	APPLICATION	Mfg	Amp	Volt	PART NO.	OPT. NO.
Ford (Cont'd)							
L7000 (Cont'd)							
DD 8V-92	1988-82	Motorola, Dual Mtg., Int. Reg.	LN	160	12	8329N	
Ford 6.6L (401) L6 Diesel	1995-90	21SI Delco, 12V / 100 Amp, Std. SRE bearing	DR	130	12	8027N	7644N
Ford 6.6L (401) L6 Diesel		Delco 21SI 115 Amp, 2V pulley, Std. SRE bearing	DR	130	12	8027N	7644N
Ford 6.6L (401) L6 Diesel		Delco 21SI 115 Amp, 8S pulley, Std. SRE bearing	DR	130	12	8027N	7644N
Ford 6.6L (401) L6 Diesel		Delco 21SI 130 Amp, longer SRE rotor bearing, w/l Term.	DR	130	12	8027N	7644N
Ford 6.6L (401) L6 Diesel		Delco 21SI 145 Amp, Std. SRE bearing	DR	145-160	12	7644N	8076N
Ford 6.6L (401) L6 Diesel		Delco 21SI, 65 Amp	DR	130	12	8027N	7644N
Ford 6.6L (401) L6 Diesel		Ford 3G (Larger Frt. Brg.) str. mount, 95 Amp, 8S pulley	FO	95	12	7785N	
Ford 6.6L (401) L6 Diesel		Ford 3G (Std.) 95 Amp, str. mount, w/o pulley	FO	95	12	7749-3N-0G	
Ford 6.6L (401) L6 Diesel		Ford 3G (Std.) 95 Amp, str. mount, 2V pulley	FO	95	12	7749-3N-2G	
Ford 6.6L (401) L6 Diesel	1995-82	Bosch Repl. Unit, 160 Amp, 3 Mounting Ears	BO	160	12	12490N	12715N
Ford 6.6L (401) L6 Diesel		Bosch Repl. Unit, 200 Amp, 3 Mounting Ears	BO	200	12	12715N	
Ford 6.6L (401) L6 Diesel		Leece Neville (J-180 Mtg.) IR/EF, 105 Amp, B+ 5/16	LN	130	12	7612N	7613N
Ford 6.6L (401) L6 Diesel		Leece Neville (J-180 Mtg.) IR/EF, 130 Amp, B+ 5/16	LN	130	12	7612N	7613N
Ford 6.6L (401) L6 Diesel		Leece Neville (J-180 Mtg.) IR/EF, 90 Amp, B+ 5/16	LN	130	12	7612N	7613N
Ford 6.6L (401) L6 Diesel		Leece Neville LC Series, 160 Amp, stator activated, 239 mm Rotor OAL	LN	160	12	7613N-LC	
Ford 6.6L (401) L6 Diesel		Leece Neville, IR/EF, 160 Amp, trio activated, (235mm rotor OAL)	LN	160	12	7613N	7613N-LC
Ford 6.6L (401) L6 Diesel		Motorola, Dual Mtg., Int. Reg.	LN	160	12	8329N	
Ford 6.6L (401) L6 Diesel	1989-82	30SI Delco, 90 Amp, w/o Transformer	DR	90	12	7262N	
Ford 6.6L (401) L6 Diesel		30SI Delco, 90 Amp, w/Transformer	DR	90	12	7256N	
Ford 6.6L (401) L6 Diesel		Delco 25SI, 75 Amp	DR	75	12	7255N	8066N
Ford 6.6L (401) L6 Diesel		Ford (Blue Back) Alternator 75 Amp, ER/EF	FO	90	12	7712N	
Ford 6.6L (401) L6 Diesel		Ford (Blue Back) Alternator 90 Amp, ER/EF	FO	90	12	7712N	
Ford 6.6L (401) L6 Diesel		Ford 40-60 Amp, ER/EF	FO	65	12	7078N	
Ford 6.6L (401) L6 Diesel		Ford Oversize Unit - 65 Amp, ER/EF	FO	90	12	7069	
Ford 6.6L (401) L6 Diesel		Ford Oversize Unit - 90 Amp, ER/EF	FO	90	12	7069	
Ford 7.8L (476) L6 Diesel	1995-90	21SI Delco, 12V / 100 Amp, Std. SRE bearing	DR	130	12	8027N	7644N
Ford 7.8L (476) L6 Diesel		Delco 21SI 115 Amp, 2V pulley, Std. SRE bearing	DR	130	12	8027N	7644N
Ford 7.8L (476) L6 Diesel		Delco 21SI 115 Amp, 8S pulley, Std. SRE bearing	DR	130	12	8027N	7644N
Ford 7.8L (476) L6 Diesel		Delco 21SI 130 Amp, longer SRE rotor bearing, w/l Term.	DR	130	12	8027N	7644N
Ford 7.8L (476) L6 Diesel		Delco 21SI 145 Amp, Std. SRE bearing	DR	145-160	12	7644N	8076N
Ford 7.8L (476) L6 Diesel		Delco 21SI, 65 Amp	DR	130	12	8027N	7644N
Ford 7.8L (476) L6 Diesel		Ford 3G (Larger Frt. Brg.) str. mount, 95 Amp, 8S pulley	FO	95	12	7785N	
Ford 7.8L (476) L6 Diesel		Ford 3G (Std.) 95 Amp, str. mount, w/o pulley	FO	95	12	7749-3N-0G	
Ford 7.8L (476) L6 Diesel		Ford 3G (Std.) 95 Amp, str. mount, 2V pulley	FO	95	12	7749-3N-2G	
Ford 7.8L (476) L6 Diesel	1995-82	Bosch Repl. Unit, 160 Amp, 3 Mounting Ears	BO	160	12	12490N	12715N
Ford 7.8L (476) L6 Diesel		Bosch Repl. Unit, 200 Amp, 3 Mounting Ears	BO	200	12	12715N	
Ford 7.8L (476) L6 Diesel		Leece Neville (J-180 Mtg.) IR/EF, 105 Amp, B+ 5/16	LN	130	12	7612N	7613N
Ford 7.8L (476) L6 Diesel		Leece Neville (J-180 Mtg.) IR/EF, 130 Amp, B+ 5/16	LN	130	12	7612N	7613N
Ford 7.8L (476) L6 Diesel		Leece Neville (J-180 Mtg.) IR/EF, 90 Amp, B+ 5/16	LN	130	12	7612N	7613N
Ford 7.8L (476) L6 Diesel		Leece Neville LC Series, 160 Amp, stator activated, 239 mm Rotor OAL	LN	160	12	7613N-LC	
Ford 7.8L (476) L6 Diesel		Leece Neville, IR/EF, 160 Amp, trio activated, (235mm rotor OAL)	LN	160	12	7613N	7613N-LC
Ford 7.8L (476) L6 Diesel		Motorola, Dual Mtg., Int. Reg.	LN	160	12	8329N	
Ford 7.8L (476) L6 Diesel	1989-82	30SI Delco, 90 Amp, w/o Transformer	DR	90	12	7262N	
Ford 7.8L (476) L6 Diesel		30SI Delco, 90 Amp, w/Transformer	DR	90	12	7256N	
Ford 7.8L (476) L6 Diesel		Delco 25SI, 75 Amp	DR	75	12	7255N	8066N
Ford 7.8L (476) L6 Diesel		Ford (Blue Back) Alternator 75 Amp, ER/EF	FO	90	12	7712N	
Ford 7.8L (476) L6 Diesel		Ford (Blue Back) Alternator 90 Amp, ER/EF	FO	90	12	7712N	
Ford 7.8L (476) L6 Diesel		Ford 40-60 Amp, ER/EF	FO	65	12	7078N	
Ford 7.8L (476) L6 Diesel		Ford Oversize Unit - 65 Amp, ER/EF	FO	90	12	7069	
Ford 7.8L (476) L6 Diesel		Ford Oversize Unit - 90 Amp, ER/EF	FO	90	12	7069	
Ford 7.8L (476) L6 Diesel	1991	Ford 3G (Std.) 95 Amp, str. mount, 2V pulley	FO	95	12	7749-3N-2G	
L8000							
Caterpillar 3126	1999-95	21SI Delco, 12V / 100 Amp, longer SRE bearing	DR	130	12	8027N	7644N
Caterpillar 3126		21SI Delco, 12V / 100 Amp, Std. SRE bearing	DR	130	12	8027N	7644N
Caterpillar 3126		Bosch Repl. Unit, 160 Amp, 3 Mounting Ears	BO	160	12	12490N	12715N
Caterpillar 3126		Bosch Repl. Unit, 200 Amp, 3 Mounting Ears	BO	200	12	12715N	
Caterpillar 3126		Delco 21SI 115 Amp, 2V pulley, longer SRE bearing	DR	130	12	8027N	7644N
Caterpillar 3126		Delco 21SI 115 Amp, 2V pulley, Std. SRE bearing	DR	130	12	8027N	7644N
Caterpillar 3126		Delco 21SI 115 Amp, 8S pulley, Std. SRE bearing	DR	130	12	8027N	7644N
Caterpillar 3126		Delco 21SI 130 Amp, longer SRE rotor bearing	DR	130	12	8027N	7644N

ALTERNATORS AND GENERATORS

ENGINE	YEAR	APPLICATION	Mfg	Amp	Volt	PART NO.	OPT. NO.
Ford (Cont'd)							
L8000 (Cont'd)							
Caterpillar 3126	1999-95	Delco 21SI 130 Amp, longer SRE rotor bearing, w/I Term.	DR	130	12	8027N	7644N
Caterpillar 3126		Delco 21SI 145 Amp, longer SRE bearing	DR	145-160	12	7644N	8076N
Caterpillar 3126		Delco 21SI 145 Amp, Std. SRE bearing	DR	145-160	12	7644N	8076N
Caterpillar 3126		Delco 21SI, 65 Amp	DR	130	12	8027N	7644N
Caterpillar 3126		Delco 22SI 130 Amp	DR	130	12	8073N	8076N
Caterpillar 3126		Delco 22SI, 145 Amp	DR	145	12	8076N	7644N
Caterpillar 3126		Delco 25SI, 85 Amp	DR	85	12	8066N	
Caterpillar 3126		Delco 34SI, Quad Mt., 135 Amp	DR	135	12	8092N	8613N
Caterpillar 3126		DR 26SI, 85 Amp	DR	85	12	8066N	
Caterpillar 3126		DR 30SI, 105 Amp, w/R Pin, w/o Transformer	DR	105	12	7940N	
Caterpillar 3126		DR 33SI, J-180 Mt., #10 R Term., 135 Amp, Std.	DR	135	12	8083N	8612N
Caterpillar 3126		DR 33SI, J-180Mt., #10 R Term, 110 Amp, Std.	DR	110	12	8081N	8612N
Caterpillar 3126		DR 34SI Quad Mt., 110 Amp	DR	135	12	8092N	8613N
Caterpillar 3126		DR 35SI Quad Mt., Repl.34SI, #10 R Term, 110 Amp	DR	140	12	8608N	8613N
Caterpillar 3126		DR 35SI, J-180 Mt., (33SI Upgrade) 110 Amp, Std.	DR	140	12	8607N	8612N
Caterpillar 3126		DR 35SI, J-180 Mtg, 135 Amp, Repl. 33SI, Std.	DR	140	12	8607N	8612N
Caterpillar 3126		DR 35SI, Quad Mt., Repl.34SI, 135 Amp	DR	140	12	8608N	8613N
Caterpillar 3126		Ford 3G (Larger Frt. Brg.) str. mount, 95 Amp, 8S pulley	FO	95	12	7785N	
Caterpillar 3126		Ford 3G (Std.) 95 Amp, str. mount, 2V pulley	FO	95	12	7749-3N-2G	
Caterpillar 3126		Ford 3G (Std.) 95 Amp, str. mount, w/o pulley	FO	95	12	7749-3N-0G	
Caterpillar 3126		Ford 3G, 115 Amp, 2V pulley, str. mount, 3:00 Plug Position	FO	115	12	7778-3N	
Caterpillar 3126		Ford 3G, 115 Amp, 2V, str. Mount, 11:00 Plug Position	FO	95	12	7749-11N	
Caterpillar 3126		Ford 3G, 115 Amp, w/o pulley, str. mount, 3:00 plug position	FO	115	12	7778-3N-0G	
Caterpillar 3126		Leece Neville (Dual Mtg.) IR/EF, 145 Amp, longer SRE bearing ..	LN	160	12	7613N	7613N-LC
Caterpillar 3126		Leece Neville (J-180 Mtg.) IR/EF, 105 Amp, B+ 5/16	LN	130	12	7612N	7613N
Caterpillar 3126		Leece Neville (J-180 Mtg.) IR/EF, 130 Amp, B+ 5/16	LN	130	12	7612N	7613N
Caterpillar 3126		Leece Neville (J-180 Mtg.) IR/EF, 90 Amp, B+ 5/16	LN	130	12	7612N	7613N
Caterpillar 3126		Leece Neville LC Series, 160 Amp, stator activated, 239 mm Rotor OAL	LN	160	12	7613N-LC	
Caterpillar 3126		Leece Neville, IR/EF, 160 Amp, trio activated, (235mm rotor OAL)	LN	160	12	7613N	7613N-LC
Caterpillar 3126		Motorola, Dual Mtg., Int. Reg.	LN	160	12	8329N	
Caterpillar 3126		Opt. Serv. Repl., DR 24SI, J180 Mt., 160 Amp	DR	160	12	8718N	
Caterpillar 3176		21SI Delco, 12V / 100 Amp, longer SRE bearing	DR	130	12	8027N	7644N
Caterpillar 3176		Delco 21SI 115 Amp, 2V pulley, longer SRE bearing	DR	130	12	8027N	7644N
Caterpillar 3176		Delco 21SI 130 Amp, longer SRE rotor bearing	DR	130	12	8027N	7644N
Caterpillar 3176		Delco 21SI 145 Amp, longer SRE bearing	DR	145-160	12	7644N	8076N
Caterpillar 3176		Delco 22SI 130 Amp	DR	130	12	8073N	8076N
Caterpillar 3176		Delco 22SI, 145 Amp	DR	145	12	8076N	7644N
Caterpillar 3176		Delco 25SI, 85 Amp	DR	85	12	8066N	
Caterpillar 3176		Delco 34SI, Quad Mt., 135 Amp	DR	135	12	8092N	8613N
Caterpillar 3176		DR 26SI, 85 Amp	DR	85	12	8066N	
Caterpillar 3176		DR 30SI, 105 Amp, w/R Pin, w/o Transformer	DR	105	12	7940N	
Caterpillar 3176		DR 33SI, J-180 Mt., #10 R Term., 135 Amp, Std.	DR	135	12	8083N	8612N
Caterpillar 3176		DR 33SI, J-180Mt., #10 R Term, 110 Amp, Std.	DR	110	12	8081N	8612N
Caterpillar 3176		DR 34SI Quad Mt., 110 Amp	DR	135	12	8092N	8613N
Caterpillar 3176		DR 35SI Quad Mt., Repl.34SI, #10 R Term, 110 Amp	DR	140	12	8608N	8613N
Caterpillar 3176	DR 35SI, J-180 Mt., (33SI Upgrade) 110 Amp, Std.	DR	140	12	8607N	8612N	
Caterpillar 3176	DR 35SI, J-180 Mtg, 135 Amp, Repl. 33SI, Std.	DR	140	12	8607N	8612N	
Caterpillar 3176	DR 35SI, Quad Mt., Repl.34SI, 135 Amp	DR	140	12	8608N	8613N	
Caterpillar 3176	Leece Neville (Dual Mtg.) IR/EF, 145 Amp, longer SRE bearing ..	LN	160	12	7613N	7613N-LC	
Caterpillar 3176	Motorola, Dual Mtg., Int. Reg.	LN	160	12	8329N		
Caterpillar 3176	Opt. Serv. Repl., DR 24SI, J180 Mt., 160 Amp	DR	160	12	8718N		
Caterpillar 3176	21SI Delco, 12V / 100 Amp, Std. SRE bearing	DR	130	12	8027N	7644N	
Caterpillar 3176	Bosch Repl. Unit, 160 Amp, 3 Mounting Ears	BO	160	12	12490N	12715N	
Caterpillar 3176	Bosch Repl. Unit, 200 Amp, 3 Mounting Ears	BO	200	12	12715N		
Caterpillar 3176	Delco 21SI 115 Amp, 2V pulley, Std. SRE bearing	DR	130	12	8027N	7644N	
Caterpillar 3176	Delco 21SI 115 Amp, 8S pulley, Std. SRE bearing	DR	130	12	8027N	7644N	
Caterpillar 3176	Delco 21SI 130 Amp, longer SRE rotor bearing, w/I Term.	DR	130	12	8027N	7644N	
Caterpillar 3176	Delco 21SI 145 Amp, Std. SRE bearing	DR	145-160	12	7644N	8076N	
Caterpillar 3176	Delco 21SI, 65 Amp	DR	130	12	8027N	7644N	
Caterpillar 3176	Leece Neville (J-180 Mtg.) IR/EF, 105 Amp, B+ 5/16	LN	130	12	7612N	7613N	
Caterpillar 3176	Leece Neville (J-180 Mtg.) IR/EF, 130 Amp, B+ 5/16	LN	130	12	7612N	7613N	
Caterpillar 3176	Leece Neville (J-180 Mtg.) IR/EF, 90 Amp, B+ 5/16	LN	130	12	7612N	7613N	
Caterpillar 3176	Leece Neville LC Series, 160 Amp, stator activated, 239 mm Rotor OAL	LN	160	12	7613N-LC		

ALTERNATORS

ALTERNATORS AND GENERATORS

ENGINE	YEAR	APPLICATION	Mfg	Amp	Volt	PART NO.	OPT. NO.
Ford (Cont'd)							
L8000 (Cont'd)							
Caterpillar 3176	1999-90	Leece Neville, IR/EF, 160 Amp, trio activated, (235mm rotor OAL)	LN	160	12	7613N	7613N-LC
Caterpillar 3176		Motorola, Dual Mtg., Int. Reg.	LN	160	12	8329N	
Caterpillar 3208	1999-95	21SI Delco, 12V / 100 Amp, longer SRE bearing	DR	130	12	8027N	7644N
Caterpillar 3208		Delco 21SI 115 Amp, 2V pulley, longer SRE bearing	DR	130	12	8027N	7644N
Caterpillar 3208		Delco 21SI 130 Amp, longer SRE rotor bearing	DR	130	12	8027N	7644N
Caterpillar 3208		Delco 21SI 145 Amp, longer SRE bearing	DR	145-160	12	7644N	8076N
Caterpillar 3208		Delco 22SI 130 Amp	DR	130	12	8073N	8076N
Caterpillar 3208		Delco 22SI, 145 Amp	DR	145	12	8076N	7644N
Caterpillar 3208		Delco 25SI, 85 Amp	DR	85	12	8066N	
Caterpillar 3208		Delco 34SI, Quad Mt., 135 Amp	DR	135	12	8092N	8613N
Caterpillar 3208		DR 26SI, 85 Amp	DR	85	12	8066N	
Caterpillar 3208		DR 30SI, 105 Amp, w/R Pin, w/o Transformer	DR	105	12	7940N	
Caterpillar 3208		DR 33SI, J-180 Mt., #10 R Term., 135 Amp, Std.	DR	135	12	8083N	8612N
Caterpillar 3208		DR 33SI, J-180Mt., #10 R Term, 110 Amp, Std.	DR	110	12	8081N	8612N
Caterpillar 3208		DR 34SI Quad Mt., 110 Amp	DR	135	12	8092N	8613N
Caterpillar 3208		DR 35SI Quad Mt., Repl.34SI, #10 R Term, 110 Amp	DR	140	12	8608N	8613N
Caterpillar 3208		DR 35SI, J-180 Mt., (33SI Upgrade) 110 Amp, Std.	DR	140	12	8607N	8612N
Caterpillar 3208		DR 35SI, J-180 Mtg, 135 Amp, Repl. 33SI, Std.	DR	140	12	8607N	8612N
Caterpillar 3208		DR 35SI, Quad Mt., Repl.34SI, 135 Amp	DR	140	12	8608N	8613N
Caterpillar 3208		Leece Neville (Dual Mtg.) IR/EF, 145 Amp, longer SRE bearing .	LN	160	12	7613N	7613N-LC
Caterpillar 3208		Motorola, Dual Mtg., Int. Reg.	LN	160	12	8329N	
Caterpillar 3208		Opt. Serv. Repl., DR 24SI, J180 Mt., 160 Amp	DR	160	12	8718N	
Caterpillar 3208	1999-90	21SI Delco, 12V / 100 Amp, Std. SRE bearing	DR	130	12	8027N	7644N
Caterpillar 3208		Delco 21SI 115 Amp, 2V pulley, Std. SRE bearing	DR	130	12	8027N	7644N
Caterpillar 3208		Delco 21SI 115 Amp, 8S pulley, Std. SRE bearing	DR	130	12	8027N	7644N
Caterpillar 3208		Delco 21SI 130 Amp, longer SRE rotor bearing, w/l Term.	DR	130	12	8027N	7644N
Caterpillar 3208		Delco 21SI 145 Amp, Std. SRE bearing	DR	145-160	12	7644N	8076N
Caterpillar 3208		Delco 21SI, 65 Amp	DR	130	12	8027N	7644N
Caterpillar 3208	1999-82	Bosch Repl. Unit, 160 Amp, 3 Mounting Ears	BO	160	12	12490N	12715N
Caterpillar 3208		Bosch Repl. Unit, 200 Amp, 3 Mounting Ears	BO	200	12	12715N	
Caterpillar 3208		Leece Neville (J-180 Mtg.) IR/EF, 105 Amp, B+ 5/16	LN	130	12	7612N	7613N
Caterpillar 3208		Leece Neville (J-180 Mtg.) IR/EF, 130 Amp, B+ 5/16	LN	130	12	7612N	7613N
Caterpillar 3208		Leece Neville (J-180 Mtg.) IR/EF, 90 Amp, B+ 5/16	LN	130	12	7612N	7613N
Caterpillar 3208		Leece Neville LC Series, 160 Amp, stator activated, 239 mm Rotor OAL	LN	160	12	7613N-LC	
Caterpillar 3208		Leece Neville, IR/EF, 160 Amp, trio activated, (235mm rotor OAL)	LN	160	12	7613N	7613N-LC
Caterpillar 3208		Motorola, Dual Mtg., Int. Reg.	LN	160	12	8329N	
Caterpillar 3208	1989-82	30SI Delco, 90 Amp, w/o Transformer	DR	90	12	7262N	
Caterpillar 3208		30SI Delco, 90 Amp, w/Transformer	DR	90	12	7256N	
Caterpillar 3208		Delco 25SI, 75 Amp	DR	75	12	7255N	8066N
Caterpillar 3208		Ford (Blue Back) Alternator 75 Amp, ER/EF	FO	90	12	7712N	
Caterpillar 3208		Ford (Blue Back) Alternator 90 Amp, ER/EF	FO	90	12	7712N	
Caterpillar 3208		Ford 40-60 Amp, ER/EF	FO	65	12	7078N	
Caterpillar 3208		Ford Oversize Unit - 65 Amp, ER/EF	FO	90	12	7069	
Caterpillar 3208		Ford Oversize Unit - 90 Amp, ER/EF	FO	90	12	7069	
Caterpillar 3306	1999-95	21SI Delco, 12V / 100 Amp, longer SRE bearing	DR	130	12	8027N	7644N
Caterpillar 3306		Delco 21SI 115 Amp, 2V pulley, longer SRE bearing	DR	130	12	8027N	7644N
Caterpillar 3306		Delco 21SI 130 Amp, longer SRE rotor bearing	DR	130	12	8027N	7644N
Caterpillar 3306		Delco 21SI 145 Amp, longer SRE bearing	DR	145-160	12	7644N	8076N
Caterpillar 3306		Delco 22SI 130 Amp	DR	130	12	8073N	8076N
Caterpillar 3306		Delco 22SI, 145 Amp	DR	145	12	8076N	7644N
Caterpillar 3306		Delco 25SI, 85 Amp	DR	85	12	8066N	
Caterpillar 3306		Delco 34SI, Quad Mt., 135 Amp	DR	135	12	8092N	8613N
Caterpillar 3306		DR 26SI, 85 Amp	DR	85	12	8066N	
Caterpillar 3306		DR 30SI, 105 Amp, w/R Pin, w/o Transformer	DR	105	12	7940N	
Caterpillar 3306		DR 33SI, J-180 Mt., #10 R Term., 135 Amp, Std.	DR	135	12	8083N	8612N
Caterpillar 3306		DR 33SI, J-180Mt., #10 R Term, 110 Amp, Std.	DR	110	12	8081N	8612N
Caterpillar 3306		DR 34SI Quad Mt., 110 Amp	DR	135	12	8092N	8613N
Caterpillar 3306		DR 35SI Quad Mt., Repl.34SI, #10 R Term, 110 Amp	DR	140	12	8608N	8613N
Caterpillar 3306		DR 35SI, J-180 Mt., (33SI Upgrade) 110 Amp, Std.	DR	140	12	8607N	8612N
Caterpillar 3306		DR 35SI, J-180 Mtg, 135 Amp, Repl. 33SI, Std.	DR	140	12	8607N	8612N
Caterpillar 3306		DR 35SI, Quad Mt., Repl.34SI, 135 Amp	DR	140	12	8608N	8613N
Caterpillar 3306		Leece Neville (Dual Mtg.) IR/EF, 145 Amp, longer SRE bearing .	LN	160	12	7613N	7613N-LC
Caterpillar 3306		Motorola, Dual Mtg., Int. Reg.	LN	160	12	8329N	

ALTERNATORS AND GENERATORS

ENGINE	YEAR	APPLICATION	Mfg	Amp	Volt	PART NO.	OPT. NO.
Ford (Cont'd)							
L8000 (Cont'd)							
Caterpillar 3306	1999-95	Opt. Serv. Repl., DR 24SI, J180 Mt., 160 Amp	DR	160	12	8718N	
Caterpillar 3306	1999-90	21SI Delco, 12V / 100 Amp, Std. SRE bearing	DR	130	12	8027N	7644N
Caterpillar 3306		Delco 21SI 115 Amp, 2V pulley, Std. SRE bearing	DR	130	12	8027N	7644N
Caterpillar 3306		Delco 21SI 115 Amp, 8S pulley, Std. SRE bearing	DR	130	12	8027N	7644N
Caterpillar 3306		Delco 21SI 130 Amp, longer SRE rotor bearing, w/l Term.	DR	130	12	8027N	7644N
Caterpillar 3306		Delco 21SI 145 Amp, Std. SRE bearing	DR	145-160	12	7644N	8076N
Caterpillar 3306		Delco 21SI, 65 Amp	DR	130	12	8027N	7644N
Caterpillar 3306	1999-88	Bosch Repl. Unit, 160 Amp, 3 Mounting Ears	BO	160	12	12490N	12715N
Caterpillar 3306		Bosch Repl. Unit, 200 Amp, 3 Mounting Ears	BO	200	12	12715N	
Caterpillar 3306		Leece Neville (J-180 Mtg.) IR/EF, 105 Amp, B+ 5/16	LN	130	12	7612N	7613N
Caterpillar 3306		Leece Neville (J-180 Mtg.) IR/EF, 130 Amp, B+ 5/16	LN	130	12	7612N	7613N
Caterpillar 3306		Leece Neville (J-180 Mtg.) IR/EF, 90 Amp, B+ 5/16	LN	130	12	7612N	7613N
Caterpillar 3306		Leece Neville LC Series, 160 Amp, stator activated, 239 mm Rotor OAL	LN	160	12	7613N-LC	
Caterpillar 3306		Leece Neville, IR/EF, 160 Amp, trio activated, (235mm rotor OAL)	LN	160	12	7613N	7613N-LC
Caterpillar 3306		Motorola, Dual Mtg., Int. Reg.	LN	160	12	8329N	
Caterpillar 3306	1989-88	30SI Delco, 90 Amp, w/o Transformer	DR	90	12	7262N	
Caterpillar 3306		30SI Delco, 90 Amp, w/Transformer	DR	90	12	7256N	
Caterpillar 3306		Ford (Blue Back) Alternator 75 Amp, ER/EF	FO	90	12	7712N	
Caterpillar 3306		Ford (Blue Back) Alternator 90 Amp, ER/EF	FO	90	12	7712N	
Caterpillar 3306		Ford 40-60 Amp, ER/EF	FO	65	12	7078N	
Caterpillar 3306		Ford Oversize Unit - 65 Amp, ER/EF	FO	90	12	7069	
Caterpillar 3306		Ford Oversize Unit - 90 Amp, ER/EF	FO	90	12	7069	
Caterpillar 3306	1989-82	Delco 25SI, 75 Amp	DR	75	12	7255N	8066N
Caterpillar 3406	1999-95	21SI Delco, 12V / 100 Amp, longer SRE bearing	DR	130	12	8027N	7644N
Caterpillar 3406		Delco 21SI 115 Amp, 2V pulley, longer SRE bearing	DR	130	12	8027N	7644N
Caterpillar 3406		Delco 21SI 130 Amp, longer SRE rotor bearing	DR	130	12	8027N	7644N
Caterpillar 3406		Delco 21SI 145 Amp, longer SRE bearing	DR	145-160	12	7644N	8076N
Caterpillar 3406		Delco 22SI 130 Amp	DR	130	12	8073N	8076N
Caterpillar 3406		Delco 22SI, 145 Amp	DR	145	12	8076N	7644N
Caterpillar 3406		Delco 25SI, 85 Amp	DR	85	12	8066N	
Caterpillar 3406		Delco 34SI, Quad Mt., 135 Amp	DR	135	12	8092N	8613N
Caterpillar 3406		DR 26SI, 85 Amp	DR	85	12	8066N	
Caterpillar 3406		DR 30SI, 105 Amp, w/R Pin, w/o Transformer	DR	105	12	7940N	
Caterpillar 3406		DR 33SI, J-180 Mt., #10 R Term., 135 Amp, Std.	DR	135	12	8083N	8612N
Caterpillar 3406		DR 33SI, J-180Mt., #10 R Term, 110 Amp, Std.	DR	110	12	8081N	8612N
Caterpillar 3406		DR 34SI Quad Mt., 110 Amp	DR	135	12	8092N	8613N
Caterpillar 3406		DR 35SI Quad Mt., Repl.34SI, #10 R Term, 110 Amp	DR	140	12	8608N	8613N
Caterpillar 3406		DR 35SI, J-180 Mt., (33SI Upgrade) 110 Amp, Std.	DR	140	12	8607N	8612N
Caterpillar 3406		DR 35SI, J-180 Mtg, 135 Amp, Repl. 33SI, Std.	DR	140	12	8607N	8612N
Caterpillar 3406		DR 35SI, Quad Mt., Repl.34SI, 135 Amp	DR	140	12	8608N	8613N
Caterpillar 3406		Leece Neville (Dual Mtg.) IR/EF, 145 Amp, longer SRE bearing .	LN	160	12	7613N	7613N-LC
Caterpillar 3406		Motorola, Dual Mtg., Int. Reg.	LN	160	12	8329N	
Caterpillar 3406		Opt. Serv. Repl., DR 24SI, J180 Mt., 160 Amp	DR	160	12	8718N	
Caterpillar 3406	1999-90	21SI Delco, 12V / 100 Amp, Std. SRE bearing	DR	130	12	8027N	7644N
Caterpillar 3406		Delco 21SI 115 Amp, 2V pulley, Std. SRE bearing	DR	130	12	8027N	7644N
Caterpillar 3406		Delco 21SI 115 Amp, 8S pulley, Std. SRE bearing	DR	130	12	8027N	7644N
Caterpillar 3406		Delco 21SI 130 Amp, longer SRE rotor bearing, w/l Term.	DR	130	12	8027N	7644N
Caterpillar 3406		Delco 21SI 145 Amp, Std. SRE bearing	DR	145-160	12	7644N	8076N
Caterpillar 3406		Delco 21SI, 65 Amp	DR	130	12	8027N	7644N
Caterpillar 3406	1999-82	Bosch Repl. Unit, 160 Amp, 3 Mounting Ears	BO	160	12	12490N	12715N
Caterpillar 3406		Bosch Repl. Unit, 200 Amp, 3 Mounting Ears	BO	200	12	12715N	
Caterpillar 3406		Leece Neville (J-180 Mtg.) IR/EF, 105 Amp, B+ 5/16	LN	130	12	7612N	7613N
Caterpillar 3406		Leece Neville (J-180 Mtg.) IR/EF, 130 Amp, B+ 5/16	LN	130	12	7612N	7613N
Caterpillar 3406		Leece Neville (J-180 Mtg.) IR/EF, 90 Amp, B+ 5/16	LN	130	12	7612N	7613N
Caterpillar 3406		Leece Neville LC Series, 160 Amp, stator activated, 239 mm Rotor OAL	LN	160	12	7613N-LC	
Caterpillar 3406		Leece Neville, IR/EF, 160 Amp, trio activated, (235mm rotor OAL)	LN	160	12	7613N	7613N-LC
Caterpillar 3406		Motorola, Dual Mtg., Int. Reg.	LN	160	12	8329N	
Caterpillar 3406	1989-82	30SI Delco, 90 Amp, w/o Transformer	DR	90	12	7262N	
Caterpillar 3406		30SI Delco, 90 Amp, w/Transformer	DR	90	12	7256N	
Caterpillar 3406		Delco 25SI, 75 Amp	DR	75	12	7255N	8066N
Caterpillar 3406		Ford (Blue Back) Alternator 75 Amp, ER/EF	FO	90	12	7712N	
Caterpillar 3406		Ford (Blue Back) Alternator 90 Amp, ER/EF	FO	90	12	7712N	

ALTERNATORS

ALTERNATORS AND GENERATORS

ENGINE	YEAR	APPLICATION	Mfg	Amp	Volt	PART NO.	OPT. NO.
Ford (Cont'd)							
L8000 (Cont'd)							
Caterpillar 3406	1989-82	Ford 40-60 Amp, ER/EF	FO	65	12	7078N	
Caterpillar 3406		Ford Oversize Unit - 65 Amp, ER/EF	FO	90	12	7069	
Caterpillar 3406		Ford Oversize Unit - 90 Amp, ER/EF	FO	90	12	7069	
Caterpillar C-10	1999-97	21SI Delco, 12V / 100 Amp, longer SRE bearing	DR	130	12	8027N	7644N
Caterpillar C-10		21SI Delco, 12V / 100 Amp, Std. SRE bearing	DR	130	12	8027N	7644N
Caterpillar C-10		Bosch Repl. Unit, 160 Amp, 3 Mounting Ears	BO	160	12	12490N	12715N
Caterpillar C-10		Bosch Repl. Unit, 200 Amp, 3 Mounting Ears	BO	200	12	12715N	
Caterpillar C-10		Delco 21SI 115 Amp, 2V pulley, longer SRE bearing	DR	130	12	8027N	7644N
Caterpillar C-10		Delco 21SI 115 Amp, 2V pulley, Std. SRE bearing	DR	130	12	8027N	7644N
Caterpillar C-10		Delco 21SI 115 Amp, 8S pulley, Std. SRE bearing	DR	130	12	8027N	7644N
Caterpillar C-10		Delco 21SI 130 Amp, longer SRE rotor bearing	DR	130	12	8027N	7644N
Caterpillar C-10		Delco 21SI 130 Amp, longer SRE rotor bearing, w/l Term.	DR	130	12	8027N	7644N
Caterpillar C-10		Delco 21SI 145 Amp, longer SRE bearing	DR	145-160	12	7644N	8076N
Caterpillar C-10		Delco 21SI 145 Amp, Std. SRE bearing	DR	145-160	12	7644N	8076N
Caterpillar C-10		Delco 21SI, 65 Amp	DR	130	12	8027N	7644N
Caterpillar C-10		Delco 22SI 130 Amp	DR	130	12	8073N	8076N
Caterpillar C-10		Delco 22SI, 145 Amp	DR	145	12	8076N	7644N
Caterpillar C-10		Delco 25SI, 85 Amp	DR	85	12	8066N	
Caterpillar C-10		Delco 34SI, Quad Mt., 135 Amp	DR	135	12	8092N	8613N
Caterpillar C-10		DR 26SI, 85 Amp	DR	85	12	8066N	
Caterpillar C-10		DR 30SI, 105 Amp, w/R Pin, w/o Transformer	DR	105	12	7940N	
Caterpillar C-10		DR 33SI, J-180 Mt., #10 R Term., 135 Amp, Std.	DR	135	12	8083N	8612N
Caterpillar C-10		DR 33SI, J-180Mt., #10 R Term, 110 Amp, Std.	DR	110	12	8081N	8612N
Caterpillar C-10		DR 34SI Quad Mt., 110 Amp	DR	135	12	8092N	8613N
Caterpillar C-10		DR 35SI Quad Mt., Repl.34SI, #10 R Term, 110 Amp	DR	140	12	8608N	8613N
Caterpillar C-10		DR 35SI, J-180 Mt., (33SI Upgrade) 110 Amp, Std.	DR	140	12	8607N	8612N
Caterpillar C-10		DR 35SI, J-180 Mtg, 135 Amp, Repl. 33SI, Std.	DR	140	12	8607N	8612N
Caterpillar C-10		DR 35SI, Quad Mt., Repl.34SI, 135 Amp	DR	140	12	8608N	8613N
Caterpillar C-10		Leece Neville (Dual Mtg.) IR/EF, 145 Amp, longer SRE bearing .	LN	160	12	7613N	7613N-LC
Caterpillar C-10		Leece Neville (J-180 Mtg.) IR/EF, 105 Amp, B+ 5/16	LN	130	12	7612N	7613N
Caterpillar C-10		Leece Neville (J-180 Mtg.) IR/EF, 130 Amp, B+ 5/16	LN	130	12	7612N	7613N
Caterpillar C-10		Leece Neville (J-180 Mtg.) IR/EF, 90 Amp, B+ 5/16	LN	130	12	7612N	7613N
Caterpillar C-10		Leece Neville LC Series, 160 Amp, stator activated, 239 mm Rotor OAL	LN	160	12	7613N-LC	
Caterpillar C-10		Leece Neville, IR/EF, 160 Amp, trio activated, (235mm rotor OAL)	LN	160	12	7613N	7613N-LC
Caterpillar C-10		Motorola, Dual Mtg., Int. Reg.	LN	160	12	8329N	
Caterpillar C-10		Opt. Serv. Repl., DR 24SI, J180 Mt., 160 Amp	DR	160	12	8718N	
Caterpillar C-12		21SI Delco, 12V / 100 Amp, longer SRE bearing	DR	130	12	8027N	7644N
Caterpillar C-12		21SI Delco, 12V / 100 Amp, Std. SRE bearing	DR	130	12	8027N	7644N
Caterpillar C-12		Bosch Repl. Unit, 160 Amp, 3 Mounting Ears	BO	160	12	12490N	12715N
Caterpillar C-12		Bosch Repl. Unit, 200 Amp, 3 Mounting Ears	BO	200	12	12715N	
Caterpillar C-12		Delco 21SI 115 Amp, 2V pulley, longer SRE bearing	DR	130	12	8027N	7644N
Caterpillar C-12		Delco 21SI 115 Amp, 2V pulley, Std. SRE bearing	DR	130	12	8027N	7644N
Caterpillar C-12		Delco 21SI 115 Amp, 8S pulley, Std. SRE bearing	DR	130	12	8027N	7644N
Caterpillar C-12		Delco 21SI 130 Amp, longer SRE rotor bearing	DR	130	12	8027N	7644N
Caterpillar C-12		Delco 21SI 130 Amp, longer SRE rotor bearing, w/l Term.	DR	130	12	8027N	7644N
Caterpillar C-12		Delco 21SI 145 Amp, longer SRE bearing	DR	145-160	12	7644N	8076N
Caterpillar C-12		Delco 21SI 145 Amp, Std. SRE bearing	DR	145-160	12	7644N	8076N
Caterpillar C-12		Delco 21SI, 65 Amp	DR	130	12	8027N	7644N
Caterpillar C-12		Delco 22SI 130 Amp	DR	130	12	8073N	8076N
Caterpillar C-12		Delco 22SI, 145 Amp	DR	145	12	8076N	7644N
Caterpillar C-12		Delco 25SI, 85 Amp	DR	85	12	8066N	
Caterpillar C-12		Delco 34SI, Quad Mt., 135 Amp	DR	135	12	8092N	8613N
Caterpillar C-12		DR 26SI, 85 Amp	DR	85	12	8066N	
Caterpillar C-12		DR 30SI, 105 Amp, w/R Pin, w/o Transformer	DR	105	12	7940N	
Caterpillar C-12		DR 33SI, J-180 Mt., #10 R Term., 135 Amp, Std.	DR	135	12	8083N	8612N
Caterpillar C-12		DR 33SI, J-180Mt., #10 R Term, 110 Amp, Std.	DR	110	12	8081N	8612N
Caterpillar C-12		DR 34SI Quad Mt., 110 Amp	DR	135	12	8092N	8613N
Caterpillar C-12		DR 35SI Quad Mt., Repl.34SI, #10 R Term, 110 Amp	DR	140	12	8608N	8613N
Caterpillar C-12		DR 35SI, J-180 Mt., (33SI Upgrade) 110 Amp, Std.	DR	140	12	8607N	8612N
Caterpillar C-12		DR 35SI, J-180 Mtg, 135 Amp, Repl. 33SI, Std.	DR	140	12	8607N	8612N
Caterpillar C-12		DR 35SI, Quad Mt., Repl.34SI, 135 Amp	DR	140	12	8608N	8613N
Caterpillar C-12		Leece Neville (Dual Mtg.) IR/EF, 145 Amp, longer SRE bearing .	LN	160	12	7613N	7613N-LC
Caterpillar C-12		Leece Neville (J-180 Mtg.) IR/EF, 105 Amp, B+ 5/16	LN	130	12	7612N	7613N
Caterpillar C-12		Leece Neville (J-180 Mtg.) IR/EF, 130 Amp, B+ 5/16	LN	130	12	7612N	7613N

ALTERNATORS AND GENERATORS

ENGINE	YEAR	APPLICATION	Mfg	Amp	Volt	PART NO.	OPT. NO.	
Ford (Cont'd)								
L8000 (Cont'd)								
Caterpillar C-12	1999-97	Leece Neville (J-180 Mtg.) IR/EF, 90 Amp, B+ 5/16	LN	130	12	7612N	7613N	
Caterpillar C-12		Leece Neville LC Series, 160 Amp, stator activated, 239 mm Rotor OAL	LN	160	12	7613N-LC		
Caterpillar C-12		Leece Neville, IR/EF, 160 Amp, trio activated, (235mm rotor OAL)	LN	160	12	7613N	7613N-LC	
Caterpillar C-12		Motorola, Dual Mtg., Int. Reg.	LN	160	12	8329N		
Caterpillar C-12		Opt. Serv. Repl., DR 24SI, J180 Mt., 160 Amp	DR	160	12	8718N		
Cummins (FD1060)	5.9L-359	1999-95	21SI Delco, 12V / 100 Amp, longer SRE bearing	DR	130	12	8027N	7644N
Cummins (FD1060)	5.9L-359							
Cummins (FD1060)	5.9L-359		Delco 21SI 115 Amp, 2V pulley, longer SRE bearing	DR	130	12	8027N	7644N
Cummins (FD1060)	5.9L-359		Delco 21SI 130 Amp, longer SRE rotor bearing	DR	130	12	8027N	7644N
Cummins (FD1060)	5.9L-359		Delco 22SI 130 Amp	DR	130	12	8073N	8076N
Cummins (FD1060)	5.9L-359		Delco 22SI, 145 Amp	DR	145	12	8076N	7644N
Cummins (FD1060)	5.9L-359		Delco 25SI, 85 Amp	DR	85	12	8066N	
Cummins (FD1060)	5.9L-359		Delco 34SI, Quad Mt., 135 Amp	DR	135	12	8092N	8613N
Cummins (FD1060)	5.9L-359		DR 26SI, 85 Amp	DR	85	12	8066N	
Cummins (FD1060)	5.9L-359		DR 30SI, 105 Amp, w/R Pin, w/o Transformer	DR	105	12	7940N	
Cummins (FD1060)	5.9L-359		DR 33SI, J-180 Mt., #10 R Term., 135 Amp, Std.	DR	135	12	8083N	8612N
Cummins (FD1060)	5.9L-359		DR 33SI, J-180Mt., #10 R Term, 110 Amp, Std.	DR	110	12	8081N	8612N
Cummins (FD1060)	5.9L-359		DR 34SI Quad Mt., 110 Amp	DR	135	12	8092N	8613N
Cummins (FD1060)	5.9L-359		DR 35SI Quad Mt., Repl.34SI, #10 R Term, 110 Amp	DR	140	12	8608N	8613N
Cummins (FD1060)	5.9L-359		DR 35SI, J-180 Mt., (33SI Upgrade) 110 Amp, Std.	DR	140	12	8607N	8612N
Cummins (FD1060)	5.9L-359		DR 35SI, J-180 Mtg, 135 Amp, Repl. 33SI, Std.	DR	140	12	8607N	8612N
Cummins (FD1060)	5.9L-359		DR 35SI, Quad Mt., Repl.34SI, 135 Amp	DR	140	12	8608N	8613N
Cummins (FD1060)	5.9L-359		Ford 3G, 115 Amp, 2V pulley, str. mount, 3:00 Plug Position	FO	115	12	7778-3N	
Cummins (FD1060)	5.9L-359		Ford 3G, 115 Amp, 2V, str. Mount, 11:00 Plug Position	FO	95	12	7749-11N	
Cummins (FD1060)	5.9L-359		Ford 3G, 115 Amp, w/o pulley, str. mount, 3:00 plug position	FO	115	12	7778-3N-0G	
Cummins (FD1060)	5.9L-359		Leece Neville (Dual Mtg.) IR/EF, 145 Amp, longer SRE bearing .	LN	160	12	7613N	7613N-LC
Cummins (FD1060)	5.9L-359		Motorola, Dual Mtg., Int. Reg.	LN	160	12	8329N	
Cummins (FD1060)	5.9L-359		Opt. Serv. Repl., DR 24SI, J180 Mt., 160 Amp	DR	160	12	8718N	
Cummins (FD1060)	5.9L-359	1999-92	21SI Delco, 12V / 100 Amp, Std. SRE bearing	DR	130	12	8027N	7644N
Cummins (FD1060)	5.9L-359							
Cummins (FD1060)	5.9L-359		Bosch Repl. Unit, 160 Amp, 3 Mounting Ears	BO	160	12	12490N	12715N
Cummins (FD1060)	5.9L-359		Bosch Repl. Unit, 200 Amp, 3 Mounting Ears	BO	200	12	12715N	
Cummins (FD1060)	5.9L-359		Delco 21SI 115 Amp, 2V pulley, Std. SRE bearing	DR	130	12	8027N	7644N
Cummins (FD1060)	5.9L-359		Delco 21SI 115 Amp, 8S pulley, Std. SRE bearing	DR	130	12	8027N	7644N
Cummins (FD1060)	5.9L-359		Delco 21SI 130 Amp, longer SRE rotor bearing, w/l Term.	DR	130	12	8027N	7644N
Cummins (FD1060)	5.9L-359		Delco 21SI 145 Amp, Std. SRE bearing	DR	145-160	12	7644N	8076N

ALTERNATORS

ALTERNATORS AND GENERATORS

ENGINE	YEAR	APPLICATION	Mfg	Amp	Volt	PART NO.	OPT. NO.
Ford (Cont'd)							
L8000 (Cont'd)							
Cummins (FD1060)	5.9L-359	Delco 21SI, 65 Amp	DR	130	12	8027N	7644N
Cummins (FD1060)	5.9L-359	Ford 3G (Larger Frt. Brg.) str. mount, 95 Amp, 8S pulley	FO	95	12	7785N	
Cummins (FD1060)	5.9L-359	Ford 3G (Std.) 95 Amp, str. mount, w/o pulley	FO	95	12	7749-3N-0G	
Cummins (FD1060)	5.9L-359	Ford 3G (Std.) 95 Amp, str. mount, 2V pulley	FO	95	12	7749-3N-2G	
Cummins (FD1060)	5.9L-359	Leece Neville (J-180 Mtg.) IR/EF, 105 Amp, B+ 5/16	LN	130	12	7612N	7613N
Cummins (FD1060)	5.9L-359	Leece Neville (J-180 Mtg.) IR/EF, 130 Amp, B+ 5/16	LN	130	12	7612N	7613N
Cummins (FD1060)	5.9L-359	Leece Neville (J-180 Mtg.) IR/EF, 90 Amp, B+ 5/16	LN	130	12	7612N	7613N
Cummins (FD1060)	5.9L-359	Leece Neville LC Series, 160 Amp, stator activated, 239 mm Rotor OAL	LN	160	12	7613N-LC	
Cummins (FD1060)	5.9L-359	Leece Neville, IR/EF, 160 Amp, trio activated, (235mm rotor OAL)	LN	160	12	7613N	7613N-LC
Cummins (FD1060)	5.9L-359	Motorola, Dual Mtg., Int. Reg.	LN	160	12	8329N	
Cummins (FD1060)	1999	Delco 21SI 145 Amp, longer SRE bearing	DR	145-160	12	7644N	8076N
Cummins (FD1460)	1999-95	21SI Delco, 12V / 100 Amp, longer SRE bearing	DR	130	12	8027N	7644N
Cummins (FD1460)	8.3L-504	Delco 21SI 115 Amp, 2V pulley, longer SRE bearing	DR	130	12	8027N	7644N
Cummins (FD1460)	8.3L-504	Delco 21SI 130 Amp, longer SRE rotor bearing	DR	130	12	8027N	7644N
Cummins (FD1460)	8.3L-504	Delco 22SI 130 Amp	DR	130	12	8073N	8076N
Cummins (FD1460)	8.3L-504	Delco 22SI, 145 Amp	DR	145	12	8076N	7644N
Cummins (FD1460)	8.3L-504	Delco 25SI, 85 Amp	DR	85	12	8066N	
Cummins (FD1460)	8.3L-504	Delco 34SI, Quad Mt., 135 Amp	DR	135	12	8092N	8613N
Cummins (FD1460)	8.3L-504	DR 26SI, 85 Amp	DR	85	12	8066N	
Cummins (FD1460)	8.3L-504	DR 30SI, 105 Amp, w/R Pin, w/o Transformer	DR	105	12	7940N	
Cummins (FD1460)	8.3L-504	DR 33SI, J-180 Mt., #10 R Term., 135 Amp, Std.	DR	135	12	8083N	8612N
Cummins (FD1460)	8.3L-504	DR 33SI, J-180Mt., #10 R Term, 110 Amp, Std.	DR	110	12	8081N	8612N
Cummins (FD1460)	8.3L-504	DR 34SI Quad Mt., 110 Amp	DR	135	12	8092N	8613N
Cummins (FD1460)	8.3L-504	DR 35SI Quad Mt., Repl.34SI, #10 R Term, 110 Amp	DR	140	12	8608N	8613N
Cummins (FD1460)	8.3L-504	DR 35SI, J-180 Mt., (33SI Upgrade) 110 Amp, Std.	DR	140	12	8607N	8612N
Cummins (FD1460)	8.3L-504	DR 35SI, J-180 Mtg, 135 Amp, Repl. 33SI, Std.	DR	140	12	8607N	8612N
Cummins (FD1460)	8.3L-504	DR 35SI, Quad Mt., Repl.34SI, 135 Amp	DR	140	12	8608N	8613N
Cummins (FD1460)	8.3L-504	Ford 3G, 115 Amp, 2V pulley, str. mount, 3:00 Plug Position	FO	115	12	7778-3N	
Cummins (FD1460)	8.3L-504	Ford 3G, 115 Amp, 2V, str. Mount, 11:00 Plug Position	FO	95	12	7749-11N	
Cummins (FD1460)	8.3L-504	Ford 3G, 115 Amp, w/o pulley, str. mount, 3:00 plug position	FO	115	12	7778-3N-0G	
Cummins (FD1460)	8.3L-504	Leece Neville (Dual Mtg.) IR/EF, 145 Amp, longer SRE bearing	LN	160	12	7613N	7613N-LC
Cummins (FD1460)	8.3L-504	Motorola, Dual Mtg., Int. Reg.	LN	160	12	8329N	

ALTERNATORS AND GENERATORS

ENGINE	YEAR	APPLICATION	Mfg	Amp	Volt	PART NO.	OPT. NO.
Ford (Cont'd)							
L8000 (Cont'd)							
Cummins (FD1460)	8.3L-504	Opt. Serv. Repl., DR 24SI, J180 Mt., 160 Amp	DR	160	12	8718N	
Cummins (FD1460)	8.3L-504	21SI Delco, 12V / 100 Amp, Std. SRE bearing	DR	130	12	8027N	7644N
Cummins (FD1460)	8.3L-504	Bosch Repl. Unit, 160 Amp, 3 Mounting Ears	BO	160	12	12490N	12715N
Cummins (FD1460)	8.3L-504	Bosch Repl. Unit, 200 Amp, 3 Mounting Ears	BO	200	12	12715N	
Cummins (FD1460)	8.3L-504	Delco 21SI 115 Amp, 2V pulley, Std. SRE bearing	DR	130	12	8027N	7644N
Cummins (FD1460)	8.3L-504	Delco 21SI 115 Amp, 8S pulley, Std. SRE bearing	DR	130	12	8027N	7644N
Cummins (FD1460)	8.3L-504	Delco 21SI 130 Amp, longer SRE rotor bearing, w/l Term.	DR	130	12	8027N	7644N
Cummins (FD1460)	8.3L-504	Delco 21SI 145 Amp, Std. SRE bearing	DR	145-160	12	7644N	8076N
Cummins (FD1460)	8.3L-504	Delco 21SI, 65 Amp	DR	130	12	8027N	7644N
Cummins (FD1460)	8.3L-504	Ford 3G (Larger Frt. Brg.) str. mount, 95 Amp, 8S pulley	FO	95	12	7785N	
Cummins (FD1460)	8.3L-504	Ford 3G (Std.) 95 Amp, str. mount, w/o pulley	FO	95	12	7749-3N-0G	
Cummins (FD1460)	8.3L-504	Ford 3G (Std.) 95 Amp, str. mount, 2V pulley	FO	95	12	7749-3N-2G	
Cummins (FD1460)	8.3L-504	Leece Neville (J-180 Mtg.) IR/EF, 105 Amp, B+ 5/16	LN	130	12	7612N	7613N
Cummins (FD1460)	8.3L-504	Leece Neville (J-180 Mtg.) IR/EF, 130 Amp, B+ 5/16	LN	130	12	7612N	7613N
Cummins (FD1460)	8.3L-504	Leece Neville (J-180 Mtg.) IR/EF, 90 Amp, B+ 5/16	LN	130	12	7612N	7613N
Cummins (FD1460)	8.3L-504	Leece Neville LC Series, 160 Amp, stator activated, 239 mm Rotor OAL	LN	160	12	7613N-LC	
Cummins (FD1460)	8.3L-504	Leece Neville, IR/EF, 160 Amp, trio activated, (235mm rotor OAL)	LN	160	12	7613N	7613N-LC
Cummins (FD1460)	8.3L-504	Motorola, Dual Mtg., Int. Reg.	LN	160	12	8329N	
Cummins (FD1460)	8.3L-504	Delco 21SI 145 Amp, longer SRE bearing	DR	145-160	12	7644N	8076N
Cummins 855 (NHC, NTC)	1999	21SI Delco, 12V / 100 Amp, Std. SRE bearing	DR	130	12	8027N	7644N
Cummins 855 (NHC, NTC)	1992-90	Delco 21SI 115 Amp, 2V pulley, Std. SRE bearing	DR	130	12	8027N	7644N
Cummins 855 (NHC, NTC)		Delco 21SI 115 Amp, 8S pulley, Std. SRE bearing	DR	130	12	8027N	7644N
Cummins 855 (NHC, NTC)		Delco 21SI 130 Amp, longer SRE rotor bearing, w/l Term.	DR	130	12	8027N	7644N
Cummins 855 (NHC, NTC)		Delco 21SI 145 Amp, Std. SRE bearing	DR	145-160	12	7644N	8076N
Cummins 855 (NHC, NTC)		Delco 21SI, 65 Amp	DR	130	12	8027N	7644N
Cummins 855 (NHC, NTC)	1992-82	Bosch Repl. Unit, 160 Amp, 3 Mounting Ears	BO	160	12	12490N	12715N
Cummins 855 (NHC, NTC)		Bosch Repl. Unit, 200 Amp, 3 Mounting Ears	BO	200	12	12715N	
Cummins 855 (NHC, NTC)		Leece Neville (J-180 Mtg.) IR/EF, 105 Amp, B+ 5/16	LN	130	12	7612N	7613N
Cummins 855 (NHC, NTC)		Leece Neville (J-180 Mtg.) IR/EF, 130 Amp, B+ 5/16	LN	130	12	7612N	7613N
Cummins 855 (NHC, NTC)		Leece Neville (J-180 Mtg.) IR/EF, 90 Amp, B+ 5/16	LN	130	12	7612N	7613N
Cummins 855 (NHC, NTC)		Leece Neville LC Series, 160 Amp, stator activated, 239 mm Rotor OAL	LN	160	12	7613N-LC	
Cummins 855 (NHC, NTC)		Leece Neville, IR/EF, 160 Amp, trio activated, (235mm rotor OAL)	LN	160	12	7613N	7613N-LC
Cummins 855 (NHC, NTC)		Motorola, Dual Mtg., Int. Reg.	LN	160	12	8329N	
Cummins 855 (NHC, NTC)	1989-82	30SI Delco, 90 Amp, w/o Transformer	DR	90	12	7262N	
Cummins 855 (NHC, NTC)		30SI Delco, 90 Amp, w/Transformer	DR	90	12	7256N	
Cummins 855 (NHC, NTC)		Delco 25SI, 75 Amp	DR	75	12	7255N	8066N
Cummins 855 (NHC, NTC)		Ford (Blue Back) Alternator 75 Amp, ER/EF	FO	90	12	7712N	
Cummins 855 (NHC, NTC)		Ford (Blue Back) Alternator 90 Amp, ER/EF	FO	90	12	7712N	
Cummins 855 (NHC, NTC)		Ford 40-60 Amp, ER/EF	FO	65	12	7078N	
Cummins 855 (NHC, NTC)		Ford Oversize Unit - 65 Amp, ER/EF	FO	90	12	7069	
Cummins 855 (NHC, NTC)		Ford Oversize Unit - 90 Amp, ER/EF	FO	90	12	7069	
Cummins KT-1150	1984-82	30SI Delco, 90 Amp, w/o Transformer	DR	90	12	7262N	
Cummins KT-1150		30SI Delco, 90 Amp, w/Transformer	DR	90	12	7256N	

ALTERNATORS

ALTERNATORS AND GENERATORS

ENGINE	YEAR	APPLICATION	Mfg	Amp	Volt	PART NO.	OPT. NO.	
Ford (Cont'd)								
L8000 (Cont'd)								
Cummins KT-1150	1984-82	Bosch Repl. Unit, 160 Amp, 3 Mounting Ears	BO	160	12	12490N	12715N	
Cummins KT-1150		Bosch Repl. Unit, 200 Amp, 3 Mounting Ears	BO	200	12	12715N		
Cummins KT-1150		Delco 25SI, 75 Amp	DR	75	12	7255N	8066N	
Cummins KT-1150		Ford (Blue Back) Alternator 75 Amp, ER/EF	FO	90	12	7712N		
Cummins KT-1150		Ford (Blue Back) Alternator 90 Amp, ER/EF	FO	90	12	7712N		
Cummins KT-1150		Ford 40-60 Amp, ER/EF	FO	65	12	7078N		
Cummins KT-1150		Ford Oversize Unit - 65 Amp, ER/EF	FO	90	12	7069		
Cummins KT-1150		Ford Oversize Unit - 90 Amp, ER/EF	FO	90	12	7069		
Cummins KT-1150		Leece Neville (J-180 Mtg.) IR/EF, 105 Amp, B+ 5/16	LN	130	12	7612N	7613N	
Cummins KT-1150		Leece Neville (J-180 Mtg.) IR/EF, 130 Amp, B+ 5/16	LN	130	12	7612N	7613N	
Cummins KT-1150		Leece Neville (J-180 Mtg.) IR/EF, 90 Amp, B+ 5/16	LN	130	12	7612N	7613N	
Cummins KT-1150		Leece Neville LC Series, 160 Amp, stator activated, 239 mm Rotor OAL	LN	160	12	7613N-LC		
Cummins KT-1150		Leece Neville, IR/EF, 160 Amp, trio activated, (235mm rotor OAL)	LN	160	12	7613N	7613N-LC	
Cummins KT-1150		Motorola, Dual Mtg., Int. Reg.	LN	160	12	8329N		
Cummins L-10	1999-95	21SI Delco, 12V / 100 Amp, longer SRE bearing	DR	130	12	8027N	7644N	
Cummins L-10		Delco 21SI 115 Amp, 2V pulley, longer SRE bearing	DR	130	12	8027N	7644N	
Cummins L-10		Delco 21SI 130 Amp, longer SRE rotor bearing	DR	130	12	8027N	7644N	
Cummins L-10		Delco 21SI 145 Amp, longer SRE bearing	DR	145-160	12	7644N	8076N	
Cummins L-10		Delco 22SI 130 Amp	DR	130	12	8073N	8076N	
Cummins L-10		Delco 22SI, 145 Amp	DR	145	12	8076N	7644N	
Cummins L-10		Delco 25SI, 85 Amp	DR	85	12	8066N		
Cummins L-10		Delco 34SI, Quad Mt., 135 Amp	DR	135	12	8092N	8613N	
Cummins L-10		DR 26SI, 85 Amp	DR	85	12	8066N		
Cummins L-10		DR 30SI, 105 Amp, w/R Pin, w/o Transformer	DR	105	12	7940N		
Cummins L-10		DR 33SI, J-180 Mt., #10 R Term., 135 Amp, Std.	DR	135	12	8083N	8612N	
Cummins L-10		DR 33SI, J-180Mt., #10 R Term, 110 Amp, Std.	DR	110	12	8081N	8612N	
Cummins L-10		DR 34SI Quad Mt., 110 Amp	DR	135	12	8092N	8613N	
Cummins L-10		DR 35SI Quad Mt., Repl.34SI, #10 R Term, 110 Amp	DR	140	12	8608N	8613N	
Cummins L-10		DR 35SI, J-180 Mt., (33SI Upgrade) 110 Amp, Std.	DR	140	12	8607N	8612N	
Cummins L-10		DR 35SI, J-180 Mtg, 135 Amp, Repl. 33SI, Std.	DR	140	12	8607N	8612N	
Cummins L-10		DR 35SI, Quad Mt., Repl.34SI, 135 Amp	DR	140	12	8608N	8613N	
Cummins L-10		Leece Neville (Dual Mtg.) IR/EF, 145 Amp, longer SRE bearing .	LN	160	12	7613N	7613N-LC	
Cummins L-10		Motorola, Dual Mtg., Int. Reg.	LN	160	12	8329N		
Cummins L-10		Opt. Serv. Repl., DR 24SI, J180 Mt., 160 Amp	DR	160	12	8718N		
Cummins L-10		1999-90	21SI Delco, 12V / 100 Amp, Std. SRE bearing	DR	130	12	8027N	7644N
Cummins L-10			Delco 21SI 115 Amp, 2V pulley, Std. SRE bearing	DR	130	12	8027N	7644N
Cummins L-10			Delco 21SI 115 Amp, 8S pulley, Std. SRE bearing	DR	130	12	8027N	7644N
Cummins L-10			Delco 21SI 130 Amp, longer SRE rotor bearing, w/l Term.	DR	130	12	8027N	7644N
Cummins L-10	Delco 21SI 145 Amp, Std. SRE bearing	DR	145-160	12	7644N	8076N		
Cummins L-10	Delco 21SI, 65 Amp	DR	130	12	8027N	7644N		
Cummins L-10	1999-82	Bosch Repl. Unit, 160 Amp, 3 Mounting Ears	BO	160	12	12490N	12715N	
Cummins L-10		Bosch Repl. Unit, 200 Amp, 3 Mounting Ears	BO	200	12	12715N		
Cummins L-10		Leece Neville (J-180 Mtg.) IR/EF, 105 Amp, B+ 5/16	LN	130	12	7612N	7613N	
Cummins L-10		Leece Neville (J-180 Mtg.) IR/EF, 130 Amp, B+ 5/16	LN	130	12	7612N	7613N	
Cummins L-10		Leece Neville (J-180 Mtg.) IR/EF, 90 Amp, B+ 5/16	LN	130	12	7612N	7613N	
Cummins L-10		Leece Neville LC Series, 160 Amp, stator activated, 239 mm Rotor OAL	LN	160	12	7613N-LC		
Cummins L-10		Leece Neville, IR/EF, 160 Amp, trio activated, (235mm rotor OAL)	LN	160	12	7613N	7613N-LC	
Cummins L-10	Motorola, Dual Mtg., Int. Reg.	LN	160	12	8329N			
Cummins L-10	1989-82	30SI Delco, 90 Amp, w/o Transformer	DR	90	12	7262N		
Cummins L-10		30SI Delco, 90 Amp, w/Transformer	DR	90	12	7256N		
Cummins L-10		Delco 25SI, 75 Amp	DR	75	12	7255N	8066N	
Cummins L-10		Ford (Blue Back) Alternator 75 Amp, ER/EF	FO	90	12	7712N		
Cummins L-10		Ford (Blue Back) Alternator 90 Amp, ER/EF	FO	90	12	7712N		
Cummins L-10		Ford 40-60 Amp, ER/EF	FO	65	12	7078N		
Cummins L-10		Ford Oversize Unit - 65 Amp, ER/EF	FO	90	12	7069		
Cummins L-10		Ford Oversize Unit - 90 Amp, ER/EF	FO	90	12	7069		
Cummins M11		1999-95	21SI Delco, 12V / 100 Amp, longer SRE bearing	DR	130	12	8027N	7644N
Cummins M11			Delco 21SI 115 Amp, 2V pulley, longer SRE bearing	DR	130	12	8027N	7644N
Cummins M11	Delco 21SI 130 Amp, longer SRE rotor bearing		DR	130	12	8027N	7644N	
Cummins M11	Delco 21SI 145 Amp, longer SRE bearing		DR	145-160	12	7644N	8076N	
Cummins M11	Delco 22SI 130 Amp		DR	130	12	8073N	8076N	
Cummins M11	Delco 22SI, 145 Amp		DR	145	12	8076N	7644N	

ALTERNATORS AND GENERATORS

ENGINE	YEAR	APPLICATION	Mfg	Amp	Volt	PART NO.	OPT. NO.
Ford (Cont'd)							
L8000 (Cont'd)							
Cummins M11	1999-95	Delco 25SI, 85 Amp	DR	85	12	8066N	
Cummins M11		Delco 34SI, Quad Mt., 135 Amp	DR	135	12	8092N	8613N
Cummins M11		DR 26SI, 85 Amp	DR	85	12	8066N	
Cummins M11		DR 30SI, 105 Amp, w/R Pin, w/o Transformer	DR	105	12	7940N	
Cummins M11		DR 33SI, J-180 Mt., #10 R Term., 135 Amp, Std.	DR	135	12	8083N	8612N
Cummins M11		DR 33SI, J-180Mt., #10 R Term, 110 Amp, Std.	DR	110	12	8081N	8612N
Cummins M11		DR 34SI Quad Mt., 110 Amp	DR	135	12	8092N	8613N
Cummins M11		DR 35SI Quad Mt., Repl.34SI, #10 R Term, 110 Amp	DR	140	12	8608N	8613N
Cummins M11		DR 35SI, J-180 Mt., (33SI Upgrade) 110 Amp, Std.	DR	140	12	8607N	8612N
Cummins M11		DR 35SI, J-180 Mtg, 135 Amp, Repl. 33SI, Std.	DR	140	12	8607N	8612N
Cummins M11		DR 35SI, Quad Mt., Repl.34SI, 135 Amp	DR	140	12	8608N	8613N
Cummins M11		Leece Neville (Dual Mtg.) IR/EF, 145 Amp, longer SRE bearing .	LN	160	12	7613N	7613N-LC
Cummins M11		Motorola, Dual Mtg., Int. Reg.	LN	160	12	8329N	
Cummins M11		Opt. Serv. Repl., DR 24SI, J180 Mt., 160 Amp	DR	160	12	8718N	
Cummins M11	1999-90	21SI Delco, 12V / 100 Amp, Std. SRE bearing	DR	130	12	8027N	7644N
Cummins M11		Bosch Repl. Unit, 160 Amp, 3 Mounting Ears	BO	160	12	12490N	12715N
Cummins M11		Bosch Repl. Unit, 200 Amp, 3 Mounting Ears	BO	200	12	12715N	
Cummins M11		Delco 21SI 115 Amp, 2V pulley, Std. SRE bearing	DR	130	12	8027N	7644N
Cummins M11		Delco 21SI 115 Amp, 8S pulley, Std. SRE bearing	DR	130	12	8027N	7644N
Cummins M11		Delco 21SI 130 Amp, longer SRE rotor bearing, w/l Term.	DR	130	12	8027N	7644N
Cummins M11		Delco 21SI 145 Amp, Std. SRE bearing	DR	145-160	12	7644N	8076N
Cummins M11		Delco 21SI, 65 Amp	DR	130	12	8027N	7644N
Cummins M11		Leece Neville (J-180 Mtg.) IR/EF, 105 Amp, B+ 5/16	LN	130	12	7612N	7613N
Cummins M11		Leece Neville (J-180 Mtg.) IR/EF, 130 Amp, B+ 5/16	LN	130	12	7612N	7613N
Cummins M11		Leece Neville (J-180 Mtg.) IR/EF, 90 Amp, B+ 5/16	LN	130	12	7612N	7613N
Cummins M11		Leece Neville LC Series, 160 Amp, stator activated, 239 mm Rotor OAL	LN	160	12	7613N-LC	
Cummins M11		Leece Neville, IR/EF, 160 Amp, trio activated, (235mm rotor OAL)	LN	160	12	7613N	7613N-LC
Cummins M11		Motorola, Dual Mtg., Int. Reg.	LN	160	12	8329N	
Cummins N14	1999-95	21SI Delco, 12V / 100 Amp, longer SRE bearing	DR	130	12	8027N	7644N
Cummins N14		Delco 21SI 115 Amp, 2V pulley, longer SRE bearing	DR	130	12	8027N	7644N
Cummins N14		Delco 21SI 130 Amp, longer SRE rotor bearing	DR	130	12	8027N	7644N
Cummins N14		Delco 21SI 145 Amp, longer SRE bearing	DR	145-160	12	7644N	8076N
Cummins N14		Delco 22SI 130 Amp	DR	130	12	8073N	8076N
Cummins N14		Delco 22SI, 145 Amp	DR	145	12	8076N	7644N
Cummins N14		Delco 25SI, 85 Amp	DR	85	12	8066N	
Cummins N14		Delco 34SI, Quad Mt., 135 Amp	DR	135	12	8092N	8613N
Cummins N14		DR 26SI, 85 Amp	DR	85	12	8066N	
Cummins N14		DR 30SI, 105 Amp, w/R Pin, w/o Transformer	DR	105	12	7940N	
Cummins N14		DR 33SI, J-180 Mt., #10 R Term., 135 Amp, Std.	DR	135	12	8083N	8612N
Cummins N14		DR 33SI, J-180Mt., #10 R Term, 110 Amp, Std.	DR	110	12	8081N	8612N
Cummins N14		DR 34SI Quad Mt., 110 Amp	DR	135	12	8092N	8613N
Cummins N14		DR 35SI Quad Mt., Repl.34SI, #10 R Term, 110 Amp	DR	140	12	8608N	8613N
Cummins N14		DR 35SI, J-180 Mt., (33SI Upgrade) 110 Amp, Std.	DR	140	12	8607N	8612N
Cummins N14		DR 35SI, J-180 Mtg, 135 Amp, Repl. 33SI, Std.	DR	140	12	8607N	8612N
Cummins N14		DR 35SI, Quad Mt., Repl.34SI, 135 Amp	DR	140	12	8608N	8613N
Cummins N14		Leece Neville (Dual Mtg.) IR/EF, 145 Amp, longer SRE bearing .	LN	160	12	7613N	7613N-LC
Cummins N14		Motorola, Dual Mtg., Int. Reg.	LN	160	12	8329N	
Cummins N14		Opt. Serv. Repl., DR 24SI, J180 Mt., 160 Amp	DR	160	12	8718N	
Cummins N14	1999-90	21SI Delco, 12V / 100 Amp, Std. SRE bearing	DR	130	12	8027N	7644N
Cummins N14		Bosch Repl. Unit, 160 Amp, 3 Mounting Ears	BO	160	12	12490N	12715N
Cummins N14		Bosch Repl. Unit, 200 Amp, 3 Mounting Ears	BO	200	12	12715N	
Cummins N14		Delco 21SI 115 Amp, 2V pulley, Std. SRE bearing	DR	130	12	8027N	7644N
Cummins N14		Delco 21SI 115 Amp, 8S pulley, Std. SRE bearing	DR	130	12	8027N	7644N
Cummins N14		Delco 21SI 130 Amp, longer SRE rotor bearing, w/l Term.	DR	130	12	8027N	7644N
Cummins N14		Delco 21SI 145 Amp, Std. SRE bearing	DR	145-160	12	7644N	8076N
Cummins N14		Delco 21SI, 65 Amp	DR	130	12	8027N	7644N
Cummins N14		Leece Neville (J-180 Mtg.) IR/EF, 105 Amp, B+ 5/16	LN	130	12	7612N	7613N
Cummins N14		Leece Neville (J-180 Mtg.) IR/EF, 130 Amp, B+ 5/16	LN	130	12	7612N	7613N
Cummins N14		Leece Neville (J-180 Mtg.) IR/EF, 90 Amp, B+ 5/16	LN	130	12	7612N	7613N
Cummins N14		Leece Neville LC Series, 160 Amp, stator activated, 239 mm Rotor OAL	LN	160	12	7613N-LC	
Cummins N14		Leece Neville, IR/EF, 160 Amp, trio activated, (235mm rotor OAL)	LN	160	12	7613N	7613N-LC
Cummins N14		Motorola, Dual Mtg., Int. Reg.	LN	160	12	8329N	

ALTERNATORS

ALTERNATORS AND GENERATORS

ENGINE	YEAR	APPLICATION	Mfg	Amp	Volt	PART NO.	OPT. NO.
Ford (Cont'd)							
L8000 (Cont'd)							
DD 60 Series	1999-95	21SI Delco, 12V / 100 Amp, longer SRE bearing	DR	130	12	8027N	7644N
DD 60 Series		Delco 21SI 115 Amp, 2V pulley, longer SRE bearing	DR	130	12	8027N	7644N
DD 60 Series		Delco 21SI 130 Amp, longer SRE rotor bearing	DR	130	12	8027N	7644N
DD 60 Series		Delco 21SI 145 Amp, longer SRE bearing	DR	145-160	12	7644N	8076N
DD 60 Series		Delco 22SI 130 Amp	DR	130	12	8073N	8076N
DD 60 Series		Delco 22SI, 145 Amp	DR	145	12	8076N	7644N
DD 60 Series		Delco 25SI, 85 Amp	DR	85	12	8066N	
DD 60 Series		Delco 34SI, Quad Mt., 135 Amp	DR	135	12	8092N	8613N
DD 60 Series		DR 26SI, 85 Amp	DR	85	12	8066N	
DD 60 Series		DR 30SI, 105 Amp, w/R Pin, w/o Transformer	DR	105	12	7940N	
DD 60 Series		DR 33SI, J-180 Mt., #10 R Term., 135 Amp, Std.	DR	135	12	8083N	8612N
DD 60 Series		DR 33SI, J-180Mt., #10 R Term, 110 Amp, Std.	DR	110	12	8081N	8612N
DD 60 Series		DR 34SI Quad Mt., 110 Amp	DR	135	12	8092N	8613N
DD 60 Series		DR 35SI Quad Mt., Repl.34SI, #10 R Term, 110 Amp	DR	140	12	8608N	8613N
DD 60 Series		DR 35SI, J-180 Mt., (33SI Upgrade) 110 Amp, Std.	DR	140	12	8607N	8612N
DD 60 Series		DR 35SI, J-180 Mtg, 135 Amp, Repl. 33SI, Std.	DR	140	12	8607N	8612N
DD 60 Series		DR 35SI, Quad Mt., Repl.34SI, 135 Amp	DR	140	12	8608N	8613N
DD 60 Series		Leece Neville (Dual Mtg.) IR/EF, 145 Amp, longer SRE bearing .	LN	160	12	7613N	7613N-LC
DD 60 Series		Motorola, Dual Mtg., Int. Reg.	LN	160	12	8329N	
DD 60 Series		Opt. Serv. Repl., DR 24SI, J180 Mt., 160 Amp	DR	160	12	8718N	
DD 60 Series	1999-90	21SI Delco, 12V / 100 Amp, Std. SRE bearing	DR	130	12	8027N	7644N
DD 60 Series		Bosch Repl. Unit, 160 Amp, 3 Mounting Ears	BO	160	12	12490N	12715N
DD 60 Series		Bosch Repl. Unit, 200 Amp, 3 Mounting Ears	BO	200	12	12715N	
DD 60 Series		Delco 21SI 115 Amp, 2V pulley, Std. SRE bearing	DR	130	12	8027N	7644N
DD 60 Series		Delco 21SI 115 Amp, 8S pulley, Std. SRE bearing	DR	130	12	8027N	7644N
DD 60 Series		Delco 21SI 130 Amp, longer SRE rotor bearing, w/l Term.	DR	130	12	8027N	7644N
DD 60 Series		Delco 21SI 145 Amp, Std. SRE bearing	DR	145-160	12	7644N	8076N
DD 60 Series		Delco 21SI, 65 Amp	DR	130	12	8027N	7644N
DD 60 Series		Leece Neville (J-180 Mtg.) IR/EF, 105 Amp, B+ 5/16	LN	130	12	7612N	7613N
DD 60 Series		Leece Neville (J-180 Mtg.) IR/EF, 130 Amp, B+ 5/16	LN	130	12	7612N	7613N
DD 60 Series		Leece Neville (J-180 Mtg.) IR/EF, 90 Amp, B+ 5/16	LN	130	12	7612N	7613N
DD 60 Series		Leece Neville LC Series, 160 Amp, stator activated, 239 mm Rotor OAL	LN	160	12	7613N-LC	
DD 60 Series		Leece Neville, IR/EF, 160 Amp, trio activated, (235mm rotor OAL)	LN	160	12	7613N	7613N-LC
DD 60 Series		Motorola, Dual Mtg., Int. Reg.	LN	160	12	8329N	
DD 6V-71	1988-82	30SI Delco, 90 Amp, w/o Transformer	DR	90	12	7262N	
DD 6V-71		30SI Delco, 90 Amp, w/Transformer	DR	90	12	7256N	
DD 6V-71		Bosch Repl. Unit, 160 Amp, 3 Mounting Ears	BO	160	12	12490N	12715N
DD 6V-71		Bosch Repl. Unit, 200 Amp, 3 Mounting Ears	BO	200	12	12715N	
DD 6V-71		Delco 25SI, 75 Amp	DR	75	12	7255N	8066N
DD 6V-71		Ford (Blue Back) Alternator 75 Amp, ER/EF	FO	90	12	7712N	
DD 6V-71		Ford (Blue Back) Alternator 90 Amp, ER/EF	FO	90	12	7712N	
DD 6V-71		Ford 40-60 Amp, ER/EF	FO	65	12	7078N	
DD 6V-71		Ford Oversize Unit - 65 Amp, ER/EF	FO	90	12	7069	
DD 6V-71		Ford Oversize Unit - 90 Amp, ER/EF	FO	90	12	7069	
DD 6V-71		Leece Neville (J-180 Mtg.) IR/EF, 105 Amp, B+ 5/16	LN	130	12	7612N	7613N
DD 6V-71		Leece Neville (J-180 Mtg.) IR/EF, 130 Amp, B+ 5/16	LN	130	12	7612N	7613N
DD 6V-71		Leece Neville (J-180 Mtg.) IR/EF, 90 Amp, B+ 5/16	LN	130	12	7612N	7613N
DD 6V-71		Leece Neville LC Series, 160 Amp, stator activated, 239 mm Rotor OAL	LN	160	12	7613N-LC	
DD 6V-71		Leece Neville, IR/EF, 160 Amp, trio activated, (235mm rotor OAL)	LN	160	12	7613N	7613N-LC
DD 6V-71		Motorola, Dual Mtg., Int. Reg.	LN	160	12	8329N	
DD 6V-92	1991-90	21SI Delco, 12V / 100 Amp, Std. SRE bearing	DR	130	12	8027N	7644N
DD 6V-92		Delco 21SI 115 Amp, 2V pulley, Std. SRE bearing	DR	130	12	8027N	7644N
DD 6V-92		Delco 21SI 115 Amp, 8S pulley, Std. SRE bearing	DR	130	12	8027N	7644N
DD 6V-92		Delco 21SI 130 Amp, longer SRE rotor bearing, w/l Term.	DR	130	12	8027N	7644N
DD 6V-92		Delco 21SI 145 Amp, Std. SRE bearing	DR	145-160	12	7644N	8076N
DD 6V-92		Delco 21SI, 65 Amp	DR	130	12	8027N	7644N
DD 6V-92	1991-82	Bosch Repl. Unit, 160 Amp, 3 Mounting Ears	BO	160	12	12490N	12715N
DD 6V-92		Bosch Repl. Unit, 200 Amp, 3 Mounting Ears	BO	200	12	12715N	
DD 6V-92		Leece Neville (J-180 Mtg.) IR/EF, 105 Amp, B+ 5/16	LN	130	12	7612N	7613N
DD 6V-92		Leece Neville (J-180 Mtg.) IR/EF, 130 Amp, B+ 5/16	LN	130	12	7612N	7613N
DD 6V-92		Leece Neville (J-180 Mtg.) IR/EF, 90 Amp, B+ 5/16	LN	130	12	7612N	7613N

ALTERNATORS

ALTERNATORS AND GENERATORS

ENGINE	YEAR	APPLICATION	Mfg	Amp	Volt	PART NO.	OPT. NO.
Ford (Cont'd)							
L8000 (Cont'd)							
DD 6V-92	1991-82	Leece Neville LC Series, 160 Amp, stator activated, 239 mm Rotor OAL	LN	160	12	7613N-LC	
DD 6V-92		Leece Neville, IR/EF, 160 Amp, trio activated, (235mm rotor OAL)	LN	160	12	7613N	7613N-LC
DD 6V-92		Motorola, Dual Mtg., Int. Reg.	LN	160	12	8329N	
DD 6V-92	1989-82	30SI Delco, 90 Amp, w/o Transformer	DR	90	12	7262N	
DD 6V-92		30SI Delco, 90 Amp, w/Transformer	DR	90	12	7256N	
DD 6V-92		Delco 25SI, 75 Amp	DR	75	12	7255N	8066N
DD 6V-92		Ford (Blue Back) Alternator 75 Amp, ER/EF	FO	90	12	7712N	
DD 6V-92		Ford (Blue Back) Alternator 90 Amp, ER/EF	FO	90	12	7712N	
DD 6V-92		Ford 40-60 Amp, ER/EF	FO	65	12	7078N	
DD 6V-92		Ford Oversize Unit - 65 Amp, ER/EF	FO	90	12	7069	
DD 6V-92		Ford Oversize Unit - 90 Amp, ER/EF	FO	90	12	7069	
DD 8V-71	1990-82	30SI Delco, 90 Amp, w/o Transformer	DR	90	12	7262N	
DD 8V-71		30SI Delco, 90 Amp, w/Transformer	DR	90	12	7256N	
DD 8V-71		Bosch Repl. Unit, 160 Amp, 3 Mounting Ears	BO	160	12	12490N	12715N
DD 8V-71		Bosch Repl. Unit, 200 Amp, 3 Mounting Ears	BO	200	12	12715N	
DD 8V-71		Delco 25SI, 75 Amp	DR	75	12	7255N	8066N
DD 8V-71		Ford (Blue Back) Alternator 75 Amp, ER/EF	FO	90	12	7712N	
DD 8V-71		Ford (Blue Back) Alternator 90 Amp, ER/EF	FO	90	12	7712N	
DD 8V-71		Ford 40-60 Amp, ER/EF	FO	65	12	7078N	
DD 8V-71		Ford Oversize Unit - 65 Amp, ER/EF	FO	90	12	7069	
DD 8V-71		Ford Oversize Unit - 90 Amp, ER/EF	FO	90	12	7069	
DD 8V-71		Leece Neville (J-180 Mtg.) IR/EF, 105 Amp, B+ 5/16	LN	130	12	7612N	7613N
DD 8V-71		Leece Neville (J-180 Mtg.) IR/EF, 130 Amp, B+ 5/16	LN	130	12	7612N	7613N
DD 8V-71		Leece Neville (J-180 Mtg.) IR/EF, 90 Amp, B+ 5/16	LN	130	12	7612N	7613N
DD 8V-71		Leece Neville LC Series, 160 Amp, stator activated, 239 mm Rotor OAL	LN	160	12	7613N-LC	
DD 8V-71		Leece Neville, IR/EF, 160 Amp, trio activated, (235mm rotor OAL)	LN	160	12	7613N	7613N-LC
DD 8V-71		Motorola, Dual Mtg., Int. Reg.	LN	160	12	8329N	
DD 8V-92	1988-82	30SI Delco, 90 Amp, w/o Transformer	DR	90	12	7262N	
DD 8V-92		30SI Delco, 90 Amp, w/Transformer	DR	90	12	7256N	
DD 8V-92		Bosch Repl. Unit, 160 Amp, 3 Mounting Ears	BO	160	12	12490N	12715N
DD 8V-92		Bosch Repl. Unit, 200 Amp, 3 Mounting Ears	BO	200	12	12715N	
DD 8V-92		Delco 25SI, 75 Amp	DR	75	12	7255N	8066N
DD 8V-92		Ford (Blue Back) Alternator 75 Amp, ER/EF	FO	90	12	7712N	
DD 8V-92		Ford (Blue Back) Alternator 90 Amp, ER/EF	FO	90	12	7712N	
DD 8V-92		Ford 40-60 Amp, ER/EF	FO	65	12	7078N	
DD 8V-92		Ford Oversize Unit - 65 Amp, ER/EF	FO	90	12	7069	
DD 8V-92		Ford Oversize Unit - 90 Amp, ER/EF	FO	90	12	7069	
DD 8V-92		Leece Neville (J-180 Mtg.) IR/EF, 105 Amp, B+ 5/16	LN	130	12	7612N	7613N
DD 8V-92		Leece Neville (J-180 Mtg.) IR/EF, 130 Amp, B+ 5/16	LN	130	12	7612N	7613N
DD 8V-92		Leece Neville (J-180 Mtg.) IR/EF, 90 Amp, B+ 5/16	LN	130	12	7612N	7613N
DD 8V-92		Leece Neville LC Series, 160 Amp, stator activated, 239 mm Rotor OAL	LN	160	12	7613N-LC	
DD 8V-92		Leece Neville, IR/EF, 160 Amp, trio activated, (235mm rotor OAL)	LN	160	12	7613N	7613N-LC
DD 8V-92		Motorola, Dual Mtg., Int. Reg.	LN	160	12	8329N	
Ford 6.6L (401) L6 Diesel	1995-90	21SI Delco, 12V / 100 Amp, Std. SRE bearing	DR	130	12	8027N	7644N
Ford 6.6L (401) L6 Diesel		Delco 21SI 115 Amp, 2V pulley, Std. SRE bearing	DR	130	12	8027N	7644N
Ford 6.6L (401) L6 Diesel		Delco 21SI 115 Amp, 8S pulley, Std. SRE bearing	DR	130	12	8027N	7644N
Ford 6.6L (401) L6 Diesel		Delco 21SI 130 Amp, longer SRE rotor bearing, w/l Term.	DR	130	12	8027N	7644N
Ford 6.6L (401) L6 Diesel		Delco 21SI 145 Amp, Std. SRE bearing	DR	145-160	12	7644N	8076N
Ford 6.6L (401) L6 Diesel		Delco 21SI, 65 Amp	DR	130	12	8027N	7644N
Ford 6.6L (401) L6 Diesel		Ford 3G (Larger Frt. Brg.) str. mount, 95 Amp, 8S pulley	FO	95	12	7785N	
Ford 6.6L (401) L6 Diesel		Ford 3G (Std.) 95 Amp, str. mount, w/o pulley	FO	95	12	7749-3N-0G	
Ford 6.6L (401) L6 Diesel		Ford 3G (Std.) 95 Amp, str. mount, 2V pulley	FO	95	12	7749-3N-2G	
Ford 6.6L (401) L6 Diesel	1995-82	Bosch Repl. Unit, 160 Amp, 3 Mounting Ears	BO	160	12	12490N	12715N
Ford 6.6L (401) L6 Diesel		Bosch Repl. Unit, 200 Amp, 3 Mounting Ears	BO	200	12	12715N	
Ford 6.6L (401) L6 Diesel		Leece Neville (J-180 Mtg.) IR/EF, 105 Amp, B+ 5/16	LN	130	12	7612N	7613N
Ford 6.6L (401) L6 Diesel		Leece Neville (J-180 Mtg.) IR/EF, 130 Amp, B+ 5/16	LN	130	12	7612N	7613N
Ford 6.6L (401) L6 Diesel		Leece Neville (J-180 Mtg.) IR/EF, 90 Amp, B+ 5/16	LN	130	12	7612N	7613N
Ford 6.6L (401) L6 Diesel		Leece Neville LC Series, 160 Amp, stator activated, 239 mm Rotor OAL	LN	160	12	7613N-LC	

ALTERNATORS

ALTERNATORS AND GENERATORS

ENGINE	YEAR	APPLICATION	Mfg	Amp	Volt	PART NO.	OPT. NO.
Ford (Cont'd)							
L8000 (Cont'd)							
Ford 6.6L (401) L6 Diesel	1995-82	Leece Neville, IR/EF, 160 Amp, trio activated, (235mm rotor OAL)	LN	160	12	7613N	7613N-LC
Ford 6.6L (401) L6 Diesel		Motorola, Dual Mtg., Int. Reg.	LN	160	12	8329N	
Ford 6.6L (401) L6 Diesel	1989-82	30SI Delco, 90 Amp, w/o Transformer	DR	90	12	7262N	
Ford 6.6L (401) L6 Diesel		30SI Delco, 90 Amp, w/Transformer	DR	90	12	7256N	
Ford 6.6L (401) L6 Diesel		Delco 25SI, 75 Amp	DR	75	12	7255N	8066N
Ford 6.6L (401) L6 Diesel		Ford (Blue Back) Alternator 75 Amp, ER/EF	FO	90	12	7712N	
Ford 6.6L (401) L6 Diesel		Ford (Blue Back) Alternator 90 Amp, ER/EF	FO	90	12	7712N	
Ford 6.6L (401) L6 Diesel		Ford 40-60 Amp, ER/EF	FO	65	12	7078N	
Ford 6.6L (401) L6 Diesel		Ford Oversize Unit - 65 Amp, ER/EF	FO	90	12	7069	
Ford 6.6L (401) L6 Diesel		Ford Oversize Unit - 90 Amp, ER/EF	FO	90	12	7069	
Ford 7.8L (476) L6 Diesel	1995-91	Ford 3G (Std.) 95 Amp, str. mount, 2V pulley	FO	95	12	7749-3N-2G	
Ford 7.8L (476) L6 Diesel	1995-90	21SI Delco, 12V / 100 Amp, Std. SRE bearing	DR	130	12	8027N	7644N
Ford 7.8L (476) L6 Diesel		Delco 21SI 115 Amp, 2V pulley, Std. SRE bearing	DR	130	12	8027N	7644N
Ford 7.8L (476) L6 Diesel		Delco 21SI 115 Amp, 8S pulley, Std. SRE bearing	DR	130	12	8027N	7644N
Ford 7.8L (476) L6 Diesel		Delco 21SI 130 Amp, longer SRE rotor bearing, w/l Term.	DR	130	12	8027N	7644N
Ford 7.8L (476) L6 Diesel		Delco 21SI 145 Amp, Std. SRE bearing	DR	145-160	12	7644N	8076N
Ford 7.8L (476) L6 Diesel		Delco 21SI, 65 Amp	DR	130	12	8027N	7644N
Ford 7.8L (476) L6 Diesel		Ford 3G (Larger Frt. Brg.) str. mount, 95 Amp, 8S pulley	FO	95	12	7785N	
Ford 7.8L (476) L6 Diesel		Ford 3G (Std.) 95 Amp, str. mount, w/o pulley	FO	95	12	7749-3N-0G	
Ford 7.8L (476) L6 Diesel	1995-82	Bosch Repl. Unit, 160 Amp, 3 Mounting Ears	BO	160	12	12490N	12715N
Ford 7.8L (476) L6 Diesel		Bosch Repl. Unit, 200 Amp, 3 Mounting Ears	BO	200	12	12715N	
Ford 7.8L (476) L6 Diesel		Leece Neville (J-180 Mtg.) IR/EF, 105 Amp, B+ 5/16	LN	130	12	7612N	7613N
Ford 7.8L (476) L6 Diesel		Leece Neville (J-180 Mtg.) IR/EF, 130 Amp, B+ 5/16	LN	130	12	7612N	7613N
Ford 7.8L (476) L6 Diesel		Leece Neville (J-180 Mtg.) IR/EF, 90 Amp, B+ 5/16	LN	130	12	7612N	7613N
Ford 7.8L (476) L6 Diesel		Leece Neville LC Series, 160 Amp, stator activated, 239 mm Rotor OAL	LN	160	12	7613N-LC	
Ford 7.8L (476) L6 Diesel		Leece Neville, IR/EF, 160 Amp, trio activated, (235mm rotor OAL)	LN	160	12	7613N	7613N-LC
Ford 7.8L (476) L6 Diesel		Motorola, Dual Mtg., Int. Reg.	LN	160	12	8329N	
Ford 7.8L (476) L6 Diesel	1994-90	Ford 3G (Std.) 95 Amp, str. mount, 2V pulley	FO	95	12	7749-3N-2G	
Ford 7.8L (476) L6 Diesel	1989-82	30SI Delco, 90 Amp, w/o Transformer	DR	90	12	7262N	
Ford 7.8L (476) L6 Diesel		30SI Delco, 90 Amp, w/Transformer	DR	90	12	7256N	
Ford 7.8L (476) L6 Diesel		Delco 25SI, 75 Amp	DR	75	12	7255N	8066N
Ford 7.8L (476) L6 Diesel		Ford (Blue Back) Alternator 75 Amp, ER/EF	FO	90	12	7712N	
Ford 7.8L (476) L6 Diesel		Ford (Blue Back) Alternator 90 Amp, ER/EF	FO	90	12	7712N	
Ford 7.8L (476) L6 Diesel		Ford 40-60 Amp, ER/EF	FO	65	12	7078N	
Ford 7.8L (476) L6 Diesel		Ford Oversize Unit - 65 Amp, ER/EF	FO	90	12	7069	
Ford 7.8L (476) L6 Diesel		Ford Oversize Unit - 90 Amp, ER/EF	FO	90	12	7069	
L9000							
Caterpillar 3126	1999-95	21SI Delco, 12V / 100 Amp, longer SRE bearing	DR	130	12	8027N	7644N
Caterpillar 3126		21SI Delco, 12V / 100 Amp, Std. SRE bearing	DR	130	12	8027N	7644N
Caterpillar 3126		Bosch Repl. Unit, 160 Amp, 3 Mounting Ears	BO	160	12	12490N	12715N
Caterpillar 3126		Bosch Repl. Unit, 200 Amp, 3 Mounting Ears	BO	200	12	12715N	
Caterpillar 3126		Delco 21SI 115 Amp, 2V pulley, longer SRE bearing	DR	130	12	8027N	7644N
Caterpillar 3126		Delco 21SI 115 Amp, 2V pulley, Std. SRE bearing	DR	130	12	8027N	7644N
Caterpillar 3126		Delco 21SI 115 Amp, 8S pulley, Std. SRE bearing	DR	130	12	8027N	7644N
Caterpillar 3126		Delco 21SI 130 Amp, longer SRE rotor bearing	DR	130	12	8027N	7644N
Caterpillar 3126		Delco 21SI 130 Amp, longer SRE rotor bearing, w/l Term.	DR	130	12	8027N	7644N
Caterpillar 3126		Delco 21SI 145 Amp, longer SRE bearing	DR	145-160	12	7644N	8076N
Caterpillar 3126		Delco 21SI 145 Amp, Std. SRE bearing	DR	145-160	12	7644N	8076N
Caterpillar 3126		Delco 21SI, 65 Amp	DR	130	12	8027N	7644N
Caterpillar 3126		Delco 22SI 130 Amp	DR	130	12	8073N	8076N
Caterpillar 3126		Delco 22SI, 145 Amp	DR	145	12	8076N	7644N
Caterpillar 3126		Delco 25SI, 85 Amp	DR	85	12	8066N	
Caterpillar 3126		Delco 34SI, Quad Mt., 135 Amp	DR	135	12	8092N	8613N
Caterpillar 3126		DR 26SI, 85 Amp	DR	85	12	8066N	
Caterpillar 3126		DR 30SI, 105 Amp, w/R Pin, w/o Transformer	DR	105	12	7940N	
Caterpillar 3126		DR 33SI, J-180 Mt., #10 R Term., 135 Amp, Std.	DR	135	12	8083N	8612N
Caterpillar 3126		DR 33SI, J-180Mt., #10 R Term., 110 Amp, Std.	DR	110	12	8081N	8612N
Caterpillar 3126		DR 34SI Quad Mt., 110 Amp	DR	135	12	8092N	8613N
Caterpillar 3126		DR 35SI Quad Mt., Repl.34SI, #10 R Term, 110 Amp	DR	140	12	8608N	8613N
Caterpillar 3126		DR 35SI, J-180 Mt., (33SI Upgrade) 110 Amp, Std.	DR	140	12	8607N	8612N
Caterpillar 3126		DR 35SI, J-180 Mtg, 135 Amp, Repl. 33SI, Std.	DR	140	12	8607N	8612N
Caterpillar 3126		DR 35SI, Quad Mt., Repl.34SI, 135 Amp	DR	140	12	8608N	8613N

ALTERNATORS

ALTERNATORS AND GENERATORS

ENGINE	YEAR	APPLICATION	Mfg	Amp	Volt	PART NO.	OPT. NO.
Ford (Cont'd)							
L9000 (Cont'd)							
Caterpillar 3126	1999-95	Ford 3G (Larger Frt. Brg.) str. mount, 95 Amp, 8S pulley	FO	95	12	7785N	
Caterpillar 3126		Ford 3G (Std.) 95 Amp, str. mount, 2V pulley	FO	95	12	7749-3N-2G	
Caterpillar 3126		Ford 3G (Std.) 95 Amp, str. mount, w/o pulley	FO	95	12	7749-3N-0G	
Caterpillar 3126		Ford 3G, 115 Amp, 2V pulley, str. mount, 3:00 Plug Position	FO	115	12	7778-3N	
Caterpillar 3126		Ford 3G, 115 Amp, 2V, str. Mount, 11:00 Plug Position	FO	95	12	7749-11N	
Caterpillar 3126		Ford 3G, 115 Amp, w/o pulley, str. mount, 3:00 plug position	FO	115	12	7778-3N-0G	
Caterpillar 3126		Leece Neville (Dual Mtg.) IR/EF, 145 Amp, longer SRE bearing ..	LN	160	12	7613N	7613N-LC
Caterpillar 3126		Leece Neville (J-180 Mtg.) IR/EF, 105 Amp, B+ 5/16	LN	130	12	7612N	7613N
Caterpillar 3126		Leece Neville (J-180 Mtg.) IR/EF, 130 Amp, B+ 5/16	LN	130	12	7612N	7613N
Caterpillar 3126		Leece Neville (J-180 Mtg.) IR/EF, 90 Amp, B+ 5/16	LN	130	12	7612N	7613N
Caterpillar 3126		Leece Neville LC Series, 160 Amp, stator activated, 239 mm Rotor OAL	LN	160	12	7613N-LC	
Caterpillar 3126		Leece Neville, IR/EF, 160 Amp, trio activated, (235mm rotor OAL)	LN	160	12	7613N	7613N-LC
Caterpillar 3126		Motorola, Dual Mtg., Int. Reg.	LN	160	12	8329N	
Caterpillar 3126		Opt. Serv. Repl., DR 24SI, J180 Mt., 160 Amp	DR	160	12	8718N	
Caterpillar 3176		21SI Delco, 12V / 100 Amp, longer SRE bearing	DR	130	12	8027N	7644N
Caterpillar 3176		Delco 21SI 115 Amp, 2V pulley, longer SRE bearing	DR	130	12	8027N	7644N
Caterpillar 3176		Delco 21SI 130 Amp, longer SRE rotor bearing	DR	130	12	8027N	7644N
Caterpillar 3176		Delco 21SI 145 Amp, longer SRE bearing	DR	145-160	12	7644N	8076N
Caterpillar 3176		Delco 22SI 130 Amp	DR	130	12	8073N	8076N
Caterpillar 3176		Delco 22SI, 145 Amp	DR	145	12	8076N	7644N
Caterpillar 3176		Delco 25SI, 85 Amp	DR	85	12	8066N	
Caterpillar 3176		Delco 34SI, Quad Mt., 135 Amp	DR	135	12	8092N	8613N
Caterpillar 3176		DR 26SI, 85 Amp	DR	85	12	8066N	
Caterpillar 3176	DR 30SI, 105 Amp, w/R Pin, w/o Transformer	DR	105	12	7940N		
Caterpillar 3176	DR 33SI, J-180 Mt., #10 R Term., 135 Amp, Std.	DR	135	12	8083N	8612N	
Caterpillar 3176	DR 33SI, J-180Mt., #10 R Term, 110 Amp, Std.	DR	110	12	8081N	8612N	
Caterpillar 3176	DR 34SI Quad Mt., 110 Amp	DR	135	12	8092N	8613N	
Caterpillar 3176	DR 35SI Quad Mt., Repl.34SI, #10 R Term, 110 Amp	DR	140	12	8608N	8613N	
Caterpillar 3176	DR 35SI, J-180 Mt., (33SI Upgrade) 110 Amp, Std.	DR	140	12	8607N	8612N	
Caterpillar 3176	DR 35SI, J-180 Mtg, 135 Amp, Repl. 33SI, Std.	DR	140	12	8607N	8612N	
Caterpillar 3176	DR 35SI, Quad Mt., Repl.34SI, 135 Amp	DR	140	12	8608N	8613N	
Caterpillar 3176	Leece Neville (Dual Mtg.) IR/EF, 145 Amp, longer SRE bearing ..	LN	160	12	7613N	7613N-LC	
Caterpillar 3176	Motorola, Dual Mtg., Int. Reg.	LN	160	12	8329N		
Caterpillar 3176	Opt. Serv. Repl., DR 24SI, J180 Mt., 160 Amp	DR	160	12	8718N		
Caterpillar 3176	21SI Delco, 12V / 100 Amp, Std. SRE bearing	DR	130	12	8027N	7644N	
Caterpillar 3176	Bosch Repl. Unit, 160 Amp, 3 Mounting Ears	BO	160	12	12490N	12715N	
Caterpillar 3176	Bosch Repl. Unit, 200 Amp, 3 Mounting Ears	BO	200	12	12715N		
Caterpillar 3176	Delco 21SI 115 Amp, 2V pulley, Std. SRE bearing	DR	130	12	8027N	7644N	
Caterpillar 3176	Delco 21SI 115 Amp, 8S pulley, Std. SRE bearing	DR	130	12	8027N	7644N	
Caterpillar 3176	Delco 21SI 130 Amp, longer SRE rotor bearing, w/I Term.	DR	130	12	8027N	7644N	
Caterpillar 3176	Delco 21SI 145 Amp, Std. SRE bearing	DR	145-160	12	7644N	8076N	
Caterpillar 3176	Delco 21SI, 65 Amp	DR	130	12	8027N	7644N	
Caterpillar 3176	Leece Neville (J-180 Mtg.) IR/EF, 105 Amp, B+ 5/16	LN	130	12	7612N	7613N	
Caterpillar 3176	Leece Neville (J-180 Mtg.) IR/EF, 130 Amp, B+ 5/16	LN	130	12	7612N	7613N	
Caterpillar 3176	Leece Neville (J-180 Mtg.) IR/EF, 90 Amp, B+ 5/16	LN	130	12	7612N	7613N	
Caterpillar 3176	Leece Neville LC Series, 160 Amp, stator activated, 239 mm Rotor OAL	LN	160	12	7613N-LC		
Caterpillar 3176	Leece Neville, IR/EF, 160 Amp, trio activated, (235mm rotor OAL)	LN	160	12	7613N	7613N-LC	
Caterpillar 3176	Motorola, Dual Mtg., Int. Reg.	LN	160	12	8329N		
Caterpillar 3208	1999-95	21SI Delco, 12V / 100 Amp, longer SRE bearing	DR	130	12	8027N	7644N
Caterpillar 3208		Delco 21SI 115 Amp, 2V pulley, longer SRE bearing	DR	130	12	8027N	7644N
Caterpillar 3208		Delco 21SI 130 Amp, longer SRE rotor bearing	DR	130	12	8027N	7644N
Caterpillar 3208		Delco 21SI 145 Amp, longer SRE bearing	DR	145-160	12	7644N	8076N
Caterpillar 3208		Delco 22SI 130 Amp	DR	130	12	8073N	8076N
Caterpillar 3208		Delco 22SI, 145 Amp	DR	145	12	8076N	7644N
Caterpillar 3208		Delco 25SI, 85 Amp	DR	85	12	8066N	
Caterpillar 3208		Delco 34SI, Quad Mt., 135 Amp	DR	135	12	8092N	8613N
Caterpillar 3208		DR 26SI, 85 Amp	DR	85	12	8066N	
Caterpillar 3208		DR 30SI, 105 Amp, w/R Pin, w/o Transformer	DR	105	12	7940N	
Caterpillar 3208		DR 33SI, J-180 Mt., #10 R Term., 135 Amp, Std.	DR	135	12	8083N	8612N
Caterpillar 3208		DR 33SI, J-180Mt., #10 R Term, 110 Amp, Std.	DR	110	12	8081N	8612N
Caterpillar 3208		DR 34SI Quad Mt., 110 Amp	DR	135	12	8092N	8613N
Caterpillar 3208		DR 35SI Quad Mt., Repl.34SI, #10 R Term, 110 Amp	DR	140	12	8608N	8613N

ALTERNATORS

ALTERNATORS AND GENERATORS

ENGINE	YEAR	APPLICATION	Mfg	Amp	Volt	PART NO.	OPT. NO.
Ford (Cont'd)							
L9000 (Cont'd)							
Caterpillar 3208	1999-95	DR 35SI, J-180 Mt., (33SI Upgrade) 110 Amp, Std.	DR	140	12	8607N	8612N
Caterpillar 3208		DR 35SI, J-180 Mtg, 135 Amp, Repl. 33SI, Std.	DR	140	12	8607N	8612N
Caterpillar 3208		DR 35SI, Quad Mt., Repl.34SI, 135 Amp	DR	140	12	8608N	8613N
Caterpillar 3208		Leece Neville (Dual Mtg.) IR/EF, 145 Amp, longer SRE bearing .	LN	160	12	7613N	7613N-LC
Caterpillar 3208		Motorola, Dual Mtg., Int. Reg.	LN	160	12	8329N	
Caterpillar 3208		Opt. Serv. Repl., DR 24SI, J180 Mt., 160 Amp	DR	160	12	8718N	
Caterpillar 3208	1999-90	21SI Delco, 12V / 100 Amp, Std. SRE bearing	DR	130	12	8027N	7644N
Caterpillar 3208		Delco 21SI 115 Amp, 2V pulley, Std. SRE bearing	DR	130	12	8027N	7644N
Caterpillar 3208		Delco 21SI 115 Amp, 8S pulley, Std. SRE bearing	DR	130	12	8027N	7644N
Caterpillar 3208		Delco 21SI 130 Amp, longer SRE rotor bearing, w/l Term.	DR	130	12	8027N	7644N
Caterpillar 3208		Delco 21SI 145 Amp, Std. SRE bearing	DR	145-160	12	7644N	8076N
Caterpillar 3208		Delco 21SI, 65 Amp	DR	130	12	8027N	7644N
Caterpillar 3208	1999-82	Bosch Repl. Unit, 160 Amp, 3 Mounting Ears	BO	160	12	12490N	12715N
Caterpillar 3208		Bosch Repl. Unit, 200 Amp, 3 Mounting Ears	BO	200	12	12715N	
Caterpillar 3208		Leece Neville (J-180 Mtg.) IR/EF, 105 Amp, B+ 5/16	LN	130	12	7612N	7613N
Caterpillar 3208		Leece Neville (J-180 Mtg.) IR/EF, 130 Amp, B+ 5/16	LN	130	12	7612N	7613N
Caterpillar 3208		Leece Neville (J-180 Mtg.) IR/EF, 90 Amp, B+ 5/16	LN	130	12	7612N	7613N
Caterpillar 3208		Leece Neville LC Series, 160 Amp, stator activated, 239 mm Rotor OAL	LN	160	12	7613N-LC	
Caterpillar 3208		Leece Neville, IR/EF, 160 Amp, trio activated, (235mm rotor OAL)	LN	160	12	7613N	7613N-LC
Caterpillar 3208		Motorola, Dual Mtg., Int. Reg.	LN	160	12	8329N	
Caterpillar 3208	1989-82	30SI Delco, 90 Amp, w/o Transformer	DR	90	12	7262N	
Caterpillar 3208		30SI Delco, 90 Amp, w/Transformer	DR	90	12	7256N	
Caterpillar 3208		Delco 25SI, 75 Amp	DR	75	12	7255N	8066N
Caterpillar 3208		Ford (Blue Back) Alternator 75 Amp, ER/EF	FO	90	12	7712N	
Caterpillar 3208		Ford (Blue Back) Alternator 90 Amp, ER/EF	FO	90	12	7712N	
Caterpillar 3208		Ford 40-60 Amp, ER/EF	FO	65	12	7078N	
Caterpillar 3208		Ford Oversize Unit - 65 Amp, ER/EF	FO	90	12	7069	
Caterpillar 3208		Ford Oversize Unit - 90 Amp, ER/EF	FO	90	12	7069	
Caterpillar 3306	1999-95	21SI Delco, 12V / 100 Amp, longer SRE bearing	DR	130	12	8027N	7644N
Caterpillar 3306		Delco 21SI 115 Amp, 2V pulley, longer SRE bearing	DR	130	12	8027N	7644N
Caterpillar 3306		Delco 21SI 130 Amp, longer SRE rotor bearing	DR	130	12	8027N	7644N
Caterpillar 3306		Delco 21SI 145 Amp, longer SRE bearing	DR	145-160	12	7644N	8076N
Caterpillar 3306		Delco 22SI 130 Amp	DR	130	12	8073N	8076N
Caterpillar 3306		Delco 22SI, 145 Amp	DR	145	12	8076N	7644N
Caterpillar 3306		Delco 25SI, 85 Amp	DR	85	12	8066N	
Caterpillar 3306		Delco 34SI, Quad Mt., 135 Amp	DR	135	12	8092N	8613N
Caterpillar 3306		DR 26SI, 85 Amp	DR	85	12	8066N	
Caterpillar 3306		DR 30SI, 105 Amp, w/R Pin, w/o Transformer	DR	105	12	7940N	
Caterpillar 3306		DR 33SI, J-180 Mt., #10 R Term., 135 Amp, Std.	DR	135	12	8083N	8612N
Caterpillar 3306		DR 33SI, J-180Mt., #10 R Term, 110 Amp, Std.	DR	110	12	8081N	8612N
Caterpillar 3306		DR 34SI Quad Mt., 110 Amp	DR	135	12	8092N	8613N
Caterpillar 3306		DR 35SI Quad Mt., Repl.34SI, #10 R Term, 110 Amp	DR	140	12	8608N	8613N
Caterpillar 3306		DR 35SI, J-180 Mt., (33SI Upgrade) 110 Amp, Std.	DR	140	12	8607N	8612N
Caterpillar 3306		DR 35SI, J-180 Mtg, 135 Amp, Repl. 33SI, Std.	DR	140	12	8607N	8612N
Caterpillar 3306		DR 35SI, Quad Mt., Repl.34SI, 135 Amp	DR	140	12	8608N	8613N
Caterpillar 3306		Leece Neville (Dual Mtg.) IR/EF, 145 Amp, longer SRE bearing .	LN	160	12	7613N	7613N-LC
Caterpillar 3306		Motorola, Dual Mtg., Int. Reg.	LN	160	12	8329N	
Caterpillar 3306		Opt. Serv. Repl., DR 24SI, J180 Mt., 160 Amp	DR	160	12	8718N	
Caterpillar 3306	1999-90	21SI Delco, 12V / 100 Amp, Std. SRE bearing	DR	130	12	8027N	7644N
Caterpillar 3306		Delco 21SI 115 Amp, 2V pulley, Std. SRE bearing	DR	130	12	8027N	7644N
Caterpillar 3306		Delco 21SI 115 Amp, 8S pulley, Std. SRE bearing	DR	130	12	8027N	7644N
Caterpillar 3306		Delco 21SI 130 Amp, longer SRE rotor bearing, w/l Term.	DR	130	12	8027N	7644N
Caterpillar 3306		Delco 21SI 145 Amp, Std. SRE bearing	DR	145-160	12	7644N	8076N
Caterpillar 3306		Delco 21SI, 65 Amp	DR	130	12	8027N	7644N
Caterpillar 3306	1999-88	Bosch Repl. Unit, 160 Amp, 3 Mounting Ears	BO	160	12	12490N	12715N
Caterpillar 3306		Bosch Repl. Unit, 200 Amp, 3 Mounting Ears	BO	200	12	12715N	
Caterpillar 3306		Leece Neville (J-180 Mtg.) IR/EF, 105 Amp, B+ 5/16	LN	130	12	7612N	7613N
Caterpillar 3306		Leece Neville (J-180 Mtg.) IR/EF, 130 Amp, B+ 5/16	LN	130	12	7612N	7613N
Caterpillar 3306		Leece Neville (J-180 Mtg.) IR/EF, 90 Amp, B+ 5/16	LN	130	12	7612N	7613N
Caterpillar 3306		Leece Neville LC Series, 160 Amp, stator activated, 239 mm Rotor OAL	LN	160	12	7613N-LC	
Caterpillar 3306		Leece Neville, IR/EF, 160 Amp, trio activated, (235mm rotor OAL)	LN	160	12	7613N	7613N-LC
Caterpillar 3306		Motorola, Dual Mtg., Int. Reg.	LN	160	12	8329N	

ALTERNATORS

ALTERNATORS AND GENERATORS

ENGINE	YEAR	APPLICATION	Mfg	Amp	Volt	PART NO.	OPT. NO.
Ford (Cont'd)							
L9000 (Cont'd)							
Caterpillar 3306	1989-88	30SI Delco, 90 Amp, w/o Transformer	DR	90	12	7262N	
Caterpillar 3306		30SI Delco, 90 Amp, w/Transformer	DR	90	12	7256N	
Caterpillar 3306		Ford (Blue Back) Alternator 75 Amp, ER/EF	FO	90	12	7712N	
Caterpillar 3306		Ford (Blue Back) Alternator 90 Amp, ER/EF	FO	90	12	7712N	
Caterpillar 3306		Ford 40-60 Amp, ER/EF	FO	65	12	7078N	
Caterpillar 3306		Ford Oversize Unit - 65 Amp, ER/EF	FO	90	12	7069	
Caterpillar 3306		Ford Oversize Unit - 90 Amp, ER/EF	FO	90	12	7069	
Caterpillar 3306	1989-82	Delco 25SI, 75 Amp	DR	75	12	7255N	8066N
Caterpillar 3406	1999-95	21SI Delco, 12V / 100 Amp, longer SRE bearing	DR	130	12	8027N	7644N
Caterpillar 3406		Delco 21SI 115 Amp, 2V pulley, longer SRE bearing	DR	130	12	8027N	7644N
Caterpillar 3406		Delco 21SI 130 Amp, longer SRE rotor bearing	DR	130	12	8027N	7644N
Caterpillar 3406		Delco 21SI 145 Amp, longer SRE bearing	DR	145-160	12	7644N	8076N
Caterpillar 3406		Delco 22SI 130 Amp	DR	130	12	8073N	8076N
Caterpillar 3406		Delco 22SI, 145 Amp	DR	145	12	8076N	7644N
Caterpillar 3406		Delco 25SI, 85 Amp	DR	85	12	8066N	
Caterpillar 3406		Delco 34SI, Quad Mt., 135 Amp	DR	135	12	8092N	8613N
Caterpillar 3406		DR 26SI, 85 Amp	DR	85	12	8066N	
Caterpillar 3406		DR 30SI, 105 Amp, w/R Pin, w/o Transformer	DR	105	12	7940N	
Caterpillar 3406		DR 33SI, J-180 Mt., #10 R Term., 135 Amp, Std.	DR	135	12	8083N	8612N
Caterpillar 3406		DR 33SI, J-180Mt., #10 R Term, 110 Amp, Std.	DR	110	12	8081N	8612N
Caterpillar 3406		DR 34SI Quad Mt., 110 Amp	DR	135	12	8092N	8613N
Caterpillar 3406		DR 35SI Quad Mt., Repl.34SI, #10 R Term, 110 Amp	DR	140	12	8608N	8613N
Caterpillar 3406		DR 35SI, J-180 Mt., (33SI Upgrade) 110 Amp, Std.	DR	140	12	8607N	8612N
Caterpillar 3406		DR 35SI, J-180 Mtg, 135 Amp, Repl. 33SI, Std.	DR	140	12	8607N	8612N
Caterpillar 3406		DR 35SI, Quad Mt., Repl.34SI, 135 Amp	DR	140	12	8608N	8613N
Caterpillar 3406		Leece Neville (Dual Mtg.) IR/EF, 145 Amp, longer SRE bearing ..	LN	160	12	7613N	7613N-LC
Caterpillar 3406		Motorola, Dual Mtg., Int. Reg.	LN	160	12	8329N	
Caterpillar 3406		Opt. Serv. Repl., DR 24SI, J180 Mt., 160 Amp	DR	160	12	8718N	
Caterpillar 3406	1999-90	21SI Delco, 12V / 100 Amp, Std. SRE bearing	DR	130	12	8027N	7644N
Caterpillar 3406		Delco 21SI 115 Amp, 2V pulley, Std. SRE bearing	DR	130	12	8027N	7644N
Caterpillar 3406		Delco 21SI 115 Amp, 8S pulley, Std. SRE bearing	DR	130	12	8027N	7644N
Caterpillar 3406		Delco 21SI 130 Amp, longer SRE rotor bearing, w/I Term.	DR	130	12	8027N	7644N
Caterpillar 3406		Delco 21SI 145 Amp, Std. SRE bearing	DR	145-160	12	7644N	8076N
Caterpillar 3406		Delco 21SI, 65 Amp	DR	130	12	8027N	7644N
Caterpillar 3406	1999-82	Bosch Repl. Unit, 160 Amp, 3 Mounting Ears	BO	160	12	12490N	12715N
Caterpillar 3406		Bosch Repl. Unit, 200 Amp, 3 Mounting Ears	BO	200	12	12715N	
Caterpillar 3406		Leece Neville (J-180 Mtg.) IR/EF, 105 Amp, B+ 5/16	LN	130	12	7612N	7613N
Caterpillar 3406		Leece Neville (J-180 Mtg.) IR/EF, 130 Amp, B+ 5/16	LN	130	12	7612N	7613N
Caterpillar 3406		Leece Neville (J-180 Mtg.) IR/EF, 90 Amp, B+ 5/16	LN	130	12	7612N	7613N
Caterpillar 3406		Leece Neville LC Series, 160 Amp, stator activated, 239 mm Rotor OAL	LN	160	12	7613N-LC	
Caterpillar 3406		Leece Neville, IR/EF, 160 Amp, trio activated, (235mm rotor OAL)	LN	160	12	7613N	7613N-LC
Caterpillar 3406		Motorola, Dual Mtg., Int. Reg.	LN	160	12	8329N	
Caterpillar 3406	1989-82	30SI Delco, 90 Amp, w/o Transformer	DR	90	12	7262N	
Caterpillar 3406		30SI Delco, 90 Amp, w/Transformer	DR	90	12	7256N	
Caterpillar 3406		Delco 25SI, 75 Amp	DR	75	12	7255N	8066N
Caterpillar 3406		Ford (Blue Back) Alternator 75 Amp, ER/EF	FO	90	12	7712N	
Caterpillar 3406		Ford (Blue Back) Alternator 90 Amp, ER/EF	FO	90	12	7712N	
Caterpillar 3406		Ford 40-60 Amp, ER/EF	FO	65	12	7078N	
Caterpillar 3406		Ford Oversize Unit - 65 Amp, ER/EF	FO	90	12	7069	
Caterpillar 3406		Ford Oversize Unit - 90 Amp, ER/EF	FO	90	12	7069	
Caterpillar C-10	1999-97	21SI Delco, 12V / 100 Amp, longer SRE bearing	DR	130	12	8027N	7644N
Caterpillar C-10		21SI Delco, 12V / 100 Amp, Std. SRE bearing	DR	130	12	8027N	7644N
Caterpillar C-10		Bosch Repl. Unit, 160 Amp, 3 Mounting Ears	BO	160	12	12490N	12715N
Caterpillar C-10		Bosch Repl. Unit, 200 Amp, 3 Mounting Ears	BO	200	12	12715N	
Caterpillar C-10		Delco 21SI 115 Amp, 2V pulley, longer SRE bearing	DR	130	12	8027N	7644N
Caterpillar C-10		Delco 21SI 115 Amp, 2V pulley, Std. SRE bearing	DR	130	12	8027N	7644N
Caterpillar C-10		Delco 21SI 115 Amp, 8S pulley, Std. SRE bearing	DR	130	12	8027N	7644N
Caterpillar C-10		Delco 21SI 130 Amp, longer SRE rotor bearing	DR	130	12	8027N	7644N
Caterpillar C-10		Delco 21SI 130 Amp, longer SRE rotor bearing, w/I Term.	DR	130	12	8027N	7644N
Caterpillar C-10		Delco 21SI 145 Amp, longer SRE bearing	DR	145-160	12	7644N	8076N
Caterpillar C-10		Delco 21SI 145 Amp, Std. SRE bearing	DR	145-160	12	7644N	8076N
Caterpillar C-10		Delco 21SI, 65 Amp	DR	130	12	8027N	7644N
Caterpillar C-10		Delco 22SI 130 Amp	DR	130	12	8073N	8076N
Caterpillar C-10		Delco 22SI, 145 Amp	DR	145	12	8076N	7644N

ALTERNATORS

ALTERNATORS AND GENERATORS

ENGINE	YEAR	APPLICATION	Mfg	Amp	Volt	PART NO.	OPT. NO.
Ford (Cont'd)							
L9000 (Cont'd)							
Caterpillar C-10	1999-97	Delco 25SI, 85 Amp	DR	85	12	8066N	
Caterpillar C-10		Delco 34SI, Quad Mt., 135 Amp	DR	135	12	8092N	8613N
Caterpillar C-10		DR 26SI, 85 Amp	DR	85	12	8066N	
Caterpillar C-10		DR 30SI, 105 Amp, w/R Pin, w/o Transformer	DR	105	12	7940N	
Caterpillar C-10		DR 33SI, J-180 Mt., #10 R Term., 135 Amp, Std.	DR	135	12	8083N	8612N
Caterpillar C-10		DR 33SI, J-180Mt., #10 R Term, 110 Amp, Std.	DR	110	12	8081N	8612N
Caterpillar C-10		DR 34SI Quad Mt., 110 Amp	DR	135	12	8092N	8613N
Caterpillar C-10		DR 35SI Quad Mt., Repl.34SI, #10 R Term, 110 Amp	DR	140	12	8608N	8613N
Caterpillar C-10		DR 35SI, J-180 Mt., (33SI Upgrade) 110 Amp, Std.	DR	140	12	8607N	8612N
Caterpillar C-10		DR 35SI, J-180 Mtg, 135 Amp, Repl. 33SI, Std.	DR	140	12	8607N	8612N
Caterpillar C-10		DR 35SI, Quad Mt., Repl.34SI, 135 Amp	DR	140	12	8608N	8613N
Caterpillar C-10		Leece Neville (Dual Mtg.) IR/EF, 145 Amp, longer SRE bearing .	LN	160	12	7613N	7613N-LC
Caterpillar C-10		Leece Neville (J-180 Mtg.) IR/EF, 105 Amp, B+ 5/16	LN	130	12	7612N	7613N
Caterpillar C-10		Leece Neville (J-180 Mtg.) IR/EF, 130 Amp, B+ 5/16	LN	130	12	7612N	7613N
Caterpillar C-10		Leece Neville (J-180 Mtg.) IR/EF, 90 Amp, B+ 5/16	LN	130	12	7612N	7613N
Caterpillar C-10		Leece Neville LC Series, 160 Amp, stator activated, 239 mm Rotor OAL	LN	160	12	7613N-LC	
Caterpillar C-10		Leece Neville, IR/EF, 160 Amp, trio activated, (235mm rotor OAL)	LN	160	12	7613N	7613N-LC
Caterpillar C-10		Motorola, Dual Mtg., Int. Reg.	LN	160	12	8329N	
Caterpillar C-10		Opt. Serv. Repl., DR 24SI, J180 Mt., 160 Amp	DR	160	12	8718N	
Caterpillar C-12		21SI Delco, 12V / 100 Amp, longer SRE bearing	DR	130	12	8027N	7644N
Caterpillar C-12		21SI Delco, 12V / 100 Amp, Std. SRE bearing	DR	130	12	8027N	7644N
Caterpillar C-12		Bosch Repl. Unit, 160 Amp, 3 Mounting Ears	BO	160	12	12490N	12715N
Caterpillar C-12		Bosch Repl. Unit, 200 Amp, 3 Mounting Ears	BO	200	12	12715N	
Caterpillar C-12		Delco 21SI 115 Amp, 2V pulley, longer SRE bearing	DR	130	12	8027N	7644N
Caterpillar C-12		Delco 21SI 115 Amp, 2V pulley, Std. SRE bearing	DR	130	12	8027N	7644N
Caterpillar C-12		Delco 21SI 115 Amp, 8S pulley, Std. SRE bearing	DR	130	12	8027N	7644N
Caterpillar C-12		Delco 21SI 130 Amp, longer SRE rotor bearing	DR	130	12	8027N	7644N
Caterpillar C-12		Delco 21SI 130 Amp, longer SRE rotor bearing, w/l Term.	DR	130	12	8027N	7644N
Caterpillar C-12		Delco 21SI 145 Amp, longer SRE bearing	DR	145-160	12	7644N	8076N
Caterpillar C-12		Delco 21SI 145 Amp, Std. SRE bearing	DR	145-160	12	7644N	8076N
Caterpillar C-12		Delco 21SI, 65 Amp	DR	130	12	8027N	7644N
Caterpillar C-12		Delco 22SI 130 Amp	DR	130	12	8073N	8076N
Caterpillar C-12		Delco 22SI, 145 Amp	DR	145	12	8076N	7644N
Caterpillar C-12		Delco 25SI, 85 Amp	DR	85	12	8066N	
Caterpillar C-12		Delco 34SI, Quad Mt., 135 Amp	DR	135	12	8092N	8613N
Caterpillar C-12		DR 26SI, 85 Amp	DR	85	12	8066N	
Caterpillar C-12		DR 30SI, 105 Amp, w/R Pin, w/o Transformer	DR	105	12	7940N	
Caterpillar C-12		DR 33SI, J-180 Mt., #10 R Term., 135 Amp, Std.	DR	135	12	8083N	8612N
Caterpillar C-12		DR 33SI, J-180Mt., #10 R Term, 110 Amp, Std.	DR	110	12	8081N	8612N
Caterpillar C-12		DR 34SI Quad Mt., 110 Amp	DR	135	12	8092N	8613N
Caterpillar C-12		DR 35SI Quad Mt., Repl.34SI, #10 R Term, 110 Amp	DR	140	12	8608N	8613N
Caterpillar C-12		DR 35SI, J-180 Mt., (33SI Upgrade) 110 Amp, Std.	DR	140	12	8607N	8612N
Caterpillar C-12		DR 35SI, J-180 Mtg, 135 Amp, Repl. 33SI, Std.	DR	140	12	8607N	8612N
Caterpillar C-12		DR 35SI, Quad Mt., Repl.34SI, 135 Amp	DR	140	12	8608N	8613N
Caterpillar C-12		Leece Neville (Dual Mtg.) IR/EF, 145 Amp, longer SRE bearing .	LN	160	12	7613N	7613N-LC
Caterpillar C-12		Leece Neville (J-180 Mtg.) IR/EF, 105 Amp, B+ 5/16	LN	130	12	7612N	7613N
Caterpillar C-12		Leece Neville (J-180 Mtg.) IR/EF, 130 Amp, B+ 5/16	LN	130	12	7612N	7613N
Caterpillar C-12		Leece Neville (J-180 Mtg.) IR/EF, 90 Amp, B+ 5/16	LN	130	12	7612N	7613N
Caterpillar C-12		Leece Neville LC Series, 160 Amp, stator activated, 239 mm Rotor OAL	LN	160	12	7613N-LC	
Caterpillar C-12		Leece Neville, IR/EF, 160 Amp, trio activated, (235mm rotor OAL)	LN	160	12	7613N	7613N-LC
Caterpillar C-12		Motorola, Dual Mtg., Int. Reg.	LN	160	12	8329N	
Caterpillar C-12		Opt. Serv. Repl., DR 24SI, J180 Mt., 160 Amp	DR	160	12	8718N	
Cummins	5.9L-359						
(FD1060)	1999-95	21SI Delco, 12V / 100 Amp, longer SRE bearing	DR	130	12	8027N	7644N
Cummins	5.9L-359						
(FD1060)		Delco 21SI 115 Amp, 2V pulley, longer SRE bearing	DR	130	12	8027N	7644N
Cummins	5.9L-359						
(FD1060)		Delco 21SI 130 Amp, longer SRE rotor bearing	DR	130	12	8027N	7644N
Cummins	5.9L-359						
(FD1060)		Delco 22SI 130 Amp	DR	130	12	8073N	8076N
Cummins	5.9L-359						
(FD1060)		Delco 22SI, 145 Amp	DR	145	12	8076N	7644N

ALTERNATORS AND GENERATORS

ENGINE	YEAR	APPLICATION	Mfg	Amp	Volt	PART NO.	OPT. NO.
Ford (Cont'd)							
L9000 (Cont'd)							
Cummins (FD1060)	5.9L-359	Delco 25SI, 85 Amp	DR	85	12	8066N	
Cummins (FD1060)	5.9L-359	Delco 34SI, Quad Mt., 135 Amp	DR	135	12	8092N	8613N
Cummins (FD1060)	5.9L-359	DR 26SI, 85 Amp	DR	85	12	8066N	
Cummins (FD1060)	5.9L-359	DR 30SI, 105 Amp, w/R Pin, w/o Transformer	DR	105	12	7940N	
Cummins (FD1060)	5.9L-359	DR 33SI, J-180 Mt., #10 R Term., 135 Amp, Std.	DR	135	12	8083N	8612N
Cummins (FD1060)	5.9L-359	DR 33SI, J-180Mt., #10 R Term, 110 Amp, Std.	DR	110	12	8081N	8612N
Cummins (FD1060)	5.9L-359	DR 34SI Quad Mt., 110 Amp	DR	135	12	8092N	8613N
Cummins (FD1060)	5.9L-359	DR 35SI Quad Mt., Repl.34SI, #10 R Term, 110 Amp	DR	140	12	8608N	8613N
Cummins (FD1060)	5.9L-359	DR 35SI, J-180 Mt., (33SI Upgrade) 110 Amp, Std.	DR	140	12	8607N	8612N
Cummins (FD1060)	5.9L-359	DR 35SI, J-180 Mtg, 135 Amp, Repl. 33SI, Std.	DR	140	12	8607N	8612N
Cummins (FD1060)	5.9L-359	DR 35SI, Quad Mt., Repl.34SI, 135 Amp	DR	140	12	8608N	8613N
Cummins (FD1060)	5.9L-359	Ford 3G, 115 Amp, 2V pulley, str. mount, 3:00 Plug Position	FO	115	12	7778-3N	
Cummins (FD1060)	5.9L-359	Ford 3G, 115 Amp, 2V, str. Mount, 11:00 Plug Position	FO	95	12	7749-11N	
Cummins (FD1060)	5.9L-359	Ford 3G, 115 Amp, w/o pulley, str. mount, 3:00 plug position	FO	115	12	7778-3N-0G	
Cummins (FD1060)	5.9L-359	Leece Neville (Dual Mtg.) IR/EF, 145 Amp, longer SRE bearing ..	LN	160	12	7613N	7613N-LC
Cummins (FD1060)	5.9L-359	Motorola, Dual Mtg., Int. Reg.	LN	160	12	8329N	
Cummins (FD1060)	5.9L-359	Opt. Serv. Repl., DR 24SI, J180 Mt., 160 Amp	DR	160	12	8718N	
Cummins (FD1060)	5.9L-359	1999-92 21SI Delco, 12V / 100 Amp, Std. SRE bearing	DR	130	12	8027N	7644N
Cummins (FD1060)	5.9L-359	Bosch Repl. Unit, 160 Amp, 3 Mounting Ears	BO	160	12	12490N	12715N
Cummins (FD1060)	5.9L-359	Delco 21SI 115 Amp, 2V pulley, Std. SRE bearing	DR	130	12	8027N	7644N
Cummins (FD1060)	5.9L-359	Delco 21SI 115 Amp, 8S pulley, Std. SRE bearing	DR	130	12	8027N	7644N
Cummins (FD1060)	5.9L-359	Delco 21SI 130 Amp, longer SRE rotor bearing, w/l Term.	DR	130	12	8027N	7644N
Cummins (FD1060)	5.9L-359	Delco 21SI 145 Amp, Std. SRE bearing	DR	145-160	12	7644N	8076N
Cummins (FD1060)	5.9L-359	Delco 21SI, 65 Amp	DR	130	12	8027N	7644N
Cummins (FD1060)	5.9L-359	Ford 3G (Larger Frt. Brg.) str. mount, 95 Amp, 8S pulley	FO	95	12	7785N	
Cummins (FD1060)	5.9L-359	Ford 3G (Std.) 95 Amp, str. mount, w/o pulley	FO	95	12	7749-3N-0G	
Cummins (FD1060)	5.9L-359	Ford 3G (Std.) 95 Amp, str. mount, 2V pulley	FO	95	12	7749-3N-2G	
Cummins (FD1060)	5.9L-359	Leece Neville (J-180 Mtg.) IR/EF, 105 Amp, B+ 5/16	LN	130	12	7612N	7613N
Cummins (FD1060)	5.9L-359	Leece Neville (J-180 Mtg.) IR/EF, 130 Amp, B+ 5/16	LN	130	12	7612N	7613N
Cummins (FD1060)	5.9L-359	Leece Neville (J-180 Mtg.) IR/EF, 90 Amp, B+ 5/16	LN	130	12	7612N	7613N
Cummins (FD1060)	5.9L-359	Leece Neville LC Series, 160 Amp, stator activated, 239 mm Rotor OAL	LN	160	12	7613N-LC	
Cummins (FD1060)	5.9L-359	Leece Neville, IR/EF, 160 Amp, trio activated, (235mm rotor OAL)	LN	160	12	7613N	7613N-LC

ALTERNATORS

ALTERNATORS AND GENERATORS

ENGINE	YEAR	APPLICATION	Mfg	Amp	Volt	PART NO.	OPT. NO.
Ford (Cont'd)							
L9000 (Cont'd)							
Cummins (FD1060)	5.9L-359	Motorola, Dual Mtg., Int. Reg.	LN	160	12	8329N	
Cummins (FD1060)	5.9L-359	Delco 21SI 145 Amp, longer SRE bearing	DR	145-160	12	7644N	8076N
Cummins (FD1460)	8.3L-504	21SI Delco, 12V / 100 Amp, longer SRE bearing	DR	130	12	8027N	7644N
Cummins (FD1460)	8.3L-504	Delco 21SI 115 Amp, 2V pulley, longer SRE bearing	DR	130	12	8027N	7644N
Cummins (FD1460)	8.3L-504	Delco 21SI 130 Amp, longer SRE rotor bearing	DR	130	12	8027N	7644N
Cummins (FD1460)	8.3L-504	Delco 22SI 130 Amp	DR	130	12	8073N	8076N
Cummins (FD1460)	8.3L-504	Delco 22SI, 145 Amp	DR	145	12	8076N	7644N
Cummins (FD1460)	8.3L-504	Delco 25SI, 85 Amp	DR	85	12	8066N	
Cummins (FD1460)	8.3L-504	Delco 34SI, Quad Mt., 135 Amp	DR	135	12	8092N	8613N
Cummins (FD1460)	8.3L-504	DR 26SI, 85 Amp	DR	85	12	8066N	
Cummins (FD1460)	8.3L-504	DR 30SI, 105 Amp, w/R Pin, w/o Transformer	DR	105	12	7940N	
Cummins (FD1460)	8.3L-504	DR 33SI, J-180 Mt., #10 R Term., 135 Amp, Std.	DR	135	12	8083N	8612N
Cummins (FD1460)	8.3L-504	DR 33SI, J-180Mt., #10 R Term, 110 Amp, Std.	DR	110	12	8081N	8612N
Cummins (FD1460)	8.3L-504	DR 34SI Quad Mt., 110 Amp	DR	135	12	8092N	8613N
Cummins (FD1460)	8.3L-504	DR 35SI Quad Mt., Repl.34SI, #10 R Term, 110 Amp	DR	140	12	8608N	8613N
Cummins (FD1460)	8.3L-504	DR 35SI, J-180 Mt., (33SI Upgrade) 110 Amp, Std.	DR	140	12	8607N	8612N
Cummins (FD1460)	8.3L-504	DR 35SI, J-180 Mtg, 135 Amp, Repl. 33SI, Std.	DR	140	12	8607N	8612N
Cummins (FD1460)	8.3L-504	DR 35SI, Quad Mt., Repl.34SI, 135 Amp	DR	140	12	8608N	8613N
Cummins (FD1460)	8.3L-504	Ford 3G, 115 Amp, 2V pulley, str. mount, 3:00 Plug Position	FO	115	12	7778-3N	
Cummins (FD1460)	8.3L-504	Ford 3G, 115 Amp, 2V, str. Mount, 11:00 Plug Position	FO	95	12	7749-11N	
Cummins (FD1460)	8.3L-504	Ford 3G, 115 Amp, w/o pulley, str. mount, 3:00 plug position	FO	115	12	7778-3N-0G	
Cummins (FD1460)	8.3L-504	Leece Neville (Dual Mtg.) IR/EF, 145 Amp, longer SRE bearing .	LN	160	12	7613N	7613N-LC
Cummins (FD1460)	8.3L-504	Motorola, Dual Mtg., Int. Reg.	LN	160	12	8329N	
Cummins (FD1460)	8.3L-504	Opt. Serv. Repl., DR 24SI, J180 Mt., 160 Amp	DR	160	12	8718N	
Cummins (FD1460)	8.3L-504	21SI Delco, 12V / 100 Amp, Std. SRE bearing	DR	130	12	8027N	7644N
Cummins (FD1460)	8.3L-504	Bosch Repl. Unit, 160 Amp, 3 Mounting Ears	BO	160	12	12490N	12715N
Cummins (FD1460)	8.3L-504	Bosch Repl. Unit, 200 Amp, 3 Mounting Ears	BO	200	12	12715N	
Cummins (FD1460)	8.3L-504	Delco 21SI 115 Amp, 2V pulley, Std. SRE bearing	DR	130	12	8027N	7644N
Cummins (FD1460)	8.3L-504	Delco 21SI 115 Amp, 8S pulley, Std. SRE bearing	DR	130	12	8027N	7644N
Cummins (FD1460)	8.3L-504	Delco 21SI 130 Amp, longer SRE rotor bearing, w/l Term.	DR	130	12	8027N	7644N
Cummins (FD1460)	8.3L-504	Delco 21SI 145 Amp, Std. SRE bearing	DR	145-160	12	7644N	8076N
Cummins (FD1460)	8.3L-504	Delco 21SI, 65 Amp	DR	130	12	8027N	7644N
Cummins (FD1460)	8.3L-504	Ford 3G (Larger Frt. Brg.) str. mount, 95 Amp, 8S pulley	FO	95	12	7785N	

ALTERNATORS AND GENERATORS

ENGINE	YEAR	APPLICATION	Mfg	Amp	Volt	PART NO.	OPT. NO.
Ford (Cont'd)							
L9000 (Cont'd)							
Cummins (FD1460)	8.3L-504	Ford 3G (Std.) 95 Amp, str. mount, w/o pulley	FO	95	12	7749-3N-0G	
Cummins (FD1460)	8.3L-504	Ford 3G (Std.) 95 Amp, str. mount, 2V pulley	FO	95	12	7749-3N-2G	
Cummins (FD1460)	8.3L-504	Leece Neville (J-180 Mtg.) IR/EF, 105 Amp, B+ 5/16	LN	130	12	7612N	7613N
Cummins (FD1460)	8.3L-504	Leece Neville (J-180 Mtg.) IR/EF, 130 Amp, B+ 5/16	LN	130	12	7612N	7613N
Cummins (FD1460)	8.3L-504	Leece Neville (J-180 Mtg.) IR/EF, 90 Amp, B+ 5/16	LN	130	12	7612N	7613N
Cummins (FD1460)	8.3L-504	Leece Neville LC Series, 160 Amp, stator activated, 239 mm Rotor OAL	LN	160	12	7613N-LC	
Cummins (FD1460)	8.3L-504	Leece Neville, IR/EF, 160 Amp, trio activated, (235mm rotor OAL)	LN	160	12	7613N	7613N-LC
Cummins (FD1460)	8.3L-504	Motorola, Dual Mtg., Int. Reg.	LN	160	12	8329N	
Cummins (FD1460)	1995-90	Ford 3G (Std.) 95 Amp, str. mount, 2V pulley	FO	95	12	7749-3N-2G	
Cummins (FD1460)	1999	Delco 21SI 145 Amp, longer SRE bearing	DR	145-160	12	7644N	8076N
Cummins 855 (NHC, NTC)	1992-90	21SI Delco, 12V / 100 Amp, Std. SRE bearing	DR	130	12	8027N	7644N
Cummins 855 (NHC, NTC)		Delco 21SI 115 Amp, 2V pulley, Std. SRE bearing	DR	130	12	8027N	7644N
Cummins 855 (NHC, NTC)		Delco 21SI 115 Amp, 8S pulley, Std. SRE bearing	DR	130	12	8027N	7644N
Cummins 855 (NHC, NTC)		Delco 21SI 130 Amp, longer SRE rotor bearing, w/I Term.	DR	130	12	8027N	7644N
Cummins 855 (NHC, NTC)		Delco 21SI 145 Amp, Std. SRE bearing	DR	145-160	12	7644N	8076N
Cummins 855 (NHC, NTC)		Delco 21SI, 65 Amp	DR	130	12	8027N	7644N
Cummins 855 (NHC, NTC)	1992-82	Bosch Repl. Unit, 160 Amp, 3 Mounting Ears	BO	160	12	12490N	12715N
Cummins 855 (NHC, NTC)		Bosch Repl. Unit, 200 Amp, 3 Mounting Ears	BO	200	12	12715N	
Cummins 855 (NHC, NTC)		Leece Neville (J-180 Mtg.) IR/EF, 105 Amp, B+ 5/16	LN	130	12	7612N	7613N
Cummins 855 (NHC, NTC)		Leece Neville (J-180 Mtg.) IR/EF, 130 Amp, B+ 5/16	LN	130	12	7612N	7613N
Cummins 855 (NHC, NTC)		Leece Neville (J-180 Mtg.) IR/EF, 90 Amp, B+ 5/16	LN	130	12	7612N	7613N
Cummins 855 (NHC, NTC)		Leece Neville LC Series, 160 Amp, stator activated, 239 mm Rotor OAL	LN	160	12	7613N-LC	
Cummins 855 (NHC, NTC)		Leece Neville, IR/EF, 160 Amp, trio activated, (235mm rotor OAL)	LN	160	12	7613N	7613N-LC
Cummins 855 (NHC, NTC)		Motorola, Dual Mtg., Int. Reg.	LN	160	12	8329N	
Cummins 855 (NHC, NTC)	1989-82	30SI Delco, 90 Amp, w/o Transformer	DR	90	12	7262N	
Cummins 855 (NHC, NTC)		30SI Delco, 90 Amp, w/Transformer	DR	90	12	7256N	
Cummins 855 (NHC, NTC)		Delco 25SI, 75 Amp	DR	75	12	7255N	8066N
Cummins 855 (NHC, NTC)		Ford (Blue Back) Alternator 75 Amp, ER/EF	FO	90	12	7712N	
Cummins 855 (NHC, NTC)		Ford (Blue Back) Alternator 90 Amp, ER/EF	FO	90	12	7712N	
Cummins 855 (NHC, NTC)		Ford 40-60 Amp, ER/EF	FO	65	12	7078N	
Cummins 855 (NHC, NTC)		Ford Oversize Unit - 65 Amp, ER/EF	FO	90	12	7069	
Cummins 855 (NHC, NTC)		Ford Oversize Unit - 90 Amp, ER/EF	FO	90	12	7069	
Cummins KT-1150	1984-82	30SI Delco, 90 Amp, w/o Transformer	DR	90	12	7262N	
Cummins KT-1150		30SI Delco, 90 Amp, w/Transformer	DR	90	12	7256N	
Cummins KT-1150		Bosch Repl. Unit, 160 Amp, 3 Mounting Ears	BO	160	12	12490N	12715N
Cummins KT-1150		Bosch Repl. Unit, 200 Amp, 3 Mounting Ears	BO	200	12	12715N	
Cummins KT-1150		Delco 25SI, 75 Amp	DR	75	12	7255N	8066N
Cummins KT-1150		Ford (Blue Back) Alternator 75 Amp, ER/EF	FO	90	12	7712N	
Cummins KT-1150		Ford (Blue Back) Alternator 90 Amp, ER/EF	FO	90	12	7712N	
Cummins KT-1150		Ford 40-60 Amp, ER/EF	FO	65	12	7078N	
Cummins KT-1150		Ford Oversize Unit - 65 Amp, ER/EF	FO	90	12	7069	
Cummins KT-1150		Ford Oversize Unit - 90 Amp, ER/EF	FO	90	12	7069	
Cummins KT-1150		Leece Neville (J-180 Mtg.) IR/EF, 105 Amp, B+ 5/16	LN	130	12	7612N	7613N
Cummins KT-1150		Leece Neville (J-180 Mtg.) IR/EF, 130 Amp, B+ 5/16	LN	130	12	7612N	7613N
Cummins KT-1150		Leece Neville (J-180 Mtg.) IR/EF, 90 Amp, B+ 5/16	LN	130	12	7612N	7613N
Cummins KT-1150		Leece Neville LC Series, 160 Amp, stator activated, 239 mm Rotor OAL	LN	160	12	7613N-LC	
Cummins KT-1150		Leece Neville, IR/EF, 160 Amp, trio activated, (235mm rotor OAL)	LN	160	12	7613N	7613N-LC
Cummins KT-1150		Motorola, Dual Mtg., Int. Reg.	LN	160	12	8329N	
Cummins L-10	1999-95	21SI Delco, 12V / 100 Amp, longer SRE bearing	DR	130	12	8027N	7644N
Cummins L-10		Delco 21SI 115 Amp, 2V pulley, longer SRE bearing	DR	130	12	8027N	7644N

ALTERNATORS

ALTERNATORS AND GENERATORS

ENGINE	YEAR	APPLICATION	Mfg	Amp	Volt	PART NO.	OPT. NO.	
Ford (Cont'd)								
L9000 (Cont'd)								
Cummins L-10	1999-95	Delco 21SI 130 Amp, longer SRE rotor bearing	DR	130	12	8027N	7644N	
Cummins L-10		Delco 21SI 145 Amp, longer SRE bearing	DR	145-160	12	7644N	8076N	
Cummins L-10		Delco 22SI 130 Amp	DR	130	12	8073N	8076N	
Cummins L-10		Delco 22SI, 145 Amp	DR	145	12	8076N	7644N	
Cummins L-10		Delco 25SI, 85 Amp	DR	85	12	8066N		
Cummins L-10		Delco 34SI, Quad Mt., 135 Amp	DR	135	12	8092N	8613N	
Cummins L-10		DR 26SI, 85 Amp	DR	85	12	8066N		
Cummins L-10		DR 30SI, 105 Amp, w/R Pin, w/o Transformer	DR	105	12	7940N		
Cummins L-10		DR 33SI, J-180 Mt., #10 R Term., 135 Amp, Std.	DR	135	12	8083N	8612N	
Cummins L-10		DR 33SI, J-180Mt., #10 R Term, 110 Amp, Std.	DR	110	12	8081N	8612N	
Cummins L-10		DR 34SI Quad Mt., 110 Amp	DR	135	12	8092N	8613N	
Cummins L-10		DR 35SI Quad Mt., Repl.34SI, #10 R Term, 110 Amp	DR	140	12	8608N	8613N	
Cummins L-10		DR 35SI, J-180 Mt., (33SI Upgrade) 110 Amp, Std.	DR	140	12	8607N	8612N	
Cummins L-10		DR 35SI, J-180 Mtg, 135 Amp, Repl. 33SI, Std.	DR	140	12	8607N	8612N	
Cummins L-10		DR 35SI, Quad Mt., Repl.34SI, 135 Amp	DR	140	12	8608N	8613N	
Cummins L-10		Leece Neville (Dual Mtg.) IR/EF, 145 Amp, longer SRE bearing .	LN	160	12	7613N	7613N-LC	
Cummins L-10		Motorola, Dual Mtg., Int. Reg.	LN	160	12	8329N		
Cummins L-10		Opt. Serv. Repl., DR 24SI, J180 Mt., 160 Amp	DR	160	12	8718N		
Cummins L-10		1999-90	21SI Delco, 12V / 100 Amp, Std. SRE bearing	DR	130	12	8027N	7644N
Cummins L-10			Delco 21SI 115 Amp, 2V pulley, Std. SRE bearing	DR	130	12	8027N	7644N
Cummins L-10	Delco 21SI 115 Amp, 8S pulley, Std. SRE bearing		DR	130	12	8027N	7644N	
Cummins L-10	Delco 21SI 130 Amp, longer SRE rotor bearing, w/l Term.		DR	130	12	8027N	7644N	
Cummins L-10	Delco 21SI 145 Amp, Std. SRE bearing		DR	145-160	12	7644N	8076N	
Cummins L-10	Delco 21SI, 65 Amp		DR	130	12	8027N	7644N	
Cummins L-10	1999-82		Bosch Repl. Unit, 160 Amp, 3 Mounting Ears	BO	160	12	12490N	12715N
Cummins L-10			Bosch Repl. Unit, 200 Amp, 3 Mounting Ears	BO	200	12	12715N	
Cummins L-10			Leece Neville (J-180 Mtg.) IR/EF, 105 Amp, B+ 5/16	LN	130	12	7612N	7613N
Cummins L-10			Leece Neville (J-180 Mtg.) IR/EF, 130 Amp, B+ 5/16	LN	130	12	7612N	7613N
Cummins L-10	Leece Neville (J-180 Mtg.) IR/EF, 90 Amp, B+ 5/16	LN	130	12	7612N	7613N		
Cummins L-10	Leece Neville LC Series, 160 Amp, stator activated, 239 mm Rotor OAL	LN	160	12	7613N-LC			
Cummins L-10	Leece Neville, IR/EF, 160 Amp, trio activated, (235mm rotor OAL)	LN	160	12	7613N	7613N-LC		
Cummins L-10	Motorola, Dual Mtg., Int. Reg.	LN	160	12	8329N			
Cummins L-10	1989-82	30SI Delco, 90 Amp, w/o Transformer	DR	90	12	7262N		
Cummins L-10		30SI Delco, 90 Amp, w/Transformer	DR	90	12	7256N		
Cummins L-10		Delco 25SI, 75 Amp	DR	75	12	7255N	8066N	
Cummins L-10		Ford (Blue Back) Alternator 75 Amp, ER/EF	FO	90	12	7712N		
Cummins L-10		Ford (Blue Back) Alternator 90 Amp, ER/EF	FO	90	12	7712N		
Cummins L-10		Ford 40-60 Amp, ER/EF	FO	65	12	7078N		
Cummins L-10		Ford Oversize Unit - 65 Amp, ER/EF	FO	90	12	7069		
Cummins L-10		Ford Oversize Unit - 90 Amp, ER/EF	FO	90	12	7069		
Cummins M11		1999-95	21SI Delco, 12V / 100 Amp, longer SRE bearing	DR	130	12	8027N	7644N
Cummins M11			Delco 21SI 115 Amp, 2V pulley, longer SRE bearing	DR	130	12	8027N	7644N
Cummins M11	Delco 21SI 130 Amp, longer SRE rotor bearing		DR	130	12	8027N	7644N	
Cummins M11	Delco 21SI 145 Amp, longer SRE bearing		DR	145-160	12	7644N	8076N	
Cummins M11	Delco 22SI 130 Amp		DR	130	12	8073N	8076N	
Cummins M11	Delco 22SI, 145 Amp		DR	145	12	8076N	7644N	
Cummins M11	Delco 25SI, 85 Amp		DR	85	12	8066N		
Cummins M11	Delco 34SI, Quad Mt., 135 Amp		DR	135	12	8092N	8613N	
Cummins M11	DR 26SI, 85 Amp		DR	85	12	8066N		
Cummins M11	DR 30SI, 105 Amp, w/R Pin, w/o Transformer		DR	105	12	7940N		
Cummins M11	DR 33SI, J-180 Mt., #10 R Term., 135 Amp, Std.		DR	135	12	8083N	8612N	
Cummins M11	DR 33SI, J-180Mt., #10 R Term, 110 Amp, Std.		DR	110	12	8081N	8612N	
Cummins M11	DR 34SI Quad Mt., 110 Amp		DR	135	12	8092N	8613N	
Cummins M11	DR 35SI Quad Mt., Repl.34SI, #10 R Term, 110 Amp		DR	140	12	8608N	8613N	
Cummins M11	DR 35SI, J-180 Mt., (33SI Upgrade) 110 Amp, Std.		DR	140	12	8607N	8612N	
Cummins M11	DR 35SI, J-180 Mtg, 135 Amp, Repl. 33SI, Std.		DR	140	12	8607N	8612N	
Cummins M11	DR 35SI, Quad Mt., Repl.34SI, 135 Amp		DR	140	12	8608N	8613N	
Cummins M11	Leece Neville (Dual Mtg.) IR/EF, 145 Amp, longer SRE bearing .		LN	160	12	7613N	7613N-LC	
Cummins M11	Motorola, Dual Mtg., Int. Reg.		LN	160	12	8329N		
Cummins M11	Opt. Serv. Repl., DR 24SI, J180 Mt., 160 Amp		DR	160	12	8718N		
Cummins M11	1999-90	21SI Delco, 12V / 100 Amp, Std. SRE bearing	DR	130	12	8027N	7644N	
Cummins M11		Bosch Repl. Unit, 160 Amp, 3 Mounting Ears	BO	160	12	12490N	12715N	
Cummins M11		Bosch Repl. Unit, 200 Amp, 3 Mounting Ears	BO	200	12	12715N		
Cummins M11		Delco 21SI 115 Amp, 2V pulley, Std. SRE bearing	DR	130	12	8027N	7644N	

ALTERNATORS

ALTERNATORS AND GENERATORS

ENGINE	YEAR	APPLICATION	Mfg	Amp	Volt	PART NO.	OPT. NO.
Ford (Cont'd)							
L9000 (Cont'd)							
Cummins M11	1999-90	Delco 21SI 115 Amp, 8S pulley, Std. SRE bearing	DR	130	12	8027N	7644N
Cummins M11		Delco 21SI 130 Amp, longer SRE rotor bearing, w/l Term.	DR	130	12	8027N	7644N
Cummins M11		Delco 21SI 145 Amp, Std. SRE bearing	DR	145-160	12	7644N	8076N
Cummins M11		Delco 21SI, 65 Amp	DR	130	12	8027N	7644N
Cummins M11		Leece Neville (J-180 Mtg.) IR/EF, 105 Amp, B+ 5/16	LN	130	12	7612N	7613N
Cummins M11		Leece Neville (J-180 Mtg.) IR/EF, 130 Amp, B+ 5/16	LN	130	12	7612N	7613N
Cummins M11		Leece Neville (J-180 Mtg.) IR/EF, 90 Amp, B+ 5/16	LN	130	12	7612N	7613N
Cummins M11		Leece Neville LC Series, 160 Amp, stator activated, 239 mm Rotor OAL	LN	160	12	7613N-LC	
Cummins M11		Leece Neville, IR/EF, 160 Amp, trio activated, (235mm rotor OAL)	LN	160	12	7613N	7613N-LC
Cummins M11			Motorola, Dual Mtg., Int. Reg.	LN	160	12	8329N
Cummins N14	1999-95	21SI Delco, 12V / 100 Amp, longer SRE bearing	DR	130	12	8027N	7644N
Cummins N14		Delco 21SI 115 Amp, 2V pulley, longer SRE bearing	DR	130	12	8027N	7644N
Cummins N14		Delco 21SI 130 Amp, longer SRE rotor bearing	DR	130	12	8027N	7644N
Cummins N14		Delco 21SI 145 Amp, longer SRE bearing	DR	145-160	12	7644N	8076N
Cummins N14		Delco 22SI 130 Amp	DR	130	12	8073N	8076N
Cummins N14		Delco 22SI, 145 Amp	DR	145	12	8076N	7644N
Cummins N14		Delco 25SI, 85 Amp	DR	85	12	8066N	
Cummins N14		Delco 34SI, Quad Mt., 135 Amp	DR	135	12	8092N	8613N
Cummins N14		DR 26SI, 85 Amp	DR	85	12	8066N	
Cummins N14		DR 30SI, 105 Amp, w/R Pin, w/o Transformer	DR	105	12	7940N	
Cummins N14		DR 33SI, J-180 Mt., #10 R Term., 135 Amp, Std.	DR	135	12	8083N	8612N
Cummins N14		DR 33SI, J-180Mt., #10 R Term, 110 Amp, Std.	DR	110	12	8081N	8612N
Cummins N14		DR 34SI Quad Mt., 110 Amp	DR	135	12	8092N	8613N
Cummins N14		DR 35SI Quad Mt., Repl.34SI, #10 R Term, 110 Amp	DR	140	12	8608N	8613N
Cummins N14		DR 35SI, J-180 Mt., (33SI Upgrade) 110 Amp, Std.	DR	140	12	8607N	8612N
Cummins N14		DR 35SI, J-180 Mtg, 135 Amp, Repl. 33SI, Std.	DR	140	12	8607N	8612N
Cummins N14		DR 35SI, Quad Mt., Repl.34SI, 135 Amp	DR	140	12	8608N	8613N
Cummins N14		Leece Neville (Dual Mtg.) IR/EF, 145 Amp, longer SRE bearing .	LN	160	12	7613N	7613N-LC
Cummins N14		Motorola, Dual Mtg., Int. Reg.	LN	160	12	8329N	
Cummins N14		Opt. Serv. Repl., DR 24SI, J180 Mt., 160 Amp	DR	160	12	8718N	
Cummins N14	1999-90	21SI Delco, 12V / 100 Amp, Std. SRE bearing	DR	130	12	8027N	7644N
Cummins N14		Bosch Repl. Unit, 160 Amp, 3 Mounting Ears	BO	160	12	12490N	12715N
Cummins N14		Bosch Repl. Unit, 200 Amp, 3 Mounting Ears	BO	200	12	12715N	
Cummins N14		Delco 21SI 115 Amp, 2V pulley, Std. SRE bearing	DR	130	12	8027N	7644N
Cummins N14		Delco 21SI 115 Amp, 8S pulley, Std. SRE bearing	DR	130	12	8027N	7644N
Cummins N14		Delco 21SI 130 Amp, longer SRE rotor bearing, w/l Term.	DR	130	12	8027N	7644N
Cummins N14		Delco 21SI 145 Amp, Std. SRE bearing	DR	145-160	12	7644N	8076N
Cummins N14		Delco 21SI, 65 Amp	DR	130	12	8027N	7644N
Cummins N14		Leece Neville (J-180 Mtg.) IR/EF, 105 Amp, B+ 5/16	LN	130	12	7612N	7613N
Cummins N14		Leece Neville (J-180 Mtg.) IR/EF, 130 Amp, B+ 5/16	LN	130	12	7612N	7613N
Cummins N14		Leece Neville (J-180 Mtg.) IR/EF, 90 Amp, B+ 5/16	LN	130	12	7612N	7613N
Cummins N14		Leece Neville LC Series, 160 Amp, stator activated, 239 mm Rotor OAL	LN	160	12	7613N-LC	
Cummins N14		Leece Neville, IR/EF, 160 Amp, trio activated, (235mm rotor OAL)	LN	160	12	7613N	7613N-LC
Cummins N14		Motorola, Dual Mtg., Int. Reg.	LN	160	12	8329N	
DD 60 Series	1999-95	21SI Delco, 12V / 100 Amp, longer SRE bearing	DR	130	12	8027N	7644N
DD 60 Series		Delco 21SI 115 Amp, 2V pulley, longer SRE bearing	DR	130	12	8027N	7644N
DD 60 Series		Delco 21SI 130 Amp, longer SRE rotor bearing	DR	130	12	8027N	7644N
DD 60 Series		Delco 21SI 145 Amp, longer SRE bearing	DR	145-160	12	7644N	8076N
DD 60 Series		Delco 22SI 130 Amp	DR	130	12	8073N	8076N
DD 60 Series		Delco 22SI, 145 Amp	DR	145	12	8076N	7644N
DD 60 Series		Delco 25SI, 85 Amp	DR	85	12	8066N	
DD 60 Series		Delco 34SI, Quad Mt., 135 Amp	DR	135	12	8092N	8613N
DD 60 Series		DR 26SI, 85 Amp	DR	85	12	8066N	
DD 60 Series		DR 30SI, 105 Amp, w/R Pin, w/o Transformer	DR	105	12	7940N	
DD 60 Series		DR 33SI, J-180 Mt., #10 R Term., 135 Amp, Std.	DR	135	12	8083N	8612N
DD 60 Series		DR 33SI, J-180Mt., #10 R Term, 110 Amp, Std.	DR	110	12	8081N	8612N
DD 60 Series		DR 34SI Quad Mt., 110 Amp	DR	135	12	8092N	8613N
DD 60 Series		DR 35SI Quad Mt., Repl.34SI, #10 R Term, 110 Amp	DR	140	12	8608N	8613N
DD 60 Series		DR 35SI, J-180 Mt., (33SI Upgrade) 110 Amp, Std.	DR	140	12	8607N	8612N
DD 60 Series		DR 35SI, J-180 Mtg, 135 Amp, Repl. 33SI, Std.	DR	140	12	8607N	8612N
DD 60 Series		DR 35SI, Quad Mt., Repl.34SI, 135 Amp	DR	140	12	8608N	8613N
DD 60 Series		Leece Neville (Dual Mtg.) IR/EF, 145 Amp, longer SRE bearing .	LN	160	12	7613N	7613N-LC

ALTERNATORS

ALTERNATORS AND GENERATORS

ENGINE	YEAR	APPLICATION	Mfg	Amp	Volt	PART NO.	OPT. NO.
Ford (Cont'd)							
L9000 (Cont'd)							
DD 60 Series	1999-95	Motorola, Dual Mtg., Int. Reg.	LN	160	12	8329N	
DD 60 Series		Opt. Serv. Repl., DR 24SI, J180 Mt., 160 Amp	DR	160	12	8718N	
DD 60 Series	1999-90	21SI Delco, 12V / 100 Amp, Std. SRE bearing	DR	130	12	8027N	7644N
DD 60 Series		Bosch Repl. Unit, 160 Amp, 3 Mounting Ears	BO	160	12	12490N	12715N
DD 60 Series		Bosch Repl. Unit, 200 Amp, 3 Mounting Ears	BO	200	12	12715N	
DD 60 Series		Delco 21SI 115 Amp, 2V pulley, Std. SRE bearing	DR	130	12	8027N	7644N
DD 60 Series		Delco 21SI 115 Amp, 8S pulley, Std. SRE bearing	DR	130	12	8027N	7644N
DD 60 Series		Delco 21SI 130 Amp, longer SRE rotor bearing, w/l Term.	DR	130	12	8027N	7644N
DD 60 Series		Delco 21SI 145 Amp, Std. SRE bearing	DR	145-160	12	7644N	8076N
DD 60 Series		Delco 21SI, 65 Amp	DR	130	12	8027N	7644N
DD 60 Series		Leece Neville (J-180 Mtg.) IR/EF, 105 Amp, B+ 5/16	LN	130	12	7612N	7613N
DD 60 Series		Leece Neville (J-180 Mtg.) IR/EF, 130 Amp, B+ 5/16	LN	130	12	7612N	7613N
DD 60 Series		Leece Neville (J-180 Mtg.) IR/EF, 90 Amp, B+ 5/16	LN	130	12	7612N	7613N
DD 60 Series		Leece Neville LC Series, 160 Amp, stator activated, 239 mm Rotor OAL	LN	160	12	7613N-LC	
DD 60 Series		Leece Neville, IR/EF, 160 Amp, trio activated, (235mm rotor OAL)	LN	160	12	7613N	7613N-LC
DD 60 Series		Motorola, Dual Mtg., Int. Reg.	LN	160	12	8329N	
DD 6V-71	1988-82	30SI Delco, 90 Amp, w/o Transformer	DR	90	12	7262N	
DD 6V-71		30SI Delco, 90 Amp, w/Transformer	DR	90	12	7256N	
DD 6V-71		Bosch Repl. Unit, 160 Amp, 3 Mounting Ears	BO	160	12	12490N	12715N
DD 6V-71		Bosch Repl. Unit, 200 Amp, 3 Mounting Ears	BO	200	12	12715N	
DD 6V-71		Delco 25SI, 75 Amp	DR	75	12	7255N	8066N
DD 6V-71		Ford (Blue Back) Alternator 75 Amp, ER/EF	FO	90	12	7712N	
DD 6V-71		Ford (Blue Back) Alternator 90 Amp, ER/EF	FO	90	12	7712N	
DD 6V-71		Ford 40-60 Amp, ER/EF	FO	65	12	7078N	
DD 6V-71		Ford Oversize Unit - 65 Amp, ER/EF	FO	90	12	7069	
DD 6V-71		Ford Oversize Unit - 90 Amp, ER/EF	FO	90	12	7069	
DD 6V-71		Leece Neville (J-180 Mtg.) IR/EF, 105 Amp, B+ 5/16	LN	130	12	7612N	7613N
DD 6V-71		Leece Neville (J-180 Mtg.) IR/EF, 130 Amp, B+ 5/16	LN	130	12	7612N	7613N
DD 6V-71		Leece Neville (J-180 Mtg.) IR/EF, 90 Amp, B+ 5/16	LN	130	12	7612N	7613N
DD 6V-71		Leece Neville LC Series, 160 Amp, stator activated, 239 mm Rotor OAL	LN	160	12	7613N-LC	
DD 6V-71		Leece Neville, IR/EF, 160 Amp, trio activated, (235mm rotor OAL)	LN	160	12	7613N	7613N-LC
DD 6V-71		Motorola, Dual Mtg., Int. Reg.	LN	160	12	8329N	
DD 6V-92	1991-90	21SI Delco, 12V / 100 Amp, Std. SRE bearing	DR	130	12	8027N	7644N
DD 6V-92		Delco 21SI 115 Amp, 2V pulley, Std. SRE bearing	DR	130	12	8027N	7644N
DD 6V-92		Delco 21SI 115 Amp, 8S pulley, Std. SRE bearing	DR	130	12	8027N	7644N
DD 6V-92		Delco 21SI 130 Amp, longer SRE rotor bearing, w/l Term.	DR	130	12	8027N	7644N
DD 6V-92		Delco 21SI 145 Amp, Std. SRE bearing	DR	145-160	12	7644N	8076N
DD 6V-92		Delco 21SI, 65 Amp	DR	130	12	8027N	7644N
DD 6V-92	1991-82	Bosch Repl. Unit, 160 Amp, 3 Mounting Ears	BO	160	12	12490N	12715N
DD 6V-92		Bosch Repl. Unit, 200 Amp, 3 Mounting Ears	BO	200	12	12715N	
DD 6V-92		Leece Neville (J-180 Mtg.) IR/EF, 105 Amp, B+ 5/16	LN	130	12	7612N	7613N
DD 6V-92		Leece Neville (J-180 Mtg.) IR/EF, 130 Amp, B+ 5/16	LN	130	12	7612N	7613N
DD 6V-92		Leece Neville (J-180 Mtg.) IR/EF, 90 Amp, B+ 5/16	LN	130	12	7612N	7613N
DD 6V-92		Leece Neville LC Series, 160 Amp, stator activated, 239 mm Rotor OAL	LN	160	12	7613N-LC	
DD 6V-92		Leece Neville, IR/EF, 160 Amp, trio activated, (235mm rotor OAL)	LN	160	12	7613N	7613N-LC
DD 6V-92		Motorola, Dual Mtg., Int. Reg.	LN	160	12	8329N	
DD 6V-92	1989-82	30SI Delco, 90 Amp, w/o Transformer	DR	90	12	7262N	
DD 6V-92		30SI Delco, 90 Amp, w/Transformer	DR	90	12	7256N	
DD 6V-92		Delco 25SI, 75 Amp	DR	75	12	7255N	8066N
DD 6V-92		Ford (Blue Back) Alternator 75 Amp, ER/EF	FO	90	12	7712N	
DD 6V-92		Ford (Blue Back) Alternator 90 Amp, ER/EF	FO	90	12	7712N	
DD 6V-92		Ford 40-60 Amp, ER/EF	FO	65	12	7078N	
DD 6V-92		Ford Oversize Unit - 65 Amp, ER/EF	FO	90	12	7069	
DD 6V-92		Ford Oversize Unit - 90 Amp, ER/EF	FO	90	12	7069	
DD 8V-71	1990-82	30SI Delco, 90 Amp, w/o Transformer	DR	90	12	7262N	
DD 8V-71		30SI Delco, 90 Amp, w/Transformer	DR	90	12	7256N	
DD 8V-71		Bosch Repl. Unit, 160 Amp, 3 Mounting Ears	BO	160	12	12490N	12715N
DD 8V-71		Bosch Repl. Unit, 200 Amp, 3 Mounting Ears	BO	200	12	12715N	
DD 8V-71		Delco 25SI, 75 Amp	DR	75	12	7255N	8066N
DD 8V-71		Ford (Blue Back) Alternator 75 Amp, ER/EF	FO	90	12	7712N	

ALTERNATORS

ALTERNATORS AND GENERATORS

ENGINE	YEAR	APPLICATION	Mfg	Amp	Volt	PART NO.	OPT. NO.	
Ford (Cont'd)								
L9000 (Cont'd)								
DD 8V-71	1990-82	Ford (Blue Back) Alternator 90 Amp, ER/EF	FO	90	12	7712N		
DD 8V-71		Ford 40-60 Amp, ER/EF	FO	65	12	7078N		
DD 8V-71		Ford Oversize Unit - 65 Amp, ER/EF	FO	90	12	7069		
DD 8V-71		Ford Oversize Unit - 90 Amp, ER/EF	FO	90	12	7069		
DD 8V-71		Leece Neville (J-180 Mtg.) IR/EF, 105 Amp, B+ 5/16	LN	130	12	7612N	7613N	
DD 8V-71		Leece Neville (J-180 Mtg.) IR/EF, 130 Amp, B+ 5/16	LN	130	12	7612N	7613N	
DD 8V-71		Leece Neville (J-180 Mtg.) IR/EF, 90 Amp, B+ 5/16	LN	130	12	7612N	7613N	
DD 8V-71		Leece Neville LC Series, 160 Amp, stator activated, 239 mm Rotor OAL	LN	160	12	7613N-LC		
DD 8V-71		Leece Neville, IR/EF, 160 Amp, trio activated, (235mm rotor OAL)	LN	160	12	7613N	7613N-LC	
DD 8V-71		Motorola, Dual Mtg., Int. Reg.	LN	160	12	8329N		
DD 8V-92	1988-82	30SI Delco, 90 Amp, w/o Transformer	DR	90	12	7262N		
DD 8V-92		30SI Delco, 90 Amp, w/Transformer	DR	90	12	7256N		
DD 8V-92		Bosch Repl. Unit, 160 Amp, 3 Mounting Ears	BO	160	12	12490N	12715N	
DD 8V-92		Bosch Repl. Unit, 200 Amp, 3 Mounting Ears	BO	200	12	12715N		
DD 8V-92		Delco 25SI, 75 Amp	DR	75	12	7255N	8066N	
DD 8V-92		Ford (Blue Back) Alternator 75 Amp, ER/EF	FO	90	12	7712N		
DD 8V-92		Ford (Blue Back) Alternator 90 Amp, ER/EF	FO	90	12	7712N		
DD 8V-92		Ford 40-60 Amp, ER/EF	FO	65	12	7078N		
DD 8V-92		Ford Oversize Unit - 65 Amp, ER/EF	FO	90	12	7069		
DD 8V-92		Ford Oversize Unit - 90 Amp, ER/EF	FO	90	12	7069		
DD 8V-92	Leece Neville (J-180 Mtg.) IR/EF, 105 Amp, B+ 5/16	LN	130	12	7612N	7613N		
DD 8V-92	Leece Neville (J-180 Mtg.) IR/EF, 130 Amp, B+ 5/16	LN	130	12	7612N	7613N		
DD 8V-92	Leece Neville (J-180 Mtg.) IR/EF, 90 Amp, B+ 5/16	LN	130	12	7612N	7613N		
DD 8V-92	Leece Neville LC Series, 160 Amp, stator activated, 239 mm Rotor OAL	LN	160	12	7613N-LC			
DD 8V-92	Leece Neville, IR/EF, 160 Amp, trio activated, (235mm rotor OAL)	LN	160	12	7613N	7613N-LC		
DD 8V-92	Motorola, Dual Mtg., Int. Reg.	LN	160	12	8329N			
Ford 6.6L (401) L6 Diesel	1995-90	21SI Delco, 12V / 100 Amp, Std. SRE bearing	DR	130	12	8027N	7644N	
Ford 6.6L (401) L6 Diesel		Delco 21SI 115 Amp, 2V pulley, Std. SRE bearing	DR	130	12	8027N	7644N	
Ford 6.6L (401) L6 Diesel		Delco 21SI 115 Amp, 8S pulley, Std. SRE bearing	DR	130	12	8027N	7644N	
Ford 6.6L (401) L6 Diesel		Delco 21SI 130 Amp, longer SRE rotor bearing, w/ Term.	DR	130	12	8027N	7644N	
Ford 6.6L (401) L6 Diesel		Delco 21SI 145 Amp, Std. SRE bearing	DR	145-160	12	7644N	8076N	
Ford 6.6L (401) L6 Diesel		Delco 21SI, 65 Amp	DR	130	12	8027N	7644N	
Ford 6.6L (401) L6 Diesel		Ford 3G (Larger Frt. Brg.) str. mount, 95 Amp, 8S pulley	FO	95	12	7785N		
Ford 6.6L (401) L6 Diesel		Ford 3G (Std.) 95 Amp, str. mount, w/o pulley	FO	95	12	7749-3N-0G		
Ford 6.6L (401) L6 Diesel		Ford 3G (Std.) 95 Amp, str. mount, 2V pulley	FO	95	12	7749-3N-2G		
Ford 6.6L (401) L6 Diesel		1995-82 Bosch Repl. Unit, 160 Amp, 3 Mounting Ears	BO	160	12	12490N	12715N	
Ford 6.6L (401) L6 Diesel	Bosch Repl. Unit, 200 Amp, 3 Mounting Ears	BO	200	12	12715N			
Ford 6.6L (401) L6 Diesel	Leece Neville (J-180 Mtg.) IR/EF, 105 Amp, B+ 5/16	LN	130	12	7612N	7613N		
Ford 6.6L (401) L6 Diesel	Leece Neville (J-180 Mtg.) IR/EF, 130 Amp, B+ 5/16	LN	130	12	7612N	7613N		
Ford 6.6L (401) L6 Diesel	Leece Neville (J-180 Mtg.) IR/EF, 90 Amp, B+ 5/16	LN	130	12	7612N	7613N		
Ford 6.6L (401) L6 Diesel	Leece Neville LC Series, 160 Amp, stator activated, 239 mm Rotor OAL	LN	160	12	7613N-LC			
Ford 6.6L (401) L6 Diesel	Leece Neville, IR/EF, 160 Amp, trio activated, (235mm rotor OAL)	LN	160	12	7613N	7613N-LC		
Ford 6.6L (401) L6 Diesel	Motorola, Dual Mtg., Int. Reg.	LN	160	12	8329N			
Ford 6.6L (401) L6 Diesel	1989-82	30SI Delco, 90 Amp, w/o Transformer	DR	90	12	7262N		
Ford 6.6L (401) L6 Diesel		30SI Delco, 90 Amp, w/Transformer	DR	90	12	7256N		
Ford 6.6L (401) L6 Diesel		Delco 25SI, 75 Amp	DR	75	12	7255N	8066N	
Ford 6.6L (401) L6 Diesel		Ford (Blue Back) Alternator 75 Amp, ER/EF	FO	90	12	7712N		
Ford 6.6L (401) L6 Diesel		Ford (Blue Back) Alternator 90 Amp, ER/EF	FO	90	12	7712N		
Ford 6.6L (401) L6 Diesel		Ford 40-60 Amp, ER/EF	FO	65	12	7078N		
Ford 6.6L (401) L6 Diesel		Ford Oversize Unit - 65 Amp, ER/EF	FO	90	12	7069		
Ford 6.6L (401) L6 Diesel		Ford Oversize Unit - 90 Amp, ER/EF	FO	90	12	7069		
Ford 7.8L (476) L6 Diesel		1995-90	21SI Delco, 12V / 100 Amp, Std. SRE bearing	DR	130	12	8027N	7644N
Ford 7.8L (476) L6 Diesel			Delco 21SI 115 Amp, 2V pulley, Std. SRE bearing	DR	130	12	8027N	7644N
Ford 7.8L (476) L6 Diesel	Delco 21SI 115 Amp, 8S pulley, Std. SRE bearing		DR	130	12	8027N	7644N	
Ford 7.8L (476) L6 Diesel	Delco 21SI 130 Amp, longer SRE rotor bearing, w/ Term.		DR	130	12	8027N	7644N	
Ford 7.8L (476) L6 Diesel	Delco 21SI 145 Amp, Std. SRE bearing		DR	145-160	12	7644N	8076N	
Ford 7.8L (476) L6 Diesel	Delco 21SI, 65 Amp		DR	130	12	8027N	7644N	
Ford 7.8L (476) L6 Diesel	Ford 3G (Larger Frt. Brg.) str. mount, 95 Amp, 8S pulley		FO	95	12	7785N		
Ford 7.8L (476) L6 Diesel	Ford 3G (Std.) 95 Amp, str. mount, w/o pulley		FO	95	12	7749-3N-0G		
Ford 7.8L (476) L6 Diesel	1995-82 Bosch Repl. Unit, 160 Amp, 3 Mounting Ears		BO	160	12	12490N	12715N	

ALTERNATORS

ALTERNATORS AND GENERATORS

ENGINE	YEAR	APPLICATION	Mfg	Amp	Volt	PART NO.	OPT. NO.
Ford (Cont'd)							
L9000 (Cont'd)							
Ford 7.8L (476) L6 Diesel	1995-82	Bosch Repl. Unit, 200 Amp, 3 Mounting Ears	BO	200	12	12715N	
Ford 7.8L (476) L6 Diesel		Leece Neville (J-180 Mtg.) IR/EF, 105 Amp, B+ 5/16	LN	130	12	7612N	7613N
Ford 7.8L (476) L6 Diesel		Leece Neville (J-180 Mtg.) IR/EF, 130 Amp, B+ 5/16	LN	130	12	7612N	7613N
Ford 7.8L (476) L6 Diesel		Leece Neville (J-180 Mtg.) IR/EF, 90 Amp, B+ 5/16	LN	130	12	7612N	7613N
Ford 7.8L (476) L6 Diesel		Leece Neville LC Series, 160 Amp, stator activated, 239 mm Rotor OAL	LN	160	12	7613N-LC	
Ford 7.8L (476) L6 Diesel		Leece Neville, IR/EF, 160 Amp, trio activated, (235mm rotor OAL)	LN	160	12	7613N	7613N-LC
Ford 7.8L (476) L6 Diesel		Motorola, Dual Mtg., Int. Reg.	LN	160	12	8329N	
Ford 7.8L (476) L6 Diesel	1994-90	Ford 3G (Std.) 95 Amp, str. mount, 2V pulley	FO	95	12	7749-3N-2G	
Ford 7.8L (476) L6 Diesel	1989-82	30SI Delco, 90 Amp, w/o Transformer	DR	90	12	7262N	
Ford 7.8L (476) L6 Diesel		30SI Delco, 90 Amp, w/Transformer	DR	90	12	7256N	
Ford 7.8L (476) L6 Diesel		Delco 25SI, 75 Amp	DR	75	12	7255N	8066N
Ford 7.8L (476) L6 Diesel		Ford (Blue Back) Alternator 75 Amp, ER/EF	FO	90	12	7712N	
Ford 7.8L (476) L6 Diesel		Ford (Blue Back) Alternator 90 Amp, ER/EF	FO	90	12	7712N	
Ford 7.8L (476) L6 Diesel		Ford 40-60 Amp, ER/EF	FO	65	12	7078N	
Ford 7.8L (476) L6 Diesel		Ford Oversize Unit - 65 Amp, ER/EF	FO	90	12	7069	
Ford 7.8L (476) L6 Diesel		Ford Oversize Unit - 90 Amp, ER/EF	FO	90	12	7069	
Ford 7.8L (476) L6 Diesel	1995	Ford 3G (Std.) 95 Amp, str. mount, 2V pulley	FO	95	12	7749-3N-2G	
LCF							
V6 4.5L 275cid	2010-06	LN IR/ IF, 230A upgrade, 3 Bolt Pad Mount	LN	230	12	7341N	
LN7000							
L6 5.9L 359cid	1997-95	Delco 21SI, 145 Amp	DR	145-160	12	7644N	8076N
L6 5.9L 359cid	1997-94	Delco 21SI 115 Amp	DR	130	12	8027N	7644N
L6 6.6L 401cid	1993-90	Delco 21SI 115 Amp	DR	130	12	8027N	7644N
LN8000							
L6 7.8L 473cid	1993-92	Delco 21SI 115 Amp	DR	130	12	8027N	7644N
L6 8.3L 504cid	1997-95	Delco 21SI, 145 Amp	DR	145-160	12	7644N	8076N
L6 8.3L 504cid	1997-93	Delco 21SI 115 Amp	DR	130	12	8027N	7644N
P-100							
L6 2.8L 2786cc 170cid	1967-65	Opt. 55 Amp	FO	65	12	7058N	7078N
L6 2.8L 2786cc 170cid		Std. 40 Amp	FO	65	12	7058N	7078N
L6 3.9L 3933cc 240cid	1971-68	Opt. 55 Amp	FO	65	12	7058N	7078N
L6 3.9L 3933cc 240cid		Std. 40 Amp	FO	65	12	7058N	7078N
L6 3.9L 3933cc 240cid	1973	Opt. 60 Amp, 1-Groove Pulley	FO	65	12	7078N	
L6 3.9L 3933cc 240cid		Opt. 60 Amp, 2-Groove Pulley	FO	65	12	7078N	
L6 3.9L 3933cc 240cid		Std. 40 Amp, 1-Groove Pulley	FO	65	12	7078N	
L6 3.9L 3933cc 240cid		Std. 40 Amp, 2-Groove Pulley	FO	65	12	7078N	
L6 3.9L 3933cc 240cid	1972	Std. B+ Terminal at 5:00, 55 Amp	FO	65	12	7058N	7078N
L6 3.9L 3933cc 240cid		Std. B+ Terminal at 7:00, 1-Groove Pulley, 40 Amp	FO	65	12	7078N	
L6 3.9L 3933cc 240cid		Std. B+ Terminal at 7:00, 1-Groove Pulley, 60 Amp	FO	65	12	7078N	
L6 3.9L 3933cc 240cid		Std. B+ Terminal at 7:00, 2-Groove Pulley, 40 Amp	FO	65	12	7078N	
L6 3.9L 3933cc 240cid		Std. B+ Terminal at 7:00, 2-Groove Pulley, 60 Amp	FO	65	12	7078N	
P-350							
L4 4.0L 242cid	1969-68	Diesel, Opt. 65 Amp	FO	90	12	7069	
L4 4.0L 242cid		Diesel, Opt. 90 Amp	FO	90	12	7069	
L4 4.0L 242cid		Diesel, Std. 55 Amp	FO	65	12	7058N	7078N
L4 4.0L 3966cc 242cid	1970-67	Diesel, Std. 55 Amp	FO	65	12	7058N	7078N
L4 4.0L 3966cc 242cid	1969-67	Diesel, Opt. 65 Amp	FO	90	12	7069	
L4 4.0L 3966cc 242cid		Diesel, Opt. 90 Amp	FO	90	12	7069	
L6 2.8L 2786cc 170cid	1967-65	Opt. 55 Amp	FO	65	12	7058N	7078N
L6 2.8L 2786cc 170cid		Std. 40 Amp	FO	65	12	7058N	7078N
L6 2.8L 2786cc 170cid	1967	Opt HD	FO	90	12	7069	
L6 3.9L 240cid	1971-70	Opt. 65 Amp	FO	90	12	7069	
L6 3.9L 240cid		Opt. 90 Amp	FO	90	12	7069	
L6 3.9L 240cid	1971-68	Opt. 55 Amp	FO	65	12	7058N	7078N
L6 3.9L 240cid		Std. 40 Amp	FO	65	12	7058N	7078N
L6 3.9L 240cid	1972	Opt HD, 65 Amp	FO	90	12	7069	
L6 3.9L 240cid		Opt HD, 90 Amp	FO	90	12	7069	
L6 3.9L 240cid		Std. B+ Terminal at 5:00, 55 Amp	FO	65	12	7058N	7078N
L6 3.9L 240cid		Std. B+ Terminal at 7:00, 1-Groove Pulley, 40 Amp	FO	65	12	7078N	
L6 3.9L 240cid		Std. B+ Terminal at 7:00, 1-Groove Pulley, 60 Amp	FO	65	12	7078N	
L6 3.9L 240cid		Std. B+ Terminal at 7:00, 2-Groove Pulley, 40 Amp	FO	65	12	7078N	

ALTERNATORS AND GENERATORS

ENGINE	YEAR	APPLICATION	Mfg	Amp	Volt	PART NO.	OPT. NO.
Ford (Cont'd)							
P-350 (Cont'd)							
L6 3.9L 240cid	1972	Std. B+ Terminal at 7:00, 2-Groove Pulley, 60 Amp	FO	65	12	7078N	
L6 3.9L 3933cc 240cid	1974-73	Opt. 60 Amp, 1-Groove Pulley	FO	65	12	7078N	
L6 3.9L 3933cc 240cid		Opt. 60 Amp, 2-Groove Pulley	FO	65	12	7078N	
L6 3.9L 3933cc 240cid		Std. 40 Amp, 1-Groove Pulley	FO	65	12	7078N	
L6 3.9L 3933cc 240cid		Std. 40 Amp, 2-Groove Pulley	FO	65	12	7078N	
L6 3.9L 3933cc 240cid	1971-70	Opt. 65 Amp	FO	90	12	7069	
L6 3.9L 3933cc 240cid		Opt. 90 Amp	FO	90	12	7069	
L6 3.9L 3933cc 240cid	1971-65	Opt. 55 Amp	FO	65	12	7058N	7078N
L6 3.9L 3933cc 240cid		Std. 40 Amp	FO	65	12	7058N	7078N
L6 3.9L 3933cc 240cid	1972	Opt HD, 65 Amp	FO	90	12	7069	
L6 3.9L 3933cc 240cid		Opt HD, 90 Amp	FO	90	12	7069	
L6 3.9L 3933cc 240cid		Std. B+ Terminal at 5:00, 55 Amp	FO	65	12	7058N	7078N
L6 3.9L 3933cc 240cid		Std. B+ Terminal at 7:00, 1-Groove Pulley, 40 Amp	FO	65	12	7078N	
L6 3.9L 3933cc 240cid		Std. B+ Terminal at 7:00, 1-Groove Pulley, 60 Amp	FO	65	12	7078N	
L6 3.9L 3933cc 240cid		Std. B+ Terminal at 7:00, 2-Groove Pulley, 40 Amp	FO	65	12	7078N	
L6 3.9L 3933cc 240cid		Std. B+ Terminal at 7:00, 2-Groove Pulley, 60 Amp	FO	65	12	7078N	
L6 4.9L 300cid	1976-72	Opt. 60 Amp, 1-Groove Pulley	FO	65	12	7078N	
L6 4.9L 300cid		Opt. 60 Amp, 2-Groove Pulley	FO	65	12	7078N	
L6 4.9L 300cid		Std. 40 Amp, 1-Groove Pulley	FO	65	12	7078N	
L6 4.9L 300cid		Std. 40 Amp, 2-Groove Pulley	FO	65	12	7078N	
L6 4.9L 300cid	1971-68	Opt. 55 Amp	FO	65	12	7058N	7078N
L6 4.9L 300cid		Std. 40 Amp	FO	65	12	7058N	7078N
L6 4.9L 4917cc 300cid	1974-72	Opt. 60 Amp, 1-Groove Pulley	FO	65	12	7078N	
L6 4.9L 4917cc 300cid		Opt. 60 Amp, 2-Groove Pulley	FO	65	12	7078N	
L6 4.9L 4917cc 300cid		Std. 40 Amp, 1-Groove Pulley	FO	65	12	7078N	
L6 4.9L 4917cc 300cid		Std. 40 Amp, 2-Groove Pulley	FO	65	12	7078N	
L6 4.9L 4917cc 300cid	1971-65	Opt. 55 Amp	FO	65	12	7058N	7078N
L6 4.9L 4917cc 300cid		Std. 40 Amp	FO	65	12	7058N	7078N
V8 4.8L 4786cc 292cid	1964	Opt. 55 Amp	FO	65	12	7058N	7078N
V8 4.8L 4786cc 292cid		Std. 40 Amp	FO	65	12	7058N	7078N
V8 5.0L 302cid	1976-72	Opt HD	FO	90	12	7069	
V8 5.0L 302cid		Opt. 60 Amp, 1-Groove Pulley	FO	65	12	7078N	
V8 5.0L 302cid		Opt. 60 Amp, 2-Groove Pulley	FO	65	12	7078N	
V8 5.0L 302cid		Std. 40 Amp, 1-Groove Pulley	FO	65	12	7078N	
V8 5.0L 302cid		Std. 40 Amp, 2-Groove Pulley	FO	65	12	7078N	
V8 5.0L 4949cc 302cid	1972	Opt HD	FO	90	12	7069	
V8 5.0L 4949cc 302cid		Opt. 60 Amp, 1-Groove Pulley	FO	65	12	7078N	
V8 5.0L 4949cc 302cid		Opt. 60 Amp, 2-Groove Pulley	FO	65	12	7078N	
V8 5.0L 4949cc 302cid		Std. 40 Amp, 1-Groove Pulley	FO	65	12	7078N	
V8 5.0L 4949cc 302cid		Std. 40 Amp, 2-Groove Pulley	FO	65	12	7078N	
V8 5.0L 4950cc 302cid		Opt HD	FO	90	12	7069	
V8 5.0L 4950cc 302cid		Opt. 60 Amp, 1-Groove Pulley	FO	65	12	7078N	
V8 5.0L 4950cc 302cid		Opt. 60 Amp, 2-Groove Pulley	FO	65	12	7078N	
V8 5.0L 4950cc 302cid		Std. 40 Amp, 1-Groove Pulley	FO	65	12	7078N	
V8 5.0L 4950cc 302cid		Std. 40 Amp, 2-Groove Pulley	FO	65	12	7078N	
V8 5.9L 360cid	1973	Opt. 60 Amp, 1-Groove Pulley	FO	65	12	7078N	
V8 5.9L 360cid		Opt. 60 Amp, 2-Groove Pulley	FO	65	12	7078N	
V8 5.9L 360cid		Std. 40 Amp, 1-Groove Pulley	FO	65	12	7078N	
V8 5.9L 360cid		Std. 40 Amp, 2-Groove Pulley	FO	65	12	7078N	
V8 5.9L 5899cc 360cid	1974-72	Opt. 60 Amp, 1-Groove Pulley	FO	65	12	7078N	
V8 5.9L 5899cc 360cid		Opt. 60 Amp, 2-Groove Pulley	FO	65	12	7078N	
V8 5.9L 5899cc 360cid		Std. 40 Amp, 1-Groove Pulley	FO	65	12	7078N	
V8 5.9L 5899cc 360cid		Std. 40 Amp, 2-Groove Pulley	FO	65	12	7078N	
V8 5.9L 5899cc 360cid	1971-68	Opt. 55 Amp	FO	65	12	7058N	7078N
V8 5.9L 5899cc 360cid		Std. 40 Amp	FO	65	12	7058N	7078N
V8 5.9L 5900cc 360cid	1973	Opt. 60 Amp, 1-Groove Pulley	FO	65	12	7078N	
V8 5.9L 5900cc 360cid		Opt. 60 Amp, 2-Groove Pulley	FO	65	12	7078N	
V8 5.9L 5900cc 360cid		Std. 40 Amp, 1-Groove Pulley	FO	65	12	7078N	
V8 5.9L 5900cc 360cid		Std. 40 Amp, 2-Groove Pulley	FO	65	12	7078N	
V8 6.4L 390cid	1973-72	Opt. 60 Amp, 1-Groove Pulley	FO	65	12	7078N	
V8 6.4L 390cid		Opt. 60 Amp, 2-Groove Pulley	FO	65	12	7078N	
V8 6.4L 390cid		Std. 40 Amp, 1-Groove Pulley	FO	65	12	7078N	
V8 6.4L 390cid		Std. 40 Amp, 2-Groove Pulley	FO	65	12	7078N	
V8 6.4L 6391cc 390cid	1974-72	Opt. 60 Amp, 1-Groove Pulley	FO	65	12	7078N	
V8 6.4L 6391cc 390cid		Opt. 60 Amp, 2-Groove Pulley	FO	65	12	7078N	
V8 6.4L 6391cc 390cid		Std. 40 Amp, 1-Groove Pulley	FO	65	12	7078N	

ALTERNATORS

ALTERNATORS AND GENERATORS

ENGINE	YEAR	APPLICATION	Mfg	Amp	Volt	PART NO.	OPT. NO.
Ford (Cont'd)							
P-350 (Cont'd)							
V8 6.4L 6391cc 390cid	1974-72	Std. 40 Amp, 2-Groove Pulley	FO	65	12	7078N	
V8 6.4L 6391cc 390cid	1971-68	Opt. 55 Amp	FO	65	12	7058N	7078N
V8 6.4L 6391cc 390cid		Std. 40 Amp	FO	65	12	7058N	7078N
V8 6.4L 6392cc 390cid	1973-72	Opt. 60 Amp, 1-Groove Pulley	FO	65	12	7078N	
V8 6.4L 6392cc 390cid		Opt. 60 Amp, 2-Groove Pulley	FO	65	12	7078N	
V8 6.4L 6392cc 390cid		Std. 40 Amp, 1-Groove Pulley	FO	65	12	7078N	
V8 6.4L 6392cc 390cid		Std. 40 Amp, 2-Groove Pulley	FO	65	12	7078N	
V8 6.6L 400cid	1976	Opt. 60 Amp, 1-Groove Pulley	FO	65	12	7078N	
V8 6.6L 400cid		Opt. 60 Amp, 2-Groove Pulley	FO	65	12	7078N	
V8 6.6L 400cid		Std. 40 Amp, 1-Groove Pulley	FO	65	12	7078N	
V8 6.6L 400cid		Std. 40 Amp, 2-Groove Pulley	FO	65	12	7078N	
P-400							
L6 4.9L 300cid	1976-75	Opt. 60 Amp, 1-Groove Pulley	FO	65	12	7078N	
L6 4.9L 300cid		Opt. 60 Amp, 2-Groove Pulley	FO	65	12	7078N	
L6 4.9L 300cid		Std. 40 Amp, 1-Groove Pulley	FO	65	12	7078N	
L6 4.9L 300cid		Std. 40 Amp, 2-Groove Pulley	FO	65	12	7078N	
V8 5.0L 302cid		Opt HD	FO	90	12	7069	
V8 5.0L 302cid		Opt. 60 Amp, 1-Groove Pulley	FO	65	12	7078N	
V8 5.0L 302cid		Opt. 60 Amp, 2-Groove Pulley	FO	65	12	7078N	
V8 5.0L 302cid		Std. 40 Amp, 1-Groove Pulley	FO	65	12	7078N	
V8 5.0L 302cid		Std. 40 Amp, 2-Groove Pulley	FO	65	12	7078N	
V8 6.6L 400cid		Opt. 60 Amp, 1-Groove Pulley	FO	65	12	7078N	
V8 6.6L 400cid		Opt. 60 Amp, 2-Groove Pulley	FO	65	12	7078N	
V8 6.6L 400cid		Std. 40 Amp, 1-Groove Pulley	FO	65	12	7078N	
V8 6.6L 400cid		Std. 40 Amp, 2-Groove Pulley	FO	65	12	7078N	
P-500							
L6 4.9L 300cid	1976-75	Opt. 60 Amp, 1-Groove Pulley	FO	65	12	7078N	
L6 4.9L 300cid		Opt. 60 Amp, 2-Groove Pulley	FO	65	12	7078N	
L6 4.9L 300cid		Std. 40 Amp, 1-Groove Pulley	FO	65	12	7078N	
L6 4.9L 300cid		Std. 40 Amp, 2-Groove Pulley	FO	65	12	7078N	
V8 5.0L 302cid	1977-75	Opt HD	FO	90	12	7069	
V8 5.0L 302cid		Opt. 60 Amp, 1-Groove Pulley	FO	65	12	7078N	
V8 5.0L 302cid		Opt. 60 Amp, 2-Groove Pulley	FO	65	12	7078N	
V8 5.0L 302cid		Std. 40 Amp, 1-Groove Pulley	FO	65	12	7078N	
V8 5.0L 302cid		Std. 40 Amp, 2-Groove Pulley	FO	65	12	7078N	
V8 6.6L 400cid		Opt. 60 Amp, 1-Groove Pulley	FO	65	12	7078N	
V8 6.6L 400cid		Opt. 60 Amp, 2-Groove Pulley	FO	65	12	7078N	
V8 6.6L 400cid		Std. 40 Amp, 1-Groove Pulley	FO	65	12	7078N	
V8 6.6L 400cid		Std. 40 Amp, 2-Groove Pulley	FO	65	12	7078N	
Transit Connect							
L4 2.0L 121cid	2013-11	VIN N	MI	150	12	11272N	
L4 2.0L 121cid	2010	Std. Unit	MI	150	12	11272N	
Freightliner							
Argosy							
Caterpillar 3406	2008-04	DR 36SI, Quad Mt., 24V / 95 Amp	DR	95	24	8610N	
Caterpillar 3406	2008-00	DR 36SI, J-180 Mt. (33SI Upgrade) 170 Amp	DR	170	12	8612N	
Caterpillar 3406	2002-01	ND IR/ EF, 24V/ 65 Amp, J-180 Mtg.	ND	95	24	12670N	
Caterpillar 3406	2002-00	Bosch Replacement Unit, 160 Amp, 3 Mounting Ears	BO	160	12	12490N	12715N
Caterpillar 3406		Bosch Replacement Unit, 200 Amp	BO	200	12	12715N	
Caterpillar 3406		DR 22SI J-180 Mt., 130 Amp, 14.1 Vset	DR	145	12	8078N	7685N
Caterpillar 3406		DR 22SI J-180 Mt., 130-145 Amp, 14.5 Vset	DR	145	12	8078N-1	7685N
Caterpillar 3406		DR 22SI J-180 Mt., 145 Amp, 14.1 Vset	DR	145	12	8078N	7685N
Caterpillar 3406		DR 33SI, J-180 Mt., #10 R Term., 135 Amp, Std.	DR	135	12	8083N	8612N
Caterpillar 3406		DR 33SI, J-180 Mt., 135 Amp, Road Gang Pkg.	DR	140	12	8607N	8612N
Caterpillar 3406		DR 33SI, J-180Mt., #10 R Term, 110 Amp, Std.	DR	110	12	8081N	8612N
Caterpillar 3406		DR 35SI, J-180 Mtg, 135 Amp, Repl. 33SI, Std.	DR	140	12	8607N	8612N
Caterpillar 3406		DR 35SI, J-180 Mtg. 135 Amp, Repl. 33SI, Road Gang Pkg.	DR	140	12	8607N	8612N
Caterpillar 3406		Leece Neville 2500JB, 90 Amp	LN	130	12	7612N	7613N
Caterpillar 3406		Leece Neville 2600JB, 105 Amp	LN	130	12	7612N	7613N
Caterpillar 3406		Leece Neville 2700JB, 130 Amp	LN	130	12	7612N	7613N
Caterpillar 3406		Leece Neville 2805JB, 145 Amp	LN	160	12	7613N	7613N-LC
Caterpillar 3406		Leece Neville LC Series, 160 Amp, stator activated, 239 mm Rotor OAL	LN	160	12	7613N-LC	

ALTERNATORS AND GENERATORS

ENGINE	YEAR	APPLICATION	Mfg	Amp	Volt	PART NO.	OPT. NO.
Freightliner (Cont'd)							
Argosy (Cont'd)							
Caterpillar 3406	2002-00	Leece Neville, IR/EF, 160 Amp, trio activated, (235mm rotor OAL)	LN	160	12	7613N	7613N-LC
Caterpillar 3406		Motorola 8LHA, 130 Amp, Std. Regulator	LN	160	12	8329N	
Caterpillar 3406		Motorola 8LHA, 140 Amp, Std. Regulator	LN	160	12	8329N	
Caterpillar 3406		Opt. Serv. Repl., DR 24SI, J180 Mt., 160 Amp	DR	160	12	8718N	
Caterpillar 3406, 14.6L	2008-05	Delco 35SI, (34SI) HP High Temp Pkg.	DR	140	12	8608N	8613N
Caterpillar 3406, 14.6L	2008-03	Leece-Neville, IR/ EF, 270 Amp, Pad Mount	LN	270	12	8681N	
Caterpillar 3406, 14.6L		LN IR/ EF, Quad Mt., Opt. Serv. Repl., 12V / 185 Amp	LN	185	12	8676N	
Caterpillar 3406, 14.6L		LN, ER / EF, Dual Ft. Mt., 185 Amp	LN	185	12	8674N	
Caterpillar 3406, 14.6L		LN, IR / EF 185 Amp, B. Post-left	LN	185	12	8658N	8745N
Caterpillar 3406, 14.6L		LN, IR / EF, 185 Amp, B. Post-right	LN	185	12	8673N	8658N
Caterpillar 3406, 14.6L	2008-00	DR 35SI HP, J-180 Mtg. 140 Amp, Repl. 33SI, High Temp Pkg. .	DR	140	12	8607N	8612N
Caterpillar 3406, 14.6L	2007-03	LN IR/ EF, 270 Amp, Quad Pad Mt.	LN	270	12	8681N	
Caterpillar 3406, 14.6L	2003-98	LN, 270 Amp, J-180 Mt., Ign. Stud. Int. Sense, B. Post-right	LN	270	12	8654N	
Caterpillar 3406, 14.6L	2003-97	LN IR/ EF, 270 Amp, J-180 Mtg., SE Reg.	LN	270	12	8322N	
Caterpillar C12	2008-04	DR 36SI, Quad Mt., 24V / 95 Amp	DR	95	24	8610N	
Caterpillar C-12	2008-00	DR 36SI, J-180 Mt. (33SI Upgrade) 170 Amp	DR	170	12	8612N	
Caterpillar C-12	2004-00	Motorola 8LHA, 130 Amp, Std. Regulator	LN	160	12	8329N	
Caterpillar C-12		Motorola 8LHA, 140 Amp, Std. Regulator	LN	160	12	8329N	
Caterpillar C-12	2002-00	Bosch Replacement Unit, 160 Amp, 3 Mounting Ears	BO	160	12	12490N	12715N
Caterpillar C-12		Bosch Replacement Unit, 200 Amp	BO	200	12	12715N	
Caterpillar C-12		DR 22SI J-180 Mt., 130 Amp, 14.1 Vset	DR	145	12	8078N	7685N
Caterpillar C-12		DR 22SI J-180 Mt., 130-145 Amp, 14.5 Vset	DR	145	12	8078N-1	7685N
Caterpillar C-12		DR 22SI J-180 Mt., 145 Amp, 14.1 Vset	DR	145	12	8078N	7685N
Caterpillar C-12		DR 33SI, J-180 Mt., #10 R Term., 135 Amp, Std.	DR	135	12	8083N	8612N
Caterpillar C-12		DR 33SI, J-180 Mt., 135 Amp, Road Gang Pkg.	DR	140	12	8607N	8612N
Caterpillar C-12		DR 33SI, J-180Mt., #10 R Term, 110 Amp, Std.	DR	110	12	8081N	8612N
Caterpillar C-12		DR 35SI, J-180 Mtg, 135 Amp, Repl. 33SI, Std.	DR	140	12	8607N	8612N
Caterpillar C-12		DR 35SI, J-180 Mtg. 135 Amp, Repl. 33SI, Road Gang Pkg.	DR	140	12	8607N	8612N
Caterpillar C-12		Leece Neville 2500JB, 90 Amp	LN	130	12	7612N	7613N
Caterpillar C-12		Leece Neville 2600JB, 105 Amp	LN	130	12	7612N	7613N
Caterpillar C-12		Leece Neville 2700JB, 130 Amp	LN	130	12	7612N	7613N
Caterpillar C-12		Leece Neville 2805JB, 145 Amp	LN	160	12	7613N	7613N-LC
Caterpillar C-12		Leece Neville LC Series, 160 Amp, stator activated, 239 mm Rotor OAL	LN	160	12	7613N-LC	
Caterpillar C-12		Leece Neville, IR/EF, 160 Amp, trio activated, (235mm rotor OAL)	LN	160	12	7613N	7613N-LC
Caterpillar C-12		Motorola 8LHA, 130 Amp, Std. Regulator	LN	160	12	8329N	
Caterpillar C-12		Opt. Serv. Repl., DR 24SI, J180 Mt., 160 Amp	DR	160	12	8718N	
Caterpillar C12, 12.0L	2008-05	Delco 35SI, (34SI) HP High Temp Pkg.	DR	140	12	8608N	8613N
Caterpillar C12, 12.0L	2008-03	Leece-Neville, IR/ EF, 270 Amp, Pad Mount	LN	270	12	8681N	
Caterpillar C12, 12.0L		LN IR/ EF, Quad Mt., Opt. Serv. Repl., 12V / 185 Amp	LN	185	12	8676N	
Caterpillar C12, 12.0L		LN, ER / EF, Dual Ft. Mt., 185 Amp	LN	185	12	8674N	
Caterpillar C12, 12.0L		LN, IR / EF, 185 Amp, B. Post-right	LN	185	12	8673N	8658N
Caterpillar C12, 12.0L	2008-00	DR 35SI HP, J-180 Mtg. 140 Amp, Repl. 33SI, High Temp Pkg. .	DR	140	12	8607N	8612N
Caterpillar C12, 12.0L	2007-03	LN IR/ EF, 270 Amp, Quad Pad Mt.	LN	270	12	8681N	
Caterpillar C12, 12.0L	2006-03	LN, IR / EF 185 Amp, B. Post-left	LN	185	12	8658N	8745N
Caterpillar C12, 12.0L	2003-98	LN, 270 Amp, J-180 Mt., Ign. Stud. Int. Sense, B. Post-right	LN	270	12	8654N	
Caterpillar C12, 12.0L	2003-97	LN IR/ EF, 270 Amp, J-180 Mtg., SE Reg.	LN	270	12	8322N	
Caterpillar C15	2012-99	Argosy 90, DR 22SI, 12V / 130 Amp	DR	160	12	8560N	
Caterpillar C15	2008-04	DR 36SI, Quad Mt., 24V / 95 Amp	DR	95	24	8610N	
Caterpillar C-15	2008-00	DR36SI HP,Quad Pad Mt., 170 Amp, High Temp Pkg.	DR	170	12	8614N	
Caterpillar C-15		LN, 160 Amp, w/Lamp Driver Reg.	DR	170	12	8614N	
Caterpillar C-15	2007-00	DR 35SI HP, Quad Pad Mt., 140 Amp, High Temp. Pkg.	DR	140	12	8609N	8614N
Caterpillar C-15		DR 35SI, Quad Pad Mt., 135 Amp, Remote Sense	DR	140	12	8609N	8614N
Caterpillar C-15		DR 35SI, Quad Pad Mt., 135 Amp, Road Gang Pkg.	DR	140	12	8609N	8614N
Caterpillar C-15	2006-00	DR 35SI, Quad Pad Mt., 135 Amp, Std.	DR	140	12	8609N	8614N
Caterpillar C-15	2003-00	Bosch IR/IF, Repl. Unit, Quad Pad Mtg, 160 Amp	BO	160	12	12491N	12716N
Caterpillar C-15		Bosch IR/IF, Repl. Unit, Quad Pad Mtg, 200 Amp	BO	200	12	12716N	
Caterpillar C-15		Delco 22SI, Quad Pad Mt, 100 Amp	DR	145	12	8362N	12491N
Caterpillar C-15		Delco 22SI, Quad Pad Mt, 145 Amp	DR	145	12	8362N	12491N
Caterpillar C-15		DR 22SI Quad Pad Mt., 130 Amp	DR	145	12	8362N	12491N
Caterpillar C-15		DR 34SI, Quad Pad Mtg., 135 Amp, Remote Sense	DR	140	12	8609N	8614N
Caterpillar C-15		DR 34SI, Quad Pad Mtg., 135 Amp, Road Gang Pkg.	DR	140	12	8609N	8614N
Caterpillar C-15		DR 35SI, Quad Pad Mt, 110 Amp Std.	DR	140	12	8609N	8614N
Caterpillar C-15		Motorola, 140 Amp, No Smart Check Reg.	LN	160	12	8410N	8410N

ALTERNATORS

ALTERNATORS AND GENERATORS

ALTERNATORS

ENGINE	YEAR	APPLICATION	Mfg	Amp	Volt	PART NO.	OPT. NO.
Freightliner (Cont'd)							
Argosy (Cont'd)							
Caterpillar C-15	2003-00	Motorola, 160 Amp, No Smart Check Reg.	LN	160	12	8410N	8410N
Caterpillar C-15		Opt. Ser. Repl. DR 24SI, Quad Pad Mt., 160 Amp	DR	160	12	8719N	
Caterpillar C-15		Std. DR 34SI, 110 Amp, Quad Pad Mt.	DR	140	12	8609N	8614N
Caterpillar C-15		Std. DR 34SI, 135 Amp, Quad Pad Mt.	DR	135	12	8096N	8614N
Caterpillar C15, 15.2L	2008-05	Delco 35SI, (34SI) HP High Temp Pkg.	DR	140	12	8608N	8613N
Caterpillar C15, 15.2L		DR 35SI HP, J-180 Mtg. 140 Amp, Repl. 33SI, High Temp Pkg. .	DR	140	12	8607N	8612N
Caterpillar C15, 15.2L	2008-03	Leece-Neville, IR/ EF, 270 Amp, Pad Mount	LN	270	12	8681N	
Caterpillar C15, 15.2L		LN IR/ EF, Quad Mt., Opt. Serv. Repl., 12V / 185 Amp	LN	185	12	8676N	
Caterpillar C15, 15.2L		LN, ER / EF, Dual Ft. Mt., 185 Amp	LN	185	12	8674N	
Caterpillar C15, 15.2L		LN, IR / EF 185 Amp, B. Post-left	LN	185	12	8658N	8745N
Caterpillar C15, 15.2L		LN, IR / EF, 185 Amp, B. Post-right	LN	185	12	8673N	8658N
Caterpillar C15, 15.2L	2007-03	LN IR/ EF, 270 Amp, Quad Pad Mt.	LN	270	12	8681N	
Caterpillar C15, 15.2L	2003-98	LN, 270 Amp, J-180 Mt., Ign. Stud, Int. Sense, B. Post-right	LN	270	12	8654N	
Caterpillar C15, 15.2L	2003-97	LN IR/ EF, 270 Amp, J-180 Mtg., SE Reg.	LN	270	12	8322N	
Caterpillar C16	2008-04	DR 36SI, Quad Mt., 24V / 95 Amp	DR	95	24	8610N	
Caterpillar C-16	2006-03	DR 35SI, Quad Pad Mt., 135 Amp, Std.	DR	140	12	8609N	8614N
Caterpillar C-16	2003	Bosch IR/IF, Repl. Unit, Quad Pad Mtg, 160 Amp	BO	160	12	12491N	12716N
Caterpillar C-16		Bosch IR/IF, Repl. Unit, Quad Pad Mtg, 200 Amp	BO	200	12	12716N	
Caterpillar C-16		Delco 22SI, Quad Pad Mt, 100 Amp	DR	145	12	8362N	12491N
Caterpillar C-16		Delco 22SI, Quad Pad Mt, 145 Amp	DR	145	12	8362N	12491N
Caterpillar C-16		DR 22SI Quad Pad Mt., 130 Amp	DR	145	12	8362N	12491N
Caterpillar C-16		DR 34SI, Quad Pad Mtg., 135 Amp, Remote Sense	DR	140	12	8609N	8614N
Caterpillar C-16		DR 34SI, Quad Pad Mtg., 135 Amp, Road Gang Pkg.	DR	140	12	8609N	8614N
Caterpillar C-16		DR 35SI HP, Quad Pad Mt., 140 Amp, High Temp. Pkg.	DR	140	12	8609N	8614N
Caterpillar C-16		DR 35SI, Quad Pad Mt, 110 Amp Std.	DR	140	12	8609N	8614N
Caterpillar C-16		DR 35SI, Quad Pad Mt., 135 Amp, Remote Sense	DR	140	12	8609N	8614N
Caterpillar C-16		DR 35SI, Quad Pad Mt., 135 Amp, Road Gang Pkg.	DR	140	12	8609N	8614N
Caterpillar C-16		DR36SI HP,Quad Pad Mt., 170 Amp, High Temp Pkg.	DR	170	12	8614N	
Caterpillar C-16		LN, 160 Amp, w/Lamp Driver Reg.	DR	170	12	8614N	
Caterpillar C-16		Motorola, 140 Amp, No Smart Check Reg.	LN	160	12	8410N	8410N
Caterpillar C-16		Motorola, 160 Amp, No Smart Check Reg.	LN	160	12	8410N	8410N
Caterpillar C-16		Opt. Ser. Repl. DR 24SI, Quad Pad Mt., 160 Amp	DR	160	12	8719N	
Caterpillar C-16		Std. DR 34SI, 110 Amp, Quad Pad Mt.	DR	140	12	8609N	8614N
Caterpillar C-16		Std. DR 34SI, 135 Amp, Quad Pad Mt.	DR	135	12	8096N	8614N
Caterpillar C16, 15.8L	2008-05	Delco 35SI, (34SI) HP High Temp Pkg.	DR	140	12	8608N	8613N
Caterpillar C16, 15.8L		DR 35SI HP, J-180 Mtg. 140 Amp, Repl. 33SI, High Temp Pkg. .	DR	140	12	8607N	8612N
Caterpillar C16, 15.8L	2008-03	Leece-Neville, IR/ EF, 270 Amp, Pad Mount	LN	270	12	8681N	
Caterpillar C16, 15.8L		LN IR/ EF, Quad Mt., Opt. Serv. Repl., 12V / 185 Amp	LN	185	12	8676N	
Caterpillar C16, 15.8L		LN, ER / EF, Dual Ft. Mt., 185 Amp	LN	185	12	8674N	
Caterpillar C16, 15.8L		LN, IR / EF, 185 Amp, B. Post-right	LN	185	12	8673N	8658N
Caterpillar C16, 15.8L	2007-03	LN IR/ EF, 270 Amp, Quad Pad Mt.	LN	270	12	8681N	
Caterpillar C16, 15.8L	2006-03	LN, IR / EF 185 Amp, B. Post-left	LN	185	12	8658N	8745N
Caterpillar C16, 15.8L	2003-98	LN, 270 Amp, J-180 Mt., Ign. Stud, Int. Sense, B. Post-right	LN	270	12	8654N	
Caterpillar C16, 15.8L	2003-97	LN IR/ EF, 270 Amp, J-180 Mtg., SE Reg.	LN	270	12	8322N	
Cummins ISX	2008	DR 36SI, Quad Mt., 24V / 95 Amp	DR	95	24	8610N	
Cummins ISX		LN, 160 Amp, w/Lamp Driver Reg.	DR	170	12	8614N	
Cummins ISX, 10.8L	2008-05	Delco 35SI, (34SI) HP High Temp Pkg.	DR	140	12	8608N	8613N
Cummins ISX, 10.8L		DR 35SI HP, J-180 Mtg. 140 Amp, Repl. 33SI, High Temp Pkg. .	DR	140	12	8607N	8612N
Cummins ISX, 10.8L	2008-03	Leece-Neville, IR/ EF, 270 Amp, Pad Mount	LN	270	12	8681N	
Cummins ISX, 10.8L		LN, ER / EF, Dual Ft. Mt., 185 Amp	LN	185	12	8674N	
Cummins ISX, 10.8L		LN, IR / EF 185 Amp, B. Post-left	LN	185	12	8658N	8745N
Cummins ISX, 10.8L		LN, IR / EF, 185 Amp, B. Post-right	LN	185	12	8673N	8658N
Cummins ISX, 10.8L	2007-03	LN IR/ EF, 270 Amp, Quad Pad Mt.	LN	270	12	8681N	
Cummins ISX, 10.8L	2003-98	LN, 270 Amp, J-180 Mt., Ign. Stud, Int. Sense, B. Post-right	LN	270	12	8654N	
Cummins ISX, 10.8L	2003-97	LN IR/ EF, 270 Amp, J-180 Mtg., SE Reg.	LN	270	12	8322N	
Cummins ISX, 10.8L	2008	LN IR/ EF, Quad Mt., Opt. Serv. Repl., 12V / 185 Amp	LN	185	12	8676N	
Cummins ISX15	2012-99	Argosy 90, DR 22SI, 12V / 130 Amp	DR	160	12	8560N	
DD 60, 11.1L	2003-98	LN, 270 Amp, J-180 Mt., Ign. Stud, Int. Sense, B. Post-right	LN	270	12	8654N	
Detroit DD60, 11.1L	2008-05	Delco 35SI, (34SI) HP High Temp Pkg.	DR	140	12	8608N	8613N
Detroit DD60, 11.1L		DR 35SI HP, J-180 Mtg. 140 Amp, Repl. 33SI, High Temp Pkg. .	DR	140	12	8607N	8612N
Detroit DD60, 11.1L	2008-03	Leece-Neville, IR/ EF, 270 Amp, Pad Mount	LN	270	12	8681N	
Detroit DD60, 11.1L		LN, ER / EF, Dual Ft. Mt., 185 Amp	LN	185	12	8674N	
Detroit DD60, 11.1L		LN, IR / EF 185 Amp, B. Post-left	LN	185	12	8658N	8745N
Detroit DD60, 11.1L		LN, IR / EF, 185 Amp, B. Post-right	LN	185	12	8673N	8658N
Detroit DD60, 11.1L	2007-03	LN IR/ EF, 270 Amp, Quad Pad Mt.	LN	270	12	8681N	
Detroit DD60, 11.1L	2003-97	LN IR/ EF, 270 Amp, J-180 Mtg., SE Reg.	LN	270	12	8322N	

ALTERNATORS AND GENERATORS

ENGINE	YEAR	APPLICATION	Mfg	Amp	Volt	PART NO.	OPT. NO.
Freightliner (Cont'd)							
Argosy (Cont'd)							
L6 10.8L 10834cc 661cid	2007-04	Cummins ISX, DR 36SI, Quad Mt., 24V / 95 Amp	DR	95	24	8610N	
L6 10.8L 10834cc 661cid	2007-03	Cummins ISX, LN IR/ EF, Quad Mt., Opt. Serv. Repl., 12V / 185 Amp	LN	185	12	8676N	
L6 10.8L 10834cc 661cid	2007-00	Cummins ISX, DR36SI HP,Quad Pad Mt., 170 Amp, High Temp Pkg.	DR	170	12	8614N	
L6 10.8L 10834cc 661cid		Cummins ISX, LN, 160 Amp, w/Lamp Driver Reg.	DR	170	12	8614N	
L6 10.8L 10834cc 661cid	2003-00	Cummins ISX, DR 34SI, Quad Pad Mtg., 135 Amp, Remote Sense	DR	140	12	8609N	8614N
L6 10.8L 10834cc 661cid		Cummins ISX, DR 34SI, Quad Pad Mtg., 135 Amp, Road Gang Pkg.	DR	140	12	8609N	8614N
L6 10.8L 10834cc 661cid		Cummins ISX, DR 35SI HP, Quad Pad Mt., 140 Amp, High Temp. Pkg.	DR	140	12	8609N	8614N
L6 10.8L 10834cc 661cid		Cummins ISX, DR 35SI, Quad Pad Mt, 110 Amp Std.	DR	140	12	8609N	8614N
L6 10.8L 10834cc 661cid		Cummins ISX, DR 35SI, Quad Pad Mt., 135 Amp, Remote Sense	DR	140	12	8609N	8614N
L6 10.8L 10834cc 661cid		Cummins ISX, DR 35SI, Quad Pad Mt., 135 Amp, Road Gang Pkg.	DR	140	12	8609N	8614N
L6 10.8L 10834cc 661cid		Cummins ISX, DR 35SI, Quad Pad Mt., 135 Amp, Std.	DR	140	12	8609N	8614N
L6 10.8L 10834cc 661cid		Cummins ISX, Std. DR 34SI, 110 Amp, Quad Pad Mt.	DR	140	12	8609N	8614N
L6 10.8L 10834cc 661cid		Cummins ISX, Std. DR 34SI, 135 Amp, Quad Pad Mt.	DR	135	12	8096N	8614N
L6 11.1L 11096cc 677cid	2012-00	Argosy 90, DR 22SI, 12V / 130 Amp	DR	160	12	8560N	
L6 11.1L 11096cc 677cid	2008-04	DR 36SI, Quad Mt., 24V / 95 Amp	DR	95	24	8610N	
L6 11.1L 11096cc 677cid	2008-03	LN IR/ EF, Quad Mt., Opt. Serv. Repl., 12V / 185 Amp	LN	185	12	8676N	
L6 11.1L 11096cc 677cid	2008-00	DR36SI HP,Quad Pad Mt., 170 Amp, High Temp Pkg.	DR	170	12	8614N	
L6 11.1L 11096cc 677cid		LN, 160 Amp, w/Lamp Driver Reg.	DR	170	12	8614N	
L6 11.1L 11096cc 677cid	2006-00	DR 35SI, Quad Pad Mt., 135 Amp, Std.	DR	140	12	8609N	8614N
L6 11.1L 11096cc 677cid	2003-00	DR 34SI, Quad Pad Mtg., 135 Amp, Remote Sense	DR	140	12	8609N	8614N
L6 11.1L 11096cc 677cid		DR 34SI, Quad Pad Mtg., 135 Amp, Road Gang Pkg.	DR	140	12	8609N	8614N
L6 11.1L 11096cc 677cid		DR 35SI HP, Quad Pad Mt., 140 Amp, High Temp. Pkg.	DR	140	12	8609N	8614N
L6 11.1L 11096cc 677cid		DR 35SI, Quad Pad Mt, 110 Amp Std.	DR	140	12	8609N	8614N
L6 11.1L 11096cc 677cid		DR 35SI, Quad Pad Mt., 135 Amp, Remote Sense	DR	140	12	8609N	8614N
L6 11.1L 11096cc 677cid		DR 35SI, Quad Pad Mt., 135 Amp, Road Gang Pkg.	DR	140	12	8609N	8614N
L6 11.1L 11096cc 677cid		Std. DR 34SI, 110 Amp, Quad Pad Mt.	DR	140	12	8609N	8614N
L6 11.1L 11096cc 677cid		Std. DR 34SI, 135 Amp, Quad Pad Mt.	DR	135	12	8096N	8614N
L6 11.1L 11096cc 677cid	1999	Argosy 90, DD60, DR 22SI, 12V / 130 Amp	DR	160	12	8560N	
L6 12.7L 12686cc 774cid	2008-03	DR36SI HP,Quad Pad Mt., 170 Amp, High Temp Pkg.	DR	170	12	8614N	
L6 12.7L 12686cc 774cid		LN IR/ EF, Quad Mt., Opt. Serv. Repl., 12V / 185 Amp	LN	185	12	8676N	
L6 12.7L 12686cc 774cid	2006-04	DR 36SI, Quad Mt., 24V / 95 Amp	DR	95	24	8610N	
L6 12.7L 12686cc 774cid	2006-03	DR 35SI, Quad Pad Mt., 135 Amp, Std.	DR	140	12	8609N	8614N
L6 12.7L 12686cc 774cid	2003	DR 34SI, Quad Pad Mtg., 135 Amp, Remote Sense	DR	140	12	8609N	8614N
L6 12.7L 12686cc 774cid		DR 34SI, Quad Pad Mtg., 135 Amp, Road Gang Pkg.	DR	140	12	8609N	8614N
L6 12.7L 12686cc 774cid		DR 35SI HP, Quad Pad Mt., 140 Amp, High Temp. Pkg.	DR	140	12	8609N	8614N
L6 12.7L 12686cc 774cid		DR 35SI, Quad Pad Mt, 110 Amp Std.	DR	140	12	8609N	8614N
L6 12.7L 12686cc 774cid		DR 35SI, Quad Pad Mt., 135 Amp, Remote Sense	DR	140	12	8609N	8614N
L6 12.7L 12686cc 774cid		DR 35SI, Quad Pad Mt., 135 Amp, Road Gang Pkg.	DR	140	12	8609N	8614N
L6 12.7L 12686cc 774cid		LN, 160 Amp, w/Lamp Driver Reg.	DR	170	12	8614N	
L6 12.7L 12686cc 774cid		Std. DR 34SI, 110 Amp, Quad Pad Mt.	DR	140	12	8609N	8614N
L6 12.7L 12686cc 774cid		Std. DR 34SI, 135 Amp, Quad Pad Mt.	DR	135	12	8096N	8614N
MBE4000, 12.7L	2008-05	Delco 35SI, (34SI) HP High Temp Pkg.	DR	140	12	8608N	8613N
MBE4000, 12.7L		DR 35SI HP, J-180 Mtg. 140 Amp, Repl. 33SI, High Temp Pkg. .	DR	140	12	8607N	8612N
MBE4000, 12.7L	2008-03	Leece-Neville, IR/ EF, 270 Amp, Pad Mount	LN	270	12	8681N	
MBE4000, 12.7L		LN, ER / EF, Dual Ft. Mt., 185 Amp	LN	185	12	8674N	
MBE4000, 12.7L		LN, IR / EF 185 Amp, B. Post-left	LN	185	12	8658N	8745N
MBE4000, 12.7L		LN, IR / EF, 185 Amp, B. Post-right	LN	185	12	8673N	8658N
MBE4000, 12.7L	2007-03	LN IR/ EF, 270 Amp, Quad Pad Mt.	LN	270	12	8681N	
MBE4000, 12.7L	2003-98	LN, 270 Amp, J-180 Mt., Ign. Stud, Int. Sense, B. Post-right	LN	270	12	8654N	
MBE4000, 12.7L	2003-97	LN IR/ EF, 270 Amp, J-180 Mtg., SE Reg.	LN	270	12	8322N	
Business Class M2							
Caterpillar 3126	2004-03	Bosch Replacement Unit, 160 Amp, 3 Mounting Ears	BO	160	12	12490N	12715N
Caterpillar 3126		Motorola 8LHA, 130 Amp, Std. Regulator	LN	160	12	8329N	
Caterpillar 3126		Motorola 8LHA, 140 Amp, Std. Regulator	LN	160	12	8329N	
Caterpillar 3126	2004	Bosch Replacement Unit, 200 Amp	BO	200	12	12715N	
Caterpillar 3126		DR 22SI J-180 Mt., 130 Amp, 14.1 Vset	DR	145	12	8078N	7685N
Caterpillar 3126		DR 22SI J-180 Mt., 130-145 Amp, 14.5 Vset	DR	145	12	8078N-1	7685N
Caterpillar 3126		DR 22SI J-180 Mt., 145 Amp, 14.1 Vset	DR	145	12	8078N	7685N

ALTERNATORS

ALTERNATORS AND GENERATORS

ENGINE	YEAR	APPLICATION	Mfg	Amp	Volt	PART NO.	OPT. NO.
Freightliner (Cont'd)							
Business Class M2 (Cont'd)							
Caterpillar 3126	2004	Leece Neville 2500JB, 90 Amp	LN	130	12	7612N	7613N
Caterpillar 3126		Leece Neville 2600JB, 105 Amp	LN	130	12	7612N	7613N
Caterpillar 3126		Leece Neville 2700JB, 130 Amp	LN	130	12	7612N	7613N
Caterpillar 3126		Leece Neville 2805JB, 145 Amp	LN	160	12	7613N	7613N-LC
Caterpillar 3126		Leece Neville LC Series, 160 Amp, stator activated, 239 mm Rotor OAL	LN	160	12	7613N-LC	
Caterpillar 3126		Leece Neville, IR/EF, 160 Amp, trio activated, (235mm rotor OAL)	LN	160	12	7613N	7613N-LC
Caterpillar 3126		Opt. Serv. Repl., DR 24SI, J180 Mt., 160 Amp	DR	160	12	8718N	
Caterpillar 3126	2003	Bosch Replacement Unit, 200 Amp	BO	200	12	12715N	
Caterpillar 3126		DR 22SI J-180 Mt., 130 Amp, 14.1 Vset	DR	145	12	8078N	7685N
Caterpillar 3126		DR 22SI J-180 Mt., 130-145 Amp, 14.5 Vset	DR	145	12	8078N-1	7685N
Caterpillar 3126		DR 22SI J-180 Mt., 145 Amp, 14.1 Vset	DR	145	12	8078N	7685N
Caterpillar 3126		Leece Neville 2500JB, 90 Amp	LN	130	12	7612N	7613N
Caterpillar 3126		Leece Neville 2600JB, 105 Amp	LN	130	12	7612N	7613N
Caterpillar 3126		Leece Neville 2700JB, 130 Amp	LN	130	12	7612N	7613N
Caterpillar 3126		Leece Neville 2805JB, 145 Amp	LN	160	12	7613N	7613N-LC
Caterpillar 3126		Leece Neville LC Series, 160 Amp, stator activated, 239 mm Rotor OAL	LN	160	12	7613N-LC	
Caterpillar 3126		Leece Neville, IR/EF, 160 Amp, trio activated, (235mm rotor OAL)	LN	160	12	7613N	7613N-LC
Caterpillar 3126		Opt. Serv. Repl., DR 24SI, J180 Mt., 160 Amp	DR	160	12	8718N	
Caterpillar C-13	2008-03	Bosch IR/IF, Repl. Unit, Quad Pad Mtg, 160 Amp	BO	160	12	12491N	12716N
Caterpillar C-13		Bosch IR/IF, Repl. Unit, Quad Pad Mtg, 200 Amp	BO	200	12	12716N	
Caterpillar C-13		Delco 22SI, Quad Pad Mt, 100 Amp	DR	145	12	8362N	12491N
Caterpillar C-13		Delco 22SI, Quad Pad Mt, 145 Amp	DR	145	12	8362N	12491N
Caterpillar C-13		DR 22SI Quad Pad Mt., 130 Amp	DR	145	12	8362N	12491N
Caterpillar C-13		DR36SI HP,Quad Pad Mt., 170 Amp, High Temp Pkg.	DR	170	12	8614N	
Caterpillar C-13		LN, 160 Amp, w/Lamp Driver Reg.	DR	170	12	8614N	
Caterpillar C-13		Opt. Ser. Repl. DR 24SI, Quad Pad Mt., 160 Amp	DR	160	12	8719N	
Caterpillar C-13	2007-03	DR 34SI, Quad Pad Mtg., 135 Amp, Remote Sense	DR	140	12	8609N	8614N
Caterpillar C-13		DR 34SI, Quad Pad Mtg., 135 Amp, Road Gang Pkg.	DR	140	12	8609N	8614N
Caterpillar C-13		DR 35SI HP, Quad Pad Mt., 140 Amp, High Temp. Pkg.	DR	140	12	8609N	8614N
Caterpillar C-13		DR 35SI, Quad Pad Mt, 110 Amp Std.	DR	140	12	8609N	8614N
Caterpillar C-13		DR 35SI, Quad Pad Mt., 135 Amp, Remote Sense	DR	140	12	8609N	8614N
Caterpillar C-13		DR 35SI, Quad Pad Mt., 135 Amp, Road Gang Pkg.	DR	140	12	8609N	8614N
Caterpillar C-13		DR 35SI, Quad Pad Mt., 135 Amp, Std.	DR	140	12	8609N	8614N
Caterpillar C-13		Motorola, 140 Amp, No Smart Check Reg.	LN	160	12	8410N	8410N
Caterpillar C-13		Motorola, 160 Amp, No Smart Check Reg.	LN	160	12	8410N	8410N
Caterpillar C-13		Std. DR 34SI, 110 Amp, Quad Pad Mt.	DR	140	12	8609N	8614N
Caterpillar C-13		Std. DR 34SI, 135 Amp, Quad Pad Mt.	DR	135	12	8096N	8614N
Caterpillar C-15	2008-03	Bosch IR/IF, Repl. Unit, Quad Pad Mtg, 160 Amp	BO	160	12	12491N	12716N
Caterpillar C-15		Bosch IR/IF, Repl. Unit, Quad Pad Mtg, 200 Amp	BO	200	12	12716N	
Caterpillar C-15		Delco 22SI, Quad Pad Mt, 100 Amp	DR	145	12	8362N	12491N
Caterpillar C-15		Delco 22SI, Quad Pad Mt, 145 Amp	DR	145	12	8362N	12491N
Caterpillar C-15		DR36SI HP,Quad Pad Mt., 170 Amp, High Temp Pkg.	DR	170	12	8614N	
Caterpillar C-15		LN, 160 Amp, w/Lamp Driver Reg.	DR	170	12	8614N	
Caterpillar C-15		Opt. Ser. Repl. DR 24SI, Quad Pad Mt., 160 Amp	DR	160	12	8719N	
Caterpillar C-15	2007-03	DR 22SI Quad Pad Mt., 130 Amp	DR	145	12	8362N	12491N
Caterpillar C-15		DR 34SI, Quad Pad Mtg., 135 Amp, Remote Sense	DR	140	12	8609N	8614N
Caterpillar C-15		DR 34SI, Quad Pad Mtg., 135 Amp, Road Gang Pkg.	DR	140	12	8609N	8614N
Caterpillar C-15		DR 35SI HP, Quad Pad Mt., 140 Amp, High Temp. Pkg.	DR	140	12	8609N	8614N
Caterpillar C-15		DR 35SI, Quad Pad Mt, 110 Amp Std.	DR	140	12	8609N	8614N
Caterpillar C-15		DR 35SI, Quad Pad Mt., 135 Amp, Remote Sense	DR	140	12	8609N	8614N
Caterpillar C-15		DR 35SI, Quad Pad Mt., 135 Amp, Road Gang Pkg.	DR	140	12	8609N	8614N
Caterpillar C-15		DR 35SI, Quad Pad Mt., 135 Amp, Std.	DR	140	12	8609N	8614N
Caterpillar C-15		Motorola, 140 Amp, No Smart Check Reg.	LN	160	12	8410N	8410N
Caterpillar C-15		Motorola, 160 Amp, No Smart Check Reg.	LN	160	12	8410N	8410N
Caterpillar C-15		Std. DR 34SI, 110 Amp, Quad Pad Mt.	DR	140	12	8609N	8614N
Caterpillar C-15		Std. DR 34SI, 135 Amp, Quad Pad Mt.	DR	135	12	8096N	8614N
Caterpillar C-7	2009-03	Opt. Serv. Repl., DR 24SI Quad Pad Mt., 145 Amp	DR	160	12	8707N	
Caterpillar C-7		Opt. Serv. Repl., DR 24SI Quad Pad Mt., 160 Amp	DR	160	12	8707N	
Caterpillar C-7		Opt. Serv. Repl., DR 24SI, Qaud Pad Mt., 130 Amp	DR	160	12	8707N	
Caterpillar C-7	2008-03	Bosch IR/IF, Repl. Unit, Quad Pad Mtg, 160 Amp	BO	160	12	12491N	12716N
Caterpillar C-7		Bosch IR/IF, Repl. Unit, Quad Pad Mtg, 200 Amp	BO	200	12	12716N	
Caterpillar C-7		Delco 22SI, Quad Pad Mt, 100 Amp	DR	145	12	8362N	12491N

ALTERNATORS

ALTERNATORS AND GENERATORS

ENGINE	YEAR	APPLICATION	Mfg	Amp	Volt	PART NO.	OPT. NO.
Freightliner (Cont'd)							
Business Class M2 (Cont'd)							
Caterpillar C-7	2008-03	Delco 22SI, Quad Pad Mt, 145 Amp	DR	145	12	8362N	12491N
Caterpillar C-7		DR 22SI Quad Pad Mt., 130 Amp	DR	145	12	8362N	12491N
Caterpillar C-7		Opt. Ser. Repl. DR 24SI, Quad Pad Mt., 160 Amp	DR	160	12	8719N	
Cummins ISC	2003	Bosch IR/IF, Repl. Unit, Quad Pad Mtg, 160 Amp	BO	160	12	12491N	12716N
Cummins ISC		Bosch IR/IF, Repl. Unit, Quad Pad Mtg, 200 Amp	BO	200	12	12716N	
Cummins ISC		Delco 22SI, Quad Pad Mt, 100 Amp	DR	145	12	8362N	12491N
Cummins ISC		Delco 22SI, Quad Pad Mt, 145 Amp	DR	145	12	8362N	12491N
Cummins ISC		DR 22SI Quad Pad Mt., 130 Amp	DR	145	12	8362N	12491N
Cummins ISC		Opt. Ser. Repl. DR 24SI, Quad Pad Mt., 160 Amp	DR	160	12	8719N	
Cummins ISC		Opt. Serv. Repl., DR 24SI Quad Pad Mt., 145 Amp	DR	160	12	8707N	
Cummins ISC		Opt. Serv. Repl., DR 24SI Quad Pad Mt., 160 Amp	DR	160	12	8707N	
Cummins ISC		Opt. Serv. Repl., DR 24SI, Qaud Pad Mt., 130 Amp	DR	160	12	8707N	
Cummins ISC 8.3L Diesel.		LN IR/ EF, Quad Mt., Opt. Serv. Repl., 12V / 185 Amp	LN	185	12	8676N	
Cummins ISC, 8.3L	2008-03	Leece-Neville, IR/ EF, 270 Amp, Pad Mount	LN	270	12	8681N	
Cummins ISC, 8.3L		LN, ER / EF, Dual Ft. Mt., 185 Amp	LN	185	12	8674N	
Cummins ISC, 8.3L		LN, IR / EF 185 Amp, B. Post-left	LN	185	12	8658N	8745N
Cummins ISC, 8.3L		LN, IR / EF, 185 Amp, B. Post-right	LN	185	12	8673N	8658N
Cummins ISC, 8.3L	2007-03	LN IR/ EF, 270 Amp, Quad Pad Mt.	LN	270	12	8681N	
Cummins ISC, 8.3L	2003-98	LN, 270 Amp, J-180 Mt., Ign. Stud, Int. Sense, B. Post-right	LN	270	12	8654N	
Cummins ISC, 8.3L	2003-97	LN IR/ EF, 270 Amp, J-180 Mtg., SE Reg.	LN	270	12	8322N	
Cummins ISM	2009-03	Opt. Serv. Repl., DR 24SI Quad Pad Mt., 145 Amp	DR	160	12	8707N	
Cummins ISM		Opt. Serv. Repl., DR 24SI Quad Pad Mt., 160 Amp	DR	160	12	8707N	
Cummins ISM		Opt. Serv. Repl., DR 24SI, Qaud Pad Mt., 130 Amp	DR	160	12	8707N	
Cummins ISM	2008-03	Bosch IR/IF, Repl. Unit, Quad Pad Mtg, 160 Amp	BO	160	12	12491N	12716N
Cummins ISM		Bosch IR/IF, Repl. Unit, Quad Pad Mtg, 200 Amp	BO	200	12	12716N	
Cummins ISM		Delco 22SI, Quad Pad Mt, 100 Amp	DR	145	12	8362N	12491N
Cummins ISM		Delco 22SI, Quad Pad Mt, 145 Amp	DR	145	12	8362N	12491N
Cummins ISM		DR 22SI Quad Pad Mt., 130 Amp	DR	145	12	8362N	12491N
Cummins ISM		Opt. Ser. Repl. DR 24SI, Quad Pad Mt., 160 Amp	DR	160	12	8719N	
L6 8.3L 8277cc 505cid	2009-04	Opt. Serv. Repl., DR 24SI Quad Pad Mt., 145 Amp	DR	160	12	8707N	
L6 8.3L 8277cc 505cid		Opt. Serv. Repl., DR 24SI Quad Pad Mt., 160 Amp	DR	160	12	8707N	
L6 8.3L 8277cc 505cid		Opt. Serv. Repl., DR 24SI, Qaud Pad Mt., 130 Amp	DR	160	12	8707N	
L6 8.3L 8277cc 505cid	2008-04	Bosch IR/IF, Repl. Unit, Quad Pad Mtg, 160 Amp	BO	160	12	12491N	12716N
L6 8.3L 8277cc 505cid		Bosch IR/IF, Repl. Unit, Quad Pad Mtg, 200 Amp	BO	200	12	12716N	
L6 8.3L 8277cc 505cid		Delco 22SI, Quad Pad Mt, 100 Amp	DR	145	12	8362N	12491N
L6 8.3L 8277cc 505cid		Delco 22SI, Quad Pad Mt, 145 Amp	DR	145	12	8362N	12491N
L6 8.3L 8277cc 505cid		DR 22SI Quad Pad Mt., 130 Amp	DR	145	12	8362N	12491N
L6 8.3L 8277cc 505cid		LN IR/ EF, Quad Mt., Opt. Serv. Repl., 12V / 185 Amp	LN	185	12	8676N	
L6 8.3L 8277cc 505cid		Opt. Ser. Repl. DR 24SI, Quad Pad Mt., 160 Amp	DR	160	12	8719N	
Mercedes MBE4000	2008-03	Bosch IR/IF, Repl. Unit, Quad Pad Mtg, 160 Amp	BO	160	12	12491N	12716N
Mercedes MBE4000		Bosch IR/IF, Repl. Unit, Quad Pad Mtg, 200 Amp	BO	200	12	12716N	
Mercedes MBE4000		DR36SI HP,Quad Pad Mt., 170 Amp, High Temp Pkg.	DR	170	12	8614N	
Mercedes MBE4000		LN (Repl. 34SI) w/Lamp Driver Reg.	DR	170	12	8614N	
Mercedes MBE4000	2007-03	DR 34SI, Quad Pad Mtg., 135 Amp, Remote Sense	DR	140	12	8609N	8614N
Mercedes MBE4000		DR 34SI, Quad Pad Mtg., 135 Amp, Road Gang Pkg.	DR	140	12	8609N	8614N
Mercedes MBE4000		DR 35SI HP, Quad Pad Mt., 140 Amp, High Temp. Pkg.	DR	140	12	8609N	8614N
Mercedes MBE4000		DR 35SI, Quad Pad Mt, 110 Amp Std.	DR	140	12	8609N	8614N
Mercedes MBE4000		DR 35SI, Quad Pad Mt., 135 Amp, Remote Sense	DR	140	12	8609N	8614N
Mercedes MBE4000		DR 35SI, Quad Pad Mt., 135 Amp, Road Gang Pkg.	DR	140	12	8609N	8614N
Mercedes MBE4000		DR 35SI, Quad Pad Mt., 135 Amp, Std.	DR	140	12	8609N	8614N
Mercedes MBE4000		Moto (Repl. 34SI) 140 Amp, No Smart Check	LN	160	12	8410N	8410N
Mercedes MBE4000		Moto (Repl. 34SI) 160 Amp, No Smart Check	LN	160	12	8410N	8410N
Mercedes MBE4000		Std. DR 34SI, 110 Amp, Quad Pad Mt.	DR	140	12	8609N	8614N
Mercedes MBE4000		Std. DR 34SI, 135 Amp, Quad Pad Mt.	DR	135	12	8096N	8614N
Mercedes MBE900	2009-03	Opt. Serv. Repl., DR 24SI Quad Pad Mt., 145 Amp	DR	160	12	8707N	
Mercedes MBE900		Opt. Serv. Repl., DR 24SI Quad Pad Mt., 160 Amp	DR	160	12	8707N	
Mercedes MBE900		Opt. Serv. Repl., DR 24SI, Qaud Pad Mt., 130 Amp	DR	160	12	8707N	
Mercedes MBE900	2008-03	Bosch IR/IF, Repl. Unit, Quad Pad Mtg, 160 Amp	BO	160	12	12491N	12716N
Mercedes MBE900		Bosch IR/IF, Repl. Unit, Quad Pad Mtg, 200 Amp	BO	200	12	12716N	
Mercedes MBE900		Delco 22SI, Quad Pad Mt, 100 Amp	DR	145	12	8362N	12491N
Mercedes MBE900		Delco 22SI, Quad Pad Mt, 145 Amp	DR	145	12	8362N	12491N
Mercedes MBE900		DR 22SI Quad Pad Mt., 130 Amp	DR	145	12	8362N	12491N
Mercedes MBE900		Opt. Ser. Repl. DR 24SI, Quad Pad Mt., 160 Amp	DR	160	12	8719N	
Century Class							
Caterpillar 3176	2008-04	C112, DR 36SI, Quad Mt., 24V / 95 Amp	DR	95	24	8610N	

ALTERNATORS

ALTERNATORS AND GENERATORS

ENGINE	YEAR	APPLICATION	Mfg	Amp	Volt	PART NO.	OPT. NO.
Freightliner (Cont'd)							
Century Class (Cont'd)							
Caterpillar 3176	2008-03	C112, LN IR/ EF, Quad Mt., Opt. Serv. Repl., 12V / 185 Amp	LN	185	12	8676N	
Caterpillar 3176	2000-99	C112, DR 22SI J-180 Mt., 130 Amp, 14.1 Vset	DR	145	12	8078N	7685N
Caterpillar 3176		C112, DR 22SI J-180 Mt., 130-145 Amp, 14.5 Vset	DR	145	12	8078N-1	7685N
Caterpillar 3176		C112, DR 22SI J-180 Mt., 145 Amp, 14.1 Vset	DR	145	12	8078N	7685N
Caterpillar 3176		C112, DR 33SI, J-180 Mt., #10 R Term., 135 Amp, Std.	DR	135	12	8083N	8612N
Caterpillar 3176		C112, DR 33SI, J-180 Mt., 135 Amp, Road Gang Pkg.	DR	140	12	8607N	8612N
Caterpillar 3176		C112, DR 33SI, J-180Mt., #10 R Term, 110 Amp, Std.	DR	110	12	8081N	8612N
Caterpillar 3176		C112, DR 35SI, J-180 Mtg, 135 Amp, Repl. 33SI, Std.	DR	140	12	8607N	8612N
Caterpillar 3176		C112, DR 35SI, J-180 Mtg. 135 Amp, Repl. 33SI, Road Gang Pkg.	DR	140	12	8607N	8612N
Caterpillar 3176		C112, DR 36SI, J-180 Mt. (33SI Upgrade) 170 Amp	DR	170	12	8612N	
Caterpillar 3176		C112, Opt. Serv. Repl., DR 24SI, J180 Mt., 160 Amp	DR	160	12	8718N	
Caterpillar 3176		C120, DR 22SI J-180 Mt., 130 Amp, 14.1 Vset	DR	145	12	8078N	7685N
Caterpillar 3176		C120, DR 22SI J-180 Mt., 130-145 Amp, 14.5 Vset	DR	145	12	8078N-1	7685N
Caterpillar 3176		C120, DR 22SI J-180 Mt., 145 Amp, 14.1 Vset	DR	145	12	8078N	7685N
Caterpillar 3176		C120, DR 33SI, J-180 Mt., #10 R Term., 135 Amp, Std.	DR	135	12	8083N	8612N
Caterpillar 3176		C120, DR 33SI, J-180 Mt., 135 Amp, Road Gang Pkg.	DR	140	12	8607N	8612N
Caterpillar 3176		C120, DR 33SI, J-180Mt., #10 R Term, 110 Amp, Std.	DR	110	12	8081N	8612N
Caterpillar 3176		C120, DR 35SI HP, J-180 Mtg. 140 Amp, Repl. 33SI, High Temp Pkg.	DR	140	12	8607N	8612N
Caterpillar 3176		C120, DR 35SI, J-180 Mtg, 135 Amp, Repl. 33SI, Std.	DR	140	12	8607N	8612N
Caterpillar 3176		C120, DR 35SI, J-180 Mtg. 135 Amp, Repl. 33SI, Road Gang Pkg.	DR	140	12	8607N	8612N
Caterpillar 3176		C120, DR 36SI, J-180 Mt. (33SI Upgrade) 170 Amp	DR	170	12	8612N	
Caterpillar 3176		C120, Opt. Serv. Repl., DR 24SI, J180 Mt., 160 Amp	DR	160	12	8718N	
Caterpillar 3176	2000-96	C112, Bosch Replacement Unit, 160 Amp, 3 Mounting Ears	BO	160	12	12490N	12715N
Caterpillar 3176		C112, Bosch Replacement Unit, 200 Amp	BO	200	12	12715N	
Caterpillar 3176		C112, Leece Neville 2500JB, 90 Amp	LN	130	12	7612N	7613N
Caterpillar 3176		C112, Leece Neville 2600JB, 105 Amp	LN	130	12	7612N	7613N
Caterpillar 3176		C112, Leece Neville 2700JB, 130 Amp	LN	130	12	7612N	7613N
Caterpillar 3176		C112, Leece Neville 2805JB, 145 Amp	LN	160	12	7613N	7613N-LC
Caterpillar 3176		C112, Leece Neville LC Series, 160 Amp, stator activated, 239 mm Rotor OAL	LN	160	12	7613N-LC	
Caterpillar 3176		C112, Leece Neville, IR/EF, 160 Amp, trio activated, (235mm rotor OAL)	LN	160	12	7613N	7613N-LC
Caterpillar 3176		C112, Motorola 8LHA, 130 Amp, Std. Regulator	LN	160	12	8329N	
Caterpillar 3176		C112, Motorola 8LHA, 140 Amp, Std. Regulator	LN	160	12	8329N	
Caterpillar 3176		C120, Bosch Replacement Unit, 160 Amp, 3 Mounting Ears	BO	160	12	12490N	12715N
Caterpillar 3176		C120, Bosch Replacement Unit, 200 Amp	BO	200	12	12715N	
Caterpillar 3176		C120, Leece Neville 2500JB, 90 Amp	LN	130	12	7612N	7613N
Caterpillar 3176		C120, Leece Neville 2600JB, 105 Amp	LN	130	12	7612N	7613N
Caterpillar 3176		C120, Leece Neville 2700JB, 130 Amp	LN	130	12	7612N	7613N
Caterpillar 3176		C120, Leece Neville 2805JB, 145 Amp	LN	160	12	7613N	7613N-LC
Caterpillar 3176		C120, Leece Neville LC Series, 160 Amp, stator activated, 239 mm Rotor OAL	LN	160	12	7613N-LC	
Caterpillar 3176		C120, Leece Neville, IR/EF, 160 Amp, trio activated, (235mm rotor OAL)	LN	160	12	7613N	7613N-LC
Caterpillar 3176		C120, Motorola 8LHA, 130 Amp, Std. Regulator	LN	160	12	8329N	
Caterpillar 3176		C120, Motorola 8LHA, 140 Amp, Std. Regulator	LN	160	12	8329N	
Caterpillar 3176	1998-96	C112, Delco 21SI, 115 Amp	DR	145-160	12	7685N	8076N
Caterpillar 3176		C112, Delco 21SI, 130 Amp	DR	130	12	7681N	7685N
Caterpillar 3176		C112, Delco 21SI, 145 Amp, 14.1 Vset	DR	145-160	12	7685N	8076N
Caterpillar 3176		C112, Delco 21SI, 145 Amp, 14.5 Vset	DR	145-160	12	7685N-1	8076N
Caterpillar 3176		C120, Delco 21SI, 115 Amp	DR	145-160	12	7685N	8076N
Caterpillar 3176		C120, Delco 21SI, 130 Amp	DR	130	12	7681N	7685N
Caterpillar 3176		C120, Delco 21SI, 145 Amp, 14.1 Vset	DR	145-160	12	7685N	8076N
Caterpillar 3176		C120, Delco 21SI, 145 Amp, 14.5 Vset	DR	145-160	12	7685N-1	8076N
Caterpillar 3176 , 10.3L	2008-99	C112, DR 35SI HP, J-180 Mtg. 140 Amp, Repl. 33SI, High Temp Pkg.	DR	140	12	8607N	8612N
Caterpillar 3176 , 10.3L	2008-05	Delco 35SI, (34SI) HP High Temp Pkg.	DR	140	12	8608N	8613N
Caterpillar 3176 , 10.3L	2008-03	C112, Leece-Neville, IR/ EF, 270 Amp, Pad Mount	LN	270	12	8681N	
Caterpillar 3176 , 10.3L		C112, LN, ER / EF, Dual Ft. Mt., 185 Amp	LN	185	12	8674N	
Caterpillar 3176 , 10.3L		C112, LN, IR / EF 185 Amp, B. Post-left	LN	185	12	8658N	8745N
Caterpillar 3176 , 10.3L		C112, LN, IR / EF, 185 Amp, B. Post-right	LN	185	12	8673N	8658N
Caterpillar 3176 , 10.3L	2007-03	C112, LN IR/ EF, 270 Amp, Quad Pad Mt.	LN	270	12	8681N	

ALTERNATORS

ALTERNATORS AND GENERATORS

ENGINE	YEAR	APPLICATION	Mfg	Amp	Volt	PART NO.	OPT. NO.
Freightliner (Cont'd)							
Century Class (Cont'd)							
Caterpillar 3176 , 10.3L	2003-98	C112, LN, 270 Amp, J-180 Mt., Ign. Stud, Int. Sense, B. Post-right	LN	270	12	8654N	
Caterpillar 3176, 10.3L	2003-97	C112, LN IR/ EF, 270 Amp, J-180 Mtg., SE Reg.	LN	270	12	8322N	
Caterpillar 3406	2000-99	C112, DR 22SI J-180 Mt., 130 Amp, 14.1 Vset	DR	145	12	8078N	7685N
Caterpillar 3406		C112, DR 22SI J-180 Mt., 130-145 Amp, 14.5 Vset	DR	145	12	8078N-1	7685N
Caterpillar 3406		C112, DR 22SI J-180 Mt., 145 Amp, 14.1 Vset	DR	145	12	8078N	7685N
Caterpillar 3406		C112, DR 33SI, J-180 Mt., #10 R Term., 135 Amp, Std.	DR	135	12	8083N	8612N
Caterpillar 3406		C112, DR 33SI, J-180 Mt., 135 Amp, Road Gang Pkg.	DR	140	12	8607N	8612N
Caterpillar 3406		C112, DR 33SI, J-180Mt., #10 R Term, 110 Amp, Std.	DR	110	12	8081N	8612N
Caterpillar 3406		C112, DR 35SI HP, J-180 Mtg. 140 Amp, Repl. 33SI, High Temp Pkg.	DR	140	12	8607N	8612N
Caterpillar 3406		C112, DR 35SI, J-180 Mtg, 135 Amp, Repl. 33SI, Std.	DR	140	12	8607N	8612N
Caterpillar 3406		C112, DR 35SI, J-180 Mtg. 135 Amp, Repl. 33SI, Road Gang Pkg.	DR	140	12	8607N	8612N
Caterpillar 3406		C112, DR 36SI, J-180 Mt. (33SI Upgrade) 170 Amp	DR	170	12	8612N	
Caterpillar 3406		C112, Opt. Serv. Repl., DR 24SI, J180 Mt., 160 Amp	DR	160	12	8718N	
Caterpillar 3406		C120, DR 22SI J-180 Mt., 130 Amp, 14.1 Vset	DR	145	12	8078N	7685N
Caterpillar 3406		C120, DR 22SI J-180 Mt., 130-145 Amp, 14.5 Vset	DR	145	12	8078N-1	7685N
Caterpillar 3406		C120, DR 22SI J-180 Mt., 145 Amp, 14.1 Vset	DR	145	12	8078N	7685N
Caterpillar 3406		C120, DR 33SI, J-180 Mt., #10 R Term., 135 Amp, Std.	DR	135	12	8083N	8612N
Caterpillar 3406		C120, DR 33SI, J-180 Mt., 135 Amp, Road Gang Pkg.	DR	140	12	8607N	8612N
Caterpillar 3406		C120, DR 33SI, J-180Mt., #10 R Term, 110 Amp, Std.	DR	110	12	8081N	8612N
Caterpillar 3406		C120, DR 35SI HP, J-180 Mtg. 140 Amp, Repl. 33SI, High Temp Pkg.	DR	140	12	8607N	8612N
Caterpillar 3406		C120, DR 35SI, J-180 Mtg, 135 Amp, Repl. 33SI, Std.	DR	140	12	8607N	8612N
Caterpillar 3406		C120, DR 35SI, J-180 Mtg. 135 Amp, Repl. 33SI, Road Gang Pkg.	DR	140	12	8607N	8612N
Caterpillar 3406		C120, DR 36SI, J-180 Mt. (33SI Upgrade) 170 Amp	DR	170	12	8612N	
Caterpillar 3406		C120, Opt. Serv. Repl., DR 24SI, J180 Mt., 160 Amp	DR	160	12	8718N	
Caterpillar 3406	2000-96	C112, Bosch Replacement Unit, 160 Amp, 3 Mounting Ears	BO	160	12	12490N	12715N
Caterpillar 3406		C112, Bosch Replacement Unit, 200 Amp	BO	200	12	12715N	
Caterpillar 3406		C112, Leece Neville 2500JB, 90 Amp	LN	130	12	7612N	7613N
Caterpillar 3406		C112, Leece Neville 2600JB, 105 Amp	LN	130	12	7612N	7613N
Caterpillar 3406		C112, Leece Neville 2700JB, 130 Amp	LN	130	12	7612N	7613N
Caterpillar 3406		C112, Leece Neville 2805JB, 145 Amp	LN	160	12	7613N	7613N-LC
Caterpillar 3406		C112, Leece Neville LC Series, 160 Amp, stator activated, 239 mm Rotor OAL	LN	160	12	7613N-LC	
Caterpillar 3406		C112, Leece Neville, IR/EF, 160 Amp, trio activated, (235mm rotor OAL)	LN	160	12	7613N	7613N-LC
Caterpillar 3406		C112, Motorola 8LHA, 130 Amp, Std. Regulator	LN	160	12	8329N	
Caterpillar 3406		C112, Motorola 8LHA, 140 Amp, Std. Regulator	LN	160	12	8329N	
Caterpillar 3406		C120, Bosch Replacement Unit, 160 Amp, 3 Mounting Ears	BO	160	12	12490N	12715N
Caterpillar 3406		C120, Bosch Replacement Unit, 200 Amp	BO	200	12	12715N	
Caterpillar 3406		C120, Leece Neville 2500JB, 90 Amp	LN	130	12	7612N	7613N
Caterpillar 3406		C120, Leece Neville 2600JB, 105 Amp	LN	130	12	7612N	7613N
Caterpillar 3406		C120, Leece Neville 2700JB, 130 Amp	LN	130	12	7612N	7613N
Caterpillar 3406		C120, Leece Neville 2805JB, 145 Amp	LN	160	12	7613N	7613N-LC
Caterpillar 3406		C120, Leece Neville LC Series, 160 Amp, stator activated, 239 mm Rotor OAL	LN	160	12	7613N-LC	
Caterpillar 3406		C120, Leece Neville, IR/EF, 160 Amp, trio activated, (235mm rotor OAL)	LN	160	12	7613N	7613N-LC
Caterpillar 3406		C120, Motorola 8LHA, 130 Amp, Std. Regulator	LN	160	12	8329N	
Caterpillar 3406		C120, Motorola 8LHA, 140 Amp, Std. Regulator	LN	160	12	8329N	
Caterpillar 3406	1998-96	C112, Delco 21SI, 115 Amp	DR	145-160	12	7685N	8076N
Caterpillar 3406		C112, Delco 21SI, 130 Amp	DR	130	12	7681N	7685N
Caterpillar 3406		C112, Delco 21SI, 145 Amp, 14.1 Vset	DR	145-160	12	7685N	8076N
Caterpillar 3406		C112, Delco 21SI, 145 Amp, 14.5 Vset	DR	145-160	12	7685N-1	8076N
Caterpillar 3406		C120, Delco 21SI, 115 Amp	DR	145-160	12	7685N	8076N
Caterpillar 3406		C120, Delco 21SI, 130 Amp	DR	130	12	7681N	7685N
Caterpillar 3406		C120, Delco 21SI, 145 Amp, 14.1 Vset	DR	145-160	12	7685N	8076N
Caterpillar 3406		C120, Delco 21SI, 145 Amp, 14.5 Vset	DR	145-160	12	7685N-1	8076N
Caterpillar C10	2008-04	C112, DR 36SI, Quad Mt., 24V / 95 Amp	DR	95	24	8610N	
Caterpillar C10	2008-03	C112, LN IR/ EF, Quad Mt., Opt. Serv. Repl., 12V / 185 Amp	LN	185	12	8676N	
Caterpillar C-10	2000-99	C112, DR 22SI J-180 Mt., 130 Amp, 14.1 Vset	DR	145	12	8078N	7685N
Caterpillar C-10		C112, DR 22SI J-180 Mt., 130-145 Amp, 14.5 Vset	DR	145	12	8078N-1	7685N
Caterpillar C-10		C112, DR 22SI J-180 Mt., 145 Amp, 14.1 Vset	DR	145	12	8078N	7685N

ALTERNATORS

ALTERNATORS AND GENERATORS

ENGINE	YEAR	APPLICATION	Mfg	Amp	Volt	PART NO.	OPT. NO.
Freightliner (Cont'd)							
Century Class (Cont'd)							
Caterpillar C-10	2000-99	C112, DR 33SI, J-180 Mt., #10 R Term., 135 Amp, Std.	DR	135	12	8083N	8612N
Caterpillar C-10		C112, DR 33SI, J-180 Mt., 135 Amp, Road Gang Pkg.	DR	140	12	8607N	8612N
Caterpillar C-10		C112, DR 33SI, J-180Mt., #10 R Term, 110 Amp, Std.	DR	110	12	8081N	8612N
Caterpillar C-10		C112, DR 35SI, J-180 Mtg, 135 Amp, Repl. 33SI, Std.	DR	140	12	8607N	8612N
Caterpillar C-10		C112, DR 35SI, J-180 Mtg. 135 Amp, Repl. 33SI, Road Gang Pkg.	DR	140	12	8607N	8612N
Caterpillar C-10		C112, Opt. Serv. Repl., DR 24SI, J180 Mt., 160 Amp	DR	160	12	8718N	
Caterpillar C-10		C120, DR 22SI J-180 Mt., 130 Amp, 14.1 Vset	DR	145	12	8078N	7685N
Caterpillar C-10		C120, DR 22SI J-180 Mt., 130-145 Amp, 14.5 Vset	DR	145	12	8078N-1	7685N
Caterpillar C-10		C120, DR 22SI J-180 Mt., 145 Amp, 14.1 Vset	DR	145	12	8078N	7685N
Caterpillar C-10		C120, DR 33SI, J-180 Mt., #10 R Term., 135 Amp, Std.	DR	135	12	8083N	8612N
Caterpillar C-10		C120, DR 33SI, J-180 Mt., 135 Amp, Road Gang Pkg.	DR	140	12	8607N	8612N
Caterpillar C-10		C120, DR 33SI, J-180Mt., #10 R Term, 110 Amp, Std.	DR	110	12	8081N	8612N
Caterpillar C-10		C120, DR 35SI HP, J-180 Mtg. 140 Amp, Repl. 33SI, High Temp Pkg.	DR	140	12	8607N	8612N
Caterpillar C-10		C120, DR 35SI, J-180 Mtg, 135 Amp, Repl. 33SI, Std.	DR	140	12	8607N	8612N
Caterpillar C-10		C120, DR 35SI, J-180 Mtg. 135 Amp, Repl. 33SI, Road Gang Pkg.	DR	140	12	8607N	8612N
Caterpillar C-10		C120, DR 36SI, J-180 Mt. (33SI Upgrade) 170 Amp	DR	170	12	8612N	
Caterpillar C-10		C120, Opt. Serv. Repl., DR 24SI, J180 Mt., 160 Amp	DR	160	12	8718N	
Caterpillar C-10	2000-96	C112, Bosch Replacement Unit, 160 Amp, 3 Mounting Ears	BO	160	12	12490N	12715N
Caterpillar C-10		C112, Bosch Replacement Unit, 200 Amp	BO	200	12	12715N	
Caterpillar C-10		C112, Leece Neville 2500JB, 90 Amp	LN	130	12	7612N	7613N
Caterpillar C-10		C112, Leece Neville 2600JB, 105 Amp	LN	130	12	7612N	7613N
Caterpillar C-10		C112, Leece Neville 2700JB, 130 Amp	LN	130	12	7612N	7613N
Caterpillar C-10		C112, Leece Neville 2805JB, 145 Amp	LN	160	12	7613N	7613N-LC
Caterpillar C-10		C112, Leece Neville LC Series, 160 Amp, stator activated, 239 mm Rotor OAL	LN	160	12	7613N-LC	
Caterpillar C-10		C112, Leece Neville, IR/EF, 160 Amp, trio activated, (235mm rotor OAL)	LN	160	12	7613N	7613N-LC
Caterpillar C-10		C112, Motorola 8LHA, 130 Amp, Std. Regulator	LN	160	12	8329N	
Caterpillar C-10		C112, Motorola 8LHA, 140 Amp, Std. Regulator	LN	160	12	8329N	
Caterpillar C-10		C120, Bosch Replacement Unit, 160 Amp, 3 Mounting Ears	BO	160	12	12490N	12715N
Caterpillar C-10		C120, Bosch Replacement Unit, 200 Amp	BO	200	12	12715N	
Caterpillar C-10		C120, Leece Neville 2500JB, 90 Amp	LN	130	12	7612N	7613N
Caterpillar C-10		C120, Leece Neville 2600JB, 105 Amp	LN	130	12	7612N	7613N
Caterpillar C-10		C120, Leece Neville 2700JB, 130 Amp	LN	130	12	7612N	7613N
Caterpillar C-10		C120, Leece Neville 2805JB, 145 Amp	LN	160	12	7613N	7613N-LC
Caterpillar C-10		C120, Leece Neville LC Series, 160 Amp, stator activated, 239 mm Rotor OAL	LN	160	12	7613N-LC	
Caterpillar C-10		C120, Leece Neville, IR/EF, 160 Amp, trio activated, (235mm rotor OAL)	LN	160	12	7613N	7613N-LC
Caterpillar C-10		C120, Motorola 8LHA, 130 Amp, Std. Regulator	LN	160	12	8329N	
Caterpillar C-10		C120, Motorola 8LHA, 140 Amp, Std. Regulator	LN	160	12	8329N	
Caterpillar C-10	1998-96	C112, Delco 21SI, 115 Amp	DR	145-160	12	7685N	8076N
Caterpillar C-10		C112, Delco 21SI, 130 Amp	DR	130	12	7681N	7685N
Caterpillar C-10		C112, Delco 21SI, 145 Amp, 14.1 Vset	DR	145-160	12	7685N	8076N
Caterpillar C-10		C112, Delco 21SI, 145 Amp, 14.5 Vset	DR	145-160	12	7685N-1	8076N
Caterpillar C-10		C120, Delco 21SI, 115 Amp	DR	145-160	12	7685N	8076N
Caterpillar C-10		C120, Delco 21SI, 130 Amp	DR	130	12	7681N	7685N
Caterpillar C-10		C120, Delco 21SI, 145 Amp, 14.1 Vset	DR	145-160	12	7685N	8076N
Caterpillar C-10		C120, Delco 21SI, 145 Amp, 14.5 Vset	DR	145-160	12	7685N-1	8076N
Caterpillar C10, 10.3L	2008-99	C112, DR 35SI HP, J-180 Mtg. 140 Amp, Repl. 33SI, High Temp Pkg.	DR	140	12	8607N	8612N
Caterpillar C10, 10.3L	2008-05	Delco 35SI, (34SI) HP High Temp Pkg.	DR	140	12	8608N	8613N
Caterpillar C10, 10.3L	2008-03	C112, Leece-Neville, IR/ EF, 270 Amp, Pad Mount	LN	270	12	8681N	
Caterpillar C10, 10.3L		C112, LN, ER / EF, Dual Ft. Mt., 185 Amp	LN	185	12	8674N	
Caterpillar C10, 10.3L		C112, LN, IR / EF 185 Amp, B. Post-left	LN	185	12	8658N	8745N
Caterpillar C10, 10.3L		C112, LN, IR / EF, 185 Amp, B. Post-right	LN	185	12	8673N	8658N
Caterpillar C10, 10.3L	2007-03	C112, LN IR/ EF, 270 Amp, Quad Pad Mt.	LN	270	12	8681N	
Caterpillar C10, 10.3L	2003-98	C112, LN, 270 Amp, J-180 Mt., Ign. Stud, Int. Sense, B. Post-right	LN	270	12	8654N	
Caterpillar C10, 10.3L	2003-97	C112, LN IR/ EF, 270 Amp, J-180 Mtg., SE Reg.	LN	270	12	8322N	
Caterpillar C-12	2008-99	C112, DR 36SI, J-180 Mt. (33SI Upgrade) 170 Amp	DR	170	12	8612N	
Caterpillar C-12		C120, DR 36SI, J-180 Mt. (33SI Upgrade) 170 Amp	DR	170	12	8612N	
Caterpillar C-12	2004-99	C112, DR 22SI J-180 Mt., 130 Amp, 14.1 Vset	DR	145	12	8078N	7685N

ALTERNATORS

ALTERNATORS AND GENERATORS

ENGINE	YEAR	APPLICATION	Mfg	Amp	Volt	PART NO.	OPT. NO.
Freightliner (Cont'd)							
Century Class (Cont'd)							
Caterpillar C-12	2004-99	C112, DR 22SI J-180 Mt., 130-145 Amp, 14.5 Vset	DR	145	12	8078N-1	7685N
Caterpillar C-12		C112, DR 22SI J-180 Mt., 145 Amp, 14.1 Vset	DR	145	12	8078N	7685N
Caterpillar C-12		C112, DR 33SI, J-180 Mt., #10 R Term., 135 Amp, Std.	DR	135	12	8083N	8612N
Caterpillar C-12		C112, DR 33SI, J-180 Mt., 135 Amp, Road Gang Pkg.	DR	140	12	8607N	8612N
Caterpillar C-12		C112, DR 33SI, J-180Mt., #10 R Term, 110 Amp, Std.	DR	110	12	8081N	8612N
Caterpillar C-12		C112, DR 35SI HP, J-180 Mtg. 140 Amp, Repl. 33SI, High Temp Pkg.	DR	140	12	8607N	8612N
Caterpillar C-12		C112, DR 35SI, J-180 Mtg, 135 Amp, Repl. 33SI, Std.	DR	140	12	8607N	8612N
Caterpillar C-12		C112, DR 35SI, J-180 Mtg. 135 Amp, Repl. 33SI, Road Gang Pkg.	DR	140	12	8607N	8612N
Caterpillar C-12		C112, Opt. Serv. Repl., DR 24SI, J180 Mt., 160 Amp	DR	160	12	8718N	
Caterpillar C-12		C120, DR 22SI J-180 Mt., 130 Amp, 14.1 Vset	DR	145	12	8078N	7685N
Caterpillar C-12		C120, DR 22SI J-180 Mt., 130-145 Amp, 14.5 Vset	DR	145	12	8078N-1	7685N
Caterpillar C-12		C120, DR 22SI J-180 Mt., 145 Amp, 14.1 Vset	DR	145	12	8078N	7685N
Caterpillar C-12		C120, DR 33SI, J-180 Mt., #10 R Term., 135 Amp, Std.	DR	135	12	8083N	8612N
Caterpillar C-12		C120, DR 33SI, J-180 Mt., 135 Amp, Road Gang Pkg.	DR	140	12	8607N	8612N
Caterpillar C-12		C120, DR 33SI, J-180Mt., #10 R Term, 110 Amp, Std.	DR	110	12	8081N	8612N
Caterpillar C-12		C120, DR 35SI, J-180 Mtg, 135 Amp, Repl. 33SI, Std.	DR	140	12	8607N	8612N
Caterpillar C-12		C120, DR 35SI, J-180 Mtg. 135 Amp, Repl. 33SI, Road Gang Pkg.	DR	140	12	8607N	8612N
Caterpillar C-12		C120, Opt. Serv. Repl., DR 24SI, J180 Mt., 160 Amp	DR	160	12	8718N	
Caterpillar C-12	2004-96	C112, Bosch Replacement Unit, 160 Amp, 3 Mounting Ears	BO	160	12	12490N	12715N
Caterpillar C-12		C112, Bosch Replacement Unit, 200 Amp	BO	200	12	12715N	
Caterpillar C-12		C112, Leece Neville 2500JB, 90 Amp	LN	130	12	7612N	7613N
Caterpillar C-12		C112, Leece Neville 2600JB, 105 Amp	LN	130	12	7612N	7613N
Caterpillar C-12		C112, Leece Neville 2700JB, 130 Amp	LN	130	12	7612N	7613N
Caterpillar C-12		C112, Leece Neville 2805JB, 145 Amp	LN	160	12	7613N	7613N-LC
Caterpillar C-12		C112, Leece Neville LC Series, 160 Amp, stator activated, 239 mm Rotor OAL	LN	160	12	7613N-LC	
Caterpillar C-12		C112, Leece Neville, IR/EF, 160 Amp, trio activated, (235mm rotor OAL)	LN	160	12	7613N	7613N-LC
Caterpillar C-12		C112, Motorola 8LHA, 130 Amp, Std. Regulator	LN	160	12	8329N	
Caterpillar C-12		C112, Motorola 8LHA, 140 Amp, Std. Regulator	LN	160	12	8329N	
Caterpillar C-12		C120, Bosch Replacement Unit, 160 Amp, 3 Mounting Ears	BO	160	12	12490N	12715N
Caterpillar C-12		C120, Bosch Replacement Unit, 200 Amp	BO	200	12	12715N	
Caterpillar C-12		C120, Leece Neville 2500JB, 90 Amp	LN	130	12	7612N	7613N
Caterpillar C-12		C120, Leece Neville 2600JB, 105 Amp	LN	130	12	7612N	7613N
Caterpillar C-12		C120, Leece Neville 2700JB, 130 Amp	LN	130	12	7612N	7613N
Caterpillar C-12		C120, Leece Neville 2805JB, 145 Amp	LN	160	12	7613N	7613N-LC
Caterpillar C-12		C120, Leece Neville LC Series, 160 Amp, stator activated, 239 mm Rotor OAL	LN	160	12	7613N-LC	
Caterpillar C-12		C120, Leece Neville, IR/EF, 160 Amp, trio activated, (235mm rotor OAL)	LN	160	12	7613N	7613N-LC
Caterpillar C-12		C120, Motorola 8LHA, 130 Amp, Std. Regulator	LN	160	12	8329N	
Caterpillar C-12		C120, Motorola 8LHA, 140 Amp, Std. Regulator	LN	160	12	8329N	
Caterpillar C-12	1998-96	C112, Delco 21SI, 115 Amp	DR	145-160	12	7685N	8076N
Caterpillar C-12		C112, Delco 21SI, 130 Amp	DR	130	12	7681N	7685N
Caterpillar C-12		C112, Delco 21SI, 145 Amp, 14.1 Vset	DR	145-160	12	7685N	8076N
Caterpillar C-12		C112, Delco 21SI, 145 Amp, 14.5 Vset	DR	145-160	12	7685N-1	8076N
Caterpillar C-12		C120, Delco 21SI, 115 Amp	DR	145-160	12	7685N	8076N
Caterpillar C-12		C120, Delco 21SI, 130 Amp	DR	130	12	7681N	7685N
Caterpillar C-12		C120, Delco 21SI, 145 Amp, 14.1 Vset	DR	145-160	12	7685N	8076N
Caterpillar C-12		C120, Delco 21SI, 145 Amp, 14.5 Vset	DR	145-160	12	7685N-1	8076N
Caterpillar C12, 12.0L	2008-99	C120, DR 35SI HP, J-180 Mtg. 140 Amp, Repl. 33SI, High Temp Pkg.	DR	140	12	8607N	8612N
Caterpillar C-15	2008-01	C112, Bosch IR/IF, Repl. Unit, Quad Pad Mtg, 160 Amp	BO	160	12	12491N	12716N
Caterpillar C-15		C112, Bosch IR/IF, Repl. Unit, Quad Pad Mtg, 200 Amp	BO	200	12	12716N	
Caterpillar C-15		C112, Delco 22SI, Quad Pad Mt, 100 Amp	DR	145	12	8362N	12491N
Caterpillar C-15		C112, Delco 22SI, Quad Pad Mt, 145 Amp	DR	145	12	8362N	12491N
Caterpillar C-15		C112, DR 22SI Quad Pad Mt., 130 Amp	DR	145	12	8362N	12491N
Caterpillar C-15		C112, DR36SI HP,Quad Pad Mt., 170 Amp, High Temp Pkg.	DR	170	12	8614N	
Caterpillar C-15		C112, LN (Repl. 34SI) w/Lamp Driver Reg.	DR	170	12	8614N	
Caterpillar C-15		C112, Opt. Ser. Repl. DR 24SI, Quad Pad Mt., 160 Amp	DR	160	12	8719N	
Caterpillar C-15		C120, Bosch IR/IF, Repl. Unit, Quad Pad Mtg, 160 Amp	BO	160	12	12491N	12716N
Caterpillar C-15		C120, Bosch IR/IF, Repl. Unit, Quad Pad Mtg, 200 Amp	BO	200	12	12716N	
Caterpillar C-15		C120, Delco 22SI, Quad Pad Mt, 100 Amp	DR	145	12	8362N	12491N

ALTERNATORS

ALTERNATORS AND GENERATORS

ENGINE	YEAR	APPLICATION	Mfg	Amp	Volt	PART NO.	OPT. NO.
Freightliner (Cont'd)							
Century Class (Cont'd)							
Caterpillar C-15	2008-01	C120, Delco 22SI, Quad Pad Mt, 145 Amp	DR	145	12	8362N	12491N
Caterpillar C-15		C120, DR 22SI Quad Pad Mt., 130 Amp	DR	145	12	8362N	12491N
Caterpillar C-15		C120, DR36SI HP, Quad Pad Mt., 170 Amp, High Temp Pkg.	DR	170	12	8614N	
Caterpillar C-15		C120, LN (Repl. 34SI) w/Lamp Driver Reg.	DR	170	12	8614N	
Caterpillar C-15		C120, Opt. Ser. Repl. DR 24SI, Quad Pad Mt., 160 Amp	DR	160	12	8719N	
Caterpillar C-15	2007-01	C112, DR 34SI, Quad Pad Mtg., 135 Amp, Remote Sense	DR	140	12	8609N	8614N
Caterpillar C-15		C112, DR 34SI, Quad Pad Mtg., 135 Amp, Road Gang Pkg.	DR	140	12	8609N	8614N
Caterpillar C-15		C112, DR 35SI HP, Quad Pad Mt., 140 Amp, High Temp. Pkg. ...	DR	140	12	8609N	8614N
Caterpillar C-15		C112, DR 35SI, Quad Pad Mt, 110 Amp Std.	DR	140	12	8609N	8614N
Caterpillar C-15		C112, DR 35SI, Quad Pad Mt., 135 Amp, Remote Sense	DR	140	12	8609N	8614N
Caterpillar C-15		C112, DR 35SI, Quad Pad Mt., 135 Amp, Road Gang Pkg.	DR	140	12	8609N	8614N
Caterpillar C-15		C112, DR 35SI, Quad Pad Mt., 135 Amp, Std.	DR	140	12	8609N	8614N
Caterpillar C-15		C112, Moto (Repl. 34SI) 140 Amp, No Smart Check	LN	160	12	8410N	8410N
Caterpillar C-15		C112, Moto (Repl. 34SI) 160 Amp, No Smart Check	LN	160	12	8410N	8410N
Caterpillar C-15		C112, Std. DR 34SI, 110 Amp, Quad Pad Mt.	DR	140	12	8609N	8614N
Caterpillar C-15		C112, Std. DR 34SI, 135 Amp, Quad Pad Mt.	DR	135	12	8096N	8614N
Caterpillar C-15		C120, DR 34SI, Quad Pad Mtg., 135 Amp, Remote Sense	DR	140	12	8609N	8614N
Caterpillar C-15		C120, DR 34SI, Quad Pad Mtg., 135 Amp, Road Gang Pkg.	DR	140	12	8609N	8614N
Caterpillar C-15		C120, DR 35SI HP, Quad Pad Mt., 140 Amp, High Temp. Pkg. ...	DR	140	12	8609N	8614N
Caterpillar C-15		C120, DR 35SI, Quad Pad Mt, 110 Amp Std.	DR	140	12	8609N	8614N
Caterpillar C-15		C120, DR 35SI, Quad Pad Mt., 135 Amp, Remote Sense	DR	140	12	8609N	8614N
Caterpillar C-15		C120, DR 35SI, Quad Pad Mt., 135 Amp, Road Gang Pkg.	DR	140	12	8609N	8614N
Caterpillar C-15		C120, DR 35SI, Quad Pad Mt., 135 Amp, Std.	DR	140	12	8609N	8614N
Caterpillar C-15		C120, Moto (Repl. 34SI) 140 Amp, No Smart Check	LN	160	12	8410N	8410N
Caterpillar C-15		C120, Moto (Repl. 34SI) 160 Amp, No Smart Check	LN	160	12	8410N	8410N
Caterpillar C-15		C120, Std. DR 34SI, 110 Amp, Quad Pad Mt.	DR	140	12	8609N	8614N
Caterpillar C-15		C120, Std. DR 34SI, 135 Amp, Quad Pad Mt.	DR	135	12	8096N	8614N
Caterpillar C-15	2000-99	C112, Bosch Replacement Unit, 160 Amp, 3 Mounting Ears	BO	160	12	12490N	12715N
Caterpillar C-15		C112, Bosch Replacement Unit, 200 Amp	BO	200	12	12715N	
Caterpillar C-15		C112, DR 22SI J-180 Mt., 130 Amp, 14.1 Vset	DR	145	12	8078N	7685N
Caterpillar C-15		C112, DR 22SI J-180 Mt., 130-145 Amp, 14.5 Vset	DR	145	12	8078N-1	7685N
Caterpillar C-15		C112, DR 22SI J-180 Mt., 145 Amp, 14.1 Vset	DR	145	12	8078N	7685N
Caterpillar C-15		C112, DR 33SI, J-180 Mt., #10 R Term., 135 Amp, Std.	DR	135	12	8083N	8612N
Caterpillar C-15		C112, DR 33SI, J-180 Mt., 135 Amp, Road Gang Pkg.	DR	140	12	8607N	8612N
Caterpillar C-15		C112, DR 33SI, J-180Mt., #10 R Term, 110 Amp, Std.	DR	110	12	8081N	8612N
Caterpillar C-15		C112, DR 35SI HP, J-180 Mtg. 140 Amp, Repl. 33SI, High Temp Pkg.	DR	140	12	8607N	8612N
Caterpillar C-15		C112, DR 35SI, J-180 Mtg, 135 Amp, Repl. 33SI, Std.	DR	140	12	8607N	8612N
Caterpillar C-15		C112, DR 35SI, J-180 Mtg. 135 Amp, Repl. 33SI, Road Gang Pkg.	DR	140	12	8607N	8612N
Caterpillar C-15		C112, Leece Neville 2500JB, 90 Amp	LN	130	12	7612N	7613N
Caterpillar C-15		C112, Leece Neville 2600JB, 105 Amp	LN	130	12	7612N	7613N
Caterpillar C-15		C112, Leece Neville 2700JB, 130 Amp	LN	130	12	7612N	7613N
Caterpillar C-15		C112, Leece Neville 2805JB, 145 Amp	LN	160	12	7613N	7613N-LC
Caterpillar C-15		C112, Leece Neville LC Series, 160 Amp, stator activated, 239 mm Rotor OAL	LN	160	12	7613N-LC	
Caterpillar C-15		C112, Leece Neville, IR/EF, 160 Amp, trio activated, (235mm rotor OAL)	LN	160	12	7613N	7613N-LC
Caterpillar C-15		C112, Motorola 8LHA, 130 Amp, Std. Regulator	LN	160	12	8329N	
Caterpillar C-15		C112, Motorola 8LHA, 140 Amp, Std. Regulator	LN	160	12	8329N	
Caterpillar C-15		C112, Opt. Serv. Repl., DR 24SI, J180 Mt., 160 Amp	DR	160	12	8718N	
Caterpillar C-15		C120, Bosch Replacement Unit, 160 Amp, 3 Mounting Ears	BO	160	12	12490N	12715N
Caterpillar C-15		C120, Bosch Replacement Unit, 200 Amp	BO	200	12	12715N	
Caterpillar C-15		C120, DR 22SI J-180 Mt., 130 Amp, 14.1 Vset	DR	145	12	8078N	7685N
Caterpillar C-15		C120, DR 22SI J-180 Mt., 130-145 Amp, 14.5 Vset	DR	145	12	8078N-1	7685N
Caterpillar C-15		C120, DR 22SI J-180 Mt., 145 Amp, 14.1 Vset	DR	145	12	8078N	7685N
Caterpillar C-15		C120, DR 33SI, J-180 Mt., #10 R Term., 135 Amp, Std.	DR	135	12	8083N	8612N
Caterpillar C-15		C120, DR 33SI, J-180 Mt., 135 Amp, Road Gang Pkg.	DR	140	12	8607N	8612N
Caterpillar C-15		C120, DR 33SI, J-180Mt., #10 R Term, 110 Amp, Std.	DR	110	12	8081N	8612N
Caterpillar C-15		C120, DR 35SI HP, J-180 Mtg. 140 Amp, Repl. 33SI, High Temp Pkg.	DR	140	12	8607N	8612N
Caterpillar C-15		C120, DR 35SI, J-180 Mtg, 135 Amp, Repl. 33SI, Std.	DR	140	12	8607N	8612N
Caterpillar C-15		C120, DR 35SI, J-180 Mtg. 135 Amp, Repl. 33SI, Road Gang Pkg.	DR	140	12	8607N	8612N
Caterpillar C-15		C120, DR 36SI, J-180 Mt. (33SI Upgrade) 170 Amp	DR	170	12	8612N	
Caterpillar C-15		C120, Leece Neville 2500JB, 90 Amp	LN	130	12	7612N	7613N

ALTERNATORS AND GENERATORS

ENGINE	YEAR	APPLICATION	Mfg	Amp	Volt	PART NO.	OPT. NO.
Freightliner (Cont'd)							
Century Class (Cont'd)							
Caterpillar C-15	2000-99	C120, Leece Neville 2600JB, 105 Amp	LN	130	12	7612N	7613N
Caterpillar C-15		C120, Leece Neville 2700JB, 130 Amp	LN	130	12	7612N	7613N
Caterpillar C-15		C120, Leece Neville 2805JB, 145 Amp	LN	160	12	7613N	7613N-LC
Caterpillar C-15		C120, Leece Neville LC Series, 160 Amp, stator activated, 239 mm Rotor OAL	LN	160	12	7613N-LC	
Caterpillar C-15		C120, Leece Neville, IR/EF, 160 Amp, trio activated, (235mm rotor OAL)	LN	160	12	7613N	7613N-LC
Caterpillar C-15		C120, Motorola 8LHA, 130 Amp, Std. Regulator	LN	160	12	8329N	
Caterpillar C-15		C120, Motorola 8LHA, 140 Amp, Std. Regulator	LN	160	12	8329N	
Caterpillar C-15		C120, Opt. Serv. Repl., DR 24SI, J180 Mt., 160 Amp	DR	160	12	8718N	
Caterpillar C-15	2000	C120, Motorola 8LHA, 130 Amp, Std. Regulator	LN	160	12	8329N	
Caterpillar C-15	1999	C120, Motorola 8LHA, 130 Amp, Std. Regulator	LN	160	12	8329N	
Cummins ISC, 8.3L	2007-03	C112, LN IR/ EF, 270 Amp, Quad Pad Mt.	LN	270	12	8681N	
Cummins ISM	2000	C120, DR 35SI HP, J-180 Mtg. 140 Amp, Repl. 33SI, High Temp Pkg.	DR	140	12	8607N	8612N
Cummins ISM, 10.8L	2008-05	C112, DR 35SI HP, J-180 Mtg. 140 Amp, Repl. 33SI, High Temp Pkg.	DR	140	12	8607N	8612N
Cummins ISM, 10.8L		Delco 35SI, (34SI) HP High Temp Pkg.	DR	140	12	8608N	8613N
Cummins ISM, 10.8L	2008-03	C112, Leece-Neville, IR/ EF, 270 Amp, Pad Mount	LN	270	12	8681N	
Cummins ISM, 10.8L		C112, LN, ER / EF, Dual Ft. Mt., 185 Amp	LN	185	12	8674N	
Cummins ISM, 10.8L		C112, LN, IR / EF 185 Amp, B. Post-left	LN	185	12	8658N	8745N
Cummins ISM, 10.8L		C112, LN, IR / EF, 185 Amp, B. Post-right	LN	185	12	8673N	8658N
Cummins ISM, 10.8L	2003-98	C112, LN, 270 Amp, J-180 Mt., Ign. Stud. Int. Sense, B. Post-right	LN	270	12	8654N	
Cummins ISM, 10.8L	2003-97	C112, LN IR/ EF, 270 Amp, J-180 Mtg., SE Reg.	LN	270	12	8322N	
Cummins ISX	2003-01	C112, Delco 22SI, Quad Pad Mt, 100 Amp	DR	145	12	8362N	12491N
Cummins L-10	2000-99	C112, DR 22SI J-180 Mt., 130 Amp, 14.1 Vset	DR	145	12	8078N	7685N
Cummins L-10		C112, DR 22SI J-180 Mt., 130-145 Amp, 14.5 Vset	DR	145	12	8078N-1	7685N
Cummins L-10		C112, DR 33SI, J-180 Mt., #10 R Term., 135 Amp, Std.	DR	135	12	8083N	8612N
Cummins L-10		C112, DR 33SI, J-180Mt., #10 R Term, 110 Amp, Std.	DR	110	12	8081N	8612N
Cummins L-10		C112, Opt. Serv. Repl., DR 24SI, J180 Mt., 160 Amp	DR	160	12	8718N	
Cummins L-10		C120, DR 22SI J-180 Mt., 130 Amp, 14.1 Vset	DR	145	12	8078N	7685N
Cummins L-10		C120, DR 22SI J-180 Mt., 130-145 Amp, 14.5 Vset	DR	145	12	8078N-1	7685N
Cummins L-10		C120, DR 22SI J-180 Mt., 145 Amp, 14.1 Vset	DR	145	12	8078N	7685N
Cummins L-10		C120, DR 33SI, J-180 Mt., #10 R Term., 135 Amp, Std.	DR	135	12	8083N	8612N
Cummins L-10		C120, DR 33SI, J-180Mt., #10 R Term, 110 Amp, Std.	DR	110	12	8081N	8612N
Cummins L-10		C120, Opt. Serv. Repl., DR 24SI, J180 Mt., 160 Amp	DR	160	12	8718N	
Cummins L-10	2000-98	C112, DR 22SI J-180 Mt., 145 Amp, 14.1 Vset	DR	145	12	8078N	7685N
Cummins L-10	2000-96	C112, Bosch Replacement Unit, 160 Amp, 3 Mounting Ears	BO	160	12	12490N	12715N
Cummins L-10		C112, Bosch Replacement Unit, 200 Amp	BO	200	12	12715N	
Cummins L-10		C112, Leece Neville 2500JB, 90 Amp	LN	130	12	7612N	7613N
Cummins L-10		C112, Leece Neville 2600JB, 105 Amp	LN	130	12	7612N	7613N
Cummins L-10		C112, Leece Neville 2700JB, 130 Amp	LN	130	12	7612N	7613N
Cummins L-10		C112, Leece Neville 2805JB, 145 Amp	LN	160	12	7613N	7613N-LC
Cummins L-10		C112, Leece Neville LC Series, 160 Amp, stator activated, 239 mm Rotor OAL	LN	160	12	7613N-LC	
Cummins L-10		C112, Leece Neville, IR/EF, 160 Amp, trio activated, (235mm rotor OAL)	LN	160	12	7613N	7613N-LC
Cummins L-10		C112, Motorola 8LHA, 130 Amp, Std. Regulator	LN	160	12	8329N	
Cummins L-10		C112, Motorola 8LHA, 140 Amp, Std. Regulator	LN	160	12	8329N	
Cummins L-10		C120, Bosch Replacement Unit, 160 Amp, 3 Mounting Ears	BO	160	12	12490N	12715N
Cummins L-10		C120, Bosch Replacement Unit, 200 Amp	BO	200	12	12715N	
Cummins L-10		C120, Leece Neville 2500JB, 90 Amp	LN	130	12	7612N	7613N
Cummins L-10		C120, Leece Neville 2600JB, 105 Amp	LN	130	12	7612N	7613N
Cummins L-10		C120, Leece Neville 2700JB, 130 Amp	LN	130	12	7612N	7613N
Cummins L-10		C120, Leece Neville 2805JB, 145 Amp	LN	160	12	7613N	7613N-LC
Cummins L-10		C120, Leece Neville LC Series, 160 Amp, stator activated, 239 mm Rotor OAL	LN	160	12	7613N-LC	
Cummins L-10		C120, Leece Neville, IR/EF, 160 Amp, trio activated, (235mm rotor OAL)	LN	160	12	7613N	7613N-LC
Cummins L-10		C120, Motorola 8LHA, 130 Amp, Std. Regulator	LN	160	12	8329N	
Cummins L-10		C120, Motorola 8LHA, 140 Amp, Std. Regulator	LN	160	12	8329N	
Cummins L-10	1998-96	C112, Delco 21SI, 115 Amp	DR	145-160	12	7685N	8076N
Cummins L-10		C112, Delco 21SI, 130 Amp	DR	130	12	7681N	7685N
Cummins L-10		C112, Delco 21SI, 145 Amp, 14.1 Vset	DR	145-160	12	7685N	8076N
Cummins L-10		C112, Delco 21SI, 145 Amp, 14.5 Vset	DR	145-160	12	7685N-1	8076N

ALTERNATORS

ALTERNATORS AND GENERATORS

ENGINE	YEAR	APPLICATION	Mfg	Amp	Volt	PART NO.	OPT. NO.
Freightliner (Cont'd)							
Century Class (Cont'd)							
Cummins L-10	1998-96	C120, Delco 21SI, 115 Amp	DR	145-160	12	7685N	8076N
Cummins L-10		C120, Delco 21SI, 130 Amp	DR	130	12	7681N	7685N
Cummins L-10		C120, Delco 21SI, 145 Amp, 14.1 Vset	DR	145-160	12	7685N	8076N
Cummins L-10		C120, Delco 21SI, 145 Amp, 14.5 Vset	DR	145-160	12	7685N-1	8076N
Cummins L10, 10.0L	2008-03	C112, Leece-Neville, IR/ EF, 270 Amp, Pad Mount	LN	270	12	8681N	
Cummins L10, 10.0L		C112, LN IR/ EF, Quad Mt., Opt. Serv. Repl., 12V / 185 Amp	LN	185	12	8676N	
Cummins L10, 10.0L		C112, LN, ER / EF, Dual Ft. Mt., 185 Amp	LN	185	12	8674N	
Cummins L10, 10.0L		C112, LN, IR / EF 185 Amp, B. Post-left	LN	185	12	8658N	8745N
Cummins L10, 10.0L		C112, LN, IR / EF, 185 Amp, B. Post-right	LN	185	12	8673N	8658N
Cummins L10, 10.0L	2007-03	C112, LN IR/ EF, 270 Amp, Quad Pad Mt.	LN	270	12	8681N	
Cummins L10, 10.0L	2003-98	C112, LN, 270 Amp, J-180 Mt., Ign. Stud, Int. Sense, B. Post-right	LN	270	12	8654N	
Cummins L10, 10.0L	2003-97	C112, LN IR/ EF, 270 Amp, J-180 Mtg., SE Reg.	LN	270	12	8322N	
Cummins M11	2000-96	Motorola 8LHA, 140 Amp, Std. Regulator	LN	160	12	8329N	
Cummins M11, 10.8L	2008-03	C112, Leece-Neville, IR/ EF, 270 Amp, Pad Mount	LN	270	12	8681N	
Cummins M11, 10.8L		C112, LN, ER / EF, Dual Ft. Mt., 185 Amp	LN	185	12	8674N	
Cummins M11, 10.8L		C112, LN, IR / EF 185 Amp, B. Post-left	LN	185	12	8658N	8745N
Cummins M11, 10.8L		C112, LN, IR / EF, 185 Amp, B. Post-right	LN	185	12	8673N	8658N
Cummins M11, 10.8L	2007-03	C112, LN IR/ EF, 270 Amp, Quad Pad Mt.	LN	270	12	8681N	
Cummins M11, 10.8L	2003-98	C112, LN, 270 Amp, J-180 Mt., Ign. Stud, Int. Sense, B. Post-right	LN	270	12	8654N	
Cummins M11, 10.8L	2003-97	C112, LN IR/ EF, 270 Amp, J-180 Mtg., SE Reg.	LN	270	12	8322N	
Cummins N14, 14.0L	2008-99	C112, DR 35SI HP, J-180 Mtg. 140 Amp, Repl. 33SI, High Temp Pkg.	DR	140	12	8607N	8612N
Cummins N14, 14.0L	2008-05	Delco 35SI, (34SI) HP High Temp Pkg.	DR	140	12	8608N	8613N
Cummins N14, 14.0L	2008-03	C112, Leece-Neville, IR/ EF, 270 Amp, Pad Mount	LN	270	12	8681N	
Cummins N14, 14.0L		C112, LN, ER / EF, Dual Ft. Mt., 185 Amp	LN	185	12	8674N	
Cummins N14, 14.0L		C112, LN, IR / EF 185 Amp, B. Post-left	LN	185	12	8658N	8745N
Cummins N14, 14.0L		C112, LN, IR / EF, 185 Amp, B. Post-right	LN	185	12	8673N	8658N
Cummins N14, 14.0L	2007-03	C112, LN IR/ EF, 270 Amp, Quad Pad Mt.	LN	270	12	8681N	
Cummins N14, 14.0L	2003-99	C120, DR 35SI HP, J-180 Mtg. 140 Amp, Repl. 33SI, High Temp Pkg.	DR	140	12	8607N	8612N
Cummins N14, 14.0L	2003-98	C112, LN, 270 Amp, J-180 Mt., Ign. Stud, Int. Sense, B. Post-right	LN	270	12	8654N	
Cummins N14, 14.0L	2003-97	C112, LN IR/ EF, 270 Amp, J-180 Mtg., SE Reg.	LN	270	12	8322N	
Cummins N14, 14.0L	2008	C112, LN IR/ EF, Quad Mt., Opt. Serv. Repl., 12V / 185 Amp	LN	185	12	8676N	
L6 10.8L 10834cc 661cid	2008-04	C112, Cummins ISM, DR 36SI, Quad Mt., 24V / 95 Amp	DR	95	24	8610N	
L6 10.8L 10834cc 661cid	2008-03	C112, Cummins ISM, LN IR/ EF, Quad Mt., Opt. Serv. Repl., 12V / 185 Amp	LN	185	12	8676N	
L6 10.8L 10834cc 661cid		C112, Cummins M11, LN IR/ EF, Quad Mt., Opt. Serv. Repl., 12V / 185 Amp	LN	185	12	8676N	
L6 10.8L 10834cc 661cid	2008-01	C112, Cummins ISM, LN (Repl. 34SI) w/Lamp Driver Reg.	DR	170	12	8614N	
L6 10.8L 10834cc 661cid		C120, Cummins ISM, DR36SI HP,Quad Pad Mt., 170 Amp, High Temp Pkg.	DR	170	12	8614N	
L6 10.8L 10834cc 661cid		C120, Cummins ISM, LN (Repl. 34SI) w/Lamp Driver Reg.	DR	170	12	8614N	
L6 10.8L 10834cc 661cid		C120, Cummins ISX, DR36SI HP,Quad Pad Mt., 170 Amp, High Temp Pkg.	DR	170	12	8614N	
L6 10.8L 10834cc 661cid	2004-01	C112, Cummins ISM, Bosch IR/IF, Repl. Unit, Quad Pad Mtg, 160 Amp	BO	160	12	12491N	12716N
L6 10.8L 10834cc 661cid		C112, Cummins ISM, Bosch IR/IF, Repl. Unit, Quad Pad Mtg, 200 Amp	BO	200	12	12716N	
L6 10.8L 10834cc 661cid		C112, Cummins ISM, Delco 22SI, Quad Pad Mt, 100 Amp	DR	145	12	8362N	12491N
L6 10.8L 10834cc 661cid		C112, Cummins ISM, Delco 22SI, Quad Pad Mt, 145 Amp	DR	145	12	8362N	12491N
L6 10.8L 10834cc 661cid		C112, Cummins ISM, DR 22SI Quad Pad Mt., 130 Amp	DR	145	12	8362N	12491N
L6 10.8L 10834cc 661cid		C112, Cummins ISM, DR 34SI, Quad Pad Mtg., 135 Amp, Remote Sense	DR	140	12	8609N	8614N
L6 10.8L 10834cc 661cid		C112, Cummins ISM, DR 34SI, Quad Pad Mtg., 135 Amp, Road Gang Pkg.	DR	140	12	8609N	8614N
L6 10.8L 10834cc 661cid		C112, Cummins ISM, DR 35SI HP, Quad Pad Mt., 140 Amp, High Temp. Pkg.	DR	140	12	8609N	8614N
L6 10.8L 10834cc 661cid		C112, Cummins ISM, DR 35SI, Quad Pad Mt, 110 Amp Std.	DR	140	12	8609N	8614N
L6 10.8L 10834cc 661cid		C112, Cummins ISM, DR 35SI, Quad Pad Mt., 135 Amp, Remote Sense	DR	140	12	8609N	8614N
L6 10.8L 10834cc 661cid		C112, Cummins ISM, DR 35SI, Quad Pad Mt., 135 Amp, Road Gang Pkg.	DR	140	12	8609N	8614N
L6 10.8L 10834cc 661cid		C112, Cummins ISM, DR 35SI, Quad Pad Mt., 135 Amp, Std.	DR	140	12	8609N	8614N

ALTERNATORS AND GENERATORS

ENGINE	YEAR	APPLICATION	Mfg	Amp	Volt	PART NO.	OPT. NO.
Freightliner (Cont'd)							
Century Class (Cont'd)							
L6 10.8L 10834cc 661cid	2004-01	C112, Cummins ISM, DR36SI HP,Quad Pad Mt., 170 Amp, High Temp Pkg.	DR	170	12	8614N	
L6 10.8L 10834cc 661cid		C112, Cummins ISM, Moto (Repl. 34SI) 140 Amp, No Smart Check	LN	160	12	8410N	8410N
L6 10.8L 10834cc 661cid		C112, Cummins ISM, Moto (Repl. 34SI) 160 Amp, No Smart Check	LN	160	12	8410N	8410N
L6 10.8L 10834cc 661cid		C112, Cummins ISM, Opt. Ser. Repl. DR 24SI, Quad Pad Mt., 160 Amp	DR	160	12	8719N	
L6 10.8L 10834cc 661cid		C112, Cummins ISM, Std. DR 34SI, 110 Amp, Quad Pad Mt.	DR	140	12	8609N	8614N
L6 10.8L 10834cc 661cid		C112, Cummins ISM, Std. DR 34SI, 135 Amp, Quad Pad Mt.	DR	135	12	8096N	8614N
L6 10.8L 10834cc 661cid		C120, Cummins ISM, Bosch IR/IF, Repl. Unit, Quad Pad Mtg., 160 Amp	BO	160	12	12491N	12716N
L6 10.8L 10834cc 661cid		C120, Cummins ISM, Bosch IR/IF, Repl. Unit, Quad Pad Mtg., 200 Amp	BO	200	12	12716N	
L6 10.8L 10834cc 661cid		C120, Cummins ISM, Delco 22SI, Quad Pad Mt, 100 Amp	DR	145	12	8362N	12491N
L6 10.8L 10834cc 661cid		C120, Cummins ISM, Delco 22SI, Quad Pad Mt, 145 Amp	DR	145	12	8362N	12491N
L6 10.8L 10834cc 661cid		C120, Cummins ISM, DR 22SI Quad Pad Mt., 130 Amp	DR	145	12	8362N	12491N
L6 10.8L 10834cc 661cid		C120, Cummins ISM, DR 34SI, Quad Pad Mtg., 135 Amp, Remote Sense	DR	140	12	8609N	8614N
L6 10.8L 10834cc 661cid		C120, Cummins ISM, DR 34SI, Quad Pad Mtg., 135 Amp, Road Gang Pkg.	DR	140	12	8609N	8614N
L6 10.8L 10834cc 661cid		C120, Cummins ISM, DR 35SI HP, Quad Pad Mt., 140 Amp, High Temp. Pkg.	DR	140	12	8609N	8614N
L6 10.8L 10834cc 661cid		C120, Cummins ISM, DR 35SI, Quad Pad Mt, 110 Amp Std.	DR	140	12	8609N	8614N
L6 10.8L 10834cc 661cid		C120, Cummins ISM, DR 35SI, Quad Pad Mt., 135 Amp, Remote Sense	DR	140	12	8609N	8614N
L6 10.8L 10834cc 661cid		C120, Cummins ISM, DR 35SI, Quad Pad Mt., 135 Amp, Road Gang Pkg.	DR	140	12	8609N	8614N
L6 10.8L 10834cc 661cid		C120, Cummins ISM, DR 35SI, Quad Pad Mt., 135 Amp, Std. ...	DR	140	12	8609N	8614N
L6 10.8L 10834cc 661cid		C120, Cummins ISM, Moto (Repl. 34SI) 140 Amp, No Smart Check	LN	160	12	8410N	8410N
L6 10.8L 10834cc 661cid		C120, Cummins ISM, Moto (Repl. 34SI) 160 Amp, No Smart Check	LN	160	12	8410N	8410N
L6 10.8L 10834cc 661cid		C120, Cummins ISM, Opt. Ser. Repl. DR 24SI, Quad Pad Mt., 160 Amp	DR	160	12	8719N	
L6 10.8L 10834cc 661cid		C120, Cummins ISM, Std. DR 34SI, 110 Amp, Quad Pad Mt.	DR	140	12	8609N	8614N
L6 10.8L 10834cc 661cid		C120, Cummins ISM, Std. DR 34SI, 135 Amp, Quad Pad Mt.	DR	135	12	8096N	8614N
L6 10.8L 10834cc 661cid	2003-01	C112, Cummins ISX, Bosch IR/IF, Repl. Unit, Quad Pad Mtg., 160 Amp	BO	160	12	12491N	12716N
L6 10.8L 10834cc 661cid		C112, Cummins ISX, Bosch IR/IF, Repl. Unit, Quad Pad Mtg., 200 Amp	BO	200	12	12716N	
L6 10.8L 10834cc 661cid		C112, Cummins ISX, Delco 22SI, Quad Pad Mt, 145 Amp	DR	145	12	8362N	12491N
L6 10.8L 10834cc 661cid		C112, Cummins ISX, DR 22SI Quad Pad Mt., 130 Amp	DR	145	12	8362N	12491N
L6 10.8L 10834cc 661cid		C112, Cummins ISX, DR 34SI, Quad Pad Mtg., 135 Amp, Remote Sense	DR	140	12	8609N	8614N
L6 10.8L 10834cc 661cid		C112, Cummins ISX, DR 34SI, Quad Pad Mtg., 135 Amp, Road Gang Pkg.	DR	140	12	8609N	8614N
L6 10.8L 10834cc 661cid		C112, Cummins ISX, DR 35SI HP, Quad Pad Mt., 140 Amp, High Temp. Pkg.	DR	140	12	8609N	8614N
L6 10.8L 10834cc 661cid		C112, Cummins ISX, DR 35SI, Quad Pad Mt, 110 Amp Std.	DR	140	12	8609N	8614N
L6 10.8L 10834cc 661cid		C112, Cummins ISX, DR 35SI, Quad Pad Mt., 135 Amp, Remote Sense	DR	140	12	8609N	8614N
L6 10.8L 10834cc 661cid		C112, Cummins ISX, DR 35SI, Quad Pad Mt., 135 Amp, Road Gang Pkg.	DR	140	12	8609N	8614N
L6 10.8L 10834cc 661cid		C112, Cummins ISX, DR 35SI, Quad Pad Mt., 135 Amp, Std.	DR	140	12	8609N	8614N
L6 10.8L 10834cc 661cid		C112, Cummins ISX, DR36SI HP,Quad Pad Mt., 170 Amp, High Temp Pkg.	DR	170	12	8614N	
L6 10.8L 10834cc 661cid		C112, Cummins ISX, LN (Repl. 34SI) w/Lamp Driver Reg.	DR	170	12	8614N	
L6 10.8L 10834cc 661cid		C112, Cummins ISX, Moto (Repl. 34SI) 140 Amp, No Smart Check	LN	160	12	8410N	8410N
L6 10.8L 10834cc 661cid		C112, Cummins ISX, Moto (Repl. 34SI) 160 Amp, No Smart Check	LN	160	12	8410N	8410N
L6 10.8L 10834cc 661cid		C112, Cummins ISX, Opt. Ser. Repl. DR 24SI, Quad Pad Mt., 160 Amp	DR	160	12	8719N	
L6 10.8L 10834cc 661cid		C112, Cummins ISX, Std. DR 34SI, 110 Amp, Quad Pad Mt.	DR	140	12	8609N	8614N
L6 10.8L 10834cc 661cid		C112, Cummins ISX, Std. DR 34SI, 135 Amp, Quad Pad Mt.	DR	135	12	8096N	8614N

ALTERNATORS

ALTERNATORS AND GENERATORS

ENGINE	YEAR	APPLICATION	Mfg	Amp	Volt	PART NO.	OPT. NO.
Freightliner (Cont'd)							
Century Class (Cont'd)							
L6 10.8L 10834cc 661cid	2003-01	C120, Cummins ISX, Bosch IR/IF, Repl. Unit, Quad Pad Mtg, 160 Amp	BO	160	12	12491N	12716N
L6 10.8L 10834cc 661cid		C120, Cummins ISX, Bosch IR/IF, Repl. Unit, Quad Pad Mtg, 200 Amp	BO	200	12	12716N	
L6 10.8L 10834cc 661cid		C120, Cummins ISX, Delco 22SI, Quad Pad Mt, 100 Amp	DR	145	12	8362N	12491N
L6 10.8L 10834cc 661cid		C120, Cummins ISX, Delco 22SI, Quad Pad Mt, 145 Amp	DR	145	12	8362N	12491N
L6 10.8L 10834cc 661cid		C120, Cummins ISX, DR 22SI Quad Pad Mt., 130 Amp	DR	145	12	8362N	12491N
L6 10.8L 10834cc 661cid		C120, Cummins ISX, DR 34SI, Quad Pad Mtg., 135 Amp, Remote Sense	DR	140	12	8609N	8614N
L6 10.8L 10834cc 661cid		C120, Cummins ISX, DR 34SI, Quad Pad Mtg., 135 Amp, Road Gang Pkg.	DR	140	12	8609N	8614N
L6 10.8L 10834cc 661cid		C120, Cummins ISX, DR 35SI HP, Quad Pad Mt., 140 Amp, High Temp. Pkg.	DR	140	12	8609N	8614N
L6 10.8L 10834cc 661cid		C120, Cummins ISX, DR 35SI, Quad Pad Mt, 110 Amp Std.	DR	140	12	8609N	8614N
L6 10.8L 10834cc 661cid		C120, Cummins ISX, DR 35SI, Quad Pad Mt., 135 Amp, Remote Sense	DR	140	12	8609N	8614N
L6 10.8L 10834cc 661cid		C120, Cummins ISX, DR 35SI, Quad Pad Mt., 135 Amp, Road Gang Pkg.	DR	140	12	8609N	8614N
L6 10.8L 10834cc 661cid		C120, Cummins ISX, DR 35SI, Quad Pad Mt., 135 Amp, Std. ...	DR	140	12	8609N	8614N
L6 10.8L 10834cc 661cid		C120, Cummins ISX, LN (Repl. 34SI) w/Lamp Driver Reg.	DR	170	12	8614N	
L6 10.8L 10834cc 661cid		C120, Cummins ISX, Moto (Repl. 34SI) 140 Amp, No Smart Check	LN	160	12	8410N	8410N
L6 10.8L 10834cc 661cid		C120, Cummins ISX, Moto (Repl. 34SI) 160 Amp, No Smart Check	LN	160	12	8410N	8410N
L6 10.8L 10834cc 661cid		C120, Cummins ISX, Opt. Ser. Repl. DR 24SI, Quad Pad Mt., 160 Amp	DR	160	12	8719N	
L6 10.8L 10834cc 661cid		C120, Cummins ISX, Std. DR 34SI, 110 Amp, Quad Pad Mt.	DR	140	12	8609N	8614N
L6 10.8L 10834cc 661cid	C120, Cummins ISX, Std. DR 34SI, 135 Amp, Quad Pad Mt.	DR	135	12	8096N	8614N	
L6 10.8L 10834cc 661cid	2000-99	C112, Cummins ISM, Bosch Replacement Unit, 160 Amp, 3 Mounting Ears	BO	160	12	12490N	12715N
L6 10.8L 10834cc 661cid		C112, Cummins ISM, Bosch Replacement Unit, 200 Amp	BO	200	12	12715N	
L6 10.8L 10834cc 661cid		C112, Cummins ISM, DR 22SI J-180 Mt., 130 Amp, 14.1 Vset ...	DR	145	12	8078N	7685N
L6 10.8L 10834cc 661cid		C112, Cummins ISM, DR 22SI J-180 Mt., 130-145 Amp, 14.5 Vset	DR	145	12	8078N-1	7685N
L6 10.8L 10834cc 661cid		C112, Cummins ISM, DR 22SI J-180 Mt., 145 Amp, 14.1 Vset ...	DR	145	12	8078N	7685N
L6 10.8L 10834cc 661cid		C112, Cummins ISM, DR 33SI, J-180 Mt., #10 R Term., 135 Amp, Std.	DR	135	12	8083N	8612N
L6 10.8L 10834cc 661cid		C112, Cummins ISM, DR 33SI, J-180 Mt., 135 Amp, Road Gang Pkg.	DR	140	12	8607N	8612N
L6 10.8L 10834cc 661cid		C112, Cummins ISM, DR 33SI, J-180Mt., #10 R Term, 110 Amp, Std.	DR	110	12	8081N	8612N
L6 10.8L 10834cc 661cid		C112, Cummins ISM, DR 35SI HP, J-180 Mtg. 140 Amp, Repl. 33SI, High Temp Pkg.	DR	140	12	8607N	8612N
L6 10.8L 10834cc 661cid		C112, Cummins ISM, DR 35SI, J-180 Mtg, 135 Amp, Repl. 33SI, Std.	DR	140	12	8607N	8612N
L6 10.8L 10834cc 661cid		C112, Cummins ISM, DR 35SI, J-180 Mtg. 135 Amp, Repl. 33SI, Road Gang Pkg.	DR	140	12	8607N	8612N
L6 10.8L 10834cc 661cid		C112, Cummins ISM, DR 36SI, J-180 Mt. (33SI Upgrade) 170 Amp	DR	170	12	8612N	
L6 10.8L 10834cc 661cid		C112, Cummins ISM, Leece Neville 2500JB, 90 Amp	LN	130	12	7612N	7613N
L6 10.8L 10834cc 661cid		C112, Cummins ISM, Leece Neville 2600JB, 105 Amp	LN	130	12	7612N	7613N
L6 10.8L 10834cc 661cid		C112, Cummins ISM, Leece Neville 2700JB, 130 Amp	LN	130	12	7612N	7613N
L6 10.8L 10834cc 661cid		C112, Cummins ISM, Leece Neville 2805JB, 145 Amp	LN	160	12	7613N	7613N-LC
L6 10.8L 10834cc 661cid		C112, Cummins ISM, Leece Neville LC Series, 160 Amp, stator activated, 239 mm Rotor OAL	LN	160	12	7613N-LC	
L6 10.8L 10834cc 661cid	C112, Cummins ISM, Leece Neville, IR/EF, 160 Amp, trio activated, (235mm rotor OAL)	LN	160	12	7613N	7613N-LC	
L6 10.8L 10834cc 661cid	C112, Cummins ISM, Motorola 8LHA, 130 Amp, Std. Regulator .	LN	160	12	8329N		
L6 10.8L 10834cc 661cid	C112, Cummins ISM, Motorola 8LHA, 140 Amp, Std. Regulator .	LN	160	12	8329N		
L6 10.8L 10834cc 661cid	C112, Cummins ISM, Opt. Serv. Repl., DR 24SI, J180 Mt., 160 Amp	DR	160	12	8718N		
L6 10.8L 10834cc 661cid	C112, Cummins ISX, Bosch Replacement Unit, 160 Amp, 3 Mounting Ears	BO	160	12	12490N	12715N	
L6 10.8L 10834cc 661cid	C112, Cummins ISX, Bosch Replacement Unit, 200 Amp	BO	200	12	12715N		
L6 10.8L 10834cc 661cid	C112, Cummins ISX, DR 22SI J-180 Mt., 130 Amp, 14.1 Vset ...	DR	145	12	8078N	7685N	

ALTERNATORS

ALTERNATORS AND GENERATORS

ENGINE	YEAR	APPLICATION	Mfg	Amp	Volt	PART NO.	OPT. NO.
Freightliner (Cont'd)							
Century Class (Cont'd)							
L6 10.8L 10834cc 661cid	2000-99	C112, Cummins ISX, DR 22SI J-180 Mt., 130-145 Amp, 14.5 Vset	DR	145	12	8078N-1	7685N
L6 10.8L 10834cc 661cid		C112, Cummins ISX, DR 22SI J-180 Mt., 145 Amp, 14.1 Vset ...	DR	145	12	8078N	7685N
L6 10.8L 10834cc 661cid		C112, Cummins ISX, DR 33SI, J-180 Mt., #10 R Term., 135 Amp, Std.	DR	135	12	8083N	8612N
L6 10.8L 10834cc 661cid		C112, Cummins ISX, DR 33SI, J-180 Mt., 135 Amp, Road Gang Pkg.	DR	140	12	8607N	8612N
L6 10.8L 10834cc 661cid		C112, Cummins ISX, DR 33SI, J-180Mt., #10 R Term, 110 Amp, Std.	DR	110	12	8081N	8612N
L6 10.8L 10834cc 661cid		C112, Cummins ISX, DR 35SI HP, J-180 Mtg. 140 Amp, Repl. 33SI, High Temp Pkg.	DR	140	12	8607N	8612N
L6 10.8L 10834cc 661cid		C112, Cummins ISX, DR 35SI, J-180 Mtg, 135 Amp, Repl. 33SI, Std.	DR	140	12	8607N	8612N
L6 10.8L 10834cc 661cid		C112, Cummins ISX, DR 35SI, J-180 Mtg. 135 Amp, Repl. 33SI, Road Gang Pkg.	DR	140	12	8607N	8612N
L6 10.8L 10834cc 661cid		C112, Cummins ISX, DR 36SI, J-180 Mt. (33SI Upgrade) 170 Amp	DR	170	12	8612N	
L6 10.8L 10834cc 661cid		C112, Cummins ISX, Leece Neville 2500JB, 90 Amp	LN	130	12	7612N	7613N
L6 10.8L 10834cc 661cid		C112, Cummins ISX, Leece Neville 2600JB, 105 Amp	LN	130	12	7612N	7613N
L6 10.8L 10834cc 661cid		C112, Cummins ISX, Leece Neville 2700JB, 130 Amp	LN	130	12	7612N	7613N
L6 10.8L 10834cc 661cid		C112, Cummins ISX, Leece Neville 2805JB, 145 Amp	LN	160	12	7613N	7613N-LC
L6 10.8L 10834cc 661cid		C112, Cummins ISX, Leece Neville LC Series, 160 Amp, stator activated, 239 mm Rotor OAL	LN	160	12	7613N-LC	
L6 10.8L 10834cc 661cid		C112, Cummins ISX, Leece Neville, IR/EF, 160 Amp, trio activated, (235mm rotor OAL)	LN	160	12	7613N	7613N-LC
L6 10.8L 10834cc 661cid		C112, Cummins ISX, Motorola 8LHA, 130 Amp, Std. Regulator ..	LN	160	12	8329N	
L6 10.8L 10834cc 661cid		C112, Cummins ISX, Motorola 8LHA, 140 Amp, Std. Regulator ..	LN	160	12	8329N	
L6 10.8L 10834cc 661cid		C112, Cummins ISX, Opt. Serv. Repl., DR 24SI, J180 Mt., 160 Amp	DR	160	12	8718N	
L6 10.8L 10834cc 661cid		C112, Cummins M11, DR 22SI J-180 Mt., 130 Amp, 14.1 Vset ..	DR	145	12	8078N	7685N
L6 10.8L 10834cc 661cid		C112, Cummins M11, DR 22SI J-180 Mt., 130-145 Amp, 14.5 Vset	DR	145	12	8078N-1	7685N
L6 10.8L 10834cc 661cid		C112, Cummins M11, DR 22SI J-180 Mt., 145 Amp, 14.1 Vset ..	DR	145	12	8078N	7685N
L6 10.8L 10834cc 661cid		C112, Cummins M11, DR 33SI, J-180 Mt., #10 R Term., 135 Amp, Std.	DR	135	12	8083N	8612N
L6 10.8L 10834cc 661cid		C112, Cummins M11, DR 33SI, J-180Mt., #10 R Term, 110 Amp, Std.	DR	110	12	8081N	8612N
L6 10.8L 10834cc 661cid		C112, Cummins M11, Opt. Serv. Repl., DR 24SI, J180 Mt., 160 Amp	DR	160	12	8718N	
L6 10.8L 10834cc 661cid		C120, Cummins ISM, Bosch Replacement Unit, 160 Amp, 3 Mounting Ears	BO	160	12	12490N	12715N
L6 10.8L 10834cc 661cid		C120, Cummins ISM, Bosch Replacement Unit, 200 Amp	BO	200	12	12715N	
L6 10.8L 10834cc 661cid		C120, Cummins ISM, DR 22SI J-180 Mt., 130 Amp, 14.1 Vset ..	DR	145	12	8078N	7685N
L6 10.8L 10834cc 661cid		C120, Cummins ISM, DR 22SI J-180 Mt., 130-145 Amp, 14.5 Vset	DR	145	12	8078N-1	7685N
L6 10.8L 10834cc 661cid		C120, Cummins ISM, DR 22SI J-180 Mt., 145 Amp, 14.1 Vset ..	DR	145	12	8078N	7685N
L6 10.8L 10834cc 661cid		C120, Cummins ISM, DR 33SI, J-180 Mt., #10 R Term., 135 Amp, Std.	DR	135	12	8083N	8612N
L6 10.8L 10834cc 661cid		C120, Cummins ISM, DR 33SI, J-180 Mt., 135 Amp, Road Gang Pkg.	DR	140	12	8607N	8612N
L6 10.8L 10834cc 661cid		C120, Cummins ISM, DR 33SI, J-180Mt., #10 R Term, 110 Amp, Std.	DR	110	12	8081N	8612N
L6 10.8L 10834cc 661cid		C120, Cummins ISM, DR 35SI, J-180 Mtg, 135 Amp, Repl. 33SI, Std.	DR	140	12	8607N	8612N
L6 10.8L 10834cc 661cid		C120, Cummins ISM, DR 35SI, J-180 Mtg. 135 Amp, Repl. 33SI, Road Gang Pkg.	DR	140	12	8607N	8612N
L6 10.8L 10834cc 661cid		C120, Cummins ISM, DR 36SI, J-180 Mt. (33SI Upgrade) 170 Amp	DR	170	12	8612N	
L6 10.8L 10834cc 661cid		C120, Cummins ISM, Leece Neville 2500JB, 90 Amp	LN	130	12	7612N	7613N
L6 10.8L 10834cc 661cid		C120, Cummins ISM, Leece Neville 2600JB, 105 Amp	LN	130	12	7612N	7613N
L6 10.8L 10834cc 661cid		C120, Cummins ISM, Leece Neville 2700JB, 130 Amp	LN	130	12	7612N	7613N
L6 10.8L 10834cc 661cid		C120, Cummins ISM, Leece Neville 2805JB, 145 Amp	LN	160	12	7613N	7613N-LC
L6 10.8L 10834cc 661cid		C120, Cummins ISM, Leece Neville LC Series, 160 Amp, stator activated, 239 mm Rotor OAL	LN	160	12	7613N-LC	
L6 10.8L 10834cc 661cid		C120, Cummins ISM, Leece Neville, IR/EF, 160 Amp, trio activated, (235mm rotor OAL)	LN	160	12	7613N	7613N-LC

ALTERNATORS

ALTERNATORS AND GENERATORS

ENGINE	YEAR	APPLICATION	Mfg	Amp	Volt	PART NO.	OPT. NO.
Freightliner (Cont'd)							
Century Class (Cont'd)							
L6 10.8L 10834cc 661cid	2000-99	C120, Cummins ISM, Motorola 8LHA, 130 Amp, Std. Regulator	LN	160	12	8329N	
L6 10.8L 10834cc 661cid		C120, Cummins ISM, Motorola 8LHA, 140 Amp, Std. Regulator	LN	160	12	8329N	
L6 10.8L 10834cc 661cid		C120, Cummins ISM, Opt. Serv. Repl., DR 24SI, J180 Mt., 160 Amp				8718N	
L6 10.8L 10834cc 661cid		C120, Cummins ISX, Bosch Replacement Unit, 160 Amp, 3 Mounting Ears	BO	160	12	12490N	12715N
L6 10.8L 10834cc 661cid		C120, Cummins ISX, Bosch Replacement Unit, 200 Amp	BO	200	12	12715N	
L6 10.8L 10834cc 661cid		C120, Cummins ISX, DR 22SI J-180 Mt., 130 Amp, 14.1 Vset	DR	145	12	8078N	7685N
L6 10.8L 10834cc 661cid		C120, Cummins ISX, DR 22SI J-180 Mt., 130-145 Amp, 14.5 Vset	DR	145	12	8078N-1	7685N
L6 10.8L 10834cc 661cid		C120, Cummins ISX, DR 22SI J-180 Mt., 145 Amp, 14.1 Vset	DR	145	12	8078N	7685N
L6 10.8L 10834cc 661cid		C120, Cummins ISX, DR 33SI, J-180 Mt., #10 R Term., 135 Amp, Std.	DR	135	12	8083N	8612N
L6 10.8L 10834cc 661cid		C120, Cummins ISX, DR 33SI, J-180 Mt., 135 Amp, Road Gang Pkg.	DR	140	12	8607N	8612N
L6 10.8L 10834cc 661cid		C120, Cummins ISX, DR 33SI, J-180Mt., #10 R Term, 110 Amp, Std.	DR	110	12	8081N	8612N
L6 10.8L 10834cc 661cid		C120, Cummins ISX, DR 35SI HP, J-180 Mtg. 140 Amp, Repl. 33SI, High Temp Pkg.	DR	140	12	8607N	8612N
L6 10.8L 10834cc 661cid		C120, Cummins ISX, DR 35SI, J-180 Mtg, 135 Amp, Repl. 33SI, Std.	DR	140	12	8607N	8612N
L6 10.8L 10834cc 661cid		C120, Cummins ISX, DR 35SI, J-180 Mtg. 135 Amp, Repl. 33SI, Road Gang Pkg.	DR	140	12	8607N	8612N
L6 10.8L 10834cc 661cid		C120, Cummins ISX, DR 36SI, J-180 Mt. (33SI Upgrade) 170 Amp	DR	170	12	8612N	
L6 10.8L 10834cc 661cid		C120, Cummins ISX, Leece Neville 2500JB, 90 Amp	LN	130	12	7612N	7613N
L6 10.8L 10834cc 661cid		C120, Cummins ISX, Leece Neville 2600JB, 105 Amp	LN	130	12	7612N	7613N
L6 10.8L 10834cc 661cid		C120, Cummins ISX, Leece Neville 2700JB, 130 Amp	LN	130	12	7612N	7613N
L6 10.8L 10834cc 661cid		C120, Cummins ISX, Leece Neville 2805JB, 145 Amp	LN	160	12	7613N	7613N-LC
L6 10.8L 10834cc 661cid		C120, Cummins ISX, Leece Neville LC Series, 160 Amp, stator activated, 239 mm Rotor OAL	LN	160	12	7613N-LC	
L6 10.8L 10834cc 661cid		C120, Cummins ISX, Leece Neville, IR/EF, 160 Amp, trio activated, (235mm rotor OAL)	LN	160	12	7613N	7613N-LC
L6 10.8L 10834cc 661cid		C120, Cummins ISX, Motorola 8LHA, 130 Amp, Std. Regulator	LN	160	12	8329N	
L6 10.8L 10834cc 661cid		C120, Cummins ISX, Motorola 8LHA, 140 Amp, Std. Regulator	LN	160	12	8329N	
L6 10.8L 10834cc 661cid		C120, Cummins ISX, Opt. Serv. Repl., DR 24SI, J180 Mt., 160 Amp	DR	160	12	8718N	
L6 10.8L 10834cc 661cid		C120, Cummins M11, DR 22SI J-180 Mt., 130 Amp, 14.1 Vset	DR	145	12	8078N	7685N
L6 10.8L 10834cc 661cid		C120, Cummins M11, DR 22SI J-180 Mt., 130-145 Amp, 14.5 Vset	DR	145	12	8078N-1	7685N
L6 10.8L 10834cc 661cid		C120, Cummins M11, DR 22SI J-180 Mt., 145 Amp, 14.1 Vset	DR	145	12	8078N	7685N
L6 10.8L 10834cc 661cid		C120, Cummins M11, DR 33SI, J-180 Mt., #10 R Term., 135 Amp, Std.	DR	135	12	8083N	8612N
L6 10.8L 10834cc 661cid		C120, Cummins M11, DR 33SI, J-180Mt., #10 R Term, 110 Amp, Std.	DR	110	12	8081N	8612N
L6 10.8L 10834cc 661cid		C120, Cummins M11, Opt. Serv. Repl., DR 24SI, J180 Mt., 160 Amp	DR	160	12	8718N	
L6 10.8L 10834cc 661cid	2000-96	C112, Cummins M11, Bosch Replacement Unit, 160 Amp, 3 Mounting Ears	BO	160	12	12490N	12715N
L6 10.8L 10834cc 661cid		C112, Cummins M11, Bosch Replacement Unit, 200 Amp	BO	200	12	12715N	
L6 10.8L 10834cc 661cid		C112, Cummins M11, Leece Neville 2500JB, 90 Amp	LN	130	12	7612N	7613N
L6 10.8L 10834cc 661cid		C112, Cummins M11, Leece Neville 2600JB, 105 Amp	LN	130	12	7612N	7613N
L6 10.8L 10834cc 661cid		C112, Cummins M11, Leece Neville 2700JB, 130 Amp	LN	130	12	7612N	7613N
L6 10.8L 10834cc 661cid		C112, Cummins M11, Leece Neville 2805JB, 145 Amp	LN	160	12	7613N	7613N-LC
L6 10.8L 10834cc 661cid		C112, Cummins M11, Leece Neville LC Series, 160 Amp, stator activated, 239 mm Rotor OAL	LN	160	12	7613N-LC	
L6 10.8L 10834cc 661cid		C112, Cummins M11, Leece Neville, IR/EF, 160 Amp, trio activated, (235mm rotor OAL)	LN	160	12	7613N	7613N-LC
L6 10.8L 10834cc 661cid		C112, Cummins M11, Motorola 8LHA, 130 Amp, Std. Regulator	LN	160	12	8329N	
L6 10.8L 10834cc 661cid		C112, Cummins M11, Motorola 8LHA, 140 Amp, Std. Regulator	LN	160	12	8329N	
L6 10.8L 10834cc 661cid		C120, Cummins M11, Bosch Replacement Unit, 160 Amp, 3 Mounting Ears	BO	160	12	12490N	12715N
L6 10.8L 10834cc 661cid		C120, Cummins M11, Bosch Replacement Unit, 200 Amp	BO	200	12	12715N	
L6 10.8L 10834cc 661cid		C120, Cummins M11, Leece Neville 2500JB, 90 Amp	LN	130	12	7612N	7613N

ALTERNATORS AND GENERATORS

ENGINE	YEAR	APPLICATION	Mfg	Amp	Volt	PART NO.	OPT. NO.	
Freightliner (Cont'd)								
Century Class (Cont'd)								
L6 10.8L 10834cc 661cid	2000-96	C120, Cummins M11, Leece Neville 2600JB, 105 Amp	LN	130	12	7612N	7613N	
L6 10.8L 10834cc 661cid		C120, Cummins M11, Leece Neville 2700JB, 130 Amp	LN	130	12	7612N	7613N	
L6 10.8L 10834cc 661cid		C120, Cummins M11, Leece Neville 2805JB, 145 Amp	LN	160	12	7613N	7613N-LC	
L6 10.8L 10834cc 661cid		C120, Cummins M11, Leece Neville LC Series, 160 Amp, stator activated, 239 mm Rotor OAL	LN	160	12	7613N-LC		
L6 10.8L 10834cc 661cid		C120, Cummins M11, Leece Neville, IR/EF, 160 Amp, trio activated, (235mm rotor OAL)	LN	160	12	7613N	7613N-LC	
L6 10.8L 10834cc 661cid		C120, Cummins M11, Motorola 8LHA, 130 Amp, Std. Regulator	LN	160	12	8329N		
L6 10.8L 10834cc 661cid		C120, Cummins M11, Motorola 8LHA, 140 Amp, Std. Regulator	LN	160	12	8329N		
L6 10.8L 10834cc 661cid	1998-96	C112, Cummins M11, Delco 21SI, 115 Amp	DR	145-160	12	7685N	8076N	
L6 10.8L 10834cc 661cid		C112, Cummins M11, Delco 21SI, 130 Amp	DR	130	12	7681N	7685N	
L6 10.8L 10834cc 661cid		C112, Cummins M11, Delco 21SI, 145 Amp, 14.1 Vset	DR	145-160	12	7685N	8076N	
L6 10.8L 10834cc 661cid		C112, Cummins M11, Delco 21SI, 145 Amp, 14.5 Vset	DR	145-160	12	7685N-1	8076N	
L6 10.8L 10834cc 661cid		C120, Cummins M11, Delco 21SI, 115 Amp	DR	145-160	12	7685N	8076N	
L6 10.8L 10834cc 661cid		C120, Cummins M11, Delco 21SI, 130 Amp	DR	130	12	7681N	7685N	
L6 10.8L 10834cc 661cid		C120, Cummins M11, Delco 21SI, 145 Amp, 14.1 Vset	DR	145-160	12	7685N	8076N	
L6 10.8L 10834cc 661cid		C120, Cummins M11, Delco 21SI, 145 Amp, 14.5 Vset	DR	145-160	12	7685N-1	8076N	
L6 10.8L 10834cc 661cid		2000	C120, Cummins ISM, DR 35SI HP, J-180 Mtg. 140 Amp, Repl. 33SI, High Temp Pkg.	DR	140	12	8607N	8612N
L6 10.8L 10834cc 661cid			C112, Cummins M11, ND IR/ EF, 24V/ 65 Amp, J-180 Mtg.	ND	95	24	12670N	
L6 11.1L 11096cc 677cid	2008-99	C112, DR36SI HP,Quad Pad Mt., 170 Amp, High Temp Pkg.	DR	170	12	8614N		
L6 11.1L 11096cc 677cid		C112, LN (Repl 34SI) w/Lamp Driver Reg.	DR	170	12	8614N		
L6 11.1L 11096cc 677cid		C120, DR36SI HP,Quad Pad Mt., 170 Amp, High Temp Pkg.	DR	170	12	8614N		
L6 11.1L 11096cc 677cid		C120, LN, 160 Amp, w/Lamp Driver Reg.	DR	170	12	8614N		
L6 11.1L 11096cc 677cid	2007-99	C112, DR 34SI, Quad Pad Mtg., 135 Amp, Remote Sense	DR	140	12	8609N	8614N	
L6 11.1L 11096cc 677cid		C112, DR 34SI, Quad Pad Mtg., 135 Amp, Road Gang Pkg.	DR	140	12	8609N	8614N	
L6 11.1L 11096cc 677cid		C112, DR 35SI HP, Quad Pad Mt., 140 Amp, High Temp. Pkg. ...	DR	140	12	8609N	8614N	
L6 11.1L 11096cc 677cid		C112, DR 35SI, Quad Pad Mt., 110 Amp Std.	DR	140	12	8609N	8614N	
L6 11.1L 11096cc 677cid		C112, DR 35SI, Quad Pad Mt., 135 Amp, Remote Sense	DR	140	12	8609N	8614N	
L6 11.1L 11096cc 677cid		C112, DR 35SI, Quad Pad Mt., 135 Amp, Road Gang Pkg.	DR	140	12	8609N	8614N	
L6 11.1L 11096cc 677cid		C112, DR 35SI, Quad Pad Mt., 135 Amp, Std.	DR	140	12	8609N	8614N	
L6 11.1L 11096cc 677cid		C112, Std. DR 34SI, 110 Amp, Quad Pad Mt.	DR	140	12	8609N	8614N	
L6 11.1L 11096cc 677cid		C112, Std. DR 34SI, 135 Amp, Quad Pad Mt.	DR	135	12	8096N	8614N	
L6 11.1L 11096cc 677cid		C120, DR 34SI, Quad Pad Mtg., 135 Amp, Remote Sense	DR	140	12	8609N	8614N	
L6 11.1L 11096cc 677cid		C120, DR 34SI, Quad Pad Mtg., 135 Amp, Road Gang Pkg.	DR	140	12	8609N	8614N	
L6 11.1L 11096cc 677cid		C120, DR 35SI HP, Quad Pad Mt., 140 Amp, High Temp. Pkg. ...	DR	140	12	8609N	8614N	
L6 11.1L 11096cc 677cid		C120, DR 35SI, Quad Pad Mt., 110 Amp Std.	DR	140	12	8609N	8614N	
L6 11.1L 11096cc 677cid		C120, DR 35SI, Quad Pad Mt., 135 Amp, Remote Sense	DR	140	12	8609N	8614N	
L6 11.1L 11096cc 677cid		C120, DR 35SI, Quad Pad Mt., 135 Amp, Road Gang Pkg.	DR	140	12	8609N	8614N	
L6 11.1L 11096cc 677cid		C120, DR 35SI, Quad Pad Mt., 110 Amp Std.	DR	140	12	8609N	8614N	
L6 11.1L 11096cc 677cid		C120, DR 35SI, Quad Pad Mt., 135 Amp, Remote Sense	DR	140	12	8609N	8614N	
L6 11.1L 11096cc 677cid		C120, DR 35SI, Quad Pad Mt., 135 Amp, Road Gang Pkg.	DR	140	12	8609N	8614N	
L6 11.1L 11096cc 677cid		C120, DR 35SI, Quad Pad Mt., 110 Amp Std.	DR	140	12	8609N	8614N	
L6 11.1L 11096cc 677cid		C120, DR 35SI, Quad Pad Mt., 135 Amp, Remote Sense	DR	140	12	8609N	8614N	
L6 11.1L 11096cc 677cid		C120, DR 35SI, Quad Pad Mt., 135 Amp, Road Gang Pkg.	DR	140	12	8609N	8614N	
L6 11.1L 11096cc 677cid	1998-96	C112, Bosch Replacement Unit, 160 Amp, 3 Mounting Ears	BO	160	12	12490N	12715N	
L6 11.1L 11096cc 677cid		C112, Bosch Replacement Unit, 200 Amp	BO	200	12	12715N		
L6 11.1L 11096cc 677cid		C112, Delco 21SI, 115 Amp	DR	145-160	12	7685N	8076N	
L6 11.1L 11096cc 677cid		C112, Delco 21SI, 130 Amp	DR	130	12	7681N	7685N	
L6 11.1L 11096cc 677cid		C112, Delco 21SI, 145 Amp, 14.1 Vset	DR	145-160	12	7685N	8076N	
L6 11.1L 11096cc 677cid		C112, Delco 21SI, 145 Amp, 14.5 Vset	DR	145-160	12	7685N-1	8076N	
L6 11.1L 11096cc 677cid		C112, Delco 34SI, Quad Mt., 135 Amp	DR	135	12	8092N	8613N	
L6 11.1L 11096cc 677cid		C112, DR 33SI, J-180 Mt., #10 R Term., 135 Amp, Std.	DR	135	12	8083N	8612N	
L6 11.1L 11096cc 677cid		C112, DR 33SI, J-180Mt., #10 R Term, 110 Amp, Std.	DR	110	12	8081N	8612N	
L6 11.1L 11096cc 677cid		C112, DR 34SI Quad Mt., 110 Amp	DR	135	12	8092N	8613N	
L6 11.1L 11096cc 677cid		C112, Leece Neville 2500JB, 90 Amp	LN	130	12	7612N	7613N	
L6 11.1L 11096cc 677cid		C112, Leece Neville 2600JB, 105 Amp	LN	130	12	7612N	7613N	
L6 11.1L 11096cc 677cid		C112, Leece Neville 2700JB, 130 Amp	LN	130	12	7612N	7613N	
L6 11.1L 11096cc 677cid		C112, Leece Neville 2805JB, 145 Amp	LN	160	12	7613N	7613N-LC	
L6 11.1L 11096cc 677cid		C112, Leece Neville LC Series, 160 Amp, stator activated, 239 mm Rotor OAL	LN	160	12	7613N-LC		
L6 11.1L 11096cc 677cid		C112, Leece Neville, IR/EF, 160 Amp, trio activated, (235mm rotor OAL)	LN	160	12	7613N	7613N-LC	
L6 11.1L 11096cc 677cid		C112, Motorola 8LHA, 130 Amp, Std. Regulator	LN	160	12	8329N		
L6 11.1L 11096cc 677cid		C112, Motorola 8LHA, 140 Amp, Std. Regulator	LN	160	12	8329N		
L6 11.1L 11096cc 677cid		C120, Bosch Replacement Unit, 160 Amp, 3 Mounting Ears	BO	160	12	12490N	12715N	
L6 11.1L 11096cc 677cid		C120, Bosch Replacement Unit, 200 Amp	BO	200	12	12715N		

ALTERNATORS

ALTERNATORS AND GENERATORS

ENGINE	YEAR	APPLICATION	Mfg	Amp	Volt	PART NO.	OPT. NO.
Freightliner (Cont'd)							
Century Class (Cont'd)							
L6 11.1L 11096cc 677cid	1998-96	C120, Delco 21SI, 115 Amp	DR	145-160	12	7685N	8076N
L6 11.1L 11096cc 677cid		C120, Delco 21SI, 130 Amp	DR	130	12	7681N	7685N
L6 11.1L 11096cc 677cid		C120, Delco 21SI, 145 Amp, 14.1 Vset	DR	145-160	12	7685N	8076N
L6 11.1L 11096cc 677cid		C120, Delco 21SI, 145 Amp, 14.5 Vset	DR	145-160	12	7685N-1	8076N
L6 11.1L 11096cc 677cid		C120, Delco 34SI, Quad Mt., 135 Amp	DR	135	12	8092N	8613N
L6 11.1L 11096cc 677cid		C120, DR 33SI, J-180 Mt., #10 R Term., 135 Amp, Std.	DR	135	12	8083N	8612N
L6 11.1L 11096cc 677cid		C120, DR 33SI, J-180Mt., #10 R Term, 110 Amp, Std.	DR	110	12	8081N	8612N
L6 11.1L 11096cc 677cid		C120, DR 34SI Quad Mt., 110 Amp	DR	135	12	8092N	8613N
L6 11.1L 11096cc 677cid		C120, Leece Neville 2500JB, 90 Amp	LN	130	12	7612N	7613N
L6 11.1L 11096cc 677cid		C120, Leece Neville 2600JB, 105 Amp	LN	130	12	7612N	7613N
L6 11.1L 11096cc 677cid		C120, Leece Neville 2700JB, 130 Amp	LN	130	12	7612N	7613N
L6 11.1L 11096cc 677cid		C120, Leece Neville 2805JB, 145 Amp	LN	160	12	7613N	7613N-LC
L6 11.1L 11096cc 677cid		C120, Leece Neville LC Series, 160 Amp, stator activated, 239 mm Rotor OAL	LN	160	12	7613N-LC	
L6 11.1L 11096cc 677cid		C120, Leece Neville, IR/EF, 160 Amp, trio activated, (235mm rotor OAL)	LN	160	12	7613N	7613N-LC
L6 11.1L 11096cc 677cid		C120, Motorola 8LHA, 130 Amp, Std. Regulator	LN	160	12	8329N	
L6 11.1L 11096cc 677cid		C120, Motorola 8LHA, 140 Amp, Std. Regulator	LN	160	12	8329N	
L6 12.7L 12686cc 774cid	2008-01	C112, DR36SI HP,Quad Pad Mt., 170 Amp, High Temp Pkg.	DR	170	12	8614N	
L6 12.7L 12686cc 774cid		C112, LN, 160 Amp, w/Lamp Driver Reg.	DR	170	12	8614N	
L6 12.7L 12686cc 774cid	2007-02	C120, DR36SI HP,Quad Pad Mt., 170 Amp, High Temp Pkg.	DR	170	12	8614N	
L6 12.7L 12686cc 774cid		C120, LN, 160 Amp, w/Lamp Driver Reg.	DR	170	12	8614N	
L6 12.7L 12686cc 774cid	2007-01	C112, DR 35SI, Quad Pad Mt., 135 Amp, Remote Sense	DR	140	12	8609N	8614N
L6 12.7L 12686cc 774cid		C112, DR 34SI, Quad Pad Mtg., 135 Amp, Remote Sense	DR	140	12	8609N	8614N
L6 12.7L 12686cc 774cid	2007-01	C112, DR 34SI, Quad Pad Mtg., 135 Amp, Road Gang Pkg.	DR	140	12	8609N	8614N
L6 12.7L 12686cc 774cid		C112, DR 35SI HP, Quad Pad Mt., 140 Amp, High Temp. Pkg. ...	DR	140	12	8609N	8614N
L6 12.7L 12686cc 774cid	2007-01	C112, DR 35SI, Quad Pad Mt, 110 Amp Std.	DR	140	12	8609N	8614N
L6 12.7L 12686cc 774cid		C112, DR 35SI, Quad Pad Mt., 135 Amp, Std.	DR	140	12	8609N	8614N
L6 12.7L 12686cc 774cid	2007-01	C112, Mercedes MBE4000, DR 35SI, Quad Pad Mt., 135 Amp, Road Gang Pkg.	DR	140	12	8609N	8614N
L6 12.7L 12686cc 774cid		C112, Std. DR 34SI, 110 Amp, Quad Pad Mt.	DR	140	12	8609N	8614N
L6 12.7L 12686cc 774cid	2007-01	C112, Std. DR 34SI, 135 Amp, Quad Pad Mt.	DR	135	12	8096N	8614N
L6 12.7L 12686cc 774cid		C120, DR 34SI, Quad Pad Mtg., 135 Amp, Remote Sense	DR	140	12	8609N	8614N
L6 12.7L 12686cc 774cid	2007-01	C120, DR 34SI, Quad Pad Mtg., 135 Amp, Road Gang Pkg.	DR	140	12	8609N	8614N
L6 12.7L 12686cc 774cid		C120, DR 35SI HP, Quad Pad Mt., 140 Amp, High Temp. Pkg. ...	DR	140	12	8609N	8614N
L6 12.7L 12686cc 774cid	2007-01	C120, DR 35SI, Quad Pad Mt, 110 Amp Std.	DR	140	12	8609N	8614N
L6 12.7L 12686cc 774cid		C120, DR 35SI, Quad Pad Mt., 135 Amp, Remote Sense	DR	140	12	8609N	8614N
L6 12.7L 12686cc 774cid	2007-01	C120, DR 35SI, Quad Pad Mt., 135 Amp, Road Gang Pkg.	DR	140	12	8609N	8614N
L6 12.7L 12686cc 774cid		C120, DR 35SI, Quad Pad Mt., 135 Amp, Std.	DR	140	12	8609N	8614N
L6 12.7L 12686cc 774cid	2007-01	C120, Std. DR 34SI, 110 Amp, Quad Pad Mt.	DR	140	12	8609N	8614N
L6 12.7L 12686cc 774cid		C120, Std. DR 34SI, 135 Amp, Quad Pad Mt.	DR	135	12	8096N	8614N
L6 12.7L 12686cc 774cid	2004	C112, DR 35SI HP, Quad Pad Mt., 140 Amp, High Temp. Pkg. ...	DR	140	12	8609N	8614N
L6 12.7L 12686cc 774cid		C112, DR36SI HP,Quad Pad Mt., 170 Amp, High Temp Pkg.	DR	170	12	8614N	
L6 12.7L 12686cc 774cid	2002	C112, DR 35SI, Quad Pad Mt., 135 Amp, Remote Sense	DR	140	12	8609N	8614N
L6 12.7L 12686cc 774cid		C112, DR 34SI, Quad Pad Mtg., 135 Amp, Remote Sense	DR	140	12	8609N	8614N
L6 14.0L 14013cc 855cid	2007-99	C112, DR 36SI, J-180 Mt. (33SI Upgrade) 170 Amp	DR	170	12	8612N	
L6 14.0L 14013cc 855cid		C120, DR 36SI, J-180 Mt. (33SI Upgrade) 170 Amp	DR	170	12	8612N	
L6 14.0L 14013cc 855cid	2007-04	C112, DR 36SI, Quad Mt., 24V / 95 Amp	DR	95	24	8610N	
L6 14.0L 14013cc 855cid		C112, Cummins N14, 14.0L, LN IR/ EF, Quad Mt., Opt. Serv. Repl., 12V / 185 Amp	LN	185	12	8676N	
L6 14.0L 14013cc 855cid	2007-03	C112, LN IR/ EF, Quad Mt., Opt. Serv. Repl., 12V / 185 Amp	LN	185	12	8676N	
L6 14.0L 14013cc 855cid		C112, Cummins N14, DR 35SI, J-180 Mtg. 135 Amp, Repl. 33SI, Road Gang Pkg.	DR	140	12	8607N	8612N
L6 14.0L 14013cc 855cid	2003-99	C112, DR 22SI J-180 Mt., 130 Amp, 14.1 Vset	DR	145	12	8078N	7685N
L6 14.0L 14013cc 855cid		C112, DR 22SI J-180 Mt., 130-145 Amp, 14.5 Vset	DR	145	12	8078N-1	7685N
L6 14.0L 14013cc 855cid	2003-99	C112, DR 22SI J-180 Mt., 145 Amp, 14.1 Vset	DR	145	12	8078N	7685N
L6 14.0L 14013cc 855cid		C112, DR 33SI, J-180 Mt., #10 R Term., 135 Amp, Std.	DR	135	12	8083N	8612N
L6 14.0L 14013cc 855cid	2003-99	C112, DR 33SI, J-180 Mt., 135 Amp, Road Gang Pkg.	DR	140	12	8607N	8612N
L6 14.0L 14013cc 855cid		C112, DR 33SI, J-180Mt., #10 R Term, 110 Amp, Std.	DR	110	12	8081N	8612N
L6 14.0L 14013cc 855cid	2003-99	C112, DR 35SI HP, J-180 Mtg. 140 Amp, Repl. 33SI, High Temp Pkg.	DR	140	12	8607N	8612N
L6 14.0L 14013cc 855cid		C112, DR 35SI, J-180 Mtg, 135 Amp, Repl. 33SI, Std.	DR	140	12	8607N	8612N
L6 14.0L 14013cc 855cid	2003-99	C112, Opt. Serv. Repl., DR 24SI, J180 Mt., 160 Amp	DR	160	12	8718N	
L6 14.0L 14013cc 855cid		C120, DR 22SI J-180 Mt., 130 Amp, 14.1 Vset	DR	145	12	8078N	7685N
L6 14.0L 14013cc 855cid	2003-99	C120, DR 22SI J-180 Mt., 130-145 Amp, 14.5 Vset	DR	145	12	8078N-1	7685N
L6 14.0L 14013cc 855cid		C120, DR 22SI J-180 Mt., 145 Amp, 14.1 Vset	DR	145	12	8078N	7685N
L6 14.0L 14013cc 855cid	2003-99	C120, DR 22SI J-180 Mt., 145 Amp, 14.1 Vset	DR	145	12	8078N	7685N
L6 14.0L 14013cc 855cid		C120, DR 33SI, J-180 Mt., #10 R Term., 135 Amp, Std.	DR	135	12	8083N	8612N

ALTERNATORS

ALTERNATORS AND GENERATORS

ENGINE	YEAR	APPLICATION	Mfg	Amp	Volt	PART NO.	OPT. NO.
Freightliner (Cont'd)							
Century Class (Cont'd)							
L6 14.0L 14013cc 855cid	2003-99	C120, DR 33SI, J-180 Mt., 135 Amp, Road Gang Pkg.	DR	140	12	8607N	8612N
L6 14.0L 14013cc 855cid		C120, DR 33SI, J-180Mt., #10 R Term, 110 Amp, Std.	DR	110	12	8081N	8612N
L6 14.0L 14013cc 855cid		C120, DR 35SI HP, J-180 Mtg. 140 Amp, Repl. 33SI, High Temp Pkg.	DR	140	12	8607N	8612N
L6 14.0L 14013cc 855cid	2003-96	C120, DR 35SI, J-180 Mtg, 135 Amp, Repl. 33SI, Std.	DR	140	12	8607N	8612N
L6 14.0L 14013cc 855cid		C120, DR 35SI, J-180 Mtg. 135 Amp, Repl. 33SI, Road Gang Pkg.	DR	140	12	8607N	8612N
L6 14.0L 14013cc 855cid		C120, Opt. Serv. Repl., DR 24SI, J180 Mt., 160 Amp	DR	160	12	8718N	
L6 14.0L 14013cc 855cid		C112, Bosch Replacement Unit, 160 Amp, 3 Mounting Ears	BO	160	12	12490N	12715N
L6 14.0L 14013cc 855cid		C112, Bosch Replacement Unit, 200 Amp	BO	200	12	12715N	
L6 14.0L 14013cc 855cid		C112, Cummins N14, Leece Neville, IR/EF, 160 Amp, trio activated, (235mm rotor OAL)	LN	160	12	7613N	7613N-LC
L6 14.0L 14013cc 855cid		C112, Leece Neville 2500JB, 90 Amp	LN	130	12	7612N	7613N
L6 14.0L 14013cc 855cid		C112, Leece Neville 2600JB, 105 Amp	LN	130	12	7612N	7613N
L6 14.0L 14013cc 855cid		C112, Leece Neville 2700JB, 130 Amp	LN	130	12	7612N	7613N
L6 14.0L 14013cc 855cid		C112, Leece Neville 2805JB, 145 Amp	LN	160	12	7613N	7613N-LC
L6 14.0L 14013cc 855cid		C112, Leece Neville LC Series, 160 Amp, stator activated, 239 mm Rotor OAL	LN	160	12	7613N-LC	
L6 14.0L 14013cc 855cid		C112, Motorola 8LHA, 130 Amp, Std. Regulator	LN	160	12	8329N	
L6 14.0L 14013cc 855cid		C112, Motorola 8LHA, 140 Amp, Std. Regulator	LN	160	12	8329N	
L6 14.0L 14013cc 855cid		C120, Bosch Replacement Unit, 200 Amp	BO	200	12	12715N	
L6 14.0L 14013cc 855cid		C120, Cummins N14, Bosch Replacement Unit, 160 Amp, 3 Mounting Ears	BO	160	12	12490N	12715N
L6 14.0L 14013cc 855cid		C120, Cummins N14, Motorola 8LHA, 130 Amp, Std. Regulator	LN	160	12	8329N	
L6 14.0L 14013cc 855cid		C120, Leece Neville 2500JB, 90 Amp	LN	130	12	7612N	7613N
L6 14.0L 14013cc 855cid		C120, Leece Neville 2600JB, 105 Amp	LN	130	12	7612N	7613N
L6 14.0L 14013cc 855cid	C120, Leece Neville 2700JB, 130 Amp	LN	130	12	7612N	7613N	
L6 14.0L 14013cc 855cid	C120, Leece Neville 2805JB, 145 Amp	LN	160	12	7613N	7613N-LC	
L6 14.0L 14013cc 855cid	C120, Leece Neville LC Series, 160 Amp, stator activated, 239 mm Rotor OAL	LN	160	12	7613N-LC		
L6 14.0L 14013cc 855cid	C120, Leece Neville, IR/EF, 160 Amp, trio activated, (235mm rotor OAL)	LN	160	12	7613N	7613N-LC	
L6 14.0L 14013cc 855cid	1998-96	C120, Motorola 8LHA, 130 Amp, Std. Regulator	LN	160	12	8329N	
L6 14.0L 14013cc 855cid		C120, Motorola 8LHA, 140 Amp, Std. Regulator	LN	160	12	8329N	
L6 14.0L 14013cc 855cid		C112, Delco 21SI, 115 Amp	DR	145-160	12	7685N	8076N
L6 14.0L 14013cc 855cid		C112, Delco 21SI, 130 Amp	DR	130	12	7681N	7685N
L6 14.0L 14013cc 855cid		C112, Delco 21SI, 145 Amp, 14.1 Vset	DR	145-160	12	7685N	8076N
L6 14.0L 14013cc 855cid		C112, Delco 21SI, 145 Amp, 14.5 Vset	DR	145-160	12	7685N-1	8076N
L6 14.0L 14013cc 855cid		C120, Delco 21SI, 115 Amp	DR	145-160	12	7685N	8076N
L6 14.0L 14013cc 855cid		C120, Delco 21SI, 130 Amp	DR	130	12	7681N	7685N
L6 14.0L 14013cc 855cid		C120, Delco 21SI, 145 Amp, 14.1 Vset	DR	145-160	12	7685N	8076N
L6 14.0L 14013cc 855cid		C120, Delco 21SI, 145 Amp, 14.5 Vset	DR	145-160	12	7685N-1	8076N
Classic							
Caterpillar 3176	2000-99	DR 22SI J-180 Mt., 130 Amp, 14.1 Vset	DR	145	12	8078N	7685N
Caterpillar 3176		DR 22SI J-180 Mt., 130-145 Amp, 14.5 Vset	DR	145	12	8078N-1	7685N
Caterpillar 3176		DR 22SI J-180 Mt., 145 Amp, 14.1 Vset	DR	145	12	8078N	7685N
Caterpillar 3176		DR 33SI, J-180 Mt., #10 R Term., 135 Amp, Std.	DR	135	12	8083N	8612N
Caterpillar 3176		DR 33SI, J-180 Mt., 135 Amp, Road Gang Pkg.	DR	140	12	8607N	8612N
Caterpillar 3176		DR 33SI, J-180Mt., #10 R Term, 110 Amp, Std.	DR	110	12	8081N	8612N
Caterpillar 3176		DR 35SI HP, J-180 Mtg. 140 Amp, Repl. 33SI, High Temp Pkg. .	DR	140	12	8607N	8612N
Caterpillar 3176		DR 35SI, J-180 Mtg, 135 Amp, Repl. 33SI, Std.	DR	140	12	8607N	8612N
Caterpillar 3176		DR 35SI, J-180 Mtg. 135 Amp, Repl. 33SI, Road Gang Pkg.	DR	140	12	8607N	8612N
Caterpillar 3176		DR 36SI, J-180 Mt. (33SI Upgrade) 170 Amp	DR	170	12	8612N	
Caterpillar 3176		Opt. Serv. Repl., DR 24SI, J180 Mt., 160 Amp	DR	160	12	8718N	
Caterpillar 3176		Bosch Replacement Unit, 160 Amp, 3 Mounting Ears	BO	160	12	12490N	12715N
Caterpillar 3176		Bosch Replacement Unit, 200 Amp	BO	200	12	12715N	
Caterpillar 3176		Leece Neville 2500JB, 90 Amp	LN	130	12	7612N	7613N
Caterpillar 3176		Leece Neville 2600JB, 105 Amp	LN	130	12	7612N	7613N
Caterpillar 3176		Leece Neville 2700JB, 130 Amp	LN	130	12	7612N	7613N
Caterpillar 3176		Leece Neville 2805JB, 145 Amp	LN	160	12	7613N	7613N-LC
Caterpillar 3176		Leece Neville LC Series, 160 Amp, stator activated, 239 mm Rotor OAL	LN	160	12	7613N-LC	
Caterpillar 3176		Leece Neville, IR/EF, 160 Amp, trio activated, (235mm rotor OAL)	LN	160	12	7613N	7613N-LC

ALTERNATORS

ALTERNATORS AND GENERATORS

ENGINE	YEAR	APPLICATION	Mfg	Amp	Volt	PART NO.	OPT. NO.
Freightliner (Cont'd)							
Classic (Cont'd)							
Caterpillar 3176	2000-90	Motorola 8LHA, 130 Amp, Std. Regulator	LN	160	12	8329N	
Caterpillar 3176		Motorola 8LHA, 140 Amp, Std. Regulator	LN	160	12	8329N	
Caterpillar 3176	1993-90	Delco 21SI, 130 Amp	DR	130	12	7681N	7685N
Caterpillar 3176		Delco 21SI, 145 Amp, 14.1 Vset	DR	145-160	12	7685N	8076N
Caterpillar 3176		Delco 21SI, 145 Amp, 14.5 Vset	DR	145-160	12	7685N-1	8076N
Caterpillar 3176		Delco 25SI Alternator	DR	85	12	8066N	
Caterpillar 3176		Delco 26SI, 85 Amp, w/Relay Terminal	DR	85	12	8066N	
Caterpillar 3176		DR 30SI, 105 Amp, w/R Pin, w/o Transformer	DR	105	12	7940N	
Caterpillar 3406	2000-99	DR 22SI J-180 Mt., 130 Amp, 14.1 Vset	DR	145	12	8078N	7685N
Caterpillar 3406		DR 22SI J-180 Mt., 130-145 Amp, 14.5 Vset	DR	145	12	8078N-1	7685N
Caterpillar 3406		DR 22SI J-180 Mt., 145 Amp, 14.1 Vset	DR	145	12	8078N	7685N
Caterpillar 3406		DR 33SI, J-180 Mt., #10 R Term., 135 Amp, Std.	DR	135	12	8083N	8612N
Caterpillar 3406		DR 33SI, J-180 Mt., 135 Amp, Road Gang Pkg.	DR	140	12	8607N	8612N
Caterpillar 3406		DR 33SI, J-180Mt., #10 R Term, 110 Amp, Std.	DR	110	12	8081N	8612N
Caterpillar 3406		DR 35SI HP, J-180 Mtg. 140 Amp, Repl. 33SI, High Temp Pkg. .	DR	140	12	8607N	8612N
Caterpillar 3406		DR 35SI, J-180 Mtg, 135 Amp, Repl. 33SI, Std.	DR	140	12	8607N	8612N
Caterpillar 3406		DR 35SI, J-180 Mtg. 135 Amp, Repl. 33SI, Road Gang Pkg.	DR	140	12	8607N	8612N
Caterpillar 3406		DR 36SI, J-180 Mt. (33SI Upgrade) 170 Amp	DR	170	12	8612N	
Caterpillar 3406		Opt. Serv. Repl., DR 24SI, J180 Mt., 160 Amp	DR	160	12	8718N	
Caterpillar 3406	2000-90	Bosch Replacement Unit, 160 Amp, 3 Mounting Ears	BO	160	12	12490N	12715N
Caterpillar 3406		Bosch Replacement Unit, 200 Amp	BO	200	12	12715N	
Caterpillar 3406		Leece Neville 2500JB, 90 Amp	LN	130	12	7612N	7613N
Caterpillar 3406		Leece Neville 2600JB, 105 Amp	LN	130	12	7612N	7613N
Caterpillar 3406		Leece Neville 2700JB, 130 Amp	LN	130	12	7612N	7613N
Caterpillar 3406		Leece Neville 2805JB, 145 Amp	LN	160	12	7613N	7613N-LC
Caterpillar 3406		Leece Neville LC Series, 160 Amp, stator activated, 239 mm Rotor OAL	LN	160	12	7613N-LC	
Caterpillar 3406		Leece Neville, IR/EF, 160 Amp, trio activated, (235mm rotor OAL)	LN	160	12	7613N	7613N-LC
Caterpillar 3406		Motorola 8LHA, 130 Amp, Std. Regulator	LN	160	12	8329N	
Caterpillar 3406		Motorola 8LHA, 140 Amp, Std. Regulator	LN	160	12	8329N	
Caterpillar 3406	1998-94	Delco 21SI, 115 Amp	DR	145-160	12	7685N	8076N
Caterpillar 3406		Delco 21SI, 130 Amp	DR	130	12	7681N	7685N
Caterpillar 3406		Delco 21SI, 145 Amp, 14.1 Vset	DR	145-160	12	7685N	8076N
Caterpillar 3406	1998-90	Delco 21SI, 145 Amp, 14.5 Vset	DR	145-160	12	7685N-1	8076N
Caterpillar 3406	1993-90	Delco 21SI, 130 Amp	DR	130	12	7681N	7685N
Caterpillar 3406		Delco 21SI, 145 Amp, 14.1 Vset	DR	145-160	12	7685N	8076N
Caterpillar 3406		Delco 25SI Alternator	DR	85	12	8066N	
Caterpillar 3406		Delco 26SI, 85 Amp, w/Relay Terminal	DR	85	12	8066N	
Caterpillar 3406		DR 30SI, 105 Amp, w/R Pin, w/o Transformer	DR	105	12	7940N	
Caterpillar C-10	2000-99	Bosch Replacement Unit, 160 Amp, 3 Mounting Ears	BO	160	12	12490N	12715N
Caterpillar C-10		Bosch Replacement Unit, 200 Amp	BO	200	12	12715N	
Caterpillar C-10		DR 22SI J-180 Mt., 130 Amp, 14.1 Vset	DR	145	12	8078N	7685N
Caterpillar C-10		DR 22SI J-180 Mt., 130-145 Amp, 14.5 Vset	DR	145	12	8078N-1	7685N
Caterpillar C-10		DR 22SI J-180 Mt., 145 Amp, 14.1 Vset	DR	145	12	8078N	7685N
Caterpillar C-10		DR 33SI, J-180 Mt., #10 R Term., 135 Amp, Std.	DR	135	12	8083N	8612N
Caterpillar C-10		DR 33SI, J-180 Mt., 135 Amp, Road Gang Pkg.	DR	140	12	8607N	8612N
Caterpillar C-10		DR 33SI, J-180Mt., #10 R Term, 110 Amp, Std.	DR	110	12	8081N	8612N
Caterpillar C-10		DR 35SI HP, J-180 Mtg. 140 Amp, Repl. 33SI, High Temp Pkg. .	DR	140	12	8607N	8612N
Caterpillar C-10		DR 35SI, J-180 Mtg, 135 Amp, Repl. 33SI, Std.	DR	140	12	8607N	8612N
Caterpillar C-10		DR 35SI, J-180 Mtg. 135 Amp, Repl. 33SI, Road Gang Pkg.	DR	140	12	8607N	8612N
Caterpillar C-10		DR 36SI, J-180 Mt. (33SI Upgrade) 170 Amp	DR	170	12	8612N	
Caterpillar C-10		Leece Neville 2500JB, 90 Amp	LN	130	12	7612N	7613N
Caterpillar C-10		Leece Neville 2600JB, 105 Amp	LN	130	12	7612N	7613N
Caterpillar C-10		Leece Neville 2700JB, 130 Amp	LN	130	12	7612N	7613N
Caterpillar C-10		Leece Neville 2805JB, 145 Amp	LN	160	12	7613N	7613N-LC
Caterpillar C-10		Leece Neville LC Series, 160 Amp, stator activated, 239 mm Rotor OAL	LN	160	12	7613N-LC	
Caterpillar C-10		Leece Neville, IR/EF, 160 Amp, trio activated, (235mm rotor OAL)	LN	160	12	7613N	7613N-LC
Caterpillar C-10		Motorola 8LHA, 130 Amp, Std. Regulator	LN	160	12	8329N	
Caterpillar C-10		Motorola 8LHA, 140 Amp, Std. Regulator	LN	160	12	8329N	
Caterpillar C-10		Opt. Serv. Repl., DR 24SI, J180 Mt., 160 Amp	DR	160	12	8718N	
Caterpillar C-12	2008-99	DR 36SI, J-180 Mt. (33SI Upgrade) 170 Amp	DR	170	12	8612N	
Caterpillar C-12	2004-99	DR 22SI J-180 Mt., 130 Amp, 14.1 Vset	DR	145	12	8078N	7685N
Caterpillar C-12		DR 22SI J-180 Mt., 130-145 Amp, 14.5 Vset	DR	145	12	8078N-1	7685N

ALTERNATORS AND GENERATORS

ENGINE	YEAR	APPLICATION	Mfg	Amp	Volt	PART NO.	OPT. NO.
Freightliner (Cont'd)							
Classic (Cont'd)							
Caterpillar C-12	2004-99	DR 22SI J-180 Mt., 145 Amp, 14.1 Vset	DR	145	12	8078N	7685N
Caterpillar C-12		DR 33SI, J-180 Mt., #10 R Term., 135 Amp, Std.	DR	135	12	8083N	8612N
Caterpillar C-12		DR 33SI, J-180 Mt., 135 Amp, Road Gang Pkg.	DR	140	12	8607N	8612N
Caterpillar C-12		DR 33SI, J-180Mt., #10 R Term, 110 Amp, Std.	DR	110	12	8081N	8612N
Caterpillar C-12		DR 35SI, J-180 Mtg, 135 Amp, Repl. 33SI, Std.	DR	140	12	8607N	8612N
Caterpillar C-12		DR 35SI, J-180 Mtg. 135 Amp, Repl. 33SI, Road Gang Pkg.	DR	140	12	8607N	8612N
Caterpillar C-12		Opt. Serv. Repl., DR 24SI, J180 Mt., 160 Amp	DR	160	12	8718N	
Caterpillar C-12	2004-96	Bosch Replacement Unit, 160 Amp, 3 Mounting Ears	BO	160	12	12490N	12715N
Caterpillar C-12		Bosch Replacement Unit, 200 Amp	BO	200	12	12715N	
Caterpillar C-12		Leece Neville 2500JB, 90 Amp	LN	130	12	7612N	7613N
Caterpillar C-12		Leece Neville 2600JB, 105 Amp	LN	130	12	7612N	7613N
Caterpillar C-12		Leece Neville 2700JB, 130 Amp	LN	130	12	7612N	7613N
Caterpillar C-12		Leece Neville 2805JB, 145 Amp	LN	160	12	7613N	7613N-LC
Caterpillar C-12		Leece Neville LC Series, 160 Amp, stator activated, 239 mm Rotor OAL	LN	160	12	7613N-LC	
Caterpillar C-12		Leece Neville, IR/EF, 160 Amp, trio activated, (235mm rotor OAL)	LN	160	12	7613N	7613N-LC
Caterpillar C-12		Motorola 8LHA, 130 Amp, Std. Regulator	LN	160	12	8329N	
Caterpillar C-12		Motorola 8LHA, 140 Amp, Std. Regulator	LN	160	12	8329N	
Caterpillar C-12	1998-96	Delco 21SI, 115 Amp	DR	145-160	12	7685N	8076N
Caterpillar C-12		Delco 21SI, 130 Amp	DR	130	12	7681N	7685N
Caterpillar C-12		Delco 21SI, 145 Amp, 14.1 Vset	DR	145-160	12	7685N	8076N
Caterpillar C-12		Delco 21SI, 145 Amp, 14.5 Vset	DR	145-160	12	7685N-1	8076N
Caterpillar C12, 12.0L	2008-99	DR 35SI HP, J-180 Mtg. 140 Amp, Repl. 33SI, High Temp Pkg. .	DR	140	12	8607N	8612N
Caterpillar C-15	2008-01	Bosch IR/IF, Repl. Unit, Quad Pad Mtg, 160 Amp	BO	160	12	12491N	12716N
Caterpillar C-15		Bosch IR/IF, Repl. Unit, Quad Pad Mtg, 200 Amp	BO	200	12	12716N	
Caterpillar C-15		Delco 22SI, Quad Pad Mt, 100 Amp	DR	145	12	8362N	12491N
Caterpillar C-15		Delco 22SI, Quad Pad Mt, 145 Amp	DR	145	12	8362N	12491N
Caterpillar C-15		DR 22SI Quad Pad Mt., 130 Amp	DR	145	12	8362N	12491N
Caterpillar C-15		DR36SI HP,Quad Pad Mt., 170 Amp, High Temp Pkg.	DR	170	12	8614N	
Caterpillar C-15		Opt. Ser. Repl. DR 24SI, Quad Pad Mt., 160 Amp	DR	160	12	8719N	
Caterpillar C-15	2007-01	DR 34SI, Quad Pad Mtg., 135 Amp, Remote Sense	DR	140	12	8609N	8614N
Caterpillar C-15		DR 34SI, Quad Pad Mtg., 135 Amp, Road Gang Pkg.	DR	140	12	8609N	8614N
Caterpillar C-15		DR 35SI HP, Quad Pad Mt., 140 Amp, High Temp. Pkg.	DR	140	12	8609N	8614N
Caterpillar C-15		DR 35SI, Quad Pad Mt, 110 Amp Std.	DR	140	12	8609N	8614N
Caterpillar C-15		DR 35SI, Quad Pad Mt., 135 Amp, Remote Sense	DR	140	12	8609N	8614N
Caterpillar C-15		DR 35SI, Quad Pad Mt., 135 Amp, Road Gang Pkg.	DR	140	12	8609N	8614N
Caterpillar C-15		DR 35SI, Quad Pad Mt., 135 Amp, Std.	DR	140	12	8609N	8614N
Caterpillar C-15		LN (Repl. 34SI) w/Lamp Driver Reg.	DR	170	12	8614N	
Caterpillar C-15		Moto (Repl. 34SI) 140 Amp, No Smart Check	LN	160	12	8410N	8410N
Caterpillar C-15		Moto (Repl. 34SI) 160 Amp, No Smart Check	LN	160	12	8410N	8410N
Caterpillar C-15		Std. DR 34SI, 110 Amp, Quad Pad Mt.	DR	140	12	8609N	8614N
Caterpillar C-15		Std. DR 34SI, 135 Amp, Quad Pad Mt.	DR	135	12	8096N	8614N
Caterpillar C-15	2000-99	Bosch Replacement Unit, 160 Amp, 3 Mounting Ears	BO	160	12	12490N	12715N
Caterpillar C-15		Bosch Replacement Unit, 200 Amp	BO	200	12	12715N	
Caterpillar C-15		DR 22SI J-180 Mt., 130 Amp, 14.1 Vset	DR	145	12	8078N	7685N
Caterpillar C-15		DR 22SI J-180 Mt., 130-145 Amp, 14.5 Vset	DR	145	12	8078N-1	7685N
Caterpillar C-15		DR 22SI J-180 Mt., 145 Amp, 14.1 Vset	DR	145	12	8078N	7685N
Caterpillar C-15		DR 33SI, J-180 Mt., #10 R Term., 135 Amp, Std.	DR	135	12	8083N	8612N
Caterpillar C-15		DR 33SI, J-180 Mt., 135 Amp, Road Gang Pkg.	DR	140	12	8607N	8612N
Caterpillar C-15		DR 33SI, J-180Mt., #10 R Term, 110 Amp, Std.	DR	110	12	8081N	8612N
Caterpillar C-15		DR 35SI HP, J-180 Mtg. 140 Amp, Repl. 33SI, High Temp Pkg. .	DR	140	12	8607N	8612N
Caterpillar C-15		DR 35SI, J-180 Mtg, 135 Amp, Repl. 33SI, Std.	DR	140	12	8607N	8612N
Caterpillar C-15		DR 35SI, J-180 Mtg. 135 Amp, Repl. 33SI, Road Gang Pkg.	DR	140	12	8607N	8612N
Caterpillar C-15		DR 36SI, J-180 Mt. (33SI Upgrade) 170 Amp	DR	170	12	8612N	
Caterpillar C-15		Leece Neville 2500JB, 90 Amp	LN	130	12	7612N	7613N
Caterpillar C-15		Leece Neville 2600JB, 105 Amp	LN	130	12	7612N	7613N
Caterpillar C-15		Leece Neville 2700JB, 130 Amp	LN	130	12	7612N	7613N
Caterpillar C-15		Leece Neville 2805JB, 145 Amp	LN	160	12	7613N	7613N-LC
Caterpillar C-15		Leece Neville LC Series, 160 Amp, stator activated, 239 mm Rotor OAL	LN	160	12	7613N-LC	
Caterpillar C-15		Leece Neville, IR/EF, 160 Amp, trio activated, (235mm rotor OAL)	LN	160	12	7613N	7613N-LC
Caterpillar C-15		Motorola 8LHA, 130 Amp, Std. Regulator	LN	160	12	8329N	
Caterpillar C-15		Motorola 8LHA, 140 Amp, Std. Regulator	LN	160	12	8329N	
Caterpillar C-15		Opt. Serv. Repl., DR 24SI, J180 Mt., 160 Amp	DR	160	12	8718N	

ALTERNATORS

ALTERNATORS AND GENERATORS

ENGINE	YEAR	APPLICATION	Mfg	Amp	Volt	PART NO.	OPT. NO.
Freightliner (Cont'd)							
Classic (Cont'd)							
Cummins ISM	2008-04	DR36SI HP,Quad Pad Mt., 170 Amp, High Temp Pkg.	DR	170	12	8614N	
Cummins ISM	2006-04	DR 35SI, Quad Pad Mt., 135 Amp, Std.	DR	140	12	8609N	8614N
Cummins ISM	2000-99	Bosch Replacement Unit, 160 Amp, 3 Mounting Ears	BO	160	12	12490N	12715N
Cummins ISM		Bosch Replacement Unit, 200 Amp	BO	200	12	12715N	
Cummins ISM		DR 22SI J-180 Mt., 130 Amp, 14.1 Vset	DR	145	12	8078N	7685N
Cummins ISM		DR 22SI J-180 Mt., 130-145 Amp, 14.5 Vset	DR	145	12	8078N-1	7685N
Cummins ISM		DR 22SI J-180 Mt., 145 Amp, 14.1 Vset	DR	145	12	8078N	7685N
Cummins ISM		DR 33SI, J-180 Mt., #10 R Term., 135 Amp, Std.	DR	135	12	8083N	8612N
Cummins ISM		DR 33SI, J-180 Mt., 135 Amp, Road Gang Pkg.	DR	140	12	8607N	8612N
Cummins ISM		DR 33SI, J-180Mt., #10 R Term, 110 Amp, Std.	DR	110	12	8081N	8612N
Cummins ISM		DR 35SI HP, J-180 Mtg, 140 Amp, Repl. 33SI, High Temp Pkg. .	DR	140	12	8607N	8612N
Cummins ISM		DR 35SI, J-180 Mtg, 135 Amp, Repl. 33SI, Std.	DR	140	12	8607N	8612N
Cummins ISM		DR 35SI, J-180 Mtg. 135 Amp, Repl. 33SI, Road Gang Pkg.	DR	140	12	8607N	8612N
Cummins ISM		DR 36SI, J-180 Mt. (33SI Upgrade) 170 Amp	DR	170	12	8612N	
Cummins ISM		Leece Neville 2500JB, 90 Amp	LN	130	12	7612N	7613N
Cummins ISM		Leece Neville 2600JB, 105 Amp	LN	130	12	7612N	7613N
Cummins ISM		Leece Neville 2700JB, 130 Amp	LN	130	12	7612N	7613N
Cummins ISM		Leece Neville 2805JB, 145 Amp	LN	160	12	7613N	7613N-LC
Cummins ISM		Leece Neville LC Series, 160 Amp, stator activated, 239 mm Rotor OAL	LN	160	12	7613N-LC	
Cummins ISM		Leece Neville, IR/EF, 160 Amp, trio activated, (235mm rotor OAL)	LN	160	12	7613N	7613N-LC
Cummins ISM		Motorola 8LHA, 130 Amp, Std. Regulator	LN	160	12	8329N	
Cummins ISM		Motorola 8LHA, 140 Amp, Std. Regulator	LN	160	12	8329N	
Cummins ISM		Opt. Serv. Repl., DR 24SI, J180 Mt., 160 Amp	DR	160	12	8718N	
Cummins ISM	2004	Bosch IR/IF, Repl. Unit, Quad Pad Mtg, 160 Amp	BO	160	12	12491N	12716N
Cummins ISM		Bosch IR/IF, Repl. Unit, Quad Pad Mtg, 200 Amp	BO	200	12	12716N	
Cummins ISM		Delco 22SI, Quad Pad Mt, 100 Amp	DR	145	12	8362N	12491N
Cummins ISM		Delco 22SI, Quad Pad Mt, 145 Amp	DR	145	12	8362N	12491N
Cummins ISM		DR 22SI Quad Pad Mt., 130 Amp	DR	145	12	8362N	12491N
Cummins ISM		DR 34SI, Quad Pad Mtg., 135 Amp, Remote Sense	DR	140	12	8609N	8614N
Cummins ISM		DR 34SI, Quad Pad Mtg., 135 Amp, Road Gang Pkg.	DR	140	12	8609N	8614N
Cummins ISM		DR 35SI HP, Quad Pad Mt., 140 Amp, High Temp. Pkg.	DR	140	12	8609N	8614N
Cummins ISM		DR 35SI, Quad Pad Mt, 110 Amp Std.	DR	140	12	8609N	8614N
Cummins ISM		DR 35SI, Quad Pad Mt., 135 Amp, Remote Sense	DR	140	12	8609N	8614N
Cummins ISM		DR 35SI, Quad Pad Mt., 135 Amp, Road Gang Pkg.	DR	140	12	8609N	8614N
Cummins ISM		LN (Repl. 34SI) w/Lamp Driver Reg.	DR	170	12	8614N	
Cummins ISM		Moto (Repl. 34SI) 140 Amp, No Smart Check	LN	160	12	8410N	8410N
Cummins ISM		Moto (Repl. 34SI) 160 Amp, No Smart Check	LN	160	12	8410N	8410N
Cummins ISM		Opt. Ser. Repl. DR 24SI, Quad Pad Mt., 160 Amp	DR	160	12	8719N	
Cummins ISM		Std. DR 34SI, 110 Amp, Quad Pad Mt.	DR	140	12	8609N	8614N
Cummins ISM		Std. DR 34SI, 135 Amp, Quad Pad Mt.	DR	135	12	8096N	8614N
Cummins ISX	2008-04	DR36SI HP,Quad Pad Mt., 170 Amp, High Temp Pkg.	DR	170	12	8614N	
Cummins ISX	2006-04	DR 35SI, Quad Pad Mt., 135 Amp, Std.	DR	140	12	8609N	8614N
Cummins ISX	2003-01	Std. DR 34SI, 110 Amp, Quad Pad Mt.	DR	140	12	8609N	8614N
Cummins ISX	2000-99	Bosch Replacement Unit, 160 Amp, 3 Mounting Ears	BO	160	12	12490N	12715N
Cummins ISX		Bosch Replacement Unit, 200 Amp	BO	200	12	12715N	
Cummins ISX		DR 22SI J-180 Mt., 130 Amp, 14.1 Vset	DR	145	12	8078N	7685N
Cummins ISX		DR 22SI J-180 Mt., 130-145 Amp, 14.5 Vset	DR	145	12	8078N-1	7685N
Cummins ISX		DR 22SI J-180 Mt., 145 Amp, 14.1 Vset	DR	145	12	8078N	7685N
Cummins ISX		DR 33SI, J-180 Mt., #10 R Term., 135 Amp, Std.	DR	135	12	8083N	8612N
Cummins ISX		DR 33SI, J-180 Mt., 135 Amp, Road Gang Pkg.	DR	140	12	8607N	8612N
Cummins ISX		DR 33SI, J-180Mt., #10 R Term, 110 Amp, Std.	DR	110	12	8081N	8612N
Cummins ISX		DR 35SI HP, J-180 Mtg, 140 Amp, Repl. 33SI, High Temp Pkg. .	DR	140	12	8607N	8612N
Cummins ISX		DR 35SI, J-180 Mtg, 135 Amp, Repl. 33SI, Std.	DR	140	12	8607N	8612N
Cummins ISX		DR 35SI, J-180 Mtg. 135 Amp, Repl. 33SI, Road Gang Pkg.	DR	140	12	8607N	8612N
Cummins ISX		DR 36SI, J-180 Mt. (33SI Upgrade) 170 Amp	DR	170	12	8612N	
Cummins ISX		Leece Neville 2500JB, 90 Amp	LN	130	12	7612N	7613N
Cummins ISX		Leece Neville 2600JB, 105 Amp	LN	130	12	7612N	7613N
Cummins ISX		Leece Neville 2700JB, 130 Amp	LN	130	12	7612N	7613N
Cummins ISX		Leece Neville 2805JB, 145 Amp	LN	160	12	7613N	7613N-LC
Cummins ISX		Leece Neville LC Series, 160 Amp, stator activated, 239 mm Rotor OAL	LN	160	12	7613N-LC	
Cummins ISX		Leece Neville, IR/EF, 160 Amp, trio activated, (235mm rotor OAL)	LN	160	12	7613N	7613N-LC
Cummins ISX		Motorola 8LHA, 130 Amp, Std. Regulator	LN	160	12	8329N	

ALTERNATORS

ALTERNATORS AND GENERATORS

ENGINE	YEAR	APPLICATION	Mfg	Amp	Volt	PART NO.	OPT. NO.
Freightliner (Cont'd)							
Classic (Cont'd)							
Cummins ISX	2000-99	Motorola 8LHA, 140 Amp, Std. Regulator	LN	160	12	8329N	
Cummins ISX		Opt. Serv. Repl., DR 24SI, J180 Mt., 160 Amp	DR	160	12	8718N	
Cummins L-10		Bosch Replacement Unit, 160 Amp, 3 Mounting Ears	BO	160	12	12490N	12715N
Cummins L-10		Bosch Replacement Unit, 200 Amp	BO	200	12	12715N	
Cummins L-10		DR 22SI J-180 Mt., 130 Amp, 14.1 Vset	DR	145	12	8078N	7685N
Cummins L-10		DR 22SI J-180 Mt., 130-145 Amp, 14.5 Vset	DR	145	12	8078N-1	7685N
Cummins L-10		DR 22SI J-180 Mt., 145 Amp, 14.1 Vset	DR	145	12	8078N	7685N
Cummins L-10		DR 33SI, J-180 Mt., #10 R Term., 135 Amp, Std.	DR	135	12	8083N	8612N
Cummins L-10		DR 33SI, J-180Mt., #10 R Term, 110 Amp, Std.	DR	110	12	8081N	8612N
Cummins L-10		Leece Neville 2500JB, 90 Amp	LN	130	12	7612N	7613N
Cummins L-10		Leece Neville 2600JB, 105 Amp	LN	130	12	7612N	7613N
Cummins L-10		Leece Neville 2700JB, 130 Amp	LN	130	12	7612N	7613N
Cummins L-10		Leece Neville 2805JB, 145 Amp	LN	160	12	7613N	7613N-LC
Cummins L-10		Leece Neville LC Series, 160 Amp, stator activated, 239 mm Rotor OAL	LN	160	12	7613N-LC	
Cummins L-10		Leece Neville, IR/EF, 160 Amp, trio activated, (235mm rotor OAL)	LN	160	12	7613N	7613N-LC
Cummins L-10		Motorola 8LHA, 130 Amp, Std. Regulator	LN	160	12	8329N	
Cummins L-10		Motorola 8LHA, 140 Amp, Std. Regulator	LN	160	12	8329N	
Cummins L-10		Opt. Serv. Repl., DR 24SI, J180 Mt., 160 Amp	DR	160	12	8718N	
Cummins M11		DR 22SI J-180 Mt., 130 Amp, 14.1 Vset	DR	145	12	8078N	7685N
Cummins M11		DR 22SI J-180 Mt., 130-145 Amp, 14.5 Vset	DR	145	12	8078N-1	7685N
Cummins M11		DR 22SI J-180 Mt., 145 Amp, 14.1 Vset	DR	145	12	8078N	7685N
Cummins M11		DR 33SI, J-180 Mt., #10 R Term., 135 Amp, Std.	DR	135	12	8083N	8612N
Cummins M11		DR 33SI, J-180Mt., #10 R Term, 110 Amp, Std.	DR	110	12	8081N	8612N
Cummins M11		Opt. Serv. Repl., DR 24SI, J180 Mt., 160 Amp	DR	160	12	8718N	
Cummins M11	2000-96	Bosch Replacement Unit, 160 Amp, 3 Mounting Ears	BO	160	12	12490N	12715N
Cummins M11		Bosch Replacement Unit, 200 Amp	BO	200	12	12715N	
Cummins M11		Leece Neville 2500JB, 90 Amp	LN	130	12	7612N	7613N
Cummins M11		Leece Neville 2600JB, 105 Amp	LN	130	12	7612N	7613N
Cummins M11		Leece Neville 2700JB, 130 Amp	LN	130	12	7612N	7613N
Cummins M11		Leece Neville 2805JB, 145 Amp	LN	160	12	7613N	7613N-LC
Cummins M11		Leece Neville LC Series, 160 Amp, stator activated, 239 mm Rotor OAL	LN	160	12	7613N-LC	
Cummins M11		Leece Neville, IR/EF, 160 Amp, trio activated, (235mm rotor OAL)	LN	160	12	7613N	7613N-LC
Cummins M11		Motorola 8LHA, 130 Amp, Std. Regulator	LN	160	12	8329N	
Cummins M11	1998-96	Delco 21SI, 115 Amp	DR	145-160	12	7685N	8076N
Cummins M11		Delco 21SI, 130 Amp	DR	130	12	7681N	7685N
Cummins M11		Delco 21SI, 145 Amp, 14.1 Vset	DR	145-160	12	7685N	8076N
Cummins M11		Delco 21SI, 145 Amp, 14.5 Vset	DR	145-160	12	7685N-1	8076N
Cummins N14	2003-99	DR 22SI J-180 Mt., 130 Amp, 14.1 Vset	DR	145	12	8078N	7685N
Cummins N14		DR 22SI J-180 Mt., 145 Amp, 14.1 Vset	DR	145	12	8078N	7685N
Cummins N14	2000-99	DR 22SI J-180 Mt., 130-145 Amp, 14.5 Vset	DR	145	12	8078N-1	7685N
Cummins N14		DR 33SI, J-180 Mt., #10 R Term., 135 Amp, Std.	DR	135	12	8083N	8612N
Cummins N14		DR 33SI, J-180 Mt., 135 Amp, Road Gang Pkg.	DR	140	12	8607N	8612N
Cummins N14		DR 33SI, J-180Mt., #10 R Term, 110 Amp, Std.	DR	110	12	8081N	8612N
Cummins N14		DR 35SI HP, J-180 Mtg. 140 Amp, Repl. 33SI, High Temp Pkg. .	DR	140	12	8607N	8612N
Cummins N14		DR 35SI, J-180 Mtg, 135 Amp, Repl. 33SI, Std.	DR	140	12	8607N	8612N
Cummins N14		DR 35SI, J-180 Mtg. 135 Amp, Repl. 33SI, Road Gang Pkg.	DR	140	12	8607N	8612N
Cummins N14		DR 36SI, J-180 Mt. (33SI Upgrade) 170 Amp	DR	170	12	8612N	
Cummins N14		Opt. Serv. Repl., DR 24SI, J180 Mt., 160 Amp	DR	160	12	8718N	
Cummins N14	2000-90	Bosch Replacement Unit, 160 Amp, 3 Mounting Ears	BO	160	12	12490N	12715N
Cummins N14		Bosch Replacement Unit, 200 Amp	BO	200	12	12715N	
Cummins N14		Leece Neville 2500JB, 90 Amp	LN	130	12	7612N	7613N
Cummins N14		Leece Neville 2600JB, 105 Amp	LN	130	12	7612N	7613N
Cummins N14		Leece Neville 2700JB, 130 Amp	LN	130	12	7612N	7613N
Cummins N14		Leece Neville 2805JB, 145 Amp	LN	160	12	7613N	7613N-LC
Cummins N14		Leece Neville LC Series, 160 Amp, stator activated, 239 mm Rotor OAL	LN	160	12	7613N-LC	
Cummins N14		Leece Neville, IR/EF, 160 Amp, trio activated, (235mm rotor OAL)	LN	160	12	7613N	7613N-LC
Cummins N14		Motorola 8LHA, 130 Amp, Std. Regulator	LN	160	12	8329N	
Cummins N14		Motorola 8LHA, 140 Amp, Std. Regulator	LN	160	12	8329N	
Cummins N14	1998-94	Delco 21SI, 115 Amp	DR	145-160	12	7685N	8076N
Cummins N14		Delco 21SI, 130 Amp	DR	130	12	7681N	7685N

ALTERNATORS

ALTERNATORS AND GENERATORS

ENGINE	YEAR	APPLICATION	Mfg	Amp	Volt	PART NO.	OPT. NO.
Freightliner (Cont'd)							
Classic (Cont'd)							
Cummins N14	1998-94	Delco 21SI, 145 Amp, 14.1 Vset	DR	145-160	12	7685N	8076N
Cummins N14	1998-90	Delco 21SI, 145 Amp, 14.5 Vset	DR	145-160	12	7685N-1	8076N
Cummins N14	1993-90	Delco 21SI, 130 Amp	DR	130	12	7681N	7685N
Cummins N14		Delco 21SI, 145 Amp, 14.1 Vset	DR	145-160	12	7685N	8076N
Cummins N14		Delco 25SI Alternator	DR	85	12	8066N	
Cummins N14		Delco 26SI, 85 Amp, w/Relay Terminal	DR	85	12	8066N	
Cummins N14		DR 30SI, 105 Amp, w/R Pin, w/o Transformer	DR	105	12	7940N	
DD 60 Series	2008-99	DR36SI HP,Quad Pad Mt., 170 Amp, High Temp Pkg.	DR	170	12	8614N	
DD 60 Series	2007-99	DR 34SI, Quad Pad Mtg., 135 Amp, Remote Sense	DR	140	12	8609N	8614N
DD 60 Series		DR 34SI, Quad Pad Mtg., 135 Amp, Road Gang Pkg.	DR	140	12	8609N	8614N
DD 60 Series		DR 35SI HP, Quad Pad Mt., 140 Amp, High Temp. Pkg.	DR	140	12	8609N	8614N
DD 60 Series		DR 35SI, Quad Pad Mt, 110 Amp Std.	DR	140	12	8609N	8614N
DD 60 Series		DR 35SI, Quad Pad Mt., 135 Amp, Remote Sense	DR	140	12	8609N	8614N
DD 60 Series		DR 35SI, Quad Pad Mt., 135 Amp, Road Gang Pkg.	DR	140	12	8609N	8614N
DD 60 Series		DR 35SI, Quad Pad Mt., 135 Amp, Std.	DR	140	12	8609N	8614N
DD 60 Series		LN, 160 Amp, w/Lamp Driver Reg.	DR	170	12	8614N	
DD 60 Series		Std. DR 34SI, 110 Amp, Quad Pad Mt.	DR	140	12	8609N	8614N
DD 60 Series		Std. DR 34SI, 135 Amp, Quad Pad Mt.	DR	135	12	8096N	8614N
DD 60 Series	1998-96	Delco 34SI, Quad Mt., 135 Amp	DR	135	12	8092N	8613N
DD 60 Series		DR 33SI, J-180 Mt., #10 R Term., 135 Amp, Std.	DR	135	12	8083N	8612N
DD 60 Series		DR 33SI, J-180Mt., #10 R Term, 110 Amp, Std.	DR	110	12	8081N	8612N
DD 60 Series		DR 34SI Quad Mt., 110 Amp	DR	135	12	8092N	8613N
DD 60 Series	1998-94	Delco 21SI, 115 Amp	DR	145-160	12	7685N	8076N
DD 60 Series		Delco 21SI, 130 Amp	DR	130	12	7681N	7685N
DD 60 Series		Delco 21SI, 145 Amp, 14.1 Vset	DR	145-160	12	7685N	8076N
DD 60 Series	1998-90	Bosch Replacement Unit, 160 Amp, 3 Mounting Ears	BO	160	12	12490N	12715N
DD 60 Series		Bosch Replacement Unit, 200 Amp	BO	200	12	12715N	
DD 60 Series		Delco 21SI, 145 Amp, 14.5 Vset	DR	145-160	12	7685N-1	8076N
DD 60 Series		Leece Neville 2500JB, 90 Amp	LN	130	12	7612N	7613N
DD 60 Series		Leece Neville 2600JB, 105 Amp	LN	130	12	7612N	7613N
DD 60 Series		Leece Neville 2700JB, 130 Amp	LN	130	12	7612N	7613N
DD 60 Series		Leece Neville 2805JB, 145 Amp	LN	160	12	7613N	7613N-LC
DD 60 Series		Leece Neville LC Series, 160 Amp, stator activated, 239 mm Rotor OAL	LN	160	12	7613N-LC	
DD 60 Series		Leece Neville, IR/EF, 160 Amp, trio activated, (235mm rotor OAL)	LN	160	12	7613N	7613N-LC
DD 60 Series		Motorola 8LHA, 130 Amp, Std. Regulator	LN	160	12	8329N	
DD 60 Series		Motorola 8LHA, 140 Amp, Std. Regulator	LN	160	12	8329N	
DD 60 Series	1993-90	Delco 21SI, 130 Amp	DR	130	12	7681N	7685N
DD 60 Series		Delco 21SI, 145 Amp, 14.1 Vset	DR	145-160	12	7685N	8076N
DD 60 Series		Delco 25SI Alternator	DR	85	12	8066N	
DD 60 Series		Delco 26SI, 85 Amp, w/Relay Terminal	DR	85	12	8066N	
DD 60 Series		DR 30SI, 105 Amp, w/R Pin, w/o Transformer	DR	105	12	7940N	
Detroit DD 60, 11.1L	2008-03	LN, 160 Amp, w/Lamp Driver Reg.	DR	170	12	8614N	
L6 10.8L 10834cc 661cid	2003-01	Cummins ISM, Bosch IR/IF, Repl. Unit, Quad Pad Mtg, 160 Amp	BO	160	12	12491N	12716N
L6 10.8L 10834cc 661cid		Cummins ISM, Bosch IR/IF, Repl. Unit, Quad Pad Mtg, 200 Amp	BO	200	12	12716N	
L6 10.8L 10834cc 661cid		Cummins ISM, Delco 22SI, Quad Pad Mt, 100 Amp	DR	145	12	8362N	12491N
L6 10.8L 10834cc 661cid		Cummins ISM, Delco 22SI, Quad Pad Mt, 145 Amp	DR	145	12	8362N	12491N
L6 10.8L 10834cc 661cid		Cummins ISM, DR 22SI Quad Pad Mt., 130 Amp	DR	145	12	8362N	12491N
L6 10.8L 10834cc 661cid		Cummins ISM, DR 34SI, Quad Pad Mtg., 135 Amp, Remote Sense	DR	140	12	8609N	8614N
L6 10.8L 10834cc 661cid		Cummins ISM, DR 34SI, Quad Pad Mtg., 135 Amp, Road Gang Pkg.	DR	140	12	8609N	8614N
L6 10.8L 10834cc 661cid		Cummins ISM, DR 35SI HP, Quad Pad Mt., 140 Amp, High Temp. Pkg.	DR	140	12	8609N	8614N
L6 10.8L 10834cc 661cid		Cummins ISM, DR 35SI, Quad Pad Mt, 110 Amp Std.	DR	140	12	8609N	8614N
L6 10.8L 10834cc 661cid		Cummins ISM, DR 35SI, Quad Pad Mt., 135 Amp, Remote Sense	DR	140	12	8609N	8614N
L6 10.8L 10834cc 661cid		Cummins ISM, DR 35SI, Quad Pad Mt., 135 Amp, Road Gang Pkg.	DR	140	12	8609N	8614N
L6 10.8L 10834cc 661cid		Cummins ISM, DR 35SI, Quad Pad Mt., 135 Amp, Std.	DR	140	12	8609N	8614N
L6 10.8L 10834cc 661cid		Cummins ISM, DR36SI HP,Quad Pad Mt., 170 Amp, High Temp Pkg.	DR	170	12	8614N	
L6 10.8L 10834cc 661cid		Cummins ISM, LN (Repl. 34SI) w/Lamp Driver Reg.	DR	170	12	8614N	

ALTERNATORS

ALTERNATORS AND GENERATORS

ENGINE	YEAR	APPLICATION	Mfg	Amp	Volt	PART NO.	OPT. NO.
Freightliner (Cont'd)							
Classic (Cont'd)							
L6 10.8L 10834cc 661cid	2003-01	Cummins ISM, Moto (Repl. 34SI) 140 Amp, No Smart Check	LN	160	12	8410N	8410N
L6 10.8L 10834cc 661cid		Cummins ISM, Moto (Repl. 34SI) 160 Amp, No Smart Check	LN	160	12	8410N	8410N
L6 10.8L 10834cc 661cid		Cummins ISM, Opt. Ser. Repl. DR 24SI, Quad Pad Mt., 160 Amp	DR	160	12	8719N	
L6 10.8L 10834cc 661cid		Cummins ISM, Std. DR 34SI, 110 Amp, Quad Pad Mt.	DR	140	12	8609N	8614N
L6 10.8L 10834cc 661cid		Cummins ISM, Std. DR 34SI, 135 Amp, Quad Pad Mt.	DR	135	12	8096N	8614N
L6 10.8L 10834cc 661cid		Cummins ISX, Bosch IR/IF, Repl. Unit, Quad Pad Mtg, 160 Amp	BO	160	12	12491N	12716N
L6 10.8L 10834cc 661cid		Cummins ISX, Bosch IR/IF, Repl. Unit, Quad Pad Mtg, 200 Amp	BO	200	12	12716N	
L6 10.8L 10834cc 661cid		Cummins ISX, Delco 22SI, Quad Pad Mt, 100 Amp	DR	145	12	8362N	12491N
L6 10.8L 10834cc 661cid		Cummins ISX, Delco 22SI, Quad Pad Mt, 145 Amp	DR	145	12	8362N	12491N
L6 10.8L 10834cc 661cid		Cummins ISX, DR 22SI Quad Pad Mt., 130 Amp	DR	145	12	8362N	12491N
L6 10.8L 10834cc 661cid		Cummins ISX, DR 34SI, Quad Pad Mtg., 135 Amp, Remote Sense	DR	140	12	8609N	8614N
L6 10.8L 10834cc 661cid		Cummins ISX, DR 34SI, Quad Pad Mtg., 135 Amp, Road Gang Pkg.	DR	140	12	8609N	8614N
L6 10.8L 10834cc 661cid		Cummins ISX, DR 35SI HP, Quad Pad Mt., 140 Amp, High Temp. Pkg.	DR	140	12	8609N	8614N
L6 10.8L 10834cc 661cid		Cummins ISX, DR 35SI, Quad Pad Mt, 110 Amp Std.	DR	140	12	8609N	8614N
L6 10.8L 10834cc 661cid		Cummins ISX, DR 35SI, Quad Pad Mt., 135 Amp, Remote Sense	DR	140	12	8609N	8614N
L6 10.8L 10834cc 661cid		Cummins ISX, DR 35SI, Quad Pad Mt., 135 Amp, Road Gang Pkg.	DR	140	12	8609N	8614N
L6 10.8L 10834cc 661cid		Cummins ISX, DR 35SI, Quad Pad Mt., 135 Amp, Std.	DR	140	12	8609N	8614N
L6 10.8L 10834cc 661cid		Cummins ISX, DR36SI HP,Quad Pad Mt., 170 Amp, High Temp Pkg.	DR	170	12	8614N	
L6 10.8L 10834cc 661cid		Cummins ISX, LN (Repl. 34SI) w/Lamp Driver Reg.	DR	170	12	8614N	
L6 10.8L 10834cc 661cid		Cummins ISX, Moto (Repl. 34SI) 140 Amp, No Smart Check	LN	160	12	8410N	8410N
L6 10.8L 10834cc 661cid		Cummins ISX, Moto (Repl. 34SI) 160 Amp, No Smart Check	LN	160	12	8410N	8410N
L6 10.8L 10834cc 661cid		Cummins ISX, Opt. Ser. Repl. DR 24SI, Quad Pad Mt., 160 Amp	DR	160	12	8719N	
L6 10.8L 10834cc 661cid		Cummins ISX, Std. DR 34SI, 135 Amp, Quad Pad Mt.	DR	135	12	8096N	8614N
L6 10.8L 10834cc 661cid	2001	Std. DR 34SI, 110 Amp, Quad Pad Mt.	DR	140	12	8609N	8614N
L6 11.1L 11096cc 677cid	2002-01	DR 34SI, Quad Pad Mtg., 135 Amp, Remote Sense	DR	140	12	8609N	8614N
L6 11.1L 11096cc 677cid		DR 34SI, Quad Pad Mtg., 135 Amp, Road Gang Pkg.	DR	140	12	8609N	8614N
L6 11.1L 11096cc 677cid		DR 35SI HP, Quad Pad Mt., 140 Amp, High Temp. Pkg.	DR	140	12	8609N	8614N
L6 11.1L 11096cc 677cid		DR 35SI, Quad Pad Mt, 110 Amp Std.	DR	140	12	8609N	8614N
L6 11.1L 11096cc 677cid		DR 35SI, Quad Pad Mt., 135 Amp, Remote Sense	DR	140	12	8609N	8614N
L6 11.1L 11096cc 677cid		DR 35SI, Quad Pad Mt., 135 Amp, Road Gang Pkg.	DR	140	12	8609N	8614N
L6 11.1L 11096cc 677cid		DR36SI HP,Quad Pad Mt., 170 Amp, High Temp Pkg.	DR	170	12	8614N	
L6 11.1L 11096cc 677cid		LN, 160 Amp, w/Lamp Driver Reg.	DR	170	12	8614N	
L6 11.1L 11096cc 677cid		Std. DR 34SI, 135 Amp, Quad Pad Mt.	DR	135	12	8096N	8614N
L6 11.1L 11096cc 677cid	2002	Std. DR 34SI, 110 Amp, Quad Pad Mt.	DR	140	12	8609N	8614N
L6 12.7L 12686cc 774cid	2007-01	DR 34SI, Quad Pad Mtg., 135 Amp, Remote Sense	DR	140	12	8609N	8614N
L6 12.7L 12686cc 774cid		DR 34SI, Quad Pad Mtg., 135 Amp, Road Gang Pkg.	DR	140	12	8609N	8614N
L6 12.7L 12686cc 774cid		DR 35SI HP, Quad Pad Mt., 140 Amp, High Temp. Pkg.	DR	140	12	8609N	8614N
L6 12.7L 12686cc 774cid		DR 35SI, Quad Pad Mt, 110 Amp Std.	DR	140	12	8609N	8614N
L6 12.7L 12686cc 774cid		DR 35SI, Quad Pad Mt., 135 Amp, Remote Sense	DR	140	12	8609N	8614N
L6 12.7L 12686cc 774cid		DR 35SI, Quad Pad Mt., 135 Amp, Road Gang Pkg.	DR	140	12	8609N	8614N
L6 12.7L 12686cc 774cid		DR 35SI, Quad Pad Mt., 135 Amp, Std.	DR	140	12	8609N	8614N
L6 12.7L 12686cc 774cid		DR36SI HP,Quad Pad Mt., 170 Amp, High Temp Pkg.	DR	170	12	8614N	
L6 12.7L 12686cc 774cid		LN, 160 Amp, w/Lamp Driver Reg.	DR	170	12	8614N	
L6 12.7L 12686cc 774cid		Std. DR 34SI, 110 Amp, Quad Pad Mt.	DR	140	12	8609N	8614N
L6 12.7L 12686cc 774cid		Std. DR 34SI, 135 Amp, Quad Pad Mt.	DR	135	12	8096N	8614N
L6 12.7L 12686cc 774cid	2002-01	Cummins N14, Motorola 8LHA, 140 Amp, Std. Regulator	LN	160	12	8329N	
L6 14.0L 14013cc 855cid		Bosch Replacement Unit, 160 Amp, 3 Mounting Ears	BO	160	12	12490N	12715N
L6 14.0L 14013cc 855cid		Bosch Replacement Unit, 200 Amp	BO	200	12	12715N	
L6 14.0L 14013cc 855cid		Cummins N14, DR 35SI, J-180 Mtg, 135 Amp, Repl. 33SI, Std. .	DR	140	12	8607N	8612N
L6 14.0L 14013cc 855cid		Cummins N14, Opt. Serv. Repl., DR 24SI, J180 Mt., 160 Amp ...	DR	160	12	8718N	
L6 14.0L 14013cc 855cid		DR 22SI J-180 Mt., 130-145 Amp, 14.5 Vset	DR	145	12	8078N-1	7685N
L6 14.0L 14013cc 855cid		DR 33SI, J-180 Mt., #10 R Term., 135 Amp, Std.	DR	135	12	8083N	8612N
L6 14.0L 14013cc 855cid		DR 33SI, J-180 Mt., 135 Amp, Road Gang Pkg.	DR	140	12	8607N	8612N
L6 14.0L 14013cc 855cid		DR 33SI, J-180Mt., #10 R Term, 110 Amp, Std.	DR	110	12	8081N	8612N
L6 14.0L 14013cc 855cid		DR 35SI HP, J-180 Mtg. 140 Amp, Repl. 33SI, High Temp Pkg. .	DR	140	12	8607N	8612N
L6 14.0L 14013cc 855cid		DR 35SI, J-180 Mtg. 135 Amp, Repl. 33SI, Road Gang Pkg.	DR	140	12	8607N	8612N

ALTERNATORS

ALTERNATORS AND GENERATORS

ENGINE	YEAR	APPLICATION	Mfg	Amp	Volt	PART NO.	OPT. NO.
Freightliner (Cont'd)							
Classic (Cont'd)							
L6 14.0L 14013cc 855cid	2002-01	DR 36SI, J-180 Mt. (33SI Upgrade) 170 Amp	DR	170	12	8612N	
L6 14.0L 14013cc 855cid		Leece Neville 2500JB, 90 Amp	LN	130	12	7612N	7613N
L6 14.0L 14013cc 855cid		Leece Neville 2600JB, 105 Amp	LN	130	12	7612N	7613N
L6 14.0L 14013cc 855cid		Leece Neville 2700JB, 130 Amp	LN	130	12	7612N	7613N
L6 14.0L 14013cc 855cid		Leece Neville 2805JB, 145 Amp	LN	160	12	7613N	7613N-LC
L6 14.0L 14013cc 855cid		Leece Neville LC Series, 160 Amp, stator activated, 239 mm Rotor OAL	LN	160	12	7613N-LC	
L6 14.0L 14013cc 855cid		Leece Neville, IR/EF, 160 Amp, trio activated, (235mm rotor OAL)	LN	160	12	7613N	7613N-LC
L6 14.0L 14013cc 855cid		Motorola 8LHA, 130 Amp, Std. Regulator	LN	160	12	8329N	
L6 14.0L 14063cc 858cid	2008-03	DR 36SI, J-180 Mt. (33SI Upgrade) 170 Amp	DR	170	12	8612N	
L6 14.0L 14063cc 858cid		2003	Bosch Replacement Unit, 160 Amp, 3 Mounting Ears	BO	160	12	12490N
L6 14.0L 14063cc 858cid		Bosch Replacement Unit, 200 Amp	BO	200	12	12715N	
L6 14.0L 14063cc 858cid		Cummins N14, DR 35SI, J-180 Mtg, 135 Amp, Repl. 33SI, Std. .	DR	140	12	8607N	8612N
L6 14.0L 14063cc 858cid		Cummins N14, Motorola 8LHA, 140 Amp, Std. Regulator	LN	160	12	8329N	
L6 14.0L 14063cc 858cid		Cummins N14, Opt. Serv. Repl., DR 24SI, J180 Mt., 160 Amp ...	DR	160	12	8718N	
L6 14.0L 14063cc 858cid		DR 22SI J-180 Mt., 130-145 Amp, 14.5 Vset	DR	145	12	8078N-1	7685N
L6 14.0L 14063cc 858cid		DR 33SI, J-180 Mt., #10 R Term., 135 Amp, Std.	DR	135	12	8083N	8612N
L6 14.0L 14063cc 858cid		DR 33SI, J-180 Mt., 135 Amp, Road Gang Pkg.	DR	140	12	8607N	8612N
L6 14.0L 14063cc 858cid		DR 33SI, J-180Mt., #10 R Term, 110 Amp, Std.	DR	110	12	8081N	8612N
L6 14.0L 14063cc 858cid		DR 35SI HP, J-180 Mtg. 140 Amp, Repl. 33SI, High Temp Pkg. .	DR	140	12	8607N	8612N
L6 14.0L 14063cc 858cid		DR 35SI, J-180 Mtg. 135 Amp, Repl. 33SI, Road Gang Pkg.	DR	140	12	8607N	8612N
L6 14.0L 14063cc 858cid		Leece Neville 2500JB, 90 Amp	LN	130	12	7612N	7613N
L6 14.0L 14063cc 858cid		Leece Neville 2600JB, 105 Amp	LN	130	12	7612N	7613N
L6 14.0L 14063cc 858cid		Leece Neville 2700JB, 130 Amp	LN	130	12	7612N	7613N
L6 14.0L 14063cc 858cid		Leece Neville 2805JB, 145 Amp	LN	160	12	7613N	7613N-LC
L6 14.0L 14063cc 858cid		Leece Neville LC Series, 160 Amp, stator activated, 239 mm Rotor OAL	LN	160	12	7613N-LC	
L6 14.0L 14063cc 858cid		Leece Neville, IR/EF, 160 Amp, trio activated, (235mm rotor OAL)	LN	160	12	7613N	7613N-LC
L6 14.0L 14063cc 858cid		Motorola 8LHA, 130 Amp, Std. Regulator	LN	160	12	8329N	
MBE4000, 12.7L	2008	DR36SI HP,Quad Pad Mt., 170 Amp, High Temp Pkg.	DR	170	12	8614N	
Columbia							
Caterpillar C-12	2008-99	DR 36SI, J-180 Mt. (33SI Upgrade) 170 Amp	DR	170	12	8612N	
Caterpillar C-12	2004-99	Bosch Replacement Unit, 160 Amp, 3 Mounting Ears	BO	160	12	12490N	12715N
Caterpillar C-12		Bosch Replacement Unit, 200 Amp	BO	200	12	12715N	
Caterpillar C-12		DR 22SI J-180 Mt., 130 Amp, 14.1 Vset	DR	145	12	8078N	7685N
Caterpillar C-12		DR 22SI J-180 Mt., 130-145 Amp, 14.5 Vset	DR	145	12	8078N-1	7685N
Caterpillar C-12		DR 22SI J-180 Mt., 145 Amp, 14.1 Vset	DR	145	12	8078N	7685N
Caterpillar C-12		DR 33SI, J-180 Mt., #10 R Term., 135 Amp, Std.	DR	135	12	8083N	8612N
Caterpillar C-12		DR 33SI, J-180 Mt., 135 Amp, Road Gang Pkg.	DR	140	12	8607N	8612N
Caterpillar C-12		DR 33SI, J-180Mt., #10 R Term, 110 Amp, Std.	DR	110	12	8081N	8612N
Caterpillar C-12		DR 35SI, J-180 Mtg, 135 Amp, Repl. 33SI, Std.	DR	140	12	8607N	8612N
Caterpillar C-12		DR 35SI, J-180 Mtg. 135 Amp, Repl. 33SI, Road Gang Pkg.	DR	140	12	8607N	8612N
Caterpillar C-12		Leece Neville 2500JB, 90 Amp	LN	130	12	7612N	7613N
Caterpillar C-12		Leece Neville 2600JB, 105 Amp	LN	130	12	7612N	7613N
Caterpillar C-12		Leece Neville 2700JB, 130 Amp	LN	130	12	7612N	7613N
Caterpillar C-12		Leece Neville 2805JB, 145 Amp	LN	160	12	7613N	7613N-LC
Caterpillar C-12		Leece Neville LC Series, 160 Amp, stator activated, 239 mm Rotor OAL	LN	160	12	7613N-LC	
Caterpillar C-12		Leece Neville, IR/EF, 160 Amp, trio activated, (235mm rotor OAL)	LN	160	12	7613N	7613N-LC
Caterpillar C-12		Motorola 8LHA, 130 Amp, Std. Regulator	LN	160	12	8329N	
Caterpillar C-12		Opt. Serv. Repl., DR 24SI, J180 Mt., 160 Amp	DR	160	12	8718N	
Caterpillar C-12	2000-99	Motorola 8LHA, 140 Amp, Std. Regulator	LN	160	12	8329N	
Caterpillar C-12	1999	Motorola 8LHA, 130 Amp, Std. Regulator	LN	160	12	8329N	
Caterpillar C12, 12.0L	2008-05	DR 35SI HP, J-180 Mtg. 140 Amp, Repl. 33SI, High Temp Pkg. .	DR	140	12	8607N	8612N
Caterpillar C12, 12.0L	2004-99	DR 35SI HP, J-180 Mtg. 140 Amp, Repl. 33SI, High Temp Pkg. .	DR	140	12	8607N	8612N
Caterpillar C-15	2008-01	Bosch IR/IF, Repl. Unit, Quad Pad Mtg, 160 Amp	BO	160	12	12491N	12716N
Caterpillar C-15		Bosch IR/IF, Repl. Unit, Quad Pad Mtg, 200 Amp	BO	200	12	12716N	
Caterpillar C-15		Delco 22SI, Quad Pad Mt, 100 Amp	DR	145	12	8362N	12491N
Caterpillar C-15		Delco 22SI, Quad Pad Mt, 145 Amp	DR	145	12	8362N	12491N
Caterpillar C-15		DR 22SI Quad Pad Mt., 130 Amp	DR	145	12	8362N	12491N
Caterpillar C-15		LN (Repl. 34SI) w/Lamp Driver Reg.	DR	170	12	8614N	
Caterpillar C-15		Opt. Ser. Repl. DR 24SI, Quad Pad Mt., 160 Amp	DR	160	12	8719N	

ALTERNATORS AND GENERATORS

ENGINE	YEAR	APPLICATION	Mfg	Amp	Volt	PART NO.	OPT. NO.
Freightliner (Cont'd)							
Columbia (Cont'd)							
Caterpillar C-15	2008-00	DR36SI HP, Quad Pad Mt., 170 Amp, High Temp Pkg.	DR	170	12	8614N	
Caterpillar C-15	2007-01	DR 34SI, Quad Pad Mtg., 135 Amp, Remote Sense	DR	140	12	8609N	8614N
Caterpillar C-15		DR 34SI, Quad Pad Mtg., 135 Amp, Road Gang Pkg.	DR	140	12	8609N	8614N
Caterpillar C-15		DR 35SI HP, Quad Pad Mt., 140 Amp, High Temp. Pkg.	DR	140	12	8609N	8614N
Caterpillar C-15		DR 35SI, Quad Pad Mt, 110 Amp Std.	DR	140	12	8609N	8614N
Caterpillar C-15		DR 35SI, Quad Pad Mt., 135 Amp, Remote Sense	DR	140	12	8609N	8614N
Caterpillar C-15		DR 35SI, Quad Pad Mt., 135 Amp, Road Gang Pkg.	DR	140	12	8609N	8614N
Caterpillar C-15		DR 35SI, Quad Pad Mt., 135 Amp, Std.	DR	140	12	8609N	8614N
Caterpillar C-15		Moto (Repl. 34SI) 140 Amp, No Smart Check	LN	160	12	8410N	8410N
Caterpillar C-15		Moto (Repl. 34SI) 160 Amp, No Smart Check	LN	160	12	8410N	8410N
Caterpillar C-15		Std. DR 34SI, 110 Amp, Quad Pad Mt.	DR	140	12	8609N	8614N
Caterpillar C-15		Std. DR 34SI, 135 Amp, Quad Pad Mt.	DR	135	12	8096N	8614N
Caterpillar C-15	2000-99	Bosch Replacement Unit, 160 Amp, 3 Mounting Ears	BO	160	12	12490N	12715N
Caterpillar C-15		Bosch Replacement Unit, 200 Amp	BO	200	12	12715N	
Caterpillar C-15		DR 22SI J-180 Mt., 130 Amp, 14.1 Vset	DR	145	12	8078N	7685N
Caterpillar C-15		DR 22SI J-180 Mt., 130-145 Amp, 14.5 Vset	DR	145	12	8078N-1	7685N
Caterpillar C-15		DR 22SI J-180 Mt., 145 Amp, 14.1 Vset	DR	145	12	8078N	7685N
Caterpillar C-15		DR 33SI, J-180 Mt., #10 R Term., 135 Amp, Std.	DR	135	12	8083N	8612N
Caterpillar C-15		DR 33SI, J-180 Mt., 135 Amp, Road Gang Pkg.	DR	140	12	8607N	8612N
Caterpillar C-15		DR 33SI, J-180Mt., #10 R Term, 110 Amp, Std.	DR	110	12	8081N	8612N
Caterpillar C-15		DR 35SI HP, J-180 Mtg. 140 Amp, Repl. 33SI, High Temp Pkg. .	DR	140	12	8607N	8612N
Caterpillar C-15		DR 35SI, J-180 Mtg, 135 Amp, Repl. 33SI, Std.	DR	140	12	8607N	8612N
Caterpillar C-15		DR 35SI, J-180 Mtg. 135 Amp, Repl. 33SI, Road Gang Pkg.	DR	140	12	8607N	8612N
Caterpillar C-15		DR 36SI, J-180 Mt. (33SI Upgrade) 170 Amp	DR	170	12	8612N	
Caterpillar C-15		Leece Neville 2500JB, 90 Amp	LN	130	12	7612N	7613N
Caterpillar C-15		Leece Neville 2600JB, 105 Amp	LN	130	12	7612N	7613N
Caterpillar C-15		Leece Neville 2700JB, 130 Amp	LN	130	12	7612N	7613N
Caterpillar C-15		Leece Neville 2805JB, 145 Amp	LN	160	12	7613N	7613N-LC
Caterpillar C-15		Leece Neville LC Series, 160 Amp, stator activated, 239 mm Rotor OAL	LN	160	12	7613N-LC	
Caterpillar C-15		Leece Neville, IR/EF, 160 Amp, trio activated, (235mm rotor OAL)	LN	160	12	7613N	7613N-LC
Caterpillar C-15		Motorola 8LHA, 130 Amp, Std. Regulator	LN	160	12	8329N	
Caterpillar C-15		Motorola 8LHA, 140 Amp, Std. Regulator	LN	160	12	8329N	
Caterpillar C-15		Opt. Serv. Repl., DR 24SI, J180 Mt., 160 Amp	DR	160	12	8718N	
Cummins ISM	2008-04	DR36SI HP, Quad Pad Mt., 170 Amp, High Temp Pkg.	DR	170	12	8614N	
Cummins ISM		LN (Repl. 34SI) w/Lamp Driver Reg.	DR	170	12	8614N	
Cummins ISM	2000-99	Bosch Replacement Unit, 160 Amp, 3 Mounting Ears	BO	160	12	12490N	12715N
Cummins ISM		Bosch Replacement Unit, 200 Amp	BO	200	12	12715N	
Cummins ISM		DR 22SI J-180 Mt., 130 Amp, 14.1 Vset	DR	145	12	8078N	7685N
Cummins ISM		DR 22SI J-180 Mt., 130-145 Amp, 14.5 Vset	DR	145	12	8078N-1	7685N
Cummins ISM		DR 22SI J-180 Mt., 145 Amp, 14.1 Vset	DR	145	12	8078N	7685N
Cummins ISM		DR 33SI, J-180 Mt., #10 R Term., 135 Amp, Std.	DR	135	12	8083N	8612N
Cummins ISM		DR 33SI, J-180 Mt., 135 Amp, Road Gang Pkg.	DR	140	12	8607N	8612N
Cummins ISM		DR 33SI, J-180Mt., #10 R Term, 110 Amp, Std.	DR	110	12	8081N	8612N
Cummins ISM		DR 35SI HP, J-180 Mtg. 140 Amp, Repl. 33SI, High Temp Pkg. .	DR	140	12	8607N	8612N
Cummins ISM		DR 35SI, J-180 Mtg, 135 Amp, Repl. 33SI, Std.	DR	140	12	8607N	8612N
Cummins ISM		DR 35SI, J-180 Mtg. 135 Amp, Repl. 33SI, Road Gang Pkg.	DR	140	12	8607N	8612N
Cummins ISM		DR 36SI, J-180 Mt. (33SI Upgrade) 170 Amp	DR	170	12	8612N	
Cummins ISM		Leece Neville 2500JB, 90 Amp	LN	130	12	7612N	7613N
Cummins ISM		Leece Neville 2600JB, 105 Amp	LN	130	12	7612N	7613N
Cummins ISM		Leece Neville 2700JB, 130 Amp	LN	130	12	7612N	7613N
Cummins ISM		Leece Neville 2805JB, 145 Amp	LN	160	12	7613N	7613N-LC
Cummins ISM		Leece Neville LC Series, 160 Amp, stator activated, 239 mm Rotor OAL	LN	160	12	7613N-LC	
Cummins ISM		Leece Neville, IR/EF, 160 Amp, trio activated, (235mm rotor OAL)	LN	160	12	7613N	7613N-LC
Cummins ISM		Motorola 8LHA, 130 Amp, Std. Regulator	LN	160	12	8329N	
Cummins ISM		Motorola 8LHA, 140 Amp, Std. Regulator	LN	160	12	8329N	
Cummins ISM		Opt. Serv. Repl., DR 24SI, J180 Mt., 160 Amp	DR	160	12	8718N	
Cummins ISM	2004	Bosch IR/IF, Repl. Unit, Quad Pad Mtg, 160 Amp	BO	160	12	12491N	12716N
Cummins ISM		Bosch IR/IF, Repl. Unit, Quad Pad Mtg, 200 Amp	BO	200	12	12716N	
Cummins ISM		Delco 22SI, Quad Pad Mt, 100 Amp	DR	145	12	8362N	12491N
Cummins ISM		Delco 22SI, Quad Pad Mt, 145 Amp	DR	145	12	8362N	12491N
Cummins ISM		DR 22SI Quad Pad Mt., 130 Amp	DR	145	12	8362N	12491N
Cummins ISM		DR 34SI, Quad Pad Mtg., 135 Amp, Remote Sense	DR	140	12	8609N	8614N

ALTERNATORS

ALTERNATORS AND GENERATORS

ENGINE	YEAR	APPLICATION	Mfg	Amp	Volt	PART NO.	OPT. NO.
Freightliner (Cont'd)							
Columbia (Cont'd)							
Cummins ISM	2004	DR 34SI, Quad Pad Mtg., 135 Amp, Road Gang Pkg.	DR	140	12	8609N	8614N
Cummins ISM		DR 35SI HP, Quad Pad Mt., 140 Amp, High Temp. Pkg.	DR	140	12	8609N	8614N
Cummins ISM		DR 35SI, Quad Pad Mt., 110 Amp Std.	DR	140	12	8609N	8614N
Cummins ISM		DR 35SI, Quad Pad Mt., 135 Amp, Remote Sense	DR	140	12	8609N	8614N
Cummins ISM		DR 35SI, Quad Pad Mt., 135 Amp, Road Gang Pkg.	DR	140	12	8609N	8614N
Cummins ISM		DR 35SI, Quad Pad Mt., 135 Amp, Std.	DR	140	12	8609N	8614N
Cummins ISM		Moto (Repl. 34SI) 140 Amp, No Smart Check	LN	160	12	8410N	8410N
Cummins ISM		Moto (Repl. 34SI) 160 Amp, No Smart Check	LN	160	12	8410N	8410N
Cummins ISM		Opt. Ser. Repl. DR 24SI, Quad Pad Mt., 160 Amp	DR	160	12	8719N	
Cummins ISM		Std. DR 34SI, 110 Amp, Quad Pad Mt.	DR	140	12	8609N	8614N
Cummins ISM		Std. DR 34SI, 135 Amp, Quad Pad Mt.	DR	135	12	8096N	8614N
Cummins ISX	2008-04	DR36SI HP, Quad Pad Mt., 170 Amp, High Temp Pkg.	DR	170	12	8614N	
Cummins ISX	2000-99	Bosch Replacement Unit, 160 Amp, 3 Mounting Ears	BO	160	12	12490N	12715N
Cummins ISX		Bosch Replacement Unit, 200 Amp	BO	200	12	12715N	
Cummins ISX		DR 22SI J-180 Mt., 130 Amp, 14.1 Vset	DR	145	12	8078N	7685N
Cummins ISX		DR 22SI J-180 Mt., 130-145 Amp, 14.5 Vset	DR	145	12	8078N-1	7685N
Cummins ISX		DR 22SI J-180 Mt., 145 Amp, 14.1 Vset	DR	145	12	8078N	7685N
Cummins ISX		DR 33SI, J-180 Mt., #10 R Term., 135 Amp, Std.	DR	135	12	8083N	8612N
Cummins ISX		DR 33SI, J-180 Mt., 135 Amp, Road Gang Pkg.	DR	140	12	8607N	8612N
Cummins ISX		DR 33SI, J-180Mt., #10 R Term, 110 Amp, Std.	DR	110	12	8081N	8612N
Cummins ISX		DR 35SI HP, J-180 Mtg. 140 Amp, Repl. 33SI, High Temp Pkg. .	DR	140	12	8607N	8612N
Cummins ISX		DR 35SI, J-180 Mtg, 135 Amp, Repl. 33SI, Std.	DR	140	12	8607N	8612N
Cummins ISX		DR 35SI, J-180 Mtg. 135 Amp, Repl. 33SI, Road Gang Pkg.	DR	140	12	8607N	8612N
Cummins ISX		DR 36SI, J-180 Mt. (33SI Upgrade) 170 Amp	DR	170	12	8612N	
Cummins ISX		Leece Neville 2500JB, 90 Amp	LN	130	12	7612N	7613N
Cummins ISX		Leece Neville 2600JB, 105 Amp	LN	130	12	7612N	7613N
Cummins ISX		Leece Neville 2700JB, 130 Amp	LN	130	12	7612N	7613N
Cummins ISX		Leece Neville 2805JB, 145 Amp	LN	160	12	7613N	7613N-LC
Cummins ISX		Leece Neville LC Series, 160 Amp, stator activated, 239 mm Rotor OAL	LN	160	12	7613N-LC	
Cummins ISX		Leece Neville, IR/EF, 160 Amp, trio activated, (235mm rotor OAL)	LN	160	12	7613N	7613N-LC
Cummins ISX		Motorola 8LHA, 130 Amp, Std. Regulator	LN	160	12	8329N	
Cummins ISX		Motorola 8LHA, 140 Amp, Std. Regulator	LN	160	12	8329N	
Cummins ISX		Opt. Serv. Repl., DR 24SI, J180 Mt., 160 Amp	DR	160	12	8718N	
Cummins N14, 14.0L	2003-01	DR 35SI HP, J-180 Mtg. 140 Amp, Repl. 33SI, High Temp Pkg. .	DR	140	12	8607N	8612N
DD 60 Series	2008-02	DR36SI HP, Quad Pad Mt., 170 Amp, High Temp Pkg.	DR	170	12	8614N	
DD 60 Series		LN, 160 Amp, w/Lamp Driver Reg.	DR	170	12	8614N	
DD 60 Series	2007-02	DR 34SI, Quad Pad Mtg., 135 Amp, Remote Sense	DR	140	12	8609N	8614N
DD 60 Series		DR 34SI, Quad Pad Mtg., 135 Amp, Road Gang Pkg.	DR	140	12	8609N	8614N
DD 60 Series		DR 35SI HP, Quad Pad Mt., 140 Amp, High Temp. Pkg.	DR	140	12	8609N	8614N
DD 60 Series		DR 35SI, Quad Pad Mt, 110 Amp Std.	DR	140	12	8609N	8614N
DD 60 Series		DR 35SI, Quad Pad Mt., 135 Amp, Remote Sense	DR	140	12	8609N	8614N
DD 60 Series		DR 35SI, Quad Pad Mt., 135 Amp, Road Gang Pkg.	DR	140	12	8609N	8614N
DD 60 Series		DR 35SI, Quad Pad Mt., 135 Amp, Std.	DR	140	12	8609N	8614N
DD 60 Series		Std. DR 34SI, 110 Amp, Quad Pad Mt.	DR	140	12	8609N	8614N
DD 60 Series		Std. DR 34SI, 135 Amp, Quad Pad Mt.	DR	135	12	8096N	8614N
L6 10.8L 10834cc 661cid	2003-01	Cummins ISM, Bosch IR/IF, Repl. Unit, Quad Pad Mtg, 160 Amp	BO	160	12	12491N	12716N
L6 10.8L 10834cc 661cid		Cummins ISM, Bosch IR/IF, Repl. Unit, Quad Pad Mtg, 200 Amp	BO	200	12	12716N	
L6 10.8L 10834cc 661cid		Cummins ISM, Delco 22SI, Quad Pad Mt, 100 Amp	DR	145	12	8362N	12491N
L6 10.8L 10834cc 661cid		Cummins ISM, Delco 22SI, Quad Pad Mt, 145 Amp	DR	145	12	8362N	12491N
L6 10.8L 10834cc 661cid		Cummins ISM, DR 22SI Quad Pad Mt., 130 Amp	DR	145	12	8362N	12491N
L6 10.8L 10834cc 661cid		Cummins ISM, DR 34SI, Quad Pad Mtg., 135 Amp, Remote Sense	DR	140	12	8609N	8614N
L6 10.8L 10834cc 661cid		Cummins ISM, DR 34SI, Quad Pad Mtg., 135 Amp, Road Gang Pkg.	DR	140	12	8609N	8614N
L6 10.8L 10834cc 661cid		Cummins ISM, DR 35SI HP, Quad Pad Mt., 140 Amp, High Temp. Pkg.	DR	140	12	8609N	8614N
L6 10.8L 10834cc 661cid		Cummins ISM, DR 35SI, Quad Pad Mt, 110 Amp Std.	DR	140	12	8609N	8614N
L6 10.8L 10834cc 661cid		Cummins ISM, DR 35SI, Quad Pad Mt., 135 Amp, Remote Sense	DR	140	12	8609N	8614N
L6 10.8L 10834cc 661cid		Cummins ISM, DR 35SI, Quad Pad Mt., 135 Amp, Road Gang Pkg.	DR	140	12	8609N	8614N
L6 10.8L 10834cc 661cid		Cummins ISM, DR 35SI, Quad Pad Mt., 135 Amp, Std.	DR	140	12	8609N	8614N

ALTERNATORS AND GENERATORS

ENGINE	YEAR	APPLICATION	Mfg	Amp	Volt	PART NO.	OPT. NO.
Freightliner (Cont'd)							
Columbia (Cont'd)							
L6 10.8L 10834cc 661cid	2003-01	Cummins ISM, DR36SI HP, Quad Pad Mt., 170 Amp, High Temp Pkg.	DR	170	12	8614N	
L6 10.8L 10834cc 661cid		Cummins ISM, LN (Repl. 34SI) w/Lamp Driver Reg.	DR	170	12	8614N	
L6 10.8L 10834cc 661cid		Cummins ISM, Moto (Repl. 34SI) 140 Amp, No Smart Check	LN	160	12	8410N	8410N
L6 10.8L 10834cc 661cid		Cummins ISM, Moto (Repl. 34SI) 160 Amp, No Smart Check	LN	160	12	8410N	8410N
L6 10.8L 10834cc 661cid		Cummins ISM, Opt. Ser. Repl. DR 24SI, Quad Pad Mt., 160 Amp	DR	160	12	8719N	
L6 10.8L 10834cc 661cid		Cummins ISM, Std. DR 34SI, 110 Amp, Quad Pad Mt.	DR	140	12	8609N	8614N
L6 10.8L 10834cc 661cid		Cummins ISM, Std. DR 34SI, 135 Amp, Quad Pad Mt.	DR	135	12	8096N	8614N
L6 10.8L 10834cc 661cid		Cummins ISX, Bosch IR/IF, Repl. Unit, Quad Pad Mtg, 160 Amp	BO	160	12	12491N	12716N
L6 10.8L 10834cc 661cid		Cummins ISX, Bosch IR/IF, Repl. Unit, Quad Pad Mtg, 200 Amp	BO	200	12	12716N	
L6 10.8L 10834cc 661cid		Cummins ISX, Delco 22SI, Quad Pad Mt, 100 Amp	DR	145	12	8362N	12491N
L6 10.8L 10834cc 661cid		Cummins ISX, Delco 22SI, Quad Pad Mt, 145 Amp	DR	145	12	8362N	12491N
L6 10.8L 10834cc 661cid		Cummins ISX, DR 22SI Quad Pad Mt., 130 Amp	DR	145	12	8362N	12491N
L6 10.8L 10834cc 661cid		Cummins ISX, DR 34SI, Quad Pad Mtg., 135 Amp, Remote Sense	DR	140	12	8609N	8614N
L6 10.8L 10834cc 661cid		Cummins ISX, DR 34SI, Quad Pad Mtg., 135 Amp, Road Gang Pkg.	DR	140	12	8609N	8614N
L6 10.8L 10834cc 661cid		Cummins ISX, DR 35SI HP, Quad Pad Mt., 140 Amp, High Temp. Pkg.	DR	140	12	8609N	8614N
L6 10.8L 10834cc 661cid		Cummins ISX, DR 35SI, Quad Pad Mt, 110 Amp Std.	DR	140	12	8609N	8614N
L6 10.8L 10834cc 661cid		Cummins ISX, DR 35SI, Quad Pad Mt., 135 Amp, Remote Sense	DR	140	12	8609N	8614N
L6 10.8L 10834cc 661cid		Cummins ISX, DR 35SI, Quad Pad Mt., 135 Amp, Road Gang Pkg.	DR	140	12	8609N	8614N
L6 10.8L 10834cc 661cid		Cummins ISX, DR 35SI, Quad Pad Mt., 135 Amp, Std.	DR	140	12	8609N	8614N
L6 10.8L 10834cc 661cid		Cummins ISX, DR36SI HP, Quad Pad Mt., 170 Amp, High Temp Pkg.	DR	170	12	8614N	
L6 10.8L 10834cc 661cid		Cummins ISX, LN (Repl. 34SI) w/Lamp Driver Reg.	DR	170	12	8614N	
L6 10.8L 10834cc 661cid		Cummins ISX, Moto (Repl. 34SI) 140 Amp, No Smart Check	LN	160	12	8410N	8410N
L6 10.8L 10834cc 661cid		Cummins ISX, Moto (Repl. 34SI) 160 Amp, No Smart Check	LN	160	12	8410N	8410N
L6 10.8L 10834cc 661cid		Cummins ISX, Opt. Ser. Repl. DR 24SI, Quad Pad Mt., 160 Amp	DR	160	12	8719N	
L6 10.8L 10834cc 661cid		Cummins ISX, Std. DR 34SI, 110 Amp, Quad Pad Mt.	DR	140	12	8609N	8614N
L6 10.8L 10834cc 661cid		Cummins ISX, Std. DR 34SI, 135 Amp, Quad Pad Mt.	DR	135	12	8096N	8614N
L6 11.1L 11096cc 677cid	2001	DD 60 Series, DR 34SI, Quad Pad Mtg., 135 Amp, Remote Sense	DR	140	12	8609N	8614N
L6 11.1L 11096cc 677cid		DD 60 Series, DR 34SI, Quad Pad Mtg., 135 Amp, Road Gang Pkg.	DR	140	12	8609N	8614N
L6 11.1L 11096cc 677cid		DD 60 Series, Std. DR 34SI, 110 Amp, Quad Pad Mt.	DR	140	12	8609N	8614N
L6 11.1L 11096cc 677cid		DD 60 Series, Std. DR 34SI, 135 Amp, Quad Pad Mt.	DR	135	12	8096N	8614N
L6 11.1L 11096cc 677cid		DR 35SI HP, Quad Pad Mt., 140 Amp, High Temp. Pkg.	DR	140	12	8609N	8614N
L6 11.1L 11096cc 677cid		DR 35SI, Quad Pad Mt, 110 Amp Std.	DR	140	12	8609N	8614N
L6 11.1L 11096cc 677cid		DR 35SI, Quad Pad Mt., 135 Amp, Remote Sense	DR	140	12	8609N	8614N
L6 11.1L 11096cc 677cid		DR 35SI, Quad Pad Mt., 135 Amp, Road Gang Pkg.	DR	140	12	8609N	8614N
L6 11.1L 11096cc 677cid		DR 35SI, Quad Pad Mt., 135 Amp, Std.	DR	140	12	8609N	8614N
L6 11.1L 11096cc 677cid		DR36SI HP, Quad Pad Mt., 170 Amp, High Temp Pkg.	DR	170	12	8614N	
L6 11.1L 11096cc 677cid		LN, 160 Amp, w/Lamp Driver Reg.	DR	170	12	8614N	
L6 12.7L 12686cc 774cid	2008-01	DR 36SI, J-180 Mt. (33SI Upgrade) 170 Amp	DR	170	12	8612N	
L6 12.7L 12686cc 774cid		DR36SI HP, Quad Pad Mt., 170 Amp, High Temp Pkg.	DR	170	12	8614N	
L6 12.7L 12686cc 774cid		LN, 160 Amp, w/Lamp Driver Reg.	DR	170	12	8614N	
L6 12.7L 12686cc 774cid	2007-01	DR 34SI, Quad Pad Mtg., 135 Amp, Remote Sense	DR	140	12	8609N	8614N
L6 12.7L 12686cc 774cid		DR 34SI, Quad Pad Mtg., 135 Amp, Road Gang Pkg.	DR	140	12	8609N	8614N
L6 12.7L 12686cc 774cid		DR 35SI HP, Quad Pad Mt., 140 Amp, High Temp. Pkg.	DR	140	12	8609N	8614N
L6 12.7L 12686cc 774cid		DR 35SI, Quad Pad Mt, 110 Amp Std.	DR	140	12	8609N	8614N
L6 12.7L 12686cc 774cid		DR 35SI, Quad Pad Mt., 135 Amp, Remote Sense	DR	140	12	8609N	8614N
L6 12.7L 12686cc 774cid		DR 35SI, Quad Pad Mt., 135 Amp, Road Gang Pkg.	DR	140	12	8609N	8614N
L6 12.7L 12686cc 774cid		DR 35SI, Quad Pad Mt., 135 Amp, Std.	DR	140	12	8609N	8614N
L6 12.7L 12686cc 774cid		Std. DR 34SI, 110 Amp, Quad Pad Mt.	DR	140	12	8609N	8614N
L6 12.7L 12686cc 774cid		Std. DR 34SI, 135 Amp, Quad Pad Mt.	DR	135	12	8096N	8614N
L6 12.7L 12686cc 774cid	2003-01	Bosch Replacement Unit, 200 Amp	BO	200	12	12715N	
L6 12.7L 12686cc 774cid		DR 22SI J-180 Mt., 130 Amp, 14.1 Vset	DR	145	12	8078N	7685N
L6 12.7L 12686cc 774cid		DR 22SI J-180 Mt., 130-145 Amp, 14.5 Vset	DR	145	12	8078N-1	7685N
L6 12.7L 12686cc 774cid		DR 22SI J-180 Mt., 145 Amp, 14.1 Vset	DR	145	12	8078N	7685N

ALTERNATORS

ALTERNATORS AND GENERATORS

ENGINE	YEAR	APPLICATION	Mfg	Amp	Volt	PART NO.	OPT. NO.
Freightliner (Cont'd)							
Columbia (Cont'd)							
L6 12.7L 12686cc 774cid	2003-01	DR 33SI, J-180 Mt., #10 R Term., 135 Amp, Std.	DR	135	12	8083N	8612N
L6 12.7L 12686cc 774cid		DR 33SI, J-180 Mt., 135 Amp, Road Gang Pkg.	DR	140	12	8607N	8612N
L6 12.7L 12686cc 774cid		DR 33SI, J-180Mt., #10 R Term, 110 Amp, Std.	DR	110	12	8081N	8612N
L6 12.7L 12686cc 774cid		DR 35SI HP, J-180 Mtg. 140 Amp, Repl. 33SI, High Temp Pkg. .	DR	140	12	8607N	8612N
L6 12.7L 12686cc 774cid		DR 35SI, J-180 Mtg, 135 Amp, Repl. 33SI, Std.	DR	140	12	8607N	8612N
L6 12.7L 12686cc 774cid		DR 35SI, J-180 Mtg. 135 Amp, Repl. 33SI, Road Gang Pkg.	DR	140	12	8607N	8612N
L6 12.7L 12686cc 774cid		Leece Neville 2500JB, 90 Amp	LN	130	12	7612N	7613N
L6 12.7L 12686cc 774cid		Leece Neville 2600JB, 105 Amp	LN	130	12	7612N	7613N
L6 12.7L 12686cc 774cid		Leece Neville 2700JB, 130 Amp	LN	130	12	7612N	7613N
L6 12.7L 12686cc 774cid		Leece Neville 2805JB, 145 Amp	LN	160	12	7613N	7613N-LC
L6 12.7L 12686cc 774cid		Leece Neville LC Series, 160 Amp, stator activated, 239 mm Rotor OAL	LN	160	12	7613N-LC	
L6 12.7L 12686cc 774cid		Leece Neville, IR/EF, 160 Amp, trio activated, (235mm rotor OAL)	LN	160	12	7613N	7613N-LC
L6 12.7L 12686cc 774cid		Motorola 8LHA, 130 Amp, Std. Regulator	LN	160	12	8329N	
L6 12.7L 12686cc 774cid		Motorola 8LHA, 140 Amp, Std. Regulator	LN	160	12	8329N	
L6 12.7L 12686cc 774cid		Opt. Serv. Repl., DR 24SI, J180 Mt., 160 Amp	DR	160	12	8718N	
L6 14.0L 14013cc 855cid		Bosch Replacement Unit, 160 Amp, 3 Mounting Ears	BO	160	12	12490N	12715N
L6 14.0L 14013cc 855cid		Motorola 8LHA, 130 Amp, Std. Regulator	LN	160	12	8329N	
Coronado							
Caterpillar C-15	2008-03	Bosch IR/IF, Repl. Unit, Quad Pad Mtg, 160 Amp	BO	160	12	12491N	12716N
Caterpillar C-15		Bosch IR/IF, Repl. Unit, Quad Pad Mtg, 200 Amp	BO	200	12	12716N	
Caterpillar C-15		Delco 22SI, Quad Pad Mt, 100 Amp	DR	145	12	8362N	12491N
Caterpillar C-15		Delco 22SI, Quad Pad Mt, 145 Amp	DR	145	12	8362N	12491N
Caterpillar C-15		DR 22SI Quad Pad Mt., 130 Amp	DR	145	12	8362N	12491N
Caterpillar C-15		DR36SI HP,Quad Pad Mt., 170 Amp, High Temp Pkg.	DR	170	12	8614N	
Caterpillar C-15		LN, 160 Amp, w/Lamp Driver Reg.	DR	170	12	8614N	
Caterpillar C-15		Opt. Ser. Repl. DR 24SI, Quad Pad Mt., 160 Amp	DR	160	12	8719N	
Caterpillar C-15	2007-03	DR 34SI, Quad Pad Mtg., 135 Amp, Remote Sense	DR	140	12	8609N	8614N
Caterpillar C-15		DR 34SI, Quad Pad Mtg., 135 Amp, Road Gang Pkg.	DR	140	12	8609N	8614N
Caterpillar C-15		DR 35SI HP, Quad Pad Mt., 140 Amp, High Temp. Pkg.	DR	140	12	8609N	8614N
Caterpillar C-15		DR 35SI, Quad Pad Mt, 110 Amp Std.	DR	140	12	8609N	8614N
Caterpillar C-15		DR 35SI, Quad Pad Mt., 135 Amp, Remote Sense	DR	140	12	8609N	8614N
Caterpillar C-15		DR 35SI, Quad Pad Mt., 135 Amp, Road Gang Pkg.	DR	140	12	8609N	8614N
Caterpillar C-15		DR 35SI, Quad Pad Mt., 135 Amp, Std.	DR	140	12	8609N	8614N
Caterpillar C-15		Motorola, 140 Amp, No Smart Check Reg.	LN	160	12	8410N	8410N
Caterpillar C-15		Motorola, 160 Amp, No Smart Check Reg.	LN	160	12	8410N	8410N
Caterpillar C-15		Std. DR 34SI, 110 Amp, Quad Pad Mt.	DR	140	12	8609N	8614N
Caterpillar C-15		Std. DR 34SI, 135 Amp, Quad Pad Mt.	DR	135	12	8096N	8614N
DD 60 Series	2008-03	DR36SI HP,Quad Pad Mt., 170 Amp, High Temp Pkg.	DR	170	12	8614N	
DD 60 Series		LN, 160 Amp, w/Lamp Driver Reg.	DR	170	12	8614N	
DD 60 Series	2007-03	DR 34SI, Quad Pad Mtg., 135 Amp, Remote Sense	DR	140	12	8609N	8614N
DD 60 Series		DR 34SI, Quad Pad Mtg., 135 Amp, Road Gang Pkg.	DR	140	12	8609N	8614N
DD 60 Series		DR 35SI HP, Quad Pad Mt., 140 Amp, High Temp. Pkg.	DR	140	12	8609N	8614N
DD 60 Series		DR 35SI, Quad Pad Mt, 110 Amp Std.	DR	140	12	8609N	8614N
DD 60 Series		DR 35SI, Quad Pad Mt., 135 Amp, Remote Sense	DR	140	12	8609N	8614N
DD 60 Series		DR 35SI, Quad Pad Mt., 135 Amp, Road Gang Pkg.	DR	140	12	8609N	8614N
DD 60 Series		DR 35SI, Quad Pad Mt., 135 Amp, Std.	DR	140	12	8609N	8614N
DD 60 Series		Std. DR 34SI, 110 Amp, Quad Pad Mt.	DR	140	12	8609N	8614N
DD 60 Series		Std. DR 34SI, 135 Amp, Quad Pad Mt.	DR	135	12	8096N	8614N
FC80							
Cummins 5.9L ISB	1998	Bosch Replacement Unit, 160 Amp, 3 Mounting Ears	BO	160	12	12490N	12715N
Cummins 5.9L ISB		Bosch Replacement Unit, 200 Amp	BO	200	12	12715N	
Cummins 5.9L ISB		DR 22SI J-180 Mt., 130 Amp, 14.1 Vset	DR	145	12	8078N	7685N
Cummins 5.9L ISB		DR 22SI J-180 Mt., 130-145 Amp, 14.5 Vset	DR	145	12	8078N-1	7685N
Cummins 5.9L ISB		DR 22SI J-180 Mt., 145 Amp, 14.1 Vset	DR	145	12	8078N	7685N
Cummins 5.9L ISB		Leece Neville 2500JB, 90 Amp	LN	130	12	7612N	7613N
Cummins 5.9L ISB		Leece Neville 2600JB, 105 Amp	LN	130	12	7612N	7613N
Cummins 5.9L ISB		Leece Neville 2700JB, 130 Amp	LN	130	12	7612N	7613N
Cummins 5.9L ISB		Leece Neville 2805JB, 145 Amp	LN	160	12	7613N	7613N-LC
Cummins 5.9L ISB		Leece Neville LC Series, 160 Amp, stator activated, 239 mm Rotor OAL	LN	160	12	7613N-LC	
Cummins 5.9L ISB		Leece Neville, IR/EF, 160 Amp, trio activated, (235mm rotor OAL)	LN	160	12	7613N	7613N-LC
Cummins 5.9L ISB		Motorola 8LHA, 130 Amp, Std. Regulator	LN	160	12	8329N	

ALTERNATORS AND GENERATORS

ENGINE	YEAR	APPLICATION	Mfg	Amp	Volt	PART NO.	OPT. NO.
Freightliner (Cont'd)							
FC80 (Cont'd)							
Cummins 5.9L ISB	1998	Motorola 8LHA, 140 Amp, Std. Regulator	LN	160	12	8329N	
Cummins 5.9L ISB		Opt. Serv. Repl., DR 24SI, J180 Mt., 160 Amp	DR	160	12	8718N	
Cummins 8.3L ISC	2001-99	Motorola 8LHA, 130 Amp, Std. Regulator	LN	160	12	8329N	
Cummins 8.3L ISC	2001-98	Bosch Replacement Unit, 160 Amp, 3 Mounting Ears	BO	160	12	12490N	12715N
Cummins 8.3L ISC		Bosch Replacement Unit, 200 Amp	BO	200	12	12715N	
Cummins 8.3L ISC		DR 22SI J-180 Mt., 130 Amp, 14.1 Vset	DR	145	12	8078N	7685N
Cummins 8.3L ISC		DR 22SI J-180 Mt., 130-145 Amp, 14.5 Vset	DR	145	12	8078N-1	7685N
Cummins 8.3L ISC		DR 22SI J-180 Mt., 145 Amp, 14.1 Vset	DR	145	12	8078N	7685N
Cummins 8.3L ISC		Leece Neville 2500JB, 90 Amp	LN	130	12	7612N	7613N
Cummins 8.3L ISC		Leece Neville 2600JB, 105 Amp	LN	130	12	7612N	7613N
Cummins 8.3L ISC		Leece Neville 2700JB, 130 Amp	LN	130	12	7612N	7613N
Cummins 8.3L ISC		Leece Neville 2805JB, 145 Amp	LN	160	12	7613N	7613N-LC
Cummins 8.3L ISC		Leece Neville LC Series, 160 Amp, stator activated, 239 mm Rotor OAL	LN	160	12	7613N-LC	
Cummins 8.3L ISC		Leece Neville, IR/EF, 160 Amp, trio activated, (235mm rotor OAL)	LN	160	12	7613N	7613N-LC
Cummins 8.3L ISC		Motorola 8LHA, 130 Amp, Std. Regulator	LN	160	12	8329N	
Cummins 8.3L ISC		Motorola 8LHA, 140 Amp, Std. Regulator	LN	160	12	8329N	
Cummins 8.3L ISC		Opt. Serv. Repl., DR 24SI, J180 Mt., 160 Amp	DR	160	12	8718N	
Cummins ISB, 5.9L	2008-03	Leece-Neville, IR/ EF, 270 Amp, Pad Mount	LN	270	12	8681N	
Cummins ISB, 5.9L		LN, ER / EF, Dual Ft. Mt., 185 Amp	LN	185	12	8674N	
Cummins ISB, 5.9L		LN, IR / EF 185 Amp, B. Post-left	LN	185	12	8658N	8745N
Cummins ISB, 5.9L		LN, IR / EF, 185 Amp, B. Post-right	LN	185	12	8673N	8658N
Cummins ISB, 5.9L	2007-03	LN IR/ EF, 270 Amp, Quad Pad Mt.	LN	270	12	8681N	
Cummins ISB, 5.9L	2003-98	LN, 270 Amp, J-180 Mt., Ign. Stud, Int. Sense, B. Post-right	LN	270	12	8654N	
Cummins ISB, 5.9L	2003-97	LN IR/ EF, 270 Amp, J-180 Mtg., SE Reg.	LN	270	12	8322N	
Cummins ISB, 5.9L	2008	LN IR/ EF, Quad Mt., Opt. Serv. Repl., 12V / 185 Amp	LN	185	12	8676N	
Cummins ISC, 8.3L	2008-03	Leece-Neville, IR/ EF, 270 Amp, Pad Mount	LN	270	12	8681N	
Cummins ISC, 8.3L		LN, ER / EF, Dual Ft. Mt., 185 Amp	LN	185	12	8674N	
Cummins ISC, 8.3L		LN, IR / EF 185 Amp, B. Post-left	LN	185	12	8658N	8745N
Cummins ISC, 8.3L		LN, IR / EF, 185 Amp, B. Post-right	LN	185	12	8673N	8658N
Cummins ISC, 8.3L	2007-03	LN IR/ EF, 270 Amp, Quad Pad Mt.	LN	270	12	8681N	
Cummins ISC, 8.3L	2003-98	LN, 270 Amp, J-180 Mt., Ign. Stud, Int. Sense, B. Post-right	LN	270	12	8654N	
Cummins ISC, 8.3L	2003-97	LN IR/ EF, 270 Amp, J-180 Mtg., SE Reg.	LN	270	12	8322N	
Cummins ISC, 8.3L Diesel	2008-03	LN IR/ EF, Quad Mt., Opt. Serv. Repl., 12V / 185 Amp	LN	185	12	8676N	
L6 5.9L 5882cc 359cid	2007-03	LN IR/ EF, Quad Mt., Opt. Serv. Repl., 12V / 185 Amp	LN	185	12	8676N	
L6 5.9L 5882cc 359cid	2003-01	ND IR/ EF, 24V/ 65 Amp, J-180 Mtg.	ND	95	24	12670N	
L6 5.9L 5882cc 359cid	2001-99	Bosch Replacement Unit, 160 Amp, 3 Mounting Ears	BO	160	12	12490N	12715N
L6 5.9L 5882cc 359cid		Bosch Replacement Unit, 200 Amp	BO	200	12	12715N	
L6 5.9L 5882cc 359cid		DR 22SI J-180 Mt., 130 Amp, 14.1 Vset	DR	145	12	8078N	7685N
L6 5.9L 5882cc 359cid		DR 22SI J-180 Mt., 130-145 Amp, 14.5 Vset	DR	145	12	8078N-1	7685N
L6 5.9L 5882cc 359cid		DR 22SI J-180 Mt., 145 Amp, 14.1 Vset	DR	145	12	8078N	7685N
L6 5.9L 5882cc 359cid		Leece Neville 2500JB, 90 Amp	LN	130	12	7612N	7613N
L6 5.9L 5882cc 359cid		Leece Neville 2600JB, 105 Amp	LN	130	12	7612N	7613N
L6 5.9L 5882cc 359cid		Leece Neville 2700JB, 130 Amp	LN	130	12	7612N	7613N
L6 5.9L 5882cc 359cid		Leece Neville 2805JB, 145 Amp	LN	160	12	7613N	7613N-LC
L6 5.9L 5882cc 359cid		Leece Neville LC Series, 160 Amp, stator activated, 239 mm Rotor OAL	LN	160	12	7613N-LC	
L6 5.9L 5882cc 359cid		Leece Neville, IR/EF, 160 Amp, trio activated, (235mm rotor OAL)	LN	160	12	7613N	7613N-LC
L6 5.9L 5882cc 359cid		Motorola 8LHA, 130 Amp, Std. Regulator	LN	160	12	8329N	
L6 5.9L 5882cc 359cid		Motorola 8LHA, 140 Amp, Std. Regulator	LN	160	12	8329N	
L6 5.9L 5882cc 359cid		Opt. Serv. Repl., DR 24SI, J180 Mt., 160 Amp	DR	160	12	8718N	
FL 50							
Caterpillar 3126	2004-98	DR 22SI J-180 Mt., 130 Amp, 14.1 Vset	DR	145	12	8078N	7685N
Caterpillar 3126		DR 22SI J-180 Mt., 130-145 Amp, 14.5 Vset	DR	145	12	8078N-1	7685N
Caterpillar 3126		DR 22SI J-180 Mt., 145 Amp, 14.1 Vset	DR	145	12	8078N	7685N
Caterpillar 3126		Opt. Serv. Repl., DR 24SI, J180 Mt., 160 Amp	DR	160	12	8718N	
Caterpillar 3126	2004-94	Bosch Replacement Unit, 160 Amp, 3 Mounting Ears	BO	160	12	12490N	12715N
Caterpillar 3126		Bosch Replacement Unit, 200 Amp	BO	200	12	12715N	
Caterpillar 3126		Leece Neville 2500JB, 90 Amp	LN	130	12	7612N	7613N
Caterpillar 3126		Leece Neville 2600JB, 105 Amp	LN	130	12	7612N	7613N
Caterpillar 3126		Leece Neville 2700JB, 130 Amp	LN	130	12	7612N	7613N
Caterpillar 3126		Leece Neville 2805JB, 145 Amp	LN	160	12	7613N	7613N-LC

ALTERNATORS

ALTERNATORS AND GENERATORS

ENGINE	YEAR	APPLICATION	Mfg	Amp	Volt	PART NO.	OPT. NO.
Freightliner (Cont'd)							
FL 50 (Cont'd)							
Caterpillar 3126	2004-94	Leece Neville LC Series, 160 Amp, stator activated, 239 mm Rotor OAL	LN	160	12	7613N-LC	
Caterpillar 3126		Leece Neville, IR/EF, 160 Amp, trio activated, (235mm rotor OAL)	LN	160	12	7613N	7613N-LC
Caterpillar 3126		Motorola 8LHA, 130 Amp, Std. Regulator	LN	160	12	8329N	
Caterpillar 3126		Motorola 8LHA, 140 Amp, Std. Regulator	LN	160	12	8329N	
Caterpillar 3126	1997-94	Delco 21SI, 115 Amp	DR	145-160	12	7685N	8076N
Caterpillar 3126		Delco 21SI, 130 Amp	DR	130	12	7681N	7685N
Caterpillar 3126		Delco 21SI, 145 Amp, 14.1 Vset	DR	145-160	12	7685N	8076N
Caterpillar 3126		Delco 21SI, 145 Amp, 14.5 Vset	DR	145-160	12	7685N-1	8076N
Cummins 5.9L ISB	2004-98	DR 22SI J-180 Mt., 130 Amp, 14.1 Vset	DR	145	12	8078N	7685N
Cummins 5.9L ISB		DR 22SI J-180 Mt., 130-145 Amp, 14.5 Vset	DR	145	12	8078N-1	7685N
Cummins 5.9L ISB		DR 22SI J-180 Mt., 145 Amp, 14.1 Vset	DR	145	12	8078N	7685N
Cummins 5.9L ISB		Opt. Serv. Repl., DR 24SI, J180 Mt., 160 Amp	DR	160	12	8718N	
Cummins 5.9L ISB	2004-94	Bosch Replacement Unit, 160 Amp, 3 Mounting Ears	BO	160	12	12490N	12715N
Cummins 5.9L ISB		Bosch Replacement Unit, 200 Amp	BO	200	12	12715N	
Cummins 5.9L ISB		Leece Neville 2500JB, 90 Amp	LN	130	12	7612N	7613N
Cummins 5.9L ISB		Leece Neville 2600JB, 105 Amp	LN	130	12	7612N	7613N
Cummins 5.9L ISB		Leece Neville 2700JB, 130 Amp	LN	130	12	7612N	7613N
Cummins 5.9L ISB		Leece Neville 2805JB, 145 Amp	LN	160	12	7613N	7613N-LC
Cummins 5.9L ISB		Leece Neville LC Series, 160 Amp, stator activated, 239 mm Rotor OAL	LN	160	12	7613N-LC	
Cummins 5.9L ISB		Leece Neville, IR/EF, 160 Amp, trio activated, (235mm rotor OAL)	LN	160	12	7613N	7613N-LC
Cummins 5.9L ISB		Motorola 8LHA, 130 Amp, Std. Regulator	LN	160	12	8329N	
Cummins 5.9L ISB		Motorola 8LHA, 140 Amp, Std. Regulator	LN	160	12	8329N	
Cummins 5.9L ISB	1997-94	Delco 21SI, 115 Amp	DR	145-160	12	7685N	8076N
Cummins 5.9L ISB		Delco 21SI, 130 Amp	DR	130	12	7681N	7685N
Cummins 5.9L ISB		Delco 21SI, 145 Amp, 14.1 Vset	DR	145-160	12	7685N	8076N
Cummins 5.9L ISB		Delco 21SI, 145 Amp, 14.5 Vset	DR	145-160	12	7685N-1	8076N
Cummins 8.3L ISC	2003-98	DR 22SI J-180 Mt., 130 Amp, 14.1 Vset	DR	145	12	8078N	7685N
Cummins 8.3L ISC		DR 22SI J-180 Mt., 130-145 Amp, 14.5 Vset	DR	145	12	8078N-1	7685N
Cummins 8.3L ISC		DR 22SI J-180 Mt., 145 Amp, 14.1 Vset	DR	145	12	8078N	7685N
Cummins 8.3L ISC		Opt. Serv. Repl., DR 24SI, J180 Mt., 160 Amp	DR	160	12	8718N	
Cummins 8.3L ISC	2003-94	Bosch Replacement Unit, 160 Amp, 3 Mounting Ears	BO	160	12	12490N	12715N
Cummins 8.3L ISC		Bosch Replacement Unit, 200 Amp	BO	200	12	12715N	
Cummins 8.3L ISC		Leece Neville 2500JB, 90 Amp	LN	130	12	7612N	7613N
Cummins 8.3L ISC		Leece Neville 2600JB, 105 Amp	LN	130	12	7612N	7613N
Cummins 8.3L ISC		Leece Neville 2700JB, 130 Amp	LN	130	12	7612N	7613N
Cummins 8.3L ISC		Leece Neville 2805JB, 145 Amp	LN	160	12	7613N	7613N-LC
Cummins 8.3L ISC		Leece Neville LC Series, 160 Amp, stator activated, 239 mm Rotor OAL	LN	160	12	7613N-LC	
Cummins 8.3L ISC		Leece Neville, IR/EF, 160 Amp, trio activated, (235mm rotor OAL)	LN	160	12	7613N	7613N-LC
Cummins 8.3L ISC		Motorola 8LHA, 130 Amp, Std. Regulator	LN	160	12	8329N	
Cummins 8.3L ISC		Motorola 8LHA, 140 Amp, Std. Regulator	LN	160	12	8329N	
Cummins 8.3L ISC	1997-94	Delco 21SI, 115 Amp	DR	145-160	12	7685N	8076N
Cummins 8.3L ISC		Delco 21SI, 130 Amp	DR	130	12	7681N	7685N
Cummins 8.3L ISC		Delco 21SI, 145 Amp, 14.1 Vset	DR	145-160	12	7685N	8076N
Cummins 8.3L ISC		Delco 21SI, 145 Amp, 14.5 Vset	DR	145-160	12	7685N-1	8076N
Mercedes MBE900	2006-00	Opt. Serv. Repl., DR 24SI, Quad Pad Mt., 130 Amp	DR	160	12	8707N	
Mercedes MBE900	2004-00	Bosch IR/IF, Repl. Unit, Quad Pad Mtg, 160 Amp	BO	160	12	12491N	12716N
Mercedes MBE900		Bosch IR/IF, Repl. Unit, Quad Pad Mtg, 200 Amp	BO	200	12	12716N	
Mercedes MBE900		Delco 22SI, Quad Pad Mt, 100 Amp	DR	145	12	8362N	12491N
Mercedes MBE900		Delco 22SI, Quad Pad Mt, 145 Amp	DR	145	12	8362N	12491N
Mercedes MBE900		DR 22SI Quad Pad Mt., 130 Amp	DR	145	12	8362N	12491N
Mercedes MBE900		Opt. Ser. Repl. DR 24SI, Quad Pad Mt., 160 Amp	DR	160	12	8719N	
Mercedes MBE900		Opt. Serv. Repl., DR 24SI Quad Pad Mt., 145 Amp	DR	160	12	8707N	
Mercedes MBE900		Opt. Serv. Repl., DR 24SI Quad Pad Mt., 160 Amp	DR	160	12	8707N	
FL 90							
Cummins 5.9L ISB	1993-92	Bosch Replacement Unit, 160 Amp, 3 Mounting Ears	BO	160	12	12490N	12715N
Cummins 5.9L ISB		Bosch Replacement Unit, 200 Amp	BO	200	12	12715N	
Cummins 5.9L ISB		Delco 21SI, 100 Amp	DR	130	12	7681N	7685N
Cummins 5.9L ISB		Delco 21SI, 130 Amp	DR	130	12	7681N	7685N
Cummins 5.9L ISB		Delco 21SI, 145 Amp, 14.1 Vset	DR	145-160	12	7685N	8076N

ALTERNATORS AND GENERATORS

ENGINE	YEAR	APPLICATION	Mfg	Amp	Volt	PART NO.	OPT. NO.
Freightliner (Cont'd)							
FL 90 (Cont'd)							
Cummins 5.9L ISB	1993-92	Delco 21SI, 145 Amp, 14.5 Vset	DR	145-160	12	7685N-1	8076N
Cummins 5.9L ISB		Delco 25SI Alternator	DR	85	12	8066N	
Cummins 5.9L ISB		Delco 26SI, 85 Amp, w/Relay Terminal	DR	85	12	8066N	
Cummins 5.9L ISB		Delco CS130 Alternator	DR	100-105	12	7687N	
Cummins 5.9L ISB		DR 30SI, 105 Amp, w/R Pin, w/o Transformer	DR	105	12	7940N	
Cummins 5.9L ISB		Leece Neville 2500JB, 90 Amp	LN	130	12	7612N	7613N
Cummins 5.9L ISB		Leece Neville 2600JB, 105 Amp	LN	130	12	7612N	7613N
Cummins 5.9L ISB		Leece Neville 2700JB, 130 Amp	LN	130	12	7612N	7613N
Cummins 5.9L ISB		Leece Neville 2805JB, 145 Amp	LN	160	12	7613N	7613N-LC
Cummins 5.9L ISB		Leece Neville LC Series, 160 Amp, stator activated, 239 mm Rotor OAL	LN	160	12	7613N-LC	
Cummins 5.9L ISB		Leece Neville, IR/EF, 160 Amp, trio activated, (235mm rotor OAL)	LN	160	12	7613N	7613N-LC
Cummins 5.9L ISB		Motorola 8LHA, 130 Amp, Std. Regulator	LN	160	12	8329N	
Cummins 5.9L ISB		Motorola 8LHA, 140 Amp, Std. Regulator	LN	160	12	8329N	
Cummins 8.3L ISC	1993-89	Bosch Replacement Unit, 160 Amp, 3 Mounting Ears	BO	160	12	12490N	12715N
Cummins 8.3L ISC		Bosch Replacement Unit, 200 Amp	BO	200	12	12715N	
Cummins 8.3L ISC		Delco 21SI, 100 Amp	DR	130	12	7681N	7685N
Cummins 8.3L ISC		Delco 21SI, 130 Amp	DR	130	12	7681N	7685N
Cummins 8.3L ISC		Delco 21SI, 145 Amp, 14.1 Vset	DR	145-160	12	7685N	8076N
Cummins 8.3L ISC		Delco 21SI, 145 Amp, 14.5 Vset	DR	145-160	12	7685N-1	8076N
Cummins 8.3L ISC		Delco 25SI Alternator	DR	85	12	8066N	
Cummins 8.3L ISC		Delco 26SI, 85 Amp, w/Relay Terminal	DR	85	12	8066N	
Cummins 8.3L ISC		DR 30SI, 105 Amp, w/R Pin, w/o Transformer	DR	105	12	7940N	
Cummins 8.3L ISC		Leece Neville 2500JB, 90 Amp	LN	130	12	7612N	7613N
Cummins 8.3L ISC		Leece Neville 2600JB, 105 Amp	LN	130	12	7612N	7613N
Cummins 8.3L ISC		Leece Neville 2700JB, 130 Amp	LN	130	12	7612N	7613N
Cummins 8.3L ISC		Leece Neville 2805JB, 145 Amp	LN	160	12	7613N	7613N-LC
Cummins 8.3L ISC	Leece Neville LC Series, 160 Amp, stator activated, 239 mm Rotor OAL	LN	160	12	7613N-LC		
Cummins 8.3L ISC	Leece Neville, IR/EF, 160 Amp, trio activated, (235mm rotor OAL)	LN	160	12	7613N	7613N-LC	
Cummins 8.3L ISC	Motorola 8LHA, 130 Amp, Std. Regulator	LN	160	12	8329N		
Cummins 8.3L ISC	Motorola 8LHA, 140 Amp, Std. Regulator	LN	160	12	8329N		
DD 50 Series	1993-92	Bosch Replacement Unit, 160 Amp, 3 Mounting Ears	BO	160	12	12490N	12715N
DD 50 Series		Bosch Replacement Unit, 200 Amp	BO	200	12	12715N	
DD 50 Series		Delco 21SI, 100 Amp	DR	130	12	7681N	7685N
DD 50 Series		Delco 21SI, 130 Amp	DR	130	12	7681N	7685N
DD 50 Series		Delco 21SI, 145 Amp, 14.1 Vset	DR	145-160	12	7685N	8076N
DD 50 Series		Delco 21SI, 145 Amp, 14.5 Vset	DR	145-160	12	7685N-1	8076N
DD 50 Series		Delco 25SI Alternator	DR	85	12	8066N	
DD 50 Series		Delco 26SI, 85 Amp, w/Relay Terminal	DR	85	12	8066N	
DD 50 Series		DR 30SI, 105 Amp, w/R Pin, w/o Transformer	DR	105	12	7940N	
DD 50 Series		Leece Neville 2500JB, 90 Amp	LN	130	12	7612N	7613N
DD 50 Series		Leece Neville 2600JB, 105 Amp	LN	130	12	7612N	7613N
DD 50 Series		Leece Neville 2700JB, 130 Amp	LN	130	12	7612N	7613N
DD 50 Series		Leece Neville 2805JB, 145 Amp	LN	160	12	7613N	7613N-LC
DD 50 Series	Leece Neville LC Series, 160 Amp, stator activated, 239 mm Rotor OAL	LN	160	12	7613N-LC		
DD 50 Series	Leece Neville, IR/EF, 160 Amp, trio activated, (235mm rotor OAL)	LN	160	12	7613N	7613N-LC	
DD 50 Series	Motorola 8LHA, 130 Amp, Std. Regulator	LN	160	12	8329N		
DD 50 Series	Motorola 8LHA, 140 Amp, Std. Regulator	LN	160	12	8329N		
Mercedes OM366	1993-89	Bosch Replacement Unit, 160 Amp, 3 Mounting Ears	BO	160	12	12490N	12715N
Mercedes OM366		Bosch Replacement Unit, 200 Amp	BO	200	12	12715N	
Mercedes OM366		Delco 21SI, 100 Amp	DR	130	12	7681N	7685N
Mercedes OM366		Delco 21SI, 130 Amp	DR	130	12	7681N	7685N
Mercedes OM366		Delco 21SI, 145 Amp, 14.1 Vset	DR	145-160	12	7685N	8076N
Mercedes OM366		Delco 21SI, 145 Amp, 14.5 Vset	DR	145-160	12	7685N-1	8076N
Mercedes OM366		Delco 25SI Alternator	DR	85	12	8066N	
Mercedes OM366		Delco 26SI, 85 Amp, w/Relay Terminal	DR	85	12	8066N	
Mercedes OM366		DR 30SI, 105 Amp, w/R Pin, w/o Transformer	DR	105	12	7940N	
Mercedes OM366		Leece Neville 2500JB, 90 Amp	LN	130	12	7612N	7613N
Mercedes OM366		Leece Neville 2600JB, 105 Amp	LN	130	12	7612N	7613N
Mercedes OM366		Leece Neville 2700JB, 130 Amp	LN	130	12	7612N	7613N
Mercedes OM366		Leece Neville 2805JB, 145 Amp	LN	160	12	7613N	7613N-LC

ALTERNATORS

ALTERNATORS AND GENERATORS

ENGINE	YEAR	APPLICATION	Mfg	Amp	Volt	PART NO.	OPT. NO.
Freightliner (Cont'd)							
FL 90 (Cont'd)							
Mercedes OM366	1993-89	Leece Neville LC Series, 160 Amp, stator activated, 239 mm Rotor OAL	LN	160	12	7613N-LC	
Mercedes OM366		Leece Neville, IR/EF, 160 Amp, trio activated, (235mm rotor OAL)	LN	160	12	7613N	7613N-LC
Mercedes OM366		Motorola 8LHA, 130 Amp, Std. Regulator	LN	160	12	8329N	
Mercedes OM366		Motorola 8LHA, 140 Amp, Std. Regulator	LN	160	12	8329N	
FL, FLC 112 / 120							
555	2000	ND IR/ EF, 24V/ 65 Amp, J-180 Mtg.	ND	95	24	12670N	
Cat. 3306, 10.5L Diesel.	2008-03	LN IR/ EF, Quad Mt., Opt. Serv. Repl., 12V / 185 Amp	LN	185	12	8676N	
Cat. 3408, 18.0L Diesel.		LN IR/ EF, Quad Mt., Opt. Serv. Repl., 12V / 185 Amp	LN	185	12	8676N	
Caterpillar 3176	1999-98	DR 22SI J-180 Mt., 130 Amp, 14.1 Vset	DR	145	12	8078N	7685N
Caterpillar 3176		DR 22SI J-180 Mt., 130-145 Amp, 14.5 Vset	DR	145	12	8078N-1	7685N
Caterpillar 3176		DR 22SI J-180 Mt., 145 Amp, 14.1 Vset	DR	145	12	8078N	7685N
Caterpillar 3176		DR 33SI, J-180 Mt., #10 R Term., 135 Amp, Std.	DR	135	12	8083N	8612N
Caterpillar 3176		DR 33SI, J-180Mt., #10 R Term, 110 Amp, Std.	DR	110	12	8081N	8612N
Caterpillar 3176		Opt. Serv. Repl., DR 24SI, J180 Mt., 160 Amp	DR	160	12	8718N	
Caterpillar 3176	1999-89	Leece Neville 2700JB, 130 Amp	LN	130	12	7612N	7613N
Caterpillar 3176		Leece Neville 2805JB, 145 Amp	LN	160	12	7613N	7613N-LC
Caterpillar 3176		Leece Neville LC Series, 160 Amp, stator activated, 239 mm Rotor OAL	LN	160	12	7613N-LC	
Caterpillar 3176		Leece Neville, IR/EF, 160 Amp, trio activated, (235mm rotor OAL)	LN	160	12	7613N	7613N-LC
Caterpillar 3176		Motorola 8LHA, 130 Amp, Std. Regulator	LN	160	12	8329N	
Caterpillar 3176		Motorola 8LHA, 140 Amp, Std. Regulator	LN	160	12	8329N	
Caterpillar 3176	1999-86	Bosch Replacement Unit, 160 Amp, 3 Mounting Ears	BO	160	12	12490N	12715N
Caterpillar 3176		Bosch Replacement Unit, 200 Amp	BO	200	12	12715N	
Caterpillar 3176		Leece Neville 2500JB, 90 Amp	LN	130	12	7612N	7613N
Caterpillar 3176		Leece Neville 2600JB, 105 Amp	LN	130	12	7612N	7613N
Caterpillar 3176	1997-94	Delco 21SI, 115 Amp	DR	145-160	12	7685N	8076N
Caterpillar 3176		Delco 21SI, 130 Amp	DR	130	12	7681N	7685N
Caterpillar 3176		Delco 21SI, 145 Amp, 14.1 Vset	DR	145-160	12	7685N	8076N
Caterpillar 3176		Delco 21SI, 145 Amp, 14.5 Vset	DR	145-160	12	7685N-1	8076N
Caterpillar 3176	1993-89	Delco 21SI, 130 Amp	DR	130	12	7681N	7685N
Caterpillar 3176		Delco 21SI, 145 Amp, 14.1 Vset	DR	145-160	12	7685N	8076N
Caterpillar 3176		Delco 21SI, 145 Amp, 14.5 Vset	DR	145-160	12	7685N-1	8076N
Caterpillar 3176		Delco 25SI Alternator	DR	85	12	8066N	
Caterpillar 3176		Delco 26SI, 85 Amp, w/Relay Terminal	DR	85	12	8066N	
Caterpillar 3176		DR 30SI, 105 Amp, w/R Pin, w/o Transformer	DR	105	12	7940N	
Caterpillar 3176	1988-86	30SI Delco	DR	90	12	7256N	
Caterpillar 3176		30SI Delco	DR	90	12	7262N	
Caterpillar 3176		Delco 25SI Alternator	DR	75	12	7255N	8066N
Caterpillar 3176		Motorola Loadhandler	LN	160	12	8329N	
Caterpillar 3306	1999-98	DR 22SI J-180 Mt., 130 Amp, 14.1 Vset	DR	145	12	8078N	7685N
Caterpillar 3306		DR 22SI J-180 Mt., 130-145 Amp, 14.5 Vset	DR	145	12	8078N-1	7685N
Caterpillar 3306		DR 22SI J-180 Mt., 145 Amp, 14.1 Vset	DR	145	12	8078N	7685N
Caterpillar 3306		DR 33SI, J-180 Mt., #10 R Term., 135 Amp, Std.	DR	135	12	8083N	8612N
Caterpillar 3306		DR 33SI, J-180Mt., #10 R Term, 110 Amp, Std.	DR	110	12	8081N	8612N
Caterpillar 3306		Opt. Serv. Repl., DR 24SI, J180 Mt., 160 Amp	DR	160	12	8718N	
Caterpillar 3306	1999-89	Leece Neville 2700JB, 130 Amp	LN	130	12	7612N	7613N
Caterpillar 3306		Leece Neville 2805JB, 145 Amp	LN	160	12	7613N	7613N-LC
Caterpillar 3306		Leece Neville LC Series, 160 Amp, stator activated, 239 mm Rotor OAL	LN	160	12	7613N-LC	
Caterpillar 3306		Leece Neville, IR/EF, 160 Amp, trio activated, (235mm rotor OAL)	LN	160	12	7613N	7613N-LC
Caterpillar 3306		Motorola 8LHA, 130 Amp, Std. Regulator	LN	160	12	8329N	
Caterpillar 3306		Motorola 8LHA, 140 Amp, Std. Regulator	LN	160	12	8329N	
Caterpillar 3306	1999-79	Bosch Replacement Unit, 160 Amp, 3 Mounting Ears	BO	160	12	12490N	12715N
Caterpillar 3306		Bosch Replacement Unit, 200 Amp	BO	200	12	12715N	
Caterpillar 3306		Leece Neville 2500JB, 90 Amp	LN	130	12	7612N	7613N
Caterpillar 3306		Leece Neville 2600JB, 105 Amp	LN	130	12	7612N	7613N
Caterpillar 3306	1997-94	Delco 21SI, 115 Amp	DR	145-160	12	7685N	8076N
Caterpillar 3306		Delco 21SI, 130 Amp	DR	130	12	7681N	7685N
Caterpillar 3306		Delco 21SI, 145 Amp, 14.1 Vset	DR	145-160	12	7685N	8076N
Caterpillar 3306		Delco 21SI, 145 Amp, 14.5 Vset	DR	145-160	12	7685N-1	8076N
Caterpillar 3306	1993-89	Delco 21SI, 130 Amp	DR	130	12	7681N	7685N

ALTERNATORS

ALTERNATORS AND GENERATORS

ENGINE	YEAR	APPLICATION	Mfg	Amp	Volt	PART NO.	OPT. NO.
Freightliner (Cont'd)							
FL, FLC 112 / 120 (Cont'd)							
Caterpillar 3306	1993-89	Delco 21SI, 145 Amp, 14.1 Vset	DR	145-160	12	7685N	8076N
Caterpillar 3306		Delco 21SI, 145 Amp, 14.5 Vset	DR	145-160	12	7685N-1	8076N
Caterpillar 3306		Delco 25SI Alternator	DR	85	12	8066N	
Caterpillar 3306		Delco 26SI, 85 Amp, w/Relay Terminal	DR	85	12	8066N	
Caterpillar 3306		DR 30SI, 105 Amp, w/R Pin, w/o Transformer	DR	105	12	7940N	
Caterpillar 3306	1988-79	30SI Delco	DR	90	12	7256N	
Caterpillar 3306		30SI Delco	DR	90	12	7262N	
Caterpillar 3306		Delco 25SI Alternator	DR	75	12	7255N	8066N
Caterpillar 3306		Motorola Loadhandler	LN	160	12	8329N	
Caterpillar 3306, 10.5L	2008-03	Leece-Neville, IR/ EF, 270 Amp, Pad Mount	LN	270	12	8681N	
Caterpillar 3306, 10.5L		LN, ER / EF, Dual Ft. Mt., 185 Amp	LN	185	12	8674N	
Caterpillar 3306, 10.5L		LN, IR / EF 185 Amp, B. Post-left	LN	185	12	8658N	8745N
Caterpillar 3306, 10.5L		LN, IR / EF, 185 Amp, B. Post-right	LN	185	12	8673N	8658N
Caterpillar 3306, 10.5L	2007-03	LN IR/ EF, 270 Amp, Quad Pad Mt.	LN	270	12	8681N	
Caterpillar 3306, 10.5L	2003-98	LN, 270 Amp, J-180 Mt., Ign. Stud, Int. Sense, B. Post-right	LN	270	12	8654N	
Caterpillar 3306, 10.5L	2003-97	LN IR/ EF, 270 Amp, J-180 Mtg., SE Reg.	LN	270	12	8322N	
Caterpillar 3406	1999-98	DR 22SI J-180 Mt., 130 Amp, 14.1 Vset	DR	145	12	8078N	7685N
Caterpillar 3406		DR 22SI J-180 Mt., 130-145 Amp, 14.5 Vset	DR	145	12	8078N-1	7685N
Caterpillar 3406		DR 22SI J-180 Mt., 145 Amp, 14.1 Vset	DR	145	12	8078N	7685N
Caterpillar 3406		DR 33SI, J-180 Mt., #10 R Term., 135 Amp, Std.	DR	135	12	8083N	8612N
Caterpillar 3406		DR 33SI, J-180Mt., #10 R Term, 110 Amp, Std.	DR	110	12	8081N	8612N
Caterpillar 3406		Opt. Serv. Repl., DR 24SI, J180 Mt., 160 Amp	DR	160	12	8718N	
Caterpillar 3406	1999-89	Leece Neville 2700JB, 130 Amp	LN	130	12	7612N	7613N
Caterpillar 3406		Leece Neville 2805JB, 145 Amp	LN	160	12	7613N	7613N-LC
Caterpillar 3406		Leece Neville LC Series, 160 Amp, stator activated, 239 mm Rotor OAL	LN	160	12	7613N-LC	
Caterpillar 3406		Leece Neville, IR/EF, 160 Amp, trio activated, (235mm rotor OAL)	LN	160	12	7613N	7613N-LC
Caterpillar 3406		Motorola 8LHA, 130 Amp, Std. Regulator	LN	160	12	8329N	
Caterpillar 3406		Motorola 8LHA, 140 Amp, Std. Regulator	LN	160	12	8329N	
Caterpillar 3406	1999-79	Bosch Replacement Unit, 160 Amp, 3 Mounting Ears	BO	160	12	12490N	12715N
Caterpillar 3406		Bosch Replacement Unit, 200 Amp	BO	200	12	12715N	
Caterpillar 3406		Leece Neville 2500JB, 90 Amp	LN	130	12	7612N	7613N
Caterpillar 3406		Leece Neville 2600JB, 105 Amp	LN	130	12	7612N	7613N
Caterpillar 3406	1997-94	Delco 21SI, 115 Amp	DR	145-160	12	7685N	8076N
Caterpillar 3406		Delco 21SI, 130 Amp	DR	130	12	7681N	7685N
Caterpillar 3406		Delco 21SI, 145 Amp, 14.1 Vset	DR	145-160	12	7685N	8076N
Caterpillar 3406		Delco 21SI, 145 Amp, 14.5 Vset	DR	145-160	12	7685N-1	8076N
Caterpillar 3406	1993-89	Delco 21SI, 130 Amp	DR	130	12	7681N	7685N
Caterpillar 3406		Delco 21SI, 145 Amp, 14.1 Vset	DR	145-160	12	7685N	8076N
Caterpillar 3406		Delco 21SI, 145 Amp, 14.5 Vset	DR	145-160	12	7685N-1	8076N
Caterpillar 3406		Delco 25SI Alternator	DR	85	12	8066N	
Caterpillar 3406		Delco 26SI, 85 Amp, w/Relay Terminal	DR	85	12	8066N	
Caterpillar 3406		DR 30SI, 105 Amp, w/R Pin, w/o Transformer	DR	105	12	7940N	
Caterpillar 3406	1988-79	30SI Delco	DR	90	12	7256N	
Caterpillar 3406		30SI Delco	DR	90	12	7262N	
Caterpillar 3406		Delco 25SI Alternator	DR	75	12	7255N	8066N
Caterpillar 3406		Motorola Loadhandler	LN	160	12	8329N	
Caterpillar 3408	1987-79	30SI Delco	DR	90	12	7256N	
Caterpillar 3408		30SI Delco	DR	90	12	7262N	
Caterpillar 3408		Bosch Replacement Unit, 160 Amp, 3 Mounting Ears	BO	160	12	12490N	12715N
Caterpillar 3408		Bosch Replacement Unit, 200 Amp	BO	200	12	12715N	
Caterpillar 3408		Delco 25SI Alternator	DR	75	12	7255N	8066N
Caterpillar 3408		Leece Neville 2500JB, 90 Amp	LN	130	12	7612N	7613N
Caterpillar 3408		Leece Neville 2600JB, 105 Amp	LN	130	12	7612N	7613N
Caterpillar 3408		Motorola Loadhandler	LN	160	12	8329N	
Caterpillar 3408, 18.0L	2008-03	Leece-Neville, IR/ EF, 270 Amp, Pad Mount	LN	270	12	8681N	
Caterpillar 3408, 18.0L		LN, ER / EF, Dual Ft. Mt., 185 Amp	LN	185	12	8674N	
Caterpillar 3408, 18.0L		LN, IR / EF 185 Amp, B. Post-left	LN	185	12	8658N	8745N
Caterpillar 3408, 18.0L		LN, IR / EF, 185 Amp, B. Post-right	LN	185	12	8673N	8658N
Caterpillar 3408, 18.0L	2007-03	LN IR/ EF, 270 Amp, Quad Pad Mt.	LN	270	12	8681N	
Caterpillar 3408, 18.0L	2003-98	LN, 270 Amp, J-180 Mt., Ign. Stud, Int. Sense, B. Post-right	LN	270	12	8654N	
Caterpillar 3408, 18.0L	2003-97	LN IR/ EF, 270 Amp, J-180 Mtg., SE Reg.	LN	270	12	8322N	
Caterpillar C-10	2001-98	DR 22SI J-180 Mt., 130 Amp, 14.1 Vset	DR	145	12	8078N	7685N
Caterpillar C-10		DR 22SI J-180 Mt., 130-145 Amp, 14.5 Vset	DR	145	12	8078N-1	7685N
Caterpillar C-10		DR 22SI J-180 Mt., 145 Amp, 14.1 Vset	DR	145	12	8078N	7685N

ALTERNATORS

ALTERNATORS AND GENERATORS

ENGINE	YEAR	APPLICATION	Mfg	Amp	Volt	PART NO.	OPT. NO.
Freightliner (Cont'd)							
FL, FLC 112 / 120 (Cont'd)							
Caterpillar C-10	2001-98	DR 33SI, J-180 Mt., #10 R Term., 135 Amp, Std.	DR	135	12	8083N	8612N
Caterpillar C-10		DR 33SI, J-180Mt., #10 R Term., 110 Amp, Std.	DR	110	12	8081N	8612N
Caterpillar C-10		Opt. Serv. Repl., DR 24SI, J180 Mt., 160 Amp	DR	160	12	8718N	
Caterpillar C-10	2001-94	Bosch Replacement Unit, 160 Amp, 3 Mounting Ears	BO	160	12	12490N	12715N
Caterpillar C-10		Bosch Replacement Unit, 200 Amp	BO	200	12	12715N	
Caterpillar C-10		Leece Neville 2500JB, 90 Amp	LN	130	12	7612N	7613N
Caterpillar C-10		Leece Neville 2600JB, 105 Amp	LN	130	12	7612N	7613N
Caterpillar C-10		Leece Neville 2700JB, 130 Amp	LN	130	12	7612N	7613N
Caterpillar C-10		Leece Neville 2805JB, 145 Amp	LN	160	12	7613N	7613N-LC
Caterpillar C-10		Leece Neville LC Series, 160 Amp, stator activated, 239 mm Rotor OAL	LN	160	12	7613N-LC	
Caterpillar C-10		Leece Neville, IR/EF, 160 Amp, trio activated, (235mm rotor OAL)	LN	160	12	7613N	7613N-LC
Caterpillar C-10		Motorola 8LHA, 130 Amp, Std. Regulator	LN	160	12	8329N	
Caterpillar C-10		Motorola 8LHA, 140 Amp, Std. Regulator	LN	160	12	8329N	
Caterpillar C-10	1997-94	Delco 21SI, 115 Amp	DR	145-160	12	7685N	8076N
Caterpillar C-10		Delco 21SI, 130 Amp	DR	130	12	7681N	7685N
Caterpillar C-10		Delco 21SI, 145 Amp, 14.1 Vset	DR	145-160	12	7685N	8076N
Caterpillar C-10		Delco 21SI, 145 Amp, 14.5 Vset	DR	145-160	12	7685N-1	8076N
Caterpillar C-12	2003-98	DR 22SI J-180 Mt., 130 Amp, 14.1 Vset	DR	145	12	8078N	7685N
Caterpillar C-12		DR 22SI J-180 Mt., 130-145 Amp, 14.5 Vset	DR	145	12	8078N-1	7685N
Caterpillar C-12		DR 22SI J-180 Mt., 145 Amp, 14.1 Vset	DR	145	12	8078N	7685N
Caterpillar C-12		DR 33SI, J-180 Mt., #10 R Term., 135 Amp, Std.	DR	135	12	8083N	8612N
Caterpillar C-12		DR 33SI, J-180Mt., #10 R Term., 110 Amp, Std.	DR	110	12	8081N	8612N
Caterpillar C-12		Opt. Serv. Repl., DR 24SI, J180 Mt., 160 Amp	DR	160	12	8718N	
Caterpillar C-12	2003-94	Bosch Replacement Unit, 160 Amp, 3 Mounting Ears	BO	160	12	12490N	12715N
Caterpillar C-12		Bosch Replacement Unit, 200 Amp	BO	200	12	12715N	
Caterpillar C-12		Leece Neville 2500JB, 90 Amp	LN	130	12	7612N	7613N
Caterpillar C-12		Leece Neville 2600JB, 105 Amp	LN	130	12	7612N	7613N
Caterpillar C-12		Leece Neville 2700JB, 130 Amp	LN	130	12	7612N	7613N
Caterpillar C-12		Leece Neville 2805JB, 145 Amp	LN	160	12	7613N	7613N-LC
Caterpillar C-12		Leece Neville LC Series, 160 Amp, stator activated, 239 mm Rotor OAL	LN	160	12	7613N-LC	
Caterpillar C-12		Leece Neville, IR/EF, 160 Amp, trio activated, (235mm rotor OAL)	LN	160	12	7613N	7613N-LC
Caterpillar C-12		Motorola 8LHA, 130 Amp, Std. Regulator	LN	160	12	8329N	
Caterpillar C-12		Motorola 8LHA, 140 Amp, Std. Regulator	LN	160	12	8329N	
Caterpillar C-12	1997-94	Delco 21SI, 115 Amp	DR	145-160	12	7685N	8076N
Caterpillar C-12		Delco 21SI, 130 Amp	DR	130	12	7681N	7685N
Caterpillar C-12		Delco 21SI, 145 Amp, 14.1 Vset	DR	145-160	12	7685N	8076N
Caterpillar C-12		Delco 21SI, 145 Amp, 14.5 Vset	DR	145-160	12	7685N-1	8076N
Caterpillar C13, 12.5L	2003-97	LN IR/ EF, 270 Amp, J-180 Mtg., SE Reg.	LN	270	12	8322N	
Cummins 555	1987-79	30SI Delco	DR	90	12	7256N	
Cummins 555		30SI Delco	DR	90	12	7262N	
Cummins 555		Bosch Replacement Unit, 160 Amp, 3 Mounting Ears	BO	160	12	12490N	12715N
Cummins 555		Bosch Replacement Unit, 200 Amp	BO	200	12	12715N	
Cummins 555		Delco 25SI Alternator	DR	75	12	7255N	8066N
Cummins 555		Leece Neville 2500JB, 90 Amp	LN	130	12	7612N	7613N
Cummins 555		Leece Neville 2600JB, 105 Amp	LN	130	12	7612N	7613N
Cummins 555		Motorola Loadhandler	LN	160	12	8329N	
Cummins 555, 9.1L	2008-03	Leece-Neville, IR/ EF, 270 Amp, Pad Mount	LN	270	12	8681N	
Cummins 555, 9.1L		LN, ER / EF, Dual Ft. Mt., 185 Amp	LN	185	12	8674N	
Cummins 555, 9.1L		LN, IR / EF 185 Amp, B. Post-left	LN	185	12	8658N	8745N
Cummins 555, 9.1L		LN, IR / EF, 185 Amp, B. Post-right	LN	185	12	8673N	8658N
Cummins 555, 9.1L	2007-03	LN IR/ EF, 270 Amp, Quad Pad Mt.	LN	270	12	8681N	
Cummins 555, 9.1L	2003-98	LN, 270 Amp, J-180 Mt., Ign. Stud, Int. Sense, B. Post-right	LN	270	12	8654N	
Cummins 555, 9.1L	2003-97	LN IR/ EF, 270 Amp, J-180 Mtg., SE Reg.	LN	270	12	8322N	
Cummins 555, 9.1L Diesel.	2008-03	LN IR/ EF, Quad Mt., Opt. Serv. Repl., 12V / 185 Amp	LN	185	12	8676N	
Cummins 8.3L ISC	1993-89	Delco 21SI, 130 Amp	DR	130	12	7681N	7685N
Cummins 8.3L ISC		Delco 21SI, 145 Amp, 14.1 Vset	DR	145-160	12	7685N	8076N
Cummins 8.3L ISC		Delco 21SI, 145 Amp, 14.5 Vset	DR	145-160	12	7685N-1	8076N
Cummins 8.3L ISC		Delco 25SI Alternator	DR	85	12	8066N	
Cummins 8.3L ISC		Delco 26SI, 85 Amp, w/Relay Terminal	DR	85	12	8066N	
Cummins 8.3L ISC		DR 30SI, 105 Amp, w/R Pin, w/o Transformer	DR	105	12	7940N	
Cummins 8.3L ISC		Leece Neville 2700JB, 130 Amp	LN	130	12	7612N	7613N
Cummins 8.3L ISC		Leece Neville 2805JB, 145 Amp	LN	160	12	7613N	7613N-LC

ALTERNATORS AND GENERATORS

ENGINE	YEAR	APPLICATION	Mfg	Amp	Volt	PART NO.	OPT. NO.
Freightliner (Cont'd)							
FL, FLC 112 / 120 (Cont'd)							
Cummins 8.3L ISC	1993-89	Leece Neville LC Series, 160 Amp, stator activated, 239 mm Rotor OAL	LN	160	12	7613N-LC	
Cummins 8.3L ISC		Leece Neville, IR/EF, 160 Amp, trio activated, (235mm rotor OAL)	LN	160	12	7613N	7613N-LC
Cummins 8.3L ISC		Motorola 8LHA, 130 Amp, Std. Regulator	LN	160	12	8329N	
Cummins 8.3L ISC		Motorola 8LHA, 140 Amp, Std. Regulator	LN	160	12	8329N	
Cummins 8.3L ISC	1993-86	Bosch Replacement Unit, 160 Amp, 3 Mounting Ears	BO	160	12	12490N	12715N
Cummins 8.3L ISC		Bosch Replacement Unit, 200 Amp	BO	200	12	12715N	
Cummins 8.3L ISC		Leece Neville 2500JB, 90 Amp	LN	130	12	7612N	7613N
Cummins 8.3L ISC		Leece Neville 2600JB, 105 Amp	LN	130	12	7612N	7613N
Cummins 8.3L ISC	1988-86	30SI Delco	DR	90	12	7256N	
Cummins 8.3L ISC		30SI Delco	DR	90	12	7262N	
Cummins 8.3L ISC		Delco 25SI Alternator	DR	75	12	7255N	8066N
Cummins 8.3L ISC		Motorola Loadhandler	LN	160	12	8329N	
Cummins 855	2008-03	Leece-Neville, IR/ EF, 270 Amp, Pad Mount	LN	270	12	8681N	
Cummins 855		LN, ER / EF, Dual Ft. Mt., 185 Amp	LN	185	12	8674N	
Cummins 855		LN, IR / EF 185 Amp, B. Post-left	LN	185	12	8658N	8745N
Cummins 855		LN, IR / EF, 185 Amp, B. Post-right	LN	185	12	8673N	8658N
Cummins 855	2007-03	LN IR/ EF, 270 Amp, Quad Pad Mt.	LN	270	12	8681N	
Cummins 855	2003-98	LN, 270 Amp, J-180 Mt., Ign. Stud. Int. Sense, B. Post-right	LN	270	12	8654N	
Cummins 855	2003-97	LN IR/ EF, 270 Amp, J-180 Mtg., SE Reg.	LN	270	12	8322N	
Cummins 855 / BC III	1987-82	30SI Delco	DR	90	12	7256N	
Cummins 855 / BC III		30SI Delco	DR	90	12	7262N	
Cummins 855 / BC III		Bosch Replacement Unit, 160 Amp, 3 Mounting Ears	BO	160	12	12490N	12715N
Cummins 855 / BC III		Bosch Replacement Unit, 200 Amp	BO	200	12	12715N	
Cummins 855 / BC III		Delco 25SI Alternator	DR	75	12	7255N	8066N
Cummins 855 / BC III		Leece Neville 2500JB, 90 Amp	LN	130	12	7612N	7613N
Cummins 855 / BC III		Leece Neville 2600JB, 105 Amp	LN	130	12	7612N	7613N
Cummins 855 / BC III		Motorola Loadhandler	LN	160	12	8329N	
Cummins 855 / BC III Diesel.	2008-03	LN IR/ EF, Quad Mt., Opt. Serv. Repl., 12V / 185 Amp	LN	185	12	8676N	
Cummins 8V-903, 14.8L		Leece-Neville, IR/ EF, 270 Amp, Pad Mount	LN	270	12	8681N	
Cummins 8V-903, 14.8L		LN, ER / EF, Dual Ft. Mt., 185 Amp	LN	185	12	8674N	
Cummins 8V-903, 14.8L		LN, IR / EF 185 Amp, B. Post-left	LN	185	12	8658N	8745N
Cummins 8V-903, 14.8L		LN, IR / EF, 185 Amp, B. Post-right	LN	185	12	8673N	8658N
Cummins 8V-903, 14.8L	2007-03	LN IR/ EF, 270 Amp, Quad Pad Mt.	LN	270	12	8681N	
Cummins 8V-903, 14.8L	2003-98	LN, 270 Amp, J-180 Mt., Ign. Stud. Int. Sense, B. Post-right	LN	270	12	8654N	
Cummins 8V-903, 14.8L	2003-97	LN IR/ EF, 270 Amp, J-180 Mtg., SE Reg.	LN	270	12	8322N	
Cummins ISM	2008-00	DR36SI HP, Quad Pad Mt., 170 Amp, High Temp Pkg.	DR	170	12	8614N	
Cummins ISM	2003-00	Bosch IR/IF, Repl. Unit, Quad Pad Mtg, 160 Amp	BO	160	12	12491N	12716N
Cummins ISM		Bosch IR/IF, Repl. Unit, Quad Pad Mtg, 200 Amp	BO	200	12	12716N	
Cummins ISM		Delco 22SI, Quad Pad Mt, 100 Amp	DR	145	12	8362N	12491N
Cummins ISM		Delco 22SI, Quad Pad Mt, 145 Amp	DR	145	12	8362N	12491N
Cummins ISM		DR 22SI Quad Pad Mt., 130 Amp	DR	145	12	8362N	12491N
Cummins ISM		DR 34SI, Quad Pad Mtg., 135 Amp, Remote Sense	DR	140	12	8609N	8614N
Cummins ISM		DR 34SI, Quad Pad Mtg., 135 Amp, Road Gang Pkg.	DR	140	12	8609N	8614N
Cummins ISM		DR 35SI HP, Quad Pad Mt., 140 Amp, High Temp. Pkg.	DR	140	12	8609N	8614N
Cummins ISM		DR 35SI, Quad Pad Mt, 110 Amp Std.	DR	140	12	8609N	8614N
Cummins ISM		DR 35SI, Quad Pad Mt., 135 Amp, Remote Sense	DR	140	12	8609N	8614N
Cummins ISM		DR 35SI, Quad Pad Mt., 135 Amp, Road Gang Pkg.	DR	140	12	8609N	8614N
Cummins ISM		DR 35SI, Quad Pad Mt., 135 Amp, Std.	DR	140	12	8609N	8614N
Cummins ISM		LN, 160 Amp, w/Lamp Driver Reg.	DR	170	12	8614N	
Cummins ISM		Motorola, 140 Amp, No Smart Check Reg.	LN	160	12	8410N	8410N
Cummins ISM		Motorola, 160 Amp, No Smart Check Reg.	LN	160	12	8410N	8410N
Cummins ISM		Opt. Ser. Repl. DR 24SI, Quad Pad Mt., 160 Amp	DR	160	12	8719N	
Cummins ISM		Std. DR 34SI, 110 Amp, Quad Pad Mt.	DR	140	12	8609N	8614N
Cummins ISM		Std. DR 34SI, 135 Amp, Quad Pad Mt.	DR	135	12	8096N	8614N
Cummins K Series	1983-79	30SI Delco	DR	90	12	7256N	
Cummins K Series		30SI Delco	DR	90	12	7262N	
Cummins K Series		Bosch Replacement Unit, 160 Amp, 3 Mounting Ears	BO	160	12	12490N	12715N
Cummins K Series		Bosch Replacement Unit, 200 Amp	BO	200	12	12715N	
Cummins K Series		Delco 25SI Alternator	DR	75	12	7255N	8066N
Cummins K Series		Leece Neville 2500JB, 90 Amp	LN	130	12	7612N	7613N
Cummins K Series		Leece Neville 2600JB, 105 Amp	LN	130	12	7612N	7613N
Cummins K Series		Motorola Loadhandler	LN	160	12	8329N	
Cummins K Series Diesel.	2008-03	LN IR/ EF, Quad Mt., Opt. Serv. Repl., 12V / 185 Amp	LN	185	12	8676N	

ALTERNATORS

ALTERNATORS AND GENERATORS

ENGINE	YEAR	APPLICATION	Mfg	Amp	Volt	PART NO.	OPT. NO.
Freightliner (Cont'd)							
FL, FLC 112 / 120 (Cont'd)							
Cummins L-10	1999-98	DR 22SI J-180 Mt., 130 Amp, 14.1 Vset	DR	145	12	8078N	7685N
Cummins L-10		DR 22SI J-180 Mt., 130-145 Amp, 14.5 Vset	DR	145	12	8078N-1	7685N
Cummins L-10		DR 22SI J-180 Mt., 145 Amp, 14.1 Vset	DR	145	12	8078N	7685N
Cummins L-10		DR 33SI, J-180 Mt., #10 R Term., 135 Amp, Std.	DR	135	12	8083N	8612N
Cummins L-10		DR 33SI, J-180Mt., #10 R Term., 110 Amp, Std.	DR	110	12	8081N	8612N
Cummins L-10		Opt. Serv. Repl., DR 24SI, J180 Mt., 160 Amp	DR	160	12	8718N	
Cummins L-10	1999-89	Leece Neville 2700JB, 130 Amp	LN	130	12	7612N	7613N
Cummins L-10		Leece Neville 2805JB, 145 Amp	LN	160	12	7613N	7613N-LC
Cummins L-10		Leece Neville LC Series, 160 Amp, stator activated, 239 mm Rotor OAL	LN	160	12	7613N-LC	
Cummins L-10		Leece Neville, IR/EF, 160 Amp, trio activated, (235mm rotor OAL)	LN	160	12	7613N	7613N-LC
Cummins L-10		Motorola 8LHA, 130 Amp, Std. Regulator	LN	160	12	8329N	
Cummins L-10		Motorola 8LHA, 140 Amp, Std. Regulator	LN	160	12	8329N	
Cummins L-10	1999-86	Bosch Replacement Unit, 160 Amp, 3 Mounting Ears	BO	160	12	12490N	12715N
Cummins L-10		Bosch Replacement Unit, 200 Amp	BO	200	12	12715N	
Cummins L-10		Leece Neville 2500JB, 90 Amp	LN	130	12	7612N	7613N
Cummins L-10		Leece Neville 2600JB, 105 Amp	LN	130	12	7612N	7613N
Cummins L-10	1997-94	Delco 21SI, 115 Amp	DR	145-160	12	7685N	8076N
Cummins L-10		Delco 21SI, 130 Amp	DR	130	12	7681N	7685N
Cummins L-10		Delco 21SI, 145 Amp, 14.1 Vset	DR	145-160	12	7685N	8076N
Cummins L-10		Delco 21SI, 145 Amp, 14.5 Vset	DR	145-160	12	7685N-1	8076N
Cummins L-10	1993-89	Delco 21SI, 130 Amp	DR	130	12	7681N	7685N
Cummins L-10		Delco 21SI, 145 Amp, 14.1 Vset	DR	145-160	12	7685N	8076N
Cummins L-10		Delco 21SI, 145 Amp, 14.5 Vset	DR	145-160	12	7685N-1	8076N
Cummins L-10		Delco 25SI Alternator	DR	85	12	8066N	
Cummins L-10		Delco 26SI, 85 Amp, w/Relay Terminal	DR	85	12	8066N	
Cummins L-10		DR 30SI, 105 Amp, w/R Pin, w/o Transformer	DR	105	12	7940N	
Cummins L-10	1988-86	30SI Delco	DR	90	12	7256N	
Cummins L-10		30SI Delco	DR	90	12	7262N	
Cummins L-10		Delco 25SI Alternator	DR	75	12	7255N	8066N
Cummins L-10		Motorola Loadhandler	LN	160	12	8329N	
Cummins M11	2001-98	DR 22SI J-180 Mt., 130 Amp, 14.1 Vset	DR	145	12	8078N	7685N
Cummins M11		DR 22SI J-180 Mt., 130-145 Amp, 14.5 Vset	DR	145	12	8078N-1	7685N
Cummins M11		DR 22SI J-180 Mt., 145 Amp, 14.1 Vset	DR	145	12	8078N	7685N
Cummins M11		DR 33SI, J-180 Mt., #10 R Term., 135 Amp, Std.	DR	135	12	8083N	8612N
Cummins M11		DR 33SI, J-180Mt., #10 R Term., 110 Amp, Std.	DR	110	12	8081N	8612N
Cummins M11		Opt. Serv. Repl., DR 24SI, J180 Mt., 160 Amp	DR	160	12	8718N	
Cummins M11	2001-94	Bosch Replacement Unit, 160 Amp, 3 Mounting Ears	BO	160	12	12490N	12715N
Cummins M11		Bosch Replacement Unit, 200 Amp	BO	200	12	12715N	
Cummins M11		Leece Neville 2500JB, 90 Amp	LN	130	12	7612N	7613N
Cummins M11		Leece Neville 2600JB, 105 Amp	LN	130	12	7612N	7613N
Cummins M11		Leece Neville 2700JB, 130 Amp	LN	130	12	7612N	7613N
Cummins M11		Leece Neville 2805JB, 145 Amp	LN	160	12	7613N	7613N-LC
Cummins M11		Leece Neville LC Series, 160 Amp, stator activated, 239 mm Rotor OAL	LN	160	12	7613N-LC	
Cummins M11		Leece Neville, IR/EF, 160 Amp, trio activated, (235mm rotor OAL)	LN	160	12	7613N	7613N-LC
Cummins M11		Motorola 8LHA, 130 Amp, Std. Regulator	LN	160	12	8329N	
Cummins M11		Motorola 8LHA, 140 Amp, Std. Regulator	LN	160	12	8329N	
Cummins M11	1997-94	Delco 21SI, 115 Amp	DR	145-160	12	7685N	8076N
Cummins M11		Delco 21SI, 130 Amp	DR	130	12	7681N	7685N
Cummins M11		Delco 21SI, 145 Amp, 14.1 Vset	DR	145-160	12	7685N	8076N
Cummins M11		Delco 21SI, 145 Amp, 14.5 Vset	DR	145-160	12	7685N-1	8076N
Cummins N14	2001-98	DR 22SI J-180 Mt., 130 Amp, 14.1 Vset	DR	145	12	8078N	7685N
Cummins N14		DR 22SI J-180 Mt., 130-145 Amp, 14.5 Vset	DR	145	12	8078N-1	7685N
Cummins N14		DR 22SI J-180 Mt., 145 Amp, 14.1 Vset	DR	145	12	8078N	7685N
Cummins N14		DR 33SI, J-180 Mt., #10 R Term., 135 Amp, Std.	DR	135	12	8083N	8612N
Cummins N14		DR 33SI, J-180Mt., #10 R Term., 110 Amp, Std.	DR	110	12	8081N	8612N
Cummins N14		Opt. Serv. Repl., DR 24SI, J180 Mt., 160 Amp	DR	160	12	8718N	
Cummins N14	2001-89	Leece Neville 2700JB, 130 Amp	LN	130	12	7612N	7613N
Cummins N14		Leece Neville 2805JB, 145 Amp	LN	160	12	7613N	7613N-LC
Cummins N14		Leece Neville LC Series, 160 Amp, stator activated, 239 mm Rotor OAL	LN	160	12	7613N-LC	
Cummins N14		Leece Neville, IR/EF, 160 Amp, trio activated, (235mm rotor OAL)	LN	160	12	7613N	7613N-LC

ALTERNATORS

ALTERNATORS AND GENERATORS

ENGINE	YEAR	APPLICATION	Mfg	Amp	Volt	PART NO.	OPT. NO.
Freightliner (Cont'd)							
FL, FLC 112 / 120 (Cont'd)							
Cummins N14	2001-89	Motorola 8LHA, 130 Amp, Std. Regulator	LN	160	12	8329N	
Cummins N14		Motorola 8LHA, 140 Amp, Std. Regulator	LN	160	12	8329N	
Cummins N14	2001-86	Bosch Replacement Unit, 160 Amp, 3 Mounting Ears	BO	160	12	12490N	12715N
Cummins N14		Bosch Replacement Unit, 200 Amp	BO	200	12	12715N	
Cummins N14		Leece Neville 2500JB, 90 Amp	LN	130	12	7612N	7613N
Cummins N14		Leece Neville 2600JB, 105 Amp	LN	130	12	7612N	7613N
Cummins N14	1997-94	Delco 21SI, 115 Amp	DR	145-160	12	7685N	8076N
Cummins N14		Delco 21SI, 130 Amp	DR	130	12	7681N	7685N
Cummins N14		Delco 21SI, 145 Amp, 14.1 Vset	DR	145-160	12	7685N	8076N
Cummins N14		Delco 21SI, 145 Amp, 14.5 Vset	DR	145-160	12	7685N-1	8076N
Cummins N14	1993-89	Delco 21SI, 130 Amp	DR	130	12	7681N	7685N
Cummins N14		Delco 21SI, 145 Amp, 14.1 Vset	DR	145-160	12	7685N	8076N
Cummins N14		Delco 21SI, 145 Amp, 14.5 Vset	DR	145-160	12	7685N-1	8076N
Cummins N14		Delco 25SI Alternator	DR	85	12	8066N	
Cummins N14		Delco 26SI, 85 Amp, w/Relay Terminal	DR	85	12	8066N	
Cummins N14		DR 30SI, 105 Amp, w/R Pin, w/o Transformer	DR	105	12	7940N	
Cummins N14	1988-86	30SI Delco	DR	90	12	7256N	
Cummins N14		30SI Delco	DR	90	12	7262N	
Cummins N14		Delco 25SI Alternator	DR	75	12	7255N	8066N
Cummins N14		Motorola Loadhandler	LN	160	12	8329N	
Cummins NTA Diesel.	2008-03	LN IR/ EF, Quad Mt., Opt. Serv. Repl., 12V / 185 Amp	LN	185	12	8676N	
Cummins NTA / NTC	1981-79	30SI Delco	DR	90	12	7256N	
Cummins NTA / NTC		30SI Delco	DR	90	12	7262N	
Cummins NTA / NTC		Bosch Replacement Unit, 160 Amp, 3 Mounting Ears	BO	160	12	12490N	12715N
Cummins NTA / NTC		Bosch Replacement Unit, 200 Amp	BO	200	12	12715N	
Cummins NTA / NTC		Delco 25SI Alternator	DR	75	12	7255N	8066N
Cummins NTA / NTC		Leece Neville 2500JB, 90 Amp	LN	130	12	7612N	7613N
Cummins NTA / NTC		Leece Neville 2600JB, 105 Amp	LN	130	12	7612N	7613N
Cummins NTA / NTC		Motorola Loadhandler	LN	160	12	8329N	
Cummins NTC Diesel.	2008-03	LN IR/ EF, Quad Mt., Opt. Serv. Repl., 12V / 185 Amp	LN	185	12	8676N	
Cummins V-903	1987-79	30SI Delco	DR	90	12	7256N	
Cummins V-903		30SI Delco	DR	90	12	7262N	
Cummins V-903		Bosch Replacement Unit, 160 Amp, 3 Mounting Ears	BO	160	12	12490N	12715N
Cummins V-903		Bosch Replacement Unit, 200 Amp	BO	200	12	12715N	
Cummins V-903		Delco 25SI Alternator	DR	75	12	7255N	8066N
Cummins V-903		Leece Neville 2500JB, 90 Amp	LN	130	12	7612N	7613N
Cummins V-903		Leece Neville 2600JB, 105 Amp	LN	130	12	7612N	7613N
Cummins V-903		Motorola Loadhandler	LN	160	12	8329N	
Cummins V903, 14.8L Diesel.	2008-03	LN IR/ EF, Quad Mt., Opt. Serv. Repl., 12V / 185 Amp	LN	185	12	8676N	
DD 60 Series	2008-99	DR36SI HP, Quad Pad Mt., 170 Amp, High Temp Pkg.	DR	170	12	8614N	
DD 60 Series	2003-99	DR 34SI, Quad Pad Mtg., 135 Amp, Remote Sense	DR	140	12	8609N	8614N
DD 60 Series		DR 34SI, Quad Pad Mtg., 135 Amp, Road Gang Pkg.	DR	140	12	8609N	8614N
DD 60 Series		DR 35SI HP, Quad Pad Mt., 140 Amp, High Temp. Pkg.	DR	140	12	8609N	8614N
DD 60 Series		DR 35SI, Quad Pad Mt, 110 Amp Std.	DR	140	12	8609N	8614N
DD 60 Series		DR 35SI, Quad Pad Mt., 135 Amp, Remote Sense	DR	140	12	8609N	8614N
DD 60 Series		DR 35SI, Quad Pad Mt., 135 Amp, Road Gang Pkg.	DR	140	12	8609N	8614N
DD 60 Series		DR 35SI, Quad Pad Mt., 135 Amp, Std.	DR	140	12	8609N	8614N
DD 60 Series		LN, 160 Amp, w/Lamp Driver Reg.	DR	170	12	8614N	
DD 60 Series		Std. DR 34SI, 110 Amp, Quad Pad Mt.	DR	140	12	8609N	8614N
DD 60 Series		Std. DR 34SI, 135 Amp, Quad Pad Mt.	DR	135	12	8096N	8614N
DD 60 Series	1998-94	Delco 21SI, 115 Amp	DR	145-160	12	7685N	8076N
DD 60 Series		Delco 21SI, 130 Amp	DR	130	12	7681N	7685N
DD 60 Series		Delco 21SI, 145 Amp, 14.1 Vset	DR	145-160	12	7685N	8076N
DD 60 Series		Delco 21SI, 145 Amp, 14.5 Vset	DR	145-160	12	7685N-1	8076N
DD 60 Series		Delco 34SI, Quad Mt., 135 Amp	DR	135	12	8092N	8613N
DD 60 Series		DR 33SI, J-180 Mt., #10 R Term., 135 Amp, Std.	DR	135	12	8083N	8612N
DD 60 Series		DR 33SI, J-180Mt., #10 R Term, 110 Amp, Std.	DR	110	12	8081N	8612N
DD 60 Series		DR 34SI Quad Mt., 110 Amp	DR	135	12	8092N	8613N
DD 60 Series		Leece Neville 2805JB, 145 Amp	LN	160	12	7613N	7613N-LC
DD 60 Series		Leece Neville LC Series, 160 Amp, stator activated, 239 mm Rotor OAL	LN	160	12	7613N-LC	
DD 60 Series		Leece Neville, IR/EF, 160 Amp, trio activated, (235mm rotor OAL)	LN	160	12	7613N	7613N-LC
DD 60 Series		Motorola 8LHA, 130 Amp, Std. Regulator	LN	160	12	8329N	
DD 60 Series		Motorola 8LHA, 140 Amp, Std. Regulator	LN	160	12	8329N	

ALTERNATORS

ALTERNATORS AND GENERATORS

ENGINE	YEAR	APPLICATION	Mfg	Amp	Volt	PART NO.	OPT. NO.
Freightliner (Cont'd)							
FL, FLC 112 / 120 (Cont'd)							
DD 60 Series	1998-89	Leece Neville 2700JB, 130 Amp	LN	130	12	7612N	7613N
DD 60 Series	1998-86	Bosch Replacement Unit, 160 Amp, 3 Mounting Ears	BO	160	12	12490N	12715N
DD 60 Series		Bosch Replacement Unit, 200 Amp	BO	200	12	12715N	
DD 60 Series		Leece Neville 2500JB, 90 Amp	LN	130	12	7612N	7613N
DD 60 Series		Leece Neville 2600JB, 105 Amp	LN	130	12	7612N	7613N
DD 60 Series	1993-89	Delco 21SI, 130 Amp	DR	130	12	7681N	7685N
DD 60 Series		Delco 21SI, 145 Amp, 14.1 Vset	DR	145-160	12	7685N	8076N
DD 60 Series		Delco 21SI, 145 Amp, 14.5 Vset	DR	145-160	12	7685N-1	8076N
DD 60 Series		Delco 25SI Alternator	DR	85	12	8066N	
DD 60 Series		Delco 26SI, 85 Amp, w/Relay Terminal	DR	85	12	8066N	
DD 60 Series		DR 30SI, 105 Amp, w/R Pin, w/o Transformer	DR	105	12	7940N	
DD 60 Series	1993-86	Motorola Loadhandler	LN	160	12	8329N	
DD 60 Series	1988-86	30SI Delco	DR	90	12	7256N	
DD 60 Series		30SI Delco	DR	90	12	7262N	
DD 60 Series		Delco 25SI Alternator	DR	75	12	7255N	8066N
DD 6V-71, 7.0L	2003-97	LN IR/ EF, 270 Amp, J-180 Mtg., SE Reg.	LN	270	12	8322N	
DD 6V-92	1987-79	30SI Delco	DR	90	12	7256N	
DD 6V-92		30SI Delco	DR	90	12	7262N	
DD 6V-92		Bosch Replacement Unit, 160 Amp, 3 Mounting Ears	BO	160	12	12490N	12715N
DD 6V-92		Bosch Replacement Unit, 200 Amp	BO	200	12	12715N	
DD 6V-92		Delco 25SI Alternator	DR	75	12	7255N	8066N
DD 6V-92		Leece Neville 2500JB, 90 Amp	LN	130	12	7612N	7613N
DD 6V-92		Leece Neville 2600JB, 105 Amp	LN	130	12	7612N	7613N
DD 6V-92		Motorola Loadhandler	LN	160	12	8329N	
DD 6V-92, 9.0L	2008-03	Leece-Neville, IR/ EF, 270 Amp, Pad Mount	LN	270	12	8681N	
DD 6V-92, 9.0L		LN, ER / EF, Dual Ft. Mt., 185 Amp	LN	185	12	8674N	
DD 6V-92, 9.0L		LN, IR / EF 185 Amp, B. Post-left	LN	185	12	8658N	8745N
DD 6V-92, 9.0L		LN, IR / EF, 185 Amp, B. Post-right	LN	185	12	8673N	8658N
DD 6V-92, 9.0L Diesel	2003-98	LN, 270 Amp, J-180 Mt., Ign. Stud, Int. Sense, B. Post-right	LN	270	12	8654N	
DD 6V-92, 9.0L Diesel	2008-03	LN IR/ EF, Quad Mt., Opt. Serv. Repl., 12V / 185 Amp	LN	185	12	8676N	
DD 8V-92	1993-89	Delco 21SI, 130 Amp	DR	130	12	7681N	7685N
DD 8V-92		Delco 21SI, 145 Amp, 14.1 Vset	DR	145-160	12	7685N	8076N
DD 8V-92		Delco 21SI, 145 Amp, 14.5 Vset	DR	145-160	12	7685N-1	8076N
DD 8V-92		Delco 25SI Alternator	DR	85	12	8066N	
DD 8V-92		Delco 26SI, 85 Amp, w/Relay Terminal	DR	85	12	8066N	
DD 8V-92		DR 30SI, 105 Amp, w/R Pin, w/o Transformer	DR	105	12	7940N	
DD 8V-92		Leece Neville 2700JB, 130 Amp	LN	130	12	7612N	7613N
DD 8V-92	1993-79	Bosch Replacement Unit, 160 Amp, 3 Mounting Ears	BO	160	12	12490N	12715N
DD 8V-92		Bosch Replacement Unit, 200 Amp	BO	200	12	12715N	
DD 8V-92		Leece Neville 2600JB, 105 Amp	LN	130	12	7612N	7613N
DD 8V-92		Motorola Loadhandler	LN	160	12	8329N	
DD 8V-92	1988-79	30SI Delco	DR	90	12	7256N	
DD 8V-92		30SI Delco	DR	90	12	7262N	
DD 8V-92		Delco 25SI Alternator	DR	75	12	7255N	8066N
DD 8V-92		Leece Neville 2500JB, 90 Amp	LN	130	12	7612N	7613N
DD 8V-92, 12.1L Diesel	2008-03	LN IR/ EF, Quad Mt., Opt. Serv. Repl., 12V / 185 Amp	LN	185	12	8676N	
Detroit 8V-92, 12.1L		Leece-Neville, IR/ EF, 270 Amp, Pad Mount	LN	270	12	8681N	
Detroit 8V-92, 12.1L		LN, ER / EF, Dual Ft. Mt., 185 Amp	LN	185	12	8674N	
Detroit 8V-92, 12.1L		LN, IR / EF 185 Amp, B. Post-left	LN	185	12	8658N	8745N
Detroit 8V-92, 12.1L		LN, IR / EF, 185 Amp, B. Post-right	LN	185	12	8673N	8658N
Detroit 8V-92, 12.1L	2007-03	LN IR/ EF, 270 Amp, Quad Pad Mt.	LN	270	12	8681N	
Detroit 8V-92, 12.1L	2003-98	LN, 270 Amp, J-180 Mt., Ign. Stud, Int. Sense, B. Post-right	LN	270	12	8654N	
Detroit 8V-92, 12.1L	2003-97	LN IR/ EF, 270 Amp, J-180 Mtg., SE Reg.	LN	270	12	8322N	
Detroit 6V-92, 9.0L	2007-03	LN IR/ EF, 270 Amp, Quad Pad Mt.	LN	270	12	8681N	
K Series	2008-03	Leece-Neville, IR/ EF, 270 Amp, Pad Mount	LN	270	12	8681N	
K Series		LN, ER / EF, Dual Ft. Mt., 185 Amp	LN	185	12	8674N	
K Series		LN, IR / EF 185 Amp, B. Post-left	LN	185	12	8658N	8745N
K Series		LN, IR / EF, 185 Amp, B. Post-right	LN	185	12	8673N	8658N
K Series	2007-03	LN IR/ EF, 270 Amp, Quad Pad Mt.	LN	270	12	8681N	
K Series	2003-98	LN, 270 Amp, J-180 Mt., Ign. Stud, Int. Sense, B. Post-right	LN	270	12	8654N	
K Series	2003-97	LN IR/ EF, 270 Amp, J-180 Mtg., SE Reg.	LN	270	12	8322N	
Mercedes MBE4000	2008-02	DR36SI HP,Quad Pad Mt., 170 Amp, High Temp Pkg.	DR	170	12	8614N	
Mercedes MBE4000	2003-02	DR 34SI, Quad Pad Mtg., 135 Amp, Remote Sense	DR	140	12	8609N	8614N
Mercedes MBE4000		DR 34SI, Quad Pad Mtg., 135 Amp, Road Gang Pkg.	DR	140	12	8609N	8614N
Mercedes MBE4000		DR 35SI HP, Quad Pad Mt., 140 Amp, High Temp. Pkg.	DR	140	12	8609N	8614N
Mercedes MBE4000		DR 35SI, Quad Pad Mt, 110 Amp Std.	DR	140	12	8609N	8614N

ALTERNATORS AND GENERATORS

ENGINE	YEAR	APPLICATION	Mfg	Amp	Volt	PART NO.	OPT. NO.
Freightliner (Cont'd)							
FL, FLC 112 / 120 (Cont'd)							
Mercedes MBE4000	2003-02	DR 35SI, Quad Pad Mt., 135 Amp, Remote Sense	DR	140	12	8609N	8614N
Mercedes MBE4000		DR 35SI, Quad Pad Mt., 135 Amp, Road Gang Pkg.	DR	140	12	8609N	8614N
Mercedes MBE4000		DR 35SI, Quad Pad Mt., 135 Amp, Std.	DR	140	12	8609N	8614N
Mercedes MBE4000		LN, 160 Amp, w/Lamp Driver Reg.	DR	170	12	8614N	
Mercedes MBE4000		Std. DR 34SI, 110 Amp, Quad Pad Mt.	DR	140	12	8609N	8614N
Mercedes MBE4000		Std. DR 34SI, 135 Amp, Quad Pad Mt.	DR	135	12	8096N	8614N
NTA	2008-03	Leece-Neville, IR/ EF, 270 Amp, Pad Mount	LN	270	12	8681N	
NTA		LN, ER / EF, Dual Ft. Mt., 185 Amp	LN	185	12	8674N	
NTA		LN, IR / EF 185 Amp, B. Post-left	LN	185	12	8658N	8745N
NTA		LN, IR / EF, 185 Amp, B. Post-right	LN	185	12	8673N	8658N
NTA	2007-03	LN IR/ EF, 270 Amp, Quad Pad Mt.	LN	270	12	8681N	
NTA	2003-98	LN, 270 Amp, J-180 Mt., Ign. Stud, Int. Sense, B. Post-right	LN	270	12	8654N	
NTA	2003-97	LN IR/ EF, 270 Amp, J-180 Mtg., SE Reg.	LN	270	12	8322N	
NTC	2008-03	Leece-Neville, IR/ EF, 270 Amp, Pad Mount	LN	270	12	8681N	
NTC		LN, ER / EF, Dual Ft. Mt., 185 Amp	LN	185	12	8674N	
NTC		LN, IR / EF 185 Amp, B. Post-left	LN	185	12	8658N	8745N
NTC		LN, IR / EF, 185 Amp, B. Post-right	LN	185	12	8673N	8658N
NTC	2007-03	LN IR/ EF, 270 Amp, Quad Pad Mt.	LN	270	12	8681N	
NTC	2003-98	LN, 270 Amp, J-180 Mt., Ign. Stud, Int. Sense, B. Post-right	LN	270	12	8654N	
NTC	2003-97	LN IR/ EF, 270 Amp, J-180 Mtg., SE Reg.	LN	270	12	8322N	
FL106							
DD 50, 8.5L	2008-05	Delco 35SI, (34SI) HP High Temp Pkg.	DR	140	12	8608N	8613N
DD50 Series	2008-04	DR 36SI, Quad Mt., 24V / 95 Amp	DR	95	24	8610N	
Detroit DD 50, 8.5L	2008-05	DR 35SI HP, J-180 Mtg. 140 Amp, Repl. 33SI, High Temp Pkg. .	DR	140	12	8607N	8612N
L4 8.5L 8506cc 519cid	2003-99	DD 50 Series, DR 35SI, Quad Pad Mt., 135 Amp, Road Gang Pkg.	DR	140	12	8609N	8614N
L4 8.5L 8506cc 519cid		DR 34SI, Quad Pad Mtg., 135 Amp, Remote Sense	DR	140	12	8609N	8614N
L4 8.5L 8506cc 519cid		DR 34SI, Quad Pad Mtg., 135 Amp, Road Gang Pkg.	DR	140	12	8609N	8614N
L4 8.5L 8506cc 519cid		DR 35SI HP, Quad Pad Mt., 140 Amp, High Temp. Pkg.	DR	140	12	8609N	8614N
L4 8.5L 8506cc 519cid		DR 35SI, Quad Pad Mt, 110 Amp Std.	DR	140	12	8609N	8614N
L4 8.5L 8506cc 519cid		DR 35SI, Quad Pad Mt., 135 Amp, Remote Sense	DR	140	12	8609N	8614N
L4 8.5L 8506cc 519cid		DR 35SI, Quad Pad Mt., 135 Amp, Std.	DR	140	12	8609N	8614N
L4 8.5L 8506cc 519cid		DR36SI HP,Quad Pad Mt., 170 Amp, High Temp Pkg.	DR	170	12	8614N	
L4 8.5L 8506cc 519cid		LN, 160 Amp, w/Lamp Driver Reg.	DR	170	12	8614N	
L4 8.5L 8506cc 519cid		Std. DR 34SI, 110 Amp, Quad Pad Mt.	DR	140	12	8609N	8614N
L4 8.5L 8506cc 519cid		Std. DR 34SI, 135 Amp, Quad Pad Mt.	DR	135	12	8096N	8614N
L4 8.5L 8506cc 519cid	1998-96	Bosch Replacement Unit, 160 Amp, 3 Mounting Ears	BO	160	12	12490N	12715N
L4 8.5L 8506cc 519cid		Bosch Replacement Unit, 200 Amp	BO	200	12	12715N	
L4 8.5L 8506cc 519cid		DD 50 Series, Leece Neville, IR/EF, 160 Amp, trio activated, (235mm rotor OAL)	LN	160	12	7613N	7613N-LC
L4 8.5L 8506cc 519cid		Delco 21SI, 115 Amp	DR	145-160	12	7685N	8076N
L4 8.5L 8506cc 519cid		Delco 21SI, 130 Amp	DR	130	12	7681N	7685N
L4 8.5L 8506cc 519cid		Delco 21SI, 145 Amp, 14.1 Vset	DR	145-160	12	7685N	8076N
L4 8.5L 8506cc 519cid		Delco 21SI, 145 Amp, 14.5 Vset	DR	145-160	12	7685N-1	8076N
L4 8.5L 8506cc 519cid		Delco 34SI, Quad Mt., 135 Amp	DR	135	12	8092N	8613N
L4 8.5L 8506cc 519cid		DR 33SI, J-180 Mt., #10 R Term., 135 Amp, Std.	DR	135	12	8083N	8612N
L4 8.5L 8506cc 519cid		DR 33SI, J-180Mt., #10 R Term, 110 Amp, Std.	DR	110	12	8081N	8612N
L4 8.5L 8506cc 519cid		DR 34SI Quad Mt., 110 Amp	DR	135	12	8092N	8613N
L4 8.5L 8506cc 519cid		Leece Neville 2500JB, 90 Amp	LN	130	12	7612N	7613N
L4 8.5L 8506cc 519cid		Leece Neville 2600JB, 105 Amp	LN	130	12	7612N	7613N
L4 8.5L 8506cc 519cid		Leece Neville 2700JB, 130 Amp	LN	130	12	7612N	7613N
L4 8.5L 8506cc 519cid		Leece Neville 2805JB, 145 Amp	LN	160	12	7613N	7613N-LC
L4 8.5L 8506cc 519cid		Leece Neville LC Series, 160 Amp, stator activated, 239 mm Rotor OAL	LN	160	12	7613N-LC	
L4 8.5L 8506cc 519cid		Motorola 8LHA, 130 Amp, Std. Regulator	LN	160	12	8329N	
L4 8.5L 8506cc 519cid		Motorola 8LHA, 140 Amp, Std. Regulator	LN	160	12	8329N	
Mercedes MBE900	2008-04	Bosch IR/IF, Repl. Unit, Quad Pad Mtg, 160 Amp	BO	160	12	12491N	12716N
Mercedes MBE900		Bosch IR/IF, Repl. Unit, Quad Pad Mtg, 200 Amp	BO	200	12	12716N	
Mercedes MBE900		Delco 22SI, Quad Pad Mt, 100 Amp	DR	145	12	8362N	12491N
Mercedes MBE900		Delco 22SI, Quad Pad Mt, 145 Amp	DR	145	12	8362N	12491N
Mercedes MBE900		DR 22SI Quad Pad Mt., 130 Amp	DR	145	12	8362N	12491N
Mercedes MBE900		Opt. Ser. Repl. DR 24SI, Quad Pad Mt., 160 Amp	DR	160	12	8719N	
Mercedes MBE900		Opt. Serv. Repl., DR 24SI Quad Pad Mt., 145 Amp	DR	160	12	8707N	
Mercedes MBE900		Opt. Serv. Repl., DR 24SI Quad Pad Mt., 160 Amp	DR	160	12	8707N	
Mercedes MBE900		Opt. Serv. Repl., DR 24SI, Qaud Pad Mt., 130 Amp	DR	160	12	8707N	

ALTERNATORS

ALTERNATORS AND GENERATORS

ENGINE	YEAR	APPLICATION	Mfg	Amp	Volt	PART NO.	OPT. NO.
Freightliner (Cont'd)							
FL50							
Caterpillar 3126, 7.2L	2008-03	Leece-Neville, IR/ EF, 270 Amp, Pad Mount	LN	270	12	8681N	
Caterpillar 3126, 7.2L		LN, ER / EF, Dual Ft. Mt., 185 Amp	LN	185	12	8674N	
Caterpillar 3126, 7.2L		LN, IR / EF 185 Amp, B. Post-left	LN	185	12	8658N	8745N
Caterpillar 3126, 7.2L		LN, IR / EF, 185 Amp, B. Post-right	LN	185	12	8673N	8658N
Caterpillar 3126, 7.2L	2007-03	LN IR/ EF, 270 Amp, Quad Pad Mt.	LN	270	12	8681N	
Caterpillar 3126, 7.2L	2003-98	LN, 270 Amp, J-180 Mt., Ign. Stud, Int. Sense, B. Post-right	LN	270	12	8654N	
Caterpillar 3126, 7.2L	2003-97	LN IR/ EF, 270 Amp, J-180 Mtg., SE Reg.	LN	270	12	8322N	
Caterpillar 3126, 7.2L	2008	LN IR/ EF, Quad Mt., Opt. Serv. Repl., 12V / 185 Amp	LN	185	12	8676N	
L6 7.2L 441cid	2007-03	LN IR/ EF, Quad Mt., Opt. Serv. Repl., 12V / 185 Amp	LN	185	12	8676N	
L6 7.2L 441cid	2003	ND IR/ EF, 24V/ 65 Amp, J-180 Mtg.	ND	95	24	12670N	
MBE900, 6.4L	2008-03	Leece-Neville, IR/ EF, 270 Amp, Pad Mount	LN	270	12	8681N	
MBE900, 6.4L		LN, ER / EF, Dual Ft. Mt., 185 Amp	LN	185	12	8674N	
MBE900, 6.4L		LN, IR / EF 185 Amp, B. Post-left	LN	185	12	8658N	8745N
MBE900, 6.4L		LN, IR / EF, 185 Amp, B. Post-right	LN	185	12	8673N	8658N
MBE900, 6.4L	2007-03	LN IR/ EF, 270 Amp, Quad Pad Mt.	LN	270	12	8681N	
MBE900, 6.4L	2003-98	LN, 270 Amp, J-180 Mt., Ign. Stud, Int. Sense, B. Post-right	LN	270	12	8654N	
MBE900, 6.4L	2003-97	LN IR/ EF, 270 Amp, J-180 Mtg., SE Reg.	LN	270	12	8322N	
MBE900, 6.4L Diesel.	2008-03	LN IR/ EF, Quad Mt., Opt. Serv. Repl., 12V / 185 Amp	LN	185	12	8676N	
FL60							
Caterpillar 3126	1994	Motorola 8LHA, 130 Amp, Std. Regulator	LN	160	12	8329N	
L6 5.9L 5882cc 359cid	2004-98	DR 22SI J-180 Mt., 130 Amp, 14.1 Vset	DR	145	12	8078N	7685N
L6 5.9L 5882cc 359cid		DR 22SI J-180 Mt., 130-145 Amp, 14.5 Vset	DR	145	12	8078N-1	7685N
L6 5.9L 5882cc 359cid		DR 22SI J-180 Mt., 145 Amp, 14.1 Vset	DR	145	12	8078N	7685N
L6 5.9L 5882cc 359cid		Leece Neville 2500JB, 90 Amp	LN	130	12	7612N	7613N
L6 5.9L 5882cc 359cid		Leece Neville 2600JB, 105 Amp	LN	130	12	7612N	7613N
L6 5.9L 5882cc 359cid		Leece Neville 2700JB, 130 Amp	LN	130	12	7612N	7613N
L6 5.9L 5882cc 359cid		Leece Neville 2805JB, 145 Amp	LN	160	12	7613N	7613N-LC
L6 5.9L 5882cc 359cid		Motorola 8LHA, 130 Amp, Std. Regulator	LN	160	12	8329N	
L6 5.9L 5882cc 359cid		Motorola 8LHA, 140 Amp, Std. Regulator	LN	160	12	8329N	
L6 5.9L 5882cc 359cid		Opt. Serv. Repl., DR 24SI, J180 Mt., 160 Amp	DR	160	12	8718N	
L6 5.9L 5882cc 359cid	2004-94	Bosch Replacement Unit, 160 Amp, 3 Mounting Ears	BO	160	12	12490N	12715N
L6 5.9L 5882cc 359cid		Bosch Replacement Unit, 200 Amp	BO	200	12	12715N	
L6 5.9L 5882cc 359cid		Leece Neville LC Series, 160 Amp, stator activated, 239 mm Rotor OAL	LN	160	12	7613N-LC	
L6 5.9L 5882cc 359cid		Leece Neville, IR/EF, 160 Amp, trio activated, (235mm rotor OAL)	LN	160	12	7613N	7613N-LC
L6 5.9L 5882cc 359cid	2004-03	Bosch IR/IF, Repl. Unit, Quad Pad Mtg, 160 Amp	BO	160	12	12491N	12716N
L6 5.9L 5882cc 359cid		Bosch IR/IF, Repl. Unit, Quad Pad Mtg, 200 Amp	BO	200	12	12716N	
L6 5.9L 5882cc 359cid	1997-94	Delco 21SI, 115 Amp	DR	145-160	12	7685N	8076N
L6 5.9L 5882cc 359cid		Delco 21SI, 130 Amp	DR	130	12	7681N	7685N
L6 5.9L 5882cc 359cid		Delco 21SI, 145 Amp, 14.1 Vset	DR	145-160	12	7685N	8076N
L6 5.9L 5882cc 359cid		Delco 21SI, 145 Amp, 14.5 Vset	DR	145-160	12	7685N-1	8076N
L6 5.9L 5882cc 359cid	2004-00	Delco CS130 Alternator	DR	100-105	12	7687N	
L6 6.4L 388cid		Bosch IR/IF, Repl. Unit, Quad Pad Mtg, 160 Amp	BO	160	12	12491N	12716N
L6 6.4L 388cid		Bosch IR/IF, Repl. Unit, Quad Pad Mtg, 200 Amp	BO	200	12	12716N	
L6 6.4L 388cid		Delco 22SI, Quad Pad Mt, 100 Amp	DR	145	12	8362N	12491N
L6 6.4L 388cid		Delco 22SI, Quad Pad Mt, 145 Amp	DR	145	12	8362N	12491N
L6 6.4L 388cid		DR 22SI Quad Pad Mt., 130 Amp	DR	145	12	8362N	12491N
L6 6.4L 388cid		Opt. Ser. Repl. DR 24SI, Quad Pad Mt., 160 Amp	DR	160	12	8719N	
L6 6.4L 388cid		Opt. Serv. Repl., DR 24SI Quad Pad Mt., 145 Amp	DR	160	12	8707N	
L6 6.4L 388cid		Opt. Serv. Repl., DR 24SI Quad Pad Mt., 160 Amp	DR	160	12	8707N	
L6 6.4L 388cid		Opt. Serv. Repl., DR 24SI, Quad Pad Mt., 130 Amp	DR	160	12	8707N	
L6 7.2L 441cid	2004-98	DR 22SI J-180 Mt., 130 Amp, 14.1 Vset	DR	145	12	8078N	7685N
L6 7.2L 441cid		DR 22SI J-180 Mt., 130-145 Amp, 14.5 Vset	DR	145	12	8078N-1	7685N
L6 7.2L 441cid		DR 22SI J-180 Mt., 145 Amp, 14.1 Vset	DR	145	12	8078N	7685N
L6 7.2L 441cid		Opt. Serv. Repl., DR 24SI, J180 Mt., 160 Amp	DR	160	12	8718N	
L6 7.2L 441cid	2004-95	Motorola 8LHA, 130 Amp, Std. Regulator	LN	160	12	8329N	
L6 7.2L 441cid		2004-94	Bosch Replacement Unit, 160 Amp, 3 Mounting Ears	BO	160	12	12490N
L6 7.2L 441cid		Bosch Replacement Unit, 200 Amp	BO	200	12	12715N	
L6 7.2L 441cid		Leece Neville 2500JB, 90 Amp	LN	130	12	7612N	7613N
L6 7.2L 441cid		Leece Neville 2600JB, 105 Amp	LN	130	12	7612N	7613N
L6 7.2L 441cid		Leece Neville 2700JB, 130 Amp	LN	130	12	7612N	7613N
L6 7.2L 441cid		Leece Neville 2805JB, 145 Amp	LN	160	12	7613N	7613N-LC
L6 7.2L 441cid		Leece Neville LC Series, 160 Amp, stator activated, 239 mm Rotor OAL	LN	160	12	7613N-LC	

ALTERNATORS AND GENERATORS

ENGINE	YEAR	APPLICATION	Mfg	Amp	Volt	PART NO.	OPT. NO.
Freightliner (Cont'd)							
FL60 (Cont'd)							
L6 7.2L 441cid	2004-94	Leece Neville, IR/EF, 160 Amp, trio activated, (235mm rotor OAL)	LN	160	12	7613N	7613N-LC
L6 7.2L 441cid		Motorola 8LHA, 130 Amp, Std. Regulator	LN	160	12	8329N	
L6 7.2L 441cid		Motorola 8LHA, 140 Amp, Std. Regulator	LN	160	12	8329N	
L6 7.2L 441cid	1997-94	Delco 21SI, 115 Amp	DR	145-160	12	7685N	8076N
L6 7.2L 441cid		Delco 21SI, 130 Amp	DR	130	12	7681N	7685N
L6 7.2L 441cid		Delco 21SI, 145 Amp, 14.1 Vset	DR	145-160	12	7685N	8076N
L6 7.2L 441cid		Delco 21SI, 145 Amp, 14.5 Vset	DR	145-160	12	7685N-1	8076N
L6 8.3L 8277cc 505cid	2004-03	Delco 22SI, Quad Pad Mt, 100 Amp	DR	145	12	8362N	12491N
L6 8.3L 8277cc 505cid		Delco 22SI, Quad Pad Mt, 145 Amp	DR	145	12	8362N	12491N
L6 8.3L 8277cc 505cid		Opt. Serv. Repl. DR 24SI, Quad Pad Mt., 160 Amp	DR	160	12	8719N	
L6 8.3L 8277cc 505cid		Opt. Serv. Repl., DR 24SI Quad Pad Mt., 145 Amp	DR	160	12	8707N	
L6 8.3L 8277cc 505cid		Opt. Serv. Repl., DR 24SI Quad Pad Mt., 160 Amp	DR	160	12	8707N	
L6 8.3L 8277cc 505cid	2002-98	DR 22SI J-180 Mt., 130 Amp, 14.1 Vset	DR	145	12	8078N	7685N
L6 8.3L 8277cc 505cid		DR 22SI J-180 Mt., 130-145 Amp, 14.5 Vset	DR	145	12	8078N-1	7685N
L6 8.3L 8277cc 505cid		DR 22SI J-180 Mt., 145 Amp, 14.1 Vset	DR	145	12	8078N	7685N
L6 8.3L 8277cc 505cid		Opt. Serv. Repl., DR 24SI, J180 Mt., 160 Amp	DR	160	12	8718N	
L6 8.3L 8277cc 505cid	2002-94	Bosch Replacement Unit, 160 Amp, 3 Mounting Ears	BO	160	12	12490N	12715N
L6 8.3L 8277cc 505cid		Bosch Replacement Unit, 200 Amp	BO	200	12	12715N	
L6 8.3L 8277cc 505cid		Leece Neville 2500JB, 90 Amp	LN	130	12	7612N	7613N
L6 8.3L 8277cc 505cid		Leece Neville 2600JB, 105 Amp	LN	130	12	7612N	7613N
L6 8.3L 8277cc 505cid		Leece Neville 2700JB, 130 Amp	LN	130	12	7612N	7613N
L6 8.3L 8277cc 505cid		Leece Neville 2805JB, 145 Amp	LN	160	12	7613N	7613N-LC
L6 8.3L 8277cc 505cid		Leece Neville LC Series, 160 Amp, stator activated, 239 mm Rotor OAL	LN	160	12	7613N-LC	
L6 8.3L 8277cc 505cid		Leece Neville, IR/EF, 160 Amp, trio activated, (235mm rotor OAL)	LN	160	12	7613N	7613N-LC
L6 8.3L 8277cc 505cid		Motorola 8LHA, 130 Amp, Std. Regulator	LN	160	12	8329N	
L6 8.3L 8277cc 505cid		Motorola 8LHA, 140 Amp, Std. Regulator	LN	160	12	8329N	
L6 8.3L 8277cc 505cid	1997-94	Delco 21SI, 115 Amp	DR	145-160	12	7685N	8076N
L6 8.3L 8277cc 505cid		Delco 21SI, 130 Amp	DR	130	12	7681N	7685N
L6 8.3L 8277cc 505cid		Delco 21SI, 145 Amp, 14.1 Vset	DR	145-160	12	7685N	8076N
L6 8.3L 8277cc 505cid		Delco 21SI, 145 Amp, 14.5 Vset	DR	145-160	12	7685N-1	8076N
L6 8.3L 8277cc 505cid	2004	DR 22SI Quad Pad Mt., 130 Amp	DR	145	12	8362N	12491N
L6 8.3L 8277cc 505cid		Opt. Serv. Repl., DR 24SI, Quad Pad Mt., 130 Amp	DR	160	12	8707N	
L6 8.3L 8277cc 505cid	2003	DR 22SI Quad Pad Mt., 130 Amp	DR	145	12	8362N	12491N
L6 8.3L 8277cc 505cid		Opt. Serv. Repl., DR 24SI, Quad Pad Mt., 130 Amp	DR	160	12	8707N	
FL70							
Caterpillar 3126	1994	Bosch Replacement Unit, 160 Amp, 3 Mounting Ears	BO	160	12	12490N	12715N
Caterpillar 3126		Bosch Replacement Unit, 200 Amp	BO	200	12	12715N	
Caterpillar 3126		Delco 21SI, 115 Amp	DR	145-160	12	7685N	8076N
Caterpillar 3126		Delco 21SI, 130 Amp	DR	130	12	7681N	7685N
Caterpillar 3126		Delco 21SI, 145 Amp, 14.1 Vset	DR	145-160	12	7685N	8076N
Caterpillar 3126		Delco 21SI, 145 Amp, 14.5 Vset	DR	145-160	12	7685N-1	8076N
Caterpillar 3126		Leece Neville 2500JB, 90 Amp	LN	130	12	7612N	7613N
Caterpillar 3126		Leece Neville 2600JB, 105 Amp	LN	130	12	7612N	7613N
Caterpillar 3126		Leece Neville 2700JB, 130 Amp	LN	130	12	7612N	7613N
Caterpillar 3126		Leece Neville 2805JB, 145 Amp	LN	160	12	7613N	7613N-LC
Caterpillar 3126		Leece Neville LC Series, 160 Amp, stator activated, 239 mm Rotor OAL	LN	160	12	7613N-LC	
Caterpillar 3126		Leece Neville, IR/EF, 160 Amp, trio activated, (235mm rotor OAL)	LN	160	12	7613N	7613N-LC
Caterpillar 3126		Motorola 8LHA, 130 Amp, Std. Regulator	LN	160	12	8329N	
Caterpillar 3126		Motorola 8LHA, 140 Amp, Std. Regulator	LN	160	12	8329N	
Caterpillar 3126, 7.2L	2008	LN IR/ EF, Quad Mt., Opt. Serv. Repl., 12V / 185 Amp	LN	185	12	8676N	
Caterpillar C-7	2005	Opt. Serv. Repl., DR 24SI Quad Pad Mt., 160 Amp	DR	160	12	8707N	
Caterpillar C-7	2004	Opt. Serv. Repl., DR 24SI Quad Pad Mt., 160 Amp	DR	160	12	8707N	
Caterpillar C7, 7.2L	2008-03	Leece-Neville, IR/ EF, 270 Amp, Pad Mount	LN	270	12	8681N	
Caterpillar C7, 7.2L		LN, ER / EF, Dual Ft. Mt., 185 Amp	LN	185	12	8674N	
Caterpillar C7, 7.2L		LN, IR / EF 185 Amp, B. Post-left	LN	185	12	8658N	8745N
Caterpillar C7, 7.2L		LN, IR / EF, 185 Amp, B. Post-right	LN	185	12	8673N	8658N
Caterpillar C7, 7.2L	2007-03	LN IR/ EF, 270 Amp, Quad Pad Mt.	LN	270	12	8681N	
Caterpillar C7, 7.2L	2003-98	LN, 270 Amp, J-180 Mt., Ign. Stud, Int. Sense, B. Post-right	LN	270	12	8654N	
Caterpillar C7, 7.2L	2003-97	LN IR/ EF, 270 Amp, J-180 Mtg., SE Reg.	LN	270	12	8322N	
Cummins 5.9L ISB	2005-04	Bosch Replacement Unit, 160 Amp, 3 Mounting Ears	BO	160	12	12490N	12715N

ALTERNATORS

ALTERNATORS AND GENERATORS

ENGINE	YEAR	APPLICATION	Mfg	Amp	Volt	PART NO.	OPT. NO.
Freightliner (Cont'd)							
FL70 (Cont'd)							
Cummins 5.9L ISB	2005-04	Bosch Replacement Unit, 200 Amp	BO	200	12	12715N	
Cummins 5.9L ISB		DR 22SI J-180 Mt., 130 Amp, 14.1 Vset	DR	145	12	8078N	7685N
Cummins 5.9L ISB		DR 22SI J-180 Mt., 130-145 Amp, 14.5 Vset	DR	145	12	8078N-1	7685N
Cummins 5.9L ISB		DR 22SI J-180 Mt., 145 Amp, 14.1 Vset	DR	145	12	8078N	7685N
Cummins 5.9L ISB		Leece Neville 2500JB, 90 Amp	LN	130	12	7612N	7613N
Cummins 5.9L ISB		Leece Neville 2600JB, 105 Amp	LN	130	12	7612N	7613N
Cummins 5.9L ISB		Leece Neville 2700JB, 130 Amp	LN	130	12	7612N	7613N
Cummins 5.9L ISB		Leece Neville 2805JB, 145 Amp	LN	160	12	7613N	7613N-LC
Cummins 5.9L ISB		Leece Neville LC Series, 160 Amp, stator activated, 239 mm Rotor OAL	LN	160	12	7613N-LC	
Cummins 5.9L ISB		Leece Neville, IR/EF, 160 Amp, trio activated, (235mm rotor OAL)	LN	160	12	7613N	7613N-LC
Cummins 5.9L ISB		Motorola 8LHA, 130 Amp, Std. Regulator	LN	160	12	8329N	
Cummins 5.9L ISB		Motorola 8LHA, 140 Amp, Std. Regulator	LN	160	12	8329N	
Cummins 5.9L ISB		Opt. Serv. Repl., DR 24SI, J180 Mt., 160 Amp	DR	160	12	8718N	
L6 5.9L 5882cc 359cid	2003-98	DR 22SI J-180 Mt., 130 Amp, 14.1 Vset	DR	145	12	8078N	7685N
L6 5.9L 5882cc 359cid		DR 22SI J-180 Mt., 130-145 Amp, 14.5 Vset	DR	145	12	8078N-1	7685N
L6 5.9L 5882cc 359cid		DR 22SI J-180 Mt., 145 Amp, 14.1 Vset	DR	145	12	8078N	7685N
L6 5.9L 5882cc 359cid		Opt. Serv. Repl., DR 24SI, J180 Mt., 160 Amp	DR	160	12	8718N	
L6 5.9L 5882cc 359cid	2003-94	Bosch Replacement Unit, 160 Amp, 3 Mounting Ears	BO	160	12	12490N	12715N
L6 5.9L 5882cc 359cid		Bosch Replacement Unit, 200 Amp	BO	200	12	12715N	
L6 5.9L 5882cc 359cid		Leece Neville 2500JB, 90 Amp	LN	130	12	7612N	7613N
L6 5.9L 5882cc 359cid		Leece Neville 2600JB, 105 Amp	LN	130	12	7612N	7613N
L6 5.9L 5882cc 359cid		Leece Neville 2700JB, 130 Amp	LN	130	12	7612N	7613N
L6 5.9L 5882cc 359cid		Leece Neville 2805JB, 145 Amp	LN	160	12	7613N	7613N-LC
L6 5.9L 5882cc 359cid		Leece Neville LC Series, 160 Amp, stator activated, 239 mm Rotor OAL	LN	160	12	7613N-LC	
L6 5.9L 5882cc 359cid		Leece Neville, IR/EF, 160 Amp, trio activated, (235mm rotor OAL)	LN	160	12	7613N	7613N-LC
L6 5.9L 5882cc 359cid		Motorola 8LHA, 130 Amp, Std. Regulator	LN	160	12	8329N	
L6 5.9L 5882cc 359cid		Motorola 8LHA, 140 Amp, Std. Regulator	LN	160	12	8329N	
L6 5.9L 5882cc 359cid	1997-94	Delco 21SI, 115 Amp	DR	145-160	12	7685N	8076N
L6 5.9L 5882cc 359cid		Delco 21SI, 130 Amp	DR	130	12	7681N	7685N
L6 5.9L 5882cc 359cid		Delco 21SI, 145 Amp, 14.1 Vset	DR	145-160	12	7685N	8076N
L6 5.9L 5882cc 359cid		Delco 21SI, 145 Amp, 14.5 Vset	DR	145-160	12	7685N-1	8076N
L6 5.9L 5882cc 359cid		Delco CS130 Alternator	DR	100-105	12	7687N	
L6 6.4L 388cid	2003-00	Bosch IR/IF, Repl. Unit, Quad Pad Mtg, 160 Amp	BO	160	12	12491N	12716N
L6 6.4L 388cid		Bosch IR/IF, Repl. Unit, Quad Pad Mtg, 200 Amp	BO	200	12	12716N	
L6 6.4L 388cid		Delco 22SI, Quad Pad Mt, 100 Amp	DR	145	12	8362N	12491N
L6 6.4L 388cid		Delco 22SI, Quad Pad Mt, 145 Amp	DR	145	12	8362N	12491N
L6 6.4L 388cid		DR 22SI Quad Pad Mt., 130 Amp	DR	145	12	8362N	12491N
L6 6.4L 388cid		Opt. Ser. Repl. DR 24SI, Quad Pad Mt., 160 Amp	DR	160	12	8719N	
L6 6.4L 388cid		Opt. Serv. Repl., DR 24SI Quad Pad Mt., 145 Amp	DR	160	12	8707N	
L6 6.4L 388cid		Opt. Serv. Repl., DR 24SI Quad Pad Mt., 160 Amp	DR	160	12	8707N	
L6 6.4L 388cid		Opt. Serv. Repl., DR 24SI, Quad Pad Mt., 130 Amp	DR	160	12	8707N	
L6 7.2L 441cid	2007-03	LN IR/ EF, Quad Mt., Opt. Serv. Repl., 12V / 185 Amp	LN	185	12	8676N	
L6 7.2L 441cid	2005-98	DR 22SI J-180 Mt., 130 Amp, 14.1 Vset	DR	145	12	8078N	7685N
L6 7.2L 441cid		DR 22SI J-180 Mt., 130-145 Amp, 14.5 Vset	DR	145	12	8078N-1	7685N
L6 7.2L 441cid		DR 22SI J-180 Mt., 145 Amp, 14.1 Vset	DR	145	12	8078N	7685N
L6 7.2L 441cid		Opt. Serv. Repl., DR 24SI, J180 Mt., 160 Amp	DR	160	12	8718N	
L6 7.2L 441cid	2005-95	Bosch Replacement Unit, 160 Amp, 3 Mounting Ears	BO	160	12	12490N	12715N
L6 7.2L 441cid		Bosch Replacement Unit, 200 Amp	BO	200	12	12715N	
L6 7.2L 441cid		Leece Neville 2500JB, 90 Amp	LN	130	12	7612N	7613N
L6 7.2L 441cid		Leece Neville 2600JB, 105 Amp	LN	130	12	7612N	7613N
L6 7.2L 441cid		Leece Neville 2700JB, 130 Amp	LN	130	12	7612N	7613N
L6 7.2L 441cid		Leece Neville 2805JB, 145 Amp	LN	160	12	7613N	7613N-LC
L6 7.2L 441cid		Leece Neville LC Series, 160 Amp, stator activated, 239 mm Rotor OAL	LN	160	12	7613N-LC	
L6 7.2L 441cid		Leece Neville, IR/EF, 160 Amp, trio activated, (235mm rotor OAL)	LN	160	12	7613N	7613N-LC
L6 7.2L 441cid	2005-04	Caterpillar C-7, Bosch IR/IF, Repl. Unit, Quad Pad Mtg, 160 Amp	BO	160	12	12491N	12716N
L6 7.2L 441cid	2004-95	Motorola 8LHA, 130 Amp, Std. Regulator	LN	160	12	8329N	
L6 7.2L 441cid		Motorola 8LHA, 140 Amp, Std. Regulator	LN	160	12	8329N	
L6 7.2L 441cid	1997-95	Delco 21SI, 115 Amp	DR	145-160	12	7685N	8076N
L6 7.2L 441cid		Delco 21SI, 130 Amp	DR	130	12	7681N	7685N

ALTERNATORS

ALTERNATORS AND GENERATORS

ENGINE	YEAR	APPLICATION	Mfg	Amp	Volt	PART NO.	OPT. NO.
Freightliner (Cont'd)							
FL70 (Cont'd)							
L6 7.2L 441cid	1997-95	Delco 21SI, 145 Amp, 14.1 Vset	DR	145-160	12	7685N	8076N
L6 7.2L 441cid		Delco 21SI, 145 Amp, 14.5 Vset	DR	145-160	12	7685N-1	8076N
L6 7.2L 441cid	2005	Caterpillar C-7, Bosch IR/IF, Repl. Unit, Quad Pad Mtg, 200 Amp	BO	200	12	12716N	
L6 7.2L 441cid		Caterpillar C-7, Delco 22SI, Quad Pad Mt, 100 Amp	DR	145	12	8362N	12491N
L6 7.2L 441cid		Caterpillar C-7, Delco 22SI, Quad Pad Mt, 145 Amp	DR	145	12	8362N	12491N
L6 7.2L 441cid		Caterpillar C-7, DR 22SI Quad Pad Mt., 130 Amp	DR	145	12	8362N	12491N
L6 7.2L 441cid		Caterpillar C-7, Opt. Ser. Repl. DR 24SI, Quad Pad Mt., 160 Amp	DR	160	12	8719N	
L6 7.2L 441cid		Caterpillar C-7, Opt. Serv. Repl., DR 24SI Quad Pad Mt., 145 Amp	DR	160	12	8707N	
L6 7.2L 441cid		Caterpillar C-7, Opt. Serv. Repl., DR 24SI Quad Pad Mt., 160 Amp	DR	160	12	8707N	
L6 7.2L 441cid		Caterpillar C-7, Opt. Serv. Repl., DR 24SI, Quad Pad Mt., 130 Amp	DR	160	12	8707N	
L6 7.2L 441cid		Motorola 8LHA, 130 Amp, Std. Regulator	LN	160	12	8329N	
L6 7.2L 441cid		Motorola 8LHA, 140 Amp, Std. Regulator	LN	160	12	8329N	
L6 7.2L 441cid	2004	Caterpillar C-7, Bosch IR/IF, Repl. Unit, Quad Pad Mtg, 200 Amp	BO	200	12	12716N	
L6 7.2L 441cid		Caterpillar C-7, Delco 22SI, Quad Pad Mt, 100 Amp	DR	145	12	8362N	12491N
L6 7.2L 441cid		Caterpillar C-7, Delco 22SI, Quad Pad Mt, 145 Amp	DR	145	12	8362N	12491N
L6 7.2L 441cid		Caterpillar C-7, DR 22SI Quad Pad Mt., 130 Amp	DR	145	12	8362N	12491N
L6 7.2L 441cid		Caterpillar C-7, Opt. Ser. Repl. DR 24SI, Quad Pad Mt., 160 Amp	DR	160	12	8719N	
L6 7.2L 441cid		Caterpillar C-7, Opt. Serv. Repl., DR 24SI Quad Pad Mt., 145 Amp	DR	160	12	8707N	
L6 7.2L 441cid		Caterpillar C-7, Opt. Serv. Repl., DR 24SI Quad Pad Mt., 160 Amp	DR	160	12	8707N	
L6 7.2L 441cid		Caterpillar C-7, Opt. Serv. Repl., DR 24SI, Quad Pad Mt., 130 Amp	DR	160	12	8707N	
L6 7.2L 441cid		Caterpillar C-7, Opt. Serv. Repl., DR 24SI, Quad Pad Mt., 130 Amp	DR	160	12	8707N	
L6 8.3L 8277cc 505cid	2005-03	Bosch IR/IF, Repl. Unit, Quad Pad Mtg, 160 Amp	BO	160	12	12491N	12716N
L6 8.3L 8277cc 505cid		Bosch IR/IF, Repl. Unit, Quad Pad Mtg, 200 Amp	BO	200	12	12716N	
L6 8.3L 8277cc 505cid		Cummins 8.3L ISC, Opt. Serv. Repl., DR 24SI Quad Pad Mt., 145 Amp	DR	160	12	8707N	
L6 8.3L 8277cc 505cid		Delco 22SI, Quad Pad Mt, 100 Amp	DR	145	12	8362N	12491N
L6 8.3L 8277cc 505cid		Delco 22SI, Quad Pad Mt, 145 Amp	DR	145	12	8362N	12491N
L6 8.3L 8277cc 505cid		DR 22SI Quad Pad Mt., 130 Amp	DR	145	12	8362N	12491N
L6 8.3L 8277cc 505cid		Opt. Ser. Repl. DR 24SI, Quad Pad Mt., 160 Amp	DR	160	12	8719N	
L6 8.3L 8277cc 505cid		Opt. Serv. Repl., DR 24SI Quad Pad Mt., 160 Amp	DR	160	12	8707N	
L6 8.3L 8277cc 505cid		Opt. Serv. Repl., DR 24SI, Quad Pad Mt., 130 Amp	DR	160	12	8707N	
L6 8.3L 8277cc 505cid	2002-98	DR 22SI J-180 Mt., 130 Amp, 14.1 Vset	DR	145	12	8078N	7685N
L6 8.3L 8277cc 505cid		DR 22SI J-180 Mt., 130-145 Amp, 14.5 Vset	DR	145	12	8078N-1	7685N
L6 8.3L 8277cc 505cid		DR 22SI J-180 Mt., 145 Amp, 14.1 Vset	DR	145	12	8078N	7685N
L6 8.3L 8277cc 505cid		Opt. Serv. Repl., DR 24SI, J180 Mt., 160 Amp	DR	160	12	8718N	
L6 8.3L 8277cc 505cid	2002-94	Bosch Replacement Unit, 160 Amp, 3 Mounting Ears	BO	160	12	12490N	12715N
L6 8.3L 8277cc 505cid		Bosch Replacement Unit, 200 Amp	BO	200	12	12715N	
L6 8.3L 8277cc 505cid		Leece Neville 2500JB, 90 Amp	LN	130	12	7612N	7613N
L6 8.3L 8277cc 505cid		Leece Neville 2600JB, 105 Amp	LN	130	12	7612N	7613N
L6 8.3L 8277cc 505cid		Leece Neville 2700JB, 130 Amp	LN	130	12	7612N	7613N
L6 8.3L 8277cc 505cid		Leece Neville 2805JB, 145 Amp	LN	160	12	7613N	7613N-LC
L6 8.3L 8277cc 505cid		Leece Neville LC Series, 160 Amp, stator activated, 239 mm Rotor OAL	LN	160	12	7613N-LC	
L6 8.3L 8277cc 505cid		Leece Neville, IR/EF, 160 Amp, trio activated, (235mm rotor OAL)	LN	160	12	7613N	7613N-LC
L6 8.3L 8277cc 505cid		Motorola 8LHA, 130 Amp, Std. Regulator	LN	160	12	8329N	
L6 8.3L 8277cc 505cid		Motorola 8LHA, 140 Amp, Std. Regulator	LN	160	12	8329N	
L6 8.3L 8277cc 505cid	1997-94	Delco 21SI, 115 Amp	DR	145-160	12	7685N	8076N
L6 8.3L 8277cc 505cid		Delco 21SI, 130 Amp	DR	130	12	7681N	7685N
L6 8.3L 8277cc 505cid		Delco 21SI, 145 Amp, 14.1 Vset	DR	145-160	12	7685N	8076N
L6 8.3L 8277cc 505cid		Delco 21SI, 145 Amp, 14.5 Vset	DR	145-160	12	7685N-1	8076N
Mercedes MBE900	2005-04	Bosch IR/IF, Repl. Unit, Quad Pad Mtg, 200 Amp	BO	200	12	12716N	
Mercedes MBE900		Delco 22SI, Quad Pad Mt, 100 Amp	DR	145	12	8362N	12491N
Mercedes MBE900		Delco 22SI, Quad Pad Mt, 145 Amp	DR	145	12	8362N	12491N
Mercedes MBE900		DR 22SI Quad Pad Mt., 130 Amp	DR	145	12	8362N	12491N
Mercedes MBE900		Opt. Ser. Repl. DR 24SI, Quad Pad Mt., 160 Amp	DR	160	12	8719N	
Mercedes MBE900		Opt. Serv. Repl., DR 24SI Quad Pad Mt., 145 Amp	DR	160	12	8707N	

ALTERNATORS

ALTERNATORS AND GENERATORS

ENGINE	YEAR	APPLICATION	Mfg	Amp	Volt	PART NO.	OPT. NO.
Freightliner (Cont'd)							
FL70 (Cont'd)							
Mercedes MBE900	2005-04	Opt. Serv. Repl., DR 24SI Quad Pad Mt., 160 Amp	DR	160	12	8707N	
Mercedes MBE900		Opt. Serv. Repl., DR 24SI, Qaud Pad Mt., 130 Amp	DR	160	12	8707N	
Mercedes MBE900	2005	Bosch IR/IF, Repl. Unit, Quad Pad Mtg, 160 Amp	BO	160	12	12491N	12716N
Mercedes MBE900	2004	Bosch IR/IF, Repl. Unit, Quad Pad Mtg, 160 Amp	BO	160	12	12491N	12716N
FL80							
Caterpillar 3126	2004-98	DR 22SI J-180 Mt., 130 Amp, 14.1 Vset	DR	145	12	8078N	7685N
Caterpillar 3126		DR 22SI J-180 Mt., 130-145 Amp, 14.5 Vset	DR	145	12	8078N-1	7685N
Caterpillar 3126		DR 22SI J-180 Mt., 145 Amp, 14.1 Vset	DR	145	12	8078N	7685N
Caterpillar 3126		Opt. Serv. Repl., DR 24SI, J180 Mt., 160 Amp	DR	160	12	8718N	
Caterpillar 3126	2004-94	Bosch Replacement Unit, 160 Amp, 3 Mounting Ears	BO	160	12	12490N	12715N
Caterpillar 3126		Bosch Replacement Unit, 200 Amp	BO	200	12	12715N	
Caterpillar 3126		Leece Neville 2500JB, 90 Amp	LN	130	12	7612N	7613N
Caterpillar 3126		Leece Neville 2600JB, 105 Amp	LN	130	12	7612N	7613N
Caterpillar 3126		Leece Neville 2700JB, 130 Amp	LN	130	12	7612N	7613N
Caterpillar 3126		Leece Neville 2805JB, 145 Amp	LN	160	12	7613N	7613N-LC
Caterpillar 3126		Leece Neville LC Series, 160 Amp, stator activated, 239 mm Rotor OAL	LN	160	12	7613N-LC	
Caterpillar 3126		Leece Neville, IR/EF, 160 Amp, trio activated, (235mm rotor OAL)	LN	160	12	7613N	7613N-LC
Caterpillar 3126		Motorola 8LHA, 130 Amp, Std. Regulator	LN	160	12	8329N	
Caterpillar 3126		Motorola 8LHA, 140 Amp, Std. Regulator	LN	160	12	8329N	
Caterpillar 3126	1997-94	Delco 21SI, 115 Amp	DR	145-160	12	7685N	8076N
Caterpillar 3126		Delco 21SI, 130 Amp	DR	130	12	7681N	7685N
Caterpillar 3126		Delco 21SI, 145 Amp, 14.1 Vset	DR	145-160	12	7685N	8076N
Caterpillar 3126		Delco 21SI, 145 Amp, 14.5 Vset	DR	145-160	12	7685N-1	8076N
Caterpillar C-7	2005-04	Bosch IR/IF, Repl. Unit, Quad Pad Mtg, 200 Amp	BO	200	12	12716N	
Caterpillar C-7	2005	Bosch IR/IF, Repl. Unit, Quad Pad Mtg, 160 Amp	BO	160	12	12491N	12716N
Caterpillar C-7		Delco 22SI, Quad Pad Mt, 100 Amp	DR	145	12	8362N	12491N
Caterpillar C-7		Delco 22SI, Quad Pad Mt, 145 Amp	DR	145	12	8362N	12491N
Caterpillar C-7		DR 22SI Quad Pad Mt., 130 Amp	DR	145	12	8362N	12491N
Caterpillar C-7		Opt. Ser. Repl. DR 24SI, Quad Pad Mt., 160 Amp	DR	160	12	8719N	
Caterpillar C-7		Opt. Serv. Repl., DR 24SI Quad Pad Mt., 145 Amp	DR	160	12	8707N	
Caterpillar C-7		Opt. Serv. Repl., DR 24SI, Qaud Pad Mt., 130 Amp	DR	160	12	8707N	
Caterpillar C-7	2004	Bosch IR/IF, Repl. Unit, Quad Pad Mtg, 160 Amp	BO	160	12	12491N	12716N
Caterpillar C-7		Delco 22SI, Quad Pad Mt, 100 Amp	DR	145	12	8362N	12491N
Caterpillar C-7		Delco 22SI, Quad Pad Mt, 145 Amp	DR	145	12	8362N	12491N
Caterpillar C-7		DR 22SI Quad Pad Mt., 130 Amp	DR	145	12	8362N	12491N
Caterpillar C-7		Opt. Ser. Repl. DR 24SI, Quad Pad Mt., 160 Amp	DR	160	12	8719N	
Caterpillar C-7		Opt. Serv. Repl., DR 24SI Quad Pad Mt., 145 Amp	DR	160	12	8707N	
Caterpillar C-7		Opt. Serv. Repl., DR 24SI, Qaud Pad Mt., 130 Amp	DR	160	12	8707N	
Cummins 5.9L ISB		Bosch Replacement Unit, 160 Amp, 3 Mounting Ears	BO	160	12	12490N	12715N
Cummins 5.9L ISB		Bosch Replacement Unit, 200 Amp	BO	200	12	12715N	
Cummins 5.9L ISB		DR 22SI J-180 Mt., 130 Amp, 14.1 Vset	DR	145	12	8078N	7685N
Cummins 5.9L ISB		DR 22SI J-180 Mt., 130-145 Amp, 14.5 Vset	DR	145	12	8078N-1	7685N
Cummins 5.9L ISB		DR 22SI J-180 Mt., 145 Amp, 14.1 Vset	DR	145	12	8078N	7685N
Cummins 5.9L ISB		Leece Neville 2500JB, 90 Amp	LN	130	12	7612N	7613N
Cummins 5.9L ISB		Leece Neville 2600JB, 105 Amp	LN	130	12	7612N	7613N
Cummins 5.9L ISB		Leece Neville 2700JB, 130 Amp	LN	130	12	7612N	7613N
Cummins 5.9L ISB		Leece Neville 2805JB, 145 Amp	LN	160	12	7613N	7613N-LC
Cummins 5.9L ISB		Leece Neville LC Series, 160 Amp, stator activated, 239 mm Rotor OAL	LN	160	12	7613N-LC	
Cummins 5.9L ISB		Leece Neville, IR/EF, 160 Amp, trio activated, (235mm rotor OAL)	LN	160	12	7613N	7613N-LC
Cummins 5.9L ISB		Motorola 8LHA, 130 Amp, Std. Regulator	LN	160	12	8329N	
Cummins 5.9L ISB		Motorola 8LHA, 140 Amp, Std. Regulator	LN	160	12	8329N	
Cummins 5.9L ISB		Opt. Serv. Repl., DR 24SI, J180 Mt., 160 Amp	DR	160	12	8718N	
L6 5.9L 5882cc 359cid	2003-98	DR 22SI J-180 Mt., 130 Amp, 14.1 Vset	DR	145	12	8078N	7685N
L6 5.9L 5882cc 359cid		DR 22SI J-180 Mt., 130-145 Amp, 14.5 Vset	DR	145	12	8078N-1	7685N
L6 5.9L 5882cc 359cid		DR 22SI J-180 Mt., 145 Amp, 14.1 Vset	DR	145	12	8078N	7685N
L6 5.9L 5882cc 359cid		Opt. Serv. Repl., DR 24SI, J180 Mt., 160 Amp	DR	160	12	8718N	
L6 5.9L 5882cc 359cid	2003-94	Bosch Replacement Unit, 160 Amp, 3 Mounting Ears	BO	160	12	12490N	12715N
L6 5.9L 5882cc 359cid		Bosch Replacement Unit, 200 Amp	BO	200	12	12715N	
L6 5.9L 5882cc 359cid		Leece Neville 2500JB, 90 Amp	LN	130	12	7612N	7613N
L6 5.9L 5882cc 359cid		Leece Neville 2600JB, 105 Amp	LN	130	12	7612N	7613N
L6 5.9L 5882cc 359cid		Leece Neville 2700JB, 130 Amp	LN	130	12	7612N	7613N

ALTERNATORS AND GENERATORS

ENGINE	YEAR	APPLICATION	Mfg	Amp	Volt	PART NO.	OPT. NO.
Freightliner (Cont'd)							
FL80 (Cont'd)							
L6 5.9L 5882cc 359cid	2003-94	Leece Neville 2805JB, 145 Amp	LN	160	12	7613N	7613N-LC
L6 5.9L 5882cc 359cid		Leece Neville LC Series, 160 Amp, stator activated, 239 mm Rotor OAL	LN	160	12	7613N-LC	
L6 5.9L 5882cc 359cid		Leece Neville, IR/EF, 160 Amp, trio activated, (235mm rotor OAL)	LN	160	12	7613N	7613N-LC
L6 5.9L 5882cc 359cid		Motorola 8LHA, 130 Amp, Std. Regulator	LN	160	12	8329N	
L6 5.9L 5882cc 359cid		Motorola 8LHA, 140 Amp, Std. Regulator	LN	160	12	8329N	
L6 5.9L 5882cc 359cid		1997-94	Delco 21SI, 115 Amp	DR	145-160	12	7685N
L6 5.9L 5882cc 359cid	Delco 21SI, 130 Amp		DR	130	12	7681N	7685N
L6 5.9L 5882cc 359cid		Delco 21SI, 145 Amp, 14.1 Vset	DR	145-160	12	7685N	8076N
L6 5.9L 5882cc 359cid		Delco 21SI, 145 Amp, 14.5 Vset	DR	145-160	12	7685N-1	8076N
L6 5.9L 5882cc 359cid		Delco CS130 Alternator	DR	100-105	12	7687N	
L6 8.3L 8277cc 505cid		2004-03	Delco 22SI, Quad Pad Mt, 100 Amp	DR	145	12	8362N
L6 8.3L 8277cc 505cid	Opt. Serv. Repl., DR 24SI, Quad Pad Mt., 130 Amp		DR	160	12	8707N	
L6 8.3L 8277cc 505cid	2002-98	DR 22SI J-180 Mt., 130 Amp, 14.1 Vset	DR	145	12	8078N	7685N
L6 8.3L 8277cc 505cid		DR 22SI J-180 Mt., 130-145 Amp, 14.5 Vset	DR	145	12	8078N-1	7685N
L6 8.3L 8277cc 505cid		DR 22SI J-180 Mt., 145 Amp, 14.1 Vset	DR	145	12	8078N	7685N
L6 8.3L 8277cc 505cid		Opt. Serv. Repl., DR 24SI, J180 Mt., 160 Amp	DR	160	12	8718N	
L6 8.3L 8277cc 505cid	2002-94	Bosch Replacement Unit, 160 Amp, 3 Mounting Ears	BO	160	12	12490N	12715N
L6 8.3L 8277cc 505cid		Bosch Replacement Unit, 200 Amp	BO	200	12	12715N	
L6 8.3L 8277cc 505cid		Leece Neville 2500JB, 90 Amp	LN	130	12	7612N	7613N
L6 8.3L 8277cc 505cid		Leece Neville 2600JB, 105 Amp	LN	130	12	7612N	7613N
L6 8.3L 8277cc 505cid		Leece Neville 2700JB, 130 Amp	LN	130	12	7612N	7613N
L6 8.3L 8277cc 505cid		Leece Neville 2805JB, 145 Amp	LN	160	12	7613N	7613N-LC
L6 8.3L 8277cc 505cid		Leece Neville LC Series, 160 Amp, stator activated, 239 mm Rotor OAL	LN	160	12	7613N-LC	
L6 8.3L 8277cc 505cid		Leece Neville, IR/EF, 160 Amp, trio activated, (235mm rotor OAL)	LN	160	12	7613N	7613N-LC
L6 8.3L 8277cc 505cid		Motorola 8LHA, 130 Amp, Std. Regulator	LN	160	12	8329N	
L6 8.3L 8277cc 505cid		Motorola 8LHA, 140 Amp, Std. Regulator	LN	160	12	8329N	
L6 8.3L 8277cc 505cid	1997-94	Delco 21SI, 115 Amp	DR	145-160	12	7685N	8076N
L6 8.3L 8277cc 505cid		Delco 21SI, 130 Amp	DR	130	12	7681N	7685N
L6 8.3L 8277cc 505cid		Delco 21SI, 145 Amp, 14.1 Vset	DR	145-160	12	7685N	8076N
L6 8.3L 8277cc 505cid		Delco 21SI, 145 Amp, 14.5 Vset	DR	145-160	12	7685N-1	8076N
L6 8.3L 8277cc 505cid	2004	Bosch IR/IF, Repl. Unit, Quad Pad Mtg, 160 Amp	BO	160	12	12491N	12716N
L6 8.3L 8277cc 505cid		Bosch IR/IF, Repl. Unit, Quad Pad Mtg, 200 Amp	BO	200	12	12716N	
L6 8.3L 8277cc 505cid		Delco 22SI, Quad Pad Mt, 145 Amp	DR	145	12	8362N	12491N
L6 8.3L 8277cc 505cid		DR 22SI Quad Pad Mt., 130 Amp	DR	145	12	8362N	12491N
L6 8.3L 8277cc 505cid		Opt. Ser. Repl. DR 24SI, Quad Pad Mt., 160 Amp	DR	160	12	8719N	
L6 8.3L 8277cc 505cid		Opt. Serv. Repl., DR 24SI Quad Pad Mt., 145 Amp	DR	160	12	8707N	
L6 8.3L 8277cc 505cid		Opt. Serv. Repl., DR 24SI Quad Pad Mt., 160 Amp	DR	160	12	8707N	
L6 8.3L 8277cc 505cid		2003	Bosch IR/IF, Repl. Unit, Quad Pad Mtg, 160 Amp	BO	160	12	12491N
L6 8.3L 8277cc 505cid	Bosch IR/IF, Repl. Unit, Quad Pad Mtg, 200 Amp		BO	200	12	12716N	
L6 8.3L 8277cc 505cid		Delco 22SI, Quad Pad Mt, 145 Amp	DR	145	12	8362N	12491N
L6 8.3L 8277cc 505cid		DR 22SI Quad Pad Mt., 130 Amp	DR	145	12	8362N	12491N
L6 8.3L 8277cc 505cid		Opt. Ser. Repl. DR 24SI, Quad Pad Mt., 160 Amp	DR	160	12	8719N	
L6 8.3L 8277cc 505cid		Opt. Serv. Repl., DR 24SI Quad Pad Mt., 145 Amp	DR	160	12	8707N	
L6 8.3L 8277cc 505cid		Opt. Serv. Repl., DR 24SI Quad Pad Mt., 160 Amp	DR	160	12	8707N	
Mercedes MBE900		2004-00	Bosch IR/IF, Repl. Unit, Quad Pad Mtg, 160 Amp	BO	160	12	12491N
Mercedes MBE900	Bosch IR/IF, Repl. Unit, Quad Pad Mtg, 200 Amp		BO	200	12	12716N	
Mercedes MBE900		Delco 22SI, Quad Pad Mt, 100 Amp	DR	145	12	8362N	12491N
Mercedes MBE900		Delco 22SI, Quad Pad Mt, 145 Amp	DR	145	12	8362N	12491N
Mercedes MBE900		DR 22SI Quad Pad Mt., 130 Amp	DR	145	12	8362N	12491N
Mercedes MBE900		Opt. Serv. Repl. DR 24SI, Quad Pad Mt., 160 Amp	DR	160	12	8719N	
Mercedes MBE900		Opt. Serv. Repl., DR 24SI Quad Pad Mt., 145 Amp	DR	160	12	8707N	
Mercedes MBE900		Opt. Serv. Repl., DR 24SI Quad Pad Mt., 160 Amp	DR	160	12	8707N	
Mercedes MBE900		Opt. Serv. Repl., DR 24SI, Quad Pad Mt., 130 Amp	DR	160	12	8707N	
FL-90							
DD 50 Series, 8.5L Diesel	2008-03	LN IR/ EF, Quad Mt., Opt. Serv. Repl., 12V / 185 Amp	LN	185	12	8676N	
DD 50, 8.5L		Leece-Neville, IR/ EF, 270 Amp, Pad Mount	LN	270	12	8681N	
DD 50, 8.5L		LN, ER / EF, Dual Ft. Mt., 185 Amp	LN	185	12	8674N	
DD 50, 8.5L		LN, IR / EF 185 Amp, B. Post-left	LN	185	12	8658N	8745N
DD 50, 8.5L		LN, IR / EF, 185 Amp, B. Post-right	LN	185	12	8673N	8658N
DD 50, 8.5L		2007-03	LN IR/ EF, 270 Amp, Quad Pad Mt.	LN	270	12	8681N
DD 50, 8.5L	2003-98		LN, 270 Amp, J-180 Mt., Ign. Stud, Int. Sense, B. Post-right	LN	270	12	8654N

ALTERNATORS

ALTERNATORS AND GENERATORS

ENGINE	YEAR	APPLICATION	Mfg	Amp	Volt	PART NO.	OPT. NO.
Freightliner (Cont'd)							
FL-90 (Cont'd)							
DD 50, 8.5L	2003-97	LN IR/ EF, 270 Amp, J-180 Mtg., SE Reg.	LN	270	12	8322N	
Mercedes OM366, 6.0L	2008-03	Leece-Neville, IR/ EF, 270 Amp, Pad Mount	LN	270	12	8681N	
Mercedes OM366, 6.0L		LN, ER / EF, Dual Ft. Mt., 185 Amp	LN	185	12	8674N	
Mercedes OM366, 6.0L		LN, IR / EF 185 Amp, B. Post-left	LN	185	12	8658N	8745N
Mercedes OM366, 6.0L		LN, IR / EF, 185 Amp, B. Post-right	LN	185	12	8673N	8658N
Mercedes OM366, 6.0L	2007-03	LN IR/ EF, 270 Amp, Quad Pad Mt.	LN	270	12	8681N	
Mercedes OM366, 6.0L	2003-98	LN, 270 Amp, J-180 Mt., Ign. Stud, Int. Sense, B. Post-right	LN	270	12	8654N	
Mercedes OM366, 6.0L	2003-97	LN IR/ EF, 270 Amp, J-180 Mtg., SE Reg.	LN	270	12	8322N	
OM366	2003-98	ND IR/ EF, 24V/ 65 Amp, J-180 Mtg.	ND	95	24	12670N	
OM366, 6.0L Diesel.	2008-03	LN IR/ EF, Quad Mt., Opt. Serv. Repl., 12V / 185 Amp	LN	185	12	8676N	
FLD 112 / 120							
Caterpillar 3176	2000-98	DR 22SI J-180 Mt., 130 Amp, 14.1 Vset	DR	145	12	8078N	7685N
Caterpillar 3176		DR 22SI J-180 Mt., 130-145 Amp, 14.5 Vset	DR	145	12	8078N-1	7685N
Caterpillar 3176		DR 22SI J-180 Mt., 145 Amp, 14.1 Vset	DR	145	12	8078N	7685N
Caterpillar 3176		DR 33SI, J-180 Mt., #10 R Term., 135 Amp, Std.	DR	135	12	8083N	8612N
Caterpillar 3176		DR 33SI, J-180Mt., #10 R Term, 110 Amp, Std.	DR	110	12	8081N	8612N
Caterpillar 3176		Opt. Serv. Repl., DR 24SI, J180 Mt., 160 Amp	DR	160	12	8718N	
Caterpillar 3176	2000-89	Leece Neville 2700JB, 130 Amp	LN	130	12	7612N	7613N
Caterpillar 3176		Leece Neville 2805JB, 145 Amp	LN	160	12	7613N	7613N-LC
Caterpillar 3176		Leece Neville LC Series, 160 Amp, stator activated, 239 mm Rotor OAL	LN	160	12	7613N-LC	
Caterpillar 3176		Leece Neville, IR/EF, 160 Amp, trio activated, (235mm rotor OAL)	LN	160	12	7613N	7613N-LC
Caterpillar 3176		Motorola 8LHA, 130 Amp, Std. Regulator	LN	160	12	8329N	
Caterpillar 3176		Motorola 8LHA, 140 Amp, Std. Regulator	LN	160	12	8329N	
Caterpillar 3176	2000-86	Bosch Replacement Unit, 160 Amp, 3 Mounting Ears	BO	160	12	12490N	12715N
Caterpillar 3176		Bosch Replacement Unit, 200 Amp	BO	200	12	12715N	
Caterpillar 3176		Leece Neville 2500JB, 90 Amp	LN	130	12	7612N	7613N
Caterpillar 3176		Leece Neville 2600JB, 105 Amp	LN	130	12	7612N	7613N
Caterpillar 3176	1997-93	Delco 21SI, 115 Amp	DR	145-160	12	7685N	8076N
Caterpillar 3176		Delco 21SI, 130 Amp	DR	130	12	7681N	7685N
Caterpillar 3176		Delco 21SI, 145 Amp, 14.1 Vset	DR	145-160	12	7685N	8076N
Caterpillar 3176		Delco 21SI, 145 Amp, 14.5 Vset	DR	145-160	12	7685N-1	8076N
Caterpillar 3176	1992-89	Delco 21SI, 130 Amp	DR	130	12	7681N	7685N
Caterpillar 3176		Delco 21SI, 145 Amp, 14.1 Vset	DR	145-160	12	7685N	8076N
Caterpillar 3176		Delco 21SI, 145 Amp, 14.5 Vset	DR	145-160	12	7685N-1	8076N
Caterpillar 3176		Delco 25SI Alternator	DR	85	12	8066N	
Caterpillar 3176		Delco 26SI, 85 Amp, w/Relay Terminal	DR	85	12	8066N	
Caterpillar 3176		DR 30SI, 105 Amp, w/R Pin, w/o Transformer	DR	105	12	7940N	
Caterpillar 3176	1988-86	30SI Delco	DR	90	12	7256N	
Caterpillar 3176		30SI Delco	DR	90	12	7262N	
Caterpillar 3176		Delco 25SI Alternator	DR	75	12	7255N	8066N
Caterpillar 3176		Motorola Loadhandler	LN	160	12	8329N	
Caterpillar 3306	2000-98	DR 22SI J-180 Mt., 130 Amp, 14.1 Vset	DR	145	12	8078N	7685N
Caterpillar 3306		DR 22SI J-180 Mt., 130-145 Amp, 14.5 Vset	DR	145	12	8078N-1	7685N
Caterpillar 3306		DR 22SI J-180 Mt., 145 Amp, 14.1 Vset	DR	145	12	8078N	7685N
Caterpillar 3306		DR 33SI, J-180 Mt., #10 R Term., 135 Amp, Std.	DR	135	12	8083N	8612N
Caterpillar 3306		DR 33SI, J-180Mt., #10 R Term, 110 Amp, Std.	DR	110	12	8081N	8612N
Caterpillar 3306		Opt. Serv. Repl., DR 24SI, J180 Mt., 160 Amp	DR	160	12	8718N	
Caterpillar 3306	2000-89	Leece Neville 2700JB, 130 Amp	LN	130	12	7612N	7613N
Caterpillar 3306		Leece Neville 2805JB, 145 Amp	LN	160	12	7613N	7613N-LC
Caterpillar 3306		Leece Neville LC Series, 160 Amp, stator activated, 239 mm Rotor OAL	LN	160	12	7613N-LC	
Caterpillar 3306		Leece Neville, IR/EF, 160 Amp, trio activated, (235mm rotor OAL)	LN	160	12	7613N	7613N-LC
Caterpillar 3306		Motorola 8LHA, 130 Amp, Std. Regulator	LN	160	12	8329N	
Caterpillar 3306		Motorola 8LHA, 140 Amp, Std. Regulator	LN	160	12	8329N	
Caterpillar 3306	2000-86	Bosch Replacement Unit, 160 Amp, 3 Mounting Ears	BO	160	12	12490N	12715N
Caterpillar 3306		Bosch Replacement Unit, 200 Amp	BO	200	12	12715N	
Caterpillar 3306		Leece Neville 2500JB, 90 Amp	LN	130	12	7612N	7613N
Caterpillar 3306		Leece Neville 2600JB, 105 Amp	LN	130	12	7612N	7613N
Caterpillar 3306	1997-93	Delco 21SI, 115 Amp	DR	145-160	12	7685N	8076N
Caterpillar 3306		Delco 21SI, 130 Amp	DR	130	12	7681N	7685N
Caterpillar 3306		Delco 21SI, 145 Amp, 14.1 Vset	DR	145-160	12	7685N	8076N
Caterpillar 3306		Delco 21SI, 145 Amp, 14.5 Vset	DR	145-160	12	7685N-1	8076N

ALTERNATORS

ALTERNATORS AND GENERATORS

ENGINE	YEAR	APPLICATION	Mfg	Amp	Volt	PART NO.	OPT. NO.
Freightliner (Cont'd)							
FLD 112 / 120 (Cont'd)							
Caterpillar 3306	1992-89	Delco 21SI, 130 Amp	DR	130	12	7681N	7685N
Caterpillar 3306		Delco 21SI, 145 Amp, 14.1 Vset	DR	145-160	12	7685N	8076N
Caterpillar 3306		Delco 21SI, 145 Amp, 14.5 Vset	DR	145-160	12	7685N-1	8076N
Caterpillar 3306		Delco 25SI Alternator	DR	85	12	8066N	
Caterpillar 3306		Delco 26SI, 85 Amp, w/Relay Terminal	DR	85	12	8066N	
Caterpillar 3306		DR 30SI, 105 Amp, w/R Pin, w/o Transformer	DR	105	12	7940N	
Caterpillar 3306	1988-86	30SI Delco	DR	90	12	7256N	
Caterpillar 3306		30SI Delco	DR	90	12	7262N	
Caterpillar 3306		Delco 25SI Alternator	DR	75	12	7255N	8066N
Caterpillar 3306		Motorola Loadhandler	LN	160	12	8329N	
Caterpillar 3406	2000-98	DR 22SI J-180 Mt., 130 Amp, 14.1 Vset	DR	145	12	8078N	7685N
Caterpillar 3406		DR 22SI J-180 Mt., 130-145 Amp, 14.5 Vset	DR	145	12	8078N-1	7685N
Caterpillar 3406		DR 22SI J-180 Mt., 145 Amp, 14.1 Vset	DR	145	12	8078N	7685N
Caterpillar 3406		DR 33SI, J-180 Mt., #10 R Term., 135 Amp, Std.	DR	135	12	8083N	8612N
Caterpillar 3406		DR 33SI, J-180Mt., #10 R Term, 110 Amp, Std.	DR	110	12	8081N	8612N
Caterpillar 3406		Opt. Serv. Repl., DR 24SI, J180 Mt., 160 Amp	DR	160	12	8718N	
Caterpillar 3406	2000-89	Leece Neville 2700JB, 130 Amp	LN	130	12	7612N	7613N
Caterpillar 3406		Leece Neville 2805JB, 145 Amp	LN	160	12	7613N	7613N-LC
Caterpillar 3406		Leece Neville LC Series, 160 Amp, stator activated, 239 mm Rotor OAL	LN	160	12	7613N-LC	
Caterpillar 3406		Leece Neville, IR/EF, 160 Amp, trio activated, (235mm rotor OAL)	LN	160	12	7613N	7613N-LC
Caterpillar 3406		Motorola 8LHA, 130 Amp, Std. Regulator	LN	160	12	8329N	
Caterpillar 3406		Motorola 8LHA, 140 Amp, Std. Regulator	LN	160	12	8329N	
Caterpillar 3406	2000-86	Bosch Replacement Unit, 160 Amp, 3 Mounting Ears	BO	160	12	12490N	12715N
Caterpillar 3406		Bosch Replacement Unit, 200 Amp	BO	200	12	12715N	
Caterpillar 3406		Leece Neville 2500JB, 90 Amp	LN	130	12	7612N	7613N
Caterpillar 3406		Leece Neville 2600JB, 105 Amp	LN	130	12	7612N	7613N
Caterpillar 3406	1997-93	Delco 21SI, 115 Amp	DR	145-160	12	7685N	8076N
Caterpillar 3406		Delco 21SI, 130 Amp	DR	130	12	7681N	7685N
Caterpillar 3406		Delco 21SI, 145 Amp, 14.1 Vset	DR	145-160	12	7685N	8076N
Caterpillar 3406		Delco 21SI, 145 Amp, 14.5 Vset	DR	145-160	12	7685N-1	8076N
Caterpillar 3406	1992-89	Delco 21SI, 130 Amp	DR	130	12	7681N	7685N
Caterpillar 3406		Delco 21SI, 145 Amp, 14.1 Vset	DR	145-160	12	7685N	8076N
Caterpillar 3406		Delco 21SI, 145 Amp, 14.5 Vset	DR	145-160	12	7685N-1	8076N
Caterpillar 3406		Delco 25SI Alternator	DR	85	12	8066N	
Caterpillar 3406		Delco 26SI, 85 Amp, w/Relay Terminal	DR	85	12	8066N	
Caterpillar 3406		DR 30SI, 105 Amp, w/R Pin, w/o Transformer	DR	105	12	7940N	
Caterpillar 3406	1988-86	30SI Delco	DR	90	12	7256N	
Caterpillar 3406		30SI Delco	DR	90	12	7262N	
Caterpillar 3406		Delco 25SI Alternator	DR	75	12	7255N	8066N
Caterpillar 3406		Motorola Loadhandler	LN	160	12	8329N	
Caterpillar C-10	2000-98	DR 22SI J-180 Mt., 130 Amp, 14.1 Vset	DR	145	12	8078N	7685N
Caterpillar C-10		DR 22SI J-180 Mt., 130-145 Amp, 14.5 Vset	DR	145	12	8078N-1	7685N
Caterpillar C-10		DR 22SI J-180 Mt., 145 Amp, 14.1 Vset	DR	145	12	8078N	7685N
Caterpillar C-10		DR 33SI, J-180 Mt., #10 R Term., 135 Amp, Std.	DR	135	12	8083N	8612N
Caterpillar C-10		DR 33SI, J-180Mt., #10 R Term, 110 Amp, Std.	DR	110	12	8081N	8612N
Caterpillar C-10		Opt. Serv. Repl., DR 24SI, J180 Mt., 160 Amp	DR	160	12	8718N	
Caterpillar C-10	2000-93	Bosch Replacement Unit, 160 Amp, 3 Mounting Ears	BO	160	12	12490N	12715N
Caterpillar C-10		Bosch Replacement Unit, 200 Amp	BO	200	12	12715N	
Caterpillar C-10		Leece Neville 2500JB, 90 Amp	LN	130	12	7612N	7613N
Caterpillar C-10		Leece Neville 2600JB, 105 Amp	LN	130	12	7612N	7613N
Caterpillar C-10		Leece Neville 2700JB, 130 Amp	LN	130	12	7612N	7613N
Caterpillar C-10		Leece Neville 2805JB, 145 Amp	LN	160	12	7613N	7613N-LC
Caterpillar C-10		Leece Neville LC Series, 160 Amp, stator activated, 239 mm Rotor OAL	LN	160	12	7613N-LC	
Caterpillar C-10		Leece Neville, IR/EF, 160 Amp, trio activated, (235mm rotor OAL)	LN	160	12	7613N	7613N-LC
Caterpillar C-10		Motorola 8LHA, 130 Amp, Std. Regulator	LN	160	12	8329N	
Caterpillar C-10		Motorola 8LHA, 140 Amp, Std. Regulator	LN	160	12	8329N	
Caterpillar C-10	1997-93	Delco 21SI, 115 Amp	DR	145-160	12	7685N	8076N
Caterpillar C-10		Delco 21SI, 130 Amp	DR	130	12	7681N	7685N
Caterpillar C-10		Delco 21SI, 145 Amp, 14.1 Vset	DR	145-160	12	7685N	8076N
Caterpillar C-10		Delco 21SI, 145 Amp, 14.5 Vset	DR	145-160	12	7685N-1	8076N
Caterpillar C-12	2008-98	DR 36SI, J-180 Mt. (33SI Upgrade) 170 Amp	DR	170	12	8612N	
Caterpillar C-12	2003-98	DR 22SI J-180 Mt., 130 Amp, 14.1 Vset	DR	145	12	8078N	7685N

ALTERNATORS

ALTERNATORS AND GENERATORS

ENGINE	YEAR	APPLICATION	Mfg	Amp	Volt	PART NO.	OPT. NO.
Freightliner (Cont'd)							
FLD 112 / 120 (Cont'd)							
Caterpillar C-12	2003-98	DR 22SI J-180 Mt., 130-145 Amp, 14.5 Vset	DR	145	12	8078N-1	7685N
Caterpillar C-12		DR 22SI J-180 Mt., 145 Amp, 14.1 Vset	DR	145	12	8078N	7685N
Caterpillar C-12		DR 33SI, J-180 Mt., #10 R Term., 135 Amp, Std.	DR	135	12	8083N	8612N
Caterpillar C-12		DR 33SI, J-180 Mt., 135 Amp, Road Gang Pkg.	DR	140	12	8607N	8612N
Caterpillar C-12		DR 33SI, J-180Mt., #10 R Term., 110 Amp, Std.	DR	110	12	8081N	8612N
Caterpillar C-12		DR 35SI, J-180 Mtg, 135 Amp, Repl. 33SI, Std.	DR	140	12	8607N	8612N
Caterpillar C-12		DR 35SI, J-180 Mtg. 135 Amp, Repl. 33SI, Road Gang Pkg.	DR	140	12	8607N	8612N
Caterpillar C-12		Opt. Serv. Repl., DR 24SI, J180 Mt., 160 Amp	DR	160	12	8718N	
Caterpillar C-12	2003-93	Bosch Replacement Unit, 160 Amp, 3 Mounting Ears	BO	160	12	12490N	12715N
Caterpillar C-12		Bosch Replacement Unit, 200 Amp	BO	200	12	12715N	
Caterpillar C-12		Leece Neville 2500JB, 90 Amp	LN	130	12	7612N	7613N
Caterpillar C-12		Leece Neville 2600JB, 105 Amp	LN	130	12	7612N	7613N
Caterpillar C-12		Leece Neville 2700JB, 130 Amp	LN	130	12	7612N	7613N
Caterpillar C-12		Leece Neville 2805JB, 145 Amp	LN	160	12	7613N	7613N-LC
Caterpillar C-12		Leece Neville LC Series, 160 Amp, stator activated, 239 mm Rotor OAL	LN	160	12	7613N-LC	
Caterpillar C-12		Leece Neville, IR/EF, 160 Amp, trio activated, (235mm rotor OAL)	LN	160	12	7613N	7613N-LC
Caterpillar C-12		Motorola 8LHA, 130 Amp, Std. Regulator	LN	160	12	8329N	
Caterpillar C-12		Motorola 8LHA, 140 Amp, Std. Regulator	LN	160	12	8329N	
Caterpillar C-12	1997-93	Delco 21SI, 115 Amp	DR	145-160	12	7685N	8076N
Caterpillar C-12		Delco 21SI, 130 Amp	DR	130	12	7681N	7685N
Caterpillar C-12		Delco 21SI, 145 Amp, 14.1 Vset	DR	145-160	12	7685N	8076N
Caterpillar C-12		Delco 21SI, 145 Amp, 14.5 Vset	DR	145-160	12	7685N-1	8076N
Caterpillar C12, 12.0L	2003-98	DR 35SI HP, J-180 Mtg. 140 Amp, Repl. 33SI, High Temp Pkg. .	DR	140	12	8607N	8612N
Caterpillar C13	2008-04	DR 36SI, Quad Mt., 24V / 95 Amp	DR	95	24	8610N	
Caterpillar C-13	2008-01	DR36SI HP,Quad Pad Mt., 170 Amp, High Temp Pkg.	DR	170	12	8614N	
Caterpillar C-13		LN, 160 Amp, w/Lamp Driver Reg.	DR	170	12	8614N	
Caterpillar C-13	2005-01	Bosch IR/IF, Repl. Unit, Quad Pad Mtg, 160 Amp	BO	160	12	12491N	12716N
Caterpillar C-13		Bosch IR/IF, Repl. Unit, Quad Pad Mtg, 200 Amp	BO	200	12	12716N	
Caterpillar C-13		Delco 22SI, Quad Pad Mt, 100 Amp	DR	145	12	8362N	12491N
Caterpillar C-13		Delco 22SI, Quad Pad Mt, 145 Amp	DR	145	12	8362N	12491N
Caterpillar C-13		DR 22SI Quad Pad Mt., 130 Amp	DR	145	12	8362N	12491N
Caterpillar C-13		DR 34SI, Quad Pad Mtg., 135 Amp, Remote Sense	DR	140	12	8609N	8614N
Caterpillar C-13		DR 34SI, Quad Pad Mtg., 135 Amp, Road Gang Pkg.	DR	140	12	8609N	8614N
Caterpillar C-13		DR 35SI HP, Quad Pad Mt., 140 Amp, High Temp. Pkg.	DR	140	12	8609N	8614N
Caterpillar C-13		DR 35SI, Quad Pad Mt, 110 Amp Std.	DR	140	12	8609N	8614N
Caterpillar C-13		DR 35SI, Quad Pad Mt., 135 Amp, Remote Sense	DR	140	12	8609N	8614N
Caterpillar C-13		DR 35SI, Quad Pad Mt., 135 Amp, Road Gang Pkg.	DR	140	12	8609N	8614N
Caterpillar C-13		DR 35SI, Quad Pad Mt., 135 Amp, Std.	DR	140	12	8609N	8614N
Caterpillar C-13		Motorola, 140 Amp, No Smart Check Reg.	LN	160	12	8410N	8410N
Caterpillar C-13		Motorola, 160 Amp, No Smart Check Reg.	LN	160	12	8410N	8410N
Caterpillar C-13		Opt. Ser. Repl. DR 24SI, Quad Pad Mt., 160 Amp	DR	160	12	8719N	
Caterpillar C-13		Std. DR 34SI, 110 Amp, Quad Pad Mt.	DR	140	12	8609N	8614N
Caterpillar C-13		Std. DR 34SI, 135 Amp, Quad Pad Mt.	DR	135	12	8096N	8614N
Caterpillar C13, 12.5L	2008-05	Delco 35SI, (34SI) HP High Temp Pkg.	DR	140	12	8608N	8613N
Caterpillar C13, 12.5L		DR 35SI HP, J-180 Mtg. 140 Amp, Repl. 33SI, High Temp Pkg. .	DR	140	12	8607N	8612N
Caterpillar C13, 12.5L	2008-03	Leece-Neville, IR/ EF, 270 Amp, Pad Mount	LN	270	12	8681N	
Caterpillar C13, 12.5L		LN IR/ EF, Quad Mt., Opt. Serv. Repl., 12V / 185 Amp	LN	185	12	8676N	
Caterpillar C13, 12.5L		LN, ER / EF, Dual Ft. Mt., 185 Amp	LN	185	12	8674N	
Caterpillar C13, 12.5L		LN, IR / EF 185 Amp, B. Post-left	LN	185	12	8658N	8745N
Caterpillar C13, 12.5L		LN, IR / EF, 185 Amp, B. Post-right	LN	185	12	8673N	8658N
Caterpillar C13, 12.5L	2007-03	LN IR/ EF, 270 Amp, Quad Pad Mt.	LN	270	12	8681N	
Caterpillar C13, 12.5L	2003-98	LN, 270 Amp, J-180 Mt., Ign. Stud, Int. Sense, B. Post-right	LN	270	12	8654N	
Caterpillar C13, 12.5L	2003-97	LN IR/ EF, 270 Amp, J-180 Mtg., SE Reg.	LN	270	12	8322N	
Caterpillar C-15	2008-01	Bosch IR/IF, Repl. Unit, Quad Pad Mtg, 160 Amp	BO	160	12	12491N	12716N
Caterpillar C-15		Bosch IR/IF, Repl. Unit, Quad Pad Mtg, 200 Amp	BO	200	12	12716N	
Caterpillar C-15		Delco 22SI, Quad Pad Mt, 100 Amp	DR	145	12	8362N	12491N
Caterpillar C-15		Delco 22SI, Quad Pad Mt, 145 Amp	DR	145	12	8362N	12491N
Caterpillar C-15		DR 22SI Quad Pad Mt., 130 Amp	DR	145	12	8362N	12491N
Caterpillar C-15		DR36SI HP,Quad Pad Mt., 170 Amp, High Temp Pkg.	DR	170	12	8614N	
Caterpillar C-15		LN, 160 Amp, w/Lamp Driver Reg.	DR	170	12	8614N	
Caterpillar C-15		Opt. Ser. Repl. DR 24SI, Quad Pad Mt., 160 Amp	DR	160	12	8719N	
Caterpillar C-15	2007-01	DR 34SI, Quad Pad Mtg., 135 Amp, Remote Sense	DR	140	12	8609N	8614N
Caterpillar C-15		DR 34SI, Quad Pad Mtg., 135 Amp, Road Gang Pkg.	DR	140	12	8609N	8614N
Caterpillar C-15		DR 35SI HP, Quad Pad Mt., 140 Amp, High Temp. Pkg.	DR	140	12	8609N	8614N

ALTERNATORS

ALTERNATORS AND GENERATORS

ENGINE	YEAR	APPLICATION	Mfg	Amp	Volt	PART NO.	OPT. NO.
Freightliner (Cont'd)							
FLD 112 / 120 (Cont'd)							
Caterpillar C-15	2007-01	DR 35SI, Quad Pad Mt, 110 Amp Std.	DR	140	12	8609N	8614N
Caterpillar C-15		DR 35SI, Quad Pad Mt., 135 Amp, Remote Sense	DR	140	12	8609N	8614N
Caterpillar C-15		DR 35SI, Quad Pad Mt., 135 Amp, Road Gang Pkg.	DR	140	12	8609N	8614N
Caterpillar C-15		DR 35SI, Quad Pad Mt., 135 Amp, Std.	DR	140	12	8609N	8614N
Caterpillar C-15		Motorola, 140 Amp, No Smart Check Reg.	LN	160	12	8410N	8410N
Caterpillar C-15		Motorola, 160 Amp, No Smart Check Reg.	LN	160	12	8410N	8410N
Caterpillar C-15		Std. DR 34SI, 110 Amp, Quad Pad Mt.	DR	140	12	8609N	8614N
Caterpillar C-15		Std. DR 34SI, 135 Amp, Quad Pad Mt.	DR	135	12	8096N	8614N
Cummins 8.3L ISC	1992-89	Delco 21SI, 130 Amp	DR	130	12	7681N	7685N
Cummins 8.3L ISC		Delco 21SI, 145 Amp, 14.1 Vset	DR	145-160	12	7685N	8076N
Cummins 8.3L ISC		Delco 21SI, 145 Amp, 14.5 Vset	DR	145-160	12	7685N-1	8076N
Cummins 8.3L ISC		Delco 25SI Alternator	DR	85	12	8066N	
Cummins 8.3L ISC		Delco 26SI, 85 Amp, w/Relay Terminal	DR	85	12	8066N	
Cummins 8.3L ISC		DR 30SI, 105 Amp, w/R Pin, w/o Transformer	DR	105	12	7940N	
Cummins 8.3L ISC		Leece Neville 2700JB, 130 Amp	LN	130	12	7612N	7613N
Cummins 8.3L ISC		Leece Neville 2805JB, 145 Amp	LN	160	12	7613N	7613N-LC
Cummins 8.3L ISC		Leece Neville LC Series, 160 Amp, stator activated, 239 mm Rotor OAL	LN	160	12	7613N-LC	
Cummins 8.3L ISC		Leece Neville, IR/EF, 160 Amp, trio activated, (235mm rotor OAL)	LN	160	12	7613N	7613N-LC
Cummins 8.3L ISC		Motorola 8LHA, 130 Amp, Std. Regulator	LN	160	12	8329N	
Cummins 8.3L ISC		Motorola 8LHA, 140 Amp, Std. Regulator	LN	160	12	8329N	
Cummins 8.3L ISC	1992-86	Bosch Replacement Unit, 160 Amp, 3 Mounting Ears	BO	160	12	12490N	12715N
Cummins 8.3L ISC		Bosch Replacement Unit, 200 Amp	BO	200	12	12715N	
Cummins 8.3L ISC		Leece Neville 2500JB, 90 Amp	LN	130	12	7612N	7613N
Cummins 8.3L ISC		Leece Neville 2600JB, 105 Amp	LN	130	12	7612N	7613N
Cummins 8.3L ISC	1988-86	30SI Delco	DR	90	12	7256N	
Cummins 8.3L ISC		30SI Delco	DR	90	12	7262N	
Cummins 8.3L ISC		Delco 25SI Alternator	DR	75	12	7255N	8066N
Cummins 8.3L ISC		Motorola Loadhandler	LN	160	12	8329N	
Cummins ISM	2008-01	DR36SI HP,Quad Pad Mt., 170 Amp, High Temp Pkg.	DR	170	12	8614N	
Cummins ISM	2003-01	Bosch IR/IF, Repl. Unit, Quad Pad Mtg, 160 Amp	BO	160	12	12491N	12716N
Cummins ISM		Bosch IR/IF, Repl. Unit, Quad Pad Mtg, 200 Amp	BO	200	12	12716N	
Cummins ISM		Delco 22SI, Quad Pad Mt, 100 Amp	DR	145	12	8362N	12491N
Cummins ISM		Delco 22SI, Quad Pad Mt, 145 Amp	DR	145	12	8362N	12491N
Cummins ISM		DR 22SI Quad Pad Mt., 130 Amp	DR	145	12	8362N	12491N
Cummins ISM		DR 34SI, Quad Pad Mtg., 135 Amp, Remote Sense	DR	140	12	8609N	8614N
Cummins ISM		DR 34SI, Quad Pad Mtg., 135 Amp, Road Gang Pkg.	DR	140	12	8609N	8614N
Cummins ISM		DR 35SI HP, Quad Pad Mt., 140 Amp, High Temp. Pkg.	DR	140	12	8609N	8614N
Cummins ISM		DR 35SI, Quad Pad Mt, 110 Amp Std.	DR	140	12	8609N	8614N
Cummins ISM		DR 35SI, Quad Pad Mt., 135 Amp, Remote Sense	DR	140	12	8609N	8614N
Cummins ISM		DR 35SI, Quad Pad Mt., 135 Amp, Road Gang Pkg.	DR	140	12	8609N	8614N
Cummins ISM		DR 35SI, Quad Pad Mt., 135 Amp, Std.	DR	140	12	8609N	8614N
Cummins ISM		LN, 160 Amp, w/Lamp Driver Reg.	DR	170	12	8614N	
Cummins ISM		Motorola, 140 Amp, No Smart Check Reg.	LN	160	12	8410N	8410N
Cummins ISM		Motorola, 160 Amp, No Smart Check Reg.	LN	160	12	8410N	8410N
Cummins ISM		Opt. Ser. Repl. DR 24SI, Quad Pad Mt., 160 Amp	DR	160	12	8719N	
Cummins ISM		Std. DR 34SI, 110 Amp, Quad Pad Mt.	DR	140	12	8609N	8614N
Cummins ISM		Std. DR 34SI, 135 Amp, Quad Pad Mt.	DR	135	12	8096N	8614N
Cummins L-10	2000-98	DR 22SI J-180 Mt., 130 Amp, 14.1 Vset	DR	145	12	8078N	7685N
Cummins L-10		DR 22SI J-180 Mt., 130-145 Amp, 14.5 Vset	DR	145	12	8078N-1	7685N
Cummins L-10		DR 22SI J-180 Mt., 145 Amp, 14.1 Vset	DR	145	12	8078N	7685N
Cummins L-10		DR 33SI, J-180 Mt., #10 R Term., 135 Amp, Std.	DR	135	12	8083N	8612N
Cummins L-10		DR 33SI, J-180Mt., #10 R Term, 110 Amp, Std.	DR	110	12	8081N	8612N
Cummins L-10		Opt. Serv. Repl., DR 24SI, J180 Mt., 160 Amp	DR	160	12	8718N	
Cummins L-10	2000-89	Leece Neville 2700JB, 130 Amp	LN	130	12	7612N	7613N
Cummins L-10		Leece Neville 2805JB, 145 Amp	LN	160	12	7613N	7613N-LC
Cummins L-10		Leece Neville LC Series, 160 Amp, stator activated, 239 mm Rotor OAL	LN	160	12	7613N-LC	
Cummins L-10		Leece Neville, IR/EF, 160 Amp, trio activated, (235mm rotor OAL)	LN	160	12	7613N	7613N-LC
Cummins L-10		Motorola 8LHA, 130 Amp, Std. Regulator	LN	160	12	8329N	
Cummins L-10		Motorola 8LHA, 140 Amp, Std. Regulator	LN	160	12	8329N	
Cummins L-10	2000-86	Bosch Replacement Unit, 160 Amp, 3 Mounting Ears	BO	160	12	12490N	12715N
Cummins L-10		Bosch Replacement Unit, 200 Amp	BO	200	12	12715N	
Cummins L-10		Leece Neville 2500JB, 90 Amp	LN	130	12	7612N	7613N

ALTERNATORS

ALTERNATORS AND GENERATORS

ENGINE	YEAR	APPLICATION	Mfg	Amp	Volt	PART NO.	OPT. NO.
Freightliner (Cont'd)							
FLD 112 / 120 (Cont'd)							
Cummins L-10	2000-86	Leece Neville 2600JB, 105 Amp	LN	130	12	7612N	7613N
Cummins L-10	1997-93	Delco 21SI, 115 Amp	DR	145-160	12	7685N	8076N
Cummins L-10		Delco 21SI, 130 Amp	DR	130	12	7681N	7685N
Cummins L-10		Delco 21SI, 145 Amp, 14.1 Vset	DR	145-160	12	7685N	8076N
Cummins L-10		Delco 21SI, 145 Amp, 14.5 Vset	DR	145-160	12	7685N-1	8076N
Cummins L-10	1992-89	Delco 21SI, 130 Amp	DR	130	12	7681N	7685N
Cummins L-10		Delco 21SI, 145 Amp, 14.1 Vset	DR	145-160	12	7685N	8076N
Cummins L-10		Delco 21SI, 145 Amp, 14.5 Vset	DR	145-160	12	7685N-1	8076N
Cummins L-10		Delco 25SI Alternator	DR	85	12	8066N	
Cummins L-10		Delco 26SI, 85 Amp, w/Relay Terminal	DR	85	12	8066N	
Cummins L-10		DR 30SI, 105 Amp, w/R Pin, w/o Transformer	DR	105	12	7940N	
Cummins L-10	1988-86	30SI Delco	DR	90	12	7256N	
Cummins L-10		30SI Delco	DR	90	12	7262N	
Cummins L-10		Delco 25SI Alternator	DR	75	12	7255N	8066N
Cummins L-10		Motorola Loadhandler	LN	160	12	8329N	
Cummins M11	2000-98	DR 22SI J-180 Mt., 130 Amp, 14.1 Vset	DR	145	12	8078N	7685N
Cummins M11		DR 22SI J-180 Mt., 130-145 Amp, 14.5 Vset	DR	145	12	8078N-1	7685N
Cummins M11		DR 22SI J-180 Mt., 145 Amp, 14.1 Vset	DR	145	12	8078N	7685N
Cummins M11		DR 33SI, J-180 Mt., #10 R Term., 135 Amp, Std.	DR	135	12	8083N	8612N
Cummins M11		DR 33SI, J-180Mt., #10 R Term, 110 Amp, Std.	DR	110	12	8081N	8612N
Cummins M11		Opt. Serv. Repl., DR 24SI, J180 Mt., 160 Amp	DR	160	12	8718N	
Cummins M11	2000-93	Bosch Replacement Unit, 160 Amp, 3 Mounting Ears	BO	160	12	12490N	12715N
Cummins M11		Bosch Replacement Unit, 200 Amp	BO	200	12	12715N	
Cummins M11		Leece Neville 2500JB, 90 Amp	LN	130	12	7612N	7613N
Cummins M11		Leece Neville 2600JB, 105 Amp	LN	130	12	7612N	7613N
Cummins M11		Leece Neville 2700JB, 130 Amp	LN	130	12	7612N	7613N
Cummins M11		Leece Neville 2805JB, 145 Amp	LN	160	12	7613N	7613N-LC
Cummins M11		Leece Neville LC Series, 160 Amp, stator activated, 239 mm Rotor OAL	LN	160	12	7613N-LC	
Cummins M11		Leece Neville, IR/EF, 160 Amp, trio activated, (235mm rotor OAL)	LN	160	12	7613N	7613N-LC
Cummins M11		Motorola 8LHA, 130 Amp, Std. Regulator	LN	160	12	8329N	
Cummins M11		Motorola 8LHA, 140 Amp, Std. Regulator	LN	160	12	8329N	
Cummins M11	1997-93	Delco 21SI, 115 Amp	DR	145-160	12	7685N	8076N
Cummins M11		Delco 21SI, 130 Amp	DR	130	12	7681N	7685N
Cummins M11		Delco 21SI, 145 Amp, 14.1 Vset	DR	145-160	12	7685N	8076N
Cummins M11		Delco 21SI, 145 Amp, 14.5 Vset	DR	145-160	12	7685N-1	8076N
Cummins N14	2008-98	DR 36SI, J-180 Mt. (33SI Upgrade) 170 Amp	DR	170	12	8612N	
Cummins N14	2008-04	DR36SI HP,Quad Pad Mt., 170 Amp, High Temp Pkg.	DR	170	12	8614N	
Cummins N14	2007-04	DR 34SI, Quad Pad Mtg., 135 Amp, Remote Sense	DR	140	12	8609N	8614N
Cummins N14		DR 34SI, Quad Pad Mtg., 135 Amp, Road Gang Pkg.	DR	140	12	8609N	8614N
Cummins N14		DR 35SI HP, Quad Pad Mt., 140 Amp, High Temp. Pkg.	DR	140	12	8609N	8614N
Cummins N14		DR 35SI, Quad Pad Mt, 110 Amp Std.	DR	140	12	8609N	8614N
Cummins N14		DR 35SI, Quad Pad Mt., 135 Amp, Remote Sense	DR	140	12	8609N	8614N
Cummins N14		DR 35SI, Quad Pad Mt., 135 Amp, Road Gang Pkg.	DR	140	12	8609N	8614N
Cummins N14		DR 35SI, Quad Pad Mt., 135 Amp, Std.	DR	140	12	8609N	8614N
Cummins N14		LN, 160 Amp, w/Lamp Driver Reg.	DR	170	12	8614N	
Cummins N14		Std. DR 34SI, 110 Amp, Quad Pad Mt.	DR	140	12	8609N	8614N
Cummins N14		Std. DR 34SI, 135 Amp, Quad Pad Mt.	DR	135	12	8096N	8614N
Cummins N14	2003-98	DR 22SI J-180 Mt., 130 Amp, 14.1 Vset	DR	145	12	8078N	7685N
Cummins N14		DR 22SI J-180 Mt., 130-145 Amp, 14.5 Vset	DR	145	12	8078N-1	7685N
Cummins N14		DR 22SI J-180 Mt., 145 Amp, 14.1 Vset	DR	145	12	8078N	7685N
Cummins N14		DR 33SI, J-180 Mt., #10 R Term., 135 Amp, Std.	DR	135	12	8083N	8612N
Cummins N14		DR 33SI, J-180 Mt., 135 Amp, Road Gang Pkg.	DR	140	12	8607N	8612N
Cummins N14		DR 33SI, J-180Mt., #10 R Term, 110 Amp, Std.	DR	110	12	8081N	8612N
Cummins N14		DR 35SI HP, J-180 Mtg. 140 Amp, Repl. 33SI, High Temp Pkg. .	DR	140	12	8607N	8612N
Cummins N14		DR 35SI, J-180 Mtg, 135 Amp, Repl. 33SI, Std.	DR	140	12	8607N	8612N
Cummins N14		DR 35SI, J-180 Mtg. 135 Amp, Repl. 33SI, Road Gang Pkg.	DR	140	12	8607N	8612N
Cummins N14		Opt. Serv. Repl., DR 24SI, J180 Mt., 160 Amp	DR	160	12	8718N	
Cummins N14	2003-89	Leece Neville 2700JB, 130 Amp	LN	130	12	7612N	7613N
Cummins N14		Leece Neville 2805JB, 145 Amp	LN	160	12	7613N	7613N-LC
Cummins N14		Leece Neville LC Series, 160 Amp, stator activated, 239 mm Rotor OAL	LN	160	12	7613N-LC	
Cummins N14		Leece Neville, IR/EF, 160 Amp, trio activated, (235mm rotor OAL)	LN	160	12	7613N	7613N-LC
Cummins N14		Motorola 8LHA, 130 Amp, Std. Regulator	LN	160	12	8329N	

ALTERNATORS

ALTERNATORS AND GENERATORS

ENGINE	YEAR	APPLICATION	Mfg	Amp	Volt	PART NO.	OPT. NO.
Freightliner (Cont'd)							
FLD 112 / 120 (Cont'd)							
Cummins N14	2003-89	Motorola 8LHA, 140 Amp, Std. Regulator	LN	160	12	8329N	
Cummins N14	2003-86	Bosch Replacement Unit, 160 Amp, 3 Mounting Ears	BO	160	12	12490N	12715N
Cummins N14		Bosch Replacement Unit, 200 Amp	BO	200	12	12715N	
Cummins N14		Leece Neville 2500JB, 90 Amp	LN	130	12	7612N	7613N
Cummins N14		Leece Neville 2600JB, 105 Amp	LN	130	12	7612N	7613N
Cummins N14	1997-93	Delco 21SI, 115 Amp	DR	145-160	12	7685N	8076N
Cummins N14		Delco 21SI, 130 Amp	DR	130	12	7681N	7685N
Cummins N14		Delco 21SI, 145 Amp, 14.1 Vset	DR	145-160	12	7685N	8076N
Cummins N14		Delco 21SI, 145 Amp, 14.5 Vset	DR	145-160	12	7685N-1	8076N
Cummins N14	1992-89	Delco 21SI, 130 Amp	DR	130	12	7681N	7685N
Cummins N14		Delco 21SI, 145 Amp, 14.1 Vset	DR	145-160	12	7685N	8076N
Cummins N14		Delco 21SI, 145 Amp, 14.5 Vset	DR	145-160	12	7685N-1	8076N
Cummins N14		Delco 25SI Alternator	DR	85	12	8066N	
Cummins N14		Delco 26SI, 85 Amp, w/Relay Terminal	DR	85	12	8066N	
Cummins N14		DR 30SI, 105 Amp, w/R Pin, w/o Transformer	DR	105	12	7940N	
Cummins N14	1988-86	30SI Delco	DR	90	12	7256N	
Cummins N14		30SI Delco	DR	90	12	7262N	
Cummins N14		Delco 25SI Alternator	DR	75	12	7255N	8066N
Cummins N14		Motorola Loadhandler	LN	160	12	8329N	
DD 60 Series	2008-99	DR36SI HP, Quad Pad Mt., 170 Amp, High Temp Pkg.	DR	170	12	8614N	
DD 60 Series		LN, 160 Amp, w/Lamp Driver Reg.	DR	170	12	8614N	
DD 60 Series	2007-99	DR 34SI, Quad Pad Mtg., 135 Amp, Remote Sense	DR	140	12	8609N	8614N
DD 60 Series		DR 34SI, Quad Pad Mtg., 135 Amp, Road Gang Pkg.	DR	140	12	8609N	8614N
DD 60 Series		DR 35SI HP, Quad Pad Mt., 140 Amp, High Temp. Pkg.	DR	140	12	8609N	8614N
DD 60 Series		DR 35SI, Quad Pad Mt, 110 Amp Std.	DR	140	12	8609N	8614N
DD 60 Series		DR 35SI, Quad Pad Mt., 135 Amp, Remote Sense	DR	140	12	8609N	8614N
DD 60 Series		DR 35SI, Quad Pad Mt., 135 Amp, Road Gang Pkg.	DR	140	12	8609N	8614N
DD 60 Series		DR 35SI, Quad Pad Mt., 135 Amp, Std.	DR	140	12	8609N	8614N
DD 60 Series		Std. DR 34SI, 110 Amp, Quad Pad Mt.	DR	140	12	8609N	8614N
DD 60 Series		Std. DR 34SI, 135 Amp, Quad Pad Mt.	DR	135	12	8096N	8614N
DD 60 Series	1998-93	Delco 21SI, 115 Amp	DR	145-160	12	7685N	8076N
DD 60 Series		Delco 21SI, 130 Amp	DR	130	12	7681N	7685N
DD 60 Series		Delco 21SI, 145 Amp, 14.1 Vset	DR	145-160	12	7685N	8076N
DD 60 Series		Delco 21SI, 145 Amp, 14.5 Vset	DR	145-160	12	7685N-1	8076N
DD 60 Series		Delco 34SI, Quad Mt., 135 Amp	DR	135	12	8092N	8613N
DD 60 Series		DR 33SI, J-180 Mt., #10 R Term., 135 Amp, Std.	DR	135	12	8083N	8612N
DD 60 Series		DR 33SI, J-180Mt., #10 R Term, 110 Amp, Std.	DR	110	12	8081N	8612N
DD 60 Series		DR 34SI Quad Mt., 110 Amp	DR	135	12	8092N	8613N
DD 60 Series	1998-89	Leece Neville 2700JB, 130 Amp	LN	130	12	7612N	7613N
DD 60 Series		Leece Neville 2805JB, 145 Amp	LN	160	12	7613N	7613N-LC
DD 60 Series		Leece Neville LC Series, 160 Amp, stator activated, 239 mm Rotor OAL	LN	160	12	7613N-LC	
DD 60 Series		Leece Neville, IR/EF, 160 Amp, trio activated, (235mm rotor OAL)	LN	160	12	7613N	7613N-LC
DD 60 Series		Motorola 8LHA, 130 Amp, Std. Regulator	LN	160	12	8329N	
DD 60 Series		Motorola 8LHA, 140 Amp, Std. Regulator	LN	160	12	8329N	
DD 60 Series	1998-86	Bosch Replacement Unit, 160 Amp, 3 Mounting Ears	BO	160	12	12490N	12715N
DD 60 Series		Bosch Replacement Unit, 200 Amp	BO	200	12	12715N	
DD 60 Series		Leece Neville 2500JB, 90 Amp	LN	130	12	7612N	7613N
DD 60 Series		Leece Neville 2600JB, 105 Amp	LN	130	12	7612N	7613N
DD 60 Series	1992-89	Delco 21SI, 130 Amp	DR	130	12	7681N	7685N
DD 60 Series		Delco 21SI, 145 Amp, 14.1 Vset	DR	145-160	12	7685N	8076N
DD 60 Series		Delco 21SI, 145 Amp, 14.5 Vset	DR	145-160	12	7685N-1	8076N
DD 60 Series		Delco 25SI Alternator	DR	85	12	8066N	
DD 60 Series		Delco 26SI, 85 Amp, w/Relay Terminal	DR	85	12	8066N	
DD 60 Series		DR 30SI, 105 Amp, w/R Pin, w/o Transformer	DR	105	12	7940N	
DD 60 Series	1988-86	30SI Delco	DR	90	12	7256N	
DD 60 Series		30SI Delco	DR	90	12	7262N	
DD 60 Series		Delco 25SI Alternator	DR	75	12	7255N	8066N
DD 60 Series		Motorola Loadhandler	LN	160	12	8329N	
DD 8V-92	1992-89	Delco 21SI, 130 Amp	DR	130	12	7681N	7685N
DD 8V-92		Delco 21SI, 145 Amp, 14.1 Vset	DR	145-160	12	7685N	8076N
DD 8V-92		Delco 21SI, 145 Amp, 14.5 Vset	DR	145-160	12	7685N-1	8076N
DD 8V-92		Delco 25SI Alternator	DR	85	12	8066N	
DD 8V-92		Delco 26SI, 85 Amp, w/Relay Terminal	DR	85	12	8066N	
DD 8V-92		DR 30SI, 105 Amp, w/R Pin, w/o Transformer	DR	105	12	7940N	

ALTERNATORS

ALTERNATORS AND GENERATORS

ENGINE	YEAR	APPLICATION	Mfg	Amp	Volt	PART NO.	OPT. NO.
Freightliner (Cont'd)							
FLD 112 / 120 (Cont'd)							
DD 8V-92	1992-89	Leece Neville 2700JB, 130 Amp	LN	130	12	7612N	7613N
DD 8V-92	1992-86	Bosch Replacement Unit, 160 Amp, 3 Mounting Ears	BO	160	12	12490N	12715N
DD 8V-92		Bosch Replacement Unit, 200 Amp	BO	200	12	12715N	
DD 8V-92		Leece Neville 2600JB, 105 Amp	LN	130	12	7612N	7613N
DD 8V-92		Motorola Loadhandler	LN	160	12	8329N	
DD 8V-92	1988-86	30SI Delco	DR	90	12	7256N	
DD 8V-92		30SI Delco	DR	90	12	7262N	
DD 8V-92		Delco 25SI Alternator	DR	75	12	7255N	8066N
DD 8V-92		Leece Neville 2500JB, 90 Amp	LN	130	12	7612N	7613N
Mercedes MBE4000	2008-01	DR36SI HP, Quad Pad Mt., 170 Amp, High Temp Pkg.	DR	170	12	8614N	
Mercedes MBE4000		LN, 160 Amp, w/Lamp Driver Reg.	DR	170	12	8614N	
Mercedes MBE4000	2007-01	DR 34SI, Quad Pad Mtg., 135 Amp, Remote Sense	DR	140	12	8609N	8614N
Mercedes MBE4000		DR 34SI, Quad Pad Mtg., 135 Amp, Road Gang Pkg.	DR	140	12	8609N	8614N
Mercedes MBE4000		DR 35SI HP, Quad Pad Mt., 140 Amp, High Temp. Pkg.	DR	140	12	8609N	8614N
Mercedes MBE4000		DR 35SI, Quad Pad Mt, 110 Amp Std.	DR	140	12	8609N	8614N
Mercedes MBE4000		DR 35SI, Quad Pad Mt., 135 Amp, Remote Sense	DR	140	12	8609N	8614N
Mercedes MBE4000		DR 35SI, Quad Pad Mt., 135 Amp, Road Gang Pkg.	DR	140	12	8609N	8614N
Mercedes MBE4000		DR 35SI, Quad Pad Mt., 135 Amp, Std.	DR	140	12	8609N	8614N
Mercedes MBE4000		Std. DR 34SI, 110 Amp, Quad Pad Mt.	DR	140	12	8609N	8614N
Mercedes MBE4000		Std. DR 34SI, 135 Amp, Quad Pad Mt.	DR	135	12	8096N	8614N
FLT Series							
Caterpillar 3406	1987-83	30SI Delco	DR	90	12	7256N	
Caterpillar 3406		30SI Delco	DR	90	12	7262N	
Caterpillar 3406		Bosch Replacement Unit, 160 Amp, 3 Mounting Ears	BO	160	12	12490N	12715N
Caterpillar 3406		Bosch Replacement Unit, 200 Amp	BO	200	12	12715N	
Caterpillar 3406		Delco 25SI Alternator	DR	75	12	7255N	8066N
Caterpillar 3406		Leece Neville 2500JB, 90 Amp	LN	130	12	7612N	7613N
Caterpillar 3406		Leece Neville 2600JB, 105 Amp	LN	130	12	7612N	7613N
Caterpillar 3406		Motorola Loadhandler	LN	160	12	8329N	
Caterpillar 3408		30SI Delco	DR	90	12	7256N	
Caterpillar 3408		30SI Delco	DR	90	12	7262N	
Caterpillar 3408		Bosch Replacement Unit, 160 Amp, 3 Mounting Ears	BO	160	12	12490N	12715N
Caterpillar 3408		Bosch Replacement Unit, 200 Amp	BO	200	12	12715N	
Caterpillar 3408		Delco 25SI Alternator	DR	75	12	7255N	8066N
Caterpillar 3408		Leece Neville 2500JB, 90 Amp	LN	130	12	7612N	7613N
Caterpillar 3408		Leece Neville 2600JB, 105 Amp	LN	130	12	7612N	7613N
Caterpillar 3408		Motorola Loadhandler	LN	160	12	8329N	
Cummins 855 / BC III		30SI Delco	DR	90	12	7256N	
Cummins 855 / BC III		30SI Delco	DR	90	12	7262N	
Cummins 855 / BC III		Bosch Replacement Unit, 160 Amp, 3 Mounting Ears	BO	160	12	12490N	12715N
Cummins 855 / BC III		Bosch Replacement Unit, 200 Amp	BO	200	12	12715N	
Cummins 855 / BC III		Delco 25SI Alternator	DR	75	12	7255N	8066N
Cummins 855 / BC III		Leece Neville 2500JB, 90 Amp	LN	130	12	7612N	7613N
Cummins 855 / BC III		Leece Neville 2600JB, 105 Amp	LN	130	12	7612N	7613N
Cummins 855 / BC III		Motorola Loadhandler	LN	160	12	8329N	
Cummins K Series		30SI Delco	DR	90	12	7256N	
Cummins K Series		30SI Delco	DR	90	12	7262N	
Cummins K Series		Bosch Replacement Unit, 160 Amp, 3 Mounting Ears	BO	160	12	12490N	12715N
Cummins K Series		Bosch Replacement Unit, 200 Amp	BO	200	12	12715N	
Cummins K Series		Delco 25SI Alternator	DR	75	12	7255N	8066N
Cummins K Series		Leece Neville 2500JB, 90 Amp	LN	130	12	7612N	7613N
Cummins K Series		Leece Neville 2600JB, 105 Amp	LN	130	12	7612N	7613N
Cummins K Series		Motorola Loadhandler	LN	160	12	8329N	
Cummins V-903		30SI Delco	DR	90	12	7256N	
Cummins V-903		30SI Delco	DR	90	12	7262N	
Cummins V-903		Bosch Replacement Unit, 160 Amp, 3 Mounting Ears	BO	160	12	12490N	12715N
Cummins V-903		Bosch Replacement Unit, 200 Amp	BO	200	12	12715N	
Cummins V-903		Delco 25SI Alternator	DR	75	12	7255N	8066N
Cummins V-903		Leece Neville 2500JB, 90 Amp	LN	130	12	7612N	7613N
Cummins V-903		Leece Neville 2600JB, 105 Amp	LN	130	12	7612N	7613N
Cummins V-903		Motorola Loadhandler	LN	160	12	8329N	
DD 6V-92		30SI Delco	DR	90	12	7256N	
DD 6V-92		30SI Delco	DR	90	12	7262N	
DD 6V-92		Bosch Replacement Unit, 160 Amp, 3 Mounting Ears	BO	160	12	12490N	12715N
DD 6V-92		Bosch Replacement Unit, 200 Amp	BO	200	12	12715N	

ALTERNATORS

ALTERNATORS AND GENERATORS

ENGINE	YEAR	APPLICATION	Mfg	Amp	Volt	PART NO.	OPT. NO.
Freightliner (Cont'd)							
FLT Series (Cont'd)							
DD 6V-92	1987-83	Delco 25SI Alternator	DR	75	12	7255N	8066N
DD 6V-92		Leece Neville 2500JB, 90 Amp	LN	130	12	7612N	7613N
DD 6V-92		Leece Neville 2600JB, 105 Amp	LN	130	12	7612N	7613N
DD 6V-92		Motorola Loadhandler	LN	160	12	8329N	
DD 8V-92		30SI Delco	DR	90	12	7256N	
DD 8V-92		30SI Delco	DR	90	12	7262N	
DD 8V-92		Bosch Replacement Unit, 160 Amp, 3 Mounting Ears	BO	160	12	12490N	12715N
DD 8V-92		Bosch Replacement Unit, 200 Amp	BO	200	12	12715N	
DD 8V-92		Delco 25SI Alternator	DR	75	12	7255N	8066N
DD 8V-92		Leece Neville 2500JB, 90 Amp	LN	130	12	7612N	7613N
DD 8V-92		Leece Neville 2600JB, 105 Amp	LN	130	12	7612N	7613N
DD 8V-92		Motorola Loadhandler	LN	160	12	8329N	
Sprinter 2500							
5 Cyl. 2.7L 2687cc 165cid	2001-00	ND IR/ EF, 24V/ 65 Amp, J-180 Mtg.	ND	95	24	12670N	
L5 2.7L 2687cc 165cid	2006-05	Diesel, 200 Amp, Bosch Unit	BO	200	12	12385N	
L5 2.7L 2687cc 165cid	2006-02	Diesel, 120 Amp, Bosch Unit	BO	150	12	12384N	
L5 2.7L 2687cc 165cid		Diesel, 150 Amp, Bosch Unit	BO	150	12	12384N	
L5 2.7L 2687cc 165cid		Diesel, 90 Amp, Bosch	BO	90	12	12382N	12384N
L5 2.7L 2687cc 165cid	2003-02	ND IR/ EF, 24V/ 65 Amp, J-180 Mtg.	ND	95	24	12670N	
V6 3.0L 2987cc	2009	Diesel	VA	220	12	11457N	
V6 3.5L 3498cc	2008-07	180 Amp, Bosch Unit	BO	180	12	11217N	
Sprinter 3500							
L5 2.7L 2687cc 165cid	2006-05	Diesel, 200 Amp, Bosch Unit	BO	200	12	12385N	
L5 2.7L 2687cc 165cid	2006-02	Diesel, 120 Amp, Bosch Unit	BO	150	12	12384N	
L5 2.7L 2687cc 165cid		Diesel, 150 Amp, Bosch Unit	BO	150	12	12384N	
L5 2.7L 2687cc 165cid		Diesel, 90 Amp, Bosch	BO	90	12	12382N	12384N
V6 3.0L 2987cc	2009	Diesel	VA	220	12	11457N	
V6 3.5L 3498cc	2008-07	180 Amp, Bosch Unit	BO	180	12	11217N	
WF (C,P,T) Series							
21000	2008-03	Leece-Neville, IR/ EF, 270 Amp, Pad Mount	LN	270	12	8681N	
21000		LN IR/ EF, Quad Mt., Opt. Serv. Repl., 12V / 185 Amp	LN	185	12	8676N	
21000		LN, ER / EF, Dual Ft. Mt., 185 Amp	LN	185	12	8674N	
21000		LN, IR / EF 185 Amp, B. Post-left	LN	185	12	8658N	8745N
21000		LN, IR / EF, 185 Amp, B. Post-right	LN	185	12	8673N	8658N
21000	2007-03	LN IR/ EF, 270 Amp, Quad Pad Mt.	LN	270	12	8681N	
21000	2003-98	LN, 270 Amp, J-180 Mt., Ign. Stud, Int. Sense, B. Post-right	LN	270	12	8654N	
21000	2003-97	LN IR/ EF, 270 Amp, J-180 Mtg., SE Reg.	LN	270	12	8322N	
12V-71	1999-98	ND IR/ EF, 24V/ 65 Amp, J-180 Mtg.	ND	95	24	12670N	
Allis Chalmers 21000	1978-77	Delco 25SI (Neg. Ground)	DR	75	12	7255N	8066N
Allis Chalmers 21000	1978-75	30SI Delco, Neg. Ground	DR	90	12	7256N	
Allis Chalmers 21000		Bosch Replacement Unit, 160 Amp, 3 Mounting Ears	BO	160	12	12490N	12715N
Allis Chalmers 21000		Bosch Replacement Unit, 200 Amp	BO	200	12	12715N	
Allis Chalmers 21000		Leece Neville 2500JB, 90 Amp	LN	130	12	7612N	7613N
Allis Chalmers 21000		Leece Neville 2600JB, 105 Amp	LN	130	12	7612N	7613N
Allis Chalmers 21000		Motorola Loadhandler	LN	160	12	8329N	
Allis Chalmers 21000	1978-73	30SI Delco, Neg. Ground	DR	90	12	7262N	
Allis Chalmers 21000	1976-70	Delco 25SI (Neg. Ground)	DR	75	12	7255N	8066N
Cat. 1674 Diesel.	2008-03	LN IR/ EF, Quad Mt., Opt. Serv. Repl., 12V / 185 Amp	LN	185	12	8676N	
Cat. 1693 Diesel.		LN IR/ EF, Quad Mt., Opt. Serv. Repl., 12V / 185 Amp	LN	185	12	8676N	
Caterpillar 1674		Leece-Neville, IR/ EF, 270 Amp, Pad Mount	LN	270	12	8681N	
Caterpillar 1674		LN, ER / EF, Dual Ft. Mt., 185 Amp	LN	185	12	8674N	
Caterpillar 1674		LN, IR / EF 185 Amp, B. Post-left	LN	185	12	8658N	8745N
Caterpillar 1674		LN, IR / EF, 185 Amp, B. Post-right	LN	185	12	8673N	8658N
Caterpillar 1674	2007-03	LN IR/ EF, 270 Amp, Quad Pad Mt.	LN	270	12	8681N	
Caterpillar 1674	2003-98	LN, 270 Amp, J-180 Mt., Ign. Stud, Int. Sense, B. Post-right	LN	270	12	8654N	
Caterpillar 1674	2003-97	LN IR/ EF, 270 Amp, J-180 Mtg., SE Reg.	LN	270	12	8322N	
Caterpillar 1674	1978-77	Delco 25SI (Neg. Ground)	DR	75	12	7255N	8066N
Caterpillar 1674	1978-75	30SI Delco, Neg. Ground	DR	90	12	7256N	
Caterpillar 1674		Bosch Replacement Unit, 160 Amp, 3 Mounting Ears	BO	160	12	12490N	12715N
Caterpillar 1674		Bosch Replacement Unit, 200 Amp	BO	200	12	12715N	
Caterpillar 1674		Leece Neville 2500JB, 90 Amp	LN	130	12	7612N	7613N
Caterpillar 1674		Leece Neville 2600JB, 105 Amp	LN	130	12	7612N	7613N
Caterpillar 1674		Motorola Loadhandler	LN	160	12	8329N	
Caterpillar 1674	1978-73	30SI Delco, Neg. Ground	DR	90	12	7262N	

ALTERNATORS

ALTERNATORS AND GENERATORS

ENGINE	YEAR	APPLICATION	Mfg	Amp	Volt	PART NO.	OPT. NO.
Freightliner (Cont'd)							
WF (C,P,T) Series (Cont'd)							
Caterpillar 1674	1976-70	Delco 25SI (Neg. Ground)	DR	75	12	7255N	8066N
Caterpillar 1693	2008-03	Leece-Neville, IR/ EF, 270 Amp, Pad Mount	LN	270	12	8681N	
Caterpillar 1693		LN, ER / EF, Dual Ft. Mt., 185 Amp	LN	185	12	8674N	
Caterpillar 1693		LN, IR / EF 185 Amp, B. Post-left	LN	185	12	8658N	8745N
Caterpillar 1693		LN, IR / EF, 185 Amp, B. Post-right	LN	185	12	8673N	8658N
Caterpillar 1693	2007-03	LN IR/ EF, 270 Amp, Quad Pad Mt.	LN	270	12	8681N	
Caterpillar 1693	2003-98	LN, 270 Amp, J-180 Mt., Ign. Stud, Int. Sense, B. Post-right	LN	270	12	8654N	
Caterpillar 1693	2003-97	LN IR/ EF, 270 Amp, J-180 Mtg., SE Reg.	LN	270	12	8322N	
Caterpillar 1693	1978-77	Delco 25SI (Neg. Ground)	DR	75	12	7255N	8066N
Caterpillar 1693	1978-75	30SI Delco, Neg. Ground	DR	90	12	7256N	
Caterpillar 1693		Bosch Replacement Unit, 160 Amp, 3 Mounting Ears	BO	160	12	12490N	12715N
Caterpillar 1693		Bosch Replacement Unit, 200 Amp	BO	200	12	12715N	
Caterpillar 1693		Leece Neville 2500JB, 90 Amp	LN	130	12	7612N	7613N
Caterpillar 1693		Leece Neville 2600JB, 105 Amp	LN	130	12	7612N	7613N
Caterpillar 1693		Motorola Loadhandler	LN	160	12	8329N	
Caterpillar 1693	1978-73	30SI Delco, Neg. Ground	DR	90	12	7262N	
Caterpillar 1693	1976-70	Delco 25SI (Neg. Ground)	DR	75	12	7255N	8066N
Cummins K6	1978-77	Delco 25SI (Neg. Ground)	DR	75	12	7255N	8066N
Cummins K6	1978-75	30SI Delco, Neg. Ground	DR	90	12	7256N	
Cummins K6		30SI Delco, Neg. Ground	DR	90	12	7262N	
Cummins K6		Bosch Replacement Unit, 160 Amp, 3 Mounting Ears	BO	160	12	12490N	12715N
Cummins K6		Bosch Replacement Unit, 200 Amp	BO	200	12	12715N	
Cummins K6		Leece Neville 2500JB, 90 Amp	LN	130	12	7612N	7613N
Cummins K6		Leece Neville 2600JB, 105 Amp	LN	130	12	7612N	7613N
Cummins K6		Motorola Loadhandler	LN	160	12	8329N	
Cummins K6	1976-75	Delco 25SI (Neg. Ground)	DR	75	12	7255N	8066N
Cummins K6 Diesel.	2008-03	LN IR/ EF, Quad Mt., Opt. Serv. Repl., 12V / 185 Amp	LN	185	12	8676N	
Cummins NH	2007-03	LN IR/ EF, 270 Amp, Quad Pad Mt.	LN	270	12	8681N	
Cummins NH	2003-98	LN, 270 Amp, J-180 Mt., Ign. Stud, Int. Sense, B. Post-right	LN	270	12	8654N	
Cummins NH	2003-97	LN IR/ EF, 270 Amp, J-180 Mtg., SE Reg.	LN	270	12	8322N	
Cummins NH Diesel.	2008-03	LN IR/ EF, Quad Mt., Opt. Serv. Repl., 12V / 185 Amp	LN	185	12	8676N	
Cummins NH Eng.	1978-77	Delco 25SI (Neg. Ground)	DR	75	12	7255N	8066N
Cummins NH Eng.	1978-75	30SI Delco, Neg. Ground	DR	90	12	7256N	
Cummins NH Eng.		Bosch Replacement Unit, 160 Amp, 3 Mounting Ears	BO	160	12	12490N	12715N
Cummins NH Eng.		Bosch Replacement Unit, 200 Amp	BO	200	12	12715N	
Cummins NH Eng.		Leece Neville 2500JB, 90 Amp	LN	130	12	7612N	7613N
Cummins NH Eng.		Leece Neville 2600JB, 105 Amp	LN	130	12	7612N	7613N
Cummins NH Eng.		Motorola Loadhandler	LN	160	12	8329N	
Cummins NH Eng.	1978-73	30SI Delco, Neg. Ground	DR	90	12	7262N	
Cummins NH Eng.	1976-70	Delco 25SI (Neg. Ground)	DR	75	12	7255N	8066N
Cummins V-903	1978-77	Delco 25SI (Neg. Ground)	DR	75	12	7255N	8066N
Cummins V-903	1978-75	30SI Delco, Neg. Ground	DR	90	12	7256N	
Cummins V-903		Bosch Replacement Unit, 160 Amp, 3 Mounting Ears	BO	160	12	12490N	12715N
Cummins V-903		Bosch Replacement Unit, 200 Amp	BO	200	12	12715N	
Cummins V-903		Leece Neville 2500JB, 90 Amp	LN	130	12	7612N	7613N
Cummins V-903		Leece Neville 2600JB, 105 Amp	LN	130	12	7612N	7613N
Cummins V-903		Motorola Loadhandler	LN	160	12	8329N	
Cummins V-903	1978-73	30SI Delco, Neg. Ground	DR	90	12	7262N	
Cummins V-903	1976-70	Delco 25SI (Neg. Ground)	DR	75	12	7255N	8066N
DD 12V-71	1978-77	Delco 25SI (Neg. Ground)	DR	75	12	7255N	8066N
DD 12V-71	1978-75	30SI Delco, Neg. Ground	DR	90	12	7256N	
DD 12V-71		Bosch Replacement Unit, 160 Amp, 3 Mounting Ears	BO	160	12	12490N	12715N
DD 12V-71		Bosch Replacement Unit, 200 Amp	BO	200	12	12715N	
DD 12V-71		Leece Neville 2500JB, 90 Amp	LN	130	12	7612N	7613N
DD 12V-71		Leece Neville 2600JB, 105 Amp	LN	130	12	7612N	7613N
DD 12V-71		Motorola Loadhandler	LN	160	12	8329N	
DD 12V-71	1978-73	30SI Delco, Neg. Ground	DR	90	12	7262N	
DD 12V-71	1976-70	Delco 25SI (Neg. Ground)	DR	75	12	7255N	8066N
DD 12V-71, 14.0L Diesel.	2008-03	LN IR/ EF, Quad Mt., Opt. Serv. Repl., 12V / 185 Amp	LN	185	12	8676N	
DD 8V-71	1978-77	Delco 25SI (Neg. Ground)	DR	75	12	7255N	8066N
DD 8V-71	1978-75	30SI Delco, Neg. Ground	DR	90	12	7256N	
DD 8V-71		Bosch Replacement Unit, 160 Amp, 3 Mounting Ears	BO	160	12	12490N	12715N
DD 8V-71		Bosch Replacement Unit, 200 Amp	BO	200	12	12715N	
DD 8V-71		Leece Neville 2500JB, 90 Amp	LN	130	12	7612N	7613N
DD 8V-71		Leece Neville 2600JB, 105 Amp	LN	130	12	7612N	7613N
DD 8V-71		Motorola Loadhandler	LN	160	12	8329N	

ALTERNATORS

ALTERNATORS AND GENERATORS

ENGINE	YEAR	APPLICATION	Mfg	Amp	Volt	PART NO.	OPT. NO.
Freightliner (Cont'd)							
WF (C,P,T) Series (Cont'd)							
DD 8V-71	1978-73	30SI Delco, Neg. Ground	DR	90	12	7262N	
DD 8V-71	1976-70	Delco 25SI (Neg. Ground)	DR	75	12	7255N	8066N
DD 8V-71, 9.3L Diesel.	2008-03	LN IR/ EF, Quad Mt., Opt. Serv. Repl., 12V / 185 Amp	LN	185	12	8676N	
Detroit 8V-71, 9.3L		Leece-Neville, IR/ EF, 270 Amp, Pad Mount	LN	270	12	8681N	
Detroit 8V-71, 9.3L		LN, ER / EF, Dual Ft. Mt., 185 Amp	LN	185	12	8674N	
Detroit 8V-71, 9.3L		LN, IR / EF 185 Amp, B. Post-left	LN	185	12	8658N	8745N
Detroit 8V-71, 9.3L		LN, IR / EF, 185 Amp, B. Post-right	LN	185	12	8673N	8658N
Detroit 8V-71, 9.3L	2007-03	LN IR/ EF, 270 Amp, Quad Pad Mt.	LN	270	12	8681N	
Detroit 8V-71, 9.3L	2003-98	LN, 270 Amp, J-180 Mt., Ign. Stud, Int. Sense, B. Post-right	LN	270	12	8654N	
Detroit 8V-71, 9.3L	2003-97	LN IR/ EF, 270 Amp, J-180 Mtg., SE Reg.	LN	270	12	8322N	
Detroit DD12V-71, 14.0L	2008-03	Leece-Neville, IR/ EF, 270 Amp, Pad Mount	LN	270	12	8681N	
Detroit DD12V-71, 14.0L		LN, ER / EF, Dual Ft. Mt., 185 Amp	LN	185	12	8674N	
Detroit DD12V-71, 14.0L		LN, IR / EF 185 Amp, B. Post-left	LN	185	12	8658N	8745N
Detroit DD12V-71, 14.0L		LN, IR / EF, 185 Amp, B. Post-right	LN	185	12	8673N	8658N
Detroit DD12V-71, 14.0L	2007-03	LN IR/ EF, 270 Amp, Quad Pad Mt.	LN	270	12	8681N	
Detroit DD12V-71, 14.0L	2003-98	LN, 270 Amp, J-180 Mt., Ign. Stud, Int. Sense, B. Post-right	LN	270	12	8654N	
Detroit DD12V-71, 14.0L	2003-97	LN IR/ EF, 270 Amp, J-180 Mtg., SE Reg.	LN	270	12	8322N	
K6	2008-03	Leece-Neville, IR/ EF, 270 Amp, Pad Mount	LN	270	12	8681N	
K6		LN, ER / EF, Dual Ft. Mt., 185 Amp	LN	185	12	8674N	
K6		LN, IR / EF 185 Amp, B. Post-left	LN	185	12	8658N	8745N
K6		LN, IR / EF, 185 Amp, B. Post-right	LN	185	12	8673N	8658N
K6	2007-03	LN IR/ EF, 270 Amp, Quad Pad Mt.	LN	270	12	8681N	
K6	2003-98	LN, 270 Amp, J-180 Mt., Ign. Stud, Int. Sense, B. Post-right	LN	270	12	8654N	
K6	2003-97	LN IR/ EF, 270 Amp, J-180 Mtg., SE Reg.	LN	270	12	8322N	
NH Eng.	2008-03	Leece-Neville, IR/ EF, 270 Amp, Pad Mount	LN	270	12	8681N	
NH Eng.		LN, ER / EF, Dual Ft. Mt., 185 Amp	LN	185	12	8674N	
NH Eng.		LN, IR / EF 185 Amp, B. Post-left	LN	185	12	8658N	8745N
NH Eng.		LN, IR / EF, 185 Amp, B. Post-right	LN	185	12	8673N	8658N
Gilling							
All Models (By Engine)							
Detroit Diesel Eng.	1990-85	w/24-Volt Belt Drive 50DN	DR	270	24	8359R	
GMC							
9K Astro							
Cummins NTC-300	1986-84	Delco 25SI Alternator	DR	75	12	7255N	8066N
Cummins NTC-300		Opt. Delco 30SI / 90 Amp	DR	90	12	7262N	
9L Astro							
Cummins NTC-300	1986-84	Delco 25SI Alternator	DR	75	12	7255N	8066N
Cummins NTC-300		Opt. Delco 30SI / 90 Amp	DR	90	12	7262N	
A60							
GMC Toro-Flo D-478	1965-63	All Models (Std.)	DR	63	12	7122N	
A80							
GMC Toro-Flo D-478	1965-63	All Models (Std.)	DR	63	12	7122N	
B6000							
8 Cyl. 5.7L 350cid	1979	w/DbI Mtg. Foot, 100 Amp	DR	100	12	7157MN	
8 Cyl. 6.0L 366cid		w/100 Amp	DR	100	12	7157MN	
8 Cyl. 7.0L 427cid	1986	w/108 Amp	DR	120	12	7287-9N	
8 Cyl. 7.0L 427cid		w/42 Amp	DR	63	12	7127-9N	7294-9N
8 Cyl. 7.0L 427cid		w/56 Amp	DR	94	12	7294-9N	
8 Cyl. 7.0L 427cid		w/70 Amp	DR	85	12	7134-9N	
8 Cyl. 8.2L 501cid	1993-92	Delco 21SI, 130 Amp Series	DR	130	12	7971N	
GM 5.7L (350) V8 Gas	1979	w/80 Amp	DR	100	12	7157MN	
V8 5.7L 350cid	1990-84	108 AMP, 9:00 Plug Position	DR	120	12	7287-9N	
V8 5.7L 350cid	1990-80	w/80 Amp	DR	100	12	7157MN	
V8 5.7L 350cid	1986-84	w/42 Amp	DR	63	12	7127-9N	7294-9N
V8 5.7L 350cid		w/56 Amp	DR	94	12	7294-9N	
V8 5.7L 350cid		w/70 Amp	DR	85	12	7134-9N	
V8 5.7L 350cid	1983-80	w/DbI Mtg. Foot, 100 Amp	DR	100	12	7157MN	
V8 5.7L 350cid	1989	108 Amp, 12:00 Plug Position	DR	120	12	7287-12N	
V8 6.0L 366cid	1991-90	w/120 Amp (TBI) 9:00 Plug Position	DR	120	12	7287-9N	
V8 6.0L 366cid	1989-84	w/108 Amp	DR	120	12	7287-9N	
V8 6.0L 366cid	1986-84	w/42 Amp	DR	63	12	7127-9N	7294-9N

ALTERNATORS

ALTERNATORS AND GENERATORS

ENGINE	YEAR	APPLICATION	Mfg	Amp	Volt	PART NO.	OPT. NO.
GMC (Cont'd)							
B6000 (Cont'd)							
V8 6.0L 366cid	1986-84	w/56 Amp	DR	94	12	7294-9N	
V8 6.0L 366cid		w/70 Amp	DR	85	12	7134-9N	
V8 6.0L 366cid	1983-80	w/100 Amp	DR	100	12	7157MN	
V8 6.0L 366cid	1990	w/Carb, w/108 Amp	DR	120	12	7287-9N	
V8 7.0L 427cid	1985-84	w/108 Amp	DR	120	12	7287-9N	
V8 7.0L 427cid		w/42 Amp	DR	63	12	7127-9N	7294-9N
V8 7.0L 427cid		w/56 Amp	DR	94	12	7294-9N	
V8 7.0L 427cid		w/70 Amp	DR	85	12	7134-9N	
V8 8.2L 501cid	1993-92	DD 8.2L (N, T), Bosch Replacement Unit, 160 Amp, 3 Mounting Ears	BO	160	12	12490N	12715N
V8 8.2L 501cid		DD 8.2L (N, T), Bosch Replacement Unit, 200 Amp	BO	200	12	12715N	
V8 8.2L 501cid		DD 8.2L (N, T), w/105 Amp	DR	130	12	7971N	
V8 8.2L 501cid	1993-79	DD 8.2L (N, T), w/Air Brakes, 80 Amp	DR	80	12	7138N	7850N
V8 8.2L 501cid		w/ Air Brakes, DD 8.2L (N, T), 27SI, 100 Amp	DR	100	12	7850N	8076N
V8 8.2L 501cid	1991-89	DD 8.2L (N, T), Bosch Replacement Unit, 160 Amp, 3 Mounting Ears	BO	160	12	12490N	12715N
V8 8.2L 501cid		DD 8.2L (N, T), Bosch Replacement Unit, 200 Amp	BO	200	12	12715N	
V8 8.2L 501cid		DD 8.2L (N, T), w/105 Amp	DR	130	12	7971N	
V8 8.2L 501cid		Delco 21SI, 130 Amp Series	DR	130	12	7971N	
V8 8.2L 501cid	1991-81	DD 8.2L (N, T), w/Air Brakes, 80 Amp	DR	80	12	7138N	7850N
V8 8.2L 501cid		w/ Air Brakes, DD 8.2L (N, T), 27SI, 100 Amp	DR	100	12	7850N	8076N
B7							
6 Cyl. 6.6L 403cid	2002-99	Caterpillar 3116, Bosch Replacement Unit, 160 Amp, 3 Mounting Ears	BO	160	12	12490N	12715N
6 Cyl. 6.6L 403cid		Caterpillar 3116, Bosch Replacement Unit, 200 Amp	BO	200	12	12715N	
6 Cyl. 6.6L 403cid		Caterpillar 3116, DR 21SI, 130 Amp	DR	130	12	7971N	
8 Cyl. 6.0L 366cid	1992	DR CS144 IR/ EF, 145 Amp	DR	145	12	7684N	
8 Cyl. 6.0L 366cid		w/124 Amp	DR	145	12	7684N	
L6 6.6L 403cid	1998-94	Caterpillar 3116, DR 21SI, 130 Amp	DR	130	12	7971N	
L6 6.6L 403cid	1998-93	Caterpillar 3116, Bosch Replacement Unit, 160 Amp, 3 Mounting Ears	BO	160	12	12490N	12715N
L6 6.6L 403cid		Caterpillar 3116, Bosch Replacement Unit, 200 Amp	BO	200	12	12715N	
L6 6.6L 403cid	1993	Delco 21SI, 130 Amp Series	DR	130	12	7971N	
L6 7.2L 441cid	2002-98	Caterpillar 3126, Bosch Replacement Unit, 160 Amp, 3 Mounting Ears	BO	160	12	12490N	12715N
L6 7.2L 441cid		Caterpillar 3126, Bosch Replacement Unit, 200 Amp	BO	200	12	12715N	
L6 7.2L 441cid		Caterpillar 3126, DR 21SI, 130 Amp	DR	130	12	7971N	
V8 6.0L 366cid	1998-93	DR CS144 IR/ EF, 145 Amp	DR	145	12	7684N	
V8 6.0L 366cid	1996-93	w/124 Amp	DR	145	12	7684N	
V8 6.5L 395cid	1998-97	w/124 Amp	DR	124	12	8209N	
V8 7.0L 7011cc 427cid	1998-95	DR CS144 IR/ EF, 145 Amp	DR	145	12	7684N	
V8 7.0L 7011cc 427cid	1994	Bosch Replacement Unit, 160 Amp, 3 Mounting Ears	BO	160	12	12490N	12715N
V8 7.0L 7011cc 427cid		Bosch Replacement Unit, 200 Amp	BO	200	12	12715N	
V8 7.0L 7011cc 427cid		Delco Unit, 160 Amp	DR	160	12	8028N	
V8 7.4L 454cid	2000-99	DR CS144 IR/ EF, 145 Amp	DR	145	12	7684N	
V8 8.1L 496cid	2002-01	Delco AD244, 130 Amp	DR	130	12	8492-9N	
V8 8.1L 496cid	2001	Delco AD230, 105 Amp, Reg. 3:00	DR	105	12	8490-3N	
V8 8.1L 496cid		Delco AD230, 105 Amp, Reg. 9:00	DR	105	12	8490-9N	
C25							
L6 4.1L 250cid	1978-75	w/AC	DR	63	12	7127-9N	7294-9N
L6 4.1L 250cid		w/o AC	DR	63	12	7127-9N	7294-9N
L6 4.8L 292cid	1978-76	w/AC	DR	63	12	7127-9N	7294-9N
L6 4.8L 292cid		w/o AC	DR	63	12	7127-9N	7294-9N
L6 4.8L 292cid	1975	w/AC	DR	63	12	7127-9N	7294-9N
L6 4.8L 292cid		w/o AC	DR	63	12	7127-9N	7294-9N
V8 5.0L 305cid	1978-77	Opt. Service Unit, DR 10SI, CW, 63 Amp, Self Excite 1 Wire Aftermarket Design	DR	63	12	7127-SEN	
V8 5.0L 305cid		w/AC	DR	63	12	7127-3N	7294-3N
V8 5.0L 305cid		w/o AC	DR	63	12	7127-3N	7294-3N
V8 5.7L 350cid	1978-75	Opt. Service Unit, DR 10SI, CW, 63 Amp, Self Excite 1 Wire Aftermarket Design	DR	63	12	7127-SEN	
V8 5.7L 350cid		w/AC	DR	63	12	7127-3N	7294-3N
V8 5.7L 350cid		w/o AC	DR	63	12	7127-3N	7294-3N
V8 6.6L 400cid	1978-76	Opt. Service Unit, DR 10SI, CW, 63 Amp, Self Excite 1 Wire Aftermarket Design	DR	63	12	7127-SEN	

ALTERNATORS AND GENERATORS

ENGINE	YEAR	APPLICATION	Mfg	Amp	Volt	PART NO.	OPT. NO.
GMC (Cont'd)							
C25 (Cont'd)							
V8 6.6L 400cid	1978-76	w/AC	DR	63	12	7127-3N	7294-3N
V8 6.6L 400cid		w/o AC	DR	63	12	7127-3N	7294-3N
V8 7.4L 454cid	1978-75	Opt. Service Unit, DR 10SI, CW, 63 Amp, Self Excite 1 Wire					
		Aftermarket Design	DR	63	12	7127-SEN	
V8 7.4L 454cid		w/AC	DR	63	12	7127-3N	7294-3N
V8 7.4L 454cid		w/o AC	DR	63	12	7127-3N	7294-3N
C25 Suburban							
L6 4.8L 292cid	1978-76	w/AC	DR	63	12	7127-9N	7294-9N
L6 4.8L 292cid		w/o AC	DR	63	12	7127-9N	7294-9N
L6 4.8L 292cid	1975	w/AC	DR	63	12	7127-9N	7294-9N
L6 4.8L 292cid		w/o AC	DR	63	12	7127-9N	7294-9N
V8 5.0L 305cid	1978-77	Opt. Service Unit, DR 10SI, CW, 63 Amp, Self Excite 1 Wire					
		Aftermarket Design	DR	63	12	7127-SEN	
V8 5.0L 305cid		w/AC	DR	63	12	7127-3N	7294-3N
V8 5.0L 305cid		w/o AC	DR	63	12	7127-3N	7294-3N
V8 5.7L 350cid	1978-75	Opt. Service Unit, DR 10SI, CW, 63 Amp, Self Excite 1 Wire					
		Aftermarket Design	DR	63	12	7127-SEN	
V8 5.7L 350cid		w/AC	DR	63	12	7127-3N	7294-3N
V8 5.7L 350cid		w/o AC	DR	63	12	7127-3N	7294-3N
V8 6.6L 400cid	1978	Opt. Service Unit, DR 10SI, CW, 63 Amp, Self Excite 1 Wire					
		Aftermarket Design	DR	63	12	7127-SEN	
V8 6.6L 400cid		w/AC	DR	63	12	7127-3N	7294-3N
V8 6.6L 400cid		w/o AC	DR	63	12	7127-3N	7294-3N
V8 7.4L 454cid	1978-75	Opt. Service Unit, DR 10SI, CW, 63 Amp, Self Excite 1 Wire					
		Aftermarket Design	DR	63	12	7127-SEN	
V8 7.4L 454cid		w/AC	DR	63	12	7127-3N	7294-3N
V8 7.4L 454cid		w/o AC	DR	63	12	7127-3N	7294-3N
C25/C2500 Pickup							
L6 3.8L 3769cc 230cid	1966	Std. Unit	DR	63	12	7122N	
L6 4.1L 250cid	1974-73	w/AC	DR	63	12	7127-9N	7294-9N
L6 4.1L 250cid		w/o AC	DR	63	12	7127-9N	7294-9N
L6 4.1L 250cid	1971-69	Std. Unit	DR	63	12	7122N	
L6 4.1L 250cid	1972	w/AC	DR	63	12	7122N	
L6 4.1L 250cid		w/o AC	DR	63	12	7122N	
L6 4.1L 250cid	1968	Std. Unit	DR	63	12	7122N	
L6 4.1L 4097cc 250cid	1974-73	w/AC	DR	63	12	7127-9N	7294-9N
L6 4.1L 4097cc 250cid		w/o AC	DR	63	12	7127-9N	7294-9N
L6 4.1L 4097cc 250cid	1971-69	Std. Unit	DR	63	12	7122N	
L6 4.1L 4097cc 250cid	1968-66	Std. Unit	DR	63	12	7122N	
L6 4.1L 4097cc 250cid	1972	w/AC	DR	63	12	7122N	
L6 4.1L 4097cc 250cid		w/o AC	DR	63	12	7122N	
L6 4.1L 4098cc 250cid	1974-73	w/AC	DR	63	12	7127-9N	7294-9N
L6 4.1L 4098cc 250cid		w/o AC	DR	63	12	7127-9N	7294-9N
L6 4.1L 4098cc 250cid	1967-66	Std. Unit	DR	63	12	7122N	
L6 4.1L 4098cc 250cid	1972	w/AC	DR	63	12	7122N	
L6 4.1L 4098cc 250cid		w/o AC	DR	63	12	7122N	
L6 4.8L 292cid	1974-73	w/AC	DR	63	12	7127-9N	7294-9N
L6 4.8L 292cid		w/o AC	DR	63	12	7127-9N	7294-9N
L6 4.8L 292cid	1971-69	Std. Unit	DR	63	12	7122N	
L6 4.8L 292cid	1972	w/AC	DR	63	12	7122N	
L6 4.8L 292cid		w/o AC	DR	63	12	7122N	
L6 4.8L 292cid	1968	Std. Unit	DR	63	12	7122N	
L6 4.8L 4786cc 292cid	1974-73	w/AC	DR	63	12	7127-9N	7294-9N
L6 4.8L 4786cc 292cid		w/o AC	DR	63	12	7127-9N	7294-9N
L6 4.8L 4801cc 292cid		w/AC	DR	63	12	7127-9N	7294-9N
L6 4.8L 4801cc 292cid		w/o AC	DR	63	12	7127-9N	7294-9N
L6 4.8L 4801cc 292cid	1971-69	Std. Unit	DR	63	12	7122N	
L6 4.8L 4801cc 292cid	1968-66	Std. Unit	DR	63	12	7122N	
L6 4.8L 4801cc 292cid	1972	w/AC	DR	63	12	7122N	
L6 4.8L 4801cc 292cid		w/o AC	DR	63	12	7122N	
V8 4.6L 4638cc 283cid	1967-66	Std. Unit	DR	63	12	7122N	
V8 5.0L 307cid	1971-69	Std. Unit	DR	63	12	7122N	
V8 5.0L 307cid	1973	w/AC	DR	63	12	7127-9N	7294-9N
V8 5.0L 307cid		w/o AC	DR	63	12	7127-9N	7294-9N
V8 5.0L 307cid	1972	w/AC	DR	63	12	7122N	

ALTERNATORS

ALTERNATORS AND GENERATORS

ENGINE	YEAR	APPLICATION	Mfg	Amp	Volt	PART NO.	OPT. NO.
GMC (Cont'd)							
C25/C2500 Pickup (Cont'd)							
V8 5.0L 307cid	1972	w/o AC	DR	63	12	7122N	
V8 5.0L 307cid	1968	Std. Unit	DR	63	12	7122N	
V8 5.0L 5031cc 307cid	1971-69	Std. Unit	DR	63	12	7122N	
V8 5.0L 5031cc 307cid	1973	w/AC	DR	63	12	7127-9N	7294-9N
V8 5.0L 5031cc 307cid		w/o AC	DR	63	12	7127-9N	7294-9N
V8 5.0L 5031cc 307cid	1972	w/AC	DR	63	12	7122N	
V8 5.0L 5031cc 307cid		w/o AC	DR	63	12	7122N	
V8 5.0L 5031cc 307cid	1968	Std. Unit	DR	63	12	7122N	
V8 5.4L 327cid		Std. Unit	DR	63	12	7122N	
V8 5.7L 350cid	1974-73	Opt. Service Unit, DR 10SI, CW, 63 Amp, Self Excite 1 Wire Aftermarket Design	DR	63	12	7127-SEN	
V8 5.7L 350cid		w/AC	DR	63	12	7127-3N	7294-3N
V8 5.7L 350cid		w/o AC	DR	63	12	7127-3N	7294-3N
V8 5.7L 350cid	1971-69	Std. Unit	DR	63	12	7122N	
V8 5.7L 350cid	1972	w/AC	DR	63	12	7122N	
V8 5.7L 350cid		w/o AC	DR	63	12	7122N	
V8 5.7L 5736cc 350cid	1974-73	Opt. Service Unit, DR 10SI, CW, 63 Amp, Self Excite 1 Wire Aftermarket Design	DR	63	12	7127-SEN	
V8 5.7L 5736cc 350cid		w/AC	DR	63	12	7127-3N	7294-3N
V8 5.7L 5736cc 350cid		w/o AC	DR	63	12	7127-3N	7294-3N
V8 5.7L 5736cc 350cid	1971-69	Std. Unit	DR	63	12	7122N	
V8 5.7L 5736cc 350cid	1972	w/AC	DR	63	12	7122N	
V8 5.7L 5736cc 350cid		w/o AC	DR	63	12	7122N	
V8 5.7L 5737cc 350cid	1974	Opt. Service Unit, DR 10SI, CW, 63 Amp, Self Excite 1 Wire Aftermarket Design	DR	63	12	7127-SEN	
V8 5.7L 5737cc 350cid		w/AC	DR	63	12	7127-3N	7294-3N
V8 5.7L 5737cc 350cid		w/o AC	DR	63	12	7127-3N	7294-3N
V8 6.5L 396cid	1969-68	Std. Unit	DR	63	12	7122N	
V8 6.5L 6489cc 396cid		Std. Unit	DR	63	12	7122N	
V8 6.6L 402cid	1971-70	Std. Unit	DR	63	12	7122N	
V8 6.6L 402cid	1972	w/AC	DR	63	12	7122N	
V8 6.6L 402cid		w/o AC	DR	63	12	7122N	
V8 6.6L 6588cc 402cid	1971-70	Std. Unit	DR	63	12	7122N	
V8 6.6L 6588cc 402cid	1972	w/AC	DR	63	12	7122N	
V8 6.6L 6588cc 402cid		w/o AC	DR	63	12	7122N	
V8 7.4L 454cid	1974-73	Opt. Service Unit, DR 10SI, CW, 63 Amp, Self Excite 1 Wire Aftermarket Design	DR	63	12	7127-SEN	
V8 7.4L 454cid		w/AC	DR	63	12	7127-3N	7294-3N
V8 7.4L 454cid		w/o AC	DR	63	12	7127-3N	7294-3N
V8 7.4L 7439cc 454cid		Opt. Service Unit, DR 10SI, CW, 63 Amp, Self Excite 1 Wire Aftermarket Design	DR	63	12	7127-SEN	
V8 7.4L 7439cc 454cid		w/AC	DR	63	12	7127-3N	7294-3N
V8 7.4L 7439cc 454cid		w/o AC	DR	63	12	7127-3N	7294-3N
V8 7.4L 7441cc 454cid		Opt. Service Unit, DR 10SI, CW, 63 Amp, Self Excite 1 Wire Aftermarket Design	DR	63	12	7127-SEN	
V8 7.4L 7441cc 454cid		w/AC	DR	63	12	7127-3N	7294-3N
V8 7.4L 7441cc 454cid		w/o AC	DR	63	12	7127-3N	7294-3N
C25/C2500 Suburban							
L6 4.1L 250cid	1974-73	w/AC	DR	63	12	7127-9N	7294-9N
L6 4.1L 250cid		w/o AC	DR	63	12	7127-9N	7294-9N
L6 4.1L 250cid	1971-69	Std. Unit	DR	63	12	7122N	
L6 4.1L 250cid	1972	w/AC	DR	63	12	7122N	
L6 4.1L 250cid		w/o AC	DR	63	12	7122N	
L6 4.1L 250cid	1968	Std. Unit	DR	63	12	7122N	
L6 4.1L 4097cc 250cid	1974-73	w/AC	DR	63	12	7127-9N	7294-9N
L6 4.1L 4097cc 250cid		w/o AC	DR	63	12	7127-9N	7294-9N
L6 4.1L 4097cc 250cid	1971-69	Std. Unit	DR	63	12	7122N	
L6 4.1L 4097cc 250cid	1972	w/AC	DR	63	12	7122N	
L6 4.1L 4097cc 250cid		w/o AC	DR	63	12	7122N	
L6 4.1L 4097cc 250cid	1968	Std. Unit	DR	63	12	7122N	
L6 4.1L 4098cc 250cid	1974-73	w/AC	DR	63	12	7127-9N	7294-9N
L6 4.1L 4098cc 250cid		w/o AC	DR	63	12	7127-9N	7294-9N
L6 4.1L 4098cc 250cid	1972	w/AC	DR	63	12	7122N	
L6 4.1L 4098cc 250cid		w/o AC	DR	63	12	7122N	
L6 4.8L 292cid	1971-69	Std. Unit	DR	63	12	7122N	

ALTERNATORS AND GENERATORS

ENGINE	YEAR	APPLICATION	Mfg	Amp	Volt	PART NO.	OPT. NO.
GMC (Cont'd)							
C25/C2500 Suburban (Cont'd)							
L6 4.8L 292cid	1974	VIN S, Std. w/AC	DR	63	12	7127-9N	7294-9N
L6 4.8L 292cid		VIN S, Std. w/o AC	DR	63	12	7127-9N	7294-9N
L6 4.8L 292cid		VIN T, Std. w/AC	DR	63	12	7127-9N	7294-9N
L6 4.8L 292cid		VIN T, Std. w/o AC	DR	63	12	7127-9N	7294-9N
L6 4.8L 292cid	1973	w/AC	DR	63	12	7127-9N	7294-9N
L6 4.8L 292cid		w/o AC	DR	63	12	7127-9N	7294-9N
L6 4.8L 292cid	1972	w/AC	DR	63	12	7122N	
L6 4.8L 292cid		w/o AC	DR	63	12	7122N	
L6 4.8L 292cid	1968	Std. Unit	DR	63	12	7122N	
L6 4.8L 4786cc 292cid	1974	VIN S, Std. w/AC	DR	63	12	7127-9N	7294-9N
L6 4.8L 4786cc 292cid		VIN S, Std. w/o AC	DR	63	12	7127-9N	7294-9N
L6 4.8L 4786cc 292cid		VIN T, Std. w/AC	DR	63	12	7127-9N	7294-9N
L6 4.8L 4786cc 292cid		VIN T, Std. w/o AC	DR	63	12	7127-9N	7294-9N
L6 4.8L 4786cc 292cid	1973	w/AC	DR	63	12	7127-9N	7294-9N
L6 4.8L 4786cc 292cid		w/o AC	DR	63	12	7127-9N	7294-9N
L6 4.8L 4801cc 292cid	1971-69	Std. Unit	DR	63	12	7122N	
L6 4.8L 4801cc 292cid	1974	VIN S, Std. w/AC	DR	63	12	7127-9N	7294-9N
L6 4.8L 4801cc 292cid		VIN S, Std. w/o AC	DR	63	12	7127-9N	7294-9N
L6 4.8L 4801cc 292cid		VIN T, Std. w/AC	DR	63	12	7127-9N	7294-9N
L6 4.8L 4801cc 292cid		VIN T, Std. w/o AC	DR	63	12	7127-9N	7294-9N
L6 4.8L 4801cc 292cid	1973	w/AC	DR	63	12	7127-9N	7294-9N
L6 4.8L 4801cc 292cid		w/o AC	DR	63	12	7127-9N	7294-9N
L6 4.8L 4801cc 292cid	1972	w/AC	DR	63	12	7122N	
L6 4.8L 4801cc 292cid		w/o AC	DR	63	12	7122N	
L6 4.8L 4801cc 292cid	1968	Std. Unit	DR	63	12	7122N	
V8 5.0L 307cid	1971-69	Std. Unit	DR	63	12	7122N	
V8 5.0L 307cid	1973	w/AC	DR	63	12	7127-9N	7294-9N
V8 5.0L 307cid		w/o AC	DR	63	12	7127-9N	7294-9N
V8 5.0L 307cid	1972	w/AC	DR	63	12	7122N	
V8 5.0L 307cid		w/o AC	DR	63	12	7122N	
V8 5.0L 307cid	1968	Std. Unit	DR	63	12	7122N	
V8 5.0L 5031cc 307cid	1971-69	Std. Unit	DR	63	12	7122N	
V8 5.0L 5031cc 307cid	1973	w/AC	DR	63	12	7127-9N	7294-9N
V8 5.0L 5031cc 307cid		w/o AC	DR	63	12	7127-9N	7294-9N
V8 5.0L 5031cc 307cid	1972	w/AC	DR	63	12	7122N	
V8 5.0L 5031cc 307cid		w/o AC	DR	63	12	7122N	
V8 5.0L 5031cc 307cid	1968	Std. Unit	DR	63	12	7122N	
V8 5.4L 327cid		Std. Unit	DR	63	12	7122N	
V8 5.7L 350cid	1971-69	Std. Unit	DR	63	12	7122N	
V8 5.7L 350cid	1974	Opt. Service Unit, DR 10SI, CW, 63 Amp, Self Excite 1 Wire Aftermarket Design	DR	63	12	7127-SEN	
V8 5.7L 350cid		w/AC	DR	63	12	7127-3N	7294-3N
V8 5.7L 350cid		w/o AC	DR	63	12	7127-3N	7294-3N
V8 5.7L 350cid	1972	w/AC	DR	63	12	7122N	
V8 5.7L 350cid		w/o AC	DR	63	12	7122N	
V8 5.7L 5736cc 350cid	1974-73	Opt. Service Unit, DR 10SI, CW, 63 Amp, Self Excite 1 Wire Aftermarket Design	DR	63	12	7127-SEN	
V8 5.7L 5736cc 350cid		w/AC	DR	63	12	7127-3N	7294-3N
V8 5.7L 5736cc 350cid		w/o AC	DR	63	12	7127-3N	7294-3N
V8 5.7L 5736cc 350cid	1971-69	Std. Unit	DR	63	12	7122N	
V8 5.7L 5736cc 350cid	1972	w/AC	DR	63	12	7122N	
V8 5.7L 5736cc 350cid		w/o AC	DR	63	12	7122N	
V8 5.7L 5737cc 350cid	1974	Opt. Service Unit, DR 10SI, CW, 63 Amp, Self Excite 1 Wire Aftermarket Design	DR	63	12	7127-SEN	
V8 5.7L 5737cc 350cid		w/AC	DR	63	12	7127-3N	7294-3N
V8 5.7L 5737cc 350cid		w/o AC	DR	63	12	7127-3N	7294-3N
V8 5.7L 5737cc 350cid	1972	w/AC	DR	63	12	7122N	
V8 5.7L 5737cc 350cid		w/o AC	DR	63	12	7122N	
V8 6.5L 396cid	1969-68	Std. Unit	DR	63	12	7122N	
V8 6.5L 6489cc 396cid		Std. Unit	DR	63	12	7122N	
V8 6.6L 402cid	1971-70	Std. Unit	DR	63	12	7122N	
V8 6.6L 402cid	1972	w/AC	DR	63	12	7122N	
V8 6.6L 402cid		w/o AC	DR	63	12	7122N	
V8 6.6L 6588cc 402cid	1971-70	Std. Unit	DR	63	12	7122N	
V8 6.6L 6588cc 402cid	1972	w/AC	DR	63	12	7122N	
V8 6.6L 6588cc 402cid		w/o AC	DR	63	12	7122N	

ALTERNATORS

ALTERNATORS AND GENERATORS

ENGINE	YEAR	APPLICATION	Mfg	Amp	Volt	PART NO.	OPT. NO.
GMC (Cont'd)							
C25/C2500 Suburban (Cont'd)							
V8 7.4L 454cid	1974	Opt. Service Unit, DR 10SI, CW, 63 Amp, Self Excite 1 Wire					
		Aftermarket Design	DR	63	12	7127-SEN	
V8 7.4L 454cid		w/AC	DR	63	12	7127-3N	7294-3N
V8 7.4L 454cid		w/o AC	DR	63	12	7127-3N	7294-3N
V8 7.4L 7439cc 454cid	1974-73	Opt. Service Unit, DR 10SI, CW, 63 Amp, Self Excite 1 Wire					
		Aftermarket Design	DR	63	12	7127-SEN	
V8 7.4L 7439cc 454cid		w/AC	DR	63	12	7127-3N	7294-3N
V8 7.4L 7439cc 454cid		w/o AC	DR	63	12	7127-3N	7294-3N
V8 7.4L 7441cc 454cid	1974	Opt. Service Unit, DR 10SI, CW, 63 Amp, Self Excite 1 Wire					
		Aftermarket Design	DR	63	12	7127-SEN	
V8 7.4L 7441cc 454cid		w/AC	DR	63	12	7127-3N	7294-3N
V8 7.4L 7441cc 454cid		w/o AC	DR	63	12	7127-3N	7294-3N
C2500							
L6 4.1L 250cid	1984-83	Std. w/AC	DR	94	12	7294-9N	
L6 4.1L 250cid		Std. w/o AC	DR	63	12	7127-9N	7294-9N
L6 4.1L 250cid	1982-79	w/AC	DR	63	12	7127-9N	7294-9N
L6 4.1L 250cid		w/o AC	DR	63	12	7127-9N	7294-9N
L6 4.1L 250cid	1984	Opt. HD, 108 Amp, 12:00 Plug Position	DR	120	12	7287-12N	
L6 4.1L 250cid	1980	w/DbI Mtg. Foot (Opt HD)	DR	100	12	7157MN	
L6 4.1L 250cid		w/Sgl Mtg. Foot, w/AC	DR	63	12	7127-9N	7294-9N
L6 4.1L 250cid		w/Sgl Mtg. Foot, w/o AC	DR	63	12	7127-9N	7294-9N
L6 4.8L 292cid	1986-83	Std. w/AC	DR	94	12	7294-9N	
L6 4.8L 292cid		Std. w/o AC	DR	63	12	7127-9N	7294-9N
L6 4.8L 292cid	1982-81	w/AC	DR	63	12	7127-9N	7294-9N
L6 4.8L 292cid	1982-79	w/o AC	DR	63	12	7127-9N	7294-9N
L6 4.8L 292cid	1980	w/DbI Mtg. Foot	DR	100	12	7157MN	
L6 4.8L 292cid		w/Sgl Mtg. Foot, w/AC	DR	63	12	7127-9N	7294-9N
L6 4.8L 292cid		w/Sgl Mtg. Foot, w/o AC	DR	63	12	7127-9N	7294-9N
L6 4.8L 292cid	1979	w/AC	DR	63	12	7127-9N	7294-9N
V6 4.3L 262cid	1995-94	Std. Unit	DR	100-105	12	8165-7N-6G	
V6 4.3L 262cid	1991-90	w/AC	DR	100-105	12	7861-7N-6G	
V6 4.3L 262cid		w/o AC	DR	100-105	12	7861-7N-6G	
V6 4.3L 262cid	1989-88	w/AC	DR	100-105	12	7861-11N-6G	
V6 4.3L 262cid		w/o AC	DR	100-105	12	7861-11N-4G	
V6 4.3L 262cid	1993	Std. Unit	DR	100-105	12	7861-7N-6G	
V6 4.3L 262cid	1992	Opt. 100 Amp	DR	100-105	12	7861-7N-6G	
V6 4.3L 262cid		Std. 85 Amp	DR	100-105	12	7861-7N-6G	
V6 4.3L 262cid	1986	Std. w/AC or HBW	DR	94	12	7294-12N	
V6 4.3L 262cid		Std. w/o AC	DR	63	12	7127-12N	7294-12N
V6 4.3L 262cid	1985	Std. w/AC or HBW	DR	94	12	7294-12N	
V6 4.3L 262cid		Std. w/o AC	DR	63	12	7127-12N	7294-12N
V8 5.0L 305cid	1998-96	DR CS144, IR/ EF, 124 Amp, Std.	DR	140	12	8219N	
V8 5.0L 305cid		DR CS144, IR/EF, Opt., 140 Amp	DR	140	12	8219N	
V8 5.0L 305cid		Internal Fan, Opt. 105 Amp	DR	105	12	8206N	
V8 5.0L 305cid		Internal Fan, Std. 100 Amp	DR	105	12	8206N	
V8 5.0L 305cid	1995-94	Std. 100 Amp	DR	100-105	12	8165-7N-6G	
V8 5.0L 305cid	1995-92	Opt. 124 Amp	DR	124	12	7901-2N	
V8 5.0L 305cid	1995-90	DR CS144, 120 Amp, 5S pulley	DR	120	12	7901-2N-5G	
V8 5.0L 305cid	1991-90	Opt HD	DR	124	12	7901-2N	
V8 5.0L 305cid		Std. w/AC	DR	100-105	12	7861-7N-6G	
V8 5.0L 305cid		Std. w/o AC	DR	100-105	12	7861-7N-6G	
V8 5.0L 305cid	1989-88	Std. w/AC	DR	100-105	12	7861-11N-6G	
V8 5.0L 305cid		Std. w/o AC	DR	100-105	12	7861-11N-4G	
V8 5.0L 305cid	1985-83	Opt. Service Unit, DR 12SI, CW, 94 Amp, Self Excite 1 Wire					
		Aftermarket Design	DR	94	12	7294-SEN	
V8 5.0L 305cid	1985-79	Opt. Service Unit, DR 10SI, CW, 63 Amp, Self Excite 1 Wire					
		Aftermarket Design	DR	63	12	7127-SEN	
V8 5.0L 305cid	1984-83	w/AC, Opt. 78 Amp	DR	94	12	7294-3N	
V8 5.0L 305cid		w/AC, Std. 66 Amp	DR	94	12	7294-3N	
V8 5.0L 305cid	1984-79	w/o AC	DR	63	12	7127-3N	7294-3N
V8 5.0L 305cid	1982-79	w/AC	DR	63	12	7127-3N	7294-3N
V8 5.0L 305cid	1993	Std. 100 Amp	DR	100-105	12	7861-7N-6G	
V8 5.0L 305cid	1992	Opt. 100 Amp	DR	100-105	12	7861-7N-6G	
V8 5.0L 305cid		Std. 85 Amp	DR	100-105	12	7861-7N-6G	
V8 5.0L 305cid	1986	Opt. 66 Amp	DR	94	12	7294-9N	

ALTERNATORS

ALTERNATORS AND GENERATORS

ENGINE	YEAR	APPLICATION	Mfg	Amp	Volt	PART NO.	OPT. NO.
GMC (Cont'd)							
C2500 (Cont'd)							
V8 5.0L 305cid	1986	Opt. 78 Amp	DR	94	12	7294-9N	
V8 5.0L 305cid		Std. 37-42 Amp	DR	63	12	7127-3N	7294-3N
V8 5.0L 305cid	1985	Opt. 66 Amp	DR	94	12	7294-3N	
V8 5.0L 305cid		Opt. 78 Amp	DR	94	12	7294-3N	
V8 5.0L 305cid		Std. 37-42 Amp	DR	63	12	7127-3N	7294-3N
V8 5.0L 305cid	1980	w/DbI Mtg. Foot (Opt HD)	DR	100	12	7157MN	
V8 5.0L 305cid		w/Sgl Mtg. Foot, w/AC	DR	63	12	7127-3N	7294-3N
V8 5.0L 305cid		w/Sgl Mtg. Foot, w/o AC	DR	63	12	7127-3N	7294-3N
V8 5.7L 350cid	2000-96	DR CS144, IR/ EF, 124 Amp, Std.	DR	140	12	8219N	
V8 5.7L 350cid		DR CS144, IR/EF, Opt., 140 Amp	DR	140	12	8219N	
V8 5.7L 350cid		Internal Fan, Opt. 105 Amp	DR	105	12	8206N	
V8 5.7L 350cid		Internal Fan, Std. 100 Amp	DR	105	12	8206N	
V8 5.7L 350cid	1995-94	Opt. 124 Amp	DR	124	12	7901-2N	
V8 5.7L 350cid		Std. 100 Amp	DR	100-105	12	8165-7N-6G	
V8 5.7L 350cid		Std. 105 Amp	DR	100-105	12	8165-7N-6G	
V8 5.7L 350cid	1995-91	DR CS144, 120 Amp, 5S pulley	DR	120	12	7901-2N-5G	
V8 5.7L 350cid	1992-91	Opt HD, 124 Amp	DR	124	12	7901-2N	
V8 5.7L 350cid	1989-88	w/AC, 100 Amp, 6-Groove Pulley	DR	100-105	12	7861-11N-6G	
V8 5.7L 350cid		w/AC, 105 Amp, 6-Groove Pulley	DR	100-105	12	7861-11N-6G	
V8 5.7L 350cid		w/o AC, 85 Amp, 4-Groove Pulley	DR	100-105	12	7861-11N-4G	
V8 5.7L 350cid	1985-83	Opt. Service Unit, DR 12SI, CW, 94 Amp, Self Excite 1 Wire Aftermarket Design	DR	94	12	7294-SEN	
V8 5.7L 350cid		Opt. w/AC	DR	94	12	7294-3N	
V8 5.7L 350cid		Std. w/AC	DR	94	12	7294-3N	
V8 5.7L 350cid		Std. w/o AC	DR	63	12	7127-3N	7294-3N
V8 5.7L 350cid	1985-79	Opt. Service Unit, DR 10SI, CW, 63 Amp, Self Excite 1 Wire Aftermarket Design	DR	63	12	7127-SEN	
V8 5.7L 350cid	1982-81	w/o AC, w/3:00 Alt Plug	DR	63	12	7127-3N	7294-3N
V8 5.7L 350cid		w/o AC, w/9:00 Alt Plug	DR	63	12	7127-9N	7294-9N
V8 5.7L 350cid	1982-79	w/AC	DR	63	12	7127-3N	7294-3N
V8 5.7L 350cid	1993	w/1:00 Alt Plug, 124 Amp	DR	124	12	7901-2N	
V8 5.7L 350cid		w/7:00 Alt Plug, Opt. 105 Amp	DR	100-105	12	8165-7N-6G	
V8 5.7L 350cid		w/7:00 Alt Plug, Std. 100 Amp	DR	100-105	12	7861-7N-6G	
V8 5.7L 350cid	1992	w/AC	DR	100-105	12	7861-7N-6G	
V8 5.7L 350cid		w/o AC, Opt. 100 Amp	DR	100-105	12	7861-7N-6G	
V8 5.7L 350cid		w/o AC, Std. 85 Amp	DR	100-105	12	7861-7N-6G	
V8 5.7L 350cid	1991	w/AC, 100 Amp	DR	100-105	12	7861-7N-6G	
V8 5.7L 350cid		w/AC, 105 Amp	DR	100-105	12	7861-7N-6G	
V8 5.7L 350cid		w/o AC, 85 Amp	DR	100-105	12	7861-7N-6G	
V8 5.7L 350cid	1990	Opt. w/AC, 105 Amp	DR	100-105	12	7861-7N-6G	
V8 5.7L 350cid		Std. w/AC, 100 Amp	DR	100-105	12	7861-7N-6G	
V8 5.7L 350cid		Std. w/o AC, 85 Amp	DR	100-105	12	7861-7N-6G	
V8 5.7L 350cid	1986	VIN L, w/AC	DR	94	12	7294-9N	
V8 5.7L 350cid		VIN L, w/o AC, Opt	DR	94	12	7294-9N	
V8 5.7L 350cid		VIN L, w/o AC, Std	DR	63	12	7127-3N	7294-3N
V8 5.7L 350cid		VIN M, w/AC, 66 Amp	DR	94	12	7294-3N	
V8 5.7L 350cid		VIN M, w/AC, 78 Amp	DR	94	12	7294-3N	
V8 5.7L 350cid		VIN M, w/o AC	DR	63	12	7127-3N	7294-3N
V8 5.7L 350cid	1981	Std. w/AC	DR	63	12	7127-9N	7294-9N
V8 5.7L 350cid	1980	w/DbI Mtg. Foot (Opt HD)	DR	100	12	7157MN	
V8 5.7L 350cid		w/Sgl Mtg. Foot, w/AC	DR	63	12	7127-3N	7294-3N
V8 5.7L 350cid		w/Sgl Mtg. Foot, w/o AC	DR	63	12	7127-3N	7294-3N
V8 5.7L 350cid	1979	w/o AC	DR	63	12	7127-3N	7294-3N
V8 6.2L 379cid	1992-91	Diesel, w/AC, Opt. 105 Amp	DR	100-105	12	7861-11N-6G	
V8 6.2L 379cid	1992-88	Diesel, w/AC, Std. 100 Amp	DR	100-105	12	7861-11N-6G	
V8 6.2L 379cid		Diesel, w/o AC	DR	100-105	12	7861-11N-4G	
V8 6.2L 379cid	1986-83	Diesel, Opt	DR	94	12	7294-12N	
V8 6.2L 379cid		Diesel, Opt. HD, 108 AMP, 9:00 Plug Position	DR	120	12	7287-9N	
V8 6.2L 379cid		Diesel, Std. Unit	DR	94	12	7294-12N	
V8 6.2L 379cid	1993	Diesel, Opt. 105 Amp	DR	100-105	12	8165-11N	
V8 6.2L 379cid		Diesel, Std. 100 Amp	DR	100-105	12	8165-11N	
V8 6.2L 379cid	1982	Diesel, Opt. Service Unit, DR 10SI, CW, 63 Amp, Self Excite 1 Wire Aftermarket Design	DR	63	12	7127-SEN	
V8 6.2L 379cid		Diesel, Std. Unit	DR	63	12	7127-12N	7294-12N
V8 6.5L 395cid	2000-98	Diesel, DR CS144, IR/ EF, 124 Amp, Std.	DR	140	12	8219N	
V8 6.5L 395cid		Diesel, DR CS144, IR/EF, Opt., 140 Amp	DR	140	12	8219N	

ALTERNATORS

ALTERNATORS AND GENERATORS

ENGINE	YEAR	APPLICATION	Mfg	Amp	Volt	PART NO.	OPT. NO.
GMC (Cont'd)							
C2500 (Cont'd)							
V8 6.5L 395cid	2000-98	Diesel, Internal Fan Alt, Std. 100 Amp, Tapered Collar Pulley	DR	100	12	8227N	8206N
V8 6.5L 395cid	2000-96	Diesel, Internal Fan, Opt. 105 Amp, Std. Pulley	DR	105	12	8206N	
V8 6.5L 395cid	1997-96	Diesel, DR CS144, IR/ EF, 124 Amp	DR	140	12	8219N	
V8 6.5L 395cid		Diesel, Internal Fan Alt, Tapered Collar Pulley, Std. 100 Amp, 2nd Prod	DR	100	12	8227N	8206N
V8 6.5L 395cid	1994-93	Diesel, Opt. 105 Amp, w/11:00 Alt Plug	DR	100-105	12	8165-11N	
V8 6.5L 395cid	1997	Diesel, Internal Fan, Std. 100 Amp	DR	105	12	8206N	
V8 6.5L 395cid	1996	Diesel, Internal Fan, Std. 100 Amp, 1st Prod.	DR	105	12	8206N	
V8 6.5L 395cid	1995	Diesel, Std. 105 Amp	DR	100-105	12	8165-11N	
V8 6.5L 395cid	1994	Diesel, Std. 100 Amp, w/11:00 Alt Plug	DR	100-105	12	8165-11N	
V8 6.5L 395cid		Diesel, Std. 100 Amp, w/7:00 Alt Plug	DR	100-105	12	8165-7N-6G	
V8 6.5L 395cid	1992	Diesel, Std. w/o AC	DR	100-105	12	7861-11N-4G	
V8 6.5L 395cid		Diesel, w/AC, Std. 100 Amp	DR	100-105	12	7861-11N-6G	
V8 6.6L 400cid	1979	Opt. Service Unit, DR 10SI, CW, 63 Amp, Self Excite 1 Wire Aftermarket Design	DR	63	12	7127-SEN	
V8 6.6L 400cid		w/AC	DR	63	12	7127-3N	7294-3N
V8 6.6L 400cid		w/o AC	DR	63	12	7127-3N	7294-3N
V8 7.4L 454cid	2000-96	DR CS144, IR/ EF, 124 Amp, Std.	DR	140	12	8219N	
V8 7.4L 454cid		DR CS144, IR/EF, Opt., 140 Amp	DR	140	12	8219N	
V8 7.4L 454cid		Internal Fan, Opt. 105 Amp	DR	105	12	8206N	
V8 7.4L 454cid		Internal Fan, Std. 100 Amp	DR	105	12	8206N	
V8 7.4L 454cid	1995-94	Opt. 105 Amp	DR	100-105	12	8165-7N-6G	
V8 7.4L 454cid		Std. 100 Amp	DR	100-105	12	8165-7N-6G	
V8 7.4L 454cid	1992-91	w/AC, Opt. 105 Amp	DR	100-105	12	7802-3N	
V8 7.4L 454cid		w/AC, Std. 100 Amp	DR	100-105	12	7802-3N	
V8 7.4L 454cid	1985-83	Opt. Service Unit, DR 12SI, CW, 94 Amp, Self Excite 1 Wire Aftermarket Design	DR	94	12	7294-SEN	
V8 7.4L 454cid	1985-79	Opt. Service Unit, DR 10SI, CW, 63 Amp, Self Excite 1 Wire Aftermarket Design	DR	63	12	7127-SEN	
V8 7.4L 454cid	1984-79	w/o AC	DR	63	12	7127-3N	7294-3N
V8 7.4L 454cid	1982-80	w/DbI Mtg. Foot (Opt HD)	DR	100	12	7157MN	
V8 7.4L 454cid		w/Sgl Mtg. Foot, w/AC	DR	63	12	7127-3N	7294-3N
V8 7.4L 454cid		w/Sgl Mtg. Foot, w/o AC	DR	63	12	7127-3N	7294-3N
V8 7.4L 454cid	1993	w/11:00 Alt Plug, 1st Production, 124 Amp	DR	124	12	7901-11R	
V8 7.4L 454cid		w/11:00 Alt Plug, 2nd Prod, 124 Amp	DR	124	12	8214-11R	
V8 7.4L 454cid		w/3:00 Alt Plug, Opt. 105 Amp	DR	100-105	12	7802-3N	
V8 7.4L 454cid		w/3:00 Alt Plug, Std. 100 Amp	DR	100-105	12	7802-3N	
V8 7.4L 454cid	1992	Opt HD, 124 Amp	DR	124	12	7901-11R	
V8 7.4L 454cid		w/o AC, 85 Amp	DR	100-105	12	7802-3N	
V8 7.4L 454cid	1991	w/o AC	DR	100-105	12	7802-3N	
V8 7.4L 454cid	1986	37-42 Amp	DR	63	12	7127-12N	7294-12N
V8 7.4L 454cid		94 Amp	DR	94	12	7294-12N	
V8 7.4L 454cid	1985	Federal, w/DbI Mtg. Foot (Opt HD)	DR	100	12	7157MN	
V8 7.4L 454cid		Federal, w/Sgl Mtg. Foot, Opt. 78 Amp	DR	94	12	7294-12N	
V8 7.4L 454cid		Federal, w/Sgl Mtg. Foot, Opt. 94 Amp	DR	94	12	7294-12N	
V8 7.4L 454cid		Federal, w/Sgl Mtg. Foot, Std. 37-42 Amp	DR	63	12	7127-12N	7294-12N
V8 7.4L 454cid		Optional, 78 Amp, Calif.	DR	94	12	7294-3N	
V8 7.4L 454cid		Optional, 94 Amp, Calif.	DR	94	12	7294-3N	
V8 7.4L 454cid		Standard, 37-42 Amp, Calif.	DR	63	12	7127-3N	7294-3N
V8 7.4L 454cid	1984	w/AC, Opt	DR	94	12	7294-3N	
V8 7.4L 454cid		w/AC, Std	DR	94	12	7294-3N	
V8 7.4L 454cid	1983	Std. w/AC	DR	94	12	7294-3N	
V8 7.4L 454cid		Std. w/o AC	DR	63	12	7127-3N	7294-3N
V8 7.4L 454cid	1979	w/AC	DR	63	12	7127-3N	7294-3N
C2500 Suburban							
L6 4.8L 292cid	1984-79	w/o AC	DR	63	12	7127-9N	7294-9N
L6 4.8L 292cid	1982-81	w/AC	DR	63	12	7127-9N	7294-9N
L6 4.8L 292cid	1984	w/AC	DR	94	12	7294-9N	
L6 4.8L 292cid	1980	w/DbI Mtg. Foot (Opt HD)	DR	100	12	7157MN	
L6 4.8L 292cid		w/Sgl Mtg. Foot, w/AC	DR	63	12	7127-9N	7294-9N
L6 4.8L 292cid		w/Sgl Mtg. Foot, w/o AC	DR	63	12	7127-9N	7294-9N
L6 4.8L 292cid	1979	w/AC	DR	63	12	7127-9N	7294-9N
V8 5.0L 305cid	1985-83	Opt. Service Unit, DR 12SI, CW, 94 Amp, Self Excite 1 Wire Aftermarket Design	DR	94	12	7294-SEN	

ALTERNATORS

ALTERNATORS AND GENERATORS

ENGINE	YEAR	APPLICATION	Mfg	Amp	Volt	PART NO.	OPT. NO.
GMC (Cont'd)							
C2500 Suburban (Cont'd)							
V8 5.0L 305cid	1985-82	Opt. Service Unit, DR 10SI, CW, 63 Amp, Self Excite 1 Wire					
		Aftermarket Design	DR	63	12	7127-SEN	
V8 5.0L 305cid	1984-83	w/AC, Opt	DR	94	12	7294-3N	
V8 5.0L 305cid		w/AC, Std	DR	94	12	7294-3N	
V8 5.0L 305cid		w/o AC	DR	63	12	7127-3N	7294-3N
V8 5.0L 305cid	1986	37 Amp	DR	63	12	7127-3N	7294-3N
V8 5.0L 305cid		66 Amp	DR	94	12	7294-9N	
V8 5.0L 305cid		78 Amp	DR	94	12	7294-9N	
V8 5.0L 305cid	1985	66 Amp	DR	94	12	7294-3N	
V8 5.0L 305cid		78 Amp	DR	94	12	7294-3N	
V8 5.0L 305cid		Delco 42 Amp	DR	63	12	7127-3N	7294-3N
V8 5.0L 305cid	1982	w/AC	DR	63	12	7127-3N	7294-3N
V8 5.0L 305cid		w/o AC	DR	63	12	7127-3N	7294-3N
V8 5.7L 350cid	1999-96	DR CS144, IR/ EF, 124 Amp, Std.	DR	140	12	8219N	
V8 5.7L 350cid		DR CS144, IR/EF, Opt., 140 Amp	DR	140	12	8219N	
V8 5.7L 350cid		Internal Fan, Opt. 105 Amp	DR	105	12	8206N	
V8 5.7L 350cid		Internal Fan, Std. 100 Amp	DR	105	12	8206N	
V8 5.7L 350cid	1995-94	w/7:00 Alt Plug, Std. 100 Amp	DR	100-105	12	8165-7N-6G	
V8 5.7L 350cid	1995-93	w/1:00 Alt Plug, 124 Amp	DR	124	12	7901-2N	
V8 5.7L 350cid		w/7:00 Alt Plug, Opt. 105 Amp	DR	100-105	12	8165-7N-6G	
V8 5.7L 350cid	1995-92	DR CS144, 120 Amp, 5S pulley	DR	120	12	7901-2N-5G	
V8 5.7L 350cid	1985-83	Opt. Service Unit, DR 12SI, CW, 94 Amp, Self Excite 1 Wire					
		Aftermarket Design	DR	94	12	7294-SEN	
V8 5.7L 350cid		Std. w/AC	DR	94	12	7294-3N	
V8 5.7L 350cid		Std. w/o AC	DR	63	12	7127-3N	7294-3N
V8 5.7L 350cid	1985-79	Opt. Service Unit, DR 10SI, CW, 63 Amp, Self Excite 1 Wire					
		Aftermarket Design	DR	63	12	7127-SEN	
V8 5.7L 350cid	1981-79	w/AC	DR	63	12	7127-3N	7294-3N
V8 5.7L 350cid		w/o AC	DR	63	12	7127-3N	7294-3N
V8 5.7L 350cid	1993	w/7:00 Alt Plug, Std. 100 Amp	DR	100-105	12	7861-7N-6G	
V8 5.7L 350cid	1992	Opt HD, 124 Amp	DR	124	12	7901-2N	
V8 5.7L 350cid		w/AC, 100 Amp	DR	100-105	12	7861-7N-6G	
V8 5.7L 350cid		w/AC, 105 Amp	DR	100-105	12	7861-7N-6G	
V8 5.7L 350cid		w/o AC, 85 Amp	DR	100-105	12	7861-7N-6G	
V8 5.7L 350cid	1986	VIN L, w/AC	DR	94	12	7294-9N	
V8 5.7L 350cid		VIN L, w/o AC, Opt	DR	94	12	7294-9N	
V8 5.7L 350cid		VIN L, w/o AC, Std	DR	63	12	7127-3N	7294-3N
V8 5.7L 350cid		VIN M, w/AC	DR	94	12	7294-3N	
V8 5.7L 350cid		VIN M, w/o AC, Opt	DR	94	12	7294-3N	
V8 5.7L 350cid		VIN M, w/o AC, Std	DR	63	12	7127-3N	7294-3N
V8 5.7L 350cid	1985	Std. w/AC	DR	94	12	7294-3N	
V8 5.7L 350cid	1982	Std. w/AC or w/AC	DR	63	12	7127-3N	7294-3N
V8 5.7L 350cid		Std. w/o AC	DR	63	12	7127-9N	7294-9N
V8 5.7L 350cid	1980	w/Dbt Mtg. Foot (Opt HD)	DR	100	12	7157MN	
V8 5.7L 350cid		w/Sgl Mtg. Foot, w/AC	DR	63	12	7127-3N	7294-3N
V8 5.7L 350cid		w/Sgl Mtg. Foot, w/o AC	DR	63	12	7127-3N	7294-3N
V8 6.2L 379cid	1986-83	Diesel, Opt. 78 Amp	DR	94	12	7294-12N	
V8 6.2L 379cid		Diesel, Opt. HD, 108 AMP, 9:00 Plug Position	DR	120	12	7287-9N	
V8 6.2L 379cid		Diesel, Std. 66 Amp	DR	94	12	7294-12N	
V8 6.2L 379cid	1982	Diesel, Opt. Service Unit, DR 10SI, CW, 63 Amp, Self Excite 1 Wire					
		Aftermarket Design	DR	63	12	7127-SEN	
V8 6.2L 379cid		Diesel, Std. Unit	DR	63	12	7127-12N	7294-12N
V8 6.5L 395cid	1999-98	Diesel, DR CS144, IR/ EF, 124 Amp, Std.	DR	140	12	8219N	
V8 6.5L 395cid		Diesel, DR CS144, IR/EF, Opt., 140 Amp	DR	140	12	8219N	
V8 6.5L 395cid	1999-96	Diesel, Internal Fan Alt, Opt. 105 Amp, Standard Pulley	DR	105	12	8206N	
V8 6.5L 395cid		Diesel, Internal Fan Alt, Std. 100 Amp, Tapered Collar Pulley	DR	100	12	8227N	8206N
V8 6.5L 395cid	1997-96	Diesel, DR CS144, IR/ EF, 124 Amp	DR	140	12	8219N	
V8 6.5L 395cid	1995-94	Diesel, Opt. 105 Amp	DR	100-105	12	8165-11N	
V8 6.5L 395cid		Diesel, Std. 100 Amp	DR	100-105	12	8165-11N	
V8 6.5L 395cid	1997	Diesel, Internal Fan, Std. 100 Amp	DR	105	12	8206N	
V8 6.5L 395cid	1996	Diesel, Internal Fan, Std. 100 Amp, 1st Prod.	DR	105	12	8206N	
V8 6.6L 400cid	1980	Opt. Service Unit, DR 10SI, CW, 63 Amp, Self Excite 1 Wire					
		Aftermarket Design	DR	63	12	7127-SEN	
V8 6.6L 400cid		w/Dbt Mtg. Foot (Opt HD)	DR	100	12	7157MN	
V8 6.6L 400cid		w/Sgl Mtg. Foot, w/AC	DR	63	12	7127-3N	7294-3N
V8 6.6L 400cid		w/Sgl Mtg. Foot, w/o AC	DR	63	12	7127-3N	7294-3N

ALTERNATORS

ALTERNATORS AND GENERATORS

ENGINE	YEAR	APPLICATION	Mfg	Amp	Volt	PART NO.	OPT. NO.
GMC (Cont'd)							
C2500 Suburban (Cont'd)							
V8 7.4L 454cid	1999-96	DR CS144, IR/ EF, 124 Amp, Std.	DR	140	12	8219N	
V8 7.4L 454cid		DR CS144, IR/EF, Opt., 140 Amp	DR	140	12	8219N	
V8 7.4L 454cid		Internal Fan, Opt. 105 Amp	DR	105	12	8206N	
V8 7.4L 454cid		Internal Fan, Std. 100 Amp	DR	105	12	8206N	
V8 7.4L 454cid	1995-94	Opt. 105 Amp	DR	100-105	12	8165-7N-6G	
V8 7.4L 454cid		Std. 100 Amp	DR	100-105	12	8165-7N-6G	
V8 7.4L 454cid	1985-83	Opt. Service Unit, DR 12SI, CW, 94 Amp, Self Excite 1 Wire Aftermarket Design	DR	94	12	7294-SEN	
V8 7.4L 454cid	1985-79	Opt. Service Unit, DR 10SI, CW, 63 Amp, Self Excite 1 Wire Aftermarket Design	DR	63	12	7127-SEN	
V8 7.4L 454cid	1984-83	Std. w/AC	DR	94	12	7294-3N	
V8 7.4L 454cid		Std. w/o AC	DR	63	12	7127-3N	7294-3N
V8 7.4L 454cid	1982-80	w/DbI Mtg. Foot (Opt HD)	DR	100	12	7157MN	
V8 7.4L 454cid		w/Sgl Mtg. Foot, w/AC	DR	63	12	7127-3N	7294-3N
V8 7.4L 454cid		w/Sgl Mtg. Foot, w/o AC	DR	63	12	7127-3N	7294-3N
V8 7.4L 454cid	1993	w/11:00 Alt Plug, 124 Amp, 2nd Prod	DR	124	12	8214-11R	
V8 7.4L 454cid		w/11:00 Alt Plug, 1st Production, 124 Amp	DR	124	12	7901-11R	
V8 7.4L 454cid		w/3:00 Alt Plug, Opt. 105 Amp	DR	100-105	12	7802-3N	
V8 7.4L 454cid		w/3:00 Alt Plug, Std. 100 Amp	DR	100-105	12	7802-3N	
V8 7.4L 454cid	1992	Opt HD, 124 Amp	DR	124	12	7901-11R	
V8 7.4L 454cid		Opt. w/AC, 105 Amp	DR	100-105	12	7802-3N	
V8 7.4L 454cid		Std. w/AC, 100 Amp	DR	100-105	12	7802-3N	
V8 7.4L 454cid		Std. w/o AC, 85 Amp	DR	100-105	12	7802-3N	
V8 7.4L 454cid	1986	37 Amp	DR	63	12	7127-12N	7294-12N
V8 7.4L 454cid		94 Amp	DR	94	12	7294-12N	
V8 7.4L 454cid	1985	Federal, w/DbI Mtg. Foot (Opt HD)	DR	100	12	7157MN	
V8 7.4L 454cid		Federal, w/Sgl Mtg. Foot, Opt. 78 Amp	DR	94	12	7294-12N	
V8 7.4L 454cid		Federal, w/Sgl Mtg. Foot, Opt. 94 Amp	DR	94	12	7294-12N	
V8 7.4L 454cid		Federal, w/Sgl Mtg. Foot, Std. 37 Amp	DR	63	12	7127-12N	7294-12N
V8 7.4L 454cid		Optional, 78 Amp, Calif.	DR	94	12	7294-3N	
V8 7.4L 454cid		Optional, 94 Amp, Calif.	DR	94	12	7294-3N	
V8 7.4L 454cid		Standard, 37-42 Amp, Calif.	DR	63	12	7127-3N	7294-3N
V8 7.4L 454cid	1984	Opt. w/AC	DR	94	12	7294-3N	
V8 7.4L 454cid	1979	w/AC	DR	63	12	7127-3N	7294-3N
V8 7.4L 454cid		w/o AC	DR	63	12	7127-3N	7294-3N
C35							
L6 4.1L 250cid	1978-75	w/AC	DR	63	12	7127-9N	7294-9N
L6 4.1L 250cid		w/o AC	DR	63	12	7127-9N	7294-9N
L6 4.8L 292cid	1978-76	w/AC	DR	63	12	7127-9N	7294-9N
L6 4.8L 292cid		w/o AC	DR	63	12	7127-9N	7294-9N
L6 4.8L 292cid	1975	w/AC	DR	63	12	7127-9N	7294-9N
L6 4.8L 292cid		w/o AC	DR	63	12	7127-9N	7294-9N
V8 5.0L 305cid	1978	Opt. Service Unit, DR 10SI, CW, 63 Amp, Self Excite 1 Wire Aftermarket Design	DR	63	12	7127-SEN	
V8 5.0L 305cid		w/AC	DR	63	12	7127-3N	7294-3N
V8 5.0L 305cid		w/o AC	DR	63	12	7127-3N	7294-3N
V8 5.7L 350cid	1978-75	Opt. Service Unit, DR 10SI, CW, 63 Amp, Self Excite 1 Wire Aftermarket Design	DR	63	12	7127-SEN	
V8 5.7L 350cid		w/AC	DR	63	12	7127-3N	7294-3N
V8 5.7L 350cid		w/o AC	DR	63	12	7127-3N	7294-3N
V8 6.6L 400cid	1978-76	Opt. Service Unit, DR 10SI, CW, 63 Amp, Self Excite 1 Wire Aftermarket Design	DR	63	12	7127-SEN	
V8 6.6L 400cid		w/AC	DR	63	12	7127-3N	7294-3N
V8 6.6L 400cid		w/o AC	DR	63	12	7127-3N	7294-3N
V8 7.4L 454cid	1978-75	Opt. Service Unit, DR 10SI, CW, 63 Amp, Self Excite 1 Wire Aftermarket Design	DR	63	12	7127-SEN	
V8 7.4L 454cid		w/AC	DR	63	12	7127-3N	7294-3N
V8 7.4L 454cid		w/o AC	DR	63	12	7127-3N	7294-3N
C35 Pickup							
L6 4.1L 4097cc 250cid	1966	Std. Unit	DR	63	12	7122N	
L6 4.8L 4801cc 292cid		Std. Unit	DR	63	12	7122N	
V8 4.6L 4638cc 283cid		Std. Unit	DR	63	12	7122N	
C35/C3500 Pickup							
L6 4.1L 250cid	1974-73	w/AC	DR	63	12	7127-9N	7294-9N

ALTERNATORS AND GENERATORS

ENGINE	YEAR	APPLICATION	Mfg	Amp	Volt	PART NO.	OPT. NO.
GMC (Cont'd)							
C35/C3500 Pickup (Cont'd)							
L6 4.1L 250cid	1974-73	w/o AC	DR	63	12	7127-9N	7294-9N
L6 4.1L 250cid	1971-69	Std. Unit	DR	63	12	7122N	
L6 4.1L 250cid	1972	w/AC	DR	63	12	7122N	
L6 4.1L 250cid		w/o AC	DR	63	12	7122N	
L6 4.1L 250cid	1968	Std. Unit	DR	63	12	7122N	
L6 4.1L 4097cc 250cid	1974-73	w/AC	DR	63	12	7127-9N	7294-9N
L6 4.1L 4097cc 250cid		w/o AC	DR	63	12	7127-9N	7294-9N
L6 4.1L 4097cc 250cid	1971-69	Std. Unit	DR	63	12	7122N	
L6 4.1L 4097cc 250cid	1968-67	Std. Unit	DR	63	12	7122N	
L6 4.1L 4097cc 250cid	1972	w/AC	DR	63	12	7122N	
L6 4.1L 4097cc 250cid		w/o AC	DR	63	12	7122N	
L6 4.1L 4098cc 250cid	1974-73	w/AC	DR	63	12	7127-9N	7294-9N
L6 4.1L 4098cc 250cid		w/o AC	DR	63	12	7127-9N	7294-9N
L6 4.1L 4098cc 250cid	1972	w/AC	DR	63	12	7122N	
L6 4.1L 4098cc 250cid		w/o AC	DR	63	12	7122N	
L6 4.1L 4098cc 250cid	1967	Std. Unit	DR	63	12	7122N	
L6 4.8L 292cid	1974-73	w/AC	DR	63	12	7127-9N	7294-9N
L6 4.8L 292cid		w/o AC	DR	63	12	7127-9N	7294-9N
L6 4.8L 292cid	1971-69	Std. Unit	DR	63	12	7122N	
L6 4.8L 292cid	1972	w/AC	DR	63	12	7122N	
L6 4.8L 292cid		w/o AC	DR	63	12	7122N	
L6 4.8L 292cid	1968	Std. Unit	DR	63	12	7122N	
L6 4.8L 4786cc 292cid	1974-73	w/AC	DR	63	12	7127-9N	7294-9N
L6 4.8L 4786cc 292cid		w/o AC	DR	63	12	7127-9N	7294-9N
L6 4.8L 4801cc 292cid		w/AC	DR	63	12	7127-9N	7294-9N
L6 4.8L 4801cc 292cid		w/o AC	DR	63	12	7127-9N	7294-9N
L6 4.8L 4801cc 292cid	1971-69	Std. Unit	DR	63	12	7122N	
L6 4.8L 4801cc 292cid	1968-67	Std. Unit	DR	63	12	7122N	
L6 4.8L 4801cc 292cid	1972	w/AC	DR	63	12	7122N	
L6 4.8L 4801cc 292cid		w/o AC	DR	63	12	7122N	
V8 4.6L 4638cc 283cid	1967	Std. Unit	DR	63	12	7122N	
V8 5.0L 307cid	1971-69	Std. Unit	DR	63	12	7122N	
V8 5.0L 307cid	1973	w/AC	DR	63	12	7127-9N	7294-9N
V8 5.0L 307cid		w/o AC	DR	63	12	7127-9N	7294-9N
V8 5.0L 307cid	1972	w/AC	DR	63	12	7122N	
V8 5.0L 307cid		w/o AC	DR	63	12	7122N	
V8 5.0L 307cid	1968	Std. Unit	DR	63	12	7122N	
V8 5.0L 5031cc 307cid	1971-69	Std. Unit	DR	63	12	7122N	
V8 5.0L 5031cc 307cid	1973	w/AC	DR	63	12	7127-9N	7294-9N
V8 5.0L 5031cc 307cid		w/o AC	DR	63	12	7127-9N	7294-9N
V8 5.0L 5031cc 307cid	1972	w/AC	DR	63	12	7122N	
V8 5.0L 5031cc 307cid		w/o AC	DR	63	12	7122N	
V8 5.0L 5031cc 307cid	1968	Std. Unit	DR	63	12	7122N	
V8 5.4L 327cid		Std. Unit	DR	63	12	7122N	
V8 5.7L 350cid	1974-73	Opt. Service Unit, DR 10SI, CW, 63 Amp, Self Excite 1 Wire Aftermarket Design	DR	63	12	7127-SEN	
V8 5.7L 350cid		w/AC	DR	63	12	7127-3N	7294-3N
V8 5.7L 350cid		w/o AC	DR	63	12	7127-3N	7294-3N
V8 5.7L 350cid	1971-69	Std. Unit	DR	63	12	7122N	
V8 5.7L 350cid	1972	w/AC	DR	63	12	7122N	
V8 5.7L 350cid		w/o AC	DR	63	12	7122N	
V8 5.7L 5736cc 350cid	1974-73	Opt. Service Unit, DR 10SI, CW, 63 Amp, Self Excite 1 Wire Aftermarket Design	DR	63	12	7127-SEN	
V8 5.7L 5736cc 350cid		w/AC	DR	63	12	7127-3N	7294-3N
V8 5.7L 5736cc 350cid		w/o AC	DR	63	12	7127-3N	7294-3N
V8 5.7L 5736cc 350cid	1971-69	Std. Unit	DR	63	12	7122N	
V8 5.7L 5736cc 350cid	1972	w/AC	DR	63	12	7122N	
V8 5.7L 5736cc 350cid		w/o AC	DR	63	12	7122N	
V8 5.7L 5737cc 350cid	1974	Opt. Service Unit, DR 10SI, CW, 63 Amp, Self Excite 1 Wire Aftermarket Design	DR	63	12	7127-SEN	
V8 5.7L 5737cc 350cid		w/AC	DR	63	12	7127-3N	7294-3N
V8 5.7L 5737cc 350cid		w/o AC	DR	63	12	7127-3N	7294-3N
V8 6.5L 396cid	1969-68	Std. Unit	DR	63	12	7122N	
V8 6.5L 6489cc 396cid		Std. Unit	DR	63	12	7122N	
V8 6.6L 402cid	1971-70	Std. Unit	DR	63	12	7122N	
V8 6.6L 402cid	1972	w/AC	DR	63	12	7122N	

ALTERNATORS

ALTERNATORS AND GENERATORS

ENGINE	YEAR	APPLICATION	Mfg	Amp	Volt	PART NO.	OPT. NO.
GMC (Cont'd)							
C35/C3500 Pickup (Cont'd)							
V8 6.6L 402cid	1972	w/o AC	DR	63	12	7122N	
V8 6.6L 6588cc 402cid	1971-70	Std. Unit	DR	63	12	7122N	
V8 6.6L 6588cc 402cid	1972	w/AC	DR	63	12	7122N	
V8 6.6L 6588cc 402cid		w/o AC	DR	63	12	7122N	
V8 7.4L 454cid	1974-73	Opt. Service Unit, DR 10SI, CW, 63 Amp, Self Excite 1 Wire Aftermarket Design	DR	63	12	7127-SEN	
V8 7.4L 454cid		w/AC	DR	63	12	7127-3N	7294-3N
V8 7.4L 454cid		w/o AC	DR	63	12	7127-3N	7294-3N
V8 7.4L 7439cc 454cid		Opt. Service Unit, DR 10SI, CW, 63 Amp, Self Excite 1 Wire Aftermarket Design	DR	63	12	7127-SEN	
V8 7.4L 7439cc 454cid		w/AC	DR	63	12	7127-3N	7294-3N
V8 7.4L 7439cc 454cid		w/o AC	DR	63	12	7127-3N	7294-3N
V8 7.4L 7441cc 454cid		Opt. Service Unit, DR 10SI, CW, 63 Amp, Self Excite 1 Wire Aftermarket Design	DR	63	12	7127-SEN	
V8 7.4L 7441cc 454cid		w/AC	DR	63	12	7127-3N	7294-3N
V8 7.4L 7441cc 454cid		w/o AC	DR	63	12	7127-3N	7294-3N
C3500							
L6 4.1L 250cid	1980	w/DbI Mtg. Foot (Opt HD)	DR	100	12	7157MN	
L6 4.1L 250cid		w/Sgl Mtg. Foot, w/AC	DR	63	12	7127-9N	7294-9N
L6 4.1L 250cid		w/Sgl Mtg. Foot, w/o AC	DR	63	12	7127-9N	7294-9N
L6 4.1L 250cid	1979	w/AC	DR	63	12	7127-9N	7294-9N
L6 4.1L 250cid		w/o AC	DR	63	12	7127-9N	7294-9N
L6 4.8L 292cid	1986-83	Std. w/AC	DR	94	12	7294-9N	
L6 4.8L 292cid		Std. w/o AC	DR	63	12	7127-9N	7294-9N
L6 4.8L 292cid	1982-81	w/AC	DR	63	12	7127-9N	7294-9N
L6 4.8L 292cid	1982-79	w/o AC	DR	63	12	7127-9N	7294-9N
L6 4.8L 292cid	1980	w/DbI Mtg. Foot	DR	100	12	7157MN	
L6 4.8L 292cid		w/Sgl Mtg. Foot, w/AC	DR	63	12	7127-9N	7294-9N
L6 4.8L 292cid		w/Sgl Mtg. Foot, w/o AC	DR	63	12	7127-9N	7294-9N
L6 4.8L 292cid	1979	w/AC	DR	63	12	7127-9N	7294-9N
V8 5.0L 305cid	1986	Opt. 66 Amp	DR	94	12	7294-9N	
V8 5.0L 305cid		Opt. 78 Amp	DR	94	12	7294-9N	
V8 5.0L 305cid		Std. 37-42 Amp	DR	63	12	7127-3N	7294-3N
V8 5.7L 350cid	2000-96	DR CS144, IR/ EF, 124 Amp, Std.	DR	140	12	8219N	
V8 5.7L 350cid		DR CS144, IR/EF, Opt., 140 Amp	DR	140	12	8219N	
V8 5.7L 350cid		Internal Fan, Opt. 105 Amp	DR	105	12	8206N	
V8 5.7L 350cid		Internal Fan, Std. 100 Amp	DR	105	12	8206N	
V8 5.7L 350cid	1995-94	Opt. 124 Amp	DR	124	12	7901-2N	
V8 5.7L 350cid		Std. 100 Amp	DR	100-105	12	8165-7N-6G	
V8 5.7L 350cid		Std. 105 Amp	DR	100-105	12	8165-7N-6G	
V8 5.7L 350cid	1995-91	DR CS144, 120 Amp, 5S pulley	DR	120	12	7901-2N-5G	
V8 5.7L 350cid	1992-91	Opt HD, 124 Amp	DR	124	12	7901-2N	
V8 5.7L 350cid	1989-88	w/AC, 100 Amp, 6-Groove Pulley	DR	100-105	12	7861-11N-6G	
V8 5.7L 350cid		w/AC, 105 Amp, 6-Groove Pulley	DR	100-105	12	7861-11N-6G	
V8 5.7L 350cid		w/o AC, 85 Amp, 4-Groove Pulley	DR	100-105	12	7861-11N-4G	
V8 5.7L 350cid	1985-83	Opt. Service Unit, DR 12SI, CW, 94 Amp, Self Excite 1 Wire Aftermarket Design	DR	94	12	7294-SEN	
V8 5.7L 350cid		Opt. w/AC	DR	94	12	7294-3N	
V8 5.7L 350cid		Std. w/AC	DR	94	12	7294-3N	
V8 5.7L 350cid		Std. w/o AC	DR	63	12	7127-3N	7294-3N
V8 5.7L 350cid	1985-79	Opt. Service Unit, DR 10SI, CW, 63 Amp, Self Excite 1 Wire Aftermarket Design	DR	63	12	7127-SEN	
V8 5.7L 350cid	1982-81	w/o AC, w/3:00 Alt Plug	DR	63	12	7127-3N	7294-3N
V8 5.7L 350cid		w/o AC, w/9:00 Alt Plug	DR	63	12	7127-9N	7294-9N
V8 5.7L 350cid	1982-79	w/AC	DR	63	12	7127-3N	7294-3N
V8 5.7L 350cid	1993	w/1:00 Alt Plug, 124 Amp	DR	124	12	7901-2N	
V8 5.7L 350cid		w/7:00 Alt Plug, Opt. 105 Amp	DR	100-105	12	8165-7N-6G	
V8 5.7L 350cid		w/7:00 Alt Plug, Std. 100 Amp	DR	100-105	12	7861-7N-6G	
V8 5.7L 350cid	1992	w/AC	DR	100-105	12	7861-7N-6G	
V8 5.7L 350cid		w/o AC, Opt. 100 Amp	DR	100-105	12	7861-7N-6G	
V8 5.7L 350cid		w/o AC, Std. 85 Amp	DR	100-105	12	7861-7N-6G	
V8 5.7L 350cid	1991	w/AC, 100 Amp	DR	100-105	12	7861-7N-6G	
V8 5.7L 350cid		w/AC, 105 Amp	DR	100-105	12	7861-7N-6G	
V8 5.7L 350cid		w/o AC, 85 Amp	DR	100-105	12	7861-7N-6G	
V8 5.7L 350cid	1990	Opt. w/AC, 105 Amp	DR	100-105	12	7861-7N-6G	

ALTERNATORS AND GENERATORS

ENGINE	YEAR	APPLICATION	Mfg	Amp	Volt	PART NO.	OPT. NO.
GMC (Cont'd)							
C3500 (Cont'd)							
V8 5.7L 350cid	1990	Std. w/AC, 100 Amp	DR	100-105	12	7861-7N-6G	
V8 5.7L 350cid		Std. w/o AC, 85 Amp	DR	100-105	12	7861-7N-6G	
V8 5.7L 350cid	1986	VIN L, w/AC	DR	94	12	7294-9N	
V8 5.7L 350cid		VIN L, w/o AC, Opt	DR	94	12	7294-9N	
V8 5.7L 350cid		VIN L, w/o AC, Std	DR	63	12	7127-3N	7294-3N
V8 5.7L 350cid		VIN M, w/AC, 66 Amp	DR	94	12	7294-3N	
V8 5.7L 350cid		VIN M, w/AC, 78 Amp	DR	94	12	7294-3N	
V8 5.7L 350cid		VIN M, w/o AC	DR	63	12	7127-3N	7294-3N
V8 5.7L 350cid	1981	Std. w/AC	DR	63	12	7127-9N	7294-9N
V8 5.7L 350cid	1980	w/DbI Mtg. Foot (Opt HD)	DR	100	12	7157MN	
V8 5.7L 350cid		w/Sgl Mtg. Foot, w/AC	DR	63	12	7127-3N	7294-3N
V8 5.7L 350cid		w/Sgl Mtg. Foot, w/o AC	DR	63	12	7127-3N	7294-3N
V8 5.7L 350cid	1979	w/o AC	DR	63	12	7127-3N	7294-3N
V8 6.2L 379cid	1992-91	Diesel, w/AC, Opt. 105 Amp	DR	100-105	12	7861-11N-6G	
V8 6.2L 379cid	1992-88	Diesel, w/AC, Std. 100 Amp	DR	100-105	12	7861-11N-6G	
V8 6.2L 379cid		Diesel, w/o AC	DR	100-105	12	7861-11N-4G	
V8 6.2L 379cid	1986-83	Diesel, Opt	DR	94	12	7294-12N	
V8 6.2L 379cid		Diesel, Opt. HD, 108 AMP, 9:00 Plug Position	DR	120	12	7287-9N	
V8 6.2L 379cid		Diesel, Std. Unit	DR	94	12	7294-12N	
V8 6.2L 379cid	1993	Diesel, Opt. 105 Amp	DR	100-105	12	8165-11N	
V8 6.2L 379cid		Diesel, Std. 100 Amp	DR	100-105	12	8165-11N	
V8 6.2L 379cid	1982	Diesel, Opt. Service Unit, DR 10SI, CW, 63 Amp, Self Excite 1 Wire Aftermarket Design	DR	63	12	7127-SEN	
V8 6.2L 379cid		Diesel, Std. Unit	DR	63	12	7127-12N	7294-12N
V8 6.5L 395cid	2002-01	Diesel, Internal Fan, Std. 100 Amp	DR	105	12	8206N	
V8 6.5L 395cid	2000-98	Diesel, DR CS144, IR/ EF, 124 Amp, Std.	DR	140	12	8219N	
V8 6.5L 395cid		Diesel, DR CS144, IR/EF, Opt., 140 Amp	DR	140	12	8219N	
V8 6.5L 395cid		Diesel, Internal Fan Alt, Std. 100 Amp, Tapered Collar Pulley	DR	100	12	8227N	8206N
V8 6.5L 395cid	2000-96	Diesel, Internal Fan, Opt. 105 Amp, Std. Pulley	DR	105	12	8206N	
V8 6.5L 395cid	1997-96	Diesel, DR CS144, IR/ EF, 124 Amp	DR	140	12	8219N	
V8 6.5L 395cid		Diesel, Internal Fan Alt, Tapered Collar Pulley, Std. 100 Amp, 2nd Prod	DR	100	12	8227N	8206N
V8 6.5L 395cid	1994-93	Diesel, Opt. 105 Amp, w/11:00 Alt Plug	DR	100-105	12	8165-11N	
V8 6.5L 395cid	1997	Diesel, Internal Fan, Std. 100 Amp	DR	105	12	8206N	
V8 6.5L 395cid	1996	Diesel, Internal Fan, Std. 100 Amp, 1st Prod.	DR	105	12	8206N	
V8 6.5L 395cid	1995	Diesel, Std. 105 Amp	DR	100-105	12	8165-11N	
V8 6.5L 395cid	1994	Diesel, Std. 100 Amp, w/11:00 Alt Plug	DR	100-105	12	8165-11N	
V8 6.5L 395cid		Diesel, Std. 100 Amp, w/7:00 Alt Plug	DR	100-105	12	8165-7N-6G	
V8 6.5L 395cid	1992	Diesel, Std. w/o AC	DR	100-105	12	7861-11N-4G	
V8 6.5L 395cid		Diesel, w/AC, Std. 100 Amp	DR	100-105	12	7861-11N-6G	
V8 6.6L 400cid	1979	Opt. Service Unit, DR 10SI, CW, 63 Amp, Self Excite 1 Wire Aftermarket Design	DR	63	12	7127-SEN	
V8 6.6L 400cid		w/AC	DR	63	12	7127-3N	7294-3N
V8 6.6L 400cid		w/o AC	DR	63	12	7127-3N	7294-3N
V8 7.4L 454cid	2000-96	DR CS144, IR/ EF, 124 Amp, Std.	DR	140	12	8219N	
V8 7.4L 454cid		DR CS144, IR/EF, Opt., 140 Amp	DR	140	12	8219N	
V8 7.4L 454cid		Internal Fan, Opt. 105 Amp	DR	105	12	8206N	
V8 7.4L 454cid		Internal Fan, Std. 100 Amp	DR	105	12	8206N	
V8 7.4L 454cid	1995-94	Opt. 105 Amp	DR	100-105	12	8165-7N-6G	
V8 7.4L 454cid		Std. 100 Amp	DR	100-105	12	8165-7N-6G	
V8 7.4L 454cid	1992-88	w/AC, Opt. 105 Amp	DR	100-105	12	7802-3N	
V8 7.4L 454cid		w/AC, Std. 100 Amp	DR	100-105	12	7802-3N	
V8 7.4L 454cid	1991-88	w/o AC	DR	100-105	12	7802-3N	
V8 7.4L 454cid	1985-83	Opt. Service Unit, DR 12SI, CW, 94 Amp, Self Excite 1 Wire Aftermarket Design	DR	94	12	7294-SEN	
V8 7.4L 454cid	1985-79	Opt. Service Unit, DR 10SI, CW, 63 Amp, Self Excite 1 Wire Aftermarket Design	DR	63	12	7127-SEN	
V8 7.4L 454cid	1984-79	w/o AC	DR	63	12	7127-3N	7294-3N
V8 7.4L 454cid	1982-80	w/DbI Mtg. Foot (Opt HD)	DR	100	12	7157MN	
V8 7.4L 454cid		w/Sgl Mtg. Foot, w/AC	DR	63	12	7127-3N	7294-3N
V8 7.4L 454cid		w/Sgl Mtg. Foot, w/o AC	DR	63	12	7127-3N	7294-3N
V8 7.4L 454cid	1993	w/11:00 Alt Plug, 1st Production, 124 Amp	DR	124	12	7901-11R	
V8 7.4L 454cid		w/11:00 Alt Plug, 2nd Prod, 124 Amp	DR	124	12	8214-11R	
V8 7.4L 454cid		w/3:00 Alt Plug, Opt. 105 Amp	DR	100-105	12	7802-3N	
V8 7.4L 454cid		w/3:00 Alt Plug, Std. 100 Amp	DR	100-105	12	7802-3N	
V8 7.4L 454cid	1992	Opt HD, 124 Amp	DR	124	12	7901-11R	

ALTERNATORS

ALTERNATORS AND GENERATORS

ENGINE	YEAR	APPLICATION	Mfg	Amp	Volt	PART NO.	OPT. NO.
GMC (Cont'd)							
C3500 (Cont'd)							
V8 7.4L 454cid	1992	w/o AC, 85 Amp	DR	100-105	12	7802-3N	
V8 7.4L 454cid	1986	37-42 Amp	DR	63	12	7127-12N	7294-12N
V8 7.4L 454cid		94 Amp	DR	94	12	7294-12N	
V8 7.4L 454cid	1985	Federal, w/DbI Mtg. Foot (Opt HD)	DR	100	12	7157MN	
V8 7.4L 454cid		Federal, w/Sgl Mtg. Foot, Opt. 78 Amp	DR	94	12	7294-12N	
V8 7.4L 454cid		Federal, w/Sgl Mtg. Foot, Opt. 94 Amp	DR	94	12	7294-12N	
V8 7.4L 454cid		Federal, w/Sgl Mtg. Foot, Std. 37-42 Amp	DR	63	12	7127-12N	7294-12N
V8 7.4L 454cid		Optional, 78 Amp, Calif.	DR	94	12	7294-3N	
V8 7.4L 454cid		Optional, 94 Amp, Calif.	DR	94	12	7294-3N	
V8 7.4L 454cid		Standard, 37-42 Amp, Calif.	DR	63	12	7127-3N	7294-3N
V8 7.4L 454cid	1984	w/AC, Opt	DR	94	12	7294-3N	
V8 7.4L 454cid		w/AC, Std	DR	94	12	7294-3N	
V8 7.4L 454cid	1983	Std. w/AC	DR	94	12	7294-3N	
V8 7.4L 454cid		Std. w/o AC	DR	63	12	7127-3N	7294-3N
V8 7.4L 454cid	1979	w/AC	DR	63	12	7127-3N	7294-3N
V8 8.1L 496cid	2002-01	145 Amp (DR44G) upgrade version	DR	145	12	8292N-DR	8292N-253A
V8 8.1L 496cid		253 Amp Aftermarket upgrade	DR	253	12	8292N-253A	
V8 8.1L 496cid		Delco AD230, 105 Amp, Std.	DR	105	12	8247N	
V8 8.1L 496cid		Delco AD244, 130 Amp, Opt.	DR	130-145	12	8292N	8292N-253A
C3500HD							
V8 5.7L 350cid	2000-96	DR CS144, IR/ EF, 124 Amp, Std.	DR	140	12	8219N	
V8 5.7L 350cid		DR CS144, IR/EF, Opt., 140 Amp	DR	140	12	8219N	
V8 5.7L 350cid		Internal Fan, Opt. 105 Amp	DR	105	12	8206N	
V8 5.7L 350cid		Internal Fan, Std. 100 Amp	DR	105	12	8206N	
V8 5.7L 350cid	1995-94	Opt. 124 Amp	DR	124	12	7901-2N	
V8 5.7L 350cid		Std. 100 Amp	DR	100-105	12	8165-7N-6G	
V8 5.7L 350cid		Std. 105 Amp	DR	100-105	12	8165-7N-6G	
V8 5.7L 350cid	1995-91	DR CS144, 120 Amp, 5S pulley	DR	120	12	7901-2N-5G	
V8 5.7L 350cid	1992-91	Opt HD, 124 Amp	DR	124	12	7901-2N	
V8 5.7L 350cid	1993	w/1:00 Alt Plug, 124 Amp	DR	124	12	7901-2N	
V8 5.7L 350cid		w/7:00 Alt Plug, Opt. 105 Amp	DR	100-105	12	8165-7N-6G	
V8 5.7L 350cid		w/7:00 Alt Plug, Std. 100 Amp	DR	100-105	12	7861-7N-6G	
V8 5.7L 350cid	1992	w/AC	DR	100-105	12	7861-7N-6G	
V8 5.7L 350cid		w/o AC, Opt. 100 Amp	DR	100-105	12	7861-7N-6G	
V8 5.7L 350cid		w/o AC, Std. 85 Amp	DR	100-105	12	7861-7N-6G	
V8 5.7L 350cid	1991	w/AC, 100 Amp	DR	100-105	12	7861-7N-6G	
V8 5.7L 350cid		w/AC, 105 Amp	DR	100-105	12	7861-7N-6G	
V8 5.7L 350cid		w/o AC, 85 Amp	DR	100-105	12	7861-7N-6G	
V8 6.2L 379cid	1992-91	Diesel, w/AC, Opt. 105 Amp	DR	100-105	12	7861-11N-6G	
V8 6.2L 379cid		Diesel, w/AC, Std. 100 Amp	DR	100-105	12	7861-11N-6G	
V8 6.2L 379cid		Diesel, w/o AC	DR	100-105	12	7861-11N-4G	
V8 6.2L 379cid	1993	Diesel, Opt. 105 Amp	DR	100-105	12	8165-11N	
V8 6.2L 379cid		Diesel, Std. 100 Amp	DR	100-105	12	8165-11N	
V8 6.5L 395cid	2002-01	Diesel, Internal Fan, Std. 100 Amp	DR	105	12	8206N	
V8 6.5L 395cid	2000-98	Diesel, DR CS144, IR/ EF, 124 Amp, Std.	DR	140	12	8219N	
V8 6.5L 395cid		Diesel, DR CS144, IR/EF, Opt., 140 Amp	DR	140	12	8219N	
V8 6.5L 395cid		Diesel, Internal Fan Alt, Std. 100 Amp, Tapered Collar Pulley	DR	100	12	8227N	8206N
V8 6.5L 395cid	2000-96	Diesel, Internal Fan, Opt. 105 Amp, Std. Pulley	DR	105	12	8206N	
V8 6.5L 395cid	1997-96	Diesel, DR CS144, IR/ EF, 124 Amp	DR	140	12	8219N	
V8 6.5L 395cid		Diesel, Internal Fan Alt, Tapered Collar Pulley, Std. 100 Amp, 2nd Prod	DR	100	12	8227N	8206N
V8 6.5L 395cid	1994-93	Diesel, Opt. 105 Amp, w/11:00 Alt Plug	DR	100-105	12	8165-11N	
V8 6.5L 395cid	1997	Diesel, Internal Fan, Std. 100 Amp	DR	105	12	8206N	
V8 6.5L 395cid	1996	Diesel, Internal Fan, Std. 100 Amp, 1st Prod.	DR	105	12	8206N	
V8 6.5L 395cid	1995	Diesel, Std. 105 Amp	DR	100-105	12	8165-11N	
V8 6.5L 395cid	1994	Diesel, Std. 100 Amp, w/11:00 Alt Plug	DR	100-105	12	8165-11N	
V8 6.5L 395cid		Diesel, Std. 100 Amp, w/7:00 Alt Plug	DR	100-105	12	8165-7N-6G	
V8 6.5L 395cid	1992	Diesel, Std. w/o AC	DR	100-105	12	7861-11N-4G	
V8 6.5L 395cid		Diesel, w/AC, Std. 100 Amp	DR	100-105	12	7861-11N-6G	
V8 7.4L 454cid	2000-96	DR CS144, IR/ EF, 124 Amp, Std.	DR	140	12	8219N	
V8 7.4L 454cid		DR CS144, IR/EF, Opt., 140 Amp	DR	140	12	8219N	
V8 7.4L 454cid		Internal Fan, Opt. 105 Amp	DR	105	12	8206N	
V8 7.4L 454cid		Internal Fan, Std. 100 Amp	DR	105	12	8206N	
V8 7.4L 454cid	1995-94	Opt. 105 Amp	DR	100-105	12	8165-7N-6G	
V8 7.4L 454cid		Std. 100 Amp	DR	100-105	12	8165-7N-6G	

ALTERNATORS AND GENERATORS

ENGINE	YEAR	APPLICATION	Mfg	Amp	Volt	PART NO.	OPT. NO.
GMC (Cont'd)							
C3500HD (Cont'd)							
V8 7.4L 454cid	1992-91	w/AC, Opt. 105 Amp	DR	100-105	12	7802-3N	
V8 7.4L 454cid		w/AC, Std. 100 Amp	DR	100-105	12	7802-3N	
V8 7.4L 454cid	1993	w/11:00 Alt Plug, 1st Production, 124 Amp	DR	124	12	7901-11R	
V8 7.4L 454cid		w/11:00 Alt Plug, 2nd Prod, 124 Amp	DR	124	12	8214-11R	
V8 7.4L 454cid		w/3:00 Alt Plug, Opt. 105 Amp	DR	100-105	12	7802-3N	
V8 7.4L 454cid		w/3:00 Alt Plug, Std. 100 Amp	DR	100-105	12	7802-3N	
V8 7.4L 454cid	1992	Opt HD, 124 Amp	DR	124	12	7901-11R	
V8 7.4L 454cid		w/o AC, 85 Amp	DR	100-105	12	7802-3N	
V8 7.4L 454cid	1991	w/o AC	DR	100-105	12	7802-3N	
V8 8.1L 496cid	2002-01	145 Amp (DR44G) upgrade version	DR	145	12	8292N-DR	8292N-253A
V8 8.1L 496cid		253 Amp Aftermarket upgrade	DR	253	12	8292N-253A	
V8 8.1L 496cid		Delco AD230, 105 Amp, Std.	DR	105	12	8247N	
V8 8.1L 496cid		Delco AD244, 130 Amp, Opt.	DR	130-145	12	8292N	8292N-253A
C40							
GM 3.8L (230) L6 Gas	1970-65	w/Std. 37 Amp	DR	63	12	7122N	
GM 4.1L (250) L6 Gas	1970-67	w/Std. 37 Amp	DR	63	12	7122N	
GM 4.6L (283) V8 Gas	1967-65	All Models (Std.)	DR	63	12	7122N	
GM 5.0L (307) V8 Gas	1970-68	w/Std. 37 Amp	DR	63	12	7122N	
GM 5.4L (327) V8 Gas	1968-63	All Models (Std.)	DR	63	12	7122N	
GM 5.7L (350) V8 Gas	1970-69	w/Std. 37 Amp	DR	63	12	7122N	
C4500 Topkick							
Caterpillar 3116	2002-97	Bosch Replacement Unit, 160 Amp, 3 Mounting Ears	BO	160	12	12490N	12715N
Caterpillar 3116		Bosch Replacement Unit, 200 Amp	BO	200	12	12715N	
Caterpillar 3116		DR 21SI, 130 Amp	DR	130	12	7971N	
Caterpillar 3116		DR 21SI, 160 Amp	DR	160	12	8028N	
Caterpillar 3126	2002-98	Bosch Replacement Unit, 160 Amp, 3 Mounting Ears	BO	160	12	12490N	12715N
Caterpillar 3126		Bosch Replacement Unit, 200 Amp	BO	200	12	12715N	
Caterpillar 3126		DR 21SI, 130 Amp	DR	130	12	7971N	
Caterpillar 3126		DR 21SI, 160 Amp	DR	160	12	8028N	
Caterpillar C7	2009-03	DR 22SI Quad Pad Mt., 130 Amp	DR	130	12	8364N	8707N
Caterpillar C7	2005-03	DR 22SI Quad Pad Mt., 100 Amp	DR	130	12	8364N	8707N
Caterpillar C7	2002-97	Bosch Replacement Unit, 160 Amp, 3 Mounting Ears	BO	160	12	12490N	12715N
Caterpillar C7		DR 21SI, 130 Amp	DR	130	12	7971N	
Caterpillar C-7		Bosch Replacement Unit, 200 Amp	BO	200	12	12715N	
Caterpillar C-7		DR 21SI, 160 Amp	DR	160	12	8028N	
V8 6.6L 403cid	2009-06	Delco DR44G, 150 Amp	DR	150	12	8540N	
V8 6.6L 403cid	2006-03	Diesel, Delco AD230, 105 Amp, Reg. 3:00	DR	105	12	8490-3N	
V8 6.6L 403cid	2005-03	Delco AD244, 150 Amp	DR	150	12	8495-3N	
V8 8.1L 496cid	2009-06	Delco DR44G, 150 Amp	DR	150	12	8540N	
V8 8.1L 496cid	2005-03	Delco AD230, 105 Amp, Reg. 3:00	DR	105	12	8490-3N	
V8 8.1L 496cid		Delco AD230, 105 Amp, Reg. 9:00	DR	105	12	8490-9N	
V8 8.1L 496cid		Delco AD244, 150 Amp	DR	150	12	8495-3N	
C5000							
6 Cyl. 4.8L 292cid	1988-87	w/56 Amp	DR	94	12	7294-9N	
6 Cyl. 4.8L 292cid		w/Dbt Mtg. Foot	DR	100	12	7157MN	
6 Cyl. 4.8L 292cid	1979	w/63 Amp	DR	63	12	7127-9N	7294-9N
6 Cyl. 4.8L 292cid		w/80 Amp	DR	100	12	7157MN	
8 Cyl. 5.7L 350cid		w/42 Amp	DR	63	12	7127-9N	7294-9N
8 Cyl. 5.7L 350cid		w/63 Amp	DR	63	12	7127-9N	7294-9N
8 Cyl. 5.7L 350cid		w/80 Amp	DR	100	12	7157MN	
Caterpillar 3116	2002-94	Bosch Replacement Unit, 160 Amp, 3 Mounting Ears	BO	160	12	12490N	12715N
Caterpillar 3116		DR 21SI, 130 Amp	DR	130	12	7971N	
Caterpillar 3116		DR 21SI, 160 Amp	DR	160	12	8028N	
Caterpillar 3116	2002-91	Bosch Replacement Unit, 200 Amp	BO	200	12	12715N	
Caterpillar 3116	1993-91	160 Amp	DR	160	12	8028N	
Caterpillar 3116		Delco 21SI, 130 Amp Series	DR	130	12	7971N	
Caterpillar 3116		w/100 Amp	DR	130	12	7971N	
Caterpillar 3116	1993-90	DR 20SI, 60 Amp	DR	60	12	7266N	
Caterpillar 3126	2002-98	Bosch Replacement Unit, 160 Amp, 3 Mounting Ears	BO	160	12	12490N	12715N
Caterpillar 3126		Bosch Replacement Unit, 200 Amp	BO	200	12	12715N	
Caterpillar 3126		DR 21SI, 130 Amp	DR	130	12	7971N	
Caterpillar 3126		DR 21SI, 160 Amp	DR	160	12	8028N	
GM 4.8L (292) L6 Gas	1979	w/42 Amp	DR	63	12	7127-9N	7294-9N
GM 5.0L (305) V8 Gas	1990	w/108 Amp	DR	120	12	7287-9N	

ALTERNATORS

ALTERNATORS AND GENERATORS

ALTERNATORS

ENGINE	YEAR	APPLICATION	Mfg	Amp	Volt	PART NO.	OPT. NO.
GMC (Cont'd)							
C5000 (Cont'd)							
GM 5.0L (305) V8 Gas	1990	w/42 Amp	DR	63	12	7127-9N	7294-9N
GM 5.0L (305) V8 Gas		w/70 Amp	DR	85	12	7134-9N	
GM 6.0L (366) V8 Gas	1998-91	DR CS144 IR/ EF, 145 Amp	DR	145	12	7684N	
GM 6.0L (366) V8 Gas	1991	w/85 Amp (TBI)	DR	100-105	12	7960N	
GM 6.0L (366) V8 Gas	1990	w/108 Amp (Carb.)	DR	120	12	7287-9N	
GM 6.0L (366) V8 Gas		w/42 Amp (Carb.)	DR	63	12	7127-9N	7294-9N
GM 6.0L (366) V8 Gas		w/70 Amp (Carb)	DR	85	12	7134-9N	
GM 6.0L (366) V8 Gas		w/70 Amp (TBI)	DR	85	12	7134-9N	
GM 6.0L (366) V8 Gas		w/85 Amp	DR	100-105	12	7960N	
GM 7.0L (427) V8 Gas	1998-91	DR CS144 IR/ EF, 145 Amp	DR	145	12	7684N	
GM 7.0L (427) V8 Gas	1991	w/85 Amp (TBI)	DR	100-105	12	7960N	
GM 7.0L (427) V8 Gas	1990	w/108 Amp (Carb.)	DR	120	12	7287-9N	
GM 7.0L (427) V8 Gas		w/42 Amp (Carb.)	DR	63	12	7127-9N	7294-9N
GM 7.0L (427) V8 Gas		w/70 Amp (Carb)	DR	85	12	7134-9N	
GM 7.0L (427) V8 Gas		w/85 Amp	DR	100-105	12	7960N	
GM 7.4L (454) V8 Gas	2000-99	DR CS144 IR/ EF, 145 Amp	DR	145	12	7684N	
GM 8.1L (496) V8 Gas	2002-01	Delco AD230, 105 Amp	DR	105	12	8490-9N	
GM 8.1L (496) V8 Gas		Delco AD244, 130 Amp	DR	130	12	8492-9N	
L6 4.8L 292cid	1986-84	108 AMP, 9:00 Plug Position	DR	120	12	7287-9N	
L6 4.8L 292cid		w/56 Amp	DR	94	12	7294-9N	
L6 4.8L 292cid	1986-80	w/42 Amp	DR	63	12	7127-9N	7294-9N
L6 4.8L 292cid		w/70 Amp	DR	85	12	7134-9N	
L6 4.8L 292cid		w/DbI Mtg. Foot	DR	100	12	7157MN	
L6 4.8L 292cid	1982-80	w/63 Amp	DR	63	12	7127-9N	7294-9N
L6 4.8L 292cid	1983	w/66 Amp	DR	94	12	7294-9N	
V8 5.7L 350cid	1990-89	w/120 Amp	DR	120	12	7287-12N	
V8 5.7L 350cid	1990-84	108 AMP, 9:00 Plug Position	DR	120	12	7287-9N	
V8 5.7L 350cid	1990-80	w/42 Amp	DR	63	12	7127-9N	7294-9N
V8 5.7L 350cid		w/70 Amp	DR	85	12	7134-9N	
V8 5.7L 350cid		w/DbI Mtg. Foot	DR	100	12	7157MN	
V8 5.7L 350cid	1986-84	w/56 Amp	DR	94	12	7294-9N	
V8 5.7L 350cid	1982-80	w/63 Amp	DR	63	12	7127-9N	7294-9N
V8 5.7L 350cid	1989	Opt. Service Unit, DR 10SI, CW, 63 Amp, Self Excite 1 Wire Aftermarket Design	DR	63	12	7127-SEN	
V8 5.7L 350cid		w/108 Amp	DR	120	12	7287-12N	
V8 5.7L 350cid		w/42 Amp, 3:00 Plug Position	DR	63	12	7127-3N	7294-3N
V8 5.7L 350cid	1983	w/66 Amp	DR	94	12	7294-9N	
C5000 Topkick							
Caterpillar 3116	1991-90	Bosch Replacement Unit, 160 Amp, 3 Mounting Ears	BO	160	12	12490N	12715N
Caterpillar 3116		Bosch Replacement Unit, 200 Amp	BO	200	12	12715N	
Caterpillar 3208	1990	w/60 Amp Opt. 20SI	DR	60	12	7266N	
V8 6.0L 366cid	1991-90	DR CS130, 105 Amp, 10mm Adj.Ear	DR	100-105	12	7960N	
V8 6.0L 366cid	1990	108 AMP, 9:00 Plug Position	DR	120	12	7287-9N	
V8 6.0L 366cid		w/105 Amp (TBI)	DR	100-105	12	7960N	
V8 6.0L 366cid		w/120 Amp (TBI) 9:00 Plug Position	DR	120	12	7287-9N	
V8 6.0L 366cid		w/42 Amp (Carb.)	DR	63	12	7127-9N	7294-9N
V8 6.0L 366cid		w/85 Amp (TBI)	DR	100-105	12	7960N	
C5500 Topkick							
8 Cyl. 6.0L 366cid	1995-92	DR CS144 IR/ EF, 145 Amp	DR	145	12	7684N	
8 Cyl. 6.0L 366cid	1991	DR CS144 IR/ EF, 145 Amp	DR	145	12	7684N	
8 Cyl. 6.0L 366cid	1990	w/120 Amp (TBI) 9:00 Plug Position	DR	120	12	7287-9N	
8 Cyl. 6.0L 366cid		w/42 Amp (Carb.)	DR	63	12	7127-9N	7294-9N
8 Cyl. 6.0L 366cid		w/70 Amp (Carb)	DR	85	12	7134-9N	
8 Cyl. 6.0L 366cid		w/70 Amp (TBI)	DR	85	12	7134-9N	
8 Cyl. 6.0L 366cid		w/Carb, w/108 Amp	DR	120	12	7287-9N	
8 Cyl. 8.1L 496cid	2002	Delco AD230, 105 Amp	DR	105	12	8490-9N	
8 Cyl. 8.1L 496cid		Delco AD244, 130 Amp	DR	130	12	8492-9N	
Caterpillar 3116	2002-94	DR 21SI, 130 Amp	DR	130	12	7971N	
Caterpillar 3116		DR 21SI, 160 Amp	DR	160	12	8028N	
Caterpillar 3116	2002-90	Bosch Replacement Unit, 160 Amp, 3 Mounting Ears	BO	160	12	12490N	12715N
Caterpillar 3116		Bosch Replacement Unit, 200 Amp	BO	200	12	12715N	
Caterpillar 3116	1993-91	160 Amp	DR	160	12	8028N	
Caterpillar 3116	1993-90	Delco 21SI, 130 Amp Series	DR	130	12	7971N	
Caterpillar 3116		DR 20SI, 60 Amp	DR	60	12	7266N	
Caterpillar 3116		w/100 Amp	DR	130	12	7971N	

ALTERNATORS AND GENERATORS

ENGINE	YEAR	APPLICATION	Mfg	Amp	Volt	PART NO.	OPT. NO.
GMC (Cont'd)							
C5500 Topkick (Cont'd)							
Caterpillar 3126	2002-98	Bosch Replacement Unit, 160 Amp, 3 Mounting Ears	BO	160	12	12490N	12715N
Caterpillar 3126		Bosch Replacement Unit, 200 Amp	BO	200	12	12715N	
Caterpillar 3126		DR 21SI, 130 Amp	DR	130	12	7971N	
Caterpillar 3126		DR 21SI, 160 Amp	DR	160	12	8028N	
Caterpillar 3208	1990	w/60 Amp Opt. 20SI	DR	60	12	7266N	
Caterpillar C7	2005-03	DR 22SI Quad Pad Mt., 100 Amp	DR	130	12	8364N	8707N
Caterpillar C7		DR 22SI Quad Pad Mt., 130 Amp	DR	130	12	8364N	8707N
Caterpillar C7	2002-97	Bosch Replacement Unit, 160 Amp, 3 Mounting Ears	BO	160	12	12490N	12715N
Caterpillar C7		DR 21SI, 130 Amp	DR	130	12	7971N	
Caterpillar C-7		Bosch Replacement Unit, 200 Amp	BO	200	12	12715N	
Caterpillar C-7		DR 21SI, 160 Amp	DR	160	12	8028N	
GM 5.0L (305) V8 Gas	1990	w/108 Amp	DR	120	12	7287-9N	
GM 5.0L (305) V8 Gas		w/42 Amp	DR	63	12	7127-9N	7294-9N
GM 5.0L (305) V8 Gas		w/70 Amp	DR	85	12	7134-9N	
GM 5.7L (350) V8 Gas		w/108 Amp	DR	120	12	7287-9N	
GM 5.7L (350) V8 Gas		w/42 Amp	DR	63	12	7127-9N	7294-9N
GM 5.7L (350) V8 Gas		w/70 Amp	DR	85	12	7134-9N	
GM 6.0L (366) V8 Gas	1998-96	DR CS144 IR/ EF, 145 Amp	DR	145	12	7684N	
GM 6.0L (366) V8 Gas	1990	w/85 Amp (TBI)	DR	100-105	12	7960N	
GM 7.0L (427) V8 Gas	1998-91	DR CS144 IR/ EF, 145 Amp	DR	145	12	7684N	
GM 7.0L (427) V8 Gas	1990	w/108 Amp (Carb.)	DR	120	12	7287-9N	
GM 7.0L (427) V8 Gas		w/42 Amp (Carb.)	DR	63	12	7127-9N	7294-9N
GM 7.0L (427) V8 Gas		w/70 Amp (Carb.)	DR	85	12	7134-9N	
GM 7.0L (427) V8 Gas		w/85 Amp (TBI)	DR	100-105	12	7960N	
GM 7.4L (454) V8 Gas	2000-99	DR CS144 IR/ EF, 145 Amp	DR	145	12	7684N	
GM 8.1L (496) V8 Gas	2001	Delco AD230, 105 Amp	DR	105	12	8490-9N	
GM 8.1L (496) V8 Gas		Delco AD244, 130 Amp	DR	130	12	8492-9N	
V8 6.6L 403cid	2009-06	Delco DR44G, 150 Amp	DR	150	12	8540N	
V8 6.6L 403cid	2006-03	Diesel, Delco AD230, 105 Amp, Reg. 3:00	DR	105	12	8490-3N	
V8 6.6L 403cid	2005-03	Delco AD244, 150 Amp	DR	150	12	8495-3N	
V8 8.1L 496cid	2009-06	Delco DR44G, 150 Amp	DR	150	12	8540N	
V8 8.1L 496cid	2005-03	Delco AD230, 105 Amp, Reg. 3:00	DR	105	12	8490-3N	
V8 8.1L 496cid		Delco AD230, 105 Amp, Reg. 9:00	DR	105	12	8490-9N	
V8 8.1L 496cid		Delco AD244, 150 Amp	DR	150	12	8495-3N	
C5D							
GM 4.8L (292) L6 Gas	1988-84	w/108 Amp	DR	120	12	7287-9N	
GM 4.8L (292) L6 Gas		w/56 Amp	DR	94	12	7294-9N	
GM 4.8L (292) L6 Gas	1988-82	w/80 Amp	DR	100	12	7157MN	
GM 4.8L (292) L6 Gas	1988-80	w/70 Amp	DR	85	12	7134-9N	
GM 4.8L (292) L6 Gas	1988-79	w/42 Amp Int. Reg.	DR	63	12	7127-9N	7294-9N
GM 4.8L (292) L6 Gas	1982-79	w/63 Amp	DR	63	12	7127-9N	7294-9N
GM 4.8L (292) L6 Gas	1979	w/80 Amp	DR	100	12	7157MN	
GM 4.8L Gas	1983	27SI Delco, 12 Volt-1 Wire	DR	80	12	7138N	7850N
GM 4.8L Gas	1982	w/ Air Brakes, 27SI, 100 Amp	DR	100	12	7850N	8076N
GM 5.7L (350) V8 Gas	1989-80	w/70 Amp	DR	85	12	7134-9N	
GM 5.7L (350) V8 Gas	1988-84	w/108 Amp	DR	120	12	7287-9N	
GM 5.7L (350) V8 Gas	1988-79	w/42 Amp Int. Reg.	DR	63	12	7127-9N	7294-9N
GM 5.7L (350) V8 Gas	1986-84	w/56 Amp	DR	94	12	7294-9N	
GM 5.7L (350) V8 Gas	1986-82	w/80 Amp	DR	100	12	7157MN	
GM 5.7L (350) V8 Gas	1982-79	w/63 Amp	DR	63	12	7127-9N	7294-9N
GM 5.7L (350) V8 Gas	1979	w/80 Amp	DR	100	12	7157MN	
C6000							
6 Cyl. 4.8L 292cid	1988-87	w/56 Amp	DR	94	12	7294-9N	
8 Cyl. 10.4L 636cid	1993-85	w/Air Brakes, 80 Amp	DR	80	12	7138N	7850N
8 Cyl. 10.4L 636cid	1988-85	w/Air Brakes, Caterpillar 3208, 27SI, 65 Amp	DR	80	12	7138N	7850N
8 Cyl. 10.4L 636cid	1989	Opt. Delco 30SI / 90 Amp	DR	90	12	7262N	
8 Cyl. 8.2L 501cid	1993-91	Opt. Delco 30SI / 90 Amp	DR	90	12	7262N	
8 Cyl. 8.2L 501cid	1993-79	w/Air Brakes, 80 Amp	DR	80	12	7138N	7850N
8 Cyl. 8.2L 501cid	1991	w/ Air Brakes, 27SI, 100 Amp	DR	100	12	7850N	8076N
8 Cyl. 8.2L 501cid		w/60 Amp Opt. 20SI	DR	60	12	7266N	
Caterpillar 3116	2002-94	DR 21SI, 160 Amp	DR	160	12	8028N	
Caterpillar 3116	2000-94	Bosch Replacement Unit, 160 Amp, 3 Mounting Ears	BO	160	12	12490N	12715N
Caterpillar 3116		DR 21SI, 130 Amp	DR	130	12	7971N	
Caterpillar 3116	2000-90	Bosch Replacement Unit, 200 Amp	BO	200	12	12715N	
Caterpillar 3116	1993-90	Delco 21SI, 130 Amp Series	DR	130	12	7971N	

ALTERNATORS

ALTERNATORS AND GENERATORS

ENGINE	YEAR	APPLICATION	Mfg	Amp	Volt	PART NO.	OPT. NO.
GMC (Cont'd)							
C6000 (Cont'd)							
Caterpillar 3126	2002-98	Bosch Replacement Unit, 160 Amp, 3 Mounting Ears	BO	160	12	12490N	12715N
Caterpillar 3126		Bosch Replacement Unit, 200 Amp	BO	200	12	12715N	
Caterpillar 3126		DR 21SI, 130 Amp	DR	130	12	7971N	
Caterpillar 3126		DR 21SI, 160 Amp	DR	160	12	8028N	
Caterpillar 3126	2003	w/o Calif. Emissions, DR 22SI, Quad Pad Mt, 130 Amp	DR	130	12	8364N	8707N
DD 4-53T	1982-80	w/80 Amp	DR	100	12	7157MN	
DD 4-53T	1979	w/80 Amp	DR	100	12	7157MN	
DD 8.2L (N ,T) Diesel.	2004	DR 22SI Quad Pad Mt., 100 Amp	DR	130	12	8364N	8707N
DD 8.2L (N ,T) Diesel.		DR 22SI Quad Pad Mt., 130 Amp	DR	130	12	8364N	8707N
GM 4.8L (292) L6 Gas	1979	w/80 Amp	DR	100	12	7157MN	
GM 5.7L (350) V8 Gas		w/42 Amp	DR	63	12	7127-9N	7294-9N
GM 5.7L (350) V8 Gas		w/80 Amp	DR	100	12	7157MN	
GM 6.0L (366) V8 Gas	1998-91	DR CS144 IR/ EF, 145 Amp	DR	145	12	7684N	
GM 6.0L (366) V8 Gas	1991	w/85 Amp (TBI)	DR	100-105	12	7960N	
GM 6.0L (366) V8 Gas	1979	w/42 Amp	DR	63	12	7127-9N	7294-9N
GM 6.0L (366) V8 Gas		w/80 Amp	DR	100	12	7157MN	
GM 6.5L (396) V8 Diesel	1998-97	w/124 Amp	DR	124	12	8209N	
GM 7.0L (427) V8 Gas	1998-91	DR CS144 IR/ EF, 145 Amp	DR	145	12	7684N	
GM 7.0L (427) V8 Gas	1988-84	w/108 Amp	DR	120	12	7287-9N	
GM 7.0L (427) V8 Gas	1988-80	w/70 Amp	DR	85	12	7134-9N	
GM 7.0L (427) V8 Gas	1988-79	w/42 Amp	DR	63	12	7127-9N	7294-9N
GM 7.0L (427) V8 Gas	1986-82	w/80 Amp	DR	100	12	7157MN	
GM 7.0L (427) V8 Gas	1991	w/85 Amp (TBI)	DR	100-105	12	7960N	
GM 7.0L (427) V8 Gas	1983	w/66 Amp	DR	94	12	7294-9N	
GM 7.0L (427) V8 Gas	1979	w/80 Amp	DR	100	12	7157MN	
GM 7.4L (454) V8 Gas	2000-99	DR CS144 IR/ EF, 145 Amp	DR	145	12	7684N	
GM 7.4L (454) V8 Gas	1988-83	w/108 Amp	DR	120	12	7287-9N	
GM 7.4L (454) V8 Gas	1988-80	w/70 Amp	DR	85	12	7134-9N	
GM 7.4L (454) V8 Gas	1988-79	w/42 Amp	DR	63	12	7127-9N	7294-9N
GM 7.4L (454) V8 Gas	1986-82	w/80 Amp	DR	100	12	7157MN	
GM 7.4L (454) V8 Gas	1979	w/80 Amp	DR	100	12	7157MN	
GM 8.1L (496) V8 Gas	2002-01	Delco AD230, 105 Amp	DR	105	12	8490-9N	
GM 8.1L (496) V8 Gas		Delco AD244, 130 Amp	DR	130	12	8492-9N	
L6 4.8L 292cid	1986-84	108 AMP, 9:00 Plug Position	DR	120	12	7287-9N	
L6 4.8L 292cid		w/56 Amp	DR	94	12	7294-9N	
L6 4.8L 292cid	1986-80	w/42 Amp	DR	63	12	7127-9N	7294-9N
L6 4.8L 292cid		w/70 Amp	DR	85	12	7134-9N	
L6 4.8L 292cid		w/DbI Mtg. Foot	DR	100	12	7157MN	
L6 4.8L 292cid	1982-80	w/63 Amp	DR	63	12	7127-9N	7294-9N
L6 4.8L 292cid	1983	w/66 Amp	DR	94	12	7294-9N	
V8 10.4L 636cid	1984-81	w/Air Brakes, 80 Amp	DR	80	12	7138N	7850N
V8 10.4L 636cid		w/Air Brakes, Caterpillar 3208, 27SI, 65 Amp	DR	80	12	7138N	7850N
V8 10.4L 636cid	1981	w/ Air Brakes, Caterpillar 3208, 27SI, 100 Amp	DR	100	12	7850N	8076N
V8 5.7L 350cid	1990-89	w/120 Amp	DR	120	12	7287-12N	
V8 5.7L 350cid	1990-84	108 AMP, 9:00 Plug Position	DR	120	12	7287-9N	
V8 5.7L 350cid	1990-80	w/42 Amp	DR	63	12	7127-9N	7294-9N
V8 5.7L 350cid		w/70 Amp	DR	85	12	7134-9N	
V8 5.7L 350cid	1988-80	w/DbI Mtg. Foot	DR	100	12	7157MN	
V8 5.7L 350cid	1986-84	w/56 Amp	DR	94	12	7294-9N	
V8 5.7L 350cid	1982-80	w/63 Amp	DR	63	12	7127-9N	7294-9N
V8 5.7L 350cid	1989	Opt. Service Unit, DR 10SI, CW, 63 Amp, Self Excite 1 Wire Aftermarket Design	DR	63	12	7127-SEN	
V8 5.7L 350cid		w/108 Amp	DR	120	12	7287-12N	
V8 5.7L 350cid		w/42 Amp, 3:00 Plug Position	DR	63	12	7127-3N	7294-3N
V8 5.7L 350cid	1983	w/66 Amp	DR	94	12	7294-9N	
V8 6.0L 366cid	1990-84	108 AMP, 9:00 Plug Position	DR	120	12	7287-9N	
V8 6.0L 366cid	1989-80	w/42 Amp	DR	63	12	7127-9N	7294-9N
V8 6.0L 366cid		w/70 Amp	DR	85	12	7134-9N	
V8 6.0L 366cid	1988-80	w/DbI Mtg. Foot	DR	100	12	7157MN	
V8 6.0L 366cid	1986-84	w/56 Amp	DR	94	12	7294-9N	
V8 6.0L 366cid	1986-83	w/ Air Brakes, 27SI, 100 Amp	DR	100	12	7850N	8076N
V8 6.0L 366cid	1985-83	27SI, 80 Amp	DR	80	12	7138N	7850N
V8 6.0L 366cid	1982-80	w/63 Amp	DR	63	12	7127-9N	7294-9N
V8 6.0L 366cid	1990	w/105 Amp (TBI)	DR	100-105	12	7960N	
V8 6.0L 366cid		w/42 Amp (Carb.)	DR	63	12	7127-9N	7294-9N
V8 6.0L 366cid		w/70 Amp (Carb)	DR	85	12	7134-9N	

ALTERNATORS AND GENERATORS

ENGINE	YEAR	APPLICATION	Mfg	Amp	Volt	PART NO.	OPT. NO.
GMC (Cont'd)							
C6000 (Cont'd)							
V8 6.0L 366cid	1990	w/70 Amp (TBI)	DR	85	12	7134-9N	
V8 6.0L 366cid		w/85 Amp	DR	100-105	12	7960N	
V8 6.0L 366cid	1989	Opt. Service Unit, DR 10SI, CW, 63 Amp, Self Excite 1 Wire Aftermarket Design	DR	63	12	7127-SEN	
V8 6.0L 366cid		w/108 Amp	DR	120	12	7287-12N	
V8 6.0L 366cid		w/42 Amp, 3:00 Plug Position	DR	63	12	7127-3N	7294-3N
V8 6.0L 366cid	1983	w/66 Amp	DR	94	12	7294-9N	
V8 7.0L 427cid	1990	108 AMP, 9:00 Plug Position	DR	120	12	7287-9N	
V8 7.0L 427cid		w/105 Amp (TBI)	DR	100-105	12	7960N	
V8 7.0L 427cid		w/42 Amp (Carb.)	DR	63	12	7127-9N	7294-9N
V8 7.0L 427cid		w/70 Amp (Carb)	DR	85	12	7134-9N	
V8 7.0L 427cid		w/85 Amp	DR	100-105	12	7960N	
V8 8.2L 501cid	1993-92	DD 8.2L (N, T), w/60 Amp Opt. 20SI	DR	60	12	7266N	
V8 8.2L 501cid	1993-79	w/ Air Brakes, DD 8.2L (N, T), 27SI, 100 Amp	DR	100	12	7850N	8076N
V8 8.2L 501cid	1990-89	Opt. Delco 30SI / 90 Amp	DR	90	12	7262N	
V8 8.2L 501cid		w/ Air Brakes, 27SI, 100 Amp	DR	100	12	7850N	8076N
V8 8.2L 501cid		w/60 Amp Opt. 20SI	DR	60	12	7266N	
V8 8.2L 501cid	1990-81	w/Air Brakes, 80 Amp	DR	80	12	7138N	7850N
V8 8.2L 501cid	1988-81	w/ Air Brakes, DD 8.2L (N, T), 27SI, 100 Amp	DR	100	12	7850N	8076N
C6000 Topkick							
Caterpillar 3208	1990	w/60 Amp Opt. 20SI	DR	60	12	7266N	
L6 6.6L 403cid	1996-94	Caterpillar 3116, DR 21SI, 130 Amp	DR	130	12	7971N	
L6 6.6L 403cid	1996-90	Caterpillar 3116, Bosch Replacement Unit, 160 Amp, 3 Mounting Ears	BO	160	12	12490N	12715N
L6 6.6L 403cid		Caterpillar 3116, Bosch Replacement Unit, 200 Amp	BO	200	12	12715N	
L6 6.6L 403cid	1993-91	Caterpillar 3116, Delco Unit, 160 Amp	DR	160	12	8028N	
L6 6.6L 403cid	1993-90	Caterpillar 3116, Delco Unit, 105 Amp	DR	130	12	7971N	
L6 6.6L 403cid		Caterpillar 3116, DR 20SI, 60 Amp	DR	60	12	7266N	
L6 6.6L 403cid	1992-90	Caterpillar 3116, Delco Unit, 130 Amp	DR	130	12	7971N	
L6 6.6L 403cid	1994	Caterpillar 3116, Delco Unit, 130 Amp Early	DR	130	12	7971N	
L6 6.6L 403cid	1993	Caterpillar 3116, Delco 21SI, 130 Amp	DR	130	12	7971N	
V8 6.0L 366cid	1996-91	DR CS144 IR/ EF, 145 Amp	DR	145	12	7684N	
V8 6.0L 366cid	1996-90	DR CS130, 105 Amp, 10mm Adj.Ear	DR	100-105	12	7960N	
V8 6.0L 366cid		w/105 Amp (TBI)	DR	100-105	12	7960N	
V8 6.0L 366cid	1991	w/85 Amp (TBI)	DR	100-105	12	7960N	
V8 6.0L 366cid	1990	108 AMP, 9:00 Plug Position	DR	120	12	7287-9N	
V8 6.0L 366cid		w/120 Amp (TBI) 9:00 Plug Position	DR	120	12	7287-9N	
V8 6.0L 366cid		w/42 Amp (Carb.)	DR	63	12	7127-9N	7294-9N
V8 6.0L 366cid		w/70 Amp (Carb)	DR	85	12	7134-9N	
V8 6.0L 366cid		w/70 Amp (TBI)	DR	85	12	7134-9N	
V8 7.0L 7011cc 427cid	1996-91	DR CS144 IR/ EF, 145 Amp	DR	145	12	7684N	
V8 7.0L 7011cc 427cid	1996-90	DR CS130, 105 Amp, 10mm Adj.Ear	DR	100-105	12	7960N	
V8 7.0L 7011cc 427cid		w/105 Amp (TBI)	DR	100-105	12	7960N	
V8 7.0L 7011cc 427cid	1990	108 AMP, 9:00 Plug Position	DR	120	12	7287-9N	
V8 7.0L 7011cc 427cid		w/42 Amp (Carb.)	DR	63	12	7127-9N	7294-9N
V8 7.0L 7011cc 427cid		w/70 Amp (Carb)	DR	85	12	7134-9N	
V8 7.0L 7011cc 427cid		w/85 Amp (TBI)	DR	100-105	12	7960N	
C6500 Topkick							
6 Cyl. 6.6L 403cid	2002-94	Bosch Replacement Unit, 160 Amp, 3 Mounting Ears	BO	160	12	12490N	12715N
6 Cyl. 6.6L 403cid		Caterpillar 3116, Bosch Replacement Unit, 200 Amp	BO	200	12	12715N	
6 Cyl. 6.6L 403cid		Caterpillar 3116, DR 21SI, 160 Amp	DR	160	12	8028N	
6 Cyl. 6.6L 403cid		DR 21SI, 130 Amp	DR	130	12	7971N	
6 Cyl. 7.2L 441cid	1998-97	Bosch Replacement Unit, 160 Amp, 3 Mounting Ears	BO	160	12	12490N	12715N
6 Cyl. 7.2L 441cid		Bosch Replacement Unit, 200 Amp	BO	200	12	12715N	
6 Cyl. 7.2L 441cid		Caterpillar C-7, DR 21SI, 160 Amp	DR	160	12	8028N	
6 Cyl. 7.2L 441cid		DR 21SI, 130 Amp	DR	130	12	7971N	
6 Cyl. 7.2L 441cid	1998	Caterpillar 3126, DR 21SI, 160 Amp	DR	160	12	8028N	
Caterpillar 3116	1993-91	160 Amp	DR	160	12	8028N	
Caterpillar 3116	1993-90	Delco 21SI, 130 Amp Series	DR	130	12	7971N	
Caterpillar 3116		w/100 Amp	DR	130	12	7971N	
Caterpillar 3126, 7.2L	2002-99	Bosch Replacement Unit, 160 Amp, 3 Mounting Ears	BO	160	12	12490N	12715N
Caterpillar 3208	1990	w/60 Amp Opt. 20SI	DR	60	12	7266N	
DD 8.2L (N, T)	1993-89	w/60 Amp Opt. 20SI	DR	60	12	7266N	
DD 8.2L (N, T)	1990-89	Opt. Delco 30SI / 90 Amp	DR	90	12	7262N	
GM 5.0L (305) V8 Gas	1990	w/108 Amp	DR	120	12	7287-9N	

ALTERNATORS

ALTERNATORS AND GENERATORS

ENGINE	YEAR	APPLICATION	Mfg	Amp	Volt	PART NO.	OPT. NO.
GMC (Cont'd)							
C6500 Topkick (Cont'd)							
GM 5.0L (305) V8 Gas	1990	w/42 Amp	DR	63	12	7127-9N	7294-9N
GM 5.0L (305) V8 Gas		w/70 Amp	DR	85	12	7134-9N	
GM 5.7L (350) V8 Gas		w/108 Amp	DR	120	12	7287-9N	
GM 5.7L (350) V8 Gas		w/42 Amp	DR	63	12	7127-9N	7294-9N
GM 5.7L (350) V8 Gas		w/70 Amp	DR	85	12	7134-9N	
GM 6.0L (366) V8 Gas	1996-91	DR CS144 IR/ EF, 145 Amp	DR	145	12	7684N	
GM 6.0L (366) V8 Gas	1990	w/108 Amp (Carb.)	DR	120	12	7287-9N	
GM 6.0L (366) V8 Gas		w/120 Amp (TBI) 9:00 Plug Position	DR	120	12	7287-9N	
GM 6.0L (366) V8 Gas		w/42 Amp (Carb.)	DR	63	12	7127-9N	7294-9N
GM 6.0L (366) V8 Gas		w/70 Amp (Carb.)	DR	85	12	7134-9N	
GM 6.0L (366) V8 Gas		w/70 Amp (TBI)	DR	85	12	7134-9N	
GM 6.0L (366) V8 Gas		w/85 Amp (TBI)	DR	100-105	12	7960N	
GM 7.0L (427) V8 Gas	1996-91	DR CS144 IR/ EF, 145 Amp	DR	145	12	7684N	
GM 7.0L (427) V8 Gas	1990	w/108 Amp (Carb.)	DR	120	12	7287-9N	
GM 7.0L (427) V8 Gas		w/42 Amp (Carb.)	DR	63	12	7127-9N	7294-9N
GM 7.0L (427) V8 Gas		w/70 Amp (Carb.)	DR	85	12	7134-9N	
GM 7.0L (427) V8 Gas		w/85 Amp (TBI)	DR	100-105	12	7960N	
L6 6.6L 403cid	1998-97	Bosch Replacement Unit, 160 Amp, 3 Mounting Ears	BO	160	12	12490N	12715N
L6 6.6L 403cid		Bosch Replacement Unit, 200 Amp	BO	200	12	12715N	
L6 6.6L 403cid		Caterpillar 3116, DR 21SI, 160 Amp	DR	160	12	8028N	
L6 6.6L 403cid		DR 21SI, 130 Amp	DR	130	12	7971N	
L6 7.2L 441cid	2009-03	DR 22SI Quad Pad Mt., 130 Amp	DR	130	12	8364N	8707N
L6 7.2L 441cid	2005-03	DR 22SI Quad Pad Mt., 100 Amp	DR	130	12	8364N	8707N
L6 7.2L 441cid	2002-99	Bosch Replacement Unit, 160 Amp, 3 Mounting Ears	BO	160	12	12490N	12715N
L6 7.2L 441cid		Bosch Replacement Unit, 200 Amp	BO	200	12	12715N	
L6 7.2L 441cid		Caterpillar 3126, DR 21SI, 160 Amp	DR	160	12	8028N	
L6 7.2L 441cid		Caterpillar C-7, DR 21SI, 160 Amp	DR	160	12	8028N	
L6 7.2L 441cid		DR 21SI, 130 Amp	DR	130	12	7971N	
L6 7.8L 475cid	2009-03	DR 22SI Quad Pad Mt., 130 Amp	DR	130	12	8364N	8707N
L6 7.8L 475cid	2005-03	DR 22SI Quad Pad Mt., 100 Amp	DR	130	12	8364N	8707N
V8 6.0L 366cid	1998-97	DR CS130, 105 Amp, 10mm Adj.Ear	DR	100-105	12	7960N	
V8 6.0L 366cid		DR CS144 IR/ EF, 145 Amp	DR	145	12	7684N	
V8 7.0L 7011cc 427cid		DR CS130, 105 Amp, 10mm Adj.Ear	DR	100-105	12	7960N	
V8 7.0L 7011cc 427cid		DR CS144 IR/ EF, 145 Amp	DR	145	12	7684N	
V8 7.4L 454cid	2000-99	DR CS130, 105 Amp, 10mm Adj.Ear	DR	100-105	12	7960N	
V8 7.4L 454cid		DR CS144 IR/ EF, 145 Amp	DR	145	12	7684N	
V8 8.1L 496cid	2009-06	Delco DR44G, 150 Amp	DR	150	12	8540N	
V8 8.1L 496cid	2005-03	Delco AD230, 105 Amp, Reg. 3:00	DR	105	12	8490-3N	
V8 8.1L 496cid		Delco AD230, 105 Amp, Reg. 9:00	DR	105	12	8490-9N	
V8 8.1L 496cid		Delco AD244, 150 Amp	DR	150	12	8495-3N	
V8 8.1L 496cid	2002-01	Delco AD230, 105 Amp	DR	105	12	8490-9N	
V8 8.1L 496cid		Delco AD244, 130 Amp	DR	130	12	8492-9N	
C6D							
Caterpillar 3208	1988-79	w/Air Brakes	DR	80	12	7138N	7850N
Caterpillar 3208		w/Air Brakes, 27SI, 65 Amp	DR	80	12	7138N	7850N
Caterpillar 3208	1989	Opt. Delco 30SI / 90 Amp	DR	90	12	7262N	
Caterpillar 3208		Std. Unit	DR	80	12	7138N	7850N
DD 4-53T	1982-79	w/80 Amp	DR	100	12	7157MN	
DD 8.2L (N, T) Diesel.	2004	DR 22SI Quad Pad Mt., 100 Amp	DR	130	12	8364N	8707N
DD 8.2L (N, T) Diesel.		DR 22SI Quad Pad Mt., 130 Amp	DR	130	12	8364N	8707N
DD 8.2L (N, T)	1990-89	Opt. Delco 30SI / 90 Amp	DR	90	12	7262N	
DD 8.2L (N, T)	1988-79	w/Air Brakes	DR	80	12	7138N	7850N
DD 8.2L Diesel.	1991-90	DR 21SI, 160 Amp	DR	160	12	8028N	
GM 4.8L (292) L6 Gas	1988-84	w/108 Amp	DR	120	12	7287-9N	
GM 4.8L (292) L6 Gas		w/56 Amp	DR	94	12	7294-9N	
GM 4.8L (292) L6 Gas	1988-82	w/80 Amp	DR	100	12	7157MN	
GM 4.8L (292) L6 Gas	1988-80	w/70 Amp	DR	85	12	7134-9N	
GM 4.8L (292) L6 Gas	1988-79	w/42 Amp Int. Reg.	DR	63	12	7127-9N	7294-9N
GM 4.8L (292) L6 Gas	1982-79	w/63 Amp	DR	63	12	7127-9N	7294-9N
GM 4.8L (292) L6 Gas	1979	w/80 Amp	DR	100	12	7157MN	
GM 5.7L (350) V8 Gas	1989-80	w/70 Amp	DR	85	12	7134-9N	
GM 5.7L (350) V8 Gas	1988-84	w/108 Amp	DR	120	12	7287-9N	
GM 5.7L (350) V8 Gas	1988-79	w/42 Amp Int. Reg.	DR	63	12	7127-9N	7294-9N
GM 5.7L (350) V8 Gas	1986-84	w/56 Amp	DR	94	12	7294-9N	
GM 5.7L (350) V8 Gas	1986-82	w/80 Amp	DR	100	12	7157MN	

ALTERNATORS AND GENERATORS

ENGINE	YEAR	APPLICATION	Mfg	Amp	Volt	PART NO.	OPT. NO.
GMC (Cont'd)							
C6D (Cont'd)							
GM 5.7L (350) V8 Gas	1982-79	w/63 Amp	DR	63	12	7127-9N	7294-9N
GM 5.7L (350) V8 Gas	1979	w/80 Amp	DR	100	12	7157MN	
C7000							
8 Cyl. 10.4L 636cid	1993-91	Opt. Delco 30SI / 90 Amp	DR	90	12	7262N	
8 Cyl. 10.4L 636cid		w/ Air Brakes, Caterpillar 3208, 27SI, 100 Amp	DR	100	12	7850N	8076N
8 Cyl. 10.4L 636cid		w/Air Brakes, 80 Amp	DR	80	12	7138N	7850N
8 Cyl. 10.4L 636cid		w/Air Brakes, Caterpillar 3208, 27SI, 65 Amp	DR	80	12	7138N	7850N
8 Cyl. 10.4L 636cid	1992	Caterpillar 3116, Delco 21SI, 130 Amp Series	DR	130	12	7971N	
8 Cyl. 7.0L 427cid	1979	w/42 Amp	DR	63	12	7127-9N	7294-9N
8 Cyl. 7.0L 427cid		w/63 Amp	DR	63	12	7127-9N	7294-9N
8 Cyl. 7.0L 427cid		w/80 Amp	DR	100	12	7157MN	
8 Cyl. 7.4L 454cid	1982-81	w/70 Amp	DR	85	12	7134-9N	
8 Cyl. 7.4L 454cid	1982-79	w/42 Amp	DR	63	12	7127-9N	7294-9N
8 Cyl. 7.4L 454cid		w/63 Amp	DR	63	12	7127-9N	7294-9N
8 Cyl. 8.2L 501cid	1993-91	Opt. Delco 30SI / 90 Amp	DR	90	12	7262N	
8 Cyl. 8.2L 501cid	1993-79	w/Air Brakes, 80 Amp	DR	80	12	7138N	7850N
Caterpillar 3116	2002-94	DR 21SI, 130 Amp	DR	130	12	7971N	
Caterpillar 3116		DR 21SI, 160 Amp	DR	160	12	8028N	
Caterpillar 3116	2000-94	Bosch Replacement Unit, 160 Amp, 3 Mounting Ears	BO	160	12	12490N	12715N
Caterpillar 3116	2000-92	Bosch Replacement Unit, 200 Amp	BO	200	12	12715N	
Caterpillar 3116	1993	Delco 21SI, 130 Amp Series	DR	130	12	7971N	
Caterpillar 3126	2002-98	Bosch Replacement Unit, 160 Amp, 3 Mounting Ears	BO	160	12	12490N	12715N
Caterpillar 3126		Bosch Replacement Unit, 200 Amp	BO	200	12	12715N	
Caterpillar 3126		DR 21SI, 130 Amp	DR	130	12	7971N	
Caterpillar 3126		DR 21SI, 160 Amp	DR	160	12	8028N	
Caterpillar 3126	2003	w/o Calif. Emissions, DR 22SI, Quad Pad Mt, 130 Amp	DR	130	12	8364N	8707N
DD 8.2L (N, T) Diesel.	2004	DR 22SI Quad Pad Mt., 100 Amp	DR	130	12	8364N	8707N
DD 8.2L (N, T) Diesel.		DR 22SI Quad Pad Mt., 130 Amp	DR	130	12	8364N	8707N
DD 8.2L (N, T)	1993	w/60 Amp Opt. 20SI	DR	60	12	7266N	
GM 6.0L (366) V8 Gas	1998-92	DR CS144 IR/ EF, 145 Amp	DR	145	12	7684N	
GM 6.5L (396) V8 Diesel	1998-97	w/124 Amp	DR	124	12	8209N	
GM 7.0L (427) V8 Gas	1998-92	DR CS144 IR/ EF, 145 Amp	DR	145	12	7684N	
GM 7.4L (454) V8 Gas	2000-99	DR CS144 IR/ EF, 145 Amp	DR	145	12	7684N	
GM 8.1L (496) V8 Gas	2002-01	Delco AD230, 105 Amp	DR	105	12	8490-9N	
GM 8.1L (496) V8 Gas		Delco AD244, 130 Amp	DR	130	12	8492-9N	
L6 6.1L 374cid	1985-84	Deutz BF6L913 Diesel, Std. 80 Amp	DR	80	12	7138N	7850N
V8 10.4L 636cid	1990-89	Opt. Delco 30SI / 90 Amp	DR	90	12	7262N	
V8 10.4L 636cid	1990-81	w/Air Brakes, Caterpillar 3208, 27SI, 65 Amp	DR	80	12	7138N	7850N
V8 10.4L 636cid	1990-80	w/Air Brakes, 80 Amp	DR	80	12	7138N	7850N
V8 10.4L 636cid	1983-80	w/ Air Brakes, Caterpillar 3208, 27SI, 100 Amp	DR	100	12	7850N	8076N
V8 10.4L 636cid	1990	w/ Air Brakes, Caterpillar 3208, 27SI, 100 Amp	DR	100	12	7850N	8076N
V8 6.0L 366cid	1990-80	w/42 Amp	DR	63	12	7127-9N	7294-9N
V8 6.0L 366cid	1989-80	w/70 Amp	DR	85	12	7134-9N	
V8 6.0L 366cid	1988-84	w/108 Amp	DR	120	12	7287-9N	
V8 6.0L 366cid	1986-84	w/56 Amp	DR	94	12	7294-9N	
V8 6.0L 366cid	1986-80	80 Amp	DR	100	12	7157MN	
V8 6.0L 366cid	1982-80	w/63 Amp	DR	63	12	7127-9N	7294-9N
V8 6.0L 366cid	1990	Carb, w/70 Amp	DR	85	12	7134-9N	
V8 6.0L 366cid		FI, w/70 Amp	DR	85	12	7134-9N	
V8 6.0L 366cid		w/105 Amp (TBI)	DR	100-105	12	7960N	
V8 6.0L 366cid		w/120 Amp (TBI) 9:00 Plug Position	DR	120	12	7287-9N	
V8 6.0L 366cid		w/85 Amp	DR	100-105	12	7960N	
V8 6.0L 366cid		w/Carb, w/108 Amp	DR	120	12	7287-9N	
V8 6.0L 366cid	1989	w/108 Amp, 12:00 Plug Position	DR	120	12	7287-12N	
V8 6.0L 366cid		w/108 Amp, 9:00 Plug Position	DR	120	12	7287-9N	
V8 6.0L 366cid	1983	w/66 Amp	DR	94	12	7294-9N	
V8 7.0L 427cid	1990-80	w/42 Amp	DR	63	12	7127-9N	7294-9N
V8 7.0L 427cid	1989-80	w/70 Amp	DR	85	12	7134-9N	
V8 7.0L 427cid	1988-84	w/108 Amp	DR	120	12	7287-9N	
V8 7.0L 427cid	1986-84	w/56 Amp	DR	94	12	7294-9N	
V8 7.0L 427cid	1986-80	80 Amp	DR	100	12	7157MN	
V8 7.0L 427cid	1982-80	w/63 Amp	DR	63	12	7127-9N	7294-9N
V8 7.0L 427cid	1990	Carb, w/70 Amp	DR	85	12	7134-9N	
V8 7.0L 427cid		w/105 Amp (TBI)	DR	100-105	12	7960N	
V8 7.0L 427cid		w/85 Amp	DR	100-105	12	7960N	

ALTERNATORS

ALTERNATORS AND GENERATORS

ENGINE	YEAR	APPLICATION	Mfg	Amp	Volt	PART NO.	OPT. NO.
GMC (Cont'd)							
C7000 (Cont'd)							
V8 7.0L 427cid	1990	w/Carb, w/108 Amp	DR	120	12	7287-9N	
V8 7.0L 427cid	1989	w/108 Amp, 12:00 Plug Position	DR	120	12	7287-12N	
V8 7.0L 427cid		w/108 Amp, 9:00 Plug Position	DR	120	12	7287-9N	
V8 7.0L 427cid	1983	w/66 Amp	DR	94	12	7294-9N	
V8 7.4L 454cid	1980	80 Amp	DR	100	12	7157MN	
V8 7.4L 454cid		w/42 Amp	DR	63	12	7127-9N	7294-9N
V8 7.4L 454cid		w/63 Amp	DR	63	12	7127-9N	7294-9N
V8 7.4L 454cid		w/70 Amp	DR	85	12	7134-9N	
V8 8.2L 501cid	1990-89	Opt. Delco 30SI / 90 Amp	DR	90	12	7262N	
V8 8.2L 501cid		w/60 Amp Opt. 20SI	DR	60	12	7266N	
V8 8.2L 501cid	1990-80	w/Air Brakes, 80 Amp	DR	80	12	7138N	7850N
V8 8.2L 501cid	1988-81	w/Air Brakes, 27SI, 100 Amp	DR	100	12	7850N	8076N
V8 8.2L 501cid	1992	DD 8.2L (N, T), w/60 Amp Opt. 20SI	DR	60	12	7266N	
V8 8.2L 501cid	1985	w/ Air Brakes, w/Air Brakes, 27SI, 100 Amp	DR	100	12	7850N	8076N
V8 8.2L 501cid	1984	w/Air Brakes, 27SI, 100 Amp	DR	100	12	7850N	8076N
V8 8.2L 501cid	1982	w/Air Brakes, 27SI, 100 Amp	DR	100	12	7850N	8076N
V8 8.2L 501cid	1981	w/Air Brakes, 27SI, 65 Amp	DR	80	12	7138N	7850N
V8 8.2L 501cid	1980	w/Air Brakes, 27SI, 100 Amp	DR	100	12	7850N	8076N
V8 9.1L 555cid	1982	w/Air Brakes, 80 Amp	DR	80	12	7138N	7850N
V8 9.1L 555cid		w/Air Brakes, Cummins VT-225, 27SI, 65 Amp	DR	80	12	7138N	7850N
C7000 Topkick							
Caterpillar 3208	1993-90	w/60 Amp Opt. 20SI	DR	60	12	7266N	
L6 6.6L 403cid	1996-94	DR 21SI, 130 Amp	DR	130	12	7971N	
L6 6.6L 403cid	1996-90	Bosch Replacement Unit, 160 Amp, 3 Mounting Ears	BO	160	12	12490N	12715N
L6 6.6L 403cid		Bosch Replacement Unit, 200 Amp	BO	200	12	12715N	
L6 6.6L 403cid	1994-90	Caterpillar 3116, Delco 21SI, 130 Amp Series	DR	130	12	7971N	
L6 6.6L 403cid	1993-91	160 Amp	DR	160	12	8028N	
L6 6.6L 403cid	1993-90	DR 20SI, 60 Amp	DR	60	12	7266N	
L6 6.6L 403cid		w/105 Amp	DR	130	12	7971N	
V8 6.0L 366cid	1996-95	DR CS130, 105 Amp, 10mm Adj.Ear	DR	100-105	12	7960N	
V8 6.0L 366cid	1996-91	DR CS144 IR/ EF, 145 Amp	DR	145	12	7684N	
V8 6.0L 366cid	1996-90	w/105 Amp (TBI)	DR	100-105	12	7960N	
V8 6.0L 366cid	1990	108 AMP, 9:00 Plug Position	DR	120	12	7287-9N	
V8 6.0L 366cid		w/120 Amp (TBI) 9:00 Plug Position	DR	120	12	7287-9N	
V8 6.0L 366cid		w/42 Amp (Carb.)	DR	63	12	7127-9N	7294-9N
V8 6.0L 366cid		w/70 Amp (Carb)	DR	85	12	7134-9N	
V8 6.0L 366cid		w/70 Amp (TBI)	DR	85	12	7134-9N	
V8 6.0L 366cid		w/85 Amp (TBI)	DR	100-105	12	7960N	
V8 7.0L 7011cc 427cid	1996-95	DR CS130, 105 Amp, 10mm Adj.Ear	DR	100-105	12	7960N	
V8 7.0L 7011cc 427cid	1996-91	DR CS144 IR/ EF, 145 Amp	DR	145	12	7684N	
V8 7.0L 7011cc 427cid	1996-90	w/105 Amp (TBI)	DR	100-105	12	7960N	
V8 7.0L 7011cc 427cid	1990	108 AMP, 9:00 Plug Position	DR	120	12	7287-9N	
V8 7.0L 7011cc 427cid		w/42 Amp (Carb.)	DR	63	12	7127-9N	7294-9N
V8 7.0L 7011cc 427cid		w/70 Amp (Carb)	DR	85	12	7134-9N	
V8 7.0L 7011cc 427cid		w/85 Amp (TBI)	DR	100-105	12	7960N	
C7500 Topkick							
6 Cyl. 7.2L 441cid	1998-97	Bosch Replacement Unit, 200 Amp	BO	200	12	12715N	
6 Cyl. 7.2L 441cid		Caterpillar C7, Bosch Replacement Unit, 160 Amp, 3 Mounting Ears	BO	160	12	12490N	12715N
6 Cyl. 7.2L 441cid		Caterpillar C-7, DR 21SI, 160 Amp	DR	160	12	8028N	
6 Cyl. 7.2L 441cid		DR 21SI, 130 Amp	DR	130	12	7971N	
6 Cyl. 7.2L 441cid	1998	Caterpillar 3126, Bosch Replacement Unit, 160 Amp, 3 Mounting Ears	BO	160	12	12490N	12715N
6 Cyl. 7.2L 441cid		Caterpillar 3126, DR 21SI, 160 Amp	DR	160	12	8028N	
8 Cyl. 7.0L 7011cc 427cid	1996	DR CS144 IR/ EF, 145 Amp	DR	145	12	7684N	
Caterpillar 3116	2002-94	Bosch Replacement Unit, 160 Amp, 3 Mounting Ears	BO	160	12	12490N	12715N
Caterpillar 3116		Bosch Replacement Unit, 200 Amp	BO	200	12	12715N	
Caterpillar 3116		DR 21SI, 160 Amp	DR	160	12	8028N	
Caterpillar 3116	1996-94	DR 21SI, 130 Amp	DR	130	12	7971N	
Caterpillar 3116	1993-91	160 Amp	DR	160	12	8028N	
Caterpillar 3116	1993-90	Delco 21SI, 130 Amp Series	DR	130	12	7971N	
Caterpillar 3116		DR 20SI, 60 Amp	DR	60	12	7266N	
Caterpillar 3116		w/100 Amp	DR	130	12	7971N	
Caterpillar 3208		w/60 Amp Opt. 20SI	DR	60	12	7266N	
DD 8.2L (N, T)	1993-89	w/60 Amp Opt. 20SI	DR	60	12	7266N	

ALTERNATORS

ALTERNATORS AND GENERATORS

ENGINE	YEAR	APPLICATION	Mfg	Amp	Volt	PART NO.	OPT. NO.
GMC (Cont'd)							
C7500 Topkick (Cont'd)							
DD 8.2L (N, T)	1990-89	Opt. Delco 30SI / 90 Amp	DR	90	12	7262N	
GM 5.0L (305) V8 Gas	1990	w/108 Amp	DR	120	12	7287-9N	
GM 5.0L (305) V8 Gas		w/42 Amp	DR	63	12	7127-9N	7294-9N
GM 5.0L (305) V8 Gas		w/70 Amp	DR	85	12	7134-9N	
GM 5.7L (350) V8 Gas		w/108 Amp	DR	120	12	7287-9N	
GM 5.7L (350) V8 Gas		w/42 Amp	DR	63	12	7127-9N	7294-9N
GM 5.7L (350) V8 Gas		w/70 Amp	DR	85	12	7134-9N	
GM 6.0L (366) V8 Gas	1996-91	DR CS144 IR/ EF, 145 Amp	DR	145	12	7684N	
GM 6.0L (366) V8 Gas	1990	w/108 Amp (Carb.)	DR	120	12	7287-9N	
GM 6.0L (366) V8 Gas		w/120 Amp (TBI) 9:00 Plug Position	DR	120	12	7287-9N	
GM 6.0L (366) V8 Gas		w/42 Amp (Carb.)	DR	63	12	7127-9N	7294-9N
GM 6.0L (366) V8 Gas		w/70 Amp (Carb.)	DR	85	12	7134-9N	
GM 6.0L (366) V8 Gas		w/70 Amp (TBI)	DR	85	12	7134-9N	
GM 6.0L (366) V8 Gas		w/85 Amp (TBI)	DR	100-105	12	7960N	
GM 7.0L (427) V8 Gas	1995-91	DR CS144 IR/ EF, 145 Amp	DR	145	12	7684N	
GM 7.0L (427) V8 Gas	1990	w/108 Amp (Carb.)	DR	120	12	7287-9N	
GM 7.0L (427) V8 Gas		w/42 Amp (Carb.)	DR	63	12	7127-9N	7294-9N
GM 7.0L (427) V8 Gas		w/70 Amp (Carb.)	DR	85	12	7134-9N	
GM 7.0L (427) V8 Gas		w/85 Amp (TBI)	DR	100-105	12	7960N	
L6 6.6L 403cid	1998-97	Bosch Replacement Unit, 200 Amp	BO	200	12	12715N	
L6 6.6L 403cid		Caterpillar 3116, Bosch Replacement Unit, 160 Amp, 3 Mounting Ears	BO	160	12	12490N	12715N
L6 6.6L 403cid		Caterpillar 3116, DR 21SI, 160 Amp	DR	160	12	8028N	
L6 6.6L 403cid		DR 21SI, 130 Amp	DR	130	12	7971N	
L6 7.2L 441cid	2009-03	DR 22SI Quad Pad Mt., 130 Amp	DR	130	12	8364N	8707N
L6 7.2L 441cid	2005-03	DR 22SI Quad Pad Mt., 100 Amp	DR	130	12	8364N	8707N
L6 7.2L 441cid	2002-99	Bosch Replacement Unit, 200 Amp	BO	200	12	12715N	
L6 7.2L 441cid		Caterpillar 3126, Bosch Replacement Unit, 160 Amp, 3 Mounting Ears	BO	160	12	12490N	12715N
L6 7.2L 441cid		Caterpillar 3126, DR 21SI, 160 Amp	DR	160	12	8028N	
L6 7.2L 441cid		Caterpillar C7, Bosch Replacement Unit, 160 Amp, 3 Mounting Ears	BO	160	12	12490N	12715N
L6 7.2L 441cid		Caterpillar C-7, DR 21SI, 160 Amp	DR	160	12	8028N	
L6 7.2L 441cid		DR 21SI, 130 Amp	DR	130	12	7971N	
L6 7.8L 475cid	2005-03	DR 22SI Quad Pad Mt., 100 Amp	DR	130	12	8364N	8707N
L6 7.8L 475cid		DR 22SI Quad Pad Mt., 130 Amp	DR	130	12	8364N	8707N
V8 6.0L 366cid	1998-97	DR CS130, 105 Amp, 10mm Adj.Ear	DR	100-105	12	7960N	
V8 6.0L 366cid		DR CS144 IR/ EF, 145 Amp	DR	145	12	7684N	
V8 7.0L 7011cc 427cid		DR CS130, 105 Amp, 10mm Adj.Ear	DR	100-105	12	7960N	
V8 7.0L 7011cc 427cid		DR CS144 IR/ EF, 145 Amp	DR	145	12	7684N	
V8 7.4L 454cid	2000-99	DR CS130, 105 Amp, 10mm Adj.Ear	DR	100-105	12	7960N	
V8 7.4L 454cid		DR CS144 IR/ EF, 145 Amp	DR	145	12	7684N	
V8 8.1L 496cid	2008-06	Delco DR44G, 150 Amp	DR	150	12	8540N	
V8 8.1L 496cid	2005-03	Delco AD230, 105 Amp, Reg. 3:00	DR	105	12	8490-3N	
V8 8.1L 496cid		Delco AD230, 105 Amp, Reg. 9:00	DR	105	12	8490-9N	
V8 8.1L 496cid		Delco AD244, 150 Amp	DR	150	12	8495-3N	
V8 8.1L 496cid	2002-01	Delco AD230, 105 Amp	DR	105	12	8490-9N	
V8 8.1L 496cid		Delco AD244, 130 Amp	DR	130	12	8492-9N	
C7D							
Caterpillar 3208	1988-79	w/Air Brakes	DR	80	12	7138N	7850N
Caterpillar 3208		w/Air Brakes, 27SI, 65 Amp	DR	80	12	7138N	7850N
Caterpillar 3208	1983-79	w/ Air Brakes, 27SI, 100 Amp	DR	100	12	7850N	8076N
Caterpillar 3208	1989	Opt. Delco 30SI / 90 Amp	DR	90	12	7262N	
Caterpillar 3208		Std. Unit	DR	80	12	7138N	7850N
DD 4-53T	1982-79	w/80 Amp	DR	100	12	7157MN	
DD 4-53T	1983	w/ Air Brakes, 27SI, 100 Amp	DR	100	12	7850N	8076N
DD 4-53T		w/Air Brakes	DR	80	12	7138N	7850N
DD 8.2L (N, T)	1990-89	Opt. Delco 30SI / 90 Amp	DR	90	12	7262N	
DD 8.2L (N, T)		w/60 Amp Opt. 20SI	DR	60	12	7266N	
DD 8.2L (N, T)	1988-79	w/ Air Brakes, 27SI, 100 Amp	DR	100	12	7850N	8076N
DD 8.2L (N, T)		w/Air Brakes	DR	80	12	7138N	7850N
C80							
Caterpillar 3116	2000-94	DR 21SI, 130 Amp	DR	130	12	7971N	
Caterpillar 3116		DR 21SI, 160 Amp	DR	160	12	8028N	
Caterpillar 3116	2000-90	Bosch Replacement Unit, 160 Amp, 3 Mounting Ears	BO	160	12	12490N	12715N

ALTERNATORS

ALTERNATORS AND GENERATORS

ENGINE	YEAR	APPLICATION	Mfg	Amp	Volt	PART NO.	OPT. NO.
GMC (Cont'd)							
C80 (Cont'd)							
Caterpillar 3116	2000-90	Bosch Replacement Unit, 200 Amp	BO	200	12	12715N	
Caterpillar 3116	1993-91	160 Amp	DR	160	12	8028N	
Caterpillar 3116	1993-90	Delco 21SI, 130 Amp Series	DR	130	12	7971N	
Caterpillar 3116		w/100 Amp	DR	130	12	7971N	
Caterpillar 3126	2002-98	Bosch Replacement Unit, 160 Amp, 3 Mounting Ears	BO	160	12	12490N	12715N
Caterpillar 3126		Bosch Replacement Unit, 200 Amp	BO	200	12	12715N	
Caterpillar 3126		DR 21SI, 130 Amp	DR	130	12	7971N	
Caterpillar 3126		DR 21SI, 160 Amp	DR	160	12	8028N	
DD 8.2L (N, T)	1990-89	Opt. Delco 30SI / 90 Amp	DR	90	12	7262N	
DD 8.2L (N, T)		w/60 Amp Opt. 20SI	DR	60	12	7266N	
GM 6.0L (366) V8 Gas	1998-91	DR CS144 IR/ EF, 145 Amp	DR	145	12	7684N	
GM 6.0L (366) V8 Gas	1990	w/108 Amp (Carb.)	DR	120	12	7287-9N	
GM 6.0L (366) V8 Gas		w/120 Amp (TBI) 9:00 Plug Position	DR	120	12	7287-9N	
GM 6.0L (366) V8 Gas		w/42 Amp (Carb.)	DR	63	12	7127-9N	7294-9N
GM 6.0L (366) V8 Gas		w/70 Amp (Carb)	DR	85	12	7134-9N	
GM 6.0L (366) V8 Gas		w/70 Amp (TBI)	DR	85	12	7134-9N	
GM 6.0L (366) V8 Gas		w/85 Amp (TBI)	DR	100-105	12	7960N	
GM 7.0L (427) V8 Gas	1998-91	DR CS144 IR/ EF, 145 Amp	DR	145	12	7684N	
GM 7.0L (427) V8 Gas	1990	w/108 Amp (Carb.)	DR	120	12	7287-9N	
GM 7.0L (427) V8 Gas		w/42 Amp (Carb.)	DR	63	12	7127-9N	7294-9N
GM 7.0L (427) V8 Gas		w/70 Amp (Carb)	DR	85	12	7134-9N	
GM 7.0L (427) V8 Gas		w/85 Amp (TBI)	DR	100-105	12	7960N	
GM 7.4L (454) V8 Gas	2000-99	DR CS144 IR/ EF, 145 Amp	DR	145	12	7684N	
GM 8.1L (496) V8 Gas	2002-01	Delco AD230, 105 Amp	DR	105	12	8490-9N	
GM 8.1L (496) V8 Gas		Delco AD244, 130 Amp	DR	130	12	8492-9N	
CD5000							
John Deere 5.9L (T.D.D.)	1988-87	27SI / 80 Amp	DR	80	12	7138N	7850N
CD6000							
DD 4-53	1978-77	Opt. Unit	DR	100	12	7157MN	
DD 4-53	1970-67	All Models (Opt.)	DR	63	12	7122N	
DD 4-53		All Models (Std.)	DR	63	12	7122N	
DD 6V-53	1976	Std. Unit	DR	63	12	7127-9N	7294-9N
John Deere 5.9L (T.D.D.)	1988-87	27SI / 80 Amp	DR	80	12	7138N	7850N
CD6500							
DD 4-53	1978-77	Opt. Unit	DR	100	12	7157MN	
John Deere 5.9L (T.D.D.)	1988-87	27SI / 80 Amp	DR	80	12	7138N	7850N
CE4500							
GM 3.8L (230) L6 Gas	1970-63	w/Opt. 42 Amp	DR	63	12	7122N	
GM 3.8L (230) L6 Gas		w/Opt. 61 Amp	DR	63	12	7122N	
GM 3.8L (230) L6 Gas		w/Std. 37 Amp	DR	63	12	7122N	
GM 4.1L (250) L6 Gas	1972-71	Opt. Unit	DR	63	12	7122N	
GM 4.1L (250) L6 Gas		Std. Unit	DR	63	12	7122N	
GM 4.1L (250) L6 Gas	1970-67	w/Opt. 42 Amp	DR	63	12	7122N	
GM 4.1L (250) L6 Gas		w/Opt. 61 Amp	DR	63	12	7122N	
GM 4.1L (250) L6 Gas		w/Std. 37 Amp	DR	63	12	7122N	
GM 4.6L (283) V8 Gas	1967-63	All Models (Opt.)	DR	63	12	7122N	
GM 4.6L (283) V8 Gas		All Models (Std.)	DR	63	12	7122N	
GM 5.0L (307) V8 Gas	1970-68	w/Opt. 42 Amp	DR	63	12	7122N	
GM 5.0L (307) V8 Gas		w/Opt. 61 Amp	DR	63	12	7122N	
GM 5.0L (307) V8 Gas		w/Std. 37 Amp	DR	63	12	7122N	
GM 5.4L (327) V8 Gas	1968-63	All Models (Opt.)	DR	63	12	7122N	
GM 5.4L (327) V8 Gas		All Models (Std.)	DR	63	12	7122N	
GM 5.7L (350) V8 Gas	1972-71	Opt. Unit	DR	63	12	7122N	
GM 5.7L (350) V8 Gas		Std. Unit	DR	63	12	7122N	
GM 5.7L (350) V8 Gas	1970-69	w/Opt. 42 Amp	DR	63	12	7122N	
GM 5.7L (350) V8 Gas		w/Opt. 61 Amp	DR	63	12	7122N	
GM 5.7L (350) V8 Gas		w/Std. 37 Amp	DR	63	12	7122N	
GM 6.0L (366) V8 Gas	1972-71	Opt. Unit	DR	63	12	7122N	
GM 6.0L (366) V8 Gas		Std. Unit	DR	63	12	7122N	
CE5000							
GM 3.8L (230) L6 Gas	1969-63	w/Opt. 42 Amp	DR	63	12	7122N	
GM 3.8L (230) L6 Gas		w/Opt. 61 Amp	DR	63	12	7122N	
GM 3.8L (230) L6 Gas		w/Std. 37 Amp	DR	63	12	7122N	

ALTERNATORS AND GENERATORS

ENGINE	YEAR	APPLICATION	Mfg	Amp	Volt	PART NO.	OPT. NO.
GMC (Cont'd)							
CE5000 (Cont'd)							
GM 4.1L (250) L6 Gas	1978-73	Opt. 80 Amp	DR	100	12	7157MN	
GM 4.1L (250) L6 Gas		Std. Ext. Reg.	DR	63	12	7122N	
GM 4.1L (250) L6 Gas		w/42 Amp Int. Reg.	DR	63	12	7127-9N	7294-9N
GM 4.1L (250) L6 Gas		w/61,63 Amp Int.Reg.	DR	63	12	7127-9N	7294-9N
GM 4.1L (250) L6 Gas	1970-67	w/Opt. 42 Amp	DR	63	12	7122N	
GM 4.1L (250) L6 Gas		w/Opt. 61 Amp	DR	63	12	7122N	
GM 4.1L (250) L6 Gas		w/Std. 37 Amp	DR	63	12	7122N	
GM 4.6L (283) V8 Gas	1967-63	All Models (Opt.)	DR	63	12	7122N	
GM 4.6L (283) V8 Gas		All Models (Std.)	DR	63	12	7122N	
GM 5.0L (307) V8 Gas	1970-68	w/Opt. 42 Amp	DR	63	12	7122N	
GM 5.0L (307) V8 Gas		w/Opt. 61 Amp	DR	63	12	7122N	
GM 5.0L (307) V8 Gas		w/Std. 37 Amp	DR	63	12	7122N	
GM 5.4L (327) V8 Gas	1968-63	All Models (Opt.)	DR	63	12	7122N	
GM 5.4L (327) V8 Gas		All Models (Std.)	DR	63	12	7122N	
GM 5.7L (350) V8 Gas	1978-73	w/42 Amp Int. Reg.	DR	63	12	7127-9N	7294-9N
GM 5.7L (350) V8 Gas		w/61,63 Amp Int.Reg.	DR	63	12	7127-9N	7294-9N
GM 5.7L (350) V8 Gas		w/80 Amp	DR	100	12	7157MN	
GM 5.7L (350) V8 Gas	1975-73	Std. Int. Reg.	DR	63	12	7122N	
GM 5.7L (350) V8 Gas	1972-71	Opt. Unit	DR	63	12	7122N	
GM 5.7L (350) V8 Gas		Std. Unit	DR	63	12	7122N	
GM 5.7L (350) V8 Gas	1970-69	w/Opt. 42 Amp	DR	63	12	7122N	
GM 5.7L (350) V8 Gas		w/Opt. 61 Amp	DR	63	12	7122N	
GM 5.7L (350) V8 Gas		w/Std. 37 Amp	DR	63	12	7122N	
GM 6.0L (366) V8 Gas	1978-73	w/80 Amp	DR	100	12	7157MN	
GM 6.0L (366) V8 Gas	1978-69	w/42 Amp Int. Reg.	DR	63	12	7127-9N	7294-9N
GM 6.0L (366) V8 Gas		w/61,63 Amp Int.Reg.	DR	63	12	7127-9N	7294-9N
GM 6.0L (366) V8 Gas	1975-73	w/37 Amp (Ext. Reg.)	DR	63	12	7122N	
GM 6.0L (366) V8 Gas	1972-71	Opt. Unit	DR	63	12	7122N	
GM 6.0L (366) V8 Gas		Std. Unit	DR	63	12	7122N	
GM 6.0L (366) V8 Gas	1970-69	w/42 Amp Ext. Reg.	DR	63	12	7122N	
GM 6.0L (366) V8 Gas	1968-66	w/42 Amp Ext. Reg.	DR	63	12	7122N	
GM 6.0L (366) V8 Gas		w/61 Amp Ext. Reg.	DR	63	12	7122N	
CE5500							
GM 5.7L (350) V8 Gas	1972-71	Opt. Unit	DR	63	12	7122N	
GM 5.7L (350) V8 Gas		Std. Unit	DR	63	12	7122N	
GM 6.0L (366) V8 Gas		Opt. Int. Reg.	DR	63	12	7127-9N	7294-9N
CE6000							
GM 4.6L (283) V8 Gas	1967-63	All Models (Opt.)	DR	63	12	7122N	
GM 4.6L (283) V8 Gas		All Models (Std.)	DR	63	12	7122N	
GM 5.0L (307) V8 Gas	1970-68	w/Opt. 42 Amp	DR	63	12	7122N	
GM 5.0L (307) V8 Gas		w/Opt. 61 Amp	DR	63	12	7122N	
GM 5.0L (307) V8 Gas		w/Std. 37 Amp	DR	63	12	7122N	
GM 5.4L (327) V8 Gas	1968-63	All Models (Opt.)	DR	63	12	7122N	
GM 5.4L (327) V8 Gas		All Models (Std.)	DR	63	12	7122N	
GM 5.7L (350) V8 Gas	1978-73	w/42 Amp Int. Reg.	DR	63	12	7127-9N	7294-9N
GM 5.7L (350) V8 Gas		w/61,63 Amp Int.Reg.	DR	63	12	7127-9N	7294-9N
GM 5.7L (350) V8 Gas		w/80 Amp	DR	100	12	7157MN	
GM 5.7L (350) V8 Gas	1975-73	Std. Ext. Reg.	DR	63	12	7122N	
GM 5.7L (350) V8 Gas	1972-71	Opt. Unit	DR	63	12	7122N	
GM 5.7L (350) V8 Gas		Std. Unit	DR	63	12	7122N	
GM 5.7L (350) V8 Gas	1970-69	w/Opt. 42 Amp	DR	63	12	7122N	
GM 5.7L (350) V8 Gas		w/Opt. 61 Amp	DR	63	12	7122N	
GM 5.7L (350) V8 Gas		w/Std. 37 Amp	DR	63	12	7122N	
GM 6.0L (366) V8 Gas	1978-73	w/80 Amp	DR	100	12	7157MN	
GM 6.0L (366) V8 Gas	1978-69	w/42 Amp Int. Reg.	DR	63	12	7127-9N	7294-9N
GM 6.0L (366) V8 Gas		w/61,63 Amp Int.Reg.	DR	63	12	7127-9N	7294-9N
GM 6.0L (366) V8 Gas	1975-73	w/37 Amp (Ext. Reg.)	DR	63	12	7122N	
GM 6.0L (366) V8 Gas	1970-69	w/42 Amp Ext. Reg.	DR	63	12	7122N	
GM 6.0L (366) V8 Gas	1968-66	w/42 Amp Ext. Reg.	DR	63	12	7122N	
GM 6.0L (366) V8 Gas		w/61 Amp Ext. Reg.	DR	63	12	7122N	
GM 7.0L (427) V8 Gas	1978-73	w/80 Amp	DR	100	12	7157MN	
GM 7.0L (427) V8 Gas	1978-69	w/42 Amp Int. Reg.	DR	63	12	7127-9N	7294-9N
GM 7.0L (427) V8 Gas		w/61,63 Amp Int.Reg.	DR	63	12	7127-9N	7294-9N
GM 7.0L (427) V8 Gas	1975-73	w/37 Amp (Ext. Reg.)	DR	63	12	7122N	
GM 7.0L (427) V8 Gas	1970-69	w/42 Amp Ext. Reg.	DR	63	12	7122N	

ALTERNATORS

ALTERNATORS AND GENERATORS

ENGINE	YEAR	APPLICATION	Mfg	Amp	Volt	PART NO.	OPT. NO.
GMC (Cont'd)							
CE6000 (Cont'd)							
GM 7.0L (427) V8 Gas	1968-66	w/42 Amp Ext. Reg.	DR	63	12	7122N	
GM 7.0L (427) V8 Gas		w/61 Amp Ext. Reg.	DR	63	12	7122N	
GM 7.4L (454) V8 Gas	1978-73	w/42 Amp Int. Reg.	DR	63	12	7127-9N	7294-9N
GM 7.4L (454) V8 Gas		w/61,63 Amp Int.Reg.	DR	63	12	7127-9N	7294-9N
GM 7.4L (454) V8 Gas		w/80 Amp	DR	100	12	7157MN	
GM 7.4L (454) V8 Gas	1975-73	w/37 Amp (Ext. Reg.)	DR	63	12	7122N	
CE6500							
GM 7.0L (427) V8 Gas	1972-71	Opt. Unit	DR	63	12	7127-9N	7294-9N
GM 7.0L (427) V8 Gas		w/42 Amp Int. Reg.	DR	63	12	7127-9N	7294-9N
CG5500							
GMC Toro-Flo D-478	1969-67	All Models (Opt.)	DR	63	12	7122N	
GMC Toro-Flo D-478		All Models (Std.)	DR	63	12	7122N	
GMC Toro-Flo DH-478	1972-71	Std. Unit	DR	63	12	7122N	
CG6000							
GMC Toro-Flo D-478	1975-73	Opt. Unit	DR	100	12	7157MN	
GMC Toro-Flo D-478	1972-71	All	DR	63	12	7122N	
GMC Toro-Flo D-478	1970-67	Opt. Unit	DR	63	12	7122N	
GMC Toro-Flo D-478		Std. Unit	DR	63	12	7122N	
CM5500							
GM 5.0L (305) V6 Gas	1972-71	Opt. Unit	DR	63	12	7122N	
GM 5.0L (305) V6 Gas		Std. Unit	DR	63	12	7122N	
GM 5.8L (351) V6 Gas		Opt	DR	63	12	7122N	
GM 5.8L (351) V6 Gas		Std. Unit	DR	63	12	7122N	
CM6000							
GM 5.0L (305) V6 Gas	1974-73	Opt. Unit	DR	63	12	7127-9N	7294-9N
GM 5.0L (305) V6 Gas		Opt. Unit	DR	100	12	7157MN	
GM 5.0L (305) V6 Gas		w/42 Amp Int. Reg.	DR	63	12	7127-9N	7294-9N
GM 5.0L (305) V6 Gas	1972-70	Opt. Unit	DR	63	12	7122N	
GM 5.0L (305) V6 Gas		Std. Unit	DR	63	12	7122N	
GM 5.8L (351) V6 Gas	1972-71	Opt. Unit	DR	63	12	7122N	
GM 5.8L (351) V6 Gas		Std. Unit	DR	63	12	7122N	
GM 6.2L (379) V6 Gas	1974-73	Opt. Unit	DR	63	12	7127-9N	7294-9N
GM 6.2L (379) V6 Gas		Opt. Unit	DR	100	12	7157MN	
GM 6.2L (379) V6 Gas		w/42 Amp Int. Reg.	DR	63	12	7127-9N	7294-9N
GM 7.1L (432) V6 Gas		Opt. Unit	DR	63	12	7127-9N	7294-9N
GM 7.1L (432) V6 Gas		Opt. Unit	DR	100	12	7157MN	
GM 7.1L (432) V6 Gas		w/42 Amp Int. Reg.	DR	63	12	7127-9N	7294-9N
CM6500							
GM 5.8L (351) V6 Gas	1972-71	Opt. Unit	DR	63	12	7122N	
GM 5.8L (351) V6 Gas		Std. Unit	DR	63	12	7122N	
GM 6.2L (379) V6 Gas	1974-73	Opt. Unit	DR	100	12	7157MN	
GM 6.2L (379) V6 Gas		w/42 Amp Int. Reg.	DR	63	12	7127-9N	7294-9N
GM 7.1L (432) V6 Gas		Opt. Unit	DR	63	12	7127-9N	7294-9N
GM 7.1L (432) V6 Gas		Opt. Unit	DR	100	12	7157MN	
GM 7.1L (432) V6 Gas		w/42 Amp Int. Reg.	DR	63	12	7127-9N	7294-9N
CS4500							
GM 4.1L (250) L6 Gas	1972-71	Opt. Unit	DR	63	12	7122N	
GM 4.1L (250) L6 Gas		Std. Unit	DR	63	12	7122N	
GM 4.8L (292) L6 Gas		Opt. Unit	DR	63	12	7122N	
GM 4.8L (292) L6 Gas		Std. Unit	DR	63	12	7122N	
CS5000							
GM 4.1L (250) L6 Gas	1974-73	Opt. Int. Reg.	DR	63	12	7127-9N	7294-9N
GM 4.1L (250) L6 Gas		Std. Ext. Reg.	DR	63	12	7122N	
GM 4.1L (250) L6 Gas		w/42 Amp Int. Reg.	DR	63	12	7127-9N	7294-9N
GM 4.1L (250) L6 Gas		w/80 Amp	DR	100	12	7157MN	
GM 4.8L (292) L6 Gas	1980-76	w/63 Amp	DR	63	12	7127-9N	7294-9N
GM 4.8L (292) L6 Gas	1980-73	w/42 Amp Int. Reg.	DR	63	12	7127-9N	7294-9N
GM 4.8L (292) L6 Gas	1979-76	w/80 Amp	DR	100	12	7157MN	
GM 4.8L (292) L6 Gas	1975-73	Opt. Int. Reg.	DR	63	12	7127-9N	7294-9N
GM 4.8L (292) L6 Gas		Opt. Unit	DR	100	12	7157MN	
GM 4.8L (292) L6 Gas		Std. Int. Reg.	DR	63	12	7122N	
GM 4.8L (292) L6 Gas	1972-71	Opt. Unit	DR	63	12	7122N	

ALTERNATORS

ALTERNATORS AND GENERATORS

ENGINE	YEAR	APPLICATION	Mfg	Amp	Volt	PART NO.	OPT. NO.
GMC (Cont'd)							
CS5000 (Cont'd)							
GM 4.8L (292) L6 Gas	1972-71	Std. Unit	DR	63	12	7122N	
GM 4.8L (292) L6 Gas	1970-63	w/Opt. 42 Amp	DR	63	12	7122N	
GM 4.8L (292) L6 Gas		w/Opt. 61 Amp	DR	63	12	7122N	
GM 4.8L (292) L6 Gas		w/Std. 37 Amp	DR	63	12	7122N	
GM 4.8L (292) L6 Gas	1980	w/70 Amp	DR	85	12	7134-9N	
CS5500							
GM 4.8L (292) L6 Gas	1972-71	Opt. Unit	DR	63	12	7122N	
GM 4.8L (292) L6 Gas		Std. Unit	DR	63	12	7122N	
CS6000							
GM 4.8L (292) L6 Gas	1980-73	w/42 Amp Int. Reg.	DR	63	12	7127-9N	7294-9N
GM 4.8L (292) L6 Gas	1979-73	w/80 Amp	DR	100	12	7157MN	
GM 4.8L (292) L6 Gas	1978-76	w/63 Amp	DR	63	12	7127-9N	7294-9N
GM 4.8L (292) L6 Gas	1975-73	Opt. Int. Reg.	DR	63	12	7127-9N	7294-9N
GM 4.8L (292) L6 Gas		Std. Int. Reg.	DR	63	12	7122N	
GM 4.8L (292) L6 Gas	1972-71	Opt. Unit	DR	63	12	7122N	
GM 4.8L (292) L6 Gas		Std. Unit	DR	63	12	7122N	
GM 4.8L (292) L6 Gas	1970-63	w/Opt. 42 Amp	DR	63	12	7122N	
GM 4.8L (292) L6 Gas		w/Opt. 61 Amp	DR	63	12	7122N	
GM 4.8L (292) L6 Gas		w/Std. 37 Amp	DR	63	12	7122N	
GM 4.8L (292) L6 Gas	1980	w/70 Amp	DR	85	12	7134-9N	
D9K Titan							
Caterpillar 3406	1988-82	Opt. Delco 30SI / 90 Amp	DR	90	12	7262N	
Caterpillar 3406	1988-79	Std. Unit	DR	75	12	7255N	8066N
Cummins KT, KTA-450	1979	Std. Delco 30SI, w/Trans.	DR	90	12	7256N	
Cummins NTC Eng.	1989-79	Opt. Delco 30SI / 90 Amp	DR	90	12	7262N	
Cummins NTC Eng.		Std. Unit	DR	75	12	7255N	8066N
Cummins NTC-250	1979	Std. Unit	DR	75	12	7255N	8066N
Cummins NTC-290	1983-79	Std. Unit	DR	75	12	7255N	8066N
Cummins NTC-350	1989-79	Std. Unit	DR	75	12	7255N	8066N
Cummins NTC-350	1982-81	Opt. Delco 30SI, w/Trans.	DR	90	12	7256N	
Cummins NTC-400	1983-79	Optional	DR	80	12	7138N	7850N
Cummins NTC-400		Std. Unit	DR	75	12	7255N	8066N
Cummins NTC-400	1981	Opt. Delco 30SI, w/Trans.	DR	90	12	7256N	
DD 6V-71 (N, NE, T)	1983-82	Opt. Delco 30SI / 90 Amp	DR	90	12	7262N	
DD 6V-71 (N, NE, T)	1983-79	Std. Unit	DR	75	12	7255N	8066N
DD 6V-71 (N, NE, T)	1982-79	Optional	DR	80	12	7138N	7850N
DD 6V-92 (T, TA, TTA)	1988-80	Opt. Delco 30SI / 90 Amp	DR	90	12	7262N	
DD 6V-92 (T, TA, TTA)	1988-79	Std. Unit	DR	75	12	7255N	8066N
DD 6V-92 (T, TA, TTA)	1982-81	Opt. Delco 30SI, w/Trans.	DR	90	12	7256N	
DD 8V-71 (N, NE, T)	1988-83	Opt. Delco 30SI / 90 Amp	DR	90	12	7262N	
DD 8V-71 (N, NE, T)	1988-79	Std. Unit	DR	75	12	7255N	8066N
DD 8V-92 (T)	1988-83	Opt. Delco 30SI / 90 Amp	DR	90	12	7262N	
DD 8V-92 (T)	1988-82	Std. Unit	DR	75	12	7255N	8066N
DD 8V-92 (T)	1982-79	Std. Delco 30SI, w/Trans.	DR	90	12	7256N	
D9L Titan							
Caterpillar 3406	1988-82	Opt. Delco 30SI / 90 Amp	DR	90	12	7262N	
Caterpillar 3406	1988-79	Std. Unit	DR	75	12	7255N	8066N
Cummins KT, KTA-450	1979	Std. Delco 30SI, w/Trans.	DR	90	12	7256N	
Cummins NTC Eng.	1989-79	Opt. Delco 30SI / 90 Amp	DR	90	12	7262N	
Cummins NTC Eng.		Std. Unit	DR	75	12	7255N	8066N
Cummins NTC-250	1979	Std. Unit	DR	75	12	7255N	8066N
Cummins NTC-290	1983-79	Std. Unit	DR	75	12	7255N	8066N
Cummins NTC-350	1989-79	Std. Unit	DR	75	12	7255N	8066N
Cummins NTC-350	1982-81	Opt. Delco 30SI, w/Trans.	DR	90	12	7256N	
Cummins NTC-400	1983-79	Optional	DR	80	12	7138N	7850N
Cummins NTC-400		Std. Unit	DR	75	12	7255N	8066N
Cummins NTC-400	1981	Opt. Delco 30SI, w/Trans.	DR	90	12	7256N	
DD 6V-71 (N, NE, T)	1983-82	Opt. Delco 30SI / 90 Amp	DR	90	12	7262N	
DD 6V-71 (N, NE, T)	1983-79	Std. Unit	DR	75	12	7255N	8066N
DD 6V-71 (N, NE, T)	1982-79	Optional	DR	80	12	7138N	7850N
DD 6V-92 (T, TA, TTA)	1988-80	Opt. Delco 30SI / 90 Amp	DR	90	12	7262N	
DD 6V-92 (T, TA, TTA)	1988-79	Std. Unit	DR	75	12	7255N	8066N
DD 6V-92 (T, TA, TTA)	1982-81	Opt. Delco 30SI, w/Trans.	DR	90	12	7256N	
DD 8V-71 (N, NE, T)	1988-83	Opt. Delco 30SI / 90 Amp	DR	90	12	7262N	

ALTERNATORS

ALTERNATORS AND GENERATORS

ENGINE	YEAR	APPLICATION	Mfg	Amp	Volt	PART NO.	OPT. NO.
GMC (Cont'd)							
D9L Titan (Cont'd)							
DD 8V-71 (N, NE, T)	1988-79	Std. Unit	DR	75	12	7255N	8066N
DD 8V-92 (T)	1988-83	Opt. Delco 30SI / 90 Amp	DR	90	12	7262N	
DD 8V-92 (T)	1988-82	Std. Unit	DR	75	12	7255N	8066N
DD 8V-92 (T)	1982-79	Std. Delco 30SI, w/Trans.	DR	90	12	7256N	
D9M							
Cummins NTC-290	1983-80	Opt. Delco 30SI / 90 Amp	DR	90	12	7262N	
Cummins NTC-290	1983-79	Std. Unit	DR	75	12	7255N	8066N
Cummins NTC-350	1989-79	Opt. Delco 30SI / 90 Amp	DR	90	12	7262N	
Cummins NTC-350		Std. Unit	DR	75	12	7255N	8066N
DD 8V-71 (N, NE, T)	1988-83	Opt. Delco 30SI / 90 Amp	DR	90	12	7262N	
DD 8V-71 (N, NE, T)	1988-79	Std. Unit	DR	75	12	7255N	8066N
DB9500							
Cummins V8-903	1974-72	Std. Unit	DR	75	12	7255N	8066N
Cummins VT-350	1978-75	Std. Unit	DR	75	12	7255N	8066N
DC90 Titan							
Cummins NHCT-270	1972-69	Std. Unit	DR	75	12	7255N	8066N
Cummins NTC Eng.	1978-71	Std. Unit	DR	75	12	7255N	8066N
Cummins NTC-290	1976-73	Std. Unit	DR	75	12	7255N	8066N
Cummins NTC-335	1974-69	Std. Unit	DR	75	12	7255N	8066N
DC9500							
Cummins NHCT-270	1972-69	Std. Unit	DR	75	12	7255N	8066N
Cummins NTC-290	1976-73	Std. Unit	DR	75	12	7255N	8066N
Cummins NTC-335	1974-70	Std. Unit	DR	75	12	7255N	8066N
DC9502							
Cummins NHCT-270	1972-69	Std. Unit	DR	75	12	7255N	8066N
Cummins NTC-290	1978-73	Std. Unit	DR	75	12	7255N	8066N
Cummins NTC-335	1974-69	Std. Unit	DR	75	12	7255N	8066N
DH9500							
DD 8V-71 (N, NE, T)	1978-71	Std. Unit	DR	75	12	7255N	8066N
DD 8V-71 (N, NE, T)	1970-69	Opt. Unit	DR	75	12	7255N	8066N
DH9502							
DD 8V-71 (N, NE, T)	1978-71	Std. Unit	DR	75	12	7255N	8066N
DD 8V-71 (N, NE, T)	1970-69	Opt. Unit	DR	75	12	7255N	8066N
DI9500							
DD 6V-71 (N, NE, T)	1978-71	Std. Unit	DR	75	12	7255N	8066N
DI9502							
DD 6V-71 (N, NE, T)	1978-71	Std. Unit	DR	75	12	7255N	8066N
DJ90 Titan							
DD 6V-92 (T, TA, TTA)	1978-74	Std. Unit	DR	75	12	7255N	8066N
DJ9502							
DD 6V-92 (T, TA, TTA)	1978-75	Std. Unit	DR	75	12	7255N	8066N
DK9500							
DD 8V-92 (T)	1978-77	Std. Delco 30SI, w/Trans.	DR	90	12	7256N	
DD 8V-92 (T)	1976-75	Std. Unit	DR	75	12	7255N	8066N
DL9502							
Cummins KT, KTA-450	1978-76	Opt. Delco 30SI, w/Trans.	DR	90	12	7256N	
Cummins KT, KTA-450		Std. Unit	DR	75	12	7255N	8066N
DN9500							
Cummins NH-230	1974-71	Std. Unit	DR	75	12	7255N	8066N
Cummins NHC-250		Std. Unit	DR	75	12	7255N	8066N
DP9500							
DD 12V-71	1978-71	Std. Unit	DR	75	12	7255N	8066N
DP9502							
DD 12V-71	1978-72	Std. Unit	DR	75	12	7255N	8066N
DR9502							
Caterpillar 3408	1978-77	Std. Unit	DR	75	12	7255N	8066N

ALTERNATORS

ALTERNATORS AND GENERATORS

ENGINE	YEAR	APPLICATION	Mfg	Amp	Volt	PART NO.	OPT. NO.
GMC (Cont'd)							
F6 Series							
Caterpillar 3116	1998-97	DR 21SI, 130 Amp	DR	130	12	7971N	
F7 Series							
Caterpillar 3116	1998-97	DR 21SI, 130 Amp	DR	130	12	7971N	
FB9500							
Cummins V8-903	1974-72	Std. Unit	DR	75	12	7255N	8066N
FC90 Titan							
Cummins NHCT-270	1972-69	Std. Unit	DR	75	12	7255N	8066N
Cummins NTC Eng.	1978-71	Std. Unit	DR	75	12	7255N	8066N
Cummins NTC-290	1976-73	Std. Unit	DR	75	12	7255N	8066N
Cummins NTC-335	1974-69	Std. Unit	DR	75	12	7255N	8066N
FC9500							
Cummins NHCT-270	1972-69	Std. Unit	DR	75	12	7255N	8066N
Cummins NTC-290	1976-73	Std. Unit	DR	75	12	7255N	8066N
Cummins NTC-335	1974-69	Std. Unit	DR	75	12	7255N	8066N
FC9502							
Cummins NHCT-270	1972-69	Std. Unit	DR	75	12	7255N	8066N
Cummins NTC-290	1978-73	Std. Unit	DR	75	12	7255N	8066N
Cummins NTC-335	1974-69	Std. Unit	DR	75	12	7255N	8066N
FH9500							
DD 8V-71 (N, NE, T)	1978-71	Std. Unit	DR	75	12	7255N	8066N
DD 8V-71 (N, NE, T)	1970-69	Opt. Unit	DR	75	12	7255N	8066N
FH9502							
DD 8V-71 (N, NE, T)	1970-69	Opt. Unit	DR	75	12	7255N	8066N
FI9500							
DD 6V-71 (N, NE, T)	1978-71	Std. Unit	DR	75	12	7255N	8066N
FI9502							
DD 6V-71 (N, NE, T)	1978-71	Std. Unit	DR	75	12	7255N	8066N
FJ9500							
DD 6V-92 (T, TA, TTA)	1978-74	Std. Unit	DR	75	12	7255N	8066N
FJ9502							
DD 6V-92 (T, TA, TTA)	1978-75	Std. Unit	DR	75	12	7255N	8066N
FK9500							
DD 8V-92 (T)	1976-75	Std. Unit	DR	75	12	7255N	8066N
FN9500							
Cummins NH-230	1974-71	Std. Unit	DR	75	12	7255N	8066N
Cummins NHC-250		Std. Unit	DR	75	12	7255N	8066N
G25							
L6 4.1L 250cid	1978	w/AC	DR	63	12	7127-9N	7294-9N
L6 4.1L 250cid		w/o AC	DR	63	12	7127-9N	7294-9N
L6 4.8L 292cid	1978-77	w/AC	DR	63	12	7127-9N	7294-9N
L6 4.8L 292cid	1978-76	w/o AC	DR	63	12	7127-9N	7294-9N
L6 4.8L 292cid	1976	Opt. w/o AC	DR	63	12	7127-9N	7294-9N
L6 4.8L 292cid		w/AC	DR	63	12	7127-9N	7294-9N
L6 4.8L 292cid	1975	w/AC	DR	63	12	7127-9N	7294-9N
L6 4.8L 292cid		w/o AC	DR	63	12	7127-9N	7294-9N
V8 5.0L 305cid	1978-77	Opt. Service Unit, DR 10SI, CW, 63 Amp, Self Excite 1 Wire Aftermarket Design	DR	63	12	7127-SEN	
V8 5.0L 305cid		w/AC	DR	63	12	7127-3N	7294-3N
V8 5.0L 305cid		w/o AC	DR	63	12	7127-3N	7294-3N
V8 5.7L 350cid	1978-75	Opt. Service Unit, DR 10SI, CW, 63 Amp, Self Excite 1 Wire Aftermarket Design	DR	63	12	7127-SEN	
V8 5.7L 350cid		w/AC	DR	63	12	7127-3N	7294-3N
V8 5.7L 350cid		w/o AC	DR	63	12	7127-3N	7294-3N
V8 6.6L 400cid		Opt. Service Unit, DR 10SI, CW, 63 Amp, Self Excite 1 Wire Aftermarket Design	DR	63	12	7127-SEN	
V8 6.6L 400cid		w/AC	DR	63	12	7127-3N	7294-3N
V8 6.6L 400cid		w/o AC	DR	63	12	7127-3N	7294-3N
V8 7.4L 454cid	1976-75	Opt. Service Unit, DR 10SI, CW, 63 Amp, Self Excite 1 Wire Aftermarket Design	DR	63	12	7127-SEN	

ALTERNATORS

ALTERNATORS AND GENERATORS

ENGINE	YEAR	APPLICATION	Mfg	Amp	Volt	PART NO.	OPT. NO.
GMC (Cont'd)							
G25 (Cont'd)							
V8 7.4L 454cid	1976-75	w/AC	DR	63	12	7127-3N	7294-3N
V8 7.4L 454cid		w/o AC	DR	63	12	7127-3N	7294-3N
G25/G2500 Van							
L6 3.8L 230cid	1969-67	Std. Unit	DR	63	12	7122N	
L6 4.1L 250cid	1974-73	w/AC	DR	63	12	7127-9N	7294-9N
L6 4.1L 250cid		w/o AC	DR	63	12	7127-9N	7294-9N
L6 4.1L 250cid	1971-69	Std. Unit	DR	63	12	7122N	
L6 4.1L 250cid	1968-67	Std. Unit	DR	63	12	7122N	
L6 4.1L 250cid	1972	w/AC	DR	63	12	7122N	
L6 4.1L 250cid		w/o AC	DR	63	12	7122N	
L6 4.1L 4098cc 250cid	1974-73	w/AC	DR	63	12	7127-9N	7294-9N
L6 4.1L 4098cc 250cid		w/o AC	DR	63	12	7127-9N	7294-9N
L6 4.1L 4098cc 250cid	1972	w/AC	DR	63	12	7122N	
L6 4.1L 4098cc 250cid		w/o AC	DR	63	12	7122N	
L6 4.1L 4098cc 250cid	1967	Std. Unit	DR	63	12	7122N	
L6 4.8L 292cid	1974	w/AC	DR	63	12	7127-9N	7294-9N
L6 4.8L 292cid		w/o AC	DR	63	12	7127-9N	7294-9N
L6 4.8L 4786cc 292cid		w/AC	DR	63	12	7127-9N	7294-9N
L6 4.8L 4786cc 292cid		w/o AC	DR	63	12	7127-9N	7294-9N
V8 4.6L 283cid	1967	Std. Unit	DR	63	12	7122N	
V8 5.0L 307cid	1971-69	Std. Unit	DR	63	12	7122N	
V8 5.0L 307cid	1973	Opt. Service Unit, DR 10SI, CW, 63 Amp, Self Excite 1 Wire Aftermarket Design	DR	63	12	7127-SEN	
V8 5.0L 307cid		w/AC	DR	63	12	7127-3N	7294-3N
V8 5.0L 307cid		w/o AC	DR	63	12	7127-3N	7294-3N
V8 5.0L 307cid	1972	w/AC	DR	63	12	7122N	
V8 5.0L 307cid		w/o AC	DR	63	12	7122N	
V8 5.0L 307cid	1968	Std. Unit	DR	63	12	7122N	
V8 5.4L 327cid	1967	Std. Unit	DR	63	12	7122N	
V8 5.7L 350cid	1974-73	Opt. Service Unit, DR 10SI, CW, 63 Amp, Self Excite 1 Wire Aftermarket Design	DR	63	12	7127-SEN	
V8 5.7L 350cid		w/AC	DR	63	12	7127-3N	7294-3N
V8 5.7L 350cid		w/o AC	DR	63	12	7127-3N	7294-3N
V8 5.7L 350cid	1971-70	Std. Unit	DR	63	12	7122N	
V8 5.7L 350cid	1972	w/AC	DR	63	12	7122N	
V8 5.7L 350cid		w/o AC	DR	63	12	7122N	
V8 5.7L 5737cc 350cid	1974	Opt. Service Unit, DR 10SI, CW, 63 Amp, Self Excite 1 Wire Aftermarket Design	DR	63	12	7127-SEN	
V8 5.7L 5737cc 350cid		w/AC	DR	63	12	7127-3N	7294-3N
V8 5.7L 5737cc 350cid		w/o AC	DR	63	12	7127-3N	7294-3N
G2500							
L6 4.1L 250cid	1984-83	Std. w/AC	DR	94	12	7294-9N	
L6 4.1L 250cid		Std. w/o AC	DR	63	12	7127-9N	7294-9N
L6 4.1L 250cid	1982-79	w/AC	DR	63	12	7127-9N	7294-9N
L6 4.1L 250cid		w/o AC	DR	63	12	7127-9N	7294-9N
L6 4.1L 250cid	1984	Opt. HD, 108 Amp, 12:00 Plug Position	DR	120	12	7287-12N	
V6 4.3L 262cid	1995-93	Opt. 105 Amp	DR	100-105	12	8165-3N	
V6 4.3L 262cid		Std. 100 Amp	DR	100-105	12	8165-3N	
V6 4.3L 262cid	1990-88	100 Amp, 6-Groove Pulley	DR	100-105	12	7861-11N-6G	
V6 4.3L 262cid		85 Amp, 4-Groove Pulley	DR	100-105	12	7861-11N-4G	
V6 4.3L 262cid	1991	Opt. w/AC, 105 Amp, 6-Groove Pulley	DR	100-105	12	7861-11N-6G	
V6 4.3L 262cid		Opt. w/o AC, 105 Amp, 4-Groove Pulley	DR	100-105	12	7861-11N-4G	
V6 4.3L 262cid		Std. w/AC, 100 Amp, 6-Groove Pulley	DR	100-105	12	7861-11N-6G	
V6 4.3L 262cid		Std. w/o AC, 85 Amp, 4-Groove Pulley	DR	100-105	12	7861-11N-4G	
V6 4.3L 262cid	1987	Opt. Service Unit, DR 12SI, CW, 94 Amp, Self Excite 1 Wire Aftermarket Design	DR	94	12	7294-SEN	
V6 4.3L 262cid		w/2-Pin Alt Plug, Opt. 94 Amp	DR	94	12	7294-12N	
V6 4.3L 262cid		w/2-Pin Alt Plug, Std. 66 Amp	DR	94	12	7294-12N	
V6 4.3L 262cid		w/4-Pin Alt Plug, Opt. 100 Amp, 6-Groove Pulley	DR	100-105	12	7861-11N-6G	
V6 4.3L 262cid		w/4-Pin Alt Plug, Std. 85 Amp, 4-Groove Pulley	DR	100-105	12	7861-11N-4G	
V6 4.3L 262cid	1986	Std. w/AC	DR	94	12	7294-12N	
V6 4.3L 262cid		Std. w/o AC	DR	63	12	7127-12N	7294-12N
V6 4.3L 262cid	1985	Opt. Service Unit, DR 10SI, CW, 63 Amp, Self Excite 1 Wire Aftermarket Design	DR	63	12	7127-SEN	
V6 4.3L 262cid		Std. w/AC	DR	94	12	7294-12N	

ALTERNATORS AND GENERATORS

ENGINE	YEAR	APPLICATION	Mfg	Amp	Volt	PART NO.	OPT. NO.
GMC (Cont'd)							
G2500 (Cont'd)							
V6 4.3L 262cid	1985	Std. w/o AC	DR	63	12	7127-12N	7294-12N
V8 5.0L 305cid	1995-93	Opt. 105 Amp	DR	100-105	12	8165-3N	
V8 5.0L 305cid		Std. 100 Amp	DR	100-105	12	8165-3N	
V8 5.0L 305cid	1991-88	Std. w/AC, 6-Groove Pulley	DR	100-105	12	7861-11N-6G	
V8 5.0L 305cid		Std. w/o AC, 4-Groove Pulley	DR	100-105	12	7861-11N-4G	
V8 5.0L 305cid	1987-83	Opt. Service Unit, DR 12SI, CW, 94 Amp, Self Excite 1 Wire Aftermarket Design	DR	94	12	7294-SEN	
V8 5.0L 305cid		Std. w/AC	DR	94	12	7294-3N	
V8 5.0L 305cid	1985-83	Std. w/o AC	DR	63	12	7127-3N	7294-3N
V8 5.0L 305cid		Opt. Service Unit, DR 10SI, CW, 63 Amp, Self Excite 1 Wire Aftermarket Design	DR	63	12	7127-SEN	
V8 5.0L 305cid	1982-79	w/AC	DR	63	12	7127-3N	7294-3N
V8 5.0L 305cid		w/o AC	DR	63	12	7127-3N	7294-3N
V8 5.0L 305cid	1987	w/2-Pin Alt Plug, 78 Amp	DR	94	12	7294-3N	
V8 5.0L 305cid		w/4-Pin Alt Plug, 100 Amp, 6-Groove Pulley	DR	100-105	12	7861-11N-6G	
V8 5.0L 305cid	1986	w/4-Pin Alt Plug, 85 Amp, 4-Groove Pulley	DR	100-105	12	7861-11N-4G	
V8 5.0L 305cid		Std. w/AC	DR	94	12	7294-9N	
V8 5.0L 305cid	1981	Std. w/o AC	DR	63	12	7127-3N	7294-3N
V8 5.0L 305cid		VIN F, Opt. Service Unit, DR 10SI, CW, 63 Amp, Self Excite 1 Wire Aftermarket Design	DR	63	12	7127-SEN	
V8 5.0L 305cid	1981	VIN F, w/AC	DR	63	12	7127-3N	7294-3N
V8 5.0L 305cid		VIN F, w/o AC	DR	63	12	7127-9N	7294-9N
V8 5.0L 305cid	1981	VIN G, Opt. Service Unit, DR 10SI, CW, 63 Amp, Self Excite 1 Wire Aftermarket Design	DR	63	12	7127-SEN	
V8 5.0L 305cid		VIN G, w/AC	DR	63	12	7127-3N	7294-3N
V8 5.0L 305cid	1981	VIN G, w/o AC	DR	63	12	7127-3N	7294-3N
V8 5.0L 305cid		VIN H, Opt. Service Unit, DR 10SI, CW, 63 Amp, Self Excite 1 Wire Aftermarket Design	DR	63	12	7127-SEN	
V8 5.0L 305cid	1981	VIN H, w/AC	DR	63	12	7127-3N	7294-3N
V8 5.0L 305cid		VIN H, w/o AC	DR	63	12	7127-9N	7294-9N
V8 5.7L 350cid	1995-94	Opt. 105 Amp	DR	100-105	12	8165-3N	
V8 5.7L 350cid		Std. 100 Amp	DR	100-105	12	8165-3N	
V8 5.7L 350cid	1991-89	Opt. w/AC, 105 Amp, 6-Groove Pulley	DR	100-105	12	7861-11N-6G	
V8 5.7L 350cid		Opt. w/o AC, 105 Amp, 4-Groove Pulley	DR	100-105	12	7861-11N-4G	
V8 5.7L 350cid	1988-87	Std. w/AC, 100 Amp, 6-Groove Pulley	DR	100-105	12	7861-11N-6G	
V8 5.7L 350cid		Std. w/o AC, 85 Amp, 4-Groove Pulley	DR	100-105	12	7861-11N-4G	
V8 5.7L 350cid	1988-87	VIN K, Opt. w/AC, 105 Amp, 6-Groove Pulley	DR	100-105	12	7861-11N-6G	
V8 5.7L 350cid		VIN K, Opt. w/o AC, 105 Amp, 4-Groove Pulley	DR	100-105	12	7861-11N-4G	
V8 5.7L 350cid	1988-87	VIN M, w/2-Pin Alt Plug, 78 Amp	DR	94	12	7294-3N	
V8 5.7L 350cid		w/4-Pin Alt Plug, 100 Amp, 6-Groove Pulley	DR	100-105	12	7861-11N-6G	
V8 5.7L 350cid	1985-83	w/4-Pin Alt Plug, 85 Amp, 4-Groove Pulley	DR	100-105	12	7861-11N-4G	
V8 5.7L 350cid		Opt. Service Unit, DR 12SI, CW, 94 Amp, Self Excite 1 Wire Aftermarket Design	DR	94	12	7294-SEN	
V8 5.7L 350cid	1985-83	Std. w/AC	DR	94	12	7294-3N	
V8 5.7L 350cid		Std. w/o AC	DR	63	12	7127-3N	7294-3N
V8 5.7L 350cid	1985-79	Opt. Service Unit, DR 10SI, CW, 63 Amp, Self Excite 1 Wire Aftermarket Design	DR	63	12	7127-SEN	
V8 5.7L 350cid		Std. w/AC	DR	63	12	7127-3N	7294-3N
V8 5.7L 350cid	1982-81	Std. w/o AC	DR	63	12	7127-9N	7294-9N
V8 5.7L 350cid		w/3:00 Alt Plug, Opt. 105 Amp	DR	100-105	12	8165-3N	
V8 5.7L 350cid	1993	w/3:00 Alt Plug, Std. 100 Amp	DR	100-105	12	8165-3N	
V8 5.7L 350cid		w/7:00 Alt Plug, 105 Amp	DR	100-105	12	8165-7N-6G	
V8 5.7L 350cid	1992	Opt HD, w/HD Bearing	DR	100-105	12	8165-3N	
V8 5.7L 350cid		Exc. Ryder, w/AC	DR	94	12	7294-9N	
V8 5.7L 350cid	1986	Exc. Ryder, w/o AC	DR	63	12	7127-3N	7294-3N
V8 5.7L 350cid		Ryder, 100 Amp	DR	100	12	7157MN	
V8 5.7L 350cid	1980	w/Dbt Mtg. Foot (Opt HD)	DR	100	12	7157MN	
V8 5.7L 350cid		w/Sgl Mtg. Foot, w/AC	DR	63	12	7127-3N	7294-3N
V8 5.7L 350cid	1979	w/Sgl Mtg. Foot, w/o AC	DR	63	12	7127-3N	7294-3N
V8 5.7L 350cid		w/AC	DR	63	12	7127-3N	7294-3N
V8 5.7L 350cid	1993-91	w/o AC	DR	63	12	7127-3N	7294-3N
V8 6.2L 379cid		Diesel	DR	105	12	7802-11N-1G	
V8 6.2L 379cid	1990-83	Diesel	DR	94	12	7294-12N	
V8 6.5L 395cid	1995-94	Diesel, w/o Rear AC	DR	100-105	12	8165-7N-6G	
V8 6.5L 395cid		Diesel, w/Rear AC	DR	100-105	12	8165-7N-6G	

ALTERNATORS

ALTERNATORS AND GENERATORS

ENGINE	YEAR	APPLICATION	Mfg	Amp	Volt	PART NO.	OPT. NO.
GMC (Cont'd)							
G2500 (Cont'd)							
V8 6.6L 400cid	1980-79	Opt. Service Unit, DR 10SI, CW, 63 Amp, Self Excite 1 Wire Aftermarket Design	DR	63	12	7127-SEN	
V8 6.6L 400cid		w/AC	DR	63	12	7127-3N	7294-3N
V8 6.6L 400cid		w/o AC	DR	63	12	7127-3N	7294-3N
G35							
L6 4.1L 250cid	1978	w/AC	DR	63	12	7127-9N	7294-9N
L6 4.1L 250cid		w/o AC	DR	63	12	7127-9N	7294-9N
L6 4.8L 292cid	1978-77	w/AC	DR	63	12	7127-9N	7294-9N
L6 4.8L 292cid	1978-76	w/o AC	DR	63	12	7127-9N	7294-9N
L6 4.8L 292cid	1976	Opt. w/o AC	DR	63	12	7127-9N	7294-9N
L6 4.8L 292cid		w/AC	DR	63	12	7127-9N	7294-9N
L6 4.8L 292cid	1975	w/AC	DR	63	12	7127-9N	7294-9N
L6 4.8L 292cid		w/o AC	DR	63	12	7127-9N	7294-9N
V8 5.7L 350cid	1978-75	Opt. Service Unit, DR 10SI, CW, 63 Amp, Self Excite 1 Wire Aftermarket Design	DR	63	12	7127-SEN	
V8 5.7L 350cid		w/AC	DR	63	12	7127-3N	7294-3N
V8 5.7L 350cid		w/o AC	DR	63	12	7127-3N	7294-3N
V8 6.6L 400cid		Opt. Service Unit, DR 10SI, CW, 63 Amp, Self Excite 1 Wire Aftermarket Design	DR	63	12	7127-SEN	
V8 6.6L 400cid		w/AC	DR	63	12	7127-3N	7294-3N
V8 6.6L 400cid		w/o AC	DR	63	12	7127-3N	7294-3N
V8 7.4L 454cid	1976	Opt. Service Unit, DR 10SI, CW, 63 Amp, Self Excite 1 Wire Aftermarket Design	DR	63	12	7127-SEN	
V8 7.4L 454cid		w/AC	DR	63	12	7127-3N	7294-3N
V8 7.4L 454cid		w/o AC	DR	63	12	7127-3N	7294-3N
G35/G3500 Van							
L6 4.1L 250cid	1974-73	w/AC	DR	63	12	7127-9N	7294-9N
L6 4.1L 250cid		w/o AC	DR	63	12	7127-9N	7294-9N
L6 4.1L 250cid	1972	w/AC	DR	63	12	7122N	
L6 4.1L 250cid		w/o AC	DR	63	12	7122N	
L6 4.1L 250cid	1971	Std. Unit	DR	63	12	7122N	
L6 4.1L 4097cc 250cid	1974-73	w/AC	DR	63	12	7127-9N	7294-9N
L6 4.1L 4097cc 250cid		w/o AC	DR	63	12	7127-9N	7294-9N
L6 4.1L 4097cc 250cid	1971-70	Std. Unit	DR	63	12	7122N	
L6 4.1L 4097cc 250cid	1972	w/AC	DR	63	12	7122N	
L6 4.1L 4097cc 250cid		w/o AC	DR	63	12	7122N	
L6 4.1L 4097cc 250cid	1967	Std. Unit	DR	63	12	7122N	
L6 4.1L 4098cc 250cid	1974-73	w/AC	DR	63	12	7127-9N	7294-9N
L6 4.1L 4098cc 250cid		w/o AC	DR	63	12	7127-9N	7294-9N
L6 4.1L 4098cc 250cid	1972	w/AC	DR	63	12	7122N	
L6 4.1L 4098cc 250cid		w/o AC	DR	63	12	7122N	
L6 4.8L 292cid	1974	w/AC	DR	63	12	7127-9N	7294-9N
L6 4.8L 292cid		w/o AC	DR	63	12	7127-9N	7294-9N
L6 4.8L 4786cc 292cid		w/AC	DR	63	12	7127-9N	7294-9N
L6 4.8L 4786cc 292cid		w/o AC	DR	63	12	7127-9N	7294-9N
L6 4.8L 4801cc 292cid		w/AC	DR	63	12	7127-9N	7294-9N
L6 4.8L 4801cc 292cid		w/o AC	DR	63	12	7127-9N	7294-9N
V8 4.6L 4638cc 283cid	1967	Std. Unit	DR	63	12	7122N	
V8 5.0L 5031cc 307cid	1971-70	Std. Unit	DR	63	12	7122N	
V8 5.0L 5031cc 307cid	1973	Opt. Service Unit, DR 10SI, CW, 63 Amp, Self Excite 1 Wire Aftermarket Design	DR	63	12	7127-SEN	
V8 5.0L 5031cc 307cid		w/AC	DR	63	12	7127-3N	7294-3N
V8 5.0L 5031cc 307cid		w/o AC	DR	63	12	7127-3N	7294-3N
V8 5.0L 5031cc 307cid	1972	w/AC	DR	63	12	7122N	
V8 5.0L 5031cc 307cid		w/o AC	DR	63	12	7122N	
V8 5.7L 350cid	1974-73	Opt. Service Unit, DR 10SI, CW, 63 Amp, Self Excite 1 Wire Aftermarket Design	DR	63	12	7127-SEN	
V8 5.7L 350cid		w/AC	DR	63	12	7127-3N	7294-3N
V8 5.7L 350cid		w/o AC	DR	63	12	7127-3N	7294-3N
V8 5.7L 350cid	1972	w/AC	DR	63	12	7122N	
V8 5.7L 350cid		w/o AC	DR	63	12	7122N	
V8 5.7L 350cid	1971	Std. Unit	DR	63	12	7122N	
V8 5.7L 5736cc 350cid	1974-73	Opt. Service Unit, DR 10SI, CW, 63 Amp, Self Excite 1 Wire Aftermarket Design	DR	63	12	7127-SEN	
V8 5.7L 5736cc 350cid		w/AC	DR	63	12	7127-3N	7294-3N

ALTERNATORS AND GENERATORS

ENGINE	YEAR	APPLICATION	Mfg	Amp	Volt	PART NO.	OPT. NO.
GMC (Cont'd)							
G35/G3500 Van (Cont'd)							
V8 5.7L 5736cc 350cid	1974-73	w/o AC	DR	63	12	7127-3N	7294-3N
V8 5.7L 5736cc 350cid	1971-70	Std. Unit	DR	63	12	7122N	
V8 5.7L 5736cc 350cid	1972	w/AC	DR	63	12	7122N	
V8 5.7L 5736cc 350cid		w/o AC	DR	63	12	7122N	
V8 5.7L 5737cc 350cid	1974	Opt. Service Unit, DR 10SI, CW, 63 Amp, Self Excite 1 Wire Aftermarket Design	DR	63	12	7127-SEN	
V8 5.7L 5737cc 350cid		w/AC	DR	63	12	7127-3N	7294-3N
V8 5.7L 5737cc 350cid		w/o AC	DR	63	12	7127-3N	7294-3N
G3500							
L6 4.1L 250cid	1984-83	Std. w/AC	DR	94	12	7294-9N	
L6 4.1L 250cid		Std. w/o AC	DR	63	12	7127-9N	7294-9N
L6 4.1L 250cid	1982-79	w/AC	DR	63	12	7127-9N	7294-9N
L6 4.1L 250cid		w/o AC	DR	63	12	7127-9N	7294-9N
L6 4.1L 250cid	1984	Opt. HD, 108 Amp, 12:00 Plug Position	DR	120	12	7287-12N	
V6 4.3L 262cid	1995-93	Opt. 105 Amp	DR	100-105	12	8165-3N	
V6 4.3L 262cid		Std. 100 Amp	DR	100-105	12	8165-3N	
V6 4.3L 262cid	1990-88	100 Amp, 6-Groove Pulley	DR	100-105	12	7861-11N-6G	
V6 4.3L 262cid		85 Amp, 4-Groove Pulley	DR	100-105	12	7861-11N-4G	
V6 4.3L 262cid	1991	Opt. w/AC, 105 Amp, 6-Groove Pulley	DR	100-105	12	7861-11N-6G	
V6 4.3L 262cid		Opt. w/o AC, 105 Amp, 6-Groove Pulley	DR	100-105	12	7861-11N-4G	
V6 4.3L 262cid		Std. w/AC, 100 Amp, 6-Groove Pulley	DR	100-105	12	7861-11N-6G	
V6 4.3L 262cid		Std. w/o AC, 85 Amp, 4-Groove Pulley	DR	100-105	12	7861-11N-4G	
V6 4.3L 262cid	1987	Opt. Service Unit, DR 12SI, CW, 94 Amp, Self Excite 1 Wire Aftermarket Design	DR	94	12	7294-SEN	
V6 4.3L 262cid		w/2-Pin Alt Plug, Opt. 94 Amp	DR	94	12	7294-12N	
V6 4.3L 262cid		w/2-Pin Alt Plug, Std. 66 Amp	DR	94	12	7294-12N	
V6 4.3L 262cid		w/4-Pin Alt Plug, Opt. 100 Amp, 6-Groove Pulley	DR	100-105	12	7861-11N-6G	
V6 4.3L 262cid		w/4-Pin Alt Plug, Std. 85 Amp, 4-Groove Pulley	DR	100-105	12	7861-11N-4G	
V6 4.3L 262cid	1986	Std. w/AC	DR	94	12	7294-12N	
V6 4.3L 262cid		Std. w/o AC	DR	63	12	7127-12N	7294-12N
V6 4.3L 262cid	1985	Opt. Service Unit, DR 10SI, CW, 63 Amp, Self Excite 1 Wire Aftermarket Design	DR	63	12	7127-SEN	
V6 4.3L 262cid		Std. w/AC	DR	94	12	7294-12N	
V6 4.3L 262cid		Std. w/o AC	DR	63	12	7127-12N	7294-12N
V8 5.0L 305cid	1981	VIN F, Opt. Service Unit, DR 10SI, CW, 63 Amp, Self Excite 1 Wire Aftermarket Design	DR	63	12	7127-SEN	
V8 5.0L 305cid		VIN F, w/AC	DR	63	12	7127-3N	7294-3N
V8 5.0L 305cid		VIN F, w/o AC	DR	63	12	7127-9N	7294-9N
V8 5.0L 305cid		VIN G, Opt. Service Unit, DR 10SI, CW, 63 Amp, Self Excite 1 Wire Aftermarket Design	DR	63	12	7127-SEN	
V8 5.0L 305cid		VIN G, w/AC	DR	63	12	7127-3N	7294-3N
V8 5.0L 305cid		VIN G, w/o AC	DR	63	12	7127-3N	7294-3N
V8 5.0L 305cid		VIN H, Opt. Service Unit, DR 10SI, CW, 63 Amp, Self Excite 1 Wire Aftermarket Design	DR	63	12	7127-SEN	
V8 5.0L 305cid		VIN H, w/AC	DR	63	12	7127-3N	7294-3N
V8 5.0L 305cid		VIN H, w/o AC	DR	63	12	7127-9N	7294-9N
V8 5.7L 350cid	1995-94	Opt. 105 Amp	DR	100-105	12	8165-3N	
V8 5.7L 350cid		Std. 100 Amp	DR	100-105	12	8165-3N	
V8 5.7L 350cid	1991-89	Opt. w/AC, 105 Amp, 6-Groove Pulley	DR	100-105	12	7861-11N-6G	
V8 5.7L 350cid		Opt. w/o AC, 105 Amp, 4-Groove Pulley	DR	100-105	12	7861-11N-4G	
V8 5.7L 350cid		Std. w/AC, 100 Amp, 6-Groove Pulley	DR	100-105	12	7861-11N-6G	
V8 5.7L 350cid		Std. w/o AC, 85 Amp, 4-Groove Pulley	DR	100-105	12	7861-11N-4G	
V8 5.7L 350cid	1988-87	VIN K, Opt. w/AC, 105 Amp, 6-Groove Pulley	DR	100-105	12	7861-11N-6G	
V8 5.7L 350cid		VIN K, Opt. w/o AC, 105 Amp, 4-Groove Pulley	DR	100-105	12	7861-11N-4G	
V8 5.7L 350cid		VIN M, w/2-Pin Alt Plug, 78 Amp	DR	94	12	7294-3N	
V8 5.7L 350cid		w/4-Pin Alt Plug, 100 Amp, 6-Groove Pulley	DR	100-105	12	7861-11N-6G	
V8 5.7L 350cid		w/4-Pin Alt Plug, 85 Amp, 4-Groove Pulley	DR	100-105	12	7861-11N-4G	
V8 5.7L 350cid	1985-83	Opt. Service Unit, DR 12SI, CW, 94 Amp, Self Excite 1 Wire Aftermarket Design	DR	94	12	7294-SEN	
V8 5.7L 350cid		Std. w/AC	DR	94	12	7294-3N	
V8 5.7L 350cid		Std. w/o AC	DR	63	12	7127-3N	7294-3N
V8 5.7L 350cid	1985-79	Opt. Service Unit, DR 10SI, CW, 63 Amp, Self Excite 1 Wire Aftermarket Design	DR	63	12	7127-SEN	
V8 5.7L 350cid	1982-81	Std. w/AC	DR	63	12	7127-3N	7294-3N
V8 5.7L 350cid		Std. w/o AC	DR	63	12	7127-9N	7294-9N

ALTERNATORS

ALTERNATORS AND GENERATORS

ALTERNATORS

ENGINE	YEAR	APPLICATION	Mfg	Amp	Volt	PART NO.	OPT. NO.
GMC (Cont'd)							
G3500 (Cont'd)							
V8 5.7L 350cid	1996	Opt. 105 Amp	DR	100-105	12	8165-3N	
V8 5.7L 350cid		Std. 100 Amp	DR	100-105	12	8165-3N	
V8 5.7L 350cid	1993	w/3:00 Alt Plug, Opt. 105 Amp	DR	100-105	12	8165-3N	
V8 5.7L 350cid		w/3:00 Alt Plug, Std. 100 Amp	DR	100-105	12	8165-3N	
V8 5.7L 350cid		w/7:00 Alt Plug, 105 Amp	DR	100-105	12	8165-7N-6G	
V8 5.7L 350cid	1992	Opt HD, w/HD Bearing	DR	100-105	12	8165-3N	
V8 5.7L 350cid	1986	Exc. Ryder, w/AC	DR	94	12	7294-9N	
V8 5.7L 350cid		Exc. Ryder, w/o AC	DR	63	12	7127-3N	7294-3N
V8 5.7L 350cid		Ryder, 100 Amp	DR	100	12	7157MN	
V8 5.7L 350cid	1980	w/DbI Mtg. Foot (Opt HD)	DR	100	12	7157MN	
V8 5.7L 350cid		w/Sgl Mtg. Foot, w/AC	DR	63	12	7127-3N	7294-3N
V8 5.7L 350cid		w/Sgl Mtg. Foot, w/o AC	DR	63	12	7127-3N	7294-3N
V8 5.7L 350cid	1979	w/AC	DR	63	12	7127-3N	7294-3N
V8 5.7L 350cid		w/o AC	DR	63	12	7127-3N	7294-3N
V8 6.2L 379cid	1993-91	Diesel	DR	105	12	7802-11N-1G	
V8 6.2L 379cid	1990-83	Diesel	DR	94	12	7294-12N	
V8 6.5L 395cid	1995-94	Diesel, w/o Rear AC	DR	100-105	12	8165-7N-6G	
V8 6.5L 395cid		Diesel, w/Rear AC	DR	100-105	12	8165-7N-6G	
V8 6.5L 395cid	1996	w/o Rear AC	DR	100-105	12	8165-7N-6G	
V8 6.5L 395cid		w/Rear AC	DR	100-105	12	8165-7N-6G	
V8 6.6L 400cid	1980-79	Opt. Service Unit, DR 10SI, CW, 63 Amp, Self Excite 1 Wire Aftermarket Design	DR	63	12	7127-SEN	
V8 6.6L 400cid		w/AC	DR	63	12	7127-3N	7294-3N
V8 6.6L 400cid		w/o AC	DR	63	12	7127-3N	7294-3N
V8 7.4L 454cid	1995-93	Opt. 105 Amp	DR	100-105	12	8165-3N	
V8 7.4L 454cid		Std. 100 Amp	DR	100-105	12	8165-3N	
V8 7.4L 454cid	1991-88	Opt. w/AC	DR	100-105	12	7802-3N	
V8 7.4L 454cid		Std. w/AC	DR	100-105	12	7802-3N	
V8 7.4L 454cid		Std. w/o AC	DR	100-105	12	7802-3N	
V8 7.4L 454cid	1996	100 Amp	DR	100-105	12	8165-3N	
V8 7.4L 454cid		105 Amp	DR	100-105	12	8165-3N	
V8 7.4L 454cid	1992	Opt HD, w/HD Bearing	DR	100-105	12	8165-3N	
V8 7.4L 454cid	1990	w/11:00 Alt Plug, 105 Amp	DR	100-105	12	7861-11N-4G	
V8 7.4L 454cid		w/3:00 Alt Plug, Opt. w/AC	DR	100-105	12	7802-3N	
V8 7.4L 454cid		w/3:00 Alt Plug, Std. w/AC	DR	100-105	12	7802-3N	
V8 7.4L 454cid		w/3:00 Alt Plug, Std. w/o AC	DR	100-105	12	7802-3N	
HC9500							
Cummins NHCT-270	1972-71	Std. Unit	DR	75	12	7255N	8066N
Cummins NTC Eng.	1978-71	Std. Unit	DR	75	12	7255N	8066N
Cummins NTC-290	1976-73	Std. Unit	DR	75	12	7255N	8066N
Cummins NTC-335	1974-69	Std. Unit	DR	75	12	7255N	8066N
HC9502							
Cummins NTC-290	1978-77	Std. Unit	DR	75	12	7255N	8066N
HE70							
GM 6.0L (366) V8 Gas	1978-76	w/42 Amp Int. Reg.	DR	63	12	7127-9N	7294-9N
GM 6.0L (366) V8 Gas		w/63 Amp	DR	63	12	7127-9N	7294-9N
GM 6.0L (366) V8 Gas	1975-73	w/42 Amp	DR	63	12	7122N	
GM 6.0L (366) V8 Gas		w/61 Amp	DR	63	12	7122N	
GM 7.0L (427) V8 Gas	1978-76	w/42 Amp Int. Reg.	DR	63	12	7127-9N	7294-9N
GM 7.0L (427) V8 Gas		w/63 Amp	DR	63	12	7127-9N	7294-9N
GM 7.0L (427) V8 Gas	1975-73	w/42 Amp	DR	63	12	7122N	
GM 7.0L (427) V8 Gas		w/61 Amp	DR	63	12	7122N	
GM 7.4L (454) V8 Gas	1978-74	w/42 Amp Int. Reg.	DR	63	12	7127-9N	7294-9N
GM 7.4L (454) V8 Gas		w/63 Amp (Int. Reg.)	DR	63	12	7127-9N	7294-9N
GM 7.4L (454) V8 Gas		w/80 Amp	DR	100	12	7157MN	
GM 7.4L (454) V8 Gas	1975-74	w/37 Amp (Ext. Reg.)	DR	63	12	7122N	
GM 7.4L (454) V8 Gas		w/61 Amp (Int. Reg.)	DR	63	12	7127-9N	7294-9N
HE80							
GM 6.0L (366) V8 Gas	1978-76	w/42 Amp Int. Reg.	DR	63	12	7127-9N	7294-9N
GM 6.0L (366) V8 Gas		w/63 Amp	DR	63	12	7127-9N	7294-9N
GM 6.0L (366) V8 Gas	1975-73	w/42 Amp	DR	63	12	7122N	
GM 6.0L (366) V8 Gas		w/61 Amp	DR	63	12	7122N	
GM 7.0L (427) V8 Gas	1978-76	w/42 Amp Int. Reg.	DR	63	12	7127-9N	7294-9N
GM 7.0L (427) V8 Gas		w/63 Amp	DR	63	12	7127-9N	7294-9N

ALTERNATORS AND GENERATORS

ENGINE	YEAR	APPLICATION	Mfg	Amp	Volt	PART NO.	OPT. NO.
GMC (Cont'd)							
HE80 (Cont'd)							
GM 7.0L (427) V8 Gas	1975-73	w/42 Amp	DR	63	12	7122N	
GM 7.0L (427) V8 Gas		w/61 Amp	DR	63	12	7122N	
GM 7.4L (454) V8 Gas	1978-74	w/42 Amp Int. Reg.	DR	63	12	7127-9N	7294-9N
GM 7.4L (454) V8 Gas		w/63 Amp (Int. Reg.)	DR	63	12	7127-9N	7294-9N
GM 7.4L (454) V8 Gas		w/80 Amp	DR	100	12	7157MN	
GM 7.4L (454) V8 Gas	1975-74	w/37 Amp (Ext. Reg.)	DR	63	12	7122N	
GM 7.4L (454) V8 Gas		w/61 Amp (Int. Reg.)	DR	63	12	7127-9N	7294-9N
HG70							
GMC Toro-Flo D-478	1969-67	All Models (Opt.)	DR	63	12	7122N	
GMC Toro-Flo D-478		All Models (Std.)	DR	63	12	7122N	
HH9500							
DD 8V-71 (N, NE, T)	1978-71	Std. Unit	DR	75	12	7255N	8066N
HI9500							
DD 6V-71 (N, NE, T)	1978-76	Standard	DR	80	12	7138N	7850N
DD 6V-71 (N, NE, T)		Std., 27SI / 80 Amp	DR	80	12	7138N	7850N
DD 6V-71 (N, NE, T)	1975-74	Opt., 27SI / 80 Amp	DR	80	12	7138N	7850N
DD 6V-71 (N, NE, T)		Optional	DR	80	12	7138N	7850N
HJ7500							
GMC Toro-Flo DH-637	1972-67	Std. Unit	DR	63	12	7122N	
HJ90							
DD 6V-92 (T, TA, TTA)	1978-77	Std. Unit	DR	75	12	7255N	8066N
HM7500							
GM 6.6L (401) V6 Gas	1972-71	Opt. Unit	DR	63	12	7122N	
GM 6.6L (401) V6 Gas		Std. Unit	DR	63	12	7122N	
GM 7.1L (432) V6 Gas	1974-73	Opt. Unit	DR	63	12	7122N	
GM 7.1L (432) V6 Gas		Std. Unit	DR	63	12	7122N	
GM 7.8L (478) V6 Gas	1973-71	Opt. Unit	DR	63	12	7122N	
GM 7.8L (478) V6 Gas		Std. Unit	DR	63	12	7122N	
HM80							
GM 6.6L (401) V6 Gas	1972-71	Opt. Unit	DR	63	12	7122N	
GM 6.6L (401) V6 Gas		Std. Unit	DR	63	12	7122N	
GM 7.1L (432) V6 Gas	1974-73	Opt. Unit	DR	63	12	7122N	
GM 7.1L (432) V6 Gas		Std. Unit	DR	63	12	7122N	
GM 7.8L (478) V6 Gas	1973-71	Opt. Unit	DR	63	12	7122N	
GM 7.8L (478) V6 Gas		Std. Unit	DR	63	12	7122N	
HN9500							
Cummins NH-230	1974	Standard	DR	80	12	7138N	7850N
Cummins NHC-250		Standard	DR	80	12	7138N	7850N
HV7500							
DD 6V-53	1978-76	Std. Unit	DR	63	12	7127-9N	7294-9N
DD 6V-53	1975-71	Std. Unit	DR	63	12	7122N	
DD 6V-53	1970-66	All Models (Opt.)	DR	63	12	7122N	
DD 6V-53		All Models (Std.)	DR	63	12	7122N	
HY7500							
Caterpillar 3208	1978-77	Standard	DR	80	12	7138N	7850N
J8							
Caterpillar 3208	1988-86	Opt. Delco 30SI / 90 Amp	DR	90	12	7262N	
Caterpillar 3208	1988-84	Std. 80 Amp	DR	80	12	7138N	7850N
Caterpillar 3208	1983-79	Opt. 80 Amp	DR	80	12	7138N	7850N
Caterpillar 3208		w/Air Brakes, 27SI, 65 Amp	DR	80	12	7138N	7850N
Cummins VT-225	1982-81	Opt., 27SI / 80 Amp	DR	80	12	7138N	7850N
Cummins VT-225		w/Air Brakes, 27SI, 65 Amp	DR	80	12	7138N	7850N
J8C Bruin							
Caterpillar 3208	1988-86	Opt. Delco 30SI / 90 Amp	DR	90	12	7262N	
Caterpillar 3208	1988-84	Std. 80 Amp	DR	80	12	7138N	7850N
Caterpillar 3208	1983-79	Opt. 80 Amp	DR	80	12	7138N	7850N
Caterpillar 3208		Std. 80 Amp	DR	80	12	7138N	7850N
Cummins L-10	1989-83	Opt. Delco 30SI / 90 Amp	DR	90	12	7262N	
Cummins L-10		Std. 75 Amp	DR	75	12	7255N	8066N
Cummins NTC Eng.	1989-77	Opt. Delco 30SI / 90 Amp	DR	90	12	7262N	

ALTERNATORS

ALTERNATORS AND GENERATORS

ALTERNATORS

ENGINE	YEAR	APPLICATION	Mfg	Amp	Volt	PART NO.	OPT. NO.
GMC (Cont'd)							
J8C Bruin (Cont'd)							
Cummins NTC Eng.	1989-73	Std. 75 Amp	DR	75	12	7255N	8066N
Cummins NTC Eng.	1983-77	Opt. 80 Amp	DR	80	12	7138N	7850N
DD 6V-53 (N, T)	1986-80	Std. Unit	DR	85	12	7134-9N	
DD 6V-53 (N, T)	1979	Std. Unit	DR	63	12	7127-9N	7294-9N
DD 6V-71 (N, NE, T)	1988-85	Std. Unit	DR	75	12	7255N	8066N
DD 6V-71 (N, NE, T)	1988-79	Opt. Delco 30SI / 90 Amp	DR	90	12	7262N	
DD 6V-71 (N, NE, T)	1984-79	Std., 27SI / 80 Amp	DR	80	12	7138N	7850N
DD 6V-71 (N, NE, T)	1983-79	Opt. Unit	DR	75	12	7255N	8066N
DD 6V-71 (N, NE, T)		Standard	DR	80	12	7138N	7850N
DD 6V-92 (T, TA, TTA)	1988-80	Opt. Delco 30SI / 90 Amp	DR	90	12	7262N	
DD 6V-92 (T, TA, TTA)	1988-79	Std. Unit	DR	75	12	7255N	8066N
DD 6V-92 (T, TA, TTA)	1982-80	Opt. Delco 30SI, w/Trans.	DR	90	12	7256N	
DD 6V-92 (T, TA, TTA)		Optional	DR	80	12	7138N	7850N
DD 8.2L (N, T)	1988-84	Opt. Delco 30SI / 90 Amp	DR	90	12	7262N	
DD 8.2L (N, T)		Std. Unit	DR	75	12	7255N	8066N
DD 8V-71 (N, NE, T)	1986-80	Opt. Delco 30SI / 90 Amp	DR	90	12	7262N	
DD 8V-71 (N, NE, T)	1986-79	Std. Unit	DR	75	12	7255N	8066N
DD 8V-71 (N, NE, T)	1982-80	Optional	DR	80	12	7138N	7850N
DD 8V-92 (T)	1986-83	Opt. Delco 30SI, w/Trans.	DR	90	12	7256N	
DD 8V-92 (T)	1983	Opt. Delco 30SI / 90 Amp	DR	90	12	7262N	
GM 7.0L (427) V8 Gas	1982-80	Opt. 70 Amp	DR	85	12	7134-9N	
GM 7.0L (427) V8 Gas	1982-79	Std. 63 Amp	DR	63	12	7127-9N	7294-9N
GM 7.0L (427) V8 Gas		w/42 Amp Int. Reg.	DR	63	12	7127-9N	7294-9N
J9C Bruin							
Caterpillar 3208	1988-86	Opt. Delco 30SI / 90 Amp	DR	90	12	7262N	
Caterpillar 3208	1988-84	Std. 80 Amp	DR	80	12	7138N	7850N
Caterpillar 3208	1983-79	Opt. 80 Amp	DR	80	12	7138N	7850N
Caterpillar 3208		Std. 80 Amp	DR	80	12	7138N	7850N
Cummins L-10	1989-83	Opt. Delco 30SI / 90 Amp	DR	90	12	7262N	
Cummins L-10		Std. 75 Amp	DR	75	12	7255N	8066N
Cummins NTC Eng.	1989-77	Opt. Delco 30SI / 90 Amp	DR	90	12	7262N	
Cummins NTC Eng.	1989-73	Std. 75 Amp	DR	75	12	7255N	8066N
Cummins NTC Eng.	1983-77	Opt. 80 Amp	DR	80	12	7138N	7850N
Cummins NTC-290	1983-79	Std. Unit	DR	75	12	7255N	8066N
Cummins NTC-290	1982-80	Opt., 27SI / 80 Amp	DR	80	12	7138N	7850N
Cummins NTC-300	1986-84	Std. Unit	DR	75	12	7255N	8066N
Cummins NTC-350	1988-79	Std. Unit	DR	75	12	7255N	8066N
Cummins NTC-350	1982-80	Optional	DR	80	12	7138N	7850N
DD 60 Series	1989-87	Opt. Delco 30SI / 90 Amp	DR	90	12	7262N	
DD 60 Series		Std. Unit	DR	75	12	7255N	8066N
DD 6V-53 (N, T)	1986-80	Std. Unit	DR	85	12	7134-9N	
DD 6V-53 (N, T)	1979	Std. Unit	DR	63	12	7127-9N	7294-9N
DD 6V-71 (N, NE, T)	1988-79	Delco 25SI	DR	75	12	7255N	8066N
DD 6V-71 (N, NE, T)		Opt. Delco 30SI / 90 Amp	DR	90	12	7262N	
DD 6V-71 (N, NE, T)	1984-79	Std., 27SI / 80 Amp	DR	80	12	7138N	7850N
DD 6V-71 (N, NE, T)	1983-79	Standard	DR	80	12	7138N	7850N
DD 6V-92 (T, TA, TTA)	1988-80	Opt. Delco 30SI / 90 Amp	DR	90	12	7262N	
DD 6V-92 (T, TA, TTA)	1988-79	Std. Unit	DR	75	12	7255N	8066N
DD 6V-92 (T, TA, TTA)	1982-80	Opt. Delco 30SI, w/Trans.	DR	90	12	7256N	
DD 6V-92 (T, TA, TTA)		Optional	DR	80	12	7138N	7850N
DD 8.2L (N, T)	1988-84	Opt. Delco 30SI / 90 Amp	DR	90	12	7262N	
DD 8.2L (N, T)		Std. Unit	DR	75	12	7255N	8066N
DD 8V-71 (N, NE, T)	1986-80	Opt. Delco 30SI / 90 Amp	DR	90	12	7262N	
DD 8V-71 (N, NE, T)	1986-79	Std. Unit	DR	75	12	7255N	8066N
DD 8V-71 (N, NE, T)	1982-80	Optional	DR	80	12	7138N	7850N
DD 8V-92 (T)	1986-83	Opt. Delco 30SI, w/Trans.	DR	90	12	7256N	
DD 8V-92 (T)		Std. Unit	DR	90	12	7262N	
GM 7.0L (427) V8 Gas	1982-80	Opt. 70 Amp	DR	85	12	7134-9N	
GM 7.0L (427) V8 Gas	1982-79	Std. 63 Amp	DR	63	12	7127-9N	7294-9N
GM 7.0L (427) V8 Gas		w/42 Amp Int. Reg.	DR	63	12	7127-9N	7294-9N
JB9500							
Cummins V8-903	1974-72	Std. Unit	DR	75	12	7255N	8066N
JC9500							
Cummins NHCT-270	1972-71	Std. Unit	DR	75	12	7255N	8066N

ALTERNATORS AND GENERATORS

ENGINE	YEAR	APPLICATION	Mfg	Amp	Volt	PART NO.	OPT. NO.
GMC (Cont'd)							
JC9500 (Cont'd)							
Cummins NTC Eng.	1978-71	Std. Unit	DR	75	12	7255N	8066N
Cummins NTC-290	1976-73	Std. Unit	DR	75	12	7255N	8066N
Cummins NTC-335	1974-69	Std. Unit	DR	75	12	7255N	8066N
JC9502							
Cummins NTC-290	1978-77	Std. Unit	DR	75	12	7255N	8066N
JE70							
GM 6.0L (366) V8 Gas	1978-76	w/42 Amp Int. Reg.	DR	63	12	7127-9N	7294-9N
GM 6.0L (366) V8 Gas		w/63 Amp	DR	63	12	7127-9N	7294-9N
GM 6.0L (366) V8 Gas	1975-73	w/42 Amp	DR	63	12	7122N	
GM 6.0L (366) V8 Gas		w/61 Amp	DR	63	12	7122N	
GM 7.0L (427) V8 Gas	1978-76	w/42 Amp Int. Reg.	DR	63	12	7127-9N	7294-9N
GM 7.0L (427) V8 Gas		w/63 Amp	DR	63	12	7127-9N	7294-9N
GM 7.0L (427) V8 Gas	1975-73	w/42 Amp	DR	63	12	7122N	
GM 7.0L (427) V8 Gas		w/61 Amp	DR	63	12	7122N	
GM 7.4L (454) V8 Gas	1978-74	w/42 Amp Int. Reg.	DR	63	12	7127-9N	7294-9N
GM 7.4L (454) V8 Gas		w/63 Amp (Int. Reg.)	DR	63	12	7127-9N	7294-9N
GM 7.4L (454) V8 Gas		w/80 Amp	DR	100	12	7157MN	
GM 7.4L (454) V8 Gas	1975-74	w/37 Amp (Ext. Reg.)	DR	63	12	7122N	
GM 7.4L (454) V8 Gas		w/61 Amp (Int. Reg.)	DR	63	12	7127-9N	7294-9N
JE80							
GM 6.0L (366) V8 Gas	1978-76	w/42 Amp Int. Reg.	DR	63	12	7127-9N	7294-9N
GM 6.0L (366) V8 Gas		w/63 Amp	DR	63	12	7127-9N	7294-9N
GM 6.0L (366) V8 Gas	1975-73	w/42 Amp	DR	63	12	7122N	
GM 7.0L (427) V8 Gas	1978-76	w/42 Amp Int. Reg.	DR	63	12	7127-9N	7294-9N
GM 7.0L (427) V8 Gas		w/63 Amp	DR	63	12	7127-9N	7294-9N
GM 7.0L (427) V8 Gas	1975-73	w/42 Amp	DR	63	12	7122N	
GM 7.0L (427) V8 Gas		w/61 Amp	DR	63	12	7122N	
GM 7.4L (454) V8 Gas	1978-74	w/42 Amp Int. Reg.	DR	63	12	7127-9N	7294-9N
GM 7.4L (454) V8 Gas		w/63 Amp (Int. Reg.)	DR	63	12	7127-9N	7294-9N
GM 7.4L (454) V8 Gas		w/80 Amp	DR	100	12	7157MN	
GM 7.4L (454) V8 Gas	1975-74	w/37 Amp (Ext. Reg.)	DR	63	12	7122N	
GM 7.4L (454) V8 Gas		w/61 Amp (Int. Reg.)	DR	63	12	7127-9N	7294-9N
JG70							
GMC Toro-Flo D-478	1969-67	All Models (Opt.)	DR	63	12	7122N	
GMC Toro-Flo D-478		All Models (Std.)	DR	63	12	7122N	
JH9500							
DD 8V-71 (N, NE, T)	1978-71	Std. Unit	DR	75	12	7255N	8066N
JI9500							
DD 6V-71 (N, NE, T)	1978-77	Std., 27SI / 80 Amp	DR	80	12	7138N	7850N
DD 6V-71 (N, NE, T)	1978-76	Standard	DR	80	12	7138N	7850N
DD 6V-71 (N, NE, T)	1975-74	Optional	DR	80	12	7138N	7850N
DD 6V-71 (N, NE, T)	1976	Standard	DR	80	12	7138N	7850N
JJ7500							
GMC Toro-Flo DH-637	1972-67	Std. Unit	DR	63	12	7122N	
JJ9500							
DD 6V-92 (T, TA, TTA)	1978-77	Std. Unit	DR	75	12	7255N	8066N
JJ9502							
DD 6V-92 (T, TA, TTA)	1978-77	Std. Unit	DR	75	12	7255N	8066N
JM7500							
GM 6.6L (401) V6 Gas	1972-71	Opt. Unit	DR	63	12	7122N	
GM 6.6L (401) V6 Gas		Std. Unit	DR	63	12	7122N	
GM 7.1L (432) V6 Gas	1974-73	Opt. Unit	DR	63	12	7122N	
GM 7.1L (432) V6 Gas		Std. Unit	DR	63	12	7122N	
GM 7.8L (478) V6 Gas	1973-71	Opt. Unit	DR	63	12	7122N	
GM 7.8L (478) V6 Gas		Std. Unit	DR	63	12	7122N	
JM80							
GM 6.6L (401) V6 Gas	1972-71	Opt. Unit	DR	63	12	7122N	
GM 6.6L (401) V6 Gas		Std. Unit	DR	63	12	7122N	
GM 7.1L (432) V6 Gas	1974-73	Opt. Unit	DR	63	12	7122N	
GM 7.1L (432) V6 Gas		Std. Unit	DR	63	12	7122N	

ALTERNATORS

ALTERNATORS AND GENERATORS

ENGINE	YEAR	APPLICATION	Mfg	Amp	Volt	PART NO.	OPT. NO.
GMC (Cont'd)							
JM80 (Cont'd)							
GM 7.8L (478) V6 Gas	1973-71	Opt. Unit	DR	63	12	7122N	
GM 7.8L (478) V6 Gas		Std. Unit	DR	63	12	7122N	
JN9500							
Cummins NH-230	1974	Standard	DR	80	12	7138N	7850N
Cummins NHC-250		Standard	DR	80	12	7138N	7850N
JV7500							
DD 6V-53	1978-76	Std. Unit	DR	63	12	7127-9N	7294-9N
DD 6V-53	1975-71	Std. Unit	DR	63	12	7122N	
DD 6V-53	1970-66	All Models (Opt.)	DR	63	12	7122N	
DD 6V-53		All Models (Std.)	DR	63	12	7122N	
JV8500							
DD 6V-53	1978-76	Std. Unit	DR	63	12	7127-9N	7294-9N
DD 6V-53	1975-72	Std. Unit	DR	63	12	7122N	
DD 6V-53	1970-66	All Models (Opt.)	DR	63	12	7122N	
DD 6V-53		All Models (Std.)	DR	63	12	7122N	
JY7500							
Caterpillar 3208	1978-77	Standard	DR	80	12	7138N	7850N
K25							
L6 4.1L 250cid	1978-75	w/AC	DR	63	12	7127-9N	7294-9N
L6 4.1L 250cid		w/o AC	DR	63	12	7127-9N	7294-9N
L6 4.8L 292cid	1978-76	w/AC	DR	63	12	7127-9N	7294-9N
L6 4.8L 292cid		w/o AC	DR	63	12	7127-9N	7294-9N
L6 4.8L 292cid	1975	w/AC	DR	63	12	7127-9N	7294-9N
L6 4.8L 292cid		w/o AC	DR	63	12	7127-9N	7294-9N
V8 5.0L 305cid	1978-77	Opt. Service Unit, DR 10SI, CW, 63 Amp, Self Excite 1 Wire Aftermarket Design	DR	63	12	7127-SEN	
V8 5.0L 305cid		w/AC	DR	63	12	7127-3N	7294-3N
V8 5.0L 305cid		w/o AC	DR	63	12	7127-3N	7294-3N
V8 5.7L 350cid	1978-75	Opt. Service Unit, DR 10SI, CW, 63 Amp, Self Excite 1 Wire Aftermarket Design	DR	63	12	7127-SEN	
V8 5.7L 350cid		w/AC	DR	63	12	7127-3N	7294-3N
V8 5.7L 350cid		w/o AC	DR	63	12	7127-3N	7294-3N
V8 6.6L 400cid		Opt. Service Unit, DR 10SI, CW, 63 Amp, Self Excite 1 Wire Aftermarket Design	DR	63	12	7127-SEN	
V8 6.6L 400cid		w/AC	DR	63	12	7127-3N	7294-3N
V8 6.6L 400cid		w/o AC	DR	63	12	7127-3N	7294-3N
V8 7.4L 454cid	1978-76	Opt. Service Unit, DR 10SI, CW, 63 Amp, Self Excite 1 Wire Aftermarket Design	DR	63	12	7127-SEN	
V8 7.4L 454cid		w/AC	DR	63	12	7127-3N	7294-3N
V8 7.4L 454cid		w/o AC	DR	63	12	7127-3N	7294-3N
K25 Pickup							
L6 4.1L 4097cc 250cid	1966	Std. Unit	DR	63	12	7122N	
L6 4.8L 4801cc 292cid		Std. Unit	DR	63	12	7122N	
V8 4.6L 4638cc 283cid		Std. Unit	DR	63	12	7122N	
K25 Suburban							
L6 4.8L 292cid	1978-76	w/AC	DR	63	12	7127-9N	7294-9N
L6 4.8L 292cid		w/o AC	DR	63	12	7127-9N	7294-9N
L6 4.8L 292cid	1975	w/AC	DR	63	12	7127-9N	7294-9N
L6 4.8L 292cid		w/o AC	DR	63	12	7127-9N	7294-9N
V8 5.0L 305cid	1978-77	Opt. Service Unit, DR 10SI, CW, 63 Amp, Self Excite 1 Wire Aftermarket Design	DR	63	12	7127-SEN	
V8 5.0L 305cid		w/AC	DR	63	12	7127-3N	7294-3N
V8 5.0L 305cid		w/o AC	DR	63	12	7127-3N	7294-3N
V8 5.7L 350cid	1978-75	Opt. Service Unit, DR 10SI, CW, 63 Amp, Self Excite 1 Wire Aftermarket Design	DR	63	12	7127-SEN	
V8 5.7L 350cid		w/AC	DR	63	12	7127-3N	7294-3N
V8 5.7L 350cid		w/o AC	DR	63	12	7127-3N	7294-3N
V8 6.6L 400cid		Opt. Service Unit, DR 10SI, CW, 63 Amp, Self Excite 1 Wire Aftermarket Design	DR	63	12	7127-SEN	
V8 6.6L 400cid		w/AC	DR	63	12	7127-3N	7294-3N
V8 6.6L 400cid		w/o AC	DR	63	12	7127-3N	7294-3N

ALTERNATORS AND GENERATORS

ENGINE	YEAR	APPLICATION	Mfg	Amp	Volt	PART NO.	OPT. NO.
GMC (Cont'd)							
K25 Suburban (Cont'd)							
V8 7.4L 454cid	1977-76	Opt. Service Unit, DR 10SI, CW, 63 Amp, Self Excite 1 Wire					
		Aftermarket Design	DR	63	12	7127-SEN	
V8 7.4L 454cid		w/AC	DR	63	12	7127-3N	7294-3N
V8 7.4L 454cid		w/o AC	DR	63	12	7127-3N	7294-3N
K25/K2500 Pickup							
L6 4.1L 250cid	1974-73	w/AC	DR	63	12	7127-9N	7294-9N
L6 4.1L 250cid		w/o AC	DR	63	12	7127-9N	7294-9N
L6 4.1L 250cid	1971-69	Std. Unit	DR	63	12	7122N	
L6 4.1L 250cid	1972	w/AC	DR	63	12	7122N	
L6 4.1L 250cid		w/o AC	DR	63	12	7122N	
L6 4.1L 250cid	1968	Std. Unit	DR	63	12	7122N	
L6 4.1L 4097cc 250cid	1974-73	w/AC	DR	63	12	7127-9N	7294-9N
L6 4.1L 4097cc 250cid		w/o AC	DR	63	12	7127-9N	7294-9N
L6 4.1L 4097cc 250cid	1971-69	Std. Unit	DR	63	12	7122N	
L6 4.1L 4097cc 250cid	1968-67	Std. Unit	DR	63	12	7122N	
L6 4.1L 4097cc 250cid	1972	w/AC	DR	63	12	7122N	
L6 4.1L 4097cc 250cid		w/o AC	DR	63	12	7122N	
L6 4.1L 4098cc 250cid	1974-73	w/AC	DR	63	12	7127-9N	7294-9N
L6 4.1L 4098cc 250cid		w/o AC	DR	63	12	7127-9N	7294-9N
L6 4.1L 4098cc 250cid	1972	w/AC	DR	63	12	7122N	
L6 4.1L 4098cc 250cid		w/o AC	DR	63	12	7122N	
L6 4.1L 4098cc 250cid	1967	Std. Unit	DR	63	12	7122N	
L6 4.8L 292cid	1974-73	w/AC	DR	63	12	7127-9N	7294-9N
L6 4.8L 292cid		w/o AC	DR	63	12	7127-9N	7294-9N
L6 4.8L 292cid	1971-70	Std. Unit	DR	63	12	7122N	
L6 4.8L 292cid	1972	w/AC	DR	63	12	7122N	
L6 4.8L 292cid		w/o AC	DR	63	12	7122N	
L6 4.8L 292cid	1968	Std. Unit	DR	63	12	7122N	
L6 4.8L 4786cc 292cid	1974-73	w/AC	DR	63	12	7127-9N	7294-9N
L6 4.8L 4786cc 292cid		w/o AC	DR	63	12	7127-9N	7294-9N
L6 4.8L 4801cc 292cid		w/AC	DR	63	12	7127-9N	7294-9N
L6 4.8L 4801cc 292cid		w/o AC	DR	63	12	7127-9N	7294-9N
L6 4.8L 4801cc 292cid	1971-69	Std. Unit	DR	63	12	7122N	
L6 4.8L 4801cc 292cid	1968-67	Std. Unit	DR	63	12	7122N	
L6 4.8L 4801cc 292cid	1972	w/AC	DR	63	12	7122N	
L6 4.8L 4801cc 292cid		w/o AC	DR	63	12	7122N	
L6 4.8L 4801cc 292cid	1967	Std. Unit	DR	63	12	7122N	
V8 4.6L 4638cc 283cid	1967	Std. Unit	DR	63	12	7122N	
V8 5.0L 307cid	1971-69	Std. Unit	DR	63	12	7122N	
V8 5.0L 307cid	1972	w/AC	DR	63	12	7122N	
V8 5.0L 307cid		w/o AC	DR	63	12	7122N	
V8 5.0L 307cid	1968	Std. Unit	DR	63	12	7122N	
V8 5.0L 5031cc 307cid	1971-69	Std. Unit	DR	63	12	7122N	
V8 5.0L 5031cc 307cid	1973	w/AC	DR	63	12	7127-9N	7294-9N
V8 5.0L 5031cc 307cid		w/o AC	DR	63	12	7127-9N	7294-9N
V8 5.0L 5031cc 307cid	1972	w/AC	DR	63	12	7122N	
V8 5.0L 5031cc 307cid		w/o AC	DR	63	12	7122N	
V8 5.0L 5031cc 307cid	1968	Std. Unit	DR	63	12	7122N	
V8 5.4L 327cid		Std. Unit	DR	63	12	7122N	
V8 5.7L 350cid	1974-73	Opt. Service Unit, DR 10SI, CW, 63 Amp, Self Excite 1 Wire					
		Aftermarket Design	DR	63	12	7127-SEN	
V8 5.7L 350cid		w/AC	DR	63	12	7127-3N	7294-3N
V8 5.7L 350cid		w/o AC	DR	63	12	7127-3N	7294-3N
V8 5.7L 350cid	1971-69	Std. Unit	DR	63	12	7122N	
V8 5.7L 350cid	1972	w/AC	DR	63	12	7122N	
V8 5.7L 350cid		w/o AC	DR	63	12	7122N	
V8 5.7L 5736cc 350cid	1974-73	Opt. Service Unit, DR 10SI, CW, 63 Amp, Self Excite 1 Wire					
		Aftermarket Design	DR	63	12	7127-SEN	
V8 5.7L 5736cc 350cid		w/AC	DR	63	12	7127-3N	7294-3N
V8 5.7L 5736cc 350cid		w/o AC	DR	63	12	7127-3N	7294-3N
V8 5.7L 5736cc 350cid	1971-69	Std. Unit	DR	63	12	7122N	
V8 5.7L 5736cc 350cid	1972	w/AC	DR	63	12	7122N	
V8 5.7L 5736cc 350cid		w/o AC	DR	63	12	7122N	
V8 5.7L 5737cc 350cid	1974	Opt. Service Unit, DR 10SI, CW, 63 Amp, Self Excite 1 Wire					
		Aftermarket Design	DR	63	12	7127-SEN	
V8 5.7L 5737cc 350cid		w/AC	DR	63	12	7127-3N	7294-3N

ALTERNATORS

ALTERNATORS AND GENERATORS

ENGINE	YEAR	APPLICATION	Mfg	Amp	Volt	PART NO.	OPT. NO.
GMC (Cont'd)							
K25/K2500 Pickup (Cont'd)							
V8 5.7L 5737cc 350cid	1974	w/o AC	DR	63	12	7127-3N	7294-3N
V8 6.5L 396cid	1969-68	Std. Unit	DR	63	12	7122N	
V8 6.5L 6489cc 396cid		Std. Unit	DR	63	12	7122N	
V8 6.6L 6588cc 402cid	1971-70	Std. Unit	DR	63	12	7122N	
V8 6.6L 6588cc 402cid	1972	w/AC	DR	63	12	7122N	
V8 6.6L 6588cc 402cid		w/o AC	DR	63	12	7122N	
V8 7.4L 454cid	1974-73	Opt. Service Unit, DR 10SI, CW, 63 Amp, Self Excite 1 Wire Aftermarket Design	DR	63	12	7127-SEN	
V8 7.4L 454cid		w/AC	DR	63	12	7127-3N	7294-3N
V8 7.4L 454cid		w/o AC	DR	63	12	7127-3N	7294-3N
V8 7.4L 7439cc 454cid		Opt. Service Unit, DR 10SI, CW, 63 Amp, Self Excite 1 Wire Aftermarket Design	DR	63	12	7127-SEN	
V8 7.4L 7439cc 454cid		w/AC	DR	63	12	7127-3N	7294-3N
V8 7.4L 7439cc 454cid		w/o AC	DR	63	12	7127-3N	7294-3N
V8 7.4L 7441cc 454cid		Opt. Service Unit, DR 10SI, CW, 63 Amp, Self Excite 1 Wire Aftermarket Design	DR	63	12	7127-SEN	
V8 7.4L 7441cc 454cid		w/AC	DR	63	12	7127-3N	7294-3N
V8 7.4L 7441cc 454cid		w/o AC	DR	63	12	7127-3N	7294-3N
K25/K2500 Suburban							
L6 4.1L 250cid	1974-73	w/AC	DR	63	12	7127-9N	7294-9N
L6 4.1L 250cid		w/o AC	DR	63	12	7127-9N	7294-9N
L6 4.1L 250cid	1971-69	Std. Unit	DR	63	12	7122N	
L6 4.1L 250cid	1972	w/AC	DR	63	12	7122N	
L6 4.1L 250cid		w/o AC	DR	63	12	7122N	
L6 4.1L 250cid	1968	Std. Unit	DR	63	12	7122N	
L6 4.1L 4097cc 250cid	1974-73	w/AC	DR	63	12	7127-9N	7294-9N
L6 4.1L 4097cc 250cid		w/o AC	DR	63	12	7127-9N	7294-9N
L6 4.1L 4097cc 250cid	1971-69	Std. Unit	DR	63	12	7122N	
L6 4.1L 4097cc 250cid	1972	w/AC	DR	63	12	7122N	
L6 4.1L 4097cc 250cid		w/o AC	DR	63	12	7122N	
L6 4.1L 4097cc 250cid	1968	Std. Unit	DR	63	12	7122N	
L6 4.1L 4098cc 250cid	1974-73	w/AC	DR	63	12	7127-9N	7294-9N
L6 4.1L 4098cc 250cid		w/o AC	DR	63	12	7127-9N	7294-9N
L6 4.1L 4098cc 250cid	1972	w/AC	DR	63	12	7122N	
L6 4.1L 4098cc 250cid		w/o AC	DR	63	12	7122N	
L6 4.1L 4098cc 250cid	1971-69	Std. Unit	DR	63	12	7122N	
L6 4.1L 4098cc 250cid	1974	VIN T, Std. w/AC	DR	63	12	7127-9N	7294-9N
L6 4.1L 4098cc 250cid		VIN T, Std. w/o AC	DR	63	12	7127-9N	7294-9N
L6 4.1L 4098cc 250cid	1973	w/AC	DR	63	12	7127-9N	7294-9N
L6 4.1L 4098cc 250cid		w/o AC	DR	63	12	7127-9N	7294-9N
L6 4.1L 4098cc 250cid	1972	w/AC	DR	63	12	7122N	
L6 4.1L 4098cc 250cid		w/o AC	DR	63	12	7122N	
L6 4.1L 4098cc 250cid	1968	Std. Unit	DR	63	12	7122N	
L6 4.1L 4786cc 292cid	1974	VIN T, Std. w/AC	DR	63	12	7127-9N	7294-9N
L6 4.1L 4786cc 292cid		VIN T, Std. w/o AC	DR	63	12	7127-9N	7294-9N
L6 4.1L 4786cc 292cid	1973	w/AC	DR	63	12	7127-9N	7294-9N
L6 4.1L 4786cc 292cid		w/o AC	DR	63	12	7127-9N	7294-9N
L6 4.1L 4801cc 292cid	1971-69	Std. Unit	DR	63	12	7122N	
L6 4.1L 4801cc 292cid	1974	VIN T, Std. w/AC	DR	63	12	7127-9N	7294-9N
L6 4.1L 4801cc 292cid		VIN T, Std. w/o AC	DR	63	12	7127-9N	7294-9N
L6 4.1L 4801cc 292cid	1973	w/AC	DR	63	12	7127-9N	7294-9N
L6 4.1L 4801cc 292cid		w/o AC	DR	63	12	7127-9N	7294-9N
L6 4.1L 4801cc 292cid	1972	w/AC	DR	63	12	7122N	
L6 4.1L 4801cc 292cid		w/o AC	DR	63	12	7122N	
L6 4.1L 4801cc 292cid	1968	Std. Unit	DR	63	12	7122N	
V8 5.0L 307cid	1971-69	Std. Unit	DR	63	12	7122N	
V8 5.0L 307cid	1973	w/AC	DR	63	12	7127-9N	7294-9N
V8 5.0L 307cid		w/o AC	DR	63	12	7127-9N	7294-9N
V8 5.0L 307cid	1972	w/AC	DR	63	12	7122N	
V8 5.0L 307cid		w/o AC	DR	63	12	7122N	
V8 5.0L 307cid	1968	Std. Unit	DR	63	12	7122N	
V8 5.0L 5031cc 307cid	1971-69	Std. Unit	DR	63	12	7122N	
V8 5.0L 5031cc 307cid	1973	w/AC	DR	63	12	7127-9N	7294-9N
V8 5.0L 5031cc 307cid		w/o AC	DR	63	12	7127-9N	7294-9N
V8 5.0L 5031cc 307cid	1972	w/AC	DR	63	12	7122N	

ALTERNATORS

ALTERNATORS AND GENERATORS

ENGINE	YEAR	APPLICATION	Mfg	Amp	Volt	PART NO.	OPT. NO.
GMC (Cont'd)							
K25/K2500 Suburban (Cont'd)							
V8 5.0L 5031cc 307cid	1972	w/o AC	DR	63	12	7122N	
V8 5.0L 5031cc 307cid	1968	Std. Unit	DR	63	12	7122N	
V8 5.4L 327cid		Std. Unit	DR	63	12	7122N	
V8 5.7L 350cid	1974-73	Opt. Service Unit, DR 10SI, CW, 63 Amp, Self Excite 1 Wire					
		Aftermarket Design	DR	63	12	7127-SEN	
V8 5.7L 350cid		w/AC	DR	63	12	7127-3N	7294-3N
V8 5.7L 350cid		w/o AC	DR	63	12	7127-3N	7294-3N
V8 5.7L 350cid	1971-69	Std. Unit	DR	63	12	7122N	
V8 5.7L 350cid	1972	w/AC	DR	63	12	7122N	
V8 5.7L 350cid		w/o AC	DR	63	12	7122N	
V8 5.7L 5736cc 350cid	1974-73	Opt. Service Unit, DR 10SI, CW, 63 Amp, Self Excite 1 Wire					
		Aftermarket Design	DR	63	12	7127-SEN	
V8 5.7L 5736cc 350cid		w/AC	DR	63	12	7127-3N	7294-3N
V8 5.7L 5736cc 350cid		w/o AC	DR	63	12	7127-3N	7294-3N
V8 5.7L 5736cc 350cid	1971-69	Std. Unit	DR	63	12	7122N	
V8 5.7L 5736cc 350cid	1972	w/AC	DR	63	12	7122N	
V8 5.7L 5736cc 350cid		w/o AC	DR	63	12	7122N	
V8 5.7L 5737cc 350cid	1974	Opt. Service Unit, DR 10SI, CW, 63 Amp, Self Excite 1 Wire					
		Aftermarket Design	DR	63	12	7127-SEN	
V8 5.7L 5737cc 350cid		w/AC	DR	63	12	7127-3N	7294-3N
V8 5.7L 5737cc 350cid		w/o AC	DR	63	12	7127-3N	7294-3N
V8 6.5L 396cid	1968	Std. Unit	DR	63	12	7122N	
V8 6.5L 6489cc 396cid	1969-68	Std. Unit	DR	63	12	7122N	
V8 6.6L 6588cc 402cid	1971-70	Std. Unit	DR	63	12	7122N	
V8 6.6L 6588cc 402cid	1972	w/AC	DR	63	12	7122N	
V8 6.6L 6588cc 402cid		w/o AC	DR	63	12	7122N	
V8 7.4L 454cid	1974	Opt. Service Unit, DR 10SI, CW, 63 Amp, Self Excite 1 Wire					
		Aftermarket Design	DR	63	12	7127-SEN	
V8 7.4L 454cid		w/AC	DR	63	12	7127-3N	7294-3N
V8 7.4L 454cid		w/o AC	DR	63	12	7127-3N	7294-3N
V8 7.4L 7439cc 454cid	1974-73	Opt. Service Unit, DR 10SI, CW, 63 Amp, Self Excite 1 Wire					
		Aftermarket Design	DR	63	12	7127-SEN	
V8 7.4L 7439cc 454cid		w/AC	DR	63	12	7127-3N	7294-3N
V8 7.4L 7439cc 454cid		w/o AC	DR	63	12	7127-3N	7294-3N
K2500							
L6 4.1L 250cid	1980	w/DbI Mtg. Foot (Opt HD)	DR	100	12	7157MN	
L6 4.1L 250cid		w/Sgl Mtg. Foot, w/AC	DR	63	12	7127-9N	7294-9N
L6 4.1L 250cid		w/Sgl Mtg. Foot, w/o AC	DR	63	12	7127-9N	7294-9N
L6 4.8L 292cid	1986-83	Std. w/AC	DR	94	12	7294-9N	
L6 4.8L 292cid		Std. w/o AC	DR	63	12	7127-9N	7294-9N
L6 4.8L 292cid	1982-81	w/AC	DR	63	12	7127-9N	7294-9N
L6 4.8L 292cid	1982-79	w/o AC	DR	63	12	7127-9N	7294-9N
L6 4.8L 292cid	1980	w/DbI Mtg. Foot	DR	100	12	7157MN	
L6 4.8L 292cid		w/Sgl Mtg. Foot, w/AC	DR	63	12	7127-9N	7294-9N
L6 4.8L 292cid		w/Sgl Mtg. Foot, w/o AC	DR	63	12	7127-9N	7294-9N
L6 4.8L 292cid	1979	w/AC	DR	63	12	7127-9N	7294-9N
V6 4.3L 262cid	1995-94	Std. Unit	DR	100-105	12	8165-7N-6G	
V6 4.3L 262cid	1991-90	w/AC	DR	100-105	12	7861-7N-6G	
V6 4.3L 262cid		w/o AC	DR	100-105	12	7861-7N-6G	
V6 4.3L 262cid	1989-88	w/AC	DR	100-105	12	7861-11N-6G	
V6 4.3L 262cid		w/o AC	DR	100-105	12	7861-11N-4G	
V6 4.3L 262cid	1993	Std. Unit	DR	100-105	12	7861-7N-6G	
V6 4.3L 262cid	1992	Opt. 100 Amp	DR	100-105	12	7861-7N-6G	
V6 4.3L 262cid		Std. 85 Amp	DR	100-105	12	7861-7N-6G	
V6 4.3L 262cid	1985	Std. w/AC or HBW	DR	94	12	7294-12N	
V6 4.3L 262cid		Std. w/o AC	DR	63	12	7127-12N	7294-12N
V8 5.0L 305cid	1995-94	Std. 100 Amp	DR	100-105	12	8165-7N-6G	
V8 5.0L 305cid	1995-92	Opt. 124 Amp	DR	124	12	7901-2N	
V8 5.0L 305cid	1995-90	DR CS144, 120 Amp, 5S pulley	DR	120	12	7901-2N-5G	
V8 5.0L 305cid	1991-90	Opt HD	DR	124	12	7901-2N	
V8 5.0L 305cid		Std. w/AC	DR	100-105	12	7861-7N-6G	
V8 5.0L 305cid		Std. w/o AC	DR	100-105	12	7861-7N-6G	
V8 5.0L 305cid	1989-88	Std. w/AC	DR	100-105	12	7861-11N-6G	
V8 5.0L 305cid		Std. w/o AC	DR	100-105	12	7861-11N-4G	
V8 5.0L 305cid	1998	DR CS144, IR/ EF, 124 Amp, Std.	DR	140	12	8219N	

ALTERNATORS

ALTERNATORS AND GENERATORS

ENGINE	YEAR	APPLICATION	Mfg	Amp	Volt	PART NO.	OPT. NO.
GMC (Cont'd)							
K2500 (Cont'd)							
V8 5.0L 305cid	1998	DR CS144, IR/EF, Opt., 140 Amp	DR	140	12	8219N	
V8 5.0L 305cid		Internal Fan, Opt. 105 Amp	DR	105	12	8206N	
V8 5.0L 305cid		Internal Fan, Std. 100 Amp	DR	105	12	8206N	
V8 5.0L 305cid	1993	Std. 100 Amp	DR	100-105	12	7861-7N-6G	
V8 5.0L 305cid	1992	Opt. 100 Amp	DR	100-105	12	7861-7N-6G	
V8 5.0L 305cid		Std. 85 Amp	DR	100-105	12	7861-7N-6G	
V8 5.7L 350cid	2000-96	DR CS144, IR/ EF, 124 Amp, Std.	DR	140	12	8219N	
V8 5.7L 350cid		DR CS144, IR/EF, Opt., 140 Amp	DR	140	12	8219N	
V8 5.7L 350cid		Internal Fan, Opt. 105 Amp	DR	105	12	8206N	
V8 5.7L 350cid		Internal Fan, Std. 100 Amp	DR	105	12	8206N	
V8 5.7L 350cid	1995-94	Opt. 124 Amp	DR	124	12	7901-2N	
V8 5.7L 350cid		Std. 100 Amp	DR	100-105	12	8165-7N-6G	
V8 5.7L 350cid		Std. 105 Amp	DR	100-105	12	8165-7N-6G	
V8 5.7L 350cid	1995-91	DR CS144, 120 Amp, 5S pulley	DR	120	12	7901-2N-5G	
V8 5.7L 350cid	1992-91	Opt HD, 124 Amp	DR	124	12	7901-2N	
V8 5.7L 350cid	1989-88	w/AC, 100 Amp, 6-Groove Pulley	DR	100-105	12	7861-11N-6G	
V8 5.7L 350cid		w/AC, 105 Amp, 6-Groove Pulley	DR	100-105	12	7861-11N-6G	
V8 5.7L 350cid		w/o AC, 85 Amp, 4-Groove Pulley	DR	100-105	12	7861-11N-4G	
V8 5.7L 350cid	1985-83	Opt. Service Unit, DR 12SI, CW, 94 Amp, Self Excite 1 Wire Aftermarket Design	DR	94	12	7294-SEN	
V8 5.7L 350cid		Opt. w/AC	DR	94	12	7294-3N	
V8 5.7L 350cid		Std. w/AC	DR	94	12	7294-3N	
V8 5.7L 350cid		Std. w/o AC	DR	63	12	7127-3N	7294-3N
V8 5.7L 350cid	1985-79	Opt. Service Unit, DR 10SI, CW, 63 Amp, Self Excite 1 Wire Aftermarket Design	DR	63	12	7127-SEN	
V8 5.7L 350cid	1982-81	w/o AC, w/3:00 Alt Plug	DR	63	12	7127-3N	7294-3N
V8 5.7L 350cid		w/o AC, w/9:00 Alt Plug	DR	63	12	7127-9N	7294-9N
V8 5.7L 350cid	1982-79	w/AC	DR	63	12	7127-3N	7294-3N
V8 5.7L 350cid	1993	w/1:00 Alt Plug, 124 Amp	DR	124	12	7901-2N	
V8 5.7L 350cid		w/7:00 Alt Plug, Opt. 105 Amp	DR	100-105	12	8165-7N-6G	
V8 5.7L 350cid		w/7:00 Alt Plug, Std. 100 Amp	DR	100-105	12	7861-7N-6G	
V8 5.7L 350cid	1992	w/AC	DR	100-105	12	7861-7N-6G	
V8 5.7L 350cid		w/o AC, Opt. 100 Amp	DR	100-105	12	7861-7N-6G	
V8 5.7L 350cid		w/o AC, Std. 85 Amp	DR	100-105	12	7861-7N-6G	
V8 5.7L 350cid	1991	w/AC, 100 Amp	DR	100-105	12	7861-7N-6G	
V8 5.7L 350cid		w/AC, 105 Amp	DR	100-105	12	7861-7N-6G	
V8 5.7L 350cid		w/o AC, 85 Amp	DR	100-105	12	7861-7N-6G	
V8 5.7L 350cid	1990	Opt. w/AC, 105 Amp	DR	100-105	12	7861-7N-6G	
V8 5.7L 350cid		Std. w/AC, 100 Amp	DR	100-105	12	7861-7N-6G	
V8 5.7L 350cid		Std. w/o AC, 85 Amp	DR	100-105	12	7861-7N-6G	
V8 5.7L 350cid	1986	VIN L, w/AC	DR	94	12	7294-9N	
V8 5.7L 350cid		VIN L, w/o AC, Opt	DR	94	12	7294-9N	
V8 5.7L 350cid		VIN L, w/o AC, Std	DR	63	12	7127-3N	7294-3N
V8 5.7L 350cid		VIN M, w/AC, 66 Amp	DR	94	12	7294-3N	
V8 5.7L 350cid		VIN M, w/AC, 78 Amp	DR	94	12	7294-3N	
V8 5.7L 350cid		VIN M, w/o AC	DR	63	12	7127-3N	7294-3N
V8 5.7L 350cid	1981	Std. w/AC	DR	63	12	7127-9N	7294-9N
V8 5.7L 350cid	1980	w/DbI Mtg. Foot (Opt HD)	DR	100	12	7157MN	
V8 5.7L 350cid		w/Sgl Mtg. Foot, w/AC	DR	63	12	7127-3N	7294-3N
V8 5.7L 350cid		w/Sgl Mtg. Foot, w/o AC	DR	63	12	7127-3N	7294-3N
V8 5.7L 350cid	1979	w/o AC	DR	63	12	7127-3N	7294-3N
V8 6.2L 379cid	1992-91	Diesel, w/AC, Opt. 105 Amp	DR	100-105	12	7861-11N-6G	
V8 6.2L 379cid	1992-88	Diesel, w/AC, Std. 100 Amp	DR	100-105	12	7861-11N-6G	
V8 6.2L 379cid		Diesel, w/o AC	DR	100-105	12	7861-11N-4G	
V8 6.2L 379cid	1986-83	Diesel, Opt	DR	94	12	7294-12N	
V8 6.2L 379cid		Diesel, Opt. HD, 108 AMP, 9:00 Plug Position	DR	120	12	7287-9N	
V8 6.2L 379cid		Diesel, Std. Unit	DR	94	12	7294-12N	
V8 6.2L 379cid	1993	Diesel, Opt. 105 Amp	DR	100-105	12	8165-11N	
V8 6.2L 379cid		Diesel, Std. 100 Amp	DR	100-105	12	8165-11N	
V8 6.2L 379cid	1982	Diesel, Opt. Service Unit, DR 10SI, CW, 63 Amp, Self Excite 1 Wire Aftermarket Design	DR	63	12	7127-SEN	
V8 6.2L 379cid		Diesel, Std. Unit	DR	63	12	7127-12N	7294-12N
V8 6.5L 395cid	2000-98	Diesel, DR CS144, IR/ EF, 124 Amp, Std.	DR	140	12	8219N	
V8 6.5L 395cid		Diesel, DR CS144, IR/EF, Opt., 140 Amp	DR	140	12	8219N	
V8 6.5L 395cid		Diesel, Internal Fan Alt, Std. 100 Amp, Tapered Collar Pulley	DR	100	12	8227N	8206N
V8 6.5L 395cid	2000-96	Diesel, Internal Fan, Opt. 105 Amp, Std. Pulley	DR	105	12	8206N	

ALTERNATORS

ALTERNATORS AND GENERATORS

ENGINE	YEAR	APPLICATION	Mfg	Amp	Volt	PART NO.	OPT. NO.
GMC (Cont'd)							
K2500 (Cont'd)							
V8 6.5L 395cid	1997-96	Diesel, DR CS144, IR/ EF, 124 Amp	DR	140	12	8219N	
V8 6.5L 395cid		Diesel, Internal Fan Alt, Tapered Collar Pulley, Std. 100 Amp, 2nd Prod	DR	100	12	8227N	8206N
V8 6.5L 395cid	1994-93	Diesel, Opt. 105 Amp, w/11:00 Alt Plug	DR	100-105	12	8165-11N	
V8 6.5L 395cid	1997	Diesel, Internal Fan, Std. 100 Amp	DR	105	12	8206N	
V8 6.5L 395cid	1996	Diesel, Internal Fan, Std. 100 Amp, 1st Prod.	DR	105	12	8206N	
V8 6.5L 395cid	1995	Diesel, Std. 105 Amp	DR	100-105	12	8165-11N	
V8 6.5L 395cid	1994	Diesel, Std. 100 Amp, w/11:00 Alt Plug	DR	100-105	12	8165-11N	
V8 6.5L 395cid		Diesel, Std. 100 Amp, w/7:00 Alt Plug	DR	100-105	12	8165-7N-6G	
V8 6.5L 395cid	1992	Diesel, Std. w/o AC	DR	100-105	12	7861-11N-4G	
V8 6.5L 395cid		Diesel, w/AC, Std. 100 Amp	DR	100-105	12	7861-11N-6G	
V8 6.6L 400cid	1980-79	Opt. Service Unit, DR 10SI, CW, 63 Amp, Self Excite 1 Wire Aftermarket Design	DR	63	12	7127-SEN	
V8 6.6L 400cid	1980	w/DbI Mtg. Foot (Opt HD)	DR	100	12	7157MN	
V8 6.6L 400cid		w/Sgl Mtg. Foot, w/AC	DR	63	12	7127-3N	7294-3N
V8 6.6L 400cid		w/Sgl Mtg. Foot, w/o AC	DR	63	12	7127-3N	7294-3N
V8 6.6L 400cid	1979	w/AC	DR	63	12	7127-3N	7294-3N
V8 6.6L 400cid		w/o AC	DR	63	12	7127-3N	7294-3N
V8 7.4L 454cid	2000-96	DR CS144, IR/ EF, 124 Amp, Std.	DR	140	12	8219N	
V8 7.4L 454cid		DR CS144, IR/EF, Opt., 140 Amp	DR	140	12	8219N	
V8 7.4L 454cid		Internal Fan, Opt. 105 Amp	DR	105	12	8206N	
V8 7.4L 454cid		Internal Fan, Std. 100 Amp	DR	105	12	8206N	
V8 7.4L 454cid	1995-94	Opt. 105 Amp	DR	100-105	12	8165-7N-6G	
V8 7.4L 454cid		Std. 100 Amp	DR	100-105	12	8165-7N-6G	
V8 7.4L 454cid	1992-91	w/AC, Opt. 105 Amp	DR	100-105	12	7802-3N	
V8 7.4L 454cid		w/AC, Std. 100 Amp	DR	100-105	12	7802-3N	
V8 7.4L 454cid	1993	w/11:00 Alt Plug, 1st Production, 124 Amp	DR	124	12	7901-11R	
V8 7.4L 454cid		w/11:00 Alt Plug, 2nd Prod, 124 Amp	DR	124	12	8214-11R	
V8 7.4L 454cid		w/3:00 Alt Plug, Opt. 105 Amp	DR	100-105	12	7802-3N	
V8 7.4L 454cid		w/3:00 Alt Plug, Std. 100 Amp	DR	100-105	12	7802-3N	
V8 7.4L 454cid	1992	Opt HD, 124 Amp	DR	124	12	7901-11R	
V8 7.4L 454cid		w/o AC, 85 Amp	DR	100-105	12	7802-3N	
V8 7.4L 454cid	1991	w/o AC	DR	100-105	12	7802-3N	
K2500 Suburban							
L6 4.8L 292cid	1984-79	w/o AC	DR	63	12	7127-9N	7294-9N
L6 4.8L 292cid	1982-81	w/AC	DR	63	12	7127-9N	7294-9N
L6 4.8L 292cid	1984	w/AC	DR	94	12	7294-9N	
L6 4.8L 292cid	1980	w/DbI Mtg. Foot (Opt HD)	DR	100	12	7157MN	
L6 4.8L 292cid		w/Sgl Mtg. Foot, w/AC	DR	63	12	7127-9N	7294-9N
L6 4.8L 292cid		w/Sgl Mtg. Foot, w/o AC	DR	63	12	7127-9N	7294-9N
L6 4.8L 292cid	1979	w/AC	DR	63	12	7127-9N	7294-9N
V8 5.7L 350cid	1999-96	DR CS144, IR/ EF, 124 Amp, Std.	DR	140	12	8219N	
V8 5.7L 350cid		DR CS144, IR/EF, Opt., 140 Amp	DR	140	12	8219N	
V8 5.7L 350cid		Internal Fan, Opt. 105 Amp	DR	105	12	8206N	
V8 5.7L 350cid		Internal Fan, Std. 100 Amp	DR	105	12	8206N	
V8 5.7L 350cid	1995-94	w/7:00 Alt Plug, Std. 100 Amp	DR	100-105	12	8165-7N-6G	
V8 5.7L 350cid	1995-93	w/1:00 Alt Plug, 124 Amp	DR	124	12	7901-2N	
V8 5.7L 350cid		w/7:00 Alt Plug, Opt. 105 Amp	DR	100-105	12	8165-7N-6G	
V8 5.7L 350cid	1995-92	DR CS144, 120 Amp, 5S pulley	DR	120	12	7901-2N-5G	
V8 5.7L 350cid	1985-83	Opt. Service Unit, DR 12SI, CW, 94 Amp, Self Excite 1 Wire Aftermarket Design	DR	94	12	7294-SEN	
V8 5.7L 350cid		Std. w/AC	DR	94	12	7294-3N	
V8 5.7L 350cid		Std. w/o AC	DR	63	12	7127-3N	7294-3N
V8 5.7L 350cid	1985-79	Opt. Service Unit, DR 10SI, CW, 63 Amp, Self Excite 1 Wire Aftermarket Design	DR	63	12	7127-SEN	
V8 5.7L 350cid	1981-79	w/AC	DR	63	12	7127-3N	7294-3N
V8 5.7L 350cid		w/o AC	DR	63	12	7127-3N	7294-3N
V8 5.7L 350cid	1993	w/7:00 Alt Plug, Std. 100 Amp	DR	100-105	12	7861-7N-6G	
V8 5.7L 350cid	1992	Opt HD, 124 Amp	DR	124	12	7901-2N	
V8 5.7L 350cid		w/AC, 100 Amp	DR	100-105	12	7861-7N-6G	
V8 5.7L 350cid		w/AC, 105 Amp	DR	100-105	12	7861-7N-6G	
V8 5.7L 350cid		w/o AC, 85 Amp	DR	100-105	12	7861-7N-6G	
V8 5.7L 350cid	1986	VIN L, w/AC	DR	94	12	7294-9N	
V8 5.7L 350cid		VIN L, w/o AC, Opt	DR	94	12	7294-9N	
V8 5.7L 350cid		VIN L, w/o AC, Std	DR	63	12	7127-3N	7294-3N

ALTERNATORS

ALTERNATORS AND GENERATORS

ENGINE	YEAR	APPLICATION	Mfg	Amp	Volt	PART NO.	OPT. NO.
GMC (Cont'd)							
K2500 Suburban (Cont'd)							
V8 5.7L 350cid	1986	VIN M, w/AC	DR	94	12	7294-3N	
V8 5.7L 350cid		VIN M, w/o AC, Opt	DR	94	12	7294-3N	
V8 5.7L 350cid		VIN M, w/o AC, Std	DR	63	12	7127-3N	7294-3N
V8 5.7L 350cid	1985	Std. w/HBW	DR	94	12	7294-3N	
V8 5.7L 350cid	1982	Std. w/AC or w/HBW	DR	63	12	7127-3N	7294-3N
V8 5.7L 350cid		Std. w/o AC	DR	63	12	7127-9N	7294-9N
V8 5.7L 350cid	1981	Std. w/AC	DR	63	12	7127-9N	7294-9N
V8 5.7L 350cid	1980	w/Dbl Mtg. Foot (Opt HD)	DR	100	12	7157MN	
V8 5.7L 350cid		w/Sgl Mtg. Foot, w/AC	DR	63	12	7127-3N	7294-3N
V8 5.7L 350cid		w/Sgl Mtg. Foot, w/o AC	DR	63	12	7127-3N	7294-3N
V8 6.2L 379cid	1986-83	Diesel, Opt. 78 Amp	DR	94	12	7294-12N	
V8 6.2L 379cid		Diesel, Opt. HD, 108 AMP, 9:00 Plug Position	DR	120	12	7287-9N	
V8 6.2L 379cid		Diesel, Std. 66 Amp	DR	94	12	7294-12N	
V8 6.2L 379cid	1982	Diesel, Opt. Service Unit, DR 10SI, CW, 63 Amp, Self Excite 1 Wire Aftermarket Design	DR	63	12	7127-SEN	
V8 6.2L 379cid		Diesel, Std. Unit	DR	63	12	7127-12N	7294-12N
V8 6.5L 395cid	1999-98	Diesel, DR CS144, IR/ EF, 124 Amp, Std.	DR	140	12	8219N	
V8 6.5L 395cid		Diesel, DR CS144, IR/EF, Opt., 140 Amp	DR	140	12	8219N	
V8 6.5L 395cid	1999-96	Diesel, Internal Fan Alt, Opt. 105 Amp, Standard Pulley	DR	105	12	8206N	
V8 6.5L 395cid		Diesel, Internal Fan Alt, Std. 100 Amp, Tapered Collar Pulley	DR	100	12	8227N	8206N
V8 6.5L 395cid	1997-96	Diesel, DR CS144, IR/ EF, 124 Amp	DR	140	12	8219N	
V8 6.5L 395cid	1995-94	Diesel, Opt. 105 Amp	DR	100-105	12	8165-11N	
V8 6.5L 395cid		Diesel, Std. 100 Amp	DR	100-105	12	8165-11N	
V8 6.5L 395cid	1997	Diesel, Internal Fan, Std. 100 Amp	DR	105	12	8206N	
V8 6.5L 395cid	1996	Diesel, Internal Fan, Std. 100 Amp, 1st Prod.	DR	105	12	8206N	
V8 6.6L 400cid	1980-79	Opt. Service Unit, DR 10SI, CW, 63 Amp, Self Excite 1 Wire Aftermarket Design	DR	63	12	7127-SEN	
V8 6.6L 400cid	1980	w/Dbl Mtg. Foot (Opt HD)	DR	100	12	7157MN	
V8 6.6L 400cid		w/Sgl Mtg. Foot, w/AC	DR	63	12	7127-3N	7294-3N
V8 6.6L 400cid		w/Sgl Mtg. Foot, w/o AC	DR	63	12	7127-3N	7294-3N
V8 6.6L 400cid	1979	w/AC	DR	63	12	7127-3N	7294-3N
V8 6.6L 400cid		w/o AC	DR	63	12	7127-3N	7294-3N
V8 7.4L 454cid	1999-96	DR CS144, IR/ EF, 124 Amp, Std.	DR	140	12	8219N	
V8 7.4L 454cid		DR CS144, IR/EF, Opt., 140 Amp	DR	140	12	8219N	
V8 7.4L 454cid		Internal Fan, Opt. 105 Amp	DR	105	12	8206N	
V8 7.4L 454cid		Internal Fan, Std. 100 Amp	DR	105	12	8206N	
V8 7.4L 454cid	1995-94	Opt. 105 Amp	DR	100-105	12	8165-7N-6G	
V8 7.4L 454cid		Std. 100 Amp	DR	100-105	12	8165-7N-6G	
V8 7.4L 454cid	1993	w/11:00 Alt Plug, 124 Amp, 2nd Prod	DR	124	12	8214-11R	
V8 7.4L 454cid		w/11:00 Alt Plug, 1st Production, 124 Amp	DR	124	12	7901-11R	
V8 7.4L 454cid		w/3:00 Alt Plug, Opt. 105 Amp	DR	100-105	12	7802-3N	
V8 7.4L 454cid		w/3:00 Alt Plug, Std. 100 Amp	DR	100-105	12	7802-3N	
V8 7.4L 454cid	1992	Opt HD, 124 Amp	DR	124	12	7901-11R	
V8 7.4L 454cid		Opt. w/AC, 105 Amp	DR	100-105	12	7802-3N	
V8 7.4L 454cid		Std. w/AC, 100 Amp	DR	100-105	12	7802-3N	
V8 7.4L 454cid		Std. w/o AC, 85 Amp	DR	100-105	12	7802-3N	
K35							
L6 4.8L 292cid	1978-77	w/AC	DR	63	12	7127-9N	7294-9N
L6 4.8L 292cid		w/o AC	DR	63	12	7127-9N	7294-9N
V8 5.7L 350cid		Opt. Service Unit, DR 10SI, CW, 63 Amp, Self Excite 1 Wire Aftermarket Design	DR	63	12	7127-SEN	
V8 5.7L 350cid		w/AC	DR	63	12	7127-3N	7294-3N
V8 5.7L 350cid		w/o AC	DR	63	12	7127-3N	7294-3N
V8 6.6L 400cid		Opt. Service Unit, DR 10SI, CW, 63 Amp, Self Excite 1 Wire Aftermarket Design	DR	63	12	7127-SEN	
V8 6.6L 400cid		w/AC	DR	63	12	7127-3N	7294-3N
V8 6.6L 400cid		w/o AC	DR	63	12	7127-3N	7294-3N
K35 Pickup							
L6 4.8L 4801cc 292cid	1966	Std. Unit	DR	63	12	7122N	
V8 4.6L 4638cc 283cid		Std. Unit	DR	63	12	7122N	
K35/K3500 Pickup							
L6 4.1L 250cid	1974-73	w/AC	DR	63	12	7127-9N	7294-9N
L6 4.1L 250cid		w/o AC	DR	63	12	7127-9N	7294-9N
L6 4.1L 250cid	1971-69	Std. Unit	DR	63	12	7122N	

ALTERNATORS AND GENERATORS

ENGINE	YEAR	APPLICATION	Mfg	Amp	Volt	PART NO.	OPT. NO.
GMC (Cont'd)							
K35/K3500 Pickup (Cont'd)							
L6 4.1L 250cid	1972	w/AC	DR	63	12	7122N	
L6 4.1L 250cid		w/o AC	DR	63	12	7122N	
L6 4.1L 250cid	1968	Std. Unit	DR	63	12	7122N	
L6 4.1L 4097cc 250cid	1974-73	w/AC	DR	63	12	7127-9N	7294-9N
L6 4.1L 4097cc 250cid		w/o AC	DR	63	12	7127-9N	7294-9N
L6 4.1L 4097cc 250cid	1971-69	Std. Unit	DR	63	12	7122N	
L6 4.1L 4097cc 250cid	1968-67	Std. Unit	DR	63	12	7122N	
L6 4.1L 4097cc 250cid	1972	w/AC	DR	63	12	7122N	
L6 4.1L 4097cc 250cid		w/o AC	DR	63	12	7122N	
L6 4.1L 4098cc 250cid	1974-73	w/AC	DR	63	12	7127-9N	7294-9N
L6 4.1L 4098cc 250cid		w/o AC	DR	63	12	7127-9N	7294-9N
L6 4.1L 4098cc 250cid	1972	w/AC	DR	63	12	7122N	
L6 4.1L 4098cc 250cid		w/o AC	DR	63	12	7122N	
L6 4.8L 292cid	1974-73	w/AC	DR	63	12	7127-9N	7294-9N
L6 4.8L 292cid		w/o AC	DR	63	12	7127-9N	7294-9N
L6 4.8L 292cid	1971-69	Std. Unit	DR	63	12	7122N	
L6 4.8L 292cid	1972	w/AC	DR	63	12	7122N	
L6 4.8L 292cid		w/o AC	DR	63	12	7122N	
L6 4.8L 292cid	1968	Std. Unit	DR	63	12	7122N	
L6 4.8L 4786cc 292cid	1974-73	w/AC	DR	63	12	7127-9N	7294-9N
L6 4.8L 4786cc 292cid		w/o AC	DR	63	12	7127-9N	7294-9N
L6 4.8L 4801cc 292cid		w/AC	DR	63	12	7127-9N	7294-9N
L6 4.8L 4801cc 292cid		w/o AC	DR	63	12	7127-9N	7294-9N
L6 4.8L 4801cc 292cid	1971-69	Std. Unit	DR	63	12	7122N	
L6 4.8L 4801cc 292cid	1968-67	Std. Unit	DR	63	12	7122N	
L6 4.8L 4801cc 292cid	1972	w/AC	DR	63	12	7122N	
L6 4.8L 4801cc 292cid		w/o AC	DR	63	12	7122N	
V8 4.6L 4638cc 283cid	1967	Std. Unit	DR	63	12	7122N	
V8 5.0L 307cid	1971-69	Std. Unit	DR	63	12	7122N	
V8 5.0L 307cid	1973	w/AC	DR	63	12	7127-9N	7294-9N
V8 5.0L 307cid		w/o AC	DR	63	12	7127-9N	7294-9N
V8 5.0L 307cid	1972	w/AC	DR	63	12	7122N	
V8 5.0L 307cid		w/o AC	DR	63	12	7122N	
V8 5.0L 307cid	1968	Std. Unit	DR	63	12	7122N	
V8 5.0L 5031cc 307cid	1971-69	Std. Unit	DR	63	12	7122N	
V8 5.0L 5031cc 307cid	1973	w/AC	DR	63	12	7127-9N	7294-9N
V8 5.0L 5031cc 307cid		w/o AC	DR	63	12	7127-9N	7294-9N
V8 5.0L 5031cc 307cid	1972	w/AC	DR	63	12	7122N	
V8 5.0L 5031cc 307cid		w/o AC	DR	63	12	7122N	
V8 5.0L 5031cc 307cid	1968	Std. Unit	DR	63	12	7122N	
V8 5.4L 327cid		Std. Unit	DR	63	12	7122N	
V8 5.7L 350cid	1974-73	Opt. Service Unit, DR 10SI, CW, 63 Amp, Self Excite 1 Wire Aftermarket Design	DR	63	12	7127-SEN	
V8 5.7L 350cid		w/AC	DR	63	12	7127-3N	7294-3N
V8 5.7L 350cid		w/o AC	DR	63	12	7127-3N	7294-3N
V8 5.7L 350cid	1971-69	Std. Unit	DR	63	12	7122N	
V8 5.7L 350cid	1972	w/AC	DR	63	12	7122N	
V8 5.7L 350cid		w/o AC	DR	63	12	7122N	
V8 5.7L 5736cc 350cid	1974-73	Opt. Service Unit, DR 10SI, CW, 63 Amp, Self Excite 1 Wire Aftermarket Design	DR	63	12	7127-SEN	
V8 5.7L 5736cc 350cid		w/AC	DR	63	12	7127-3N	7294-3N
V8 5.7L 5736cc 350cid		w/o AC	DR	63	12	7127-3N	7294-3N
V8 5.7L 5736cc 350cid	1971-69	Std. Unit	DR	63	12	7122N	
V8 5.7L 5736cc 350cid	1972	w/AC	DR	63	12	7122N	
V8 5.7L 5736cc 350cid		w/o AC	DR	63	12	7122N	
V8 5.7L 5737cc 350cid	1974	Opt. Service Unit, DR 10SI, CW, 63 Amp, Self Excite 1 Wire Aftermarket Design	DR	63	12	7127-SEN	
V8 5.7L 5737cc 350cid		w/AC	DR	63	12	7127-3N	7294-3N
V8 5.7L 5737cc 350cid		w/o AC	DR	63	12	7127-3N	7294-3N
V8 6.5L 396cid	1969-68	Std. Unit	DR	63	12	7122N	
V8 6.5L 6489cc 396cid		Std. Unit	DR	63	12	7122N	
V8 6.6L 402cid	1971-70	Std. Unit	DR	63	12	7122N	
V8 6.6L 6588cc 402cid		Std. Unit	DR	63	12	7122N	
V8 6.6L 6588cc 402cid	1972	w/AC	DR	63	12	7122N	
V8 6.6L 6588cc 402cid		w/o AC	DR	63	12	7122N	

ALTERNATORS

ALTERNATORS AND GENERATORS

ENGINE	YEAR	APPLICATION	Mfg	Amp	Volt	PART NO.	OPT. NO.
GMC (Cont'd)							
K35/K3500 Pickup (Cont'd)							
V8 7.4L 454cid	1974-73	Opt. Service Unit, DR 10SI, CW, 63 Amp, Self Excite 1 Wire Aftermarket Design	DR	63	12	7127-SEN	
V8 7.4L 454cid		w/AC	DR	63	12	7127-3N	7294-3N
V8 7.4L 454cid		w/o AC	DR	63	12	7127-3N	7294-3N
V8 7.4L 7439cc 454cid		Opt. Service Unit, DR 10SI, CW, 63 Amp, Self Excite 1 Wire Aftermarket Design	DR	63	12	7127-SEN	
V8 7.4L 7439cc 454cid		w/AC	DR	63	12	7127-3N	7294-3N
V8 7.4L 7439cc 454cid		w/o AC	DR	63	12	7127-3N	7294-3N
V8 7.4L 7441cc 454cid		Opt. Service Unit, DR 10SI, CW, 63 Amp, Self Excite 1 Wire Aftermarket Design	DR	63	12	7127-SEN	
V8 7.4L 7441cc 454cid		w/AC	DR	63	12	7127-3N	7294-3N
V8 7.4L 7441cc 454cid		w/o AC	DR	63	12	7127-3N	7294-3N
K3500							
L6 4.8L 292cid	1986-83	Std. w/AC	DR	94	12	7294-9N	
L6 4.8L 292cid		Std. w/o AC	DR	63	12	7127-9N	7294-9N
L6 4.8L 292cid	1982-81	w/AC	DR	63	12	7127-9N	7294-9N
L6 4.8L 292cid	1982-79	w/o AC	DR	63	12	7127-9N	7294-9N
L6 4.8L 292cid	1980	w/DbI Mtg. Foot	DR	100	12	7157MN	
L6 4.8L 292cid		w/Sgl Mtg. Foot, w/AC	DR	63	12	7127-9N	7294-9N
L6 4.8L 292cid		w/Sgl Mtg. Foot, w/o AC	DR	63	12	7127-9N	7294-9N
L6 4.8L 292cid	1979	w/AC	DR	63	12	7127-9N	7294-9N
V8 5.7L 350cid	2000-96	DR CS144, IR/ EF, 124 Amp, Std.	DR	140	12	8219N	
V8 5.7L 350cid		DR CS144, IR/EF, Opt., 140 Amp	DR	140	12	8219N	
V8 5.7L 350cid		Internal Fan, Opt. 105 Amp	DR	105	12	8206N	
V8 5.7L 350cid		Internal Fan, Std. 100 Amp	DR	105	12	8206N	
V8 5.7L 350cid	1995-94	Opt. 124 Amp	DR	124	12	7901-2N	
V8 5.7L 350cid		Std. 100 Amp	DR	100-105	12	8165-7N-6G	
V8 5.7L 350cid		Std. 105 Amp	DR	100-105	12	8165-7N-6G	
V8 5.7L 350cid	1995-91	DR CS144, 120 Amp, 5S pulley	DR	120	12	7901-2N-5G	
V8 5.7L 350cid	1992-91	Opt HD, 124 Amp	DR	124	12	7901-2N	
V8 5.7L 350cid	1989-88	w/AC, 100 Amp, 6-Groove Pulley	DR	100-105	12	7861-11N-6G	
V8 5.7L 350cid		w/AC, 105 Amp, 6-Groove Pulley	DR	100-105	12	7861-11N-6G	
V8 5.7L 350cid		w/o AC, 85 Amp, 4-Groove Pulley	DR	100-105	12	7861-11N-4G	
V8 5.7L 350cid	1985-83	Opt. Service Unit, DR 12SI, CW, 94 Amp, Self Excite 1 Wire Aftermarket Design	DR	94	12	7294-SEN	
V8 5.7L 350cid		Opt. w/AC	DR	94	12	7294-3N	
V8 5.7L 350cid		Std. w/AC	DR	94	12	7294-3N	
V8 5.7L 350cid	1985-81	Std. w/o AC	DR	63	12	7127-3N	7294-3N
V8 5.7L 350cid	1985-79	Opt. Service Unit, DR 10SI, CW, 63 Amp, Self Excite 1 Wire Aftermarket Design	DR	63	12	7127-SEN	
V8 5.7L 350cid	1982-81	w/o AC, w/3:00 Alt Plug	DR	63	12	7127-3N	7294-3N
V8 5.7L 350cid		w/o AC, w/9:00 Alt Plug	DR	63	12	7127-9N	7294-9N
V8 5.7L 350cid	1982-79	w/AC	DR	63	12	7127-3N	7294-3N
V8 5.7L 350cid	1993	w/1:00 Alt Plug, 124 Amp	DR	124	12	7901-2N	
V8 5.7L 350cid		w/7:00 Alt Plug, Opt. 105 Amp	DR	100-105	12	8165-7N-6G	
V8 5.7L 350cid		w/7:00 Alt Plug, Std. 100 Amp	DR	100-105	12	7861-7N-6G	
V8 5.7L 350cid	1992	w/AC	DR	100-105	12	7861-7N-6G	
V8 5.7L 350cid		w/o AC, Opt. 100 Amp	DR	100-105	12	7861-7N-6G	
V8 5.7L 350cid		w/o AC, Std. 85 Amp	DR	100-105	12	7861-7N-6G	
V8 5.7L 350cid	1991	w/AC, 100 Amp	DR	100-105	12	7861-7N-6G	
V8 5.7L 350cid		w/AC, 105 Amp	DR	100-105	12	7861-7N-6G	
V8 5.7L 350cid		w/o AC, 85 Amp	DR	100-105	12	7861-7N-6G	
V8 5.7L 350cid	1990	Opt. w/AC, 105 Amp	DR	100-105	12	7861-7N-6G	
V8 5.7L 350cid		Std. w/AC, 100 Amp	DR	100-105	12	7861-7N-6G	
V8 5.7L 350cid		Std. w/o AC, 85 Amp	DR	100-105	12	7861-7N-6G	
V8 5.7L 350cid	1986	VIN L, w/AC	DR	94	12	7294-9N	
V8 5.7L 350cid		VIN L, w/o AC, Opt	DR	94	12	7294-9N	
V8 5.7L 350cid		VIN L, w/o AC, Std	DR	63	12	7127-3N	7294-3N
V8 5.7L 350cid		VIN M, w/AC, 66 Amp	DR	94	12	7294-3N	
V8 5.7L 350cid		VIN M, w/AC, 78 Amp	DR	94	12	7294-3N	
V8 5.7L 350cid		VIN M, w/o AC	DR	63	12	7127-3N	7294-3N
V8 5.7L 350cid	1981	Std. w/AC	DR	63	12	7127-9N	7294-9N
V8 5.7L 350cid	1980	w/DbI Mtg. Foot (Opt HD)	DR	100	12	7157MN	
V8 5.7L 350cid		w/Sgl Mtg. Foot, w/AC	DR	63	12	7127-3N	7294-3N
V8 5.7L 350cid		w/Sgl Mtg. Foot, w/o AC	DR	63	12	7127-3N	7294-3N

ALTERNATORS

ALTERNATORS AND GENERATORS

ENGINE	YEAR	APPLICATION	Mfg	Amp	Volt	PART NO.	OPT. NO.
GMC (Cont'd)							
K3500 (Cont'd)							
V8 5.7L 350cid	1979	w/o AC	DR	63	12	7127-3N	7294-3N
V8 6.2L 379cid	1992-91	Diesel, w/AC, Opt. 105 Amp	DR	100-105	12	7861-11N-6G	
V8 6.2L 379cid	1992-88	Diesel, w/AC, Std. 100 Amp	DR	100-105	12	7861-11N-6G	
V8 6.2L 379cid		Diesel, w/o AC	DR	100-105	12	7861-11N-4G	
V8 6.2L 379cid	1986-83	Diesel, Opt	DR	94	12	7294-12N	
V8 6.2L 379cid		Diesel, Opt. HD, 108 AMP, 9:00 Plug Position	DR	120	12	7287-9N	
V8 6.2L 379cid		Diesel, Std. Unit	DR	94	12	7294-12N	
V8 6.2L 379cid	1993	Diesel, Opt. 105 Amp	DR	100-105	12	8165-11N	
V8 6.2L 379cid		Diesel, Std. 100 Amp	DR	100-105	12	8165-11N	
V8 6.2L 379cid	1982	Diesel, Opt. Service Unit, DR 10SI, CW, 63 Amp, Self Excite 1 Wire Aftermarket Design	DR	63	12	7127-SEN	
V8 6.2L 379cid		Diesel, Std. Unit	DR	63	12	7127-12N	7294-12N
V8 6.5L 395cid	2000-98	Diesel, DR CS144, IR/ EF, 124 Amp, Std.	DR	140	12	8219N	
V8 6.5L 395cid		Diesel, DR CS144, IR/EF, Opt., 140 Amp	DR	140	12	8219N	
V8 6.5L 395cid		Diesel, Internal Fan Alt, Std. 100 Amp, Tapered Collar Pulley	DR	100	12	8227N	8206N
V8 6.5L 395cid	2000-96	Diesel, Internal Fan, Opt. 105 Amp, Std. Pulley	DR	105	12	8206N	
V8 6.5L 395cid	1997-96	Diesel, DR CS144, IR/ EF, 124 Amp	DR	140	12	8219N	
V8 6.5L 395cid		Diesel, Internal Fan Alt, Tapered Collar Pulley, Std. 100 Amp, 2nd Prod	DR	100	12	8227N	8206N
V8 6.5L 395cid	1994-93	Diesel, Opt. 105 Amp, w/11:00 Alt Plug	DR	100-105	12	8165-11N	
V8 6.5L 395cid	1997	Diesel, Internal Fan, Std. 100 Amp	DR	105	12	8206N	
V8 6.5L 395cid	1996	Diesel, Internal Fan, Std. 100 Amp, 1st Prod.	DR	105	12	8206N	
V8 6.5L 395cid	1995	Diesel, Std. 105 Amp	DR	100-105	12	8165-11N	
V8 6.5L 395cid	1994	Diesel, Std. 100 Amp, w/11:00 Alt Plug	DR	100-105	12	8165-11N	
V8 6.5L 395cid		Diesel, Std. 100 Amp, w/7:00 Alt Plug	DR	100-105	12	8165-7N-6G	
V8 6.5L 395cid	1992	Diesel, Std. w/o AC	DR	100-105	12	7861-11N-4G	
V8 6.5L 395cid		Diesel, w/AC, Std. 100 Amp	DR	100-105	12	7861-11N-6G	
V8 6.6L 400cid	1980-79	Opt. Service Unit, DR 10SI, CW, 63 Amp, Self Excite 1 Wire Aftermarket Design	DR	63	12	7127-SEN	
V8 6.6L 400cid	1980	w/DbI Mtg. Foot (Opt HD)	DR	100	12	7157MN	
V8 6.6L 400cid		w/Sgl Mtg. Foot, w/AC	DR	63	12	7127-3N	7294-3N
V8 6.6L 400cid		w/Sgl Mtg. Foot, w/o AC	DR	63	12	7127-3N	7294-3N
V8 6.6L 400cid	1979	w/AC	DR	63	12	7127-3N	7294-3N
V8 6.6L 400cid		w/o AC	DR	63	12	7127-3N	7294-3N
V8 7.4L 454cid	2000-96	DR CS144, IR/ EF, 124 Amp, Std.	DR	140	12	8219N	
V8 7.4L 454cid		DR CS144, IR/EF, Opt., 140 Amp	DR	140	12	8219N	
V8 7.4L 454cid		Internal Fan, Opt. 105 Amp	DR	105	12	8206N	
V8 7.4L 454cid		Internal Fan, Std. 100 Amp	DR	105	12	8206N	
V8 7.4L 454cid	1995-94	Opt. 105 Amp	DR	100-105	12	8165-7N-6G	
V8 7.4L 454cid		Std. 100 Amp	DR	100-105	12	8165-7N-6G	
V8 7.4L 454cid	1992-88	w/AC, Opt. 105 Amp	DR	100-105	12	7802-3N	
V8 7.4L 454cid		w/AC, Std. 100 Amp	DR	100-105	12	7802-3N	
V8 7.4L 454cid	1991-88	w/o AC	DR	100-105	12	7802-3N	
V8 7.4L 454cid	1985-83	Opt. Service Unit, DR 12SI, CW, 94 Amp, Self Excite 1 Wire Aftermarket Design	DR	94	12	7294-SEN	
V8 7.4L 454cid	1985-79	Opt. Service Unit, DR 10SI, CW, 63 Amp, Self Excite 1 Wire Aftermarket Design	DR	63	12	7127-SEN	
V8 7.4L 454cid	1984-79	w/o AC	DR	63	12	7127-3N	7294-3N
V8 7.4L 454cid	1982-80	w/DbI Mtg. Foot (Opt HD)	DR	100	12	7157MN	
V8 7.4L 454cid		w/Sgl Mtg. Foot, w/AC	DR	63	12	7127-3N	7294-3N
V8 7.4L 454cid		w/Sgl Mtg. Foot, w/o AC	DR	63	12	7127-3N	7294-3N
V8 7.4L 454cid	1993	w/11:00 Alt Plug, 1st Production, 124 Amp	DR	124	12	7901-11R	
V8 7.4L 454cid		w/11:00 Alt Plug, 2nd Prod, 124 Amp	DR	124	12	8214-11R	
V8 7.4L 454cid		w/3:00 Alt Plug, Opt. 105 Amp	DR	100-105	12	7802-3N	
V8 7.4L 454cid		w/3:00 Alt Plug, Std. 100 Amp	DR	100-105	12	7802-3N	
V8 7.4L 454cid	1992	Opt HD, 124 Amp	DR	124	12	7901-11R	
V8 7.4L 454cid		w/o AC, 85 Amp	DR	100-105	12	7802-3N	
V8 7.4L 454cid	1986	37-42 Amp	DR	63	12	7127-12N	7294-12N
V8 7.4L 454cid		94 Amp	DR	94	12	7294-12N	
V8 7.4L 454cid	1985	Federal, w/DbI Mtg. Foot (Opt HD)	DR	100	12	7157MN	
V8 7.4L 454cid		Federal, w/Sgl Mtg. Foot, Opt. 78 Amp	DR	94	12	7294-12N	
V8 7.4L 454cid		Federal, w/Sgl Mtg. Foot, Opt. 94 Amp	DR	94	12	7294-12N	
V8 7.4L 454cid		Federal, w/Sgl Mtg. Foot, Std. 37-42 Amp	DR	63	12	7127-12N	7294-12N
V8 7.4L 454cid		Optional, 78 Amp, Calif.	DR	94	12	7294-3N	
V8 7.4L 454cid		Optional, 94 Amp, Calif.	DR	94	12	7294-3N	
V8 7.4L 454cid		Standard, 37-42 Amp, Calif.	DR	63	12	7127-3N	7294-3N

ALTERNATORS

ALTERNATORS AND GENERATORS

ENGINE	YEAR	APPLICATION	Mfg	Amp	Volt	PART NO.	OPT. NO.
GMC (Cont'd)							
K3500 (Cont'd)							
V8 7.4L 454cid	1984	w/AC, Opt	DR	94	12	7294-3N	
V8 7.4L 454cid		w/AC, Std	DR	94	12	7294-3N	
V8 7.4L 454cid	1983	Std. w/AC	DR	94	12	7294-3N	
V8 7.4L 454cid		Std. w/o AC	DR	63	12	7127-3N	7294-3N
V8 7.4L 454cid	1979	w/AC	DR	63	12	7127-3N	7294-3N
MB60							
GMC Toro-Flo D-478	1969-67	All Models (Opt.)	DR	63	12	7122N	
GMC Toro-Flo D-478		All Models (Std.)	DR	63	12	7122N	
MB9500							
Cummins V8-903	1974-72	Std. Unit	DR	75	12	7255N	8066N
MC9500							
Cummins NTC Eng.	1978-77	Opt. Delco 30SI / 90 Amp	DR	90	12	7262N	
Cummins NTC Eng.		Optional	DR	80	12	7138N	7850N
Cummins NTC Eng.	1978-71	Std. Unit	DR	75	12	7255N	8066N
Cummins NTC-335	1972-71	Std. Unit	DR	75	12	7255N	8066N
Cummins NTC-350	1974-73	Std. Unit	DR	75	12	7255N	8066N
MC9502							
Cummins NTC-290	1978-77	Std. Unit	DR	75	12	7255N	8066N
ME6500							
GM 6.0L (366) V8 Gas	1978-76	w/80 Amp	DR	100	12	7157MN	
GM 7.0L (427) V8 Gas	1978-73	w/80 Amp	DR	100	12	7157MN	
GM 7.0L (427) V8 Gas	1972-71	Opt. Unit	DR	63	12	7127-9N	7294-9N
GM 7.0L (427) V8 Gas		w/42 Amp Int. Reg.	DR	63	12	7127-9N	7294-9N
MH9500							
DD 8V-71 (N, NE, T)	1978-77	Opt. Delco 30SI / 90 Amp	DR	90	12	7262N	
DD 8V-71 (N, NE, T)		Opt. Unit	DR	80	12	7138N	7850N
DD 8V-71 (N, NE, T)		Optional	DR	80	12	7138N	7850N
DD 8V-71 (N, NE, T)		Std. Unit	DR	75	12	7255N	8066N
DD 8V-71 (N, NE, T)	1976-74	Standard	DR	80	12	7138N	7850N
DD 8V-71 (N, NE, T)		Std. Unit	DR	80	12	7138N	7850N
DD 8V-71 (N, NE, T)	1970-69	Opt. Unit	DR	75	12	7255N	8066N
MI9500							
DD 6V-71 (N, NE, T)	1970-69	Opt. Unit	DR	75	12	7255N	8066N
MK9500							
DD 8V-92 (T)	1978-77	Optional	DR	80	12	7138N	7850N
DD 8V-92 (T)		Std. Delco 30SI, w/Trans.	DR	90	12	7256N	
N50							
GMC Toro-Flo D-351	1966-65	Opt. Unit	DR	63	12	7122N	
GMC Toro-Flo D-351		Std. Unit	DR	63	12	7122N	
N60							
GMC Toro-Flo D-478	1966-63	Std. Unit	DR	63	12	7122N	
N80							
GMC Toro-Flo D-478	1966-63	Std. Unit	DR	63	12	7122N	
N9E Bison							
Caterpillar 3406	1987-82	Opt. Delco 30SI / 90 Amp	DR	90	12	7262N	
Caterpillar 3406	1987-79	Std. Unit	DR	75	12	7255N	8066N
Cummins L-10	1989-83	Opt. Delco 30SI / 90 Amp	DR	90	12	7262N	
Cummins L-10		Std. Unit	DR	75	12	7255N	8066N
Cummins NTC Eng.	1988-76	Opt. Delco 30SI / 90 Amp	DR	90	12	7262N	
Cummins NTC Eng.		Std. Unit	DR	75	12	7255N	8066N
Cummins NTC-290	1983-79	Std. Unit	DR	75	12	7255N	8066N
Cummins NTC-300	1986-84	Std. Unit	DR	75	12	7255N	8066N
Cummins NTC-350	1988-79	Std. Unit	DR	75	12	7255N	8066N
Cummins NTC-350	1983-80	Optional	DR	80	12	7138N	7850N
Cummins NTC-400		Optional	DR	80	12	7138N	7850N
Cummins NTC-400	1983-79	Std. Unit	DR	75	12	7255N	8066N
DD 60 Series	1989-87	Opt. Delco 30SI / 90 Amp	DR	90	12	7262N	
DD 60 Series		Std. Unit	DR	75	12	7255N	8066N
DD 6V-71 (N, NE, T)	1988-80	Delco 25SI	DR	75	12	7255N	8066N
DD 6V-71 (N, NE, T)		Opt. Delco 30SI / 90 Amp	DR	90	12	7262N	

ALTERNATORS AND GENERATORS

ENGINE	YEAR	APPLICATION	Mfg	Amp	Volt	PART NO.	OPT. NO.
GMC (Cont'd)							
N9E Bison (Cont'd)							
DD 6V-71 (N, NE, T)	1984-79	Standard	DR	80	12	7138N	7850N
DD 6V-92 (T, TA, TTA)	1988-79	Opt. Delco 30SI / 90 Amp	DR	90	12	7262N	
DD 6V-92 (T, TA, TTA)		Std. Unit	DR	75	12	7255N	8066N
DD 6V-92 (T, TA, TTA)	1983-80	Optional	DR	80	12	7138N	7850N
DD 6V-92 (T, TA, TTA)	1982-80	Opt. Delco 30SI, w/Trans.	DR	90	12	7256N	
DD 8V-71 (N, NE, T)	1988-79	Opt. Delco 30SI / 90 Amp	DR	90	12	7262N	
DD 8V-71 (N, NE, T)		Std. Unit	DR	75	12	7255N	8066N
DD 8V-71 (N, NE, T)	1983-80	Optional	DR	80	12	7138N	7850N
DD 8V-92 (T)	1988-79	Opt. Delco 30SI, w/Trans.	DR	90	12	7256N	
DD 8V-92 (T)		Std. Unit	DR	90	12	7262N	
N9F Bison							
Caterpillar 3406	1987-82	Opt. Delco 30SI / 90 Amp	DR	90	12	7262N	
Caterpillar 3406	1987-79	Std. Unit	DR	75	12	7255N	8066N
Cummins L-10	1989-83	Opt. Delco 30SI / 90 Amp	DR	90	12	7262N	
Cummins L-10		Std. Unit	DR	75	12	7255N	8066N
Cummins NTC Eng.	1988-76	Opt. Delco 30SI / 90 Amp	DR	90	12	7262N	
Cummins NTC Eng.		Std. Unit	DR	75	12	7255N	8066N
Cummins NTC-290	1983-79	Std. Unit	DR	75	12	7255N	8066N
Cummins NTC-300	1986-84	Std. Unit	DR	75	12	7255N	8066N
Cummins NTC-350	1988-79	Std. Unit	DR	75	12	7255N	8066N
Cummins NTC-350	1983-80	Optional	DR	80	12	7138N	7850N
Cummins NTC-400		Optional	DR	80	12	7138N	7850N
Cummins NTC-400	1983-79	Std. Unit	DR	75	12	7255N	8066N
DD 60 Series	1989-87	Opt. Delco 30SI / 90 Amp	DR	90	12	7262N	
DD 60 Series		Std. Unit	DR	75	12	7255N	8066N
DD 6V-71 (N, NE, T)	1988-80	Delco 25SI	DR	75	12	7255N	8066N
DD 6V-71 (N, NE, T)		Opt. Delco 30SI / 90 Amp	DR	90	12	7262N	
DD 6V-71 (N, NE, T)	1984-79	Standard	DR	80	12	7138N	7850N
DD 6V-92 (T, TA, TTA)	1988-79	Opt. Delco 30SI / 90 Amp	DR	90	12	7262N	
DD 6V-92 (T, TA, TTA)		Std. Unit	DR	75	12	7255N	8066N
DD 6V-92 (T, TA, TTA)	1983-80	Optional	DR	80	12	7138N	7850N
DD 6V-92 (T, TA, TTA)	1982-80	Opt. Delco 30SI, w/Trans.	DR	90	12	7256N	
DD 8V-71 (N, NE, T)	1988-79	Opt. Delco 30SI / 90 Amp	DR	90	12	7262N	
DD 8V-71 (N, NE, T)		Std. Unit	DR	75	12	7255N	8066N
DD 8V-71 (N, NE, T)	1983-80	Optional	DR	80	12	7138N	7850N
DD 8V-92 (T)	1988-79	Opt. Delco 30SI, w/Trans.	DR	90	12	7256N	
DD 8V-92 (T)		Std. Unit	DR	90	12	7262N	
NC9502							
Cummins NTC-290	1978-77	Opt. Delco 30SI / 90 Amp	DR	90	12	7262N	
Cummins NTC-290		Std. Unit	DR	75	12	7255N	8066N
NH9500							
DD 8V-71 (N, NE, T)	1978-77	Opt. Delco 30SI / 90 Amp	DR	90	12	7262N	
DD 8V-71 (N, NE, T)		Optional	DR	80	12	7138N	7850N
DD 8V-71 (N, NE, T)		Std. Unit	DR	75	12	7255N	8066N
NH9502							
DD 8V-71 (N, NE, T)	1978-77	Opt. Delco 30SI / 90 Amp	DR	90	12	7262N	
DD 8V-71 (N, NE, T)		Std. Unit	DR	75	12	7255N	8066N
NI9500							
DD 6V-71 (N, NE, T)	1978-77	Opt. Delco 30SI / 90 Amp	DR	90	12	7262N	
DD 6V-71 (N, NE, T)		Standard	DR	80	12	7138N	7850N
DD 6V-71 (N, NE, T)		Std. Unit	DR	80	12	7138N	7850N
NJ9500							
DD 6V-92 (T, TA, TTA)	1978-77	Optional	DR	80	12	7138N	7850N
NJ9502							
DD 6V-92 (T, TA, TTA)	1978-77	Opt. Delco 30SI / 90 Amp	DR	90	12	7262N	
DD 6V-92 (T, TA, TTA)		Std. Unit	DR	75	12	7255N	8066N
P25							
L6 4.8L 292cid	1978-76	w/Sgl Mtg. Foot, w/AC	DR	63	12	7127-9N	7294-9N
L6 4.8L 292cid		w/Sgl Mtg. Foot, w/o AC	DR	63	12	7127-9N	7294-9N
L6 4.8L 292cid	1978-75	w/DbI Mtg. Foot (Opt HD)	DR	100	12	7157MMN	
L6 4.8L 292cid	1975	w/Sgl Mtg. Foot, w/AC	DR	63	12	7127-9N	7294-9N
L6 4.8L 292cid		w/Sgl Mtg. Foot, w/o AC	DR	63	12	7127-9N	7294-9N

ALTERNATORS AND GENERATORS

ENGINE	YEAR	APPLICATION	Mfg	Amp	Volt	PART NO.	OPT. NO.
GMC (Cont'd)							
P25 (Cont'd)							
V8 5.7L 350cid	1978-75	Opt. Service Unit, DR 10SI, CW, 63 Amp, Self Excite 1 Wire Aftermarket Design	DR	63	12	7127-SEN	
V8 5.7L 350cid		w/DbI Mtg. Foot (Opt HD)	DR	100	12	7157MN	
V8 5.7L 350cid		w/Sgl Mtg. Foot, w/AC	DR	63	12	7127-3N	7294-3N
V8 5.7L 350cid		w/Sgl Mtg. Foot, w/o AC	DR	63	12	7127-3N	7294-3N
P25/P2500 Van							
L6 4.1L 250cid	1974-73	w/AC	DR	63	12	7127-9N	7294-9N
L6 4.1L 250cid		w/o AC	DR	63	12	7127-9N	7294-9N
L6 4.1L 250cid	1967-66	42 Amp	DR	63	12	7122N	
L6 4.1L 250cid		55 Amp	DR	63	12	7122N	
L6 4.1L 250cid	1972	w/AC	DR	63	12	7122N	
L6 4.1L 250cid		w/o AC	DR	63	12	7122N	
L6 4.1L 250cid	1970	Std. Unit	DR	63	12	7122N	
L6 4.1L 4098cc 250cid	1974-73	w/AC	DR	63	12	7127-9N	7294-9N
L6 4.1L 4098cc 250cid		w/o AC	DR	63	12	7127-9N	7294-9N
L6 4.1L 4098cc 250cid	1967-66	42 Amp	DR	63	12	7122N	
L6 4.1L 4098cc 250cid		55 Amp	DR	63	12	7122N	
L6 4.8L 292cid	1974-73	w/DbI Mtg. Foot (Opt HD)	DR	100	12	7157MN	
L6 4.8L 292cid	1971-70	Std. Unit	DR	63	12	7122N	
L6 4.8L 292cid	1968-67	42 Amp	DR	63	12	7122N	
L6 4.8L 292cid		55 Amp	DR	63	12	7122N	
L6 4.8L 292cid	1974	w/Sgl Mtg. Foot, w/AC	DR	63	12	7127-9N	7294-9N
L6 4.8L 292cid		w/Sgl Mtg. Foot, w/o AC	DR	63	12	7127-9N	7294-9N
L6 4.8L 292cid	1973	w/Sgl Mtg. Foot, w/AC	DR	63	12	7127-9N	7294-9N
L6 4.8L 292cid		w/Sgl Mtg. Foot, w/o AC	DR	63	12	7127-9N	7294-9N
L6 4.8L 292cid	1972	w/AC	DR	63	12	7122N	
L6 4.8L 292cid		w/o AC	DR	63	12	7122N	
L6 4.8L 292cid	1969	55 Amp, w/Threaded Mounting Hole	DR	63	12	7122N	
L6 4.8L 4786cc 292cid	1974-73	w/DbI Mtg. Foot (Opt HD)	DR	100	12	7157MN	
L6 4.8L 4786cc 292cid	1974	w/Sgl Mtg. Foot, w/AC	DR	63	12	7127-9N	7294-9N
L6 4.8L 4786cc 292cid		w/Sgl Mtg. Foot, w/o AC	DR	63	12	7127-9N	7294-9N
L6 4.8L 4786cc 292cid	1973	w/Sgl Mtg. Foot, w/AC	DR	63	12	7127-9N	7294-9N
L6 4.8L 4786cc 292cid		w/Sgl Mtg. Foot, w/o AC	DR	63	12	7127-9N	7294-9N
V8 4.6L 283cid	1967	55 Amp	DR	63	12	7122N	
V8 5.0L 307cid	1971-70	Std. Unit	DR	63	12	7122N	
V8 5.0L 307cid	1973	Opt. Service Unit, DR 10SI, CW, 63 Amp, Self Excite 1 Wire Aftermarket Design	DR	63	12	7127-SEN	
V8 5.0L 307cid		Std. w/AC	DR	63	12	7127-9N	7294-9N
V8 5.0L 307cid		w/AC	DR	63	12	7127-3N	7294-3N
V8 5.0L 307cid		w/o AC	DR	63	12	7127-3N	7294-3N
V8 5.0L 307cid	1972	w/AC	DR	63	12	7122N	
V8 5.0L 307cid		w/o AC	DR	63	12	7122N	
V8 5.0L 307cid	1969	42 Amp	DR	63	12	7122N	
V8 5.0L 307cid		55 Amp, w/Threaded Mounting Hole	DR	63	12	7122N	
V8 5.0L 307cid	1968	55 Amp	DR	63	12	7122N	
V8 5.7L 350cid	1974-73	Opt. Service Unit, DR 10SI, CW, 63 Amp, Self Excite 1 Wire Aftermarket Design	DR	63	12	7127-SEN	
V8 5.7L 350cid		w/DbI Mtg. Foot (Opt HD)	DR	100	12	7157MN	
V8 5.7L 350cid		w/Sgl Mtg. Foot, w/AC	DR	63	12	7127-3N	7294-3N
V8 5.7L 350cid		w/Sgl Mtg. Foot, w/o AC	DR	63	12	7127-3N	7294-3N
V8 5.7L 350cid	1971-70	Std. Unit	DR	63	12	7122N	
V8 5.7L 350cid	1974	Vin V,Y - Std. w/AC	DR	63	12	7127-3N	7294-3N
V8 5.7L 350cid	1972	w/AC	DR	63	12	7122N	
V8 5.7L 350cid		w/o AC	DR	63	12	7122N	
V8 6.6L 400cid		w/AC	DR	63	12	7122N	
V8 6.6L 400cid		w/o AC	DR	63	12	7122N	
V8 6.6L 400cid	1971	Std. Unit	DR	63	12	7122N	
P2500							
Cummins BT 3.9L Diesel	1989	w/66 Amp	DR	94	12	7294-9N	
DD 8.2L (N, T)	1989-88	w/ Air Brakes, 27SI, 100 Amp	DR	100	12	7850N	8076N
DD 8.2L (N, T)	1989	Bosch Replacement Unit, 160 Amp	BO	160	12	12490N	12715N
DD 8.2L (N, T)		Bosch Replacement Unit, 200 Amp	BO	200	12	12715N	
DD 8.2L (N, T)		Delco 21SI, 130 Amp Series	DR	130	12	7971N	
DD 8.2L (N, T)		w/105 Amp	DR	130	12	7971N	
GM 6.0L (366) V8 Gas	1989-80	w/70 Amp	DR	85	12	7134-9N	

ALTERNATORS AND GENERATORS

ENGINE	YEAR	APPLICATION	Mfg	Amp	Volt	PART NO.	OPT. NO.
GMC (Cont'd)							
P2500 (Cont'd)							
GM 7.0L (427) V8 Gas	1989-83	w/70 Amp	DR	85	12	7134-9N	
L6 4.8L 292cid	1989-86	66 Amp	DR	94	12	7294-9N	
L6 4.8L 292cid	1985-83	w/Dbl Mtg. Foot, 80 Amp	DR	100	12	7157MN	
L6 4.8L 292cid		w/Sgl Mtg. Foot, Opt. 66 Amp	DR	94	12	7294-9N	
L6 4.8L 292cid		w/Sgl Mtg. Foot, Std. 42 Amp	DR	63	12	7127-9N	7294-9N
L6 4.8L 292cid	1982-80	w/Dbl Mtg. Foot (Opt HD)	DR	100	12	7157MN	
L6 4.8L 292cid	1982-79	w/Sgl Mtg. Foot, w/AC	DR	63	12	7127-9N	7294-9N
L6 4.8L 292cid		w/Sgl Mtg. Foot, w/o AC	DR	63	12	7127-9N	7294-9N
L6 4.8L 292cid	1986	42 Amp	DR	63	12	7127-9N	7294-9N
L6 4.8L 292cid	1979	w/Dbl Mtg. Foot (Opt HD)	DR	100	12	7157MN	
V8 5.7L 350cid	1989-87	Opt. 105 Amp	DR	100-105	12	7802-11N-5G	
V8 5.7L 350cid		Std. 85 Amp	DR	100-105	12	7802-11N-5G	
V8 5.7L 350cid	1986-83	w/Sgl Mtg. Foot, Std. 63 Amp	DR	63	12	7127-3N	7294-3N
V8 5.7L 350cid	1986-79	Opt. Service Unit, DR 10SI, CW, 63 Amp, Self Excite 1 Wire Aftermarket Design	DR	63	12	7127-SEN	
V8 5.7L 350cid	1985-83	Opt. Service Unit, DR 12SI, CW, 94 Amp, Self Excite 1 Wire Aftermarket Design	DR	94	12	7294-SEN	
V8 5.7L 350cid		w/Sgl Mtg. Foot, Opt. 66 Amp	DR	94	12	7294-3N	
V8 5.7L 350cid		w/Sgl Mtg. Foot, Std. 37-42 Amp	DR	63	12	7127-3N	7294-3N
V8 5.7L 350cid	1985-80	w/Dbl Mtg. Foot (Opt HD)	DR	100	12	7157MN	
V8 5.7L 350cid	1982-79	w/Sgl Mtg. Foot, w/AC	DR	63	12	7127-3N	7294-3N
V8 5.7L 350cid		w/Sgl Mtg. Foot, w/o AC	DR	63	12	7127-3N	7294-3N
V8 5.7L 350cid	1986	w/Dbl Mtg. Foot (Opt HD)	DR	100	12	7157MN	
V8 5.7L 350cid		w/Sgl Mtg. Foot, Opt. 66 Amp	DR	94	12	7294-3N	
V8 5.7L 350cid		w/Sgl Mtg. Foot, Std. 42 Amp	DR	63	12	7127-3N	7294-3N
V8 5.7L 350cid	1979	w/Dbl Mtg. Foot (Opt HD)	DR	100	12	7157MN	
V8 6.2L 379cid	1989-85	Diesel, Opt HD	DR	120	12	7287-12N	
V8 6.2L 379cid		Diesel, Opt. HD, 108 AMP, 9:00 Plug Position	DR	120	12	7287-9N	
V8 6.2L 379cid	1989-83	Diesel, Std. Unit	DR	94	12	7294-12N	
V8 6.2L 379cid	1984	Diesel, Opt HD, P32 Chassis	DR	85	12	7134-3N	
V8 6.2L 379cid		Diesel, Opt HD, P42 Chassis	DR	94	12	7294-9N	
V8 6.2L 379cid	1983	Diesel, Opt HD	DR	85	12	7134-3N	
V8 6.2L 379cid	1982	Diesel, Opt. Service Unit, DR 10SI, CW, 63 Amp, Self Excite 1 Wire Aftermarket Design	DR	63	12	7127-SEN	
V8 6.2L 379cid		Diesel, w/Dbl Mtg. Foot (Opt HD)	DR	100	12	7157MN	
V8 6.2L 379cid		Diesel, w/Sgl Mtg. Foot	DR	63	12	7127-12N	7294-12N
P252							
L6 3.7L 228cid	1951	w/Generator	DR	30	6	9410R	
P253							
L6 3.7L 228cid	1951	w/Generator	DR	30	6	9410R	
P35							
L6 4.8L 292cid	1978-76	w/Sgl Mtg. Foot, w/AC	DR	63	12	7127-9N	7294-9N
L6 4.8L 292cid		w/Sgl Mtg. Foot, w/o AC	DR	63	12	7127-9N	7294-9N
L6 4.8L 292cid	1978-75	w/Dbl Mtg. Foot (Opt HD)	DR	100	12	7157MN	
L6 4.8L 292cid	1975	w/Sgl Mtg. Foot, w/AC	DR	63	12	7127-9N	7294-9N
L6 4.8L 292cid		w/Sgl Mtg. Foot, w/o AC	DR	63	12	7127-9N	7294-9N
V8 5.7L 350cid	1978-75	Opt. Service Unit, DR 10SI, CW, 63 Amp, Self Excite 1 Wire Aftermarket Design	DR	63	12	7127-SEN	
V8 5.7L 350cid		w/Dbl Mtg. Foot (Opt HD)	DR	100	12	7157MN	
V8 5.7L 350cid		w/Sgl Mtg. Foot, w/AC	DR	63	12	7127-3N	7294-3N
V8 5.7L 350cid		w/Sgl Mtg. Foot, w/o AC	DR	63	12	7127-3N	7294-3N
V8 7.4L 454cid		Opt. Service Unit, DR 10SI, CW, 63 Amp, Self Excite 1 Wire Aftermarket Design	DR	63	12	7127-SEN	
V8 7.4L 454cid		w/Dbl Mtg. Foot (Opt HD)	DR	100	12	7157MN	
V8 7.4L 454cid		w/Sgl Mtg. Foot, w/AC	DR	63	12	7127-3N	7294-3N
V8 7.4L 454cid		w/Sgl Mtg. Foot, w/o AC	DR	63	12	7127-3N	7294-3N
P35/P3500 Van							
L6 4.1L 250cid	1974-73	w/AC	DR	63	12	7127-9N	7294-9N
L6 4.1L 250cid		w/o AC	DR	63	12	7127-9N	7294-9N
L6 4.1L 250cid	1971-70	Std. Unit	DR	63	12	7122N	
L6 4.1L 250cid	1967-66	42 Amp	DR	63	12	7122N	
L6 4.1L 250cid		55 Amp	DR	63	12	7122N	
L6 4.1L 250cid	1972	w/AC	DR	63	12	7122N	
L6 4.1L 250cid		w/o AC	DR	63	12	7122N	

ALTERNATORS

ALTERNATORS AND GENERATORS

ENGINE	YEAR	APPLICATION	Mfg	Amp	Volt	PART NO.	OPT. NO.
GMC (Cont'd)							
P35/P3500 Van (Cont'd)							
L6 4.1L 4098cc 250cid	1974-73	w/AC	DR	63	12	7127-9N	7294-9N
L6 4.1L 4098cc 250cid		w/o AC	DR	63	12	7127-9N	7294-9N
L6 4.1L 4098cc 250cid	1967-66	42 Amp	DR	63	12	7122N	
L6 4.1L 4098cc 250cid		55 Amp	DR	63	12	7122N	
L6 4.8L 292cid	1974-73	w/DbI Mtg. Foot (Opt HD)	DR	100	12	7157MN	
L6 4.8L 292cid	1971-69	Std. Unit	DR	63	12	7122N	
L6 4.8L 292cid	1968-67	55 Amp	DR	63	12	7122N	
L6 4.8L 292cid	1974	w/Sgl Mtg. Foot, w/AC	DR	63	12	7127-9N	7294-9N
L6 4.8L 292cid		w/Sgl Mtg. Foot, w/o AC	DR	63	12	7127-9N	7294-9N
L6 4.8L 292cid	1973	w/Sgl Mtg. Foot, w/AC	DR	63	12	7127-9N	7294-9N
L6 4.8L 292cid		w/Sgl Mtg. Foot, w/o AC	DR	63	12	7127-9N	7294-9N
L6 4.8L 292cid	1972	w/AC	DR	63	12	7122N	
L6 4.8L 292cid		w/o AC	DR	63	12	7122N	
L6 4.8L 292cid	1968	42 Amp	DR	63	12	7122N	
L6 4.8L 4786cc 292cid	1974-73	w/DbI Mtg. Foot (Opt HD)	DR	100	12	7157MN	
L6 4.8L 4786cc 292cid	1974	w/Sgl Mtg. Foot, w/AC	DR	63	12	7127-9N	7294-9N
L6 4.8L 4786cc 292cid		w/Sgl Mtg. Foot, w/o AC	DR	63	12	7127-9N	7294-9N
L6 4.8L 4786cc 292cid	1973	w/Sgl Mtg. Foot, w/AC	DR	63	12	7127-9N	7294-9N
L6 4.8L 4786cc 292cid		w/Sgl Mtg. Foot, w/o AC	DR	63	12	7127-9N	7294-9N
V8 4.6L 283cid	1967	55 Amp	DR	63	12	7122N	
V8 5.0L 307cid	1971-69	Std. Unit	DR	63	12	7122N	
V8 5.0L 307cid	1973	Opt. Service Unit, DR 10SI, CW, 63 Amp, Self Excite 1 Wire Aftermarket Design	DR	63	12	7127-SEN	
V8 5.0L 307cid		Std. w/AC	DR	63	12	7127-9N	7294-9N
V8 5.0L 307cid		w/AC	DR	63	12	7127-3N	7294-3N
V8 5.0L 307cid		w/o AC	DR	63	12	7127-3N	7294-3N
V8 5.0L 307cid	1972	w/AC	DR	63	12	7122N	
V8 5.0L 307cid		w/o AC	DR	63	12	7122N	
V8 5.0L 307cid	1968	55 Amp	DR	63	12	7122N	
V8 5.7L 350cid	1974-73	Opt. Service Unit, DR 10SI, CW, 63 Amp, Self Excite 1 Wire Aftermarket Design	DR	63	12	7127-SEN	
V8 5.7L 350cid		w/DbI Mtg. Foot (Opt HD)	DR	100	12	7157MN	
V8 5.7L 350cid		w/Sgl Mtg. Foot, w/AC	DR	63	12	7127-3N	7294-3N
V8 5.7L 350cid		w/Sgl Mtg. Foot, w/o AC	DR	63	12	7127-3N	7294-3N
V8 5.7L 350cid	1971-70	Std. Unit	DR	63	12	7122N	
V8 5.7L 350cid	1974	Std. w/AC	DR	63	12	7127-3N	7294-3N
V8 5.7L 350cid	1972	w/AC	DR	63	12	7122N	
V8 5.7L 350cid		w/o AC	DR	63	12	7122N	
V8 6.6L 400cid		w/AC	DR	63	12	7122N	
V8 6.6L 400cid		w/o AC	DR	63	12	7122N	
V8 6.6L 400cid	1971	Std. Unit	DR	63	12	7122N	
V8 7.4L 454cid	1974-73	Opt. Service Unit, DR 10SI, CW, 63 Amp, Self Excite 1 Wire Aftermarket Design	DR	63	12	7127-SEN	
V8 7.4L 454cid		w/DbI Mtg. Foot (Opt HD)	DR	100	12	7157MN	
V8 7.4L 454cid		w/Sgl Mtg. Foot, w/AC	DR	63	12	7127-3N	7294-3N
V8 7.4L 454cid		w/Sgl Mtg. Foot, w/o AC	DR	63	12	7127-3N	7294-3N
V8 7.4L 7441cc 454cid		Opt. Service Unit, DR 10SI, CW, 63 Amp, Self Excite 1 Wire Aftermarket Design	DR	63	12	7127-SEN	
V8 7.4L 7441cc 454cid		w/DbI Mtg. Foot (Opt HD)	DR	100	12	7157MN	
V8 7.4L 7441cc 454cid		w/Sgl Mtg. Foot, w/AC	DR	63	12	7127-3N	7294-3N
V8 7.4L 7441cc 454cid		w/Sgl Mtg. Foot, w/o AC	DR	63	12	7127-3N	7294-3N
P3500							
Caterpillar 3116	1999-94	DR 21SI, 130 Amp	DR	130	12	7971N	
Caterpillar 3116		DR 21SI, 160 Amp	DR	160	12	8028N	
Caterpillar 3116	1999-91	Bosch Replacement Unit, 160 Amp	BO	160	12	12490N	12715N
Caterpillar 3116		Bosch Replacement Unit, 200 Amp	BO	200	12	12715N	
Caterpillar 3116	1993-91	160 Amp	DR	160	12	8028N	
Caterpillar 3116		Delco 21SI, 130 Amp Series	DR	130	12	7971N	
Caterpillar 3116		DR 20SI, 60 Amp	DR	60	12	7266N	
Caterpillar 3116		w/100 Amp	DR	130	12	7971N	
Caterpillar 3116	1997	Opt. 105 Amp	DR	100-105	12	8165-11N	
Caterpillar 3126	1999-96	Bosch Replacement Unit, 160 Amp	BO	160	12	12490N	12715N
Caterpillar 3126		Bosch Replacement Unit, 200 Amp	BO	200	12	12715N	
Caterpillar 3126		DR 21SI, 130 Amp	DR	130	12	7971N	
Caterpillar 3126		DR 21SI, 160 Amp	DR	160	12	8028N	

ALTERNATORS

ALTERNATORS AND GENERATORS

ENGINE	YEAR	APPLICATION	Mfg	Amp	Volt	PART NO.	OPT. NO.
GMC (Cont'd)							
P3500 (Cont'd)							
Cummins BT 3.9L Diesel	1992-89	w/66 Amp	DR	94	12	7294-9N	
DD 8.2L (N, T)	1993-89	Bosch Replacement Unit, 160 Amp	BO	160	12	12490N	12715N
DD 8.2L (N, T)		Bosch Replacement Unit, 200 Amp	BO	200	12	12715N	
DD 8.2L (N, T)		Delco 21SI, 130 Amp Series	DR	130	12	7971N	
DD 8.2L (N, T)		w/105 Amp	DR	130	12	7971N	
DD 8.2L (N, T)	1993-84	w/ Air Brakes, 27SI, 100 Amp	DR	100	12	7850N	8076N
GM 6.0L (366) V8 Gas	1998-91	DR CS144 IR/ EF, 145 Amp	DR	145	12	7684N	
GM 6.0L (366) V8 Gas		w/124 Amp	DR	145	12	7684N	
GM 6.0L (366) V8 Gas	1990-80	w/70 Amp	DR	85	12	7134-9N	
GM 7.0L (427) V8 Gas	1998-93	160 Amp	DR	160	12	8028N	
GM 7.0L (427) V8 Gas		Bosch Replacement Unit, 160 Amp	BO	160	12	12490N	12715N
GM 7.0L (427) V8 Gas		Bosch Replacement Unit, 200 Amp	BO	200	12	12715N	
GM 7.0L (427) V8 Gas	1998-91	DR CS144 IR/ EF, 145 Amp	DR	145	12	7684N	
GM 7.0L (427) V8 Gas		w/124 Amp	DR	145	12	7684N	
GM 7.0L (427) V8 Gas	1990-83	w/70 Amp	DR	85	12	7134-9N	
L4 3.9L 239cid	1991-89	Diesel, Opt. Service Unit, DR 12SI, CW, 94 Amp, Self Excite 1 Wire Aftermarket Design	DR	94	12	7294-SEN	
L4 3.9L 239cid		Diesel, Std. Unit	DR	94	12	7294-3N	
L6 4.8L 292cid	1989-86	66 Amp	DR	94	12	7294-9N	
L6 4.8L 292cid	1985-83	w/Dbl Mtg. Foot, 80 Amp	DR	100	12	7157MN	
L6 4.8L 292cid		w/Sgl Mtg. Foot, Opt. 66 Amp	DR	94	12	7294-9N	
L6 4.8L 292cid		w/Sgl Mtg. Foot, Std. 42 Amp	DR	63	12	7127-9N	7294-9N
L6 4.8L 292cid	1982-80	w/Dbl Mtg. Foot (Opt HD)	DR	100	12	7157MN	
L6 4.8L 292cid	1982-79	w/Sgl Mtg. Foot, w/AC	DR	63	12	7127-9N	7294-9N
L6 4.8L 292cid		w/Sgl Mtg. Foot, w/o AC	DR	63	12	7127-9N	7294-9N
L6 4.8L 292cid	1986	42 Amp	DR	63	12	7127-9N	7294-9N
L6 4.8L 292cid	1979	w/Dbl Mtg. Foot (Opt HD)	DR	100	12	7157MN	
V6 4.3L 262cid	1999-96	Std. Unit	DR	100-105	12	8216N	
V6 4.3L 262cid	1995-94	Std. Unit	DR	100-105	12	8167-11N	
V6 4.3L 262cid	1993-91	105 Amp	DR	100-105	12	7802-11N-5G	
V6 4.3L 262cid		85 Amp	DR	100-105	12	7802-11N-5G	
V6 4.3L 262cid	1990	w/11:00 Alt Plug	DR	100-105	12	7802-11N-5G	
V8 5.7L 350cid	1999-97	Std. 124 Amp	DR	124	12	8209N	
V8 5.7L 350cid	1999-96	Opt. 124 Amp	DR	124	12	8209N	
V8 5.7L 350cid		Std. 105 Amp	DR	100-105	12	8216N	
V8 5.7L 350cid	1995-94	Std. 105 Amp	DR	100-105	12	8167-11N	
V8 5.7L 350cid	1995-92	Opt. 124 Amp	DR	124	12	8163-2R	
V8 5.7L 350cid	1993-87	Opt. 105 Amp	DR	100-105	12	7802-11N-5G	
V8 5.7L 350cid		Std. 85 Amp	DR	100-105	12	7802-11N-5G	
V8 5.7L 350cid	1986-83	w/Sgl Mtg. Foot, Std. 37-42 Amp	DR	63	12	7127-3N	7294-3N
V8 5.7L 350cid		w/Sgl Mtg. Foot, Std. 63 Amp	DR	63	12	7127-3N	7294-3N
V8 5.7L 350cid	1986-79	Opt. Service Unit, DR 10SI, CW, 63 Amp, Self Excite 1 Wire Aftermarket Design	DR	63	12	7127-SEN	
V8 5.7L 350cid	1985-83	Opt. Service Unit, DR 12SI, CW, 94 Amp, Self Excite 1 Wire Aftermarket Design	DR	94	12	7294-SEN	
V8 5.7L 350cid		w/Sgl Mtg. Foot, Opt. 66 Amp	DR	94	12	7294-3N	
V8 5.7L 350cid	1985-80	w/Dbl Mtg. Foot (Opt HD)	DR	100	12	7157MN	
V8 5.7L 350cid	1982-79	w/Sgl Mtg. Foot, w/AC	DR	63	12	7127-3N	7294-3N
V8 5.7L 350cid		w/Sgl Mtg. Foot, w/o AC	DR	63	12	7127-3N	7294-3N
V8 5.7L 350cid	1986	w/Dbl Mtg. Foot (Opt HD)	DR	100	12	7157MN	
V8 5.7L 350cid		w/Sgl Mtg. Foot, Opt. 66 Amp	DR	94	12	7294-3N	
V8 5.7L 350cid		w/Sgl Mtg. Foot, Std. 42 Amp	DR	63	12	7127-3N	7294-3N
V8 5.7L 350cid	1979	w/Dbl Mtg. Foot (Opt HD)	DR	100	12	7157MN	
V8 6.2L 379cid	1993-92	Diesel, P42 Chassis, Std. 105 Amp	DR	100-105	12	7802-11N-5G	
V8 6.2L 379cid	1993-91	Diesel, P32 Chassis	DR	105	12	7977N	
V8 6.2L 379cid		Diesel, P42 Chassis, Opt. 124 Amp	DR	124	12	7901-11R	
V8 6.2L 379cid		Diesel, P42 Chassis, Std. 85 Amp	DR	100-105	12	7802-11N-5G	
V8 6.2L 379cid	1990-86	Diesel, Opt HD	DR	120	12	7287-12N	
V8 6.2L 379cid	1990-85	Diesel, Opt. HD, 108 AMP, 9:00 Plug Position	DR	120	12	7287-9N	
V8 6.2L 379cid	1990-83	Diesel, Std. Unit	DR	94	12	7294-12N	
V8 6.2L 379cid	1991	Diesel, P42 Chassis, Opt. 105 Amp	DR	100-105	12	7802-11N-5G	
V8 6.2L 379cid	1984	Diesel, Opt HD, P32 Chassis	DR	85	12	7134-3N	
V8 6.2L 379cid		Diesel, Opt HD, P42 Chassis	DR	94	12	7294-9N	
V8 6.2L 379cid	1983	Diesel, Opt HD	DR	85	12	7134-3N	
V8 6.2L 379cid	1982	Diesel, Opt. Service Unit, DR 10SI, CW, 63 Amp, Self Excite 1 Wire Aftermarket Design	DR	63	12	7127-SEN	

ALTERNATORS

ALTERNATORS AND GENERATORS

ENGINE	YEAR	APPLICATION	Mfg	Amp	Volt	PART NO.	OPT. NO.
GMC (Cont'd)							
P3500 (Cont'd)							
V8 6.2L 379cid	1982	Diesel, w/DbI Mtg. Foot (Opt HD)	DR	100	12	7157MN	
V8 6.2L 379cid		Diesel, w/Sgl Mtg. Foot	DR	63	12	7127-12N	7294-12N
V8 6.5L 395cid	1999-98	Diesel, Vin F, 105 Amp	DR	100-105	12	8216N	
V8 6.5L 395cid		Diesel, Vin F, 124 Amp, Opt.	DR	124	12	8209N	
V8 6.5L 395cid		Diesel, Vin F, 124 Amp, Std.	DR	124	12	8209N	
V8 6.5L 395cid		Diesel, Vin Y, 124 Amp, Opt.	DR	124	12	8209N	
V8 6.5L 395cid		Diesel, Vin Y, 124 Amp, Std.	DR	124	12	8209N	
V8 6.5L 395cid	1999-97	Diesel, Vin Y, 105 Amp	DR	100-105	12	8216N	
V8 6.5L 395cid	1995-94	Diesel, Std. Unit	DR	100-105	12	8165-7N-6G	
V8 6.5L 395cid	1997	Diesel, Vin F, 124 Amp	DR	124	12	8209N	
V8 6.5L 395cid		Diesel, Vin Y, 124 Amp	DR	124	12	8209N	
V8 6.5L 395cid	1996	Diesel, Opt. 124 Amp	DR	124	12	8209N	
V8 6.5L 395cid		Diesel, Std. 105 Amp	DR	100-105	12	8216N	
V8 7.4L 454cid	1999-98	105 Amp	DR	100-105	12	8216N	
V8 7.4L 454cid		124 Amp	DR	124	12	8209N	
V8 7.4L 454cid	1995-94	P32 Chassis, Std	DR	105	12	7977N	
V8 7.4L 454cid		P42, P52, P62 Chassis - Std	DR	100-105	12	8167-11N	
V8 7.4L 454cid	1995-91	P32 Chassis, Opt	DR	120	12	7955-7N	
V8 7.4L 454cid		P42, P52, P62 Chassis - Opt	DR	124	12	7918-7R	
V8 7.4L 454cid	1993-91	P42, P52, P62 Chassis - Std	DR	100-105	12	7802-11N-6G	
V8 7.4L 454cid	1993-89	P32 Chassis, Std	DR	105	12	7977N	
V8 7.4L 454cid	1988-87	Std. 105 Amp	DR	100-105	12	7802-11N-6G	
V8 7.4L 454cid	1985-84	w/DbI Mtg. Foot, Opt. 100 Amp	DR	100	12	7157MN	
V8 7.4L 454cid	1985-83	Opt. Service Unit, DR 12SI, CW, 94 Amp, Self Excite 1 Wire Aftermarket Design	DR	94	12	7294-SEN	
V8 7.4L 454cid	1984-79	Opt. Service Unit, DR 10SI, CW, 63 Amp, Self Excite 1 Wire Aftermarket Design	DR	63	12	7127-SEN	
V8 7.4L 454cid	1982-80	w/DbI Mtg. Foot (Opt HD)	DR	100	12	7157MN	
V8 7.4L 454cid	1982-79	w/Sgl Mtg. Foot, w/AC	DR	63	12	7127-3N	7294-3N
V8 7.4L 454cid		w/Sgl Mtg. Foot, w/o AC	DR	63	12	7127-3N	7294-3N
V8 7.4L 454cid	1997	VIN J, P32 Chassis, Opt. 124 Amp	DR	124	12	8209N	
V8 7.4L 454cid		VIN J, P32 Chassis, Std. 105 Amp	DR	100-105	12	8216N	
V8 7.4L 454cid		VIN N, P32 Chassis, Opt. 124 Amp	DR	120	12	7955-7N	
V8 7.4L 454cid		VIN N, P32 Chassis, Std. 105 Amp	DR	105	12	7977N	
V8 7.4L 454cid	1996	VIN J, P32 Chassis, Opt	DR	124	12	8209N	
V8 7.4L 454cid		VIN J, P32 Chassis, Std	DR	100-105	12	8216N	
V8 7.4L 454cid		VIN N, P32 Chassis, Opt	DR	120	12	7955-7N	
V8 7.4L 454cid		VIN N, P32 Chassis, Std	DR	105	12	7977N	
V8 7.4L 454cid		VIN N, P42, P52, P62 Chassis - Std	DR	100-105	12	8167-11N	
V8 7.4L 454cid		VIN N, P52, P62 Chassis - Opt	DR	124	12	7918-7R	
V8 7.4L 454cid	1990	Opt	DR	120	12	7955-7N	
V8 7.4L 454cid		Std. Unit	DR	105	12	7977N	
V8 7.4L 454cid	1989	P32 Chassis, Opt	DR	120	12	7955-7N	
V8 7.4L 454cid		P42 Chassis	DR	100-105	12	7802-11N-6G	
V8 7.4L 454cid	1986	w/DbI Mtg. Foot, 80 Amp	DR	100	12	7157MN	
V8 7.4L 454cid		w/Sgl Mtg. Foot, 66 Amp	DR	94	12	7294-12N	
V8 7.4L 454cid	1985	w/DbI Mtg. Foot, Std. 80 Amp	DR	100	12	7157MN	
V8 7.4L 454cid		w/Sgl Mtg. Foot, California	DR	94	12	7294-3N	
V8 7.4L 454cid		w/Sgl Mtg. Foot, Federal	DR	94	12	7294-12N	
V8 7.4L 454cid	1984	w/DbI Mtg. Foot, Std. 80 Amp	DR	100	12	7157MN	
V8 7.4L 454cid		w/Sgl Mtg. Foot, w/AC	DR	94	12	7294-3N	
V8 7.4L 454cid		w/Sgl Mtg. Foot, w/o AC, Opt	DR	94	12	7294-3N	
V8 7.4L 454cid		w/Sgl Mtg. Foot, w/o AC, Std	DR	63	12	7127-3N	7294-3N
V8 7.4L 454cid	1983	w/AC	DR	100	12	7157MN	
V8 7.4L 454cid		w/o AC, P32 Chassis	DR	94	12	7294-3N	
V8 7.4L 454cid		w/o AC, P42 Chassis	DR	63	12	7127-3N	7294-3N
V8 7.4L 454cid	1979	w/DbI Mtg. Foot (Opt HD)	DR	100	12	7157MN	
P4							
GM 4.8L (292) L6 Gas	1988-87	P4T, w/108 Amp	DR	120	12	7287-9N	
GM 4.8L (292) L6 Gas		P4T, w/56 Amp	DR	94	12	7294-9N	
P4500							
Cummins BT 3.9L Diesel	1989	w/66 Amp	DR	94	12	7294-9N	
GM 5.7L (350) V8 Gas	1986-84	w/108 Amp	DR	120	12	7287-9N	
GM 5.7L (350) V8 Gas		w/42 Amp Int. Reg.	DR	63	12	7127-9N	7294-9N
GM 5.7L (350) V8 Gas		w/56 Amp	DR	94	12	7294-9N	

ALTERNATORS AND GENERATORS

ENGINE	YEAR	APPLICATION	Mfg	Amp	Volt	PART NO.	OPT. NO.
GMC (Cont'd)							
P4500 (Cont'd)							
GM 5.7L (350) V8 Gas	1986-84	w/70 Amp	DR	85	12	7134-9N	
GM 6.0L (366) V8 Gas	1989-80	w/70 Amp	DR	85	12	7134-9N	
GM 6.0L (366) V8 Gas	1988-84	w/108 Amp	DR	120	12	7287-9N	
GM 6.0L (366) V8 Gas	1986-84	w/56 Amp	DR	94	12	7294-9N	
GM 6.0L (366) V8 Gas	1986-83	w/42 Amp Int. Reg.	DR	63	12	7127-9N	7294-9N
GM 6.0L (366) V8 Gas	1983	w/66 Amp	DR	94	12	7294-9N	
GM 7.0L (427) V8 Gas	1989-85	w/70 Amp	DR	85	12	7134-9N	
L6 4.8L 292cid	1986-84	w/108 Amp	DR	120	12	7287-9N	
L6 4.8L 292cid		w/56 Amp	DR	94	12	7294-9N	
L6 4.8L 292cid	1986-83	w/42 Amp Int. Reg.	DR	63	12	7127-9N	7294-9N
L6 4.8L 292cid	1986-80	w/70 Amp	DR	85	12	7134-9N	
L6 4.8L 292cid	1982-79	w/63 Amp	DR	63	12	7127-9N	7294-9N
L6 4.8L 292cid	1983	w/66 Amp	DR	94	12	7294-9N	
P6							
Caterpillar 3116	1993-91	160 Amp	DR	160	12	8028N	
GM 7.0L (427) V8 Gas	1993	160 Amp	DR	160	12	8028N	
P6500							
8 Cyl. 6.0L 366cid	1991	DR CS144 IR/ EF, 145 Amp	DR	145	12	7684N	
8 Cyl. 6.0L 366cid		w/124 Amp	DR	145	12	7684N	
Cummins BT 3.9L Diesel	1992-89	w/66 Amp	DR	94	12	7294-9N	
DD 8.2L (N, T)	1993-89	Delco 21SI, 130 Amp Series	DR	130	12	7971N	
DD 8.2L (N, T)		w/105 Amp	DR	130	12	7971N	
DD 8.2L (N, T)	1993-84	w/ Air Brakes, 27SI, 100 Amp	DR	100	12	7850N	8076N
GM 4.8L (292) L6 Gas	1986-84	w/108 Amp	DR	120	12	7287-9N	
GM 4.8L (292) L6 Gas		w/42 Amp Int. Reg.	DR	63	12	7127-9N	7294-9N
GM 4.8L (292) L6 Gas		w/56 Amp	DR	94	12	7294-9N	
GM 4.8L (292) L6 Gas		w/70 Amp	DR	85	12	7134-9N	
GM 5.7L (350) V8 Gas	1990-84	w/108 Amp	DR	120	12	7287-9N	
GM 5.7L (350) V8 Gas		w/70 Amp	DR	85	12	7134-9N	
GM 5.7L (350) V8 Gas	1986-84	w/42 Amp Int. Reg.	DR	63	12	7127-9N	7294-9N
GM 5.7L (350) V8 Gas		w/56 Amp	DR	94	12	7294-9N	
GM 5.7L (350) V8 Gas	1989	w/108 Amp	DR	120	12	7287-12N	
GM 6.0L (366) V8 Gas	1990-84	w/108 Amp	DR	120	12	7287-9N	
GM 6.0L (366) V8 Gas	1990-83	w/70 Amp	DR	85	12	7134-9N	
GM 6.0L (366) V8 Gas	1986-84	w/42 Amp Int. Reg.	DR	63	12	7127-9N	7294-9N
GM 6.0L (366) V8 Gas		w/56 Amp	DR	94	12	7294-9N	
GM 7.0L (427) V8 Gas	1992-91	w/124 Amp	DR	145	12	7684N	
GM 7.0L (427) V8 Gas	1989-83	w/70 Amp	DR	85	12	7134-9N	
GM 7.0L (427) V8 Gas	1991	DR CS144 IR/ EF, 145 Amp	DR	145	12	7684N	
GM 7.0L (427) V8 Gas	1990	w/108 Amp	DR	120	12	7287-9N	
GM 7.0L (427) V8 Gas		w/70 Amp	DR	85	12	7134-9N	
GM 7.0L (427) V8 Gas	1989	w/108 Amp	DR	120	12	7287-12N	
L6 6.6L 403cid	1996-95	Caterpillar 3116, DR 21SI, 130 Amp	DR	130	12	7971N	
V8 6.0L 366cid	1996-92	DR CS144 IR/ EF, 145 Amp	DR	145	12	7684N	
V8 6.0L 366cid		w/124 Amp	DR	145	12	7684N	
V8 7.0L 7011cc 427cid		DR CS144 IR/ EF, 145 Amp	DR	145	12	7684N	
V8 7.0L 7011cc 427cid	1993	w/124 Amp	DR	145	12	7684N	
P7							
Caterpillar 3116	1996-95	DR 21SI, 130 Amp	DR	130	12	7971N	
PS4500							
GM 4.8L (292) L6 Gas	1978-77	w/42 Amp Int. Reg.	DR	63	12	7127-9N	7294-9N
GM 4.8L (292) L6 Gas		w/63 Amp	DR	63	12	7127-9N	7294-9N
GM 4.8L (292) L6 Gas		w/80 Amp	DR	100	12	7157MN	
Q50							
GMC Toro-Flo D-351	1966-65	All Models (Opt.)	DR	63	12	7122N	
GMC Toro-Flo D-351		All Models (Std.)	DR	63	12	7122N	
Q60							
GMC Toro-Flo D-478	1966-63	All Models (Std.)	DR	63	12	7122N	
Q80							
GMC Toro-Flo D-478	1965-63	All Models (Std.)	DR	63	12	7122N	
R2500							
L6 4.8L 292cid	1988-87	Std. w/AC	DR	94	12	7294-9N	

ALTERNATORS

ALTERNATORS AND GENERATORS

ENGINE	YEAR	APPLICATION	Mfg	Amp	Volt	PART NO.	OPT. NO.
GMC (Cont'd)							
R2500 (Cont'd)							
L6 4.8L 292cid	1988-87	Std. w/o AC	DR	63	12	7127-9N	7294-9N
V6 4.3L 262cid	1987	w/2-Pin Alt Plug, Opt. 94 Amp	DR	94	12	7294-12N	
V6 4.3L 262cid		w/2-Pin Alt Plug, Std. 66 Amp	DR	94	12	7294-12N	
V6 4.3L 262cid		w/4-Pin Alt Plug, 4-Groove Pulley, 85 Amp	DR	100-105	12	7861-11N-4G	
V6 4.3L 262cid		w/4-Pin Alt Plug, 6-Groove Pulley, 100 Amp	DR	100-105	12	7861-11N-6G	
V8 5.0L 305cid		w/2-Pin Alt Plug, Opt. 94 Amp	DR	94	12	7294-3N	
V8 5.0L 305cid		w/2-Pin Alt Plug, Std. 66 Amp	DR	94	12	7294-3N	
V8 5.0L 305cid		w/4-Pin Alt Plug, 4-Groove Pulley, 85 Amp	DR	100-105	12	7861-11N-4G	
V8 5.0L 305cid		w/4-Pin Alt Plug, 6-Groove Pulley, 100 Amp	DR	100-105	12	7861-11N-6G	
V8 5.7L 350cid	1989-87	w/2-Pin Alt Plug, Opt. 94 Amp	DR	94	12	7294-3N	
V8 5.7L 350cid		w/2-Pin Alt Plug, Std. 66 Amp	DR	94	12	7294-3N	
V8 5.7L 350cid	1988-87	w/2-Pin Alt Plug, Std. 78 Amp	DR	94	12	7294-3N	
V8 5.7L 350cid		w/4-Pin Alt Plug, 105 Amp	DR	100-105	12	7802-11N-5G	
V8 5.7L 350cid	1989	w/4-Pin Alt Plug, Opt. 105 Amp	DR	100-105	12	7861-7N-6G	
V8 5.7L 350cid		w/4-Pin Alt Plug, Std. 100 Amp	DR	100-105	12	7861-7N-6G	
V8 6.2L 379cid	1989-87	Diesel, Opt	DR	94	12	7294-12N	
V8 6.2L 379cid		Diesel, Std. Unit	DR	94	12	7294-12N	
V8 7.4L 454cid	1989-88	w/2-Pin Alt Plug, Opt. 94 Amp	DR	94	12	7294-12N	
V8 7.4L 454cid		w/2-Pin Alt Plug, Std. 66 Amp	DR	94	12	7294-12N	
V8 7.4L 454cid	1989	DR CS144, 120 Amp, 5S pulley	DR	120	12	7901-2N-5G	
V8 7.4L 454cid		w/4-Pin Alt Plug, Opt. 120 Amp	DR	124	12	7901-2N	
V8 7.4L 454cid		w/4-Pin Alt Plug, Std. 85 Amp	DR	100-105	12	7802-3N	
V8 7.4L 454cid	1988	w/4-Pin Alt Plug, 105 Amp	DR	100-105	12	7802-11N-6G	
V8 7.4L 454cid	1987	66 Amp	DR	94	12	7294-12N	
V8 7.4L 454cid		94 Amp	DR	94	12	7294-12N	
R2500 Suburban							
V8 5.7L 350cid	1991-90	w/AC, 100 Amp	DR	100-105	12	7861-7N-6G	
V8 5.7L 350cid		w/AC, 105 Amp	DR	100-105	12	7861-7N-6G	
V8 5.7L 350cid		w/o AC, 85 Amp	DR	100-105	12	7861-7N-6G	
V8 5.7L 350cid	1989-87	w/2-Pin Alt Plug, Opt. 94 Amp	DR	94	12	7294-3N	
V8 5.7L 350cid		w/2-Pin Alt Plug, Std. 66 Amp	DR	94	12	7294-3N	
V8 5.7L 350cid	1988-87	w/4-Pin Alt Plug, 105 Amp	DR	100-105	12	7802-11N-5G	
V8 5.7L 350cid	1991	DR CS144, 120 Amp, 5S pulley	DR	120	12	7901-2N-5G	
V8 5.7L 350cid		Opt HD, 124 Amp	DR	124	12	7901-2N	
V8 5.7L 350cid	1989	w/4-Pin Alt Plug, Opt. 105 Amp	DR	100-105	12	7861-7N-6G	
V8 5.7L 350cid		w/4-Pin Alt Plug, Std. 100 Amp	DR	100-105	12	7861-7N-6G	
V8 6.2L 379cid	1990-87	Diesel, Opt. 78 Amp	DR	94	12	7294-12N	
V8 6.2L 379cid		Diesel, Std. 66 Amp	DR	94	12	7294-12N	
V8 6.2L 379cid	1991	Diesel	DR	105	12	7802-11N-1G	
V8 7.4L 454cid	1991-90	Opt. w/AC, 105 Amp	DR	100-105	12	7802-3N	
V8 7.4L 454cid		Std. w/AC, 100 Amp	DR	100-105	12	7802-3N	
V8 7.4L 454cid		Std. w/o AC, 85 Amp	DR	100-105	12	7802-3N	
V8 7.4L 454cid	1989-88	w/2-Pin Alt Plug, Opt. 94 Amp	DR	94	12	7294-12N	
V8 7.4L 454cid		w/2-Pin Alt Plug, Std. 66 Amp	DR	94	12	7294-12N	
V8 7.4L 454cid	1989	DR CS144, 120 Amp, 5S pulley	DR	120	12	7901-2N-5G	
V8 7.4L 454cid		w/4-Pin Alt Plug, Opt. 120 Amp	DR	124	12	7901-2N	
V8 7.4L 454cid		w/4-Pin Alt Plug, Std. 85 Amp	DR	100-105	12	7802-3N	
V8 7.4L 454cid	1988	w/4-Pin Alt Plug, 105 Amp	DR	100-105	12	7802-11N-6G	
V8 7.4L 454cid	1987	66 Amp	DR	94	12	7294-12N	
V8 7.4L 454cid		94 Amp	DR	94	12	7294-12N	
R3500							
L6 4.8L 292cid	1988-87	Std. w/AC	DR	94	12	7294-9N	
L6 4.8L 292cid		Std. w/o AC	DR	63	12	7127-9N	7294-9N
V8 5.7L 350cid	1989-87	w/2-Pin Alt Plug, Opt. 94 Amp	DR	94	12	7294-3N	
V8 5.7L 350cid		w/2-Pin Alt Plug, Std. 66 Amp	DR	94	12	7294-3N	
V8 5.7L 350cid	1988-87	w/2-Pin Alt Plug, Std. 78 Amp	DR	94	12	7294-3N	
V8 5.7L 350cid		w/4-Pin Alt Plug, 105 Amp	DR	100-105	12	7802-11N-5G	
V8 5.7L 350cid	1991	Std. Unit	DR	100-105	12	7802-3N	
V8 5.7L 350cid	1990	Opt. w/AC, 105 Amp	DR	100-105	12	7861-7N-6G	
V8 5.7L 350cid		Std. w/AC, 100 Amp	DR	100-105	12	7861-7N-6G	
V8 5.7L 350cid		Std. w/o AC, 85 Amp	DR	100-105	12	7861-7N-6G	
V8 5.7L 350cid	1989	w/4-Pin Alt Plug, Opt. 105 Amp	DR	100-105	12	7861-7N-6G	
V8 5.7L 350cid		w/4-Pin Alt Plug, Std. 100 Amp	DR	100-105	12	7861-7N-6G	
V8 6.2L 379cid	1990-87	Diesel, Opt	DR	94	12	7294-12N	
V8 6.2L 379cid		Diesel, Std. Unit	DR	94	12	7294-12N	

ALTERNATORS AND GENERATORS

ENGINE	YEAR	APPLICATION	Mfg	Amp	Volt	PART NO.	OPT. NO.
GMC (Cont'd)							
R3500 (Cont'd)							
V8 6.2L 379cid	1991	Diesel	DR	105	12	7802-11N-1G	
V8 7.4L 454cid	1989-88	w/2-Pin Alt Plug, Opt. 94 Amp	DR	94	12	7294-12N	
V8 7.4L 454cid		w/2-Pin Alt Plug, Std. 66 Amp	DR	94	12	7294-12N	
V8 7.4L 454cid	1991	Std. Unit	DR	100-105	12	7802-11N-6G	
V8 7.4L 454cid	1990	w/2-Pin Alt Plug, w/AC	DR	94	12	7294-12N	
V8 7.4L 454cid		w/2-Pin Alt Plug, w/o AC	DR	94	12	7294-12N	
V8 7.4L 454cid	1989	DR CS144, 120 Amp, 5S pulley	DR	120	12	7901-2N-5G	
V8 7.4L 454cid		w/4-Pin Alt Plug, Opt. 120 Amp	DR	124	12	7901-2N	
V8 7.4L 454cid		w/4-Pin Alt Plug, Std. 85 Amp	DR	100-105	12	7802-3N	
V8 7.4L 454cid	1988	w/4-Pin Alt Plug, 105 Amp	DR	100-105	12	7802-11N-6G	
V8 7.4L 454cid	1987	66 Amp	DR	94	12	7294-12N	
V8 7.4L 454cid		94 Amp	DR	94	12	7294-12N	
RM7500							
GM 6.6L (401) V6 Gas	1972-71	Opt. Unit	DR	63	12	7122N	
GM 6.6L (401) V6 Gas		Std. Unit	DR	63	12	7122N	
GM 7.8L (478) V6 Gas	1974-71	Std. Unit	DR	63	12	7122N	
S7							
GM 5.7L (350) V8 Gas	1989	Delco 94 Amp	DR	94	12	7294-12N	
GM 5.7L (350) V8 Gas		w/108 Amp	DR	120	12	7287-12N	
GM 6.0L (366) V8 Gas	1990	w/108 Amp	DR	120	12	7287-9N	
GM 6.0L (366) V8 Gas	1989	w/108 Amp	DR	120	12	7287-12N	
GM 8.2L (N,T) Diesel	1993-89	27SI, 100 Amp	DR	100	12	7850N	8076N
GM 8.2L (N,T) Diesel		Bosch Replacement Unit, 160 Amp, 3 Mounting Ears	BO	160	12	12490N	12715N
GM 8.2L (N,T) Diesel		Bosch Replacement Unit, 200 Amp	BO	200	12	12715N	
GM 8.2L (N,T) Diesel		Delco 21SI, 130 Amp Series	DR	130	12	7971N	
GM 8.2L (N,T) Diesel		w/105 Amp	DR	130	12	7971N	
Savana 2500							
V6 4.3L 262cid	2004-03	Delco AD244, 130-145 Amp	DR	130-145	12	8292N	8292N-253A
V6 4.3L 262cid		Std. 105 Amp	DR	105	12	8247N	
V6 4.3L 262cid	2002-01	145 Amp (DR44G) upgrade version	DR	145	12	8292N-DR	8292N-253A
V6 4.3L 262cid		253 Amp Aftermarket upgrade	DR	253	12	8292N-253A	
V6 4.3L 262cid		Opt. 130 Amp	DR	130-145	12	8292N	8292N-253A
V6 4.3L 262cid		Std. 105 Amp	DR	105	12	8247N	
V6 4.3L 262cid	2000-98	DR CS144, IR/ EF, 124 Amp, Std.	DR	140	12	8219N	
V6 4.3L 262cid		DR CS144, IR/EF, Opt., 140 Amp	DR	140	12	8219N	
V6 4.3L 262cid	2000-97	Internal Fan, Std. 100 Amp	DR	105	12	8206N	
V6 4.3L 262cid	2005	Bosch, 105 Amp	BO	110	12	11076N	8292N-DR
V6 4.3L 262cid		Delco AD244, 145 Amp	DR	130-145	12	8292N	8292N-253A
V6 4.3L 262cid	1997	DR CS144, IR/ EF, 124 Amp	DR	140	12	8219N	
V6 4.3L 262cid	1996	DR CS144, IR/ EF, 124 Amp	DR	140	12	8219N	
V6 4.3L 262cid		Internal Fan, Std. 100 Amp	DR	105	12	8206N	
V8 4.8L 294cid	2010-08	Delco, 145 Amp	DR	130-145	12	8292N	8292N-253A
V8 4.8L 294cid	2009-08	Delco DR44G, OE# 15847291	DR	145	12	8292N-DRC	8292N-253A
V8 4.8L 294cid	2007-05	Delco AD244, 145 Amp	DR	130-145	12	8292N	8292N-253A
V8 4.8L 294cid	2004-03	Delco AD244, 130-145 Amp	DR	130-145	12	8292N	8292N-253A
V8 4.8L 294cid		Std. 105 Amp	DR	105	12	8247N	
V8 4.8L 294cid	2011	VIN A, Delco, 145 Amp	DR	130-145	12	8292N	8292N-253A
V8 4.8L 294cid	2007	Bosch, 100 Amp	BO	110	12	11076N	8292N-DR
V8 4.8L 294cid	2006	Bosch, 100 Amp	BO	110	12	11076N	8292N-DR
V8 4.8L 294cid	2005	Bosch, 105 Amp	BO	110	12	11076N	8292N-DR
V8 5.0L 305cid	2002-01	145 Amp (DR44G) upgrade version	DR	145	12	8292N-DR	8292N-253A
V8 5.0L 305cid		253 Amp Aftermarket upgrade	DR	253	12	8292N-253A	
V8 5.0L 305cid		Opt. 130 Amp	DR	130-145	12	8292N	8292N-253A
V8 5.0L 305cid		Std. 105 Amp	DR	105	12	8247N	
V8 5.0L 305cid	2000-98	DR CS144, IR/ EF, 124 Amp, Std.	DR	140	12	8219N	
V8 5.0L 305cid		DR CS144, IR/EF, Opt., 140 Amp	DR	140	12	8219N	
V8 5.0L 305cid	2000-97	Internal Fan, Std. 100 Amp	DR	105	12	8206N	
V8 5.0L 305cid	1997	DR CS144, IR/ EF, 124 Amp	DR	140	12	8219N	
V8 5.0L 305cid	1996	DR CS144, IR/ EF, 124 Amp	DR	140	12	8219N	
V8 5.0L 305cid		Internal Fan, Std. 100 Amp	DR	105	12	8206N	
V8 5.3L 323cid	2004-03	Delco AD244, 130-145 Amp	DR	130-145	12	8292N	8292N-253A
V8 5.3L 323cid		Std. 105 Amp	DR	105	12	8247N	
V8 5.3L 323cid	2005	Bosch, 105 Amp	BO	110	12	11076N	8292N-DR
V8 5.3L 323cid		Delco AD244, 145 Amp	DR	130-145	12	8292N	8292N-253A

ALTERNATORS

ALTERNATORS AND GENERATORS

ENGINE	YEAR	APPLICATION	Mfg	Amp	Volt	PART NO.	OPT. NO.
GMC (Cont'd)							
Savana 2500 (Cont'd)							
V8 5.7L 350cid	2002-01	145 Amp (DR44G) upgrade version	DR	145	12	8292N-DR	8292N-253A
V8 5.7L 350cid		253 Amp Aftermarket upgrade	DR	253	12	8292N-253A	
V8 5.7L 350cid		Opt. 130 Amp	DR	130-145	12	8292N	8292N-253A
V8 5.7L 350cid		Std. 105 Amp	DR	105	12	8247N	
V8 5.7L 350cid	2000-98	DR CS144, IR/ EF, 124 Amp, Std.	DR	140	12	8219N	
V8 5.7L 350cid		DR CS144, IR/EF, Opt., 140 Amp	DR	140	12	8219N	
V8 5.7L 350cid	2000-96	Internal Fan, Std. 100 Amp	DR	105	12	8206N	
V8 5.7L 350cid	1997-96	DR CS144, IR/ EF, 124 Amp	DR	140	12	8219N	
V8 6.0L 5967cc 364cid	2010-08	Delco, 145 Amp	DR	130-145	12	8292N	8292N-253A
V8 6.0L 5967cc 364cid	2009-08	Delco DR44G, OE# 15847291	DR	145	12	8292N-DRC	8292N-253A
V8 6.0L 5967cc 364cid	2007-06	Bosch, 100 Amp	BO	110	12	11076N	8292N-DR
V8 6.0L 5967cc 364cid	2007-05	Delco AD244, 145 Amp	DR	130-145	12	8292N	8292N-253A
V8 6.0L 5967cc 364cid	2004-03	Delco AD244, 130-145 Amp	DR	130-145	12	8292N	8292N-253A
V8 6.0L 5967cc 364cid		Std. 105 Amp	DR	105	12	8247N	
V8 6.0L 5967cc 364cid	2011	VIN G, Delco, 145 Amp	DR	145	12	8292N-DRC	8292N-253A
V8 6.0L 5967cc 364cid	2005	Bosch, 105 Amp	BO	110	12	11076N	8292N-DR
V8 6.5L 395cid	2002-01	Diesel, 145 Amp (DR44G) upgrade version	DR	145	12	8292N-DR	8292N-253A
V8 6.5L 395cid		Diesel, 253 Amp Aftermarket upgrade	DR	253	12	8292N-253A	
V8 6.5L 395cid		Diesel, Opt. 130 Amp	DR	130-145	12	8292N	8292N-253A
V8 6.5L 395cid		Diesel, Std. 105 Amp	DR	105	12	8247N	
V8 6.5L 395cid	2000-99	Diesel, Internal Fan Alt, Std. 100 Amp, Tapered Collar Pulley	DR	100	12	8227N	8206N
V8 6.5L 395cid	2000-97	Diesel, DR CS144, IR/ EF, 124 Amp	DR	140	12	8219N	
V8 6.5L 395cid	1998-97	Diesel, Internal Fan, Std. 100 Amp	DR	105	12	8206N	
V8 6.5L 395cid	1996	DR CS144, IR/ EF, 124 Amp	DR	140	12	8219N	
V8 6.5L 395cid		Internal Fan, Opt. 105 Amp	DR	105	12	8206N	
V8 6.6L 400cid	2009-07	Diesel, Delco, 145 Amp	DR	130-145	12	8292N	8292N-253A
V8 6.6L 400cid	2006	Diesel, Bosch, 100 Amp	BO	110	12	11076N	8292N-DR
V8 6.6L 400cid		Diesel, Delco AD244, 145 Amp	DR	130-145	12	8292N	8292N-253A
Savana 3500							
V8 4.8L 294cid	2010-08	Delco, 145 Amp	DR	130-145	12	8292N	8292N-253A
V8 4.8L 294cid	2007-05	Delco AD244, 145 Amp	DR	130-145	12	8292N	8292N-253A
V8 4.8L 294cid	2011	VIN A, Delco, 145 Amp	DR	130-145	12	8292N	8292N-253A
V8 4.8L 294cid	2009	Delco DR44G 145 Amp	DR	145	12	8292N-DRC	8292N-253A
V8 4.8L 294cid	2008	Delco DR44G, OE# 15847291	DR	145	12	8292N-DRC	8292N-253A
V8 4.8L 294cid	2007	Bosch, 100 Amp	BO	110	12	11076N	8292N-DR
V8 4.8L 294cid	2006	Bosch, 100 Amp	BO	110	12	11076N	8292N-DR
V8 4.8L 294cid	2005	Bosch, 105 Amp	BO	110	12	11076N	8292N-DR
V8 4.8L 294cid	2004	Delco AD244, 130-145 Amp	DR	130-145	12	8292N	8292N-253A
V8 4.8L 294cid		Std. 105 Amp	DR	105	12	8247N	
V8 5.7L 350cid	2002-01	145 Amp (DR44G) upgrade version	DR	145	12	8292N-DR	8292N-253A
V8 5.7L 350cid		253 Amp Aftermarket upgrade	DR	253	12	8292N-253A	
V8 5.7L 350cid		Opt. 130 Amp	DR	130-145	12	8292N	8292N-253A
V8 5.7L 350cid		Std. 105 Amp	DR	105	12	8247N	
V8 5.7L 350cid	2000-98	DR CS144, IR/ EF, 124 Amp, Std.	DR	140	12	8219N	
V8 5.7L 350cid		DR CS144, IR/EF, Opt., 140 Amp	DR	140	12	8219N	
V8 5.7L 350cid	2000-96	Internal Fan, Std. 100 Amp	DR	105	12	8206N	
V8 5.7L 350cid	1997-96	DR CS144, IR/ EF, 124 Amp	DR	140	12	8219N	
V8 6.0L 5967cc 364cid	2010-08	Delco, 145 Amp	DR	130-145	12	8292N	8292N-253A
V8 6.0L 5967cc 364cid	2007-05	Delco AD244, 145 Amp	DR	130-145	12	8292N	8292N-253A
V8 6.0L 5967cc 364cid	2004-03	Delco AD244, 130-145 Amp	DR	130-145	12	8292N	8292N-253A
V8 6.0L 5967cc 364cid		Std. 105 Amp	DR	105	12	8247N	
V8 6.0L 5967cc 364cid	2011	VIN G, Delco, 145 Amp	DR	145	12	8292N-DRC	8292N-253A
V8 6.0L 5967cc 364cid	2009	Delco DR44G 145 Amp	DR	145	12	8292N-DRC	8292N-253A
V8 6.0L 5967cc 364cid	2008	Delco DR44G, OE# 15847291	DR	145	12	8292N-DRC	8292N-253A
V8 6.0L 5967cc 364cid	2007	Bosch, 100 Amp	BO	110	12	11076N	8292N-DR
V8 6.0L 5967cc 364cid	2006	Bosch, 100 Amp	BO	110	12	11076N	8292N-DR
V8 6.0L 5967cc 364cid	2005	Bosch, 105 Amp	BO	110	12	11076N	8292N-DR
V8 6.5L 395cid	2002-01	Diesel, 145 Amp (DR44G) upgrade version	DR	145	12	8292N-DR	8292N-253A
V8 6.5L 395cid		Diesel, 253 Amp Aftermarket upgrade	DR	253	12	8292N-253A	
V8 6.5L 395cid		Diesel, Opt. 130 Amp	DR	130-145	12	8292N	8292N-253A
V8 6.5L 395cid		Diesel, Std. 105 Amp	DR	105	12	8247N	
V8 6.5L 395cid	2000-99	Diesel, Internal Fan Alt, Std. 100 Amp, Tapered Collar Pulley	DR	100	12	8227N	8206N
V8 6.5L 395cid	2000-97	Diesel, DR CS144, IR/ EF, 124 Amp	DR	140	12	8219N	
V8 6.5L 395cid	1998-97	Diesel, Internal Fan, Std. 100 Amp	DR	105	12	8206N	
V8 6.5L 395cid	1996	DR CS144, IR/ EF, 124 Amp	DR	140	12	8219N	

ALTERNATORS AND GENERATORS

ENGINE	YEAR	APPLICATION	Mfg	Amp	Volt	PART NO.	OPT. NO.
GMC (Cont'd)							
Savana 3500 (Cont'd)							
V8 6.5L 395cid	1996	Internal Fan, Std. 100 Amp	DR	105	12	8206N	
V8 6.6L 400cid	2008-07	Diesel, Delco, 145 Amp	DR	130-145	12	8292N	8292N-253A
V8 6.6L 400cid	2009	Diesel, Delco 145 Amp	DR	130-145	12	8292N	8292N-253A
V8 6.6L 400cid	2006	Diesel, Bosch, 100 Amp	BO	110	12	11076N	8292N-DR
V8 6.6L 400cid		Diesel, Delco AD244, 145 Amp	DR	130-145	12	8292N	8292N-253A
V8 7.4L 454cid	2000-98	DR CS144, IR/ EF, 124 Amp, Std.	DR	140	12	8219N	
V8 7.4L 454cid		DR CS144, IR/EF, Opt., 140 Amp	DR	140	12	8219N	
V8 7.4L 454cid	2000-97	Internal Fan, Opt. 105 Amp	DR	105	12	8206N	
V8 7.4L 454cid	1997	100 Amp	DR	100-105	12	8165-3N	
V8 7.4L 454cid		105 Amp	DR	100-105	12	8165-3N	
V8 7.4L 454cid		DR CS144, IR/ EF, 124 Amp	DR	140	12	8219N	
V8 7.4L 454cid		Internal Fan, Std. 100 Amp	DR	105	12	8206N	
V8 7.4L 454cid	1996	DR CS144, IR/ EF, 124 Amp	DR	140	12	8219N	
V8 7.4L 454cid		Internal Fan, Std. 100 Amp	DR	105	12	8206N	
V8 8.1L 496cid	2002-01	145 Amp (DR44G) upgrade version	DR	145	12	8292N-DR	8292N-253A
V8 8.1L 496cid		253 Amp Aftermarket upgrade	DR	253	12	8292N-253A	
V8 8.1L 496cid		Opt. 130 Amp	DR	130-145	12	8292N	8292N-253A
V8 8.1L 496cid		Std. 105 Amp	DR	105	12	8247N	
Savana 4500							
V8 6.0L 5967cc 364cid	2009	Delco 145 Amp	DR	145	12	8292N-DRC	8292N-253A
SE5500							
GM 5.7L (350) V8 Gas	1972-71	Opt. Unit	DR	63	12	7122N	
GM 5.7L (350) V8 Gas		Std. Unit	DR	63	12	7122N	
GM 6.0L (366) V8 Gas		Opt. Int. Reg.	DR	63	12	7127-9N	7294-9N
GM 6.0L (366) V8 Gas		Opt. Unit	DR	63	12	7122N	
GM 6.0L (366) V8 Gas		Std. Unit	DR	63	12	7122N	
GM 6.0L (366) V8 Gas		w/42 Amp Int. Reg.	DR	63	12	7127-9N	7294-9N
SE6000							
GM 5.7L (350) V8 Gas	1978-76	w/DbI Mtg. Foot, 100 Amp	DR	100	12	7157MN	
GM 5.7L (350) V8 Gas	1978-73	Opt. Unit	DR	100	12	7157MN	
GM 5.7L (350) V8 Gas	1975-73	Opt. Int. Reg.	DR	63	12	7127-9N	7294-9N
GM 5.7L (350) V8 Gas		Std. Ext. Reg.	DR	63	12	7122N	
GM 5.7L (350) V8 Gas		w/42 Amp Int. Reg.	DR	63	12	7127-9N	7294-9N
SG5500							
GMC Toro-Flo DH-478	1972-71	Std. Unit	DR	63	12	7122N	
SG6000							
GMC Toro-Flo DH-478	1975-73	w/80 Amp	DR	100	12	7157MN	
Sierra 2500							
V8 5.3L 323cid	2000-99	145 Amp (DR44G) upgrade version	DR	145	12	8292N-DR	8292N-253A
V8 5.3L 323cid		253 Amp Aftermarket upgrade	DR	253	12	8292N-253A	
V8 5.3L 323cid		Delco AD230, 105 Amp	DR	105	12	8247N	
V8 5.3L 323cid		Valeo 130 Amp, Opt.	BO	130	12	13860N	8292N-DR
V8 5.3L 323cid	2000	Delco 130 Amp, 1st Design	DR	130-145	12	8292N	8292N-253A
V8 5.3L 323cid		Delco 130 Amp, 2nd Design	DR	130-145	12	8292N	8292N-253A
V8 5.3L 323cid	1999	Delco AD244, 130 Amp, Std.	DR	130-145	12	8292N	8292N-253A
V8 6.0L 5967cc 364cid	2004-99	145 Amp (DR44G) upgrade version	DR	145	12	8292N-DR	8292N-253A
V8 6.0L 5967cc 364cid		253 Amp Aftermarket upgrade	DR	253	12	8292N-253A	
V8 6.0L 5967cc 364cid	2004-03	AD244 Series 220 Amp upgrade	DR	220	12	8292N-DR220A	8292N-253A
V8 6.0L 5967cc 364cid		Delco 105 Amp	DR	105	12	8247N	
V8 6.0L 5967cc 364cid		Delco AD244, 145 Amp	DR	130-145	12	8292N	8292N-253A
V8 6.0L 5967cc 364cid	2002-99	Delco AD230, 105 Amp	DR	105	12	8247N	
V8 6.0L 5967cc 364cid	2001-99	Delco AD244, 130 Amp, Std.	DR	130-145	12	8292N	8292N-253A
V8 6.0L 5967cc 364cid	2000-99	Valeo 130 Amp, Opt.	BO	130	12	13860N	8292N-DR
V8 6.0L 5967cc 364cid	2002	Delco 145 Amp, Std.	DR	130-145	12	8292N	8292N-253A
V8 6.0L 5967cc 364cid	2001	Delco 130 Amp, Opt.	DR	130-145	12	8292N	8292N-253A
V8 6.0L 5967cc 364cid	2000	Delco 130 Amp, 1st Design	DR	130-145	12	8292N	8292N-253A
V8 6.0L 5967cc 364cid		Delco 130 Amp, 2nd Design	DR	130-145	12	8292N	8292N-253A
Sierra 2500 HD							
V8 6.0L 5967cc 364cid	2013-11	125 Amp	BO	125	12	11234N	8301N
V8 6.0L 5967cc 364cid		160 Amp	DR	160	12	8301N	
V8 6.0L 5967cc 364cid	2009-07	125 Amp, Dual Alternator, 2 used	BO	125	12	11234N	8301N
V8 6.0L 5967cc 364cid		125 Amp, Exc. Dual Alternator	BO	125	12	11234N	8301N

ALTERNATORS

ALTERNATORS AND GENERATORS

ENGINE	YEAR	APPLICATION	Mfg	Amp	Volt	PART NO.	OPT. NO.
GMC (Cont'd)							
Sierra 2500 HD (Cont'd)							
V8 6.0L 5967cc 364cid	2005-03	AD244 Series 220 Amp upgrade	DR	220	12	8292N-DR220A	8292N-253A
V8 6.0L 5967cc 364cid		Delco 105 Amp	DR	105	12	8247N	
V8 6.0L 5967cc 364cid		Delco AD244, 145 Amp	DR	130-145	12	8292N	8292N-253A
V8 6.0L 5967cc 364cid	2005-01	145 Amp (DR44G) upgrade version	DR	145	12	8292N-DR	8292N-253A
V8 6.0L 5967cc 364cid		253 Amp Aftermarket upgrade	DR	253	12	8292N-253A	
V8 6.0L 5967cc 364cid	2002-01	Delco AD230, 105 Amp	DR	105	12	8247N	
V8 6.0L 5967cc 364cid	2010	VIN G, 125 Amp	BO	125	12	11234N	8301N
V8 6.0L 5967cc 364cid		VIN G, 145 Amp	DR	145	12	8302N-6G2	8301N
V8 6.0L 5967cc 364cid		VIN G, 160 Amp	DR	160	12	8301N	
V8 6.0L 5967cc 364cid		VIN K, 125 Amp	BO	125	12	11234N	8301N
V8 6.0L 5967cc 364cid		VIN K, 145 Amp	DR	145	12	8302N-6G2	8301N
V8 6.0L 5967cc 364cid		VIN K, 160 Amp	DR	160	12	8301N	
V8 6.0L 5967cc 364cid	2009	160 Amp	DR	160	12	8301N	
V8 6.0L 5967cc 364cid	2008	Delco, 160 Amp	DR	160	12	8301N	
V8 6.0L 5967cc 364cid	2007	VIN K, Delco, 160 Amp	DR	160	12	8301N	
V8 6.0L 5967cc 364cid		VIN U, Bosch, 100 Amp	BO	110	12	11076N	8292N-DR
V8 6.0L 5967cc 364cid	2006	Bosch, 100 Amp	BO	110	12	11076N	8292N-DR
V8 6.0L 5967cc 364cid		Delco AD244, 145 Amp	DR	130-145	12	8292N	8292N-253A
V8 6.0L 5967cc 364cid	2002	Delco 130 Amp	DR	130-145	12	8292N	8292N-253A
V8 6.0L 5967cc 364cid	2001	Delco 130 Amp, Opt.	DR	130-145	12	8292N	8292N-253A
V8 6.0L 5967cc 364cid		Delco AD244, 130 Amp, Std.	DR	130-145	12	8292N	8292N-253A
V8 6.6L 400cid		125 Amp	BO	125	12	11234N	8301N
V8 6.6L 400cid	2009-08	125 Amp, Dual Alternator, 2 used	BO	125	12	11234N	8301N
V8 6.6L 400cid		125 Amp, Exc. Dual Alternator	BO	125	12	11234N	8301N
V8 6.6L 400cid		Delco, 160 Amp	DR	160	12	8301N	
V8 6.6L 400cid	2005-02	145 Amp (DR44G) upgrade version	DR	145	12	8292N-DR	8292N-253A
V8 6.6L 400cid		253 Amp Aftermarket upgrade	DR	253	12	8292N-253A	
V8 6.6L 400cid		AD244 Series 220 Amp upgrade	DR	220	12	8292N-DR220A	8292N-253A
V8 6.6L 400cid		Delco 105 Amp	DR	105	12	8247N	
V8 6.6L 400cid		Delco AD244, 145 Amp	DR	130-145	12	8292N	8292N-253A
V8 6.6L 400cid	2010	VIN 6, 125 Amp	BO	125	12	11234N	8301N
V8 6.6L 400cid	2007	VIN 6, 125 Amp, Dual Alternator, 2 used	BO	125	12	11234N	8301N
V8 6.6L 400cid		VIN 6, 125 Amp, Exc. Dual Alternator	BO	125	12	11234N	8301N
V8 6.6L 400cid		VIN 6, Delco, 160 Amp	DR	160	12	8301N	
V8 6.6L 400cid		VIN D, 145 Amp, Exc. Dual Alternator	DR	145	12	8489N	
V8 6.6L 400cid		VIN D, Bosch 100 Amp, Dual Alternator, 2 used	BO	110	12	11076N	8292N-DR
V8 6.6L 400cid	2006	VIN 2, Bosch 100 Amp	BO	110	12	11076N	8292N-DR
V8 6.6L 400cid		VIN 2, Delco 145 Amp	DR	145	12	8489N	
V8 6.6L 400cid		VIN D, Bosch 100 Amp	BO	110	12	11076N	8292N-DR
V8 6.6L 400cid		VIN D, Delco 145 Amp	DR	145	12	8489N	
V8 6.6L 400cid	2004	145 Amp (DR44G) upgrade version	DR	145	12	8292N-DR	8292N-253A
V8 6.6L 400cid		253 Amp Aftermarket upgrade	DR	253	12	8292N-253A	
V8 6.6L 400cid		AD244 Series 220 Amp upgrade	DR	220	12	8292N-DR220A	8292N-253A
V8 6.6L 400cid		Delco 105 Amp	DR	105	12	8247N	
V8 6.6L 400cid		Delco AD244, 145 Amp	DR	130-145	12	8292N	8292N-253A
V8 6.6L 400cid	2001	VIN 1, 130 Amp, Opt.	DR	130-145	12	8292N	8292N-253A
V8 6.6L 400cid		VIN 1, 145 Amp (DR44G) upgrade version	DR	145	12	8292N-DR	8292N-253A
V8 6.6L 400cid		VIN 1, 253 Amp Aftermarket upgrade	DR	253	12	8292N-253A	
V8 6.6L 400cid		VIN 1, Delco AD230, 105 Amp	DR	105	12	8247N	
V8 6.6L 400cid		VIN 1, Delco AD244, 130 Amp, Std.	DR	130-145	12	8292N	8292N-253A
V8 6.6L 403cid	2004	145 Amp (DR44G) upgrade version	DR	145	12	8292N-DR	8292N-253A
V8 6.6L 403cid		253 Amp Aftermarket upgrade	DR	253	12	8292N-253A	
V8 6.6L 403cid		AD244 Series 220 Amp upgrade	DR	220	12	8292N-DR220A	8292N-253A
V8 6.6L 403cid		Delco 105 Amp	DR	105	12	8247N	
V8 6.6L 403cid		Delco AD244, 145 Amp	DR	130-145	12	8292N	8292N-253A
V8 8.1L 496cid	2007-06	Bosch, 100 Amp	BO	110	12	11076N	8292N-DR
V8 8.1L 496cid	2005-03	AD244 Series 220 Amp upgrade	DR	220	12	8292N-DR220A	8292N-253A
V8 8.1L 496cid		Delco 105 Amp	DR	105	12	8247N	
V8 8.1L 496cid		Delco AD244, 145 Amp	DR	130-145	12	8292N	8292N-253A
V8 8.1L 496cid	2005-02	145 Amp (DR44G) upgrade version	DR	145	12	8292N-DR	8292N-253A
V8 8.1L 496cid		253 Amp Aftermarket upgrade	DR	253	12	8292N-253A	
V8 8.1L 496cid	2007	Delco, 145 Amp	DR	130-145	12	8292N	8292N-253A
V8 8.1L 496cid	2006	Delco AD244, 145 Amp	DR	130-145	12	8292N	8292N-253A
V8 8.1L 496cid	2002	Delco 130 Amp	DR	130-145	12	8292N	8292N-253A
V8 8.1L 496cid		Delco AD230, 105 Amp	DR	105	12	8247N	
V8 8.1L 496cid	2001	VIN G, 130 Amp, Opt.	DR	130-145	12	8292N	8292N-253A

ALTERNATORS AND GENERATORS

ENGINE	YEAR	APPLICATION	Mfg	Amp	Volt	PART NO.	OPT. NO.
GMC (Cont'd)							
Sierra 2500 HD (Cont'd)							
V8 8.1L 496cid	2001	VIN G, 145 Amp (DR44G) upgrade version	DR	145	12	8292N-DR	8292N-253A
V8 8.1L 496cid		VIN G, 253 Amp Aftermarket upgrade	DR	253	12	8292N-253A	
V8 8.1L 496cid		VIN G, Delco AD230, 105 Amp	DR	105	12	8247N	
V8 8.1L 496cid		VIN G, Delco AD244, 130 Amp, Std.	DR	130-145	12	8292N	8292N-253A
Sierra 3500							
V8 6.0L 5967cc 364cid	2007-06	Bosch, 100 Amp	BO	110	12	11076N	8292N-DR
V8 6.0L 5967cc 364cid	2005-03	AD244 Series 220 Amp upgrade	DR	220	12	8292N-DR220A	8292N-253A
V8 6.0L 5967cc 364cid		Delco 105 Amp	DR	105	12	8247N	
V8 6.0L 5967cc 364cid		Delco AD244, 145 Amp	DR	130-145	12	8292N	8292N-253A
V8 6.0L 5967cc 364cid	2005-01	145 Amp (DR44G) upgrade version	DR	145	12	8292N-DR	8292N-253A
V8 6.0L 5967cc 364cid		253 Amp Aftermarket upgrade	DR	253	12	8292N-253A	
V8 6.0L 5967cc 364cid	2002-01	Delco AD230, 105 Amp	DR	105	12	8247N	
V8 6.0L 5967cc 364cid	2007	Delco, 145 Amp	DR	130-145	12	8292N	8292N-253A
V8 6.0L 5967cc 364cid	2006	Delco AD244, 145 Amp	DR	130-145	12	8292N	8292N-253A
V8 6.0L 5967cc 364cid	2002	Delco 130 Amp	DR	130-145	12	8292N	8292N-253A
V8 6.0L 5967cc 364cid	2001	Delco 130 Amp, Opt.	DR	130-145	12	8292N	8292N-253A
V8 6.0L 5967cc 364cid		Delco AD244, 130 Amp, Std.	DR	130-145	12	8292N	8292N-253A
V8 6.6L 400cid	2005-03	AD244 Series 220 Amp upgrade	DR	220	12	8292N-DR220A	8292N-253A
V8 6.6L 400cid		Delco 105 Amp	DR	105	12	8247N	
V8 6.6L 400cid		Delco AD244, 145 Amp	DR	130-145	12	8292N	8292N-253A
V8 6.6L 400cid	2005-01	145 Amp (DR44G) upgrade version	DR	145	12	8292N-DR	8292N-253A
V8 6.6L 400cid		253 Amp Aftermarket upgrade	DR	253	12	8292N-253A	
V8 6.6L 400cid	2002-01	Delco AD230, 105 Amp	DR	105	12	8247N	
V8 6.6L 400cid	2007	145 Amp, Exc. Dual Alternator	DR	145	12	8489N	
V8 6.6L 400cid		Bosch 100 Amp, Dual Alternator, 2 used	BO	110	12	11076N	8292N-DR
V8 6.6L 400cid	2006	VIN 2, Bosch, 100 Amp	BO	110	12	11076N	8292N-DR
V8 6.6L 400cid		VIN 2, Delco, 145 Amp	DR	145	12	8489N	
V8 6.6L 400cid		VIN D, Bosch, 100 Amp	BO	110	12	11076N	8292N-DR
V8 6.6L 400cid		VIN D, Delco, 145 Amp	DR	145	12	8489N	
V8 6.6L 400cid	2002	Delco 130 Amp	DR	130-145	12	8292N	8292N-253A
V8 6.6L 400cid	2001	Delco 130 Amp, Opt.	DR	130-145	12	8292N	8292N-253A
V8 6.6L 400cid		Delco AD244, 130 Amp, Std.	DR	130-145	12	8292N	8292N-253A
V8 6.6L 403cid	2004	145 Amp (DR44G) upgrade version	DR	145	12	8292N-DR	8292N-253A
V8 6.6L 403cid		253 Amp Aftermarket upgrade	DR	253	12	8292N-253A	
V8 6.6L 403cid		AD244 Series 220 Amp upgrade	DR	220	12	8292N-DR220A	8292N-253A
V8 6.6L 403cid		Delco 105 Amp	DR	105	12	8247N	
V8 6.6L 403cid		Delco AD244, 145 Amp	DR	130-145	12	8292N	8292N-253A
V8 8.1L 496cid	2007-06	Bosch, 100 Amp	BO	110	12	11076N	8292N-DR
V8 8.1L 496cid	2005-03	AD244 Series 220 Amp upgrade	DR	220	12	8292N-DR220A	8292N-253A
V8 8.1L 496cid		Delco 105 Amp	DR	105	12	8247N	
V8 8.1L 496cid		Delco AD244, 145 Amp	DR	130-145	12	8292N	8292N-253A
V8 8.1L 496cid	2005-01	145 Amp (DR44G) upgrade version	DR	145	12	8292N-DR	8292N-253A
V8 8.1L 496cid		253 Amp Aftermarket upgrade	DR	253	12	8292N-253A	
V8 8.1L 496cid	2002-01	Delco AD230, 105 Amp	DR	105	12	8247N	
V8 8.1L 496cid	2007	Delco, 145 Amp	DR	130-145	12	8292N	8292N-253A
V8 8.1L 496cid	2006	Delco AD244, 145 Amp	DR	130-145	12	8292N	8292N-253A
V8 8.1L 496cid	2002	Delco 130 Amp	DR	130-145	12	8292N	8292N-253A
V8 8.1L 496cid	2001	Delco 130 Amp, Opt.	DR	130-145	12	8292N	8292N-253A
V8 8.1L 496cid		Delco AD244, 130 Amp, Std.	DR	130-145	12	8292N	8292N-253A
Sierra 3500 HD							
V8 6.0L 5967cc 364cid	2013-11	125 Amp	BO	125	12	11234N	8301N
V8 6.0L 5967cc 364cid		160 Amp	DR	160	12	8301N	
V8 6.0L 5967cc 364cid	2010-09	VIN K, 160 Amp	DR	160	12	8301N	
V8 6.0L 5967cc 364cid	2008-07	125 Amp, Exc. Dual Alternator	BO	125	12	11234N	8301N
V8 6.0L 5967cc 364cid	2010	VIN G, 125 Amp	BO	125	12	11234N	8301N
V8 6.0L 5967cc 364cid		VIN G, 160 Amp	DR	160	12	8301N	
V8 6.0L 5967cc 364cid		VIN K, 125 Amp	BO	125	12	11234N	8301N
V8 6.0L 5967cc 364cid	2009	VIN K, 125 Amp, Dual Alternator, 2 used	BO	125	12	11234N	8301N
V8 6.0L 5967cc 364cid		VIN K, 125 Amp, Exc. Dual Alternator	BO	125	12	11234N	8301N
V8 6.0L 5967cc 364cid	2008	125 Amp, Dual Alternator, 2 used	BO	125	12	11234N	8301N
V8 6.0L 5967cc 364cid		160 Amp	DR	160	12	8301N	
V8 6.0L 5967cc 364cid	2007	125 Amp, Dual Alternator, 2 used	BO	125	12	11234N	8301N
V8 6.0L 5967cc 364cid		Delco, 160 Amp	DR	160	12	8301N	
V8 6.6L 400cid	2012-11	125 Amp	BO	125	12	11234N	8301N
V8 6.6L 400cid	2008-07	125 Amp, Exc. Dual Alternator	BO	125	12	11234N	8301N

ALTERNATORS

ALTERNATORS AND GENERATORS

ENGINE	YEAR	APPLICATION	Mfg	Amp	Volt	PART NO.	OPT. NO.
GMC (Cont'd)							
Sierra 3500 HD (Cont'd)							
V8 6.6L 400cid	2008-07	160 Amp	DR	160	12	8301N	
V8 6.6L 400cid	2010	VIN 6, 125 Amp	BO	125	12	11234N	8301N
V8 6.6L 400cid	2009	VIN 6, 125 Amp, Dual Alternator, 2 used	BO	125	12	11234N	8301N
V8 6.6L 400cid		VIN 6, 125 Amp, Exc. Dual Alternator	BO	125	12	11234N	8301N
V8 6.6L 400cid		VIN 6, 160 Amp	DR	160	12	8301N	
V8 6.6L 400cid	2008	125 Amp, Dual Alternator, 2 used	BO	125	12	11234N	8301N
V8 6.6L 400cid	2007	125 Amp, Dual Alternator, 2 used	BO	125	12	11234N	8301N
Sierra C3							
V8 6.0L 5967cc 364cid	2001	145 Amp (DR44G) upgrade version	DR	145	12	8292N-DR	8292N-253A
V8 6.0L 5967cc 364cid		253 Amp Aftermarket upgrade	DR	253	12	8292N-253A	
V8 6.0L 5967cc 364cid		Delco 130 Amp, Opt.	DR	130-145	12	8292N	8292N-253A
V8 6.0L 5967cc 364cid		Delco AD230, 105 Amp	DR	105	12	8247N	
V8 6.0L 5967cc 364cid		Delco AD244, 130 Amp, Std.	DR	130-145	12	8292N	8292N-253A
SM5500							
GM 5.0L (305) V6 Gas	1972-71	Opt. Unit	DR	63	12	7122N	
GM 5.0L (305) V6 Gas		Std. Unit	DR	63	12	7122N	
GM 5.8L (351) V6 Gas		Opt. Unit	DR	63	12	7122N	
GM 5.8L (351) V6 Gas		Std. Unit	DR	63	12	7122N	
SM6000							
GM 5.0L (305) V6 Gas	1974-73	Opt. Unit	DR	63	12	7127-9N	7294-9N
GM 5.0L (305) V6 Gas		w/42 Amp Int. Reg.	DR	63	12	7127-9N	7294-9N
GM 5.0L (305) V6 Gas		w/80 Amp	DR	100	12	7157MN	
GM 6.2L (379) V6 Gas		Opt. Unit	DR	63	12	7127-9N	7294-9N
GM 6.2L (379) V6 Gas		Opt. Unit	DR	100	12	7157MN	
GM 6.2L (379) V6 Gas		w/42 Amp Int. Reg.	DR	63	12	7127-9N	7294-9N
SM6500							
GM 6.2L (379) V6 Gas	1974-73	Opt. Unit	DR	63	12	7127-9N	7294-9N
GM 6.2L (379) V6 Gas		Opt. Unit	DR	100	12	7157MN	
GM 6.2L (379) V6 Gas		w/42 Amp Int. Reg.	DR	63	12	7127-9N	7294-9N
SS5500							
GM 4.8L (292) L6 Gas	1972-71	Opt. Unit	DR	63	12	7122N	
GM 4.8L (292) L6 Gas		Std. Unit	DR	63	12	7122N	
SS6000							
GM 4.8L (292) L6 Gas	1976-73	w/80 Amp	DR	100	12	7157MN	
GM 4.8L (292) L6 Gas	1975-73	Opt. Int. Reg.	DR	63	12	7127-9N	7294-9N
GM 4.8L (292) L6 Gas		Std. Ext. Reg.	DR	63	12	7122N	
GM 4.8L (292) L6 Gas		w/42 Amp Int. Reg.	DR	63	12	7127-9N	7294-9N
GM 4.8L (292) L6 Gas	1976	w/63 Amp Int. reg.	DR	63	12	7127-9N	7294-9N
T40							
DD 3-53	1970-67	All Models (Opt.)	DR	63	12	7122N	
DD 3-53		All Models (Std.)	DR	63	12	7122N	
GM 3.8L (230) L6 Gas	1967-63	w/Opt. 42 Amp	DR	63	12	7122N	
GM 3.8L (230) L6 Gas		w/Opt. 61 Amp	DR	63	12	7122N	
GM 3.8L (230) L6 Gas		w/Std. 37 Amp	DR	63	12	7122N	
T5500							
Caterpillar 3116	1998-97	Bosch Replacement Unit, 160 Amp, 3 Mounting Ears	BO	160	12	12490N	12715N
Caterpillar 3116		Bosch Replacement Unit, 200 Amp	BO	200	12	12715N	
Caterpillar 3116		DR 21SI, 130 Amp	DR	130	12	7971N	
Caterpillar 3116		DR 21SI, 160 Amp	DR	160	12	8028N	
Caterpillar 3126	2002-97	Bosch Replacement Unit, 160 Amp, 3 Mounting Ears	BO	160	12	12490N	12715N
Caterpillar 3126		Bosch Replacement Unit, 200 Amp	BO	200	12	12715N	
Caterpillar 3126		DR 21SI, 130 Amp	DR	130	12	7971N	
Caterpillar 3126		DR 21SI, 160 Amp	DR	160	12	8028N	
GM 6.0L (366) V8 Gas	1998-91	DR CS144 IR/ EF, 145 Amp	DR	145	12	7684N	
T6500							
6 Cyl. 7.2L 441cid	1997	Caterpillar 3126, Bosch Replacement Unit, 160 Amp, 3 Mounting Ears	BO	160	12	12490N	12715N
6 Cyl. 7.2L 441cid		Caterpillar 3126, Bosch Replacement Unit, 200 Amp	BO	200	12	12715N	
6 Cyl. 7.2L 441cid		Caterpillar 3126, DR 21SI, 160 Amp	DR	160	12	8028N	
8 Cyl. 6.0L 366cid	1996-91	DR CS144 IR/ EF, 145 Amp	DR	145	12	7684N	
Caterpillar 3126	2002	Bosch Replacement Unit, 200 Amp	BO	200	12	12715N	

ALTERNATORS AND GENERATORS

ENGINE	YEAR	APPLICATION	Mfg	Amp	Volt	PART NO.	OPT. NO.
GMC (Cont'd)							
T6500 (Cont'd)							
L6 6.6L 403cid	1998-97	Caterpillar 3116, Bosch Replacement Unit, 160 Amp, 3 Mounting Ears	BO	160	12	12490N	12715N
L6 6.6L 403cid		Caterpillar 3116, Bosch Replacement Unit, 200 Amp	BO	200	12	12715N	
L6 6.6L 403cid		Caterpillar 3116, DR 21SI, 130 Amp	DR	130	12	7971N	
L6 7.2L 441cid	2002-98	Caterpillar 3126, Bosch Replacement Unit, 160 Amp, 3 Mounting Ears	BO	160	12	12490N	12715N
L6 7.2L 441cid		Caterpillar 3126, DR 21SI, 130 Amp	DR	130	12	7971N	
L6 7.2L 441cid		Caterpillar 3126, Bosch Replacement Unit, 200 Amp	BO	200	12	12715N	
L6 7.8L 475cid	2009-99	DR 22SI Quad Pad Mt., 100 Amp	DR	130	12	8364N	8707N
L6 7.8L 475cid	1998-97	DR 22SI Quad Pad Mt., 130 Amp	DR	130	12	8364N	8707N
V8 6.0L 366cid		DR CS130, 105 Amp, 10mm Adj.Ear	DR	100-105	12	7960N	
V8 6.0L 366cid		DR CS144 IR/ EF, 145 Amp	DR	145	12	7684N	
T7500							
6 Cyl. 7.2L 441cid	1997	Caterpillar 3126, Bosch Replacement Unit, 160 Amp, 3 Mounting Ears	BO	160	12	12490N	12715N
6 Cyl. 7.2L 441cid		Caterpillar 3126, DR 21SI, 160 Amp	DR	160	12	8028N	
8 Cyl. 6.0L 366cid	1996-91	DR CS144 IR/ EF, 145 Amp	DR	145	12	7684N	
Caterpillar 3126	1997	Bosch Replacement Unit, 200 Amp	BO	200	12	12715N	
L6 6.6L 403cid	1998-97	Caterpillar 3116, Bosch Replacement Unit, 160 Amp, 3 Mounting Ears	BO	160	12	12490N	12715N
L6 6.6L 403cid		Caterpillar 3116, Bosch Replacement Unit, 200 Amp	BO	200	12	12715N	
L6 6.6L 403cid		Caterpillar 3116, DR 21SI, 130 Amp	DR	130	12	7971N	
L6 7.2L 441cid	2002-98	Caterpillar 3126, Bosch Replacement Unit, 160 Amp, 3 Mounting Ears	BO	160	12	12490N	12715N
L6 7.2L 441cid		Caterpillar 3126, Bosch Replacement Unit, 200 Amp	BO	200	12	12715N	
L6 7.2L 441cid		Caterpillar 3126, DR 21SI, 130 Amp	DR	130	12	7971N	
L6 7.8L 475cid	2009-99	DR 22SI Quad Pad Mt., 100 Amp	DR	130	12	8364N	8707N
L6 7.8L 475cid		DR 22SI Quad Pad Mt., 130 Amp	DR	130	12	8364N	
V8 6.0L 366cid		DR CS130, 105 Amp, 10mm Adj.Ear	DR	100-105	12	7960N	
V8 6.0L 366cid	1998-97	DR CS144 IR/ EF, 145 Amp	DR	145	12	7684N	
T8500							
Caterpillar 3116	1998-97	Bosch Replacement Unit, 160 Amp, 3 Mounting Ears	BO	160	12	12490N	12715N
Caterpillar 3116		Bosch Replacement Unit, 200 Amp	BO	200	12	12715N	
Caterpillar 3116		DR 21SI, 130 Amp	DR	130	12	7971N	
Caterpillar 3116	2002-97	DR 21SI, 160 Amp	DR	160	12	8028N	12715N
Caterpillar 3126		Bosch Replacement Unit, 160 Amp, 3 Mounting Ears	BO	160	12	12490N	
Caterpillar 3126		Bosch Replacement Unit, 200 Amp	BO	200	12	12715N	
Caterpillar 3126	2009-98	DR 21SI, 130 Amp	DR	130	12	7971N	8707N
Caterpillar 3126		DR 21SI, 160 Amp	DR	160	12	8028N	
GM 7.8L (476) Diesel		DR 22SI Quad Pad Mt., 100 Amp	DR	130	12	8364N	
GM 7.8L (476) Diesel		DR 22SI Quad Pad Mt., 130 Amp	DR	130	12	8364N	8707N
TD50							
DD 4-53	1969-67	All Models (Opt.)	DR	63	12	7122N	
DD 4-53		All Models (Std.)	DR	63	12	7122N	
TD60							
DD 4-53	1969-67	All Models (Std.)	DR	63	12	7122N	
TE5500							
GM 4.6L (283) V8 Gas	1967-63	All Models (Opt.)	DR	63	12	7122N	
GM 4.6L (283) V8 Gas		All Models (Std.)	DR	63	12	7122N	
GM 5.0L (307) V8 Gas	1970-68	w/Opt. 42 Amp	DR	63	12	7122N	
GM 5.0L (307) V8 Gas		w/Opt. 61 Amp	DR	63	12	7122N	
GM 5.0L (307) V8 Gas		w/Std. 37 Amp	DR	63	12	7122N	
GM 5.4L (327) V8 Gas	1968-63	All Models (Opt.)	DR	63	12	7122N	
GM 5.4L (327) V8 Gas		All Models (Std.)	DR	63	12	7122N	
GM 5.7L (350) V8 Gas	1972-71	Opt. Unit	DR	63	12	7122N	
GM 5.7L (350) V8 Gas		Std. Unit	DR	63	12	7122N	
GM 5.7L (350) V8 Gas	1970-69	w/Opt. 42 Amp	DR	63	12	7122N	
GM 5.7L (350) V8 Gas		w/Opt. 61 Amp	DR	63	12	7122N	
GM 6.0L (366) V8 Gas	1978-76	w/63 Amp	DR	63	12	7127-9N	7294-9N
GM 6.0L (366) V8 Gas		w/65 Amp (H.D.)	DR	80	12	7138N	
GM 6.0L (366) V8 Gas	1978-73	w/80 Amp	DR	100	12	7157MN	7850N
GM 6.0L (366) V8 Gas	1978-69	w/42 Amp Int. Reg.	DR	63	12	7127-9N	7294-9N
GM 6.0L (366) V8 Gas	1975-73	w/42 Amp (Ext. Reg.)	DR	63	12	7122N	

ALTERNATORS

ALTERNATORS AND GENERATORS

ENGINE	YEAR	APPLICATION	Mfg	Amp	Volt	PART NO.	OPT. NO.
GMC (Cont'd)							
TE5500 (Cont'd)							
GM 6.0L (366) V8 Gas	1975-73	w/61 Amp (Ext. Reg.)	DR	63	12	7122N	
GM 6.0L (366) V8 Gas	1972-71	Opt. Unit	DR	63	12	7122N	
GM 6.0L (366) V8 Gas		Opt. Unit	DR	63	12	7127-9N	7294-9N
GM 6.0L (366) V8 Gas		Std. Unit	DR	63	12	7122N	
GM 6.0L (366) V8 Gas	1970-69	w/42 Amp Ext. Reg.	DR	63	12	7122N	
GM 6.0L (366) V8 Gas		w/61 Amp Int. Reg.	DR	63	12	7127-9N	7294-9N
GM 6.0L (366) V8 Gas	1968-66	w/42 Amp Ext. Reg.	DR	63	12	7122N	
GM 6.0L (366) V8 Gas		w/61 Amp Ext. Reg.	DR	63	12	7122N	
GM 7.0L (427) V8 Gas	1978-76	w/63 Amp	DR	63	12	7127-9N	7294-9N
GM 7.0L (427) V8 Gas		w/65 Amp (H.D.)	DR	80	12	7138N	7850N
GM 7.0L (427) V8 Gas	1978-73	w/80 Amp	DR	100	12	7157MN	
GM 7.0L (427) V8 Gas	1978-69	w/42 Amp Int. Reg.	DR	63	12	7127-9N	7294-9N
GM 7.0L (427) V8 Gas	1975-73	w/42 Amp (Ext. Reg.)	DR	63	12	7122N	
GM 7.0L (427) V8 Gas		w/61 Amp (Ext. Reg.)	DR	63	12	7122N	
GM 7.0L (427) V8 Gas	1972-71	Opt. Unit	DR	63	12	7127-9N	7294-9N
GM 7.0L (427) V8 Gas	1970-69	w/42 Amp Ext. Reg.	DR	63	12	7122N	
GM 7.0L (427) V8 Gas		w/61 Amp Int. Reg.	DR	63	12	7127-9N	7294-9N
GM 7.0L (427) V8 Gas	1968-66	w/42 Amp Ext. Reg.	DR	63	12	7122N	
GM 7.0L (427) V8 Gas		w/61 Amp Ext. Reg.	DR	63	12	7122N	
GM 7.4L (454) V8 Gas	1978-73	w/42 Amp Int. Reg.	DR	63	12	7127-9N	7294-9N
GM 7.4L (454) V8 Gas		w/63 Amp (Int. Reg.)	DR	63	12	7127-9N	7294-9N
GM 7.4L (454) V8 Gas		w/80 Amp	DR	100	12	7157MN	
GM 7.4L (454) V8 Gas	1975-73	w/37 Amp (Ext. Reg.)	DR	63	12	7122N	
GM 7.4L (454) V8 Gas		w/61 Amp (Int. Reg.)	DR	63	12	7127-9N	7294-9N
TE6000							
GM 4.6L (283) V8 Gas	1967-63	All Models (Opt.)	DR	63	12	7122N	
GM 4.6L (283) V8 Gas		All Models (Std.)	DR	63	12	7122N	
GM 5.0L (307) V8 Gas	1970-68	w/Opt. 42 Amp	DR	63	12	7122N	
GM 5.0L (307) V8 Gas		w/Opt. 61 Amp	DR	63	12	7122N	
GM 5.0L (307) V8 Gas		w/Std. 37 Amp	DR	63	12	7122N	
GM 5.4L (327) V8 Gas	1968-63	All Models (Opt.)	DR	63	12	7122N	
GM 5.4L (327) V8 Gas		All Models (Std.)	DR	63	12	7122N	
GM 5.7L (350) V8 Gas	1978-76	w/63 Amp	DR	63	12	7127-9N	7294-9N
GM 5.7L (350) V8 Gas		w/65 Amp (H.D.)	DR	80	12	7138N	7850N
GM 5.7L (350) V8 Gas		w/80 Amp	DR	100	12	7157MN	
GM 5.7L (350) V8 Gas	1978-73	w/42 Amp Int. Reg.	DR	63	12	7127-9N	7294-9N
GM 5.7L (350) V8 Gas	1975-73	Opt. Int. Reg.	DR	63	12	7127-9N	7294-9N
GM 5.7L (350) V8 Gas		Std. Ext. Reg.	DR	63	12	7122N	
GM 5.7L (350) V8 Gas	1972-71	Opt. Unit	DR	63	12	7122N	
GM 5.7L (350) V8 Gas		Std. Unit	DR	63	12	7122N	
GM 5.7L (350) V8 Gas	1970-69	w/Opt. 42 Amp	DR	63	12	7122N	
GM 5.7L (350) V8 Gas		w/Opt. 61 Amp	DR	63	12	7122N	
GM 5.7L (350) V8 Gas		w/Std. 37 Amp	DR	63	12	7122N	
GM 6.0L (366) V8 Gas	1978-76	w/65 Amp (H.D.)	DR	80	12	7138N	7850N
GM 6.0L (366) V8 Gas	1978-73	w/80 Amp	DR	100	12	7157MN	
GM 6.0L (366) V8 Gas	1978-69	w/42 Amp Int. Reg.	DR	63	12	7127-9N	7294-9N
GM 6.0L (366) V8 Gas	1975-73	w/42 Amp (Ext. Reg.)	DR	63	12	7122N	
GM 6.0L (366) V8 Gas		w/61 Amp (Ext. Reg.)	DR	63	12	7122N	
GM 6.0L (366) V8 Gas	1972-71	Opt. Unit	DR	63	12	7122N	
GM 6.0L (366) V8 Gas		Opt. Unit	DR	63	12	7127-9N	7294-9N
GM 6.0L (366) V8 Gas		Std. Unit	DR	63	12	7122N	
GM 6.0L (366) V8 Gas	1970-69	w/42 Amp Ext. Reg.	DR	63	12	7122N	
GM 6.0L (366) V8 Gas		w/61 Amp Int. Reg.	DR	63	12	7127-9N	7294-9N
GM 6.0L (366) V8 Gas	1968-66	w/42 Amp Ext. Reg.	DR	63	12	7122N	
GM 6.0L (366) V8 Gas		w/61 Amp Ext. Reg.	DR	63	12	7122N	
GM 7.0L (427) V8 Gas	1978-76	w/63 Amp	DR	63	12	7127-9N	7294-9N
GM 7.0L (427) V8 Gas		w/65 Amp (H.D.)	DR	80	12	7138N	7850N
GM 7.0L (427) V8 Gas	1978-69	w/42 Amp Int. Reg.	DR	63	12	7127-9N	7294-9N
GM 7.0L (427) V8 Gas	1977-73	w/80 Amp	DR	100	12	7157MN	
GM 7.0L (427) V8 Gas	1975-73	w/61 Amp (Ext. Reg.)	DR	63	12	7122N	
GM 7.0L (427) V8 Gas	1975-69	w/42 Amp Ext. Reg.	DR	63	12	7122N	
GM 7.0L (427) V8 Gas	1972-71	Opt. Unit	DR	63	12	7127-9N	7294-9N
GM 7.0L (427) V8 Gas	1970-69	w/61 Amp Int. Reg.	DR	63	12	7127-9N	7294-9N
GM 7.0L (427) V8 Gas	1968-66	w/42 Amp Ext. Reg.	DR	63	12	7122N	
GM 7.0L (427) V8 Gas		w/61 Amp Ext. Reg.	DR	63	12	7122N	

ALTERNATORS AND GENERATORS

ENGINE	YEAR	APPLICATION	Mfg	Amp	Volt	PART NO.	OPT. NO.
GMC (Cont'd)							
TE6000 (Cont'd)							
GM 7.4L (454) V8 Gas	1978-73	w/42 Amp Int. Reg.	DR	63	12	7127-9N	7294-9N
GM 7.4L (454) V8 Gas		w/63 Amp (Int. Reg.)	DR	63	12	7127-9N	7294-9N
GM 7.4L (454) V8 Gas		w/80 Amp	DR	100	12	7157MN	
GM 7.4L (454) V8 Gas	1975-73	w/37 Amp (Ext. Reg.)	DR	63	12	7122N	
GM 7.4L (454) V8 Gas		w/61 Amp (Int. Reg.)	DR	63	12	7127-9N	7294-9N
TE6500							
GM 6.0L (366) V8 Gas	1978-76	w/63 Amp	DR	63	12	7127-9N	7294-9N
GM 6.0L (366) V8 Gas		w/65 Amp (H.D.)	DR	80	12	7138N	7850N
GM 6.0L (366) V8 Gas	1978-73	w/80 Amp	DR	100	12	7157MN	
GM 6.0L (366) V8 Gas	1978-69	w/42 Amp Int. Reg.	DR	63	12	7127-9N	7294-9N
GM 6.0L (366) V8 Gas	1975-73	w/42 Amp (Ext. Reg.)	DR	63	12	7122N	
GM 6.0L (366) V8 Gas		w/61 Amp (Ext. Reg.)	DR	63	12	7122N	
GM 6.0L (366) V8 Gas	1972-71	Opt. Unit	DR	63	12	7122N	
GM 6.0L (366) V8 Gas		Opt. Unit	DR	63	12	7127-9N	7294-9N
GM 6.0L (366) V8 Gas		Std. Unit	DR	63	12	7122N	
GM 6.0L (366) V8 Gas	1970-69	w/42 Amp Ext. Reg.	DR	63	12	7122N	
GM 6.0L (366) V8 Gas		w/61 Amp Int. Reg.	DR	63	12	7127-9N	7294-9N
GM 6.0L (366) V8 Gas	1968-66	w/42 Amp Ext. Reg.	DR	63	12	7122N	
GM 6.0L (366) V8 Gas		w/61 Amp Ext. Reg.	DR	63	12	7122N	
GM 7.0L (427) V8 Gas	1978-76	w/63 Amp	DR	63	12	7127-9N	7294-9N
GM 7.0L (427) V8 Gas		w/65 Amp (H.D.)	DR	80	12	7138N	7850N
GM 7.0L (427) V8 Gas	1978-73	w/80 Amp	DR	100	12	7157MN	
GM 7.0L (427) V8 Gas	1978-69	w/42 Amp Int. Reg.	DR	63	12	7127-9N	7294-9N
GM 7.0L (427) V8 Gas	1975-73	w/42 Amp (Ext. Reg.)	DR	63	12	7122N	
GM 7.0L (427) V8 Gas		w/61 Amp (Ext. Reg.)	DR	63	12	7122N	
GM 7.0L (427) V8 Gas	1972-71	Opt. Unit	DR	63	12	7127-9N	7294-9N
GM 7.0L (427) V8 Gas	1970-69	w/42 Amp Ext. Reg.	DR	63	12	7122N	
GM 7.0L (427) V8 Gas		w/61 Amp Int. Reg.	DR	63	12	7127-9N	7294-9N
GM 7.0L (427) V8 Gas	1968-66	w/42 Amp Ext. Reg.	DR	63	12	7122N	
GM 7.0L (427) V8 Gas		w/61 Amp Ext. Reg.	DR	63	12	7122N	
GM 7.4L (454) V8 Gas	1978-73	w/42 Amp Int. Reg.	DR	63	12	7127-9N	7294-9N
GM 7.4L (454) V8 Gas		w/80 Amp	DR	100	12	7157MN	
GM 7.4L (454) V8 Gas	1975-73	w/37 Amp (Ext. Reg.)	DR	63	12	7122N	
GM 7.4L (454) V8 Gas		w/61 Amp (Int. Reg.)	DR	63	12	7127-9N	7294-9N
GM 7.4L (454) V8 Gas		w/63 Amp (Int. Reg.)	DR	63	12	7127-9N	7294-9N
TG5500							
GMC Toro-Flo DH-478	1975-71	Std. Unit	DR	63	12	7122N	
GMC Toro-Flo DH-478	1970-67	Opt. Unit	DR	63	12	7122N	
GMC Toro-Flo DH-478		Std. Unit	DR	63	12	7122N	
TG60							
GMC Toro-Flo DH-478	1975-71	Std. Unit	DR	63	12	7122N	
GMC Toro-Flo DH-478	1970-67	Opt. Unit	DR	63	12	7122N	
GMC Toro-Flo DH-478		Std. Unit	DR	63	12	7122N	
TG70							
GMC Toro-Flo DH-478	1969-66	Opt. Unit	DR	63	12	7122N	
GMC Toro-Flo DH-478		Std. Unit	DR	63	12	7122N	
TJ70							
GMC Toro-Flo DH-637	1968-66	Std. Unit	DR	63	12	7122N	
TM5500							
GM 5.0L (305) V6 Gas	1972-71	Opt. Unit	DR	63	12	7122N	
GM 5.0L (305) V6 Gas		Std. Unit	DR	63	12	7122N	
TM6000							
GM 5.0L (305) V6 Gas	1974-73	Std. Unit	DR	63	12	7122N	
GM 5.0L (305) V6 Gas		w/80 Amp	DR	100	12	7157MN	
GM 6.2L (379) V6 Gas		Opt. Unit	DR	100	12	7157MN	
GM 6.2L (379) V6 Gas		Std. Unit	DR	63	12	7122N	
TM6500							
GM 5.0L (305) V6 Gas	1974-73	Opt. Unit	DR	100	12	7157MN	
GM 5.0L (305) V6 Gas	1972-67	DR. 55 Amp	DR	63	12	7122N	
GM 5.8L (351) V6 Gas		DR. 55 Amp	DR	63	12	7122N	
GM 6.2L (379) V6 Gas	1974-73	Opt. Unit	DR	63	12	7127-9N	7294-9N
GM 6.2L (379) V6 Gas		Opt. Unit	DR	100	12	7157MN	

ALTERNATORS

ALTERNATORS AND GENERATORS

ENGINE	YEAR	APPLICATION	Mfg	Amp	Volt	PART NO.	OPT. NO.
GMC (Cont'd)							
TM6500 (Cont'd)							
GM 6.2L (379) V6 Gas	1974-73	Std. Unit	DR	63	12	7122N	
GM 6.2L (379) V6 Gas		Std. Unit	DR	63	12	7127-9N	7294-9N
GM 7.1L (432) V6 Gas		Opt. Unit	DR	100	12	7157MN	
GM 7.1L (432) V6 Gas		Std. Unit	DR	63	12	7122N	
TM7500							
GM 5.0L (305) V6 Gas	1974-73	Opt. Unit	DR	100	12	7157MN	
GM 5.0L (305) V6 Gas	1972-67	DR. 55 Amp	DR	63	12	7122N	
GM 5.8L (351) V6 Gas		DR. 55 Amp	DR	63	12	7122N	
GM 6.2L (379) V6 Gas	1974-73	Opt. Unit	DR	63	12	7127-9N	7294-9N
GM 6.2L (379) V6 Gas		Opt. Unit	DR	100	12	7157MN	
GM 6.2L (379) V6 Gas		Std. Unit	DR	63	12	7122N	
GM 6.2L (379) V6 Gas		Std. Unit	DR	63	12	7127-9N	7294-9N
GM 6.6L (401) V6 Gas	1972-71	Opt. Unit	DR	63	12	7122N	
GM 6.6L (401) V6 Gas		Std. Unit	DR	63	12	7122N	
GM 7.1L (432) V6 Gas	1974-73	Opt. Unit	DR	63	12	7122N	
GM 7.1L (432) V6 Gas		Std. Unit	DR	63	12	7122N	
GM 7.8L (478) V6 Gas	1973-71	Opt. Unit	DR	63	12	7122N	
GM 7.8L (478) V6 Gas		Std. Unit	DR	63	12	7122N	
TM80							
GM 5.0L (305) V6 Gas	1974-73	Opt. Unit	DR	100	12	7157MN	
GM 5.0L (305) V6 Gas	1972-67	DR. 55 Amp	DR	63	12	7122N	
GM 5.8L (351) V6 Gas		DR. 55 Amp	DR	63	12	7122N	
GM 6.2L (379) V6 Gas	1974-73	Opt. Unit	DR	63	12	7127-9N	7294-9N
GM 6.2L (379) V6 Gas		Opt. Unit	DR	100	12	7157MN	
GM 6.2L (379) V6 Gas		Std. Unit	DR	63	12	7122N	
GM 6.2L (379) V6 Gas		Std. Unit	DR	63	12	7127-9N	7294-9N
GM 6.6L (401) V6 Gas	1972-71	Opt. Unit	DR	63	12	7122N	
GM 6.6L (401) V6 Gas		Std. Unit	DR	63	12	7122N	
GM 7.1L (432) V6 Gas	1974-73	Opt. Unit	DR	63	12	7122N	
GM 7.1L (432) V6 Gas		Std. Unit	DR	63	12	7122N	
Topkick							
Caterpillar 3208	1990-82	Opt. Delco 30SI / 90 Amp	DR	90	12	7262N	
Caterpillar 3208	1989-82	Std. Unit	DR	80	12	7138N	7850N
Caterpillar 3208	1990	Opt. w/Air Brakes	DR	80	12	7138N	7850N
GM 4.8L (292) L6 Gas	1988-84	w/108 Amp	DR	120	12	7287-9N	
GM 4.8L (292) L6 Gas		w/56 Amp	DR	94	12	7294-9N	
GM 4.8L (292) L6 Gas	1988-82	w/42 Amp Int. Reg.	DR	63	12	7127-9N	7294-9N
GM 4.8L (292) L6 Gas		w/70 Amp	DR	85	12	7134-9N	
GM 4.8L (292) L6 Gas		w/80 Amp	DR	100	12	7157MN	
GM 4.8L (292) L6 Gas	1983-82	w/66 Amp	DR	94	12	7294-9N	
GM 5.7L (350) V8 Gas	1990-84	w/108 Amp	DR	120	12	7287-9N	
GM 5.7L (350) V8 Gas	1990-82	w/70 Amp	DR	85	12	7134-9N	
GM 5.7L (350) V8 Gas	1989-82	w/42 Amp Int. Reg.	DR	63	12	7127-9N	7294-9N
GM 5.7L (350) V8 Gas	1986-84	w/56 Amp	DR	94	12	7294-9N	
GM 5.7L (350) V8 Gas	1986-82	w/80 Amp	DR	100	12	7157MN	
GM 5.7L (350) V8 Gas	1989	w/108 Amp	DR	120	12	7287-12N	
GM 5.7L (350) V8 Gas		w/42 Amp	DR	63	12	7127-3N	7294-3N
GM 5.7L (350) V8 Gas	1983	w/66 Amp	DR	94	12	7294-9N	
GM 5.7L (350) V8 Gas	1982	w/63 Amp	DR	63	12	7127-9N	7294-9N
GM 6.0L (366) V8 Gas	1989-82	w/70 Amp	DR	85	12	7134-9N	
GM 6.0L (366) V8 Gas	1988-84	w/108 Amp	DR	120	12	7287-9N	
GM 6.0L (366) V8 Gas	1988-82	w/42 Amp Int. Reg.	DR	63	12	7127-9N	7294-9N
GM 6.0L (366) V8 Gas	1986-84	w/56 Amp	DR	94	12	7294-9N	
GM 6.0L (366) V8 Gas	1986-82	w/80 Amp	DR	100	12	7157MN	
GM 6.0L (366) V8 Gas	1989	w/108 Amp	DR	120	12	7287-12N	
GM 6.0L (366) V8 Gas		w/42 Amp	DR	63	12	7127-3N	7294-3N
GM 6.0L (366) V8 Gas	1983	w/66 Amp	DR	94	12	7294-9N	
GM 6.0L (366) V8 Gas	1982	w/63 Amp	DR	63	12	7127-9N	7294-9N
GM 7.0L (427) V8 Gas	1989-82	w/70 Amp	DR	85	12	7134-9N	
GM 7.0L (427) V8 Gas	1988-84	w/108 Amp	DR	120	12	7287-9N	
GM 7.0L (427) V8 Gas	1988-82	w/42 Amp Int. Reg.	DR	63	12	7127-9N	7294-9N
GM 7.0L (427) V8 Gas	1986-84	w/56 Amp	DR	94	12	7294-9N	
GM 7.0L (427) V8 Gas	1986-82	w/80 Amp	DR	100	12	7157MN	
GM 7.0L (427) V8 Gas	1989	w/108 Amp	DR	120	12	7287-12N	

ALTERNATORS AND GENERATORS

ENGINE	YEAR	APPLICATION	Mfg	Amp	Volt	PART NO.	OPT. NO.
GMC (Cont'd)							
Topkick (Cont'd)							
GM 7.0L (427) V8 Gas	1989	w/42 Amp	DR	63	12	7127-3N	7294-3N
GM 7.0L (427) V8 Gas	1983	w/66 Amp	DR	94	12	7294-9N	
GM 7.0L (427) V8 Gas	1982	w/63 Amp	DR	63	12	7127-9N	7294-9N
GM 7.4L (454) V8 Gas	1989-82	w/70 Amp	DR	85	12	7134-9N	
GM 7.4L (454) V8 Gas	1988-83	w/108 Amp	DR	120	12	7287-9N	
GM 7.4L (454) V8 Gas	1988-82	w/42 Amp Int. Reg.	DR	63	12	7127-9N	7294-9N
GM 7.4L (454) V8 Gas	1986-83	w/56 Amp	DR	94	12	7294-9N	
GM 7.4L (454) V8 Gas	1986-82	w/80 Amp	DR	100	12	7157MM	
GM 7.4L (454) V8 Gas	1989	w/108 Amp	DR	120	12	7287-12N	
GM 7.4L (454) V8 Gas		w/42 Amp	DR	63	12	7127-3N	7294-3N
GM 7.4L (454) V8 Gas	1982	w/63 Amp	DR	63	12	7127-9N	7294-9N
Topkick C8500							
Caterpillar 3116	2002-94	Bosch Replacement Unit, 160 Amp, 3 Mounting Ears	BO	160	12	12490N	12715N
Caterpillar 3116		Bosch Replacement Unit, 200 Amp	BO	200	12	12715N	
Caterpillar 3116		DR 21SI, 130 Amp	DR	130	12	7971N	
Caterpillar 3116		DR 21SI, 160 Amp	DR	160	12	8028N	
Caterpillar 3116	1993-91	160 Amp	DR	160	12	8028N	
Caterpillar 3116	1993-90	Delco 21SI, 130 Amp Series	DR	130	12	7971N	
Caterpillar 3116		DR 20SI, 60 Amp	DR	60	12	7266N	
Caterpillar 3116		w/100 Amp	DR	130	12	7971N	
Caterpillar 3126	2002-98	Bosch Replacement Unit, 200 Amp	BO	200	12	12715N	
Caterpillar 3126		DR 21SI, 130 Amp	DR	130	12	7971N	
Caterpillar 3126		DR 21SI, 160 Amp	DR	160	12	8028N	
Caterpillar 3126	1999-94	Bosch Replacement Unit, 160 Amp, 3 Mounting Ears	BO	160	12	12490N	12715N
Caterpillar C7	2006-03	DR 22SI Quad Pad Mt., 130 Amp	DR	130	12	8364N	8707N
Caterpillar C7	2005-03	DR 22SI Quad Pad Mt., 100 Amp	DR	130	12	8364N	8707N
Caterpillar C7	2002-97	Bosch Replacement Unit, 160 Amp, 3 Mounting Ears	BO	160	12	12490N	12715N
Caterpillar C7		DR 21SI, 130 Amp	DR	130	12	7971N	
Caterpillar C-7		Bosch Replacement Unit, 200 Amp	BO	200	12	12715N	
Caterpillar C-7		DR 21SI, 160 Amp	DR	160	12	8028N	
DD 8.2L (N, T)	1990-89	Opt. Delco 30SI / 90 Amp	DR	90	12	7262N	
DD 8.2L (N, T)		w/60 Amp Opt. 20SI	DR	60	12	7266N	
GM 6.0L (366) V8 Gas	1998-91	DR CS144 IR/ EF, 145 Amp	DR	145	12	7684N	
GM 6.0L (366) V8 Gas	1990	w/108 Amp (Carb.)	DR	120	12	7287-9N	
GM 6.0L (366) V8 Gas		w/120 Amp (TBI) 9:00 Plug Position	DR	120	12	7287-9N	
GM 6.0L (366) V8 Gas		w/42 Amp (Carb.)	DR	63	12	7127-9N	7294-9N
GM 6.0L (366) V8 Gas		w/70 Amp (Carb.)	DR	85	12	7134-9N	
GM 6.0L (366) V8 Gas		w/70 Amp (TBI)	DR	85	12	7134-9N	
GM 6.0L (366) V8 Gas		w/85 Amp (TBI)	DR	100-105	12	7960N	
GM 7.0L (427) V8 Gas	1998-91	DR CS144 IR/ EF, 145 Amp	DR	145	12	7684N	
GM 7.0L (427) V8 Gas	1990	w/108 Amp (Carb.)	DR	120	12	7287-9N	
GM 7.0L (427) V8 Gas		w/42 Amp (Carb.)	DR	63	12	7127-9N	7294-9N
GM 7.0L (427) V8 Gas		w/70 Amp (Carb.)	DR	85	12	7134-9N	
GM 7.0L (427) V8 Gas		w/85 Amp (TBI)	DR	100-105	12	7960N	
GM 7.4L (454) V8 Gas	2000-99	DR CS144 IR/ EF, 145 Amp	DR	145	12	7684N	
GM 7.8L (476) Diesel	2006-03	DR 22SI Quad Pad Mt., 130 Amp	DR	130	12	8364N	8707N
GM 7.8L (476) Diesel	2005-03	DR 22SI Quad Pad Mt., 100 Amp	DR	130	12	8364N	8707N
GM 8.1L (496) V8 Gas		Delco AD230, 105 Amp, Reg. 9:00	DR	105	12	8490-9N	
GM 8.1L (496) V8 Gas	2002-01	Delco AD230, 105 Amp	DR	105	12	8490-9N	
GM 8.1L (496) V8 Gas		Delco AD244, 130 Amp	DR	130	12	8492-9N	
TS5500							
GM 4.8L (292) L6 Gas	1972-71	Opt. Unit	DR	63	12	7122N	
GM 4.8L (292) L6 Gas		Std. Unit	DR	63	12	7122N	
TS6000							
GM 5.7L (350) V8 Gas	1975-73	Opt. Int. Reg.	DR	63	12	7127-9N	7294-9N
GM 5.7L (350) V8 Gas		Std. Ext. Reg.	DR	63	12	7122N	
GM 5.7L (350) V8 Gas		w/42 Amp Int. Reg.	DR	63	12	7127-9N	7294-9N
TV7500							
DD 6V-53	1975-71	Std. Unit	DR	63	12	7122N	
DD 6V-53	1970-66	All Models (Opt.)	DR	63	12	7122N	
DD 6V-53		All Models (Std.)	DR	63	12	7122N	
TW90							
DD 6V-71 (N, NE, T)	1976-71	Std. Unit	DR	75	12	7255N	8066N

ALTERNATORS

ALTERNATORS AND GENERATORS

ENGINE	YEAR	APPLICATION	Mfg	Amp	Volt	PART NO.	OPT. NO.	
GMC (Cont'd)								
V2500								
L6 4.8L 292cid	1987	Std. w/AC	DR	94	12	7294-9N	7294-9N	
L6 4.8L 292cid		Std. w/o AC	DR	63	12	7127-9N		
V8 5.7L 350cid		w/2-Pin Alt Plug, Opt. 94 Amp	DR	94	12	7294-3N		
V8 5.7L 350cid		w/2-Pin Alt Plug, Std. 66 Amp	DR	94	12	7294-3N		
V8 5.7L 350cid		w/2-Pin Alt Plug, Std. 78 Amp	DR	94	12	7294-3N		
V8 5.7L 350cid		w/4-Pin Alt Plug, 105 Amp	DR	100-105	12	7802-11N-5G		
V8 6.2L 379cid		Diesel, Opt	DR	94	12	7294-12N		
V8 6.2L 379cid		Diesel, Std. Unit	DR	94	12	7294-12N		
V2500 Suburban								
V8 5.7L 350cid	1991-90	w/AC, 100 Amp	DR	100-105	12	7861-7N-6G		7294-9N
V8 5.7L 350cid		w/AC, 105 Amp	DR	100-105	12	7861-7N-6G		
V8 5.7L 350cid		w/o AC, 85 Amp	DR	100-105	12	7861-7N-6G		
V8 5.7L 350cid	1989-87	w/2-Pin Alt Plug, Opt. 94 Amp	DR	94	12	7294-3N		
V8 5.7L 350cid		w/2-Pin Alt Plug, Std. 66 Amp	DR	94	12	7294-3N		
V8 5.7L 350cid	1988-87	w/4-Pin Alt Plug, 105 Amp	DR	100-105	12	7802-11N-5G		
V8 5.7L 350cid	1991	DR CS144, 120 Amp, 5S pulley	DR	120	12	7901-2N-5G		
V8 5.7L 350cid		Opt HD, 124 Amp	DR	124	12	7901-2N		
V8 5.7L 350cid	1989	w/4-Pin Alt Plug, Opt. 105 Amp	DR	100-105	12	7861-7N-6G		
V8 5.7L 350cid		w/4-Pin Alt Plug, Std. 100 Amp	DR	100-105	12	7861-7N-6G		
V8 6.2L 379cid	1990-87	Diesel, Opt. 78 Amp	DR	94	12	7294-12N		
V8 6.2L 379cid		Diesel, Std. 66 Amp	DR	94	12	7294-12N		
V8 6.2L 379cid	1991	Diesel	DR	105	12	7802-11N-1G		
V3500								
L6 4.8L 292cid	1988-87	Std. w/AC	DR	94	12	7294-9N	7294-9N	
L6 4.8L 292cid		Std. w/o AC	DR	63	12	7127-9N		
V8 5.7L 350cid	1989-87	w/2-Pin Alt Plug, Opt. 94 Amp	DR	94	12	7294-3N		
V8 5.7L 350cid		w/2-Pin Alt Plug, Std. 66 Amp	DR	94	12	7294-3N		
V8 5.7L 350cid	1988-87	w/2-Pin Alt Plug, Std. 78 Amp	DR	94	12	7294-3N		
V8 5.7L 350cid		w/4-Pin Alt Plug, 105 Amp	DR	100-105	12	7802-11N-5G		
V8 5.7L 350cid	1991	Std. Unit	DR	100-105	12	7802-3N		
V8 5.7L 350cid	1990	Opt. w/AC, 105 Amp	DR	100-105	12	7861-7N-6G		
V8 5.7L 350cid		Std. w/AC, 100 Amp	DR	100-105	12	7861-7N-6G		
V8 5.7L 350cid		Std. w/o AC, 85 Amp	DR	100-105	12	7861-7N-6G		
V8 5.7L 350cid	1989	w/4-Pin Alt Plug, Opt. 105 Amp	DR	100-105	12	7861-7N-6G		
V8 5.7L 350cid		w/4-Pin Alt Plug, Std. 100 Amp	DR	100-105	12	7861-7N-6G		
V8 6.2L 379cid	1990-87	Diesel, Opt	DR	94	12	7294-12N		
V8 6.2L 379cid		Diesel, Std. Unit	DR	94	12	7294-12N		
V8 6.2L 379cid	1991	Diesel	DR	105	12	7802-11N-1G		
V8 7.4L 454cid	1989-88	w/2-Pin Alt Plug, Opt. 94 Amp	DR	94	12	7294-12N		
V8 7.4L 454cid		w/2-Pin Alt Plug, Std. 66 Amp	DR	94	12	7294-12N		
V8 7.4L 454cid	1991	Std. Unit	DR	100-105	12	7802-11N-6G		
V8 7.4L 454cid	1990	w/2-Pin Alt Plug, w/AC	DR	94	12	7294-12N		
V8 7.4L 454cid		w/2-Pin Alt Plug, w/o AC	DR	94	12	7294-12N		
V8 7.4L 454cid	1989	DR CS144, 120 Amp, 5S pulley	DR	120	12	7901-2N-5G		
V8 7.4L 454cid		w/4-Pin Alt Plug, Opt. 120 Amp	DR	124	12	7901-2N		
V8 7.4L 454cid		w/4-Pin Alt Plug, Std. 85 Amp	DR	100-105	12	7802-3N		
V8 7.4L 454cid	1988	w/4-Pin Alt Plug, 105 Amp	DR	100-105	12	7802-11N-6G		
V8 7.4L 454cid	1987	66 Amp	DR	94	12	7294-12N		
V8 7.4L 454cid		94 Amp	DR	94	12	7294-12N		
V60								
GM D-478, DH-478	1966-63	All Models (Std.)	DR	63	12	7122N		
GMC Toro-Flo D-478		All Models (Std.)	DR	63	12	7122N		
V80								
GM D-478, DH-478	1966-63	All Models (Std.)	DR	63	12	7122N		
GMC Toro-Flo D-478	1965-63	All Models (Std.)	DR	63	12	7122N		
W3500 Forward								
4 Cyl. 3.9L 236cid	1994	Hitachi System	HI	70	12	12097N		
4 Cyl. 4.8L 290cid	1998	w/ Hydro Brakes, Hitachi IR, 80 Amp	HI	80	12	12336N		
4 Cyl. 4.8L 290cid		w/o Hydro Brakes, Hitachi IR, 80 Amp	HI	80	12	12335N		
L4 3.9L 236cid	1996	Hitachi System	HI	70	12	12097N		
L4 3.9L 236cid	1995	Hitachi System	HI	70	12	12097N		
L4 4.8L 290cid	2002-99	w/ Hydro Brakes, Hitachi IR, 80 Amp	HI	80	12	12336N		
L4 4.8L 290cid		w/o Hydro Brakes, Hitachi IR, 80 Amp	HI	80	12	12335N		

ALTERNATORS

ALTERNATORS AND GENERATORS

ENGINE	YEAR	APPLICATION	Mfg	Amp	Volt	PART NO.	OPT. NO.	
GMC (Cont'd)								
W4500 Forward								
4 Cyl. 3.9L 236cid	1997-90	Hitachi System	HI	70	12	12097N	7850N	
4 Cyl. 4.8L 290cid	1998	w/ Hydro Brakes, Hitachi IR, 80 Amp	HI	80	12	12336N		
4 Cyl. 4.8L 290cid		w/o Hydro Brakes, Hitachi IR, 80 Amp	HI	80	12	12335N		
Isuzu 3.9L - 4BD1 Eng.	1989-86	Delco System	DR	80	12	7138N		
Isuzu 3.9L - 4BD1 Eng.		Hitachi System	HI	70	12	14735N		
L4 3.9L 236cid	1998	Hitachi System	HI	70	12	12097N		
L4 4.8L 290cid	2002-99	w/ Hydro Brakes, Hitachi IR, 80 Amp	HI	80	12	12336N		
L4 4.8L 290cid		w/o Hydro Brakes, Hitachi IR, 80 Amp	HI	80	12	12335N		
V8 5.7L 350cid	2002-98	w/ Hydro Brakes, Hitachi IR, 80 Amp	HI	80	12	12336N		
V8 5.7L 350cid		w/o Hydro Brakes, Hitachi IR, 80 Amp	HI	80	12	12335N		
W5500 Forward								
4 Cyl. 4.8L 290cid	1999-98	w/ Hydro Brakes, Hitachi IR, 80 Amp	HI	80	12	12336N		7294-9N 7294-9N
4 Cyl. 4.8L 290cid		w/o Hydro Brakes, Hitachi IR, 80 Amp	HI	80	12	12335N		
Isuzu 3.9L - 4BD2 Eng.	1996-92	Hitachi System	HI	70	12	12097N		
L4 4.8L 290cid	2002-00	w/ Hydro Brakes, Hitachi IR, 80 Amp	HI	80	12	12336N		
L4 4.8L 290cid		w/o Hydro Brakes, Hitachi IR, 80 Amp	HI	80	12	12335N		
W6								
GM 5.7L (350) V8 Gas	1982-80	Forward, w/70 Amp	DR	85	12	7134-9N	7294-9N 7294-9N 7294-9N 7294-9N 7294-9N 7294-9N 7294-9N 7294-9N 7294-9N 7294-9N 7294-9N 7294-9N 7294-9N 7294-9N 7294-9N 7294-9N 7294-9N	
GM 5.7L (350) V8 Gas	1982-79	Forward, w/42 Amp	DR	63	12	7127-9N		
GM 5.7L (350) V8 Gas		Forward, w/63 Amp	DR	63	12	7127-9N		
GM 5.7L (350) V8 Gas	1979	Forward, w/80 Amp	DR	100	12	7157MN		
GM 6.0L (366) V8 Gas	1982-80	Forward, w/70 Amp	DR	85	12	7134-9N		
GM 6.0L (366) V8 Gas	1982-79	Forward, w/42 Amp	DR	63	12	7127-9N		
GM 6.0L (366) V8 Gas		Forward, w/63 Amp	DR	63	12	7127-9N		
GM 6.0L (366) V8 Gas	1979	Forward, w/80 Amp	DR	100	12	7157MN		
GM 7.0L (427) V8 Gas	1982-80	Forward, w/70 Amp	DR	85	12	7134-9N		
GM 7.0L (427) V8 Gas	1982-79	Forward, w/42 Amp	DR	63	12	7127-9N		
GM 7.0L (427) V8 Gas		Forward, w/63 Amp	DR	63	12	7127-9N		
GM 7.0L (427) V8 Gas	1979	Forward, w/80 Amp	DR	100	12	7157MN		
Isuzu 3.9L - 4BD2 Eng.	1996-92	Forward, Hitachi System	HI	70	12	12097N		
W7								
GM 6.0L (366) V8 Gas	1982-80	Forward, w/70 Amp	DR	85	12	7134-9N		7294-9N 7294-9N 7294-9N 7294-9N 7294-9N 7294-9N 7294-9N 7294-9N 7294-9N 7294-9N 7294-9N 7294-9N 7294-9N 7294-9N 7294-9N
GM 6.0L (366) V8 Gas	1982-79	Forward, w/42 Amp	DR	63	12	7127-9N		
GM 6.0L (366) V8 Gas		Forward, w/63 Amp	DR	63	12	7127-9N		
GM 6.0L (366) V8 Gas	1979	Forward, w/80 Amp	DR	100	12	7157MN		
GM 7.0L (427) V8 Gas	1982-80	Forward, w/70 Amp	DR	85	12	7134-9N		
GM 7.0L (427) V8 Gas	1982-79	Forward, w/42 Amp	DR	63	12	7127-9N		
GM 7.0L (427) V8 Gas		Forward, w/63 Amp	DR	63	12	7127-9N		
GM 7.0L (427) V8 Gas	1979	Forward, w/80 Amp	DR	100	12	7157MN		
Isuzu 3.9L - 4BD2 Eng.	1996-92	Forward, Hitachi System	HI	70	12	12097N		
WM7500								
GM 6.6L (401) V6 Gas	1972-71	Opt. Unit	DR	63	12	7122N	7122N 7122N 7122N 7122N 7122N 7122N 7122N	
GM 6.6L (401) V6 Gas		Std. Unit	DR	63	12	7122N		
GM 7.1L (432) V6 Gas	1974-73	Opt. Unit	DR	63	12	7122N		
GM 7.1L (432) V6 Gas		Std. Unit	DR	63	12	7122N		
GM 7.8L (478) V6 Gas	1973-72	Opt. Unit	DR	63	12	7122N		
GM 7.8L (478) V6 Gas	1973-71	Std. Unit	DR	63	12	7122N		
WM80								
GM 6.6L (401) V6 Gas	1972-71	Opt. Unit	DR	63	12	7122N	7122N 7122N 7122N 7122N 7122N 7122N 7122N	
GM 6.6L (401) V6 Gas		Std. Unit	DR	63	12	7122N		
GM 7.1L (432) V6 Gas	1974-73	Opt. Unit	DR	63	12	7122N		
GM 7.1L (432) V6 Gas		Std. Unit	DR	63	12	7122N		
GM 7.8L (478) V6 Gas	1973-71	Opt. Unit	DR	63	12	7122N		
GM 7.8L (478) V6 Gas		Std. Unit	DR	63	12	7122N		
WV7500								
DD 6V-53	1974-71	Std. Unit	DR	63	12	7122N	7122N 7122N 7122N	
DD 6V-53	1970-66	All Models (Std.)	DR	63	12	7122N		
DD 6V-53		Opt. Unit	DR	63	12	7122N		
WW90								
DD 6V-71 (N, NE, T)	1976-71	Std. Unit	DR	75	12	7255N	8066N	
Yukon XL 2500								
V8 6.0L 5967cc 364cid	2013-11	160 Amp	DR	160	12	8301N		

ALTERNATORS

ALTERNATORS AND GENERATORS

ENGINE	YEAR	APPLICATION	Mfg	Amp	Volt	PART NO.	OPT. NO.
GMC (Cont'd)							
Yukon XL 2500 (Cont'd)							
V8 6.0L 5967cc 364cid	2010-09	Delco Unit, Opt. 160 Amp	DR	160	12	8301N	
V8 6.0L 5967cc 364cid		Standard Unit, Delco, DR44 Type, 145 Amp	DR	145	12	8302N-6G2	8301N
V8 6.0L 5967cc 364cid	2010-07	Bosch, 125 Amp	BO	125	12	11234N	8301N
V8 6.0L 5967cc 364cid	2008-07	Delco Unit, Opt. 160 Amp	DR	160	12	8301N	
V8 6.0L 5967cc 364cid	2006-05	Bosch, 160 Amp	BO	150	12	11075N	
V8 6.0L 5967cc 364cid	2005-04	Delco AD244, 130-145 Amp	DR	130-145	12	8292N	8292N-253A
V8 6.0L 5967cc 364cid	2004-03	Delco Unit, 105 Amp	DR	105	12	8247N	
V8 6.0L 5967cc 364cid	2002-00	145 Amp (DR44G) upgrade version	DR	145	12	8292N-DR	8292N-253A
V8 6.0L 5967cc 364cid		253 Amp Aftermarket upgrade	DR	253	12	8292N-253A	
V8 6.0L 5967cc 364cid		Delco AD230, 105 Amp	DR	105	12	8247N	
V8 6.0L 5967cc 364cid		Delco AD244, 130 Amp, Opt.	DR	130-145	12	8292N	8292N-253A
V8 6.0L 5967cc 364cid	2008	Delco Unit, 145 Amp, 62mm Pulley OD	DR	145	12	8302N-6G2	8301N
V8 6.0L 5967cc 364cid	2007	Standard Unit, Delco, 145 Amp	DR	145	12	8302N-6G2	8301N
V8 6.0L 5967cc 364cid	2006	Delco AD244, 145 Amp	DR	130-145	12	8292N	8292N-253A
V8 6.0L 5967cc 364cid	2003	Delco AD244, 130-145 Amp	DR	130-145	12	8292N	8292N-253A
V8 8.1L 496cid	2005-03	Delco AD244, 130-145 Amp	DR	130-145	12	8292N	8292N-253A
V8 8.1L 496cid		Std. 105 Amp	DR	105	12	8247N	
V8 8.1L 496cid	2002-01	145 Amp (DR44G) upgrade version	DR	145	12	8292N-DR	8292N-253A
V8 8.1L 496cid		253 Amp Aftermarket upgrade	DR	253	12	8292N-253A	
V8 8.1L 496cid		Delco AD244, 130 Amp, Opt.	DR	130-145	12	8292N	8292N-253A
V8 8.1L 496cid	2006	Bosch, 100 Amp	BO	110	12	11076N	8292N-DR
V8 8.1L 496cid		Delco AD244, 145 Amp	DR	130-145	12	8292N	8292N-253A
Hummer							
H1							
V8 6.5L 395cid	2004-02	Diesel, DR CS144, IR/ EF, 124 Amp, Std.	DR	140	12	8219N	
V8 6.6L 400cid	2006	Diesel, DR CS144, IR/ EF, 124 Amp	DR	140	12	8219N	
H2							
V8 6.0L 5967cc 364cid	2005-03	Delco AD244, 130-145 Amp	DR	130-145	12	8292N	8292N-253A
V8 6.0L 5967cc 364cid	2007	Delco, 145 Amp	DR	130-145	12	8292N	8292N-253A
V8 6.0L 5967cc 364cid	2006	Delco AD244, 145 Amp	DR	130-145	12	8292N	8292N-253A
V8 6.2L 376cid	2009	Std. Unit	DR	160	12	8301N	
V8 6.2L 6199cc 378cid	2008	VIN 8, 160 Amp	DR	160	12	8301N	
International							
200							
L6 4.2L 258cid	1974	Delco Unit, Opt. 10SI Alt	DR	63	12	7127-12N	7294-12N
L6 4.2L 258cid		Delco Unit, Std. 10SI Alt	DR	63	12	7127-12N	7294-12N
L6 4.2L 4228cc 258cid		Delco Unit, Opt. 10SI Alt	DR	63	12	7127-12N	7294-12N
L6 4.2L 4228cc 258cid		Delco Unit, Std. 10SI Alt	DR	63	12	7127-12N	7294-12N
L6 4.2L 4229cc 258cid		Delco Unit, Opt. 10SI Alt	DR	63	12	7127-12N	7294-12N
L6 4.2L 4229cc 258cid		Delco Unit, Std. 10SI Alt	DR	63	12	7127-12N	7294-12N
V8 5.0L 304cid	1975-74	Delco Unit, Opt. 10SI Alt	DR	63	12	7127-12N	7294-12N
V8 5.0L 304cid		Delco Unit, Std. 10SI Alt	DR	63	12	7127-12N	7294-12N
V8 5.0L 4982cc 304cid	1974	Delco Unit, Opt. 10SI Alt	DR	63	12	7127-12N	7294-12N
V8 5.0L 4982cc 304cid		Delco Unit, Std. 10SI Alt	DR	63	12	7127-12N	7294-12N
V8 5.0L 4983cc 304cid		Delco Unit, Opt. 10SI Alt	DR	63	12	7127-12N	7294-12N
V8 5.0L 4983cc 304cid		Delco Unit, Std. 10SI Alt	DR	63	12	7127-12N	7294-12N
V8 6.4L 392cid	1975-74	Delco Unit, Opt. 10SI Alt	DR	63	12	7127-12N	7294-12N
V8 6.4L 392cid		Delco Unit, Std. 10SI Alt	DR	63	12	7127-12N	7294-12N
V8 6.4L 6424cc 392cid	1974	Delco Unit, Opt. 10SI Alt	DR	63	12	7127-12N	7294-12N
V8 6.4L 6424cc 392cid		Delco Unit, Std. 10SI Alt	DR	63	12	7127-12N	7294-12N
V8 6.4L 6425cc 392cid		Delco Unit, Opt. 10SI Alt	DR	63	12	7127-12N	7294-12N
V8 6.4L 6425cc 392cid		Delco Unit, Std. 10SI Alt	DR	63	12	7127-12N	7294-12N
1010							
L6 3.8L 232cid	1971	Delco Unit, Opt. 10SI Alt	DR	63	12	7127-12N	7294-12N
L6 3.8L 232cid		Delco Unit, Std. 10SI Alt	DR	63	12	7127-12N	7294-12N
L6 3.8L 3802cc 232cid		Delco Unit, Opt. 10SI Alt	DR	63	12	7127-12N	7294-12N
L6 3.8L 3802cc 232cid		Delco Unit, Std. 10SI Alt	DR	63	12	7127-12N	7294-12N
L6 4.2L 258cid	1973-72	Delco Unit, Opt. 10SI Alt	DR	63	12	7127-12N	7294-12N
L6 4.2L 258cid		Delco Unit, Std. 10SI Alt	DR	63	12	7127-12N	7294-12N
L6 4.2L 4228cc 258cid		Delco Unit, Opt. 10SI Alt	DR	63	12	7127-12N	7294-12N
L6 4.2L 4228cc 258cid		Delco Unit, Std. 10SI Alt	DR	63	12	7127-12N	7294-12N
L6 4.2L 4229cc 258cid		Delco Unit, Opt. 10SI Alt	DR	63	12	7127-12N	7294-12N

ALTERNATORS AND GENERATORS

ENGINE	YEAR	APPLICATION	Mfg	Amp	Volt	PART NO.	OPT. NO.
International (Cont'd)							
1210 (Cont'd)							
V8 6.4L 6424cc 392cid	1973-72	Delco Unit, Opt. 10SI Alt	DR	63	12	7127-12N	7294-12N
V8 6.4L 6424cc 392cid		Delco Unit, Std. 10SI Alt	DR	63	12	7127-12N	7294-12N
V8 6.4L 6424cc 392cid	1971	Opt. Delco Unit, 63 Amp	DR	63	12	7127-12N	7294-12N
V8 6.4L 6424cc 392cid		Std. Delco Unit, 42 Amp	DR	63	12	7127-12N	7294-12N
V8 6.4L 6425cc 392cid	1973-72	Delco Unit, Opt. 10SI Alt	DR	63	12	7127-12N	7294-12N
V8 6.4L 6425cc 392cid		Delco Unit, Std. 10SI Alt	DR	63	12	7127-12N	7294-12N
1310							
L6 3.8L 232cid	1971	Delco Unit, Opt. 10SI Alt	DR	63	12	7127-12N	7294-12N
L6 3.8L 232cid		Delco Unit, Std. 10SI Alt	DR	63	12	7127-12N	7294-12N
L6 3.8L 3802cc 232cid		Delco Unit, Opt. 10SI Alt	DR	63	12	7127-12N	7294-12N
L6 3.8L 3802cc 232cid		Delco Unit, Std. 10SI Alt	DR	63	12	7127-12N	7294-12N
L6 4.2L 258cid	1973-72	Delco Unit, Opt. 10SI Alt	DR	63	12	7127-12N	7294-12N
L6 4.2L 258cid		Delco Unit, Std. 10SI Alt	DR	63	12	7127-12N	7294-12N
L6 4.2L 4228cc 258cid		Delco Unit, Opt. 10SI Alt	DR	63	12	7127-12N	7294-12N
L6 4.2L 4228cc 258cid		Delco Unit, Std. 10SI Alt	DR	63	12	7127-12N	7294-12N
L6 4.2L 4229cc 258cid		Delco Unit, Opt. 10SI Alt	DR	63	12	7127-12N	7294-12N
L6 4.2L 4229cc 258cid		Delco Unit, Std. 10SI Alt	DR	63	12	7127-12N	7294-12N
V8 5.0L 304cid	1973-71	Delco Unit, Opt. 10SI Alt	DR	63	12	7127-12N	7294-12N
V8 5.0L 304cid		Delco Unit, Std. 10SI Alt	DR	63	12	7127-12N	7294-12N
V8 5.0L 4982cc 304cid		Delco Unit, Opt. 10SI Alt	DR	63	12	7127-12N	7294-12N
V8 5.0L 4982cc 304cid		Delco Unit, Std. 10SI Alt	DR	63	12	7127-12N	7294-12N
V8 5.0L 4983cc 304cid	1973-72	Delco Unit, Opt. 10SI Alt	DR	63	12	7127-12N	7294-12N
V8 5.0L 4983cc 304cid		Delco Unit, Std. 10SI Alt	DR	63	12	7127-12N	7294-12N
V8 5.7L 345cid	1973-71	Delco Unit, Opt. 10SI Alt	DR	63	12	7127-12N	7294-12N
V8 5.7L 345cid		Delco Unit, Std. 10SI Alt	DR	63	12	7127-12N	7294-12N
V8 6.4L 392cid	1973-72	Delco Unit, Opt. 10SI Alt	DR	63	12	7127-12N	7294-12N
V8 6.4L 392cid		Delco Unit, Std. 10SI Alt	DR	63	12	7127-12N	7294-12N
V8 6.4L 6424cc 392cid		Delco Unit, Opt. 10SI Alt	DR	63	12	7127-12N	7294-12N
V8 6.4L 6424cc 392cid		Delco Unit, Std. 10SI Alt	DR	63	12	7127-12N	7294-12N
V8 6.4L 6424cc 392cid	1971	Opt. Delco Unit, 63 Amp	DR	63	12	7127-12N	7294-12N
V8 6.4L 6424cc 392cid		Std. Delco Unit, 42 Amp	DR	63	12	7127-12N	7294-12N
V8 6.4L 6425cc 392cid	1973-72	Delco Unit, Opt. 10SI Alt	DR	63	12	7127-12N	7294-12N
V8 6.4L 6425cc 392cid		Delco Unit, Std. 10SI Alt	DR	63	12	7127-12N	7294-12N
1452							
IHC 7.3L (T-444E)	1992-88	27SI Delco, 12 Volt	DR	100	12	7850N	8076N
IHC 7.3L (T-444E)		27SI Delco, 24 Volt	DR	65	24	7197N	
IHC 7.3L (T-444E)		Bosch Replacement Unit, 200 Amp	BO	200	12	12715N	
IHC 7.3L (T-444E)		Delco 20SI Alternator	DR	60	12	7266N	
IHC 7.3L (T-444E)		Delco 21SI, 145 Amp	DR	145-160	12	7644N	8076N
IHC 7.3L (T-444E)		DR 30SI, 105 Amp, w/R Pin, w/o Transformer	DR	105	12	7940N	
IHC 7.3L (T-444E)		Leece Neville 2500JB, 90 Amp	LN	130	12	7612N	7613N
IHC 7.3L (T-444E)		Leece Neville 2600JB, 105 Amp	LN	130	12	7612N	7613N
IHC 7.3L (T-444E)		Leece Neville 2700JB, 130 Amp	LN	130	12	7612N	7613N
IHC 7.3L (T-444E)		Leece Neville LC Series, 160 Amp, stator activated, 239 mm Rotor OAL	LN	160	12	7613N-LC	
IHC 7.3L (T-444E)		Leece Neville, IR/EF, 160 Amp, trio activated, (235mm rotor OAL)	LN	160	12	7613N	7613N-LC
IHC 7.3L (T-444E)		Motorola 8LHA, 130 Amp, Std. Regulator	LN	160	12	8329N	
IHC 7.3L (T-444E)		Motorola 8LHA, 140 Amp, Std. Regulator	LN	160	12	8329N	
IHC DT-360		27SI Delco, 12 Volt	DR	100	12	7850N	8076N
IHC DT-360		27SI Delco, 24 Volt	DR	65	24	7197N	
IHC DT-360		Bosch Replacement Unit, 200 Amp	BO	200	12	12715N	
IHC DT-360		Delco 20SI Alternator	DR	60	12	7266N	
IHC DT-360		Delco 21SI, 145 Amp	DR	145-160	12	7644N	8076N
IHC DT-360		DR 30SI, 105 Amp, w/R Pin, w/o Transformer	DR	105	12	7940N	
IHC DT-360		Leece Neville 2500JB, 90 Amp	LN	130	12	7612N	7613N
IHC DT-360		Leece Neville 2600JB, 105 Amp	LN	130	12	7612N	7613N
IHC DT-360		Leece Neville 2700JB, 130 Amp	LN	130	12	7612N	7613N
IHC DT-360		Leece Neville LC Series, 160 Amp, stator activated, 239 mm Rotor OAL	LN	160	12	7613N-LC	
IHC DT-360		Leece Neville, IR/EF, 160 Amp, trio activated, (235mm rotor OAL)	LN	160	12	7613N	7613N-LC
IHC DT-360		Motorola 8LHA, 130 Amp, Std. Regulator	LN	160	12	8329N	
IHC DT-360		Motorola 8LHA, 140 Amp, Std. Regulator	LN	160	12	8329N	
IHC DT-360	1991-88	Bosch Replacement Unit, 160 Amp, 3 Mounting Ears	BO	160	12	12490N	12715N

ALTERNATORS AND GENERATORS

ENGINE	YEAR	APPLICATION	Mfg	Amp	Volt	PART NO.	OPT. NO.
International (Cont'd)							
1754							
IHC 9.0L	1987-85	27SI Delco, 65 Amp, 1st Production	DR	80	12	7138N	7850N
IHC 9.0L		27SI Delco, 65 Amp, 2nd Production	DR	80	12	7138N	7850N
IHC 9.0L		27SI Delco, 80 Amp	DR	80	12	7138N	7850N
IHC 9.0L		Bosch Replacement Unit, 160 Amp, 3 Mounting Ears	BO	160	12	12490N	12715N
IHC 9.0L		Bosch Replacement Unit, 200 Amp	BO	200	12	12715N	
IHC 9.0L		Leece Neville 2500JB, 90 Amp	LN	130	12	7612N	7613N
IHC 9.0L		Leece Neville 2600JB, 105 Amp	LN	130	12	7612N	7613N
IHC 9.0L		Motorola 8LHA, 130 Amp, Std. Regulator	LN	160	12	8329N	
IHC 9.0L	1986-85	25SI Alternator	DR	75	12	7255N	8066N
IHC 9.0L	1987	25SI Alternator	DR	75	12	7255N	8066N
IHC DT-360	1989-88	27SI Delco, 12 Volt	DR	100	12	7850N	8076N
IHC DT-360		27SI Delco, 24 Volt	DR	65	24	7197N	
IHC DT-360		Bosch Replacement Unit, 160 Amp, 3 Mounting Ears	BO	160	12	12490N	12715N
IHC DT-360		Bosch Replacement Unit, 200 Amp	BO	200	12	12715N	
IHC DT-360		Delco 20SI Alternator	DR	60	12	7266N	
IHC DT-360		Delco 21SI, 115 Amp	DR	130	12	8027N	7644N
IHC DT-360		Delco 21SI, 145 Amp	DR	145-160	12	7644N	8076N
IHC DT-360		DR 30SI, 105 Amp, w/R Pin, w/o Transformer	DR	105	12	7940N	
IHC DT-360		Leece Neville 2500JB, 90 Amp	LN	130	12	7612N	7613N
IHC DT-360		Leece Neville 2600JB, 105 Amp	LN	130	12	7612N	7613N
IHC DT-360		Motorola Loadhandler	LN	160	12	8329N	
IHC DT-466		21SI Delco, 12 Volt-100 Amp	DR	130	12	8027N	7644N
IHC DT-466		Bosch Replacement Unit, 160 Amp, 3 Mounting Ears	BO	160	12	12490N	12715N
IHC DT-466		Bosch Replacement Unit, 200 Amp	BO	200	12	12715N	
IHC DT-466		Delco 21SI, 115 Amp	DR	130	12	8027N	7644N
IHC DT-466		Delco 21SI, 145 Amp	DR	145-160	12	7644N	8076N
IHC DT-466		Delco 21SI, 65 Amp	DR	130	12	8027N	7644N
IHC DT-466		DR 30SI, 105 Amp, w/R Pin, w/o Transformer	DR	105	12	7940N	
IHC DT-466		Leece Neville 2500JB, 90 Amp	LN	130	12	7612N	7613N
IHC DT-466		Leece Neville 2600JB, 105 Amp	LN	130	12	7612N	7613N
IHC DT-466		Motorola Loadhandler	LN	160	12	8329N	
1954							
IHC DT-466	1989-88	21SI Delco, 12 Volt-100 Amp	DR	130	12	8027N	7644N
IHC DT-466		Delco 21SI, 115 Amp	DR	130	12	8027N	7644N
IHC DT-466		Delco 21SI, 145 Amp	DR	145-160	12	7644N	8076N
IHC DT-466		Delco 21SI, 65 Amp	DR	130	12	8027N	7644N
IHC DT-466		DR 30SI, 105 Amp, w/R Pin, w/o Transformer	DR	105	12	7940N	
IHC DT-466		Motorola Loadhandler	LN	160	12	8329N	
IHC DT-466	1989-84	Bosch Replacement Unit, 160 Amp, 3 Mounting Ears	BO	160	12	12490N	12715N
IHC DT-466		Bosch Replacement Unit, 200 Amp	BO	200	12	12715N	
IHC DT-466		Leece Neville 2500JB, 90 Amp	LN	130	12	7612N	7613N
IHC DT-466		Leece Neville 2600JB, 105 Amp	LN	130	12	7612N	7613N
IHC DT-466	1987-85	25SI Alternator	DR	75	12	7255N	8066N
IHC DT-466	1987-84	27SI Delco, 65 Amp, 1st Production	DR	80	12	7138N	7850N
IHC DT-466		27SI Delco, 65 Amp, 2nd Production	DR	80	12	7138N	7850N
IHC DT-466		27SI Delco, 80 Amp	DR	80	12	7138N	7850N
IHC DT-466		Motorola 8LHA, 130 Amp, Std. Regulator	LN	160	12	8329N	
IHC DT-466	1986-84	25SI Alternator	DR	75	12	7255N	8066N
2554							
L6 7.6L 7638cc 466cid	2002-96	IHC DT-466, Delco 22SI, 145 Amp	DR	145	12	8076N	7644N
L6 8.7L 8687cc 530cid	2000-96	IHC DT-530, Delco 22SI, 145 Amp	DR	145	12	8076N	7644N
2654							
L6 7.6L 466cid	1992-91	Delco 21SI, 115 Amp	DR	130	12	8027N	7644N
L6 7.6L 7638cc 466cid	2002-96	IHC DT-466, Delco 22SI, 145 Amp	DR	145	12	8076N	7644N
L6 7.6L 7638cc 466cid	1992-91	Delco 21SI, 115 Amp	DR	130	12	8027N	7644N
3000							
6 Cyl. 5.9L 360cid	1993-90	Delco 21SI, 115 Amp	DR	130	12	8027N	7644N
6 Cyl. 7.6L 466cid	1995-90	Delco 21SI, 115 Amp	DR	130	12	8027N	7644N
8 Cyl. 7.3L 444cid	2004-01	Delco 22SI, 145 Amp	DR	145	12	8076N	7644N
8 Cyl. 7.3L 444cid	1996-90	Delco 21SI, 115 Amp	DR	130	12	8027N	7644N
L6 7.6L 466cid	1996	Delco 21SI, 115 Amp	DR	130	12	8027N	7644N
V8 7.3L 444cid	2000-97	Delco 22SI, 145 Amp	DR	145	12	8076N	7644N
3400							
V8 7.3L 444cid	2002-97	Delco 22SI, 145 Amp	DR	145	12	8076N	7644N

ALTERNATORS

ALTERNATORS AND GENERATORS

ALTERNATORS

ENGINE	YEAR	APPLICATION	Mfg	Amp	Volt	PART NO.	OPT. NO.
International (Cont'd)							
3400 (Cont'd)							
V8 7.3L 444cid	1996	Delco 21SI, 115 Amp	DR	130	12	8027N	7644N
3600							
L6 5.9L 360cid	1993-92	Delco 21SI, 115 Amp	DR	130	12	8027N	7644N
L6 7.6L 466cid	1996-93	Delco 21SI, 115 Amp	DR	130	12	8027N	7644N
V8 7.3L 444cid	1996-92	Delco 21SI, 115 Amp	DR	130	12	8027N	7644N
3800							
L6 5.9L 360cid	1993-90	Delco 21SI, 115 Amp	DR	130	12	8027N	7644N
L6 7.6L 466cid	1996-90	Delco 21SI, 115 Amp	DR	130	12	8027N	7644N
V8 7.3L 444cid		Delco 21SI, 115 Amp	DR	130	12	8027N	7644N
4000							
6 Cyl. 5.9L 360cid	1992-90	Delco 21SI, 115 Amp	DR	130	12	8027N	7644N
6 Cyl. 7.6L 466cid	2007-03	Delco 22SI, Quad Pad Mt, 145 Amp	DR	145	12	8362N	12491N
6 Cyl. 7.6L 466cid	1999-97	Delco 22SI, 145 Amp	DR	145	12	8076N	7644N
6 Cyl. 7.6L 466cid	1992-90	Delco 21SI, 115 Amp	DR	130	12	8027N	7644N
8 Cyl. 6.0L 365cid	2007-03	Delco 22SI, Quad Pad Mt, 145 Amp	DR	145	12	8362N	12491N
8 Cyl. 7.3L 444cid	1999-97	Delco 22SI, 145 Amp	DR	145	12	8076N	7644N
8 Cyl. 7.3L 444cid	1992-90	Delco 21SI, 115 Amp	DR	130	12	8027N	7644N
7000							
6 Cyl. 7.6L 466cid	1992-90	Delco 21SI, 115 Amp	DR	130	12	8027N	7644N
7100							
L6 7.6L 466cid	1992-90	IHC DT-466, Delco 21SI, 115 Amp	DR	130	12	8027N	7644N
L6 7.6L 7638cc 466cid		IHC DT-466, Delco 21SI, 115 Amp	DR	130	12	8027N	7644N
1000B							
L6 3.8L 232cid	1969	Std. 10DN Alt.	DR	63	12	7122N	
L6 3.8L 3802cc 232cid		Std. 10DN Alt.	DR	63	12	7122N	
L6 3.9L 241cid	1969-68	Std. Unit	DR	63	12	7122N	
V8 4.4L 266cid	1969-67	Std. 10DN Alt.	DR	63	12	7122N	
V8 5.0L 304cid	1969	Std. 10DN Alt.	DR	63	12	7122N	
V8 5.0L 4982cc 304cid	1969-68	Std. 10DN Alt.	DR	63	12	7122N	
V8 5.0L 4983cc 304cid	1969	Std. 10DN Alt.	DR	63	12	7122N	
V8 6.4L 6424cc 392cid		Std. 10DN Alt.	DR	63	12	7122N	
1000C							
L6 3.8L 232cid	1969	Std. 10DN Alt.	DR	63	12	7122N	
L6 3.8L 3802cc 232cid		Std. 10DN Alt.	DR	63	12	7122N	
L6 3.9L 241cid	1969-68	Std. Unit	DR	63	12	7122N	
V8 4.4L 266cid		Std. 10DN Alt.	DR	63	12	7122N	
V8 5.0L 304cid	1969	Std. 10DN Alt.	DR	63	12	7122N	
V8 5.0L 4982cc 304cid	1969-68	Std. 10DN Alt.	DR	63	12	7122N	
V8 5.0L 4983cc 304cid	1969	Std. 10DN Alt.	DR	63	12	7122N	
V8 6.4L 6424cc 392cid		Std. 10DN Alt.	DR	63	12	7122N	
1000D							
L6 3.8L 232cid	1970-69	Std. 10DN Alt.	DR	63	12	7122N	
L6 3.8L 3802cc 232cid		Std. 10DN Alt.	DR	63	12	7122N	
L6 3.9L 241cid		Std. Unit	DR	63	12	7122N	
V8 4.4L 266cid		Std. 10DN Alt.	DR	63	12	7122N	
V8 5.0L 304cid		Std. 10DN Alt.	DR	63	12	7122N	
V8 5.0L 4982cc 304cid		Std. 10DN Alt.	DR	63	12	7122N	
V8 5.0L 4983cc 304cid		Std. 10DN Alt.	DR	63	12	7122N	
V8 6.4L 6424cc 392cid		Std. 10DN Alt.	DR	63	12	7122N	
1100B							
L6 3.8L 232cid	1969	Std. 10DN Alt.	DR	63	12	7122N	
L6 3.8L 3802cc 232cid		Std. 10DN Alt.	DR	63	12	7122N	
L6 3.9L 241cid	1969-68	Std. Unit	DR	63	12	7122N	
V8 4.4L 266cid	1969-67	Std. 10DN Alt.	DR	63	12	7122N	
V8 5.0L 304cid	1969	Std. 10DN Alt.	DR	63	12	7122N	
V8 5.0L 4982cc 304cid	1969-68	Std. 10DN Alt.	DR	63	12	7122N	
V8 5.0L 4983cc 304cid	1969	Std. 10DN Alt.	DR	63	12	7122N	
V8 6.4L 6424cc 392cid		Std. 10DN Alt.	DR	63	12	7122N	
1100C							
L6 3.8L 232cid	1969	Std. 10DN Alt.	DR	63	12	7122N	
L6 3.8L 3802cc 232cid		Std. 10DN Alt.	DR	63	12	7122N	

ALTERNATORS AND GENERATORS

ENGINE	YEAR	APPLICATION	Mfg	Amp	Volt	PART NO.	OPT. NO.
International (Cont'd)							
1100C (Cont'd)							
L6 3.9L 241cid	1969-68	Std. Unit	DR	63	12	7122N	
V8 4.4L 266cid		Std. 10DN Alt.	DR	63	12	7122N	
V8 5.0L 304cid	1969	Std. 10DN Alt.	DR	63	12	7122N	
V8 5.0L 4982cc 304cid	1969-68	Std. 10DN Alt.	DR	63	12	7122N	
V8 5.0L 4983cc 304cid	1969	Std. 10DN Alt.	DR	63	12	7122N	
V8 6.4L 6424cc 392cid		Std. 10DN Alt.	DR	63	12	7122N	
1100D							
L6 3.8L 232cid	1970-69	Std. 10DN Alt.	DR	63	12	7122N	
L6 3.8L 3802cc 232cid		Std. 10DN Alt.	DR	63	12	7122N	
L6 3.9L 241cid		Std. Unit	DR	63	12	7122N	
V8 4.4L 266cid		Std. 10DN Alt.	DR	63	12	7122N	
V8 5.0L 304cid		Std. 10DN Alt.	DR	63	12	7122N	
V8 5.0L 4982cc 304cid		Std. 10DN Alt.	DR	63	12	7122N	
V8 6.4L 6424cc 392cid		Std. 10DN Alt.	DR	63	12	7122N	
1200B							
L6 3.9L 241cid	1969-68	Std. Unit	DR	63	12	7122N	
V8 4.4L 266cid	1969-67	Std. 10DN Alt.	DR	63	12	7122N	
V8 5.0L 304cid	1969	Std. 10DN Alt.	DR	63	12	7122N	
V8 5.0L 4982cc 304cid	1969-68	Std. 10DN Alt.	DR	63	12	7122N	
V8 5.0L 4983cc 304cid	1969	Std. 10DN Alt.	DR	63	12	7122N	
V8 6.4L 6424cc 392cid		Std. 10DN Alt.	DR	63	12	7122N	
1200C							
L6 3.9L 241cid	1969-68	Std. Unit	DR	63	12	7122N	
V8 4.4L 266cid		Std. 10DN Alt.	DR	63	12	7122N	
V8 5.0L 304cid	1969	Std. 10DN Alt.	DR	63	12	7122N	
V8 5.0L 4982cc 304cid	1969-68	Std. 10DN Alt.	DR	63	12	7122N	
V8 5.0L 4983cc 304cid	1969	Std. 10DN Alt.	DR	63	12	7122N	
V8 6.4L 6424cc 392cid		Std. 10DN Alt.	DR	63	12	7122N	
1200D							
L6 3.8L 3802cc 232cid	1970-69	Std. 10DN Alt.	DR	63	12	7122N	
L6 3.9L 241cid		Std. Unit	DR	63	12	7122N	
V8 4.4L 266cid		Std. 10DN Alt.	DR	63	12	7122N	
V8 5.0L 304cid		Std. 10DN Alt.	DR	63	12	7122N	
V8 5.0L 4982cc 304cid		Std. 10DN Alt.	DR	63	12	7122N	
V8 5.0L 4983cc 304cid		Std. 10DN Alt.	DR	63	12	7122N	
V8 6.4L 6424cc 392cid		Std. 10DN Alt.	DR	63	12	7122N	
1300B							
L6 3.9L 241cid	1969-68	Std. Unit	DR	63	12	7122N	
V8 4.4L 266cid		Std. 10DN Alt.	DR	63	12	7122N	
V8 5.0L 304cid	1969	Std. 10DN Alt.	DR	63	12	7122N	
V8 5.0L 4982cc 304cid	1969-68	Std. 10DN Alt.	DR	63	12	7122N	
V8 5.0L 4983cc 304cid	1969	Std. 10DN Alt.	DR	63	12	7122N	
V8 6.4L 6424cc 392cid		Std. 10DN Alt.	DR	63	12	7122N	
1300C							
L6 3.9L 241cid	1969-68	Std. Unit	DR	63	12	7122N	
V8 4.4L 266cid		Std. 10DN Alt.	DR	63	12	7122N	
V8 5.0L 304cid	1969	Std. 10DN Alt.	DR	63	12	7122N	
V8 5.0L 4982cc 304cid	1969-68	Std. 10DN Alt.	DR	63	12	7122N	
V8 5.0L 4983cc 304cid	1969	Std. 10DN Alt.	DR	63	12	7122N	
V8 6.4L 6424cc 392cid		Std. 10DN Alt.	DR	63	12	7122N	
1300D							
L6 3.8L 3802cc 232cid	1970-69	Std. 10DN Alt.	DR	63	12	7122N	
L6 3.9L 241cid		Std. Unit	DR	63	12	7122N	
V8 4.4L 266cid		Std. 10DN Alt.	DR	63	12	7122N	
V8 5.0L 304cid		Std. 10DN Alt.	DR	63	12	7122N	
V8 5.0L 4982cc 304cid		Std. 10DN Alt.	DR	63	12	7122N	
V8 5.0L 4983cc 304cid		Std. 10DN Alt.	DR	63	12	7122N	
V8 6.4L 6424cc 392cid		Std. 10DN Alt.	DR	63	12	7122N	
1452SC							
V8 7.3L 7277cc 444cid	1992-88	Bosch Replacement Unit, 160 Amp, 3 Mounting Ears	BO	160	12	12490N	12715N
V8 7.3L 7277cc 444cid		Delco 21SI, 115 Amp	DR	130	12	8027N	7644N

ALTERNATORS

ALTERNATORS AND GENERATORS

ENGINE	YEAR	APPLICATION	Mfg	Amp	Volt	PART NO.	OPT. NO.
International (Cont'd)							
1652 / 1654							
IHC 7.3L (T-444E)	2003-93	Delco 22SI, 130 Amp	DR	130	12	8073N	8076N
IHC 7.3L (T-444E)		Delco 22SI, 145 Amp	DR	145	12	8076N	7644N
IHC 7.3L (T-444E)	2003-88	Opt. Serv. Repl., DR 24SI, J180 Mt., 160 Amp	DR	160	12	8718N	
IHC 7.3L (T-444E)		Bosch Replacement Unit, 200 Amp	BO	200	12	12715N	
IHC 7.3L (T-444E)	1992-88	27SI Delco, 12 Volt	DR	100	12	7850N	8076N
IHC 7.3L (T-444E)		27SI Delco, 24 Volt	DR	65	24	7197N	
IHC 7.3L (T-444E)		Delco 20SI Alternator	DR	60	12	7266N	
IHC 7.3L (T-444E)		Delco 21SI, 115 Amp	DR	130	12	8027N	7644N
IHC 7.3L (T-444E)		Delco 21SI, 145 Amp	DR	145-160	12	7644N	8076N
IHC 7.3L (T-444E)		Delco CS130 Alternator	DR	96	12	7903-11R	
IHC 7.3L (T-444E)		DR 30SI, 105 Amp, w/R Pin, w/o Transformer	DR	105	12	7940N	
IHC 7.3L (T-444E)		Leece Neville 2500JB, 90 Amp	LN	130	12	7612N	7613N
IHC 7.3L (T-444E)		Leece Neville 2600JB, 105 Amp	LN	130	12	7612N	7613N
IHC 7.3L (T-444E)		Leece Neville 2700JB, 130 Amp	LN	130	12	7612N	7613N
IHC 7.3L (T-444E)		Leece Neville LC Series, 160 Amp, stator activated, 239 mm Rotor OAL	LN	160	12	7613N-LC	
IHC 7.3L (T-444E)		Leece Neville, IR/EF, 160 Amp, trio activated, (235mm rotor OAL)	LN	160	12	7613N	7613N-LC
IHC 7.3L (T-444E)		Motorola 8LHA, 130 Amp, Std. Regulator	LN	160	12	8329N	
IHC 7.3L (T-444E)		Motorola 8LHA, 140 Amp, Std. Regulator	LN	160	12	8329N	
IHC DT-360		27SI Delco, 12 Volt	DR	100	12	7850N	8076N
IHC DT-360		27SI Delco, 24 Volt	DR	65	24	7197N	
IHC DT-360		Bosch Replacement Unit, 200 Amp	BO	200	12	12715N	
IHC DT-360		Delco 20SI Alternator	DR	60	12	7266N	
IHC DT-360		Delco 21SI, 115 Amp	DR	130	12	8027N	7644N
IHC DT-360		Delco 21SI, 145 Amp	DR	145-160	12	7644N	8076N
IHC DT-360		DR 30SI, 105 Amp, w/R Pin, w/o Transformer	DR	105	12	7940N	
IHC DT-360		Leece Neville 2500JB, 90 Amp	LN	130	12	7612N	7613N
IHC DT-360		Leece Neville 2600JB, 105 Amp	LN	130	12	7612N	7613N
IHC DT-360		Leece Neville 2700JB, 130 Amp	LN	130	12	7612N	7613N
IHC DT-360		Leece Neville LC Series, 160 Amp, stator activated, 239 mm Rotor OAL	LN	160	12	7613N-LC	
IHC DT-360		Leece Neville, IR/EF, 160 Amp, trio activated, (235mm rotor OAL)	LN	160	12	7613N	7613N-LC
IHC DT-360		Motorola 8LHA, 130 Amp, Std. Regulator	LN	160	12	8329N	
IHC DT-360		Motorola 8LHA, 140 Amp, Std. Regulator	LN	160	12	8329N	
IHC NGD-V8	1998-95	Bosch Replacement Unit, 200 Amp	BO	200	12	12715N	
IHC NGD-V8		Delco 22SI, 130 Amp	DR	130	12	8073N	8076N
IHC NGD-V8		Delco 22SI, 145 Amp	DR	145	12	8076N	7644N
IHC NGD-V8		Opt. Serv. Repl., DR 24SI, J180 Mt., 160 Amp	DR	160	12	8718N	
1652SC							
L6 5.9L 5900cc 360cid	1993-90	Bosch Replacement Unit, 160 Amp, 3 Mounting Ears	BO	160	12	12490N	12715N
V8 7.3L 7277cc 444cid	2003-95	Delco 22SI, 145 Amp	DR	145	12	8076N	7644N
V8 7.3L 7277cc 444cid	2003-88	Bosch Replacement Unit, 160 Amp, 3 Mounting Ears	BO	160	12	12490N	12715N
V8 7.3L 7277cc 444cid	1992-88	Delco 21SI, 115 Amp	DR	130	12	8027N	7644N
2200-2275 Series							
Cummins L-10	1987-84	20SI Alternator	DR	60	12	7266N	
Cummins L-10		27SI Delco, 12 Volt-1 Wire	DR	80	12	7138N	7850N
Cummins L-10		27SI Delco, 12 Volt-100 Amp	DR	100	12	7850N	8076N
Cummins L-10		27SI Delco, 24 Volt-65 Amp	DR	65	24	7197N	
Cummins L-10		30SI Delco	DR	90	12	7262N	
Cummins L-10		Bosch Replacement Unit, 160 Amp, 3 Mounting Ears	BO	160	12	12490N	12715N
Cummins L-10		Bosch Replacement Unit, 200 Amp	BO	200	12	12715N	
Cummins L-10		Leece Neville 2500JB, 90 Amp	LN	130	12	7612N	7613N
Cummins L-10		Leece Neville 2600JB, 105 Amp	LN	130	12	7612N	7613N
Cummins L-10		Motorola 8LHA, 130 Amp, Std. Regulator	LN	160	12	8329N	
Cummins NTC-855	1987-81	20SI Alternator	DR	60	12	7266N	
Cummins NTC-855		27SI Delco, 12 Volt-1 Wire	DR	80	12	7138N	7850N
Cummins NTC-855		27SI Delco, 12 Volt-100 Amp	DR	100	12	7850N	8076N
Cummins NTC-855		27SI Delco, 24 Volt-65 Amp	DR	65	24	7197N	
Cummins NTC-855		30SI Delco	DR	90	12	7262N	
Cummins NTC-855		Bosch Replacement Unit, 160 Amp, 3 Mounting Ears	BO	160	12	12490N	12715N
Cummins NTC-855		Bosch Replacement Unit, 200 Amp	BO	200	12	12715N	
Cummins NTC-855		Leece Neville 2500JB, 90 Amp	LN	130	12	7612N	7613N
Cummins NTC-855		Leece Neville 2600JB, 105 Amp	LN	130	12	7612N	7613N

ALTERNATORS AND GENERATORS

ENGINE	YEAR	APPLICATION	Mfg	Amp	Volt	PART NO.	OPT. NO.
International (Cont'd)							
2200-2275 Series (Cont'd)							
Cummins NTC-855	1987-81	Motorola 8LHA, 130 Amp, Std. Regulator	LN	160	12	8329N	
DD 6V-92	1987-84	20SI Delco, 12 Volt	DR	60	12	7266N	
DD 6V-92		20SI Delco, 24 Volt	DR	45	24	7297N	
DD 6V-92		25SI Alternator	DR	75	12	7255N	8066N
DD 6V-92		27SI Delco	DR	80	12	7138N	7850N
DD 6V-92		30SI Delco, w/o Transformer	DR	90	12	7262N	
DD 6V-92		30SI Delco, w/Transformer	DR	90	12	7256N	
DD 6V-92		Bosch Replacement Unit, 160 Amp, 3 Mounting Ears	BO	160	12	12490N	12715N
DD 6V-92		Bosch Replacement Unit, 200 Amp	BO	200	12	12715N	
DD 6V-92		Leece Neville 2500JB, 90 Amp	LN	130	12	7612N	7613N
DD 6V-92		Leece Neville 2600JB, 105 Amp	LN	130	12	7612N	7613N
DD 6V-92		Motorola 8LHA, 130 Amp, Std. Regulator	LN	160	12	8329N	
IHC DT-466		25SI Alternator	DR	75	12	7255N	8066N
IHC DT-466		27SI Delco, 65 Amp, 1st Production	DR	80	12	7138N	7850N
IHC DT-466		27SI Delco, 65 Amp, 2nd Production	DR	80	12	7138N	7850N
IHC DT-466		27SI Delco, 80 Amp	DR	80	12	7138N	7850N
IHC DT-466		Bosch Replacement Unit, 160 Amp, 3 Mounting Ears	BO	160	12	12490N	12715N
IHC DT-466		Bosch Replacement Unit, 200 Amp	BO	200	12	12715N	
IHC DT-466		Leece Neville 2500JB, 90 Amp	LN	130	12	7612N	7613N
IHC DT-466		Leece Neville 2600JB, 105 Amp	LN	130	12	7612N	7613N
IHC DT-466		Motorola 8LHA, 130 Amp, Std. Regulator	LN	160	12	8329N	
IHC DT-466	1986	25SI Alternator	DR	75	12	7255N	8066N
2300-2375 Series							
Cummins L-10	1996-94	Delco 21SI, 100 Amp	DR	130	12	8027N	7644N
Cummins L-10		Delco 21SI, 115 Amp	DR	130	12	8027N	7644N
Cummins L-10		Delco 21SI, 145 Amp	DR	145-160	12	7644N	8076N
Cummins L-10	1996-88	DR 30SI, 105 Amp, w/R Pin, w/o Transformer	DR	105	12	7940N	
Cummins L-10		Leece Neville 2700JB, 130 Amp	LN	130	12	7612N	7613N
Cummins L-10		Leece Neville LC Series, 160 Amp, stator activated, 239 mm Rotor OAL	LN	160	12	7613N-LC	
Cummins L-10		Leece Neville, IR/EF, 160 Amp, trio activated, (235mm rotor OAL)	LN	160	12	7613N	7613N-LC
Cummins L-10		Motorola 8LHA, 140 Amp, Std. Regulator	LN	160	12	8329N	
Cummins L-10	1996-84	Bosch Replacement Unit, 160 Amp, 3 Mounting Ears	BO	160	12	12490N	12715N
Cummins L-10		Bosch Replacement Unit, 200 Amp	BO	200	12	12715N	
Cummins L-10		Leece Neville 2500JB, 90 Amp	LN	130	12	7612N	7613N
Cummins L-10		Leece Neville 2600JB, 105 Amp	LN	130	12	7612N	7613N
Cummins L-10		Motorola 8LHA, 130 Amp, Std. Regulator	LN	160	12	8329N	
Cummins L-10	1992-88	21SI Delco, 12 Volt-100 Amp	DR	130	12	8027N	7644N
Cummins L-10		Delco 21SI, 115 Amp	DR	130	12	8027N	7644N
Cummins L-10		Delco 21SI, 145 Amp	DR	145-160	12	7644N	8076N
Cummins L-10		Delco 21SI, 65 Amp	DR	130	12	8027N	7644N
Cummins L-10	1987-84	20SI Alternator	DR	60	12	7266N	
Cummins L-10		27SI Delco, 12 Volt-1 Wire	DR	80	12	7138N	7850N
Cummins L-10		27SI Delco, 12 Volt-100 Amp	DR	100	12	7850N	8076N
Cummins L-10		27SI Delco, 24 Volt-65 Amp	DR	65	24	7197N	
Cummins L-10		30SI Delco	DR	90	12	7262N	
Cummins L-10	1993	Delco 21SI, 100 Amp	DR	130	12	8027N	7644N
Cummins L-10		Delco 21SI, 115 Amp	DR	130	12	8027N	7644N
Cummins L-10		Delco 21SI, 145 Amp	DR	145-160	12	7644N	8076N
Cummins L-10		Delco 21SI, 65 Amp	DR	130	12	8027N	7644N
Cummins N14	2003-97	Delco 22SI, 130 Amp	DR	130	12	8073N	8076N
Cummins N14		Delco 22SI, 145 Amp	DR	145	12	8076N	7644N
Cummins N14	2000-97	DR 26SI, 85 Amp	DR	85	12	8066N	
Cummins N14		Opt. Serv. Repl., DR 24SI, J180 Mt., 160 Amp	DR	160	12	8718N	
Cummins N14		Std. DR 33SI, J-180 Mt., 135 Amp, w/Relay Pin	DR	135	12	8083N	8612N
Cummins N14		Std. DR 33SI, J-180Mt., 110 Amp, w/Relay Pin	DR	110	12	8081N	8612N
Cummins N14	2000-93	Bosch Replacement Unit, 160 Amp, 3 Mounting Ears	BO	160	12	12490N	12715N
Cummins N14		Bosch Replacement Unit, 200 Amp	BO	200	12	12715N	
Cummins N14	1996-94	Delco 21SI, 100 Amp	DR	130	12	8027N	7644N
Cummins N14		Delco 21SI, 115 Amp	DR	130	12	8027N	7644N
Cummins N14		Delco 21SI, 145 Amp	DR	145-160	12	7644N	8076N
Cummins N14		DR 30SI, 105 Amp, w/R Pin, w/o Transformer	DR	105	12	7940N	
Cummins N14	1996-93	Leece Neville 2500JB, 90 Amp	LN	130	12	7612N	7613N
Cummins N14		Leece Neville 2600JB, 105 Amp	LN	130	12	7612N	7613N

ALTERNATORS

ALTERNATORS AND GENERATORS

ENGINE	YEAR	APPLICATION	Mfg	Amp	Volt	PART NO.	OPT. NO.
International (Cont'd)							
2300-2375 Series (Cont'd)							
Cummins N14	1996-93	Leece Neville 2700JB, 130 Amp	LN	130	12	7612N	7613N
Cummins N14		Leece Neville LC Series, 160 Amp, stator activated, 239 mm Rotor OAL	LN	160	12	7613N-LC	
Cummins N14		Leece Neville, IR/EF, 160 Amp, trio activated, (235mm rotor OAL)	LN	160	12	7613N	7613N-LC
Cummins N14		Motorola 8LHA, 130 Amp, Std. Regulator	LN	160	12	8329N	
Cummins N14		Motorola 8LHA, 140 Amp, Std. Regulator	LN	160	12	8329N	
Cummins N14	1993	Delco 21SI, 100 Amp	DR	130	12	8027N	7644N
Cummins N14		Delco 21SI, 115 Amp	DR	130	12	8027N	7644N
Cummins N14		Delco 21SI, 145 Amp	DR	145-160	12	7644N	8076N
Cummins N14		Delco 21SI, 65 Amp	DR	130	12	8027N	7644N
IHC DT-530	1996-94	Delco 21SI, 100 Amp	DR	130	12	8027N	7644N
IHC DT-530		Delco 21SI, 115 Amp	DR	130	12	8027N	7644N
IHC DT-530		Delco 21SI, 145 Amp	DR	145-160	12	7644N	8076N
IHC DT-530		DR 30SI, 105 Amp, w/R Pin, w/o Transformer	DR	105	12	7940N	
IHC DT-530	1996-93	Bosch Replacement Unit, 160 Amp, 3 Mounting Ears	BO	160	12	12490N	12715N
IHC DT-530		Bosch Replacement Unit, 200 Amp	BO	200	12	12715N	
IHC DT-530		Leece Neville 2500JB, 90 Amp	LN	130	12	7612N	7613N
IHC DT-530		Leece Neville 2600JB, 105 Amp	LN	130	12	7612N	7613N
IHC DT-530		Leece Neville 2700JB, 130 Amp	LN	130	12	7612N	7613N
IHC DT-530		Leece Neville LC Series, 160 Amp, stator activated, 239 mm Rotor OAL	LN	160	12	7613N-LC	
IHC DT-530		Leece Neville, IR/EF, 160 Amp, trio activated, (235mm rotor OAL)	LN	160	12	7613N	7613N-LC
IHC DT-530		Motorola 8LHA, 130 Amp, Std. Regulator	LN	160	12	8329N	
IHC DT-530		Motorola 8LHA, 140 Amp, Std. Regulator	LN	160	12	8329N	
IHC DT-530	1993	Delco 21SI, 100 Amp	DR	130	12	8027N	7644N
IHC DT-530		Delco 21SI, 115 Amp	DR	130	12	8027N	7644N
IHC DT-530		Delco 21SI, 145 Amp	DR	145-160	12	7644N	8076N
IHC DT-530		Delco 21SI, 65 Amp	DR	130	12	8027N	7644N
2554 / 2564 Series							
IHC DT-466	2003-96	Delco 22SI, 130 Amp	DR	130	12	8073N	8076N
IHC DT-466		Delco 22SI, 145 Amp	DR	145	12	8076N	7644N
IHC DT-466	2000-96	DR 26SI, 85 Amp	DR	85	12	8066N	
IHC DT-466		Opt. Serv. Repl., DR 24SI, J180 Mt., 160 Amp	DR	160	12	8718N	
IHC DT-466		Std. DR 33SI, J-180 Mt., 135 Amp, w/Relay Pin	DR	135	12	8083N	8612N
IHC DT-466		Std. DR 33SI, J-180Mt., 110 Amp, w/Relay Pin	DR	110	12	8081N	8612N
IHC DT-466	2000-79	Bosch Replacement Unit, 160 Amp, 3 Mounting Ears	BO	160	12	12490N	12715N
IHC DT-466		Bosch Replacement Unit, 200 Amp	BO	200	12	12715N	
IHC DT-466	1995-93	Delco 21SI, 100 Amp	DR	130	12	8027N	7644N
IHC DT-466	1995-88	DR 30SI, 105 Amp, w/R Pin, w/o Transformer	DR	105	12	7940N	
IHC DT-466		Leece Neville 2700JB, 130 Amp	LN	130	12	7612N	7613N
IHC DT-466		Leece Neville LC Series, 160 Amp, stator activated, 239 mm Rotor OAL	LN	160	12	7613N-LC	
IHC DT-466		Leece Neville, IR/EF, 160 Amp, trio activated, (235mm rotor OAL)	LN	160	12	7613N	7613N-LC
IHC DT-466		Motorola 8LHA, 140 Amp, Std. Regulator	LN	160	12	8329N	
IHC DT-466	1995-79	Leece Neville 2500JB, 90 Amp	LN	130	12	7612N	7613N
IHC DT-466		Leece Neville 2600JB, 105 Amp	LN	130	12	7612N	7613N
IHC DT-466		Motorola 8LHA, 130 Amp, Std. Regulator	LN	160	12	8329N	
IHC DT-466	1994-93	27SI Delco, 24 Volt	DR	65	24	7197N	
IHC DT-466		Delco 20SI Alternator	DR	60	12	7266N	
IHC DT-466		Delco 21SI, 65 Amp	DR	130	12	8027N	7644N
IHC DT-466	1994-88	Delco 21SI, 145 Amp	DR	145-160	12	7644N	8076N
IHC DT-466	1992-88	21SI Delco, 12 Volt-100 Amp	DR	130	12	8027N	7644N
IHC DT-466		Delco 21SI, 130 Amp	DR	130	12	8027N	7644N
IHC DT-466		Delco 21SI, 65 Amp	DR	130	12	8027N	7644N
IHC DT-466	1987-79	25SI Alternator	DR	75	12	7255N	8066N
IHC DT-466		27SI Delco, 65 Amp, 1st Production	DR	80	12	7138N	7850N
IHC DT-466		27SI Delco, 65 Amp, 2nd Production	DR	80	12	7138N	7850N
IHC DT-466		27SI Delco, 80 Amp	DR	80	12	7138N	7850N
IHC DT-466	1985-80	25SI Alternator	DR	75	12	7255N	8066N
IHC DT-466	1995	Delco 21SI, 115 Amp	DR	130	12	8027N	7644N
IHC DT-466		Delco 21SI, 145 Amp	DR	145-160	12	7644N	8076N
IHC DT-530	2003-97	Delco 22SI, 130 Amp	DR	130	12	8073N	8076N

ALTERNATORS AND GENERATORS

ENGINE	YEAR	APPLICATION	Mfg	Amp	Volt	PART NO.	OPT. NO.
International (Cont'd)							
2554 / 2564 Series (Cont'd)							
IHC DT-530	2003-97	Delco 22SI, 145 Amp	DR	145	12	8076N	7644N
IHC DT-530	2000-97	Bosch Replacement Unit, 160 Amp, 3 Mounting Ears	BO	160	12	12490N	12715N
IHC DT-530		Bosch Replacement Unit, 200 Amp	BO	200	12	12715N	
IHC DT-530		DR 26SI, 85 Amp	DR	85	12	8066N	
IHC DT-530		Opt. Serv. Repl., DR 24SI, J180 Mt., 160 Amp	DR	160	12	8718N	
IHC DT-530		Std. DR 33SI, J-180 Mt., 135 Amp, w/Relay Pin	DR	135	12	8083N	8612N
IHC DT-530		Std. DR 33SI, J-180Mt., 110 Amp, w/Relay Pin	DR	110	12	8081N	8612N
2574 / 2575 Series							
Caterpillar C-12	2003-97	Delco 22SI, 130 Amp	DR	130	12	8073N	8076N
Caterpillar C-12		Delco 22SI, 145 Amp	DR	145	12	8076N	7644N
Caterpillar C-12	2000-97	Bosch Replacement Unit, 160 Amp, 3 Mounting Ears	BO	160	12	12490N	12715N
Caterpillar C-12		Bosch Replacement Unit, 200 Amp	BO	200	12	12715N	
Caterpillar C-12		DR 26SI, 85 Amp	DR	85	12	8066N	
Caterpillar C-12		Opt. Serv. Repl., DR 24SI, J180 Mt., 160 Amp	DR	160	12	8718N	
Caterpillar C-12		Std. DR 33SI, J-180 Mt., 135 Amp, w/Relay Pin	DR	135	12	8083N	8612N
Caterpillar C-12		Std. DR 33SI, J-180Mt., 110 Amp, w/Relay Pin	DR	110	12	8081N	8612N
Cummins 855	1992-88	21SI Delco, 12 Volt-100 Amp	DR	130	12	8027N	7644N
Cummins 855		Bosch Replacement Unit, 160 Amp, 3 Mounting Ears	BO	160	12	12490N	12715N
Cummins 855		Bosch Replacement Unit, 200 Amp	BO	200	12	12715N	
Cummins 855		Delco 21SI, 130 Amp	DR	130	12	8027N	7644N
Cummins 855		Delco 21SI, 145 Amp	DR	145-160	12	7644N	8076N
Cummins 855		Delco 21SI, 65 Amp	DR	130	12	8027N	7644N
Cummins 855		DR 30SI, 105 Amp, w/R Pin, w/o Transformer	DR	105	12	7940N	
Cummins 855		Leece Neville 2500JB, 90 Amp	LN	130	12	7612N	7613N
Cummins 855		Leece Neville 2600JB, 105 Amp	LN	130	12	7612N	7613N
Cummins 855		Leece Neville 2700JB, 130 Amp	LN	130	12	7612N	7613N
Cummins 855		Leece Neville LC Series, 160 Amp, stator activated, 239 mm Rotor OAL	LN	160	12	7613N-LC	
Cummins 855		Leece Neville, IR/EF, 160 Amp, trio activated, (235mm rotor OAL)	LN	160	12	7613N	7613N-LC
Cummins 855		Motorola 8LHA, 130 Amp, Std. Regulator	LN	160	12	8329N	
Cummins 855		Motorola 8LHA, 140 Amp, Std. Regulator	LN	160	12	8329N	
Cummins ISM	2003-97	Delco 22SI, 130 Amp	DR	130	12	8073N	8076N
Cummins ISM		Delco 22SI, 145 Amp	DR	145	12	8076N	7644N
Cummins ISM	2000-97	Bosch Replacement Unit, 160 Amp, 3 Mounting Ears	BO	160	12	12490N	12715N
Cummins ISM		Bosch Replacement Unit, 200 Amp	BO	200	12	12715N	
Cummins ISM		DR 26SI, 85 Amp	DR	85	12	8066N	
Cummins ISM		Opt. Serv. Repl., DR 24SI, J180 Mt., 160 Amp	DR	160	12	8718N	
Cummins ISM		Std. DR 33SI, J-180 Mt., 135 Amp, w/Relay Pin	DR	135	12	8083N	8612N
Cummins ISM		Std. DR 33SI, J-180Mt., 110 Amp, w/Relay Pin	DR	110	12	8081N	8612N
Cummins L-10	2003-97	Delco 22SI, 130 Amp	DR	130	12	8073N	8076N
Cummins L-10		Delco 22SI, 145 Amp	DR	145	12	8076N	7644N
Cummins L-10	2000-97	DR 26SI, 85 Amp	DR	85	12	8066N	
Cummins L-10		Opt. Serv. Repl., DR 24SI, J180 Mt., 160 Amp	DR	160	12	8718N	
Cummins L-10		Std. DR 33SI, J-180 Mt., 135 Amp, w/Relay Pin	DR	135	12	8083N	8612N
Cummins L-10		Std. DR 33SI, J-180Mt., 110 Amp, w/Relay Pin	DR	110	12	8081N	8612N
Cummins L-10	2000-84	Bosch Replacement Unit, 160 Amp, 3 Mounting Ears	BO	160	12	12490N	12715N
Cummins L-10		Bosch Replacement Unit, 200 Amp	BO	200	12	12715N	
Cummins L-10	1996-94	Delco 21SI, 100 Amp	DR	130	12	8027N	7644N
Cummins L-10		Delco 21SI, 115 Amp	DR	130	12	8027N	7644N
Cummins L-10		Delco 21SI, 145 Amp	DR	145-160	12	7644N	8076N
Cummins L-10	1996-88	DR 30SI, 105 Amp, w/R Pin, w/o Transformer	DR	105	12	7940N	
Cummins L-10		Leece Neville 2700JB, 130 Amp	LN	130	12	7612N	7613N
Cummins L-10		Leece Neville LC Series, 160 Amp, stator activated, 239 mm Rotor OAL	LN	160	12	7613N-LC	
Cummins L-10		Leece Neville, IR/EF, 160 Amp, trio activated, (235mm rotor OAL)	LN	160	12	7613N	7613N-LC
Cummins L-10		Motorola 8LHA, 140 Amp, Std. Regulator	LN	160	12	8329N	
Cummins L-10	1996-84	Leece Neville 2500JB, 90 Amp	LN	130	12	7612N	7613N
Cummins L-10		Leece Neville 2600JB, 105 Amp	LN	130	12	7612N	7613N
Cummins L-10		Motorola 8LHA, 130 Amp, Std. Regulator	LN	160	12	8329N	
Cummins L-10	1992-88	21SI Delco, 12 Volt-100 Amp	DR	130	12	8027N	7644N
Cummins L-10		Delco 21SI, 115 Amp	DR	130	12	8027N	7644N
Cummins L-10		Delco 21SI, 145 Amp	DR	145-160	12	7644N	8076N
Cummins L-10		Delco 21SI, 65 Amp	DR	130	12	8027N	7644N

ALTERNATORS

ALTERNATORS AND GENERATORS

ENGINE	YEAR	APPLICATION	Mfg	Amp	Volt	PART NO.	OPT. NO.
International (Cont'd)							
2574 / 2575 Series (Cont'd)							
Cummins L-10	1987-84	20SI Alternator	DR	60	12	7266N	
Cummins L-10		27SI Delco, 12 Volt-1 Wire	DR	80	12	7138N	7850N
Cummins L-10		27SI Delco, 12 Volt-100 Amp	DR	100	12	7850N	8076N
Cummins L-10		27SI Delco, 24 Volt-65 Amp	DR	65	24	7197N	
Cummins L-10		30SI Delco	DR	90	12	7262N	
Cummins L-10	1993	Delco 21SI, 100 Amp	DR	130	12	8027N	7644N
Cummins L-10		Delco 21SI, 115 Amp	DR	130	12	8027N	7644N
Cummins L-10		Delco 21SI, 145 Amp	DR	145-160	12	7644N	8076N
Cummins L-10		Delco 21SI, 65 Amp	DR	130	12	8027N	7644N
Cummins N14	2003-97	Delco 22SI, 130 Amp	DR	130	12	8073N	8076N
Cummins N14		Delco 22SI, 145 Amp	DR	145	12	8076N	7644N
Cummins N14	2000-97	DR 26SI, 85 Amp	DR	85	12	8066N	
Cummins N14		Opt. Serv. Repl., DR 24SI, J180 Mt., 160 Amp	DR	160	12	8718N	
Cummins N14		Std. DR 33SI, J-180 Mt., 135 Amp, w/Relay Pin	DR	135	12	8083N	8612N
Cummins N14		Std. DR 33SI, J-180Mt., 110 Amp, w/Relay Pin	DR	110	12	8081N	8612N
Cummins N14	2000-93	Bosch Replacement Unit, 160 Amp, 3 Mounting Ears	BO	160	12	12490N	12715N
Cummins N14		Bosch Replacement Unit, 200 Amp	BO	200	12	12715N	
Cummins N14	1996-94	Delco 21SI, 100 Amp	DR	130	12	8027N	7644N
Cummins N14		Delco 21SI, 115 Amp	DR	130	12	8027N	7644N
Cummins N14		Delco 21SI, 145 Amp	DR	145-160	12	7644N	8076N
Cummins N14		DR 30SI, 105 Amp, w/R Pin, w/o Transformer	DR	105	12	7940N	
Cummins N14	1996-93	Leece Neville 2500JB, 90 Amp	LN	130	12	7612N	7613N
Cummins N14		Leece Neville 2600JB, 105 Amp	LN	130	12	7612N	7613N
Cummins N14		Leece Neville 2700JB, 130 Amp	LN	130	12	7612N	7613N
Cummins N14		Leece Neville LC Series, 160 Amp, stator activated, 239 mm Rotor OAL	LN	160	12	7613N-LC	
Cummins N14		Leece Neville, IR/EF, 160 Amp, trio activated, (235mm rotor OAL)	LN	160	12	7613N	7613N-LC
Cummins N14		Motorola 8LHA, 130 Amp, Std. Regulator	LN	160	12	8329N	
Cummins N14		Motorola 8LHA, 140 Amp, Std. Regulator	LN	160	12	8329N	
Cummins N14	1993	Delco 21SI, 100 Amp	DR	130	12	8027N	7644N
Cummins N14		Delco 21SI, 115 Amp	DR	130	12	8027N	7644N
Cummins N14		Delco 21SI, 145 Amp	DR	145-160	12	7644N	8076N
Cummins N14		Delco 21SI, 65 Amp	DR	130	12	8027N	7644N
Cummins NTC-855	1992-88	21SI Delco, 12 Volt-100 Amp	DR	130	12	8027N	7644N
Cummins NTC-855		Delco 21SI, 115 Amp	DR	130	12	8027N	7644N
Cummins NTC-855		Delco 21SI, 145 Amp	DR	145-160	12	7644N	8076N
Cummins NTC-855		Delco 21SI, 65 Amp	DR	130	12	8027N	7644N
Cummins NTC-855		DR 30SI, 105 Amp, w/R Pin, w/o Transformer	DR	105	12	7940N	
Cummins NTC-855		Leece Neville 2700JB, 130 Amp	LN	130	12	7612N	7613N
Cummins NTC-855		Leece Neville LC Series, 160 Amp, stator activated, 239 mm Rotor OAL	LN	160	12	7613N-LC	
Cummins NTC-855		Leece Neville, IR/EF, 160 Amp, trio activated, (235mm rotor OAL)	LN	160	12	7613N	7613N-LC
Cummins NTC-855		Motorola 8LHA, 140 Amp, Std. Regulator	LN	160	12	8329N	
Cummins NTC-855	1992-81	Bosch Replacement Unit, 160 Amp, 3 Mounting Ears	BO	160	12	12490N	12715N
Cummins NTC-855		Bosch Replacement Unit, 200 Amp	BO	200	12	12715N	
Cummins NTC-855		Leece Neville 2500JB, 90 Amp	LN	130	12	7612N	7613N
Cummins NTC-855		Leece Neville 2600JB, 105 Amp	LN	130	12	7612N	7613N
Cummins NTC-855		Motorola 8LHA, 130 Amp, Std. Regulator	LN	160	12	8329N	
Cummins NTC-855	1987-81	20SI Alternator	DR	60	12	7266N	
Cummins NTC-855		27SI Delco, 12 Volt-1 Wire	DR	80	12	7138N	7850N
Cummins NTC-855		27SI Delco, 12 Volt-100 Amp	DR	100	12	7850N	8076N
Cummins NTC-855		27SI Delco, 24 Volt-65 Amp	DR	65	24	7197N	
Cummins NTC-855		30SI Delco	DR	90	12	7262N	
IHC DT-530	2003-97	Delco 22SI, 130 Amp	DR	130	12	8073N	8076N
IHC DT-530	2000-97	Bosch Replacement Unit, 160 Amp, 3 Mounting Ears	BO	160	12	12490N	12715N
IHC DT-530		Bosch Replacement Unit, 200 Amp	BO	200	12	12715N	
IHC DT-530		Delco 22SI, 145 Amp	DR	145	12	8076N	7644N
IHC DT-530		DR 26SI, 85 Amp	DR	85	12	8066N	
IHC DT-530		Opt. Serv. Repl., DR 24SI, J180 Mt., 160 Amp	DR	160	12	8718N	
IHC DT-530		Std. DR 33SI, J-180 Mt., 135 Amp, w/Relay Pin	DR	135	12	8083N	8612N
IHC DT-530		Std. DR 33SI, J-180Mt., 110 Amp, w/Relay Pin	DR	110	12	8081N	8612N
2654 Series							
IHC DT-466	2003-96	Delco 22SI, 130 Amp	DR	130	12	8073N	8076N

ALTERNATORS AND GENERATORS

ENGINE	YEAR	APPLICATION	Mfg	Amp	Volt	PART NO.	OPT. NO.
International (Cont'd)							
2654 Series (Cont'd)							
IHC DT-466	2001-96	DR 26SI, 85 Amp	DR	85	12	8066N	
IHC DT-466		Opt. Serv. Repl., DR 24SI, J180 Mt., 160 Amp	DR	160	12	8718N	
IHC DT-466		Std. DR 33SI, J-180 Mt., 135 Amp, w/Relay Pin	DR	135	12	8083N	8612N
IHC DT-466		Std. DR 33SI, J-180Mt., 110 Amp, w/Relay Pin	DR	110	12	8081N	8612N
IHC DT-466	2001-88	Bosch Replacement Unit, 160 Amp, 3 Mounting Ears	BO	160	12	12490N	12715N
IHC DT-466		Bosch Replacement Unit, 200 Amp	BO	200	12	12715N	
IHC DT-466	1995-93	Delco 21SI, 100 Amp	DR	130	12	8027N	7644N
IHC DT-466	1995-88	DR 30SI, 105 Amp, w/R Pin, w/o Transformer	DR	105	12	7940N	
IHC DT-466		Leece Neville 2500JB, 90 Amp	LN	130	12	7612N	7613N
IHC DT-466		Leece Neville 2600JB, 105 Amp	LN	130	12	7612N	7613N
IHC DT-466		Leece Neville 2700JB, 130 Amp	LN	130	12	7612N	7613N
IHC DT-466		Leece Neville LC Series, 160 Amp, stator activated, 239 mm Rotor OAL	LN	160	12	7613N-LC	
IHC DT-466		Leece Neville, IR/EF, 160 Amp, trio activated, (235mm rotor OAL)	LN	160	12	7613N	7613N-LC
IHC DT-466		Motorola 8LHA, 130 Amp, Std. Regulator	LN	160	12	8329N	
IHC DT-466		Motorola 8LHA, 140 Amp, Std. Regulator	LN	160	12	8329N	
IHC DT-466	1994-93	27SI Delco, 24 Volt	DR	65	24	7197N	
IHC DT-466		Delco 20SI Alternator	DR	60	12	7266N	
IHC DT-466		Delco 21SI, 65 Amp	DR	130	12	8027N	7644N
IHC DT-466	1994-88	Delco 21SI, 145 Amp	DR	145-160	12	7644N	8076N
IHC DT-466	1992-88	21SI Delco, 12 Volt-100 Amp	DR	130	12	8027N	7644N
IHC DT-466		Delco 21SI, 65 Amp	DR	130	12	8027N	7644N
IHC DT-466	1995	Delco 21SI, 115 Amp	DR	130	12	8027N	7644N
IHC DT-466		Delco 21SI, 145 Amp	DR	145-160	12	7644N	8076N
2674 / 2675 Series							
Caterpillar 3176	1999-97	Delco 22SI, 130 Amp	DR	130	12	8073N	8076N
Caterpillar 3176		Delco 22SI, 145 Amp	DR	145	12	8076N	7644N
Caterpillar 3176		DR 26SI, 85 Amp	DR	85	12	8066N	
Caterpillar 3176		Opt. Serv. Repl., DR 24SI, J180 Mt., 160 Amp	DR	160	12	8718N	
Caterpillar 3176		Std. DR 33SI, J-180 Mt., 135 Amp, w/Relay Pin	DR	135	12	8083N	8612N
Caterpillar 3176		Std. DR 33SI, J-180Mt., 110 Amp, w/Relay Pin	DR	110	12	8081N	8612N
Caterpillar 3176	1999-93	Bosch Replacement Unit, 160 Amp, 3 Mounting Ears	BO	160	12	12490N	12715N
Caterpillar 3176		Bosch Replacement Unit, 200 Amp	BO	200	12	12715N	
Caterpillar 3176	1996-94	Delco 21SI, 100 Amp	DR	130	12	8027N	7644N
Caterpillar 3176		Delco 21SI, 115 Amp	DR	130	12	8027N	7644N
Caterpillar 3176		Delco 21SI, 145 Amp	DR	145-160	12	7644N	8076N
Caterpillar 3176		DR 30SI, 105 Amp, w/R Pin, w/o Transformer	DR	105	12	7940N	
Caterpillar 3176	1996-93	Leece Neville 2500JB, 90 Amp	LN	130	12	7612N	7613N
Caterpillar 3176		Leece Neville 2600JB, 105 Amp	LN	130	12	7612N	7613N
Caterpillar 3176		Leece Neville 2700JB, 130 Amp	LN	130	12	7612N	7613N
Caterpillar 3176		Leece Neville LC Series, 160 Amp, stator activated, 239 mm Rotor OAL	LN	160	12	7613N-LC	
Caterpillar 3176		Leece Neville, IR/EF, 160 Amp, trio activated, (235mm rotor OAL)	LN	160	12	7613N	7613N-LC
Caterpillar 3176		Motorola 8LHA, 130 Amp, Std. Regulator	LN	160	12	8329N	
Caterpillar 3176		Motorola 8LHA, 140 Amp, Std. Regulator	LN	160	12	8329N	
Caterpillar 3176	1993	Delco 21SI, 100 Amp	DR	130	12	8027N	7644N
Caterpillar 3176		Delco 21SI, 115 Amp	DR	130	12	8027N	7644N
Caterpillar 3176		Delco 21SI, 145 Amp	DR	145-160	12	7644N	8076N
Caterpillar 3176		Delco 21SI, 65 Amp	DR	130	12	8027N	7644N
Caterpillar C-10	2003-97	Delco 22SI, 130 Amp	DR	130	12	8073N	8076N
Caterpillar C-10		Delco 22SI, 145 Amp	DR	145	12	8076N	7644N
Caterpillar C-10	2000-97	Bosch Replacement Unit, 160 Amp, 3 Mounting Ears	BO	160	12	12490N	12715N
Caterpillar C-10		Bosch Replacement Unit, 200 Amp	BO	200	12	12715N	
Caterpillar C-10		DR 26SI, 85 Amp	DR	85	12	8066N	
Caterpillar C-10		Opt. Serv. Repl., DR 24SI, J180 Mt., 160 Amp	DR	160	12	8718N	
Caterpillar C-10		Std. DR 33SI, J-180 Mt., 135 Amp, w/Relay Pin	DR	135	12	8083N	8612N
Caterpillar C-10		Std. DR 33SI, J-180Mt., 110 Amp, w/Relay Pin	DR	110	12	8081N	8612N
Cummins L-10	2003-97	Delco 22SI, 130 Amp	DR	130	12	8073N	8076N
Cummins L-10		Delco 22SI, 145 Amp	DR	145	12	8076N	7644N
Cummins L-10	2000-97	DR 26SI, 85 Amp	DR	85	12	8066N	
Cummins L-10		Opt. Serv. Repl., DR 24SI, J180 Mt., 160 Amp	DR	160	12	8718N	
Cummins L-10		Std. DR 33SI, J-180 Mt., 135 Amp, w/Relay Pin	DR	135	12	8083N	8612N
Cummins L-10		Std. DR 33SI, J-180Mt., 110 Amp, w/Relay Pin	DR	110	12	8081N	8612N

ALTERNATORS

ALTERNATORS AND GENERATORS

ENGINE	YEAR	APPLICATION	Mfg	Amp	Volt	PART NO.	OPT. NO.
International (Cont'd)							
2674 / 2675 Series (Cont'd)							
Cummins L-10	2000-84	Bosch Replacement Unit, 160 Amp, 3 Mounting Ears	BO	160	12	12490N	12715N
Cummins L-10		Bosch Replacement Unit, 200 Amp	BO	200	12	12715N	
Cummins L-10	1996-94	Delco 21SI, 100 Amp	DR	130	12	8027N	7644N
Cummins L-10		Delco 21SI, 115 Amp	DR	130	12	8027N	7644N
Cummins L-10		Delco 21SI, 145 Amp	DR	145-160	12	7644N	8076N
Cummins L-10	1996-88	DR 30SI, 105 Amp, w/R Pin, w/o Transformer	DR	105	12	7940N	
Cummins L-10		Leece Neville 2700JB, 130 Amp	LN	130	12	7612N	7613N
Cummins L-10		Leece Neville LC Series, 160 Amp, stator activated, 239 mm Rotor OAL	LN	160	12	7613N-LC	
Cummins L-10		Leece Neville, IR/EF, 160 Amp, trio activated, (235mm rotor OAL)	LN	160	12	7613N	7613N-LC
Cummins L-10		Motorola 8LHA, 140 Amp, Std. Regulator	LN	160	12	8329N	
Cummins L-10	1996-84	Leece Neville 2500JB, 90 Amp	LN	130	12	7612N	7613N
Cummins L-10		Leece Neville 2600JB, 105 Amp	LN	130	12	7612N	7613N
Cummins L-10		Motorola 8LHA, 130 Amp, Std. Regulator	LN	160	12	8329N	
Cummins L-10	1992-88	21SI Delco, 12 Volt-100 Amp	DR	130	12	8027N	7644N
Cummins L-10		Delco 21SI, 115 Amp	DR	130	12	8027N	7644N
Cummins L-10		Delco 21SI, 145 Amp	DR	145-160	12	7644N	8076N
Cummins L-10		Delco 21SI, 65 Amp	DR	130	12	8027N	7644N
Cummins L-10	1987-84	20SI Alternator	DR	60	12	7266N	
Cummins L-10		27SI Delco, 12 Volt-1 Wire	DR	80	12	7138N	7850N
Cummins L-10		27SI Delco, 12 Volt-100 Amp	DR	100	12	7850N	8076N
Cummins L-10		27SI Delco, 24 Volt-65 Amp	DR	65	24	7197N	
Cummins L-10		30SI Delco	DR	90	12	7262N	
Cummins L-10	1993	Delco 21SI, 100 Amp	DR	130	12	8027N	7644N
Cummins L-10		Delco 21SI, 115 Amp	DR	130	12	8027N	7644N
Cummins L-10		Delco 21SI, 145 Amp	DR	145-160	12	7644N	8076N
Cummins L-10		Delco 21SI, 65 Amp	DR	130	12	8027N	7644N
Cummins M11	2003-97	Delco 22SI, 130 Amp	DR	130	12	8073N	8076N
Cummins M11		Delco 22SI, 145 Amp	DR	145	12	8076N	7644N
Cummins M11	2000-97	Bosch Replacement Unit, 160 Amp, 3 Mounting Ears	BO	160	12	12490N	12715N
Cummins M11		Bosch Replacement Unit, 200 Amp	BO	200	12	12715N	
Cummins M11		DR 26SI, 85 Amp	DR	85	12	8066N	
Cummins M11		Opt. Serv. Repl., DR 24SI, J180 Mt., 160 Amp	DR	160	12	8718N	
Cummins M11		Std. DR 33SI, J-180 Mt., 135 Amp, w/Relay Pin	DR	135	12	8083N	8612N
Cummins M11		Std. DR 33SI, J-180Mt., 110 Amp, w/Relay Pin	DR	110	12	8081N	8612N
Cummins N14	2003-97	Delco 22SI, 130 Amp	DR	130	12	8073N	8076N
Cummins N14		Delco 22SI, 145 Amp	DR	145	12	8076N	7644N
Cummins N14	2000-97	DR 26SI, 85 Amp	DR	85	12	8066N	
Cummins N14		Opt. Serv. Repl., DR 24SI, J180 Mt., 160 Amp	DR	160	12	8718N	
Cummins N14		Std. DR 33SI, J-180 Mt., 135 Amp, w/Relay Pin	DR	135	12	8083N	8612N
Cummins N14		Std. DR 33SI, J-180Mt., 110 Amp, w/Relay Pin	DR	110	12	8081N	8612N
Cummins N14	2000-93	Bosch Replacement Unit, 160 Amp, 3 Mounting Ears	BO	160	12	12490N	12715N
Cummins N14		Bosch Replacement Unit, 200 Amp	BO	200	12	12715N	
Cummins N14	1996-94	Delco 21SI, 100 Amp	DR	130	12	8027N	7644N
Cummins N14		Delco 21SI, 115 Amp	DR	130	12	8027N	7644N
Cummins N14		Delco 21SI, 145 Amp	DR	145-160	12	7644N	8076N
Cummins N14		DR 30SI, 105 Amp, w/R Pin, w/o Transformer	DR	105	12	7940N	
Cummins N14	1996-93	Leece Neville 2500JB, 90 Amp	LN	130	12	7612N	7613N
Cummins N14		Leece Neville 2600JB, 105 Amp	LN	130	12	7612N	7613N
Cummins N14		Leece Neville 2700JB, 130 Amp	LN	130	12	7612N	7613N
Cummins N14		Leece Neville LC Series, 160 Amp, stator activated, 239 mm Rotor OAL	LN	160	12	7613N-LC	
Cummins N14		Leece Neville, IR/EF, 160 Amp, trio activated, (235mm rotor OAL)	LN	160	12	7613N	7613N-LC
Cummins N14		Motorola 8LHA, 130 Amp, Std. Regulator	LN	160	12	8329N	
Cummins N14		Motorola 8LHA, 140 Amp, Std. Regulator	LN	160	12	8329N	
Cummins N14	1993	Delco 21SI, 100 Amp	DR	130	12	8027N	7644N
Cummins N14		Delco 21SI, 115 Amp	DR	130	12	8027N	7644N
Cummins N14		Delco 21SI, 145 Amp	DR	145-160	12	7644N	8076N
Cummins N14		Delco 21SI, 65 Amp	DR	130	12	8027N	7644N
Cummins NTC-855	1992-88	21SI Delco, 12 Volt-100 Amp	DR	130	12	8027N	7644N
Cummins NTC-855		Delco 21SI, 115 Amp	DR	130	12	8027N	7644N
Cummins NTC-855		Delco 21SI, 145 Amp	DR	145-160	12	7644N	8076N
Cummins NTC-855		Delco 21SI, 65 Amp	DR	130	12	8027N	7644N
Cummins NTC-855		DR 30SI, 105 Amp, w/R Pin, w/o Transformer	DR	105	12	7940N	

ALTERNATORS AND GENERATORS

ENGINE	YEAR	APPLICATION	Mfg	Amp	Volt	PART NO.	OPT. NO.
International (Cont'd)							
2674 / 2675 Series (Cont'd)							
Cummins NTC-855	1992-88	Leece Neville 2700JB, 130 Amp	LN	130	12	7612N	7613N
Cummins NTC-855		Leece Neville LC Series, 160 Amp, stator activated, 239 mm Rotor OAL	LN	160	12	7613N-LC	
Cummins NTC-855		Leece Neville, IR/EF, 160 Amp, trio activated, (235mm rotor OAL)	LN	160	12	7613N	7613N-LC
Cummins NTC-855		Motorola 8LHA, 140 Amp, Std. Regulator	LN	160	12	8329N	
Cummins NTC-855	1992-82	Bosch Replacement Unit, 160 Amp, 3 Mounting Ears	BO	160	12	12490N	12715N
Cummins NTC-855		Bosch Replacement Unit, 200 Amp	BO	200	12	12715N	
Cummins NTC-855		Leece Neville 2500JB, 90 Amp	LN	130	12	7612N	7613N
Cummins NTC-855		Leece Neville 2600JB, 105 Amp	LN	130	12	7612N	7613N
Cummins NTC-855		Motorola 8LHA, 130 Amp, Std. Regulator	LN	160	12	8329N	
Cummins NTC-855	1987-82	20SI Alternator	DR	60	12	7266N	
Cummins NTC-855		27SI Delco, 12 Volt-1 Wire	DR	80	12	7138N	7850N
Cummins NTC-855		27SI Delco, 12 Volt-100 Amp	DR	100	12	7850N	8076N
Cummins NTC-855		27SI Delco, 24 Volt-65 Amp	DR	65	24	7197N	
Cummins NTC-855		30SI Delco	DR	90	12	7262N	
DD 6V-92	1989-85	20SI Delco, 12 Volt	DR	60	12	7266N	
DD 6V-92		20SI Delco, 24 Volt	DR	45	24	7297N	
DD 6V-92		25SI Alternator	DR	75	12	7255N	8066N
DD 6V-92		27SI Delco	DR	80	12	7138N	7850N
DD 6V-92		30SI Delco, w/o Transformer	DR	90	12	7262N	
DD 6V-92		30SI Delco, w/Transformer	DR	90	12	7256N	
DD 6V-92		Bosch Replacement Unit, 160 Amp, 3 Mounting Ears	BO	160	12	12490N	12715N
DD 6V-92		Bosch Replacement Unit, 200 Amp	BO	200	12	12715N	
DD 6V-92		Leece Neville 2500JB, 90 Amp	LN	130	12	7612N	7613N
DD 6V-92		Leece Neville 2600JB, 105 Amp	LN	130	12	7612N	7613N
DD 6V-92		Motorola 8LHA, 130 Amp, Std. Regulator	LN	160	12	8329N	
IHC DT-466	1994-93	27SI Delco, 24 Volt	DR	65	24	7197N	
IHC DT-466		Delco 20SI Alternator	DR	60	12	7266N	
IHC DT-466		Delco 21SI, 100 Amp	DR	130	12	8027N	7644N
IHC DT-466		Delco 21SI, 65 Amp	DR	130	12	8027N	7644N
IHC DT-466	1994-88	Delco 21SI, 145 Amp	DR	145-160	12	7644N	8076N
IHC DT-466		DR 30SI, 105 Amp, w/R Pin, w/o Transformer	DR	105	12	7940N	
IHC DT-466		Leece Neville 2700JB, 130 Amp	LN	130	12	7612N	7613N
IHC DT-466		Leece Neville LC Series, 160 Amp, stator activated, 239 mm Rotor OAL	LN	160	12	7613N-LC	
IHC DT-466		Leece Neville, IR/EF, 160 Amp, trio activated, (235mm rotor OAL)	LN	160	12	7613N	7613N-LC
IHC DT-466		Motorola 8LHA, 140 Amp, Std. Regulator	LN	160	12	8329N	
IHC DT-466	1994-85	Bosch Replacement Unit, 160 Amp, 3 Mounting Ears	BO	160	12	12490N	12715N
IHC DT-466		Bosch Replacement Unit, 200 Amp	BO	200	12	12715N	
IHC DT-466		Leece Neville 2500JB, 90 Amp	LN	130	12	7612N	7613N
IHC DT-466		Leece Neville 2600JB, 105 Amp	LN	130	12	7612N	7613N
IHC DT-466		Motorola 8LHA, 130 Amp, Std. Regulator	LN	160	12	8329N	
IHC DT-466	1992-88	21SI Delco, 12 Volt-100 Amp	DR	130	12	8027N	7644N
IHC DT-466		Delco 21SI, 115 Amp	DR	130	12	8027N	7644N
IHC DT-466		Delco 21SI, 65 Amp	DR	130	12	8027N	7644N
IHC DT-466	1987-85	25SI Alternator	DR	75	12	7255N	8066N
IHC DT-466		27SI Delco, 65 Amp, 1st Production	DR	80	12	7138N	7850N
IHC DT-466		27SI Delco, 65 Amp, 2nd Production	DR	80	12	7138N	7850N
IHC DT-466		27SI Delco, 80 Amp	DR	80	12	7138N	7850N
IHC DT-530	2003-97	Delco 22SI, 130 Amp	DR	130	12	8073N	8076N
IHC DT-530		Delco 22SI, 145 Amp	DR	145	12	8076N	7644N
IHC DT-530	2000-97	Bosch Replacement Unit, 160 Amp, 3 Mounting Ears	BO	160	12	12490N	12715N
IHC DT-530		Bosch Replacement Unit, 200 Amp	BO	200	12	12715N	
IHC DT-530		DR 26SI, 85 Amp	DR	85	12	8066N	
IHC DT-530		Opt. Serv. Repl., DR 24SI, J180 Mt., 160 Amp	DR	160	12	8718N	
IHC DT-530		Std. DR 33SI, J-180 Mt., 135 Amp, w/Relay Pin	DR	135	12	8083N	8612N
IHC DT-530		Std. DR 33SI, J-180Mt., 110 Amp, w/Relay Pin	DR	110	12	8081N	8612N
3000-3900 Series Bus							
IHC 7.3L (T-444E)	2004-97	Delco 22SI, 130 Amp	DR	130	12	8073N	8076N
IHC 7.3L (T-444E)		Delco 22SI, 145 Amp	DR	145	12	8076N	7644N
IHC 7.3L (T-444E)		Delco 34SI, Quad Mt, 110 Amp, Std.	DR	135	12	8092N	8613N
IHC 7.3L (T-444E)		Delco 34SI, Quad Mt., 135 Amp	DR	135	12	8092N	8613N
IHC 7.3L (T-444E)		DR 35SI Quad Mt., Repl.34SI, R Pin, 110 Amp	DR	140	12	8608N	8613N

ALTERNATORS

ALTERNATORS AND GENERATORS

ENGINE	YEAR	APPLICATION	Mfg	Amp	Volt	PART NO.	OPT. NO.
International (Cont'd)							
3000-3900 Series Bus (Cont'd)							
IHC 7.3L (T-444E)	2004-97	DR 35SI, J-180 Mtg, 110 Amp, Repl. 33SI	DR	140	12	8607N	8612N
IHC 7.3L (T-444E)		DR 35SI, J-180 Mtg, 135 Amp, Repl. 33SI	DR	140	12	8607N	8612N
IHC 7.3L (T-444E)		DR 35SI, Quad Mt., Repl.34SI, 135 Amp	DR	140	12	8608N	8613N
IHC 7.3L (T-444E)		LN IR/ EF, 270 Amp, J-180 Mtg., SE Reg.	LN	270	12	8322N	
IHC 7.3L (T-444E)		LN, 200 Amp, J-180 Mt., Ign. Stud, Int. Sense	LN	200	12	8320N	8745N
IHC 7.3L (T-444E)		LN, 270 Amp, J-180 Mt., Ign. Stud, Int. Sense	LN	270	12	8654N	
IHC 7.3L (T-444E)		Opt. Serv. Repl., DR 24SI, J180 Mt., 160 Amp	DR	160	12	8718N	
IHC 7.3L (T-444E)		Std. DR 33SI, J-180 Mt.,135 Amp, w/Relay Pin	DR	135	12	8083N	8612N
IHC 7.3L (T-444E)		Std. DR 33SI, J-180Mt.,110 Amp, w/Relay Pin	DR	110	12	8081N	8612N
IHC 7.3L (T-444E)	2004-88	Bosch Replacement Unit, 160 Amp, 3 Mounting Ears	BO	160	12	12490N	12715N
IHC 7.3L (T-444E)		Bosch Replacement Unit, 200 Amp	BO	200	12	12715N	
IHC 7.3L (T-444E)	1996-88	27SI Delco, 24 Volt	DR	65	24	7197N	
IHC 7.3L (T-444E)		Delco 20SI Alternator	DR	60	12	7266N	
IHC 7.3L (T-444E)		Delco 21SI, 100 Amp	DR	130	12	8027N	7644N
IHC 7.3L (T-444E)		Delco 21SI, 145 Amp	DR	145-160	12	7644N	8076N
IHC 7.3L (T-444E)		DR 26SI, 85 Amp	DR	85	12	8066N	
IHC 7.3L (T-444E)		DR 30SI, 105 Amp, w/R Pin, w/o Transformer	DR	105	12	7940N	
IHC 7.3L (T-444E)		Leece Neville 2500JB, 90 Amp	LN	130	12	7612N	7613N
IHC 7.3L (T-444E)		Leece Neville 2600JB, 105 Amp	LN	130	12	7612N	7613N
IHC 7.3L (T-444E)		Leece Neville 2700JB, 130 Amp	LN	130	12	7612N	7613N
IHC 7.3L (T-444E)		Leece Neville LC Series, 160 Amp, stator activated, 239 mm Rotor OAL	LN	160	12	7613N-LC	
IHC 7.3L (T-444E)		Leece Neville, IR/EF, 160 Amp, trio activated, (235mm rotor OAL)	LN	160	12	7613N	7613N-LC
IHC 7.3L (T-444E)		Motorola 8LHA, 130 Amp, Std. Regulator	LN	160	12	8329N	
IHC 7.3L (T-444E)		Motorola 8LHA, 140 Amp, Std. Regulator	LN	160	12	8329N	
IHC DT-360	1993-88	27SI Delco, 24 Volt	DR	65	24	7197N	
IHC DT-360		Delco 20SI Alternator	DR	60	12	7266N	
IHC DT-360		Delco 21SI, 100 Amp	DR	130	12	8027N	7644N
IHC DT-360		Delco 21SI, 145 Amp	DR	145-160	12	7644N	8076N
IHC DT-360		DR 26SI, 85 Amp	DR	85	12	8066N	
IHC DT-360		DR 30SI, 105 Amp, w/R Pin, w/o Transformer	DR	105	12	7940N	
IHC DT-360		Leece Neville 2700JB, 130 Amp	LN	130	12	7612N	7613N
IHC DT-360		Leece Neville LC Series, 160 Amp, stator activated, 239 mm Rotor OAL	LN	160	12	7613N-LC	
IHC DT-360		Leece Neville, IR/EF, 160 Amp, trio activated, (235mm rotor OAL)	LN	160	12	7613N	7613N-LC
IHC DT-360		Motorola 8LHA, 140 Amp, Std. Regulator	LN	160	12	8329N	
IHC DT-360	1993-85	Bosch Replacement Unit, 160 Amp, 3 Mounting Ears	BO	160	12	12490N	12715N
IHC DT-360		Bosch Replacement Unit, 200 Amp	BO	200	12	12715N	
IHC DT-360		Leece Neville 2500JB, 90 Amp	LN	130	12	7612N	7613N
IHC DT-360		Leece Neville 2600JB, 105 Amp	LN	130	12	7612N	7613N
IHC DT-360		Motorola 8LHA, 130 Amp, Std. Regulator	LN	160	12	8329N	
IHC DT-360	1987-85	20SI Alternator	DR	60	12	7266N	
IHC DT-360		27SI Delco, 12 Volt-1 Wire	DR	80	12	7138N	7850N
IHC DT-360		27SI Delco, 12 Volt-100 Amp	DR	100	12	7850N	8076N
IHC DT-360		27SI Delco, 24 Volt-65 Amp	DR	65	24	7197N	
IHC DT-360		30SI Delco	DR	90	12	7262N	
IHC DT-466	2008-97	DR 35SI Quad Mt., Repl.34SI, R Pin, 110 Amp	DR	140	12	8608N	8613N
IHC DT-466		DR 35SI, J-180 Mtg, 110 Amp, Repl. 33SI	DR	140	12	8607N	8612N
IHC DT-466		DR 35SI, J-180 Mtg, 135 Amp, Repl. 33SI	DR	140	12	8607N	8612N
IHC DT-466		DR 35SI, Quad Mt., Repl.34SI, 135 Amp	DR	140	12	8608N	8613N
IHC DT-466		LN IR/ EF, 270 Amp, J-180 Mtg., SE Reg.	LN	270	12	8322N	
IHC DT-466		LN, 200 Amp, J-180 Mt., Ign. Stud, Int. Sense	LN	200	12	8320N	8745N
IHC DT-466		LN, 270 Amp, J-180 Mt., Ign. Stud, Int. Sense	LN	270	12	8654N	
IHC DT-466	2007-97	Delco 22SI, 130 Amp	DR	130	12	8073N	8076N
IHC DT-466		Delco 22SI, 145 Amp	DR	145	12	8076N	7644N
IHC DT-466		Delco 34SI, Quad Mt, 110 Amp, Std.	DR	135	12	8092N	8613N
IHC DT-466		Delco 34SI, Quad Mt., 135 Amp	DR	135	12	8092N	8613N
IHC DT-466		Opt. Serv. Repl., DR 24SI, J180 Mt., 160 Amp	DR	160	12	8718N	
IHC DT-466		Std. DR 33SI, J-180 Mt.,135 Amp, w/Relay Pin	DR	135	12	8083N	8612N
IHC DT-466		Std. DR 33SI, J-180Mt.,110 Amp, w/Relay Pin	DR	110	12	8081N	8612N
IHC DT-466	2007-88	Bosch Replacement Unit, 160 Amp, 3 Mounting Ears	BO	160	12	12490N	12715N
IHC DT-466		Bosch Replacement Unit, 200 Amp	BO	200	12	12715N	
IHC DT-466	1996-88	27SI Delco, 24 Volt	DR	65	24	7197N	
IHC DT-466		Delco 20SI Alternator	DR	60	12	7266N	

ALTERNATORS

ALTERNATORS AND GENERATORS

ENGINE	YEAR	APPLICATION	Mfg	Amp	Volt	PART NO.	OPT. NO.
International (Cont'd)							
3000-3900 Series Bus (Cont'd)							
IHC DT-466	1996-88	Delco 21SI, 100 Amp	DR	130	12	8027N	7644N
IHC DT-466		Delco 21SI, 145 Amp	DR	145-160	12	7644N	8076N
IHC DT-466		DR 26SI, 85 Amp	DR	85	12	8066N	
IHC DT-466		DR 30SI, 105 Amp, w/R Pin, w/o Transformer	DR	105	12	7940N	
IHC DT-466		Leece Neville 2500JB, 90 Amp	LN	130	12	7612N	7613N
IHC DT-466		Leece Neville 2600JB, 105 Amp	LN	130	12	7612N	7613N
IHC DT-466		Leece Neville 2700JB, 130 Amp	LN	130	12	7612N	7613N
IHC DT-466		Leece Neville LC Series, 160 Amp, stator activated, 239 mm Rotor OAL	LN	160	12	7613N-LC	
IHC DT-466		Leece Neville, IR/EF, 160 Amp, trio activated, (235mm rotor OAL)	LN	160	12	7613N	7613N-LC
IHC DT-466		Motorola 8LHA, 130 Amp, Std. Regulator	LN	160	12	8329N	
IHC DT-466		Motorola 8LHA, 140 Amp, Std. Regulator	LN	160	12	8329N	
IHC NGD-V8	1997-95	Bosch Replacement Unit, 160 Amp, 3 Mounting Ears	BO	160	12	12490N	12715N
IHC NGD-V8		Bosch Replacement Unit, 200 Amp	BO	200	12	12715N	
IHC NGD-V8	1996-95	27SI Delco, 24 Volt	DR	65	24	7197N	
IHC NGD-V8		Delco 20SI Alternator	DR	60	12	7266N	
IHC NGD-V8		Delco 21SI, 100 Amp	DR	130	12	8027N	7644N
IHC NGD-V8		Delco 21SI, 145 Amp	DR	145-160	12	7644N	8076N
IHC NGD-V8		DR 26SI, 85 Amp	DR	85	12	8066N	
IHC NGD-V8		DR 30SI, 105 Amp, w/R Pin, w/o Transformer	DR	105	12	7940N	
IHC NGD-V8		Leece Neville 2500JB, 90 Amp	LN	130	12	7612N	7613N
IHC NGD-V8		Leece Neville 2600JB, 105 Amp	LN	130	12	7612N	7613N
IHC NGD-V8		Leece Neville 2700JB, 130 Amp	LN	130	12	7612N	7613N
IHC NGD-V8		Leece Neville LC Series, 160 Amp, stator activated, 239 mm Rotor OAL	LN	160	12	7613N-LC	
IHC NGD-V8		Leece Neville, IR/EF, 160 Amp, trio activated, (235mm rotor OAL)	LN	160	12	7613N	7613N-LC
IHC NGD-V8		Motorola 8LHA, 130 Amp, Std. Regulator	LN	160	12	8329N	
IHC NGD-V8		Motorola 8LHA, 140 Amp, Std. Regulator	LN	160	12	8329N	
IHC NGD-V8	1997	Delco 22SI, 130 Amp	DR	130	12	8073N	8076N
IHC NGD-V8		Delco 22SI, 145 Amp	DR	145	12	8076N	7644N
IHC NGD-V8		Delco 34SI, Quad Mt, 110 Amp, Std.	DR	135	12	8092N	8613N
IHC NGD-V8		Delco 34SI, Quad Mt., 135 Amp	DR	135	12	8092N	8613N
IHC NGD-V8		DR 35SI Quad Mt., Repl.34SI, R Pin, 110 Amp	DR	140	12	8608N	8613N
IHC NGD-V8		DR 35SI, J-180 Mtg, 110 Amp, Repl. 33SI	DR	140	12	8607N	8612N
IHC NGD-V8		DR 35SI, J-180 Mtg, 135 Amp, Repl. 33SI	DR	140	12	8607N	8612N
IHC NGD-V8		DR 35SI, Quad Mt., Repl.34SI, 135 Amp	DR	140	12	8608N	8613N
IHC NGD-V8		LN IR/ EF, 270 Amp, J-180 Mtg., SE Reg.	LN	270	12	8322N	
IHC NGD-V8		LN, 200 Amp, J-180 Mt., Ign. Stud, Int. Sense	LN	200	12	8320N	8745N
IHC NGD-V8		LN, 270 Amp, J-180 Mt., Ign. Stud, Int. Sense	LN	270	12	8654N	
IHC NGD-V8		Opt. Serv. Repl., DR 24SI, J180 Mt., 160 Amp	DR	160	12	8718N	
IHC NGD-V8		Std. DR 33SI, J-180 Mt.,135 Amp, w/Relay Pin	DR	135	12	8083N	8612N
IHC NGD-V8		Std. DR 33SI, J-180Mt.,110 Amp, w/Relay Pin	DR	110	12	8081N	8612N
IHC VT-365	2008-99	DR 35SI Quad Mt., Repl.34SI, R Pin, 110 Amp	DR	140	12	8608N	8613N
IHC VT-365		DR 35SI, J-180 Mtg, 110 Amp, Repl. 33SI	DR	140	12	8607N	8612N
IHC VT-365		DR 35SI, J-180 Mtg, 135 Amp, Repl. 33SI	DR	140	12	8607N	8612N
IHC VT-365		DR 35SI, Quad Mt., Repl.34SI, 135 Amp	DR	140	12	8608N	8613N
IHC VT-365		LN IR/ EF, 270 Amp, J-180 Mtg., SE Reg.	LN	270	12	8322N	
IHC VT-365		LN, 200 Amp, J-180 Mt., Ign. Stud, Int. Sense	LN	200	12	8320N	8745N
IHC VT-365		LN, 270 Amp, J-180 Mt., Ign. Stud, Int. Sense	LN	270	12	8654N	
IHC VT-365	2007-99	Bosch Replacement Unit, 160 Amp, 3 Mounting Ears	BO	160	12	12490N	12715N
IHC VT-365		Bosch Replacement Unit, 200 Amp	BO	200	12	12715N	
IHC VT-365		Delco 22SI, 130 Amp	DR	130	12	8073N	8076N
IHC VT-365		Delco 22SI, 145 Amp	DR	145	12	8076N	7644N
IHC VT-365		Delco 34SI, Quad Mt, 110 Amp, Std.	DR	135	12	8092N	8613N
IHC VT-365		Delco 34SI, Quad Mt., 135 Amp	DR	135	12	8092N	8613N
IHC VT-365		Opt. Serv. Repl., DR 24SI, J180 Mt., 160 Amp	DR	160	12	8718N	
IHC VT-365		Std. DR 33SI, J-180 Mt.,135 Amp, w/Relay Pin	DR	135	12	8083N	8612N
IHC VT-365		Std. DR 33SI, J-180Mt.,110 Amp, w/Relay Pin	DR	110	12	8081N	8612N
3900FC							
L6 5.9L 360cid	1993-91	Delco 21SI, 115 Amp	DR	130	12	8027N	7644N
4000-4900 Series Medium-Duty							
Caterpillar 3406	1999-97	Bosch Replacement Unit, 160 Amp, 3 Mounting Ears	BO	160	12	12490N	12715N
Caterpillar 3406		Bosch Replacement Unit, 200 Amp	BO	200	12	12715N	

ALTERNATORS

ALTERNATORS AND GENERATORS

ENGINE	YEAR	APPLICATION	Mfg	Amp	Volt	PART NO.	OPT. NO.
International (Cont'd)							
4000-4900 Series Medium-Duty (Cont'd)							
Caterpillar 3406	1999-97	Delco 22SI, 130 Amp	DR	130	12	8073N	8076N
Caterpillar 3406		Delco 22SI, 145 Amp	DR	145	12	8076N	7644N
Caterpillar 3406		Delco 34SI, Quad Mt, 110 Amp, Std.	DR	135	12	8092N	8613N
Caterpillar 3406		Delco 34SI, Quad Mt., 135 Amp	DR	135	12	8092N	8613N
Caterpillar 3406		DR 35SI Quad Mt., Repl.34SI, R Pin, 110 Amp	DR	140	12	8608N	8613N
Caterpillar 3406		DR 35SI, J-180 Mtg, 110 Amp, Repl. 33SI	DR	140	12	8607N	8612N
Caterpillar 3406		DR 35SI, J-180 Mtg, 135 Amp, Repl. 33SI	DR	140	12	8607N	8612N
Caterpillar 3406		DR 35SI, Quad Mt., Repl.34SI, 135 Amp	DR	140	12	8608N	8613N
Caterpillar 3406		LN IR/ EF, 270 Amp, J-180 Mtg., SE Reg.	LN	270	12	8322N	
Caterpillar 3406		LN, 200 Amp, J-180 Mt., Ign. Stud, Int. Sense	LN	200	12	8320N	8745N
Caterpillar 3406		LN, 270 Amp, J-180 Mt., Ign. Stud, Int. Sense	LN	270	12	8654N	
Caterpillar 3406		Opt. Serv. Repl., DR 24SI, J180 Mt., 160 Amp	DR	160	12	8718N	
Caterpillar 3406		Std. DR 33SI, J-180 Mt., 135 Amp, w/Relay Pin	DR	135	12	8083N	8612N
Caterpillar 3406		Std. DR 33SI, J-180Mt., 110 Amp, w/Relay Pin	DR	110	12	8081N	8612N
Cummins N14		Bosch Replacement Unit, 160 Amp, 3 Mounting Ears	BO	160	12	12490N	12715N
Cummins N14		Bosch Replacement Unit, 200 Amp	BO	200	12	12715N	
Cummins N14		Delco 22SI, 130 Amp	DR	130	12	8073N	8076N
Cummins N14		Delco 22SI, 145 Amp	DR	145	12	8076N	7644N
Cummins N14		Delco 34SI, Quad Mt, 110 Amp, Std.	DR	135	12	8092N	8613N
Cummins N14		Delco 34SI, Quad Mt., 135 Amp	DR	135	12	8092N	8613N
Cummins N14		DR 35SI Quad Mt., Repl.34SI, R Pin, 110 Amp	DR	140	12	8608N	8613N
Cummins N14		DR 35SI, J-180 Mtg, 110 Amp, Repl. 33SI	DR	140	12	8607N	8612N
Cummins N14		DR 35SI, J-180 Mtg, 135 Amp, Repl. 33SI	DR	140	12	8607N	8612N
Cummins N14		DR 35SI, Quad Mt., Repl.34SI, 135 Amp	DR	140	12	8608N	8613N
Cummins N14		LN IR/ EF, 270 Amp, J-180 Mtg., SE Reg.	LN	270	12	8322N	
Cummins N14		LN, 200 Amp, J-180 Mt., Ign. Stud, Int. Sense	LN	200	12	8320N	8745N
Cummins N14		LN, 270 Amp, J-180 Mt., Ign. Stud, Int. Sense	LN	270	12	8654N	
Cummins N14		Opt. Serv. Repl., DR 24SI, J180 Mt., 160 Amp	DR	160	12	8718N	
Cummins N14		Std. DR 33SI, J-180 Mt., 135 Amp, w/Relay Pin	DR	135	12	8083N	8612N
Cummins N14		Std. DR 33SI, J-180Mt., 110 Amp, w/Relay Pin	DR	110	12	8081N	8612N
IHC 7.3L (T-444E)	2004-97	Delco 22SI Alternator	DR	130	12	8073N	8076N
IHC 7.3L (T-444E)		Delco 22SI, 145 Amp	DR	145	12	8076N	7644N
IHC 7.3L (T-444E)		Opt. Serv. Repl., DR 24SI, J180 Mt., 160 Amp	DR	160	12	8718N	
IHC 7.3L (T-444E)	2004-88	Bosch Replacement Unit, 160 Amp, 3 Mounting Ears	BO	160	12	12490N	12715N
IHC 7.3L (T-444E)		Bosch Replacement Unit, 200 Amp	BO	200	12	12715N	
IHC 7.3L (T-444E)	1996-93	Delco 21SI, 100 Amp	DR	130	12	8027N	7644N
IHC 7.3L (T-444E)		Delco 21SI, 115 Amp	DR	130	12	8027N	7644N
IHC 7.3L (T-444E)		Delco 21SI, 145 Amp	DR	145-160	12	7644N	8076N
IHC 7.3L (T-444E)	1996-88	27SI Delco, 24 Volt	DR	65	24	7197N	
IHC 7.3L (T-444E)		Delco 20SI Alternator	DR	60	12	7266N	
IHC 7.3L (T-444E)		DR 26SI, 85 Amp	DR	85	12	8066N	
IHC 7.3L (T-444E)		DR 30SI, 105 Amp, w/R Pin, w/o Transformer	DR	105	12	7940N	
IHC 7.3L (T-444E)		Leece Neville 2500JB, 90 Amp	LN	130	12	7612N	7613N
IHC 7.3L (T-444E)		Leece Neville 2600JB, 105 Amp	LN	130	12	7612N	7613N
IHC 7.3L (T-444E)		Leece Neville 2700JB, 130 Amp	LN	130	12	7612N	7613N
IHC 7.3L (T-444E)		Leece Neville LC Series, 160 Amp, stator activated, 239 mm Rotor OAL	LN	160	12	7613N-LC	
IHC 7.3L (T-444E)		Leece Neville, IR/EF, 160 Amp, trio activated, (235mm rotor OAL)	LN	160	12	7613N	7613N-LC
IHC 7.3L (T-444E)		Motorola 8LHA, 130 Amp, Std. Regulator	LN	160	12	8329N	
IHC 7.3L (T-444E)		Motorola 8LHA, 140 Amp, Std. Regulator	LN	160	12	8329N	
IHC 7.3L (T-444E)	1992-88	21SI Delco, 12 Volt-100 Amp	DR	130	12	8027N	7644N
IHC 7.3L (T-444E)		Delco 21SI, 145 Amp	DR	145-160	12	7644N	8076N
IHC 7.3L (T-444E)		Delco 21SI, 65 Amp	DR	130	12	8027N	7644N
IHC DT-360	1996-90	Leece Neville 2500JB, 90 Amp	LN	130	12	7612N	7613N
IHC DT-360		Leece Neville 2600JB, 105 Amp	LN	130	12	7612N	7613N
IHC DT-360		Leece Neville 2700JB, 130 Amp	LN	130	12	7612N	7613N
IHC DT-360		Leece Neville, IR/EF, 160 Amp, trio activated, (235mm rotor OAL)	LN	160	12	7613N	7613N-LC
IHC DT-360 / 408	1996-93	Delco 21SI, 100 Amp	DR	130	12	8027N	7644N
IHC DT-360 / 408		Delco 21SI, 115 Amp	DR	130	12	8027N	7644N
IHC DT-360 / 408		Delco 21SI, 145 Amp	DR	145-160	12	7644N	8076N
IHC DT-360 / 408	1996-90	27SI Delco, 24 Volt	DR	65	24	7197N	
IHC DT-360 / 408		Bosch Replacement Unit, 160 Amp, 3 Mounting Ears	BO	160	12	12490N	12715N
IHC DT-360 / 408		Bosch Replacement Unit, 200 Amp	BO	200	12	12715N	
IHC DT-360 / 408		Delco 20SI Alternator	DR	60	12	7266N	

ALTERNATORS AND GENERATORS

ENGINE	YEAR	APPLICATION	Mfg	Amp	Volt	PART NO.	OPT. NO.
International (Cont'd)							
4000-4900 Series Medium-Duty (Cont'd)							
IHC DT-360 / 408	1996-90	DR 26SI, 85 Amp	DR	85	12	8066N	
IHC DT-360 / 408		DR 30SI, 105 Amp, w/R Pin, w/o Transformer	DR	105	12	7940N	
IHC DT-360 / 408		Leece Neville LC Series, 160 Amp, stator activated, 239 mm Rotor OAL	LN	160	12	7613N-LC	
IHC DT-360 / 408		Motorola 8LHA, 130 Amp, Std. Regulator	LN	160	12	8329N	
IHC DT-360 / 408		Motorola 8LHA, 140 Amp, Std. Regulator	LN	160	12	8329N	
IHC DT-360 / 408	1992-90	21SI Delco, 12 Volt-100 Amp	DR	130	12	8027N	7644N
IHC DT-360 / 408		Delco 21SI, 145 Amp	DR	145-160	12	7644N	8076N
IHC DT-360 / 408		Delco 21SI, 65 Amp	DR	130	12	8027N	7644N
IHC DT-408	1996-90	Leece Neville 2500JB, 90 Amp	LN	130	12	7612N	7613N
IHC DT-408		Leece Neville 2600JB, 105 Amp	LN	130	12	7612N	7613N
IHC DT-408		Leece Neville 2700JB, 130 Amp	LN	130	12	7612N	7613N
IHC DT-408		Leece Neville, IR/EF, 160 Amp, trio activated, (235mm rotor OAL)	LN	160	12	7613N	7613N-LC
IHC DT-466	2008-03	Bosch IR/IF, Repl. Unit, Quad Pad Mtg, 160 Amp	BO	160	12	12491N	12716N
IHC DT-466		Bosch IR/IF, Repl. Unit, Quad Pad Mtg, 200 Amp	BO	200	12	12716N	
IHC DT-466		DR 34SI, Quad Pad Mtg., 135 Amp, Road Gang Pkg.	DR	140	12	8609N	8614N
IHC DT-466		LN, Quad Pad, 160 Amp, w/Lamp Driver Reg.	DR	170	12	8614N	
IHC DT-466		Motorola, 140 Amp, Quad Pad, Std. Reg.	LN	160	12	8410N	8410N
IHC DT-466		Motorola, 160 Amp, Quad Pad, Std. Reg.	LN	160	12	8410N	8410N
IHC DT-466		Motorola, Quad Pad, Std. Reg.	LN	160	12	8410N	8410N
IHC DT-466	2007-03	Delco 22SI, Quad Pad Mt, 100 Amp	DR	145	12	8362N	12491N
IHC DT-466		Delco 22SI, Quad Pad Mt, 145 Amp	DR	145	12	8362N	12491N
IHC DT-466		DR 22SI Quad Pad Mt., 130 Amp	DR	145	12	8362N	12491N
IHC DT-466		Opt. Ser. Repl. DR 24SI, Quad Pad Mt., 160 Amp	DR	160	12	8719N	
IHC DT-466		Std. DR 34SI, 110 Amp, Quad Pad Mt.	DR	140	12	8609N	8614N
IHC DT-466		Std. DR 34SI, 135 Amp, Quad Pad Mt.	DR	135	12	8096N	8614N
IHC DT-466	2003-97	Delco 22SI, 130 Amp	DR	130	12	8073N	8076N
IHC DT-466		Delco 34SI, Quad Mt, 110 Amp, Std.	DR	135	12	8092N	8613N
IHC DT-466		Delco 34SI, Quad Mt., 135 Amp	DR	135	12	8092N	8613N
IHC DT-466	2002-97	Delco 22SI, 145 Amp	DR	145	12	8076N	7644N
IHC DT-466		DR 35SI Quad Mt., Repl.34SI, R Pin, 110 Amp	DR	140	12	8608N	8613N
IHC DT-466		DR 35SI, J-180 Mtg, 110 Amp, Repl. 33SI	DR	140	12	8607N	8612N
IHC DT-466		DR 35SI, J-180 Mtg, 135 Amp, Repl. 33SI	DR	140	12	8607N	8612N
IHC DT-466		DR 35SI, Quad Mt., Repl.34SI, 135 Amp	DR	140	12	8608N	8613N
IHC DT-466		LN IR/ EF, 270 Amp, J-180 Mtg., SE Reg.	LN	270	12	8322N	
IHC DT-466		LN, 200 Amp, J-180 Mt., Ign. Stud, Int. Sense	LN	200	12	8320N	8745N
IHC DT-466		LN, 270 Amp, J-180 Mt., Ign. Stud, Int. Sense	LN	270	12	8654N	
IHC DT-466		Opt. Serv. Repl., DR 24SI, J180 Mt., 160 Amp	DR	160	12	8718N	
IHC DT-466		Std. DR 33SI, J-180 Mt., 135 Amp, w/Relay Pin	DR	135	12	8083N	8612N
IHC DT-466		Std. DR 33SI, J-180Mt., 110 Amp, w/Relay Pin	DR	110	12	8081N	8612N
IHC DT-466	2002-84	Bosch Replacement Unit, 160 Amp, 3 Mounting Ears	BO	160	12	12490N	12715N
IHC DT-466		Bosch Replacement Unit, 200 Amp	BO	200	12	12715N	
IHC DT-466	1996-93	Delco 21SI, 100 Amp	DR	130	12	8027N	7644N
IHC DT-466		Delco 21SI, 115 Amp	DR	130	12	8027N	7644N
IHC DT-466		Delco 21SI, 145 Amp	DR	145-160	12	7644N	8076N
IHC DT-466	1996-88	27SI Delco, 24 Volt	DR	65	24	7197N	
IHC DT-466		Delco 20SI Alternator	DR	60	12	7266N	
IHC DT-466		DR 26SI, 85 Amp	DR	85	12	8066N	
IHC DT-466		DR 30SI, 105 Amp, w/R Pin, w/o Transformer	DR	105	12	7940N	
IHC DT-466	1996-84	Leece Neville 2500JB, 90 Amp	LN	130	12	7612N	7613N
IHC DT-466		Leece Neville 2600JB, 105 Amp	LN	130	12	7612N	7613N
IHC DT-466		Leece Neville 2700JB, 130 Amp	LN	130	12	7612N	7613N
IHC DT-466		Leece Neville LC Series, 160 Amp, stator activated, 239 mm Rotor OAL	LN	160	12	7613N-LC	
IHC DT-466		Leece Neville, IR/EF, 160 Amp, trio activated, (235mm rotor OAL)	LN	160	12	7613N	7613N-LC
IHC DT-466		Motorola 8LHA, 130 Amp, Std. Regulator	LN	160	12	8329N	
IHC DT-466		Motorola 8LHA, 140 Amp, Std. Regulator	LN	160	12	8329N	
IHC DT-466	1992-88	21SI Delco, 12 Volt-100 Amp	DR	130	12	8027N	7644N
IHC DT-466		Delco 21SI, 145 Amp	DR	145-160	12	7644N	8076N
IHC DT-466		Delco 21SI, 65 Amp	DR	130	12	8027N	7644N
IHC DT-466	1987-84	27SI Delco, 65 Amp	DR	80	12	7138N	7850N
IHC DT-466		27SI Delco, 80 Amp	DR	80	12	7138N	7850N
IHC DT-466		Delco 25SI Alternator	DR	75	12	7255N	8066N
IHC DT-466, 7.6L	2006-05	DR 36SI, J-180 Mt. (33SI Upgrade) 170 Amp	DR	170	12	8612N	

ALTERNATORS

ALTERNATORS AND GENERATORS

ENGINE	YEAR	APPLICATION	Mfg	Amp	Volt	PART NO.	OPT. NO.
International (Cont'd)							
4000-4900 Series Medium-Duty (Cont'd)							
IHC DT-530	2003-97	Bosch Replacement Unit, 160 Amp, 3 Mounting Ears	BO	160	12	12490N	12715N
IHC DT-530		Bosch Replacement Unit, 200 Amp	BO	200	12	12715N	
IHC DT-530		Delco 22SI, 130 Amp	DR	130	12	8073N	8076N
IHC DT-530		Delco 22SI, 145 Amp	DR	145	12	8076N	7644N
IHC DT-530		Delco 34SI, Quad Mt., 110 Amp, Std.	DR	135	12	8092N	8613N
IHC DT-530		Delco 34SI, Quad Mt., 135 Amp	DR	135	12	8092N	8613N
IHC DT-530		DR 35SI Quad Mt., Repl.34SI, R Pin, 110 Amp	DR	140	12	8608N	8613N
IHC DT-530		DR 35SI, J-180 Mtg, 110 Amp, Repl. 33SI	DR	140	12	8607N	8612N
IHC DT-530		DR 35SI, J-180 Mtg, 135 Amp, Repl. 33SI	DR	140	12	8607N	8612N
IHC DT-530		DR 35SI, Quad Mt., Repl.34SI, 135 Amp	DR	140	12	8608N	8613N
IHC DT-530		LN IR/ EF, 270 Amp, J-180 Mtg., SE Reg.	LN	270	12	8322N	
IHC DT-530		LN, 200 Amp, J-180 Mt., Ign. Stud, Int. Sense	LN	200	12	8320N	8745N
IHC DT-530		LN, 270 Amp, J-180 Mt., Ign. Stud, Int. Sense	LN	270	12	8654N	
IHC DT-530		Opt. Serv. Repl., DR 24SI, J180 Mt., 160 Amp	DR	160	12	8718N	
IHC DT-530		Std. DR 33SI, J-180 Mt., 135 Amp, w/Relay Pin	DR	135	12	8083N	8612N
IHC DT-530		Std. DR 33SI, J-180Mt., 110 Amp, w/Relay Pin	DR	110	12	8081N	8612N
IHC VT-365	2008-03	Bosch IR/IF, Repl. Unit, Quad Pad Mtg, 160 Amp	BO	160	12	12491N	12716N
IHC VT-365		Bosch IR/IF, Repl. Unit, Quad Pad Mtg, 200 Amp	BO	200	12	12716N	
IHC VT-365		DR 34SI, Quad Pad Mtg., 135 Amp, Road Gang Pkg.	DR	140	12	8609N	8614N
IHC VT-365		LN, Quad Pad, 160 Amp, w/Lamp Driver Reg.	DR	170	12	8614N	
IHC VT-365		Motorola, 140 Amp, Quad Pad, Std. Reg.	LN	160	12	8410N	8410N
IHC VT-365		Motorola, 160 Amp, Quad Pad, Std. Reg.	LN	160	12	8410N	8410N
IHC VT-365		Motorola, Quad Pad, Std. Reg.	LN	160	12	8410N	8410N
IHC VT-365	2007-03	Delco 22SI, Quad Pad Mt, 100 Amp	DR	145	12	8362N	12491N
IHC VT-365		Delco 22SI, Quad Pad Mt, 145 Amp	DR	145	12	8362N	12491N
IHC VT-365		DR 22SI Quad Pad Mt., 130 Amp	DR	145	12	8362N	12491N
IHC VT-365		Opt. Ser. Repl. DR 24SI, Quad Pad Mt., 160 Amp	DR	160	12	8719N	
IHC VT-365		Std. DR 34SI, 110 Amp, Quad Pad Mt.	DR	140	12	8609N	8614N
IHC VT-365		Std. DR 34SI, 135 Amp, Quad Pad Mt.	DR	135	12	8096N	8614N
IHC VT-365, 6.0L	2008-05	DR 36SI, J-180 Mt. (33SI Upgrade) 170 Amp	DR	170	12	8612N	
5000-5900 Series Severe Service							
Caterpillar 3406	1999-97	Delco 22SI, 130 Amp	DR	130	12	8073N	8076N
Caterpillar 3406		Delco 22SI, 145 Amp	DR	145	12	8076N	7644N
Caterpillar 3406		Delco 34SI, Quad Mt, 110 Amp, Std.	DR	135	12	8092N	8613N
Caterpillar 3406		Delco 34SI, Quad Mt., 135 Amp	DR	135	12	8092N	8613N
Caterpillar 3406		DR 35SI Quad Mt., Repl.34SI, R Pin, 110 Amp	DR	140	12	8608N	8613N
Caterpillar 3406		DR 35SI, J-180 Mtg, 110 Amp, Repl. 33SI	DR	140	12	8607N	8612N
Caterpillar 3406		DR 35SI, J-180 Mtg, 135 Amp, Repl. 33SI	DR	140	12	8607N	8612N
Caterpillar 3406		DR 35SI, Quad Mt., Repl.34SI, 135 Amp	DR	140	12	8608N	8613N
Caterpillar 3406		LN IR/ EF, 270 Amp, J-180 Mtg., SE Reg.	LN	270	12	8322N	
Caterpillar 3406		LN, 200 Amp, J-180 Mt., Ign. Stud, Int. Sense	LN	200	12	8320N	8745N
Caterpillar 3406		LN, 270 Amp, J-180 Mt., Ign. Stud, Int. Sense	LN	270	12	8654N	
Caterpillar 3406		Opt. Serv. Repl., DR 24SI, J180 Mt., 160 Amp	DR	160	12	8718N	
Caterpillar 3406		Std. DR 33SI, J-180 Mt., 135 Amp, w/Relay Pin	DR	135	12	8083N	8612N
Caterpillar 3406		Std. DR 33SI, J-180Mt., 110 Amp, w/Relay Pin	DR	110	12	8081N	8612N
Caterpillar 3406	1999-88	Bosch Replacement Unit, 160 Amp, 3 Mounting Ears	BO	160	12	12490N	12715N
Caterpillar 3406		Bosch Replacement Unit, 200 Amp	BO	200	12	12715N	
Caterpillar 3406	1996-93	Delco 21SI, 100 Amp	DR	130	12	8027N	7644N
Caterpillar 3406		Delco 21SI, 115 Amp	DR	130	12	8027N	7644N
Caterpillar 3406		Delco 21SI, 145 Amp	DR	145-160	12	7644N	8076N
Caterpillar 3406	1996-88	27SI Delco, 24 Volt	DR	65	24	7197N	
Caterpillar 3406		Delco 20SI Alternator	DR	60	12	7266N	
Caterpillar 3406		DR 26SI, 85 Amp	DR	85	12	8066N	
Caterpillar 3406		DR 30SI, 105 Amp, w/R Pin, w/o Transformer	DR	105	12	7940N	
Caterpillar 3406		Leece Neville 2500JB, 90 Amp	LN	130	12	7612N	7613N
Caterpillar 3406		Leece Neville 2600JB, 105 Amp	LN	130	12	7612N	7613N
Caterpillar 3406		Leece Neville 2700JB, 130 Amp	LN	130	12	7612N	7613N
Caterpillar 3406		Leece Neville LC Series, 160 Amp, stator activated, 239 mm Rotor OAL	LN	160	12	7613N-LC	
Caterpillar 3406		Leece Neville, IR/EF, 160 Amp, trio activated, (235mm rotor OAL)	LN	160	12	7613N	7613N-LC
Caterpillar 3406		Motorola 8LHA, 130 Amp, Std. Regulator	LN	160	12	8329N	
Caterpillar 3406		Motorola 8LHA, 140 Amp, Std. Regulator	LN	160	12	8329N	
Caterpillar 3406	1992-88	21SI Delco, 12 Volt-100 Amp	DR	130	12	8027N	7644N
Caterpillar 3406		Delco 21SI, 115 Amp	DR	130	12	8027N	7644N

ALTERNATORS

ALTERNATORS AND GENERATORS

ENGINE	YEAR	APPLICATION	Mfg	Amp	Volt	PART NO.	OPT. NO.
International (Cont'd)							
5000-5900 Series Severe Service (Cont'd)							
Caterpillar 3406	1992-88	Delco 21SI, 145 Amp	DR	145-160	12	7644N	8076N
Caterpillar 3406		Delco 21SI, 65 Amp	DR	130	12	8027N	7644N
Caterpillar C-10	2003-97	Delco 22SI, 130 Amp	DR	130	12	8073N	8076N
Caterpillar C-10		Delco 22SI, 145 Amp	DR	145	12	8076N	7644N
Caterpillar C-10		Delco 34SI, Quad Mt, 110 Amp, Std.	DR	135	12	8092N	8613N
Caterpillar C-10		Delco 34SI, Quad Mt., 135 Amp	DR	135	12	8092N	8613N
Caterpillar C-10		DR 35SI Quad Mt., Repl.34SI, R Pin, 110 Amp	DR	140	12	8608N	8613N
Caterpillar C-10		DR 35SI, J-180 Mtg, 110 Amp, Repl. 33SI	DR	140	12	8607N	8612N
Caterpillar C-10		DR 35SI, J-180 Mtg, 135 Amp, Repl. 33SI	DR	140	12	8607N	8612N
Caterpillar C-10		DR 35SI, Quad Mt., Repl.34SI, 135 Amp	DR	140	12	8608N	8613N
Caterpillar C-10		LN IR/ EF, 270 Amp, J-180 Mtg., SE Reg.	LN	270	12	8322N	
Caterpillar C-10		LN, 200 Amp, J-180 Mt., Ign. Stud, Int. Sense	LN	200	12	8320N	8745N
Caterpillar C-10		LN, 270 Amp, J-180 Mt., Ign. Stud, Int. Sense	LN	270	12	8654N	
Caterpillar C-10		Opt. Serv. Repl., DR 24SI, J180 Mt., 160 Amp	DR	160	12	8718N	
Caterpillar C-10		Std. DR 33SI, J-180 Mt.,135 Amp, w/Relay Pin	DR	135	12	8083N	8612N
Caterpillar C-10		Std. DR 33SI, J-180Mt.,110 Amp, w/Relay Pin	DR	110	12	8081N	8612N
Caterpillar C-10	2003-93	Bosch Replacement Unit, 160 Amp, 3 Mounting Ears	BO	160	12	12490N	12715N
Caterpillar C-10		Bosch Replacement Unit, 200 Amp	BO	200	12	12715N	
Caterpillar C-10	1996-93	27SI Delco, 24 Volt	DR	65	24	7197N	
Caterpillar C-10		Delco 20SI Alternator	DR	60	12	7266N	
Caterpillar C-10		Delco 21SI, 100 Amp	DR	130	12	8027N	7644N
Caterpillar C-10		Delco 21SI, 115 Amp	DR	130	12	8027N	7644N
Caterpillar C-10		Delco 21SI, 145 Amp	DR	145-160	12	7644N	8076N
Caterpillar C-10		DR 26SI, 85 Amp	DR	85	12	8066N	
Caterpillar C-10		DR 30SI, 105 Amp, w/R Pin, w/o Transformer	DR	105	12	7940N	
Caterpillar C-10		Leece Neville 2500JB, 90 Amp	LN	130	12	7612N	7613N
Caterpillar C-10		Leece Neville 2600JB, 105 Amp	LN	130	12	7612N	7613N
Caterpillar C-10		Leece Neville 2700JB, 130 Amp	LN	130	12	7612N	7613N
Caterpillar C-10		Leece Neville LC Series, 160 Amp, stator activated, 239 mm Rotor OAL	LN	160	12	7613N-LC	
Caterpillar C-10		Leece Neville, IR/EF, 160 Amp, trio activated, (235mm rotor OAL)	LN	160	12	7613N	7613N-LC
Caterpillar C-10		Motorola 8LHA, 130 Amp, Std. Regulator	LN	160	12	8329N	
Caterpillar C-10		Motorola 8LHA, 140 Amp, Std. Regulator	LN	160	12	8329N	
Caterpillar C-12	2003-97	Delco 22SI, 130 Amp	DR	130	12	8073N	8076N
Caterpillar C-12		Delco 22SI, 145 Amp	DR	145	12	8076N	7644N
Caterpillar C-12		Delco 34SI, Quad Mt, 110 Amp, Std.	DR	135	12	8092N	8613N
Caterpillar C-12		Delco 34SI, Quad Mt., 135 Amp	DR	135	12	8092N	8613N
Caterpillar C-12		DR 35SI Quad Mt., Repl.34SI, R Pin, 110 Amp	DR	140	12	8608N	8613N
Caterpillar C-12		DR 35SI, J-180 Mtg, 110 Amp, Repl. 33SI	DR	140	12	8607N	8612N
Caterpillar C-12		DR 35SI, J-180 Mtg, 135 Amp, Repl. 33SI	DR	140	12	8607N	8612N
Caterpillar C-12		DR 35SI, Quad Mt., Repl.34SI, 135 Amp	DR	140	12	8608N	8613N
Caterpillar C-12		LN IR/ EF, 270 Amp, J-180 Mtg., SE Reg.	LN	270	12	8322N	
Caterpillar C-12		LN, 200 Amp, J-180 Mt., Ign. Stud, Int. Sense	LN	200	12	8320N	8745N
Caterpillar C-12		LN, 270 Amp, J-180 Mt., Ign. Stud, Int. Sense	LN	270	12	8654N	
Caterpillar C-12		Opt. Serv. Repl., DR 24SI, J180 Mt., 160 Amp	DR	160	12	8718N	
Caterpillar C-12		Std. DR 33SI, J-180 Mt.,135 Amp, w/Relay Pin	DR	135	12	8083N	8612N
Caterpillar C-12		Std. DR 33SI, J-180Mt.,110 Amp, w/Relay Pin	DR	110	12	8081N	8612N
Caterpillar C-12	2003-93	Bosch Replacement Unit, 160 Amp, 3 Mounting Ears	BO	160	12	12490N	12715N
Caterpillar C-12		Bosch Replacement Unit, 200 Amp	BO	200	12	12715N	
Caterpillar C-12	1996-93	27SI Delco, 24 Volt	DR	65	24	7197N	
Caterpillar C-12		Delco 20SI Alternator	DR	60	12	7266N	
Caterpillar C-12		Delco 21SI, 100 Amp	DR	130	12	8027N	7644N
Caterpillar C-12		Delco 21SI, 115 Amp	DR	130	12	8027N	7644N
Caterpillar C-12		Delco 21SI, 145 Amp	DR	145-160	12	7644N	8076N
Caterpillar C-12		DR 26SI, 85 Amp	DR	85	12	8066N	
Caterpillar C-12		DR 30SI, 105 Amp, w/R Pin, w/o Transformer	DR	105	12	7940N	
Caterpillar C-12		Leece Neville 2500JB, 90 Amp	LN	130	12	7612N	7613N
Caterpillar C-12		Leece Neville 2600JB, 105 Amp	LN	130	12	7612N	7613N
Caterpillar C-12		Leece Neville 2700JB, 130 Amp	LN	130	12	7612N	7613N
Caterpillar C-12		Leece Neville LC Series, 160 Amp, stator activated, 239 mm Rotor OAL	LN	160	12	7613N-LC	
Caterpillar C-12		Leece Neville, IR/EF, 160 Amp, trio activated, (235mm rotor OAL)	LN	160	12	7613N	7613N-LC
Caterpillar C-12		Motorola 8LHA, 130 Amp, Std. Regulator	LN	160	12	8329N	
Caterpillar C-12		Motorola 8LHA, 140 Amp, Std. Regulator	LN	160	12	8329N	

ALTERNATORS

ALTERNATORS AND GENERATORS

ENGINE	YEAR	APPLICATION	Mfg	Amp	Volt	PART NO.	OPT. NO.
International (Cont'd)							
5000-5900 Series Severe Service (Cont'd)							
Caterpillar C-13	2008-03	Bosch IR/IF, Repl. Unit, Quad Pad Mtg, 160 Amp	BO	160	12	12491N	12716N
Caterpillar C-13		Bosch IR/IF, Repl. Unit, Quad Pad Mtg, 200 Amp	BO	200	12	12716N	
Caterpillar C-13		DR 34SI, Quad Pad Mtg., 135 Amp, Road Gang Pkg.	DR	140	12	8609N	8614N
Caterpillar C-13		DR 35SI HP, Quad Pad Mt., 140 Amp, High Temp. Pkg.	DR	140	12	8609N	8614N
Caterpillar C-13		DR 35SI, Quad Pad Mt., 135 Amp, Road Gang Pkg.	DR	140	12	8609N	8614N
Caterpillar C-13		DR36SI HP,Quad Pad Mt., 170 Amp, High Temp Pkg.	DR	170	12	8614N	
Caterpillar C-13		LN, Quad Pad, 160 Amp, w/Lamp Driver Reg.	DR	170	12	8614N	
Caterpillar C-13		Motorola, 140 Amp, Quad Pad, Std. Reg.	LN	160	12	8410N	8410N
Caterpillar C-13		Motorola, 160 Amp, Quad Pad, Std. Reg.	LN	160	12	8410N	8410N
Caterpillar C-13		Motorola, Quad Pad, Std. Reg.	LN	160	12	8410N	8410N
Caterpillar C-13	2007-03	Delco 22SI, Quad Pad Mt, 100 Amp	DR	145	12	8362N	12491N
Caterpillar C-13		Delco 22SI, Quad Pad Mt, 145 Amp	DR	145	12	8362N	12491N
Caterpillar C-13		DR 22SI Quad Pad Mt., 130 Amp	DR	145	12	8362N	12491N
Caterpillar C-13		Opt. Ser. Repl. DR 24SI, Quad Pad Mt., 160 Amp	DR	160	12	8719N	
Caterpillar C-13		Std. DR 34SI, 110 Amp, Quad Pad Mt.	DR	140	12	8609N	8614N
Caterpillar C-13		Std. DR 34SI, 135 Amp, Quad Pad Mt.	DR	135	12	8096N	8614N
Caterpillar C13, 12.5L	2008-05	DR 36SI, J-180 Mt. (33SI Upgrade) 170 Amp	DR	170	12	8612N	
Caterpillar C-15	2008-00	Bosch IR/IF, Repl. Unit, Quad Pad Mtg, 160 Amp	BO	160	12	12491N	12716N
Caterpillar C-15		Bosch IR/IF, Repl. Unit, Quad Pad Mtg, 200 Amp	BO	200	12	12716N	
Caterpillar C-15		DR 34SI, Quad Pad Mtg., 135 Amp, Road Gang Pkg.	DR	140	12	8609N	8614N
Caterpillar C-15		DR 35SI HP, Quad Pad Mt., 140 Amp, High Temp. Pkg.	DR	140	12	8609N	8614N
Caterpillar C-15		DR 35SI, Quad Pad Mt., 135 Amp, Road Gang Pkg.	DR	140	12	8609N	8614N
Caterpillar C-15		DR36SI HP,Quad Pad Mt., 170 Amp, High Temp Pkg.	DR	170	12	8614N	
Caterpillar C-15		LN, Quad Pad, 160 Amp, w/Lamp Driver Reg.	DR	170	12	8614N	
Caterpillar C-15		Motorola, 140 Amp, Quad Pad, Std. Reg.	LN	160	12	8410N	8410N
Caterpillar C-15		Motorola, 160 Amp, Quad Pad, Std. Reg.	LN	160	12	8410N	8410N
Caterpillar C-15		Motorola, Quad Pad, Std. Reg.	LN	160	12	8410N	8410N
Caterpillar C-15	2007-00	Delco 22SI, Quad Pad Mt, 100 Amp	DR	145	12	8362N	12491N
Caterpillar C-15		Delco 22SI, Quad Pad Mt, 145 Amp	DR	145	12	8362N	12491N
Caterpillar C-15		DR 22SI Quad Pad Mt., 130 Amp	DR	145	12	8362N	12491N
Caterpillar C-15		Opt. Ser. Repl. DR 24SI, Quad Pad Mt., 160 Amp	DR	160	12	8719N	
Caterpillar C-15		Std. DR 34SI, 110 Amp, Quad Pad Mt.	DR	140	12	8609N	8614N
Caterpillar C-15		Std. DR 34SI, 135 Amp, Quad Pad Mt.	DR	135	12	8096N	8614N
Caterpillar C15, 15.2L	2008-05	DR 36SI, J-180 Mt. (33SI Upgrade) 170 Amp	DR	170	12	8612N	
Cummins ISM	2008-00	Bosch IR/IF, Repl. Unit, Quad Pad Mtg, 160 Amp	BO	160	12	12491N	12716N
Cummins ISM		Bosch IR/IF, Repl. Unit, Quad Pad Mtg, 200 Amp	BO	200	12	12716N	
Cummins ISM		DR 34SI, Quad Pad Mtg., 135 Amp, Road Gang Pkg.	DR	140	12	8609N	8614N
Cummins ISM		DR 35SI HP, Quad Pad Mt., 140 Amp, High Temp. Pkg.	DR	140	12	8609N	8614N
Cummins ISM		DR 35SI, Quad Pad Mt., 135 Amp, Road Gang Pkg.	DR	140	12	8609N	8614N
Cummins ISM		DR36SI HP,Quad Pad Mt., 170 Amp, High Temp Pkg.	DR	170	12	8614N	
Cummins ISM		LN, Quad Pad, 160 Amp, w/Lamp Driver Reg.	DR	170	12	8614N	
Cummins ISM		Motorola, 140 Amp, Quad Pad, Std. Reg.	LN	160	12	8410N	8410N
Cummins ISM		Motorola, 160 Amp, Quad Pad, Std. Reg.	LN	160	12	8410N	8410N
Cummins ISM		Motorola, Quad Pad, Std. Reg.	LN	160	12	8410N	8410N
Cummins ISM	2007-00	Delco 22SI, Quad Pad Mt, 100 Amp	DR	145	12	8362N	12491N
Cummins ISM		Delco 22SI, Quad Pad Mt, 145 Amp	DR	145	12	8362N	12491N
Cummins ISM		DR 22SI Quad Pad Mt., 130 Amp	DR	145	12	8362N	12491N
Cummins ISM		Opt. Ser. Repl. DR 24SI, Quad Pad Mt., 160 Amp	DR	160	12	8719N	
Cummins ISM		Std. DR 34SI, 110 Amp, Quad Pad Mt.	DR	140	12	8609N	8614N
Cummins ISM		Std. DR 34SI, 135 Amp, Quad Pad Mt.	DR	135	12	8096N	8614N
Cummins ISM, 10.8L	2008-05	DR 36SI, J-180 Mt. (33SI Upgrade) 170 Amp	DR	170	12	8612N	
Cummins ISX	2008-00	Bosch IR/IF, Repl. Unit, Quad Pad Mtg, 160 Amp	BO	160	12	12491N	12716N
Cummins ISX		Bosch IR/IF, Repl. Unit, Quad Pad Mtg, 200 Amp	BO	200	12	12716N	
Cummins ISX		DR 34SI, Quad Pad Mtg., 135 Amp, Road Gang Pkg.	DR	140	12	8609N	8614N
Cummins ISX		DR 35SI HP, Quad Pad Mt., 140 Amp, High Temp. Pkg.	DR	140	12	8609N	8614N
Cummins ISX		DR 35SI, Quad Pad Mt., 135 Amp, Road Gang Pkg.	DR	140	12	8609N	8614N
Cummins ISX		DR36SI HP,Quad Pad Mt., 170 Amp, High Temp Pkg.	DR	170	12	8614N	
Cummins ISX		LN, Quad Pad, 160 Amp, w/Lamp Driver Reg.	DR	170	12	8614N	
Cummins ISX		Motorola, 140 Amp, Quad Pad, Std. Reg.	LN	160	12	8410N	8410N
Cummins ISX		Motorola, 160 Amp, Quad Pad, Std. Reg.	LN	160	12	8410N	8410N
Cummins ISX		Motorola, Quad Pad, Std. Reg.	LN	160	12	8410N	8410N
Cummins ISX	2007-00	Delco 22SI, Quad Pad Mt, 100 Amp	DR	145	12	8362N	12491N
Cummins ISX		Delco 22SI, Quad Pad Mt, 145 Amp	DR	145	12	8362N	12491N
Cummins ISX		DR 22SI Quad Pad Mt., 130 Amp	DR	145	12	8362N	12491N
Cummins ISX		Opt. Ser. Repl. DR 24SI, Quad Pad Mt., 160 Amp	DR	160	12	8719N	
Cummins ISX		Std. DR 34SI, 110 Amp, Quad Pad Mt.	DR	140	12	8609N	8614N

ALTERNATORS

ALTERNATORS AND GENERATORS

ENGINE	YEAR	APPLICATION	Mfg	Amp	Volt	PART NO.	OPT. NO.
International (Cont'd)							
5000-5900 Series Severe Service (Cont'd)							
Cummins ISX	2007-00	Std. DR 34SI, 135 Amp, Quad Pad Mt.	DR	135	12	8096N	8614N
Cummins ISX, 10.8L	2008-05	DR 36SI, J-180 Mt. (33SI Upgrade) 170 Amp	DR	170	12	8612N	
Cummins L-10	1999-97	Delco 22SI, 130 Amp	DR	130	12	8073N	8076N
Cummins L-10		Delco 22SI, 145 Amp	DR	145	12	8076N	7644N
Cummins L-10		Delco 34SI, Quad Mt, 110 Amp, Std.	DR	135	12	8092N	8613N
Cummins L-10		Delco 34SI, Quad Mt., 135 Amp	DR	135	12	8092N	8613N
Cummins L-10		DR 35SI Quad Mt., Repl.34SI, R Pin, 110 Amp	DR	140	12	8608N	8613N
Cummins L-10		DR 35SI, J-180 Mtg, 110 Amp, Repl. 33SI	DR	140	12	8607N	8612N
Cummins L-10		DR 35SI, J-180 Mtg, 135 Amp, Repl. 33SI	DR	140	12	8607N	8612N
Cummins L-10		DR 35SI, Quad Mt., Repl.34SI, 135 Amp	DR	140	12	8608N	8613N
Cummins L-10		LN IR/ EF, 270 Amp, J-180 Mtg., SE Reg.	LN	270	12	8322N	
Cummins L-10		LN, 200 Amp, J-180 Mt., Ign. Stud, Int. Sense	LN	200	12	8320N	8745N
Cummins L-10		LN, 270 Amp, J-180 Mt., Ign. Stud, Int. Sense	LN	270	12	8654N	
Cummins L-10		Opt. Serv. Repl., DR 24SI, J180 Mt., 160 Amp	DR	160	12	8718N	
Cummins L-10		Std. DR 33SI, J-180 Mt.,135 Amp, w/Relay Pin	DR	135	12	8083N	8612N
Cummins L-10		Std. DR 33SI, J-180Mt.,110 Amp, w/Relay Pin	DR	110	12	8081N	8612N
Cummins L-10	1999-88	Bosch Replacement Unit, 160 Amp, 3 Mounting Ears	BO	160	12	12490N	12715N
Cummins L-10		Bosch Replacement Unit, 200 Amp	BO	200	12	12715N	
Cummins L-10	1996-93	Delco 21SI, 100 Amp	DR	130	12	8027N	7644N
Cummins L-10		Delco 21SI, 115 Amp	DR	130	12	8027N	7644N
Cummins L-10		Delco 21SI, 145 Amp	DR	145-160	12	7644N	8076N
Cummins L-10	1996-88	27SI Delco, 24 Volt	DR	65	24	7197N	
Cummins L-10		Delco 20SI Alternator	DR	60	12	7266N	
Cummins L-10		DR 26SI, 85 Amp	DR	85	12	8066N	
Cummins L-10		DR 30SI, 105 Amp, w/R Pin, w/o Transformer	DR	105	12	7940N	
Cummins L-10		Leece Neville 2500JB, 90 Amp	LN	130	12	7612N	7613N
Cummins L-10		Leece Neville 2600JB, 105 Amp	LN	130	12	7612N	7613N
Cummins L-10		Leece Neville 2700JB, 130 Amp	LN	130	12	7612N	7613N
Cummins L-10		Leece Neville LC Series, 160 Amp, stator activated, 239 mm Rotor OAL	LN	160	12	7613N-LC	
Cummins L-10		Leece Neville, IR/EF, 160 Amp, trio activated, (235mm rotor OAL)	LN	160	12	7613N	7613N-LC
Cummins L-10		Motorola 8LHA, 130 Amp, Std. Regulator	LN	160	12	8329N	
Cummins L-10		Motorola 8LHA, 140 Amp, Std. Regulator	LN	160	12	8329N	
Cummins L-10	1992-88	21SI Delco, 12 Volt-100 Amp	DR	130	12	8027N	7644N
Cummins L-10		Delco 21SI, 115 Amp	DR	130	12	8027N	7644N
Cummins L-10		Delco 21SI, 145 Amp	DR	145-160	12	7644N	8076N
Cummins L-10		Delco 21SI, 65 Amp	DR	130	12	8027N	7644N
Cummins M11	1999-97	Delco 22SI, 130 Amp	DR	130	12	8073N	8076N
Cummins M11		Delco 22SI, 145 Amp	DR	145	12	8076N	7644N
Cummins M11		Delco 34SI, Quad Mt, 110 Amp, Std.	DR	135	12	8092N	8613N
Cummins M11		Delco 34SI, Quad Mt., 135 Amp	DR	135	12	8092N	8613N
Cummins M11		DR 35SI Quad Mt., Repl.34SI, R Pin, 110 Amp	DR	140	12	8608N	8613N
Cummins M11		DR 35SI, J-180 Mtg, 110 Amp, Repl. 33SI	DR	140	12	8607N	8612N
Cummins M11		DR 35SI, J-180 Mtg, 135 Amp, Repl. 33SI	DR	140	12	8607N	8612N
Cummins M11		DR 35SI, Quad Mt., Repl.34SI, 135 Amp	DR	140	12	8608N	8613N
Cummins M11		LN IR/ EF, 270 Amp, J-180 Mtg., SE Reg.	LN	270	12	8322N	
Cummins M11		LN, 200 Amp, J-180 Mt., Ign. Stud, Int. Sense	LN	200	12	8320N	8745N
Cummins M11		LN, 270 Amp, J-180 Mt., Ign. Stud, Int. Sense	LN	270	12	8654N	
Cummins M11		Opt. Serv. Repl., DR 24SI, J180 Mt., 160 Amp	DR	160	12	8718N	
Cummins M11		Std. DR 33SI, J-180 Mt.,135 Amp, w/Relay Pin	DR	135	12	8083N	8612N
Cummins M11		Std. DR 33SI, J-180Mt.,110 Amp, w/Relay Pin	DR	110	12	8081N	8612N
Cummins M11	1999-93	Bosch Replacement Unit, 160 Amp, 3 Mounting Ears	BO	160	12	12490N	12715N
Cummins M11		Bosch Replacement Unit, 200 Amp	BO	200	12	12715N	
Cummins M11	1996-93	27SI Delco, 24 Volt	DR	65	24	7197N	
Cummins M11		Delco 20SI Alternator	DR	60	12	7266N	
Cummins M11		Delco 21SI, 100 Amp	DR	130	12	8027N	7644N
Cummins M11		Delco 21SI, 115 Amp	DR	130	12	8027N	7644N
Cummins M11		Delco 21SI, 145 Amp	DR	145-160	12	7644N	8076N
Cummins M11		DR 26SI, 85 Amp	DR	85	12	8066N	
Cummins M11		DR 30SI, 105 Amp, w/R Pin, w/o Transformer	DR	105	12	7940N	
Cummins M11		Leece Neville 2500JB, 90 Amp	LN	130	12	7612N	7613N
Cummins M11		Leece Neville 2600JB, 105 Amp	LN	130	12	7612N	7613N
Cummins M11		Leece Neville 2700JB, 130 Amp	LN	130	12	7612N	7613N
Cummins M11		Leece Neville LC Series, 160 Amp, stator activated, 239 mm Rotor OAL	LN	160	12	7613N-LC	

ALTERNATORS

ALTERNATORS AND GENERATORS

ENGINE	YEAR	APPLICATION	Mfg	Amp	Volt	PART NO.	OPT. NO.
International (Cont'd)							
5000-5900 Series Severe Service (Cont'd)							
Cummins M11	1996-93	Leece Neville, IR/EF, 160 Amp, trio activated, (235mm rotor OAL)	LN	160	12	7613N	7613N-LC
Cummins M11		Motorola 8LHA, 130 Amp, Std. Regulator	LN	160	12	8329N	
Cummins M11		Motorola 8LHA, 140 Amp, Std. Regulator	LN	160	12	8329N	
Cummins N14	1999-97	Delco 22SI, 130 Amp	DR	130	12	8073N	8076N
Cummins N14		Delco 22SI, 145 Amp	DR	145	12	8076N	7644N
Cummins N14		Delco 34SI, Quad Mt, 110 Amp, Std.	DR	135	12	8092N	8613N
Cummins N14		Delco 34SI, Quad Mt., 135 Amp	DR	135	12	8092N	8613N
Cummins N14		DR 35SI Quad Mt., Repl.34SI, R Pin, 110 Amp	DR	140	12	8608N	8613N
Cummins N14		DR 35SI, J-180 Mtg, 110 Amp, Repl. 33SI	DR	140	12	8607N	8612N
Cummins N14		DR 35SI, J-180 Mtg, 135 Amp, Repl. 33SI	DR	140	12	8607N	8612N
Cummins N14		DR 35SI, Quad Mt., Repl.34SI, 135 Amp	DR	140	12	8608N	8613N
Cummins N14		LN IR/ EF, 270 Amp, J-180 Mtg., SE Reg.	LN	270	12	8322N	
Cummins N14		LN, 200 Amp, J-180 Mt., Ign. Stud, Int. Sense	LN	200	12	8320N	8745N
Cummins N14		LN, 270 Amp, J-180 Mt., Ign. Stud, Int. Sense	LN	270	12	8654N	
Cummins N14		Opt. Serv. Repl., DR 24SI, J180 Mt., 160 Amp	DR	160	12	8718N	
Cummins N14		Std. DR 33SI, J-180 Mt., 135 Amp, w/Relay Pin	DR	135	12	8083N	8612N
Cummins N14		Std. DR 33SI, J-180Mt.,110 Amp, w/Relay Pin	DR	110	12	8081N	8612N
Cummins N14	1999-91	Bosch Replacement Unit, 160 Amp, 3 Mounting Ears	BO	160	12	12490N	12715N
Cummins N14		Bosch Replacement Unit, 200 Amp	BO	200	12	12715N	
Cummins N14	1996-93	Delco 21SI, 100 Amp	DR	130	12	8027N	7644N
Cummins N14		Delco 21SI, 115 Amp	DR	130	12	8027N	7644N
Cummins N14		Delco 21SI, 145 Amp	DR	145-160	12	7644N	8076N
Cummins N14	1996-91	27SI Delco, 24 Volt	DR	65	24	7197N	
Cummins N14		Delco 20SI Alternator	DR	60	12	7266N	
Cummins N14		DR 26SI, 85 Amp	DR	85	12	8066N	
Cummins N14		DR 30SI, 105 Amp, w/R Pin, w/o Transformer	DR	105	12	7940N	
Cummins N14		Leece Neville 2500JB, 90 Amp	LN	130	12	7612N	7613N
Cummins N14		Leece Neville 2600JB, 105 Amp	LN	130	12	7612N	7613N
Cummins N14		Leece Neville 2700JB, 130 Amp	LN	130	12	7612N	7613N
Cummins N14		Leece Neville LC Series, 160 Amp, stator activated, 239 mm Rotor OAL	LN	160	12	7613N-LC	
Cummins N14		Leece Neville, IR/EF, 160 Amp, trio activated, (235mm rotor OAL)	LN	160	12	7613N	7613N-LC
Cummins N14		Motorola 8LHA, 130 Amp, Std. Regulator	LN	160	12	8329N	
Cummins N14		Motorola 8LHA, 140 Amp, Std. Regulator	LN	160	12	8329N	
Cummins N14	1992-91	21SI Delco, 12 Volt-100 Amp	DR	130	12	8027N	7644N
Cummins N14		Delco 21SI, 115 Amp	DR	130	12	8027N	7644N
Cummins N14		Delco 21SI, 145 Amp	DR	145-160	12	7644N	8076N
Cummins N14		Delco 21SI, 65 Amp	DR	130	12	8027N	7644N
Cummins NTC-855	1992-90	21SI Delco, 12 Volt-100 Amp	DR	130	12	8027N	7644N
Cummins NTC-855		27SI Delco, 24 Volt	DR	65	24	7197N	
Cummins NTC-855		Bosch Replacement Unit, 160 Amp, 3 Mounting Ears	BO	160	12	12490N	12715N
Cummins NTC-855		Bosch Replacement Unit, 200 Amp	BO	200	12	12715N	
Cummins NTC-855		Delco 20SI Alternator	DR	60	12	7266N	
Cummins NTC-855		Delco 21SI, 115 Amp	DR	130	12	8027N	7644N
Cummins NTC-855		Delco 21SI, 145 Amp	DR	145-160	12	7644N	8076N
Cummins NTC-855		Delco 21SI, 65 Amp	DR	130	12	8027N	7644N
Cummins NTC-855		DR 26SI, 85 Amp	DR	85	12	8066N	
Cummins NTC-855		DR 30SI, 105 Amp, w/R Pin, w/o Transformer	DR	105	12	7940N	
Cummins NTC-855		Leece Neville 2500JB, 90 Amp	LN	130	12	7612N	7613N
Cummins NTC-855		Leece Neville 2600JB, 105 Amp	LN	130	12	7612N	7613N
Cummins NTC-855		Leece Neville 2700JB, 130 Amp	LN	130	12	7612N	7613N
Cummins NTC-855		Leece Neville LC Series, 160 Amp, stator activated, 239 mm Rotor OAL	LN	160	12	7613N-LC	
Cummins NTC-855		Leece Neville, IR/EF, 160 Amp, trio activated, (235mm rotor OAL)	LN	160	12	7613N	7613N-LC
Cummins NTC-855		Motorola 8LHA, 130 Amp, Std. Regulator	LN	160	12	8329N	
Cummins NTC-855		Motorola 8LHA, 140 Amp, Std. Regulator	LN	160	12	8329N	
IHC DT-530	2003-97	Bosch Replacement Unit, 160 Amp, 3 Mounting Ears	BO	160	12	12490N	12715N
IHC DT-530		Bosch Replacement Unit, 200 Amp	BO	200	12	12715N	
IHC DT-530		Delco 22SI, 130 Amp	DR	130	12	8073N	8076N
IHC DT-530		Delco 22SI, 145 Amp	DR	145	12	8076N	7644N
IHC DT-530		Delco 34SI, Quad Mt, 110 Amp, Std.	DR	135	12	8092N	8613N
IHC DT-530		Delco 34SI, Quad Mt., 135 Amp	DR	135	12	8092N	8613N
IHC DT-530		DR 35SI Quad Mt., Repl.34SI, R Pin, 110 Amp	DR	140	12	8608N	8613N

ALTERNATORS AND GENERATORS

ENGINE	YEAR	APPLICATION	Mfg	Amp	Volt	PART NO.	OPT. NO.
International (Cont'd)							
5000-5900 Series Severe Service (Cont'd)							
IHC DT-530	2003-97	DR 35SI, J-180 Mtg, 110 Amp, Repl. 33SI	DR	140	12	8607N	8612N
IHC DT-530		DR 35SI, J-180 Mtg, 135 Amp, Repl. 33SI	DR	140	12	8607N	8612N
IHC DT-530		DR 35SI, Quad Mt., Repl.34SI, 135 Amp	DR	140	12	8608N	8613N
IHC DT-530		LN IR/ EF, 270 Amp, J-180 Mtg., SE Reg.	LN	270	12	8322N	
IHC DT-530		LN, 200 Amp, J-180 Mt., Ign. Stud, Int. Sense	LN	200	12	8320N	8745N
IHC DT-530		LN, 270 Amp, J-180 Mt., Ign. Stud, Int. Sense	LN	270	12	8654N	
IHC DT-530		Opt. Serv. Repl., DR 24SI, J180 Mt., 160 Amp	DR	160	12	8718N	
IHC DT-530		Std. DR 33SI, J-180 Mt.,135 Amp, w/Relay Pin	DR	135	12	8083N	8612N
IHC DT-530		Std. DR 33SI, J-180Mt.,110 Amp, w/Relay Pin	DR	110	12	8081N	8612N
7100-7700 Severe Service							
Caterpillar C-10	2004-03	Bosch Replacement Unit, 160 Amp, 3 Mounting Ears	BO	160	12	12490N	12715N
Caterpillar C-10		Bosch Replacement Unit, 200 Amp	BO	200	12	12715N	
Caterpillar C-10		Delco 22SI, 130 Amp	DR	130	12	8073N	8076N
Caterpillar C-10		Delco 22SI, 145 Amp	DR	145	12	8076N	7644N
Caterpillar C-10		Delco 34SI, Quad Mt, 110 Amp, Std.	DR	135	12	8092N	8613N
Caterpillar C-10		Delco 34SI, Quad Mt., 135 Amp	DR	135	12	8092N	8613N
Caterpillar C-10		DR 35SI Quad Mt., Repl.34SI, R Pin, 110 Amp	DR	140	12	8608N	8613N
Caterpillar C-10		DR 35SI, J-180 Mtg, 110 Amp, Repl. 33SI	DR	140	12	8607N	8612N
Caterpillar C-10		DR 35SI, J-180 Mtg, 135 Amp, Repl. 33SI	DR	140	12	8607N	8612N
Caterpillar C-10		DR 35SI, Quad Mt., Repl.34SI, 135 Amp	DR	140	12	8608N	8613N
Caterpillar C-10		LN IR/ EF, 270 Amp, J-180 Mtg., SE Reg.	LN	270	12	8322N	
Caterpillar C-10		LN, 200 Amp, J-180 Mt., Ign. Stud, Int. Sense	LN	200	12	8320N	8745N
Caterpillar C-10		LN, 270 Amp, J-180 Mt., Ign. Stud, Int. Sense	LN	270	12	8654N	
Caterpillar C-10		Opt. Serv. Repl., DR 24SI, J180 Mt., 160 Amp	DR	160	12	8718N	
Caterpillar C-10		Std. DR 33SI, J-180 Mt.,135 Amp, w/Relay Pin	DR	135	12	8083N	8612N
Caterpillar C-10		Std. DR 33SI, J-180Mt.,110 Amp, w/Relay Pin	DR	110	12	8081N	8612N
Caterpillar C-11	2008-05	Bosch IR/IF, Repl. Unit, Quad Pad Mtg, 160 Amp	BO	160	12	12491N	12716N
Caterpillar C-11		Bosch IR/IF, Repl. Unit, Quad Pad Mtg, 200 Amp	BO	200	12	12716N	
Caterpillar C-11		DR 34SI, Quad Pad Mtg., 135 Amp, Road Gang Pkg.	DR	140	12	8609N	8614N
Caterpillar C-11		DR 35SI HP, Quad Pad Mt., 140 Amp, High Temp. Pkg.	DR	140	12	8609N	8614N
Caterpillar C-11		DR 35SI, Quad Pad Mt., 135 Amp, Road Gang Pkg.	DR	140	12	8609N	8614N
Caterpillar C-11		DR36SI HP,Quad Pad Mt., 170 Amp, High Temp Pkg.	DR	170	12	8614N	
Caterpillar C-11		LN, Quad Pad, 160 Amp, w/Lamp Driver Reg.	DR	170	12	8614N	
Caterpillar C-11		Motorola, 140 Amp, Quad Pad, Std. Reg.	LN	160	12	8410N	8410N
Caterpillar C-11		Motorola, 160 Amp, Quad Pad, Std. Reg.	LN	160	12	8410N	8410N
Caterpillar C-11		Motorola, Quad Pad, Std. Reg.	LN	160	12	8410N	8410N
Caterpillar C-11	2007-05	Delco 22SI, Quad Pad Mt, 100 Amp	DR	145	12	8362N	12491N
Caterpillar C-11		Delco 22SI, Quad Pad Mt, 145 Amp	DR	145	12	8362N	12491N
Caterpillar C-11		DR 22SI Quad Pad Mt., 130 Amp	DR	145	12	8362N	12491N
Caterpillar C-11		Opt. Ser. Repl. DR 24SI, Quad Pad Mt., 160 Amp	DR	160	12	8719N	
Caterpillar C-11		Opt. Serv. Repl., DR 24SI Quad Pad Mt., 145 Amp	DR	160	12	8707N	
Caterpillar C-11		Opt. Serv. Repl., DR 24SI Quad Pad Mt., 160 Amp	DR	160	12	8707N	
Caterpillar C-11		Opt. Serv. Repl., DR 24SI, Qaud Pad Mt., 130 Amp	DR	160	12	8707N	
Caterpillar C-11		Std. DR 34SI, 110 Amp, Quad Pad Mt.	DR	140	12	8609N	8614N
Caterpillar C-11		Std. DR 34SI, 135 Amp, Quad Pad Mt.	DR	135	12	8096N	8614N
Caterpillar C11, 11.6L	2008-05	DR 36SI, J-180 Mt. (33SI Upgrade) 170 Amp	DR	170	12	8612N	
Caterpillar C-12	2004-03	Bosch Replacement Unit, 160 Amp, 3 Mounting Ears	BO	160	12	12490N	12715N
Caterpillar C-12		Bosch Replacement Unit, 200 Amp	BO	200	12	12715N	
Caterpillar C-12		Delco 22SI, 130 Amp	DR	130	12	8073N	8076N
Caterpillar C-12		Delco 22SI, 145 Amp	DR	145	12	8076N	7644N
Caterpillar C-12		Delco 34SI, Quad Mt, 110 Amp, Std.	DR	135	12	8092N	8613N
Caterpillar C-12		Delco 34SI, Quad Mt., 135 Amp	DR	135	12	8092N	8613N
Caterpillar C-12		DR 35SI Quad Mt., Repl.34SI, R Pin, 110 Amp	DR	140	12	8608N	8613N
Caterpillar C-12		DR 35SI, J-180 Mtg, 110 Amp, Repl. 33SI	DR	140	12	8607N	8612N
Caterpillar C-12		DR 35SI, J-180 Mtg, 135 Amp, Repl. 33SI	DR	140	12	8607N	8612N
Caterpillar C-12		DR 35SI, Quad Mt., Repl.34SI, 135 Amp	DR	140	12	8608N	8613N
Caterpillar C-12		LN IR/ EF, 270 Amp, J-180 Mtg., SE Reg.	LN	270	12	8322N	
Caterpillar C-12		LN, 200 Amp, J-180 Mt., Ign. Stud, Int. Sense	LN	200	12	8320N	8745N
Caterpillar C-12		LN, 270 Amp, J-180 Mt., Ign. Stud, Int. Sense	LN	270	12	8654N	
Caterpillar C-12		Opt. Serv. Repl., DR 24SI, J180 Mt., 160 Amp	DR	160	12	8718N	
Caterpillar C-12		Std. DR 33SI, J-180 Mt.,135 Amp, w/Relay Pin	DR	135	12	8083N	8612N
Caterpillar C-12		Std. DR 33SI, J-180Mt.,110 Amp, w/Relay Pin	DR	110	12	8081N	8612N
Caterpillar C-13	2008-05	Bosch IR/IF, Repl. Unit, Quad Pad Mtg, 200 Amp	BO	200	12	12716N	
Caterpillar C-13		DR 34SI, Quad Pad Mtg., 135 Amp, Road Gang Pkg.	DR	140	12	8609N	8614N
Caterpillar C-13		DR 35SI HP, Quad Pad Mt., 140 Amp, High Temp. Pkg.	DR	140	12	8609N	8614N

ALTERNATORS

ALTERNATORS AND GENERATORS

ENGINE	YEAR	APPLICATION	Mfg	Amp	Volt	PART NO.	OPT. NO.
International (Cont'd)							
7100-7700 Severe Service (Cont'd)							
Caterpillar C-13	2008-05	DR 35SI, Quad Pad Mt., 135 Amp, Road Gang Pkg.	DR	140	12	8609N	8614N
Caterpillar C-13		DR36SI HP,Quad Pad Mt., 170 Amp, High Temp Pkg.	DR	170	12	8614N	
Caterpillar C-13		LN, Quad Pad, 160 Amp, w/Lamp Driver Reg.	DR	170	12	8614N	
Caterpillar C-13		Motorola, 140 Amp, Quad Pad, Std. Reg.	LN	160	12	8410N	8410N
Caterpillar C-13		Motorola, 160 Amp, Quad Pad, Std. Reg.	LN	160	12	8410N	8410N
Caterpillar C-13		Motorola, Quad Pad, Std. Reg.	LN	160	12	8410N	8410N
Caterpillar C-13	2007-05	Bosch IR/IF, Repl. Unit, Quad Pad Mtg, 160 Amp	BO	160	12	12491N	12716N
Caterpillar C-13		Delco 22SI, Quad Pad Mt, 100 Amp	DR	145	12	8362N	12491N
Caterpillar C-13		Delco 22SI, Quad Pad Mt, 145 Amp	DR	145	12	8362N	12491N
Caterpillar C-13		DR 22SI Quad Pad Mt., 130 Amp	DR	145	12	8362N	12491N
Caterpillar C-13		Opt. Ser. Repl. DR 24SI, Quad Pad Mt., 160 Amp	DR	160	12	8719N	
Caterpillar C-13		Std. DR 34SI, 110 Amp, Quad Pad Mt.	DR	140	12	8609N	8614N
Caterpillar C-13		Std. DR 34SI, 135 Amp, Quad Pad Mt.	DR	135	12	8096N	8614N
Caterpillar C13, 12.5L	2008-05	DR 36SI, J-180 Mt. (33SI Upgrade) 170 Amp	DR	170	12	8612N	
Caterpillar C-15		Bosch IR/IF, Repl. Unit, Quad Pad Mtg, 160 Amp	BO	160	12	12491N	12716N
Caterpillar C-15		DR 34SI, Quad Pad Mtg., 135 Amp, Road Gang Pkg.	DR	140	12	8609N	8614N
Caterpillar C-15		DR 35SI HP, Quad Pad Mt., 140 Amp, High Temp. Pkg.	DR	140	12	8609N	8614N
Caterpillar C-15		DR 35SI, Quad Pad Mt., 135 Amp, Road Gang Pkg.	DR	140	12	8609N	8614N
Caterpillar C-15		DR36SI HP,Quad Pad Mt., 170 Amp, High Temp Pkg.	DR	170	12	8614N	
Caterpillar C-15		LN, Quad Pad, 160 Amp, w/Lamp Driver Reg.	DR	170	12	8614N	
Caterpillar C-15		Motorola, 140 Amp, Quad Pad, Std. Reg.	LN	160	12	8410N	8410N
Caterpillar C-15		Motorola, 160 Amp, Quad Pad, Std. Reg.	LN	160	12	8410N	8410N
Caterpillar C-15		Motorola, Quad Pad, Std. Reg.	LN	160	12	8410N	8410N
Caterpillar C-15	2007-05	Bosch IR/IF, Repl. Unit, Quad Pad Mtg, 200 Amp	BO	200	12	12716N	
Caterpillar C-15		Delco 22SI, Quad Pad Mt, 100 Amp	DR	145	12	8362N	12491N
Caterpillar C-15		Delco 22SI, Quad Pad Mt, 145 Amp	DR	145	12	8362N	12491N
Caterpillar C-15		DR 22SI Quad Pad Mt., 130 Amp	DR	145	12	8362N	12491N
Caterpillar C-15		Opt. Ser. Repl. DR 24SI, Quad Pad Mt., 160 Amp	DR	160	12	8719N	
Caterpillar C-15		Std. DR 34SI, 110 Amp, Quad Pad Mt.	DR	140	12	8609N	8614N
Caterpillar C-15		Std. DR 34SI, 135 Amp, Quad Pad Mt.	DR	135	12	8096N	8614N
Caterpillar C15, 15.2L	2008-05	DR 36SI, J-180 Mt. (33SI Upgrade) 170 Amp	DR	170	12	8612N	
Cummins ISM	2008-03	Bosch IR/IF, Repl. Unit, Quad Pad Mtg, 160 Amp	BO	160	12	12491N	12716N
Cummins ISM		DR 34SI, Quad Pad Mtg., 135 Amp, Road Gang Pkg.	DR	140	12	8609N	8614N
Cummins ISM		DR 35SI HP, Quad Pad Mt., 140 Amp, High Temp. Pkg.	DR	140	12	8609N	8614N
Cummins ISM		DR 35SI, Quad Pad Mt., 135 Amp, Road Gang Pkg.	DR	140	12	8609N	8614N
Cummins ISM		DR36SI HP,Quad Pad Mt., 170 Amp, High Temp Pkg.	DR	170	12	8614N	
Cummins ISM		LN, Quad Pad, 160 Amp, w/Lamp Driver Reg.	DR	170	12	8614N	
Cummins ISM		Motorola, 140 Amp, Quad Pad, Std. Reg.	LN	160	12	8410N	8410N
Cummins ISM		Motorola, 160 Amp, Quad Pad, Std. Reg.	LN	160	12	8410N	8410N
Cummins ISM		Motorola, Quad Pad, Std. Reg.	LN	160	12	8410N	8410N
Cummins ISM	2007-03	Bosch IR/IF, Repl. Unit, Quad Pad Mtg, 200 Amp	BO	200	12	12716N	
Cummins ISM		Delco 22SI, Quad Pad Mt, 100 Amp	DR	145	12	8362N	12491N
Cummins ISM		Delco 22SI, Quad Pad Mt, 145 Amp	DR	145	12	8362N	12491N
Cummins ISM		DR 22SI Quad Pad Mt., 130 Amp	DR	145	12	8362N	12491N
Cummins ISM		Opt. Ser. Repl. DR 24SI, Quad Pad Mt., 160 Amp	DR	160	12	8719N	
Cummins ISM		Std. DR 34SI, 110 Amp, Quad Pad Mt.	DR	140	12	8609N	8614N
Cummins ISM		Std. DR 34SI, 135 Amp, Quad Pad Mt.	DR	135	12	8096N	8614N
Cummins ISM, 10.8L	2008-05	DR 36SI, J-180 Mt. (33SI Upgrade) 170 Amp	DR	170	12	8612N	
Cummins ISX	2008-03	Bosch IR/IF, Repl. Unit, Quad Pad Mtg, 160 Amp	BO	160	12	12491N	12716N
Cummins ISX		Bosch IR/IF, Repl. Unit, Quad Pad Mtg, 200 Amp	BO	200	12	12716N	
Cummins ISX		DR 34SI, Quad Pad Mtg., 135 Amp, Road Gang Pkg.	DR	140	12	8609N	8614N
Cummins ISX		DR 35SI HP, Quad Pad Mt., 140 Amp, High Temp. Pkg.	DR	140	12	8609N	8614N
Cummins ISX		DR 35SI, Quad Pad Mt., 135 Amp, Road Gang Pkg.	DR	140	12	8609N	8614N
Cummins ISX		DR36SI HP,Quad Pad Mt., 170 Amp, High Temp Pkg.	DR	170	12	8614N	
Cummins ISX		LN, Quad Pad, 160 Amp, w/Lamp Driver Reg.	DR	170	12	8614N	
Cummins ISX		Motorola, 140 Amp, Quad Pad, Std. Reg.	LN	160	12	8410N	8410N
Cummins ISX		Motorola, 160 Amp, Quad Pad, Std. Reg.	LN	160	12	8410N	8410N
Cummins ISX		Motorola, Quad Pad, Std. Reg.	LN	160	12	8410N	8410N
Cummins ISX	2007-03	Delco 22SI, Quad Pad Mt, 100 Amp	DR	145	12	8362N	12491N
Cummins ISX		Delco 22SI, Quad Pad Mt, 145 Amp	DR	145	12	8362N	12491N
Cummins ISX		DR 22SI Quad Pad Mt., 130 Amp	DR	145	12	8362N	12491N
Cummins ISX		Opt. Ser. Repl. DR 24SI, Quad Pad Mt., 160 Amp	DR	160	12	8719N	
Cummins ISX		Std. DR 34SI, 110 Amp, Quad Pad Mt.	DR	140	12	8609N	8614N
Cummins ISX		Std. DR 34SI, 135 Amp, Quad Pad Mt.	DR	135	12	8096N	8614N
Cummins ISX, 10.8L	2008-05	DR 36SI, J-180 Mt. (33SI Upgrade) 170 Amp	DR	170	12	8612N	
IHC DT-466	2008-03	Bosch IR/IF, Repl. Unit, Quad Pad Mtg, 160 Amp	BO	160	12	12491N	12716N

ALTERNATORS AND GENERATORS

ENGINE	YEAR	APPLICATION	Mfg	Amp	Volt	PART NO.	OPT. NO.
International (Cont'd)							
7100-7700 Severe Service (Cont'd)							
IHC DT-466	2008-03	Bosch IR/IF, Repl. Unit, Quad Pad Mtg, 200 Amp	BO	200	12	12716N	
IHC DT-466		DR 34SI, Quad Pad Mtg., 135 Amp, Road Gang Pkg.	DR	140	12	8609N	8614N
IHC DT-466		LN, Quad Pad, 160 Amp, w/Lamp Driver Reg.	DR	170	12	8614N	
IHC DT-466		Motorola, 140 Amp, Quad Pad, Std. Reg.	LN	160	12	8410N	8410N
IHC DT-466		Motorola, 160 Amp, Quad Pad, Std. Reg.	LN	160	12	8410N	8410N
IHC DT-466		Motorola, Quad Pad, Std. Reg.	LN	160	12	8410N	8410N
IHC DT-466	2007-03	Delco 22SI, Quad Pad Mt, 100 Amp	DR	145	12	8362N	12491N
IHC DT-466		Delco 22SI, Quad Pad Mt, 145 Amp	DR	145	12	8362N	12491N
IHC DT-466		DR 22SI Quad Pad Mt., 130 Amp	DR	145	12	8362N	12491N
IHC DT-466		Opt. Ser. Repl. DR 24SI, Quad Pad Mt., 160 Amp	DR	160	12	8719N	
IHC DT-466		Std. DR 34SI, 110 Amp, Quad Pad Mt.	DR	140	12	8609N	8614N
IHC DT-466		Std. DR 34SI, 135 Amp, Quad Pad Mt.	DR	135	12	8096N	8614N
IHC DT-466	2003-97	Delco 34SI, Quad Mt, 110 Amp, Std.	DR	135	12	8092N	8613N
IHC DT-466		Delco 34SI, Quad Mt., 135 Amp	DR	135	12	8092N	8613N
IHC DT-466	2002-97	Delco 22SI, 130 Amp	DR	130	12	8073N	8076N
IHC DT-466		Delco 22SI, 145 Amp	DR	145	12	8076N	7644N
IHC DT-466		DR 35SI Quad Mt., Repl.34SI, R Pin, 110 Amp	DR	140	12	8608N	8613N
IHC DT-466		DR 35SI, J-180 Mtg, 110 Amp, Repl. 33SI	DR	140	12	8607N	8612N
IHC DT-466		DR 35SI, J-180 Mtg, 135 Amp, Repl. 33SI	DR	140	12	8607N	8612N
IHC DT-466		DR 35SI, Quad Mt., Repl.34SI, 135 Amp	DR	140	12	8608N	8613N
IHC DT-466		LN IR/ EF, 270 Amp, J-180 Mtg., SE Reg.	LN	270	12	8322N	
IHC DT-466		LN, 200 Amp, J-180 Mt., Ign. Stud, Int. Sense	LN	200	12	8320N	8745N
IHC DT-466		LN, 270 Amp, J-180 Mt., Ign. Stud, Int. Sense	LN	270	12	8654N	
IHC DT-466		Opt. Serv. Repl., DR 24SI, J180 Mt., 160 Amp	DR	160	12	8718N	
IHC DT-466		Std. DR 33SI, J-180 Mt.,135 Amp, w/Relay Pin	DR	135	12	8083N	8612N
IHC DT-466		Std. DR 33SI, J-180Mt.,110 Amp, w/Relay Pin	DR	110	12	8081N	8612N
IHC DT-466	2002-90	Bosch Replacement Unit, 160 Amp, 3 Mounting Ears	BO	160	12	12490N	12715N
IHC DT-466		Bosch Replacement Unit, 200 Amp	BO	200	12	12715N	
IHC DT-466	1996-93	Delco 21SI, 100 Amp	DR	130	12	8027N	7644N
IHC DT-466		Delco 21SI, 115 Amp	DR	130	12	8027N	7644N
IHC DT-466		Delco 21SI, 145 Amp	DR	145-160	12	7644N	8076N
IHC DT-466	1996-90	27SI Delco, 24 Volt	DR	65	24	7197N	
IHC DT-466		Delco 20SI Alternator	DR	60	12	7266N	
IHC DT-466		DR 26SI, 85 Amp	DR	85	12	8066N	
IHC DT-466		DR 30SI, 105 Amp, w/R Pin, w/o Transformer	DR	105	12	7940N	
IHC DT-466		Leece Neville 2500JB, 90 Amp	LN	130	12	7612N	7613N
IHC DT-466		Leece Neville 2600JB, 105 Amp	LN	130	12	7612N	7613N
IHC DT-466		Leece Neville 2700JB, 130 Amp	LN	130	12	7612N	7613N
IHC DT-466		Leece Neville LC Series, 160 Amp, stator activated, 239 mm Rotor OAL	LN	160	12	7613N-LC	
IHC DT-466		Leece Neville, IR/EF, 160 Amp, trio activated, (235mm rotor OAL)	LN	160	12	7613N	7613N-LC
IHC DT-466		Motorola 8LHA, 130 Amp, Std. Regulator	LN	160	12	8329N	
IHC DT-466		Motorola 8LHA, 140 Amp, Std. Regulator	LN	160	12	8329N	
IHC DT-466	1992-90	21SI Delco, 12 Volt-100 Amp	DR	130	12	8027N	7644N
IHC DT-466		Delco 21SI, 145 Amp	DR	145-160	12	7644N	8076N
IHC DT-466		Delco 21SI, 65 Amp	DR	130	12	8027N	7644N
IHC DT-466, 7.6L	2006-05	DR 36SI, J-180 Mt. (33SI Upgrade) 170 Amp	DR	170	12	8612N	
IHC DT-530	2008-03	Bosch IR/IF, Repl. Unit, Quad Pad Mtg, 160 Amp	BO	160	12	12491N	12716N
IHC DT-530		Bosch IR/IF, Repl. Unit, Quad Pad Mtg, 200 Amp	BO	200	12	12716N	
IHC DT-530		DR 34SI, Quad Pad Mtg., 135 Amp, Road Gang Pkg.	DR	140	12	8609N	8614N
IHC DT-530		LN, Quad Pad, 160 Amp, w/Lamp Driver Reg.	DR	170	12	8614N	
IHC DT-530		Motorola, 140 Amp, Quad Pad, Std. Reg.	LN	160	12	8410N	8410N
IHC DT-530		Motorola, 160 Amp, Quad Pad, Std. Reg.	LN	160	12	8410N	8410N
IHC DT-530		Motorola, Quad Pad, Std. Reg.	LN	160	12	8410N	8410N
IHC DT-530	2007-03	Delco 22SI, Quad Pad Mt, 100 Amp	DR	145	12	8362N	12491N
IHC DT-530		Delco 22SI, Quad Pad Mt, 145 Amp	DR	145	12	8362N	12491N
IHC DT-530		DR 22SI Quad Pad Mt., 130 Amp	DR	145	12	8362N	12491N
IHC DT-530		Opt. Ser. Repl. DR 24SI, Quad Pad Mt., 160 Amp	DR	160	12	8719N	
IHC DT-530		Std. DR 34SI, 110 Amp, Quad Pad Mt.	DR	140	12	8609N	8614N
IHC DT-530		Std. DR 34SI, 135 Amp, Quad Pad Mt.	DR	135	12	8096N	8614N
IHC DT-570	2008-03	Bosch IR/IF, Repl. Unit, Quad Pad Mtg, 160 Amp	BO	160	12	12491N	12716N
IHC DT-570		Bosch IR/IF, Repl. Unit, Quad Pad Mtg, 200 Amp	BO	200	12	12716N	
IHC DT-570		DR 34SI, Quad Pad Mtg., 135 Amp, Road Gang Pkg.	DR	140	12	8609N	8614N
IHC DT-570		LN, Quad Pad, 160 Amp, w/Lamp Driver Reg.	DR	170	12	8614N	
IHC DT-570		Motorola, 140 Amp, Quad Pad, Std. Reg.	LN	160	12	8410N	8410N

ALTERNATORS

ALTERNATORS AND GENERATORS

ENGINE	YEAR	APPLICATION	Mfg	Amp	Volt	PART NO.	OPT. NO.
International (Cont'd)							
7100-7700 Severe Service (Cont'd)							
IHC DT-570	2008-03	Motorola, 160 Amp, Quad Pad, Std. Reg.	LN	160	12	8410N	8410N
IHC DT-570		Motorola, Quad Pad, Std. Reg.	LN	160	12	8410N	8410N
IHC DT-570	2007-03	Delco 22SI, Quad Pad Mt, 100 Amp	DR	145	12	8362N	12491N
IHC DT-570		Delco 22SI, Quad Pad Mt, 145 Amp	DR	145	12	8362N	12491N
IHC DT-570		DR 22SI Quad Pad Mt., 130 Amp	DR	145	12	8362N	12491N
IHC DT-570		Opt. Ser. Repl. DR 24SI, Quad Pad Mt., 160 Amp	DR	160	12	8719N	
IHC DT-570		Std. DR 34SI, 110 Amp, Quad Pad Mt.	DR	140	12	8609N	8614N
IHC DT-570		Std. DR 34SI, 135 Amp, Quad Pad Mt.	DR	135	12	8096N	8614N
8100-8600 Heavy-Duty							
Caterpillar 3176	1999-97	Delco 22SI Alternator	DR	130	12	8073N	8076N
Caterpillar 3176		Delco 22SI, 145 Amp	DR	145	12	8076N	7644N
Caterpillar 3176		Opt. Serv. Repl., DR 24SI, J180 Mt., 160 Amp	DR	160	12	8718N	
Caterpillar 3176		Std. DR 33SI, J-180 Mt., 135 Amp, w/Relay Pin	DR	135	12	8083N	8612N
Caterpillar 3176		Std. DR 33SI, J-180Mt., 110 Amp, w/Relay Pin	DR	110	12	8081N	8612N
Caterpillar 3176	1999-90	Bosch Replacement Unit, 160 Amp, 3 Mounting Ears	BO	160	12	12490N	12715N
Caterpillar 3176		Bosch Replacement Unit, 200 Amp	BO	200	12	12715N	
Caterpillar 3176		DR 26SI, 85 Amp	DR	85	12	8066N	
Caterpillar 3176	1996-94	Delco 21SI Alternator	DR	145-160	12	7644N	8076N
Caterpillar 3176		Delco 21SI Alternator	DR	130	12	8027N	7644N
Caterpillar 3176	1996-90	DR 30SI, 105 Amp, w/R Pin, w/o Transformer	DR	105	12	7940N	
Caterpillar 3176		Leece Neville 2500JB, 90 Amp	LN	130	12	7612N	7613N
Caterpillar 3176		Leece Neville 2600JB, 105 Amp	LN	130	12	7612N	7613N
Caterpillar 3176		Leece Neville 2700JB, 130 Amp	LN	130	12	7612N	7613N
Caterpillar 3176		Leece Neville LC Series, 160 Amp, stator activated, 239 mm Rotor OAL	LN	160	12	7613N-LC	
Caterpillar 3176		Leece Neville, IR/EF, 160 Amp, trio activated, (235mm rotor OAL)	LN	160	12	7613N	7613N-LC
Caterpillar 3176		Motorola 8LHA, 130 Amp, Std. Regulator	LN	160	12	8329N	
Caterpillar 3176		Motorola 8LHA, 140 Amp, Std. Regulator	LN	160	12	8329N	
Caterpillar 3176	1992-90	21SI Delco, 12 Volt-100 Amp	DR	130	12	8027N	7644N
Caterpillar 3176		27SI Delco, 24 Volt	DR	65	24	7197N	
Caterpillar 3176		Delco 20SI Alternator	DR	60	12	7266N	
Caterpillar 3176		Delco 21SI, 115 Amp	DR	130	12	8027N	7644N
Caterpillar 3176		Delco 21SI, 145 Amp	DR	145-160	12	7644N	8076N
Caterpillar 3176		Delco 21SI, 65 Amp	DR	130	12	8027N	7644N
Caterpillar 3176	1993	Delco 21SI Alternator	DR	145-160	12	7644N	8076N
Caterpillar 3176		Delco 21SI Alternator	DR	130	12	8027N	7644N
Caterpillar 3406	1999-97	Delco 22SI, 130 Amp	DR	130	12	8073N	8076N
Caterpillar 3406		Delco 22SI, 145 Amp	DR	145	12	8076N	7644N
Caterpillar 3406		Delco 34SI, Quad Mt, 110 Amp, Std.	DR	135	12	8092N	8613N
Caterpillar 3406		Delco 34SI, Quad Mt., 135 Amp	DR	135	12	8092N	8613N
Caterpillar 3406		DR 35SI Quad Mt., Repl.34SI, R Pin, 110 Amp	DR	140	12	8608N	8613N
Caterpillar 3406		DR 35SI, J-180 Mtg, 110 Amp, Repl. 33SI	DR	140	12	8607N	8612N
Caterpillar 3406		DR 35SI, J-180 Mtg, 135 Amp, Repl. 33SI	DR	140	12	8607N	8612N
Caterpillar 3406		DR 35SI, Quad Mt., Repl.34SI, 135 Amp	DR	140	12	8608N	8613N
Caterpillar 3406		LN IR/ EF, 270 Amp, J-180 Mtg., SE Reg.	LN	270	12	8322N	
Caterpillar 3406		LN, 200 Amp, J-180 Mt., Ign. Stud, Int. Sense	LN	200	12	8320N	8745N
Caterpillar 3406		LN, 270 Amp, J-180 Mt., Ign. Stud, Int. Sense	LN	270	12	8654N	
Caterpillar 3406		Opt. Serv. Repl., DR 24SI, J180 Mt., 160 Amp	DR	160	12	8718N	
Caterpillar 3406		Std. DR 33SI, J-180 Mt., 135 Amp, w/Relay Pin	DR	135	12	8083N	8612N
Caterpillar 3406		Std. DR 33SI, J-180Mt., 110 Amp, w/Relay Pin	DR	110	12	8081N	8612N
Caterpillar 3406	1999-88	Bosch Replacement Unit, 160 Amp, 3 Mounting Ears	BO	160	12	12490N	12715N
Caterpillar 3406		Bosch Replacement Unit, 200 Amp	BO	200	12	12715N	
Caterpillar 3406	1996-93	Delco 21SI, 100 Amp	DR	130	12	8027N	7644N
Caterpillar 3406		Delco 21SI, 115 Amp	DR	130	12	8027N	7644N
Caterpillar 3406		Delco 21SI, 145 Amp	DR	145-160	12	7644N	8076N
Caterpillar 3406	1996-88	27SI Delco, 24 Volt	DR	65	24	7197N	
Caterpillar 3406		Delco 20SI Alternator	DR	60	12	7266N	
Caterpillar 3406		DR 26SI, 85 Amp	DR	85	12	8066N	
Caterpillar 3406		DR 30SI, 105 Amp, w/R Pin, w/o Transformer	DR	105	12	7940N	
Caterpillar 3406		Leece Neville 2500JB, 90 Amp	LN	130	12	7612N	7613N
Caterpillar 3406		Leece Neville 2600JB, 105 Amp	LN	130	12	7612N	7613N
Caterpillar 3406		Leece Neville 2700JB, 130 Amp	LN	130	12	7612N	7613N
Caterpillar 3406		Leece Neville LC Series, 160 Amp, stator activated, 239 mm Rotor OAL	LN	160	12	7613N-LC	

ALTERNATORS

ALTERNATORS AND GENERATORS

ENGINE	YEAR	APPLICATION	Mfg	Amp	Volt	PART NO.	OPT. NO.
International (Cont'd)							
8100-8600 Heavy-Duty (Cont'd)							
Caterpillar 3406	1996-88	Leece Neville, IR/EF, 160 Amp, trio activated, (235mm rotor OAL)	LN	160	12	7613N	7613N-LC
Caterpillar 3406		Motorola 8LHA, 130 Amp, Std. Regulator	LN	160	12	8329N	
Caterpillar 3406		Motorola 8LHA, 140 Amp, Std. Regulator	LN	160	12	8329N	
Caterpillar 3406	1992-88	21SI Delco, 12 Volt-100 Amp	DR	130	12	8027N	7644N
Caterpillar 3406		Delco 21SI, 115 Amp	DR	130	12	8027N	7644N
Caterpillar 3406		Delco 21SI, 145 Amp	DR	145-160	12	7644N	8076N
Caterpillar 3406		Delco 21SI, 65 Amp	DR	130	12	8027N	7644N
Caterpillar C-10	2003-97	Bosch Replacement Unit, 160 Amp, 3 Mounting Ears	BO	160	12	12490N	12715N
Caterpillar C-10		Bosch Replacement Unit, 200 Amp	BO	200	12	12715N	
Caterpillar C-10		Delco 22SI, 130 Amp	DR	130	12	8073N	8076N
Caterpillar C-10		Delco 22SI, 145 Amp	DR	145	12	8076N	7644N
Caterpillar C-10		Delco 34SI, Quad Mt, 110 Amp, Std.	DR	135	12	8092N	8613N
Caterpillar C-10		Delco 34SI, Quad Mt., 135 Amp	DR	135	12	8092N	8613N
Caterpillar C-10		DR 35SI Quad Mt., Repl.34SI, R Pin, 110 Amp	DR	140	12	8608N	8613N
Caterpillar C-10		DR 35SI, J-180 Mtg, 110 Amp, Repl. 33SI	DR	140	12	8607N	8612N
Caterpillar C-10		DR 35SI, J-180 Mtg, 135 Amp, Repl. 33SI	DR	140	12	8607N	8612N
Caterpillar C-10		DR 35SI, Quad Mt., Repl.34SI, 135 Amp	DR	140	12	8608N	8613N
Caterpillar C-10		LN IR/ EF, 270 Amp, J-180 Mtg., SE Reg.	LN	270	12	8322N	
Caterpillar C-10		LN, 200 Amp, J-180 Mt., Ign. Stud, Int. Sense	LN	200	12	8320N	8745N
Caterpillar C-10		LN, 270 Amp, J-180 Mt., Ign. Stud, Int. Sense	LN	270	12	8654N	
Caterpillar C-10		Opt. Serv. Repl., DR 24SI, J180 Mt., 160 Amp	DR	160	12	8718N	
Caterpillar C-10		Std. DR 33SI, J-180 Mt., 135 Amp, w/Relay Pin	DR	135	12	8083N	8612N
Caterpillar C-10		Std. DR 33SI, J-180Mt.,110 Amp, w/Relay Pin	DR	110	12	8081N	8612N
Caterpillar C-12	2008-03	Bosch IR/IF, Repl. Unit, Quad Pad Mtg, 200 Amp	BO	200	12	12716N	
Caterpillar C-12		DR36SI HP,Quad Pad Mt., 170 Amp, High Temp Pkg.	DR	170	12	8614N	
Caterpillar C-12		LN, Quad Pad, 160 Amp, w/Lamp Driver Reg.	DR	170	12	8614N	
Caterpillar C-12		Motorola, 140 Amp, Quad Pad, Std. Reg.	LN	160	12	8410N	8410N
Caterpillar C-12		Motorola, 160 Amp, Quad Pad, Std. Reg.	LN	160	12	8410N	8410N
Caterpillar C-12		Motorola, Quad Pad, Std. Reg.	LN	160	12	8410N	8410N
Caterpillar C-12	2005-03	Bosch IR/IF, Repl. Unit, Quad Pad Mtg, 160 Amp	BO	160	12	12491N	12716N
Caterpillar C-12		Delco 22SI, Quad Pad Mt, 100 Amp	DR	145	12	8362N	12491N
Caterpillar C-12		Delco 22SI, Quad Pad Mt, 145 Amp	DR	145	12	8362N	12491N
Caterpillar C-12		DR 22SI Quad Pad Mt., 130 Amp	DR	145	12	8362N	12491N
Caterpillar C-12		DR 34SI, Quad Pad Mtg., 135 Amp, Road Gang Pkg.	DR	140	12	8609N	8614N
Caterpillar C-12		DR 35SI HP, Quad Pad Mt., 140 Amp, High Temp. Pkg.	DR	140	12	8609N	8614N
Caterpillar C-12		DR 35SI, Quad Pad Mt., 135 Amp, Road Gang Pkg.	DR	140	12	8609N	8614N
Caterpillar C-12		Opt. Ser. Repl. DR 24SI, Quad Pad Mt., 160 Amp	DR	160	12	8719N	
Caterpillar C-12		Std. DR 34SI, 110 Amp, Quad Pad Mt.	DR	140	12	8609N	8614N
Caterpillar C-12		Std. DR 34SI, 135 Amp, Quad Pad Mt.	DR	135	12	8096N	8614N
Caterpillar C12, 12.0L	2008-05	DR 36SI, J-180 Mt. (33SI Upgrade) 170 Amp	DR	170	12	8612N	
Caterpillar C-13		Bosch IR/IF, Repl. Unit, Quad Pad Mtg, 160 Amp	BO	160	12	12491N	12716N
Caterpillar C-13		DR 34SI, Quad Pad Mtg., 135 Amp, Road Gang Pkg.	DR	140	12	8609N	8614N
Caterpillar C-13		DR 35SI HP, Quad Pad Mt., 140 Amp, High Temp. Pkg.	DR	140	12	8609N	8614N
Caterpillar C-13		DR 35SI, Quad Pad Mt., 135 Amp, Road Gang Pkg.	DR	140	12	8609N	8614N
Caterpillar C-13		LN, Quad Pad, 160 Amp, w/Lamp Driver Reg.	DR	170	12	8614N	
Caterpillar C-13		Motorola, 140 Amp, Quad Pad, Std. Reg.	LN	160	12	8410N	8410N
Caterpillar C-13		Motorola, 160 Amp, Quad Pad, Std. Reg.	LN	160	12	8410N	8410N
Caterpillar C-13		Motorola, Quad Pad, Std. Reg.	LN	160	12	8410N	8410N
Caterpillar C-13	2007-05	Bosch IR/IF, Repl. Unit, Quad Pad Mtg, 200 Amp	BO	200	12	12716N	
Caterpillar C-13		Delco 22SI, Quad Pad Mt, 100 Amp	DR	145	12	8362N	12491N
Caterpillar C-13		Delco 22SI, Quad Pad Mt, 145 Amp	DR	145	12	8362N	12491N
Caterpillar C-13		DR 22SI Quad Pad Mt., 130 Amp	DR	145	12	8362N	12491N
Caterpillar C-13		DR36SI HP,Quad Pad Mt., 170 Amp, High Temp Pkg.	DR	170	12	8614N	
Caterpillar C-13		Opt. Ser. Repl. DR 24SI, Quad Pad Mt., 160 Amp	DR	160	12	8719N	
Caterpillar C-13		Std. DR 34SI, 110 Amp, Quad Pad Mt.	DR	140	12	8609N	8614N
Caterpillar C-13		Std. DR 34SI, 135 Amp, Quad Pad Mt.	DR	135	12	8096N	8614N
Caterpillar C13, 12.5L	2008-05	DR 36SI, J-180 Mt. (33SI Upgrade) 170 Amp	DR	170	12	8612N	
Cummins ISM	2008-01	Bosch IR/IF, Repl. Unit, Quad Pad Mtg, 160 Amp	BO	160	12	12491N	12716N
Cummins ISM		Bosch IR/IF, Repl. Unit, Quad Pad Mtg, 200 Amp	BO	200	12	12716N	
Cummins ISM		DR 34SI, Quad Pad Mtg., 135 Amp, Remote Sense	DR	140	12	8609N	8614N
Cummins ISM		DR 34SI, Quad Pad Mtg., 135 Amp, Road Gang Pkg.	DR	140	12	8609N	8614N
Cummins ISM		DR 35SI HP, Quad Pad Mt., 140 Amp, High Temp. Pkg.	DR	140	12	8609N	8614N
Cummins ISM		DR 35SI, Quad Pad Mt., 135 Amp, Remote Sense	DR	140	12	8609N	8614N
Cummins ISM		DR 35SI, Quad Pad Mt., 135 Amp, Road Gang Pkg.	DR	140	12	8609N	8614N
Cummins ISM		DR36SI HP,Quad Pad Mt., 170 Amp, High Temp Pkg.	DR	170	12	8614N	

ALTERNATORS

ALTERNATORS AND GENERATORS

ENGINE	YEAR	APPLICATION	Mfg	Amp	Volt	PART NO.	OPT. NO.
International (Cont'd)							
8100-8600 Heavy-Duty (Cont'd)							
Cummins ISM	2008-01	LN (Repl. 34SI) w/Lamp Driver Reg.	DR	170	12	8614N	
Cummins ISM		Moto (Repl. 34SI) 140 Amp, No Smart Check	LN	160	12	8410N	8410N
Cummins ISM		Moto (Repl. 34SI) 160 Amp, No Smart Check	LN	160	12	8410N	8410N
Cummins ISM	2007-01	Delco 22SI, Quad Pad Mt, 100 Amp	DR	145	12	8362N	12491N
Cummins ISM		Delco 22SI, Quad Pad Mt, 145 Amp	DR	145	12	8362N	12491N
Cummins ISM		DR 22SI Quad Pad Mt., 130 Amp	DR	145	12	8362N	12491N
Cummins ISM		DR 35SI, Quad Pad Mt, 110 Amp Std.	DR	140	12	8609N	8614N
Cummins ISM		DR 35SI, Quad Pad Mt., 135 Amp, Std.	DR	140	12	8609N	8614N
Cummins ISM		Opt. Ser. Repl. DR 24SI, Quad Pad Mt., 160 Amp	DR	160	12	8719N	
Cummins ISM		Std. DR 34SI, 110 Amp, Quad Pad Mt.	DR	140	12	8609N	8614N
Cummins ISM		Std. DR 34SI, 135 Amp, Quad Pad Mt.	DR	135	12	8096N	8614N
Cummins ISM	2000-98	Bosch Replacement Unit, 160 Amp, 3 Mounting Ears	BO	160	12	12490N	12715N
Cummins ISM		Bosch Replacement Unit, 200 Amp	BO	200	12	12715N	
Cummins ISM		DR 22SI J-180 Mt., 130 Amp, 14.1 Vset	DR	145	12	8078N	7685N
Cummins ISM		DR 22SI J-180 Mt., 130-145 Amp, 14.5 Vset	DR	145	12	8078N-1	7685N
Cummins ISM		DR 22SI J-180 Mt., 145 Amp, 14.1 Vset	DR	145	12	8078N	7685N
Cummins ISM		DR 33SI, J-180 Mt., #10 R Term., 135 Amp, Std.	DR	135	12	8083N	8612N
Cummins ISM		DR 33SI, J-180 Mt., 135 Amp, Road Gang Pkg.	DR	140	12	8607N	8612N
Cummins ISM		DR 33SI, J-180Mt., #10 R Term, 110 Amp, Std.	DR	110	12	8081N	8612N
Cummins ISM		DR 35SI HP, J-180 Mtg, 140 Amp, Repl. 33SI, High Temp Pkg. .	DR	140	12	8607N	8612N
Cummins ISM		DR 35SI, J-180 Mtg, 135 Amp, Repl. 33SI, Std.	DR	140	12	8607N	8612N
Cummins ISM		DR 35SI, J-180 Mtg, 135 Amp, Repl. 33SI, Road Gang Pkg.	DR	140	12	8607N	8612N
Cummins ISM		DR 36SI, J-180 Mt. (33SI Upgrade) 170 Amp	DR	170	12	8612N	
Cummins ISM		Leece Neville 2500JB, 90 Amp	LN	130	12	7612N	7613N
Cummins ISM		Leece Neville 2600JB, 105 Amp	LN	130	12	7612N	7613N
Cummins ISM		Leece Neville 2700JB, 130 Amp	LN	130	12	7612N	7613N
Cummins ISM		Leece Neville 2805JB, 145 Amp	LN	160	12	7613N	7613N-LC
Cummins ISM		Leece Neville LC Series, 160 Amp, stator activated, 239 mm Rotor OAL	LN	160	12	7613N-LC	
Cummins ISM		Leece Neville, IR/EF, 160 Amp, trio activated, (235mm rotor OAL)	LN	160	12	7613N	7613N-LC
Cummins ISM		Motorola 8LHA, 130 Amp, Std. Regulator	LN	160	12	8329N	
Cummins ISM		Motorola 8LHA, 140 Amp, Std. Regulator	LN	160	12	8329N	
Cummins ISM		Opt. Serv. Repl., DR 24SI, J180 Mt., 160 Amp	DR	160	12	8718N	
Cummins L-10	1996-93	Delco 21SI, 100 Amp	DR	130	12	8027N	7644N
Cummins L-10		Delco 21SI, 115 Amp	DR	130	12	8027N	7644N
Cummins L-10		Delco 21SI, 145 Amp	DR	145-160	12	7644N	8076N
Cummins L-10	1996-88	27SI Delco, 24 Volt	DR	65	24	7197N	
Cummins L-10		Bosch Replacement Unit, 160 Amp, 3 Mounting Ears	BO	160	12	12490N	12715N
Cummins L-10		Bosch Replacement Unit, 200 Amp	BO	200	12	12715N	
Cummins L-10		Delco 20SI Alternator	DR	60	12	7266N	
Cummins L-10		DR 26SI, 85 Amp	DR	85	12	8066N	
Cummins L-10		DR 30SI, 105 Amp, w/R Pin, w/o Transformer	DR	105	12	7940N	
Cummins L-10		Leece Neville 2500JB, 90 Amp	LN	130	12	7612N	7613N
Cummins L-10		Leece Neville 2600JB, 105 Amp	LN	130	12	7612N	7613N
Cummins L-10		Leece Neville 2700JB, 130 Amp	LN	130	12	7612N	7613N
Cummins L-10		Leece Neville LC Series, 160 Amp, stator activated, 239 mm Rotor OAL	LN	160	12	7613N-LC	
Cummins L-10		Leece Neville, IR/EF, 160 Amp, trio activated, (235mm rotor OAL)	LN	160	12	7613N	7613N-LC
Cummins L-10		Motorola 8LHA, 130 Amp, Std. Regulator	LN	160	12	8329N	
Cummins L-10		Motorola 8LHA, 140 Amp, Std. Regulator	LN	160	12	8329N	
Cummins L-10	1992-88	21SI Delco, 12 Volt-100 Amp	DR	130	12	8027N	7644N
Cummins L-10		Delco 21SI, 115 Amp	DR	130	12	8027N	7644N
Cummins L-10		Delco 21SI, 145 Amp	DR	145-160	12	7644N	8076N
Cummins L-10		Delco 21SI, 65 Amp	DR	130	12	8027N	7644N
Cummins M11	2003-97	Delco 22SI, 130 Amp	DR	130	12	8073N	8076N
Cummins M11		Delco 22SI, 145 Amp	DR	145	12	8076N	7644N
Cummins M11	2000-97	Delco 34SI, Quad Mt, 110 Amp, Std.	DR	135	12	8092N	8613N
Cummins M11		Delco 34SI, Quad Mt., 135 Amp	DR	135	12	8092N	8613N
Cummins M11		DR 35SI Quad Mt., Repl.34SI, R Pin, 110 Amp	DR	140	12	8608N	8613N
Cummins M11		DR 35SI, J-180 Mtg, 110 Amp, Repl. 33SI	DR	140	12	8607N	8612N
Cummins M11		DR 35SI, J-180 Mtg, 135 Amp, Repl. 33SI	DR	140	12	8607N	8612N
Cummins M11		DR 35SI, Quad Mt., Repl.34SI, 135 Amp	DR	140	12	8608N	8613N
Cummins M11		LN IR/ EF, 270 Amp, J-180 Mtg., SE Reg.	LN	270	12	8322N	
Cummins M11		LN, 200 Amp, J-180 Mt., Ign. Stud, Int. Sense	LN	200	12	8320N	8745N

ALTERNATORS AND GENERATORS

ENGINE	YEAR	APPLICATION	Mfg	Amp	Volt	PART NO.	OPT. NO.
International (Cont'd)							
8100-8600 Heavy-Duty (Cont'd)							
Cummins M11	2000-97	LN, 270 Amp, J-180 Mt., Ign. Stud, Int. Sense	LN	270	12	8654N	
Cummins M11		Opt. Serv. Repl., DR 24SI, J180 Mt., 160 Amp	DR	160	12	8718N	
Cummins M11		Std. DR 33SI, J-180 Mt., 135 Amp, w/Relay Pin	DR	135	12	8083N	8612N
Cummins M11		Std. DR 33SI, J-180Mt., 110 Amp, w/Relay Pin	DR	110	12	8081N	8612N
Cummins M11	2000-94	Bosch Replacement Unit, 160 Amp, 3 Mounting Ears	BO	160	12	12490N	12715N
Cummins M11		Bosch Replacement Unit, 200 Amp	BO	200	12	12715N	
Cummins M11	1996-94	27SI Delco, 24 Volt	DR	65	24	7197N	
Cummins M11		Delco 20SI Alternator	DR	60	12	7266N	
Cummins M11		Delco 21SI, 100 Amp	DR	130	12	8027N	7644N
Cummins M11		Delco 21SI, 115 Amp	DR	130	12	8027N	7644N
Cummins M11		Delco 21SI, 145 Amp	DR	145-160	12	7644N	8076N
Cummins M11		DR 26SI, 85 Amp	DR	85	12	8066N	
Cummins M11		DR 30SI, 105 Amp, w/R Pin, w/o Transformer	DR	105	12	7940N	
Cummins M11		Leece Neville 2500JB, 90 Amp	LN	130	12	7612N	7613N
Cummins M11		Leece Neville 2600JB, 105 Amp	LN	130	12	7612N	7613N
Cummins M11		Leece Neville 2700JB, 130 Amp	LN	130	12	7612N	7613N
Cummins M11		Leece Neville LC Series, 160 Amp, stator activated, 239 mm Rotor OAL	LN	160	12	7613N-LC	
Cummins M11		Leece Neville, IR/EF, 160 Amp, trio activated, (235mm rotor OAL)	LN	160	12	7613N	7613N-LC
Cummins M11		Motorola 8LHA, 130 Amp, Std. Regulator	LN	160	12	8329N	
Cummins M11		Motorola 8LHA, 140 Amp, Std. Regulator	LN	160	12	8329N	
Cummins N14	2003-97	Delco 22SI, 130 Amp	DR	130	12	8073N	8076N
Cummins N14		Delco 22SI, 145 Amp	DR	145	12	8076N	7644N
Cummins N14	2000-97	Delco 34SI, Quad Mt, 110 Amp, Std.	DR	135	12	8092N	8613N
Cummins N14		Delco 34SI, Quad Mt., 135 Amp	DR	135	12	8092N	8613N
Cummins N14		DR 35SI Quad Mt., Repl.34SI, R Pin, 110 Amp	DR	140	12	8608N	8613N
Cummins N14		DR 35SI, J-180 Mtg, 110 Amp, Repl. 33SI	DR	140	12	8607N	8612N
Cummins N14		DR 35SI, J-180 Mtg, 135 Amp, Repl. 33SI	DR	140	12	8607N	8612N
Cummins N14		DR 35SI, Quad Mt., Repl.34SI, 135 Amp	DR	140	12	8608N	8613N
Cummins N14		LN IR/ EF, 270 Amp, J-180 Mtg., SE Reg.	LN	270	12	8322N	
Cummins N14		LN, 200 Amp, J-180 Mt., Ign. Stud, Int. Sense	LN	200	12	8320N	8745N
Cummins N14		LN, 270 Amp, J-180 Mt., Ign. Stud, Int. Sense	LN	270	12	8654N	
Cummins N14		Opt. Serv. Repl., DR 24SI, J180 Mt., 160 Amp	DR	160	12	8718N	
Cummins N14		Std. DR 33SI, J-180 Mt., 135 Amp, w/Relay Pin	DR	135	12	8083N	8612N
Cummins N14		Std. DR 33SI, J-180Mt., 110 Amp, w/Relay Pin	DR	110	12	8081N	8612N
Cummins N14	2000-91	Bosch Replacement Unit, 160 Amp, 3 Mounting Ears	BO	160	12	12490N	12715N
Cummins N14		Bosch Replacement Unit, 200 Amp	BO	200	12	12715N	
Cummins N14	1996-93	Delco 21SI, 100 Amp	DR	130	12	8027N	7644N
Cummins N14		Delco 21SI, 115 Amp	DR	130	12	8027N	7644N
Cummins N14		Delco 21SI, 145 Amp	DR	145-160	12	7644N	8076N
Cummins N14	1996-91	27SI Delco, 24 Volt	DR	65	24	7197N	
Cummins N14		Delco 20SI Alternator	DR	60	12	7266N	
Cummins N14		DR 26SI, 85 Amp	DR	85	12	8066N	
Cummins N14		DR 30SI, 105 Amp, w/R Pin, w/o Transformer	DR	105	12	7940N	
Cummins N14		Leece Neville 2500JB, 90 Amp	LN	130	12	7612N	7613N
Cummins N14		Leece Neville 2600JB, 105 Amp	LN	130	12	7612N	7613N
Cummins N14		Leece Neville 2700JB, 130 Amp	LN	130	12	7612N	7613N
Cummins N14		Leece Neville LC Series, 160 Amp, stator activated, 239 mm Rotor OAL	LN	160	12	7613N-LC	
Cummins N14		Leece Neville, IR/EF, 160 Amp, trio activated, (235mm rotor OAL)	LN	160	12	7613N	7613N-LC
Cummins N14		Motorola 8LHA, 130 Amp, Std. Regulator	LN	160	12	8329N	
Cummins N14		Motorola 8LHA, 140 Amp, Std. Regulator	LN	160	12	8329N	
Cummins N14	1992-91	21SI Delco, 12 Volt-100 Amp	DR	130	12	8027N	7644N
Cummins N14		Delco 21SI, 115 Amp	DR	130	12	8027N	7644N
Cummins N14		Delco 21SI, 145 Amp	DR	145-160	12	7644N	8076N
Cummins N14		Delco 21SI, 65 Amp	DR	130	12	8027N	7644N
Cummins NTC-855	1992-88	21SI Delco, 12 Volt-100 Amp	DR	130	12	8027N	7644N
Cummins NTC-855		27SI Delco, 24 Volt	DR	65	24	7197N	
Cummins NTC-855		Bosch Replacement Unit, 160 Amp, 3 Mounting Ears	BO	160	12	12490N	12715N
Cummins NTC-855		Bosch Replacement Unit, 200 Amp	BO	200	12	12715N	
Cummins NTC-855		Delco 20SI Alternator	DR	60	12	7266N	
Cummins NTC-855		Delco 21SI, 115 Amp	DR	130	12	8027N	7644N
Cummins NTC-855		Delco 21SI, 145 Amp	DR	145-160	12	7644N	8076N
Cummins NTC-855		Delco 21SI, 65 Amp	DR	130	12	8027N	7644N

ALTERNATORS

ALTERNATORS AND GENERATORS

ENGINE	YEAR	APPLICATION	Mfg	Amp	Volt	PART NO.	OPT. NO.
International (Cont'd)							
8100-8600 Heavy-Duty (Cont'd)							
Cummins NTC-855	1992-88	DR 26SI, 85 Amp	DR	85	12	8066N	
Cummins NTC-855		DR 30SI, 105 Amp, w/R Pin, w/o Transformer	DR	105	12	7940N	
Cummins NTC-855		Leece Neville 2500JB, 90 Amp	LN	130	12	7612N	7613N
Cummins NTC-855		Leece Neville 2600JB, 105 Amp	LN	130	12	7612N	7613N
Cummins NTC-855		Leece Neville 2700JB, 130 Amp	LN	130	12	7612N	7613N
Cummins NTC-855		Leece Neville LC Series, 160 Amp, stator activated, 239 mm Rotor OAL	LN	160	12	7613N-LC	
Cummins NTC-855		Leece Neville, IR/EF, 160 Amp, trio activated, (235mm rotor OAL)	LN	160	12	7613N	7613N-LC
Cummins NTC-855		Motorola 8LHA, 130 Amp, Std. Regulator	LN	160	12	8329N	
Cummins NTC-855		Motorola 8LHA, 140 Amp, Std. Regulator	LN	160	12	8329N	
DD 50	1998-97	Delco 34SI, Quad Mt, 110 Amp, Std.	DR	135	12	8092N	8613N
DD 50 / 60 Series		Delco 22SI, 145 Amp	DR	145	12	8076N	7644N
DD 50 / 60 Series		Delco 34SI, Quad Mt., 135 Amp	DR	135	12	8092N	8613N
DD 50 / 60 Series		Std. DR 33SI, J-180Mt., 110 Amp, w/Relay Pin	DR	110	12	8081N	8612N
DD 50 / 60 Series	1998-92	Bosch Replacement Unit, 160 Amp, 3 Mounting Ears	BO	160	12	12490N	12715N
DD 50 / 60 Series		Bosch Replacement Unit, 200 Amp	BO	200	12	12715N	
DD 50 / 60 Series	1996-93	Delco 21SI, 100 Amp	DR	130	12	8027N	7644N
DD 50 / 60 Series		Delco 21SI, 115 Amp	DR	130	12	8027N	7644N
DD 50 / 60 Series		Delco 21SI, 145 Amp	DR	145-160	12	7644N	8076N
DD 50 / 60 Series	1996-92	27SI Delco, 24 Volt	DR	65	24	7197N	
DD 50 / 60 Series		Delco 20SI Alternator	DR	60	12	7266N	
DD 50 / 60 Series		DR 26SI, 85 Amp	DR	85	12	8066N	
DD 50 / 60 Series		DR 30SI, 105 Amp, w/R Pin, w/o Transformer	DR	105	12	7940N	
DD 50 / 60 Series		Leece Neville LC Series, 160 Amp, stator activated, 239 mm Rotor OAL	LN	160	12	7613N-LC	
DD 50 / 60 Series		Motorola 8LHA, 130 Amp, Std. Regulator	LN	160	12	8329N	
DD 50 / 60 Series		Motorola 8LHA, 140 Amp, Std. Regulator	LN	160	12	8329N	
DD 50 / 60 Series	1992	21SI Delco, 12 Volt-100 Amp	DR	130	12	8027N	7644N
DD 50 / 60 Series		Delco 21SI, 115 Amp	DR	130	12	8027N	7644N
DD 50 / 60 Series		Delco 21SI, 145 Amp	DR	145-160	12	7644N	8076N
DD 50 / 60 Series		Delco 21SI, 65 Amp	DR	130	12	8027N	7644N
DD 50 Series	1998-97	Delco 22SI, 130 Amp	DR	130	12	8073N	8076N
DD 50 Series		DR 35SI Quad Mt., Repl.34SI, R Pin, 110 Amp	DR	140	12	8608N	8613N
DD 50 Series		DR 35SI, J-180 Mtg, 110 Amp, Repl. 33SI	DR	140	12	8607N	8612N
DD 50 Series		DR 35SI, J-180 Mtg, 135 Amp, Repl. 33SI	DR	140	12	8607N	8612N
DD 50 Series		DR 35SI, Quad Mt., Repl.34SI, 135 Amp	DR	140	12	8608N	8613N
DD 50 Series		LN IR/ EF, 270 Amp, J-180 Mtg., SE Reg.	LN	270	12	8322N	
DD 50 Series		LN, 200 Amp, J-180 Mt., Ign. Stud, Int. Sense	LN	200	12	8320N	8745N
DD 50 Series		LN, 270 Amp, J-180 Mt., Ign. Stud, Int. Sense	LN	270	12	8654N	
DD 50 Series		Opt. Serv. Repl., DR 24SI, J180 Mt., 160 Amp	DR	160	12	8718N	
DD 50 Series		Std. DR 33SI, J-180 Mt., 135 Amp, w/Relay Pin	DR	135	12	8083N	8612N
DD 50 Series	1996-92	Leece Neville 2500JB, 90 Amp	LN	130	12	7612N	7613N
DD 50 Series		Leece Neville 2600JB, 105 Amp	LN	130	12	7612N	7613N
DD 50 Series		Leece Neville 2700JB, 130 Amp	LN	130	12	7612N	7613N
DD 50 Series		Leece Neville, IR/EF, 160 Amp, trio activated, (235mm rotor OAL)	LN	160	12	7613N	7613N-LC
DD 60	1998-97	Delco 34SI, Quad Mt, 110 Amp, Std.	DR	135	12	8092N	8613N
DD 60 Series		Delco 22SI, 130 Amp	DR	130	12	8073N	8076N
DD 60 Series		DR 35SI Quad Mt., Repl.34SI, R Pin, 110 Amp	DR	140	12	8608N	8613N
DD 60 Series		DR 35SI, J-180 Mtg, 110 Amp, Repl. 33SI	DR	140	12	8607N	8612N
DD 60 Series		DR 35SI, J-180 Mtg, 135 Amp, Repl. 33SI	DR	140	12	8607N	8612N
DD 60 Series		DR 35SI, Quad Mt., Repl.34SI, 135 Amp	DR	140	12	8608N	8613N
DD 60 Series		LN IR/ EF, 270 Amp, J-180 Mtg., SE Reg.	LN	270	12	8322N	
DD 60 Series		LN, 200 Amp, J-180 Mt., Ign. Stud, Int. Sense	LN	200	12	8320N	8745N
DD 60 Series		LN, 270 Amp, J-180 Mt., Ign. Stud, Int. Sense	LN	270	12	8654N	
DD 60 Series		Opt. Serv. Repl., DR 24SI, J180 Mt., 160 Amp	DR	160	12	8718N	
DD 60 Series		Std. DR 33SI, J-180 Mt., 135 Amp, w/Relay Pin	DR	135	12	8083N	8612N
DD 60 Series	1996-92	Leece Neville 2500JB, 90 Amp	LN	130	12	7612N	7613N
DD 60 Series		Leece Neville 2600JB, 105 Amp	LN	130	12	7612N	7613N
DD 60 Series		Leece Neville 2700JB, 130 Amp	LN	130	12	7612N	7613N
DD 60 Series		Leece Neville, IR/EF, 160 Amp, trio activated, (235mm rotor OAL)	LN	160	12	7613N	7613N-LC
DT-530	2008-05	DR 36SI, J-180 Mt. (33SI Upgrade) 170 Amp	DR	170	12	8612N	
DT-570		DR 36SI, J-180 Mt. (33SI Upgrade) 170 Amp	DR	170	12	8612N	
IHC DT-466	2008-03	Bosch IR/IF, Repl. Unit, Quad Pad Mtg, 160 Amp	BO	160	12	12491N	12716N

ALTERNATORS AND GENERATORS

ENGINE	YEAR	APPLICATION	Mfg	Amp	Volt	PART NO.	OPT. NO.
International (Cont'd)							
8100-8600 Heavy-Duty (Cont'd)							
IHC DT-466	2008-03	Bosch IR/IF, Repl. Unit, Quad Pad Mtg, 200 Amp	BO	200	12	12716N	
IHC DT-466		DR 34SI, Quad Pad Mtg., 135 Amp, Road Gang Pkg.	DR	140	12	8609N	8614N
IHC DT-466		LN, Quad Pad, 160 Amp, w/Lamp Driver Reg.	DR	170	12	8614N	
IHC DT-466		Motorola, 140 Amp, Quad Pad, Std. Reg.	LN	160	12	8410N	8410N
IHC DT-466		Motorola, 160 Amp, Quad Pad, Std. Reg.	LN	160	12	8410N	8410N
IHC DT-466		Motorola, Quad Pad, Std. Reg.	LN	160	12	8410N	8410N
IHC DT-466	2007-03	Delco 22SI, Quad Pad Mt, 100 Amp	DR	145	12	8362N	12491N
IHC DT-466		Delco 22SI, Quad Pad Mt, 145 Amp	DR	145	12	8362N	12491N
IHC DT-466		DR 22SI Quad Pad Mt., 130 Amp	DR	145	12	8362N	12491N
IHC DT-466		Opt. Ser. Repl. DR 24SI, Quad Pad Mt., 160 Amp	DR	160	12	8719N	
IHC DT-466		Std. DR 34SI, 110 Amp, Quad Pad Mt.	DR	140	12	8609N	8614N
IHC DT-466		Std. DR 34SI, 135 Amp, Quad Pad Mt.	DR	135	12	8096N	8614N
IHC DT-466	2003-97	Delco 22SI, 130 Amp	DR	130	12	8073N	8076N
IHC DT-466		Delco 22SI, 145 Amp	DR	145	12	8076N	7644N
IHC DT-466		Delco 34SI, Quad Mt, 110 Amp, Std.	DR	135	12	8092N	8613N
IHC DT-466		Delco 34SI, Quad Mt., 135 Amp	DR	135	12	8092N	8613N
IHC DT-466	2002-97	DR 35SI Quad Mt., Repl.34SI, R Pin, 110 Amp	DR	140	12	8608N	8613N
IHC DT-466		DR 35SI, J-180 Mtg, 110 Amp, Repl. 33SI	DR	140	12	8607N	8612N
IHC DT-466		DR 35SI, J-180 Mtg, 135 Amp, Repl. 33SI	DR	140	12	8607N	8612N
IHC DT-466		DR 35SI, Quad Mt., Repl.34SI, 135 Amp	DR	140	12	8608N	8613N
IHC DT-466		LN IR/ EF, 270 Amp, J-180 Mtg., SE Reg.	LN	270	12	8322N	
IHC DT-466		LN, 200 Amp, J-180 Mt., Ign. Stud, Int. Sense	LN	200	12	8320N	8745N
IHC DT-466		LN, 270 Amp, J-180 Mt., Ign. Stud, Int. Sense	LN	270	12	8654N	
IHC DT-466		Opt. Serv. Repl., DR 24SI, J180 Mt., 160 Amp	DR	160	12	8718N	
IHC DT-466		Std. DR 33SI, J-180 Mt.,135 Amp, w/Relay Pin	DR	135	12	8083N	8612N
IHC DT-466		Std. DR 33SI, J-180Mt.,110 Amp, w/Relay Pin	DR	110	12	8081N	8612N
IHC DT-466	2002-90	Bosch Replacement Unit, 160 Amp, 3 Mounting Ears	BO	160	12	12490N	12715N
IHC DT-466		Bosch Replacement Unit, 200 Amp	BO	200	12	12715N	
IHC DT-466	1996-93	Delco 21SI, 100 Amp	DR	130	12	8027N	7644N
IHC DT-466		Delco 21SI, 115 Amp	DR	130	12	8027N	7644N
IHC DT-466		Delco 21SI, 145 Amp	DR	145-160	12	7644N	8076N
IHC DT-466	1996-90	27SI Delco, 24 Volt	DR	65	24	7197N	
IHC DT-466		Delco 20SI Alternator	DR	60	12	7266N	
IHC DT-466		DR 26SI, 85 Amp	DR	85	12	8066N	
IHC DT-466		DR 30SI, 105 Amp, w/R Pin, w/o Transformer	DR	105	12	7940N	
IHC DT-466		Leece Neville 2500JB, 90 Amp	LN	130	12	7612N	7613N
IHC DT-466		Leece Neville 2600JB, 105 Amp	LN	130	12	7612N	7613N
IHC DT-466		Leece Neville 2700JB, 130 Amp	LN	130	12	7612N	7613N
IHC DT-466		Leece Neville LC Series, 160 Amp, stator activated, 239 mm Rotor OAL	LN	160	12	7613N-LC	
IHC DT-466		Leece Neville, IR/EF, 160 Amp, trio activated, (235mm rotor OAL)	LN	160	12	7613N	7613N-LC
IHC DT-466		Motorola 8LHA, 130 Amp, Std. Regulator	LN	160	12	8329N	
IHC DT-466		Motorola 8LHA, 140 Amp, Std. Regulator	LN	160	12	8329N	
IHC DT-466	1992-90	21SI Delco, 12 Volt-100 Amp	DR	130	12	8027N	7644N
IHC DT-466		Delco 21SI, 115 Amp	DR	130	12	8027N	7644N
IHC DT-466		Delco 21SI, 145 Amp	DR	145-160	12	7644N	8076N
IHC DT-466		Delco 21SI, 65 Amp	DR	130	12	8027N	7644N
IHC DT-466, 7.6L	2006-05	DR 36SI, J-180 Mt. (33SI Upgrade) 170 Amp	DR	170	12	8612N	
IHC DT-530	2008-03	Bosch IR/IF, Repl. Unit, Quad Pad Mtg, 160 Amp	BO	160	12	12491N	12716N
IHC DT-530		Bosch IR/IF, Repl. Unit, Quad Pad Mtg, 200 Amp	BO	200	12	12716N	
IHC DT-530		DR 34SI, Quad Pad Mtg., 135 Amp, Road Gang Pkg.	DR	140	12	8609N	8614N
IHC DT-530		LN, Quad Pad, 160 Amp, w/Lamp Driver Reg.	DR	170	12	8614N	
IHC DT-530		Motorola, 140 Amp, Quad Pad, Std. Reg.	LN	160	12	8410N	8410N
IHC DT-530		Motorola, 160 Amp, Quad Pad, Std. Reg.	LN	160	12	8410N	8410N
IHC DT-530		Motorola, Quad Pad, Std. Reg.	LN	160	12	8410N	8410N
IHC DT-530	2007-03	Delco 22SI, Quad Pad Mt, 100 Amp	DR	145	12	8362N	12491N
IHC DT-530		Delco 22SI, Quad Pad Mt, 145 Amp	DR	145	12	8362N	12491N
IHC DT-530		DR 22SI Quad Pad Mt., 130 Amp	DR	145	12	8362N	12491N
IHC DT-530		Opt. Ser. Repl. DR 24SI, Quad Pad Mt., 160 Amp	DR	160	12	8719N	
IHC DT-530		Std. DR 34SI, 110 Amp, Quad Pad Mt.	DR	140	12	8609N	8614N
IHC DT-530		Std. DR 34SI, 135 Amp, Quad Pad Mt.	DR	135	12	8096N	8614N
IHC DT-530	2003-97	Delco 22SI, 130 Amp	DR	130	12	8073N	8076N
IHC DT-530		Delco 22SI, 145 Amp	DR	145	12	8076N	7644N
IHC DT-530		Delco 34SI, Quad Mt, 110 Amp, Std.	DR	135	12	8092N	8613N
IHC DT-530		Delco 34SI, Quad Mt., 135 Amp	DR	135	12	8092N	8613N

ALTERNATORS

ALTERNATORS AND GENERATORS

ENGINE	YEAR	APPLICATION	Mfg	Amp	Volt	PART NO.	OPT. NO.
International (Cont'd)							
8100-8600 Heavy-Duty (Cont'd)							
IHC DT-530	2002-97	DR 35SI Quad Mt., Repl.34SI, R Pin, 110 Amp	DR	140	12	8608N	8613N
IHC DT-530		DR 35SI, J-180 Mtg, 110 Amp, Repl. 33SI	DR	140	12	8607N	8612N
IHC DT-530		DR 35SI, J-180 Mtg, 135 Amp, Repl. 33SI	DR	140	12	8607N	8612N
IHC DT-530		DR 35SI, Quad Mt., Repl.34SI, 135 Amp	DR	140	12	8608N	8613N
IHC DT-530		LN IR/ EF, 270 Amp, J-180 Mtg., SE Reg.	LN	270	12	8322N	
IHC DT-530		LN, 200 Amp, J-180 Mt., Ign. Stud, Int. Sense	LN	200	12	8320N	8745N
IHC DT-530		LN, 270 Amp, J-180 Mt., Ign. Stud, Int. Sense	LN	270	12	8654N	
IHC DT-530		Std. DR 33SI, J-180 Mt.,135 Amp, w/Relay Pin	DR	135	12	8083N	8612N
IHC DT-530	2001-97	Opt. Serv. Repl., DR 24SI, J180 Mt., 160 Amp	DR	160	12	8718N	
IHC DT-530	1996-94	Leece Neville 2500JB, 90 Amp	LN	130	12	7612N	7613N
IHC DT-530		Leece Neville 2600JB, 105 Amp	LN	130	12	7612N	7613N
IHC DT-530		Leece Neville 2700JB, 130 Amp	LN	130	12	7612N	7613N
IHC DT-530 / DT-570	2002-97	Std. DR 33SI, J-180Mt., 110 Amp, w/Relay Pin	DR	110	12	8081N	8612N
IHC DT-530 / DT-570	2002-94	Bosch Replacement Unit, 160 Amp, 3 Mounting Ears	BO	160	12	12490N	12715N
IHC DT-530 / DT-570		Bosch Replacement Unit, 200 Amp	BO	200	12	12715N	
IHC DT-530 / DT-570	1996-94	27SI Delco, 24 Volt	DR	65	24	7197N	
IHC DT-530 / DT-570		Delco 20SI Alternator	DR	60	12	7266N	
IHC DT-530 / DT-570		Delco 21SI, 100 Amp	DR	130	12	8027N	7644N
IHC DT-530 / DT-570		Delco 21SI, 115 Amp	DR	130	12	8027N	7644N
IHC DT-530 / DT-570		Delco 21SI, 145 Amp	DR	145-160	12	7644N	8076N
IHC DT-530 / DT-570		DR 26SI, 85 Amp	DR	85	12	8066N	
IHC DT-530 / DT-570		DR 30SI, 105 Amp, w/R Pin, w/o Transformer	DR	105	12	7940N	
IHC DT-530 / DT-570		Leece Neville LC Series, 160 Amp, stator activated, 239 mm Rotor OAL	LN	160	12	7613N-LC	
IHC DT-530 / DT-570		Leece Neville, IR/EF, 160 Amp, trio activated, (235mm rotor OAL)	LN	160	12	7613N	7613N-LC
IHC DT-530 / DT-570		Motorola 8LHA, 130 Amp, Std. Regulator	LN	160	12	8329N	
IHC DT-530 / DT-570		Motorola 8LHA, 140 Amp, Std. Regulator	LN	160	12	8329N	
IHC DT-570	2008-03	Bosch IR/IF, Repl. Unit, Quad Pad Mtg, 160 Amp	BO	160	12	12491N	12716N
IHC DT-570		Bosch IR/IF, Repl. Unit, Quad Pad Mtg, 200 Amp	BO	200	12	12716N	
IHC DT-570		DR 34SI, Quad Pad Mtg., 135 Amp, Road Gang Pkg.	DR	140	12	8609N	8614N
IHC DT-570		LN, Quad Pad, 160 Amp, w/Lamp Driver Reg.	DR	170	12	8614N	
IHC DT-570		Motorola, 140 Amp, Quad Pad, Std. Reg.	LN	160	12	8410N	8410N
IHC DT-570		Motorola, 160 Amp, Quad Pad, Std. Reg.	LN	160	12	8410N	8410N
IHC DT-570		Motorola, Quad Pad, Std. Reg.	LN	160	12	8410N	8410N
IHC DT-570	2007-03	Delco 22SI, Quad Pad Mt, 100 Amp	DR	145	12	8362N	12491N
IHC DT-570		Delco 22SI, Quad Pad Mt, 145 Amp	DR	145	12	8362N	12491N
IHC DT-570		DR 22SI Quad Pad Mt., 130 Amp	DR	145	12	8362N	12491N
IHC DT-570		Opt. Ser. Repl. DR 24SI, Quad Pad Mt., 160 Amp	DR	160	12	8719N	
IHC DT-570		Std. DR 34SI, 110 Amp, Quad Pad Mt.	DR	140	12	8609N	8614N
IHC DT-570		Std. DR 34SI, 135 Amp, Quad Pad Mt.	DR	135	12	8096N	8614N
IHC DT-570	2003-97	Delco 22SI, 130 Amp	DR	130	12	8073N	8076N
IHC DT-570		Delco 22SI, 145 Amp	DR	145	12	8076N	7644N
IHC DT-570		Delco 34SI, Quad Mt, 110 Amp, Std.	DR	135	12	8092N	8613N
IHC DT-570		Delco 34SI, Quad Mt., 135 Amp	DR	135	12	8092N	8613N
IHC DT-570	2002-97	DR 35SI Quad Mt., Repl.34SI, R Pin, 110 Amp	DR	140	12	8608N	8613N
IHC DT-570		DR 35SI, J-180 Mtg, 110 Amp, Repl. 33SI	DR	140	12	8607N	8612N
IHC DT-570		DR 35SI, J-180 Mtg, 135 Amp, Repl. 33SI	DR	140	12	8607N	8612N
IHC DT-570		DR 35SI, Quad Mt., Repl.34SI, 135 Amp	DR	140	12	8608N	8613N
IHC DT-570		LN IR/ EF, 270 Amp, J-180 Mtg., SE Reg.	LN	270	12	8322N	
IHC DT-570		LN, 200 Amp, J-180 Mt., Ign. Stud, Int. Sense	LN	200	12	8320N	8745N
IHC DT-570		LN, 270 Amp, J-180 Mt., Ign. Stud, Int. Sense	LN	270	12	8654N	
IHC DT-570		Std. DR 33SI, J-180 Mt.,135 Amp, w/Relay Pin	DR	135	12	8083N	8612N
IHC DT-570	2001-97	Opt. Serv. Repl., DR 24SI, J180 Mt., 160 Amp	DR	160	12	8718N	
IHC DT-570	1996-94	Leece Neville 2500JB, 90 Amp	LN	130	12	7612N	7613N
IHC DT-570		Leece Neville 2600JB, 105 Amp	LN	130	12	7612N	7613N
IHC DT-570		Leece Neville 2700JB, 130 Amp	LN	130	12	7612N	7613N
900A							
L4 2.5L 2491cc 152cid	1967-66	Std. 10DN Alt.	DR	63	12	7122N	
908B							
V8 4.4L 266cid	1968	Std. 10DN Alt.	DR	63	12	7122N	
V8 5.0L 304cid	1969	Std. 10DN Alt.	DR	63	12	7122N	
V8 5.0L 4982cc 304cid	1969-68	Std. 10DN Alt.	DR	63	12	7122N	
V8 5.0L 4983cc 304cid	1969	Std. 10DN Alt.	DR	63	12	7122N	

ALTERNATORS AND GENERATORS

ENGINE	YEAR	APPLICATION	Mfg	Amp	Volt	PART NO.	OPT. NO.
International (Cont'd)							
908C							
V8 4.4L 266cid	1968	Std. 10DN Alt.	DR	63	12	7122N	
V8 5.0L 304cid	1969	Std. 10DN Alt.	DR	63	12	7122N	
V8 5.0L 4982cc 304cid	1969-68	Std. 10DN Alt.	DR	63	12	7122N	
V8 5.0L 4983cc 304cid	1969	Std. 10DN Alt.	DR	63	12	7122N	
9100-9900 Heavy-Duty							
Caterpillar 3176	2000-97	Delco 22SI, 130 Amp	DR	130	12	8073N	8076N
Caterpillar 3176		Delco 22SI, 145 Amp	DR	145	12	8076N	7644N
Caterpillar 3176		Opt. Serv. Repl., DR 24SI, J180 Mt., 160 Amp	DR	160	12	8718N	
Caterpillar 3176		Std. DR 33SI, J-180 Mt., 135 Amp, w/Relay Pin	DR	135	12	8083N	8612N
Caterpillar 3176		Std. DR 33SI, J-180Mt.,110 Amp, w/Relay Pin	DR	110	12	8081N	8612N
Caterpillar 3176	2000-88	Bosch Replacement Unit, 160 Amp, 3 Mounting Ears	BO	160	12	12490N	12715N
Caterpillar 3176		Bosch Replacement Unit, 200 Amp	BO	200	12	12715N	
Caterpillar 3176		DR 26SI, 85 Amp	DR	85	12	8066N	
Caterpillar 3176	1996-94	Delco 21SI Alternator	DR	145-160	12	7644N	8076N
Caterpillar 3176		Delco 21SI Alternator	DR	130	12	8027N	7644N
Caterpillar 3176	1996-88	DR 30SI, 105 Amp, w/R Pin, w/o Transformer	DR	105	12	7940N	
Caterpillar 3176		Leece Neville 2500JB, 90 Amp	LN	130	12	7612N	7613N
Caterpillar 3176		Leece Neville 2600JB, 105 Amp	LN	130	12	7612N	7613N
Caterpillar 3176		Leece Neville 2700JB, 130 Amp	LN	130	12	7612N	7613N
Caterpillar 3176		Leece Neville LC Series, 160 Amp, stator activated, 239 mm Rotor OAL	LN	160	12	7613N-LC	
Caterpillar 3176		Leece Neville, IR/EF, 160 Amp, trio activated, (235mm rotor OAL)	LN	160	12	7613N	7613N-LC
Caterpillar 3176		Motorola 8LHA, 130 Amp, Std. Regulator	LN	160	12	8329N	
Caterpillar 3176		Motorola 8LHA, 140 Amp, Std. Regulator	LN	160	12	8329N	
Caterpillar 3176	1992-88	21SI Delco, 12 Volt-100 Amp	DR	130	12	8027N	7644N
Caterpillar 3176		27SI Delco, 24 Volt	DR	65	24	7197N	
Caterpillar 3176		Delco 20SI Alternator	DR	60	12	7266N	
Caterpillar 3176		Delco 21SI, 115 Amp	DR	130	12	8027N	7644N
Caterpillar 3176		Delco 21SI, 145 Amp	DR	145-160	12	7644N	8076N
Caterpillar 3176		Delco 21SI, 65 Amp	DR	130	12	8027N	7644N
Caterpillar 3176	1993	Delco 21SI Alternator	DR	145-160	12	7644N	8076N
Caterpillar 3176		Delco 21SI Alternator	DR	130	12	8027N	7644N
Caterpillar 3406	2003-97	Delco 22SI, 130 Amp	DR	130	12	8073N	8076N
Caterpillar 3406		Delco 22SI, 145 Amp	DR	145	12	8076N	7644N
Caterpillar 3406		Delco 34SI, Quad Mt., 110 Amp, Std.	DR	135	12	8092N	8613N
Caterpillar 3406	2001-97	Delco 34SI, Quad Mt., 135 Amp	DR	135	12	8092N	8613N
Caterpillar 3406		DR 35SI Quad Mt., Repl.34SI, R Pin, 110 Amp	DR	140	12	8608N	8613N
Caterpillar 3406		DR 35SI, J-180 Mtg, 110 Amp, Repl. 33SI	DR	140	12	8607N	8612N
Caterpillar 3406		DR 35SI, J-180 Mtg, 135 Amp, Repl. 33SI	DR	140	12	8607N	8612N
Caterpillar 3406		DR 35SI, Quad Mt., Repl.34SI, 135 Amp	DR	140	12	8608N	8613N
Caterpillar 3406		LN IR/ EF, 270 Amp, J-180 Mtg., SE Reg.	LN	270	12	8322N	
Caterpillar 3406		LN, 200 Amp, J-180 Mt., Ign. Stud, Int. Sense	LN	200	12	8320N	8745N
Caterpillar 3406		LN, 270 Amp, J-180 Mt., Ign. Stud, Int. Sense	LN	270	12	8654N	
Caterpillar 3406		Opt. Serv. Repl., DR 24SI, J180 Mt., 160 Amp	DR	160	12	8718N	
Caterpillar 3406		Std. DR 33SI, J-180 Mt., 135 Amp, w/Relay Pin	DR	135	12	8083N	8612N
Caterpillar 3406		Std. DR 33SI, J-180Mt.,110 Amp, w/Relay Pin	DR	110	12	8081N	8612N
Caterpillar 3406	2001-87	Bosch Replacement Unit, 160 Amp, 3 Mounting Ears	BO	160	12	12490N	12715N
Caterpillar 3406		Bosch Replacement Unit, 200 Amp	BO	200	12	12715N	
Caterpillar 3406	1996-93	Delco 21SI, 100 Amp	DR	130	12	8027N	7644N
Caterpillar 3406		Delco 21SI, 115 Amp	DR	130	12	8027N	7644N
Caterpillar 3406		Delco 21SI, 145 Amp	DR	145-160	12	7644N	8076N
Caterpillar 3406	1996-87	27SI Delco, 24 Volt	DR	65	24	7197N	
Caterpillar 3406		Delco 20SI Alternator	DR	60	12	7266N	
Caterpillar 3406		DR 26SI, 85 Amp	DR	85	12	8066N	
Caterpillar 3406		DR 30SI, 105 Amp, w/R Pin, w/o Transformer	DR	105	12	7940N	
Caterpillar 3406		Leece Neville 2500JB, 90 Amp	LN	130	12	7612N	7613N
Caterpillar 3406		Leece Neville 2600JB, 105 Amp	LN	130	12	7612N	7613N
Caterpillar 3406		Leece Neville 2700JB, 130 Amp	LN	130	12	7612N	7613N
Caterpillar 3406		Leece Neville LC Series, 160 Amp, stator activated, 239 mm Rotor OAL	LN	160	12	7613N-LC	
Caterpillar 3406		Leece Neville, IR/EF, 160 Amp, trio activated, (235mm rotor OAL)	LN	160	12	7613N	7613N-LC
Caterpillar 3406		Motorola 8LHA, 130 Amp, Std. Regulator	LN	160	12	8329N	
Caterpillar 3406		Motorola 8LHA, 140 Amp, Std. Regulator	LN	160	12	8329N	
Caterpillar 3406	1992-87	21SI Delco, 12 Volt-100 Amp	DR	130	12	8027N	7644N

ALTERNATORS

ALTERNATORS AND GENERATORS

ENGINE	YEAR	APPLICATION	Mfg	Amp	Volt	PART NO.	OPT. NO.
International (Cont'd)							
9100-9900 Heavy-Duty (Cont'd)							
Caterpillar 3406	1992-87	Delco 21SI, 115 Amp	DR	130	12	8027N	7644N
Caterpillar 3406		Delco 21SI, 145 Amp	DR	145-160	12	7644N	8076N
Caterpillar 3406		Delco 21SI, 65 Amp	DR	130	12	8027N	7644N
Caterpillar C-10	2003-97	Bosch Replacement Unit, 160 Amp, 3 Mounting Ears	BO	160	12	12490N	12715N
Caterpillar C-10		Bosch Replacement Unit, 200 Amp	BO	200	12	12715N	
Caterpillar C-10		Delco 22SI, 130 Amp	DR	130	12	8073N	8076N
Caterpillar C-10		Delco 22SI, 145 Amp	DR	145	12	8076N	7644N
Caterpillar C-10		Delco 34SI, Quad Mt, 110 Amp, Std.	DR	135	12	8092N	8613N
Caterpillar C-10		Delco 34SI, Quad Mt., 135 Amp	DR	135	12	8092N	8613N
Caterpillar C-10		DR 35SI Quad Mt., Repl.34SI, R Pin, 110 Amp	DR	140	12	8608N	8613N
Caterpillar C-10		DR 35SI, J-180 Mtg, 110 Amp, Repl. 33SI	DR	140	12	8607N	8612N
Caterpillar C-10		DR 35SI, J-180 Mtg, 135 Amp, Repl. 33SI	DR	140	12	8607N	8612N
Caterpillar C-10		DR 35SI, Quad Mt., Repl.34SI, 135 Amp	DR	140	12	8608N	8613N
Caterpillar C-10		LN IR/ EF, 270 Amp, J-180 Mtg., SE Reg.	LN	270	12	8322N	
Caterpillar C-10		LN, 200 Amp, J-180 Mt., Ign. Stud, Int. Sense	LN	200	12	8320N	8745N
Caterpillar C-10		LN, 270 Amp, J-180 Mt., Ign. Stud, Int. Sense	LN	270	12	8654N	
Caterpillar C-10		Opt. Serv. Repl., DR 24SI, J180 Mt., 160 Amp	DR	160	12	8718N	
Caterpillar C-10		Std. DR 33SI, J-180 Mt.,135 Amp, w/Relay Pin	DR	135	12	8083N	8612N
Caterpillar C-10		Std. DR 33SI, J-180Mt.,110 Amp, w/Relay Pin	DR	110	12	8081N	8612N
Caterpillar C-11	2008-05	Bosch IR/IF, Repl. Unit, Quad Pad Mtg, 160 Amp	BO	160	12	12491N	12716N
Caterpillar C-11		Bosch IR/IF, Repl. Unit, Quad Pad Mtg, 200 Amp	BO	200	12	12716N	
Caterpillar C-11		DR 34SI, Quad Pad Mtg., 135 Amp, Road Gang Pkg.	DR	140	12	8609N	8614N
Caterpillar C-11		DR 35SI HP, Quad Pad Mt., 140 Amp, High Temp. Pkg.	DR	140	12	8609N	8614N
Caterpillar C-11		DR 35SI, Quad Pad Mt., 135 Amp, Road Gang Pkg.	DR	140	12	8609N	8614N
Caterpillar C-11		DR36SI HP,Quad Pad Mt., 170 Amp, High Temp Pkg.	DR	170	12	8614N	
Caterpillar C-11		LN, Quad Pad, 160 Amp, w/Lamp Driver Reg.	DR	170	12	8614N	
Caterpillar C-11		Motorola, 140 Amp, Quad Pad, Std. Reg.	LN	160	12	8410N	8410N
Caterpillar C-11		Motorola, 160 Amp, Quad Pad, Std. Reg.	LN	160	12	8410N	8410N
Caterpillar C-11		Motorola, Quad Pad, Std. Reg.	LN	160	12	8410N	8410N
Caterpillar C-11	2007-05	Delco 22SI, Quad Pad Mt, 100 Amp	DR	145	12	8362N	12491N
Caterpillar C-11		Delco 22SI, Quad Pad Mt, 145 Amp	DR	145	12	8362N	12491N
Caterpillar C-11		DR 22SI Quad Pad Mt., 130 Amp	DR	145	12	8362N	12491N
Caterpillar C-11		Opt. Ser. Repl. DR 24SI, Quad Pad Mt., 160 Amp	DR	160	12	8719N	
Caterpillar C-11		Opt. Serv. Repl., DR 24SI Quad Pad Mt., 145 Amp	DR	160	12	8707N	
Caterpillar C-11		Opt. Serv. Repl., DR 24SI Quad Pad Mt., 160 Amp	DR	160	12	8707N	
Caterpillar C-11		Opt. Serv. Repl., DR 24SI, Quad Pad Mt., 130 Amp	DR	160	12	8707N	
Caterpillar C-11		Std. DR 34SI, 110 Amp, Quad Pad Mt.	DR	140	12	8609N	8614N
Caterpillar C-11		Std. DR 34SI, 135 Amp, Quad Pad Mt.	DR	135	12	8096N	8614N
Caterpillar C11, 11.6L	2008-05	DR 36SI, J-180 Mt. (33SI Upgrade) 170 Amp	DR	170	12	8612N	
Caterpillar C-12	2003-97	Bosch Replacement Unit, 160 Amp, 3 Mounting Ears	BO	160	12	12490N	12715N
Caterpillar C-12		Bosch Replacement Unit, 200 Amp	BO	200	12	12715N	
Caterpillar C-12		Delco 22SI, 130 Amp	DR	130	12	8073N	8076N
Caterpillar C-12		Delco 22SI, 145 Amp	DR	145	12	8076N	7644N
Caterpillar C-12		Delco 34SI, Quad Mt, 110 Amp, Std.	DR	135	12	8092N	8613N
Caterpillar C-12		Delco 34SI, Quad Mt., 135 Amp	DR	135	12	8092N	8613N
Caterpillar C-12		DR 35SI Quad Mt., Repl.34SI, R Pin, 110 Amp	DR	140	12	8608N	8613N
Caterpillar C-12		DR 35SI, J-180 Mtg, 110 Amp, Repl. 33SI	DR	140	12	8607N	8612N
Caterpillar C-12		DR 35SI, J-180 Mtg, 135 Amp, Repl. 33SI	DR	140	12	8607N	8612N
Caterpillar C-12		DR 35SI, Quad Mt., Repl.34SI, 135 Amp	DR	140	12	8608N	8613N
Caterpillar C-12		LN IR/ EF, 270 Amp, J-180 Mtg., SE Reg.	LN	270	12	8322N	
Caterpillar C-12		LN, 200 Amp, J-180 Mt., Ign. Stud, Int. Sense	LN	200	12	8320N	8745N
Caterpillar C-12		LN, 270 Amp, J-180 Mt., Ign. Stud, Int. Sense	LN	270	12	8654N	
Caterpillar C-12		Opt. Serv. Repl., DR 24SI, J180 Mt., 160 Amp	DR	160	12	8718N	
Caterpillar C-12		Std. DR 33SI, J-180 Mt.,135 Amp, w/Relay Pin	DR	135	12	8083N	8612N
Caterpillar C-12		Std. DR 33SI, J-180Mt.,110 Amp, w/Relay Pin	DR	110	12	8081N	8612N
Caterpillar C-13	2008-05	Bosch IR/IF, Repl. Unit, Quad Pad Mtg, 160 Amp	BO	160	12	12491N	12716N
Caterpillar C-13		Bosch IR/IF, Repl. Unit, Quad Pad Mtg, 200 Amp	BO	200	12	12716N	
Caterpillar C-13		DR 34SI, Quad Pad Mtg., 135 Amp, Road Gang Pkg.	DR	140	12	8609N	8614N
Caterpillar C-13		DR 35SI HP, Quad Pad Mt., 140 Amp, High Temp. Pkg.	DR	140	12	8609N	8614N
Caterpillar C-13		DR 35SI, Quad Pad Mt., 135 Amp, Road Gang Pkg.	DR	140	12	8609N	8614N
Caterpillar C-13		DR36SI HP,Quad Pad Mt., 170 Amp, High Temp Pkg.	DR	170	12	8614N	
Caterpillar C-13		LN, Quad Pad, 160 Amp, w/Lamp Driver Reg.	DR	170	12	8614N	
Caterpillar C-13		Motorola, 140 Amp, Quad Pad, Std. Reg.	LN	160	12	8410N	8410N
Caterpillar C-13		Motorola, 160 Amp, Quad Pad, Std. Reg.	LN	160	12	8410N	8410N
Caterpillar C-13		Motorola, Quad Pad, Std. Reg.	LN	160	12	8410N	8410N
Caterpillar C-13	2007-05	Delco 22SI, Quad Pad Mt, 100 Amp	DR	145	12	8362N	12491N

ALTERNATORS AND GENERATORS

ENGINE	YEAR	APPLICATION	Mfg	Amp	Volt	PART NO.	OPT. NO.
International (Cont'd)							
9100-9900 Heavy-Duty (Cont'd)							
Caterpillar C-13	2007-05	Delco 22SI, Quad Pad Mt, 145 Amp	DR	145	12	8362N	12491N
Caterpillar C-13		DR 22SI Quad Pad Mt., 130 Amp	DR	145	12	8362N	12491N
Caterpillar C-13		Opt. Ser. Repl. DR 24SI, Quad Pad Mt., 160 Amp	DR	160	12	8719N	
Caterpillar C-13		Std. DR 34SI, 110 Amp, Quad Pad Mt.	DR	140	12	8609N	8614N
Caterpillar C-13		Std. DR 34SI, 135 Amp, Quad Pad Mt.	DR	135	12	8096N	8614N
Caterpillar C13, 12.5L	2008-05	DR 36SI, J-180 Mt. (33SI Upgrade) 170 Amp	DR	170	12	8612N	
Caterpillar C-15	2008-00	Bosch IR/IF, Repl. Unit, Quad Pad Mtg, 160 Amp	BO	160	12	12491N	12716N
Caterpillar C-15		Bosch IR/IF, Repl. Unit, Quad Pad Mtg, 200 Amp	BO	200	12	12716N	
Caterpillar C-15		DR 34SI, Quad Pad Mtg., 135 Amp, Road Gang Pkg.	DR	140	12	8609N	8614N
Caterpillar C-15		DR 35SI HP, Quad Pad Mt., 140 Amp, High Temp. Pkg.	DR	140	12	8609N	8614N
Caterpillar C-15		DR 35SI, Quad Pad Mt., 135 Amp, Road Gang Pkg.	DR	140	12	8609N	8614N
Caterpillar C-15		DR36SI HP,Quad Pad Mt., 170 Amp, High Temp Pkg.	DR	170	12	8614N	
Caterpillar C-15		LN, Quad Pad, 160 Amp, w/Lamp Driver Reg.	DR	170	12	8614N	
Caterpillar C-15		Motorola, 140 Amp, Quad Pad, Std. Reg.	LN	160	12	8410N	8410N
Caterpillar C-15		Motorola, 160 Amp, Quad Pad, Std. Reg.	LN	160	12	8410N	8410N
Caterpillar C-15		Motorola, Quad Pad, Std. Reg.	LN	160	12	8410N	8410N
Caterpillar C-15	2007-00	Delco 22SI, Quad Pad Mt, 100 Amp	DR	145	12	8362N	12491N
Caterpillar C-15		Delco 22SI, Quad Pad Mt, 145 Amp	DR	145	12	8362N	12491N
Caterpillar C-15		DR 22SI Quad Pad Mt., 130 Amp	DR	145	12	8362N	12491N
Caterpillar C-15		Opt. Ser. Repl. DR 24SI, Quad Pad Mt., 160 Amp	DR	160	12	8719N	
Caterpillar C-15		Std. DR 34SI, 110 Amp, Quad Pad Mt.	DR	140	12	8609N	8614N
Caterpillar C-15		Std. DR 34SI, 135 Amp, Quad Pad Mt.	DR	135	12	8096N	8614N
Caterpillar C15, 15.2L	2008-05	DR 36SI, J-180 Mt. (33SI Upgrade) 170 Amp	DR	170	12	8612N	
Caterpillar C-16	2003-00	Bosch IR/IF, Repl. Unit, Quad Pad Mtg, 160 Amp	BO	160	12	12491N	12716N
Caterpillar C-16		Bosch IR/IF, Repl. Unit, Quad Pad Mtg, 200 Amp	BO	200	12	12716N	
Caterpillar C-16		Delco 22SI, Quad Pad Mt, 100 Amp	DR	145	12	8362N	12491N
Caterpillar C-16		Delco 22SI, Quad Pad Mt, 145 Amp	DR	145	12	8362N	12491N
Caterpillar C-16		DR 22SI Quad Pad Mt., 130 Amp	DR	145	12	8362N	12491N
Caterpillar C-16		DR 34SI, Quad Pad Mtg., 135 Amp, Road Gang Pkg.	DR	140	12	8609N	8614N
Caterpillar C-16		DR 35SI HP, Quad Pad Mt., 140 Amp, High Temp. Pkg.	DR	140	12	8609N	8614N
Caterpillar C-16		DR 35SI, Quad Pad Mt., 135 Amp, Road Gang Pkg.	DR	140	12	8609N	8614N
Caterpillar C-16		DR36SI HP,Quad Pad Mt., 170 Amp, High Temp Pkg.	DR	170	12	8614N	
Caterpillar C-16		LN, Quad Pad, 160 Amp, w/Lamp Driver Reg.	DR	170	12	8614N	
Caterpillar C-16		Motorola, 140 Amp, Quad Pad, Std. Reg.	LN	160	12	8410N	8410N
Caterpillar C-16		Motorola, 160 Amp, Quad Pad, Std. Reg.	LN	160	12	8410N	8410N
Caterpillar C-16		Motorola, Quad Pad, Std. Reg.	LN	160	12	8410N	8410N
Caterpillar C-16		Opt. Ser. Repl. DR 24SI, Quad Pad Mt., 160 Amp	DR	160	12	8719N	
Caterpillar C-16		Std. DR 34SI, 110 Amp, Quad Pad Mt.	DR	140	12	8609N	8614N
Caterpillar C-16		Std. DR 34SI, 135 Amp, Quad Pad Mt.	DR	135	12	8096N	8614N
Caterpillar C-16	1999	Bosch Replacement Unit, 160 Amp, 3 Mounting Ears	BO	160	12	12490N	12715N
Caterpillar C-16		Bosch Replacement Unit, 200 Amp	BO	200	12	12715N	
Caterpillar C-16		Delco 22SI, 130 Amp	DR	130	12	8073N	8076N
Caterpillar C-16		Delco 22SI, 145 Amp	DR	145	12	8076N	7644N
Caterpillar C-16		DR 26SI, 85 Amp	DR	85	12	8066N	
Caterpillar C-16		Opt. Serv. Repl., DR 24SI, J180 Mt., 160 Amp	DR	160	12	8718N	
Caterpillar C-16		Std. DR 33SI, J-180 Mt.,135 Amp, w/Relay Pin	DR	135	12	8083N	8612N
Caterpillar C-16		Std. DR 33SI, J-180Mt.,110 Amp, w/Relay Pin	DR	110	12	8081N	8612N
Cummins ISM	2008-01	Bosch IR/IF, Repl. Unit, Quad Pad Mtg, 160 Amp	BO	160	12	12491N	12716N
Cummins ISM		Bosch IR/IF, Repl. Unit, Quad Pad Mtg, 200 Amp	BO	200	12	12716N	
Cummins ISM		DR 34SI, Quad Pad Mtg., 135 Amp, Remote Sense	DR	140	12	8609N	8614N
Cummins ISM		DR 34SI, Quad Pad Mtg., 135 Amp, Road Gang Pkg.	DR	140	12	8609N	8614N
Cummins ISM		DR 35SI HP, Quad Pad Mt., 140 Amp, High Temp. Pkg.	DR	140	12	8609N	8614N
Cummins ISM		DR 35SI, Quad Pad Mt., 135 Amp, Remote Sense	DR	140	12	8609N	8614N
Cummins ISM		DR 35SI, Quad Pad Mt., 135 Amp, Road Gang Pkg.	DR	140	12	8609N	8614N
Cummins ISM		DR36SI HP,Quad Pad Mt., 170 Amp, High Temp Pkg.	DR	170	12	8614N	
Cummins ISM		LN (Repl. 34SI) w/Lamp Driver Reg.	DR	170	12	8614N	
Cummins ISM		Moto (Repl. 34SI) 140 Amp, No Smart Check	LN	160	12	8410N	8410N
Cummins ISM		Moto (Repl. 34SI) 160 Amp, No Smart Check	LN	160	12	8410N	8410N
Cummins ISM	2007-01	Delco 22SI, Quad Pad Mt, 100 Amp	DR	145	12	8362N	12491N
Cummins ISM		Delco 22SI, Quad Pad Mt, 145 Amp	DR	145	12	8362N	12491N
Cummins ISM		DR 22SI Quad Pad Mt., 130 Amp	DR	145	12	8362N	12491N
Cummins ISM		DR 35SI, Quad Pad Mt, 110 Amp Std.	DR	140	12	8609N	8614N
Cummins ISM		DR 35SI, Quad Pad Mt., 135 Amp, Std.	DR	140	12	8609N	8614N
Cummins ISM		Opt. Ser. Repl. DR 24SI, Quad Pad Mt., 160 Amp	DR	160	12	8719N	
Cummins ISM		Std. DR 34SI, 110 Amp, Quad Pad Mt.	DR	140	12	8609N	8614N
Cummins ISM		Std. DR 34SI, 135 Amp, Quad Pad Mt.	DR	135	12	8096N	8614N

ALTERNATORS

ALTERNATORS AND GENERATORS

ENGINE	YEAR	APPLICATION	Mfg	Amp	Volt	PART NO.	OPT. NO.	
International (Cont'd)								
9100-9900 Heavy-Duty (Cont'd)								
Cummins ISM	2000-97	Bosch Replacement Unit, 160 Amp, 3 Mounting Ears	BO	160	12	12490N	12715N	
Cummins ISM		Bosch Replacement Unit, 200 Amp	BO	200	12	12715N		
Cummins ISM		DR 22SI J-180 Mt., 130 Amp, 14.1 Vset	DR	145	12	8078N	7685N	
Cummins ISM		DR 22SI J-180 Mt., 130-145 Amp, 14.5 Vset	DR	145	12	8078N-1	7685N	
Cummins ISM		DR 22SI J-180 Mt., 145 Amp, 14.1 Vset	DR	145	12	8078N	7685N	
Cummins ISM		DR 33SI, J-180 Mt., #10 R Term., 135 Amp, Std.	DR	135	12	8083N	8612N	
Cummins ISM		DR 33SI, J-180 Mt., 135 Amp, Road Gang Pkg.	DR	140	12	8607N	8612N	
Cummins ISM		DR 33SI, J-180Mt., #10 R Term, 110 Amp, Std.	DR	110	12	8081N	8612N	
Cummins ISM		DR 35SI HP, J-180 Mtg. 140 Amp, Repl. 33SI, High Temp Pkg. .	DR	140	12	8607N	8612N	
Cummins ISM		DR 35SI, J-180 Mtg, 135 Amp, Repl. 33SI, Std.	DR	140	12	8607N	8612N	
Cummins ISM		DR 35SI, J-180 Mtg. 135 Amp, Repl. 33SI, Road Gang Pkg.	DR	140	12	8607N	8612N	
Cummins ISM		DR 36SI, J-180 Mt. (33SI Upgrade) 170 Amp	DR	170	12	8612N		
Cummins ISM		Leece Neville 2500JB, 90 Amp	LN	130	12	7612N	7613N	
Cummins ISM		Leece Neville 2600JB, 105 Amp	LN	130	12	7612N	7613N	
Cummins ISM		Leece Neville 2700JB, 130 Amp	LN	130	12	7612N	7613N	
Cummins ISM		Leece Neville 2805JB, 145 Amp	LN	160	12	7613N	7613N-LC	
Cummins ISM		Leece Neville LC Series, 160 Amp, stator activated, 239 mm Rotor OAL	LN	160	12	7613N-LC		
Cummins ISM		Leece Neville, IR/EF, 160 Amp, trio activated, (235mm rotor OAL)	LN	160	12	7613N	7613N-LC	
Cummins ISM		Motorola 8LHA, 130 Amp, Std. Regulator	LN	160	12	8329N		
Cummins ISM		Motorola 8LHA, 140 Amp, Std. Regulator	LN	160	12	8329N		
Cummins ISM	Opt. Serv. Repl., DR 24SI, J180 Mt., 160 Amp	DR	160	12	8718N			
Cummins ISX	2008-01	Bosch IR/IF, Repl. Unit, Quad Pad Mtg, 160 Amp	BO	160	12	12491N	12716N	
Cummins ISX		Bosch IR/IF, Repl. Unit, Quad Pad Mtg, 200 Amp	BO	200	12	12716N		
Cummins ISX		DR 34SI, Quad Pad Mtg., 135 Amp, Remote Sense	DR	140	12	8609N	8614N	
Cummins ISX		DR 34SI, Quad Pad Mtg., 135 Amp, Road Gang Pkg.	DR	140	12	8609N	8614N	
Cummins ISX		DR 35SI HP, Quad Pad Mt., 140 Amp, High Temp. Pkg.	DR	140	12	8609N	8614N	
Cummins ISX		DR 35SI, Quad Pad Mt., 135 Amp, Remote Sense	DR	140	12	8609N	8614N	
Cummins ISX		DR 35SI, Quad Pad Mt., 135 Amp, Road Gang Pkg.	DR	140	12	8609N	8614N	
Cummins ISX		DR36SI HP,Quad Pad Mt., 170 Amp, High Temp Pkg.	DR	170	12	8614N		
Cummins ISX		LN (Repl. 34SI) w/Lamp Driver Reg	DR	170	12	8614N		
Cummins ISX		Moto (Repl. 34SI) 140 Amp, No Smart Check	LN	160	12	8410N	8410N	
Cummins ISX	Moto (Repl. 34SI) 160 Amp, No Smart Check	LN	160	12	8410N	8410N		
Cummins ISX	2007-01	Delco 22SI, Quad Pad Mt, 100 Amp	DR	145	12	8362N	12491N	
Cummins ISX		Delco 22SI, Quad Pad Mt, 145 Amp	DR	145	12	8362N	12491N	
Cummins ISX		DR 22SI Quad Pad Mt., 130 Amp	DR	145	12	8362N	12491N	
Cummins ISX		DR 35SI, Quad Pad Mt, 110 Amp Std.	DR	140	12	8609N	8614N	
Cummins ISX		DR 35SI, Quad Pad Mt., 135 Amp, Std.	DR	140	12	8609N	8614N	
Cummins ISX		Opt. Ser. Repl. DR 24SI, Quad Pad Mt., 160 Amp	DR	160	12	8719N		
Cummins ISX		Std. DR 34SI, 110 Amp, Quad Pad Mt.	DR	140	12	8609N	8614N	
Cummins ISX		Std. DR 34SI, 135 Amp, Quad Pad Mt.	DR	135	12	8096N	8614N	
Cummins ISX		2000-99	Bosch Replacement Unit, 160 Amp, 3 Mounting Ears	BO	160	12	12490N	12715N
Cummins ISX			Bosch Replacement Unit, 200 Amp	BO	200	12	12715N	
Cummins ISX	DR 22SI J-180 Mt., 130 Amp, 14.1 Vset		DR	145	12	8078N	7685N	
Cummins ISX	DR 22SI J-180 Mt., 130-145 Amp, 14.5 Vset		DR	145	12	8078N-1	7685N	
Cummins ISX	DR 22SI J-180 Mt., 145 Amp, 14.1 Vset		DR	145	12	8078N	7685N	
Cummins ISX	DR 33SI, J-180 Mt., #10 R Term., 135 Amp, Std.		DR	135	12	8083N	8612N	
Cummins ISX	DR 33SI, J-180 Mt., 135 Amp, Road Gang Pkg.		DR	140	12	8607N	8612N	
Cummins ISX	DR 33SI, J-180Mt., #10 R Term, 110 Amp, Std.		DR	110	12	8081N	8612N	
Cummins ISX	DR 35SI HP, J-180 Mtg. 140 Amp, Repl. 33SI, High Temp Pkg. .		DR	140	12	8607N	8612N	
Cummins ISX	DR 35SI, J-180 Mtg, 135 Amp, Repl. 33SI, Std.		DR	140	12	8607N	8612N	
Cummins ISX	DR 35SI, J-180 Mtg. 135 Amp, Repl. 33SI, Road Gang Pkg.	DR	140	12	8607N	8612N		
Cummins ISX	DR 36SI, J-180 Mt. (33SI Upgrade) 170 Amp	DR	170	12	8612N			
Cummins ISX	Leece Neville 2500JB, 90 Amp	LN	130	12	7612N	7613N		
Cummins ISX	Leece Neville 2600JB, 105 Amp	LN	130	12	7612N	7613N		
Cummins ISX	Leece Neville 2700JB, 130 Amp	LN	130	12	7612N	7613N		
Cummins ISX	Leece Neville 2805JB, 145 Amp	LN	160	12	7613N	7613N-LC		
Cummins ISX	Leece Neville LC Series, 160 Amp, stator activated, 239 mm Rotor OAL	LN	160	12	7613N-LC			
Cummins ISX	Leece Neville, IR/EF, 160 Amp, trio activated, (235mm rotor OAL)	LN	160	12	7613N	7613N-LC		
Cummins ISX	Motorola 8LHA, 130 Amp, Std. Regulator	LN	160	12	8329N			
Cummins ISX	Motorola 8LHA, 140 Amp, Std. Regulator	LN	160	12	8329N			
Cummins ISX	Opt. Serv. Repl., DR 24SI, J180 Mt., 160 Amp	DR	160	12	8718N			
Cummins L-10	1996-93	Delco 21SI, 100 Amp	DR	130	12	8027N	7644N	

ALTERNATORS AND GENERATORS

ENGINE	YEAR	APPLICATION	Mfg	Amp	Volt	PART NO.	OPT. NO.
International (Cont'd)							
9100-9900 Heavy-Duty (Cont'd)							
Cummins L-10	1996-93	Delco 21SI, 115 Amp	DR	130	12	8027N	7644N
Cummins L-10		Delco 21SI, 145 Amp	DR	145-160	12	7644N	8076N
Cummins L-10	1996-88	27SI Delco, 24 Volt	DR	65	24	7197N	
Cummins L-10		Bosch Replacement Unit, 160 Amp, 3 Mounting Ears	BO	160	12	12490N	12715N
Cummins L-10		Bosch Replacement Unit, 200 Amp	BO	200	12	12715N	
Cummins L-10		Delco 20SI Alternator	DR	60	12	7266N	
Cummins L-10		DR 26SI, 85 Amp	DR	85	12	8066N	
Cummins L-10		DR 30SI, 105 Amp, w/R Pin, w/o Transformer	DR	105	12	7940N	
Cummins L-10		Leece Neville 2500JB, 90 Amp	LN	130	12	7612N	7613N
Cummins L-10		Leece Neville 2600JB, 105 Amp	LN	130	12	7612N	7613N
Cummins L-10		Leece Neville 2700JB, 130 Amp	LN	130	12	7612N	7613N
Cummins L-10		Leece Neville LC Series, 160 Amp, stator activated, 239 mm Rotor OAL	LN	160	12	7613N-LC	
Cummins L-10		Leece Neville, IR/EF, 160 Amp, trio activated, (235mm rotor OAL)	LN	160	12	7613N	7613N-LC
Cummins L-10		Motorola 8LHA, 130 Amp, Std. Regulator	LN	160	12	8329N	
Cummins L-10		Motorola 8LHA, 140 Amp, Std. Regulator	LN	160	12	8329N	
Cummins L-10	1992-88	21SI Delco, 12 Volt-100 Amp	DR	130	12	8027N	7644N
Cummins L-10		Delco 21SI, 115 Amp	DR	130	12	8027N	7644N
Cummins L-10		Delco 21SI, 145 Amp	DR	145-160	12	7644N	8076N
Cummins L-10		Delco 21SI, 65 Amp	DR	130	12	8027N	7644N
Cummins M11	2003-97	Delco 22SI, 130 Amp	DR	130	12	8073N	8076N
Cummins M11	2000-97	Delco 22SI, 145 Amp	DR	145	12	8076N	7644N
Cummins M11		Delco 34SI, Quad Mt, 110 Amp, Std.	DR	135	12	8092N	8613N
Cummins M11		Delco 34SI, Quad Mt., 135 Amp	DR	135	12	8092N	8613N
Cummins M11		DR 35SI Quad Mt., Repl.34SI, R Pin, 110 Amp	DR	140	12	8608N	8613N
Cummins M11		DR 35SI, J-180 Mtg, 110 Amp, Repl. 33SI	DR	140	12	8607N	8612N
Cummins M11		DR 35SI, J-180 Mtg, 135 Amp, Repl. 33SI	DR	140	12	8607N	8612N
Cummins M11		DR 35SI, Quad Mt., Repl.34SI, 135 Amp	DR	140	12	8608N	8613N
Cummins M11		LN IR/ EF, 270 Amp, J-180 Mtg., SE Reg.	LN	270	12	8322N	
Cummins M11		LN, 200 Amp, J-180 Mt., Ign. Stud, Int. Sense	LN	200	12	8320N	8745N
Cummins M11		LN, 270 Amp, J-180 Mt., Ign. Stud, Int. Sense	LN	270	12	8654N	
Cummins M11		Opt. Serv. Repl., DR 24SI, J180 Mt., 160 Amp	DR	160	12	8718N	
Cummins M11		Std. DR 33SI, J-180 Mt.,135 Amp, w/Relay Pin	DR	135	12	8083N	8612N
Cummins M11		Std. DR 33SI, J-180Mt.,110 Amp, w/Relay Pin	DR	110	12	8081N	8612N
Cummins M11	2000-93	Bosch Replacement Unit, 160 Amp, 3 Mounting Ears	BO	160	12	12490N	12715N
Cummins M11		Bosch Replacement Unit, 200 Amp	BO	200	12	12715N	
Cummins M11	1996-93	27SI Delco, 24 Volt	DR	65	24	7197N	
Cummins M11		Delco 20SI Alternator	DR	60	12	7266N	
Cummins M11		Delco 21SI, 100 Amp	DR	130	12	8027N	7644N
Cummins M11		Delco 21SI, 115 Amp	DR	130	12	8027N	7644N
Cummins M11		Delco 21SI, 145 Amp	DR	145-160	12	7644N	8076N
Cummins M11		DR 26SI, 85 Amp	DR	85	12	8066N	
Cummins M11		DR 30SI, 105 Amp, w/R Pin, w/o Transformer	DR	105	12	7940N	
Cummins M11		Leece Neville 2500JB, 90 Amp	LN	130	12	7612N	7613N
Cummins M11		Leece Neville 2600JB, 105 Amp	LN	130	12	7612N	7613N
Cummins M11		Leece Neville 2700JB, 130 Amp	LN	130	12	7612N	7613N
Cummins M11		Leece Neville LC Series, 160 Amp, stator activated, 239 mm Rotor OAL	LN	160	12	7613N-LC	
Cummins M11		Leece Neville, IR/EF, 160 Amp, trio activated, (235mm rotor OAL)	LN	160	12	7613N	7613N-LC
Cummins M11		Motorola 8LHA, 130 Amp, Std. Regulator	LN	160	12	8329N	
Cummins M11		Motorola 8LHA, 140 Amp, Std. Regulator	LN	160	12	8329N	
Cummins N14	2003-97	Delco 22SI, 130 Amp	DR	130	12	8073N	8076N
Cummins N14		Delco 22SI, 145 Amp	DR	145	12	8076N	7644N
Cummins N14		Delco 34SI, Quad Mt, 110 Amp, Std.	DR	135	12	8092N	8613N
Cummins N14		Delco 34SI, Quad Mt., 135 Amp	DR	135	12	8092N	8613N
Cummins N14		DR 35SI Quad Mt., Repl.34SI, R Pin, 110 Amp	DR	140	12	8608N	8613N
Cummins N14		DR 35SI, J-180 Mtg, 110 Amp, Repl. 33SI	DR	140	12	8607N	8612N
Cummins N14		DR 35SI, J-180 Mtg, 135 Amp, Repl. 33SI	DR	140	12	8607N	8612N
Cummins N14		DR 35SI, Quad Mt., Repl.34SI, 135 Amp	DR	140	12	8608N	8613N
Cummins N14		LN IR/ EF, 270 Amp, J-180 Mtg., SE Reg.	LN	270	12	8322N	
Cummins N14		LN, 200 Amp, J-180 Mt., Ign. Stud, Int. Sense	LN	200	12	8320N	8745N
Cummins N14		LN, 270 Amp, J-180 Mt., Ign. Stud, Int. Sense	LN	270	12	8654N	
Cummins N14		Opt. Serv. Repl., DR 24SI, J180 Mt., 160 Amp	DR	160	12	8718N	
Cummins N14		Std. DR 33SI, J-180 Mt.,135 Amp, w/Relay Pin	DR	135	12	8083N	8612N

ALTERNATORS

ALTERNATORS AND GENERATORS

ENGINE	YEAR	APPLICATION	Mfg	Amp	Volt	PART NO.	OPT. NO.
International (Cont'd)							
9100-9900 Heavy-Duty (Cont'd)							
Cummins N14	2003-97	Std. DR 33SI, J-180Mt., 110 Amp, w/Relay Pin	DR	110	12	8081N	8612N
Cummins N14	2003-86	Bosch Replacement Unit, 160 Amp, 3 Mounting Ears	BO	160	12	12490N	12715N
Cummins N14		Bosch Replacement Unit, 200 Amp	BO	200	12	12715N	
Cummins N14	1996-93	Delco 21SI, 100 Amp	DR	130	12	8027N	7644N
Cummins N14		Delco 21SI, 115 Amp	DR	130	12	8027N	7644N
Cummins N14		Delco 21SI, 145 Amp	DR	145-160	12	7644N	8076N
Cummins N14	1996-86	27SI Delco, 24 Volt	DR	65	24	7197N	
Cummins N14		Delco 20SI Alternator	DR	60	12	7266N	
Cummins N14		DR 26SI, 85 Amp	DR	85	12	8066N	
Cummins N14		DR 30SI, 105 Amp, w/R Pin, w/o Transformer	DR	105	12	7940N	
Cummins N14		Leece Neville 2500JB, 90 Amp	LN	130	12	7612N	7613N
Cummins N14		Leece Neville 2600JB, 105 Amp	LN	130	12	7612N	7613N
Cummins N14		Leece Neville 2700JB, 130 Amp	LN	130	12	7612N	7613N
Cummins N14		Leece Neville LC Series, 160 Amp, stator activated, 239 mm Rotor OAL	LN	160	12	7613N-LC	
Cummins N14		Leece Neville, IR/EF, 160 Amp, trio activated, (235mm rotor OAL)	LN	160	12	7613N	7613N-LC
Cummins N14		Motorola 8LHA, 130 Amp, Std. Regulator	LN	160	12	8329N	
Cummins N14		Motorola 8LHA, 140 Amp, Std. Regulator	LN	160	12	8329N	
Cummins N14	1992-86	21SI Delco, 12 Volt-100 Amp	DR	130	12	8027N	7644N
Cummins N14		Delco 21SI, 115 Amp	DR	130	12	8027N	7644N
Cummins N14		Delco 21SI, 145 Amp	DR	145-160	12	7644N	8076N
Cummins N14		Delco 21SI, 65 Amp	DR	130	12	8027N	7644N
Cummins NTC-855		21SI Delco, 12 Volt-100 Amp	DR	130	12	8027N	7644N
Cummins NTC-855		27SI Delco, 24 Volt	DR	65	24	7197N	
Cummins NTC-855		Bosch Replacement Unit, 160 Amp, 3 Mounting Ears	BO	160	12	12490N	12715N
Cummins NTC-855		Bosch Replacement Unit, 200 Amp	BO	200	12	12715N	
Cummins NTC-855		Delco 20SI Alternator	DR	60	12	7266N	
Cummins NTC-855		Delco 21SI, 115 Amp	DR	130	12	8027N	7644N
Cummins NTC-855		Delco 21SI, 145 Amp	DR	145-160	12	7644N	8076N
Cummins NTC-855		Delco 21SI, 65 Amp	DR	130	12	8027N	7644N
Cummins NTC-855		DR 26SI, 85 Amp	DR	85	12	8066N	
Cummins NTC-855		DR 30SI, 105 Amp, w/R Pin, w/o Transformer	DR	105	12	7940N	
Cummins NTC-855		Leece Neville 2500JB, 90 Amp	LN	130	12	7612N	7613N
Cummins NTC-855		Leece Neville 2600JB, 105 Amp	LN	130	12	7612N	7613N
Cummins NTC-855		Leece Neville 2700JB, 130 Amp	LN	130	12	7612N	7613N
Cummins NTC-855		Leece Neville LC Series, 160 Amp, stator activated, 239 mm Rotor OAL	LN	160	12	7613N-LC	
Cummins NTC-855		Leece Neville, IR/EF, 160 Amp, trio activated, (235mm rotor OAL)	LN	160	12	7613N	7613N-LC
Cummins NTC-855		Motorola 8LHA, 130 Amp, Std. Regulator	LN	160	12	8329N	
Cummins NTC-855		Motorola 8LHA, 140 Amp, Std. Regulator	LN	160	12	8329N	
Cummins Signature	2003-97	Bosch Replacement Unit, 160 Amp, 3 Mounting Ears	BO	160	12	12490N	12715N
Cummins Signature		Bosch Replacement Unit, 200 Amp	BO	200	12	12715N	
Cummins Signature		Delco 22SI, 130 Amp	DR	130	12	8073N	8076N
Cummins Signature		Delco 22SI, 145 Amp	DR	145	12	8076N	7644N
Cummins Signature		Delco 34SI, Quad Mt, 110 Amp, Std.	DR	135	12	8092N	8613N
Cummins Signature		Delco 34SI, Quad Mt., 135 Amp	DR	135	12	8092N	8613N
Cummins Signature		DR 35SI Quad Mt., Repl.34SI, R Pin, 110 Amp	DR	140	12	8608N	8613N
Cummins Signature		DR 35SI, J-180 Mtg, 110 Amp, Repl. 33SI	DR	140	12	8607N	8612N
Cummins Signature		DR 35SI, J-180 Mtg, 135 Amp, Repl. 33SI	DR	140	12	8607N	8612N
Cummins Signature		DR 35SI, Quad Mt., Repl.34SI, 135 Amp	DR	140	12	8608N	8613N
Cummins Signature		LN IR/ EF, 270 Amp, J-180 Mtg., SE Reg.	LN	270	12	8322N	
Cummins Signature		LN, 200 Amp, J-180 Mt., Ign. Stud, Int. Sense	LN	200	12	8320N	8745N
Cummins Signature		LN, 270 Amp, J-180 Mt., Ign. Stud, Int. Sense	LN	270	12	8654N	
Cummins Signature		Opt. Serv. Repl., DR 24SI, J180 Mt., 160 Amp	DR	160	12	8718N	
Cummins Signature		Std. DR 33SI, J-180 Mt., 135 Amp, w/Relay Pin	DR	135	12	8083N	8612N
Cummins Signature		Std. DR 33SI, J-180Mt., 110 Amp, w/Relay Pin	DR	110	12	8081N	8612N
DD 60 Series	2003-99	DR 34SI, Quad Pad Mtg., 135 Amp, Remote Sense	DR	140	12	8609N	8614N
DD 60 Series		DR 34SI, Quad Pad Mtg., 135 Amp, Road Gang Pkg.	DR	140	12	8609N	8614N
DD 60 Series		DR 35SI HP, Quad Pad Mt., 140 Amp, High Temp. Pkg.	DR	140	12	8609N	8614N
DD 60 Series		DR 35SI, Quad Pad Mt, 110 Amp Std.	DR	140	12	8609N	8614N
DD 60 Series		DR 35SI, Quad Pad Mt., 135 Amp, Remote Sense	DR	140	12	8609N	8614N
DD 60 Series		DR 35SI, Quad Pad Mt., 135 Amp, Road Gang Pkg.	DR	140	12	8609N	8614N
DD 60 Series		DR 35SI, Quad Pad Mt., 135 Amp, Std.	DR	140	12	8609N	8614N
DD 60 Series		DR36SI HP,Quad Pad Mt., 170 Amp, High Temp Pkg.	DR	170	12	8614N	

ALTERNATORS

ALTERNATORS AND GENERATORS

ENGINE	YEAR	APPLICATION	Mfg	Amp	Volt	PART NO.	OPT. NO.
International (Cont'd)							
9100-9900 Heavy-Duty (Cont'd)							
DD 60 Series	2003-99	LN, 160 Amp, w/Lamp Driver Reg.	DR	170	12	8614N	
DD 60 Series		Std. DR 34SI, 110 Amp, Quad Pad Mt.	DR	140	12	8609N	8614N
DD 60 Series		Std. DR 34SI, 135 Amp, Quad Pad Mt.	DR	135	12	8096N	8614N
DD 60 Series	1998-97	Delco 22SI, 130 Amp	DR	130	12	8073N	8076N
DD 60 Series		Delco 22SI, 145 Amp	DR	145	12	8076N	7644N
DD 60 Series		Delco 34SI, Quad Mt., 110 Amp, Std.	DR	135	12	8092N	8613N
DD 60 Series		Delco 34SI, Quad Mt., 135 Amp	DR	135	12	8092N	8613N
DD 60 Series		DR 35SI Quad Mt., Repl.34SI, R Pin, 110 Amp	DR	140	12	8608N	8613N
DD 60 Series		DR 35SI, J-180 Mtg, 110 Amp, Repl. 33SI	DR	140	12	8607N	8612N
DD 60 Series		DR 35SI, J-180 Mtg, 135 Amp, Repl. 33SI	DR	140	12	8607N	8612N
DD 60 Series		DR 35SI, Quad Mt., Repl.34SI, 135 Amp	DR	140	12	8608N	8613N
DD 60 Series		LN IR/ EF, 270 Amp, J-180 Mtg., SE Reg.	LN	270	12	8322N	
DD 60 Series		LN, 200 Amp, J-180 Mt., Ign. Stud, Int. Sense	LN	200	12	8320N	8745N
DD 60 Series		LN, 270 Amp, J-180 Mt., Ign. Stud, Int. Sense	LN	270	12	8654N	
DD 60 Series		Opt. Serv. Repl., DR 24SI, J180 Mt., 160 Amp	DR	160	12	8718N	
DD 60 Series		Std. DR 33SI, J-180 Mt., 135 Amp, w/Relay Pin	DR	135	12	8083N	8612N
DD 60 Series		Std. DR 33SI, J-180Mt., 110 Amp, w/Relay Pin	DR	110	12	8081N	8612N
DD 60 Series	1998-92	Bosch Replacement Unit, 160 Amp, 3 Mounting Ears	BO	160	12	12490N	12715N
DD 60 Series		Bosch Replacement Unit, 200 Amp	BO	200	12	12715N	
DD 60 Series	1996-93	Delco 21SI, 100 Amp	DR	130	12	8027N	7644N
DD 60 Series		Delco 21SI, 115 Amp	DR	130	12	8027N	7644N
DD 60 Series		Delco 21SI, 145 Amp	DR	145-160	12	7644N	8076N
DD 60 Series	1996-92	27SI Delco, 24 Volt	DR	65	24	7197N	
DD 60 Series		Delco 20SI Alternator	DR	60	12	7266N	
DD 60 Series		DR 26SI, 85 Amp	DR	85	12	8066N	
DD 60 Series		DR 30SI, 105 Amp, w/R Pin, w/o Transformer	DR	105	12	7940N	
DD 60 Series		Leece Neville 2500JB, 90 Amp	LN	130	12	7612N	7613N
DD 60 Series		Leece Neville 2600JB, 105 Amp	LN	130	12	7612N	7613N
DD 60 Series		Leece Neville 2700JB, 130 Amp	LN	130	12	7612N	7613N
DD 60 Series		Leece Neville LC Series, 160 Amp, stator activated, 239 mm Rotor OAL	LN	160	12	7613N-LC	
DD 60 Series		Leece Neville, IR/EF, 160 Amp, trio activated, (235mm rotor OAL)	LN	160	12	7613N	7613N-LC
DD 60 Series		Motorola 8LHA, 130 Amp, Std. Regulator	LN	160	12	8329N	
DD 60 Series		Motorola 8LHA, 140 Amp, Std. Regulator	LN	160	12	8329N	
DD 60 Series	1992	21SI Delco, 12 Volt-100 Amp	DR	130	12	8027N	7644N
DD 60 Series		Delco 21SI, 115 Amp	DR	130	12	8027N	7644N
DD 60 Series		Delco 21SI, 145 Amp	DR	145-160	12	7644N	8076N
DD 60 Series		Delco 21SI, 65 Amp	DR	130	12	8027N	7644N
AB120							
L6 3.6L 220cid	1965-63	Std. Unit	DR	63	12	7122N	
L6 3.6L 3608cc 220cid	1964	Std. Unit	DR	63	12	7122N	
AB1200							
L6 3.6L 3608cc 220cid	1965	Std. Unit	DR	63	12	7122N	
AB140							
L6 3.6L 3608cc 220cid	1965-63	Std. Unit	DR	63	12	7122N	
AB1400							
L6 3.6L 3608cc 220cid	1965	Std. Unit	DR	63	12	7122N	
All Models (By Engine)							
152, 266, 304, 345, 391	1971-69	25SI Alternator	DR	75	12	7255N	8066N
152, 266, 304, 345, 391	1970-69	10DN Alternator	DR	63	12	7122N	
152, 266, 304, 345, 391	1970-63	10DN Alternator	DR	63	12	7122N	
152, 266, 304, 345, 391	1968-63	10DN Alternator	DR	63	12	7122N	
152, 266, 304, 345, 391	1962-57	w/Generator	DR	30	12	9005R	
152, 266, 304, 345, 391	1971	10SI Alternator	DR	63	12	7127-12N	7294-12N
152, 266, 304, 345, 391		27SI Alternator	DR	80	12	7138N	7850N
152, 266, 304, 345, 391		27SI Delco	DR	80	12	7138N	7850N
BD-220 / BD-240 / BD-264	1962-57	w/Generator	DR	30	12	9005R	
BD-220 / BD-240 / BD-264	1956-54	Delco Gen. (Opt.)	DR	30	12	9005R	
BD-220 / BD-240 / BD-264		Delco Gen. (Opt.)	DR	45	6	9205R	
BD-220 / BD-240 / BD-264		Delco Gen. (Std.)	DR	30	12	9005R	
BD-269	1955-54	Delco Gen. (Std.)	DR	30	12	9005R	
BD-282 / BD-308	1968-63	10DN Alternator	DR	63	12	7122N	

ALTERNATORS

ALTERNATORS AND GENERATORS

ENGINE	YEAR	APPLICATION	Mfg	Amp	Volt	PART NO.	OPT. NO.
International (Cont'd)							
All Models (By Engine) (Cont'd)							
BD-282 / BD-308	1962-57	w/Generator	DR	30	12	9005R	
BD-282 / BD-308	1956	w/Generator	DR	30	12	9005R	
BD-282 / BD-308	1955	w/Generator	DR	30	12	9005R	
BG-241 / BG-265	1970-67	10DN - 32 Amp Alternator	DR	63	12	7122N	
BG-241 / BG-265		10DN - 37 Amp Alternator	DR	63	12	7122N	
BG-241 / BG-265		25SI Alternator	DR	75	12	7255N	8066N
C-160, C-175, C-180	1971-69	10DN Alternator	DR	63	12	7122N	
C-160, C-175, C-180		25SI Alternator	DR	75	12	7255N	8066N
C-160, C-175, C-180		27SI Alternator	DR	80	12	7138N	7850N
C-160, C-175, C-180	1968-63	10DN Alternator	DR	63	12	7122N	
C-160, C-175, C-180	1971	27SI Delco	DR	80	12	7138N	7850N
Caterpillar 3406	1970-69	10DN Alternator	DR	63	12	7122N	
Caterpillar 3406		25SI Alternator	DR	75	12	7255N	8066N
Cummins HB, HRB, HRF		25SI Alternator	DR	75	12	7255N	8066N
Cummins HB, HRB, HRF	1970-63	10DN Alternator	DR	63	12	7122N	
Cummins HB, HRB, HRF	1968-63	10DN Alternator	DR	63	12	7122N	
Cummins HB, HRB, HRF	1962-57	Std. Unit	DR	30	12	9005R	
Cummins NH,NT,NRO,NTO	1971-69	10DN Alternator	DR	63	12	7122N	
Cummins NH,NT,NRO,NTO		25SI Alternator	DR	75	12	7255N	8066N
Cummins NH,NT,NRO,NTO		27SI Alternator	DR	80	12	7138N	7850N
Cummins NH,NT,NRO,NTO	1968-63	10DN Alternator	DR	63	12	7122N	
Cummins NH,NT,NRO,NTO	1962-57	w/Generator	DR	30	12	9005R	
Cummins NH,NT,NRO,NTO	1971	27SI Delco	DR	80	12	7138N	7850N
Cummins Super 250	1970-69	10DN Alternator	DR	63	12	7122N	
Cummins Super 250		25SI Alternator	DR	75	12	7255N	8066N
Cummins V6-195E	1968-65	10DN Alternator	DR	63	12	7122N	
Cummins V6-200	1964-63	10DN Alternator	DR	63	12	7122N	
Cummins V-903	1970-69	10DN Alternator	DR	63	12	7122N	
Cummins V-903		25SI Alternator	DR	75	12	7255N	8066N
D-301 / D-354	1968-63	10DN Alternator	DR	63	12	7122N	
DD 12V-71	1970-69	10DN Alternator	DR	63	12	7122N	
DD 12V-71		25SI Alternator	DR	75	12	7255N	8066N
DD 4-53	1968-63	10DN Alternator	DR	63	12	7122N	
DD 6177N	1968-65	10DN Alternator	DR	63	12	7122N	
DD 6-71 / 6V-71	1970-69	25SI Alternator	DR	75	12	7255N	8066N
DD 6-71 / 6V-71	1970-63	10DN Alternator	DR	63	12	7122N	
DD 6-71 / 6V-71	1968-63	10DN Alternator	DR	63	12	7122N	
DD 6V-53		10DN Alternator	DR	63	12	7122N	
DD 8-71 / 8V-71 / 8V-92	1970-69	25SI Alternator	DR	75	12	7255N	8066N
DD 8-71 / 8V-71 / 8V-92	1970-63	10DN Alternator	DR	63	12	7122N	
DD 8-71 / 8V-71 / 8V-92	1968-63	10DN Alternator	DR	63	12	7122N	
IHC DV-462 / 550	1970-69	25SI Alternator	DR	75	12	7255N	8066N
IHC DV-462 / 550	1970-65	10DN Alternator	DR	63	12	7122N	
IHC DV-462 / 550	1968-65	10DN Alternator	DR	63	12	7122N	
IHC DVT-573	1970-69	25SI Alternator	DR	75	12	7255N	8066N
IHC DVT-573	1970-65	10DN Alternator	DR	63	12	7122N	
IHC DVT-573	1968-65	10DN Alternator	DR	63	12	7122N	
IHC RD-372	1968-63	10DN Alternator	DR	63	12	7122N	
IHC RD-372	1962-56	Opt. - 1958-56	DR	30	12	9005R	
IHC RD-372		Std. Unit	DR	45	6	9205R	
IHC RD-372	1955-54	Std. 12V	DR	30	12	9005R	
IHC RD-372		Std. 6V	DR	45	6	9205R	
IHC RD-406	1970-69	25SI Alternator	DR	75	12	7255N	8066N
IHC RD-406	1970-63	10DN Alternator	DR	63	12	7122N	
IHC RD-406	1968-63	10DN Alternator	DR	63	12	7122N	
IHC RD-450 / 501	1970-69	25SI Alternator	DR	75	12	7255N	8066N
IHC RD-450 / 501	1970-63	10DN Alternator	DR	63	12	7122N	
IHC RD-450 / 501	1968-63	10DN Alternator	DR	63	12	7122N	
IHC RD-450 / 501	1962-58	w/Generator	DR	30	12	9005R	
JBS-100 / 600, JT6B	1968-63	10DN Alternator	DR	63	12	7122N	
V-401 / 461 / 478 / 549	1971-69	25SI Alternator	DR	75	12	7255N	8066N
V-401 / 461 / 478 / 549	1970-69	10DN Alternator	DR	63	12	7122N	
V-401 / 461 / 478 / 549	1970-63	10DN Alternator	DR	63	12	7122N	
V-401 / 461 / 478 / 549	1968-63	10DN Alternator	DR	63	12	7122N	
V-401 / 461 / 478 / 549	1958-56	12 Volt Generator	DR	30	12	9005R	
V-401 / 461 / 478 / 549		6 Volt Generator	DR	45	6	9205R	

ALTERNATORS AND GENERATORS

ENGINE	YEAR	APPLICATION	Mfg	Amp	Volt	PART NO.	OPT. NO.
International (Cont'd)							
All Models (By Engine) (Cont'd)							
V-401 / 461 / 478 / 549	1971	10SI Alternator	DR	63	12	7127-12N	7294-12N
V-401 / 461 / 478 / 549		27SI Alternator	DR	80	12	7138N	7850N
V-401 / 461 / 478 / 549		27SI Delco	DR	80	12	7138N	7850N
V8-235 / V8-265 / V8-350	1968-63	10DN Alternator	DR	63	12	7122N	
AM120							
L6 3.6L 3608cc 220cid	1965-63	Std. Unit	DR	63	12	7122N	
AM130							
L6 3.6L 3608cc 220cid	1965-63	Std. Unit	DR	63	12	7122N	
AM150							
L6 3.6L 3608cc 220cid	1964-63	Std. Unit	DR	63	12	7122N	
C900							
L4 2.5L 2491cc 152cid	1964	Std. 10DN Alt.	DR	63	12	7122N	
Cargostar							
8 Cyl. 6.4L 392cid	1982-81	Leece Neville 2500JB, 90 Amp	LN	130	12	7612N	7613N
8 Cyl. 6.4L 392cid		Leece Neville 2600JB, 105 Amp	LN	130	12	7612N	7613N
Caterpillar 1145 / 1150 / 1160	1979-75	10SI 2-Prong Plug	DR	63	12	7127-12N	7294-12N
Caterpillar 1145 / 1150 / 1160		27SI Alternator	DR	80	12	7138N	7850N
Caterpillar 1145 / 1150 / 1160		27SI Delco	DR	80	12	7138N	7850N
Caterpillar 1145 / 1150 / 1160		Bosch Replacement Unit, 160 Amp, 3 Mounting Ears	BO	160	12	12490N	12715N
Caterpillar 1145 / 1150 / 1160		Bosch Replacement Unit, 200 Amp	BO	200	12	12715N	
Caterpillar 1145 / 1150 / 1160		Leece Neville 2500JB, 90 Amp	LN	130	12	7612N	7613N
Caterpillar 1145 / 1150 / 1160		Leece Neville 2600JB, 105 Amp	LN	130	12	7612N	7613N
Caterpillar 1145 / 1150 / 1160		Motorola 8LHA, 130 Amp, Std. Regulator	LN	160	12	8329N	
Caterpillar 1145 / 1150 / 1160	1974-72	10DN Ext. Regulator	DR	63	12	7122N	
Caterpillar 1145 / 1150 / 1160		10SI 2-Prong Plug	DR	63	12	7127-12N	7294-12N
Caterpillar 1145 / 1150 / 1160		27SI Alternator	DR	80	12	7138N	7850N
Caterpillar 1145 / 1150 / 1160		27SI Delco	DR	80	12	7138N	7850N
Caterpillar 3208	1984-81	25SI Alternator	DR	75	12	7255N	8066N
Caterpillar 3208	1984-75	27SI Alternator	DR	80	12	7138N	7850N
Caterpillar 3208		27SI Delco	DR	80	12	7138N	7850N
Caterpillar 3208		Bosch Replacement Unit, 160 Amp, 3 Mounting Ears	BO	160	12	12490N	12715N
Caterpillar 3208		Bosch Replacement Unit, 200 Amp	BO	200	12	12715N	
Caterpillar 3208		Leece Neville 2500JB, 90 Amp	LN	130	12	7612N	7613N
Caterpillar 3208		Leece Neville 2600JB, 105 Amp	LN	130	12	7612N	7613N
Caterpillar 3208	1983-80	25SI Alternator	DR	75	12	7255N	8066N
Caterpillar 3208	1979-75	10SI 2-Prong Plug	DR	63	12	7127-12N	7294-12N
Caterpillar 3208		Motorola 8LHA, 130 Amp, Std. Regulator	LN	160	12	8329N	
Cummins D-354	1974-72	10DN Ext. Regulator	DR	63	12	7122N	
Cummins D-354		10SI 2-Prong Plug	DR	63	12	7127-12N	7294-12N
Cummins D-354		27SI Alternator	DR	80	12	7138N	7850N
Cummins D-354		27SI Delco	DR	80	12	7138N	7850N
Cummins V-555	1979-75	10SI 2-Prong Plug	DR	63	12	7127-12N	7294-12N
Cummins V-555		27SI Alternator	DR	80	12	7138N	7850N
Cummins V-555		27SI Delco	DR	80	12	7138N	7850N
Cummins V-555		Bosch Replacement Unit, 160 Amp, 3 Mounting Ears	BO	160	12	12490N	12715N
Cummins V-555		Bosch Replacement Unit, 200 Amp	BO	200	12	12715N	
Cummins V-555		Leece Neville 2500JB, 90 Amp	LN	130	12	7612N	7613N
Cummins V-555		Leece Neville 2600JB, 105 Amp	LN	130	12	7612N	7613N
Cummins V-555		Motorola 8LHA, 130 Amp, Std. Regulator	LN	160	12	8329N	
Cummins V-555	1974-72	10DN Ext. Regulator	DR	63	12	7122N	
Cummins V-555		10SI 2-Prong Plug	DR	63	12	7127-12N	7294-12N

ALTERNATORS

ALTERNATORS AND GENERATORS

ENGINE	YEAR	APPLICATION	Mfg	Amp	Volt	PART NO.	OPT. NO.
International (Cont'd)							
Cargostar (Cont'd)							
Cummins V-555	1974-72	27SI Alternator	DR	80	12	7138N	7850N
Cummins V-555		27SI Delco	DR	80	12	7138N	7850N
Cummins V8-210	1979-75	10SI 2-Prong Plug	DR	63	12	7127-12N	7294-12N
Cummins V8-210		27SI Alternator	DR	80	12	7138N	7850N
Cummins V8-210		27SI Delco	DR	80	12	7138N	7850N
Cummins V8-210		Bosch Replacement Unit, 160 Amp, 3 Mounting Ears	BO	160	12	12490N	12715N
Cummins V8-210		Bosch Replacement Unit, 200 Amp	BO	200	12	12715N	
Cummins V8-210		Leece Neville 2500JB, 90 Amp	LN	130	12	7612N	7613N
Cummins V8-210		Leece Neville 2600JB, 105 Amp	LN	130	12	7612N	7613N
Cummins V8-210		Motorola 8LHA, 130 Amp, Std. Regulator	LN	160	12	8329N	
Cummins V8-210	1974-72	10DN Ext. Regulator	DR	63	12	7122N	
Cummins V8-210		10SI 2-Prong Plug	DR	63	12	7127-12N	7294-12N
Cummins V8-210		27SI Alternator	DR	80	12	7138N	7850N
Cummins V8-210		27SI Delco	DR	80	12	7138N	7850N
DD 6V-53	1979-77	10SI 2-Prong Plug	DR	63	12	7127-12N	7294-12N
DD 6V-53		27SI Alternator	DR	80	12	7138N	7850N
DD 6V-53		27SI Delco	DR	80	12	7138N	7850N
DD 6V-53		Bosch Replacement Unit, 160 Amp, 3 Mounting Ears	BO	160	12	12490N	12715N
DD 6V-53		Bosch Replacement Unit, 200 Amp	BO	200	12	12715N	
DD 6V-53		Leece Neville 2500JB, 90 Amp	LN	130	12	7612N	7613N
DD 6V-53		Leece Neville 2600JB, 105 Amp	LN	130	12	7612N	7613N
DD 6V-53		Motorola 8LHA, 130 Amp, Std. Regulator	LN	160	12	8329N	
DD DT-466	1987-77	Bosch Replacement Unit, 160 Amp, 3 Mounting Ears	BO	160	12	12490N	12715N
DD DT-466		Leece Neville 2500JB, 90 Amp	LN	130	12	7612N	7613N
DD DT-466		Leece Neville 2600JB, 105 Amp	LN	130	12	7612N	7613N
DD DT-466		Motorola 8LHA, 130 Amp, Std. Regulator	LN	160	12	8329N	
DD DT-466	1979-77	10SI 2-Prong Plug	DR	63	12	7127-12N	7294-12N
DD DT-466		27SI Alternator	DR	80	12	7138N	7850N
DD DT-466		27SI Delco	DR	80	12	7138N	7850N
DD DT-466		Bosch Replacement Unit, 200 Amp	BO	200	12	12715N	
DD DT-466	1987	25SI Alternator	DR	75	12	7255N	8066N
DD DT-466		27SI Delco, 65 Amp, 1st Production	DR	80	12	7138N	7850N
DD DT-466		27SI Delco, 65 Amp, 2nd Production	DR	80	12	7138N	7850N
DD DT-466		27SI Delco, 80 Amp	DR	80	12	7138N	7850N
IHC 6.9L		25SI Alternator	DR	75	12	7255N	8066N
IHC 6.9L		27SI Delco, 65 Amp, 1st Production	DR	80	12	7138N	7850N
IHC 6.9L		27SI Delco, 65 Amp, 2nd Production	DR	80	12	7138N	7850N
IHC 6.9L		27SI Delco, 80 Amp	DR	80	12	7138N	7850N
IHC 6.9L		Bosch Replacement Unit, 160 Amp, 3 Mounting Ears	BO	160	12	12490N	12715N
IHC 6.9L		Leece Neville 2500JB, 90 Amp	LN	130	12	7612N	7613N
IHC 6.9L		Leece Neville 2600JB, 105 Amp	LN	130	12	7612N	7613N
IHC 6.9L		Motorola 8LHA, 130 Amp, Std. Regulator	LN	160	12	8329N	
IHC 9.0L		25SI Alternator	DR	75	12	7255N	8066N
IHC 9.0L		27SI Delco, 65 Amp, 1st Production	DR	80	12	7138N	7850N
IHC 9.0L		27SI Delco, 65 Amp, 2nd Production	DR	80	12	7138N	7850N
IHC 9.0L		27SI Delco, 80 Amp	DR	80	12	7138N	7850N
IHC 9.0L		Bosch Replacement Unit, 160 Amp, 3 Mounting Ears	BO	160	12	12490N	12715N
IHC 9.0L		Leece Neville 2500JB, 90 Amp	LN	130	12	7612N	7613N
IHC 9.0L		Leece Neville 2600JB, 105 Amp	LN	130	12	7612N	7613N
IHC 9.0L		Motorola 8LHA, 130 Amp, Std. Regulator	LN	160	12	8329N	
IHC D-170 / D-190	1979-75	10SI 2-Prong Plug	DR	63	12	7127-12N	7294-12N
IHC D-170 / D-190		27SI Alternator	DR	80	12	7138N	7850N
IHC D-170 / D-190		27SI Delco	DR	80	12	7138N	7850N
IHC D-170 / D-190		Bosch Replacement Unit, 160 Amp, 3 Mounting Ears	BO	160	12	12490N	12715N
IHC D-170 / D-190		Bosch Replacement Unit, 200 Amp	BO	200	12	12715N	
IHC D-170 / D-190		Leece Neville 2500JB, 90 Amp	LN	130	12	7612N	7613N
IHC D-170 / D-190		Leece Neville 2600JB, 105 Amp	LN	130	12	7612N	7613N
IHC D-170 / D-190		Motorola 8LHA, 130 Amp, Std. Regulator	LN	160	12	8329N	
IHC DV-462 / 550	1976-75	10SI 2-Prong Plug	DR	63	12	7127-12N	7294-12N
IHC DV-462 / 550		27SI Alternator	DR	80	12	7138N	7850N
IHC DV-462 / 550		27SI Delco	DR	80	12	7138N	7850N
IHC DV-462 / 550		Bosch Replacement Unit, 160 Amp, 3 Mounting Ears	BO	160	12	12490N	12715N
IHC DV-462 / 550		Bosch Replacement Unit, 200 Amp	BO	200	12	12715N	
IHC DV-462 / 550		Leece Neville 2500JB, 90 Amp	LN	130	12	7612N	7613N
IHC DV-462 / 550		Leece Neville 2600JB, 105 Amp	LN	130	12	7612N	7613N
IHC DV-462 / 550		Motorola 8LHA, 130 Amp, Std. Regulator	LN	160	12	8329N	

ALTERNATORS AND GENERATORS

ENGINE	YEAR	APPLICATION	Mfg	Amp	Volt	PART NO.	OPT. NO.
International (Cont'd)							
Cargostar (Cont'd)							
IHC DV-462 / 550	1974-72	10DN Ext. Regulator	DR	63	12	7122N	
IHC DV-462 / 550		10SI 2-Prong Plug	DR	63	12	7127-12N	7294-12N
IHC DV-462 / 550		27SI Alternator	DR	80	12	7138N	7850N
IHC DV-462 / 550		27SI Delco	DR	80	12	7138N	7850N
IHC MV8-404 / 446	1979-77	10SI 2-Prong Plug	DR	63	12	7127-12N	7294-12N
IHC MV8-404 / 446		27SI Alternator	DR	80	12	7138N	7850N
IHC MV8-404 / 446		27SI Delco	DR	80	12	7138N	7850N
IHC MV8-404 / 446		Bosch Replacement Unit, 160 Amp, 3 Mounting Ears	BO	160	12	12490N	12715N
IHC MV8-404 / 446		Bosch Replacement Unit, 200 Amp	BO	200	12	12715N	
IHC MV8-404 / 446		Leece Neville 2500JB, 90 Amp	LN	130	12	7612N	7613N
IHC MV8-404 / 446		Leece Neville 2600JB, 105 Amp	LN	130	12	7612N	7613N
IHC MV8-404 / 446		Motorola 8LHA, 130 Amp, Std. Regulator	LN	160	12	8329N	
IHC RD-406 / 450 / 501	1979-75	10SI 2-Prong Plug	DR	63	12	7127-12N	7294-12N
IHC RD-406 / 450 / 501		27SI Alternator	DR	80	12	7138N	7850N
IHC RD-406 / 450 / 501		27SI Delco	DR	80	12	7138N	7850N
IHC RD-406 / 450 / 501		Bosch Replacement Unit, 160 Amp, 3 Mounting Ears	BO	160	12	12490N	12715N
IHC RD-406 / 450 / 501		Bosch Replacement Unit, 200 Amp	BO	200	12	12715N	
IHC RD-406 / 450 / 501		Leece Neville 2500JB, 90 Amp	LN	130	12	7612N	7613N
IHC RD-406 / 450 / 501		Leece Neville 2600JB, 105 Amp	LN	130	12	7612N	7613N
IHC RD-406 / 450 / 501		Motorola 8LHA, 130 Amp, Std. Regulator	LN	160	12	8329N	
IHC V-304 / 345 / 392		10SI 2-Prong Plug	DR	63	12	7127-12N	7294-12N
IHC V-304 / 345 / 392		27SI Alternator	DR	80	12	7138N	7850N
IHC V-304 / 345 / 392		27SI Delco	DR	80	12	7138N	7850N
IHC V-304 / 345 / 392		Bosch Replacement Unit, 160 Amp, 3 Mounting Ears	BO	160	12	12490N	12715N
IHC V-304 / 345 / 392		Bosch Replacement Unit, 200 Amp	BO	200	12	12715N	
IHC V-304 / 345 / 392		Leece Neville 2500JB, 90 Amp	LN	130	12	7612N	7613N
IHC V-304 / 345 / 392		Leece Neville 2600JB, 105 Amp	LN	130	12	7612N	7613N
IHC V-304 / 345 / 392		Motorola 8LHA, 130 Amp, Std. Regulator	LN	160	12	8329N	
IHC V-304 / 345 / 392	1974-72	10DN Ext. Regulator	DR	63	12	7122N	
IHC V-304 / 345 / 392		10SI 2-Prong Plug	DR	63	12	7127-12N	7294-12N
IHC V-304 / 345 / 392		27SI Alternator	DR	80	12	7138N	7850N
IHC V-304 / 345 / 392		27SI Delco	DR	80	12	7138N	7850N
IHC V-304 / 345 / 392	1979-77	10SI 2-Prong Plug	DR	63	12	7127-12N	7294-12N
IHC V-304 / 345 / 392		27SI Alternator	DR	80	12	7138N	7850N
IHC V-304 / 345 / 392		27SI Delco	DR	80	12	7138N	7850N
IHC V-304 / 345 / 392		Bosch Replacement Unit, 160 Amp, 3 Mounting Ears	BO	160	12	12490N	12715N
IHC V-304 / 345 / 392		Bosch Replacement Unit, 200 Amp	BO	200	12	12715N	
IHC V-304 / 345 / 392		Leece Neville 2500JB, 90 Amp	LN	130	12	7612N	7613N
IHC V-304 / 345 / 392		Leece Neville 2600JB, 105 Amp	LN	130	12	7612N	7613N
IHC V-304 / 345 / 392		Motorola 8LHA, 130 Amp, Std. Regulator	LN	160	12	8329N	
IHC VS-401 / 478 / 549	1979-75	10SI 2-Prong Plug	DR	63	12	7127-12N	7294-12N
IHC VS-401 / 478 / 549		27SI Alternator	DR	80	12	7138N	7850N
IHC VS-401 / 478 / 549		27SI Delco	DR	80	12	7138N	7850N
IHC VS-401 / 478 / 549		Bosch Replacement Unit, 160 Amp, 3 Mounting Ears	BO	160	12	12490N	12715N
IHC VS-401 / 478 / 549		Bosch Replacement Unit, 200 Amp	BO	200	12	12715N	
IHC VS-401 / 478 / 549		Leece Neville 2500JB, 90 Amp	LN	130	12	7612N	7613N
IHC VS-401 / 478 / 549		Leece Neville 2600JB, 105 Amp	LN	130	12	7612N	7613N
IHC VS-401 / 478 / 549		Motorola 8LHA, 130 Amp, Std. Regulator	LN	160	12	8329N	
IHC VS-401 / 478 / 549	1974-72	10DN Ext. Regulator	DR	63	12	7122N	
IHC VS-401 / 478 / 549		10SI 2-Prong Plug	DR	63	12	7127-12N	7294-12N
IHC VS-401 / 478 / 549		27SI Alternator	DR	80	12	7138N	7850N
IHC VS-401 / 478 / 549		27SI Delco	DR	80	12	7138N	7850N
IHC VS-401 / 478 / 549	1986-84	27SI Delco, 80 Amp	DR	80	12	7138N	7850N
L6 7.6L 466cid		DD DT-466, Motorola 8LHA, 130 Amp, Std. Regulator	LN	160	12	8329N	
L6 7.6L 466cid		DD DT-466, 25SI Delco, OE# 1117241 / 1117242	DR	75	12	7255N	8066N
L6 7.6L 466cid	1986-80	DD DT-466, 27SI Delco, 65 Amp	DR	80	12	7138N	7850N
L6 7.6L 466cid		DD DT-466, Bosch Replacement Unit, 160 Amp, 3 Mounting Ears	BO	160	12	12490N	12715N
L6 7.6L 466cid		DD DT-466, Leece Neville 2500JB, 90 Amp	LN	130	12	7612N	7613N
L6 7.6L 466cid		DD DT-466, Leece Neville 2600JB, 105 Amp	LN	130	12	7612N	7613N
L6 7.6L 466cid		IHC DT-466, Bosch Replacement Unit, 200 Amp	BO	200	12	12715N	
L6 7.6L 466cid	1980	DD DT-466, 27SI Delco, 80 Amp	DR	80	12	7138N	7850N
L6 9.0L 551cid		25SI Delco, OE# 1117241 / 1117242	DR	75	12	7255N	8066N
L6 9.0L 551cid	1986-81	27SI Delco, 65 Amp	DR	80	12	7138N	7850N
L6 9.0L 551cid		27SI Delco, 80 Amp	DR	80	12	7138N	7850N
L6 9.0L 551cid		Bosch Replacement Unit, 160 Amp, 3 Mounting Ears	BO	160	12	12490N	12715N

ALTERNATORS

ALTERNATORS AND GENERATORS

ENGINE	YEAR	APPLICATION	Mfg	Amp	Volt	PART NO.	OPT. NO.
International (Cont'd)							
Cargostar (Cont'd)							
L6 9.0L 551cid	1986-81	Bosch Replacement Unit, 200 Amp	BO	200	12	12715N	
L6 9.0L 551cid		Leece Neville 2500JB, 90 Amp	LN	130	12	7612N	7613N
L6 9.0L 551cid		Leece Neville 2600JB, 105 Amp	LN	130	12	7612N	7613N
L6 9.0L 551cid		Motorola 8LHA, 130 Amp, Std. Regulator	LN	160	12	8329N	
V8 5.7L 345cid	1984-80	25SI Delco, OE# 1117241 / 1117242	DR	75	12	7255N	8066N
V8 5.7L 345cid		27SI Delco, 65 Amp	DR	80	12	7138N	7850N
V8 5.7L 345cid		27SI Delco, 80 Amp	DR	80	12	7138N	7850N
V8 5.7L 345cid		Bosch Replacement Unit, 160 Amp, 3 Mounting Ears	BO	160	12	12490N	12715N
V8 5.7L 345cid		Bosch Replacement Unit, 200 Amp	BO	200	12	12715N	
V8 5.7L 345cid		Leece Neville 2500JB, 90 Amp	LN	130	12	7612N	7613N
V8 5.7L 345cid		Leece Neville 2600JB, 105 Amp	LN	130	12	7612N	7613N
V8 5.7L 345cid		Motorola 8LHA, 130 Amp, Std. Regulator	LN	160	12	8329N	
V8 6.4L 392cid		25SI Delco, OE# 1117241 / 1117242	DR	75	12	7255N	8066N
V8 6.4L 392cid		27SI Delco, 65 Amp	DR	80	12	7138N	7850N
V8 6.4L 392cid		27SI Delco, 80 Amp	DR	80	12	7138N	7850N
V8 6.4L 392cid		Bosch Replacement Unit, 160 Amp, 3 Mounting Ears	BO	160	12	12490N	12715N
V8 6.4L 392cid		Bosch Replacement Unit, 200 Amp	BO	200	12	12715N	
V8 6.4L 392cid		Leece Neville 2500JB, 90 Amp	LN	130	12	7612N	7613N
V8 6.4L 392cid		Leece Neville 2600JB, 105 Amp	LN	130	12	7612N	7613N
V8 6.4L 392cid		Motorola 8LHA, 130 Amp, Std. Regulator	LN	160	12	8329N	
V8 6.6L 404cid	1980	25SI Delco, OE# 1117241 / 1117242	DR	75	12	7255N	8066N
V8 6.6L 404cid		27SI Delco, 65 Amp	DR	80	12	7138N	7850N
V8 6.6L 404cid		27SI Delco, 80 Amp	DR	80	12	7138N	7850N
V8 6.6L 404cid		Bosch Replacement Unit, 160 Amp, 3 Mounting Ears	BO	160	12	12490N	12715N
V8 6.6L 404cid		Bosch Replacement Unit, 200 Amp	BO	200	12	12715N	
V8 6.6L 404cid		Leece Neville 2500JB, 90 Amp	LN	130	12	7612N	7613N
V8 6.6L 404cid		Leece Neville 2600JB, 105 Amp	LN	130	12	7612N	7613N
V8 6.6L 404cid		Motorola 8LHA, 130 Amp, Std. Regulator	LN	160	12	8329N	
V8 6.8L 420cid	1986-85	Motorola 8LHA, 130 Amp, Std. Regulator	LN	160	12	8329N	
V8 6.8L 420cid	1986-84	25SI Delco, OE# 1117241 / 1117242	DR	75	12	7255N	8066N
V8 6.8L 420cid		27SI Delco, 65 Amp	DR	80	12	7138N	7850N
V8 6.8L 420cid		27SI Delco, 80 Amp	DR	80	12	7138N	7850N
V8 6.8L 420cid		Bosch Replacement Unit, 160 Amp, 3 Mounting Ears	BO	160	12	12490N	12715N
V8 6.8L 420cid		Bosch Replacement Unit, 200 Amp	BO	200	12	12715N	
V8 6.8L 420cid		Leece Neville 2500JB, 90 Amp	LN	130	12	7612N	7613N
V8 6.8L 420cid		Leece Neville 2600JB, 105 Amp	LN	130	12	7612N	7613N
V8 7.3L 446cid	1980	25SI Delco, OE# 1117241 / 1117242	DR	75	12	7255N	8066N
V8 7.3L 446cid		27SI Delco, 65 Amp	DR	80	12	7138N	7850N
V8 7.3L 446cid		27SI Delco, 80 Amp	DR	80	12	7138N	7850N
V8 7.3L 446cid		Bosch Replacement Unit, 160 Amp, 3 Mounting Ears	BO	160	12	12490N	12715N
V8 7.3L 446cid		Bosch Replacement Unit, 200 Amp	BO	200	12	12715N	
V8 7.3L 446cid		Leece Neville 2500JB, 90 Amp	LN	130	12	7612N	7613N
V8 7.3L 446cid		Leece Neville 2600JB, 105 Amp	LN	130	12	7612N	7613N
V8 7.3L 446cid		Motorola 8LHA, 130 Amp, Std. Regulator	LN	160	12	8329N	
V8 8.8L 537cid		IHC V-537, 25SI Delco, OE# 1117241 / 1117242	DR	75	12	7255N	8066N
V8 8.8L 537cid		IHC V-537, 27SI Delco, 65 Amp	DR	80	12	7138N	7850N
V8 8.8L 537cid		IHC V-537, 27SI Delco, 80 Amp	DR	80	12	7138N	7850N
V8 8.8L 537cid		IHC V-537, Bosch Replacement Unit, 160 Amp, 3 Mounting Ears	BO	160	12	12490N	12715N
V8 8.8L 537cid		IHC V-537, Bosch Replacement Unit, 200 Amp	BO	200	12	12715N	
V8 8.8L 537cid		IHC V-537, Leece Neville 2500JB, 90 Amp	LN	130	12	7612N	7613N
V8 8.8L 537cid		IHC V-537, Leece Neville 2600JB, 105 Amp	LN	130	12	7612N	7613N
V8 8.8L 537cid		IHC V-537, Motorola 8LHA, 130 Amp, Std. Regulator	LN	160	12	8329N	
CM110							
L4 2.5L 2491cc 152cid	1965-63	Std. 10DN Alt.	DR	63	12	7122N	
L6 3.6L 3608cc 220cid		Std. Unit	DR	63	12	7122N	
CM75							
L4 2.5L 2491cc 152cid	1965-63	Std. 10DN Alt.	DR	63	12	7122N	
L6 3.6L 3608cc 220cid		Std. Unit	DR	63	12	7122N	
CM80							
L4 2.5L 2491cc 152cid	1965-63	Std. 10DN Alt.	DR	63	12	7122N	
L6 3.6L 3608cc 220cid		Std. Unit	DR	63	12	7122N	
D300							
V8 4.4L 266cid	1965	Std. 10DN Alt.	DR	63	12	7122N	

ALTERNATORS AND GENERATORS

ENGINE	YEAR	APPLICATION	Mfg	Amp	Volt	PART NO.	OPT. NO.
International (Cont'd)							
D900							
L4 2.5L 2491cc 152cid	1965	Std. 10DN Alt.	DR	63	12	7122N	
DM10							
L6 3.8L 3802cc 232cid	1972	Delco Unit, Opt. 10SI Alt	DR	63	12	7127-12N	7294-12N
L6 3.8L 3802cc 232cid		Delco Unit, Std. 10SI Alt	DR	63	12	7127-12N	7294-12N
L6 4.2L 258cid		Delco Unit, Opt. 10SI Alt	DR	63	12	7127-12N	7294-12N
L6 4.2L 258cid		Delco Unit, Std. 10SI Alt	DR	63	12	7127-12N	7294-12N
L6 4.2L 4228cc 258cid		Delco Unit, Opt. 10SI Alt	DR	63	12	7127-12N	7294-12N
L6 4.2L 4228cc 258cid		Delco Unit, Std. 10SI Alt	DR	63	12	7127-12N	7294-12N
L6 4.2L 4229cc 258cid		Delco Unit, Opt. 10SI Alt	DR	63	12	7127-12N	7294-12N
L6 4.2L 4229cc 258cid		Delco Unit, Std. 10SI Alt	DR	63	12	7127-12N	7294-12N
V8 5.0L 304cid		Delco Unit, Opt. 10SI Alt	DR	63	12	7127-12N	7294-12N
V8 5.0L 304cid		Delco Unit, Std. 10SI Alt	DR	63	12	7127-12N	7294-12N
V8 5.0L 4982cc 304cid		Delco Unit, Opt. 10SI Alt	DR	63	12	7127-12N	7294-12N
V8 5.0L 4982cc 304cid		Delco Unit, Std. 10SI Alt	DR	63	12	7127-12N	7294-12N
V8 5.0L 4983cc 304cid		Delco Unit, Opt. 10SI Alt	DR	63	12	7127-12N	7294-12N
V8 5.0L 4983cc 304cid		Delco Unit, Std. 10SI Alt	DR	63	12	7127-12N	7294-12N
V8 6.4L 6424cc 392cid		Delco Unit, Opt. 10SI Alt	DR	63	12	7127-12N	7294-12N
V8 6.4L 6424cc 392cid		Delco Unit, Std. 10SI Alt	DR	63	12	7127-12N	7294-12N
Fleetstar							
Caterpillar 1160	1976-75	10SI Alternator	DR	63	12	7127-12N	7294-12N
Caterpillar 1160		25SI Alternator	DR	75	12	7255N	8066N
Caterpillar 1160		27SI Alternator	DR	80	12	7138N	7850N
Caterpillar 1160		27SI Delco	DR	80	12	7138N	7850N
Caterpillar 1160		Bosch Replacement Unit, 160 Amp, 3 Mounting Ears	BO	160	12	12490N	12715N
Caterpillar 1160		Bosch Replacement Unit, 200 Amp	BO	200	12	12715N	
Caterpillar 1160		Leece Neville 2500JB, 90 Amp	LN	130	12	7612N	7613N
Caterpillar 1160		Leece Neville 2600JB, 105 Amp	LN	130	12	7612N	7613N
Caterpillar 1160		Motorola 8LHA, 130 Amp, Std. Regulator	LN	160	12	8329N	
Caterpillar 1160	1976-71	10SI Alternator	DR	63	12	7127-12N	7294-12N
Caterpillar 1160	1974-71	10SI Alternator	DR	63	12	7127-12N	7294-12N
Caterpillar 1160		25SI Alternator	DR	75	12	7255N	8066N
Caterpillar 1160		27SI Alternator	DR	80	12	7138N	7850N
Caterpillar 1160		27SI Delco	DR	80	12	7138N	7850N
Caterpillar 3208	1979-77	10SI Alternator	DR	63	12	7127-12N	7294-12N
Caterpillar 3208		27SI Alternator	DR	80	12	7138N	7850N
Caterpillar 3208		27SI Delco	DR	80	12	7138N	7850N
Caterpillar 3208		Bosch Replacement Unit, 160 Amp, 3 Mounting Ears	BO	160	12	12490N	12715N
Caterpillar 3208		Bosch Replacement Unit, 200 Amp	BO	200	12	12715N	
Caterpillar 3208		Leece Neville 2500JB, 90 Amp	LN	130	12	7612N	7613N
Caterpillar 3208		Leece Neville 2600JB, 105 Amp	LN	130	12	7612N	7613N
Caterpillar 3208		Motorola 8LHA, 130 Amp, Std. Regulator	LN	160	12	8329N	
Caterpillar 3208	1978-77	25SI Alternator	DR	75	12	7255N	8066N
Caterpillar 3406	1979-77	10SI Alternator	DR	63	12	7127-12N	7294-12N
Caterpillar 3406		25SI Alternator	DR	75	12	7255N	8066N
Caterpillar 3406		27SI Alternator	DR	80	12	7138N	7850N
Caterpillar 3406		27SI Delco	DR	80	12	7138N	7850N
Caterpillar 3406		Bosch Replacement Unit, 160 Amp, 3 Mounting Ears	BO	160	12	12490N	12715N
Caterpillar 3406		Bosch Replacement Unit, 200 Amp	BO	200	12	12715N	
Caterpillar 3406		Leece Neville 2500JB, 90 Amp	LN	130	12	7612N	7613N
Caterpillar 3406		Leece Neville 2600JB, 105 Amp	LN	130	12	7612N	7613N
Caterpillar 3406		Motorola 8LHA, 130 Amp, Std. Regulator	LN	160	12	8329N	
Cummins Eng.	1974-71	10SI Alternator	DR	63	12	7127-12N	7294-12N
Cummins Eng.		25SI Alternator	DR	75	12	7255N	8066N
Cummins Eng.		27SI Alternator	DR	80	12	7138N	7850N
Cummins Eng.		27SI Delco	DR	80	12	7138N	7850N
Cummins NH,NT,PT, Super 250	1979-75	10SI Alternator	DR	63	12	7127-12N	7294-12N
Cummins NH,NT,PT, Super 250		27SI Alternator	DR	80	12	7138N	7850N
Cummins NH,NT,PT, Super 250		27SI Delco	DR	80	12	7138N	7850N
Cummins NH,NT,PT, Super 250		Bosch Replacement Unit, 160 Amp, 3 Mounting Ears	BO	160	12	12490N	12715N
Cummins NH,NT,PT, Super 250		Bosch Replacement Unit, 200 Amp	BO	200	12	12715N	

ALTERNATORS

ALTERNATORS AND GENERATORS

ENGINE	YEAR	APPLICATION	Mfg	Amp	Volt	PART NO.	OPT. NO.
International (Cont'd)							
Fleetstar (Cont'd)							
Cummins NH,NT,PT, Super 250		Leece Neville 2500JB, 90 Amp	LN	130	12	7612N	7613N
Cummins NH,NT,PT, Super 250		Leece Neville 2600JB, 105 Amp	LN	130	12	7612N	7613N
Cummins NH,NT,PT, Super 250		Motorola 8LHA, 130 Amp, Std. Regulator	LN	160	12	8329N	
Cummins NH,NT,PT, Super 250	1978-77	25SI Alternator	DR	75	12	7255N	8066N
Cummins NH,NT,PT, Super 250	1976-75	25SI Alternator	DR	75	12	7255N	8066N
DD 6-71N	1979-75	10SI Alternator	DR	63	12	7127-12N	7294-12N
DD 6-71N		27SI Alternator	DR	80	12	7138N	7850N
DD 6-71N		27SI Delco	DR	80	12	7138N	7850N
DD 6-71N		Bosch Replacement Unit, 160 Amp, 3 Mounting Ears	BO	160	12	12490N	12715N
DD 6-71N		Bosch Replacement Unit, 200 Amp	BO	200	12	12715N	
DD 6-71N		Leece Neville 2500JB, 90 Amp	LN	130	12	7612N	7613N
DD 6-71N		Leece Neville 2600JB, 105 Amp	LN	130	12	7612N	7613N
DD 6-71N		Motorola 8LHA, 130 Amp, Std. Regulator	LN	160	12	8329N	
DD 6-71N	1978-77	25SI Alternator	DR	75	12	7255N	8066N
DD 6-71N	1976-75	25SI Alternator	DR	75	12	7255N	8066N
DD 6V-53	1979-75	10SI Alternator	DR	63	12	7127-12N	7294-12N
DD 6V-53		27SI Alternator	DR	80	12	7138N	7850N
DD 6V-53		27SI Delco	DR	80	12	7138N	7850N
DD 6V-53		Bosch Replacement Unit, 160 Amp, 3 Mounting Ears	BO	160	12	12490N	12715N
DD 6V-53		Bosch Replacement Unit, 200 Amp	BO	200	12	12715N	
DD 6V-53		Leece Neville 2500JB, 90 Amp	LN	130	12	7612N	7613N
DD 6V-53		Leece Neville 2600JB, 105 Amp	LN	130	12	7612N	7613N
DD 6V-53		Motorola 8LHA, 130 Amp, Std. Regulator	LN	160	12	8329N	
DD 6V-53	1979-71	10SI Alternator	DR	63	12	7127-12N	7294-12N
DD 6V-53	1978-77	25SI Alternator	DR	75	12	7255N	8066N
DD 6V-53	1976-75	25SI Alternator	DR	75	12	7255N	8066N
DD 6V-53	1974-71	10SI Alternator	DR	63	12	7127-12N	7294-12N
DD 6V-53		25SI Alternator	DR	75	12	7255N	8066N
DD 6V-53		27SI Alternator	DR	80	12	7138N	7850N
DD 6V-53		27SI Delco	DR	80	12	7138N	7850N
DD 6V-71		10SI Alternator	DR	63	12	7127-12N	7294-12N
DD 6V-71		25SI Alternator	DR	75	12	7255N	8066N
DD 6V-71		27SI Alternator	DR	80	12	7138N	7850N
DD 6V-71		27SI Delco	DR	80	12	7138N	7850N
DD DT-466	1979-75	10SI Alternator	DR	63	12	7127-12N	7294-12N
DD DT-466		27SI Alternator	DR	80	12	7138N	7850N
DD DT-466		27SI Delco	DR	80	12	7138N	7850N
DD DT-466		Bosch Replacement Unit, 160 Amp, 3 Mounting Ears	BO	160	12	12490N	12715N
DD DT-466		Bosch Replacement Unit, 200 Amp	BO	200	12	12715N	
DD DT-466		Leece Neville 2500JB, 90 Amp	LN	130	12	7612N	7613N
DD DT-466		Leece Neville 2600JB, 105 Amp	LN	130	12	7612N	7613N
DD DT-466		Motorola 8LHA, 130 Amp, Std. Regulator	LN	160	12	8329N	
DD DT-466	1979-71	10SI Alternator	DR	63	12	7127-12N	7294-12N
DD DT-466	1978-77	25SI Alternator	DR	75	12	7255N	8066N
DD DT-466	1976-75	25SI Alternator	DR	75	12	7255N	8066N
DD DT-466	1974-71	10SI Alternator	DR	63	12	7127-12N	7294-12N
DD DT-466		25SI Alternator	DR	75	12	7255N	8066N
DD DT-466		27SI Alternator	DR	80	12	7138N	7850N
DD DT-466		27SI Delco	DR	80	12	7138N	7850N
IHC D-190	1979-77	10SI Alternator	DR	63	12	7127-12N	7294-12N
IHC D-190		27SI Alternator	DR	80	12	7138N	7850N
IHC D-190		27SI Delco	DR	80	12	7138N	7850N
IHC D-190		Bosch Replacement Unit, 160 Amp, 3 Mounting Ears	BO	160	12	12490N	12715N
IHC D-190		Bosch Replacement Unit, 200 Amp	BO	200	12	12715N	
IHC D-190		Leece Neville 2500JB, 90 Amp	LN	130	12	7612N	7613N
IHC D-190		Leece Neville 2600JB, 105 Amp	LN	130	12	7612N	7613N
IHC D-190		Motorola 8LHA, 130 Amp, Std. Regulator	LN	160	12	8329N	
IHC D-190	1978-77	25SI Alternator	DR	75	12	7255N	8066N
IHC DV-550	1979-75	10SI Alternator	DR	63	12	7127-12N	7294-12N
IHC DV-550		27SI Alternator	DR	80	12	7138N	7850N
IHC DV-550		27SI Delco	DR	80	12	7138N	7850N

ALTERNATORS

ALTERNATORS AND GENERATORS

ENGINE	YEAR	APPLICATION	Mfg	Amp	Volt	PART NO.	OPT. NO.
International (Cont'd)							
Fleetstar (Cont'd)							
IHC DV-550	1979-75	Bosch Replacement Unit, 160 Amp, 3 Mounting Ears	BO	160	12	12490N	12715N
IHC DV-550		Bosch Replacement Unit, 200 Amp	BO	200	12	12715N	
IHC DV-550		Leece Neville 2500JB, 90 Amp	LN	130	12	7612N	7613N
IHC DV-550		Leece Neville 2600JB, 105 Amp	LN	130	12	7612N	7613N
IHC DV-550		Motorola 8LHA, 130 Amp, Std. Regulator	LN	160	12	8329N	
IHC DV-550	1979-71	10SI Alternator	DR	63	12	7127-12N	7294-12N
IHC DV-550	1978-77	25SI Alternator	DR	75	12	7255N	8066N
IHC DV-550	1976-75	25SI Alternator	DR	75	12	7255N	8066N
IHC DV-550	1974-71	10SI Alternator	DR	63	12	7127-12N	7294-12N
IHC DV-550		25SI Alternator	DR	75	12	7255N	8066N
IHC DV-550		27SI Alternator	DR	80	12	7138N	7850N
IHC DV-550		27SI Delco	DR	80	12	7138N	7850N
IHC RD-406 / 450 / 501	1979-75	10SI Alternator	DR	63	12	7127-12N	7294-12N
IHC RD-406 / 450 / 501		27SI Alternator	DR	80	12	7138N	7850N
IHC RD-406 / 450 / 501		27SI Delco	DR	80	12	7138N	7850N
IHC RD-406 / 450 / 501		Bosch Replacement Unit, 160 Amp, 3 Mounting Ears	BO	160	12	12490N	12715N
IHC RD-406 / 450 / 501		Bosch Replacement Unit, 200 Amp	BO	200	12	12715N	
IHC RD-406 / 450 / 501		Leece Neville 2500JB, 90 Amp	LN	130	12	7612N	7613N
IHC RD-406 / 450 / 501		Leece Neville 2600JB, 105 Amp	LN	130	12	7612N	7613N
IHC RD-406 / 450 / 501		Motorola 8LHA, 130 Amp, Std. Regulator	LN	160	12	8329N	
IHC RD-406 / 450 / 501	1978-77	25SI Alternator	DR	75	12	7255N	8066N
IHC RD-406 / 450 / 501	1976-75	25SI Alternator	DR	75	12	7255N	8066N
IHC V-537 / V-605	1979-75	10SI Alternator	DR	63	12	7127-12N	7294-12N
IHC V-537 / V-605		27SI Alternator	DR	80	12	7138N	7850N
IHC V-537 / V-605		27SI Delco	DR	80	12	7138N	7850N
IHC V-537 / V-605		Bosch Replacement Unit, 160 Amp, 3 Mounting Ears	BO	160	12	12490N	12715N
IHC V-537 / V-605		Bosch Replacement Unit, 200 Amp	BO	200	12	12715N	
IHC V-537 / V-605		Leece Neville 2500JB, 90 Amp	LN	130	12	7612N	7613N
IHC V-537 / V-605		Leece Neville 2600JB, 105 Amp	LN	130	12	7612N	7613N
IHC V-537 / V-605		Motorola 8LHA, 130 Amp, Std. Regulator	LN	160	12	8329N	
IHC V-537 / V-605	1979-71	10SI Alternator	DR	63	12	7127-12N	7294-12N
IHC V-537 / V-605	1978-77	25SI Alternator	DR	75	12	7255N	8066N
IHC V-537 / V-605	1976-75	25SI Alternator	DR	75	12	7255N	8066N
IHC V-537 / V-605	1974-71	10SI Alternator	DR	63	12	7127-12N	7294-12N
IHC V-537 / V-605		25SI Alternator	DR	75	12	7255N	8066N
IHC V-537 / V-605		27SI Alternator	DR	80	12	7138N	7850N
IHC V-537 / V-605		27SI Delco	DR	80	12	7138N	7850N
IHC VS-401 / 478 / 549	1979-75	10SI Alternator	DR	63	12	7127-12N	7294-12N
IHC VS-401 / 478 / 549		27SI Alternator	DR	80	12	7138N	7850N
IHC VS-401 / 478 / 549		27SI Delco	DR	80	12	7138N	7850N
IHC VS-401 / 478 / 549		Bosch Replacement Unit, 160 Amp, 3 Mounting Ears	BO	160	12	12490N	12715N
IHC VS-401 / 478 / 549		Bosch Replacement Unit, 200 Amp	BO	200	12	12715N	
IHC VS-401 / 478 / 549		Leece Neville 2500JB, 90 Amp	LN	130	12	7612N	7613N
IHC VS-401 / 478 / 549		Leece Neville 2600JB, 105 Amp	LN	130	12	7612N	7613N
IHC VS-401 / 478 / 549		Motorola 8LHA, 130 Amp, Std. Regulator	LN	160	12	8329N	
IHC VS-401 / 478 / 549	1979-71	10SI Alternator	DR	63	12	7127-12N	7294-12N
IHC VS-401 / 478 / 549	1978-77	25SI Alternator	DR	75	12	7255N	8066N
IHC VS-401 / 478 / 549	1976-71	25SI Alternator	DR	75	12	7255N	8066N
IHC VS-401 / 478 / 549	1974-71	10SI Alternator	DR	63	12	7127-12N	7294-12N
IHC VS-401 / 478 / 549		27SI Alternator	DR	80	12	7138N	7850N
IHC VS-401 / 478 / 549		27SI Delco	DR	80	12	7138N	7850N
Loadstar							
Caterpillar 3208	1979-77	10SI Alternator	DR	63	12	7127-12N	7294-12N
Caterpillar 3208		27SI Alternator	DR	80	12	7138N	7850N
Caterpillar 3208		27SI Delco	DR	80	12	7138N	7850N
Caterpillar 3208		Bosch Replacement Unit, 160 Amp, 3 Mounting Ears	BO	160	12	12490N	12715N
Caterpillar 3208		Bosch Replacement Unit, 200 Amp	BO	200	12	12715N	
Caterpillar 3208		Leece Neville 2500JB, 90 Amp	LN	130	12	7612N	7613N
Caterpillar 3208		Leece Neville 2600JB, 105 Amp	LN	130	12	7612N	7613N
Caterpillar 3208		Motorola 8LHA, 130 Amp, Std. Regulator	LN	160	12	8329N	
Cummins C-160B	1979-75	10SI Alternator	DR	63	12	7127-12N	7294-12N
Cummins C-160B		27SI Alternator	DR	80	12	7138N	7850N
Cummins C-160B		27SI Delco	DR	80	12	7138N	7850N
Cummins C-160B		Bosch Replacement Unit, 160 Amp, 3 Mounting Ears	BO	160	12	12490N	12715N
Cummins C-160B		Bosch Replacement Unit, 200 Amp	BO	200	12	12715N	

ALTERNATORS

ALTERNATORS AND GENERATORS

ENGINE	YEAR	APPLICATION	Mfg	Amp	Volt	PART NO.	OPT. NO.
International (Cont'd)							
Loadstar (Cont'd)							
Cummins C-160B	1979-75	Leece Neville 2500JB, 90 Amp	LN	130	12	7612N	7613N
Cummins C-160B		Leece Neville 2600JB, 105 Amp	LN	130	12	7612N	7613N
Cummins C-160B		Motorola 8LHA, 130 Amp, Std. Regulator	LN	160	12	8329N	
DD 6V-53		10SI Alternator	DR	63	12	7127-12N	7294-12N
DD 6V-53		27SI Alternator	DR	80	12	7138N	7850N
DD 6V-53		27SI Delco	DR	80	12	7138N	7850N
DD 6V-53		Bosch Replacement Unit, 160 Amp, 3 Mounting Ears	BO	160	12	12490N	12715N
DD 6V-53		Bosch Replacement Unit, 200 Amp	BO	200	12	12715N	
DD 6V-53		Leece Neville 2500JB, 90 Amp	LN	130	12	7612N	7613N
DD 6V-53		Leece Neville 2600JB, 105 Amp	LN	130	12	7612N	7613N
DD 6V-53		Motorola 8LHA, 130 Amp, Std. Regulator	LN	160	12	8329N	
DD 6V-53	1979-71	10SI Alternator	DR	63	12	7127-12N	7294-12N
DD 6V-53	1974-71	10SI Alternator	DR	63	12	7127-12N	7294-12N
DD 6V-53		25SI Alternator	DR	75	12	7255N	8066N
DD 6V-53		27SI Alternator	DR	80	12	7138N	7850N
DD 6V-53		27SI Delco	DR	80	12	7138N	7850N
DD DT-466	1979-77	10SI Alternator	DR	63	12	7127-12N	7294-12N
DD DT-466		27SI Alternator	DR	80	12	7138N	7850N
DD DT-466		27SI Delco	DR	80	12	7138N	7850N
DD DT-466		Bosch Replacement Unit, 160 Amp, 3 Mounting Ears	BO	160	12	12490N	12715N
DD DT-466		Bosch Replacement Unit, 200 Amp	BO	200	12	12715N	
DD DT-466		Leece Neville 2500JB, 90 Amp	LN	130	12	7612N	7613N
DD DT-466		Leece Neville 2600JB, 105 Amp	LN	130	12	7612N	7613N
DD DT-466		Motorola 8LHA, 130 Amp, Std. Regulator	LN	160	12	8329N	
IHC D-170 / D-190	1979-75	10SI Alternator	DR	63	12	7127-12N	7294-12N
IHC D-170 / D-190		27SI Alternator	DR	80	12	7138N	7850N
IHC D-170 / D-190		27SI Delco	DR	80	12	7138N	7850N
IHC D-170 / D-190		Bosch Replacement Unit, 160 Amp, 3 Mounting Ears	BO	160	12	12490N	12715N
IHC D-170 / D-190		Bosch Replacement Unit, 200 Amp	BO	200	12	12715N	
IHC D-170 / D-190		Leece Neville 2500JB, 90 Amp	LN	130	12	7612N	7613N
IHC D-170 / D-190		Leece Neville 2600JB, 105 Amp	LN	130	12	7612N	7613N
IHC D-170 / D-190		Motorola 8LHA, 130 Amp, Std. Regulator	LN	160	12	8329N	
IHC DV-462 / 550		10SI Alternator	DR	63	12	7127-12N	7294-12N
IHC DV-462 / 550		27SI Alternator	DR	80	12	7138N	7850N
IHC DV-462 / 550		27SI Delco	DR	80	12	7138N	7850N
IHC DV-462 / 550		Bosch Replacement Unit, 160 Amp, 3 Mounting Ears	BO	160	12	12490N	12715N
IHC DV-462 / 550		Bosch Replacement Unit, 200 Amp	BO	200	12	12715N	
IHC DV-462 / 550		Leece Neville 2500JB, 90 Amp	LN	130	12	7612N	7613N
IHC DV-462 / 550		Leece Neville 2600JB, 105 Amp	LN	130	12	7612N	7613N
IHC DV-462 / 550		Motorola 8LHA, 130 Amp, Std. Regulator	LN	160	12	8329N	
IHC DV-462 / 550	1979-71	10SI Alternator	DR	63	12	7127-12N	7294-12N
IHC DV-462 / 550	1974-71	10SI Alternator	DR	63	12	7127-12N	7294-12N
IHC DV-462 / 550		25SI Alternator	DR	75	12	7255N	8066N
IHC DV-462 / 550		27SI Alternator	DR	80	12	7138N	7850N
IHC DV-462 / 550		27SI Delco	DR	80	12	7138N	7850N
IHC MV8-404 / 446	1979-75	10SI Alternator	DR	63	12	7127-12N	7294-12N
IHC MV8-404 / 446		27SI Alternator	DR	80	12	7138N	7850N
IHC MV8-404 / 446		27SI Delco	DR	80	12	7138N	7850N
IHC MV8-404 / 446		Bosch Replacement Unit, 160 Amp, 3 Mounting Ears	BO	160	12	12490N	12715N
IHC MV8-404 / 446		Bosch Replacement Unit, 200 Amp	BO	200	12	12715N	
IHC MV8-404 / 446		Leece Neville 2500JB, 90 Amp	LN	130	12	7612N	7613N
IHC MV8-404 / 446		Leece Neville 2600JB, 105 Amp	LN	130	12	7612N	7613N
IHC MV8-404 / 446		Motorola 8LHA, 130 Amp, Std. Regulator	LN	160	12	8329N	
IHC MV8-404 / 446	1979-71	10SI Alternator	DR	63	12	7127-12N	7294-12N
IHC MV8-404 / 446	1974-71	10SI Alternator	DR	63	12	7127-12N	7294-12N
IHC MV8-404 / 446		25SI Alternator	DR	75	12	7255N	8066N
IHC MV8-404 / 446		27SI Alternator	DR	80	12	7138N	7850N
IHC MV8-404 / 446		27SI Delco	DR	80	12	7138N	7850N
IHC RD-406 / 450	1979-75	10SI Alternator	DR	63	12	7127-12N	7294-12N
IHC RD-406 / 450		27SI Alternator	DR	80	12	7138N	7850N
IHC RD-406 / 450		27SI Delco	DR	80	12	7138N	7850N
IHC RD-406 / 450		Bosch Replacement Unit, 160 Amp, 3 Mounting Ears	BO	160	12	12490N	12715N
IHC RD-406 / 450		Bosch Replacement Unit, 200 Amp	BO	200	12	12715N	
IHC RD-406 / 450		Leece Neville 2500JB, 90 Amp	LN	130	12	7612N	7613N
IHC RD-406 / 450		Leece Neville 2600JB, 105 Amp	LN	130	12	7612N	7613N
IHC RD-406 / 450		Motorola 8LHA, 130 Amp, Std. Regulator	LN	160	12	8329N	

ALTERNATORS

ALTERNATORS AND GENERATORS

ENGINE	YEAR	APPLICATION	Mfg	Amp	Volt	PART NO.	OPT. NO.
International (Cont'd)							
Loadstar (Cont'd)							
IHC RD-406 / 450	1979-71	10SI Alternator	DR	63	12	7127-12N	7294-12N
IHC RD-406 / 450	1974-71	10SI Alternator	DR	63	12	7127-12N	7294-12N
IHC RD-406 / 450		25SI Alternator	DR	75	12	7255N	8066N
IHC RD-406 / 450		27SI Alternator	DR	80	12	7138N	7850N
IHC RD-406 / 450		27SI Delco	DR	80	12	7138N	7850N
IHC V-304 / 345 / 392	1979-75	10SI Alternator	DR	63	12	7127-12N	7294-12N
IHC V-304 / 345 / 392		27SI Alternator	DR	80	12	7138N	7850N
IHC V-304 / 345 / 392		27SI Delco	DR	80	12	7138N	7850N
IHC V-304 / 345 / 392		Bosch Replacement Unit, 160 Amp, 3 Mounting Ears	BO	160	12	12490N	12715N
IHC V-304 / 345 / 392		Bosch Replacement Unit, 200 Amp	BO	200	12	12715N	
IHC V-304 / 345 / 392		Leece Neville 2500JB, 90 Amp	LN	130	12	7612N	7613N
IHC V-304 / 345 / 392		Leece Neville 2600JB, 105 Amp	LN	130	12	7612N	7613N
IHC V-304 / 345 / 392		Motorola 8LHA, 130 Amp, Std. Regulator	LN	160	12	8329N	
IHC V-304 / 345 / 392	1979-71	10SI Alternator	DR	63	12	7127-12N	7294-12N
IHC V-304 / 345 / 392	1974-71	10SI Alternator	DR	63	12	7127-12N	7294-12N
IHC V-304 / 345 / 392		25SI Alternator	DR	75	12	7255N	8066N
IHC V-304 / 345 / 392		27SI Alternator	DR	80	12	7138N	7850N
IHC V-304 / 345 / 392		27SI Delco	DR	80	12	7138N	7850N
IHC VS-401 / 478	1979-75	10SI Alternator	DR	63	12	7127-12N	7294-12N
IHC VS-401 / 478		27SI Alternator	DR	80	12	7138N	7850N
IHC VS-401 / 478		27SI Delco	DR	80	12	7138N	7850N
IHC VS-401 / 478		Bosch Replacement Unit, 160 Amp, 3 Mounting Ears	BO	160	12	12490N	12715N
IHC VS-401 / 478		Bosch Replacement Unit, 200 Amp	BO	200	12	12715N	
IHC VS-401 / 478		Leece Neville 2500JB, 90 Amp	LN	130	12	7612N	7613N
IHC VS-401 / 478		Leece Neville 2600JB, 105 Amp	LN	130	12	7612N	7613N
IHC VS-401 / 478		Motorola 8LHA, 130 Amp, Std. Regulator	LN	160	12	8329N	
IHC VS-401 / 478	1979-71	10SI Alternator	DR	63	12	7127-12N	7294-12N
IHC VS-401 / 478	1974-71	10SI Alternator	DR	63	12	7127-12N	7294-12N
IHC VS-401 / 478		25SI Alternator	DR	75	12	7255N	8066N
IHC VS-401 / 478		27SI Alternator	DR	80	12	7138N	7850N
IHC VS-401 / 478		27SI Delco	DR	80	12	7138N	7850N
M Series Van							
L4 2.5L 152cid	1967-63	Std. 10DN Alt.	DR	63	12	7122N	
L6 3.6L 220cid	1965-63	Std. Unit	DR	63	12	7122N	
M1100							
L4 2.5L 152cid	1971	Delco Unit	DR	63	12	7127-12N	7294-12N
L4 2.5L 152cid	1968	Std. 10DN Alt.	DR	63	12	7122N	
L4 2.5L 2491cc 152cid	1968-65	Std. 10DN Alt.	DR	63	12	7122N	
L4 2.5L 2491cc 152cid	1971	Delco Unit	DR	63	12	7127-12N	7294-12N
L4 3.2L 196cid		Delco Unit, Opt. 10SI Alt	DR	63	12	7127-12N	7294-12N
L4 3.2L 196cid		Delco Unit, Std. 10SI Alt	DR	63	12	7127-12N	7294-12N
L4 3.2L 3203cc 196cid	1970-67	Std. 10DN Alt.	DR	63	12	7122N	
L4 3.2L 3203cc 196cid	1971	Delco Unit, Opt. 10SI Alt	DR	63	12	7127-12N	7294-12N
L4 3.2L 3203cc 196cid		Delco Unit, Std. 10SI Alt	DR	63	12	7127-12N	7294-12N
L4 3.2L 3212cc 196cid		Delco Unit, Opt. 10SI Alt	DR	63	12	7127-12N	7294-12N
L4 3.2L 3212cc 196cid		Delco Unit, Std. 10SI Alt	DR	63	12	7127-12N	7294-12N
L6 3.6L 3608cc 220cid	1965	Std. Unit	DR	63	12	7122N	
L6 3.8L 232cid	1970-69	Std. 10DN Alt.	DR	63	12	7122N	
L6 3.8L 3802cc 232cid		Std. 10DN Alt.	DR	63	12	7122N	
L6 3.8L 3802cc 232cid	1971	Delco Unit, Opt. 10SI Alt	DR	63	12	7127-12N	7294-12N
L6 3.8L 3802cc 232cid		Delco Unit, Std. 10SI Alt	DR	63	12	7127-12N	7294-12N
L6 3.9L 241cid	1970-69	Std. Unit	DR	63	12	7122N	
L6 4.2L 258cid	1972	Delco Unit, Opt. 10SI Alt	DR	63	12	7127-12N	7294-12N
L6 4.2L 258cid		Delco Unit, Std. 10SI Alt	DR	63	12	7127-12N	7294-12N
L6 4.2L 4228cc 258cid		Delco Unit, Opt. 10SI Alt	DR	63	12	7127-12N	7294-12N
L6 4.2L 4228cc 258cid		Delco Unit, Std. 10SI Alt	DR	63	12	7127-12N	7294-12N
L6 4.2L 4229cc 258cid		Delco Unit, Opt. 10SI Alt	DR	63	12	7127-12N	7294-12N
L6 4.2L 4229cc 258cid		Delco Unit, Std. 10SI Alt	DR	63	12	7127-12N	7294-12N
V8 5.0L 304cid	1972-71	Delco Unit, Opt. 10SI Alt	DR	63	12	7127-12N	7294-12N
V8 5.0L 304cid		Delco Unit, Std. 10SI Alt	DR	63	12	7127-12N	7294-12N
V8 5.0L 304cid	1970-69	Std. 10DN Alt.	DR	63	12	7122N	
V8 5.0L 4982cc 304cid	1972-71	Delco Unit, Opt. 10SI Alt	DR	63	12	7127-12N	7294-12N
V8 5.0L 4982cc 304cid		Delco Unit, Std. 10SI Alt	DR	63	12	7127-12N	7294-12N
V8 5.0L 4982cc 304cid	1970-68	Std. 10DN Alt.	DR	63	12	7122N	
V8 5.0L 4983cc 304cid	1972-71	Delco Unit, Opt. 10SI Alt	DR	63	12	7127-12N	7294-12N

ALTERNATORS

ALTERNATORS AND GENERATORS

ENGINE	YEAR	APPLICATION	Mfg	Amp	Volt	PART NO.	OPT. NO.
International (Cont'd)							
M1100 (Cont'd)							
V8 5.0L 4983cc 304cid	1972-71	Delco Unit, Std. 10SI Alt	DR	63	12	7127-12N	7294-12N
V8 5.0L 4983cc 304cid	1970-69	Std. 10DN Alt.	DR	63	12	7122N	
M1200							
L4 2.5L 2491cc 152cid	1968-65	Std. 10DN Alt.	DR	63	12	7122N	
L4 2.5L 2491cc 152cid	1971	Delco Unit	DR	63	12	7127-12N	7294-12N
L4 3.2L 3203cc 196cid	1970-67	Std. 10DN Alt.	DR	63	12	7122N	
L4 3.2L 3203cc 196cid	1971	Delco Unit, Opt. 10SI Alt	DR	63	12	7127-12N	7294-12N
L4 3.2L 3203cc 196cid		Delco Unit, Std. 10SI Alt	DR	63	12	7127-12N	7294-12N
L6 3.6L 3608cc 220cid	1965	Std. Unit	DR	63	12	7122N	
L6 3.8L 232cid	1970-69	Std. 10DN Alt.	DR	63	12	7122N	
L6 3.8L 232cid	1971	Delco Unit, Opt. 10SI Alt	DR	63	12	7127-12N	7294-12N
L6 3.8L 232cid		Delco Unit, Std. 10SI Alt	DR	63	12	7127-12N	7294-12N
L6 3.8L 3802cc 232cid	1970-69	Std. 10DN Alt.	DR	63	12	7122N	
L6 3.8L 3802cc 232cid	1971	Delco Unit, Opt. 10SI Alt	DR	63	12	7127-12N	7294-12N
L6 3.8L 3802cc 232cid		Delco Unit, Std. 10SI Alt	DR	63	12	7127-12N	7294-12N
L6 3.9L 241cid	1970-68	Std. Unit	DR	63	12	7122N	
L6 4.2L 258cid	1972	Delco Unit, Opt. 10SI Alt	DR	63	12	7127-12N	7294-12N
L6 4.2L 258cid		Delco Unit, Std. 10SI Alt	DR	63	12	7127-12N	7294-12N
L6 4.2L 4228cc 258cid		Delco Unit, Opt. 10SI Alt	DR	63	12	7127-12N	7294-12N
L6 4.2L 4228cc 258cid		Delco Unit, Std. 10SI Alt	DR	63	12	7127-12N	7294-12N
L6 4.2L 4229cc 258cid		Delco Unit, Opt. 10SI Alt	DR	63	12	7127-12N	7294-12N
L6 4.2L 4229cc 258cid		Delco Unit, Std. 10SI Alt	DR	63	12	7127-12N	7294-12N
V8 4.4L 266cid	1968	Std. 10DN Alt.	DR	63	12	7122N	
V8 5.0L 304cid	1972-71	Delco Unit, Opt. 10SI Alt	DR	63	12	7127-12N	7294-12N
V8 5.0L 304cid		Delco Unit, Std. 10SI Alt	DR	63	12	7127-12N	7294-12N
V8 5.0L 304cid	1970-69	Std. 10DN Alt.	DR	63	12	7122N	
V8 5.0L 4982cc 304cid	1972-71	Delco Unit, Opt. 10SI Alt	DR	63	12	7127-12N	7294-12N
V8 5.0L 4982cc 304cid		Delco Unit, Std. 10SI Alt	DR	63	12	7127-12N	7294-12N
V8 5.0L 4982cc 304cid	1970-69	Std. 10DN Alt.	DR	63	12	7122N	
V8 5.0L 4983cc 304cid	1972-71	Delco Unit, Opt. 10SI Alt	DR	63	12	7127-12N	7294-12N
V8 5.0L 4983cc 304cid		Delco Unit, Std. 10SI Alt	DR	63	12	7127-12N	7294-12N
V8 5.0L 4983cc 304cid	1970-69	Std. 10DN Alt.	DR	63	12	7122N	
M1400							
L6 3.6L 3608cc 220cid	1965	Std. Unit	DR	63	12	7122N	
L6 3.8L 232cid	1969	Std. 10DN Alt.	DR	63	12	7122N	
L6 3.9L 241cid		Std. Unit	DR	63	12	7122N	
V8 5.0L 304cid		Std. 10DN Alt.	DR	63	12	7122N	
V8 5.0L 4983cc 304cid		Std. 10DN Alt.	DR	63	12	7122N	
M700							
L4 2.5L 2491cc 152cid	1967-65	Std. 10DN Alt.	DR	63	12	7122N	
L6 3.6L 3608cc 220cid	1965	Std. Unit	DR	63	12	7122N	
M800							
L4 2.5L 152cid	1971	Delco Unit	DR	63	12	7127-12N	7294-12N
L4 2.5L 152cid	1968	Std. 10DN Alt.	DR	63	12	7122N	
L4 2.5L 2491cc 152cid	1968-65	Std. 10DN Alt.	DR	63	12	7122N	
L4 2.5L 2491cc 152cid	1971	Delco Unit	DR	63	12	7127-12N	7294-12N
L4 3.2L 3203cc 196cid	1970-67	Std. 10DN Alt.	DR	63	12	7122N	
L4 3.2L 3203cc 196cid	1971	Delco Unit, Opt. 10SI Alt	DR	63	12	7127-12N	7294-12N
L4 3.2L 3203cc 196cid		Delco Unit, Std. 10SI Alt	DR	63	12	7127-12N	7294-12N
L6 3.6L 3608cc 220cid	1965	Std. Unit	DR	63	12	7122N	
L6 3.8L 232cid	1970-69	Std. 10DN Alt.	DR	63	12	7122N	
L6 3.8L 3802cc 232cid		Std. 10DN Alt.	DR	63	12	7122N	
L6 3.8L 3802cc 232cid	1971	Delco Unit, Opt. 10SI Alt	DR	63	12	7127-12N	7294-12N
L6 3.8L 3802cc 232cid		Delco Unit, Std. 10SI Alt	DR	63	12	7127-12N	7294-12N
L6 3.9L 241cid	1970-69	Std. Unit	DR	63	12	7122N	
V8 5.0L 304cid		Std. 10DN Alt.	DR	63	12	7122N	
V8 5.0L 304cid	1971	Delco Unit, Opt. 10SI Alt	DR	63	12	7127-12N	7294-12N
V8 5.0L 304cid		Delco Unit, Std. 10SI Alt	DR	63	12	7127-12N	7294-12N
V8 5.0L 4982cc 304cid	1970-69	Std. 10DN Alt.	DR	63	12	7122N	
V8 5.0L 4982cc 304cid	1971	Delco Unit, Opt. 10SI Alt	DR	63	12	7127-12N	7294-12N
V8 5.0L 4982cc 304cid		Delco Unit, Std. 10SI Alt	DR	63	12	7127-12N	7294-12N
V8 5.0L 4983cc 304cid	1970-69	Std. 10DN Alt.	DR	63	12	7122N	
V8 5.0L 4983cc 304cid	1971	Delco Unit, Opt. 10SI Alt	DR	63	12	7127-12N	7294-12N
V8 5.0L 4983cc 304cid		Delco Unit, Std. 10SI Alt	DR	63	12	7127-12N	7294-12N

ALTERNATORS AND GENERATORS

ENGINE	YEAR	APPLICATION	Mfg	Amp	Volt	PART NO.	OPT. NO.
International (Cont'd)							
M800 Navy							
L4 3.2L 3203cc 196cid	1969	Std. 10DN Alt.	DR	63	12	7122N	
L6 3.8L 232cid		Std. 10DN Alt.	DR	63	12	7122N	
L6 3.8L 3802cc 232cid		Std. 10DN Alt.	DR	63	12	7122N	
L6 3.9L 241cid		Std. Unit	DR	63	12	7122N	
V8 5.0L 304cid		Std. 10DN Alt.	DR	63	12	7122N	
V8 5.0L 4982cc 304cid		Std. 10DN Alt.	DR	63	12	7122N	
V8 5.0L 4983cc 304cid		Std. 10DN Alt.	DR	63	12	7122N	
M800 Post Office							
L4 2.5L 152cid	1971	Delco Unit	DR	63	12	7127-12N	7294-12N
L4 2.5L 2491cc 152cid		Delco Unit	DR	63	12	7127-12N	7294-12N
L4 3.2L 3203cc 196cid	1970-69	Std. 10DN Alt.	DR	63	12	7122N	
L4 3.2L 3203cc 196cid	1971	Delco Unit, Opt. 10SI Alt	DR	63	12	7127-12N	7294-12N
L4 3.2L 3203cc 196cid		Delco Unit, Std. 10SI Alt	DR	63	12	7127-12N	7294-12N
L6 3.8L 232cid	1970-69	Std. 10DN Alt.	DR	63	12	7122N	
L6 3.8L 3802cc 232cid		Std. 10DN Alt.	DR	63	12	7122N	
L6 3.8L 3802cc 232cid	1971	Delco Unit, Opt. 10SI Alt	DR	63	12	7127-12N	7294-12N
L6 3.8L 3802cc 232cid		Delco Unit, Std. 10SI Alt	DR	63	12	7127-12N	7294-12N
L6 3.9L 241cid	1970-69	Std. Unit	DR	63	12	7122N	
L6 4.2L 258cid	1972	Delco Unit, Opt. 10SI Alt	DR	63	12	7127-12N	7294-12N
L6 4.2L 258cid		Delco Unit, Std. 10SI Alt	DR	63	12	7127-12N	7294-12N
L6 4.2L 4228cc 258cid		Delco Unit, Opt. 10SI Alt	DR	63	12	7127-12N	7294-12N
L6 4.2L 4228cc 258cid		Delco Unit, Std. 10SI Alt	DR	63	12	7127-12N	7294-12N
L6 4.2L 4229cc 258cid		Delco Unit, Opt. 10SI Alt	DR	63	12	7127-12N	7294-12N
L6 4.2L 4229cc 258cid		Delco Unit, Std. 10SI Alt	DR	63	12	7127-12N	7294-12N
V8 5.0L 304cid	1970-69	Std. 10DN Alt.	DR	63	12	7122N	
V8 5.0L 304cid	1972	Delco Unit, Opt. 10SI Alt	DR	63	12	7127-12N	7294-12N
V8 5.0L 304cid		Delco Unit, Std. 10SI Alt	DR	63	12	7127-12N	7294-12N
V8 5.0L 4982cc 304cid	1972-71	Delco Unit, Opt. 10SI Alt	DR	63	12	7127-12N	7294-12N
V8 5.0L 4982cc 304cid		Delco Unit, Std. 10SI Alt	DR	63	12	7127-12N	7294-12N
V8 5.0L 4982cc 304cid	1970-69	Std. 10DN Alt.	DR	63	12	7122N	
V8 5.0L 4983cc 304cid		Std. 10DN Alt.	DR	63	12	7122N	
V8 5.0L 4983cc 304cid	1972	Delco Unit, Opt. 10SI Alt	DR	63	12	7127-12N	7294-12N
V8 5.0L 4983cc 304cid		Delco Unit, Std. 10SI Alt	DR	63	12	7127-12N	7294-12N
MA1200							
L4 3.2L 3203cc 196cid	1970-67	Std. 10DN Alt.	DR	63	12	7122N	
L4 3.2L 3203cc 196cid	1971	Delco Unit, Opt. 10SI Alt	DR	63	12	7127-12N	7294-12N
L4 3.2L 3203cc 196cid		Delco Unit, Std. 10SI Alt	DR	63	12	7127-12N	7294-12N
L6 3.8L 232cid	1970-69	Std. 10DN Alt.	DR	63	12	7122N	
L6 3.8L 232cid	1971	Delco Unit, Opt. 10SI Alt	DR	63	12	7127-12N	7294-12N
L6 3.8L 232cid		Delco Unit, Std. 10SI Alt	DR	63	12	7127-12N	7294-12N
L6 3.8L 3802cc 232cid	1970-69	Std. 10DN Alt.	DR	63	12	7122N	
L6 3.8L 3802cc 232cid	1971	Delco Unit, Opt. 10SI Alt	DR	63	12	7127-12N	7294-12N
L6 3.8L 3802cc 232cid		Delco Unit, Std. 10SI Alt	DR	63	12	7127-12N	7294-12N
L6 3.9L 241cid	1970-68	Std. Unit	DR	63	12	7122N	
V8 4.4L 266cid	1968	Std. 10DN Alt.	DR	63	12	7122N	
V8 5.0L 304cid	1970-69	Std. 10DN Alt.	DR	63	12	7122N	
V8 5.0L 304cid	1971	Delco Unit, Opt. 10SI Alt	DR	63	12	7127-12N	7294-12N
V8 5.0L 304cid		Delco Unit, Std. 10SI Alt	DR	63	12	7127-12N	7294-12N
V8 5.0L 4982cc 304cid	1970-68	Std. 10DN Alt.	DR	63	12	7122N	
V8 5.0L 4982cc 304cid	1971	Delco Unit, Opt. 10SI Alt	DR	63	12	7127-12N	7294-12N
V8 5.0L 4982cc 304cid		Delco Unit, Std. 10SI Alt	DR	63	12	7127-12N	7294-12N
V8 5.0L 4983cc 304cid	1970-69	Std. 10DN Alt.	DR	63	12	7122N	
V8 5.0L 4983cc 304cid	1971	Delco Unit, Opt. 10SI Alt	DR	63	12	7127-12N	7294-12N
V8 5.0L 4983cc 304cid		Delco Unit, Std. 10SI Alt	DR	63	12	7127-12N	7294-12N
MHC1310							
L6 4.2L 258cid	1974	Delco Unit, Opt. 10SI Alt	DR	63	12	7127-12N	7294-12N
L6 4.2L 258cid		Delco Unit, Std. 10SI Alt	DR	63	12	7127-12N	7294-12N
L6 4.2L 4228cc 258cid		Delco Unit, Opt. 10SI Alt	DR	63	12	7127-12N	7294-12N
L6 4.2L 4228cc 258cid		Delco Unit, Std. 10SI Alt	DR	63	12	7127-12N	7294-12N
L6 4.2L 4229cc 258cid		Delco Unit, Opt. 10SI Alt	DR	63	12	7127-12N	7294-12N
L6 4.2L 4229cc 258cid		Delco Unit, Std. 10SI Alt	DR	63	12	7127-12N	7294-12N
V8 5.0L 304cid		Delco Unit, Opt. 10SI Alt	DR	63	12	7127-12N	7294-12N
V8 5.0L 304cid		Delco Unit, Std. 10SI Alt	DR	63	12	7127-12N	7294-12N
V8 5.0L 4982cc 304cid		Delco Unit, Opt. 10SI Alt	DR	63	12	7127-12N	7294-12N
V8 5.0L 4982cc 304cid		Delco Unit, Std. 10SI Alt	DR	63	12	7127-12N	7294-12N

ALTERNATORS

ALTERNATORS AND GENERATORS

ENGINE	YEAR	APPLICATION	Mfg	Amp	Volt	PART NO.	OPT. NO.
International (Cont'd)							
MHC1310 (Cont'd)							
V8 5.0L 4983cc 304cid	1974	Delco Unit, Opt. 10SI Alt	DR	63	12	7127-12N	7294-12N
V8 5.0L 4983cc 304cid		Delco Unit, Std. 10SI Alt	DR	63	12	7127-12N	7294-12N
MS							
V8 6.4L 392cid	1975	Delco Unit, Opt. 10SI Alt	DR	63	12	7127-12N	7294-12N
V8 6.4L 392cid		Delco Unit, Std. 10SI Alt	DR	63	12	7127-12N	7294-12N
MS1210							
L6 4.2L 258cid	1974-72	Delco Unit, Opt. 10SI Alt	DR	63	12	7127-12N	7294-12N
L6 4.2L 258cid		Delco Unit, Std. 10SI Alt	DR	63	12	7127-12N	7294-12N
L6 4.2L 4228cc 258cid		Delco Unit, Opt. 10SI Alt	DR	63	12	7127-12N	7294-12N
L6 4.2L 4228cc 258cid		Delco Unit, Std. 10SI Alt	DR	63	12	7127-12N	7294-12N
L6 4.2L 4229cc 258cid		Delco Unit, Opt. 10SI Alt	DR	63	12	7127-12N	7294-12N
L6 4.2L 4229cc 258cid		Delco Unit, Std. 10SI Alt	DR	63	12	7127-12N	7294-12N
V8 5.0L 304cid		Delco Unit, Opt. 10SI Alt	DR	63	12	7127-12N	7294-12N
V8 5.0L 304cid		Delco Unit, Std. 10SI Alt	DR	63	12	7127-12N	7294-12N
V8 5.0L 4982cc 304cid		Delco Unit, Opt. 10SI Alt	DR	63	12	7127-12N	7294-12N
V8 5.0L 4982cc 304cid		Delco Unit, Std. 10SI Alt	DR	63	12	7127-12N	7294-12N
V8 5.0L 4983cc 304cid		Delco Unit, Opt. 10SI Alt	DR	63	12	7127-12N	7294-12N
V8 5.0L 4983cc 304cid		Delco Unit, Std. 10SI Alt	DR	63	12	7127-12N	7294-12N
V8 6.4L 6424cc 392cid		Delco Unit, Opt. 10SI Alt	DR	63	12	7127-12N	7294-12N
V8 6.4L 6424cc 392cid		Delco Unit, Std. 10SI Alt	DR	63	12	7127-12N	7294-12N
Paystar							
Caterpillar 3208	1982-80	20SI Delco, 12 Volt	DR	60	12	7266N	
Caterpillar 3208		20SI Delco, 24 Volt	DR	45	24	7297N	
Caterpillar 3208		27SI Delco	DR	80	12	7138N	7850N
Caterpillar 3208		30SI Delco	DR	90	12	7262N	
Caterpillar 3208	1982-77	25SI Alternator	DR	75	12	7255N	8066N
Caterpillar 3208		Bosch Replacement Unit, 160 Amp, 3 Mounting Ears	BO	160	12	12490N	12715N
Caterpillar 3208		Bosch Replacement Unit, 200 Amp	BO	200	12	12715N	
Caterpillar 3208		Leece Neville 2500JB, 90 Amp	LN	130	12	7612N	7613N
Caterpillar 3208		Leece Neville 2600JB, 105 Amp	LN	130	12	7612N	7613N
Caterpillar 3208		Motorola 8LHA, 130 Amp, Std. Regulator	LN	160	12	8329N	
Caterpillar 3208	1979-77	27SI Alternator	DR	80	12	7138N	7850N
Caterpillar 3208		27SI Delco	DR	80	12	7138N	7850N
Caterpillar 3208		30SI Delco, w/o Transformer	DR	90	12	7262N	
Caterpillar 3208		30SI Delco, w/Transformer	DR	90	12	7256N	
Caterpillar 3306	1982-80	20SI Delco, 12 Volt	DR	60	12	7266N	
Caterpillar 3306		20SI Delco, 24 Volt	DR	45	24	7297N	
Caterpillar 3306		27SI Delco	DR	80	12	7138N	7850N
Caterpillar 3306		30SI Delco	DR	90	12	7262N	
Caterpillar 3306	1982-78	25SI Alternator	DR	75	12	7255N	8066N
Caterpillar 3306	1982-77	Bosch Replacement Unit, 160 Amp, 3 Mounting Ears	BO	160	12	12490N	12715N
Caterpillar 3306		Bosch Replacement Unit, 200 Amp	BO	200	12	12715N	
Caterpillar 3306		Leece Neville 2500JB, 90 Amp	LN	130	12	7612N	7613N
Caterpillar 3306		Leece Neville 2600JB, 105 Amp	LN	130	12	7612N	7613N
Caterpillar 3306		Motorola 8LHA, 130 Amp, Std. Regulator	LN	160	12	8329N	
Caterpillar 3306	1979-77	27SI Alternator	DR	80	12	7138N	7850N
Caterpillar 3306		27SI Delco	DR	80	12	7138N	7850N
Caterpillar 3306		30SI Delco, w/o Transformer	DR	90	12	7262N	
Caterpillar 3306		30SI Delco, w/Transformer	DR	90	12	7256N	
Caterpillar 3306	1977	25SI Alternator	DR	75	12	7255N	8066N
Cummins Eng.	1989-85	27SI Delco	DR	80	12	7138N	7850N
Cummins Eng.	1989-80	20SI Delco, 12 Volt	DR	60	12	7266N	
Cummins Eng.		20SI Delco, 24 Volt	DR	45	24	7297N	
Cummins Eng.	1989-78	25SI Alternator	DR	75	12	7255N	8066N
Cummins Eng.	1989-77	30SI Delco, w/o Transformer	DR	90	12	7262N	
Cummins Eng.		30SI Delco, w/Transformer	DR	90	12	7256N	
Cummins Eng.		Bosch Replacement Unit, 160 Amp, 3 Mounting Ears	BO	160	12	12490N	12715N
Cummins Eng.		Bosch Replacement Unit, 200 Amp	BO	200	12	12715N	
Cummins Eng.		Leece Neville 2500JB, 90 Amp	LN	130	12	7612N	7613N
Cummins Eng.		Leece Neville 2600JB, 105 Amp	LN	130	12	7612N	7613N
Cummins Eng.		Motorola 8LHA, 130 Amp, Std. Regulator	LN	160	12	8329N	
Cummins Eng.	1984-80	27SI Delco	DR	80	12	7138N	7850N
Cummins Eng.		30SI Delco	DR	90	12	7262N	
Cummins Eng.	1979-77	27SI Alternator	DR	80	12	7138N	7850N

ALTERNATORS AND GENERATORS

ENGINE	YEAR	APPLICATION	Mfg	Amp	Volt	PART NO.	OPT. NO.
International (Cont'd)							
Paystar (Cont'd)							
Cummins Eng.	1979-77	27SI Delco	DR	80	12	7138N	7850N
Cummins Eng.	1977	25SI Alternator	DR	75	12	7255N	8066N
DD 6V-53	1979-77	25SI Alternator	DR	75	12	7255N	8066N
DD 6V-53		27SI Alternator	DR	80	12	7138N	7850N
DD 6V-53		27SI Delco	DR	80	12	7138N	7850N
DD 6V-53		30SI Delco, w/o Transformer	DR	90	12	7262N	
DD 6V-53		30SI Delco, w/Transformer	DR	90	12	7256N	
DD 6V-53		Bosch Replacement Unit, 160 Amp, 3 Mounting Ears	BO	160	12	12490N	12715N
DD 6V-53		Bosch Replacement Unit, 200 Amp	BO	200	12	12715N	
DD 6V-53		Leece Neville 2500JB, 90 Amp	LN	130	12	7612N	7613N
DD 6V-53		Leece Neville 2600JB, 105 Amp	LN	130	12	7612N	7613N
DD 6V-53		Motorola 8LHA, 130 Amp, Std. Regulator	LN	160	12	8329N	
DD 6V-53	1978	25SI Alternator	DR	75	12	7255N	8066N
DD 6V-71	1989-85	27SI Delco	DR	80	12	7138N	7850N
DD 6V-71	1989-80	20SI Delco, 12 Volt	DR	60	12	7266N	
DD 6V-71		20SI Delco, 24 Volt	DR	45	24	7297N	
DD 6V-71	1989-77	25SI Alternator	DR	75	12	7255N	8066N
DD 6V-71		30SI Delco, w/o Transformer	DR	90	12	7262N	
DD 6V-71		30SI Delco, w/Transformer	DR	90	12	7256N	
DD 6V-71		Bosch Replacement Unit, 160 Amp, 3 Mounting Ears	BO	160	12	12490N	12715N
DD 6V-71		Bosch Replacement Unit, 200 Amp	BO	200	12	12715N	
DD 6V-71		Leece Neville 2500JB, 90 Amp	LN	130	12	7612N	7613N
DD 6V-71		Leece Neville 2600JB, 105 Amp	LN	130	12	7612N	7613N
DD 6V-71		Motorola 8LHA, 130 Amp, Std. Regulator	LN	160	12	8329N	
DD 6V-71	1984-80	27SI Delco	DR	80	12	7138N	7850N
DD 6V-71		30SI Delco	DR	90	12	7262N	
DD 6V-71	1979-77	27SI Alternator	DR	80	12	7138N	7850N
DD 6V-71		27SI Delco	DR	80	12	7138N	7850N
DD 6V-92	1989-85	27SI Delco	DR	80	12	7138N	7850N
DD 6V-92		30SI Delco, w/o Transformer	DR	90	12	7262N	
DD 6V-92		30SI Delco, w/Transformer	DR	90	12	7256N	
DD 6V-92	1989-80	20SI Delco, 12 Volt	DR	60	12	7266N	
DD 6V-92		20SI Delco, 24 Volt	DR	45	24	7297N	
DD 6V-92		25SI Alternator	DR	75	12	7255N	8066N
DD 6V-92		Bosch Replacement Unit, 160 Amp, 3 Mounting Ears	BO	160	12	12490N	12715N
DD 6V-92		Bosch Replacement Unit, 200 Amp	BO	200	12	12715N	
DD 6V-92		Leece Neville 2500JB, 90 Amp	LN	130	12	7612N	7613N
DD 6V-92		Leece Neville 2600JB, 105 Amp	LN	130	12	7612N	7613N
DD 6V-92		Motorola 8LHA, 130 Amp, Std. Regulator	LN	160	12	8329N	
DD 6V-92	1984-80	27SI Delco	DR	80	12	7138N	7850N
DD 6V-92		30SI Delco	DR	90	12	7262N	
DD 8V-71	1985-80	20SI Delco, 12 Volt	DR	60	12	7266N	
DD 8V-71		20SI Delco, 24 Volt	DR	45	24	7297N	
DD 8V-71	1985-78	25SI Alternator	DR	75	12	7255N	8066N
DD 8V-71	1985-77	30SI Delco, w/o Transformer	DR	90	12	7262N	
DD 8V-71		30SI Delco, w/Transformer	DR	90	12	7256N	
DD 8V-71		Bosch Replacement Unit, 160 Amp, 3 Mounting Ears	BO	160	12	12490N	12715N
DD 8V-71		Bosch Replacement Unit, 200 Amp	BO	200	12	12715N	
DD 8V-71		Leece Neville 2500JB, 90 Amp	LN	130	12	7612N	7613N
DD 8V-71		Leece Neville 2600JB, 105 Amp	LN	130	12	7612N	7613N
DD 8V-71		Motorola 8LHA, 130 Amp, Std. Regulator	LN	160	12	8329N	
DD 8V-71	1984-80	27SI Delco	DR	80	12	7138N	7850N
DD 8V-71		30SI Delco	DR	90	12	7262N	
DD 8V-71	1979-77	27SI Alternator	DR	80	12	7138N	7850N
DD 8V-71		27SI Delco	DR	80	12	7138N	7850N
DD 8V-71	1985	27SI Delco	DR	80	12	7138N	7850N
DD 8V-71	1977	25SI Alternator	DR	75	12	7255N	8066N
DD 8V-92	1989-85	27SI Delco	DR	80	12	7138N	7850N
DD 8V-92		30SI Delco, w/o Transformer	DR	90	12	7262N	
DD 8V-92		30SI Delco, w/Transformer	DR	90	12	7256N	
DD 8V-92	1989-80	20SI Delco, 12 Volt	DR	60	12	7266N	
DD 8V-92		20SI Delco, 24 Volt	DR	45	24	7297N	
DD 8V-92		25SI Alternator	DR	75	12	7255N	8066N
DD 8V-92		Bosch Replacement Unit, 160 Amp, 3 Mounting Ears	BO	160	12	12490N	12715N
DD 8V-92		Bosch Replacement Unit, 200 Amp	BO	200	12	12715N	
DD 8V-92		Leece Neville 2500JB, 90 Amp	LN	130	12	7612N	7613N

ALTERNATORS

ALTERNATORS AND GENERATORS

ENGINE	YEAR	APPLICATION	Mfg	Amp	Volt	PART NO.	OPT. NO.
International (Cont'd)							
Paystar (Cont'd)							
DD 8V-92	1989-80	Leece Neville 2600JB, 105 Amp	LN	130	12	7612N	7613N
DD 8V-92		Motorola 8LHA, 130 Amp, Std. Regulator	LN	160	12	8329N	
DD 8V-92	1984-80	27SI Delco	DR	80	12	7138N	7850N
DD 8V-92		30SI Delco	DR	90	12	7262N	
DD DT-466	1989-85	27SI Delco	DR	80	12	7138N	7850N
DD DT-466	1989-80	20SI Delco, 12 Volt	DR	60	12	7266N	
DD DT-466		20SI Delco, 24 Volt	DR	45	24	7297N	
DD DT-466	1989-77	25SI Alternator	DR	75	12	7255N	8066N
DD DT-466		30SI Delco, w/o Transformer	DR	90	12	7262N	
DD DT-466		30SI Delco, w/Transformer	DR	90	12	7256N	
DD DT-466		Bosch Replacement Unit, 160 Amp, 3 Mounting Ears	BO	160	12	12490N	12715N
DD DT-466		Bosch Replacement Unit, 200 Amp	BO	200	12	12715N	
DD DT-466		Leece Neville 2500JB, 90 Amp	LN	130	12	7612N	7613N
DD DT-466		Leece Neville 2600JB, 105 Amp	LN	130	12	7612N	7613N
DD DT-466		Motorola 8LHA, 130 Amp, Std. Regulator	LN	160	12	8329N	
DD DT-466	1984-80	27SI Delco	DR	80	12	7138N	7850N
DD DT-466		30SI Delco	DR	90	12	7262N	
DD DT-466	1979-77	27SI Alternator	DR	80	12	7138N	7850N
DD DT-466		27SI Delco	DR	80	12	7138N	7850N
IHC V-800	1984-80	20SI Delco, 12 Volt	DR	60	12	7266N	
IHC V-800		20SI Delco, 24 Volt	DR	45	24	7297N	
IHC V-800		27SI Delco	DR	80	12	7138N	7850N
IHC V-800		30SI Delco	DR	90	12	7262N	
IHC V-800	1984-77	25SI Alternator	DR	75	12	7255N	8066N
IHC V-800		Bosch Replacement Unit, 160 Amp, 3 Mounting Ears	BO	160	12	12490N	12715N
IHC V-800		Bosch Replacement Unit, 200 Amp	BO	200	12	12715N	
IHC V-800		Leece Neville 2500JB, 90 Amp	LN	130	12	7612N	7613N
IHC V-800		Leece Neville 2600JB, 105 Amp	LN	130	12	7612N	7613N
IHC V-800		Motorola 8LHA, 130 Amp, Std. Regulator	LN	160	12	8329N	
IHC V-800	1979-78	25SI Alternator	DR	75	12	7255N	8066N
IHC V-800	1979-77	27SI Alternator	DR	80	12	7138N	7850N
IHC V-800		27SI Delco	DR	80	12	7138N	7850N
IHC V-800		30SI Delco, w/o Transformer	DR	90	12	7262N	
IHC V-800		30SI Delco, w/Transformer	DR	90	12	7256N	
S Series							
Caterpillar 3208	1984-80	30SI Delco, w/o Transformer	DR	90	12	7262N	
Caterpillar 3208		30SI Delco, w/Transformer	DR	90	12	7256N	
Caterpillar 3208	1984-77	25SI Alternator	DR	75	12	7255N	8066N
Caterpillar 3208		27SI Alternator	DR	80	12	7138N	7850N
Caterpillar 3208		27SI Delco	DR	80	12	7138N	7850N
Caterpillar 3208		Bosch Replacement Unit, 160 Amp, 3 Mounting Ears	BO	160	12	12490N	12715N
Caterpillar 3208		Bosch Replacement Unit, 200 Amp	BO	200	12	12715N	
Caterpillar 3208		Leece Neville 2500JB, 90 Amp	LN	130	12	7612N	7613N
Caterpillar 3208		Leece Neville 2600JB, 105 Amp	LN	130	12	7612N	7613N
Caterpillar 3208		Motorola 8LHA, 130 Amp, Std. Regulator	LN	160	12	8329N	
Caterpillar 3406	1984-80	30SI Delco, w/o Transformer	DR	90	12	7262N	
Caterpillar 3406		30SI Delco, w/Transformer	DR	90	12	7256N	
Caterpillar 3406	1984-77	25SI Alternator	DR	75	12	7255N	8066N
Caterpillar 3406		27SI Alternator	DR	80	12	7138N	7850N
Caterpillar 3406		27SI Delco	DR	80	12	7138N	7850N
Caterpillar 3406		Bosch Replacement Unit, 160 Amp, 3 Mounting Ears	BO	160	12	12490N	12715N
Caterpillar 3406		Bosch Replacement Unit, 200 Amp	BO	200	12	12715N	
Caterpillar 3406		Leece Neville 2500JB, 90 Amp	LN	130	12	7612N	7613N
Caterpillar 3406		Leece Neville 2600JB, 105 Amp	LN	130	12	7612N	7613N
Caterpillar 3406		Motorola 8LHA, 130 Amp, Std. Regulator	LN	160	12	8329N	
Cummins Eng.	1979-77	25SI Alternator	DR	75	12	7255N	8066N
Cummins Eng.		27SI Alternator	DR	80	12	7138N	7850N
Cummins Eng.		27SI Delco	DR	80	12	7138N	7850N
Cummins Eng.		Bosch Replacement Unit, 160 Amp, 3 Mounting Ears	BO	160	12	12490N	12715N
Cummins Eng.		Bosch Replacement Unit, 200 Amp	BO	200	12	12715N	
Cummins Eng.		Leece Neville 2500JB, 90 Amp	LN	130	12	7612N	7613N
Cummins Eng.		Leece Neville 2600JB, 105 Amp	LN	130	12	7612N	7613N
Cummins Eng.		Motorola 8LHA, 130 Amp, Std. Regulator	LN	160	12	8329N	
Cummins L-10	1987-85	20SI Alternator	DR	60	12	7266N	
Cummins L-10		27SI Delco, 12 Volt-1 Wire	DR	80	12	7138N	7850N

ALTERNATORS AND GENERATORS

ENGINE	YEAR	APPLICATION	Mfg	Amp	Volt	PART NO.	OPT. NO.
International (Cont'd)							
S Series (Cont'd)							
Cummins L-10	1987-85	27SI Delco, 12 Volt-100 Amp	DR	100	12	7850N	8076N
Cummins L-10		27SI Delco, 24 Volt-65 Amp	DR	65	24	7197N	
Cummins L-10		30SI Delco	DR	90	12	7262N	
Cummins L-10		Bosch Replacement Unit, 160 Amp, 3 Mounting Ears	BO	160	12	12490N	12715N
Cummins L-10		Bosch Replacement Unit, 200 Amp	BO	200	12	12715N	
Cummins L-10		Leece Neville 2500JB, 90 Amp	LN	130	12	7612N	7613N
Cummins L-10		Leece Neville 2600JB, 105 Amp	LN	130	12	7612N	7613N
Cummins L-10		Motorola 8LHA, 130 Amp, Std. Regulator	LN	160	12	8329N	
Cummins NTC Eng.		20SI Alternator	DR	60	12	7266N	
Cummins NTC Eng.		27SI Delco, 12 Volt-1 Wire	DR	80	12	7138N	7850N
Cummins NTC Eng.		27SI Delco, 12 Volt-100 Amp	DR	100	12	7850N	8076N
Cummins NTC Eng.		27SI Delco, 24 Volt-65 Amp	DR	65	24	7197N	
Cummins NTC Eng.		30SI Delco	DR	90	12	7262N	
Cummins NTC Eng.	1987-80	Bosch Replacement Unit, 160 Amp, 3 Mounting Ears	BO	160	12	12490N	12715N
Cummins NTC Eng.		Bosch Replacement Unit, 200 Amp	BO	200	12	12715N	
Cummins NTC Eng.		Leece Neville 2500JB, 90 Amp	LN	130	12	7612N	7613N
Cummins NTC Eng.		Leece Neville 2600JB, 105 Amp	LN	130	12	7612N	7613N
Cummins NTC Eng.		Motorola 8LHA, 130 Amp, Std. Regulator	LN	160	12	8329N	
Cummins NTC Eng.	1984-80	25SI Alternator	DR	75	12	7255N	8066N
Cummins NTC Eng.		27SI Alternator	DR	80	12	7138N	7850N
Cummins NTC Eng.		27SI Delco	DR	80	12	7138N	7850N
Cummins NTC Eng.		30SI Delco, w/o Transformer	DR	90	12	7262N	
Cummins NTC Eng.		30SI Delco, w/Transformer	DR	90	12	7256N	
DD 6V-71	1987-85	20SI Alternator	DR	60	12	7266N	
DD 6V-71		27SI Delco, 12 Volt-1 Wire	DR	80	12	7138N	7850N
DD 6V-71		27SI Delco, 12 Volt-100 Amp	DR	100	12	7850N	8076N
DD 6V-71		27SI Delco, 24 Volt-65 Amp	DR	65	24	7197N	
DD 6V-71		30SI Delco	DR	90	12	7262N	
DD 6V-71	1987-77	Bosch Replacement Unit, 160 Amp, 3 Mounting Ears	BO	160	12	12490N	12715N
DD 6V-71		Bosch Replacement Unit, 200 Amp	BO	200	12	12715N	
DD 6V-71		Leece Neville 2500JB, 90 Amp	LN	130	12	7612N	7613N
DD 6V-71		Leece Neville 2600JB, 105 Amp	LN	130	12	7612N	7613N
DD 6V-71		Motorola 8LHA, 130 Amp, Std. Regulator	LN	160	12	8329N	
DD 6V-71	1984-80	30SI Delco, w/o Transformer	DR	90	12	7262N	
DD 6V-71		30SI Delco, w/Transformer	DR	90	12	7256N	
DD 6V-71	1984-77	25SI Alternator	DR	75	12	7255N	8066N
DD 6V-71		27SI Alternator	DR	80	12	7138N	7850N
DD 6V-71		27SI Delco	DR	80	12	7138N	7850N
DD 6V-92	1987-85	20SI Alternator	DR	60	12	7266N	
DD 6V-92		27SI Delco, 12 Volt-1 Wire	DR	80	12	7138N	7850N
DD 6V-92		27SI Delco, 12 Volt-100 Amp	DR	100	12	7850N	8076N
DD 6V-92		27SI Delco, 24 Volt-65 Amp	DR	65	24	7197N	
DD 6V-92		30SI Delco	DR	90	12	7262N	
DD 6V-92	1987-80	Bosch Replacement Unit, 160 Amp, 3 Mounting Ears	BO	160	12	12490N	12715N
DD 6V-92		Bosch Replacement Unit, 200 Amp	BO	200	12	12715N	
DD 6V-92		Leece Neville 2500JB, 90 Amp	LN	130	12	7612N	7613N
DD 6V-92		Leece Neville 2600JB, 105 Amp	LN	130	12	7612N	7613N
DD 6V-92		Motorola 8LHA, 130 Amp, Std. Regulator	LN	160	12	8329N	
DD 6V-92	1984-80	25SI Alternator	DR	75	12	7255N	8066N
DD 6V-92		27SI Alternator	DR	80	12	7138N	7850N
DD 6V-92		27SI Delco	DR	80	12	7138N	7850N
DD 6V-92		30SI Delco, w/o Transformer	DR	90	12	7262N	
DD 6V-92		30SI Delco, w/Transformer	DR	90	12	7256N	
DD 8V-71		25SI Alternator	DR	75	12	7255N	8066N
DD 8V-71		27SI Alternator	DR	80	12	7138N	7850N
DD 8V-71		27SI Delco	DR	80	12	7138N	7850N
DD 8V-71		30SI Delco, w/o Transformer	DR	90	12	7262N	
DD 8V-71		30SI Delco, w/Transformer	DR	90	12	7256N	
DD 8V-71		Bosch Replacement Unit, 160 Amp, 3 Mounting Ears	BO	160	12	12490N	12715N
DD 8V-71		Bosch Replacement Unit, 200 Amp	BO	200	12	12715N	
DD 8V-71		Leece Neville 2500JB, 90 Amp	LN	130	12	7612N	7613N
DD 8V-71		Leece Neville 2600JB, 105 Amp	LN	130	12	7612N	7613N
DD 8V-71		Motorola 8LHA, 130 Amp, Std. Regulator	LN	160	12	8329N	
DD DT-360	1987-85	20SI Alternator	DR	60	12	7266N	
DD DT-360		27SI Delco, 12 Volt-1 Wire	DR	80	12	7138N	7850N
DD DT-360		27SI Delco, 12 Volt-100 Amp	DR	100	12	7850N	8076N

ALTERNATORS

ALTERNATORS AND GENERATORS

ENGINE	YEAR	APPLICATION	Mfg	Amp	Volt	PART NO.	OPT. NO.
International (Cont'd)							
S Series (Cont'd)							
DD DT-360	1987-85	27SI Delco, 24 Volt-65 Amp	DR	65	24	7197N	
DD DT-360		30SI Delco	DR	90	12	7262N	
DD DT-360		Bosch Replacement Unit, 160 Amp, 3 Mounting Ears	BO	160	12	12490N	12715N
DD DT-360		Bosch Replacement Unit, 200 Amp	BO	200	12	12715N	
DD DT-360		Leece Neville 2500JB, 90 Amp	LN	130	12	7612N	7613N
DD DT-360		Leece Neville 2600JB, 105 Amp	LN	130	12	7612N	7613N
DD DT-360		Motorola 8LHA, 130 Amp, Std. Regulator	LN	160	12	8329N	
DD DT-466		20SI Alternator	DR	60	12	7266N	
DD DT-466		27SI Delco, 12 Volt-1 Wire	DR	80	12	7138N	7850N
DD DT-466		27SI Delco, 12 Volt-100 Amp	DR	100	12	7850N	8076N
DD DT-466		27SI Delco, 24 Volt-65 Amp	DR	65	24	7197N	
DD DT-466		30SI Delco	DR	90	12	7262N	
DD DT-466	1987-77	Bosch Replacement Unit, 160 Amp, 3 Mounting Ears	BO	160	12	12490N	12715N
DD DT-466		Bosch Replacement Unit, 200 Amp	BO	200	12	12715N	
DD DT-466		Leece Neville 2500JB, 90 Amp	LN	130	12	7612N	7613N
DD DT-466		Leece Neville 2600JB, 105 Amp	LN	130	12	7612N	7613N
DD DT-466		Motorola 8LHA, 130 Amp, Std. Regulator	LN	160	12	8329N	
DD DT-466	1984-80	30SI Delco, w/o Transformer	DR	90	12	7262N	
DD DT-466		30SI Delco, w/Transformer	DR	90	12	7256N	
DD DT-466	1984-77	25SI Alternator	DR	75	12	7255N	8066N
DD DT-466		27SI Alternator	DR	80	12	7138N	7850N
DD DT-466		27SI Delco	DR	80	12	7138N	7850N
DD DT-466	1987-85	20SI Alternator	DR	60	12	7266N	
IHC 6.9L		27SI Delco, 12 Volt-1 Wire	DR	80	12	7138N	7850N
IHC 6.9L		27SI Delco, 12 Volt-100 Amp	DR	100	12	7850N	8076N
IHC 6.9L		27SI Delco, 24 Volt-65 Amp	DR	65	24	7197N	
IHC 6.9L		30SI Delco	DR	90	12	7262N	
IHC 6.9L		Bosch Replacement Unit, 160 Amp, 3 Mounting Ears	BO	160	12	12490N	12715N
IHC 6.9L		Bosch Replacement Unit, 200 Amp	BO	200	12	12715N	
IHC 6.9L		Leece Neville 2500JB, 90 Amp	LN	130	12	7612N	7613N
IHC 6.9L		Leece Neville 2600JB, 105 Amp	LN	130	12	7612N	7613N
IHC 6.9L		Motorola 8LHA, 130 Amp, Std. Regulator	LN	160	12	8329N	
IHC 7.3L (T-444E)		20SI Alternator	DR	60	12	7266N	
IHC 7.3L (T-444E)		27SI Delco, 12 Volt-1 Wire	DR	80	12	7138N	7850N
IHC 7.3L (T-444E)		27SI Delco, 12 Volt-100 Amp	DR	100	12	7850N	8076N
IHC 7.3L (T-444E)		27SI Delco, 24 Volt-65 Amp	DR	65	24	7197N	
IHC 7.3L (T-444E)		30SI Delco	DR	90	12	7262N	
IHC 7.3L (T-444E)		Bosch Replacement Unit, 160 Amp, 3 Mounting Ears	BO	160	12	12490N	12715N
IHC 7.3L (T-444E)		Bosch Replacement Unit, 200 Amp	BO	200	12	12715N	
IHC 7.3L (T-444E)		Leece Neville 2500JB, 90 Amp	LN	130	12	7612N	7613N
IHC 7.3L (T-444E)		Leece Neville 2600JB, 105 Amp	LN	130	12	7612N	7613N
IHC 7.3L (T-444E)		Motorola 8LHA, 130 Amp, Std. Regulator	LN	160	12	8329N	
IHC 9.0L		20SI Alternator	DR	60	12	7266N	
IHC 9.0L		27SI Delco, 12 Volt-1 Wire	DR	80	12	7138N	7850N
IHC 9.0L		27SI Delco, 12 Volt-100 Amp	DR	100	12	7850N	8076N
IHC 9.0L		27SI Delco, 24 Volt-65 Amp	DR	65	24	7197N	
IHC 9.0L		30SI Delco	DR	90	12	7262N	
IHC 9.0L	1987-80	Bosch Replacement Unit, 160 Amp, 3 Mounting Ears	BO	160	12	12490N	12715N
IHC 9.0L		Bosch Replacement Unit, 200 Amp	BO	200	12	12715N	
IHC 9.0L		Leece Neville 2500JB, 90 Amp	LN	130	12	7612N	7613N
IHC 9.0L		Leece Neville 2600JB, 105 Amp	LN	130	12	7612N	7613N
IHC 9.0L		Motorola 8LHA, 130 Amp, Std. Regulator	LN	160	12	8329N	
IHC 9.0L	1984-80	25SI Alternator	DR	75	12	7255N	8066N
IHC 9.0L		27SI Alternator	DR	80	12	7138N	7850N
IHC 9.0L		27SI Delco	DR	80	12	7138N	7850N
IHC 9.0L		30SI Delco, w/o Transformer	DR	90	12	7262N	
IHC 9.0L		30SI Delco, w/Transformer	DR	90	12	7256N	
IHC V-345 / 392		25SI Alternator	DR	75	12	7255N	8066N
IHC V-345 / 392		27SI Alternator	DR	80	12	7138N	7850N
IHC V-345 / 392		27SI Delco	DR	80	12	7138N	7850N
IHC V-345 / 392		30SI Delco, w/o Transformer	DR	90	12	7262N	
IHC V-345 / 392		30SI Delco, w/Transformer	DR	90	12	7256N	
IHC V-345 / 392		Bosch Replacement Unit, 160 Amp, 3 Mounting Ears	BO	160	12	12490N	12715N
IHC V-345 / 392		Bosch Replacement Unit, 200 Amp	BO	200	12	12715N	
IHC V-345 / 392		Leece Neville 2500JB, 90 Amp	LN	130	12	7612N	7613N
IHC V-345 / 392		Leece Neville 2600JB, 105 Amp	LN	130	12	7612N	7613N

ALTERNATORS

ALTERNATORS AND GENERATORS

ENGINE	YEAR	APPLICATION	Mfg	Amp	Volt	PART NO.	OPT. NO.
International (Cont'd)							
S Series (Cont'd)							
IHC V-345 / 392	1984-80	Motorola 8LHA, 130 Amp, Std. Regulator	LN	160	12	8329N	
IHC V-800	1979-77	25SI Alternator	DR	75	12	7255N	8066N
IHC V-800		27SI Alternator	DR	80	12	7138N	7850N
IHC V-800		27SI Delco	DR	80	12	7138N	7850N
IHC V-800		Bosch Replacement Unit, 160 Amp, 3 Mounting Ears	BO	160	12	12490N	12715N
IHC V-800		Bosch Replacement Unit, 200 Amp	BO	200	12	12715N	
IHC V-800		Leece Neville 2500JB, 90 Amp	LN	130	12	7612N	7613N
IHC V-800		Leece Neville 2600JB, 105 Amp	LN	130	12	7612N	7613N
IHC V-800		Motorola 8LHA, 130 Amp, Std. Regulator	LN	160	12	8329N	
Scout							
L4 2.5L 152cid	1970-68	Std. 10DN Alt.	DR	63	12	7122N	
L4 2.5L 152cid	1971	Delco Unit	DR	63	12	7127-12N	7294-12N
L4 2.5L 2491cc 152cid	1970-63	Std. 10DN Alt.	DR	63	12	7122N	
L4 2.5L 2491cc 152cid	1971	Delco Unit	DR	63	12	7127-12N	7294-12N
L4 3.2L 196cid	1970-68	Std. 10DN Alt.	DR	63	12	7122N	
L4 3.2L 3203cc 196cid	1970-67	Std. 10DN Alt.	DR	63	12	7122N	
L4 3.2L 3212cc 196cid		Std. 10DN Alt.	DR	63	12	7122N	
L6 4.3L 265cid	1970-69	Std. Unit	DR	63	12	7122N	
V8 4.4L 266cid	1968	Std. Unit	DR	63	12	7122N	
V8 5.0L 304cid	1970-69	Std. Unit	DR	63	12	7122N	
V8 5.0L 4982cc 304cid		Std. Unit	DR	63	12	7122N	
V8 5.0L 4983cc 304cid		Std. Unit	DR	63	12	7122N	
Scout II							
L4 2.5L 2491cc 152cid	1971	Delco Unit	DR	63	12	7127-12N	7294-12N
L4 3.2L 196cid	1980-76	Delco Unit	DR	63	12	7127-12N	7294-12N
L4 3.2L 196cid	1974-71	Delco Unit, Opt. 10SI Alt	DR	63	12	7127-12N	7294-12N
L4 3.2L 196cid		Delco Unit, Std. 10SI Alt	DR	63	12	7127-12N	7294-12N
L4 3.2L 196cid	1975	Opt. Delco Unit, 63 Amp	DR	63	12	7127-12N	7294-12N
L4 3.2L 196cid		Std. Delco Unit, 42 Amp	DR	63	12	7127-12N	7294-12N
L4 3.2L 3203cc 196cid	1974-71	Delco Unit, Opt. 10SI Alt	DR	63	12	7127-12N	7294-12N
L4 3.2L 3203cc 196cid		Delco Unit, Std. 10SI Alt	DR	63	12	7127-12N	7294-12N
L4 3.2L 3212cc 196cid		Delco Unit, Opt. 10SI Alt	DR	63	12	7127-12N	7294-12N
L4 3.2L 3212cc 196cid		Delco Unit, Std. 10SI Alt	DR	63	12	7127-12N	7294-12N
L6 3.8L 232cid	1971	Delco Unit, Opt. 10SI Alt	DR	63	12	7127-12N	7294-12N
L6 3.8L 232cid		Delco Unit, Std. 10SI Alt	DR	63	12	7127-12N	7294-12N
L6 3.8L 3802cc 232cid		Delco Unit, Opt. 10SI Alt	DR	63	12	7127-12N	7294-12N
L6 3.8L 3802cc 232cid		Delco Unit, Std. 10SI Alt	DR	63	12	7127-12N	7294-12N
L6 4.2L 258cid	1973	Delco Unit, Opt. 10SI Alt	DR	63	12	7127-12N	7294-12N
L6 4.2L 258cid		Delco Unit, Std. 10SI Alt	DR	63	12	7127-12N	7294-12N
L6 4.2L 4228cc 258cid		Delco Unit, Opt. 10SI Alt	DR	63	12	7127-12N	7294-12N
L6 4.2L 4228cc 258cid		Delco Unit, Std. 10SI Alt	DR	63	12	7127-12N	7294-12N
L6 4.2L 4229cc 258cid		Delco Unit, Opt. 10SI Alt	DR	63	12	7127-12N	7294-12N
L6 4.2L 4229cc 258cid		Delco Unit, Std. 10SI Alt	DR	63	12	7127-12N	7294-12N
V8 5.0L 304cid	1979-71	Delco Unit, Opt. 10SI Alt	DR	63	12	7127-12N	7294-12N
V8 5.0L 304cid		Delco Unit, Std. 10SI Alt	DR	63	12	7127-12N	7294-12N
V8 5.0L 304cid	1980	Delco Unit	DR	63	12	7127-12N	7294-12N
V8 5.0L 4982cc 304cid	1974-71	Delco Unit, Opt. 10SI Alt	DR	63	12	7127-12N	7294-12N
V8 5.0L 4982cc 304cid		Delco Unit, Std. 10SI Alt	DR	63	12	7127-12N	7294-12N
V8 5.0L 4983cc 304cid		Delco Unit, Opt. 10SI Alt	DR	63	12	7127-12N	7294-12N
V8 5.0L 4983cc 304cid		Delco Unit, Std. 10SI Alt	DR	63	12	7127-12N	7294-12N
V8 5.7L 345cid	1974-72	Delco Unit, Opt. 10SI Alt	DR	63	12	7127-12N	7294-12N
V8 5.7L 345cid		Delco Unit, Std. 10SI Alt	DR	63	12	7127-12N	7294-12N
V8 6.4L 392cid	1975	Delco Unit, Opt. 10SI Alt	DR	63	12	7127-12N	7294-12N
V8 6.4L 392cid		Delco Unit, Std. 10SI Alt	DR	63	12	7127-12N	7294-12N
Transtar							
Caterpillar 3406	1987-80	25SI Alternator	DR	75	12	7255N	8066N
Caterpillar 3406	1987-75	30SI Delco, w/o Transformer	DR	90	12	7262N	
Caterpillar 3406		30SI Delco, w/Transformer	DR	90	12	7256N	
Caterpillar 3406		Bosch Replacement Unit, 160 Amp, 3 Mounting Ears	BO	160	12	12490N	12715N
Caterpillar 3406		Bosch Replacement Unit, 200 Amp	BO	200	12	12715N	
Caterpillar 3406		Leece Neville 2500JB, 90 Amp	LN	130	12	7612N	7613N
Caterpillar 3406		Leece Neville 2600JB, 105 Amp	LN	130	12	7612N	7613N
Caterpillar 3406		Motorola 8LHA, 130 Amp, Std. Regulator	LN	160	12	8329N	
Caterpillar 3406	1979-75	27SI Alternator	DR	80	12	7138N	7850N

ALTERNATORS

ALTERNATORS AND GENERATORS

ENGINE	YEAR	APPLICATION	Mfg	Amp	Volt	PART NO.	OPT. NO.
International (Cont'd)							
Transtar (Cont'd)							
Caterpillar 3406	1979-75	27SI Delco	DR	80	12	7138N	7850N
Caterpillar 3406	1979-73	25SI Alternator	DR	75	12	7255N	8066N
Caterpillar 3406	1974-73	27SI Alternator	DR	80	12	7138N	7850N
Caterpillar 3406		27SI Delco	DR	80	12	7138N	7850N
Caterpillar 3408	1987-80	25SI Alternator	DR	75	12	7255N	8066N
Caterpillar 3408		30SI Delco, w/o Transformer	DR	90	12	7262N	
Caterpillar 3408		30SI Delco, w/Transformer	DR	90	12	7256N	
Caterpillar 3408		Bosch Replacement Unit, 160 Amp, 3 Mounting Ears	BO	160	12	12490N	12715N
Caterpillar 3408		Bosch Replacement Unit, 200 Amp	BO	200	12	12715N	
Caterpillar 3408		Leece Neville 2500JB, 90 Amp	LN	130	12	7612N	7613N
Caterpillar 3408		Leece Neville 2600JB, 105 Amp	LN	130	12	7612N	7613N
Caterpillar 3408		Motorola 8LHA, 130 Amp, Std. Regulator	LN	160	12	8329N	
Cummins Eng.		25SI Alternator	DR	75	12	7255N	8066N
Cummins Eng.		30SI Delco, w/o Transformer	DR	90	12	7262N	
Cummins Eng.		30SI Delco, w/Transformer	DR	90	12	7256N	
Cummins Eng.		Bosch Replacement Unit, 160 Amp, 3 Mounting Ears	BO	160	12	12490N	12715N
Cummins Eng.		Bosch Replacement Unit, 200 Amp	BO	200	12	12715N	
Cummins Eng.		Leece Neville 2500JB, 90 Amp	LN	130	12	7612N	7613N
Cummins Eng.		Leece Neville 2600JB, 105 Amp	LN	130	12	7612N	7613N
Cummins Eng.		Motorola 8LHA, 130 Amp, Std. Regulator	LN	160	12	8329N	
Cummins K / KT / KTA	1979-75	25SI Alternator	DR	75	12	7255N	8066N
Cummins K / KT / KTA		27SI Alternator	DR	80	12	7138N	7850N
Cummins K / KT / KTA		27SI Delco	DR	80	12	7138N	7850N
Cummins K / KT / KTA		30SI Delco, w/o Transformer	DR	90	12	7262N	
Cummins K / KT / KTA		30SI Delco, w/Transformer	DR	90	12	7256N	
Cummins K / KT / KTA		Bosch Replacement Unit, 160 Amp, 3 Mounting Ears	BO	160	12	12490N	12715N
Cummins K / KT / KTA		Bosch Replacement Unit, 200 Amp	BO	200	12	12715N	
Cummins K / KT / KTA		Leece Neville 2500JB, 90 Amp	LN	130	12	7612N	7613N
Cummins K / KT / KTA		Leece Neville 2600JB, 105 Amp	LN	130	12	7612N	7613N
Cummins K / KT / KTA		Motorola 8LHA, 130 Amp, Std. Regulator	LN	160	12	8329N	
Cummins NH / NTA / NTC		27SI Alternator	DR	80	12	7138N	7850N
Cummins NH / NTA / NTC		27SI Delco	DR	80	12	7138N	7850N
Cummins NH / NTA / NTC		30SI Delco, w/o Transformer	DR	90	12	7262N	
Cummins NH / NTA / NTC		30SI Delco, w/Transformer	DR	90	12	7256N	
Cummins NH / NTA / NTC		Bosch Replacement Unit, 160 Amp, 3 Mounting Ears	BO	160	12	12490N	12715N
Cummins NH / NTA / NTC		Bosch Replacement Unit, 200 Amp	BO	200	12	12715N	
Cummins NH / NTA / NTC		Leece Neville 2500JB, 90 Amp	LN	130	12	7612N	7613N
Cummins NH / NTA / NTC		Leece Neville 2600JB, 105 Amp	LN	130	12	7612N	7613N
Cummins NH / NTA / NTC		Motorola 8LHA, 130 Amp, Std. Regulator	LN	160	12	8329N	
Cummins NH / NTA / NTC	1979-71	25SI Alternator	DR	75	12	7255N	8066N
Cummins NH / NTA / NTC	1974-71	27SI Alternator	DR	80	12	7138N	7850N
Cummins NH / NTA / NTC		27SI Delco	DR	80	12	7138N	7850N
Cummins Super 250	1979-75	27SI Alternator	DR	80	12	7138N	7850N
Cummins Super 250		27SI Delco	DR	80	12	7138N	7850N
Cummins Super 250		30SI Delco, w/o Transformer	DR	90	12	7262N	
Cummins Super 250		30SI Delco, w/Transformer	DR	90	12	7256N	
Cummins Super 250		Bosch Replacement Unit, 160 Amp, 3 Mounting Ears	BO	160	12	12490N	12715N
Cummins Super 250		Bosch Replacement Unit, 200 Amp	BO	200	12	12715N	
Cummins Super 250		Leece Neville 2500JB, 90 Amp	LN	130	12	7612N	7613N
Cummins Super 250		Leece Neville 2600JB, 105 Amp	LN	130	12	7612N	7613N
Cummins Super 250		Motorola 8LHA, 130 Amp, Std. Regulator	LN	160	12	8329N	
Cummins Super 250	1979-71	25SI Alternator	DR	75	12	7255N	8066N
Cummins Super 250	1974-71	27SI Alternator	DR	80	12	7138N	7850N
Cummins Super 250		27SI Delco	DR	80	12	7138N	7850N
Cummins V-903	1979-75	27SI Alternator	DR	80	12	7138N	7850N
Cummins V-903		27SI Delco	DR	80	12	7138N	7850N
Cummins V-903		30SI Delco, w/o Transformer	DR	90	12	7262N	
Cummins V-903		30SI Delco, w/Transformer	DR	90	12	7256N	
Cummins V-903		Bosch Replacement Unit, 160 Amp, 3 Mounting Ears	BO	160	12	12490N	12715N
Cummins V-903		Bosch Replacement Unit, 200 Amp	BO	200	12	12715N	
Cummins V-903		Leece Neville 2500JB, 90 Amp	LN	130	12	7612N	7613N
Cummins V-903		Leece Neville 2600JB, 105 Amp	LN	130	12	7612N	7613N
Cummins V-903		Motorola 8LHA, 130 Amp, Std. Regulator	LN	160	12	8329N	
Cummins V-903	1979-71	25SI Alternator	DR	75	12	7255N	8066N
Cummins V-903	1974-71	27SI Alternator	DR	80	12	7138N	7850N
Cummins V-903		27SI Delco	DR	80	12	7138N	7850N

ALTERNATORS

ALTERNATORS AND GENERATORS

ENGINE	YEAR	APPLICATION	Mfg	Amp	Volt	PART NO.	OPT. NO.
International (Cont'd)							
Transtar (Cont'd)							
DD 12V-71	1976-75	27SI Alternator	DR	80	12	7138N	7850N
DD 12V-71		27SI Delco	DR	80	12	7138N	7850N
DD 12V-71		30SI Delco, w/o Transformer	DR	90	12	7262N	
DD 12V-71		30SI Delco, w/Transformer	DR	90	12	7256N	
DD 12V-71		Bosch Replacement Unit, 160 Amp, 3 Mounting Ears	BO	160	12	12490N	12715N
DD 12V-71		Bosch Replacement Unit, 200 Amp	BO	200	12	12715N	
DD 12V-71		Leece Neville 2500JB, 90 Amp	LN	130	12	7612N	7613N
DD 12V-71		Leece Neville 2600JB, 105 Amp	LN	130	12	7612N	7613N
DD 12V-71		Motorola 8LHA, 130 Amp, Std. Regulator	LN	160	12	8329N	
DD 12V-71	1976-71	25SI Alternator	DR	75	12	7255N	8066N
DD 12V-71	1974-71	27SI Alternator	DR	80	12	7138N	7850N
DD 12V-71		27SI Delco	DR	80	12	7138N	7850N
DD 6V-53		25SI Alternator	DR	75	12	7255N	8066N
DD 6V-53		27SI Alternator	DR	80	12	7138N	7850N
DD 6V-53		27SI Delco	DR	80	12	7138N	7850N
DD 6V-71	1976-75	27SI Alternator	DR	80	12	7138N	7850N
DD 6V-71		27SI Delco	DR	80	12	7138N	7850N
DD 6V-71		30SI Delco, w/o Transformer	DR	90	12	7262N	
DD 6V-71		30SI Delco, w/Transformer	DR	90	12	7256N	
DD 6V-71		Bosch Replacement Unit, 160 Amp, 3 Mounting Ears	BO	160	12	12490N	12715N
DD 6V-71		Bosch Replacement Unit, 200 Amp	BO	200	12	12715N	
DD 6V-71		Leece Neville 2500JB, 90 Amp	LN	130	12	7612N	7613N
DD 6V-71		Leece Neville 2600JB, 105 Amp	LN	130	12	7612N	7613N
DD 6V-71		Motorola 8LHA, 130 Amp, Std. Regulator	LN	160	12	8329N	
DD 6V-71	1976-71	25SI Alternator	DR	75	12	7255N	8066N
DD 6V-71	1974-71	27SI Alternator	DR	80	12	7138N	7850N
DD 6V-71		27SI Delco	DR	80	12	7138N	7850N
DD 6V-92	1987-80	25SI Alternator	DR	75	12	7255N	8066N
DD 6V-92		30SI Delco, w/o Transformer	DR	90	12	7262N	
DD 6V-92		30SI Delco, w/Transformer	DR	90	12	7256N	
DD 6V-92		Bosch Replacement Unit, 160 Amp, 3 Mounting Ears	BO	160	12	12490N	12715N
DD 6V-92		Bosch Replacement Unit, 200 Amp	BO	200	12	12715N	
DD 6V-92		Leece Neville 2500JB, 90 Amp	LN	130	12	7612N	7613N
DD 6V-92		Leece Neville 2600JB, 105 Amp	LN	130	12	7612N	7613N
DD 6V-92		Motorola 8LHA, 130 Amp, Std. Regulator	LN	160	12	8329N	
DD 8V-71		25SI Alternator	DR	75	12	7255N	8066N
DD 8V-71	1987-75	30SI Delco, w/o Transformer	DR	90	12	7262N	
DD 8V-71		30SI Delco, w/Transformer	DR	90	12	7256N	
DD 8V-71		Bosch Replacement Unit, 160 Amp, 3 Mounting Ears	BO	160	12	12490N	12715N
DD 8V-71		Bosch Replacement Unit, 200 Amp	BO	200	12	12715N	
DD 8V-71		Leece Neville 2500JB, 90 Amp	LN	130	12	7612N	7613N
DD 8V-71		Leece Neville 2600JB, 105 Amp	LN	130	12	7612N	7613N
DD 8V-71		Motorola 8LHA, 130 Amp, Std. Regulator	LN	160	12	8329N	
DD 8V-71	1979-75	27SI Alternator	DR	80	12	7138N	7850N
DD 8V-71		27SI Delco	DR	80	12	7138N	7850N
DD 8V-71	1979-71	25SI Alternator	DR	75	12	7255N	8066N
DD 8V-71	1974-71	27SI Alternator	DR	80	12	7138N	7850N
DD 8V-71		27SI Delco	DR	80	12	7138N	7850N
DD 8V-92	1987-80	25SI Alternator	DR	75	12	7255N	8066N
DD 8V-92	1987-75	30SI Delco, w/o Transformer	DR	90	12	7262N	
DD 8V-92		30SI Delco, w/Transformer	DR	90	12	7256N	
DD 8V-92		Bosch Replacement Unit, 160 Amp, 3 Mounting Ears	BO	160	12	12490N	12715N
DD 8V-92		Bosch Replacement Unit, 200 Amp	BO	200	12	12715N	
DD 8V-92		Leece Neville 2500JB, 90 Amp	LN	130	12	7612N	7613N
DD 8V-92		Leece Neville 2600JB, 105 Amp	LN	130	12	7612N	7613N
DD 8V-92		Motorola 8LHA, 130 Amp, Std. Regulator	LN	160	12	8329N	
DD 8V-92	1979-75	27SI Alternator	DR	80	12	7138N	7850N
DD 8V-92		27SI Delco	DR	80	12	7138N	7850N
DD 8V-92	1979-71	25SI Alternator	DR	75	12	7255N	8066N
DD 8V-92	1974-71	27SI Alternator	DR	80	12	7138N	7850N
DD 8V-92		27SI Delco	DR	80	12	7138N	7850N
IHC V-800	1987-80	25SI Alternator	DR	75	12	7255N	8066N
IHC V-800	1987-75	30SI Delco, w/o Transformer	DR	90	12	7262N	
IHC V-800		30SI Delco, w/Transformer	DR	90	12	7256N	
IHC V-800		Bosch Replacement Unit, 160 Amp, 3 Mounting Ears	BO	160	12	12490N	12715N
IHC V-800		Bosch Replacement Unit, 200 Amp	BO	200	12	12715N	

ALTERNATORS

ALTERNATORS AND GENERATORS

ENGINE	YEAR	APPLICATION	Mfg	Amp	Volt	PART NO.	OPT. NO.
International (Cont'd)							
Transtar (Cont'd)							
IHC V-800	1987-75	Leece Neville 2500JB, 90 Amp	LN	130	12	7612N	7613N
IHC V-800		Leece Neville 2600JB, 105 Amp	LN	130	12	7612N	7613N
IHC V-800		Motorola 8LHA, 130 Amp, Std. Regulator	LN	160	12	8329N	
IHC V-800	1979-75	25SI Alternator	DR	75	12	7255N	8066N
IHC V-800		27SI Alternator	DR	80	12	7138N	7850N
IHC V-800		27SI Delco	DR	80	12	7138N	7850N
Travelall							
V8 5.0L 304cid	1975	Delco Unit, Opt. 10SI Alt	DR	63	12	7127-12N	7294-12N
V8 5.0L 304cid		Delco Unit, Std. 10SI Alt	DR	63	12	7127-12N	7294-12N
V8 6.4L 392cid		Delco Unit, Opt. 10SI Alt	DR	63	12	7127-12N	7294-12N
V8 6.4L 392cid		Delco Unit, Std. 10SI Alt	DR	63	12	7127-12N	7294-12N
Unitstar							
Cummins Eng.	1974-71	25SI Alternator	DR	75	12	7255N	8066N
Cummins Eng.		27SI Alternator	DR	80	12	7138N	7850N
Cummins Eng.		27SI Delco	DR	80	12	7138N	7850N
DD 12V-71		25SI Alternator	DR	75	12	7255N	8066N
DD 12V-71		27SI Alternator	DR	80	12	7138N	7850N
DD 12V-71		27SI Delco	DR	80	12	7138N	7850N
DD 6V-53		25SI Alternator	DR	75	12	7255N	8066N
DD 6V-53		27SI Alternator	DR	80	12	7138N	7850N
DD 6V-53		27SI Delco	DR	80	12	7138N	7850N
DD 6V-71		25SI Alternator	DR	75	12	7255N	8066N
DD 6V-71		27SI Alternator	DR	80	12	7138N	7850N
DD 6V-71		27SI Delco	DR	80	12	7138N	7850N
DD 8V-71		25SI Alternator	DR	75	12	7255N	8066N
DD 8V-71		27SI Alternator	DR	80	12	7138N	7850N
DD 8V-71		27SI Delco	DR	80	12	7138N	7850N
ISUZU							
4HE1 Engine							
Various Eng.	2001-94	Hit. 24V / 80 Amp, w/Pump	HI	80	24	12718N	
4HF1 Engine							
Various Eng.	2001-94	Hit. 24V / 60 Amp, w/Pump	HI	60	24	12717N	
Various Eng.		Hit. 24V / 80 Amp, w/Pump	HI	80	24	12718N	
4HK1 Engine							
Various Eng.	2001-94	Hit. 24V / 80 Amp, w/Pump	HI	80	24	12718N	
NPR							
L4 3.9L 236cid	1997-90	4BD1 Eng., Hitachi 80 Amp Option	HI	80	12	12235N	
L4 3.9L 236cid		Hitachi System	HI	70	12	12097N	
L4 3.9L 236cid	1990-86	4BD1 Eng., Hitachi System	HI	70	12	14735N	
L4 4.8L 290cid	2006-03	Hitachi, pump driver, 3V pulley	HI	110	12	12536N	
L4 4.8L 290cid	2002-98	w/ Hydro Brakes, Hitachi IR, 80 Amp	HI	80	12	12336N	
L4 4.8L 290cid		w/o Hydro Brakes, Hitachi IR, 80 Amp	HI	80	12	12335N	
L4 5.2L 317cid	2006-05	Hitachi, pump driver, 3V pulley	HI	110	12	12536N	
V8 5.7L 350cid	1997-93	Hitachi 80 Amp Alternator	HI	80	12	12234N	
NQR							
L4 4.8L 290cid	2006-03	Hitachi, pump driver, 3V pulley	HI	110	12	12536N	
L4 4.8L 290cid	2002-98	w/ Hydro Brakes, Hitachi IR, 80 Amp	HI	80	12	12336N	
L4 4.8L 290cid		w/o Hydro Brakes, Hitachi IR, 80 Amp	HI	80	12	12335N	
NRR							
4HE1, 4.8L Diesel.	2006-03	Hitachi, pump driver, 3V pulley	HI	110	12	12536N	
Iveco							
110.16A							
BF6L913	1991-86	BO / IR, 12V/95 Amp	BO	95	12	12169N	
BF6L913	1991-83	BO / IR, 12V/55 Amp	BO	65	12	14390N	
130.13A							
F6L913	1986-85	BO / IR, 12V/95 Amp	BO	95	12	12169N	
F6L913	1986-83	BO / IR, 12V/55 Amp	BO	65	12	14390N	

ALTERNATORS AND GENERATORS

ENGINE	YEAR	APPLICATION	Mfg	Amp	Volt	PART NO.	OPT. NO.
Iveco (Cont'd)							
130.16A							
BF6L913	1991-83	BO / IR, 12V/55 Amp	BO	65	12	14390N	
BF6L913	1986	BO / IR, 12V/95 Amp	BO	95	12	12169N	
75.9A							
F4L913	1986-85	BO / IR, 12V/95 Amp	BO	95	12	12169N	
F4L913	1986-83	BO / IR, 12V/55 Amp	BO	65	12	14390N	
80.13A							
F6L913	1991-85	BO / IR, 12V/95 Amp	BO	95	12	12169N	
F6L913	1991-83	BO / IR, 12V/55 Amp	BO	65	12	14390N	
80.16A							
BF6L913	1991-86	BO / IR, 12V/95 Amp	BO	95	12	12169N	
BF6L913	1985-83	BO / IR, 12V/55 Amp	BO	65	12	14390N	
80.9A							
F4L913	1986-85	BO / IR, 12V/95 Amp	BO	95	12	12169N	
F4L913	1986-83	BO / IR, 12V/55 Amp	BO	65	12	14390N	
90.13A							
F6L913	1986-85	BO / IR, 12V/95 Amp	BO	95	12	12169N	
F6L913	1986-83	BO / IR, 12V/55 Amp	BO	65	12	14390N	
90.9A							
F4L913	1986-85	BO / IR, 12V/95 Amp	BO	95	12	12169N	
F4L913	1986-83	BO / IR, 12V/55 Amp	BO	65	12	14390N	
John Deere							
2.9L							
Eng. Code 3106, 12, 13	All	Magneton IR, 12V/ 55 Amp	MG	55	12	12140N	
Eng. Code 3115, 16		Delco 12SI, 66 Amp, w/R term stud	DR	66	12	7273-RR	
Eng. Code 3117, 21, 22		Magneton IR, 12V/ 55 Amp	MG	55	12	12140N	
Eng. Code 3126		Bosch IR, 55 Amp	BO	55	12	13193N	
8955T / A							
Various Eng.	All	10SI Delco, 24V/ 40 Amp, 3-Pin Plug	DR	40	24	7176N	
Various Eng.		Motorola System (24V - Code 3106)	MO	42	24	7483N	
Kenworth							
All Models (By Engine)							
Caterpillar Eng.	1974-72	Delco 25SI Alternator	DR	75	12	7255N	8066N
Cummins Eng.		Delco 25SI Alternator	DR	75	12	7255N	8066N
Detroit Diesel Eng.		Delco 25SI Alternator	DR	75	12	7255N	8066N
C500							
Caterpillar 1693	1979-73	30SI Delco, 90 Amp, w/Transformer	DR	90	12	7256N	
Caterpillar 1693		30SI Delco, w/o Transformer	DR	90	12	7262N	
Caterpillar 1693		Bosch Replacement Unit, 160 Amp, 3 Mounting Ears	BO	160	12	12490N	12715N
Caterpillar 1693		Bosch Replacement Unit, 200 Amp	BO	200	12	12715N	
Caterpillar 1693		Delco 25SI Alternator	DR	75	12	7255N	8066N
Caterpillar 1693		Leece Neville 2500JB, 90 Amp	LN	130	12	7612N	7613N
Caterpillar 1693		Leece Neville 2600JB, 105 Amp	LN	130	12	7612N	7613N
Caterpillar 1693		Motorola 8LHA, 130 Amp, Std. Regulator	LN	160	12	8329N	
Caterpillar 3176	2008-96	DR 33SI, J-180 Mt., #10 R Term., 135 Amp, Std.	DR	135	12	8083N	8612N
Caterpillar 3176		DR 33SI, J-180 Mt., 135 Amp, Road Gang Pkg.	DR	140	12	8607N	8612N
Caterpillar 3176		DR 33SI, J-180Mt., #10 R Term, 110 Amp, Std.	DR	110	12	8081N	8612N
Caterpillar 3176		DR 35SI HP, J-180 Mtg. 140 Amp, Repl. 33SI, High Temp Pkg. .	DR	140	12	8607N	8612N
Caterpillar 3176		DR 35SI, J-180 Mt., (33SI Upgrade) 110 Amp, Std.	DR	140	12	8607N	8612N
Caterpillar 3176		DR 35SI, J-180 Mtg, 135 Amp, Repl. 33SI, Std.	DR	140	12	8607N	8612N
Caterpillar 3176		DR 35SI, J-180 Mtg. 135 Amp, Repl. 33SI, Road Gang Pkg.	DR	140	12	8607N	8612N
Caterpillar 3176		DR 36SI, J-180 Mt. (33SI Upgrade) 170 Amp	DR	170	12	8612N	
Caterpillar 3176	2003-96	DR 22SI J-180 Mt., 130 Amp, 14.1 Vset	DR	145	12	8078N	7685N
Caterpillar 3176		DR 22SI J-180 Mt., 130-145 Amp, 14.5 Vset	DR	145	12	8078N-1	7685N
Caterpillar 3176		DR 22SI J-180 Mt., 145 Amp, 14.1 Vset	DR	145	12	8078N	7685N
Caterpillar 3176		Opt. Serv. Repl., DR 24SI, J180 Mt., 160 Amp	DR	160	12	8718N	
Caterpillar 3176	2003-91	Bosch Replacement Unit, 160 Amp, 3 Mounting Ears	BO	160	12	12490N	12715N
Caterpillar 3176		Bosch Replacement Unit, 200 Amp	BO	200	12	12715N	
Caterpillar 3176		Leece Neville 2500JB, 90 Amp	LN	130	12	7612N	7613N
Caterpillar 3176		Leece Neville 2600JB, 105 Amp	LN	130	12	7612N	7613N

ALTERNATORS

ALTERNATORS AND GENERATORS

ENGINE	YEAR	APPLICATION	Mfg	Amp	Volt	PART NO.	OPT. NO.	
Kenworth (Cont'd)								
C500 (Cont'd)								
Caterpillar 3176	2003-91	Leece Neville 2700JB, 130 Amp	LN	130	12	7612N	7613N	
Caterpillar 3176		Leece Neville 2805JB, 145 Amp	LN	160	12	7613N	7613N-LC	
Caterpillar 3176		Leece Neville LC Series, 160 Amp, stator activated, 239 mm Rotor OAL	LN	160	12	7613N-LC		
Caterpillar 3176		Leece Neville, IR/EF, 160 Amp, trio activated, (235mm rotor OAL)	LN	160	12	7613N	7613N-LC	
Caterpillar 3176		Motorola 8LHA, 130 Amp, Std. Regulator	LN	160	12	8329N		
Caterpillar 3176		Motorola 8LHA, 140 Amp, Std. Regulator	LN	160	12	8329N		
Caterpillar 3176	1995-94	Delco 21SI, 115 Amp	DR	145-160	12	7685N	8076N	
Caterpillar 3176		Delco 21SI, 130 Amp	DR	130	12	7681N	7685N	
Caterpillar 3176		Delco 21SI, 145 Amp, 14.1 Vset	DR	145-160	12	7685N	8076N	
Caterpillar 3176		Delco 21SI, 145 Amp, 14.5 Vset	DR	145-160	12	7685N-1	8076N	
Caterpillar 3176	1995-91	DR 30SI, 105 Amp, w/R Pin, w/o Transformer	DR	105	12	7940N		
Caterpillar 3176	1993-91	Delco 26SI, 85 Amp, w/Relay Terminal	DR	85	12	8066N		
Caterpillar 3176	1992-91	Delco 21SI, 130 Amp	DR	130	12	7681N	7685N	
Caterpillar 3176		Delco 21SI, 145 Amp, 14.1 Vset	DR	145-160	12	7685N	8076N	
Caterpillar 3176		Delco 21SI, 145 Amp, 14.5 Vset	DR	145-160	12	7685N-1	8076N	
Caterpillar 3176		Delco 25SI Alternator (1991)	DR	85	12	8066N		
Caterpillar 3176	1993	Delco 21SI (Early '93)	DR	130	12	7681N	7685N	
Caterpillar 3176		Delco 21SI (Early '93) 14.1 Vset	DR	145-160	12	7685N	8076N	
Caterpillar 3176		Delco 21SI (Early '93) 14.5 Vset	DR	145-160	12	7685N-1	8076N	
Caterpillar 3176		Delco 21SI (Late '93)	DR	130	12	7681N	7685N	
Caterpillar 3176		Delco 21SI (Late '93) 14.1 Vset	DR	145-160	12	7685N	8076N	
Caterpillar 3306	1995-94	Delco 21SI, 115 Amp	DR	145-160	12	7685N	8076N	
Caterpillar 3306		Delco 21SI, 130 Amp	DR	130	12	7681N	7685N	
Caterpillar 3306		Delco 21SI, 145 Amp, 14.1 Vset	DR	145-160	12	7685N	8076N	
Caterpillar 3306		Delco 21SI, 145 Amp, 14.5 Vset	DR	145-160	12	7685N-1	8076N	
Caterpillar 3306	1995-91	Leece Neville 2700JB, 130 Amp	LN	130	12	7612N	7613N	
Caterpillar 3306		Leece Neville 2805JB, 145 Amp	LN	160	12	7613N	7613N-LC	
Caterpillar 3306		Leece Neville LC Series, 160 Amp, stator activated, 239 mm Rotor OAL	LN	160	12	7613N-LC		
Caterpillar 3306		Leece Neville, IR/EF, 160 Amp, trio activated, (235mm rotor OAL)	LN	160	12	7613N	7613N-LC	
Caterpillar 3306		Motorola 8LHA, 130 Amp, Std. Regulator	LN	160	12	8329N		
Caterpillar 3306		Motorola 8LHA, 140 Amp, Std. Regulator	LN	160	12	8329N		
Caterpillar 3306	1995-80	Bosch Replacement Unit, 160 Amp, 3 Mounting Ears	BO	160	12	12490N	12715N	
Caterpillar 3306		Bosch Replacement Unit, 200 Amp	BO	200	12	12715N		
Caterpillar 3306		Leece Neville 2500JB, 90 Amp	LN	130	12	7612N	7613N	
Caterpillar 3306		Leece Neville 2600JB, 105 Amp	LN	130	12	7612N	7613N	
Caterpillar 3306	1993-91	Delco 26SI, 85 Amp, w/Relay Terminal	DR	85	12	8066N		
Caterpillar 3306	1993-86	DR 30SI, 105 Amp, w/R Pin, w/o Transformer	DR	105	12	7940N		
Caterpillar 3306	1992-91	Delco 21SI, 130 Amp	DR	130	12	7681N	7685N	
Caterpillar 3306		Delco 21SI, 145 Amp, 14.1 Vset	DR	145-160	12	7685N	8076N	
Caterpillar 3306		Delco 21SI, 145 Amp, 14.5 Vset	DR	145-160	12	7685N-1	8076N	
Caterpillar 3306		Delco 25SI Alternator (1991)	DR	85	12	8066N		
Caterpillar 3306	1990-86	Delco 25SI Alternator	DR	85	12	8066N		
Caterpillar 3306		Delco 25SI Alternator (1986)	DR	75	12	7255N	8066N	
Caterpillar 3306	1990-80	30SI Delco, 90 Amp, w/o Transformer	DR	90	12	7262N		
Caterpillar 3306		30SI Delco, 90 Amp, w/Transformer	DR	90	12	7256N		
Caterpillar 3306		Motorola Loadhandler	LN	160	12	8329N		
Caterpillar 3306	1985-80	Delco 25SI Alternator	DR	75	12	7255N	8066N	
Caterpillar 3306		1993	Delco 21SI (Early '93)	DR	130	12	7681N	7685N
Caterpillar 3306		Delco 21SI (Early '93) 14.1 Vset	DR	145-160	12	7685N	8076N	
Caterpillar 3306		Delco 21SI (Early '93) 14.5 Vset	DR	145-160	12	7685N-1	8076N	
Caterpillar 3306		Delco 21SI (Late '93)	DR	130	12	7681N	7685N	
Caterpillar 3306		Delco 21SI (Late '93) 14.1 Vset	DR	145-160	12	7685N	8076N	
Caterpillar 3406	2008-96	DR 33SI, J-180 Mt., #10 R Term., 135 Amp, Std.	DR	135	12	8083N	8612N	
Caterpillar 3406		DR 33SI, J-180 Mt., 135 Amp, Road Gang Pkg.	DR	140	12	8607N	8612N	
Caterpillar 3406		DR 33SI, J-180Mt., #10 R Term, 110 Amp, Std.	DR	110	12	8081N	8612N	
Caterpillar 3406		DR 35SI HP, J-180 Mtg. 140 Amp, Repl. 33SI, High Temp Pkg. .	DR	140	12	8607N	8612N	
Caterpillar 3406		DR 35SI, J-180 Mt., (33SI Upgrade) 110 Amp, Std.	DR	140	12	8607N	8612N	
Caterpillar 3406		DR 35SI, J-180 Mtg, 135 Amp, Repl. 33SI, Std.	DR	140	12	8607N	8612N	
Caterpillar 3406		DR 35SI, J-180 Mtg. 135 Amp, Repl. 33SI, Road Gang Pkg.	DR	140	12	8607N	8612N	
Caterpillar 3406		DR 36SI, J-180 Mt. (33SI Upgrade) 170 Amp	DR	170	12	8612N		
Caterpillar 3406		2003-96	DR 22SI J-180 Mt., 130 Amp, 14.1 Vset	DR	145	12	8078N	7685N
Caterpillar 3406			DR 22SI J-180 Mt., 130-145 Amp, 14.5 Vset	DR	145	12	8078N-1	7685N

ALTERNATORS AND GENERATORS

ENGINE	YEAR	APPLICATION	Mfg	Amp	Volt	PART NO.	OPT. NO.
Kenworth (Cont'd)							
C500 (Cont'd)							
Caterpillar 3406	2003-96	DR 22SI J-180 Mt., 145 Amp, 14.1 Vset	DR	145	12	8078N	7685N
Caterpillar 3406		Opt. Serv. Repl., DR 24SI, J180 Mt., 160 Amp	DR	160	12	8718N	
Caterpillar 3406	2003-91	Leece Neville 2700JB, 130 Amp	LN	130	12	7612N	7613N
Caterpillar 3406		Leece Neville 2805JB, 145 Amp	LN	160	12	7613N	7613N-LC
Caterpillar 3406		Leece Neville LC Series, 160 Amp, stator activated, 239 mm Rotor OAL	LN	160	12	7613N-LC	
Caterpillar 3406		Leece Neville, IR/EF, 160 Amp, trio activated, (235mm rotor OAL)	LN	160	12	7613N	7613N-LC
Caterpillar 3406		Motorola 8LHA, 130 Amp, Std. Regulator	LN	160	12	8329N	
Caterpillar 3406		Motorola 8LHA, 140 Amp, Std. Regulator	LN	160	12	8329N	
Caterpillar 3406	2003-73	Bosch Replacement Unit, 160 Amp, 3 Mounting Ears	BO	160	12	12490N	12715N
Caterpillar 3406		Bosch Replacement Unit, 200 Amp	BO	200	12	12715N	
Caterpillar 3406		Leece Neville 2500JB, 90 Amp	LN	130	12	7612N	7613N
Caterpillar 3406		Leece Neville 2600JB, 105 Amp	LN	130	12	7612N	7613N
Caterpillar 3406	1995-94	Delco 21SI, 115 Amp	DR	145-160	12	7685N	8076N
Caterpillar 3406		Delco 21SI, 130 Amp	DR	130	12	7681N	7685N
Caterpillar 3406		Delco 21SI, 145 Amp, 14.1 Vset	DR	145-160	12	7685N	8076N
Caterpillar 3406		Delco 21SI, 145 Amp, 14.5 Vset	DR	145-160	12	7685N-1	8076N
Caterpillar 3406	1995-86	DR 30SI, 105 Amp, w/R Pin, w/o Transformer	DR	105	12	7940N	
Caterpillar 3406	1993-91	Delco 26SI, 85 Amp, w/Relay Terminal	DR	85	12	8066N	
Caterpillar 3406	1992-91	Delco 21SI, 130 Amp	DR	130	12	7681N	7685N
Caterpillar 3406		Delco 21SI, 145 Amp, 14.1 Vset	DR	145-160	12	7685N	8076N
Caterpillar 3406		Delco 21SI, 145 Amp, 14.5 Vset	DR	145-160	12	7685N-1	8076N
Caterpillar 3406		Delco 25SI Alternator (1991)	DR	85	12	8066N	
Caterpillar 3406	1990-86	Delco 25SI Alternator	DR	85	12	8066N	
Caterpillar 3406		Delco 25SI Alternator (1986)	DR	75	12	7255N	8066N
Caterpillar 3406	1990-73	30SI Delco, 90 Amp, w/o Transformer	DR	90	12	7262N	
Caterpillar 3406		30SI Delco, 90 Amp, w/Transformer	DR	90	12	7256N	
Caterpillar 3406		Motorola Loadhandler	LN	160	12	8329N	
Caterpillar 3406	1985-73	Delco 25SI Alternator	DR	75	12	7255N	8066N
Caterpillar 3406	1993	Delco 21SI (Early '93)	DR	130	12	7681N	7685N
Caterpillar 3406		Delco 21SI (Early '93) 14.1 Vset	DR	145-160	12	7685N	8076N
Caterpillar 3406		Delco 21SI (Early '93) 14.5 Vset	DR	145-160	12	7685N-1	8076N
Caterpillar 3406		Delco 21SI (Late '93)	DR	130	12	7681N	7685N
Caterpillar 3406		Delco 21SI (Late '93) 14.1 Vset	DR	145-160	12	7685N	8076N
Caterpillar 3408	1985-77	30SI Delco, 90 Amp, w/o Transformer	DR	90	12	7262N	
Caterpillar 3408		30SI Delco, 90 Amp, w/Transformer	DR	90	12	7256N	
Caterpillar 3408		Bosch Replacement Unit, 160 Amp, 3 Mounting Ears	BO	160	12	12490N	12715N
Caterpillar 3408		Bosch Replacement Unit, 200 Amp	BO	200	12	12715N	
Caterpillar 3408		Delco 25SI Alternator	DR	75	12	7255N	8066N
Caterpillar 3408		Leece Neville 2500JB, 90 Amp	LN	130	12	7612N	7613N
Caterpillar 3408		Leece Neville 2600JB, 105 Amp	LN	130	12	7612N	7613N
Caterpillar 3408		Motorola Loadhandler	LN	160	12	8329N	
Caterpillar C-10	2008-96	DR 33SI, J-180 Mt., #10 R Term., 135 Amp, Std.	DR	135	12	8083N	8612N
Caterpillar C-10		DR 33SI, J-180 Mt., 135 Amp, Road Gang Pkg.	DR	140	12	8607N	8612N
Caterpillar C-10		DR 33SI, J-180Mt., #10 R Term, 110 Amp, Std.	DR	110	12	8081N	8612N
Caterpillar C-10		DR 35SI HP, J-180 Mtg. 140 Amp, Repl. 33SI, High Temp Pkg. .	DR	140	12	8607N	8612N
Caterpillar C-10		DR 35SI, J-180 Mt., (33SI Upgrade) 110 Amp, Std.	DR	140	12	8607N	8612N
Caterpillar C-10		DR 35SI, J-180 Mtg, 135 Amp, Repl. 33SI, Std.	DR	140	12	8607N	8612N
Caterpillar C-10		DR 35SI, J-180 Mtg. 135 Amp, Repl. 33SI, Road Gang Pkg.	DR	140	12	8607N	8612N
Caterpillar C-10		DR 36SI, J-180 Mt. (33SI Upgrade) 170 Amp	DR	170	12	8612N	
Caterpillar C-10	2003-96	Bosch Replacement Unit, 160 Amp, 3 Mounting Ears	BO	160	12	12490N	12715N
Caterpillar C-10		Bosch Replacement Unit, 200 Amp	BO	200	12	12715N	
Caterpillar C-10		DR 22SI J-180 Mt., 130 Amp, 14.1 Vset	DR	145	12	8078N	7685N
Caterpillar C-10		DR 22SI J-180 Mt., 130-145 Amp, 14.5 Vset	DR	145	12	8078N-1	7685N
Caterpillar C-10		DR 22SI J-180 Mt., 145 Amp, 14.1 Vset	DR	145	12	8078N	7685N
Caterpillar C-10		Leece Neville 2500JB, 90 Amp	LN	130	12	7612N	7613N
Caterpillar C-10		Leece Neville 2600JB, 105 Amp	LN	130	12	7612N	7613N
Caterpillar C-10		Leece Neville 2700JB, 130 Amp	LN	130	12	7612N	7613N
Caterpillar C-10		Leece Neville 2805JB, 145 Amp	LN	160	12	7613N	7613N-LC
Caterpillar C-10		Leece Neville LC Series, 160 Amp, stator activated, 239 mm Rotor OAL	LN	160	12	7613N-LC	
Caterpillar C-10		Leece Neville, IR/EF, 160 Amp, trio activated, (235mm rotor OAL)	LN	160	12	7613N	7613N-LC
Caterpillar C-10		Motorola 8LHA, 130 Amp, Std. Regulator	LN	160	12	8329N	
Caterpillar C-10		Motorola 8LHA, 140 Amp, Std. Regulator	LN	160	12	8329N	

ALTERNATORS

ALTERNATORS AND GENERATORS

ENGINE	YEAR	APPLICATION	Mfg	Amp	Volt	PART NO.	OPT. NO.
Kenworth (Cont'd)							
C500 (Cont'd)							
Caterpillar C-10	2003-96	Opt. Serv. Repl., DR 24SI, J180 Mt., 160 Amp	DR	160	12	8718N	
Caterpillar C-11	2008-05	DR 35SI HP, Quad Pad Mt., 140 Amp, High Temp. Pkg.	DR	140	12	8609N	8614N
Caterpillar C-11		DR 35SI, Quad Pad Mt., 110 Amp Std.	DR	140	12	8609N	8614N
Caterpillar C-11		DR 35SI, Quad Pad Mt., 135 Amp, Remote Sense	DR	140	12	8609N	8614N
Caterpillar C-11		DR 35SI, Quad Pad Mt., 135 Amp, Road Gang Pkg.	DR	140	12	8609N	8614N
Caterpillar C-11		DR 35SI, Quad Pad Mt., 135 Amp, Std.	DR	140	12	8609N	8614N
Caterpillar C-11		Opt. Ser. Repl. DR 24SI, Quad Pad Mt., 160 Amp	DR	160	12	8719N	
Caterpillar C-11		Opt. Serv. Repl., DR 24SI Quad Pad Mt., 145 Amp	DR	160	12	8707N	
Caterpillar C-11		Opt. Serv. Repl., DR 24SI Quad Pad Mt., 160 Amp	DR	160	12	8707N	
Caterpillar C-11	2007-05	Bosch IR/IF, Repl. Unit, Quad Pad Mtg, 160 Amp	BO	160	12	12491N	12716N
Caterpillar C-11		Bosch IR/IF, Repl. Unit, Quad Pad Mtg, 200 Amp	BO	200	12	12716N	
Caterpillar C-11		Delco 22SI, Quad Pad Mt, 100 Amp	DR	145	12	8362N	12491N
Caterpillar C-11		Delco 22SI, Quad Pad Mt, 145 Amp	DR	145	12	8362N	12491N
Caterpillar C-11		DR 22SI Quad Pad Mt., 130 Amp	DR	145	12	8362N	12491N
Caterpillar C-11		DR 34SI, Quad Pad Mtg., 135 Amp, Remote Sense	DR	140	12	8609N	8614N
Caterpillar C-11		DR 34SI, Quad Pad Mtg., 135 Amp, Road Gang Pkg.	DR	140	12	8609N	8614N
Caterpillar C-11		DR36SI HP,Quad Pad Mt., 170 Amp, High Temp Pkg.	DR	170	12	8614N	
Caterpillar C-11		LN, 160 Amp, w/Lamp Driver Reg.	DR	170	12	8614N	
Caterpillar C-11		Motorola, 140 Amp, No Smart Check Reg.	LN	160	12	8410N	8410N
Caterpillar C-11		Motorola, 160 Amp, No Smart Check Reg.	LN	160	12	8410N	8410N
Caterpillar C-11		Opt. Serv. Repl., DR 24SI, Qaud Pad Mt., 130 Amp	DR	160	12	8707N	
Caterpillar C-11		Std. DR 34SI, 110 Amp, Quad Pad Mt.	DR	140	12	8609N	8614N
Caterpillar C-11		Std. DR 34SI, 135 Amp, Quad Pad Mt.	DR	135	12	8096N	8614N
Caterpillar C-12	2008-96	DR 33SI, J-180 Mt., #10 R Term., 135 Amp, Std.	DR	135	12	8083N	8612N
Caterpillar C-12		DR 33SI, J-180 Mt., 135 Amp, Road Gang Pkg.	DR	140	12	8607N	8612N
Caterpillar C-12		DR 33SI, J-180Mt., #10 R Term, 110 Amp, Std.	DR	110	12	8081N	8612N
Caterpillar C-12		DR 35SI HP, J-180 Mtg, 140 Amp, Repl. 33SI, High Temp Pkg. .	DR	140	12	8607N	8612N
Caterpillar C-12		DR 35SI, J-180 Mt., (33SI Upgrade) 110 Amp, Std.	DR	140	12	8607N	8612N
Caterpillar C-12		DR 35SI, J-180 Mtg, 135 Amp, Repl. 33SI, Std.	DR	140	12	8607N	8612N
Caterpillar C-12		DR 35SI, J-180 Mtg. 135 Amp, Repl. 33SI, Road Gang Pkg.	DR	140	12	8607N	8612N
Caterpillar C-12		DR 36SI, J-180 Mt. (33SI Upgrade) 170 Amp	DR	170	12	8612N	
Caterpillar C-12	2003-96	Bosch Replacement Unit, 160 Amp, 3 Mounting Ears	BO	160	12	12490N	12715N
Caterpillar C-12		Bosch Replacement Unit, 200 Amp	BO	200	12	12715N	
Caterpillar C-12		DR 22SI J-180 Mt., 130 Amp, 14.1 Vset	DR	145	12	8078N	7685N
Caterpillar C-12		DR 22SI J-180 Mt., 130-145 Amp, 14.5 Vset	DR	145	12	8078N-1	7685N
Caterpillar C-12		DR 22SI J-180 Mt., 145 Amp, 14.1 Vset	DR	145	12	8078N	7685N
Caterpillar C-12		Leece Neville 2500JB, 90 Amp	LN	130	12	7612N	7613N
Caterpillar C-12		Leece Neville 2600JB, 105 Amp	LN	130	12	7612N	7613N
Caterpillar C-12		Leece Neville 2700JB, 130 Amp	LN	130	12	7612N	7613N
Caterpillar C-12		Leece Neville 2805JB, 145 Amp	LN	160	12	7613N	7613N-LC
Caterpillar C-12		Leece Neville LC Series, 160 Amp, stator activated, 239 mm Rotor OAL	LN	160	12	7613N-LC	
Caterpillar C-12		Leece Neville, IR/EF, 160 Amp, trio activated, (235mm rotor OAL)	LN	160	12	7613N	7613N-LC
Caterpillar C-12		Motorola 8LHA, 130 Amp, Std. Regulator	LN	160	12	8329N	
Caterpillar C-12		Motorola 8LHA, 140 Amp, Std. Regulator	LN	160	12	8329N	
Caterpillar C-12		Opt. Serv. Repl., DR 24SI, J180 Mt., 160 Amp	DR	160	12	8718N	
Caterpillar C-13	2008-05	DR 35SI HP, Quad Pad Mt., 140 Amp, High Temp. Pkg.	DR	140	12	8609N	8614N
Caterpillar C-13		DR 35SI, Quad Pad Mt, 110 Amp Std.	DR	140	12	8609N	8614N
Caterpillar C-13		DR 35SI, Quad Pad Mt., 135 Amp, Remote Sense	DR	140	12	8609N	8614N
Caterpillar C-13		DR 35SI, Quad Pad Mt., 135 Amp, Road Gang Pkg.	DR	140	12	8609N	8614N
Caterpillar C-13		DR 35SI, Quad Pad Mt., 135 Amp, Std.	DR	140	12	8609N	8614N
Caterpillar C-13		Opt. Ser. Repl. DR 24SI, Quad Pad Mt., 160 Amp	DR	160	12	8719N	
Caterpillar C-13	2007-05	Bosch IR/IF, Repl. Unit, Quad Pad Mtg, 160 Amp	BO	160	12	12491N	12716N
Caterpillar C-13		Bosch IR/IF, Repl. Unit, Quad Pad Mtg, 200 Amp	BO	200	12	12716N	
Caterpillar C-13		Delco 22SI, Quad Pad Mt, 100 Amp	DR	145	12	8362N	12491N
Caterpillar C-13		Delco 22SI, Quad Pad Mt, 145 Amp	DR	145	12	8362N	12491N
Caterpillar C-13		DR 22SI Quad Pad Mt., 130 Amp	DR	145	12	8362N	12491N
Caterpillar C-13		DR 34SI, Quad Pad Mtg., 135 Amp, Remote Sense	DR	140	12	8609N	8614N
Caterpillar C-13		DR 34SI, Quad Pad Mtg., 135 Amp, Road Gang Pkg.	DR	140	12	8609N	8614N
Caterpillar C-13		DR36SI HP,Quad Pad Mt., 170 Amp, High Temp Pkg.	DR	170	12	8614N	
Caterpillar C-13		LN, 160 Amp, w/Lamp Driver Reg.	DR	170	12	8614N	
Caterpillar C-13		Motorola, 140 Amp, No Smart Check Reg.	LN	160	12	8410N	8410N
Caterpillar C-13		Motorola, 160 Amp, No Smart Check Reg.	LN	160	12	8410N	8410N
Caterpillar C-13		Std. DR 34SI, 110 Amp, Quad Pad Mt.	DR	140	12	8609N	8614N
Caterpillar C-13		Std. DR 34SI, 135 Amp, Quad Pad Mt.	DR	135	12	8096N	8614N

ALTERNATORS AND GENERATORS

ENGINE	YEAR	APPLICATION	Mfg	Amp	Volt	PART NO.	OPT. NO.
Kenworth (Cont'd)							
C500 (Cont'd)							
Caterpillar C-15	2008-00	DR 35SI HP, Quad Pad Mt., 140 Amp, High Temp. Pkg.	DR	140	12	8609N	8614N
Caterpillar C-15		DR 35SI, Quad Pad Mt, 110 Amp Std.	DR	140	12	8609N	8614N
Caterpillar C-15		DR 35SI, Quad Pad Mt., 135 Amp, Remote Sense	DR	140	12	8609N	8614N
Caterpillar C-15		DR 35SI, Quad Pad Mt., 135 Amp, Road Gang Pkg.	DR	140	12	8609N	8614N
Caterpillar C-15		DR 35SI, Quad Pad Mt., 135 Amp, Std.	DR	140	12	8609N	8614N
Caterpillar C-15		Opt. Ser. Repl. DR 24SI, Quad Pad Mt., 160 Amp	DR	160	12	8719N	
Caterpillar C-15	2007-00	Bosch IR/IF, Repl. Unit, Quad Pad Mtg, 160 Amp	BO	160	12	12491N	12716N
Caterpillar C-15		Bosch IR/IF, Repl. Unit, Quad Pad Mtg, 200 Amp	BO	200	12	12716N	
Caterpillar C-15		Delco 22SI, Quad Pad Mt, 100 Amp	DR	145	12	8362N	12491N
Caterpillar C-15		Delco 22SI, Quad Pad Mt, 145 Amp	DR	145	12	8362N	12491N
Caterpillar C-15		DR 22SI Quad Pad Mt., 130 Amp	DR	145	12	8362N	12491N
Caterpillar C-15		DR 34SI, Quad Pad Mtg., 135 Amp, Remote Sense	DR	140	12	8609N	8614N
Caterpillar C-15		DR 34SI, Quad Pad Mtg., 135 Amp, Road Gang Pkg.	DR	140	12	8609N	8614N
Caterpillar C-15		DR36SI HP,Quad Pad Mt., 170 Amp, High Temp Pkg.	DR	170	12	8614N	
Caterpillar C-15		LN, 160 Amp, w/Lamp Driver Reg.	DR	170	12	8614N	
Caterpillar C-15		Motorola, 140 Amp, No Smart Check Reg.	LN	160	12	8410N	8410N
Caterpillar C-15		Motorola, 160 Amp, No Smart Check Reg.	LN	160	12	8410N	8410N
Caterpillar C-15		Std. DR 34SI, 110 Amp, Quad Pad Mt.	DR	140	12	8609N	8614N
Caterpillar C-15		Std. DR 34SI, 135 Amp, Quad Pad Mt.	DR	135	12	8096N	8614N
Caterpillar C-16	2008-02	DR 35SI HP, Quad Pad Mt., 140 Amp, High Temp. Pkg.	DR	140	12	8609N	8614N
Caterpillar C-16		DR 35SI, Quad Pad Mt, 110 Amp Std.	DR	140	12	8609N	8614N
Caterpillar C-16		DR 35SI, Quad Pad Mt., 135 Amp, Remote Sense	DR	140	12	8609N	8614N
Caterpillar C-16		DR 35SI, Quad Pad Mt., 135 Amp, Road Gang Pkg.	DR	140	12	8609N	8614N
Caterpillar C-16		DR 35SI, Quad Pad Mt., 135 Amp, Std.	DR	140	12	8609N	8614N
Caterpillar C-16	2003-02	Bosch IR/IF, Repl. Unit, Quad Pad Mtg, 160 Amp	BO	160	12	12491N	12716N
Caterpillar C-16		Bosch IR/IF, Repl. Unit, Quad Pad Mtg, 200 Amp	BO	200	12	12716N	
Caterpillar C-16		Delco 22SI, Quad Pad Mt, 100 Amp	DR	145	12	8362N	12491N
Caterpillar C-16		Delco 22SI, Quad Pad Mt, 145 Amp	DR	145	12	8362N	12491N
Caterpillar C-16		DR 22SI Quad Pad Mt., 130 Amp	DR	145	12	8362N	12491N
Caterpillar C-16		DR 34SI, Quad Pad Mtg., 135 Amp, Remote Sense	DR	140	12	8609N	8614N
Caterpillar C-16		DR 34SI, Quad Pad Mtg., 135 Amp, Road Gang Pkg.	DR	140	12	8609N	8614N
Caterpillar C-16		DR36SI HP,Quad Pad Mt., 170 Amp, High Temp Pkg.	DR	170	12	8614N	
Caterpillar C-16		LN, 160 Amp, w/Lamp Driver Reg.	DR	170	12	8614N	
Caterpillar C-16		Motorola, 140 Amp, No Smart Check Reg.	LN	160	12	8410N	8410N
Caterpillar C-16		Motorola, 160 Amp, No Smart Check Reg.	LN	160	12	8410N	8410N
Caterpillar C-16		Opt. Ser. Repl. DR 24SI, Quad Pad Mt., 160 Amp	DR	160	12	8719N	
Caterpillar C-16		Std. DR 34SI, 110 Amp, Quad Pad Mt.	DR	140	12	8609N	8614N
Caterpillar C-16		Std. DR 34SI, 135 Amp, Quad Pad Mt.	DR	135	12	8096N	8614N
Cummins F	1985-80	30SI Delco, 90 Amp, w/o Transformer	DR	90	12	7262N	
Cummins F		30SI Delco, 90 Amp, w/Transformer	DR	90	12	7256N	
Cummins F		Bosch Replacement Unit, 160 Amp, 3 Mounting Ears	BO	160	12	12490N	12715N
Cummins F		Bosch Replacement Unit, 200 Amp	BO	200	12	12715N	
Cummins F		Delco 25SI Alternator	DR	75	12	7255N	8066N
Cummins F		Leece Neville 2500JB, 90 Amp	LN	130	12	7612N	7613N
Cummins F		Leece Neville 2600JB, 105 Amp	LN	130	12	7612N	7613N
Cummins F		Motorola Loadhandler	LN	160	12	8329N	
Cummins ISM	2008-01	DR 35SI HP, Quad Pad Mt., 140 Amp, High Temp. Pkg.	DR	140	12	8609N	8614N
Cummins ISM		DR 35SI, Quad Pad Mt, 110 Amp Std.	DR	140	12	8609N	8614N
Cummins ISM		DR 35SI, Quad Pad Mt., 135 Amp, Remote Sense	DR	140	12	8609N	8614N
Cummins ISM		DR 35SI, Quad Pad Mt., 135 Amp, Road Gang Pkg.	DR	140	12	8609N	8614N
Cummins ISM		DR 35SI, Quad Pad Mt., 135 Amp, Std.	DR	140	12	8609N	8614N
Cummins ISM		Opt. Ser. Repl. DR 24SI, Quad Pad Mt., 160 Amp	DR	160	12	8719N	
Cummins ISM	2007-01	Bosch IR/IF, Repl. Unit, Quad Pad Mtg, 160 Amp	BO	160	12	12491N	12716N
Cummins ISM		Bosch IR/IF, Repl. Unit, Quad Pad Mtg, 200 Amp	BO	200	12	12716N	
Cummins ISM		Delco 22SI, Quad Pad Mt, 100 Amp	DR	145	12	8362N	12491N
Cummins ISM		Delco 22SI, Quad Pad Mt, 145 Amp	DR	145	12	8362N	12491N
Cummins ISM		DR 22SI Quad Pad Mt., 130 Amp	DR	145	12	8362N	12491N
Cummins ISM		DR 34SI, Quad Pad Mtg., 135 Amp, Remote Sense	DR	140	12	8609N	8614N
Cummins ISM		DR 34SI, Quad Pad Mtg., 135 Amp, Road Gang Pkg.	DR	140	12	8609N	8614N
Cummins ISM		DR36SI HP,Quad Pad Mt., 170 Amp, High Temp Pkg.	DR	170	12	8614N	
Cummins ISM		LN (Repl. 34SI) w/Lamp Driver Reg.	DR	170	12	8614N	
Cummins ISM		Moto (Repl. 34SI) 140 Amp, No Smart Check	LN	160	12	8410N	8410N
Cummins ISM		Moto (Repl. 34SI) 160 Amp, No Smart Check	LN	160	12	8410N	8410N
Cummins ISM		Std. DR 34SI, 110 Amp, Quad Pad Mt.	DR	140	12	8609N	8614N
Cummins ISM		Std. DR 34SI, 135 Amp, Quad Pad Mt.	DR	135	12	8096N	8614N
Cummins ISM	2000-98	Bosch Replacement Unit, 160 Amp, 3 Mounting Ears	BO	160	12	12490N	12715N

ALTERNATORS

ALTERNATORS AND GENERATORS

ENGINE	YEAR	APPLICATION	Mfg	Amp	Volt	PART NO.	OPT. NO.	
Kenworth (Cont'd)								
C500 (Cont'd)								
Cummins ISM	2000-98	Bosch Replacement Unit, 200 Amp	BO	200	12	12715N		
Cummins ISM		DR 22SI J-180 Mt., 130 Amp, 14.1 Vset	DR	145	12	8078N	7685N	
Cummins ISM		DR 22SI J-180 Mt., 130-145 Amp, 14.5 Vset	DR	145	12	8078N-1	7685N	
Cummins ISM		DR 22SI J-180 Mt., 145 Amp, 14.1 Vset	DR	145	12	8078N	7685N	
Cummins ISM		DR 33SI, J-180 Mt., #10 R Term., 135 Amp, Std.	DR	135	12	8083N	8612N	
Cummins ISM		DR 33SI, J-180 Mt., 135 Amp, Road Gang Pkg.	DR	140	12	8607N	8612N	
Cummins ISM		DR 33SI, J-180Mt., #10 R Term, 110 Amp, Std.	DR	110	12	8081N	8612N	
Cummins ISM		DR 35SI HP, J-180 Mtg. 140 Amp, Repl. 33SI, High Temp Pkg. .	DR	140	12	8607N	8612N	
Cummins ISM		DR 35SI, J-180 Mtg, 135 Amp, Repl. 33SI, Std.	DR	140	12	8607N	8612N	
Cummins ISM		DR 35SI, J-180 Mtg. 135 Amp, Repl. 33SI, Road Gang Pkg.	DR	140	12	8607N	8612N	
Cummins ISM		DR 36SI, J-180 Mt. (33SI Upgrade) 170 Amp	DR	170	12	8612N		
Cummins ISM		Leece Neville 2500JB, 90 Amp	LN	130	12	7612N	7613N	
Cummins ISM		Leece Neville 2600JB, 105 Amp	LN	130	12	7612N	7613N	
Cummins ISM		Leece Neville 2700JB, 130 Amp	LN	130	12	7612N	7613N	
Cummins ISM		Leece Neville 2805JB, 145 Amp	LN	160	12	7613N	7613N-LC	
Cummins ISM		Leece Neville LC Series, 160 Amp, stator activated, 239 mm Rotor OAL	LN	160	12	7613N-LC		
Cummins ISM		Leece Neville, IR/EF, 160 Amp, trio activated, (235mm rotor OAL)	LN	160	12	7613N	7613N-LC	
Cummins ISM		Motorola 8LHA, 130 Amp, Std. Regulator	LN	160	12	8329N		
Cummins ISM		Motorola 8LHA, 140 Amp, Std. Regulator	LN	160	12	8329N		
Cummins ISM		Opt. Serv. Repl., DR 24SI, J180 Mt., 160 Amp	DR	160	12	8718N		
Cummins ISX	2008-00	DR 35SI HP, Quad Pad Mt., 140 Amp, High Temp. Pkg.	DR	140	12	8609N	8614N	
Cummins ISX		DR 35SI, Quad Pad Mt, 110 Amp Std.	DR	140	12	8609N	8614N	
Cummins ISX		DR 35SI, Quad Pad Mt., 135 Amp, Remote Sense	DR	140	12	8609N	8614N	
Cummins ISX		DR 35SI, Quad Pad Mt., 135 Amp, Road Gang Pkg.	DR	140	12	8609N	8614N	
Cummins ISX		DR 35SI, Quad Pad Mt., 135 Amp, Std.	DR	140	12	8609N	8614N	
Cummins ISX		Opt. Ser. Repl. DR 24SI, Quad Pad Mt., 160 Amp	DR	160	12	8719N		
Cummins ISX		2007-00	Bosch IR/IF, Repl. Unit, Quad Pad Mtg, 160 Amp	BO	160	12	12491N	12716N
Cummins ISX			Bosch IR/IF, Repl. Unit, Quad Pad Mtg, 200 Amp	BO	200	12	12716N	
Cummins ISX			Delco 22SI, Quad Pad Mt, 100 Amp	DR	145	12	8362N	12491N
Cummins ISX			Delco 22SI, Quad Pad Mt, 145 Amp	DR	145	12	8362N	12491N
Cummins ISX	DR 22SI Quad Pad Mt., 130 Amp		DR	145	12	8362N	12491N	
Cummins ISX	DR 34SI, Quad Pad Mtg., 135 Amp, Remote Sense		DR	140	12	8609N	8614N	
Cummins ISX	DR 34SI, Quad Pad Mtg., 135 Amp, Road Gang Pkg.		DR	140	12	8609N	8614N	
Cummins ISX	DR36SI HP,Quad Pad Mt., 170 Amp, High Temp Pkg.		DR	170	12	8614N		
Cummins ISX	LN (Repl. 34SI) w/Lamp Driver Reg.		DR	170	12	8614N		
Cummins ISX	Moto (Repl. 34SI) 140 Amp, No Smart Check		LN	160	12	8410N	8410N	
Cummins ISX	Moto (Repl. 34SI) 160 Amp, No Smart Check	LN	160	12	8410N	8410N		
Cummins ISX	Std. DR 34SI, 110 Amp, Quad Pad Mt.	DR	140	12	8609N	8614N		
Cummins ISX	Std. DR 34SI, 135 Amp, Quad Pad Mt.	DR	135	12	8096N	8614N		
Cummins KT-450 / 600	1985-75	30SI Delco, 90 Amp, w/o Transformer	DR	90	12	7262N		
Cummins KT-450 / 600		30SI Delco, 90 Amp, w/Transformer	DR	90	12	7256N		
Cummins KT-450 / 600		Bosch Replacement Unit, 160 Amp, 3 Mounting Ears	BO	160	12	12490N	12715N	
Cummins KT-450 / 600		Bosch Replacement Unit, 200 Amp	BO	200	12	12715N		
Cummins KT-450 / 600		Delco 25SI Alternator	DR	75	12	7255N	8066N	
Cummins KT-450 / 600		Leece Neville 2500JB, 90 Amp	LN	130	12	7612N	7613N	
Cummins KT-450 / 600		Leece Neville 2600JB, 105 Amp	LN	130	12	7612N	7613N	
Cummins KT-450 / 600		Motorola Loadhandler	LN	160	12	8329N		
Cummins L-10		1992-91	30SI Delco, 90 Amp, w/o Transformer	DR	90	12	7262N	
Cummins L-10			30SI Delco, 90 Amp, w/Transformer	DR	90	12	7256N	
Cummins L-10	Bosch Replacement Unit, 160 Amp, 3 Mounting Ears		BO	160	12	12490N	12715N	
Cummins L-10	Bosch Replacement Unit, 200 Amp		BO	200	12	12715N		
Cummins L-10	Delco 25SI Alternator		DR	75	12	7255N	8066N	
Cummins L-10	Delco 25SI Alternator		DR	85	12	8066N		
Cummins L-10	Delco 26SI, 85 Amp, w/Relay Terminal		DR	85	12	8066N		
Cummins L-10	DR 30SI, 105 Amp, w/R Pin, w/o Transformer		DR	105	12	7940N		
Cummins L-10	Leece Neville 2500JB, 90 Amp		LN	130	12	7612N	7613N	
Cummins L-10	Leece Neville 2600JB, 105 Amp		LN	130	12	7612N	7613N	
Cummins L-10	Leece Neville 2700JB, 130 Amp		LN	130	12	7612N	7613N	
Cummins L-10	Leece Neville 2805JB, 145 Amp		LN	160	12	7613N	7613N-LC	
Cummins L-10	Leece Neville LC Series, 160 Amp, stator activated, 239 mm Rotor OAL		LN	160	12	7613N-LC		
Cummins L-10	Leece Neville, IR/EF, 160 Amp, trio activated, (235mm rotor OAL)		LN	160	12	7613N	7613N-LC	
Cummins L-10	Motorola 8LHA, 130 Amp, Std. Regulator		LN	160	12	8329N		

ALTERNATORS

ALTERNATORS AND GENERATORS

ENGINE	YEAR	APPLICATION	Mfg	Amp	Volt	PART NO.	OPT. NO.
Kenworth (Cont'd)							
C500 (Cont'd)							
Cummins L-10	1992-91	Motorola 8LHA, 140 Amp, Std. Regulator	LN	160	12	8329N	
Cummins M11	1994-93	Bosch Replacement Unit, 160 Amp, 3 Mounting Ears	BO	160	12	12490N	12715N
Cummins M11		Bosch Replacement Unit, 200 Amp	BO	200	12	12715N	
Cummins M11		Leece Neville 2500JB, 90 Amp	LN	130	12	7612N	7613N
Cummins M11		Leece Neville 2600JB, 105 Amp	LN	130	12	7612N	7613N
Cummins M11		Leece Neville 2700JB, 130 Amp	LN	130	12	7612N	7613N
Cummins M11		Leece Neville 2805JB, 145 Amp	LN	160	12	7613N	7613N-LC
Cummins M11		Leece Neville LC Series, 160 Amp, stator activated, 239 mm Rotor OAL	LN	160	12	7613N-LC	
Cummins M11		Leece Neville, IR/EF, 160 Amp, trio activated, (235mm rotor OAL)	LN	160	12	7613N	7613N-LC
Cummins M11		Motorola 8LHA, 130 Amp, Std. Regulator	LN	160	12	8329N	
Cummins M11		Motorola 8LHA, 140 Amp, Std. Regulator	LN	160	12	8329N	
Cummins M11	1994	Delco 21SI, 115 Amp	DR	145-160	12	7685N	8076N
Cummins M11		Delco 21SI, 130 Amp	DR	130	12	7681N	7685N
Cummins M11		Delco 21SI, 145 Amp, 14.1 Vset	DR	145-160	12	7685N	8076N
Cummins M11		Delco 21SI, 145 Amp, 14.5 Vset	DR	145-160	12	7685N-1	8076N
Cummins M11	1993	Delco 21SI (Early '93)	DR	130	12	7681N	7685N
Cummins M11		Delco 21SI (Early '93) 14.1 Vset	DR	145-160	12	7685N	8076N
Cummins M11		Delco 21SI (Early '93) 14.5 Vset	DR	145-160	12	7685N-1	8076N
Cummins M11		Delco 21SI (Late '93)	DR	130	12	7681N	7685N
Cummins M11		Delco 21SI (Late '93) 14.1 Vset	DR	145-160	12	7685N	8076N
Cummins M11		Delco 26SI, 85 Amp, w/Relay Terminal	DR	85	12	8066N	
Cummins M11		DR 30SI, 105 Amp, w/R Pin, w/o Transformer	DR	105	12	7940N	
Cummins N14	2008-95	DR 35SI Quad Mt., Repl.34SI, R Pin, 110 Amp	DR	140	12	8608N	8613N
Cummins N14		DR 35SI, J-180 Mtg, 110 Amp, Repl. 33SI	DR	140	12	8607N	8612N
Cummins N14		DR 35SI, J-180 Mtg, 135 Amp, Repl. 33SI	DR	140	12	8607N	8612N
Cummins N14		DR 35SI, Quad Mt., Repl.34SI, 135 Amp	DR	140	12	8608N	8613N
Cummins N14		Std. DR 33SI, J-180 Mt., 135 Amp, w/Relay Pin	DR	135	12	8083N	8612N
Cummins N14		Std. DR 33SI, J-180Mt., 110 Amp, w/Relay Pin	DR	110	12	8081N	8612N
Cummins N14	2003-95	Delco 34SI, Quad Mt, 110 Amp, Std.	DR	135	12	8092N	8613N
Cummins N14		Delco 34SI, Quad Mt., 135 Amp	DR	135	12	8092N	8613N
Cummins N14		DR 22SI J-180 Mt., 130 Amp, 14.1 Vset	DR	145	12	8078N	7685N
Cummins N14		DR 22SI J-180 Mt., 130-145 Amp, 14.5 Vset	DR	145	12	8078N-1	7685N
Cummins N14		DR 22SI J-180 Mt., 145 Amp, 14.1 Vset	DR	145	12	8078N	7685N
Cummins N14		Opt. Serv. Repl., DR 24SI, J180 Mt., 160 Amp	DR	160	12	8718N	
Cummins N14	2003-91	Bosch Replacement Unit, 160 Amp, 3 Mounting Ears	BO	160	12	12490N	12715N
Cummins N14		Bosch Replacement Unit, 200 Amp	BO	200	12	12715N	
Cummins N14		Leece Neville 2500JB, 90 Amp	LN	130	12	7612N	7613N
Cummins N14		Leece Neville 2600JB, 105 Amp	LN	130	12	7612N	7613N
Cummins N14		Leece Neville 2700JB, 130 Amp	LN	130	12	7612N	7613N
Cummins N14		Leece Neville 2805JB, 145 Amp	LN	160	12	7613N	7613N-LC
Cummins N14		Leece Neville LC Series, 160 Amp, stator activated, 239 mm Rotor OAL	LN	160	12	7613N-LC	
Cummins N14		Leece Neville, IR/EF, 160 Amp, trio activated, (235mm rotor OAL)	LN	160	12	7613N	7613N-LC
Cummins N14		Motorola 8LHA, 130 Amp, Std. Regulator	LN	160	12	8329N	
Cummins N14		Motorola 8LHA, 140 Amp, Std. Regulator	LN	160	12	8329N	
Cummins N14	1993-91	Delco 26SI, 85 Amp, w/Relay Terminal	DR	85	12	8066N	
Cummins N14		DR 30SI, 105 Amp, w/R Pin, w/o Transformer	DR	105	12	7940N	
Cummins N14	1992-91	Delco 21SI, 130 Amp	DR	130	12	7681N	7685N
Cummins N14		Delco 21SI, 145 Amp, 14.1 Vset	DR	145-160	12	7685N	8076N
Cummins N14		Delco 21SI, 145 Amp, 14.5 Vset	DR	145-160	12	7685N-1	8076N
Cummins N14		Delco 25SI Alternator (1991)	DR	85	12	8066N	
Cummins N14	1994	Delco 21SI, 115 Amp	DR	145-160	12	7685N	8076N
Cummins N14		Delco 21SI, 130 Amp	DR	130	12	7681N	7685N
Cummins N14		Delco 21SI, 145 Amp, 14.1 Vset	DR	145-160	12	7685N	8076N
Cummins N14		Delco 21SI, 145 Amp, 14.5 Vset	DR	145-160	12	7685N-1	8076N
Cummins N14	1993	Delco 21SI (Early '93)	DR	130	12	7681N	7685N
Cummins N14		Delco 21SI (Early '93) 14.1 Vset	DR	145-160	12	7685N	8076N
Cummins N14		Delco 21SI (Early '93) 14.5 Vset	DR	145-160	12	7685N-1	8076N
Cummins N14		Delco 21SI (Late '93)	DR	130	12	7681N	7685N
Cummins N14		Delco 21SI (Late '93) 14.1 Vset	DR	145-160	12	7685N	8076N
Cummins NH	1979-73	30SI Delco, 90 Amp, w/o Transformer	DR	90	12	7262N	
Cummins NH		30SI Delco, 90 Amp, w/Transformer	DR	90	12	7256N	
Cummins NH		Bosch Replacement Unit, 160 Amp, 3 Mounting Ears	BO	160	12	12490N	12715N

ALTERNATORS

ALTERNATORS AND GENERATORS

ENGINE	YEAR	APPLICATION	Mfg	Amp	Volt	PART NO.	OPT. NO.
Kenworth (Cont'd)							
C500 (Cont'd)							
Cummins NH	1979-73	Bosch Replacement Unit, 200 Amp	BO	200	12	12715N	
Cummins NH		Delco 25SI Alternator	DR	75	12	7255N	8066N
Cummins NH		Leece Neville 2500JB, 90 Amp	LN	130	12	7612N	7613N
Cummins NH		Leece Neville 2600JB, 105 Amp	LN	130	12	7612N	7613N
Cummins NH		Motorola Loadhandler	LN	160	12	8329N	
Cummins NTC	1985-80	30SI Delco, 90 Amp, w/o Transformer	DR	90	12	7262N	
Cummins NTC		30SI Delco, 90 Amp, w/Transformer	DR	90	12	7256N	
Cummins NTC		Bosch Replacement Unit, 160 Amp, 3 Mounting Ears	BO	160	12	12490N	12715N
Cummins NTC		Bosch Replacement Unit, 200 Amp	BO	200	12	12715N	
Cummins NTC		Delco 25SI Alternator	DR	75	12	7255N	8066N
Cummins NTC		Leece Neville 2500JB, 90 Amp	LN	130	12	7612N	7613N
Cummins NTC		Leece Neville 2600JB, 105 Amp	LN	130	12	7612N	7613N
Cummins NTC		Motorola Loadhandler	LN	160	12	8329N	
Cummins Signature	2008-99	DR 35SI Quad Mt., Repl.34SI, R Pin, 110 Amp	DR	140	12	8608N	8613N
Cummins Signature		DR 35SI, J-180 Mtg, 110 Amp, Repl. 33SI	DR	140	12	8607N	8612N
Cummins Signature		DR 35SI, J-180 Mtg, 135 Amp, Repl. 33SI	DR	140	12	8607N	8612N
Cummins Signature		DR 35SI, Quad Mt., Repl.34SI, 135 Amp	DR	140	12	8608N	8613N
Cummins Signature		Std. DR 33SI, J-180 Mt., 135 Amp, w/Relay Pin	DR	135	12	8083N	8612N
Cummins Signature		Std. DR 33SI, J-180Mt., 110 Amp, w/Relay Pin	DR	110	12	8081N	8612N
Cummins Signature	2006-04	DR 36SI, Quad Mt., 24V / 95 Amp	DR	95	24	8610N	
Cummins Signature	2003-99	Bosch Replacement Unit, 160 Amp, 3 Mounting Ears	BO	160	12	12490N	12715N
Cummins Signature		Bosch Replacement Unit, 200 Amp	BO	200	12	12715N	
Cummins Signature		Delco 34SI, Quad Mt, 110 Amp, Std.	DR	135	12	8092N	8613N
Cummins Signature		Delco 34SI, Quad Mt., 135 Amp	DR	135	12	8092N	8613N
Cummins Signature		DR 22SI J-180 Mt., 130 Amp, 14.1 Vset	DR	145	12	8078N	7685N
Cummins Signature		DR 22SI J-180 Mt., 130-145 Amp, 14.5 Vset	DR	145	12	8078N-1	7685N
Cummins Signature		DR 22SI J-180 Mt., 145 Amp, 14.1 Vset	DR	145	12	8078N	7685N
Cummins Signature		Leece Neville 2500JB, 90 Amp	LN	130	12	7612N	7613N
Cummins Signature		Leece Neville 2600JB, 105 Amp	LN	130	12	7612N	7613N
Cummins Signature		Leece Neville 2700JB, 130 Amp	LN	130	12	7612N	7613N
Cummins Signature		Leece Neville 2805JB, 145 Amp	LN	160	12	7613N	7613N-LC
Cummins Signature		Leece Neville LC Series, 160 Amp, stator activated, 239 mm Rotor OAL	LN	160	12	7613N-LC	
Cummins Signature		Leece Neville, IR/EF, 160 Amp, trio activated, (235mm rotor OAL)	LN	160	12	7613N	7613N-LC
Cummins Signature		Motorola 8LHA, 130 Amp, Std. Regulator	LN	160	12	8329N	
Cummins Signature		Motorola 8LHA, 140 Amp, Std. Regulator	LN	160	12	8329N	
Cummins Signature		Opt. Serv. Repl., DR 24SI, J180 Mt., 160 Amp	DR	160	12	8718N	
Cummins V8-225	1979-73	30SI Delco, 90 Amp, w/o Transformer	DR	90	12	7262N	
Cummins V8-225		30SI Delco, 90 Amp, w/Transformer	DR	90	12	7256N	
Cummins V8-225		Bosch Replacement Unit, 160 Amp, 3 Mounting Ears	BO	160	12	12490N	12715N
Cummins V8-225		Bosch Replacement Unit, 200 Amp	BO	200	12	12715N	
Cummins V8-225		Delco 25SI Alternator	DR	75	12	7255N	8066N
Cummins V8-225		Leece Neville 2500JB, 90 Amp	LN	130	12	7612N	7613N
Cummins V8-225		Leece Neville 2600JB, 105 Amp	LN	130	12	7612N	7613N
Cummins V8-225		Motorola Loadhandler	LN	160	12	8329N	
Cummins V-903		30SI Delco, 90 Amp, w/o Transformer	DR	90	12	7262N	
Cummins V-903		30SI Delco, 90 Amp, w/Transformer	DR	90	12	7256N	
Cummins V-903		Bosch Replacement Unit, 160 Amp, 3 Mounting Ears	BO	160	12	12490N	12715N
Cummins V-903		Bosch Replacement Unit, 200 Amp	BO	200	12	12715N	
Cummins V-903		Delco 25SI Alternator	DR	75	12	7255N	8066N
Cummins V-903		Leece Neville 2500JB, 90 Amp	LN	130	12	7612N	7613N
Cummins V-903		Leece Neville 2600JB, 105 Amp	LN	130	12	7612N	7613N
Cummins V-903		Motorola Loadhandler	LN	160	12	8329N	
Cummins VT-300	1985-80	30SI Delco, 90 Amp, w/o Transformer	DR	90	12	7262N	
Cummins VT-300		30SI Delco, 90 Amp, w/Transformer	DR	90	12	7256N	
Cummins VT-300		Bosch Replacement Unit, 160 Amp, 3 Mounting Ears	BO	160	12	12490N	12715N
Cummins VT-300		Bosch Replacement Unit, 200 Amp	BO	200	12	12715N	
Cummins VT-300		Delco 25SI Alternator	DR	75	12	7255N	8066N
Cummins VT-300		Leece Neville 2500JB, 90 Amp	LN	130	12	7612N	7613N
Cummins VT-300		Leece Neville 2600JB, 105 Amp	LN	130	12	7612N	7613N
Cummins VT-300		Motorola Loadhandler	LN	160	12	8329N	
DD 12V-71	1981-73	30SI Delco, 90 Amp, w/o Transformer	DR	90	12	7262N	
DD 12V-71		30SI Delco, 90 Amp, w/Transformer	DR	90	12	7256N	
DD 12V-71		Bosch Replacement Unit, 160 Amp, 3 Mounting Ears	BO	160	12	12490N	12715N
DD 12V-71		Bosch Replacement Unit, 200 Amp	BO	200	12	12715N	

ALTERNATORS AND GENERATORS

ENGINE	YEAR	APPLICATION	Mfg	Amp	Volt	PART NO.	OPT. NO.	
Kenworth (Cont'd)								
C500 (Cont'd)								
DD 12V-71	1981-73	Delco 25SI Alternator	DR	75	12	7255N	8066N	
DD 12V-71		Leece Neville 2500JB, 90 Amp	LN	130	12	7612N	7613N	
DD 12V-71		Leece Neville 2600JB, 105 Amp	LN	130	12	7612N	7613N	
DD 12V-71		Motorola Loadhandler	LN	160	12	8329N		
DD 60 Series	2008-96	Delco 35SI, (34SI) HP High Temp Pkg.	DR	140	12	8608N	8613N	
DD 60 Series	2003-99	DR 34SI, Quad Pad Mtg., 135 Amp, Remote Sense	DR	140	12	8609N	8614N	
DD 60 Series		DR 34SI, Quad Pad Mtg., 135 Amp, Road Gang Pkg.	DR	140	12	8609N	8614N	
DD 60 Series		DR 35SI HP, Quad Pad Mt., 140 Amp, High Temp. Pkg.	DR	140	12	8609N	8614N	
DD 60 Series		DR 35SI, Quad Pad Mt, 110 Amp Std.	DR	140	12	8609N	8614N	
DD 60 Series		DR 35SI, Quad Pad Mt., 135 Amp, Remote Sense	DR	140	12	8609N	8614N	
DD 60 Series		DR 35SI, Quad Pad Mt., 135 Amp, Road Gang Pkg.	DR	140	12	8609N	8614N	
DD 60 Series		DR 35SI, Quad Pad Mt., 135 Amp, Std.	DR	140	12	8609N	8614N	
DD 60 Series		DR36SI HP,Quad Pad Mt., 170 Amp, High Temp Pkg.	DR	170	12	8614N		
DD 60 Series		LN, 160 Amp, w/Lamp Driver Reg.	DR	170	12	8614N		
DD 60 Series		Std. DR 34SI, 110 Amp, Quad Pad Mt.	DR	140	12	8609N	8614N	
DD 60 Series		Std. DR 34SI, 135 Amp, Quad Pad Mt.	DR	135	12	8096N	8614N	
DD 60 Series	1998-96	Delco 34SI, Quad Mt., 135 Amp	DR	135	12	8092N	8613N	
DD 60 Series		DR 33SI, J-180 Mt., #10 R Term., 135 Amp, Std.	DR	135	12	8083N	8612N	
DD 60 Series		DR 33SI, J-180Mt., #10 R Term, 110 Amp, Std.	DR	110	12	8081N	8612N	
DD 60 Series		DR 34SI Quad Mt., 110 Amp	DR	135	12	8092N	8613N	
DD 60 Series		DR 34SI, Quad Mt., 135 Amp, Remote Sense	DR	135	12	8092N	8613N	
DD 60 Series		DR 35SI HP, J-180 Mtg. 140 Amp, Repl. 33SI, High Temp Pkg. .	DR	140	12	8607N	8612N	
DD 60 Series		DR 35SI Quad Mt., Repl.34SI, #10 R Term, 110 Amp	DR	140	12	8608N	8613N	
DD 60 Series		DR 35SI, J-180 Mt., (33SI Upgrade) 110 Amp, Std.	DR	140	12	8607N	8612N	
DD 60 Series		DR 35SI, J-180 Mtg, 135 Amp, Repl. 33SI, Std.	DR	140	12	8607N	8612N	
DD 60 Series		DR 35SI, Quad Mt., Repl.34SI, 135 Amp	DR	140	12	8608N	8613N	
DD 60 Series		DR 36SI, J-180 Mt. (33SI Upgrade) 170 Amp	DR	170	12	8612N		
DD 60 Series		DR 36SI, Quad Mt., 170 Amp, Repl. 34SI	DR	170	12	8613N		
DD 60 Series		1995-94	Delco 21SI, 115 Amp	DR	145-160	12	7685N	8076N
DD 60 Series			Delco 21SI, 130 Amp	DR	130	12	7681N	7685N
DD 60 Series			Delco 21SI, 145 Amp, 14.1 Vset	DR	145-160	12	7685N	8076N
DD 60 Series			Delco 21SI, 145 Amp, 14.5 Vset	DR	145-160	12	7685N-1	8076N
DD 60 Series	1995-91	Bosch Replacement Unit, 160 Amp, 3 Mounting Ears	BO	160	12	12490N	12715N	
DD 60 Series		Bosch Replacement Unit, 200 Amp	BO	200	12	12715N		
DD 60 Series		DR 30SI, 105 Amp, w/R Pin, w/o Transformer	DR	105	12	7940N		
DD 60 Series		Leece Neville 2500JB, 90 Amp	LN	130	12	7612N	7613N	
DD 60 Series		Leece Neville 2600JB, 105 Amp	LN	130	12	7612N	7613N	
DD 60 Series		Leece Neville 2700JB, 130 Amp	LN	130	12	7612N	7613N	
DD 60 Series		Leece Neville 2805JB, 145 Amp	LN	160	12	7613N	7613N-LC	
DD 60 Series		Leece Neville LC Series, 160 Amp, stator activated, 239 mm Rotor OAL	LN	160	12	7613N-LC		
DD 60 Series		Leece Neville, IR/EF, 160 Amp, trio activated, (235mm rotor OAL)	LN	160	12	7613N	7613N-LC	
DD 60 Series		Motorola 8LHA, 130 Amp, Std. Regulator	LN	160	12	8329N		
DD 60 Series		Motorola 8LHA, 140 Amp, Std. Regulator	LN	160	12	8329N		
DD 60 Series	1993-91	Delco 26SI, 85 Amp, w/Relay Terminal	DR	85	12	8066N		
DD 60 Series	1992-91	Delco 21SI, 130 Amp	DR	130	12	7681N	7685N	
DD 60 Series		Delco 21SI, 145 Amp, 14.1 Vset	DR	145-160	12	7685N	8076N	
DD 60 Series		Delco 21SI, 145 Amp, 14.5 Vset	DR	145-160	12	7685N-1	8076N	
DD 60 Series		Delco 25SI Alternator (1991)	DR	85	12	8066N		
DD 60 Series	1993	Delco 21SI (Early '93)	DR	130	12	7681N	7685N	
DD 60 Series		Delco 21SI (Early '93) 14.1 Vset	DR	145-160	12	7685N	8076N	
DD 60 Series		Delco 21SI (Early '93) 14.5 Vset	DR	145-160	12	7685N-1	8076N	
DD 60 Series		Delco 21SI (Late '93)	DR	130	12	7681N	7685N	
DD 60 Series		Delco 21SI (Late '93) 14.1 Vset	DR	145-160	12	7685N	8076N	
DD 6V-71	1985-75	30SI Delco, 90 Amp, w/o Transformer	DR	90	12	7262N		
DD 6V-71		30SI Delco, 90 Amp, w/Transformer	DR	90	12	7256N		
DD 6V-71		Bosch Replacement Unit, 160 Amp, 3 Mounting Ears	BO	160	12	12490N	12715N	
DD 6V-71		Bosch Replacement Unit, 200 Amp	BO	200	12	12715N		
DD 6V-71		Delco 25SI Alternator	DR	75	12	7255N	8066N	
DD 6V-71		Leece Neville 2500JB, 90 Amp	LN	130	12	7612N	7613N	
DD 6V-71		Leece Neville 2600JB, 105 Amp	LN	130	12	7612N	7613N	
DD 6V-71		Motorola Loadhandler	LN	160	12	8329N		
DD 6V-92	1985-80	30SI Delco, 90 Amp, w/o Transformer	DR	90	12	7262N		
DD 6V-92		30SI Delco, 90 Amp, w/Transformer	DR	90	12	7256N		
DD 6V-92		Bosch Replacement Unit, 160 Amp, 3 Mounting Ears	BO	160	12	12490N	12715N	

ALTERNATORS

ALTERNATORS AND GENERATORS

ENGINE	YEAR	APPLICATION	Mfg	Amp	Volt	PART NO.	OPT. NO.
Kenworth (Cont'd)							
C500 (Cont'd)							
DD 6V-92	1985-80	Bosch Replacement Unit, 200 Amp	BO	200	12	12715N	
DD 6V-92		Delco 25SI Alternator	DR	75	12	7255N	8066N
DD 6V-92		Leece Neville 2500JB, 90 Amp	LN	130	12	7612N	7613N
DD 6V-92		Leece Neville 2600JB, 105 Amp	LN	130	12	7612N	7613N
DD 6V-92		Motorola Loadhandler	LN	160	12	8329N	
DD 8V-71	1983-73	30SI Delco, 90 Amp, w/o Transformer	DR	90	12	7262N	
DD 8V-71		30SI Delco, 90 Amp, w/Transformer	DR	90	12	7256N	
DD 8V-71		Bosch Replacement Unit, 160 Amp, 3 Mounting Ears	BO	160	12	12490N	12715N
DD 8V-71		Bosch Replacement Unit, 200 Amp	BO	200	12	12715N	
DD 8V-71		Delco 25SI Alternator	DR	75	12	7255N	8066N
DD 8V-71		Leece Neville 2500JB, 90 Amp	LN	130	12	7612N	7613N
DD 8V-71		Leece Neville 2600JB, 105 Amp	LN	130	12	7612N	7613N
DD 8V-71		Motorola Loadhandler	LN	160	12	8329N	
DD 8V-92	1985-75	30SI Delco, 90 Amp, w/o Transformer	DR	90	12	7262N	
DD 8V-92		30SI Delco, 90 Amp, w/Transformer	DR	90	12	7256N	
DD 8V-92		Bosch Replacement Unit, 160 Amp, 3 Mounting Ears	BO	160	12	12490N	12715N
DD 8V-92		Bosch Replacement Unit, 200 Amp	BO	200	12	12715N	
DD 8V-92		Delco 25SI Alternator	DR	75	12	7255N	8066N
DD 8V-92		Leece Neville 2500JB, 90 Amp	LN	130	12	7612N	7613N
DD 8V-92		Leece Neville 2600JB, 105 Amp	LN	130	12	7612N	7613N
DD 8V-92		Motorola Loadhandler	LN	160	12	8329N	
K100							
Caterpillar 1693	1979-73	30SI Delco, 90 Amp, w/o Transformer	DR	90	12	7262N	
Caterpillar 1693		30SI Delco, 90 Amp, w/Transformer	DR	90	12	7256N	
Caterpillar 1693		Bosch Replacement Unit, 160 Amp, 3 Mounting Ears	BO	160	12	12490N	12715N
Caterpillar 1693		Bosch Replacement Unit, 200 Amp	BO	200	12	12715N	
Caterpillar 1693		Delco 25SI Alternator	DR	75	12	7255N	8066N
Caterpillar 1693		Leece Neville 2500JB, 90 Amp	LN	130	12	7612N	7613N
Caterpillar 1693		Leece Neville 2600JB, 105 Amp	LN	130	12	7612N	7613N
Caterpillar 1693		Motorola Loadhandler	LN	160	12	8329N	
Caterpillar 3176	1995-94	Delco 21SI, 115 Amp	DR	145-160	12	7685N	8076N
Caterpillar 3176		Delco 21SI, 130 Amp	DR	130	12	7681N	7685N
Caterpillar 3176		Delco 21SI, 145 Amp, 14.1 Vset	DR	145-160	12	7685N	8076N
Caterpillar 3176		Delco 21SI, 145 Amp, 14.5 Vset	DR	145-160	12	7685N-1	8076N
Caterpillar 3176	1995-91	Bosch Replacement Unit, 160 Amp, 3 Mounting Ears	BO	160	12	12490N	12715N
Caterpillar 3176		Bosch Replacement Unit, 200 Amp	BO	200	12	12715N	
Caterpillar 3176		DR 30SI, 105 Amp, w/R Pin, w/o Transformer	DR	105	12	7940N	
Caterpillar 3176		Leece Neville 2500JB, 90 Amp	LN	130	12	7612N	7613N
Caterpillar 3176		Leece Neville 2600JB, 105 Amp	LN	130	12	7612N	7613N
Caterpillar 3176		Leece Neville 2700JB, 130 Amp	LN	130	12	7612N	7613N
Caterpillar 3176		Leece Neville 2805JB, 145 Amp	LN	160	12	7613N	7613N-LC
Caterpillar 3176		Leece Neville LC Series, 160 Amp, stator activated, 239 mm Rotor OAL	LN	160	12	7613N-LC	
Caterpillar 3176		Leece Neville, IR/EF, 160 Amp, trio activated, (235mm rotor OAL)	LN	160	12	7613N	7613N-LC
Caterpillar 3176		Motorola 8LHA, 130 Amp, Std. Regulator	LN	160	12	8329N	
Caterpillar 3176		Motorola 8LHA, 140 Amp, Std. Regulator	LN	160	12	8329N	
Caterpillar 3176	1993-91	Delco 26SI, 85 Amp, w/Relay Terminal	DR	85	12	8066N	
Caterpillar 3176	1992-91	Delco 21SI, 130 Amp	DR	130	12	7681N	7685N
Caterpillar 3176		Delco 21SI, 145 Amp, 14.1 Vset	DR	145-160	12	7685N	8076N
Caterpillar 3176		Delco 21SI, 145 Amp, 14.5 Vset	DR	145-160	12	7685N-1	8076N
Caterpillar 3176		Delco 25SI Alternator (1991)	DR	85	12	8066N	
Caterpillar 3176	1993	Delco 21SI (Early '93)	DR	130	12	7681N	7685N
Caterpillar 3176		Delco 21SI (Early '93) 14.1 Vset	DR	145-160	12	7685N	8076N
Caterpillar 3176		Delco 21SI (Early '93) 14.5 Vset	DR	145-160	12	7685N-1	8076N
Caterpillar 3176		Delco 21SI (Late '93)	DR	130	12	7681N	7685N
Caterpillar 3176		Delco 21SI (Late '93) 14.1 Vset	DR	145-160	12	7685N	8076N
Caterpillar 3306	1995-94	Delco 21SI, 115 Amp	DR	145-160	12	7685N	8076N
Caterpillar 3306		Delco 21SI, 130 Amp	DR	130	12	7681N	7685N
Caterpillar 3306		Delco 21SI, 145 Amp, 14.1 Vset	DR	145-160	12	7685N	8076N
Caterpillar 3306		Delco 21SI, 145 Amp, 14.5 Vset	DR	145-160	12	7685N-1	8076N
Caterpillar 3306	1995-91	Leece Neville 2700JB, 130 Amp	LN	130	12	7612N	7613N
Caterpillar 3306		Leece Neville 2805JB, 145 Amp	LN	160	12	7613N	7613N-LC
Caterpillar 3306		Leece Neville LC Series, 160 Amp, stator activated, 239 mm Rotor OAL	LN	160	12	7613N-LC	

ALTERNATORS

ALTERNATORS AND GENERATORS

ENGINE	YEAR	APPLICATION	Mfg	Amp	Volt	PART NO.	OPT. NO.
Kenworth (Cont'd)							
K100 (Cont'd)							
Caterpillar 3306	1995-91	Leece Neville, IR/EF, 160 Amp, trio activated, (235mm rotor OAL)	LN	160	12	7613N	7613N-LC
Caterpillar 3306		Motorola 8LHA, 130 Amp, Std. Regulator	LN	160	12	8329N	
Caterpillar 3306		Motorola 8LHA, 140 Amp, Std. Regulator	LN	160	12	8329N	
Caterpillar 3306	1995-86	DR 30SI, 105 Amp, w/R Pin, w/o Transformer	DR	105	12	7940N	
Caterpillar 3306	1995-80	Bosch Replacement Unit, 160 Amp, 3 Mounting Ears	BO	160	12	12490N	12715N
Caterpillar 3306		Bosch Replacement Unit, 200 Amp	BO	200	12	12715N	
Caterpillar 3306		Leece Neville 2500JB, 90 Amp	LN	130	12	7612N	7613N
Caterpillar 3306		Leece Neville 2600JB, 105 Amp	LN	130	12	7612N	7613N
Caterpillar 3306	1993-91	Delco 26SI, 85 Amp, w/Relay Terminal	DR	85	12	8066N	
Caterpillar 3306	1992-91	Delco 21SI, 130 Amp	DR	130	12	7681N	7685N
Caterpillar 3306		Delco 21SI, 145 Amp, 14.1 Vset	DR	145-160	12	7685N	8076N
Caterpillar 3306		Delco 21SI, 145 Amp, 14.5 Vset	DR	145-160	12	7685N-1	8076N
Caterpillar 3306		Delco 25SI Alternator (1991)	DR	85	12	8066N	
Caterpillar 3306	1990-86	Delco 25SI Alternator	DR	85	12	8066N	
Caterpillar 3306		Delco 25SI Alternator (1986)	DR	75	12	7255N	8066N
Caterpillar 3306	1990-80	30SI Delco, 90 Amp, w/o Transformer	DR	90	12	7262N	
Caterpillar 3306		30SI Delco, 90 Amp, w/Transformer	DR	90	12	7256N	
Caterpillar 3306		Motorola Loadhandler	LN	160	12	8329N	
Caterpillar 3306	1985-80	Delco 25SI Alternator	DR	75	12	7255N	8066N
Caterpillar 3306	1993	Delco 21SI (Early '93)	DR	130	12	7681N	7685N
Caterpillar 3306		Delco 21SI (Early '93) 14.1 Vset	DR	145-160	12	7685N	8076N
Caterpillar 3306		Delco 21SI (Early '93) 14.5 Vset	DR	145-160	12	7685N-1	8076N
Caterpillar 3306		Delco 21SI (Late '93)	DR	130	12	7681N	7685N
Caterpillar 3306		Delco 21SI (Late '93) 14.1 Vset	DR	145-160	12	7685N	8076N
Caterpillar 3406	1995-94	Delco 21SI, 115 Amp	DR	145-160	12	7685N	8076N
Caterpillar 3406		Delco 21SI, 130 Amp	DR	130	12	7681N	7685N
Caterpillar 3406		Delco 21SI, 145 Amp, 14.1 Vset	DR	145-160	12	7685N	8076N
Caterpillar 3406		Delco 21SI, 145 Amp, 14.5 Vset	DR	145-160	12	7685N-1	8076N
Caterpillar 3406	1995-91	Leece Neville 2700JB, 130 Amp	LN	130	12	7612N	7613N
Caterpillar 3406		Leece Neville 2805JB, 145 Amp	LN	160	12	7613N	7613N-LC
Caterpillar 3406		Leece Neville LC Series, 160 Amp, stator activated, 239 mm Rotor OAL	LN	160	12	7613N-LC	
Caterpillar 3406		Leece Neville, IR/EF, 160 Amp, trio activated, (235mm rotor OAL)	LN	160	12	7613N	7613N-LC
Caterpillar 3406		Motorola 8LHA, 130 Amp, Std. Regulator	LN	160	12	8329N	
Caterpillar 3406		Motorola 8LHA, 140 Amp, Std. Regulator	LN	160	12	8329N	
Caterpillar 3406	1995-86	DR 30SI, 105 Amp, w/R Pin, w/o Transformer	DR	105	12	7940N	
Caterpillar 3406	1995-73	Bosch Replacement Unit, 160 Amp, 3 Mounting Ears	BO	160	12	12490N	12715N
Caterpillar 3406		Bosch Replacement Unit, 200 Amp	BO	200	12	12715N	
Caterpillar 3406		Leece Neville 2500JB, 90 Amp	LN	130	12	7612N	7613N
Caterpillar 3406		Leece Neville 2600JB, 105 Amp	LN	130	12	7612N	7613N
Caterpillar 3406	1993-91	Delco 26SI, 85 Amp, w/Relay Terminal	DR	85	12	8066N	
Caterpillar 3406	1992-91	Delco 21SI, 130 Amp	DR	130	12	7681N	7685N
Caterpillar 3406		Delco 21SI, 145 Amp, 14.1 Vset	DR	145-160	12	7685N	8076N
Caterpillar 3406		Delco 21SI, 145 Amp, 14.5 Vset	DR	145-160	12	7685N-1	8076N
Caterpillar 3406		Delco 25SI Alternator (1991)	DR	85	12	8066N	
Caterpillar 3406	1990-86	Delco 25SI Alternator	DR	85	12	8066N	
Caterpillar 3406		Delco 25SI Alternator (1986)	DR	75	12	7255N	8066N
Caterpillar 3406	1990-73	30SI Delco, 90 Amp, w/o Transformer	DR	90	12	7262N	
Caterpillar 3406		30SI Delco, 90 Amp, w/Transformer	DR	90	12	7256N	
Caterpillar 3406		Motorola Loadhandler	LN	160	12	8329N	
Caterpillar 3406	1985-73	Delco 25SI Alternator	DR	75	12	7255N	8066N
Caterpillar 3406	1993	Delco 21SI (Early '93)	DR	130	12	7681N	7685N
Caterpillar 3406		Delco 21SI (Early '93) 14.1 Vset	DR	145-160	12	7685N	8076N
Caterpillar 3406		Delco 21SI (Early '93) 14.5 Vset	DR	145-160	12	7685N-1	8076N
Caterpillar 3406		Delco 21SI (Late '93)	DR	130	12	7681N	7685N
Caterpillar 3406		Delco 21SI (Late '93) 14.1 Vset	DR	145-160	12	7685N	8076N
Caterpillar 3408	1985-77	30SI Delco, 90 Amp, w/o Transformer	DR	90	12	7262N	
Caterpillar 3408		30SI Delco, 90 Amp, w/Transformer	DR	90	12	7256N	
Caterpillar 3408		Bosch Replacement Unit, 160 Amp, 3 Mounting Ears	BO	160	12	12490N	12715N
Caterpillar 3408		Bosch Replacement Unit, 200 Amp	BO	200	12	12715N	
Caterpillar 3408		Delco 25SI Alternator	DR	75	12	7255N	8066N
Caterpillar 3408		Leece Neville 2500JB, 90 Amp	LN	130	12	7612N	7613N
Caterpillar 3408		Leece Neville 2600JB, 105 Amp	LN	130	12	7612N	7613N
Caterpillar 3408		Motorola Loadhandler	LN	160	12	8329N	

ALTERNATORS

ALTERNATORS AND GENERATORS

ENGINE	YEAR	APPLICATION	Mfg	Amp	Volt	PART NO.	OPT. NO.
Kenworth (Cont'd)							
K100 (Cont'd)							
Cummins F	1985-80	30SI Delco, 90 Amp, w/o Transformer	DR	90	12	7262N	
Cummins F		30SI Delco, 90 Amp, w/Transformer	DR	90	12	7256N	
Cummins F		Bosch Replacement Unit, 160 Amp, 3 Mounting Ears	BO	160	12	12490N	12715N
Cummins F		Bosch Replacement Unit, 200 Amp	BO	200	12	12715N	
Cummins F		Delco 25SI Alternator	DR	75	12	7255N	8066N
Cummins F		Leece Neville 2500JB, 90 Amp	LN	130	12	7612N	7613N
Cummins F		Leece Neville 2600JB, 105 Amp	LN	130	12	7612N	7613N
Cummins F		Motorola Loadhandler	LN	160	12	8329N	
Cummins KT-450 / 600	1985-75	30SI Delco, 90 Amp, w/o Transformer	DR	90	12	7262N	
Cummins KT-450 / 600		30SI Delco, 90 Amp, w/Transformer	DR	90	12	7256N	
Cummins KT-450 / 600		Bosch Replacement Unit, 160 Amp, 3 Mounting Ears	BO	160	12	12490N	12715N
Cummins KT-450 / 600		Bosch Replacement Unit, 200 Amp	BO	200	12	12715N	
Cummins KT-450 / 600		Delco 25SI Alternator	DR	75	12	7255N	8066N
Cummins KT-450 / 600		Leece Neville 2500JB, 90 Amp	LN	130	12	7612N	7613N
Cummins KT-450 / 600		Leece Neville 2600JB, 105 Amp	LN	130	12	7612N	7613N
Cummins KT-450 / 600		Motorola Loadhandler	LN	160	12	8329N	
Cummins L-10	1992-91	Delco 25SI Alternator	DR	75	12	7255N	8066N
Cummins L-10		Delco 25SI Alternator	DR	85	12	8066N	
Cummins L-10		Delco 26SI, 85 Amp, w/Relay Terminal	DR	85	12	8066N	
Cummins L-10		Leece Neville 2700JB, 130 Amp	LN	130	12	7612N	7613N
Cummins L-10		Leece Neville 2805JB, 145 Amp	LN	160	12	7613N	7613N-LC
Cummins L-10		Leece Neville LC Series, 160 Amp, stator activated, 239 mm Rotor OAL	LN	160	12	7613N-LC	
Cummins L-10		Leece Neville, IR/EF, 160 Amp, trio activated, (235mm rotor OAL)	LN	160	12	7613N	7613N-LC
Cummins L-10		Motorola 8LHA, 130 Amp, Std. Regulator	LN	160	12	8329N	
Cummins L-10		Motorola 8LHA, 140 Amp, Std. Regulator	LN	160	12	8329N	
Cummins L-10	1992-84	30SI Delco, 90 Amp, w/o Transformer	DR	90	12	7262N	
Cummins L-10		30SI Delco, 90 Amp, w/Transformer	DR	90	12	7256N	
Cummins L-10		Bosch Replacement Unit, 160 Amp, 3 Mounting Ears	BO	160	12	12490N	12715N
Cummins L-10		Bosch Replacement Unit, 200 Amp	BO	200	12	12715N	
Cummins L-10		DR 30SI, 105 Amp, w/R Pin, w/o Transformer	DR	105	12	7940N	
Cummins L-10		Leece Neville 2500JB, 90 Amp	LN	130	12	7612N	7613N
Cummins L-10		Leece Neville 2600JB, 105 Amp	LN	130	12	7612N	7613N
Cummins L-10	1990-84	Delco 25SI Alternator	DR	75	12	7255N	8066N
Cummins L-10		Delco 25SI Alternator	DR	85	12	8066N	
Cummins L-10		Motorola Loadhandler	LN	160	12	8329N	
Cummins M11	1995-94	Delco 21SI, 115 Amp	DR	145-160	12	7685N	8076N
Cummins M11		Delco 21SI, 130 Amp	DR	130	12	7681N	7685N
Cummins M11		Delco 21SI, 145 Amp, 14.1 Vset	DR	145-160	12	7685N	8076N
Cummins M11		Delco 21SI, 145 Amp, 14.5 Vset	DR	145-160	12	7685N-1	8076N
Cummins M11	1995-93	Bosch Replacement Unit, 160 Amp, 3 Mounting Ears	BO	160	12	12490N	12715N
Cummins M11		Bosch Replacement Unit, 200 Amp	BO	200	12	12715N	
Cummins M11		DR 30SI, 105 Amp, w/R Pin, w/o Transformer	DR	105	12	7940N	
Cummins M11		Leece Neville 2500JB, 90 Amp	LN	130	12	7612N	7613N
Cummins M11		Leece Neville 2600JB, 105 Amp	LN	130	12	7612N	7613N
Cummins M11		Leece Neville 2700JB, 130 Amp	LN	130	12	7612N	7613N
Cummins M11		Leece Neville 2805JB, 145 Amp	LN	160	12	7613N	7613N-LC
Cummins M11		Leece Neville LC Series, 160 Amp, stator activated, 239 mm Rotor OAL	LN	160	12	7613N-LC	
Cummins M11		Leece Neville, IR/EF, 160 Amp, trio activated, (235mm rotor OAL)	LN	160	12	7613N	7613N-LC
Cummins M11		Motorola 8LHA, 130 Amp, Std. Regulator	LN	160	12	8329N	
Cummins M11		Motorola 8LHA, 140 Amp, Std. Regulator	LN	160	12	8329N	
Cummins M11	1993	Delco 21SI (Early '93)	DR	130	12	7681N	7685N
Cummins M11		Delco 21SI (Early '93) 14.1 Vset	DR	145-160	12	7685N	8076N
Cummins M11		Delco 21SI (Early '93) 14.5 Vset	DR	145-160	12	7685N-1	8076N
Cummins M11		Delco 21SI (Late '93)	DR	130	12	7681N	7685N
Cummins M11		Delco 21SI (Late '93) 14.1 Vset	DR	145-160	12	7685N	8076N
Cummins M11		Delco 26SI, 85 Amp, w/Relay Terminal	DR	85	12	8066N	
Cummins N14	1995-94	Delco 21SI, 115 Amp	DR	145-160	12	7685N	8076N
Cummins N14		Delco 21SI, 130 Amp	DR	130	12	7681N	7685N
Cummins N14		Delco 21SI, 145 Amp, 14.1 Vset	DR	145-160	12	7685N	8076N
Cummins N14		Delco 21SI, 145 Amp, 14.5 Vset	DR	145-160	12	7685N-1	8076N
Cummins N14	1995-91	Bosch Replacement Unit, 160 Amp, 3 Mounting Ears	BO	160	12	12490N	12715N
Cummins N14		Bosch Replacement Unit, 200 Amp	BO	200	12	12715N	

ALTERNATORS AND GENERATORS

ENGINE	YEAR	APPLICATION	Mfg	Amp	Volt	PART NO.	OPT. NO.
Kenworth (Cont'd)							
K100 (Cont'd)							
Cummins N14	1995-91	DR 30SI, 105 Amp, w/R Pin, w/o Transformer	DR	105	12	7940N	
Cummins N14		Leece Neville 2500JB, 90 Amp	LN	130	12	7612N	7613N
Cummins N14		Leece Neville 2600JB, 105 Amp	LN	130	12	7612N	7613N
Cummins N14		Leece Neville 2700JB, 130 Amp	LN	130	12	7612N	7613N
Cummins N14		Leece Neville 2805JB, 145 Amp	LN	160	12	7613N	7613N-LC
Cummins N14		Leece Neville LC Series, 160 Amp, stator activated, 239 mm Rotor OAL	LN	160	12	7613N-LC	
Cummins N14		Leece Neville, IR/EF, 160 Amp, trio activated, (235mm rotor OAL)	LN	160	12	7613N	7613N-LC
Cummins N14		Motorola 8LHA, 130 Amp, Std. Regulator	LN	160	12	8329N	
Cummins N14		Motorola 8LHA, 140 Amp, Std. Regulator	LN	160	12	8329N	
Cummins N14	1993-91	Delco 26SI, 85 Amp, w/Relay Terminal	DR	85	12	8066N	
Cummins N14	1992-91	Delco 21SI, 130 Amp	DR	130	12	7681N	7685N
Cummins N14		Delco 21SI, 145 Amp, 14.1 Vset	DR	145-160	12	7685N	8076N
Cummins N14		Delco 21SI, 145 Amp, 14.5 Vset	DR	145-160	12	7685N-1	8076N
Cummins N14		Delco 25SI Alternator (1991)	DR	85	12	8066N	
Cummins N14	1993	Delco 21SI (Early '93)	DR	130	12	7681N	7685N
Cummins N14		Delco 21SI (Early '93) 14.1 Vset	DR	145-160	12	7685N	8076N
Cummins N14		Delco 21SI (Early '93) 14.5 Vset	DR	145-160	12	7685N-1	8076N
Cummins N14		Delco 21SI (Late '93)	DR	130	12	7681N	7685N
Cummins N14		Delco 21SI (Late '93) 14.1 Vset	DR	145-160	12	7685N	8076N
Cummins NH	1979-73	30SI Delco, 90 Amp, w/o Transformer	DR	90	12	7262N	
Cummins NH		30SI Delco, 90 Amp, w/Transformer	DR	90	12	7256N	
Cummins NH		Bosch Replacement Unit, 160 Amp, 3 Mounting Ears	BO	160	12	12490N	12715N
Cummins NH		Bosch Replacement Unit, 200 Amp	BO	200	12	12715N	
Cummins NH		Delco 25SI Alternator	DR	75	12	7255N	8066N
Cummins NH		Leece Neville 2500JB, 90 Amp	LN	130	12	7612N	7613N
Cummins NH		Leece Neville 2600JB, 105 Amp	LN	130	12	7612N	7613N
Cummins NH		Motorola Loadhandler	LN	160	12	8329N	
Cummins NTC-855	1991-80	30SI Delco, 90 Amp, w/o Transformer	DR	90	12	7262N	
Cummins NTC-855		30SI Delco, 90 Amp, w/Transformer	DR	90	12	7256N	
Cummins NTC-855		Bosch Replacement Unit, 160 Amp, 3 Mounting Ears	BO	160	12	12490N	12715N
Cummins NTC-855		Bosch Replacement Unit, 200 Amp	BO	200	12	12715N	
Cummins NTC-855		Delco 25SI Alternator	DR	75	12	7255N	8066N
Cummins NTC-855		Delco 25SI Alternator	DR	85	12	8066N	
Cummins NTC-855		DR 30SI, 105 Amp, w/R Pin, w/o Transformer	DR	105	12	7940N	
Cummins NTC-855		Leece Neville 2500JB, 90 Amp	LN	130	12	7612N	7613N
Cummins NTC-855		Leece Neville 2600JB, 105 Amp	LN	130	12	7612N	7613N
Cummins NTC-855		Motorola Loadhandler	LN	160	12	8329N	
Cummins V8-225	1979-73	30SI Delco, 90 Amp, w/o Transformer	DR	90	12	7262N	
Cummins V8-225		30SI Delco, 90 Amp, w/Transformer	DR	90	12	7256N	
Cummins V8-225		Bosch Replacement Unit, 160 Amp, 3 Mounting Ears	BO	160	12	12490N	12715N
Cummins V8-225		Bosch Replacement Unit, 200 Amp	BO	200	12	12715N	
Cummins V8-225		Delco 25SI Alternator	DR	75	12	7255N	8066N
Cummins V8-225		Leece Neville 2500JB, 90 Amp	LN	130	12	7612N	7613N
Cummins V8-225		Leece Neville 2600JB, 105 Amp	LN	130	12	7612N	7613N
Cummins V8-225		Motorola Loadhandler	LN	160	12	8329N	
Cummins V-903		30SI Delco, 90 Amp, w/o Transformer	DR	90	12	7262N	
Cummins V-903		30SI Delco, 90 Amp, w/Transformer	DR	90	12	7256N	
Cummins V-903		Bosch Replacement Unit, 160 Amp, 3 Mounting Ears	BO	160	12	12490N	12715N
Cummins V-903		Bosch Replacement Unit, 200 Amp	BO	200	12	12715N	
Cummins V-903		Delco 25SI Alternator	DR	75	12	7255N	8066N
Cummins V-903		Leece Neville 2500JB, 90 Amp	LN	130	12	7612N	7613N
Cummins V-903		Leece Neville 2600JB, 105 Amp	LN	130	12	7612N	7613N
Cummins V-903		Motorola Loadhandler	LN	160	12	8329N	
Cummins VT-300	1985-80	30SI Delco, 90 Amp, w/o Transformer	DR	90	12	7262N	
Cummins VT-300		30SI Delco, 90 Amp, w/Transformer	DR	90	12	7256N	
Cummins VT-300		Bosch Replacement Unit, 160 Amp, 3 Mounting Ears	BO	160	12	12490N	12715N
Cummins VT-300		Bosch Replacement Unit, 200 Amp	BO	200	12	12715N	
Cummins VT-300		Delco 25SI Alternator	DR	75	12	7255N	8066N
Cummins VT-300		Leece Neville 2500JB, 90 Amp	LN	130	12	7612N	7613N
Cummins VT-300		Leece Neville 2600JB, 105 Amp	LN	130	12	7612N	7613N
Cummins VT-300		Motorola Loadhandler	LN	160	12	8329N	
DD 12V-71	1981-73	30SI Delco, 90 Amp, w/o Transformer	DR	90	12	7262N	
DD 12V-71		30SI Delco, 90 Amp, w/Transformer	DR	90	12	7256N	
DD 12V-71		Bosch Replacement Unit, 160 Amp, 3 Mounting Ears	BO	160	12	12490N	12715N

ALTERNATORS

ALTERNATORS AND GENERATORS

ENGINE	YEAR	APPLICATION	Mfg	Amp	Volt	PART NO.	OPT. NO.
Kenworth (Cont'd)							
K100 (Cont'd)							
DD 12V-71	1981-73	Bosch Replacement Unit, 200 Amp	BO	200	12	12715N	
DD 12V-71		Delco 25SI Alternator	DR	75	12	7255N	8066N
DD 12V-71		Leece Neville 2500JB, 90 Amp	LN	130	12	7612N	7613N
DD 12V-71		Leece Neville 2600JB, 105 Amp	LN	130	12	7612N	7613N
DD 12V-71		Motorola Loadhandler	LN	160	12	8329N	
DD 60 Series	1994-91	Bosch Replacement Unit, 160 Amp, 3 Mounting Ears	BO	160	12	12490N	12715N
DD 60 Series		Bosch Replacement Unit, 200 Amp	BO	200	12	12715N	
DD 60 Series		Leece Neville 2500JB, 90 Amp	LN	130	12	7612N	7613N
DD 60 Series		Leece Neville 2600JB, 105 Amp	LN	130	12	7612N	7613N
DD 60 Series		Leece Neville 2700JB, 130 Amp	LN	130	12	7612N	7613N
DD 60 Series		Leece Neville 2805JB, 145 Amp	LN	160	12	7613N	7613N-LC
DD 60 Series		Leece Neville LC Series, 160 Amp, stator activated, 239 mm Rotor OAL	LN	160	12	7613N-LC	
DD 60 Series		Leece Neville, IR/EF, 160 Amp, trio activated, (235mm rotor OAL)	LN	160	12	7613N	7613N-LC
DD 60 Series		Motorola 8LHA, 130 Amp, Std. Regulator	LN	160	12	8329N	
DD 60 Series		Motorola 8LHA, 140 Amp, Std. Regulator	LN	160	12	8329N	
DD 60 Series	1993-91	Delco 26SI, 85 Amp, w/Relay Terminal	DR	85	12	8066N	
DD 60 Series		DR 30SI, 105 Amp, w/R Pin, w/o Transformer	DR	105	12	7940N	
DD 60 Series	1992-91	Delco 21SI, 130 Amp	DR	130	12	7681N	7685N
DD 60 Series		Delco 21SI, 145 Amp, 14.1 Vset	DR	145-160	12	7685N	8076N
DD 60 Series		Delco 21SI, 145 Amp, 14.5 Vset	DR	145-160	12	7685N-1	8076N
DD 60 Series		Delco 25SI Alternator (1991)	DR	85	12	8066N	
DD 60 Series	1994	Delco 21SI, 115 Amp	DR	145-160	12	7685N	8076N
DD 60 Series		Delco 21SI, 130 Amp	DR	130	12	7681N	7685N
DD 60 Series		Delco 21SI, 145 Amp, 14.1 Vset	DR	145-160	12	7685N	8076N
DD 60 Series		Delco 21SI, 145 Amp, 14.5 Vset	DR	145-160	12	7685N-1	8076N
DD 60 Series	1993	Delco 21SI (Early '93)	DR	130	12	7681N	7685N
DD 60 Series		Delco 21SI (Early '93) 14.1 Vset	DR	145-160	12	7685N	8076N
DD 60 Series		Delco 21SI (Early '93) 14.5 Vset	DR	145-160	12	7685N-1	8076N
DD 60 Series		Delco 21SI (Late '93)	DR	130	12	7681N	7685N
DD 60 Series		Delco 21SI (Late '93) 14.1 Vset	DR	145-160	12	7685N	8076N
DD 6V-71	1985-75	30SI Delco, 90 Amp, w/o Transformer	DR	90	12	7262N	
DD 6V-71		30SI Delco, 90 Amp, w/Transformer	DR	90	12	7256N	
DD 6V-71		Bosch Replacement Unit, 160 Amp, 3 Mounting Ears	BO	160	12	12490N	12715N
DD 6V-71		Bosch Replacement Unit, 200 Amp	BO	200	12	12715N	
DD 6V-71		Delco 25SI Alternator	DR	75	12	7255N	8066N
DD 6V-71		Leece Neville 2500JB, 90 Amp	LN	130	12	7612N	7613N
DD 6V-71		Leece Neville 2600JB, 105 Amp	LN	130	12	7612N	7613N
DD 6V-71		Motorola Loadhandler	LN	160	12	8329N	
DD 6V-92	1990-86	Delco 25SI Alternator	DR	85	12	8066N	
DD 6V-92		Delco 25SI Alternator (1986)	DR	75	12	7255N	8066N
DD 6V-92		DR 30SI, 105 Amp, w/R Pin, w/o Transformer	DR	105	12	7940N	
DD 6V-92	1990-80	30SI Delco, 90 Amp, w/o Transformer	DR	90	12	7262N	
DD 6V-92		30SI Delco, 90 Amp, w/Transformer	DR	90	12	7256N	
DD 6V-92		Bosch Replacement Unit, 160 Amp, 3 Mounting Ears	BO	160	12	12490N	12715N
DD 6V-92		Bosch Replacement Unit, 200 Amp	BO	200	12	12715N	
DD 6V-92		Leece Neville 2500JB, 90 Amp	LN	130	12	7612N	7613N
DD 6V-92		Leece Neville 2600JB, 105 Amp	LN	130	12	7612N	7613N
DD 6V-92		Motorola Loadhandler	LN	160	12	8329N	
DD 6V-92	1985-80	Delco 25SI Alternator	DR	75	12	7255N	8066N
DD 8V-71	1983-73	30SI Delco, 90 Amp, w/o Transformer	DR	90	12	7262N	
DD 8V-71		30SI Delco, 90 Amp, w/Transformer	DR	90	12	7256N	
DD 8V-71		Bosch Replacement Unit, 160 Amp, 3 Mounting Ears	BO	160	12	12490N	12715N
DD 8V-71		Bosch Replacement Unit, 200 Amp	BO	200	12	12715N	
DD 8V-71		Delco 25SI Alternator	DR	75	12	7255N	8066N
DD 8V-71		Leece Neville 2500JB, 90 Amp	LN	130	12	7612N	7613N
DD 8V-71		Leece Neville 2600JB, 105 Amp	LN	130	12	7612N	7613N
DD 8V-71		Motorola Loadhandler	LN	160	12	8329N	
DD 8V-92	1990-86	Delco 25SI Alternator	DR	85	12	8066N	
DD 8V-92		Delco 25SI Alternator (1986)	DR	75	12	7255N	8066N
DD 8V-92		DR 30SI, 105 Amp, w/R Pin, w/o Transformer	DR	105	12	7940N	
DD 8V-92	1990-75	30SI Delco, 90 Amp, w/o Transformer	DR	90	12	7262N	
DD 8V-92		30SI Delco, 90 Amp, w/Transformer	DR	90	12	7256N	
DD 8V-92		Bosch Replacement Unit, 160 Amp, 3 Mounting Ears	BO	160	12	12490N	12715N
DD 8V-92		Bosch Replacement Unit, 200 Amp	BO	200	12	12715N	

ALTERNATORS AND GENERATORS

ENGINE	YEAR	APPLICATION	Mfg	Amp	Volt	PART NO.	OPT. NO.
Kenworth (Cont'd)							
K100 (Cont'd)							
DD 8V-92	1990-75	Leece Neville 2500JB, 90 Amp	LN	130	12	7612N	7613N
DD 8V-92		Leece Neville 2600JB, 105 Amp	LN	130	12	7612N	7613N
DD 8V-92		Motorola Loadhandler	LN	160	12	8329N	
DD 8V-92	1985-75	Delco 25SI Alternator	DR	75	12	7255N	8066N
K300							
Cummins 5.9L ISB	2003-99	Bosch Replacement Unit, 160 Amp, 3 Mounting Ears	BO	160	12	12490N	12715N
Cummins 5.9L ISB		Bosch Replacement Unit, 200 Amp	BO	200	12	12715N	
Cummins 5.9L ISB		DR 22SI J-180 Mt., 130 Amp, 14.1 Vset	DR	145	12	8078N	7685N
Cummins 5.9L ISB		DR 22SI J-180 Mt., 130-145 Amp, 14.5 Vset	DR	145	12	8078N-1	7685N
Cummins 5.9L ISB		DR 22SI J-180 Mt., 145 Amp, 14.1 Vset	DR	145	12	8078N	7685N
Cummins 5.9L ISB		Leece Neville 2500JB, 90 Amp	LN	130	12	7612N	7613N
Cummins 5.9L ISB		Leece Neville 2600JB, 105 Amp	LN	130	12	7612N	7613N
Cummins 5.9L ISB		Leece Neville 2700JB, 130 Amp	LN	130	12	7612N	7613N
Cummins 5.9L ISB		Leece Neville 2805JB, 145 Amp	LN	160	12	7613N	7613N-LC
Cummins 5.9L ISB		Leece Neville LC Series, 160 Amp, stator activated, 239 mm Rotor OAL	LN	160	12	7613N-LC	
Cummins 5.9L ISB		Leece Neville, IR/EF, 160 Amp, trio activated, (235mm rotor OAL)	LN	160	12	7613N	7613N-LC
Cummins 5.9L ISB		Motorola 8LHA, 130 Amp, Opt. Regulator	LN	160	12	8329N	
Cummins 5.9L ISB		Motorola 8LHA, 130 Amp, Std. Regulator	LN	160	12	8329N	
Cummins 5.9L ISB		Motorola 8LHA, 140 Amp, Std. Regulator	LN	160	12	8329N	
Cummins 5.9L ISB		Opt. Serv. Repl., DR 24SI, J180 Mt., 160 Amp	DR	160	12	8718N	
L6 8.3L 505cid	1997-96	DR 22SI J-180 Mt., 130 Amp, 14.1 Vset	DR	145	12	8078N	7685N
L6 8.3L 505cid		DR 22SI J-180 Mt., 130-145 Amp, 14.5 Vset	DR	145	12	8078N-1	7685N
L6 8.3L 505cid		DR 22SI J-180 Mt., 145 Amp, 14.1 Vset	DR	145	12	8078N	7685N
L6 8.3L 505cid		Opt. Serv. Repl., DR 24SI, J180 Mt., 160 Amp	DR	160	12	8718N	
L6 8.3L 505cid	1997-94	Bosch Replacement Unit, 160 Amp, 3 Mounting Ears	BO	160	12	12490N	12715N
L6 8.3L 505cid		Bosch Replacement Unit, 200 Amp	BO	200	12	12715N	
L6 8.3L 505cid		Leece Neville 2500JB, 90 Amp	LN	130	12	7612N	7613N
L6 8.3L 505cid		Leece Neville 2600JB, 105 Amp	LN	130	12	7612N	7613N
L6 8.3L 505cid		Leece Neville 2700JB, 130 Amp	LN	130	12	7612N	7613N
L6 8.3L 505cid		Leece Neville 2805JB, 145 Amp	LN	160	12	7613N	7613N-LC
L6 8.3L 505cid		Leece Neville LC Series, 160 Amp, stator activated, 239 mm Rotor OAL	LN	160	12	7613N-LC	
L6 8.3L 505cid		Leece Neville, IR/EF, 160 Amp, trio activated, (235mm rotor OAL)	LN	160	12	7613N	7613N-LC
L6 8.3L 505cid		Motorola 8LHA, 130 Amp, Opt. Regulator	LN	160	12	8329N	
L6 8.3L 505cid		Motorola 8LHA, 130 Amp, Std. Regulator	LN	160	12	8329N	
L6 8.3L 505cid		Motorola 8LHA, 140 Amp, Std. Regulator	LN	160	12	8329N	
L6 8.3L 505cid	1995-94	Delco 21SI, 115 Amp	DR	145-160	12	7685N	8076N
L6 8.3L 505cid		Delco 21SI, 130 Amp	DR	130	12	7681N	7685N
L6 8.3L 505cid		Delco 21SI, 145 Amp, 14.1 Vset	DR	145-160	12	7685N	8076N
L6 8.3L 505cid		Delco 21SI, 145 Amp, 14.5 Vset	DR	145-160	12	7685N-1	8076N
L6 8.3L 505cid		Delco 26SI, 85 Amp, w/Relay Terminal	DR	85	12	8066N	
L6 8.3L 505cid		DR 30SI, 105 Amp, w/R Pin, w/o Transformer	DR	105	12	7940N	
L700							
Caterpillar 3306	1985-80	30SI Delco, 90 Amp, w/o Transformer	DR	90	12	7262N	
Caterpillar 3306		30SI Delco, 90 Amp, w/Transformer	DR	90	12	7256N	
Caterpillar 3306		Bosch Replacement Unit, 160 Amp, 3 Mounting Ears	BO	160	12	12490N	12715N
Caterpillar 3306		Bosch Replacement Unit, 200 Amp	BO	200	12	12715N	
Caterpillar 3306		Delco 25SI Alternator	DR	75	12	7255N	8066N
Caterpillar 3306		Leece Neville 2500JB, 90 Amp	LN	130	12	7612N	7613N
Caterpillar 3306		Leece Neville 2600JB, 105 Amp	LN	130	12	7612N	7613N
Caterpillar 3306		Motorola Loadhandler	LN	160	12	8329N	
Caterpillar 3406		30SI Delco, 90 Amp, w/o Transformer	DR	90	12	7262N	
Caterpillar 3406		30SI Delco, 90 Amp, w/Transformer	DR	90	12	7256N	
Caterpillar 3406		Bosch Replacement Unit, 160 Amp, 3 Mounting Ears	BO	160	12	12490N	12715N
Caterpillar 3406		Bosch Replacement Unit, 200 Amp	BO	200	12	12715N	
Caterpillar 3406		Delco 25SI Alternator	DR	75	12	7255N	8066N
Caterpillar 3406		Leece Neville 2500JB, 90 Amp	LN	130	12	7612N	7613N
Caterpillar 3406		Leece Neville 2600JB, 105 Amp	LN	130	12	7612N	7613N
Caterpillar 3406		Motorola Loadhandler	LN	160	12	8329N	
Caterpillar 3408		30SI Delco, 90 Amp, w/o Transformer	DR	90	12	7262N	
Caterpillar 3408		30SI Delco, 90 Amp, w/Transformer	DR	90	12	7256N	
Caterpillar 3408		Bosch Replacement Unit, 160 Amp, 3 Mounting Ears	BO	160	12	12490N	12715N

ALTERNATORS

ALTERNATORS AND GENERATORS

ENGINE	YEAR	APPLICATION	Mfg	Amp	Volt	PART NO.	OPT. NO.
Kenworth (Cont'd)							
L700 (Cont'd)							
Caterpillar 3408	1985-80	Bosch Replacement Unit, 200 Amp	BO	200	12	12715N	
Caterpillar 3408		Delco 25SI Alternator	DR	75	12	7255N	8066N
Caterpillar 3408		Leece Neville 2500JB, 90 Amp	LN	130	12	7612N	7613N
Caterpillar 3408		Leece Neville 2600JB, 105 Amp	LN	130	12	7612N	7613N
Caterpillar 3408		Motorola Loadhandler	LN	160	12	8329N	
Cummins 855	1985-82	30SI Delco, 90 Amp, w/o Transformer	DR	90	12	7262N	
Cummins 855		30SI Delco, 90 Amp, w/Transformer	DR	90	12	7256N	
Cummins 855		Bosch Replacement Unit, 160 Amp, 3 Mounting Ears	BO	160	12	12490N	12715N
Cummins 855		Bosch Replacement Unit, 200 Amp	BO	200	12	12715N	
Cummins 855		Delco 25SI Alternator	DR	75	12	7255N	8066N
Cummins 855		Leece Neville 2500JB, 90 Amp	LN	130	12	7612N	7613N
Cummins 855		Leece Neville 2600JB, 105 Amp	LN	130	12	7612N	7613N
Cummins 855		Motorola Loadhandler	LN	160	12	8329N	
Cummins F Eng.	1985-80	30SI Delco, 90 Amp, w/o Transformer	DR	90	12	7262N	
Cummins F Eng.		30SI Delco, 90 Amp, w/Transformer	DR	90	12	7256N	
Cummins F Eng.		Bosch Replacement Unit, 160 Amp, 3 Mounting Ears	BO	160	12	12490N	12715N
Cummins F Eng.		Bosch Replacement Unit, 200 Amp	BO	200	12	12715N	
Cummins F Eng.		Delco 25SI Alternator	DR	75	12	7255N	8066N
Cummins F Eng.		Leece Neville 2500JB, 90 Amp	LN	130	12	7612N	7613N
Cummins F Eng.		Leece Neville 2600JB, 105 Amp	LN	130	12	7612N	7613N
Cummins F Eng.		Motorola Loadhandler	LN	160	12	8329N	
Cummins KT-450 / 600		30SI Delco, 90 Amp, w/o Transformer	DR	90	12	7262N	
Cummins KT-450 / 600		30SI Delco, 90 Amp, w/Transformer	DR	90	12	7256N	
Cummins KT-450 / 600		Bosch Replacement Unit, 160 Amp, 3 Mounting Ears	BO	160	12	12490N	12715N
Cummins KT-450 / 600		Bosch Replacement Unit, 200 Amp	BO	200	12	12715N	
Cummins KT-450 / 600		Delco 25SI Alternator	DR	75	12	7255N	8066N
Cummins KT-450 / 600		Leece Neville 2500JB, 90 Amp	LN	130	12	7612N	7613N
Cummins KT-450 / 600		Leece Neville 2600JB, 105 Amp	LN	130	12	7612N	7613N
Cummins KT-450 / 600		Motorola Loadhandler	LN	160	12	8329N	
Cummins NTC Eng.		30SI Delco, 90 Amp, w/o Transformer	DR	90	12	7262N	
Cummins NTC Eng.		30SI Delco, 90 Amp, w/Transformer	DR	90	12	7256N	
Cummins NTC Eng.		Bosch Replacement Unit, 160 Amp, 3 Mounting Ears	BO	160	12	12490N	12715N
Cummins NTC Eng.		Bosch Replacement Unit, 200 Amp	BO	200	12	12715N	
Cummins NTC Eng.		Delco 25SI Alternator	DR	75	12	7255N	8066N
Cummins NTC Eng.		Leece Neville 2500JB, 90 Amp	LN	130	12	7612N	7613N
Cummins NTC Eng.		Leece Neville 2600JB, 105 Amp	LN	130	12	7612N	7613N
Cummins NTC Eng.		Motorola Loadhandler	LN	160	12	8329N	
Cummins VT-300		30SI Delco, 90 Amp, w/o Transformer	DR	90	12	7262N	
Cummins VT-300		30SI Delco, 90 Amp, w/Transformer	DR	90	12	7256N	
Cummins VT-300		Bosch Replacement Unit, 160 Amp, 3 Mounting Ears	BO	160	12	12490N	12715N
Cummins VT-300		Bosch Replacement Unit, 200 Amp	BO	200	12	12715N	
Cummins VT-300		Delco 25SI Alternator	DR	75	12	7255N	8066N
Cummins VT-300		Leece Neville 2500JB, 90 Amp	LN	130	12	7612N	7613N
Cummins VT-300		Leece Neville 2600JB, 105 Amp	LN	130	12	7612N	7613N
Cummins VT-300		Motorola Loadhandler	LN	160	12	8329N	
DD 6V-71		30SI Delco, 90 Amp, w/o Transformer	DR	90	12	7262N	
DD 6V-71		30SI Delco, 90 Amp, w/Transformer	DR	90	12	7256N	
DD 6V-71		Bosch Replacement Unit, 160 Amp, 3 Mounting Ears	BO	160	12	12490N	12715N
DD 6V-71		Bosch Replacement Unit, 200 Amp	BO	200	12	12715N	
DD 6V-71		Delco 25SI Alternator	DR	75	12	7255N	8066N
DD 6V-71		Leece Neville 2500JB, 90 Amp	LN	130	12	7612N	7613N
DD 6V-71		Leece Neville 2600JB, 105 Amp	LN	130	12	7612N	7613N
DD 6V-71		Motorola Loadhandler	LN	160	12	8329N	
DD 6V-92		30SI Delco, 90 Amp, w/o Transformer	DR	90	12	7262N	
DD 6V-92		30SI Delco, 90 Amp, w/Transformer	DR	90	12	7256N	
DD 6V-92		Bosch Replacement Unit, 160 Amp, 3 Mounting Ears	BO	160	12	12490N	12715N
DD 6V-92		Bosch Replacement Unit, 200 Amp	BO	200	12	12715N	
DD 6V-92		Delco 25SI Alternator	DR	75	12	7255N	8066N
DD 6V-92		Leece Neville 2500JB, 90 Amp	LN	130	12	7612N	7613N
DD 6V-92		Leece Neville 2600JB, 105 Amp	LN	130	12	7612N	7613N
DD 6V-92		Motorola Loadhandler	LN	160	12	8329N	
DD 8V-71	1983-80	30SI Delco, 90 Amp, w/o Transformer	DR	90	12	7262N	
DD 8V-71		30SI Delco, 90 Amp, w/Transformer	DR	90	12	7256N	
DD 8V-71		Bosch Replacement Unit, 160 Amp, 3 Mounting Ears	BO	160	12	12490N	12715N
DD 8V-71		Bosch Replacement Unit, 200 Amp	BO	200	12	12715N	
DD 8V-71		Delco 25SI Alternator	DR	75	12	7255N	8066N

ALTERNATORS AND GENERATORS

ENGINE	YEAR	APPLICATION	Mfg	Amp	Volt	PART NO.	OPT. NO.
Kenworth (Cont'd)							
L700 (Cont'd)							
DD 8V-71	1983-80	Leece Neville 2500JB, 90 Amp	LN	130	12	7612N	7613N
DD 8V-71		Leece Neville 2600JB, 105 Amp	LN	130	12	7612N	7613N
DD 8V-71		Motorola Loadhandler	LN	160	12	8329N	
DD 8V-92	1985-80	30SI Delco, 90 Amp, w/o Transformer	DR	90	12	7262N	
DD 8V-92		30SI Delco, 90 Amp, w/Transformer	DR	90	12	7256N	
DD 8V-92		Bosch Replacement Unit, 160 Amp, 3 Mounting Ears	BO	160	12	12490N	12715N
DD 8V-92		Bosch Replacement Unit, 200 Amp	BO	200	12	12715N	
DD 8V-92		Delco 25SI Alternator	DR	75	12	7255N	8066N
DD 8V-92		Leece Neville 2500JB, 90 Amp	LN	130	12	7612N	7613N
DD 8V-92		Leece Neville 2600JB, 105 Amp	LN	130	12	7612N	7613N
DD 8V-92		Motorola Loadhandler	LN	160	12	8329N	
T2000							
Caterpillar 3406	2008-96	DR 33SI, J-180 Mt., #10 R Term., 135 Amp, Std.	DR	135	12	8083N	8612N
Caterpillar 3406		DR 33SI, J-180 Mt., 135 Amp, Road Gang Pkg.	DR	140	12	8607N	8612N
Caterpillar 3406		DR 33SI, J-180Mt., #10 R Term, 110 Amp, Std.	DR	110	12	8081N	8612N
Caterpillar 3406		DR 35SI HP, J-180 Mtg. 140 Amp, Repl. 33SI, High Temp Pkg. .	DR	140	12	8607N	8612N
Caterpillar 3406		DR 35SI, J-180 Mtg, 135 Amp, Repl. 33SI, Std.	DR	140	12	8607N	8612N
Caterpillar 3406		DR 35SI, J-180 Mtg. 135 Amp, Repl. 33SI, Road Gang Pkg.	DR	140	12	8607N	8612N
Caterpillar 3406		DR 36SI, J-180 Mt. (33SI Upgrade) 170 Amp	DR	170	12	8612N	
Caterpillar 3406	2004-96	Bosch Replacement Unit, 160 Amp, 3 Mounting Ears	BO	160	12	12490N	12715N
Caterpillar 3406		Bosch Replacement Unit, 200 Amp	BO	200	12	12715N	
Caterpillar 3406		DR 22SI J-180 Mt., 130 Amp, 14.1 Vset	DR	145	12	8078N	7685N
Caterpillar 3406		DR 22SI J-180 Mt., 130-145 Amp, 14.5 Vset	DR	145	12	8078N-1	7685N
Caterpillar 3406		DR 22SI J-180 Mt., 145 Amp, 14.1 Vset	DR	145	12	8078N	7685N
Caterpillar 3406		Leece Neville 2500JB, 90 Amp	LN	130	12	7612N	7613N
Caterpillar 3406		Leece Neville 2600JB, 105 Amp	LN	130	12	7612N	7613N
Caterpillar 3406		Leece Neville 2700JB, 130 Amp	LN	130	12	7612N	7613N
Caterpillar 3406		Leece Neville 2805JB, 145 Amp	LN	160	12	7613N	7613N-LC
Caterpillar 3406		Leece Neville LC Series, 160 Amp, stator activated, 239 mm Rotor OAL	LN	160	12	7613N-LC	
Caterpillar 3406		Leece Neville, IR/EF, 160 Amp, trio activated, (235mm rotor OAL)	LN	160	12	7613N	7613N-LC
Caterpillar 3406		Motorola 8LHA, 130 Amp, Std. Regulator	LN	160	12	8329N	
Caterpillar 3406		Motorola 8LHA, 140 Amp, Std. Regulator	LN	160	12	8329N	
Caterpillar 3406		Opt. Serv. Repl., DR 24SI, J180 Mt., 160 Amp	DR	160	12	8718N	
Caterpillar C-10	2008-97	DR 33SI, J-180 Mt., #10 R Term., 135 Amp, Std.	DR	135	12	8083N	8612N
Caterpillar C-10		DR 33SI, J-180 Mt., 135 Amp, Road Gang Pkg.	DR	140	12	8607N	8612N
Caterpillar C-10		DR 33SI, J-180Mt., #10 R Term, 110 Amp, Std.	DR	110	12	8081N	8612N
Caterpillar C-10		DR 35SI HP, J-180 Mtg. 140 Amp, Repl. 33SI, High Temp Pkg. .	DR	140	12	8607N	8612N
Caterpillar C-10		DR 35SI, J-180 Mtg, 135 Amp, Repl. 33SI, Std.	DR	140	12	8607N	8612N
Caterpillar C-10		DR 35SI, J-180 Mtg. 135 Amp, Repl. 33SI, Road Gang Pkg.	DR	140	12	8607N	8612N
Caterpillar C-10		DR 36SI, J-180 Mt. (33SI Upgrade) 170 Amp	DR	170	12	8612N	
Caterpillar C-10	2003-97	Bosch Replacement Unit, 160 Amp, 3 Mounting Ears	BO	160	12	12490N	12715N
Caterpillar C-10		Bosch Replacement Unit, 200 Amp	BO	200	12	12715N	
Caterpillar C-10		DR 22SI J-180 Mt., 130 Amp, 14.1 Vset	DR	145	12	8078N	7685N
Caterpillar C-10		DR 22SI J-180 Mt., 130-145 Amp, 14.5 Vset	DR	145	12	8078N-1	7685N
Caterpillar C-10		DR 22SI J-180 Mt., 145 Amp, 14.1 Vset	DR	145	12	8078N	7685N
Caterpillar C-10		Leece Neville 2500JB, 90 Amp	LN	130	12	7612N	7613N
Caterpillar C-10		Leece Neville 2600JB, 105 Amp	LN	130	12	7612N	7613N
Caterpillar C-10		Leece Neville 2700JB, 130 Amp	LN	130	12	7612N	7613N
Caterpillar C-10		Leece Neville 2805JB, 145 Amp	LN	160	12	7613N	7613N-LC
Caterpillar C-10		Leece Neville LC Series, 160 Amp, stator activated, 239 mm Rotor OAL	LN	160	12	7613N-LC	
Caterpillar C-10		Leece Neville, IR/EF, 160 Amp, trio activated, (235mm rotor OAL)	LN	160	12	7613N	7613N-LC
Caterpillar C-10		Motorola 8LHA, 130 Amp, Std. Regulator	LN	160	12	8329N	
Caterpillar C-10		Motorola 8LHA, 140 Amp, Std. Regulator	LN	160	12	8329N	
Caterpillar C-10		Opt. Serv. Repl., DR 24SI, J180 Mt., 160 Amp	DR	160	12	8718N	
Caterpillar C-12	2008-97	DR 33SI, J-180 Mt., #10 R Term., 135 Amp, Std.	DR	135	12	8083N	8612N
Caterpillar C-12		DR 33SI, J-180 Mt., 135 Amp, Road Gang Pkg.	DR	140	12	8607N	8612N
Caterpillar C-12		DR 33SI, J-180Mt., #10 R Term, 110 Amp, Std.	DR	110	12	8081N	8612N
Caterpillar C-12		DR 35SI HP, J-180 Mtg. 140 Amp, Repl. 33SI, High Temp Pkg. .	DR	140	12	8607N	8612N
Caterpillar C-12		DR 35SI, J-180 Mtg, 135 Amp, Repl. 33SI, Std.	DR	140	12	8607N	8612N
Caterpillar C-12		DR 35SI, J-180 Mtg. 135 Amp, Repl. 33SI, Road Gang Pkg.	DR	140	12	8607N	8612N
Caterpillar C-12		DR 36SI, J-180 Mt. (33SI Upgrade) 170 Amp	DR	170	12	8612N	

ALTERNATORS

ALTERNATORS AND GENERATORS

ENGINE	YEAR	APPLICATION	Mfg	Amp	Volt	PART NO.	OPT. NO.
Kenworth (Cont'd)							
T2000 (Cont'd)							
Caterpillar C-12	2003-97	Bosch Replacement Unit, 160 Amp, 3 Mounting Ears	BO	160	12	12490N	12715N
Caterpillar C-12		Bosch Replacement Unit, 200 Amp	BO	200	12	12715N	
Caterpillar C-12		DR 22SI J-180 Mt., 130 Amp, 14.1 Vset	DR	145	12	8078N	7685N
Caterpillar C-12		DR 22SI J-180 Mt., 130-145 Amp, 14.5 Vset	DR	145	12	8078N-1	7685N
Caterpillar C-12		DR 22SI J-180 Mt., 145 Amp, 14.1 Vset	DR	145	12	8078N	7685N
Caterpillar C-12		Leece Neville 2500JB, 90 Amp	LN	130	12	7612N	7613N
Caterpillar C-12		Leece Neville 2600JB, 105 Amp	LN	130	12	7612N	7613N
Caterpillar C-12		Leece Neville 2700JB, 130 Amp	LN	130	12	7612N	7613N
Caterpillar C-12		Leece Neville 2805JB, 145 Amp	LN	160	12	7613N	7613N-LC
Caterpillar C-12		Leece Neville LC Series, 160 Amp, stator activated, 239 mm Rotor OAL	LN	160	12	7613N-LC	
Caterpillar C-12	Leece Neville, IR/EF, 160 Amp, trio activated, (235mm rotor OAL)	LN	160	12	7613N	7613N-LC	
Caterpillar C-12	Motorola 8LHA, 130 Amp, Std. Regulator	LN	160	12	8329N		
Caterpillar C-12	Motorola 8LHA, 140 Amp, Std. Regulator	LN	160	12	8329N		
Caterpillar C-12	Opt. Serv. Repl., DR 24SI, J180 Mt., 160 Amp	DR	160	12	8718N		
Caterpillar C-13	2008-04	DR 35SI HP, Quad Pad Mt., 140 Amp, High Temp. Pkg.	DR	140	12	8609N	8614N
Caterpillar C-13		DR 35SI, Quad Pad Mt., 110 Amp Std.	DR	140	12	8609N	8614N
Caterpillar C-13		DR 35SI, Quad Pad Mt., 135 Amp, Remote Sense	DR	140	12	8609N	8614N
Caterpillar C-13		DR 35SI, Quad Pad Mt., 135 Amp, Road Gang Pkg.	DR	140	12	8609N	8614N
Caterpillar C-13		DR 35SI, Quad Pad Mt., 135 Amp, Std.	DR	140	12	8609N	8614N
Caterpillar C-13	2007-04	Opt. Ser. Repl. DR 24SI, Quad Pad Mt., 160 Amp	DR	160	12	8719N	
Caterpillar C-13		Bosch IR/IF, Repl. Unit, Quad Pad Mtg, 160 Amp	BO	160	12	12491N	12716N
Caterpillar C-13		Bosch IR/IF, Repl. Unit, Quad Pad Mtg, 200 Amp	BO	200	12	12716N	
Caterpillar C-13		Delco 22SI, Quad Pad Mt, 100 Amp	DR	145	12	8362N	12491N
Caterpillar C-13		Delco 22SI, Quad Pad Mt, 145 Amp	DR	145	12	8362N	12491N
Caterpillar C-13		DR 22SI Quad Pad Mt., 130 Amp	DR	145	12	8362N	12491N
Caterpillar C-13		DR 34SI, Quad Pad Mtg., 135 Amp, Remote Sense	DR	140	12	8609N	8614N
Caterpillar C-13		DR 34SI, Quad Pad Mtg., 135 Amp, Road Gang Pkg.	DR	140	12	8609N	8614N
Caterpillar C-13		DR36SI HP, Quad Pad Mt., 170 Amp, High Temp Pkg.	DR	170	12	8614N	
Caterpillar C-13		LN, 160 Amp, w/Lamp Driver Reg.	DR	170	12	8614N	
Caterpillar C-13	Motorola, 140 Amp, No Smart Check Reg.	LN	160	12	8410N	8410N	
Caterpillar C-13	Motorola, 160 Amp, No Smart Check Reg.	LN	160	12	8410N	8410N	
Caterpillar C-13	Std. DR 34SI, 110 Amp, Quad Pad Mt.	DR	140	12	8609N	8614N	
Caterpillar C-13	Std. DR 34SI, 135 Amp, Quad Pad Mt.	DR	135	12	8096N	8614N	
Caterpillar C-15	2008-01	DR 35SI HP, Quad Pad Mt., 140 Amp, High Temp. Pkg.	DR	140	12	8609N	8614N
Caterpillar C-15		DR 35SI, Quad Pad Mt, 110 Amp Std.	DR	140	12	8609N	8614N
Caterpillar C-15		DR 35SI, Quad Pad Mt., 135 Amp, Remote Sense	DR	140	12	8609N	8614N
Caterpillar C-15		DR 35SI, Quad Pad Mt., 135 Amp, Road Gang Pkg.	DR	140	12	8609N	8614N
Caterpillar C-15		DR 35SI, Quad Pad Mt., 135 Amp, Std.	DR	140	12	8609N	8614N
Caterpillar C-15	2007-01	Opt. Ser. Repl. DR 24SI, Quad Pad Mt., 160 Amp	DR	160	12	8719N	
Caterpillar C-15		Bosch IR/IF, Repl. Unit, Quad Pad Mtg, 160 Amp	BO	160	12	12491N	12716N
Caterpillar C-15		Bosch IR/IF, Repl. Unit, Quad Pad Mtg, 200 Amp	BO	200	12	12716N	
Caterpillar C-15		Delco 22SI, Quad Pad Mt, 100 Amp	DR	145	12	8362N	12491N
Caterpillar C-15		Delco 22SI, Quad Pad Mt, 145 Amp	DR	145	12	8362N	12491N
Caterpillar C-15		DR 22SI Quad Pad Mt., 130 Amp	DR	145	12	8362N	12491N
Caterpillar C-15		DR 34SI, Quad Pad Mtg., 135 Amp, Remote Sense	DR	140	12	8609N	8614N
Caterpillar C-15		DR 34SI, Quad Pad Mtg., 135 Amp, Road Gang Pkg.	DR	140	12	8609N	8614N
Caterpillar C-15		DR36SI HP, Quad Pad Mt., 170 Amp, High Temp Pkg.	DR	170	12	8614N	
Caterpillar C-15		LN (Repl. 34SI) w/Lamp Driver Reg.	DR	170	12	8614N	
Caterpillar C-15	Moto (Repl. 34SI) 140 Amp, No Smart Check	LN	160	12	8410N	8410N	
Caterpillar C-15	Moto (Repl. 34SI) 160 Amp, No Smart Check	LN	160	12	8410N	8410N	
Caterpillar C-15	Std. DR 34SI, 110 Amp, Quad Pad Mt.	DR	140	12	8609N	8614N	
Caterpillar C-15	Std. DR 34SI, 135 Amp, Quad Pad Mt.	DR	135	12	8096N	8614N	
Caterpillar C-15	2000-97	Bosch Replacement Unit, 160 Amp, 3 Mounting Ears	BO	160	12	12490N	12715N
Caterpillar C-15		Bosch Replacement Unit, 200 Amp	BO	200	12	12715N	
Caterpillar C-15		DR 22SI J-180 Mt., 130 Amp, 14.1 Vset	DR	145	12	8078N	7685N
Caterpillar C-15		DR 22SI J-180 Mt., 130-145 Amp, 14.5 Vset	DR	145	12	8078N-1	7685N
Caterpillar C-15		DR 22SI J-180 Mt., 145 Amp, 14.1 Vset	DR	145	12	8078N	7685N
Caterpillar C-15		DR 33SI, J-180 Mt., #10 R Term., 135 Amp, Std.	DR	135	12	8083N	8612N
Caterpillar C-15		DR 33SI, J-180 Mt., 135 Amp, Road Gang Pkg.	DR	140	12	8607N	8612N
Caterpillar C-15		DR 33SI, J-180Mt., #10 R Term, 110 Amp, Std.	DR	110	12	8081N	8612N
Caterpillar C-15		DR 35SI HP, J-180 Mtg. 140 Amp, Repl. 33SI, High Temp Pkg. .	DR	140	12	8607N	8612N
Caterpillar C-15		DR 35SI, J-180 Mtg, 135 Amp, Repl. 33SI, Std.	DR	140	12	8607N	8612N
Caterpillar C-15	DR 35SI, J-180 Mtg. 135 Amp, Repl. 33SI, Road Gang Pkg.	DR	140	12	8607N	8612N	
Caterpillar C-15	DR 36SI, J-180 Mt. (33SI Upgrade) 170 Amp	DR	170	12	8612N		

ALTERNATORS AND GENERATORS

ENGINE	YEAR	APPLICATION	Mfg	Amp	Volt	PART NO.	OPT. NO.
Kenworth (Cont'd)							
T2000 (Cont'd)							
Caterpillar C-15	2000-97	Leece Neville 2500JB, 90 Amp	LN	130	12	7612N	7613N
Caterpillar C-15		Leece Neville 2600JB, 105 Amp	LN	130	12	7612N	7613N
Caterpillar C-15		Leece Neville 2700JB, 130 Amp	LN	130	12	7612N	7613N
Caterpillar C-15		Leece Neville 2805JB, 145 Amp	LN	160	12	7613N	7613N-LC
Caterpillar C-15		Leece Neville LC Series, 160 Amp, stator activated, 239 mm Rotor OAL	LN	160	12	7613N-LC	
Caterpillar C-15		Leece Neville, IR/EF, 160 Amp, trio activated, (235mm rotor OAL)	LN	160	12	7613N	7613N-LC
Caterpillar C-15		Motorola 8LHA, 130 Amp, Std. Regulator	LN	160	12	8329N	
Caterpillar C-15		Motorola 8LHA, 140 Amp, Std. Regulator	LN	160	12	8329N	
Caterpillar C-15		Opt. Serv. Repl., DR 24SI, J180 Mt., 160 Amp	DR	160	12	8718N	
Cummins ISX	2008-01	DR 35SI HP, Quad Pad Mt., 140 Amp, High Temp. Pkg.	DR	140	12	8609N	8614N
Cummins ISX		DR 35SI, Quad Pad Mt., 110 Amp Std.	DR	140	12	8609N	8614N
Cummins ISX		DR 35SI, Quad Pad Mt., 135 Amp, Remote Sense	DR	140	12	8609N	8614N
Cummins ISX		DR 35SI, Quad Pad Mt., 135 Amp, Road Gang Pkg.	DR	140	12	8609N	8614N
Cummins ISX		DR 35SI, Quad Pad Mt., 135 Amp, Std.	DR	140	12	8609N	8614N
Cummins ISX	2007-01	Opt. Ser. Repl. DR 24SI, Quad Pad Mt., 160 Amp	DR	160	12	8719N	
Cummins ISX		Bosch IR/IF, Repl. Unit, Quad Pad Mtg, 160 Amp	BO	160	12	12491N	12716N
Cummins ISX		Bosch IR/IF, Repl. Unit, Quad Pad Mtg, 200 Amp	BO	200	12	12716N	
Cummins ISX		Delco 22SI, Quad Pad Mt, 100 Amp	DR	145	12	8362N	12491N
Cummins ISX		Delco 22SI, Quad Pad Mt, 145 Amp	DR	145	12	8362N	12491N
Cummins ISX		DR 22SI Quad Pad Mt., 130 Amp	DR	145	12	8362N	12491N
Cummins ISX		DR 34SI, Quad Pad Mtg., 135 Amp, Remote Sense	DR	140	12	8609N	8614N
Cummins ISX		DR 34SI, Quad Pad Mtg., 135 Amp, Road Gang Pkg.	DR	140	12	8609N	8614N
Cummins ISX		DR36SI HP,Quad Pad Mt., 170 Amp, High Temp Pkg.	DR	170	12	8614N	
Cummins ISX		LN (Repl. 34SI) w/Lamp Driver Reg.	DR	170	12	8614N	
Cummins ISX		Moto (Repl. 34SI) 140 Amp, No Smart Check	LN	160	12	8410N	8410N
Cummins ISX		Moto (Repl. 34SI) 160 Amp, No Smart Check	LN	160	12	8410N	8410N
Cummins ISX		Std. DR 34SI, 110 Amp, Quad Pad Mt.	DR	140	12	8609N	8614N
Cummins ISX		Std. DR 34SI, 135 Amp, Quad Pad Mt.	DR	135	12	8096N	8614N
Cummins ISX	2000-97	Bosch Replacement Unit, 160 Amp, 3 Mounting Ears	BO	160	12	12490N	12715N
Cummins ISX		Bosch Replacement Unit, 200 Amp	BO	200	12	12715N	
Cummins ISX		DR 22SI J-180 Mt., 130 Amp, 14.1 Vset	DR	145	12	8078N	7685N
Cummins ISX		DR 22SI J-180 Mt., 130-145 Amp, 14.5 Vset	DR	145	12	8078N-1	7685N
Cummins ISX		DR 22SI J-180 Mt., 145 Amp, 14.1 Vset	DR	145	12	8078N	7685N
Cummins ISX		DR 33SI, J-180 Mt., #10 R Term., 135 Amp, Std.	DR	135	12	8083N	8612N
Cummins ISX		DR 33SI, J-180 Mt., 135 Amp, Road Gang Pkg.	DR	140	12	8607N	8612N
Cummins ISX		DR 33SI, J-180Mt., #10 R Term, 110 Amp, Std.	DR	110	12	8081N	8612N
Cummins ISX		DR 35SI HP, J-180 Mtg. 140 Amp, Repl. 33SI, High Temp Pkg. .	DR	140	12	8607N	8612N
Cummins ISX		DR 35SI, J-180 Mtg, 135 Amp, Repl. 33SI, Std.	DR	140	12	8607N	8612N
Cummins ISX		DR 35SI, J-180 Mtg. 135 Amp, Repl. 33SI, Road Gang Pkg.	DR	140	12	8607N	8612N
Cummins ISX		DR 36SI, J-180 Mt. (33SI Upgrade) 170 Amp	DR	170	12	8612N	
Cummins ISX		Leece Neville 2500JB, 90 Amp	LN	130	12	7612N	7613N
Cummins ISX		Leece Neville 2600JB, 105 Amp	LN	130	12	7612N	7613N
Cummins ISX		Leece Neville 2700JB, 130 Amp	LN	130	12	7612N	7613N
Cummins ISX		Leece Neville 2805JB, 145 Amp	LN	160	12	7613N	7613N-LC
Cummins ISX		Leece Neville LC Series, 160 Amp, stator activated, 239 mm Rotor OAL	LN	160	12	7613N-LC	
Cummins ISX		Leece Neville, IR/EF, 160 Amp, trio activated, (235mm rotor OAL)	LN	160	12	7613N	7613N-LC
Cummins ISX		Motorola 8LHA, 130 Amp, Std. Regulator	LN	160	12	8329N	
Cummins ISX		Motorola 8LHA, 140 Amp, Std. Regulator	LN	160	12	8329N	
Cummins ISX		Opt. Serv. Repl., DR 24SI, J180 Mt., 160 Amp	DR	160	12	8718N	
Cummins M11	1999-97	Bosch Replacement Unit, 160 Amp, 3 Mounting Ears	BO	160	12	12490N	12715N
Cummins M11		Bosch Replacement Unit, 200 Amp	BO	200	12	12715N	
Cummins M11		DR 22SI J-180 Mt., 130 Amp, 14.1 Vset	DR	145	12	8078N	7685N
Cummins M11		DR 22SI J-180 Mt., 130-145 Amp, 14.5 Vset	DR	145	12	8078N-1	7685N
Cummins M11		DR 22SI J-180 Mt., 145 Amp, 14.1 Vset	DR	145	12	8078N	7685N
Cummins M11		DR 33SI, J-180 Mt., #10 R Term., 135 Amp, Std.	DR	135	12	8083N	8612N
Cummins M11		DR 33SI, J-180Mt., #10 R Term, 110 Amp, Std.	DR	110	12	8081N	8612N
Cummins M11		Leece Neville 2500JB, 90 Amp	LN	130	12	7612N	7613N
Cummins M11		Leece Neville 2600JB, 105 Amp	LN	130	12	7612N	7613N
Cummins M11		Leece Neville 2700JB, 130 Amp	LN	130	12	7612N	7613N
Cummins M11		Leece Neville 2805JB, 145 Amp	LN	160	12	7613N	7613N-LC
Cummins M11		Leece Neville LC Series, 160 Amp, stator activated, 239 mm Rotor OAL	LN	160	12	7613N-LC	

ALTERNATORS

ALTERNATORS AND GENERATORS

ENGINE	YEAR	APPLICATION	Mfg	Amp	Volt	PART NO.	OPT. NO.
Kenworth (Cont'd)							
T2000 (Cont'd)							
Cummins M11	1999-97	Leece Neville, IR/EF, 160 Amp, trio activated, (235mm rotor OAL)	LN	160	12	7613N	7613N-LC
Cummins M11		Motorola 8LHA, 130 Amp, Std. Regulator	LN	160	12	8329N	
Cummins M11		Motorola 8LHA, 140 Amp, Std. Regulator	LN	160	12	8329N	
Cummins M11		Opt. Serv. Repl., DR 24SI, J180 Mt., 160 Amp	DR	160	12	8718N	
Cummins N14	2008-97	DR 33SI, J-180 Mt., #10 R Term., 135 Amp, Std.	DR	135	12	8083N	8612N
Cummins N14		DR 33SI, J-180Mt., #10 R Term., 110 Amp, Std.	DR	110	12	8081N	8612N
Cummins N14		DR 35SI Quad Mt., Repl.34SI, #10 R Term., 110 Amp	DR	140	12	8608N	8613N
Cummins N14		DR 35SI, J-180 Mt., (33SI Upgrade) 110 Amp, Std.	DR	140	12	8607N	8612N
Cummins N14		DR 35SI, J-180 Mtg, 135 Amp, Repl. 33SI, Std.	DR	140	12	8607N	8612N
Cummins N14		DR 35SI, Quad Mt., Repl.34SI, 135 Amp	DR	140	12	8608N	8613N
Cummins N14	2003-97	Bosch Replacement Unit, 160 Amp, 3 Mounting Ears	BO	160	12	12490N	12715N
Cummins N14		Bosch Replacement Unit, 200 Amp	BO	200	12	12715N	
Cummins N14		Delco 34SI, Quad Mt., 135 Amp	DR	135	12	8092N	8613N
Cummins N14		DR 22SI J-180 Mt., 130 Amp, 14.1 Vset	DR	145	12	8078N	7685N
Cummins N14		DR 22SI J-180 Mt., 130-145 Amp, 14.5 Vset	DR	145	12	8078N-1	7685N
Cummins N14		DR 22SI J-180 Mt., 145 Amp, 14.1 Vset	DR	145	12	8078N	7685N
Cummins N14		DR 34SI Quad Mt., 110 Amp	DR	135	12	8092N	8613N
Cummins N14		Leece Neville 2500JB, 90 Amp	LN	130	12	7612N	7613N
Cummins N14		Leece Neville 2600JB, 105 Amp	LN	130	12	7612N	7613N
Cummins N14		Leece Neville 2700JB, 130 Amp	LN	130	12	7612N	7613N
Cummins N14		Leece Neville 2805JB, 145 Amp	LN	160	12	7613N	7613N-LC
Cummins N14		Leece Neville LC Series, 160 Amp, stator activated, 239 mm Rotor OAL	LN	160	12	7613N-LC	
Cummins N14		Leece Neville, IR/EF, 160 Amp, trio activated, (235mm rotor OAL)	LN	160	12	7613N	7613N-LC
Cummins N14		Motorola 8LHA, 130 Amp, Std. Regulator	LN	160	12	8329N	
Cummins N14		Motorola 8LHA, 140 Amp, Std. Regulator	LN	160	12	8329N	
Cummins N14		Opt. Serv. Repl., DR 24SI, J180 Mt., 160 Amp	DR	160	12	8718N	
DD 60 Series	2008-97	Delco 35SI, (34SI) HP High Temp Pkg.	DR	140	12	8608N	8613N
DD 60 Series	2003-99	DR 34SI, Quad Pad Mtg., 135 Amp, Remote Sense	DR	140	12	8609N	8614N
DD 60 Series		DR 34SI, Quad Pad Mtg., 135 Amp, Road Gang Pkg.	DR	140	12	8609N	8614N
DD 60 Series		DR 35SI HP, Quad Pad Mt., 140 Amp, High Temp. Pkg.	DR	140	12	8609N	8614N
DD 60 Series		DR 35SI, Quad Pad Mt., 110 Amp Std.	DR	140	12	8609N	8614N
DD 60 Series		DR 35SI, Quad Pad Mt., 135 Amp, Remote Sense	DR	140	12	8609N	8614N
DD 60 Series		DR 35SI, Quad Pad Mt., 135 Amp, Road Gang Pkg.	DR	140	12	8609N	8614N
DD 60 Series		DR 35SI, Quad Pad Mt., 135 Amp, Std.	DR	140	12	8609N	8614N
DD 60 Series		DR36SI HP,Quad Pad Mt., 170 Amp, High Temp Pkg.	DR	170	12	8614N	
DD 60 Series		LN, 160 Amp, w/Lamp Driver Reg.	DR	170	12	8614N	
DD 60 Series		Std. DR 34SI, 110 Amp, Quad Pad Mt.	DR	140	12	8609N	8614N
DD 60 Series		Std. DR 34SI, 135 Amp, Quad Pad Mt.	DR	135	12	8096N	8614N
DD 60 Series	1998-97	Delco 34SI, Quad Mt., 135 Amp	DR	135	12	8092N	8613N
DD 60 Series		DR 33SI, J-180 Mt., #10 R Term., 135 Amp, Std.	DR	135	12	8083N	8612N
DD 60 Series		DR 33SI, J-180Mt., #10 R Term., 110 Amp, Std.	DR	110	12	8081N	8612N
DD 60 Series		DR 34SI Quad Mt., 110 Amp	DR	135	12	8092N	8613N
DD 60 Series		DR 34SI, Quad Mt., 135 Amp, Remote Sense	DR	135	12	8092N	8613N
DD 60 Series		DR 35SI HP, J-180 Mtg. 140 Amp, Repl. 33SI, High Temp Pkg. .	DR	140	12	8607N	8612N
DD 60 Series		DR 35SI Quad Mt., Repl.34SI, #10 R Term., 110 Amp	DR	140	12	8608N	8613N
DD 60 Series		DR 35SI, J-180 Mt., (33SI Upgrade) 110 Amp, Std.	DR	140	12	8607N	8612N
DD 60 Series		DR 35SI, J-180 Mtg, 135 Amp, Repl. 33SI, Std.	DR	140	12	8607N	8612N
DD 60 Series		DR 35SI, Quad Mt., Repl.34SI, 135 Amp	DR	140	12	8608N	8613N
DD 60 Series		DR 36SI, J-180 Mt. (33SI Upgrade) 170 Amp	DR	170	12	8612N	
DD 60 Series		DR 36SI, Quad Mt., 170 Amp, Repl. 34SI	DR	170	12	8613N	
T300							
6 Cyl. 7.2L 441cid	2008-04	Caterpillar C-7, Opt. Serv. Repl., DR 24SI Quad Pad Mt., 145 Amp	DR	160	12	8707N	
6 Cyl. 7.2L 441cid		Caterpillar C-7, Opt. Serv. Repl., DR 24SI Quad Pad Mt., 160 Amp	DR	160	12	8707N	
6 Cyl. 7.2L 441cid		Caterpillar C-7, Opt. Serv. Repl., DR 24SI, Qaud Pad Mt., 130 Amp	DR	160	12	8707N	
6 Cyl. 7.2L 441cid	2007-04	Caterpillar C-7, Bosch IR/IF, Repl. Unit, Quad Pad Mtg, 160 Amp	BO	160	12	12491N	12716N
6 Cyl. 7.2L 441cid		Caterpillar C-7, Bosch IR/IF, Repl. Unit, Quad Pad Mtg, 200 Amp	BO	200	12	12716N	
6 Cyl. 7.2L 441cid		Caterpillar C-7, Delco 22SI, Quad Pad Mt, 100 Amp	DR	145	12	8362N	12491N

ALTERNATORS AND GENERATORS

ENGINE	YEAR	APPLICATION	Mfg	Amp	Volt	PART NO.	OPT. NO.
Kenworth (Cont'd)							
T300 (Cont'd)							
6 Cyl. 7.2L 441cid	2007-04	Caterpillar C-7, Delco 22SI, Quad Pad Mt, 145 Amp	DR	145	12	8362N	12491N
6 Cyl. 7.2L 441cid		Caterpillar C-7, DR 22SI Quad Pad Mt., 130 Amp	DR	145	12	8362N	12491N
6 Cyl. 7.2L 441cid		Caterpillar C-7, Opt. Ser. Repl. DR 24SI, Quad Pad Mt., 160 Amp	DR	160	12	8719N	
6 Cyl. 7.2L 441cid	2004-94	Caterpillar 3126, Bosch Replacement Unit, 160 Amp, 3 Mounting Ears	BO	160	12	12490N	12715N
6 Cyl. 7.2L 441cid		Caterpillar 3126, Bosch Replacement Unit, 200 Amp	BO	200	12	12715N	
6 Cyl. 7.2L 441cid		Caterpillar 3126, Leece Neville 2500JB, 90 Amp	LN	130	12	7612N	7613N
6 Cyl. 7.2L 441cid		Caterpillar 3126, Leece Neville 2600JB, 105 Amp	LN	130	12	7612N	7613N
6 Cyl. 7.2L 441cid		Caterpillar 3126, Leece Neville 2700JB, 130 Amp	LN	130	12	7612N	7613N
6 Cyl. 7.2L 441cid		Caterpillar 3126, Leece Neville 2805JB, 145 Amp	LN	160	12	7613N	7613N-LC
6 Cyl. 7.2L 441cid		Caterpillar 3126, Leece Neville LC Series, 160 Amp, stator activated, 239 mm Rotor OAL	LN	160	12	7613N-LC	
6 Cyl. 7.2L 441cid		Caterpillar 3126, Leece Neville, IR/EF, 160 Amp, trio activated, (235mm rotor OAL)	LN	160	12	7613N	7613N-LC
6 Cyl. 7.2L 441cid	1995-94	Caterpillar 3126, Motorola 8LHA, 130 Amp, Opt. Regulator	LN	160	12	8329N	
6 Cyl. 7.2L 441cid		Caterpillar 3126, Motorola 8LHA, 130 Amp, Std. Regulator	LN	160	12	8329N	
6 Cyl. 7.2L 441cid		Caterpillar 3126, Motorola 8LHA, 140 Amp, Std. Regulator	LN	160	12	8329N	
6 Cyl. 7.2L 441cid		Caterpillar 3126, Delco 21SI, 115 Amp	DR	145-160	12	7685N	8076N
6 Cyl. 7.2L 441cid		Caterpillar 3126, Delco 21SI, 130 Amp	DR	130	12	7681N	7685N
6 Cyl. 7.2L 441cid		Caterpillar 3126, Delco 21SI, 145 Amp, 14.1 Vset	DR	145-160	12	7685N	8076N
6 Cyl. 7.2L 441cid		Caterpillar 3126, Delco 21SI, 145 Amp, 14.5 Vset	DR	145-160	12	7685N-1	8076N
6 Cyl. 7.2L 441cid		Caterpillar 3126, Delco 26SI, 85 Amp, w/Relay Terminal	DR	85	12	8066N	
6 Cyl. 7.2L 441cid		Caterpillar 3126, DR 30SI, 105 Amp, w/R Pin, w/o Transformer ..	DR	105	12	7940N	
6 Cyl. 7.2L 441cid		Caterpillar 3126, DR 22SI J-180 Mt., 130 Amp, 14.1 Vset	DR	145	12	8078N	7685N
6 Cyl. 7.2L 441cid		Caterpillar 3126, DR 22SI J-180 Mt., 130-145 Amp, 14.5 Vset ...	DR	145	12	8078N-1	7685N
6 Cyl. 7.2L 441cid		Caterpillar 3126, DR 22SI J-180 Mt., 145 Amp, 14.1 Vset	DR	145	12	8078N	7685N
6 Cyl. 7.2L 441cid	2008-04	Caterpillar 3126, Opt. Serv. Repl., DR 24SI, J180 Mt., 160 Amp ..	DR	160	12	8718N	
6 Cyl. 8.3L 505cid		Cummins ISC, Opt. Serv. Repl., DR 24SI Quad Pad Mt., 145 Amp	DR	160	12	8707N	
6 Cyl. 8.3L 505cid		Cummins ISC, Opt. Serv. Repl., DR 24SI Quad Pad Mt., 160 Amp	DR	160	12	8707N	
6 Cyl. 8.3L 505cid	2007-04	Cummins ISC, Opt. Serv. Repl., DR 24SI, Quad Pad Mt., 130 Amp	DR	160	12	8707N	
6 Cyl. 8.3L 505cid		Cummins ISC, Bosch IR/IF, Repl. Unit, Quad Pad Mtg, 160 Amp	BO	160	12	12491N	12716N
6 Cyl. 8.3L 505cid		Cummins ISC, Bosch IR/IF, Repl. Unit, Quad Pad Mtg, 200 Amp	BO	200	12	12716N	
6 Cyl. 8.3L 505cid	1994	Cummins ISC, Delco 22SI, Quad Pad Mt, 100 Amp	DR	145	12	8362N	12491N
6 Cyl. 8.3L 505cid		Cummins ISC, Delco 22SI, Quad Pad Mt, 145 Amp	DR	145	12	8362N	12491N
6 Cyl. 8.3L 505cid		Cummins ISC, DR 22SI Quad Pad Mt., 130 Amp	DR	145	12	8362N	12491N
6 Cyl. 8.3L 505cid		Cummins ISC, Opt. Ser. Repl. DR 24SI, Quad Pad Mt., 160 Amp	DR	160	12	8719N	
6 Cyl. 8.3L 505cid		Cummins ISC, Bosch Replacement Unit, 160 Amp, 3 Mounting Ears	BO	160	12	12490N	12715N
6 Cyl. 8.3L 505cid		Cummins ISC, Bosch Replacement Unit, 200 Amp	BO	200	12	12715N	
6 Cyl. 8.3L 505cid		Cummins ISC, Delco 21SI, 115 Amp	DR	145-160	12	7685N	8076N
6 Cyl. 8.3L 505cid		Cummins ISC, Delco 21SI, 130 Amp	DR	130	12	7681N	7685N
6 Cyl. 8.3L 505cid		Cummins ISC, Delco 21SI, 145 Amp, 14.1 Vset	DR	145-160	12	7685N	8076N
6 Cyl. 8.3L 505cid		Cummins ISC, Delco 21SI, 145 Amp, 14.5 Vset	DR	145-160	12	7685N-1	8076N
6 Cyl. 8.3L 505cid		Cummins ISC, Delco 26SI, 85 Amp, w/Relay Terminal	DR	85	12	8066N	
6 Cyl. 8.3L 505cid		Cummins ISC, DR 30SI, 105 Amp, w/R Pin, w/o Transformer	DR	105	12	7940N	
6 Cyl. 8.3L 505cid	Cummins ISC, Leece Neville 2500JB, 90 Amp	LN	130	12	7612N	7613N	
6 Cyl. 8.3L 505cid	Cummins ISC, Leece Neville 2600JB, 105 Amp	LN	130	12	7612N	7613N	
6 Cyl. 8.3L 505cid	Cummins ISC, Leece Neville 2700JB, 130 Amp	LN	130	12	7612N	7613N	
6 Cyl. 8.3L 505cid	Cummins ISC, Leece Neville 2805JB, 145 Amp	LN	160	12	7613N	7613N-LC	
6 Cyl. 8.3L 505cid	Cummins ISC, Leece Neville LC Series, 160 Amp, stator activated, 239 mm Rotor OAL	LN	160	12	7613N-LC		
6 Cyl. 8.3L 505cid	Cummins ISC, Leece Neville, IR/EF, 160 Amp, trio activated, (235mm rotor OAL)	LN	160	12	7613N	7613N-LC	
6 Cyl. 8.3L 505cid	2008	Cummins ISC, Motorola 8LHA, 130 Amp, Opt. Regulator	LN	160	12	8329N	
6 Cyl. 8.3L 505cid		Cummins ISC, Motorola 8LHA, 130 Amp, Std. Regulator	LN	160	12	8329N	
6 Cyl. 8.3L 505cid		Cummins ISC, Motorola 8LHA, 140 Amp, Std. Regulator	LN	160	12	8329N	
Caterpillar C-7		Opt. Ser. Repl. DR 24SI, Quad Pad Mt., 160 Amp	DR	160	12	8719N	
Cummins ISC		Opt. Ser. Repl. DR 24SI, Quad Pad Mt., 160 Amp	DR	160	12	8719N	

ALTERNATORS

ALTERNATORS AND GENERATORS

ENGINE	YEAR	APPLICATION	Mfg	Amp	Volt	PART NO.	OPT. NO.
Kenworth (Cont'd)							
T300 (Cont'd)							
L6 5.9L 359cid	2003-96	Cummins ISB, Bosch Replacement Unit, 160 Amp, 3 Mounting Ears	BO	160	12	12490N	12715N
L6 5.9L 359cid		Cummins ISB, Bosch Replacement Unit, 200 Amp	BO	200	12	12715N	
L6 5.9L 359cid		Cummins ISB, DR 22SI J-180 Mt., 130 Amp, 14.1 Vset	DR	145	12	8078N	7685N
L6 5.9L 359cid		Cummins ISB, DR 22SI J-180 Mt., 130-145 Amp, 14.5 Vset	DR	145	12	8078N-1	7685N
L6 5.9L 359cid		Cummins ISB, DR 22SI J-180 Mt., 145 Amp, 14.1 Vset	DR	145	12	8078N	7685N
L6 5.9L 359cid		Cummins ISB, Leece Neville 2500JB, 90 Amp	LN	130	12	7612N	7613N
L6 5.9L 359cid		Cummins ISB, Leece Neville 2600JB, 105 Amp	LN	130	12	7612N	7613N
L6 5.9L 359cid		Cummins ISB, Leece Neville 2700JB, 130 Amp	LN	130	12	7612N	7613N
L6 5.9L 359cid		Cummins ISB, Leece Neville 2805JB, 145 Amp	LN	160	12	7613N	7613N-LC
L6 5.9L 359cid		Cummins ISB, Leece Neville LC Series, 160 Amp, stator activated, 239 mm Rotor OAL	LN	160	12	7613N-LC	
L6 5.9L 359cid		Cummins ISB, Leece Neville, IR/EF, 160 Amp, trio activated, (235mm rotor OAL)	LN	160	12	7613N	7613N-LC
L6 5.9L 359cid		Cummins ISB, Motorola 8LHA, 130 Amp, Opt. Regulator	LN	160	12	8329N	
L6 5.9L 359cid		Cummins ISB, Motorola 8LHA, 130 Amp, Std. Regulator	LN	160	12	8329N	
L6 5.9L 359cid		Cummins ISB, Motorola 8LHA, 140 Amp, Std. Regulator	LN	160	12	8329N	
L6 5.9L 359cid		Cummins ISB, Opt. Serv. Repl., DR 24SI, J180 Mt., 160 Amp	DR	160	12	8718N	
L6 7.2L 441cid		Caterpillar 3126, Bosch Replacement Unit, 160 Amp, 3 Mounting Ears	BO	160	12	12490N	12715N
L6 7.2L 441cid		Caterpillar 3126, Bosch Replacement Unit, 200 Amp	BO	200	12	12715N	
L6 7.2L 441cid		Caterpillar 3126, DR 22SI J-180 Mt., 130 Amp, 14.1 Vset	DR	145	12	8078N	7685N
L6 7.2L 441cid		Caterpillar 3126, DR 22SI J-180 Mt., 130-145 Amp, 14.5 Vset ...	DR	145	12	8078N-1	7685N
L6 7.2L 441cid		Caterpillar 3126, DR 22SI J-180 Mt., 145 Amp, 14.1 Vset	DR	145	12	8078N	7685N
L6 7.2L 441cid		Caterpillar 3126, Leece Neville 2500JB, 90 Amp	LN	130	12	7612N	7613N
L6 7.2L 441cid		Caterpillar 3126, Leece Neville 2600JB, 105 Amp	LN	130	12	7612N	7613N
L6 7.2L 441cid		Caterpillar 3126, Leece Neville 2700JB, 130 Amp	LN	130	12	7612N	7613N
L6 7.2L 441cid		Caterpillar 3126, Leece Neville 2805JB, 145 Amp	LN	160	12	7613N	7613N-LC
L6 7.2L 441cid		Caterpillar 3126, Leece Neville LC Series, 160 Amp, stator activated, 239 mm Rotor OAL	LN	160	12	7613N-LC	
L6 7.2L 441cid		Caterpillar 3126, Leece Neville, IR/EF, 160 Amp, trio activated, (235mm rotor OAL)	LN	160	12	7613N	7613N-LC
L6 7.2L 441cid		Caterpillar 3126, Motorola 8LHA, 130 Amp, Opt. Regulator	LN	160	12	8329N	
L6 7.2L 441cid		Caterpillar 3126, Motorola 8LHA, 130 Amp, Std. Regulator	LN	160	12	8329N	
L6 7.2L 441cid		Caterpillar 3126, Motorola 8LHA, 140 Amp, Std. Regulator	LN	160	12	8329N	
L6 7.2L 441cid		Caterpillar 3126, Opt. Serv. Repl., DR 24SI, J180 Mt., 160 Amp	DR	160	12	8718N	
L6 8.3L 505cid		Cummins ISC, DR 22SI J-180 Mt., 130 Amp, 14.1 Vset	DR	145	12	8078N	7685N
L6 8.3L 505cid		Cummins ISC, Opt. Serv. Repl., DR 24SI, J180 Mt., 160 Amp ...	DR	160	12	8718N	
L6 8.3L 505cid	2003-95	Cummins ISC, Bosch Replacement Unit, 160 Amp, 3 Mounting Ears	BO	160	12	12490N	12715N
L6 8.3L 505cid		Cummins ISC, Leece Neville 2500JB, 90 Amp	LN	130	12	7612N	7613N
L6 8.3L 505cid		Cummins ISC, Leece Neville 2600JB, 105 Amp	LN	130	12	7612N	7613N
L6 8.3L 505cid		Cummins ISC, Leece Neville 2700JB, 130 Amp	LN	130	12	7612N	7613N
L6 8.3L 505cid		Cummins ISC, Leece Neville 2805JB, 145 Amp	LN	160	12	7613N	7613N-LC
L6 8.3L 505cid		Cummins ISC, Leece Neville LC Series, 160 Amp, stator activated, 239 mm Rotor OAL	LN	160	12	7613N-LC	
L6 8.3L 505cid		Cummins ISC, Leece Neville, IR/EF, 160 Amp, trio activated, (235mm rotor OAL)	LN	160	12	7613N	7613N-LC
L6 8.3L 505cid		Cummins ISC, Motorola 8LHA, 130 Amp, Opt. Regulator	LN	160	12	8329N	
L6 8.3L 505cid		Cummins ISC, Motorola 8LHA, 130 Amp, Std. Regulator	LN	160	12	8329N	
L6 8.3L 505cid		Cummins ISC, Motorola 8LHA, 140 Amp, Std. Regulator	LN	160	12	8329N	
L6 8.3L 505cid	2002-96	Cummins ISC, DR 22SI J-180 Mt., 130-145 Amp, 14.5 Vset	DR	145	12	8078N-1	7685N
L6 8.3L 505cid		Cummins ISC, DR 22SI J-180 Mt., 145 Amp, 14.1 Vset	DR	145	12	8078N	7685N
L6 8.3L 505cid	2002-95	Cummins ISC, Bosch Replacement Unit, 200 Amp	BO	200	12	12715N	
L6 8.3L 505cid	2003	Cummins ISC, Bosch IR/IF, Repl. Unit, Quad Pad Mtg, 160 Amp	BO	160	12	12491N	12716N
L6 8.3L 505cid		Cummins ISC, Bosch IR/IF, Repl. Unit, Quad Pad Mtg, 200 Amp	BO	200	12	12716N	
L6 8.3L 505cid		Cummins ISC, Delco 22SI, Quad Pad Mt, 100 Amp	DR	145	12	8362N	12491N
L6 8.3L 505cid		Cummins ISC, Delco 22SI, Quad Pad Mt, 145 Amp	DR	145	12	8362N	12491N
L6 8.3L 505cid		Cummins ISC, DR 22SI Quad Pad Mt., 130 Amp	DR	145	12	8362N	12491N
L6 8.3L 505cid		Cummins ISC, Opt. Bosch Replacement Unit, 200 Amp	BO	200	12	12715N	
L6 8.3L 505cid		Cummins ISC, Opt. Ser. Repl. DR 24SI, Quad Pad Mt., 160 Amp	DR	160	12	8719N	
L6 8.3L 505cid		Cummins ISC, Opt. Serv. Repl., DR 24SI Quad Pad Mt., 145 Amp	DR	160	12	8707N	

ALTERNATORS

ALTERNATORS AND GENERATORS

ENGINE	YEAR	APPLICATION	Mfg	Amp	Volt	PART NO.	OPT. NO.
Kenworth (Cont'd)							
T300 (Cont'd)							
L6 8.3L 505cid	2003	Cummins ISC, Opt. Serv. Repl., DR 24SI Quad Pad Mt., 160 Amp	DR	160	12	8707N	
L6 8.3L 505cid		Cummins ISC, Opt. Serv. Repl., DR 24SI, Qaud Pad Mt., 130 Amp	DR	160	12	8707N	
L6 8.3L 505cid	1995	Cummins ISC, Delco 21SI, 115 Amp	DR	145-160	12	7685N	8076N
L6 8.3L 505cid		Cummins ISC, Delco 21SI, 130 Amp	DR	130	12	7681N	7685N
L6 8.3L 505cid		Cummins ISC, Delco 21SI, 145 Amp, 14.1 Vset	DR	145-160	12	7685N	8076N
L6 8.3L 505cid		Cummins ISC, Delco 21SI, 145 Amp, 14.5 Vset	DR	145-160	12	7685N-1	8076N
L6 8.3L 505cid		Cummins ISC, Delco 26SI, 85 Amp, w/Relay Teminal	DR	85	12	8066N	
L6 8.3L 505cid		Cummins ISC, DR 30SI, 105 Amp, w/R Pin, w/o Transformer	DR	105	12	7940N	
Paccar PX-6	2008-07	Opt. Ser. Repl. DR 24SI, Quad Pad Mt., 160 Amp	DR	160	12	8719N	
Paccar PX-6		Opt. Serv. Repl., DR 24SI Quad Pad Mt., 145 Amp	DR	160	12	8707N	
Paccar PX-6		Opt. Serv. Repl., DR 24SI Quad Pad Mt., 160 Amp	DR	160	12	8707N	
Paccar PX-6		Opt. Serv. Repl., DR 24SI, Qaud Pad Mt., 130 Amp	DR	160	12	8707N	
Paccar PX-6	2007	Bosch IR/IF, Repl. Unit, Quad Pad Mtg, 160 Amp	BO	160	12	12491N	12716N
Paccar PX-6		Bosch IR/IF, Repl. Unit, Quad Pad Mtg, 200 Amp	BO	200	12	12716N	
Paccar PX-6		Delco 22SI, Quad Pad Mt, 100 Amp	DR	145	12	8362N	12491N
Paccar PX-6		Delco 22SI, Quad Pad Mt, 145 Amp	DR	145	12	8362N	12491N
Paccar PX-6		DR 22SI Quad Pad Mt., 130 Amp	DR	145	12	8362N	12491N
Paccar PX-8	2008-07	Opt. Ser. Repl. DR 24SI, Quad Pad Mt., 160 Amp	DR	160	12	8719N	
Paccar PX-8		Opt. Serv. Repl., DR 24SI Quad Pad Mt., 145 Amp	DR	160	12	8707N	
Paccar PX-8		Opt. Serv. Repl., DR 24SI Quad Pad Mt., 160 Amp	DR	160	12	8707N	
Paccar PX-8		Opt. Serv. Repl., DR 24SI, Qaud Pad Mt., 130 Amp	DR	160	12	8707N	
Paccar PX-8	2007	Bosch IR/IF, Repl. Unit, Quad Pad Mtg, 160 Amp	BO	160	12	12491N	12716N
Paccar PX-8		Bosch IR/IF, Repl. Unit, Quad Pad Mtg, 200 Amp	BO	200	12	12716N	
Paccar PX-8		Delco 22SI, Quad Pad Mt, 100 Amp	DR	145	12	8362N	12491N
Paccar PX-8		Delco 22SI, Quad Pad Mt, 145 Amp	DR	145	12	8362N	12491N
Paccar PX-8		DR 22SI Quad Pad Mt., 130 Amp	DR	145	12	8362N	12491N
T300 Medium Duty							
Cummins ISB	2008	Opt. Ser. Repl. DR 24SI, Quad Pad Mt., 160 Amp	DR	160	12	8719N	
L6 5.9L 359cid	2008-04	Cummins ISB, Opt. Serv. Repl., DR 24SI Quad Pad Mt., 145 Amp	DR	160	12	8707N	
L6 5.9L 359cid		Cummins ISB, Opt. Serv. Repl., DR 24SI Quad Pad Mt., 160 Amp	DR	160	12	8707N	
L6 5.9L 359cid		Cummins ISB, Opt. Serv. Repl., DR 24SI, Qaud Pad Mt., 130 Amp	DR	160	12	8707N	
L6 5.9L 359cid	2007-04	Cummins ISB, Bosch IR/IF, Repl. Unit, Quad Pad Mtg, 160 Amp	BO	160	12	12491N	12716N
L6 5.9L 359cid		Cummins ISB, Bosch IR/IF, Repl. Unit, Quad Pad Mtg, 200 Amp	BO	200	12	12716N	
L6 5.9L 359cid		Cummins ISB, Delco 22SI, Quad Pad Mt, 100 Amp	DR	145	12	8362N	12491N
L6 5.9L 359cid		Cummins ISB, Delco 22SI, Quad Pad Mt, 145 Amp	DR	145	12	8362N	12491N
L6 5.9L 359cid		Cummins ISB, DR 22SI Quad Pad Mt., 130 Amp	DR	145	12	8362N	12491N
L6 5.9L 359cid		Cummins ISB, Opt. Ser. Repl. DR 24SI, Quad Pad Mt., 160 Amp	DR	160	12	8719N	
T400							
Caterpillar 3176	1996-94	Delco 21SI, 115 Amp	DR	145-160	12	7685N	8076N
Caterpillar 3176		Delco 21SI, 130 Amp	DR	130	12	7681N	7685N
Caterpillar 3176		Delco 21SI, 145 Amp, 14.1 Vset	DR	145-160	12	7685N	8076N
Caterpillar 3176		Delco 21SI, 145 Amp, 14.5 Vset	DR	145-160	12	7685N-1	8076N
Caterpillar 3176	1996-91	Leece Neville 2700JB, 130 Amp	LN	130	12	7612N	7613N
Caterpillar 3176		Leece Neville 2805JB, 145 Amp	LN	160	12	7613N	7613N-LC
Caterpillar 3176		Leece Neville LC Series, 160 Amp, stator activated, 239 mm Rotor OAL	LN	160	12	7613N-LC	
Caterpillar 3176		Leece Neville, IR/EF, 160 Amp, trio activated, (235mm rotor OAL)	LN	160	12	7613N	7613N-LC
Caterpillar 3176		Motorola 8LHA, 130 Amp, Std. Regulator	LN	160	12	8329N	
Caterpillar 3176		Motorola 8LHA, 140 Amp, Std. Regulator	LN	160	12	8329N	
Caterpillar 3176	1996-86	Bosch Replacement Unit, 160 Amp, 3 Mounting Ears	BO	160	12	12490N	12715N
Caterpillar 3176		Bosch Replacement Unit, 200 Amp	BO	200	12	12715N	
Caterpillar 3176		Leece Neville 2500JB, 90 Amp	LN	130	12	7612N	7613N
Caterpillar 3176		Leece Neville 2600JB, 105 Amp	LN	130	12	7612N	7613N
Caterpillar 3176	1993-92	Delco 26SI, 85 Amp, w/Relay Teminal	DR	85	12	8066N	
Caterpillar 3176	1993-86	DR 30SI, 105 Amp, w/R Pin, w/o Transformer	DR	105	12	7940N	
Caterpillar 3176	1992-91	Delco 21SI, 130 Amp	DR	130	12	7681N	7685N

ALTERNATORS

ALTERNATORS AND GENERATORS

ENGINE	YEAR	APPLICATION	Mfg	Amp	Volt	PART NO.	OPT. NO.
Kenworth (Cont'd)							
T400 (Cont'd)							
Caterpillar 3176	1992-91	Delco 21SI, 145 Amp, 14.1 Vset	DR	145-160	12	7685N	8076N
Caterpillar 3176		Delco 21SI, 145 Amp, 14.5 Vset	DR	145-160	12	7685N-1	8076N
Caterpillar 3176	1991-87	Delco 25SI Alternator	DR	85	12	8066N	
Caterpillar 3176	1990-86	30SI Delco, 90 Amp, w/o Transformer	DR	90	12	7262N	
Caterpillar 3176		30SI Delco, 90 Amp, w/Transformer	DR	90	12	7256N	
Caterpillar 3176		Motorola Loadhandler	LN	160	12	8329N	
Caterpillar 3176	1993	Delco 21SI (Early '93)	DR	130	12	7681N	7685N
Caterpillar 3176		Delco 21SI (Early '93) 14.1 Vset	DR	145-160	12	7685N	8076N
Caterpillar 3176		Delco 21SI (Early '93) 14.5 Vset	DR	145-160	12	7685N-1	8076N
Caterpillar 3176		Delco 21SI (Late '93)	DR	130	12	7681N	7685N
Caterpillar 3176		Delco 21SI (Late '93) 14.1 Vset	DR	145-160	12	7685N	8076N
Caterpillar 3176	1986	Delco 25SI Alternator	DR	75	12	7255N	8066N
Caterpillar 3306	1996-94	Delco 21SI, 115 Amp	DR	145-160	12	7685N	8076N
Caterpillar 3306		Delco 21SI, 130 Amp	DR	130	12	7681N	7685N
Caterpillar 3306		Delco 21SI, 145 Amp, 14.1 Vset	DR	145-160	12	7685N	8076N
Caterpillar 3306		Delco 21SI, 145 Amp, 14.5 Vset	DR	145-160	12	7685N-1	8076N
Caterpillar 3306	1996-91	Bosch Replacement Unit, 160 Amp, 3 Mounting Ears	BO	160	12	12490N	12715N
Caterpillar 3306		Bosch Replacement Unit, 200 Amp	BO	200	12	12715N	
Caterpillar 3306		Leece Neville 2500JB, 90 Amp	LN	130	12	7612N	7613N
Caterpillar 3306		Leece Neville 2600JB, 105 Amp	LN	130	12	7612N	7613N
Caterpillar 3306		Leece Neville 2700JB, 130 Amp	LN	130	12	7612N	7613N
Caterpillar 3306		Leece Neville 2805JB, 145 Amp	LN	160	12	7613N	7613N-LC
Caterpillar 3306		Leece Neville LC Series, 160 Amp, stator activated, 239 mm Rotor OAL	LN	160	12	7613N-LC	
Caterpillar 3306		Leece Neville, IR/EF, 160 Amp, trio activated, (235mm rotor OAL)	LN	160	12	7613N	7613N-LC
Caterpillar 3306		Motorola 8LHA, 130 Amp, Std. Regulator	LN	160	12	8329N	
Caterpillar 3306		Motorola 8LHA, 140 Amp, Std. Regulator	LN	160	12	8329N	
Caterpillar 3306	1993-92	Delco 26SI, 85 Amp, w/Relay Terminal	DR	85	12	8066N	
Caterpillar 3306	1993-91	DR 30SI, 105 Amp, w/R Pin, w/o Transformer	DR	105	12	7940N	
Caterpillar 3306	1992-91	Delco 21SI, 130 Amp	DR	130	12	7681N	7685N
Caterpillar 3306		Delco 21SI, 145 Amp, 14.1 Vset	DR	145-160	12	7685N	8076N
Caterpillar 3306		Delco 21SI, 145 Amp, 14.5 Vset	DR	145-160	12	7685N-1	8076N
Caterpillar 3306	1993	Delco 21SI (Early '93)	DR	130	12	7681N	7685N
Caterpillar 3306		Delco 21SI (Early '93) 14.1 Vset	DR	145-160	12	7685N	8076N
Caterpillar 3306		Delco 21SI (Early '93) 14.5 Vset	DR	145-160	12	7685N-1	8076N
Caterpillar 3306		Delco 21SI (Late '93)	DR	130	12	7681N	7685N
Caterpillar 3306		Delco 21SI (Late '93) 14.1 Vset	DR	145-160	12	7685N	8076N
Caterpillar 3306	1991	Delco 25SI Alternator	DR	85	12	8066N	
Cummins L-10	1993-89	30SI Delco, 90 Amp, w/o Transformer	DR	90	12	7262N	
Cummins L-10		30SI Delco, 90 Amp, w/Transformer	DR	90	12	7256N	
Cummins L-10		Bosch Replacement Unit, 160 Amp, 3 Mounting Ears	BO	160	12	12490N	12715N
Cummins L-10		Bosch Replacement Unit, 200 Amp	BO	200	12	12715N	
Cummins L-10		Delco 25SI Alternator	DR	75	12	7255N	8066N
Cummins L-10		Delco 25SI Alternator	DR	85	12	8066N	
Cummins L-10		Delco 26SI, 85 Amp, w/Relay Terminal	DR	85	12	8066N	
Cummins L-10		DR 30SI, 105 Amp, w/R Pin, w/o Transformer	DR	105	12	7940N	
Cummins L-10		Leece Neville 2500JB, 90 Amp	LN	130	12	7612N	7613N
Cummins L-10		Leece Neville 2600JB, 105 Amp	LN	130	12	7612N	7613N
Cummins L-10		Motorola Loadhandler	LN	160	12	8329N	
Cummins M11	1996-94	Delco 21SI, 115 Amp	DR	145-160	12	7685N	8076N
Cummins M11		Delco 21SI, 130 Amp	DR	130	12	7681N	7685N
Cummins M11		Delco 21SI, 145 Amp, 14.1 Vset	DR	145-160	12	7685N	8076N
Cummins M11		Delco 21SI, 145 Amp, 14.5 Vset	DR	145-160	12	7685N-1	8076N
Cummins M11	1996-93	Bosch Replacement Unit, 160 Amp, 3 Mounting Ears	BO	160	12	12490N	12715N
Cummins M11		Bosch Replacement Unit, 200 Amp	BO	200	12	12715N	
Cummins M11		Leece Neville 2500JB, 90 Amp	LN	130	12	7612N	7613N
Cummins M11		Leece Neville 2600JB, 105 Amp	LN	130	12	7612N	7613N
Cummins M11		Leece Neville 2700JB, 130 Amp	LN	130	12	7612N	7613N
Cummins M11		Leece Neville 2805JB, 145 Amp	LN	160	12	7613N	7613N-LC
Cummins M11		Leece Neville LC Series, 160 Amp, stator activated, 239 mm Rotor OAL	LN	160	12	7613N-LC	
Cummins M11		Leece Neville, IR/EF, 160 Amp, trio activated, (235mm rotor OAL)	LN	160	12	7613N	7613N-LC
Cummins M11		Motorola 8LHA, 130 Amp, Std. Regulator	LN	160	12	8329N	
Cummins M11		Motorola 8LHA, 140 Amp, Std. Regulator	LN	160	12	8329N	

ALTERNATORS

ALTERNATORS AND GENERATORS

ENGINE	YEAR	APPLICATION	Mfg	Amp	Volt	PART NO.	OPT. NO.
Kenworth (Cont'd)							
T400 (Cont'd)							
Cummins M11	1993	Delco 21SI (Early '93)	DR	130	12	7681N	7685N
Cummins M11		Delco 21SI (Early '93) 14.1 Vset	DR	145-160	12	7685N	8076N
Cummins M11		Delco 21SI (Early '93) 14.5 Vset	DR	145-160	12	7685N-1	8076N
Cummins M11		Delco 21SI (Late '93)	DR	130	12	7681N	7685N
Cummins M11		Delco 21SI (Late '93) 14.1 Vset	DR	145-160	12	7685N	8076N
Cummins M11		Delco 26SI, 85 Amp, w/Relay Terminal	DR	85	12	8066N	
Cummins M11		DR 30SI, 105 Amp, w/R Pin, w/o Transformer	DR	105	12	7940N	
T450							
Caterpillar 3176	1996-94	Delco 21SI, 115 Amp	DR	145-160	12	7685N	8076N
Caterpillar 3176		Delco 21SI, 130 Amp	DR	130	12	7681N	7685N
Caterpillar 3176		Delco 21SI, 145 Amp, 14.1 Vset	DR	145-160	12	7685N	8076N
Caterpillar 3176		Delco 21SI, 145 Amp, 14.5 Vset	DR	145-160	12	7685N-1	8076N
Caterpillar 3176	1996-91	Leece Neville 2700JB, 130 Amp	LN	130	12	7612N	7613N
Caterpillar 3176		Leece Neville 2805JB, 145 Amp	LN	160	12	7613N	7613N-LC
Caterpillar 3176		Leece Neville LC Series, 160 Amp, stator activated, 239 mm Rotor OAL	LN	160	12	7613N-LC	
Caterpillar 3176		Leece Neville, IR/EF, 160 Amp, trio activated, (235mm rotor OAL)	LN	160	12	7613N	7613N-LC
Caterpillar 3176		Motorola 8LHA, 130 Amp, Std. Regulator	LN	160	12	8329N	
Caterpillar 3176		Motorola 8LHA, 140 Amp, Std. Regulator	LN	160	12	8329N	
Caterpillar 3176	1996-86	Bosch Replacement Unit, 160 Amp, 3 Mounting Ears	BO	160	12	12490N	12715N
Caterpillar 3176		Bosch Replacement Unit, 200 Amp	BO	200	12	12715N	
Caterpillar 3176		Leece Neville 2500JB, 90 Amp	LN	130	12	7612N	7613N
Caterpillar 3176		Leece Neville 2600JB, 105 Amp	LN	130	12	7612N	7613N
Caterpillar 3176	1993-92	Delco 26SI, 85 Amp, w/Relay Terminal	DR	85	12	8066N	
Caterpillar 3176	1993-86	DR 30SI, 105 Amp, w/R Pin, w/o Transformer	DR	105	12	7940N	
Caterpillar 3176	1992-91	Delco 21SI, 130 Amp	DR	130	12	7681N	7685N
Caterpillar 3176		Delco 21SI, 145 Amp, 14.1 Vset	DR	145-160	12	7685N	8076N
Caterpillar 3176		Delco 21SI, 145 Amp, 14.5 Vset	DR	145-160	12	7685N-1	8076N
Caterpillar 3176	1991-87	Delco 25SI Alternator	DR	85	12	8066N	
Caterpillar 3176	1990-86	30SI Delco, 90 Amp, w/o Transformer	DR	90	12	7262N	
Caterpillar 3176		30SI Delco, 90 Amp, w/Transformer	DR	90	12	7256N	
Caterpillar 3176		Motorola Loadhandler	LN	160	12	8329N	
Caterpillar 3176	1993	Delco 21SI (Early '93)	DR	130	12	7681N	7685N
Caterpillar 3176		Delco 21SI (Early '93) 14.1 Vset	DR	145-160	12	7685N	8076N
Caterpillar 3176		Delco 21SI (Early '93) 14.5 Vset	DR	145-160	12	7685N-1	8076N
Caterpillar 3176		Delco 21SI (Late '93)	DR	130	12	7681N	7685N
Caterpillar 3176		Delco 21SI (Late '93) 14.1 Vset	DR	145-160	12	7685N	8076N
Caterpillar 3176	1986	Delco 25SI Alternator	DR	75	12	7255N	8066N
Caterpillar 3306	1996-94	Delco 21SI, 115 Amp	DR	145-160	12	7685N	8076N
Caterpillar 3306		Delco 21SI, 130 Amp	DR	130	12	7681N	7685N
Caterpillar 3306		Delco 21SI, 145 Amp, 14.1 Vset	DR	145-160	12	7685N	8076N
Caterpillar 3306		Delco 21SI, 145 Amp, 14.5 Vset	DR	145-160	12	7685N-1	8076N
Caterpillar 3306	1996-91	Bosch Replacement Unit, 160 Amp, 3 Mounting Ears	BO	160	12	12490N	12715N
Caterpillar 3306		Bosch Replacement Unit, 200 Amp	BO	200	12	12715N	
Caterpillar 3306		Leece Neville 2500JB, 90 Amp	LN	130	12	7612N	7613N
Caterpillar 3306		Leece Neville 2600JB, 105 Amp	LN	130	12	7612N	7613N
Caterpillar 3306		Leece Neville 2700JB, 130 Amp	LN	130	12	7612N	7613N
Caterpillar 3306		Leece Neville 2805JB, 145 Amp	LN	160	12	7613N	7613N-LC
Caterpillar 3306		Leece Neville LC Series, 160 Amp, stator activated, 239 mm Rotor OAL	LN	160	12	7613N-LC	
Caterpillar 3306		Leece Neville, IR/EF, 160 Amp, trio activated, (235mm rotor OAL)	LN	160	12	7613N	7613N-LC
Caterpillar 3306		Motorola 8LHA, 130 Amp, Std. Regulator	LN	160	12	8329N	
Caterpillar 3306		Motorola 8LHA, 140 Amp, Std. Regulator	LN	160	12	8329N	
Caterpillar 3306	1993-92	Delco 26SI, 85 Amp, w/Relay Terminal	DR	85	12	8066N	
Caterpillar 3306	1993-91	DR 30SI, 105 Amp, w/R Pin, w/o Transformer	DR	105	12	7940N	
Caterpillar 3306	1992-91	Delco 21SI, 130 Amp	DR	130	12	7681N	7685N
Caterpillar 3306		Delco 21SI, 145 Amp, 14.1 Vset	DR	145-160	12	7685N	8076N
Caterpillar 3306		Delco 21SI, 145 Amp, 14.5 Vset	DR	145-160	12	7685N-1	8076N
Caterpillar 3306	1993	Delco 21SI (Early '93)	DR	130	12	7681N	7685N
Caterpillar 3306		Delco 21SI (Early '93) 14.1 Vset	DR	145-160	12	7685N	8076N
Caterpillar 3306		Delco 21SI (Early '93) 14.5 Vset	DR	145-160	12	7685N-1	8076N
Caterpillar 3306		Delco 21SI (Late '93)	DR	130	12	7681N	7685N
Caterpillar 3306		Delco 21SI (Late '93) 14.1 Vset	DR	145-160	12	7685N	8076N

ALTERNATORS

ALTERNATORS AND GENERATORS

ENGINE	YEAR	APPLICATION	Mfg	Amp	Volt	PART NO.	OPT. NO.
Kenworth (Cont'd)							
T450 (Cont'd)							
Caterpillar 3306	1991	Delco 25SI Alternator	DR	85	12	8066N	
Cummins L-10	1993-89	30SI Delco, 90 Amp, w/o Transformer	DR	90	12	7262N	
Cummins L-10		30SI Delco, 90 Amp, w/Transformer	DR	90	12	7256N	
Cummins L-10		Bosch Replacement Unit, 160 Amp, 3 Mounting Ears	BO	160	12	12490N	12715N
Cummins L-10		Bosch Replacement Unit, 200 Amp	BO	200	12	12715N	
Cummins L-10		Delco 25SI Alternator	DR	75	12	7255N	8066N
Cummins L-10		Delco 25SI Alternator	DR	85	12	8066N	
Cummins L-10		Delco 26SI, 85 Amp, w/Relay Terminal	DR	85	12	8066N	
Cummins L-10		DR 30SI, 105 Amp, w/R Pin, w/o Transformer	DR	105	12	7940N	
Cummins L-10		Leece Neville 2500JB, 90 Amp	LN	130	12	7612N	7613N
Cummins L-10		Leece Neville 2600JB, 105 Amp	LN	130	12	7612N	7613N
Cummins L-10		Motorola Loadhandler	LN	160	12	8329N	
Cummins M11	1996-94	Delco 21SI, 115 Amp	DR	145-160	12	7685N	8076N
Cummins M11		Delco 21SI, 130 Amp	DR	130	12	7681N	7685N
Cummins M11		Delco 21SI, 145 Amp, 14.1 Vset	DR	145-160	12	7685N	8076N
Cummins M11		Delco 21SI, 145 Amp, 14.5 Vset	DR	145-160	12	7685N-1	8076N
Cummins M11	1996-93	Bosch Replacement Unit, 160 Amp, 3 Mounting Ears	BO	160	12	12490N	12715N
Cummins M11		Bosch Replacement Unit, 200 Amp	BO	200	12	12715N	
Cummins M11		Leece Neville 2500JB, 90 Amp	LN	130	12	7612N	7613N
Cummins M11		Leece Neville 2600JB, 105 Amp	LN	130	12	7612N	7613N
Cummins M11		Leece Neville 2700JB, 130 Amp	LN	130	12	7612N	7613N
Cummins M11		Leece Neville 2805JB, 145 Amp	LN	160	12	7613N	7613N-LC
Cummins M11		Leece Neville LC Series, 160 Amp, stator activated, 239 mm Rotor OAL	LN	160	12	7613N-LC	
Cummins M11		Leece Neville, IR/EF, 160 Amp, trio activated, (235mm rotor OAL)	LN	160	12	7613N	7613N-LC
Cummins M11		Motorola 8LHA, 130 Amp, Std. Regulator	LN	160	12	8329N	
Cummins M11		Motorola 8LHA, 140 Amp, Std. Regulator	LN	160	12	8329N	
Cummins M11	1993	Delco 21SI (Early '93)	DR	130	12	7681N	7685N
Cummins M11		Delco 21SI (Early '93) 14.1 Vset	DR	145-160	12	7685N	8076N
Cummins M11		Delco 21SI (Early '93) 14.5 Vset	DR	145-160	12	7685N-1	8076N
Cummins M11		Delco 21SI (Late '93)	DR	130	12	7681N	7685N
Cummins M11		Delco 21SI (Late '93) 14.1 Vset	DR	145-160	12	7685N	8076N
Cummins M11		Delco 26SI, 85 Amp, w/Relay Terminal	DR	85	12	8066N	
Cummins M11		DR 30SI, 105 Amp, w/R Pin, w/o Transformer	DR	105	12	7940N	
T600							
Caterpillar 3176	1997-96	DR 22SI J-180 Mt., 130 Amp, 14.1 Vset	DR	145	12	8078N	7685N
Caterpillar 3176		DR 22SI J-180 Mt., 130-145 Amp, 14.5 Vset	DR	145	12	8078N-1	7685N
Caterpillar 3176		DR 22SI J-180 Mt., 145 Amp, 14.1 Vset	DR	145	12	8078N	7685N
Caterpillar 3176		DR 33SI, J-180 Mt., #10 R Term., 135 Amp, Std.	DR	135	12	8083N	8612N
Caterpillar 3176		DR 33SI, J-180Mt., #10 R Term, 110 Amp, Std.	DR	110	12	8081N	8612N
Caterpillar 3176		Opt. Serv. Repl., DR 24SI, J180 Mt., 160 Amp	DR	160	12	8718N	
Caterpillar 3176	1997-91	Bosch Replacement Unit, 160 Amp, 3 Mounting Ears	BO	160	12	12490N	12715N
Caterpillar 3176		Bosch Replacement Unit, 200 Amp	BO	200	12	12715N	
Caterpillar 3176		Leece Neville 2500JB, 90 Amp	LN	130	12	7612N	7613N
Caterpillar 3176		Leece Neville 2600JB, 105 Amp	LN	130	12	7612N	7613N
Caterpillar 3176		Leece Neville 2700JB, 130 Amp	LN	130	12	7612N	7613N
Caterpillar 3176		Leece Neville 2805JB, 145 Amp	LN	160	12	7613N	7613N-LC
Caterpillar 3176		Leece Neville LC Series, 160 Amp, stator activated, 239 mm Rotor OAL	LN	160	12	7613N-LC	
Caterpillar 3176		Leece Neville, IR/EF, 160 Amp, trio activated, (235mm rotor OAL)	LN	160	12	7613N	7613N-LC
Caterpillar 3176		Motorola 8LHA, 130 Amp, Std. Regulator	LN	160	12	8329N	
Caterpillar 3176		Motorola 8LHA, 140 Amp, Std. Regulator	LN	160	12	8329N	
Caterpillar 3176	1995-94	Delco 21SI, 115 Amp	DR	145-160	12	7685N	8076N
Caterpillar 3176		Delco 21SI, 130 Amp	DR	130	12	7681N	7685N
Caterpillar 3176		Delco 21SI, 145 Amp, 14.1 Vset	DR	145-160	12	7685N	8076N
Caterpillar 3176		Delco 21SI, 145 Amp, 14.5 Vset	DR	145-160	12	7685N-1	8076N
Caterpillar 3176	1995-91	DR 30SI, 105 Amp, w/R Pin, w/o Transformer	DR	105	12	7940N	
Caterpillar 3176	1993-92	Delco 26SI, 85 Amp, w/Relay Terminal	DR	85	12	8066N	
Caterpillar 3176	1992-91	Delco 21SI, 130 Amp	DR	130	12	7681N	7685N
Caterpillar 3176		Delco 21SI, 145 Amp, 14.1 Vset	DR	145-160	12	7685N	8076N
Caterpillar 3176		Delco 21SI, 145 Amp, 14.5 Vset	DR	145-160	12	7685N-1	8076N
Caterpillar 3176	1993	Delco 21SI (Early '93)	DR	130	12	7681N	7685N
Caterpillar 3176		Delco 21SI (Early '93) 14.1 Vset	DR	145-160	12	7685N	8076N

ALTERNATORS

ALTERNATORS AND GENERATORS

ENGINE	YEAR	APPLICATION	Mfg	Amp	Volt	PART NO.	OPT. NO.
Kenworth (Cont'd)							
T600 (Cont'd)							
Caterpillar 3176	1993	Delco 21SI (Early '93) 14.5 Vset	DR	145-160	12	7685N-1	8076N
Caterpillar 3176		Delco 21SI (Late '93)	DR	130	12	7681N	7685N
Caterpillar 3176		Delco 21SI (Late '93) 14.1 Vset	DR	145-160	12	7685N	8076N
Caterpillar 3176	1991	Delco 25SI Alternator	DR	85	12	8066N	
Caterpillar 3306	1999-96	DR 22SI J-180 Mt., 130 Amp, 14.1 Vset	DR	145	12	8078N	7685N
Caterpillar 3306		DR 22SI J-180 Mt., 130-145 Amp, 14.5 Vset	DR	145	12	8078N-1	7685N
Caterpillar 3306		DR 22SI J-180 Mt., 145 Amp, 14.1 Vset	DR	145	12	8078N	7685N
Caterpillar 3306		DR 33SI, J-180 Mt., #10 R Term., 135 Amp, Std.	DR	135	12	8083N	8612N
Caterpillar 3306		DR 33SI, J-180Mt., #10 R Term, 110 Amp, Std.	DR	110	12	8081N	8612N
Caterpillar 3306		Opt. Serv. Repl., DR 24SI, J180 Mt., 160 Amp	DR	160	12	8718N	
Caterpillar 3306	1999-91	Leece Neville 2700JB, 130 Amp	LN	130	12	7612N	7613N
Caterpillar 3306		Leece Neville 2805JB, 145 Amp	LN	160	12	7613N	7613N-LC
Caterpillar 3306		Leece Neville LC Series, 160 Amp, stator activated, 239 mm Rotor OAL	LN	160	12	7613N-LC	
Caterpillar 3306		Leece Neville, IR/EF, 160 Amp, trio activated, (235mm rotor OAL)	LN	160	12	7613N	7613N-LC
Caterpillar 3306		Motorola 8LHA, 130 Amp, Std. Regulator	LN	160	12	8329N	
Caterpillar 3306		Motorola 8LHA, 140 Amp, Std. Regulator	LN	160	12	8329N	
Caterpillar 3306	1999-86	Bosch Replacement Unit, 160 Amp, 3 Mounting Ears	BO	160	12	12490N	12715N
Caterpillar 3306		Bosch Replacement Unit, 200 Amp	BO	200	12	12715N	
Caterpillar 3306		Leece Neville 2500JB, 90 Amp	LN	130	12	7612N	7613N
Caterpillar 3306		Leece Neville 2600JB, 105 Amp	LN	130	12	7612N	7613N
Caterpillar 3306	1995-94	Delco 21SI, 115 Amp	DR	145-160	12	7685N	8076N
Caterpillar 3306		Delco 21SI, 130 Amp	DR	130	12	7681N	7685N
Caterpillar 3306		Delco 21SI, 145 Amp, 14.1 Vset	DR	145-160	12	7685N	8076N
Caterpillar 3306		Delco 21SI, 145 Amp, 14.5 Vset	DR	145-160	12	7685N-1	8076N
Caterpillar 3306	1995-86	DR 30SI, 105 Amp, w/R Pin, w/o Transformer	DR	105	12	7940N	
Caterpillar 3306	1993-92	Delco 26SI, 85 Amp, w/Relay Terminal	DR	85	12	8066N	
Caterpillar 3306	1992-91	Delco 21SI, 130 Amp	DR	130	12	7681N	7685N
Caterpillar 3306		Delco 21SI, 145 Amp, 14.1 Vset	DR	145-160	12	7685N	8076N
Caterpillar 3306		Delco 21SI, 145 Amp, 14.5 Vset	DR	145-160	12	7685N-1	8076N
Caterpillar 3306	1991-87	Delco 25SI Alternator	DR	85	12	8066N	
Caterpillar 3306	1990-86	30SI Delco, 90 Amp, w/o Transformer	DR	90	12	7262N	
Caterpillar 3306		30SI Delco, 90 Amp, w/Transformer	DR	90	12	7256N	
Caterpillar 3306		Motorola Loadhandler	LN	160	12	8329N	
Caterpillar 3306	1993	Delco 21SI (Early '93)	DR	130	12	7681N	7685N
Caterpillar 3306		Delco 21SI (Early '93) 14.1 Vset	DR	145-160	12	7685N	8076N
Caterpillar 3306		Delco 21SI (Early '93) 14.5 Vset	DR	145-160	12	7685N-1	8076N
Caterpillar 3306		Delco 21SI (Late '93)	DR	130	12	7681N	7685N
Caterpillar 3306		Delco 21SI (Late '93) 14.1 Vset	DR	145-160	12	7685N	8076N
Caterpillar 3306	1986	Delco 25SI Alternator	DR	75	12	7255N	8066N
Caterpillar 3406	2008-96	DR 33SI, J-180 Mt., #10 R Term., 135 Amp, Std.	DR	135	12	8083N	8612N
Caterpillar 3406		DR 33SI, J-180 Mt., 135 Amp, Road Gang Pkg.	DR	140	12	8607N	8612N
Caterpillar 3406		DR 33SI, J-180Mt., #10 R Term, 110 Amp, Std.	DR	110	12	8081N	8612N
Caterpillar 3406		DR 35SI HP, J-180 Mtg. 140 Amp, Repl. 33SI, High Temp Pkg.	DR	140	12	8607N	8612N
Caterpillar 3406		DR 35SI, J-180 Mtg, 135 Amp, Repl. 33SI, Std.	DR	140	12	8607N	8612N
Caterpillar 3406		DR 35SI, J-180 Mtg. 135 Amp, Repl. 33SI, Road Gang Pkg.	DR	140	12	8607N	8612N
Caterpillar 3406		DR 36SI, J-180 Mt. (33SI Upgrade) 170 Amp	DR	170	12	8612N	
Caterpillar 3406	2004-96	DR 22SI J-180 Mt., 130 Amp, 14.1 Vset	DR	145	12	8078N	7685N
Caterpillar 3406		DR 22SI J-180 Mt., 130-145 Amp, 14.5 Vset	DR	145	12	8078N-1	7685N
Caterpillar 3406		DR 22SI J-180 Mt., 145 Amp, 14.1 Vset	DR	145	12	8078N	7685N
Caterpillar 3406		Opt. Serv. Repl., DR 24SI, J180 Mt., 160 Amp	DR	160	12	8718N	
Caterpillar 3406	2004-91	Leece Neville 2700JB, 130 Amp	LN	130	12	7612N	7613N
Caterpillar 3406		Leece Neville 2805JB, 145 Amp	LN	160	12	7613N	7613N-LC
Caterpillar 3406		Leece Neville LC Series, 160 Amp, stator activated, 239 mm Rotor OAL	LN	160	12	7613N-LC	
Caterpillar 3406		Leece Neville, IR/EF, 160 Amp, trio activated, (235mm rotor OAL)	LN	160	12	7613N	7613N-LC
Caterpillar 3406		Motorola 8LHA, 130 Amp, Std. Regulator	LN	160	12	8329N	
Caterpillar 3406		Motorola 8LHA, 140 Amp, Std. Regulator	LN	160	12	8329N	
Caterpillar 3406	2004-86	Bosch Replacement Unit, 160 Amp, 3 Mounting Ears	BO	160	12	12490N	12715N
Caterpillar 3406		Bosch Replacement Unit, 200 Amp	BO	200	12	12715N	
Caterpillar 3406		Leece Neville 2500JB, 90 Amp	LN	130	12	7612N	7613N
Caterpillar 3406		Leece Neville 2600JB, 105 Amp	LN	130	12	7612N	7613N
Caterpillar 3406	1995-94	Delco 21SI, 115 Amp	DR	145-160	12	7685N	8076N
Caterpillar 3406		Delco 21SI, 130 Amp	DR	130	12	7681N	7685N

ALTERNATORS

ALTERNATORS AND GENERATORS

ENGINE	YEAR	APPLICATION	Mfg	Amp	Volt	PART NO.	OPT. NO.
Kenworth (Cont'd)							
T600 (Cont'd)							
Caterpillar 3406	1995-94	Delco 21SI, 145 Amp, 14.1 Vset	DR	145-160	12	7685N	8076N
Caterpillar 3406		Delco 21SI, 145 Amp, 14.5 Vset	DR	145-160	12	7685N-1	8076N
Caterpillar 3406	1995-86	DR 30SI, 105 Amp, w/R Pin, w/o Transformer	DR	105	12	7940N	
Caterpillar 3406	1993-92	Delco 26SI, 85 Amp, w/Relay Terminal	DR	85	12	8066N	
Caterpillar 3406	1992-91	Delco 21SI, 130 Amp	DR	130	12	7681N	7685N
Caterpillar 3406		Delco 21SI, 145 Amp, 14.1 Vset	DR	145-160	12	7685N	8076N
Caterpillar 3406		Delco 21SI, 145 Amp, 14.5 Vset	DR	145-160	12	7685N-1	8076N
Caterpillar 3406	1991-87	Delco 25SI Alternator	DR	85	12	8066N	
Caterpillar 3406	1990-86	30SI Delco, 90 Amp, w/o Transformer	DR	90	12	7262N	
Caterpillar 3406		30SI Delco, 90 Amp, w/Transformer	DR	90	12	7256N	
Caterpillar 3406		Motorola Loadhandler	LN	160	12	8329N	
Caterpillar 3406	1993	Delco 21SI (Early '93)	DR	130	12	7681N	7685N
Caterpillar 3406		Delco 21SI (Early '93) 14.1 Vset	DR	145-160	12	7685N	8076N
Caterpillar 3406		Delco 21SI (Early '93) 14.5 Vset	DR	145-160	12	7685N-1	8076N
Caterpillar 3406		Delco 21SI (Late '93)	DR	130	12	7681N	7685N
Caterpillar 3406		Delco 21SI (Late '93) 14.1 Vset	DR	145-160	12	7685N	8076N
Caterpillar 3406	1986	Delco 25SI Alternator	DR	75	12	7255N	8066N
Caterpillar C-10	2008-97	DR 33SI, J-180 Mt., #10 R Term., 135 Amp, Std.	DR	135	12	8083N	8612N
Caterpillar C-10		DR 33SI, J-180 Mt., 135 Amp, Road Gang Pkg.	DR	140	12	8607N	8612N
Caterpillar C-10		DR 33SI, J-180Mt., #10 R Term, 110 Amp, Std.	DR	110	12	8081N	8612N
Caterpillar C-10		DR 35SI HP, J-180 Mtg. 140 Amp, Repl. 33SI, High Temp Pkg. .	DR	140	12	8607N	8612N
Caterpillar C-10		DR 35SI, J-180 Mtg, 135 Amp, Repl. 33SI, Std.	DR	140	12	8607N	8612N
Caterpillar C-10		DR 35SI, J-180 Mtg. 135 Amp, Repl. 33SI, Road Gang Pkg.	DR	140	12	8607N	8612N
Caterpillar C-10		DR 36SI, J-180 Mt. (33SI Upgrade) 170 Amp	DR	170	12	8612N	
Caterpillar C-10	2003-97	Bosch Replacement Unit, 160 Amp, 3 Mounting Ears	BO	160	12	12490N	12715N
Caterpillar C-10		Bosch Replacement Unit, 200 Amp	BO	200	12	12715N	
Caterpillar C-10		DR 22SI J-180 Mt., 130 Amp, 14.1 Vset	DR	145	12	8078N	7685N
Caterpillar C-10		DR 22SI J-180 Mt., 130-145 Amp, 14.5 Vset	DR	145	12	8078N-1	7685N
Caterpillar C-10		DR 22SI J-180 Mt., 145 Amp, 14.1 Vset	DR	145	12	8078N	7685N
Caterpillar C-10		Leece Neville 2500JB, 90 Amp	LN	130	12	7612N	7613N
Caterpillar C-10		Leece Neville 2600JB, 105 Amp	LN	130	12	7612N	7613N
Caterpillar C-10		Leece Neville 2700JB, 130 Amp	LN	130	12	7612N	7613N
Caterpillar C-10		Leece Neville 2805JB, 145 Amp	LN	160	12	7613N	7613N-LC
Caterpillar C-10		Leece Neville LC Series, 160 Amp, stator activated, 239 mm Rotor OAL	LN	160	12	7613N-LC	
Caterpillar C-10		Leece Neville, IR/EF, 160 Amp, trio activated, (235mm rotor OAL)	LN	160	12	7613N	7613N-LC
Caterpillar C-10		Motorola 8LHA, 130 Amp, Std. Regulator	LN	160	12	8329N	
Caterpillar C-10		Motorola 8LHA, 140 Amp, Std. Regulator	LN	160	12	8329N	
Caterpillar C-10		Opt. Serv. Repl., DR 24SI, J180 Mt., 160 Amp	DR	160	12	8718N	
Caterpillar C-11	2008-05	DR 35SI HP, Quad Pad Mt., 140 Amp, High Temp. Pkg.	DR	140	12	8609N	8614N
Caterpillar C-11		DR 35SI, Quad Pad Mt, 110 Amp Std.	DR	140	12	8609N	8614N
Caterpillar C-11		DR 35SI, Quad Pad Mt., 135 Amp, Remote Sense	DR	140	12	8609N	8614N
Caterpillar C-11		DR 35SI, Quad Pad Mt., 135 Amp, Road Gang Pkg.	DR	140	12	8609N	8614N
Caterpillar C-11		DR 35SI, Quad Pad Mt., 135 Amp, Std.	DR	140	12	8609N	8614N
Caterpillar C-11		Opt. Ser. Repl. DR 24SI, Quad Pad Mt., 160 Amp	DR	160	12	8719N	
Caterpillar C-11		Opt. Serv. Repl., DR 24SI Quad Pad Mt., 145 Amp	DR	160	12	8707N	
Caterpillar C-11		Opt. Serv. Repl., DR 24SI Quad Pad Mt., 160 Amp	DR	160	12	8707N	
Caterpillar C-11		Opt. Serv. Repl., DR 24SI, Quad Pad Mt., 130 Amp	DR	160	12	8707N	
Caterpillar C-11	2007-05	Bosch IR/IF, Repl. Unit, Quad Pad Mtg, 160 Amp	BO	160	12	12491N	12716N
Caterpillar C-11		Bosch IR/IF, Repl. Unit, Quad Pad Mtg, 200 Amp	BO	200	12	12716N	
Caterpillar C-11		Delco 22SI, Quad Pad Mt, 100 Amp	DR	145	12	8362N	12491N
Caterpillar C-11		Delco 22SI, Quad Pad Mt, 145 Amp	DR	145	12	8362N	12491N
Caterpillar C-11		DR 22SI Quad Pad Mt., 130 Amp	DR	145	12	8362N	12491N
Caterpillar C-11		DR 34SI, Quad Pad Mtg., 135 Amp, Remote Sense	DR	140	12	8609N	8614N
Caterpillar C-11		DR 34SI, Quad Pad Mtg., 135 Amp, Road Gang Pkg.	DR	140	12	8609N	8614N
Caterpillar C-11		DR36SI HP,Quad Pad Mt., 170 Amp, High Temp Pkg.	DR	170	12	8614N	
Caterpillar C-11		LN, 160 Amp, w/Lamp Driver Reg.	DR	170	12	8614N	
Caterpillar C-11		Motorola, 140 Amp, No Smart Check Reg.	LN	160	12	8410N	8410N
Caterpillar C-11		Motorola, 160 Amp, No Smart Check Reg.	LN	160	12	8410N	8410N
Caterpillar C-11		Std. DR 34SI, 110 Amp, Quad Pad Mt.	DR	140	12	8609N	8614N
Caterpillar C-11		Std. DR 34SI, 135 Amp, Quad Pad Mt.	DR	135	12	8096N	8614N
Caterpillar C-12	2008-97	DR 33SI, J-180 Mt., #10 R Term., 135 Amp, Std.	DR	135	12	8083N	8612N
Caterpillar C-12		DR 33SI, J-180 Mt., 135 Amp, Road Gang Pkg.	DR	140	12	8607N	8612N
Caterpillar C-12		DR 33SI, J-180Mt., #10 R Term, 110 Amp, Std.	DR	110	12	8081N	8612N
Caterpillar C-12		DR 35SI HP, J-180 Mtg. 140 Amp, Repl. 33SI, High Temp Pkg. .	DR	140	12	8607N	8612N

ALTERNATORS AND GENERATORS

ENGINE	YEAR	APPLICATION	Mfg	Amp	Volt	PART NO.	OPT. NO.
Kenworth (Cont'd)							
T600 (Cont'd)							
Caterpillar C-12	2008-97	DR 35SI, J-180 Mtg, 135 Amp, Repl. 33SI, Std.	DR	140	12	8607N	8612N
Caterpillar C-12		DR 35SI, J-180 Mtg, 135 Amp, Repl. 33SI, Road Gang Pkg.	DR	140	12	8607N	8612N
Caterpillar C-12		DR 36SI, J-180 Mt. (33SI Upgrade) 170 Amp	DR	170	12	8612N	
Caterpillar C-12	2005-97	Bosch Replacement Unit, 160 Amp, 3 Mounting Ears	BO	160	12	12490N	12715N
Caterpillar C-12		Bosch Replacement Unit, 200 Amp	BO	200	12	12715N	
Caterpillar C-12		DR 22SI J-180 Mt., 130 Amp, 14.1 Vset	DR	145	12	8078N	7685N
Caterpillar C-12		DR 22SI J-180 Mt., 130-145 Amp, 14.5 Vset	DR	145	12	8078N-1	7685N
Caterpillar C-12		DR 22SI J-180 Mt., 145 Amp, 14.1 Vset	DR	145	12	8078N	7685N
Caterpillar C-12		Leece Neville 2500JB, 90 Amp	LN	130	12	7612N	7613N
Caterpillar C-12		Leece Neville 2600JB, 105 Amp	LN	130	12	7612N	7613N
Caterpillar C-12		Leece Neville 2700JB, 130 Amp	LN	130	12	7612N	7613N
Caterpillar C-12		Leece Neville 2805JB, 145 Amp	LN	160	12	7613N	7613N-LC
Caterpillar C-12		Leece Neville LC Series, 160 Amp, stator activated, 239 mm Rotor OAL	LN	160	12	7613N-LC	
Caterpillar C-12		Leece Neville, IR/EF, 160 Amp, trio activated, (235mm rotor OAL)	LN	160	12	7613N	7613N-LC
Caterpillar C-12		Motorola 8LHA, 130 Amp, Std. Regulator	LN	160	12	8329N	
Caterpillar C-12		Motorola 8LHA, 140 Amp, Std. Regulator	LN	160	12	8329N	
Caterpillar C-12		Opt. Serv. Repl., DR 24SI, J180 Mt., 160 Amp	DR	160	12	8718N	
Caterpillar C-13	2008-04	DR 35SI HP, Quad Pad Mt., 140 Amp, High Temp. Pkg.	DR	140	12	8609N	8614N
Caterpillar C-13		DR 35SI, Quad Pad Mt, 110 Amp Std.	DR	140	12	8609N	8614N
Caterpillar C-13		DR 35SI, Quad Pad Mt., 135 Amp, Road Gang Pkg.	DR	140	12	8609N	8614N
Caterpillar C-13		DR 35SI, Quad Pad Mt., 135 Amp, Std.	DR	140	12	8609N	8614N
Caterpillar C-13		Opt. Ser. Repl. DR 24SI, Quad Pad Mt., 160 Amp	DR	160	12	8719N	
Caterpillar C-13	2007-04	Bosch IR/IF, Repl. Unit, Quad Pad Mtg, 160 Amp	BO	160	12	12491N	12716N
Caterpillar C-13		Bosch IR/IF, Repl. Unit, Quad Pad Mtg, 200 Amp	BO	200	12	12716N	
Caterpillar C-13		Delco 22SI, Quad Pad Mt, 100 Amp	DR	145	12	8362N	12491N
Caterpillar C-13		Delco 22SI, Quad Pad Mt, 145 Amp	DR	145	12	8362N	12491N
Caterpillar C-13		DR 22SI Quad Pad Mt., 130 Amp	DR	145	12	8362N	12491N
Caterpillar C-13		DR 34SI, Quad Pad Mtg., 135 Amp, Remote Sense	DR	140	12	8609N	8614N
Caterpillar C-13		DR 34SI, Quad Pad Mtg., 135 Amp, Road Gang Pkg.	DR	140	12	8609N	8614N
Caterpillar C-13		DR 35SI, Quad Pad Mt., 135 Amp, Remote Sense	DR	140	12	8609N	8614N
Caterpillar C-13		DR36SI HP,Quad Pad Mt., 170 Amp, High Temp Pkg.	DR	170	12	8614N	
Caterpillar C-13		LN, 160 Amp, w/Lamp Driver Reg.	DR	170	12	8614N	
Caterpillar C-13		Motorola, 140 Amp, No Smart Check Reg.	LN	160	12	8410N	8410N
Caterpillar C-13		Motorola, 160 Amp, No Smart Check Reg.	LN	160	12	8410N	8410N
Caterpillar C-13		Std. DR 34SI, 110 Amp, Quad Pad Mt.	DR	140	12	8609N	8614N
Caterpillar C-13		Std. DR 34SI, 135 Amp, Quad Pad Mt.	DR	135	12	8096N	8614N
Caterpillar C-15	2008-01	DR 35SI HP, Quad Pad Mt., 140 Amp, High Temp. Pkg.	DR	140	12	8609N	8614N
Caterpillar C-15		DR 35SI, Quad Pad Mt, 110 Amp Std.	DR	140	12	8609N	8614N
Caterpillar C-15		DR 35SI, Quad Pad Mt., 135 Amp, Remote Sense	DR	140	12	8609N	8614N
Caterpillar C-15		DR 35SI, Quad Pad Mt., 135 Amp, Road Gang Pkg.	DR	140	12	8609N	8614N
Caterpillar C-15		DR 35SI, Quad Pad Mt., 135 Amp, Std.	DR	140	12	8609N	8614N
Caterpillar C-15		Opt. Ser. Repl. DR 24SI, Quad Pad Mt., 160 Amp	DR	160	12	8719N	
Caterpillar C-15	2007-01	Bosch IR/IF, Repl. Unit, Quad Pad Mtg, 160 Amp	BO	160	12	12491N	12716N
Caterpillar C-15		Bosch IR/IF, Repl. Unit, Quad Pad Mtg, 200 Amp	BO	200	12	12716N	
Caterpillar C-15		Delco 22SI, Quad Pad Mt, 100 Amp	DR	145	12	8362N	12491N
Caterpillar C-15		Delco 22SI, Quad Pad Mt, 145 Amp	DR	145	12	8362N	12491N
Caterpillar C-15		DR 22SI Quad Pad Mt., 130 Amp	DR	145	12	8362N	12491N
Caterpillar C-15		DR 34SI, Quad Pad Mtg., 135 Amp, Remote Sense	DR	140	12	8609N	8614N
Caterpillar C-15		DR 34SI, Quad Pad Mtg., 135 Amp, Road Gang Pkg.	DR	140	12	8609N	8614N
Caterpillar C-15		DR36SI HP,Quad Pad Mt., 170 Amp, High Temp Pkg.	DR	170	12	8614N	
Caterpillar C-15		LN (Repl. 34SI) w/Lamp Driver Reg.	DR	170	12	8614N	
Caterpillar C-15		Moto (Repl. 34SI) 140 Amp, No Smart Check	LN	160	12	8410N	8410N
Caterpillar C-15		Moto (Repl. 34SI) 160 Amp, No Smart Check	LN	160	12	8410N	8410N
Caterpillar C-15		Std. DR 34SI, 110 Amp, Quad Pad Mt.	DR	140	12	8609N	8614N
Caterpillar C-15		Std. DR 34SI, 135 Amp, Quad Pad Mt.	DR	135	12	8096N	8614N
Caterpillar C-15	2000-97	Bosch Replacement Unit, 160 Amp, 3 Mounting Ears	BO	160	12	12490N	12715N
Caterpillar C-15		Bosch Replacement Unit, 200 Amp	BO	200	12	12715N	
Caterpillar C-15		DR 22SI J-180 Mt., 130 Amp, 14.1 Vset	DR	145	12	8078N	7685N
Caterpillar C-15		DR 22SI J-180 Mt., 130-145 Amp, 14.5 Vset	DR	145	12	8078N-1	7685N
Caterpillar C-15		DR 22SI J-180 Mt., 145 Amp, 14.1 Vset	DR	145	12	8078N	7685N
Caterpillar C-15		DR 33SI, J-180 Mt., #10 R Term., 135 Amp, Std.	DR	135	12	8083N	8612N
Caterpillar C-15		DR 33SI, J-180 Mt., 135 Amp, Road Gang Pkg.	DR	140	12	8607N	8612N
Caterpillar C-15		DR 33SI, J-180Mt., #10 R Term, 110 Amp, Std.	DR	110	12	8081N	8612N
Caterpillar C-15		DR 35SI HP, J-180 Mtg, 140 Amp, Repl. 33SI, High Temp Pkg. .	DR	140	12	8607N	8612N

ALTERNATORS

ALTERNATORS AND GENERATORS

ENGINE	YEAR	APPLICATION	Mfg	Amp	Volt	PART NO.	OPT. NO.
Kenworth (Cont'd)							
T600 (Cont'd)							
Caterpillar C-15	2000-97	DR 35SI, J-180 Mtg, 135 Amp, Repl. 33SI, Std.	DR	140	12	8607N	8612N
Caterpillar C-15		DR 35SI, J-180 Mtg, 135 Amp, Repl. 33SI, Road Gang Pkg.	DR	140	12	8607N	8612N
Caterpillar C-15		DR 36SI, J-180 Mt. (33SI Upgrade) 170 Amp	DR	170	12	8612N	
Caterpillar C-15		Leece Neville 2500JB, 90 Amp	LN	130	12	7612N	7613N
Caterpillar C-15		Leece Neville 2600JB, 105 Amp	LN	130	12	7612N	7613N
Caterpillar C-15		Leece Neville 2700JB, 130 Amp	LN	130	12	7612N	7613N
Caterpillar C-15		Leece Neville 2805JB, 145 Amp	LN	160	12	7613N	7613N-LC
Caterpillar C-15		Leece Neville LC Series, 160 Amp, stator activated, 239 mm Rotor OAL	LN	160	12	7613N-LC	
Caterpillar C-15		Leece Neville, IR/EF, 160 Amp, trio activated, (235mm rotor OAL)	LN	160	12	7613N	7613N-LC
Caterpillar C-15		Motorola 8LHA, 130 Amp, Std. Regulator	LN	160	12	8329N	
Caterpillar C-15		Motorola 8LHA, 140 Amp, Std. Regulator	LN	160	12	8329N	
Caterpillar C-15		Opt. Serv. Repl., DR 24SI, J180 Mt., 160 Amp	DR	160	12	8718N	
Caterpillar C-16	2008-02	DR 35SI HP, Quad Pad Mt., 140 Amp, High Temp. Pkg.	DR	140	12	8609N	8614N
Caterpillar C-16		DR 35SI, Quad Pad Mt., 110 Amp Std.	DR	140	12	8609N	8614N
Caterpillar C-16		DR 35SI, Quad Pad Mt., 135 Amp, Remote Sense	DR	140	12	8609N	8614N
Caterpillar C-16		DR 35SI, Quad Pad Mt., 135 Amp, Road Gang Pkg.	DR	140	12	8609N	8614N
Caterpillar C-16		DR 35SI, Quad Pad Mt., 135 Amp, Std.	DR	140	12	8609N	8614N
Caterpillar C-16	2003-02	Bosch IR/IF, Repl. Unit, Quad Pad Mtg, 160 Amp	BO	160	12	12491N	12716N
Caterpillar C-16		Bosch IR/IF, Repl. Unit, Quad Pad Mtg, 200 Amp	BO	200	12	12716N	
Caterpillar C-16		Delco 22SI, Quad Pad Mt, 100 Amp	DR	145	12	8362N	12491N
Caterpillar C-16		Delco 22SI, Quad Pad Mt, 145 Amp	DR	145	12	8362N	12491N
Caterpillar C-16		DR 22SI Quad Pad Mt., 130 Amp	DR	145	12	8362N	12491N
Caterpillar C-16		DR 34SI, Quad Pad Mtg., 135 Amp, Remote Sense	DR	140	12	8609N	8614N
Caterpillar C-16		DR 34SI, Quad Pad Mtg., 135 Amp, Road Gang Pkg.	DR	140	12	8609N	8614N
Caterpillar C-16		DR36SI HP,Quad Pad Mt., 170 Amp, High Temp Pkg.	DR	170	12	8614N	
Caterpillar C-16		LN (Repl. 34SI) w/Lamp Driver Reg.	DR	170	12	8614N	
Caterpillar C-16		Moto (Repl. 34SI) 140 Amp, No Smart Check	LN	160	12	8410N	8410N
Caterpillar C-16		Moto (Repl. 34SI) 160 Amp, No Smart Check	LN	160	12	8410N	8410N
Caterpillar C-16		Opt. Ser. Repl. DR 24SI, Quad Pad Mt., 160 Amp	DR	160	12	8719N	
Caterpillar C-16		Std. DR 34SI, 110 Amp, Quad Pad Mt.	DR	140	12	8609N	8614N
Caterpillar C-16		Std. DR 34SI, 135 Amp, Quad Pad Mt.	DR	135	12	8096N	8614N
Cummins 8.3L ISC	2008-03	Opt. Ser. Repl. DR 24SI, Quad Pad Mt., 160 Amp	DR	160	12	8719N	
Cummins 8.3L ISC		Opt. Serv. Repl., DR 24SI Quad Pad Mt., 145 Amp	DR	160	12	8707N	
Cummins 8.3L ISC		Opt. Serv. Repl., DR 24SI Quad Pad Mt., 160 Amp	DR	160	12	8707N	
Cummins 8.3L ISC		Opt. Serv. Repl., DR 24SI, Qaud Pad Mt., 130 Amp	DR	160	12	8707N	
Cummins 8.3L ISC	2007-03	Bosch IR/IF, Repl. Unit, Quad Pad Mtg, 160 Amp	BO	160	12	12491N	12716N
Cummins 8.3L ISC		Bosch IR/IF, Repl. Unit, Quad Pad Mtg, 200 Amp	BO	200	12	12716N	
Cummins 8.3L ISC		Delco 22SI, Quad Pad Mt, 100 Amp	DR	145	12	8362N	12491N
Cummins 8.3L ISC		Delco 22SI, Quad Pad Mt, 145 Amp	DR	145	12	8362N	12491N
Cummins 8.3L ISC		DR 22SI Quad Pad Mt., 130 Amp	DR	145	12	8362N	12491N
Cummins 8.3L ISC	2002-98	Bosch Replacement Unit, 160 Amp, 3 Mounting Ears	BO	160	12	12490N	12715N
Cummins 8.3L ISC		Bosch Replacement Unit, 200 Amp	BO	200	12	12715N	
Cummins 8.3L ISC		DR 22SI J-180 Mt., 130 Amp, 14.1 Vset	DR	145	12	8078N	7685N
Cummins 8.3L ISC		DR 22SI J-180 Mt., 130-145 Amp, 14.5 Vset	DR	145	12	8078N-1	7685N
Cummins 8.3L ISC		DR 22SI J-180 Mt., 145 Amp, 14.1 Vset	DR	145	12	8078N	7685N
Cummins 8.3L ISC		Leece Neville 2500JB, 90 Amp	LN	130	12	7612N	7613N
Cummins 8.3L ISC		Leece Neville 2600JB, 105 Amp	LN	130	12	7612N	7613N
Cummins 8.3L ISC		Leece Neville 2700JB, 130 Amp	LN	130	12	7612N	7613N
Cummins 8.3L ISC		Leece Neville 2805JB, 145 Amp	LN	160	12	7613N	7613N-LC
Cummins 8.3L ISC		Leece Neville LC Series, 160 Amp, stator activated, 239 mm Rotor OAL	LN	160	12	7613N-LC	
Cummins 8.3L ISC		Leece Neville, IR/EF, 160 Amp, trio activated, (235mm rotor OAL)	LN	160	12	7613N	7613N-LC
Cummins 8.3L ISC		Motorola 8LHA, 130 Amp, Std. Regulator	LN	160	12	8329N	
Cummins 8.3L ISC		Motorola 8LHA, 140 Amp, Std. Regulator	LN	160	12	8329N	
Cummins 8.3L ISC		Opt. Serv. Repl., DR 24SI, J180 Mt., 160 Amp	DR	160	12	8718N	
Cummins 8.9L ISL	2008-02	Opt. Ser. Repl. DR 24SI, Quad Pad Mt., 160 Amp	DR	160	12	8719N	
Cummins 8.9L ISL		Opt. Serv. Repl., DR 24SI Quad Pad Mt., 145 Amp	DR	160	12	8707N	
Cummins 8.9L ISL		Opt. Serv. Repl., DR 24SI Quad Pad Mt., 160 Amp	DR	160	12	8707N	
Cummins 8.9L ISL		Opt. Serv. Repl., DR 24SI, Qaud Pad Mt., 130 Amp	DR	160	12	8707N	
Cummins 8.9L ISL	2007-02	Bosch IR/IF, Repl. Unit, Quad Pad Mtg, 160 Amp	BO	160	12	12491N	12716N
Cummins 8.9L ISL		Bosch IR/IF, Repl. Unit, Quad Pad Mtg, 200 Amp	BO	200	12	12716N	
Cummins 8.9L ISL		Delco 22SI, Quad Pad Mt, 100 Amp	DR	145	12	8362N	12491N
Cummins 8.9L ISL		Delco 22SI, Quad Pad Mt, 145 Amp	DR	145	12	8362N	12491N

ALTERNATORS AND GENERATORS

ENGINE	YEAR	APPLICATION	Mfg	Amp	Volt	PART NO.	OPT. NO.
Kenworth (Cont'd)							
T600 (Cont'd)							
Cummins 8.9L ISL	2007-02	DR 22SI Quad Pad Mt., 130 Amp	DR	145	12	8362N	12491N
Cummins ISM	2008-03	Opt. Ser. Repl. DR 24SI, Quad Pad Mt., 160 Amp	DR	160	12	8719N	
Cummins ISM		Opt. Serv. Repl., DR 24SI Quad Pad Mt., 145 Amp	DR	160	12	8707N	
Cummins ISM		Opt. Serv. Repl., DR 24SI Quad Pad Mt., 160 Amp	DR	160	12	8707N	
Cummins ISM		Opt. Serv. Repl., DR 24SI, Quad Pad Mt., 130 Amp	DR	160	12	8707N	
Cummins ISM	2007-03	Bosch IR/IF, Repl. Unit, Quad Pad Mtg, 160 Amp	BO	160	12	12491N	12716N
Cummins ISM		Bosch IR/IF, Repl. Unit, Quad Pad Mtg, 200 Amp	BO	200	12	12716N	
Cummins ISM		Delco 22SI, Quad Pad Mt, 100 Amp	DR	145	12	8362N	12491N
Cummins ISM		Delco 22SI, Quad Pad Mt, 145 Amp	DR	145	12	8362N	12491N
Cummins ISM		DR 22SI Quad Pad Mt., 130 Amp	DR	145	12	8362N	12491N
Cummins ISM	2002-98	Bosch Replacement Unit, 160 Amp, 3 Mounting Ears	BO	160	12	12490N	12715N
Cummins ISM		Bosch Replacement Unit, 200 Amp	BO	200	12	12715N	
Cummins ISM		DR 22SI J-180 Mt., 130 Amp, 14.1 Vset	DR	145	12	8078N	7685N
Cummins ISM		DR 22SI J-180 Mt., 130-145 Amp, 14.5 Vset	DR	145	12	8078N-1	7685N
Cummins ISM		DR 22SI J-180 Mt., 145 Amp, 14.1 Vset	DR	145	12	8078N	7685N
Cummins ISM		Leece Neville 2500JB, 90 Amp	LN	130	12	7612N	7613N
Cummins ISM		Leece Neville 2600JB, 105 Amp	LN	130	12	7612N	7613N
Cummins ISM		Leece Neville 2700JB, 130 Amp	LN	130	12	7612N	7613N
Cummins ISM		Leece Neville 2805JB, 145 Amp	LN	160	12	7613N	7613N-LC
Cummins ISM		Leece Neville LC Series, 160 Amp, stator activated, 239 mm Rotor OAL	LN	160	12	7613N-LC	
Cummins ISM		Leece Neville, IR/EF, 160 Amp, trio activated, (235mm rotor OAL)	LN	160	12	7613N	7613N-LC
Cummins ISM		Motorola 8LHA, 130 Amp, Std. Regulator	LN	160	12	8329N	
Cummins ISM		Motorola 8LHA, 140 Amp, Std. Regulator	LN	160	12	8329N	
Cummins ISM		Opt. Serv. Repl., DR 24SI, J180 Mt., 160 Amp	DR	160	12	8718N	
Cummins ISX	2008-03	Opt. Ser. Repl. DR 24SI, Quad Pad Mt., 160 Amp	DR	160	12	8719N	
Cummins ISX		Opt. Serv. Repl., DR 24SI Quad Pad Mt., 145 Amp	DR	160	12	8707N	
Cummins ISX		Opt. Serv. Repl., DR 24SI Quad Pad Mt., 160 Amp	DR	160	12	8707N	
Cummins ISX		Opt. Serv. Repl., DR 24SI, Quad Pad Mt., 130 Amp	DR	160	12	8707N	
Cummins ISX	2007-03	Bosch IR/IF, Repl. Unit, Quad Pad Mtg, 160 Amp	BO	160	12	12491N	12716N
Cummins ISX		Bosch IR/IF, Repl. Unit, Quad Pad Mtg, 200 Amp	BO	200	12	12716N	
Cummins ISX		Delco 22SI, Quad Pad Mt, 100 Amp	DR	145	12	8362N	12491N
Cummins ISX		Delco 22SI, Quad Pad Mt, 145 Amp	DR	145	12	8362N	12491N
Cummins ISX		DR 22SI Quad Pad Mt., 130 Amp	DR	145	12	8362N	12491N
Cummins ISX	2002-00	Bosch Replacement Unit, 160 Amp, 3 Mounting Ears	BO	160	12	12490N	12715N
Cummins ISX		Bosch Replacement Unit, 200 Amp	BO	200	12	12715N	
Cummins ISX		DR 22SI J-180 Mt., 130 Amp, 14.1 Vset	DR	145	12	8078N	7685N
Cummins ISX		DR 22SI J-180 Mt., 130-145 Amp, 14.5 Vset	DR	145	12	8078N-1	7685N
Cummins ISX		DR 22SI J-180 Mt., 145 Amp, 14.1 Vset	DR	145	12	8078N	7685N
Cummins ISX		Leece Neville 2500JB, 90 Amp	LN	130	12	7612N	7613N
Cummins ISX		Leece Neville 2600JB, 105 Amp	LN	130	12	7612N	7613N
Cummins ISX		Leece Neville 2700JB, 130 Amp	LN	130	12	7612N	7613N
Cummins ISX		Leece Neville 2805JB, 145 Amp	LN	160	12	7613N	7613N-LC
Cummins ISX		Leece Neville LC Series, 160 Amp, stator activated, 239 mm Rotor OAL	LN	160	12	7613N-LC	
Cummins ISX		Leece Neville, IR/EF, 160 Amp, trio activated, (235mm rotor OAL)	LN	160	12	7613N	7613N-LC
Cummins ISX		Motorola 8LHA, 130 Amp, Std. Regulator	LN	160	12	8329N	
Cummins ISX		Motorola 8LHA, 140 Amp, Std. Regulator	LN	160	12	8329N	
Cummins ISX		Opt. Serv. Repl., DR 24SI, J180 Mt., 160 Amp	DR	160	12	8718N	
Cummins L-10	1997-96	DR 22SI J-180 Mt., 130 Amp, 14.1 Vset	DR	145	12	8078N	7685N
Cummins L-10		DR 22SI J-180 Mt., 130-145 Amp, 14.5 Vset	DR	145	12	8078N-1	7685N
Cummins L-10		DR 22SI J-180 Mt., 145 Amp, 14.1 Vset	DR	145	12	8078N	7685N
Cummins L-10		DR 33SI, J-180 Mt., #10 R Term., 135 Amp, Std.	DR	135	12	8083N	8612N
Cummins L-10		DR 33SI, J-180Mt., #10 R Term, 110 Amp, Std.	DR	110	12	8081N	8612N
Cummins L-10		Opt. Serv. Repl., DR 24SI, J180 Mt., 160 Amp	DR	160	12	8718N	
Cummins L-10	1997-93	Leece Neville 2700JB, 130 Amp	LN	130	12	7612N	7613N
Cummins L-10		Leece Neville 2805JB, 145 Amp	LN	160	12	7613N	7613N-LC
Cummins L-10		Leece Neville LC Series, 160 Amp, stator activated, 239 mm Rotor OAL	LN	160	12	7613N-LC	
Cummins L-10		Leece Neville, IR/EF, 160 Amp, trio activated, (235mm rotor OAL)	LN	160	12	7613N	7613N-LC
Cummins L-10		Motorola 8LHA, 130 Amp, Std. Regulator	LN	160	12	8329N	
Cummins L-10		Motorola 8LHA, 140 Amp, Std. Regulator	LN	160	12	8329N	
Cummins L-10	1997-87	Bosch Replacement Unit, 160 Amp, 3 Mounting Ears	BO	160	12	12490N	12715N

ALTERNATORS

ALTERNATORS AND GENERATORS

ENGINE	YEAR	APPLICATION	Mfg	Amp	Volt	PART NO.	OPT. NO.
Kenworth (Cont'd)							
T600 (Cont'd)							
Cummins L-10	1997-87	Bosch Replacement Unit, 200 Amp	BO	200	12	12715N	
Cummins L-10		Leece Neville 2500JB, 90 Amp	LN	130	12	7612N	7613N
Cummins L-10		Leece Neville 2600JB, 105 Amp	LN	130	12	7612N	7613N
Cummins L-10	1995-94	Delco 21SI, 115 Amp	DR	145-160	12	7685N	8076N
Cummins L-10		Delco 21SI, 130 Amp	DR	130	12	7681N	7685N
Cummins L-10		Delco 21SI, 145 Amp, 14.1 Vset	DR	145-160	12	7685N	8076N
Cummins L-10		Delco 21SI, 145 Amp, 14.5 Vset	DR	145-160	12	7685N-1	8076N
Cummins L-10	1995-87	DR 30SI, 105 Amp, w/R Pin, w/o Transformer	DR	105	12	7940N	
Cummins L-10	1993-87	Delco 26SI, 85 Amp, w/Relay Terminal	DR	85	12	8066N	
Cummins L-10	1992-87	30SI Delco, 90 Amp, w/o Transformer	DR	90	12	7262N	
Cummins L-10		30SI Delco, 90 Amp, w/Transformer	DR	90	12	7256N	
Cummins L-10		Delco 25SI Alternator	DR	75	12	7255N	8066N
Cummins L-10		Delco 25SI Alternator	DR	85	12	8066N	
Cummins L-10		Motorola Loadhandler	LN	160	12	8329N	
Cummins L-10	1993	Delco 21SI (Early '93)	DR	130	12	7681N	7685N
Cummins L-10		Delco 21SI (Early '93) 14.1 Vset	DR	145-160	12	7685N	8076N
Cummins L-10		Delco 21SI (Early '93) 14.5 Vset	DR	145-160	12	7685N-1	8076N
Cummins L-10		Delco 21SI (Late '93)	DR	130	12	7681N	7685N
Cummins L-10		Delco 21SI (Late '93) 14.1 Vset	DR	145-160	12	7685N	8076N
Cummins M11	2008-96	DR 33SI, J-180 Mt., #10 R Term., 135 Amp, Std.	DR	135	12	8083N	8612N
Cummins M11		DR 33SI, J-180Mt., #10 R Term, 110 Amp, Std.	DR	110	12	8081N	8612N
Cummins M11		DR 35SI Quad Mt., Repl.34SI, #10 R Term, 110 Amp	DR	140	12	8608N	8613N
Cummins M11		DR 35SI, J-180 Mt., (33SI Upgrade) 110 Amp, Std.	DR	140	12	8607N	8612N
Cummins M11		DR 35SI, J-180 Mtg, 135 Amp, Repl. 33SI, Std.	DR	140	12	8607N	8612N
Cummins M11		DR 35SI, Quad Mt., Repl.34SI, 135 Amp	DR	140	12	8608N	8613N
Cummins M11	2003-96	Delco 34SI, Quad Mt., 135 Amp	DR	135	12	8092N	8613N
Cummins M11		DR 22SI J-180 Mt., 130 Amp, 14.1 Vset	DR	145	12	8078N	7685N
Cummins M11		DR 22SI J-180 Mt., 130-145 Amp, 14.5 Vset	DR	145	12	8078N-1	7685N
Cummins M11		DR 22SI J-180 Mt., 145 Amp, 14.1 Vset	DR	145	12	8078N	7685N
Cummins M11		DR 34SI Quad Mt., 110 Amp	DR	135	12	8092N	8613N
Cummins M11		Opt. Serv. Repl., DR 24SI, J180 Mt., 160 Amp	DR	160	12	8718N	
Cummins M11	2003-93	Bosch Replacement Unit, 160 Amp, 3 Mounting Ears	BO	160	12	12490N	12715N
Cummins M11		Bosch Replacement Unit, 200 Amp	BO	200	12	12715N	
Cummins M11		Leece Neville 2500JB, 90 Amp	LN	130	12	7612N	7613N
Cummins M11		Leece Neville 2600JB, 105 Amp	LN	130	12	7612N	7613N
Cummins M11		Leece Neville 2700JB, 130 Amp	LN	130	12	7612N	7613N
Cummins M11		Leece Neville 2805JB, 145 Amp	LN	160	12	7613N	7613N-LC
Cummins M11		Leece Neville LC Series, 160 Amp, stator activated, 239 mm Rotor OAL	LN	160	12	7613N-LC	
Cummins M11		Leece Neville, IR/EF, 160 Amp, trio activated, (235mm rotor OAL)	LN	160	12	7613N	7613N-LC
Cummins M11		Motorola 8LHA, 130 Amp, Std. Regulator	LN	160	12	8329N	
Cummins M11		Motorola 8LHA, 140 Amp, Std. Regulator	LN	160	12	8329N	
Cummins M11	1995-94	Delco 21SI, 115 Amp	DR	145-160	12	7685N	8076N
Cummins M11		Delco 21SI, 130 Amp	DR	130	12	7681N	7685N
Cummins M11		Delco 21SI, 145 Amp, 14.1 Vset	DR	145-160	12	7685N	8076N
Cummins M11		Delco 21SI, 145 Amp, 14.5 Vset	DR	145-160	12	7685N-1	8076N
Cummins M11	1995-93	DR 30SI, 105 Amp, w/R Pin, w/o Transformer	DR	105	12	7940N	
Cummins M11	1993	Delco 21SI (Early '93)	DR	130	12	7681N	7685N
Cummins M11		Delco 21SI (Early '93) 14.1 Vset	DR	145-160	12	7685N	8076N
Cummins M11		Delco 21SI (Early '93) 14.5 Vset	DR	145-160	12	7685N-1	8076N
Cummins M11		Delco 21SI (Late '93)	DR	130	12	7681N	7685N
Cummins M11		Delco 21SI (Late '93) 14.1 Vset	DR	145-160	12	7685N	8076N
Cummins M11		Delco 26SI, 85 Amp, w/Relay Terminal	DR	85	12	8066N	
Cummins N14	2008-96	DR 33SI, J-180 Mt., #10 R Term., 135 Amp, Std.	DR	135	12	8083N	8612N
Cummins N14		DR 33SI, J-180Mt., #10 R Term, 110 Amp, Std.	DR	110	12	8081N	8612N
Cummins N14		DR 35SI Quad Mt., Repl.34SI, #10 R Term, 110 Amp	DR	140	12	8608N	8613N
Cummins N14		DR 35SI, J-180 Mt., (33SI Upgrade) 110 Amp, Std.	DR	140	12	8607N	8612N
Cummins N14		DR 35SI, J-180 Mtg, 135 Amp, Repl. 33SI, Std.	DR	140	12	8607N	8612N
Cummins N14		DR 35SI, Quad Mt., Repl.34SI, 135 Amp	DR	140	12	8608N	8613N
Cummins N14	2003-96	Delco 34SI, Quad Mt., 135 Amp	DR	135	12	8092N	8613N
Cummins N14		DR 22SI J-180 Mt., 130 Amp, 14.1 Vset	DR	145	12	8078N	7685N
Cummins N14		DR 22SI J-180 Mt., 130-145 Amp, 14.5 Vset	DR	145	12	8078N-1	7685N
Cummins N14		DR 22SI J-180 Mt., 145 Amp, 14.1 Vset	DR	145	12	8078N	7685N
Cummins N14		DR 34SI Quad Mt., 110 Amp	DR	135	12	8092N	8613N
Cummins N14		Opt. Serv. Repl., DR 24SI, J180 Mt., 160 Amp	DR	160	12	8718N	

ALTERNATORS AND GENERATORS

ENGINE	YEAR	APPLICATION	Mfg	Amp	Volt	PART NO.	OPT. NO.
Kenworth (Cont'd)							
T600 (Cont'd)							
Cummins N14	2003-90	Bosch Replacement Unit, 160 Amp, 3 Mounting Ears	BO	160	12	12490N	12715N
Cummins N14		Bosch Replacement Unit, 200 Amp	BO	200	12	12715N	
Cummins N14		Leece Neville 2500JB, 90 Amp	LN	130	12	7612N	7613N
Cummins N14		Leece Neville 2600JB, 105 Amp	LN	130	12	7612N	7613N
Cummins N14		Leece Neville 2700JB, 130 Amp	LN	130	12	7612N	7613N
Cummins N14		Leece Neville 2805JB, 145 Amp	LN	160	12	7613N	7613N-LC
Cummins N14		Leece Neville LC Series, 160 Amp, stator activated, 239 mm Rotor OAL	LN	160	12	7613N-LC	
Cummins N14		Leece Neville, IR/EF, 160 Amp, trio activated, (235mm rotor OAL)	LN	160	12	7613N	7613N-LC
Cummins N14		Motorola 8LHA, 130 Amp, Std. Regulator	LN	160	12	8329N	
Cummins N14		Motorola 8LHA, 140 Amp, Std. Regulator	LN	160	12	8329N	
Cummins N14	1995-94	Delco 21SI, 115 Amp	DR	145-160	12	7685N	8076N
Cummins N14		Delco 21SI, 130 Amp	DR	130	12	7681N	7685N
Cummins N14		Delco 21SI, 145 Amp, 14.1 Vset	DR	145-160	12	7685N	8076N
Cummins N14		Delco 21SI, 145 Amp, 14.5 Vset	DR	145-160	12	7685N-1	8076N
Cummins N14	1995-90	DR 30SI, 105 Amp, w/R Pin, w/o Transformer	DR	105	12	7940N	
Cummins N14	1993-92	Delco 26SI, 85 Amp, w/Relay Terminal	DR	85	12	8066N	
Cummins N14	1992-90	Delco 21SI, 130 Amp	DR	130	12	7681N	7685N
Cummins N14		Delco 21SI, 145 Amp, 14.1 Vset	DR	145-160	12	7685N	8076N
Cummins N14		Delco 21SI, 145 Amp, 14.5 Vset	DR	145-160	12	7685N-1	8076N
Cummins N14	1993	Delco 21SI (Early '93)	DR	130	12	7681N	7685N
Cummins N14		Delco 21SI (Early '93) 14.1 Vset	DR	145-160	12	7685N	8076N
Cummins N14		Delco 21SI (Early '93) 14.5 Vset	DR	145-160	12	7685N-1	8076N
Cummins N14		Delco 21SI (Late '93)	DR	130	12	7681N	7685N
Cummins N14		Delco 21SI (Late '93) 14.1 Vset	DR	145-160	12	7685N	8076N
Cummins N14	1991	Delco 25SI Alternator	DR	85	12	8066N	
Cummins NTC-855	1991-86	30SI Delco, 90 Amp, w/o Transformer	DR	90	12	7262N	
Cummins NTC-855		30SI Delco, 90 Amp, w/Transformer	DR	90	12	7256N	
Cummins NTC-855		Bosch Replacement Unit, 160 Amp, 3 Mounting Ears	BO	160	12	12490N	12715N
Cummins NTC-855		Bosch Replacement Unit, 200 Amp	BO	200	12	12715N	
Cummins NTC-855		DR 30SI, 105 Amp, w/R Pin, w/o Transformer	DR	105	12	7940N	
Cummins NTC-855		Leece Neville 2500JB, 90 Amp	LN	130	12	7612N	7613N
Cummins NTC-855		Leece Neville 2600JB, 105 Amp	LN	130	12	7612N	7613N
Cummins NTC-855		Motorola Loadhandler	LN	160	12	8329N	
Cummins NTC-855	1990-87	Delco 25SI Alternator	DR	85	12	8066N	
Cummins NTC-855	1986	Delco 25SI Alternator	DR	75	12	7255N	8066N
Cummins Signature	2008-99	DR 35SI Quad Mt., Repl.34SI, R Pin, 110 Amp	DR	140	12	8608N	8613N
Cummins Signature		DR 35SI, J-180 Mtg, 110 Amp, Repl. 33SI	DR	140	12	8607N	8612N
Cummins Signature		DR 35SI, J-180 Mtg, 135 Amp, Repl. 33SI	DR	140	12	8607N	8612N
Cummins Signature		DR 35SI, Quad Mt., Repl.34SI, 135 Amp	DR	140	12	8608N	8613N
Cummins Signature		Std. DR 33SI, J-180 Mt., 135 Amp, w/Relay Pin	DR	135	12	8083N	8612N
Cummins Signature		Std. DR 33SI, J-180Mt.,110 Amp, w/Relay Pin	DR	110	12	8081N	8612N
Cummins Signature	2003-99	Bosch Replacement Unit, 160 Amp, 3 Mounting Ears	BO	160	12	12490N	12715N
Cummins Signature		Bosch Replacement Unit, 200 Amp	BO	200	12	12715N	
Cummins Signature		Delco 34SI, Quad Mt, 110 Amp, Std.	DR	135	12	8092N	8613N
Cummins Signature		Delco 34SI, Quad Mt., 135 Amp	DR	135	12	8092N	8613N
Cummins Signature		DR 22SI J-180 Mt., 130 Amp, 14.1 Vset	DR	145	12	8078N	7685N
Cummins Signature		DR 22SI J-180 Mt., 130-145 Amp, 14.5 Vset	DR	145	12	8078N-1	7685N
Cummins Signature		DR 22SI J-180 Mt., 145 Amp, 14.1 Vset	DR	145	12	8078N	7685N
Cummins Signature		Leece Neville 2500JB, 90 Amp	LN	130	12	7612N	7613N
Cummins Signature		Leece Neville 2600JB, 105 Amp	LN	130	12	7612N	7613N
Cummins Signature		Leece Neville 2700JB, 130 Amp	LN	130	12	7612N	7613N
Cummins Signature		Leece Neville 2805JB, 145 Amp	LN	160	12	7613N	7613N-LC
Cummins Signature		Leece Neville LC Series, 160 Amp, stator activated, 239 mm Rotor OAL	LN	160	12	7613N-LC	
Cummins Signature		Leece Neville, IR/EF, 160 Amp, trio activated, (235mm rotor OAL)	LN	160	12	7613N	7613N-LC
Cummins Signature		Motorola 8LHA, 130 Amp, Std. Regulator	LN	160	12	8329N	
Cummins Signature		Motorola 8LHA, 140 Amp, Std. Regulator	LN	160	12	8329N	
Cummins Signature		Opt. Serv. Repl., DR 24SI, J180 Mt., 160 Amp	DR	160	12	8718N	
DD 60 Series	2008-96	Delco 35SI, (34SI) HP High Temp Pkg.	DR	140	12	8608N	8613N
DD 60 Series	2003-99	DR 34SI, Quad Pad Mtg., 135 Amp, Remote Sense	DR	140	12	8609N	8614N
DD 60 Series		DR 34SI, Quad Pad Mtg., 135 Amp, Road Gang Pkg.	DR	140	12	8609N	8614N
DD 60 Series		DR 35SI HP, Quad Pad Mt., 140 Amp, High Temp. Pkg.	DR	140	12	8609N	8614N
DD 60 Series		DR 35SI, Quad Pad Mt, 110 Amp Std.	DR	140	12	8609N	8614N

ALTERNATORS

ALTERNATORS AND GENERATORS

ENGINE	YEAR	APPLICATION	Mfg	Amp	Volt	PART NO.	OPT. NO.	
Kenworth (Cont'd)								
T600 (Cont'd)								
DD 60 Series	2003-99	DR 35SI, Quad Pad Mt., 135 Amp, Remote Sense	DR	140	12	8609N	8614N	
DD 60 Series		DR 35SI, Quad Pad Mt., 135 Amp, Road Gang Pkg.	DR	140	12	8609N	8614N	
DD 60 Series		DR 35SI, Quad Pad Mt., 135 Amp, Std.	DR	140	12	8609N	8614N	
DD 60 Series		DR36SI HP, Quad Pad Mt., 170 Amp, High Temp Pkg.	DR	170	12	8614N		
DD 60 Series		LN, 160 Amp, w/Lamp Driver Reg.	DR	170	12	8614N		
DD 60 Series		Std. DR 34SI, 110 Amp, Quad Pad Mt.	DR	140	12	8609N	8614N	
DD 60 Series		Std. DR 34SI, 135 Amp, Quad Pad Mt.	DR	135	12	8096N	8614N	
DD 60 Series		1998-96	Delco 34SI, Quad Mt., 135 Amp	DR	135	12	8092N	8613N
DD 60 Series			DR 33SI, J-180 Mt., #10 R Term., 135 Amp, Std.	DR	135	12	8083N	8612N
DD 60 Series			DR 33SI, J-180Mt., #10 R Term, 110 Amp, Std.	DR	110	12	8081N	8612N
DD 60 Series			DR 34SI Quad Mt., 110 Amp	DR	135	12	8092N	8613N
DD 60 Series			DR 34SI, Quad Mt., 135 Amp, Remote Sense	DR	135	12	8092N	8613N
DD 60 Series			DR 35SI HP, J-180 Mtg. 140 Amp, Repl. 33SI, High Temp Pkg. .	DR	140	12	8607N	8612N
DD 60 Series			DR 35SI Quad Mt., Repl.34SI, #10 R Term, 110 Amp	DR	140	12	8608N	8613N
DD 60 Series	DR 35SI, J-180 Mt., (33SI Upgrade) 110 Amp, Std.		DR	140	12	8607N	8612N	
DD 60 Series	DR 35SI, J-180 Mtg, 135 Amp, Repl. 33SI, Std.		DR	140	12	8607N	8612N	
DD 60 Series	DR 35SI, Quad Mt., Repl.34SI, 135 Amp		DR	140	12	8608N	8613N	
DD 60 Series	1995-94	DR 36SI, J-180 Mt. (33SI Upgrade) 170 Amp	DR	170	12	8612N		
DD 60 Series		DR 36SI, Quad Mt., 170 Amp, Repl. 34SI	DR	170	12	8613N		
DD 60 Series		Delco 21SI, 115 Amp	DR	145-160	12	7685N	8076N	
DD 60 Series		Delco 21SI, 130 Amp	DR	130	12	7681N	7685N	
DD 60 Series		Delco 21SI, 145 Amp, 14.1 Vset	DR	145-160	12	7685N	8076N	
DD 60 Series		Delco 21SI, 145 Amp, 14.5 Vset	DR	145-160	12	7685N-1	8076N	
DD 60 Series		1995-88	Bosch Replacement Unit, 160 Amp, 3 Mounting Ears	BO	160	12	12490N	12715N
DD 60 Series			Bosch Replacement Unit, 200 Amp	BO	200	12	12715N	
DD 60 Series			DR 30SI, 105 Amp, w/R Pin, w/o Transformer	DR	105	12	7940N	
DD 60 Series			Leece Neville 2500JB, 90 Amp	LN	130	12	7612N	7613N
DD 60 Series	Leece Neville 2600JB, 105 Amp	LN	130	12	7612N	7613N		
DD 60 Series	Leece Neville 2700JB, 130 Amp	LN	130	12	7612N	7613N		
DD 60 Series	Leece Neville 2805JB, 145 Amp	LN	160	12	7613N	7613N-LC		
DD 60 Series	Leece Neville LC Series, 160 Amp, stator activated, 239 mm Rotor OAL	LN	160	12	7613N-LC			
DD 60 Series	Leece Neville, IR/EF, 160 Amp, trio activated, (235mm rotor OAL)	LN	160	12	7613N	7613N-LC		
DD 60 Series	Motorola 8LHA, 130 Amp, Std. Regulator	LN	160	12	8329N			
DD 60 Series	Motorola 8LHA, 140 Amp, Std. Regulator	LN	160	12	8329N			
DD 60 Series	1993-92	Delco 26SI, 85 Amp, w/Relay Terminal	DR	85	12	8066N		
DD 60 Series		1992-88	Delco 21SI, 130 Amp	DR	130	12	7681N	7685N
DD 60 Series	Delco 21SI, 145 Amp, 14.1 Vset	DR	145-160	12	7685N	8076N		
DD 60 Series	Delco 21SI, 145 Amp, 14.5 Vset	DR	145-160	12	7685N-1	8076N		
DD 60 Series	1993	Delco 21SI (Early '93)	DR	130	12	7681N	7685N	
DD 60 Series		Delco 21SI (Early '93) 14.1 Vset	DR	145-160	12	7685N	8076N	
DD 60 Series		Delco 21SI (Early '93) 14.5 Vset	DR	145-160	12	7685N-1	8076N	
DD 60 Series		Delco 21SI (Late '93)	DR	130	12	7681N	7685N	
DD 60 Series	Delco 21SI (Late '93) 14.1 Vset	DR	145-160	12	7685N	8076N		
DD 60 Series	1991	Delco 25SI Alternator	DR	85	12	8066N		
DD 60 Series								
T800								
Caterpillar 3176	1997-96	DR 22SI J-180 Mt., 130 Amp, 14.1 Vset	DR	145	12	8078N	7685N	
Caterpillar 3176		DR 22SI J-180 Mt., 130-145 Amp, 14.5 Vset	DR	145	12	8078N-1	7685N	
Caterpillar 3176		DR 22SI J-180 Mt., 145 Amp, 14.1 Vset	DR	145	12	8078N	7685N	
Caterpillar 3176		DR 33SI, J-180 Mt., #10 R Term., 135 Amp, Std.	DR	135	12	8083N	8612N	
Caterpillar 3176		DR 33SI, J-180Mt., #10 R Term, 110 Amp, Std.	DR	110	12	8081N	8612N	
Caterpillar 3176		Opt. Serv. Repl., DR 24SI, J180 Mt., 160 Amp	DR	160	12	8718N		
Caterpillar 3176		1997-91	Bosch Replacement Unit, 160 Amp, 3 Mounting Ears	BO	160	12	12490N	12715N
Caterpillar 3176			Bosch Replacement Unit, 200 Amp	BO	200	12	12715N	
Caterpillar 3176			Leece Neville 2500JB, 90 Amp	LN	130	12	7612N	7613N
Caterpillar 3176			Leece Neville 2600JB, 105 Amp	LN	130	12	7612N	7613N
Caterpillar 3176			Leece Neville 2700JB, 130 Amp	LN	130	12	7612N	7613N
Caterpillar 3176			Leece Neville 2805JB, 145 Amp	LN	160	12	7613N	7613N-LC
Caterpillar 3176			Leece Neville LC Series, 160 Amp, stator activated, 239 mm Rotor OAL	LN	160	12	7613N-LC	
Caterpillar 3176			Leece Neville, IR/EF, 160 Amp, trio activated, (235mm rotor OAL)	LN	160	12	7613N	7613N-LC
Caterpillar 3176	Motorola 8LHA, 130 Amp, Std. Regulator	LN	160	12	8329N			
Caterpillar 3176	Motorola 8LHA, 140 Amp, Std. Regulator	LN	160	12	8329N			

ALTERNATORS AND GENERATORS

ENGINE	YEAR	APPLICATION	Mfg	Amp	Volt	PART NO.	OPT. NO.
Kenworth (Cont'd)							
T800 (Cont'd)							
Caterpillar 3176	1995-94	Delco 21SI, 115 Amp	DR	145-160	12	7685N	8076N
Caterpillar 3176		Delco 21SI, 130 Amp	DR	130	12	7681N	7685N
Caterpillar 3176		Delco 21SI, 145 Amp, 14.1 Vset	DR	145-160	12	7685N	8076N
Caterpillar 3176		Delco 21SI, 145 Amp, 14.5 Vset	DR	145-160	12	7685N-1	8076N
Caterpillar 3176	1995-91	DR 30SI, 105 Amp, w/R Pin, w/o Transformer	DR	105	12	7940N	
Caterpillar 3176	1993-92	Delco 26SI, 85 Amp, w/Relay Terminal	DR	85	12	8066N	
Caterpillar 3176	1992-91	Delco 21SI, 130 Amp	DR	130	12	7681N	7685N
Caterpillar 3176		Delco 21SI, 145 Amp, 14.1 Vset	DR	145-160	12	7685N	8076N
Caterpillar 3176		Delco 21SI, 145 Amp, 14.5 Vset	DR	145-160	12	7685N-1	8076N
Caterpillar 3176	1993	Delco 21SI (Early '93)	DR	130	12	7681N	7685N
Caterpillar 3176		Delco 21SI (Early '93) 14.1 Vset	DR	145-160	12	7685N	8076N
Caterpillar 3176		Delco 21SI (Early '93) 14.5 Vset	DR	145-160	12	7685N-1	8076N
Caterpillar 3176		Delco 21SI (Late '93)	DR	130	12	7681N	7685N
Caterpillar 3176		Delco 21SI (Late '93) 14.1 Vset	DR	145-160	12	7685N	8076N
Caterpillar 3176	1991	Delco 25SI Alternator	DR	85	12	8066N	
Caterpillar 3306	1999-96	DR 22SI J-180 Mt., 130 Amp, 14.1 Vset	DR	145	12	8078N	7685N
Caterpillar 3306		DR 22SI J-180 Mt., 130-145 Amp, 14.5 Vset	DR	145	12	8078N-1	7685N
Caterpillar 3306		DR 22SI J-180 Mt., 145 Amp, 14.1 Vset	DR	145	12	8078N	7685N
Caterpillar 3306		DR 33SI, J-180 Mt., #10 R Term., 135 Amp, Std.	DR	135	12	8083N	8612N
Caterpillar 3306		DR 33SI, J-180Mt., #10 R Term, 110 Amp, Std.	DR	110	12	8081N	8612N
Caterpillar 3306		Opt. Serv. Repl., DR 24SI, J180 Mt., 160 Amp	DR	160	12	8718N	
Caterpillar 3306	1999-91	Leece Neville 2700JB, 130 Amp	LN	130	12	7612N	7613N
Caterpillar 3306		Leece Neville 2805JB, 145 Amp	LN	160	12	7613N	7613N-LC
Caterpillar 3306		Leece Neville LC Series, 160 Amp, stator activated, 239 mm Rotor OAL	LN	160	12	7613N-LC	
Caterpillar 3306		Leece Neville, IR/EF, 160 Amp, trio activated, (235mm rotor OAL)	LN	160	12	7613N	7613N-LC
Caterpillar 3306		Motorola 8LHA, 130 Amp, Std. Regulator	LN	160	12	8329N	
Caterpillar 3306		Motorola 8LHA, 140 Amp, Std. Regulator	LN	160	12	8329N	
Caterpillar 3306	1999-86	Bosch Replacement Unit, 160 Amp, 3 Mounting Ears	BO	160	12	12490N	12715N
Caterpillar 3306		Bosch Replacement Unit, 200 Amp	BO	200	12	12715N	
Caterpillar 3306		Leece Neville 2500JB, 90 Amp	LN	130	12	7612N	7613N
Caterpillar 3306		Leece Neville 2600JB, 105 Amp	LN	130	12	7612N	7613N
Caterpillar 3306	1995-94	Delco 21SI, 115 Amp	DR	145-160	12	7685N	8076N
Caterpillar 3306		Delco 21SI, 130 Amp	DR	130	12	7681N	7685N
Caterpillar 3306		Delco 21SI, 145 Amp, 14.1 Vset	DR	145-160	12	7685N	8076N
Caterpillar 3306		Delco 21SI, 145 Amp, 14.5 Vset	DR	145-160	12	7685N-1	8076N
Caterpillar 3306	1995-86	DR 30SI, 105 Amp, w/R Pin, w/o Transformer	DR	105	12	7940N	
Caterpillar 3306	1993-92	Delco 26SI, 85 Amp, w/Relay Terminal	DR	85	12	8066N	
Caterpillar 3306	1992-91	Delco 21SI, 130 Amp	DR	130	12	7681N	7685N
Caterpillar 3306		Delco 21SI, 145 Amp, 14.1 Vset	DR	145-160	12	7685N	8076N
Caterpillar 3306		Delco 21SI, 145 Amp, 14.5 Vset	DR	145-160	12	7685N-1	8076N
Caterpillar 3306	1991-87	Delco 25SI Alternator	DR	85	12	8066N	
Caterpillar 3306	1990-86	30SI Delco, 90 Amp, w/o Transformer	DR	90	12	7262N	
Caterpillar 3306		30SI Delco, 90 Amp, w/Transformer	DR	90	12	7256N	
Caterpillar 3306		Motorola Loadhandler	LN	160	12	8329N	
Caterpillar 3306	1993	Delco 21SI (Early '93)	DR	130	12	7681N	7685N
Caterpillar 3306		Delco 21SI (Early '93) 14.1 Vset	DR	145-160	12	7685N	8076N
Caterpillar 3306		Delco 21SI (Early '93) 14.5 Vset	DR	145-160	12	7685N-1	8076N
Caterpillar 3306		Delco 21SI (Late '93)	DR	130	12	7681N	7685N
Caterpillar 3306		Delco 21SI (Late '93) 14.1 Vset	DR	145-160	12	7685N	8076N
Caterpillar 3306	1986	Delco 25SI Alternator	DR	75	12	7255N	8066N
Caterpillar 3406	2008-96	DR 33SI, J-180 Mt., #10 R Term., 135 Amp, Std.	DR	135	12	8083N	8612N
Caterpillar 3406		DR 33SI, J-180 Mt., 135 Amp, Road Gang Pkg.	DR	140	12	8607N	8612N
Caterpillar 3406		DR 33SI, J-180Mt., #10 R Term, 110 Amp, Std.	DR	110	12	8081N	8612N
Caterpillar 3406		DR 35SI HP, J-180 Mtg. 140 Amp, Repl. 33SI, High Temp Pkg. .	DR	140	12	8607N	8612N
Caterpillar 3406		DR 35SI, J-180 Mtg, 135 Amp, Repl. 33SI, Std.	DR	140	12	8607N	8612N
Caterpillar 3406		DR 35SI, J-180 Mtg. 135 Amp, Repl. 33SI, Road Gang Pkg.	DR	140	12	8607N	8612N
Caterpillar 3406		DR 36SI, J-180 Mt. (33SI Upgrade) 170 Amp	DR	170	12	8612N	
Caterpillar 3406	2004-96	DR 22SI J-180 Mt., 130 Amp, 14.1 Vset	DR	145	12	8078N	7685N
Caterpillar 3406		DR 22SI J-180 Mt., 130-145 Amp, 14.5 Vset	DR	145	12	8078N-1	7685N
Caterpillar 3406		DR 22SI J-180 Mt., 145 Amp, 14.1 Vset	DR	145	12	8078N	7685N
Caterpillar 3406		Opt. Serv. Repl., DR 24SI, J180 Mt., 160 Amp	DR	160	12	8718N	
Caterpillar 3406	2004-91	Leece Neville 2700JB, 130 Amp	LN	130	12	7612N	7613N
Caterpillar 3406		Leece Neville 2805JB, 145 Amp	LN	160	12	7613N	7613N-LC

ALTERNATORS

ALTERNATORS AND GENERATORS

ENGINE	YEAR	APPLICATION	Mfg	Amp	Volt	PART NO.	OPT. NO.
Kenworth (Cont'd)							
T800 (Cont'd)							
Caterpillar 3406	2004-91	Leece Neville LC Series, 160 Amp, stator activated, 239 mm Rotor OAL	LN	160	12	7613N-LC	
Caterpillar 3406		Leece Neville, IR/EF, 160 Amp, trio activated, (235mm rotor OAL)	LN	160	12	7613N	7613N-LC
Caterpillar 3406		Motorola 8LHA, 130 Amp, Std. Regulator	LN	160	12	8329N	
Caterpillar 3406		Motorola 8LHA, 140 Amp, Std. Regulator	LN	160	12	8329N	
Caterpillar 3406	2004-86	Bosch Replacement Unit, 160 Amp, 3 Mounting Ears	BO	160	12	12490N	12715N
Caterpillar 3406		Bosch Replacement Unit, 200 Amp	BO	200	12	12715N	
Caterpillar 3406		Leece Neville 2500JB, 90 Amp	LN	130	12	7612N	7613N
Caterpillar 3406		Leece Neville 2600JB, 105 Amp	LN	130	12	7612N	7613N
Caterpillar 3406	1995-94	Delco 21SI, 115 Amp	DR	145-160	12	7685N	8076N
Caterpillar 3406		Delco 21SI, 130 Amp	DR	130	12	7681N	7685N
Caterpillar 3406		Delco 21SI, 145 Amp, 14.1 Vset	DR	145-160	12	7685N	8076N
Caterpillar 3406		Delco 21SI, 145 Amp, 14.5 Vset	DR	145-160	12	7685N-1	8076N
Caterpillar 3406	1995-86	DR 30SI, 105 Amp, w/R Pin, w/o Transformer	DR	105	12	7940N	
Caterpillar 3406	1993-92	Delco 26SI, 85 Amp, w/Relay Terminal	DR	85	12	8066N	
Caterpillar 3406	1992-91	Delco 21SI, 130 Amp	DR	130	12	7681N	7685N
Caterpillar 3406		Delco 21SI, 145 Amp, 14.1 Vset	DR	145-160	12	7685N	8076N
Caterpillar 3406		Delco 21SI, 145 Amp, 14.5 Vset	DR	145-160	12	7685N-1	8076N
Caterpillar 3406	1991-87	Delco 25SI Alternator	DR	85	12	8066N	
Caterpillar 3406	1990-86	30SI Delco, 90 Amp, w/o Transformer	DR	90	12	7262N	
Caterpillar 3406		30SI Delco, 90 Amp, w/Transformer	DR	90	12	7256N	
Caterpillar 3406		Motorola Loadhandler	LN	160	12	8329N	
Caterpillar 3406	1993	Delco 21SI (Early '93)	DR	130	12	7681N	7685N
Caterpillar 3406		Delco 21SI (Early '93) 14.1 Vset	DR	145-160	12	7685N	8076N
Caterpillar 3406		Delco 21SI (Early '93) 14.5 Vset	DR	145-160	12	7685N-1	8076N
Caterpillar 3406		Delco 21SI (Late '93)	DR	130	12	7681N	7685N
Caterpillar 3406		Delco 21SI (Late '93) 14.1 Vset	DR	145-160	12	7685N	8076N
Caterpillar 3406	1986	Delco 25SI Alternator	DR	75	12	7255N	8066N
Caterpillar C-10	2008-97	DR 33SI, J-180 Mt., #10 R Term., 135 Amp, Std.	DR	135	12	8083N	8612N
Caterpillar C-10		DR 33SI, J-180 Mt., 135 Amp, Road Gang Pkg.	DR	140	12	8607N	8612N
Caterpillar C-10		DR 33SI, J-180Mt., #10 R Term, 110 Amp, Std.	DR	110	12	8081N	8612N
Caterpillar C-10		DR 35SI HP, J-180 Mtg, 140 Amp, Repl. 33SI, High Temp Pkg.	DR	140	12	8607N	8612N
Caterpillar C-10		DR 35SI, J-180 Mtg, 135 Amp, Repl. 33SI, Std.	DR	140	12	8607N	8612N
Caterpillar C-10		DR 35SI, J-180 Mtg. 135 Amp, Repl. 33SI, Road Gang Pkg.	DR	140	12	8607N	8612N
Caterpillar C-10		DR 36SI, J-180 Mt. (33SI Upgrade) 170 Amp	DR	170	12	8612N	
Caterpillar C-10	2003-97	Bosch Replacement Unit, 160 Amp, 3 Mounting Ears	BO	160	12	12490N	12715N
Caterpillar C-10		Bosch Replacement Unit, 200 Amp	BO	200	12	12715N	
Caterpillar C-10		DR 22SI J-180 Mt., 130 Amp, 14.1 Vset	DR	145	12	8078N	7685N
Caterpillar C-10		DR 22SI J-180 Mt., 130-145 Amp, 14.5 Vset	DR	145	12	8078N-1	7685N
Caterpillar C-10		DR 22SI J-180 Mt., 145 Amp, 14.1 Vset	DR	145	12	8078N	7685N
Caterpillar C-10		Leece Neville 2500JB, 90 Amp	LN	130	12	7612N	7613N
Caterpillar C-10		Leece Neville 2600JB, 105 Amp	LN	130	12	7612N	7613N
Caterpillar C-10		Leece Neville 2700JB, 130 Amp	LN	130	12	7612N	7613N
Caterpillar C-10		Leece Neville 2805JB, 145 Amp	LN	160	12	7613N	7613N-LC
Caterpillar C-10		Leece Neville LC Series, 160 Amp, stator activated, 239 mm Rotor OAL	LN	160	12	7613N-LC	
Caterpillar C-10		Leece Neville, IR/EF, 160 Amp, trio activated, (235mm rotor OAL)	LN	160	12	7613N	7613N-LC
Caterpillar C-10		Motorola 8LHA, 130 Amp, Std. Regulator	LN	160	12	8329N	
Caterpillar C-10		Motorola 8LHA, 140 Amp, Std. Regulator	LN	160	12	8329N	
Caterpillar C-10		Opt. Serv. Repl., DR 24SI, J180 Mt., 160 Amp	DR	160	12	8718N	
Caterpillar C-11	2008-05	DR 35SI HP, Quad Pad Mt., 140 Amp, High Temp. Pkg.	DR	140	12	8609N	8614N
Caterpillar C-11		DR 35SI, Quad Pad Mt, 110 Amp Std.	DR	140	12	8609N	8614N
Caterpillar C-11		DR 35SI, Quad Pad Mt., 135 Amp, Remote Sense	DR	140	12	8609N	8614N
Caterpillar C-11		DR 35SI, Quad Pad Mt., 135 Amp, Road Gang Pkg.	DR	140	12	8609N	8614N
Caterpillar C-11		DR 35SI, Quad Pad Mt., 135 Amp, Std.	DR	140	12	8609N	8614N
Caterpillar C-11		Opt. Ser. Repl. DR 24SI, Quad Pad Mt., 160 Amp	DR	160	12	8719N	
Caterpillar C-11		Opt. Serv. Repl., DR 24SI Quad Pad Mt., 145 Amp	DR	160	12	8707N	
Caterpillar C-11		Opt. Serv. Repl., DR 24SI Quad Pad Mt., 160 Amp	DR	160	12	8707N	
Caterpillar C-11		Opt. Serv. Repl., DR 24SI, Quad Pad Mt., 130 Amp	DR	160	12	8707N	
Caterpillar C-11	2007-05	Bosch IR/IF, Repl. Unit, Quad Pad Mtg, 160 Amp	BO	160	12	12491N	12716N
Caterpillar C-11		Bosch IR/IF, Repl. Unit, Quad Pad Mtg, 200 Amp	BO	200	12	12716N	
Caterpillar C-11		Delco 22SI, Quad Pad Mt, 100 Amp	DR	145	12	8362N	12491N
Caterpillar C-11		Delco 22SI, Quad Pad Mt, 145 Amp	DR	145	12	8362N	12491N
Caterpillar C-11		DR 22SI Quad Pad Mt., 130 Amp	DR	145	12	8362N	12491N

ALTERNATORS AND GENERATORS

ENGINE	YEAR	APPLICATION	Mfg	Amp	Volt	PART NO.	OPT. NO.
Kenworth (Cont'd)							
T800 (Cont'd)							
Caterpillar C-11	2007-05	DR 34SI, Quad Pad Mtg., 135 Amp, Remote Sense	DR	140	12	8609N	8614N
Caterpillar C-11		DR 34SI, Quad Pad Mtg., 135 Amp, Road Gang Pkg.	DR	140	12	8609N	8614N
Caterpillar C-11		DR36SI HP,Quad Pad Mt., 170 Amp, High Temp Pkg.	DR	170	12	8614N	
Caterpillar C-11		LN, 160 Amp, w/Lamp Driver Reg.	DR	170	12	8614N	
Caterpillar C-11		Motorola, 140 Amp, No Smart Check Reg.	LN	160	12	8410N	8410N
Caterpillar C-11		Motorola, 160 Amp, No Smart Check Reg.	LN	160	12	8410N	8410N
Caterpillar C-11		Std. DR 34SI, 110 Amp, Quad Pad Mt.	DR	140	12	8609N	8614N
Caterpillar C-11		Std. DR 34SI, 135 Amp, Quad Pad Mt.	DR	135	12	8096N	8614N
Caterpillar C-12	2008-97	DR 33SI, J-180 Mt., #10 R Term., 135 Amp, Std.	DR	135	12	8083N	8612N
Caterpillar C-12		DR 33SI, J-180 Mt., 135 Amp, Road Gang Pkg.	DR	140	12	8607N	8612N
Caterpillar C-12		DR 33SI, J-180Mt., #10 R Term, 110 Amp, Std.	DR	110	12	8081N	8612N
Caterpillar C-12		DR 35SI HP, J-180 Mtg. 140 Amp, Repl. 33SI, High Temp Pkg. .	DR	140	12	8607N	8612N
Caterpillar C-12		DR 35SI, J-180 Mtg, 135 Amp, Repl. 33SI, Std.	DR	140	12	8607N	8612N
Caterpillar C-12		DR 35SI, J-180 Mtg. 135 Amp, Repl. 33SI, Road Gang Pkg.	DR	140	12	8607N	8612N
Caterpillar C-12		DR 36SI, J-180 Mt. (33SI Upgrade) 170 Amp	DR	170	12	8612N	
Caterpillar C-12	2005-97	Bosch Replacement Unit, 160 Amp, 3 Mounting Ears	BO	160	12	12490N	12715N
Caterpillar C-12		Bosch Replacement Unit, 200 Amp	BO	200	12	12715N	
Caterpillar C-12		DR 22SI J-180 Mt., 130 Amp, 14.1 Vset	DR	145	12	8078N	7685N
Caterpillar C-12		DR 22SI J-180 Mt., 130-145 Amp, 14.5 Vset	DR	145	12	8078N-1	7685N
Caterpillar C-12		DR 22SI J-180 Mt., 145 Amp, 14.1 Vset	DR	145	12	8078N	7685N
Caterpillar C-12		Leece Neville 2500JB, 90 Amp	LN	130	12	7612N	7613N
Caterpillar C-12		Leece Neville 2600JB, 105 Amp	LN	130	12	7612N	7613N
Caterpillar C-12		Leece Neville 2700JB, 130 Amp	LN	130	12	7612N	7613N
Caterpillar C-12		Leece Neville 2805JB, 145 Amp	LN	160	12	7613N	7613N-LC
Caterpillar C-12		Leece Neville LC Series, 160 Amp, stator activated, 239 mm Rotor OAL	LN	160	12	7613N-LC	
Caterpillar C-12		Leece Neville, IR/EF, 160 Amp, trio activated, (235mm rotor OAL)	LN	160	12	7613N	7613N-LC
Caterpillar C-12		Motorola 8LHA, 130 Amp, Std. Regulator	LN	160	12	8329N	
Caterpillar C-12		Motorola 8LHA, 140 Amp, Std. Regulator	LN	160	12	8329N	
Caterpillar C-12		Opt. Serv. Repl., DR 24SI, J180 Mt., 160 Amp	DR	160	12	8718N	
Caterpillar C-13	2008-04	DR 35SI HP, Quad Pad Mt., 140 Amp, High Temp. Pkg.	DR	140	12	8609N	8614N
Caterpillar C-13		DR 35SI, Quad Pad Mt, 110 Amp Std.	DR	140	12	8609N	8614N
Caterpillar C-13		DR 35SI, Quad Pad Mt., 135 Amp, Remote Sense	DR	140	12	8609N	8614N
Caterpillar C-13		DR 35SI, Quad Pad Mt., 135 Amp, Road Gang Pkg.	DR	140	12	8609N	8614N
Caterpillar C-13		DR 35SI, Quad Pad Mt., 135 Amp, Std.	DR	140	12	8609N	8614N
Caterpillar C-13		Opt. Ser. Repl. DR 24SI, Quad Pad Mt., 160 Amp	DR	160	12	8719N	
Caterpillar C-13	2007-04	Bosch IR/IF, Repl. Unit, Quad Pad Mtg, 160 Amp	BO	160	12	12491N	12716N
Caterpillar C-13		Bosch IR/IF, Repl. Unit, Quad Pad Mtg, 200 Amp	BO	200	12	12716N	
Caterpillar C-13		Delco 22SI, Quad Pad Mt, 100 Amp	DR	145	12	8362N	12491N
Caterpillar C-13		Delco 22SI, Quad Pad Mt, 145 Amp	DR	145	12	8362N	12491N
Caterpillar C-13		DR 22SI Quad Pad Mt., 130 Amp	DR	145	12	8362N	12491N
Caterpillar C-13		DR 34SI, Quad Pad Mtg., 135 Amp, Remote Sense	DR	140	12	8609N	8614N
Caterpillar C-13		DR 34SI, Quad Pad Mtg., 135 Amp, Road Gang Pkg.	DR	140	12	8609N	8614N
Caterpillar C-13		DR36SI HP,Quad Pad Mt., 170 Amp, High Temp Pkg.	DR	170	12	8614N	
Caterpillar C-13		LN, 160 Amp, w/Lamp Driver Reg.	DR	170	12	8614N	
Caterpillar C-13		Motorola, 140 Amp, No Smart Check Reg.	LN	160	12	8410N	8410N
Caterpillar C-13		Motorola, 160 Amp, No Smart Check Reg.	LN	160	12	8410N	8410N
Caterpillar C-13		Std. DR 34SI, 110 Amp, Quad Pad Mt.	DR	140	12	8609N	8614N
Caterpillar C-13		Std. DR 34SI, 135 Amp, Quad Pad Mt.	DR	135	12	8096N	8614N
Caterpillar C-15	2008-01	DR 35SI HP, Quad Pad Mt., 140 Amp, High Temp. Pkg.	DR	140	12	8609N	8614N
Caterpillar C-15		DR 35SI, Quad Pad Mt, 110 Amp Std.	DR	140	12	8609N	8614N
Caterpillar C-15		DR 35SI, Quad Pad Mt., 135 Amp, Remote Sense	DR	140	12	8609N	8614N
Caterpillar C-15		DR 35SI, Quad Pad Mt., 135 Amp, Road Gang Pkg.	DR	140	12	8609N	8614N
Caterpillar C-15		DR 35SI, Quad Pad Mt., 135 Amp, Std.	DR	140	12	8609N	8614N
Caterpillar C-15		Opt. Ser. Repl. DR 24SI, Quad Pad Mt., 160 Amp	DR	160	12	8719N	
Caterpillar C-15	2007-01	Bosch IR/IF, Repl. Unit, Quad Pad Mtg, 160 Amp	BO	160	12	12491N	12716N
Caterpillar C-15		Bosch IR/IF, Repl. Unit, Quad Pad Mtg, 200 Amp	BO	200	12	12716N	
Caterpillar C-15		Delco 22SI, Quad Pad Mt, 100 Amp	DR	145	12	8362N	12491N
Caterpillar C-15		Delco 22SI, Quad Pad Mt, 145 Amp	DR	145	12	8362N	12491N
Caterpillar C-15		DR 22SI Quad Pad Mt., 130 Amp	DR	145	12	8362N	12491N
Caterpillar C-15		DR 34SI, Quad Pad Mtg., 135 Amp, Remote Sense	DR	140	12	8609N	8614N
Caterpillar C-15		DR 34SI, Quad Pad Mtg., 135 Amp, Road Gang Pkg.	DR	140	12	8609N	8614N
Caterpillar C-15		DR36SI HP,Quad Pad Mt., 170 Amp, High Temp Pkg.	DR	170	12	8614N	
Caterpillar C-15		LN (Repl. 34SI) w/Lamp Driver Reg.	DR	170	12	8614N	
Caterpillar C-15		Moto (Repl. 34SI) 140 Amp, No Smart Check	LN	160	12	8410N	8410N

ALTERNATORS

ALTERNATORS AND GENERATORS

ENGINE	YEAR	APPLICATION	Mfg	Amp	Volt	PART NO.	OPT. NO.
Kenworth (Cont'd)							
T800 (Cont'd)							
Caterpillar C-15	2007-01	Moto (Repl. 34SI) 160 Amp, No Smart Check	LN	160	12	8410N	8410N
Caterpillar C-15		Std. DR 34SI, 110 Amp, Quad Pad Mt.	DR	140	12	8609N	8614N
Caterpillar C-15		Std. DR 34SI, 135 Amp, Quad Pad Mt.	DR	135	12	8096N	8614N
Caterpillar C-15	2000-97	Bosch Replacement Unit, 160 Amp, 3 Mounting Ears	BO	160	12	12490N	12715N
Caterpillar C-15		Bosch Replacement Unit, 200 Amp	BO	200	12	12715N	
Caterpillar C-15		DR 22SI J-180 Mt., 130 Amp, 14.1 Vset	DR	145	12	8078N	7685N
Caterpillar C-15		DR 22SI J-180 Mt., 130-145 Amp, 14.5 Vset	DR	145	12	8078N-1	7685N
Caterpillar C-15		DR 22SI J-180 Mt., 145 Amp, 14.1 Vset	DR	145	12	8078N	7685N
Caterpillar C-15		DR 33SI, J-180 Mt., #10 R Term., 135 Amp, Std.	DR	135	12	8083N	8612N
Caterpillar C-15		DR 33SI, J-180 Mt., 135 Amp, Road Gang Pkg.	DR	140	12	8607N	8612N
Caterpillar C-15		DR 33SI, J-180Mt., #10 R Term, 110 Amp, Std.	DR	110	12	8081N	8612N
Caterpillar C-15		DR 35SI HP, J-180 Mtg. 140 Amp, Repl. 33SI, High Temp Pkg. .	DR	140	12	8607N	8612N
Caterpillar C-15		DR 35SI, J-180 Mtg, 135 Amp, Repl. 33SI, Std.	DR	140	12	8607N	8612N
Caterpillar C-15		DR 35SI, J-180 Mtg. 135 Amp, Repl. 33SI, Road Gang Pkg.	DR	140	12	8607N	8612N
Caterpillar C-15		DR 36SI, J-180 Mt. (33SI Upgrade) 170 Amp	DR	170	12	8612N	
Caterpillar C-15		Leece Neville 2500JB, 90 Amp	LN	130	12	7612N	7613N
Caterpillar C-15		Leece Neville 2600JB, 105 Amp	LN	130	12	7612N	7613N
Caterpillar C-15		Leece Neville 2700JB, 130 Amp	LN	130	12	7612N	7613N
Caterpillar C-15		Leece Neville 2805JB, 145 Amp	LN	160	12	7613N	7613N-LC
Caterpillar C-15		Leece Neville LC Series, 160 Amp, stator activated, 239 mm Rotor OAL	LN	160	12	7613N-LC	
Caterpillar C-15		Leece Neville, IR/EF, 160 Amp, trio activated, (235mm rotor OAL)	LN	160	12	7613N	7613N-LC
Caterpillar C-15		Motorola 8LHA, 130 Amp, Std. Regulator	LN	160	12	8329N	
Caterpillar C-15		Motorola 8LHA, 140 Amp, Std. Regulator	LN	160	12	8329N	
Caterpillar C-15		Opt. Serv. Repl., DR 24SI, J180 Mt., 160 Amp	DR	160	12	8718N	
Caterpillar C-16	2008-02	DR 35SI HP, Quad Pad Mt., 140 Amp, High Temp. Pkg.	DR	140	12	8609N	8614N
Caterpillar C-16		DR 35SI, Quad Pad Mt, 110 Amp Std.	DR	140	12	8609N	8614N
Caterpillar C-16		DR 35SI, Quad Pad Mt., 135 Amp, Remote Sense	DR	140	12	8609N	8614N
Caterpillar C-16		DR 35SI, Quad Pad Mt., 135 Amp, Road Gang Pkg.	DR	140	12	8609N	8614N
Caterpillar C-16		DR 35SI, Quad Pad Mt., 135 Amp, Std.	DR	140	12	8609N	8614N
Caterpillar C-16	2003-02	Bosch IR/IF, Repl. Unit, Quad Pad Mtg, 160 Amp	BO	160	12	12491N	12716N
Caterpillar C-16		Bosch IR/IF, Repl. Unit, Quad Pad Mtg, 200 Amp	BO	200	12	12716N	
Caterpillar C-16		Delco 22SI, Quad Pad Mt, 100 Amp	DR	145	12	8362N	12491N
Caterpillar C-16		Delco 22SI, Quad Pad Mt, 145 Amp	DR	145	12	8362N	12491N
Caterpillar C-16		DR 22SI Quad Pad Mt., 130 Amp	DR	145	12	8362N	12491N
Caterpillar C-16		DR 34SI, Quad Pad Mtg., 135 Amp, Remote Sense	DR	140	12	8609N	8614N
Caterpillar C-16		DR 34SI, Quad Pad Mtg., 135 Amp, Road Gang Pkg.	DR	140	12	8609N	8614N
Caterpillar C-16		DR36SI HP,Quad Pad Mt., 170 Amp, High Temp Pkg.	DR	170	12	8614N	
Caterpillar C-16		LN (Repl. 34SI) w/Lamp Driver Reg.	DR	170	12	8614N	
Caterpillar C-16		Moto (Repl. 34SI) 140 Amp, No Smart Check	LN	160	12	8410N	8410N
Caterpillar C-16		Moto (Repl. 34SI) 160 Amp, No Smart Check	LN	160	12	8410N	8410N
Caterpillar C-16		Opt. Ser. Repl. DR 24SI, Quad Pad Mt., 160 Amp	DR	160	12	8719N	
Caterpillar C-16		Std. DR 34SI, 110 Amp, Quad Pad Mt.	DR	140	12	8609N	8614N
Caterpillar C-16		Std. DR 34SI, 135 Amp, Quad Pad Mt.	DR	135	12	8096N	8614N
Cummins 8.3L ISC	2008-03	Opt. Ser. Repl. DR 24SI, Quad Pad Mt., 160 Amp	DR	160	12	8719N	
Cummins 8.3L ISC		Opt. Serv. Repl., DR 24SI Quad Pad Mt., 145 Amp	DR	160	12	8707N	
Cummins 8.3L ISC		Opt. Serv. Repl., DR 24SI Quad Pad Mt., 160 Amp	DR	160	12	8707N	
Cummins 8.3L ISC		Opt. Serv. Repl., DR 24SI, Quad Pad Mt., 130 Amp	DR	160	12	8707N	
Cummins 8.3L ISC	2007-03	Bosch IR/IF, Repl. Unit, Quad Pad Mtg, 160 Amp	BO	160	12	12491N	12716N
Cummins 8.3L ISC		Bosch IR/IF, Repl. Unit, Quad Pad Mtg, 200 Amp	BO	200	12	12716N	
Cummins 8.3L ISC		Delco 22SI, Quad Pad Mt, 100 Amp	DR	145	12	8362N	12491N
Cummins 8.3L ISC		Delco 22SI, Quad Pad Mt, 145 Amp	DR	145	12	8362N	12491N
Cummins 8.3L ISC		DR 22SI Quad Pad Mt., 130 Amp	DR	145	12	8362N	12491N
Cummins 8.3L ISC	2002-98	Bosch Replacement Unit, 160 Amp, 3 Mounting Ears	BO	160	12	12490N	12715N
Cummins 8.3L ISC		Bosch Replacement Unit, 200 Amp	BO	200	12	12715N	
Cummins 8.3L ISC		DR 22SI J-180 Mt., 130 Amp, 14.1 Vset	DR	145	12	8078N	7685N
Cummins 8.3L ISC		DR 22SI J-180 Mt., 130-145 Amp, 14.5 Vset	DR	145	12	8078N-1	7685N
Cummins 8.3L ISC		DR 22SI J-180 Mt., 145 Amp, 14.1 Vset	DR	145	12	8078N	7685N
Cummins 8.3L ISC		Leece Neville 2500JB, 90 Amp	LN	130	12	7612N	7613N
Cummins 8.3L ISC		Leece Neville 2600JB, 105 Amp	LN	130	12	7612N	7613N
Cummins 8.3L ISC		Leece Neville 2700JB, 130 Amp	LN	130	12	7612N	7613N
Cummins 8.3L ISC		Leece Neville 2805JB, 145 Amp	LN	160	12	7613N	7613N-LC
Cummins 8.3L ISC		Leece Neville LC Series, 160 Amp, stator activated, 239 mm Rotor OAL	LN	160	12	7613N-LC	

ALTERNATORS AND GENERATORS

ENGINE	YEAR	APPLICATION	Mfg	Amp	Volt	PART NO.	OPT. NO.
Kenworth (Cont'd)							
T800 (Cont'd)							
Cummins 8.3L ISC	2002-98	Leece Neville, IR/EF, 160 Amp, trio activated, (235mm rotor OAL)	LN	160	12	7613N	7613N-LC
Cummins 8.3L ISC		Motorola 8LHA, 130 Amp, Std. Regulator	LN	160	12	8329N	
Cummins 8.3L ISC		Motorola 8LHA, 140 Amp, Std. Regulator	LN	160	12	8329N	
Cummins 8.3L ISC		Opt. Serv. Repl., DR 24SI, J180 Mt., 160 Amp	DR	160	12	8718N	
Cummins 8.9L ISL	2008-02	Opt. Serv. Repl. DR 24SI, Quad Pad Mt., 160 Amp	DR	160	12	8719N	
Cummins 8.9L ISL		Opt. Serv. Repl., DR 24SI Quad Pad Mt., 145 Amp	DR	160	12	8707N	
Cummins 8.9L ISL		Opt. Serv. Repl., DR 24SI Quad Pad Mt., 160 Amp	DR	160	12	8707N	
Cummins 8.9L ISL		Opt. Serv. Repl., DR 24SI, Qaud Pad Mt., 130 Amp	DR	160	12	8707N	
Cummins 8.9L ISL	2007-02	Bosch IR/IF, Repl. Unit, Quad Pad Mtg, 160 Amp	BO	160	12	12491N	12716N
Cummins 8.9L ISL		Bosch IR/IF, Repl. Unit, Quad Pad Mtg, 200 Amp	BO	200	12	12716N	
Cummins 8.9L ISL		Delco 22SI, Quad Pad Mt, 100 Amp	DR	145	12	8362N	12491N
Cummins 8.9L ISL		Delco 22SI, Quad Pad Mt, 145 Amp	DR	145	12	8362N	12491N
Cummins 8.9L ISL		DR 22SI Quad Pad Mt., 130 Amp	DR	145	12	8362N	12491N
Cummins ISM	2008-03	Opt. Serv. Repl. DR 24SI, Quad Pad Mt., 160 Amp	DR	160	12	8719N	
Cummins ISM		Opt. Serv. Repl., DR 24SI Quad Pad Mt., 145 Amp	DR	160	12	8707N	
Cummins ISM		Opt. Serv. Repl., DR 24SI Quad Pad Mt., 160 Amp	DR	160	12	8707N	
Cummins ISM		Opt. Serv. Repl., DR 24SI, Qaud Pad Mt., 130 Amp	DR	160	12	8707N	
Cummins ISM	2007-03	Bosch IR/IF, Repl. Unit, Quad Pad Mtg, 160 Amp	BO	160	12	12491N	12716N
Cummins ISM		Bosch IR/IF, Repl. Unit, Quad Pad Mtg, 200 Amp	BO	200	12	12716N	
Cummins ISM		Delco 22SI, Quad Pad Mt, 100 Amp	DR	145	12	8362N	12491N
Cummins ISM		Delco 22SI, Quad Pad Mt, 145 Amp	DR	145	12	8362N	12491N
Cummins ISM		DR 22SI Quad Pad Mt., 130 Amp	DR	145	12	8362N	12491N
Cummins ISM	2002-98	Bosch Replacement Unit, 160 Amp, 3 Mounting Ears	BO	160	12	12490N	12715N
Cummins ISM		Bosch Replacement Unit, 200 Amp	BO	200	12	12715N	
Cummins ISM		DR 22SI J-180 Mt., 130 Amp, 14.1 Vset	DR	145	12	8078N	7685N
Cummins ISM		DR 22SI J-180 Mt., 130-145 Amp, 14.5 Vset	DR	145	12	8078N-1	7685N
Cummins ISM		DR 22SI J-180 Mt., 145 Amp, 14.1 Vset	DR	145	12	8078N	7685N
Cummins ISM		Leece Neville 2500JB, 90 Amp	LN	130	12	7612N	7613N
Cummins ISM		Leece Neville 2600JB, 105 Amp	LN	130	12	7612N	7613N
Cummins ISM		Leece Neville 2700JB, 130 Amp	LN	130	12	7612N	7613N
Cummins ISM		Leece Neville 2805JB, 145 Amp	LN	160	12	7613N	7613N-LC
Cummins ISM		Leece Neville LC Series, 160 Amp, stator activated, 239 mm Rotor OAL	LN	160	12	7613N-LC	
Cummins ISM		Leece Neville, IR/EF, 160 Amp, trio activated, (235mm rotor OAL)	LN	160	12	7613N	7613N-LC
Cummins ISM		Motorola 8LHA, 130 Amp, Std. Regulator	LN	160	12	8329N	
Cummins ISM		Motorola 8LHA, 140 Amp, Std. Regulator	LN	160	12	8329N	
Cummins ISM		Opt. Serv. Repl., DR 24SI, J180 Mt., 160 Amp	DR	160	12	8718N	
Cummins ISX	2008-03	Opt. Serv. Repl. DR 24SI, Quad Pad Mt., 160 Amp	DR	160	12	8719N	
Cummins ISX		Opt. Serv. Repl., DR 24SI Quad Pad Mt., 145 Amp	DR	160	12	8707N	
Cummins ISX		Opt. Serv. Repl., DR 24SI Quad Pad Mt., 160 Amp	DR	160	12	8707N	
Cummins ISX		Opt. Serv. Repl., DR 24SI, Qaud Pad Mt., 130 Amp	DR	160	12	8707N	
Cummins ISX	2007-03	Bosch IR/IF, Repl. Unit, Quad Pad Mtg, 160 Amp	BO	160	12	12491N	12716N
Cummins ISX		Bosch IR/IF, Repl. Unit, Quad Pad Mtg, 200 Amp	BO	200	12	12716N	
Cummins ISX		Delco 22SI, Quad Pad Mt, 100 Amp	DR	145	12	8362N	12491N
Cummins ISX		Delco 22SI, Quad Pad Mt, 145 Amp	DR	145	12	8362N	12491N
Cummins ISX		DR 22SI Quad Pad Mt., 130 Amp	DR	145	12	8362N	12491N
Cummins ISX	2002-00	Bosch Replacement Unit, 160 Amp, 3 Mounting Ears	BO	160	12	12490N	12715N
Cummins ISX		Bosch Replacement Unit, 200 Amp	BO	200	12	12715N	
Cummins ISX		DR 22SI J-180 Mt., 130 Amp, 14.1 Vset	DR	145	12	8078N	7685N
Cummins ISX		DR 22SI J-180 Mt., 130-145 Amp, 14.5 Vset	DR	145	12	8078N-1	7685N
Cummins ISX		DR 22SI J-180 Mt., 145 Amp, 14.1 Vset	DR	145	12	8078N	7685N
Cummins ISX		Leece Neville 2500JB, 90 Amp	LN	130	12	7612N	7613N
Cummins ISX		Leece Neville 2600JB, 105 Amp	LN	130	12	7612N	7613N
Cummins ISX		Leece Neville 2700JB, 130 Amp	LN	130	12	7612N	7613N
Cummins ISX		Leece Neville 2805JB, 145 Amp	LN	160	12	7613N	7613N-LC
Cummins ISX		Leece Neville LC Series, 160 Amp, stator activated, 239 mm Rotor OAL	LN	160	12	7613N-LC	
Cummins ISX		Leece Neville, IR/EF, 160 Amp, trio activated, (235mm rotor OAL)	LN	160	12	7613N	7613N-LC
Cummins ISX		Motorola 8LHA, 130 Amp, Std. Regulator	LN	160	12	8329N	
Cummins ISX		Motorola 8LHA, 140 Amp, Std. Regulator	LN	160	12	8329N	
Cummins ISX		Opt. Serv. Repl., DR 24SI, J180 Mt., 160 Amp	DR	160	12	8718N	
Cummins L-10	1997-96	DR 22SI J-180 Mt., 130 Amp, 14.1 Vset	DR	145	12	8078N	7685N
Cummins L-10		DR 22SI J-180 Mt., 130-145 Amp, 14.5 Vset	DR	145	12	8078N-1	7685N

ALTERNATORS

ALTERNATORS AND GENERATORS

ENGINE	YEAR	APPLICATION	Mfg	Amp	Volt	PART NO.	OPT. NO.
Kenworth (Cont'd)							
T800 (Cont'd)							
Cummins L-10	1997-96	DR 22SI J-180 Mt., 145 Amp, 14.1 Vset	DR	145	12	8078N	7685N
Cummins L-10		DR 33SI, J-180 Mt., #10 R Term., 135 Amp, Std.	DR	135	12	8083N	8612N
Cummins L-10		DR 33SI, J-180Mt., #10 R Term, 110 Amp, Std.	DR	110	12	8081N	8612N
Cummins L-10		Opt. Serv. Repl., DR 24SI, J180 Mt., 160 Amp	DR	160	12	8718N	
Cummins L-10	1997-93	Leece Neville 2700JB, 130 Amp	LN	130	12	7612N	7613N
Cummins L-10		Leece Neville 2805JB, 145 Amp	LN	160	12	7613N	7613N-LC
Cummins L-10		Leece Neville LC Series, 160 Amp, stator activated, 239 mm Rotor OAL	LN	160	12	7613N-LC	
Cummins L-10		Leece Neville, IR/EF, 160 Amp, trio activated, (235mm rotor OAL)	LN	160	12	7613N	7613N-LC
Cummins L-10		Motorola 8LHA, 130 Amp, Std. Regulator	LN	160	12	8329N	
Cummins L-10		Motorola 8LHA, 140 Amp, Std. Regulator	LN	160	12	8329N	
Cummins L-10	1997-87	Bosch Replacement Unit, 160 Amp, 3 Mounting Ears	BO	160	12	12490N	12715N
Cummins L-10		Bosch Replacement Unit, 200 Amp	BO	200	12	12715N	
Cummins L-10		Leece Neville 2500JB, 90 Amp	LN	130	12	7612N	7613N
Cummins L-10		Leece Neville 2600JB, 105 Amp	LN	130	12	7612N	7613N
Cummins L-10	1995-94	Delco 21SI, 115 Amp	DR	145-160	12	7685N	8076N
Cummins L-10		Delco 21SI, 130 Amp	DR	130	12	7681N	7685N
Cummins L-10		Delco 21SI, 145 Amp, 14.1 Vset	DR	145-160	12	7685N	8076N
Cummins L-10		Delco 21SI, 145 Amp, 14.5 Vset	DR	145-160	12	7685N-1	8076N
Cummins L-10	1995-87	DR 30SI, 105 Amp, w/R Pin, w/o Transformer	DR	105	12	7940N	
Cummins L-10	1993-87	Delco 26SI, 85 Amp, w/Relay Terminal	DR	85	12	8066N	
Cummins L-10	1992-87	30SI Delco, 90 Amp, w/o Transformer	DR	90	12	7262N	
Cummins L-10		30SI Delco, 90 Amp, w/Transformer	DR	90	12	7256N	
Cummins L-10		Delco 25SI Alternator	DR	75	12	7255N	8066N
Cummins L-10		Delco 25SI Alternator	DR	85	12	8066N	
Cummins L-10		Motorola Loadhandler	LN	160	12	8329N	
Cummins L-10	1993	Delco 21SI (Early '93)	DR	130	12	7681N	7685N
Cummins L-10		Delco 21SI (Early '93) 14.1 Vset	DR	145-160	12	7685N	8076N
Cummins L-10		Delco 21SI (Early '93) 14.5 Vset	DR	145-160	12	7685N-1	8076N
Cummins L-10		Delco 21SI (Late '93)	DR	130	12	7681N	7685N
Cummins L-10		Delco 21SI (Late '93) 14.1 Vset	DR	145-160	12	7685N	8076N
Cummins M11	2008-96	DR 33SI, J-180 Mt., #10 R Term., 135 Amp, Std.	DR	135	12	8083N	8612N
Cummins M11		DR 33SI, J-180Mt., #10 R Term, 110 Amp, Std.	DR	110	12	8081N	8612N
Cummins M11		DR 35SI Quad Mt., Repl.34SI, #10 R Term, 110 Amp	DR	140	12	8608N	8613N
Cummins M11		DR 35SI, J-180 Mt., (33SI Upgrade) 110 Amp, Std.	DR	140	12	8607N	8612N
Cummins M11		DR 35SI, J-180 Mtg, 135 Amp, Repl. 33SI, Std.	DR	140	12	8607N	8612N
Cummins M11		DR 35SI, Quad Mt., Repl.34SI, 135 Amp	DR	140	12	8608N	8613N
Cummins M11	2003-96	Delco 34SI, Quad Mt., 135 Amp	DR	135	12	8092N	8613N
Cummins M11		DR 22SI J-180 Mt., 130 Amp, 14.1 Vset	DR	145	12	8078N	7685N
Cummins M11		DR 22SI J-180 Mt., 130-145 Amp, 14.5 Vset	DR	145	12	8078N-1	7685N
Cummins M11		DR 22SI J-180 Mt., 145 Amp, 14.1 Vset	DR	145	12	8078N	7685N
Cummins M11		DR 34SI Quad Mt., 110 Amp	DR	135	12	8092N	8613N
Cummins M11		Opt. Serv. Repl., DR 24SI, J180 Mt., 160 Amp	DR	160	12	8718N	
Cummins M11	2003-93	Bosch Replacement Unit, 160 Amp, 3 Mounting Ears	BO	160	12	12490N	12715N
Cummins M11		Bosch Replacement Unit, 200 Amp	BO	200	12	12715N	
Cummins M11		Leece Neville 2500JB, 90 Amp	LN	130	12	7612N	7613N
Cummins M11		Leece Neville 2600JB, 105 Amp	LN	130	12	7612N	7613N
Cummins M11		Leece Neville 2700JB, 130 Amp	LN	130	12	7612N	7613N
Cummins M11		Leece Neville 2805JB, 145 Amp	LN	160	12	7613N	7613N-LC
Cummins M11		Leece Neville LC Series, 160 Amp, stator activated, 239 mm Rotor OAL	LN	160	12	7613N-LC	
Cummins M11		Leece Neville, IR/EF, 160 Amp, trio activated, (235mm rotor OAL)	LN	160	12	7613N	7613N-LC
Cummins M11		Motorola 8LHA, 130 Amp, Std. Regulator	LN	160	12	8329N	
Cummins M11		Motorola 8LHA, 140 Amp, Std. Regulator	LN	160	12	8329N	
Cummins M11	1995-94	Delco 21SI, 115 Amp	DR	145-160	12	7685N	8076N
Cummins M11		Delco 21SI, 130 Amp	DR	130	12	7681N	7685N
Cummins M11		Delco 21SI, 145 Amp, 14.1 Vset	DR	145-160	12	7685N	8076N
Cummins M11		Delco 21SI, 145 Amp, 14.5 Vset	DR	145-160	12	7685N-1	8076N
Cummins M11	1995-93	DR 30SI, 105 Amp, w/R Pin, w/o Transformer	DR	105	12	7940N	
Cummins M11	1993	Delco 21SI (Early '93)	DR	130	12	7681N	7685N
Cummins M11		Delco 21SI (Early '93) 14.1 Vset	DR	145-160	12	7685N	8076N
Cummins M11		Delco 21SI (Early '93) 14.5 Vset	DR	145-160	12	7685N-1	8076N
Cummins M11		Delco 21SI (Late '93)	DR	130	12	7681N	7685N
Cummins M11		Delco 21SI (Late '93) 14.1 Vset	DR	145-160	12	7685N	8076N

ALTERNATORS AND GENERATORS

ENGINE	YEAR	APPLICATION	Mfg	Amp	Volt	PART NO.	OPT. NO.
Kenworth (Cont'd)							
T800 (Cont'd)							
Cummins M11	1993	Delco 26SI, 85 Amp, w/Relay Terminal	DR	85	12	8066N	
Cummins N14	2008-96	DR 33SI, J-180 Mt., #10 R Term., 135 Amp, Std.	DR	135	12	8083N	8612N
Cummins N14		DR 33SI, J-180Mt., #10 R Term, 110 Amp, Std.	DR	110	12	8081N	8612N
Cummins N14		DR 35SI Quad Mt., Repl.34SI, #10 R Term, 110 Amp	DR	140	12	8608N	8613N
Cummins N14		DR 35SI, J-180 Mt., (33SI Upgrade) 110 Amp, Std.	DR	140	12	8607N	8612N
Cummins N14		DR 35SI, J-180 Mtg, 135 Amp, Repl. 33SI, Std.	DR	140	12	8607N	8612N
Cummins N14		DR 35SI, Quad Mt., Repl.34SI, 135 Amp	DR	140	12	8608N	8613N
Cummins N14	2003-96	Delco 34SI, Quad Mt., 135 Amp	DR	135	12	8092N	8613N
Cummins N14		DR 22SI J-180 Mt., 130 Amp, 14.1 Vset	DR	145	12	8078N	7685N
Cummins N14		DR 22SI J-180 Mt., 130-145 Amp, 14.5 Vset	DR	145	12	8078N-1	7685N
Cummins N14		DR 22SI J-180 Mt., 145 Amp, 14.1 Vset	DR	145	12	8078N	7685N
Cummins N14		DR 34SI Quad Mt., 110 Amp	DR	135	12	8092N	8613N
Cummins N14		Opt. Serv. Repl., DR 24SI, J180 Mt., 160 Amp	DR	160	12	8718N	
Cummins N14	2003-90	Bosch Replacement Unit, 160 Amp, 3 Mounting Ears	BO	160	12	12490N	12715N
Cummins N14		Bosch Replacement Unit, 200 Amp	BO	200	12	12715N	
Cummins N14		Leece Neville 2500JB, 90 Amp	LN	130	12	7612N	7613N
Cummins N14		Leece Neville 2600JB, 105 Amp	LN	130	12	7612N	7613N
Cummins N14		Leece Neville 2700JB, 130 Amp	LN	130	12	7612N	7613N
Cummins N14		Leece Neville 2805JB, 145 Amp	LN	160	12	7613N	7613N-LC
Cummins N14		Leece Neville LC Series, 160 Amp, stator activated, 239 mm Rotor OAL	LN	160	12	7613N-LC	
Cummins N14		Leece Neville, IR/EF, 160 Amp, trio activated, (235mm rotor OAL)	LN	160	12	7613N	7613N-LC
Cummins N14		Motorola 8LHA, 130 Amp, Std. Regulator	LN	160	12	8329N	
Cummins N14		Motorola 8LHA, 140 Amp, Std. Regulator	LN	160	12	8329N	
Cummins N14	1995-94	Delco 21SI, 115 Amp	DR	145-160	12	7685N	8076N
Cummins N14		Delco 21SI, 130 Amp	DR	130	12	7681N	7685N
Cummins N14		Delco 21SI, 145 Amp, 14.1 Vset	DR	145-160	12	7685N	8076N
Cummins N14		Delco 21SI, 145 Amp, 14.5 Vset	DR	145-160	12	7685N-1	8076N
Cummins N14	1995-90	DR 30SI, 105 Amp, w/R Pin, w/o Transformer	DR	105	12	7940N	
Cummins N14	1993-92	Delco 26SI, 85 Amp, w/Relay Terminal	DR	85	12	8066N	
Cummins N14	1992-90	Delco 21SI, 130 Amp	DR	130	12	7681N	7685N
Cummins N14		Delco 21SI, 145 Amp, 14.1 Vset	DR	145-160	12	7685N	8076N
Cummins N14		Delco 21SI, 145 Amp, 14.5 Vset	DR	145-160	12	7685N-1	8076N
Cummins N14	1993	Delco 21SI (Early '93)	DR	130	12	7681N	7685N
Cummins N14		Delco 21SI (Early '93) 14.1 Vset	DR	145-160	12	7685N	8076N
Cummins N14		Delco 21SI (Early '93) 14.5 Vset	DR	145-160	12	7685N-1	8076N
Cummins N14		Delco 21SI (Late '93)	DR	130	12	7681N	7685N
Cummins N14		Delco 21SI (Late '93) 14.1 Vset	DR	145-160	12	7685N	8076N
Cummins N14	1991	Delco 25SI Alternator	DR	85	12	8066N	
Cummins NTC-855	1991-86	30SI Delco, 90 Amp, w/o Transformer	DR	90	12	7262N	
Cummins NTC-855		30SI Delco, 90 Amp, w/Transformer	DR	90	12	7256N	
Cummins NTC-855		Bosch Replacement Unit, 160 Amp, 3 Mounting Ears	BO	160	12	12490N	12715N
Cummins NTC-855		Bosch Replacement Unit, 200 Amp	BO	200	12	12715N	
Cummins NTC-855		DR 30SI, 105 Amp, w/R Pin, w/o Transformer	DR	105	12	7940N	
Cummins NTC-855		Leece Neville 2500JB, 90 Amp	LN	130	12	7612N	7613N
Cummins NTC-855		Leece Neville 2600JB, 105 Amp	LN	130	12	7612N	7613N
Cummins NTC-855		Motorola Loadhandler	LN	160	12	8329N	
Cummins NTC-855	1990-87	Delco 25SI Alternator	DR	85	12	8066N	
Cummins NTC-855	1986	Delco 25SI Alternator	DR	75	12	7255N	8066N
Cummins Signature	2008-99	DR 35SI Quad Mt., Repl.34SI, R Pin, 110 Amp	DR	140	12	8608N	8613N
Cummins Signature		DR 35SI, J-180 Mtg, 110 Amp, Repl. 33SI	DR	140	12	8607N	8612N
Cummins Signature		DR 35SI, J-180 Mtg, 135 Amp, Repl. 33SI	DR	140	12	8607N	8612N
Cummins Signature		DR 35SI, Quad Mt., Repl.34SI, 135 Amp	DR	140	12	8608N	8613N
Cummins Signature		Std. DR 33SI, J-180 Mt., 135 Amp, w/Relay Pin	DR	135	12	8083N	8612N
Cummins Signature		Std. DR 33SI, J-180Mt., 110 Amp, w/Relay Pin	DR	110	12	8081N	8612N
Cummins Signature	2003-99	Bosch Replacement Unit, 160 Amp, 3 Mounting Ears	BO	160	12	12490N	12715N
Cummins Signature		Bosch Replacement Unit, 200 Amp	BO	200	12	12715N	
Cummins Signature		Delco 34SI, Quad Mt, 110 Amp, Std.	DR	135	12	8092N	8613N
Cummins Signature		Delco 34SI, Quad Mt., 135 Amp	DR	135	12	8092N	8613N
Cummins Signature		DR 22SI J-180 Mt., 130 Amp, 14.1 Vset	DR	145	12	8078N	7685N
Cummins Signature		DR 22SI J-180 Mt., 130-145 Amp, 14.5 Vset	DR	145	12	8078N-1	7685N
Cummins Signature		DR 22SI J-180 Mt., 145 Amp, 14.1 Vset	DR	145	12	8078N	7685N
Cummins Signature		Leece Neville 2500JB, 90 Amp	LN	130	12	7612N	7613N
Cummins Signature		Leece Neville 2600JB, 105 Amp	LN	130	12	7612N	7613N
Cummins Signature		Leece Neville 2700JB, 130 Amp	LN	130	12	7612N	7613N

ALTERNATORS

ALTERNATORS AND GENERATORS

ENGINE	YEAR	APPLICATION	Mfg	Amp	Volt	PART NO.	OPT. NO.
Kenworth (Cont'd)							
T800 (Cont'd)							
Cummins Signature	2003-99	Leece Neville 2805JB, 145 Amp	LN	160	12	7613N	7613N-LC
Cummins Signature		Leece Neville LC Series, 160 Amp, stator activated, 239 mm Rotor OAL	LN	160	12	7613N-LC	
Cummins Signature		Leece Neville, IR/EF, 160 Amp, trio activated, (235mm rotor OAL)	LN	160	12	7613N	7613N-LC
Cummins Signature		Motorola 8LHA, 130 Amp, Std. Regulator	LN	160	12	8329N	
Cummins Signature		Motorola 8LHA, 140 Amp, Std. Regulator	LN	160	12	8329N	
Cummins Signature		Opt. Serv. Repl., DR 24SI, J180 Mt., 160 Amp	DR	160	12	8718N	
DD 60 Series		DR 34SI, Quad Pad Mtg., 135 Amp, Remote Sense	DR	140	12	8609N	8614N
DD 60 Series		DR 34SI, Quad Pad Mtg., 135 Amp, Road Gang Pkg.	DR	140	12	8609N	8614N
DD 60 Series		DR 35SI HP, Quad Pad Mt., 140 Amp, High Temp. Pkg.	DR	140	12	8609N	8614N
DD 60 Series		DR 35SI, Quad Pad Mt., 110 Amp Std.	DR	140	12	8609N	8614N
DD 60 Series		DR 35SI, Quad Pad Mt., 135 Amp, Remote Sense	DR	140	12	8609N	8614N
DD 60 Series		DR 35SI, Quad Pad Mt., 135 Amp, Road Gang Pkg.	DR	140	12	8609N	8614N
DD 60 Series		DR 35SI, Quad Pad Mt., 135 Amp, Std.	DR	140	12	8609N	8614N
DD 60 Series		DR36SI HP,Quad Pad Mt., 170 Amp, High Temp Pkg.	DR	170	12	8614N	
DD 60 Series		LN, 160 Amp, w/Lamp Driver Reg.	DR	170	12	8614N	
DD 60 Series		Std. DR 34SI, 110 Amp, Quad Pad Mt.	DR	140	12	8609N	8614N
DD 60 Series		Std. DR 34SI, 135 Amp, Quad Pad Mt.	DR	135	12	8096N	8614N
DD 60 Series	1998-96	Delco 34SI, Quad Mt., 135 Amp	DR	135	12	8092N	8613N
DD 60 Series		Delco 35SI, (34SI) HP High Temp Pkg.	DR	140	12	8608N	8613N
DD 60 Series		DR 33SI, J-180 Mt., #10 R Term., 135 Amp, Std.	DR	135	12	8083N	8612N
DD 60 Series		DR 33SI, J-180Mt., #10 R Term, 110 Amp, Std.	DR	110	12	8081N	8612N
DD 60 Series		DR 34SI Quad Mt., 110 Amp	DR	135	12	8092N	8613N
DD 60 Series		DR 34SI, Quad Mt., 135 Amp, Remote Sense	DR	135	12	8092N	8613N
DD 60 Series		DR 35SI HP, J-180 Mtg. 140 Amp, Repl. 33SI, High Temp Pkg. .	DR	140	12	8607N	8612N
DD 60 Series		DR 35SI Quad Mt., Repl.34SI, #10 R Term, 110 Amp	DR	140	12	8608N	8613N
DD 60 Series		DR 35SI, J-180 Mt., (33SI Upgrade) 110 Amp, Std.	DR	140	12	8607N	8612N
DD 60 Series		DR 35SI, J-180 Mtg, 135 Amp, Repl. 33SI, Std.	DR	140	12	8607N	8612N
DD 60 Series		DR 35SI, Quad Mt., Repl.34SI, 135 Amp	DR	140	12	8608N	8613N
DD 60 Series		DR 36SI, J-180 Mt. (33SI Upgrade) 170 Amp	DR	170	12	8612N	
DD 60 Series		DR 36SI, Quad Mt., 170 Amp, Repl. 34SI	DR	170	12	8613N	
DD 60 Series	1995-94	Delco 21SI, 115 Amp	DR	145-160	12	7685N	8076N
DD 60 Series		Delco 21SI, 130 Amp	DR	130	12	7681N	7685N
DD 60 Series		Delco 21SI, 145 Amp, 14.1 Vset	DR	145-160	12	7685N	8076N
DD 60 Series		Delco 21SI, 145 Amp, 14.5 Vset	DR	145-160	12	7685N-1	8076N
DD 60 Series	1995-88	Bosch Replacement Unit, 160 Amp, 3 Mounting Ears	BO	160	12	12490N	12715N
DD 60 Series		Bosch Replacement Unit, 200 Amp	BO	200	12	12715N	
DD 60 Series		DR 30SI, 105 Amp, w/R Pin, w/o Transformer	DR	105	12	7940N	
DD 60 Series		Leece Neville 2500JB, 90 Amp	LN	130	12	7612N	7613N
DD 60 Series		Leece Neville 2600JB, 105 Amp	LN	130	12	7612N	7613N
DD 60 Series		Leece Neville 2700JB, 130 Amp	LN	130	12	7612N	7613N
DD 60 Series		Leece Neville 2805JB, 145 Amp	LN	160	12	7613N	7613N-LC
DD 60 Series		Leece Neville LC Series, 160 Amp, stator activated, 239 mm Rotor OAL	LN	160	12	7613N-LC	
DD 60 Series		Leece Neville, IR/EF, 160 Amp, trio activated, (235mm rotor OAL)	LN	160	12	7613N	7613N-LC
DD 60 Series		Motorola 8LHA, 130 Amp, Std. Regulator	LN	160	12	8329N	
DD 60 Series		Motorola 8LHA, 140 Amp, Std. Regulator	LN	160	12	8329N	
DD 60 Series	1993-92	Delco 26SI, 85 Amp, w/Relay Terminal	DR	85	12	8066N	
DD 60 Series	1992-88	Delco 21SI, 130 Amp	DR	130	12	7681N	7685N
DD 60 Series		Delco 21SI, 145 Amp, 14.1 Vset	DR	145-160	12	7685N	8076N
DD 60 Series		Delco 21SI, 145 Amp, 14.5 Vset	DR	145-160	12	7685N-1	8076N
DD 60 Series	1993	Delco 21SI (Early '93)	DR	130	12	7681N	7685N
DD 60 Series		Delco 21SI (Early '93) 14.1 Vset	DR	145-160	12	7685N	8076N
DD 60 Series		Delco 21SI (Early '93) 14.5 Vset	DR	145-160	12	7685N-1	8076N
DD 60 Series		Delco 21SI (Late '93)	DR	130	12	7681N	7685N
DD 60 Series		Delco 21SI (Late '93) 14.1 Vset	DR	145-160	12	7685N	8076N
DD 60 Series	1991	Delco 25SI Alternator	DR	85	12	8066N	
W900							
6 Cyl. 14.0L 14039cc 856cid	2003-02	DD12V-71 , 14.0L, DR 34SI Quad Pad Mt., 24V / 100 Amp	DR	100	24	8576N	
Caterpillar 1693	1979-73	30SI Delco, 90 Amp, w/o Transformer	DR	90	12	7262N	
Caterpillar 1693		30SI Delco, 90 Amp, w/Transformer	DR	90	12	7256N	
Caterpillar 1693		Bosch Replacement Unit, 160 Amp, 3 Mounting Ears	BO	160	12	12490N	12715N
Caterpillar 1693		Bosch Replacement Unit, 200 Amp	BO	200	12	12715N	

ALTERNATORS AND GENERATORS

ENGINE	YEAR	APPLICATION	Mfg	Amp	Volt	PART NO.	OPT. NO.
Kenworth (Cont'd)							
W900 (Cont'd)							
Caterpillar 1693	1979-73	Delco 25SI Alternator	DR	75	12	7255N	8066N
Caterpillar 1693		Leece Neville 2500JB, 90 Amp	LN	130	12	7612N	7613N
Caterpillar 1693		Leece Neville 2600JB, 105 Amp	LN	130	12	7612N	7613N
Caterpillar 1693		Motorola Loadhandler	LN	160	12	8329N	
Caterpillar 3176	1997-96	DR 22SI J-180 Mt., 130 Amp, 14.1 Vset	DR	145	12	8078N	7685N
Caterpillar 3176		DR 22SI J-180 Mt., 130-145 Amp, 14.5 Vset	DR	145	12	8078N-1	7685N
Caterpillar 3176		DR 22SI J-180 Mt., 145 Amp, 14.1 Vset	DR	145	12	8078N	7685N
Caterpillar 3176		DR 33SI, J-180 Mt., #10 R Term., 135 Amp, Std.	DR	135	12	8083N	8612N
Caterpillar 3176		DR 33SI, J-180Mt., #10 R Term, 110 Amp, Std.	DR	110	12	8081N	8612N
Caterpillar 3176		Opt. Serv. Repl., DR 24SI, J180 Mt., 160 Amp	DR	160	12	8718N	
Caterpillar 3176	1997-91	Bosch Replacement Unit, 160 Amp, 3 Mounting Ears	BO	160	12	12490N	12715N
Caterpillar 3176		Bosch Replacement Unit, 200 Amp	BO	200	12	12715N	
Caterpillar 3176		Leece Neville 2500JB, 90 Amp	LN	130	12	7612N	7613N
Caterpillar 3176		Leece Neville 2600JB, 105 Amp	LN	130	12	7612N	7613N
Caterpillar 3176		Leece Neville 2700JB, 130 Amp	LN	130	12	7612N	7613N
Caterpillar 3176		Leece Neville 2805JB, 145 Amp	LN	160	12	7613N	7613N-LC
Caterpillar 3176		Leece Neville LC Series, 160 Amp, stator activated, 239 mm Rotor OAL	LN	160	12	7613N-LC	
Caterpillar 3176		Leece Neville, IR/EF, 160 Amp, trio activated, (235mm rotor OAL)	LN	160	12	7613N	7613N-LC
Caterpillar 3176		Motorola 8LHA, 130 Amp, Std. Regulator	LN	160	12	8329N	
Caterpillar 3176		Motorola 8LHA, 140 Amp, Std. Regulator	LN	160	12	8329N	
Caterpillar 3176	1995-94	Delco 21SI, 115 Amp	DR	145-160	12	7685N	8076N
Caterpillar 3176		Delco 21SI, 130 Amp	DR	130	12	7681N	7685N
Caterpillar 3176		Delco 21SI, 145 Amp, 14.1 Vset	DR	145-160	12	7685N	8076N
Caterpillar 3176		Delco 21SI, 145 Amp, 14.5 Vset	DR	145-160	12	7685N-1	8076N
Caterpillar 3176	1993-92	Delco 26SI, 85 Amp, w/Relay Terminal	DR	85	12	8066N	
Caterpillar 3176	1993-91	DR 30SI, 105 Amp, w/R Pin, w/o Transformer	DR	105	12	7940N	
Caterpillar 3176	1992-91	Delco 21SI, 130 Amp	DR	130	12	7681N	7685N
Caterpillar 3176		Delco 21SI, 145 Amp, 14.1 Vset	DR	145-160	12	7685N	8076N
Caterpillar 3176		Delco 21SI, 145 Amp, 14.5 Vset	DR	145-160	12	7685N-1	8076N
Caterpillar 3176	1993	Delco 21SI (Early '93)	DR	130	12	7681N	7685N
Caterpillar 3176		Delco 21SI (Early '93) 14.1 Vset	DR	145-160	12	7685N	8076N
Caterpillar 3176		Delco 21SI (Early '93) 14.5 Vset	DR	145-160	12	7685N-1	8076N
Caterpillar 3176		Delco 21SI (Late '93)	DR	130	12	7681N	7685N
Caterpillar 3176		Delco 21SI (Late '93) 14.1 Vset	DR	145-160	12	7685N	8076N
Caterpillar 3176	1991	Delco 25SI Alternator	DR	85	12	8066N	
Caterpillar 3306	1999-96	DR 22SI J-180 Mt., 130 Amp, 14.1 Vset	DR	145	12	8078N	7685N
Caterpillar 3306		DR 22SI J-180 Mt., 130-145 Amp, 14.5 Vset	DR	145	12	8078N-1	7685N
Caterpillar 3306		DR 22SI J-180 Mt., 145 Amp, 14.1 Vset	DR	145	12	8078N	7685N
Caterpillar 3306		DR 33SI, J-180 Mt., #10 R Term., 135 Amp, Std.	DR	135	12	8083N	8612N
Caterpillar 3306		DR 33SI, J-180Mt., #10 R Term, 110 Amp, Std.	DR	110	12	8081N	8612N
Caterpillar 3306		Opt. Serv. Repl., DR 24SI, J180 Mt., 160 Amp	DR	160	12	8718N	
Caterpillar 3306	1999-91	Leece Neville 2700JB, 130 Amp	LN	130	12	7612N	7613N
Caterpillar 3306		Leece Neville 2805JB, 145 Amp	LN	160	12	7613N	7613N-LC
Caterpillar 3306		Leece Neville LC Series, 160 Amp, stator activated, 239 mm Rotor OAL	LN	160	12	7613N-LC	
Caterpillar 3306		Leece Neville, IR/EF, 160 Amp, trio activated, (235mm rotor OAL)	LN	160	12	7613N	7613N-LC
Caterpillar 3306		Motorola 8LHA, 130 Amp, Std. Regulator	LN	160	12	8329N	
Caterpillar 3306		Motorola 8LHA, 140 Amp, Std. Regulator	LN	160	12	8329N	
Caterpillar 3306	1999-80	Bosch Replacement Unit, 160 Amp, 3 Mounting Ears	BO	160	12	12490N	12715N
Caterpillar 3306		Bosch Replacement Unit, 200 Amp	BO	200	12	12715N	
Caterpillar 3306		Leece Neville 2500JB, 90 Amp	LN	130	12	7612N	7613N
Caterpillar 3306		Leece Neville 2600JB, 105 Amp	LN	130	12	7612N	7613N
Caterpillar 3306	1995-94	Delco 21SI, 115 Amp	DR	145-160	12	7685N	8076N
Caterpillar 3306		Delco 21SI, 130 Amp	DR	130	12	7681N	7685N
Caterpillar 3306		Delco 21SI, 145 Amp, 14.1 Vset	DR	145-160	12	7685N	8076N
Caterpillar 3306		Delco 21SI, 145 Amp, 14.5 Vset	DR	145-160	12	7685N-1	8076N
Caterpillar 3306	1993-92	Delco 26SI, 85 Amp, w/Relay Terminal	DR	85	12	8066N	
Caterpillar 3306	1993-86	DR 30SI, 105 Amp, w/R Pin, w/o Transformer	DR	105	12	7940N	
Caterpillar 3306	1992-91	Delco 21SI, 130 Amp	DR	130	12	7681N	7685N
Caterpillar 3306		Delco 21SI, 145 Amp, 14.1 Vset	DR	145-160	12	7685N	8076N
Caterpillar 3306		Delco 21SI, 145 Amp, 14.5 Vset	DR	145-160	12	7685N-1	8076N
Caterpillar 3306	1991-87	Delco 25SI Alternator	DR	85	12	8066N	
Caterpillar 3306	1990-80	30SI Delco, 90 Amp, w/o Transformer	DR	90	12	7262N	

ALTERNATORS

ALTERNATORS AND GENERATORS

ENGINE	YEAR	APPLICATION	Mfg	Amp	Volt	PART NO.	OPT. NO.
Kenworth (Cont'd)							
W900 (Cont'd)							
Caterpillar 3306	1990-80	30SI Delco, 90 Amp, w/Transformer	DR	90	12	7256N	
Caterpillar 3306		Motorola Loadhandler	LN	160	12	8329N	
Caterpillar 3306	1985-80	Delco 25SI Alternator	DR	75	12	7255N	8066N
Caterpillar 3306	1993	Delco 21SI (Early '93)	DR	130	12	7681N	7685N
Caterpillar 3306		Delco 21SI (Early '93) 14.1 Vset	DR	145-160	12	7685N	8076N
Caterpillar 3306		Delco 21SI (Early '93) 14.5 Vset	DR	145-160	12	7685N-1	8076N
Caterpillar 3306		Delco 21SI (Late '93)	DR	130	12	7681N	7685N
Caterpillar 3306		Delco 21SI (Late '93) 14.1 Vset	DR	145-160	12	7685N	8076N
Caterpillar 3306	1986	Delco 25SI Alternator	DR	75	12	7255N	8066N
Caterpillar 3406	2008-96	DR 33SI, J-180 Mt., #10 R Term., 135 Amp, Std.	DR	135	12	8083N	8612N
Caterpillar 3406		DR 33SI, J-180 Mt., 135 Amp, Road Gang Pkg.	DR	140	12	8607N	8612N
Caterpillar 3406		DR 33SI, J-180Mt., #10 R Term, 110 Amp, Std.	DR	110	12	8081N	8612N
Caterpillar 3406		DR 35SI HP, J-180 Mtg. 140 Amp, Repl. 33SI, High Temp Pkg. .	DR	140	12	8607N	8612N
Caterpillar 3406		DR 35SI, J-180 Mtg, 135 Amp, Repl. 33SI, Std.	DR	140	12	8607N	8612N
Caterpillar 3406		DR 35SI, J-180 Mtg. 135 Amp, Repl. 33SI, Road Gang Pkg.	DR	140	12	8607N	8612N
Caterpillar 3406		DR 36SI, J-180 Mt. (33SI Upgrade) 170 Amp	DR	170	12	8612N	
Caterpillar 3406	2005-96	DR 22SI J-180 Mt., 130 Amp, 14.1 Vset	DR	145	12	8078N	7685N
Caterpillar 3406		DR 22SI J-180 Mt., 130-145 Amp, 14.5 Vset	DR	145	12	8078N-1	7685N
Caterpillar 3406		DR 22SI J-180 Mt., 145 Amp, 14.1 Vset	DR	145	12	8078N	7685N
Caterpillar 3406		Opt. Serv. Repl., DR 24SI, J180 Mt., 160 Amp	DR	160	12	8718N	
Caterpillar 3406	2005-91	Leece Neville 2700JB, 130 Amp	LN	130	12	7612N	7613N
Caterpillar 3406		Leece Neville 2805JB, 145 Amp	LN	160	12	7613N	7613N-LC
Caterpillar 3406		Leece Neville LC Series, 160 Amp, stator activated, 239 mm Rotor OAL	LN	160	12	7613N-LC	
Caterpillar 3406		Leece Neville, IR/EF, 160 Amp, trio activated, (235mm rotor OAL)	LN	160	12	7613N	7613N-LC
Caterpillar 3406		Motorola 8LHA, 130 Amp, Std. Regulator	LN	160	12	8329N	
Caterpillar 3406		Motorola 8LHA, 140 Amp, Std. Regulator	LN	160	12	8329N	
Caterpillar 3406	2005-73	Bosch Replacement Unit, 160 Amp, 3 Mounting Ears	BO	160	12	12490N	12715N
Caterpillar 3406		Bosch Replacement Unit, 200 Amp	BO	200	12	12715N	
Caterpillar 3406		Leece Neville 2500JB, 90 Amp	LN	130	12	7612N	7613N
Caterpillar 3406		Leece Neville 2600JB, 105 Amp	LN	130	12	7612N	7613N
Caterpillar 3406	1995-94	Delco 21SI, 115 Amp	DR	145-160	12	7685N	8076N
Caterpillar 3406		Delco 21SI, 130 Amp	DR	130	12	7681N	7685N
Caterpillar 3406		Delco 21SI, 145 Amp, 14.1 Vset	DR	145-160	12	7685N	8076N
Caterpillar 3406		Delco 21SI, 145 Amp, 14.5 Vset	DR	145-160	12	7685N-1	8076N
Caterpillar 3406	1995-86	DR 30SI, 105 Amp, w/R Pin, w/o Transformer	DR	105	12	7940N	
Caterpillar 3406	1993-92	Delco 26SI, 85 Amp, w/Relay Terminal	DR	85	12	8066N	
Caterpillar 3406	1992-91	Delco 21SI, 130 Amp	DR	130	12	7681N	7685N
Caterpillar 3406		Delco 21SI, 145 Amp, 14.1 Vset	DR	145-160	12	7685N	8076N
Caterpillar 3406		Delco 21SI, 145 Amp, 14.5 Vset	DR	145-160	12	7685N-1	8076N
Caterpillar 3406	1991-87	Delco 25SI Alternator	DR	85	12	8066N	
Caterpillar 3406	1990-73	30SI Delco, 90 Amp, w/o Transformer	DR	90	12	7262N	
Caterpillar 3406		30SI Delco, 90 Amp, w/Transformer	DR	90	12	7256N	
Caterpillar 3406		Motorola Loadhandler	LN	160	12	8329N	
Caterpillar 3406	1985-73	Delco 25SI Alternator	DR	75	12	7255N	8066N
Caterpillar 3406	1993	Delco 21SI (Early '93)	DR	130	12	7681N	7685N
Caterpillar 3406		Delco 21SI (Early '93) 14.1 Vset	DR	145-160	12	7685N	8076N
Caterpillar 3406		Delco 21SI (Early '93) 14.5 Vset	DR	145-160	12	7685N-1	8076N
Caterpillar 3406		Delco 21SI (Late '93)	DR	130	12	7681N	7685N
Caterpillar 3406		Delco 21SI (Late '93) 14.1 Vset	DR	145-160	12	7685N	8076N
Caterpillar 3406	1986	Delco 25SI Alternator	DR	75	12	7255N	8066N
Caterpillar C-10	2008-97	DR 33SI, J-180 Mt., #10 R Term., 135 Amp, Std.	DR	135	12	8083N	8612N
Caterpillar C-10		DR 33SI, J-180 Mt., 135 Amp, Road Gang Pkg.	DR	140	12	8607N	8612N
Caterpillar C-10		DR 33SI, J-180Mt., #10 R Term, 110 Amp, Std.	DR	110	12	8081N	8612N
Caterpillar C-10		DR 35SI HP, J-180 Mtg. 140 Amp, Repl. 33SI, High Temp Pkg. .	DR	140	12	8607N	8612N
Caterpillar C-10		DR 35SI, J-180 Mtg, 135 Amp, Repl. 33SI, Std.	DR	140	12	8607N	8612N
Caterpillar C-10		DR 35SI, J-180 Mtg. 135 Amp, Repl. 33SI, Road Gang Pkg.	DR	140	12	8607N	8612N
Caterpillar C-10		DR 36SI, J-180 Mt. (33SI Upgrade) 170 Amp	DR	170	12	8612N	
Caterpillar C-10	2003-97	Bosch Replacement Unit, 160 Amp, 3 Mounting Ears	BO	160	12	12490N	12715N
Caterpillar C-10		Bosch Replacement Unit, 200 Amp	BO	200	12	12715N	
Caterpillar C-10		DR 22SI J-180 Mt., 130 Amp, 14.1 Vset	DR	145	12	8078N	7685N
Caterpillar C-10		DR 22SI J-180 Mt., 130-145 Amp, 14.5 Vset	DR	145	12	8078N-1	7685N
Caterpillar C-10		DR 22SI J-180 Mt., 145 Amp, 14.1 Vset	DR	145	12	8078N	7685N
Caterpillar C-10		Leece Neville 2500JB, 90 Amp	LN	130	12	7612N	7613N
Caterpillar C-10		Leece Neville 2600JB, 105 Amp	LN	130	12	7612N	7613N

ALTERNATORS

ALTERNATORS AND GENERATORS

ENGINE	YEAR	APPLICATION	Mfg	Amp	Volt	PART NO.	OPT. NO.
Kenworth (Cont'd)							
W900 (Cont'd)							
Caterpillar C-10	2003-97	Leece Neville 2700JB, 130 Amp	LN	130	12	7612N	7613N
Caterpillar C-10		Leece Neville 2805JB, 145 Amp	LN	160	12	7613N	7613N-LC
Caterpillar C-10		Leece Neville LC Series, 160 Amp, stator activated, 239 mm Rotor OAL	LN	160	12	7613N-LC	
Caterpillar C-10		Leece Neville, IR/EF, 160 Amp, trio activated, (235mm rotor OAL)	LN	160	12	7613N	7613N-LC
Caterpillar C-10		Motorola 8LHA, 130 Amp, Std. Regulator	LN	160	12	8329N	
Caterpillar C-10		Motorola 8LHA, 140 Amp, Std. Regulator	LN	160	12	8329N	
Caterpillar C-10		Opt. Serv. Repl., DR 24SI, J180 Mt., 160 Amp	DR	160	12	8718N	
Caterpillar C-12	2008-97	DR 33SI, J-180 Mt., #10 R Term., 135 Amp, Std.	DR	135	12	8083N	8612N
Caterpillar C-12		DR 33SI, J-180 Mt., 135 Amp, Road Gang Pkg.	DR	140	12	8607N	8612N
Caterpillar C-12		DR 33SI, J-180Mt., #10 R Term, 110 Amp, Std.	DR	110	12	8081N	8612N
Caterpillar C-12		DR 35SI HP, J-180 Mtg. 140 Amp, Repl. 33SI, High Temp Pkg. .	DR	140	12	8607N	8612N
Caterpillar C-12		DR 35SI, J-180 Mtg, 135 Amp, Repl. 33SI, Std.	DR	140	12	8607N	8612N
Caterpillar C-12		DR 35SI, J-180 Mtg. 135 Amp, Repl. 33SI, Road Gang Pkg.	DR	140	12	8607N	8612N
Caterpillar C-12		DR 36SI, J-180 Mt. (33SI Upgrade) 170 Amp	DR	170	12	8612N	
Caterpillar C-12	2004-97	Bosch Replacement Unit, 160 Amp, 3 Mounting Ears	BO	160	12	12490N	12715N
Caterpillar C-12		Bosch Replacement Unit, 200 Amp	BO	200	12	12715N	
Caterpillar C-12		DR 22SI J-180 Mt., 130 Amp, 14.1 Vset	DR	145	12	8078N	7685N
Caterpillar C-12		DR 22SI J-180 Mt., 130-145 Amp, 14.5 Vset	DR	145	12	8078N-1	7685N
Caterpillar C-12		DR 22SI J-180 Mt., 145 Amp, 14.1 Vset	DR	145	12	8078N	7685N
Caterpillar C-12		Leece Neville 2500JB, 90 Amp	LN	130	12	7612N	7613N
Caterpillar C-12		Leece Neville 2600JB, 105 Amp	LN	130	12	7612N	7613N
Caterpillar C-12		Leece Neville 2700JB, 130 Amp	LN	130	12	7612N	7613N
Caterpillar C-12		Leece Neville 2805JB, 145 Amp	LN	160	12	7613N	7613N-LC
Caterpillar C-12		Leece Neville LC Series, 160 Amp, stator activated, 239 mm Rotor OAL	LN	160	12	7613N-LC	
Caterpillar C-12		Leece Neville, IR/EF, 160 Amp, trio activated, (235mm rotor OAL)	LN	160	12	7613N	7613N-LC
Caterpillar C-12		Motorola 8LHA, 130 Amp, Std. Regulator	LN	160	12	8329N	
Caterpillar C-12		Motorola 8LHA, 140 Amp, Std. Regulator	LN	160	12	8329N	
Caterpillar C-12		Opt. Serv. Repl., DR 24SI, J180 Mt., 160 Amp	DR	160	12	8718N	
Caterpillar C-13	2008-04	DR 35SI HP, Quad Pad Mt., 140 Amp, High Temp. Pkg.	DR	140	12	8609N	8614N
Caterpillar C-13		DR 35SI, Quad Pad Mt, 110 Amp Std.	DR	140	12	8609N	8614N
Caterpillar C-13		DR 35SI, Quad Pad Mt., 135 Amp, Remote Sense	DR	140	12	8609N	8614N
Caterpillar C-13		DR 35SI, Quad Pad Mt., 135 Amp, Road Gang Pkg.	DR	140	12	8609N	8614N
Caterpillar C-13		DR 35SI, Quad Pad Mt., 135 Amp, Std.	DR	140	12	8609N	8614N
Caterpillar C-13		Opt. Ser. Repl. DR 24SI, Quad Pad Mt., 160 Amp	DR	160	12	8719N	
Caterpillar C-13	2007-04	Bosch IR/IF, Repl. Unit, Quad Pad Mtg, 160 Amp	BO	160	12	12491N	12716N
Caterpillar C-13		Bosch IR/IF, Repl. Unit, Quad Pad Mtg, 200 Amp	BO	200	12	12716N	
Caterpillar C-13		Delco 22SI, Quad Pad Mt, 100 Amp	DR	145	12	8362N	12491N
Caterpillar C-13		Delco 22SI, Quad Pad Mt, 145 Amp	DR	145	12	8362N	12491N
Caterpillar C-13		DR 22SI Quad Pad Mt., 130 Amp	DR	145	12	8362N	12491N
Caterpillar C-13		DR 34SI, Quad Pad Mtg., 135 Amp, Remote Sense	DR	140	12	8609N	8614N
Caterpillar C-13		DR 34SI, Quad Pad Mtg., 135 Amp, Road Gang Pkg.	DR	140	12	8609N	8614N
Caterpillar C-13		DR36SI HP,Quad Pad Mt., 170 Amp, High Temp Pkg.	DR	170	12	8614N	
Caterpillar C-13		LN, 160 Amp, w/Lamp Driver Reg.	DR	170	12	8614N	
Caterpillar C-13		Motorola, 140 Amp, No Smart Check Reg.	LN	160	12	8410N	8410N
Caterpillar C-13		Motorola, 160 Amp, No Smart Check Reg.	LN	160	12	8410N	8410N
Caterpillar C-13		Std. DR 34SI, 110 Amp, Quad Pad Mt.	DR	140	12	8609N	8614N
Caterpillar C-13		Std. DR 34SI, 135 Amp, Quad Pad Mt.	DR	135	12	8096N	8614N
Caterpillar C-15	2008-01	DR 35SI HP, Quad Pad Mt., 140 Amp, High Temp. Pkg.	DR	140	12	8609N	8614N
Caterpillar C-15		DR 35SI, Quad Pad Mt, 110 Amp Std.	DR	140	12	8609N	8614N
Caterpillar C-15		DR 35SI, Quad Pad Mt., 135 Amp, Remote Sense	DR	140	12	8609N	8614N
Caterpillar C-15		DR 35SI, Quad Pad Mt., 135 Amp, Road Gang Pkg.	DR	140	12	8609N	8614N
Caterpillar C-15		DR 35SI, Quad Pad Mt., 135 Amp, Std.	DR	140	12	8609N	8614N
Caterpillar C-15		Opt. Ser. Repl. DR 24SI, Quad Pad Mt., 160 Amp	DR	160	12	8719N	
Caterpillar C-15	2007-01	Bosch IR/IF, Repl. Unit, Quad Pad Mtg, 160 Amp	BO	160	12	12491N	12716N
Caterpillar C-15		Bosch IR/IF, Repl. Unit, Quad Pad Mtg, 200 Amp	BO	200	12	12716N	
Caterpillar C-15		Delco 22SI, Quad Pad Mt, 100 Amp	DR	145	12	8362N	12491N
Caterpillar C-15		Delco 22SI, Quad Pad Mt, 145 Amp	DR	145	12	8362N	12491N
Caterpillar C-15		DR 22SI Quad Pad Mt., 130 Amp	DR	145	12	8362N	12491N
Caterpillar C-15		DR 34SI, Quad Pad Mtg., 135 Amp, Remote Sense	DR	140	12	8609N	8614N
Caterpillar C-15		DR 34SI, Quad Pad Mtg., 135 Amp, Road Gang Pkg.	DR	140	12	8609N	8614N
Caterpillar C-15		DR36SI HP,Quad Pad Mt., 170 Amp, High Temp Pkg.	DR	170	12	8614N	
Caterpillar C-15		LN (Repl. 34SI) w/Lamp Driver Reg.	DR	170	12	8614N	

ALTERNATORS

ALTERNATORS AND GENERATORS

ENGINE	YEAR	APPLICATION	Mfg	Amp	Volt	PART NO.	OPT. NO.
Kenworth (Cont'd)							
W900 (Cont'd)							
Caterpillar C-15	2007-01	Moto (Repl. 34SI) 140 Amp, No Smart Check	LN	160	12	8410N	8410N
Caterpillar C-15		Moto (Repl. 34SI) 160 Amp, No Smart Check	LN	160	12	8410N	8410N
Caterpillar C-15		Std. DR 34SI, 110 Amp, Quad Pad Mt.	DR	140	12	8609N	8614N
Caterpillar C-15	2000-97	Std. DR 34SI, 135 Amp, Quad Pad Mt.	DR	135	12	8096N	8614N
Caterpillar C-15		Bosch Replacement Unit, 160 Amp, 3 Mounting Ears	BO	160	12	12490N	12715N
Caterpillar C-15		Bosch Replacement Unit, 200 Amp	BO	200	12	12715N	
Caterpillar C-15		DR 22SI J-180 Mt., 130 Amp, 14.1 Vset	DR	145	12	8078N	7685N
Caterpillar C-15		DR 22SI J-180 Mt., 130-145 Amp, 14.5 Vset	DR	145	12	8078N-1	7685N
Caterpillar C-15		DR 22SI J-180 Mt., 145 Amp, 14.1 Vset	DR	145	12	8078N	7685N
Caterpillar C-15		DR 33SI, J-180 Mt., #10 R Term., 135 Amp, Std.	DR	135	12	8083N	8612N
Caterpillar C-15		DR 33SI, J-180 Mt., 135 Amp, Road Gang Pkg.	DR	140	12	8607N	8612N
Caterpillar C-15		DR 33SI, J-180Mt., #10 R Term, 110 Amp, Std.	DR	110	12	8081N	8612N
Caterpillar C-15		DR 35SI HP, J-180 Mtg. 140 Amp, Repl. 33SI, High Temp Pkg. .	DR	140	12	8607N	8612N
Caterpillar C-15		DR 35SI, J-180 Mtg, 135 Amp, Repl. 33SI, Std.	DR	140	12	8607N	8612N
Caterpillar C-15		DR 35SI, J-180 Mtg. 135 Amp, Repl. 33SI, Road Gang Pkg.	DR	140	12	8607N	8612N
Caterpillar C-15		DR 36SI, J-180 Mt. (33SI Upgrade) 170 Amp	DR	170	12	8612N	
Caterpillar C-15		Leece Neville 2500JB, 90 Amp	LN	130	12	7612N	7613N
Caterpillar C-15		Leece Neville 2600JB, 105 Amp	LN	130	12	7612N	7613N
Caterpillar C-15	Leece Neville 2700JB, 130 Amp	LN	130	12	7612N	7613N	
Caterpillar C-15	Leece Neville 2805JB, 145 Amp	LN	160	12	7613N	7613N-LC	
Caterpillar C-15	Leece Neville LC Series, 160 Amp, stator activated, 239 mm Rotor OAL	LN	160	12	7613N-LC		
Caterpillar C-15	Leece Neville, IR/EF, 160 Amp, trio activated, (235mm rotor OAL)	LN	160	12	7613N	7613N-LC	
Caterpillar C-15	Motorola 8LHA, 130 Amp, Std. Regulator	LN	160	12	8329N		
Caterpillar C-15	Motorola 8LHA, 140 Amp, Std. Regulator	LN	160	12	8329N		
Caterpillar C-15	Opt. Serv. Repl., DR 24SI, J180 Mt., 160 Amp	DR	160	12	8718N		
Caterpillar C-16	2008-00	DR 35SI HP, Quad Pad Mt., 140 Amp, High Temp. Pkg.	DR	140	12	8609N	8614N
Caterpillar C-16		DR 35SI, Quad Pad Mt, 110 Amp Std.	DR	140	12	8609N	8614N
Caterpillar C-16		DR 35SI, Quad Pad Mt., 135 Amp, Remote Sense	DR	140	12	8609N	8614N
Caterpillar C-16	2003-00	DR 35SI, Quad Pad Mt., 135 Amp, Road Gang Pkg.	DR	140	12	8609N	8614N
Caterpillar C-16		DR 35SI, Quad Pad Mt., 135 Amp, Std.	DR	140	12	8609N	8614N
Caterpillar C-16		Bosch IR/IF, Repl. Unit, Quad Pad Mtg, 160 Amp	BO	160	12	12491N	12716N
Caterpillar C-16		Bosch IR/IF, Repl. Unit, Quad Pad Mtg, 200 Amp	BO	200	12	12716N	
Caterpillar C-16		Delco 22SI, Quad Pad Mt, 100 Amp	DR	145	12	8362N	12491N
Caterpillar C-16		Delco 22SI, Quad Pad Mt, 145 Amp	DR	145	12	8362N	12491N
Caterpillar C-16		DR 22SI Quad Pad Mt., 130 Amp	DR	145	12	8362N	12491N
Caterpillar C-16		DR 34SI, Quad Pad Mtg., 135 Amp, Remote Sense	DR	140	12	8609N	8614N
Caterpillar C-16		DR 34SI, Quad Pad Mtg., 135 Amp, Road Gang Pkg.	DR	140	12	8609N	8614N
Caterpillar C-16		DR36SI HP,Quad Pad Mt., 170 Amp, High Temp Pkg.	DR	170	12	8614N	
Caterpillar C-16		LN (Repl. 34SI) w/Lamp Driver Reg.	LN	170	12	8614N	
Caterpillar C-16		Moto (Repl. 34SI) 140 Amp, No Smart Check	LN	160	12	8410N	8410N
Caterpillar C-16		Moto (Repl. 34SI) 160 Amp, No Smart Check	LN	160	12	8410N	8410N
Caterpillar C-16		Opt. Ser. Repl. DR 24SI, Quad Pad Mt., 160 Amp	DR	160	12	8719N	
Caterpillar C-16		Std. DR 34SI, 110 Amp, Quad Pad Mt.	DR	140	12	8609N	8614N
Caterpillar C-16	Std. DR 34SI, 135 Amp, Quad Pad Mt.	DR	135	12	8096N	8614N	
Cummins 8.9L ISL	2003-02	Bosch IR/IF, Repl. Unit, Quad Pad Mtg, 160 Amp	BO	160	12	12491N	12716N
Cummins 8.9L ISL		Bosch IR/IF, Repl. Unit, Quad Pad Mtg, 200 Amp	BO	200	12	12716N	
Cummins 8.9L ISL		Delco 22SI, Quad Pad Mt, 100 Amp	DR	145	12	8362N	12491N
Cummins 8.9L ISL	Delco 22SI, Quad Pad Mt, 145 Amp	DR	145	12	8362N	12491N	
Cummins 8.9L ISL	DR 22SI Quad Pad Mt., 130 Amp	DR	145	12	8362N	12491N	
Cummins 8.9L ISL	Opt. Ser. Repl. DR 24SI, Quad Pad Mt., 160 Amp	DR	160	12	8719N		
Cummins 8.9L ISL	Opt. Serv. Repl., DR 24SI Quad Pad Mt., 145 Amp	DR	160	12	8707N		
Cummins 8.9L ISL	Opt. Serv. Repl., DR 24SI Quad Pad Mt., 160 Amp	DR	160	12	8707N		
Cummins 8.9L ISL	Opt. Serv. Repl., DR 24SI, Qaud Pad Mt., 130 Amp	DR	160	12	8707N		
Cummins F Eng.	1985-80	30SI Delco, 90 Amp, w/o Transformer	DR	90	12	7262N	
Cummins F Eng.		30SI Delco, 90 Amp, w/Transformer	DR	90	12	7256N	
Cummins F Eng.		Bosch Replacement Unit, 160 Amp, 3 Mounting Ears	BO	160	12	12490N	12715N
Cummins F Eng.	Bosch Replacement Unit, 200 Amp	BO	200	12	12715N		
Cummins F Eng.	Delco 25SI Alternator	DR	75	12	7255N	8066N	
Cummins F Eng.	Leece Neville 2500JB, 90 Amp	LN	130	12	7612N	7613N	
Cummins F Eng.	Leece Neville 2600JB, 105 Amp	LN	130	12	7612N	7613N	
Cummins F Eng.	Motorola Loadhandler	LN	160	12	8329N		
Cummins ISM	2004-03	Bosch IR/IF, Repl. Unit, Quad Pad Mtg, 160 Amp	BO	160	12	12491N	12716N
Cummins ISM		Bosch IR/IF, Repl. Unit, Quad Pad Mtg, 200 Amp	BO	200	12	12716N	
Cummins ISM		Delco 22SI, Quad Pad Mt, 100 Amp	DR	145	12	8362N	12491N

ALTERNATORS AND GENERATORS

ENGINE	YEAR	APPLICATION	Mfg	Amp	Volt	PART NO.	OPT. NO.
Kenworth (Cont'd)							
W900 (Cont'd)							
Cummins ISM	2004-03	Delco 22SI, Quad Pad Mt, 145 Amp	DR	145	12	8362N	12491N
Cummins ISM		DR 22SI Quad Pad Mt., 130 Amp	DR	145	12	8362N	12491N
Cummins ISM		Opt. Serv. Repl. DR 24SI, Quad Pad Mt., 160 Amp	DR	160	12	8719N	
Cummins ISM		Opt. Serv. Repl., DR 24SI Quad Pad Mt., 145 Amp	DR	160	12	8707N	
Cummins ISM		Opt. Serv. Repl., DR 24SI Quad Pad Mt., 160 Amp	DR	160	12	8707N	
Cummins ISM		Opt. Serv. Repl., DR 24SI, Qaud Pad Mt., 130 Amp	DR	160	12	8707N	
Cummins ISM	2002-01	Bosch Replacement Unit, 160 Amp, 3 Mounting Ears	BO	160	12	12490N	12715N
Cummins ISM		Bosch Replacement Unit, 200 Amp	BO	200	12	12715N	
Cummins ISM		DR 22SI J-180 Mt., 130 Amp, 14.1 Vset	DR	145	12	8078N	7685N
Cummins ISM		DR 22SI J-180 Mt., 130-145 Amp, 14.5 Vset	DR	145	12	8078N-1	7685N
Cummins ISM		DR 22SI J-180 Mt., 145 Amp, 14.1 Vset	DR	145	12	8078N	7685N
Cummins ISM		Leece Neville 2500JB, 90 Amp	LN	130	12	7612N	7613N
Cummins ISM		Leece Neville 2600JB, 105 Amp	LN	130	12	7612N	7613N
Cummins ISM		Leece Neville 2700JB, 130 Amp	LN	130	12	7612N	7613N
Cummins ISM		Leece Neville 2805JB, 145 Amp	LN	160	12	7613N	7613N-LC
Cummins ISM		Leece Neville LC Series, 160 Amp, stator activated, 239 mm Rotor OAL	LN	160	12	7613N-LC	
Cummins ISM		Leece Neville, IR/EF, 160 Amp, trio activated, (235mm rotor OAL)	LN	160	12	7613N	7613N-LC
Cummins ISM		Motorola 8LHA, 130 Amp, Std. Regulator	LN	160	12	8329N	
Cummins ISM	Motorola 8LHA, 140 Amp, Std. Regulator	LN	160	12	8329N		
Cummins ISM	Opt. Serv. Repl., DR 24SI, J180 Mt., 160 Amp	DR	160	12	8718N		
Cummins ISX	2008-01	DR 35SI HP, Quad Pad Mt., 140 Amp, High Temp. Pkg.	DR	140	12	8609N	8614N
Cummins ISX		DR 35SI, Quad Pad Mt, 110 Amp Std.	DR	140	12	8609N	8614N
Cummins ISX		DR 35SI, Quad Pad Mt., 135 Amp, Remote Sense	DR	140	12	8609N	8614N
Cummins ISX		DR 35SI, Quad Pad Mt., 135 Amp, Road Gang Pkg.	DR	140	12	8609N	8614N
Cummins ISX		DR 35SI, Quad Pad Mt., 135 Amp, Std.	DR	140	12	8609N	8614N
Cummins ISX		Opt. Serv. Repl. DR 24SI, Quad Pad Mt., 160 Amp	DR	160	12	8719N	
Cummins ISX	2007-01	Bosch IR/IF, Repl. Unit, Quad Pad Mtg, 160 Amp	BO	160	12	12716N	12716N
Cummins ISX		Bosch IR/IF, Repl. Unit, Quad Pad Mtg, 200 Amp	BO	200	12	12716N	
Cummins ISX		Delco 22SI, Quad Pad Mt, 100 Amp	DR	145	12	8362N	12491N
Cummins ISX		Delco 22SI, Quad Pad Mt, 145 Amp	DR	145	12	8362N	12491N
Cummins ISX		DR 22SI Quad Pad Mt., 130 Amp	DR	145	12	8362N	12491N
Cummins ISX		DR 34SI, Quad Pad Mtg., 135 Amp, Remote Sense	DR	140	12	8609N	8614N
Cummins ISX	DR 34SI, Quad Pad Mtg., 135 Amp, Road Gang Pkg.	DR	140	12	8609N	8614N	
Cummins ISX	DR36SI HP,Quad Pad Mt., 170 Amp, High Temp Pkg.	DR	170	12	8614N		
Cummins ISX	LN (Repl. 34SI) w/Lamp Driver Reg.	DR	170	12	8614N		
Cummins ISX	Moto (Repl. 34SI) 140 Amp, No Smart Check	LN	160	12	8410N	8410N	
Cummins ISX	Moto (Repl. 34SI) 160 Amp, No Smart Check	LN	160	12	8410N	8410N	
Cummins ISX	Std. DR 34SI, 110 Amp, Quad Pad Mt.	DR	140	12	8609N	8614N	
Cummins ISX	Std. DR 34SI, 135 Amp, Quad Pad Mt.	DR	135	12	8096N	8614N	
Cummins ISX	2000-99	Bosch Replacement Unit, 160 Amp, 3 Mounting Ears	BO	160	12	12490N	12715N
Cummins ISX		Bosch Replacement Unit, 200 Amp	BO	200	12	12715N	
Cummins ISX		DR 22SI J-180 Mt., 130 Amp, 14.1 Vset	DR	145	12	8078N	7685N
Cummins ISX		DR 22SI J-180 Mt., 130-145 Amp, 14.5 Vset	DR	145	12	8078N-1	7685N
Cummins ISX		DR 22SI J-180 Mt., 145 Amp, 14.1 Vset	DR	145	12	8078N	7685N
Cummins ISX		DR 33SI, J-180 Mt., #10 R Term., 135 Amp, Std.	DR	135	12	8083N	8612N
Cummins ISX		DR 33SI, J-180 Mt., 135 Amp, Road Gang Pkg.	DR	140	12	8607N	8612N
Cummins ISX		DR 33SI, J-180Mt., #10 R Term, 110 Amp, Std.	DR	110	12	8081N	8612N
Cummins ISX		DR 35SI HP, J-180 Mtg. 140 Amp, Repl. 33SI, High Temp Pkg. .	DR	140	12	8607N	8612N
Cummins ISX		DR 35SI, J-180 Mtg, 135 Amp, Repl. 33SI, Std.	DR	140	12	8607N	8612N
Cummins ISX		DR 35SI, J-180 Mtg. 135 Amp, Repl. 33SI, Road Gang Pkg.	DR	140	12	8607N	8612N
Cummins ISX		DR 36SI, J-180 Mt. (33SI Upgrade) 170 Amp	DR	170	12	8612N	
Cummins ISX	Leece Neville 2500JB, 90 Amp	LN	130	12	7612N	7613N	
Cummins ISX	Leece Neville 2600JB, 105 Amp	LN	130	12	7612N	7613N	
Cummins ISX	Leece Neville 2700JB, 130 Amp	LN	130	12	7612N	7613N	
Cummins ISX	Leece Neville 2805JB, 145 Amp	LN	160	12	7613N	7613N-LC	
Cummins ISX	Leece Neville LC Series, 160 Amp, stator activated, 239 mm Rotor OAL	LN	160	12	7613N-LC		
Cummins ISX	Leece Neville, IR/EF, 160 Amp, trio activated, (235mm rotor OAL)	LN	160	12	7613N	7613N-LC	
Cummins ISX	Motorola 8LHA, 130 Amp, Std. Regulator	LN	160	12	8329N		
Cummins ISX	Motorola 8LHA, 140 Amp, Std. Regulator	LN	160	12	8329N		
Cummins ISX	Opt. Serv. Repl., DR 24SI, J180 Mt., 160 Amp	DR	160	12	8718N		
Cummins KT-450 / 600	1985-75	30SI Delco, 90 Amp, w/o Transformer	DR	90	12	7262N	
Cummins KT-450 / 600		30SI Delco, 90 Amp, w/Transformer	DR	90	12	7256N	

ALTERNATORS

ALTERNATORS AND GENERATORS

ENGINE	YEAR	APPLICATION	Mfg	Amp	Volt	PART NO.	OPT. NO.
Kenworth (Cont'd)							
W900 (Cont'd)							
Cummins KT-450 / 600	1985-75	Bosch Replacement Unit, 160 Amp, 3 Mounting Ears	BO	160	12	12490N	12715N
Cummins KT-450 / 600		Bosch Replacement Unit, 200 Amp	BO	200	12	12715N	
Cummins KT-450 / 600		Delco 25SI Alternator	DR	75	12	7255N	8066N
Cummins KT-450 / 600		Leece Neville 2500JB, 90 Amp	LN	130	12	7612N	7613N
Cummins KT-450 / 600		Leece Neville 2600JB, 105 Amp	LN	130	12	7612N	7613N
Cummins KT-450 / 600		Motorola Loadhandler	LN	160	12	8329N	
Cummins M11	1997-96	DR 22SI J-180 Mt., 130 Amp, 14.1 Vset	DR	145	12	8078N	7685N
Cummins M11		DR 22SI J-180 Mt., 130-145 Amp, 14.5 Vset	DR	145	12	8078N-1	7685N
Cummins M11		DR 22SI J-180 Mt., 145 Amp, 14.1 Vset	DR	145	12	8078N	7685N
Cummins M11		DR 33SI, J-180 Mt., #10 R Term., 135 Amp, Std.	DR	135	12	8083N	8612N
Cummins M11		DR 33SI, J-180Mt., #10 R Term, 110 Amp, Std.	DR	110	12	8081N	8612N
Cummins M11		Opt. Serv. Repl., DR 24SI, J180 Mt., 160 Amp	DR	160	12	8718N	
Cummins M11	1997-93	Bosch Replacement Unit, 160 Amp, 3 Mounting Ears	BO	160	12	12490N	12715N
Cummins M11		Bosch Replacement Unit, 200 Amp	BO	200	12	12715N	
Cummins M11		Leece Neville 2500JB, 90 Amp	LN	130	12	7612N	7613N
Cummins M11		Leece Neville 2600JB, 105 Amp	LN	130	12	7612N	7613N
Cummins M11		Leece Neville 2700JB, 130 Amp	LN	130	12	7612N	7613N
Cummins M11		Leece Neville 2805JB, 145 Amp	LN	160	12	7613N	7613N-LC
Cummins M11		Leece Neville LC Series, 160 Amp, stator activated, 239 mm Rotor OAL	LN	160	12	7613N-LC	
Cummins M11		Leece Neville, IR/EF, 160 Amp, trio activated, (235mm rotor OAL)	LN	160	12	7613N	7613N-LC
Cummins M11		Motorola 8LHA, 130 Amp, Std. Regulator	LN	160	12	8329N	
Cummins M11		Motorola 8LHA, 140 Amp, Std. Regulator	LN	160	12	8329N	
Cummins M11	1995-94	Delco 21SI, 115 Amp	DR	145-160	12	7685N	8076N
Cummins M11		Delco 21SI, 130 Amp	DR	130	12	7681N	7685N
Cummins M11		Delco 21SI, 145 Amp, 14.1 Vset	DR	145-160	12	7685N	8076N
Cummins M11		Delco 21SI, 145 Amp, 14.5 Vset	DR	145-160	12	7685N-1	8076N
Cummins M11	1995-93	DR 30SI, 105 Amp, w/R Pin, w/o Transformer	DR	105	12	7940N	
Cummins M11	1993	Delco 21SI (Early '93)	DR	130	12	7681N	7685N
Cummins M11		Delco 21SI (Early '93) 14.1 Vset	DR	145-160	12	7685N	8076N
Cummins M11		Delco 21SI (Early '93) 14.5 Vset	DR	145-160	12	7685N-1	8076N
Cummins M11		Delco 21SI (Late '93)	DR	130	12	7681N	7685N
Cummins M11		Delco 21SI (Late '93) 14.1 Vset	DR	145-160	12	7685N	8076N
Cummins M11		Delco 26SI, 85 Amp, w/Relay Terminal	DR	85	12	8066N	
Cummins N14	2008-96	DR 33SI, J-180 Mt., #10 R Term., 135 Amp, Std.	DR	135	12	8083N	8612N
Cummins N14		DR 33SI, J-180Mt., #10 R Term, 110 Amp, Std.	DR	110	12	8081N	8612N
Cummins N14		DR 35SI Quad Mt., Repl.34SI, #10 R Term, 110 Amp	DR	140	12	8608N	8613N
Cummins N14		DR 35SI, J-180 Mt., (33SI Upgrade) 110 Amp, Std.	DR	140	12	8607N	8612N
Cummins N14		DR 35SI, J-180 Mtg, 135 Amp, Repl. 33SI, Std.	DR	140	12	8607N	8612N
Cummins N14		DR 35SI, Quad Mt., Repl.34SI, 135 Amp	DR	140	12	8608N	8613N
Cummins N14	2004-96	Delco 34SI, Quad Mt., 135 Amp	DR	135	12	8092N	8613N
Cummins N14		DR 22SI J-180 Mt., 130 Amp, 14.1 Vset	DR	145	12	8078N	7685N
Cummins N14		DR 22SI J-180 Mt., 130-145 Amp, 14.5 Vset	DR	145	12	8078N-1	7685N
Cummins N14		DR 22SI J-180 Mt., 145 Amp, 14.1 Vset	DR	145	12	8078N	7685N
Cummins N14		DR 34SI Quad Mt., 110 Amp	DR	135	12	8092N	8613N
Cummins N14		Opt. Serv. Repl., DR 24SI, J180 Mt., 160 Amp	DR	160	12	8718N	
Cummins N14	2004-90	Bosch Replacement Unit, 160 Amp, 3 Mounting Ears	BO	160	12	12490N	12715N
Cummins N14		Bosch Replacement Unit, 200 Amp	BO	200	12	12715N	
Cummins N14		Leece Neville 2500JB, 90 Amp	LN	130	12	7612N	7613N
Cummins N14		Leece Neville 2600JB, 105 Amp	LN	130	12	7612N	7613N
Cummins N14		Leece Neville 2700JB, 130 Amp	LN	130	12	7612N	7613N
Cummins N14		Leece Neville 2805JB, 145 Amp	LN	160	12	7613N	7613N-LC
Cummins N14		Leece Neville LC Series, 160 Amp, stator activated, 239 mm Rotor OAL	LN	160	12	7613N-LC	
Cummins N14		Leece Neville, IR/EF, 160 Amp, trio activated, (235mm rotor OAL)	LN	160	12	7613N	7613N-LC
Cummins N14		Motorola 8LHA, 130 Amp, Std. Regulator	LN	160	12	8329N	
Cummins N14		Motorola 8LHA, 140 Amp, Std. Regulator	LN	160	12	8329N	
Cummins N14	1995-94	Delco 21SI, 115 Amp	DR	145-160	12	7685N	8076N
Cummins N14		Delco 21SI, 130 Amp	DR	130	12	7681N	7685N
Cummins N14		Delco 21SI, 145 Amp, 14.1 Vset	DR	145-160	12	7685N	8076N
Cummins N14		Delco 21SI, 145 Amp, 14.5 Vset	DR	145-160	12	7685N-1	8076N
Cummins N14	1995-90	DR 30SI, 105 Amp, w/R Pin, w/o Transformer	DR	105	12	7940N	
Cummins N14	1993-92	Delco 26SI, 85 Amp, w/Relay Terminal	DR	85	12	8066N	
Cummins N14	1992-90	Delco 21SI, 130 Amp	DR	130	12	7681N	7685N

ALTERNATORS AND GENERATORS

ENGINE	YEAR	APPLICATION	Mfg	Amp	Volt	PART NO.	OPT. NO.
Kenworth (Cont'd)							
W900 (Cont'd)							
Cummins N14	1992-90	Delco 21SI, 145 Amp, 14.1 Vset	DR	145-160	12	7685N	8076N
Cummins N14		Delco 21SI, 145 Amp, 14.5 Vset	DR	145-160	12	7685N-1	8076N
Cummins N14	1993	Delco 21SI (Early '93)	DR	130	12	7681N	7685N
Cummins N14		Delco 21SI (Early '93) 14.1 Vset	DR	145-160	12	7685N	8076N
Cummins N14		Delco 21SI (Early '93) 14.5 Vset	DR	145-160	12	7685N-1	8076N
Cummins N14		Delco 21SI (Late '93)	DR	130	12	7681N	7685N
Cummins N14		Delco 21SI (Late '93) 14.1 Vset	DR	145-160	12	7685N	8076N
Cummins N14	1991	Delco 25SI Alternator	DR	85	12	8066N	
Cummins NH Eng.	1979-73	30SI Delco, 90 Amp, w/o Transformer	DR	90	12	7262N	
Cummins NH Eng.		30SI Delco, 90 Amp, w/Transformer	DR	90	12	7256N	
Cummins NH Eng.		Bosch Replacement Unit, 160 Amp, 3 Mounting Ears	BO	160	12	12490N	12715N
Cummins NH Eng.		Bosch Replacement Unit, 200 Amp	BO	200	12	12715N	
Cummins NH Eng.		Delco 25SI Alternator	DR	75	12	7255N	8066N
Cummins NH Eng.		Leece Neville 2500JB, 90 Amp	LN	130	12	7612N	7613N
Cummins NH Eng.		Leece Neville 2600JB, 105 Amp	LN	130	12	7612N	7613N
Cummins NH Eng.		Motorola Loadhandler	LN	160	12	8329N	
Cummins NTC-855	1991-80	30SI Delco, 90 Amp, w/o Transformer	DR	90	12	7262N	
Cummins NTC-855		30SI Delco, 90 Amp, w/Transformer	DR	90	12	7256N	
Cummins NTC-855		Bosch Replacement Unit, 160 Amp, 3 Mounting Ears	BO	160	12	12490N	12715N
Cummins NTC-855		Bosch Replacement Unit, 200 Amp	BO	200	12	12715N	
Cummins NTC-855		DR 30SI, 105 Amp, w/R Pin, w/o Transformer	DR	105	12	7940N	
Cummins NTC-855		Leece Neville 2500JB, 90 Amp	LN	130	12	7612N	7613N
Cummins NTC-855		Leece Neville 2600JB, 105 Amp	LN	130	12	7612N	7613N
Cummins NTC-855		Motorola Loadhandler	LN	160	12	8329N	
Cummins NTC-855	1990-87	Delco 25SI Alternator	DR	85	12	8066N	
Cummins NTC-855	1986-82	Delco 25SI Alternator	DR	75	12	7255N	8066N
Cummins Signature	2008-99	DR 35SI Quad Mt., Repl.34SI, R Pin, 110 Amp	DR	140	12	8608N	8613N
Cummins Signature		DR 35SI, J-180 Mtg, 110 Amp, Repl. 33SI	DR	140	12	8607N	8612N
Cummins Signature		DR 35SI, J-180 Mtg, 135 Amp, Repl. 33SI	DR	140	12	8607N	8612N
Cummins Signature		DR 35SI, Quad Mt., Repl.34SI, 135 Amp	DR	140	12	8608N	8613N
Cummins Signature		Std. DR 33SI, J-180 Mt.,135 Amp, w/Relay Pin	DR	135	12	8083N	8612N
Cummins Signature		Std. DR 33SI, J-180Mt.,110 Amp, w/Relay Pin	DR	110	12	8081N	8612N
Cummins Signature	2003-99	Bosch Replacement Unit, 160 Amp, 3 Mounting Ears	BO	160	12	12490N	12715N
Cummins Signature		Bosch Replacement Unit, 200 Amp	BO	200	12	12715N	
Cummins Signature		Delco 34SI, Quad Mt, 110 Amp, Std.	DR	135	12	8092N	8613N
Cummins Signature		Delco 34SI, Quad Mt., 135 Amp	DR	135	12	8092N	8613N
Cummins Signature		DR 22SI J-180 Mt., 130 Amp, 14.1 Vset	DR	145	12	8078N	7685N
Cummins Signature		DR 22SI J-180 Mt., 130-145 Amp, 14.5 Vset	DR	145	12	8078N-1	7685N
Cummins Signature		DR 22SI J-180 Mt., 145 Amp, 14.1 Vset	DR	145	12	8078N	7685N
Cummins Signature		Leece Neville 2500JB, 90 Amp	LN	130	12	7612N	7613N
Cummins Signature		Leece Neville 2600JB, 105 Amp	LN	130	12	7612N	7613N
Cummins Signature		Leece Neville 2700JB, 130 Amp	LN	130	12	7612N	7613N
Cummins Signature		Leece Neville 2805JB, 145 Amp	LN	160	12	7613N	7613N-LC
Cummins Signature		Leece Neville LC Series, 160 Amp, stator activated, 239 mm Rotor OAL	LN	160	12	7613N-LC	
Cummins Signature		Leece Neville, IR/EF, 160 Amp, trio activated, (235mm rotor OAL)	LN	160	12	7613N	7613N-LC
Cummins Signature		Motorola 8LHA, 130 Amp, Std. Regulator	LN	160	12	8329N	
Cummins Signature		Motorola 8LHA, 140 Amp, Std. Regulator	LN	160	12	8329N	
Cummins Signature		Opt. Serv. Repl., DR 24SI, J180 Mt., 160 Amp	DR	160	12	8718N	
Cummins V8-225	1979-73	30SI Delco, 90 Amp, w/o Transformer	DR	90	12	7262N	
Cummins V8-225		30SI Delco, 90 Amp, w/Transformer	DR	90	12	7256N	
Cummins V8-225		Bosch Replacement Unit, 160 Amp, 3 Mounting Ears	BO	160	12	12490N	12715N
Cummins V8-225		Bosch Replacement Unit, 200 Amp	BO	200	12	12715N	
Cummins V8-225		Delco 25SI Alternator	DR	75	12	7255N	8066N
Cummins V8-225		Leece Neville 2500JB, 90 Amp	LN	130	12	7612N	7613N
Cummins V8-225		Leece Neville 2600JB, 105 Amp	LN	130	12	7612N	7613N
Cummins V8-225		Motorola Loadhandler	LN	160	12	8329N	
Cummins V-903		30SI Delco, 90 Amp, w/o Transformer	DR	90	12	7262N	
Cummins V-903		30SI Delco, 90 Amp, w/Transformer	DR	90	12	7256N	
Cummins V-903		Bosch Replacement Unit, 160 Amp, 3 Mounting Ears	BO	160	12	12490N	12715N
Cummins V-903		Bosch Replacement Unit, 200 Amp	BO	200	12	12715N	
Cummins V-903		Delco 25SI Alternator	DR	75	12	7255N	8066N
Cummins V-903		Leece Neville 2500JB, 90 Amp	LN	130	12	7612N	7613N
Cummins V-903		Leece Neville 2600JB, 105 Amp	LN	130	12	7612N	7613N
Cummins V-903		Motorola Loadhandler	LN	160	12	8329N	

ALTERNATORS

ALTERNATORS AND GENERATORS

ENGINE	YEAR	APPLICATION	Mfg	Amp	Volt	PART NO.	OPT. NO.	
Kenworth (Cont'd)								
W900 (Cont'd)								
Cummins VT-300	1985-80	30SI Delco, 90 Amp, w/o Transformer	DR	90	12	7262N		
Cummins VT-300		30SI Delco, 90 Amp, w/Transformer	DR	90	12	7256N		
Cummins VT-300		Bosch Replacement Unit, 160 Amp, 3 Mounting Ears	BO	160	12	12490N	12715N	
Cummins VT-300		Bosch Replacement Unit, 200 Amp	BO	200	12	12715N		
Cummins VT-300		Delco 25SI Alternator	DR	75	12	7255N	8066N	
Cummins VT-300		Leece Neville 2500JB, 90 Amp	LN	130	12	7612N	7613N	
Cummins VT-300		Leece Neville 2600JB, 105 Amp	LN	130	12	7612N	7613N	
Cummins VT-300	Motorola Loadhandler	LN	160	12	8329N			
DD 12V-71	1982-73	30SI Delco, 90 Amp, w/o Transformer	DR	90	12	7262N		
DD 12V-71		30SI Delco, 90 Amp, w/Transformer	DR	90	12	7256N		
DD 12V-71		Bosch Replacement Unit, 160 Amp, 3 Mounting Ears	BO	160	12	12490N	12715N	
DD 12V-71		Bosch Replacement Unit, 200 Amp	BO	200	12	12715N		
DD 12V-71		Delco 25SI Alternator	DR	75	12	7255N	8066N	
DD 12V-71		Leece Neville 2500JB, 90 Amp	LN	130	12	7612N	7613N	
DD 12V-71		Leece Neville 2600JB, 105 Amp	LN	130	12	7612N	7613N	
DD 12V-71	Motorola Loadhandler	LN	160	12	8329N			
DD 60 Series	2008-96	Delco 35SI, (34SI) HP High Temp Pkg.	DR	140	12	8608N	8613N	
DD 60 Series	2003-99	DR 34SI, Quad Pad Mtg., 135 Amp, Remote Sense	DR	140	12	8609N	8614N	
DD 60 Series		DR 34SI, Quad Pad Mtg., 135 Amp, Road Gang Pkg.	DR	140	12	8609N	8614N	
DD 60 Series		DR 35SI HP, Quad Pad Mt., 140 Amp, High Temp. Pkg.	DR	140	12	8609N	8614N	
DD 60 Series		DR 35SI, Quad Pad Mt., 110 Amp Std.	DR	140	12	8609N	8614N	
DD 60 Series		DR 35SI, Quad Pad Mt., 135 Amp, Remote Sense	DR	140	12	8609N	8614N	
DD 60 Series		DR 35SI, Quad Pad Mt., 135 Amp, Road Gang Pkg.	DR	140	12	8609N	8614N	
DD 60 Series		DR 35SI, Quad Pad Mt., 135 Amp, Std.	DR	140	12	8609N	8614N	
DD 60 Series		DR36SI HP,Quad Pad Mt., 170 Amp, High Temp Pkg.	DR	170	12	8614N		
DD 60 Series		LN, 160 Amp, w/Lamp Driver Reg.	DR	170	12	8614N		
DD 60 Series		Std. DR 34SI, 110 Amp, Quad Pad Mt.	DR	140	12	8609N	8614N	
DD 60 Series		Std. DR 34SI, 135 Amp, Quad Pad Mt.	DR	135	12	8096N	8614N	
DD 60 Series	1998-96	Delco 34SI, Quad Mt., 135 Amp	DR	135	12	8092N	8613N	
DD 60 Series		DR 33SI, J-180 Mt., #10 R Term., 135 Amp, Std.	DR	135	12	8083N	8612N	
DD 60 Series		DR 33SI, J-180Mt., #10 R Term, 110 Amp, Std.	DR	110	12	8081N	8612N	
DD 60 Series		DR 34SI Quad Mt., 110 Amp	DR	135	12	8092N	8613N	
DD 60 Series		DR 34SI, Quad Mt., 135 Amp, Remote Sense	DR	135	12	8092N	8613N	
DD 60 Series		DR 35SI HP, J-180 Mtg. 140 Amp, Repl. 33SI, High Temp Pkg. .	DR	140	12	8607N	8612N	
DD 60 Series		DR 35SI Quad Mt., Repl.34SI, #10 R Term, 110 Amp	DR	140	12	8608N	8613N	
DD 60 Series		DR 35SI, J-180 Mt., (33SI Upgrade) 110 Amp, Std.	DR	140	12	8607N	8612N	
DD 60 Series		DR 35SI, J-180 Mtg, 135 Amp, Repl. 33SI, Std.	DR	140	12	8607N	8612N	
DD 60 Series		DR 35SI, Quad Mt., Repl.34SI, 135 Amp	DR	140	12	8608N	8613N	
DD 60 Series		DR 36SI, J-180 Mt. (33SI Upgrade) 170 Amp	DR	170	12	8612N		
DD 60 Series		DR 36SI, Quad Mt., 170 Amp, Repl. 34SI	DR	170	12	8613N		
DD 60 Series		1995-94	Delco 21SI, 115 Amp	DR	145-160	12	7685N	8076N
DD 60 Series			Delco 21SI, 130 Amp	DR	130	12	7681N	7685N
DD 60 Series	Delco 21SI, 145 Amp, 14.1 Vset		DR	145-160	12	7685N	8076N	
DD 60 Series		Delco 21SI, 145 Amp, 14.5 Vset	DR	145-160	12	7685N-1	8076N	
DD 60 Series	1995-90	Bosch Replacement Unit, 160 Amp, 3 Mounting Ears	BO	160	12	12490N	12715N	
DD 60 Series		Bosch Replacement Unit, 200 Amp	BO	200	12	12715N		
DD 60 Series		DR 30SI, 105 Amp, w/R Pin, w/o Transformer	DR	105	12	7940N		
DD 60 Series		Leece Neville 2500JB, 90 Amp	LN	130	12	7612N	7613N	
DD 60 Series		Leece Neville 2600JB, 105 Amp	LN	130	12	7612N	7613N	
DD 60 Series		Leece Neville 2700JB, 130 Amp	LN	130	12	7612N	7613N	
DD 60 Series		Leece Neville 2805JB, 145 Amp	LN	160	12	7613N	7613N-LC	
DD 60 Series		Leece Neville LC Series, 160 Amp, stator activated, 239 mm Rotor OAL	LN	160	12	7613N-LC		
DD 60 Series		Leece Neville, IR/EF, 160 Amp, trio activated, (235mm rotor OAL)	LN	160	12	7613N	7613N-LC	
DD 60 Series		Motorola 8LHA, 130 Amp, Std. Regulator	LN	160	12	8329N		
DD 60 Series		Motorola 8LHA, 140 Amp, Std. Regulator	LN	160	12	8329N		
DD 60 Series	1993-92	Delco 26SI, 85 Amp, w/Relay Terminal	DR	85	12	8066N		
DD 60 Series	1992-90	Delco 21SI, 130 Amp	DR	130	12	7681N	7685N	
DD 60 Series		Delco 21SI, 145 Amp, 14.1 Vset	DR	145-160	12	7685N	8076N	
DD 60 Series		Delco 21SI, 145 Amp, 14.5 Vset	DR	145-160	12	7685N-1	8076N	
DD 60 Series	1993	Delco 21SI (Early '93)	DR	130	12	7681N	7685N	
DD 60 Series		Delco 21SI (Early '93) 14.1 Vset	DR	145-160	12	7685N	8076N	
DD 60 Series		Delco 21SI (Early '93) 14.5 Vset	DR	145-160	12	7685N-1	8076N	
DD 60 Series		Delco 21SI (Late '93)	DR	130	12	7681N	7685N	
DD 60 Series		Delco 21SI (Late '93) 14.1 Vset	DR	145-160	12	7685N	8076N	

ALTERNATORS AND GENERATORS

ENGINE	YEAR	APPLICATION	Mfg	Amp	Volt	PART NO.	OPT. NO.
Kenworth (Cont'd)							
W900 (Cont'd)							
DD 60 Series	1991	Delco 25SI Alternator	DR	85	12	8066N	
DD 6V-71	1985-75	30SI Delco, 90 Amp, w/o Transformer	DR	90	12	7262N	
DD 6V-71		30SI Delco, 90 Amp, w/Transformer	DR	90	12	7256N	
DD 6V-71		Bosch Replacement Unit, 160 Amp, 3 Mounting Ears	BO	160	12	12490N	12715N
DD 6V-71		Bosch Replacement Unit, 200 Amp	BO	200	12	12715N	
DD 6V-71		Delco 25SI Alternator	DR	75	12	7255N	8066N
DD 6V-71		Leece Neville 2500JB, 90 Amp	LN	130	12	7612N	7613N
DD 6V-71		Leece Neville 2600JB, 105 Amp	LN	130	12	7612N	7613N
DD 6V-71		Motorola Loadhandler	LN	160	12	8329N	
DD 6V-92	1990-87	Delco 25SI Alternator	DR	85	12	8066N	
DD 6V-92	1990-86	DR 30SI, 105 Amp, w/R Pin, w/o Transformer	DR	105	12	7940N	
DD 6V-92	1990-80	30SI Delco, 90 Amp, w/o Transformer	DR	90	12	7262N	
DD 6V-92		30SI Delco, 90 Amp, w/Transformer	DR	90	12	7256N	
DD 6V-92		Bosch Replacement Unit, 160 Amp, 3 Mounting Ears	BO	160	12	12490N	12715N
DD 6V-92		Bosch Replacement Unit, 200 Amp	BO	200	12	12715N	
DD 6V-92		Leece Neville 2500JB, 90 Amp	LN	130	12	7612N	7613N
DD 6V-92		Leece Neville 2600JB, 105 Amp	LN	130	12	7612N	7613N
DD 6V-92		Motorola Loadhandler	LN	160	12	8329N	
DD 6V-92	1985-80	Delco 25SI Alternator	DR	75	12	7255N	8066N
DD 6V-92	1986	Delco 25SI Alternator	DR	75	12	7255N	8066N
DD 8V-71	1983-73	30SI Delco, 90 Amp, w/o Transformer	DR	90	12	7262N	
DD 8V-71		30SI Delco, 90 Amp, w/Transformer	DR	90	12	7256N	
DD 8V-71		Bosch Replacement Unit, 160 Amp, 3 Mounting Ears	BO	160	12	12490N	12715N
DD 8V-71		Bosch Replacement Unit, 200 Amp	BO	200	12	12715N	
DD 8V-71		Delco 25SI Alternator	DR	75	12	7255N	8066N
DD 8V-71		Leece Neville 2500JB, 90 Amp	LN	130	12	7612N	7613N
DD 8V-71		Leece Neville 2600JB, 105 Amp	LN	130	12	7612N	7613N
DD 8V-71		Motorola Loadhandler	LN	160	12	8329N	
DD 8V-92	1990-87	Delco 25SI Alternator	DR	85	12	8066N	
DD 8V-92	1990-86	DR 30SI, 105 Amp, w/R Pin, w/o Transformer	DR	105	12	7940N	
DD 8V-92	1990-75	30SI Delco, 90 Amp, w/o Transformer	DR	90	12	7262N	
DD 8V-92		30SI Delco, 90 Amp, w/Transformer	DR	90	12	7256N	
DD 8V-92		Bosch Replacement Unit, 160 Amp, 3 Mounting Ears	BO	160	12	12490N	12715N
DD 8V-92		Bosch Replacement Unit, 200 Amp	BO	200	12	12715N	
DD 8V-92		Leece Neville 2500JB, 90 Amp	LN	130	12	7612N	7613N
DD 8V-92		Leece Neville 2600JB, 105 Amp	LN	130	12	7612N	7613N
DD 8V-92		Motorola Loadhandler	LN	160	12	8329N	
DD 8V-92	1985-75	Delco 25SI Alternator	DR	75	12	7255N	8066N
DD 8V-92	1986	Delco 25SI Alternator	DR	75	12	7255N	8066N
KHD							
F3L912 Engine							
2820cc	1975-71	Bosch IR, 55 Amp	BO	65	12	14390N	
F6L912 Engine							
5640cc	1975-70	Bosch IR, 55 Amp, Optional	BO	65	12	14390N	
Mack							
CH							
Mack Eng.	2007-04	DR 36SI, Quad Mt., 24V / 95 Amp	DR	95	24	8610N	
CH Series							
Mack Eng.	2008-99	DR 24SI, J-180 Mtg, 100 Amp	DR	100	12	8701N	
Mack Eng.		DR 24SI, J-180 Mtg, 130 Amp	DR	160	12	8704N	
Mack Eng.		DR 24SI, J-180 Mtg, 145 Amp	DR	160	12	8704N	
Mack Eng.		DR 24SI, J-180 Mtg, 160 Amp	DR	160	12	8704N	
Mack Eng.		DR 35SI Quad Mt., Repl.34SI, R Pin, 110 Amp	DR	140	12	8608N	8613N
Mack Eng.		DR 35SI, J-180 Mtg, 110 Amp, Repl. 33SI	DR	140	12	8607N	8612N
Mack Eng.		DR 35SI, J-180 Mtg, 135 Amp, Repl. 33SI	DR	140	12	8607N	8612N
Mack Eng.		DR 35SI, Quad Mt., Repl.34SI, 135 Amp, w/o Remote Sense	DR	140	12	8608N	8613N
Mack Eng.		DR 35SI, Quad Pad Mt, 110 Amp Std.	DR	140	12	8609N	8614N
Mack Eng.		DR 35SI, Quad Pad Mt., 135 Amp, Remote Sense	DR	140	12	8609N	8614N
Mack Eng.		DR 35SI, Quad Pad Mt., 135 Amp, Std.	DR	140	12	8609N	8614N
Mack Eng.		Opt. Ser. Repl. DR 24SI, Quad Pad Mt., 160 Amp	DR	160	12	8719N	
Mack Eng.		Opt. Serv. Repl., DR 24SI Quad Pad Mt., 145 Amp	DR	160	12	8707N	
Mack Eng.		Opt. Serv. Repl., DR 24SI Quad Pad Mt., 160 Amp	DR	160	12	8707N	

ALTERNATORS

ALTERNATORS AND GENERATORS

ENGINE	YEAR	APPLICATION	Mfg	Amp	Volt	PART NO.	OPT. NO.
Mack (Cont'd)							
CH Series (Cont'd)							
Mack Eng.	2008-99	Opt. Serv. Repl., DR 24SI, Quad Pad Mt., 130 Amp	DR	160	12	8707N	
Mack Eng.		Std. DR 33SI, J-180 Mt., 135 Amp, w/Relay Pin	DR	135	12	8083N	8612N
Mack Eng.	2008-95	Std. DR 33SI, J-180Mt., 110 Amp, w/Relay Pin	DR	110	12	8081N	8612N
Mack Eng.	2007-99	Bosch IR/IF, Repl. Unit, Quad Pad Mtg, 160 Amp	BO	160	12	12491N	12716N
Mack Eng.		Bosch IR/IF, Repl. Unit, Quad Pad Mtg, 200 Amp	BO	200	12	12716N	
Mack Eng.		Bosch Replacement Unit, J-180 Mtg, 200 Amp	BO	200	12	12715N	
Mack Eng.		Delco 22SI, Quad Pad Mt, 100 Amp	DR	145	12	8362N	12491N
Mack Eng.		Delco 22SI, Quad Pad Mt, 145 Amp	DR	145	12	8362N	12491N
Mack Eng.		Delco 34SI, Quad Mt., 135 Amp	DR	135	12	8092N	8613N
Mack Eng.		DR 22SI J-180 Mt., 130 Amp, 14.1 Vset	DR	145	12	8078N	7685N
Mack Eng.		DR 22SI J-180 Mt., 130-145 Amp, 14.5 Vset	DR	145	12	8078N-1	7685N
Mack Eng.		DR 22SI J-180 Mt., 145 Amp, 14.1 Vset	DR	145	12	8078N	7685N
Mack Eng.		DR 22SI Quad Pad Mt., 130 Amp	DR	145	12	8362N	12491N
Mack Eng.		DR 34SI, Quad Mt., 135 Amp, Remote Sense	DR	135	12	8092N	8613N
Mack Eng.		DR 34SI, Quad Pad Mtg., 135 Amp, Remote Sense	DR	140	12	8609N	8614N
Mack Eng.		LN (Pad Mtg.) w/Lamp Driver Reg.	LN	170	12	8614N	
Mack Eng.		Moto (Pad Mtg.) 140 Amp, No Smart Check	LN	160	12	8410N	8410N
Mack Eng.		Moto (Pad Mtg.) 160 Amp, No Smart Check	LN	160	12	8410N	8410N
Mack Eng.		Motorola (J-180) 130 Amp, Std. Regulator	LN	160	12	8329N	
Mack Eng.		Motorola (J-180) 140 Amp, Std. Regulator	LN	160	12	8329N	
Mack Eng.		Opt. Serv. Repl., DR 24SI, J180 Mt., 160 Amp	DR	160	12	8718N	
Mack Eng.		Std. DR 34SI, 110 Amp, Quad Pad Mt.	DR	140	12	8609N	8614N
Mack Eng.		Std. DR 34SI, 135 Amp, Quad Pad Mt.	DR	135	12	8096N	8614N
Mack Eng.	2007-95	Delco 34SI, Quad Mt, 110 Amp, Std.	DR	135	12	8092N	8613N
Mack Eng.	2007-88	Bosch Replacement Unit, 160 Amp, 3 Mounting Ears	BO	160	12	12490N	12715N
Mack Eng.		Motorola 8LHA, 130 Amp, Std. Regulator	LN	160	12	8329N	
Mack Eng.	1998-95	Delco 21SI, 130 Amp	DR	130	12	7681N	7685N
Mack Eng.		Delco 21SI, 145 Amp, 14.1 Vset	DR	145-160	12	7685N-1	8076N
Mack Eng.		Delco 21SI, 145 Amp, 14.5 Vset	DR	145-160	12	7685N-1	8076N
Mack Eng.	1998-88	Bosch Replacement Unit, 200 Amp	BO	200	12	12715N	
Mack Eng.		DR 30SI, 105 Amp, w/R Pin, w/o Transformer	DR	105	12	7940N	
Mack Eng.		Leece Neville 2500JB, 90 Amp	LN	130	12	7612N	7613N
Mack Eng.		Leece Neville 2600JB, 105 Amp	LN	130	12	7612N	7613N
Mack Eng.		Leece Neville 2700JB, 130 Amp	LN	130	12	7612N	7613N
Mack Eng.		Leece Neville 2805JB, 145 Amp	LN	160	12	7613N	7613N-LC
Mack Eng.		Leece Neville LC Series, 160 Amp, stator activated, 239 mm Rotor OAL	LN	160	12	7613N-LC	
Mack Eng.		Leece Neville, IR/EF, 160 Amp, trio activated, (235mm rotor OAL)	LN	160	12	7613N	7613N-LC
Mack Eng.		Motorola 8LHA, 130 Amp, Std. Regulator	LN	160	12	8329N	
Mack Eng.		Motorola 8LHA, 140 Amp, Std. Regulator	LN	160	12	8329N	
Mack Eng.	1994-88	30SI Delco, 90 Amp, w/o Transformer	DR	90	12	7262N	
Mack Eng.		30SI Delco, 90 Amp, w/Transformer	DR	90	12	7256N	
Mack Eng.		Delco 21SI, 100 Amp	DR	130	12	7681N	7685N
Mack Eng.		Delco 21SI, 130 Amp	DR	130	12	7681N	7685N
Mack Eng.		Delco 21SI, 145 Amp, 14.1 Vset	DR	145-160	12	7685N	8076N
Mack Eng.		Delco 21SI, 145 Amp, 14.5 Vset	DR	145-160	12	7685N-1	8076N
Mack Eng.		Delco 25SI, 75 Amp	DR	75	12	7255N	8066N
Mack Eng.		Delco 25SI, 85 Amp	DR	85	12	8066N	
Mack Eng.		Delco 26SI, 85 Amp, w/Relay Terminal	DR	85	12	8066N	
CL							
Cummins ISX	2007-04	DR 36SI, Quad Mt., 24V / 95 Amp	DR	95	24	8610N	
ISX	2003-98	ND IR/ EF, 24V/ 65 Amp, J-180 Mtg.	ND	95	24	12670N	
Mack Eng.	2006-04	DR 36SI, Quad Mt., 24V / 95 Amp	DR	95	24	8610N	
CL Series							
Cummins ISX	2008-01	DR 24SI, J-180 Mtg, 100 Amp	DR	100	12	8701N	
Cummins ISX		DR 24SI, J-180 Mtg, 130 Amp	DR	160	12	8704N	
Cummins ISX		DR 24SI, J-180 Mtg, 145 Amp	DR	160	12	8704N	
Cummins ISX		DR 24SI, J-180 Mtg, 160 Amp	DR	160	12	8704N	
Cummins ISX		DR 35SI Quad Mt., Repl.34SI, R Pin, 110 Amp	DR	140	12	8608N	8613N
Cummins ISX		DR 35SI, J-180 Mtg, 110 Amp, Repl. 33SI	DR	140	12	8607N	8612N
Cummins ISX		DR 35SI, J-180 Mtg, 135 Amp, Repl. 33SI	DR	140	12	8607N	8612N
Cummins ISX		DR 35SI, Quad Mt., Repl.34SI, 135 Amp,w/o Remote Sense	DR	140	12	8608N	8613N
Cummins ISX		DR 35SI, Quad Pad Mt, 110 Amp Std.	DR	140	12	8609N	8614N
Cummins ISX		DR 35SI, Quad Pad Mt., 135 Amp, Remote Sense	DR	140	12	8609N	8614N

ALTERNATORS AND GENERATORS

ENGINE	YEAR	APPLICATION	Mfg	Amp	Volt	PART NO.	OPT. NO.
Mack (Cont'd)							
CL Series (Cont'd)							
Cummins ISX	2008-01	DR 35SI, Quad Pad Mt., 135 Amp, Std.	DR	140	12	8609N	8614N
Cummins ISX		Opt. Ser. Repl. DR 24SI, Quad Pad Mt., 160 Amp	DR	160	12	8719N	
Cummins ISX		Opt. Serv. Repl., DR 24SI Quad Pad Mt., 145 Amp	DR	160	12	8707N	
Cummins ISX		Opt. Serv. Repl., DR 24SI Quad Pad Mt., 160 Amp	DR	160	12	8707N	
Cummins ISX		Opt. Serv. Repl., DR 24SI, Qaud Pad Mt., 130 Amp	DR	160	12	8707N	
Cummins ISX		Std. DR 33SI, J-180 Mt.,135 Amp, w/Relay Pin	DR	135	12	8083N	8612N
Cummins ISX		Std. DR 33SI, J-180Mt.,110 Amp, w/Relay Pin	DR	110	12	8081N	8612N
Cummins ISX	2007-01	Bosch IR/IF, Repl. Unit, Quad Pad Mtg, 160 Amp	BO	160	12	12491N	12716N
Cummins ISX		Bosch IR/IF, Repl. Unit, Quad Pad Mtg, 200 Amp	BO	200	12	12716N	
Cummins ISX		Bosch Replacement Unit, 160 Amp, 3 Mounting Ears	BO	160	12	12490N	12715N
Cummins ISX		Bosch Replacement Unit, J-180 Mtg, 200 Amp	BO	200	12	12715N	
Cummins ISX		Delco 22SI, Quad Pad Mt, 100 Amp	DR	145	12	8362N	12491N
Cummins ISX		Delco 22SI, Quad Pad Mt, 145 Amp	DR	145	12	8362N	12491N
Cummins ISX		Delco 34SI, Quad Mt, 110 Amp, Std.	DR	135	12	8092N	8613N
Cummins ISX		Delco 34SI, Quad Mt., 135 Amp	DR	135	12	8092N	8613N
Cummins ISX		DR 22SI J-180 Mt., 130 Amp, 14.1 Vset	DR	145	12	8078N	7685N
Cummins ISX		DR 22SI J-180 Mt., 130-145 Amp, 14.5 Vset	DR	145	12	8078N-1	7685N
Cummins ISX		DR 22SI J-180 Mt., 145 Amp, 14.1 Vset	DR	145	12	8078N	7685N
Cummins ISX		DR 22SI Quad Pad Mt., 130 Amp	DR	145	12	8362N	12491N
Cummins ISX		DR 34SI, Quad Mt., 135 Amp, Remote Sense	DR	135	12	8092N	8613N
Cummins ISX		DR 34SI, Quad Pad Mtg., 135 Amp, Remote Sense	DR	140	12	8609N	8614N
Cummins ISX		LN (Pad Mtg.) w/Lamp Driver Reg.	DR	170	12	8614N	
Cummins ISX		Moto (Pad Mtg.) 140 Amp, No Smart Check	LN	160	12	8410N	8410N
Cummins ISX		Moto (Pad Mtg.) 160 Amp, No Smart Check	LN	160	12	8410N	8410N
Cummins ISX		Motorola (J-180) 130 Amp, Std. Regulator	LN	160	12	8329N	
Cummins ISX		Motorola (J-180) 140 Amp, Std. Regulator	LN	160	12	8329N	
Cummins ISX		Motorola 8LHA, 130 Amp, Std. Regulator	LN	160	12	8329N	
Cummins ISX		Opt. Serv. Repl., DR 24SI, J180 Mt., 160 Amp	DR	160	12	8718N	
Cummins ISX		Std. DR 34SI, 110 Amp, Quad Pad Mt.	DR	140	12	8609N	8614N
Cummins ISX		Std. DR 34SI, 135 Amp, Quad Pad Mt.	DR	135	12	8096N	8614N
Mack Eng.	2008-99	DR 24SI, J-180 Mtg, 100 Amp	DR	100	12	8701N	
Mack Eng.		DR 24SI, J-180 Mtg, 130 Amp	DR	160	12	8704N	
Mack Eng.		DR 24SI, J-180 Mtg, 145 Amp	DR	160	12	8704N	
Mack Eng.		DR 24SI, J-180 Mtg, 160 Amp	DR	160	12	8704N	
Mack Eng.		DR 35SI Quad Mt., Repl.34SI, R Pin, 110 Amp	DR	140	12	8608N	8613N
Mack Eng.		DR 35SI, J-180 Mtg, 110 Amp, Repl. 33SI	DR	140	12	8607N	8612N
Mack Eng.		DR 35SI, J-180 Mtg, 135 Amp, Repl. 33SI	DR	140	12	8607N	8612N
Mack Eng.		DR 35SI, Quad Mt., Repl.34SI, 135 Amp,w/o Remote Sense	DR	140	12	8608N	8613N
Mack Eng.		DR 35SI, Quad Pad Mt, 110 Amp Std.	DR	140	12	8609N	8614N
Mack Eng.		DR 35SI, Quad Pad Mt., 135 Amp, Remote Sense	DR	140	12	8609N	8614N
Mack Eng.		DR 35SI, Quad Pad Mt., 135 Amp, Std.	DR	140	12	8609N	8614N
Mack Eng.		Opt. Ser. Repl. DR 24SI, Quad Pad Mt., 160 Amp	DR	160	12	8719N	
Mack Eng.		Opt. Serv. Repl., DR 24SI Quad Pad Mt., 145 Amp	DR	160	12	8707N	
Mack Eng.		Opt. Serv. Repl., DR 24SI Quad Pad Mt., 160 Amp	DR	160	12	8707N	
Mack Eng.		Opt. Serv. Repl., DR 24SI, Qaud Pad Mt., 130 Amp	DR	160	12	8707N	
Mack Eng.		Std. DR 33SI, J-180 Mt.,135 Amp, w/Relay Pin	DR	135	12	8083N	8612N
Mack Eng.	2008-95	Std. DR 33SI, J-180Mt.,110 Amp, w/Relay Pin	DR	110	12	8081N	8612N
Mack Eng.	2007-99	Bosch IR/IF, Repl. Unit, Quad Pad Mtg, 160 Amp	BO	160	12	12491N	12716N
Mack Eng.		Bosch IR/IF, Repl. Unit, Quad Pad Mtg, 200 Amp	BO	200	12	12716N	
Mack Eng.		Bosch Replacement Unit, J-180 Mtg, 200 Amp	BO	200	12	12715N	
Mack Eng.		Delco 22SI, Quad Pad Mt, 100 Amp	DR	145	12	8362N	12491N
Mack Eng.		Delco 22SI, Quad Pad Mt, 145 Amp	DR	145	12	8362N	12491N
Mack Eng.		Delco 34SI, Quad Mt., 135 Amp	DR	135	12	8092N	8613N
Mack Eng.		DR 22SI J-180 Mt., 130 Amp, 14.1 Vset	DR	145	12	8078N	7685N
Mack Eng.		DR 22SI J-180 Mt., 130-145 Amp, 14.5 Vset	DR	145	12	8078N-1	7685N
Mack Eng.		DR 22SI J-180 Mt., 145 Amp, 14.1 Vset	DR	145	12	8078N	7685N
Mack Eng.		DR 22SI Quad Pad Mt., 130 Amp	DR	145	12	8362N	12491N
Mack Eng.		DR 34SI, Quad Mt., 135 Amp, Remote Sense	DR	135	12	8092N	8613N
Mack Eng.		DR 34SI, Quad Pad Mtg., 135 Amp, Remote Sense	DR	140	12	8609N	8614N
Mack Eng.		LN (Pad Mtg.) w/Lamp Driver Reg.	DR	170	12	8614N	
Mack Eng.		Moto (Pad Mtg.) 140 Amp, No Smart Check	LN	160	12	8410N	8410N
Mack Eng.		Moto (Pad Mtg.) 160 Amp, No Smart Check	LN	160	12	8410N	8410N
Mack Eng.		Motorola (J-180) 130 Amp, Std. Regulator	LN	160	12	8329N	
Mack Eng.		Motorola (J-180) 140 Amp, Std. Regulator	LN	160	12	8329N	
Mack Eng.		Opt. Serv. Repl., DR 24SI, J180 Mt., 160 Amp	DR	160	12	8718N	
Mack Eng.		Std. DR 34SI, 110 Amp, Quad Pad Mt.	DR	140	12	8609N	8614N

ALTERNATORS

ALTERNATORS AND GENERATORS

ENGINE	YEAR	APPLICATION	Mfg	Amp	Volt	PART NO.	OPT. NO.
Mack (Cont'd)							
CL Series (Cont'd)							
Mack Eng.	2007-99	Std. DR 34SI, 135 Amp, Quad Pad Mt.	DR	135	12	8096N	8614N
Mack Eng.	2007-95	Delco 34SI, Quad Mt, 110 Amp, Std.	DR	135	12	8092N	8613N
Mack Eng.	2007-90	Bosch Replacement Unit, 160 Amp, 3 Mounting Ears	BO	160	12	12490N	12715N
Mack Eng.		Motorola 8LHA, 130 Amp, Std. Regulator	LN	160	12	8329N	
Mack Eng.	1998-95	Delco 21SI, 130 Amp	DR	130	12	7681N	7685N
Mack Eng.		Delco 21SI, 145 Amp, 14.1 Vset	DR	145-160	12	7685N-1	8076N
Mack Eng.		Delco 21SI, 145 Amp, 14.5 Vset	DR	145-160	12	7685N-1	8076N
Mack Eng.	1998-90	Bosch Replacement Unit, 200 Amp	BO	200	12	12715N	
Mack Eng.		DR 30SI, 105 Amp, w/R Pin, w/o Transformer	DR	105	12	7940N	
Mack Eng.		Leece Neville 2500JB, 90 Amp	LN	130	12	7612N	7613N
Mack Eng.		Leece Neville 2600JB, 105 Amp	LN	130	12	7612N	7613N
Mack Eng.		Leece Neville 2700JB, 130 Amp	LN	130	12	7612N	7613N
Mack Eng.		Leece Neville 2805JB, 145 Amp	LN	160	12	7613N	7613N-LC
Mack Eng.		Leece Neville LC Series, 160 Amp, stator activated, 239 mm Rotor OAL	LN	160	12	7613N-LC	
Mack Eng.		Leece Neville, IR/EF, 160 Amp, trio activated, (235mm rotor OAL)	LN	160	12	7613N	7613N-LC
Mack Eng.		Motorola 8LHA, 130 Amp, Std. Regulator	LN	160	12	8329N	
Mack Eng.		Motorola 8LHA, 140 Amp, Std. Regulator	LN	160	12	8329N	
Mack Eng.	1994-90	30SI Delco, 90 Amp, w/o Transformer	DR	90	12	7262N	
Mack Eng.		30SI Delco, 90 Amp, w/Transformer	DR	90	12	7256N	
Mack Eng.		Delco 21SI, 100 Amp	DR	130	12	7681N	7685N
Mack Eng.		Delco 21SI, 130 Amp	DR	130	12	7681N	7685N
Mack Eng.		Delco 21SI, 145 Amp, 14.1 Vset	DR	145-160	12	7685N	8076N
Mack Eng.		Delco 21SI, 145 Amp, 14.5 Vset	DR	145-160	12	7685N-1	8076N
Mack Eng.		Delco 25SI, 75 Amp	DR	75	12	7255N	8066N
Mack Eng.		Delco 25SI, 85 Amp	DR	85	12	8066N	
Mack Eng.		Delco 26SI, 85 Amp, w/Relay Terminal	DR	85	12	8066N	
CM Series							
Mack E5 / EC5	1989-86	30SI Delco, 90 Amp, w/o Transformer	DR	90	12	7262N	
Mack E5 / EC5		30SI Delco, 90 Amp, w/Transformer	DR	90	12	7256N	
Mack E5 / EC5		Bosch Replacement Unit, 160 Amp, 3 Mounting Ears	BO	160	12	12490N	12715N
Mack E5 / EC5		Bosch Replacement Unit, 200 Amp	BO	200	12	12715N	
Mack E5 / EC5		Delco 21SI, 100 Amp	DR	130	12	7681N	7685N
Mack E5 / EC5		Delco 21SI, 130 Amp	DR	130	12	7681N	7685N
Mack E5 / EC5		Delco 21SI, 145 Amp, 14.1 Vset	DR	145-160	12	7685N	8076N
Mack E5 / EC5		Delco 21SI, 145 Amp, 14.5 Vset	DR	145-160	12	7685N-1	8076N
Mack E5 / EC5		Delco 25SI, 75 Amp	DR	75	12	7255N	8066N
Mack E5 / EC5		Delco 25SI, 85 Amp	DR	85	12	8066N	
Mack E5 / EC5		Delco 26SI, 85 Amp, w/Relay Terminal	DR	85	12	8066N	
Mack E5 / EC5		DR 30SI, 105 Amp, w/R Pin, w/o Transformer	DR	105	12	7940N	
Mack E5 / EC5		Leece Neville 2500JB, 90 Amp	LN	130	12	7612N	7613N
Mack E5 / EC5		Leece Neville 2600JB, 105 Amp	LN	130	12	7612N	7613N
Mack E5 / EC5		Leece Neville 2700JB, 130 Amp	LN	130	12	7612N	7613N
Mack E5 / EC5		Leece Neville 2805JB, 145 Amp	LN	160	12	7613N	7613N-LC
Mack E5 / EC5		Leece Neville LC Series, 160 Amp, stator activated, 239 mm Rotor OAL	LN	160	12	7613N-LC	
Mack E5 / EC5		Leece Neville, IR/EF, 160 Amp, trio activated, (235mm rotor OAL)	LN	160	12	7613N	7613N-LC
Mack E5 / EC5		Motorola 8LHA, 130 Amp, Std. Regulator	LN	160	12	8329N	
Mack E5 / EC5		Motorola 8LHA, 140 Amp, Std. Regulator	LN	160	12	8329N	
CS Series (Midliner)							
Mack Eng.	1999-95	Delco 21SI, 130 Amp	DR	130	12	7681N	7685N
Mack Eng.		Delco 21SI, 145 Amp, 14.1 Vset	DR	145-160	12	7685N-1	8076N
Mack Eng.		Delco 21SI, 145 Amp, 14.5 Vset	DR	145-160	12	7685N-1	8076N
Mack Eng.		Delco 34SI, Quad Mt, 110 Amp, Std.	DR	135	12	8092N	8613N
Mack Eng.		Std. DR 33SI, J-180Mt., 110 Amp, w/Relay Pin	DR	110	12	8081N	8612N
Mack Eng.	1999-90	Bosch Replacement Unit, 160 Amp, 3 Mounting Ears	BO	160	12	12490N	12715N
Mack Eng.		Bosch Replacement Unit, 200 Amp	BO	200	12	12715N	
Mack Eng.		DR 30SI, 105 Amp, w/R Pin, w/o Transformer	DR	105	12	7940N	
Mack Eng.		Leece Neville 2500JB, 90 Amp	LN	130	12	7612N	7613N
Mack Eng.		Leece Neville 2600JB, 105 Amp	LN	130	12	7612N	7613N
Mack Eng.		Leece Neville 2700JB, 130 Amp	LN	130	12	7612N	7613N
Mack Eng.		Leece Neville 2805JB, 145 Amp	LN	160	12	7613N	7613N-LC

ALTERNATORS AND GENERATORS

ENGINE	YEAR	APPLICATION	Mfg	Amp	Volt	PART NO.	OPT. NO.
Mack (Cont'd)							
CS Series (Midliner) (Cont'd)							
Mack Eng.	1999-90	Leece Neville LC Series, 160 Amp, stator activated, 239 mm Rotor OAL	LN	160	12	7613N-LC	
Mack Eng.		Leece Neville, IR/EF, 160 Amp, trio activated, (235mm rotor OAL)	LN	160	12	7613N	7613N-LC
Mack Eng.		Motorola 8LHA, 130 Amp, Std. Regulator	LN	160	12	8329N	
Mack Eng.		Motorola 8LHA, 140 Amp, Std. Regulator	LN	160	12	8329N	
Mack Eng.	1994-90	30SI Delco, 90 Amp, w/o Transformer	DR	90	12	7262N	
Mack Eng.		30SI Delco, 90 Amp, w/Transformer	DR	90	12	7256N	
Mack Eng.		Delco 21SI, 100 Amp	DR	130	12	7681N	7685N
Mack Eng.		Delco 21SI, 130 Amp	DR	130	12	7681N	7685N
Mack Eng.		Delco 21SI, 145 Amp, 14.1 Vset	DR	145-160	12	7685N	8076N
Mack Eng.		Delco 21SI, 145 Amp, 14.5 Vset	DR	145-160	12	7685N-1	8076N
Mack Eng.		Delco 25SI, 75 Amp	DR	75	12	7255N	8066N
Mack Eng.		Delco 25SI, 85 Amp	DR	85	12	8066N	
Mack Eng.		Delco 26SI, 85 Amp, w/Relay Terminal	DR	85	12	8066N	
Renault 5.8L	1991-86	DR 20SI, 60 Amp	DR	60	12	7266N	
Renault 6.2L	2001-90	Bosch Replacement Unit, 160 Amp, 3 Mounting Ears	BO	160	12	12490N	12715N
Renault 6.2L		Bosch Replacement Unit, 200 Amp	BO	200	12	12715N	
Renault 6.2L		Delco 26SI, 85 Amp, w/Relay Terminal	DR	85	12	8066N	
Renault 6.2L		DR 20SI, 60 Amp	DR	60	12	7266N	
Renault 6.2L		DR 30SI, 105 Amp, w/R Pin, w/o Transformer	DR	105	12	7940N	
Renault 6.2L		Leece Neville 2600JB, 105 Amp	LN	130	12	7612N	7613N
Renault 6.2L		Motorola 8LHA, 130 Amp, Std. Regulator	LN	160	12	8329N	
Renault 8.8L	1990-86	DR 20SI, 60 Amp	DR	60	12	7266N	
CT / CTP Series							
Mack Eng.	2008-06	DR 24SI, J-180 Mtg, 100 Amp	DR	100	12	8701N	
Mack Eng.		DR 24SI, J-180 Mtg, 130 Amp	DR	160	12	8704N	
Mack Eng.		DR 24SI, J-180 Mtg, 145 Amp	DR	160	12	8704N	
Mack Eng.		DR 24SI, J-180 Mtg, 160 Amp	DR	160	12	8704N	
Mack Eng.		DR 35SI Quad Mt., Repl.34SI, R Pin, 110 Amp	DR	140	12	8608N	8613N
Mack Eng.		DR 35SI, J-180 Mtg, 110 Amp, Repl. 33SI	DR	140	12	8607N	8612N
Mack Eng.		DR 35SI, J-180 Mtg, 135 Amp, Repl. 33SI	DR	140	12	8607N	8612N
Mack Eng.		DR 35SI, Quad Mt., Repl.34SI, 135 Amp,w/o Remote Sense	DR	140	12	8608N	8613N
Mack Eng.		DR 35SI, Quad Pad Mt, 110 Amp Std.	DR	140	12	8609N	8614N
Mack Eng.		DR 35SI, Quad Pad Mt., 135 Amp, Remote Sense	DR	140	12	8609N	8614N
Mack Eng.		DR 35SI, Quad Pad Mt., 135 Amp, Std.	DR	140	12	8609N	8614N
Mack Eng.		Opt. Ser. Repl. DR 24SI, Quad Pad Mt., 160 Amp	DR	160	12	8719N	
Mack Eng.		Opt. Serv. Repl., DR 24SI Quad Pad Mt., 145 Amp	DR	160	12	8707N	
Mack Eng.		Opt. Serv. Repl., DR 24SI Quad Pad Mt., 160 Amp	DR	160	12	8707N	
Mack Eng.		Opt. Serv. Repl., DR 24SI, Quad Pad Mt., 130 Amp	DR	160	12	8707N	
Mack Eng.		Std. DR 33SI, J-180 Mt., 135 Amp, w/Relay Pin	DR	135	12	8083N	8612N
Mack Eng.		Std. DR 33SI, J-180Mt., 110 Amp, w/Relay Pin	DR	110	12	8081N	8612N
Mack Eng.	2007-06	Bosch IR/IF, Repl. Unit, Quad Pad Mtg, 160 Amp	BO	160	12	12491N	12716N
Mack Eng.		Bosch IR/IF, Repl. Unit, Quad Pad Mtg, 200 Amp	BO	200	12	12716N	
Mack Eng.		Bosch Replacement Unit, 160 Amp, 3 Mounting Ears	BO	160	12	12490N	12715N
Mack Eng.		Bosch Replacement Unit, J-180 Mtg, 200 Amp	BO	200	12	12715N	
Mack Eng.		Delco 22SI, Quad Pad Mt, 100 Amp	DR	145	12	8362N	12491N
Mack Eng.		Delco 22SI, Quad Pad Mt, 145 Amp	DR	145	12	8362N	12491N
Mack Eng.		Delco 34SI, Quad Mt, 110 Amp, Std.	DR	135	12	8092N	8613N
Mack Eng.		Delco 34SI, Quad Mt., 135 Amp	DR	135	12	8092N	8613N
Mack Eng.		DR 22SI J-180 Mt., 130 Amp, 14.1 Vset	DR	145	12	8078N	7685N
Mack Eng.		DR 22SI J-180 Mt., 130-145 Amp, 14.5 Vset	DR	145	12	8078N-1	7685N
Mack Eng.		DR 22SI J-180 Mt., 145 Amp, 14.1 Vset	DR	145	12	8078N	7685N
Mack Eng.		DR 22SI Quad Pad Mt., 130 Amp	DR	145	12	8362N	12491N
Mack Eng.		DR 34SI, Quad Mt., 135 Amp, Remote Sense	DR	135	12	8092N	8613N
Mack Eng.		DR 34SI, Quad Pad Mtg., 135 Amp, Remote Sense	DR	140	12	8609N	8614N
Mack Eng.		LN (Pad Mtg.) w/Lamp Driver Reg.	DR	170	12	8614N	
Mack Eng.		Moto (Pad Mtg.) 140 Amp, No Smart Check	LN	160	12	8410N	8410N
Mack Eng.		Moto (Pad Mtg.) 160 Amp, No Smart Check	LN	160	12	8410N	8410N
Mack Eng.		Motorola (J-180) 130 Amp, Std. Regulator	LN	160	12	8329N	
Mack Eng.		Motorola (J-180) 140 Amp, Std. Regulator	LN	160	12	8329N	
Mack Eng.		Motorola 8LHA, 130 Amp, Std. Regulator	LN	160	12	8329N	
Mack Eng.		Opt. Serv. Repl., DR 24SI, J180 Mt., 160 Amp	DR	160	12	8718N	
Mack Eng.		Std. DR 34SI, 110 Amp, Quad Pad Mt.	DR	140	12	8609N	8614N
Mack Eng.		Std. DR 34SI, 135 Amp, Quad Pad Mt.	DR	135	12	8096N	8614N

ALTERNATORS

ALTERNATORS AND GENERATORS

ENGINE	YEAR	APPLICATION	Mfg	Amp	Volt	PART NO.	OPT. NO.
Mack (Cont'd)							
CT / CTP Series (Cont'd)							
Mack Eng.	2007-04	DR 36SI, Quad Mt., 24V / 95 Amp	DR	95	24	8610N	
CV Series							
Mack Eng.	2008-01	DR 24SI, J-180 Mtg, 100 Amp	DR	100	12	8701N	
Mack Eng.		DR 24SI, J-180 Mtg, 130 Amp	DR	160	12	8704N	
Mack Eng.		DR 24SI, J-180 Mtg, 145 Amp	DR	160	12	8704N	
Mack Eng.		DR 24SI, J-180 Mtg, 160 Amp	DR	160	12	8704N	
Mack Eng.		DR 35SI Quad Mt., Repl.34SI, R Pin, 110 Amp	DR	140	12	8608N	8613N
Mack Eng.		DR 35SI, J-180 Mtg, 110 Amp, Repl. 33SI	DR	140	12	8607N	8612N
Mack Eng.		DR 35SI, J-180 Mtg, 135 Amp, Repl. 33SI	DR	140	12	8607N	8612N
Mack Eng.		DR 35SI, Quad Mt., Repl.34SI, 135 Amp,w/o Remote Sense	DR	140	12	8608N	8613N
Mack Eng.		DR 35SI, Quad Pad Mt, 110 Amp Std.	DR	140	12	8609N	8614N
Mack Eng.		DR 35SI, Quad Pad Mt., 135 Amp, Remote Sense	DR	140	12	8609N	8614N
Mack Eng.		DR 35SI, Quad Pad Mt., 135 Amp, Std.	DR	140	12	8609N	8614N
Mack Eng.		Opt. Ser. Repl. DR 24SI, Quad Pad Mt., 160 Amp	DR	160	12	8719N	
Mack Eng.		Opt. Serv. Repl., DR 24SI Quad Pad Mt., 145 Amp	DR	160	12	8707N	
Mack Eng.		Opt. Serv. Repl., DR 24SI Quad Pad Mt., 160 Amp	DR	160	12	8707N	
Mack Eng.		Opt. Serv. Repl., DR 24SI, Quad Pad Mt., 130 Amp	DR	160	12	8707N	
Mack Eng.		Std. DR 33SI, J-180 Mt., 135 Amp, w/Relay Pin	DR	135	12	8083N	8612N
Mack Eng.		Std. DR 33SI, J-180Mt., 110 Amp, w/Relay Pin	DR	110	12	8081N	8612N
Mack Eng.	2007-04	DR 36SI, Quad Mt., 24V / 95 Amp	DR	95	24	8610N	
Mack Eng.	2007-01	Bosch IR/IF, Repl. Unit, Quad Pad Mtg, 160 Amp	BO	160	12	12491N	12716N
Mack Eng.		Bosch IR/IF, Repl. Unit, Quad Pad Mtg, 200 Amp	BO	200	12	12716N	
Mack Eng.		Bosch Replacement Unit, 160 Amp, 3 Mounting Ears	BO	160	12	12490N	12715N
Mack Eng.		Bosch Replacement Unit, J-180 Mtg, 200 Amp	BO	200	12	12715N	
Mack Eng.		Delco 22SI, Quad Pad Mt, 100 Amp	DR	145	12	8362N	12491N
Mack Eng.		Delco 22SI, Quad Pad Mt, 145 Amp	DR	145	12	8362N	12491N
Mack Eng.		Delco 34SI, Quad Mt, 110 Amp, Std.	DR	135	12	8092N	8613N
Mack Eng.		Delco 34SI, Quad Mt., 135 Amp	DR	135	12	8092N	8613N
Mack Eng.		DR 22SI J-180 Mt., 130 Amp, 14.1 Vset	DR	145	12	8078N	7685N
Mack Eng.		DR 22SI J-180 Mt., 130-145 Amp, 14.5 Vset	DR	145	12	8078N-1	7685N
Mack Eng.		DR 22SI J-180 Mt., 145 Amp, 14.1 Vset	DR	145	12	8078N	7685N
Mack Eng.		DR 22SI Quad Pad Mt., 130 Amp	DR	145	12	8362N	12491N
Mack Eng.		DR 34SI, Quad Mt., 135 Amp, Remote Sense	DR	135	12	8092N	8613N
Mack Eng.		DR 34SI, Quad Pad Mtg., 135 Amp, Remote Sense	DR	140	12	8609N	8614N
Mack Eng.		LN (Pad Mtg.) w/Lamp Driver Reg.	DR	170	12	8614N	
Mack Eng.		Moto (Pad Mtg.) 140 Amp, No Smart Check	LN	160	12	8410N	8410N
Mack Eng.		Moto (Pad Mtg.) 160 Amp, No Smart Check	LN	160	12	8410N	8410N
Mack Eng.		Motorola (J-180) 130 Amp, Std. Regulator	LN	160	12	8329N	
Mack Eng.		Motorola (J-180) 140 Amp, Std. Regulator	LN	160	12	8329N	
Mack Eng.		Motorola 8LHA, 130 Amp, Std. Regulator	LN	160	12	8329N	
Mack Eng.		Opt. Serv. Repl., DR 24SI, J180 Mt., 160 Amp	DR	160	12	8718N	
Mack Eng.		Std. DR 34SI, 110 Amp, Quad Pad Mt.	DR	140	12	8609N	8614N
Mack Eng.		Std. DR 34SI, 135 Amp, Quad Pad Mt.	DR	135	12	8096N	8614N
CX Series (Vision)							
Mack Eng.	2008-00	DR 24SI, J-180 Mtg, 100 Amp	DR	100	12	8701N	
Mack Eng.		DR 24SI, J-180 Mtg, 130 Amp	DR	160	12	8704N	
Mack Eng.		DR 24SI, J-180 Mtg, 145 Amp	DR	160	12	8704N	
Mack Eng.		DR 24SI, J-180 Mtg, 160 Amp	DR	160	12	8704N	
Mack Eng.		DR 35SI Quad Mt., Repl.34SI, R Pin, 110 Amp	DR	140	12	8608N	8613N
Mack Eng.		DR 35SI, J-180 Mtg, 110 Amp, Repl. 33SI	DR	140	12	8607N	8612N
Mack Eng.		DR 35SI, J-180 Mtg, 135 Amp, Repl. 33SI	DR	140	12	8607N	8612N
Mack Eng.		DR 35SI, Quad Mt., Repl.34SI, 135 Amp,w/o Remote Sense	DR	140	12	8608N	8613N
Mack Eng.		DR 35SI, Quad Pad Mt, 110 Amp Std.	DR	140	12	8609N	8614N
Mack Eng.		DR 35SI, Quad Pad Mt., 135 Amp, Remote Sense	DR	140	12	8609N	8614N
Mack Eng.		DR 35SI, Quad Pad Mt., 135 Amp, Std.	DR	140	12	8609N	8614N
Mack Eng.		Opt. Serv. Repl., DR 24SI Quad Pad Mt., 145 Amp	DR	160	12	8707N	
Mack Eng.		Opt. Serv. Repl., DR 24SI Quad Pad Mt., 160 Amp	DR	160	12	8707N	
Mack Eng.		Opt. Serv. Repl., DR 24SI, Quad Pad Mt., 130 Amp	DR	160	12	8707N	
Mack Eng.		Std. DR 33SI, J-180 Mt., 135 Amp, w/Relay Pin	DR	135	12	8083N	8612N
Mack Eng.		Std. DR 33SI, J-180Mt., 110 Amp, w/Relay Pin	DR	110	12	8081N	8612N
Mack Eng.	2007-04	DR 36SI, Quad Mt., 24V / 95 Amp	DR	95	24	8610N	
Mack Eng.	2005-00	Bosch IR/IF, Repl. Unit, Quad Pad Mtg, 160 Amp	BO	160	12	12491N	12716N
Mack Eng.		Bosch IR/IF, Repl. Unit, Quad Pad Mtg, 200 Amp	BO	200	12	12716N	
Mack Eng.		Bosch Replacement Unit, 160 Amp, 3 Mounting Ears	BO	160	12	12490N	12715N
Mack Eng.		Bosch Replacement Unit, J-180 Mtg, 200 Amp	BO	200	12	12715N	

ALTERNATORS AND GENERATORS

ENGINE	YEAR	APPLICATION	Mfg	Amp	Volt	PART NO.	OPT. NO.
Mack (Cont'd)							
CX Series (Vision) (Cont'd)							
Mack Eng.	2005-00	Delco 22SI, Quad Pad Mt, 100 Amp	DR	145	12	8362N	12491N
Mack Eng.		Delco 22SI, Quad Pad Mt, 145 Amp	DR	145	12	8362N	12491N
Mack Eng.		Delco 34SI, Quad Mt, 110 Amp, Std.	DR	135	12	8092N	8613N
Mack Eng.		Delco 34SI, Quad Mt., 135 Amp	DR	135	12	8092N	8613N
Mack Eng.		DR 22SI J-180 Mt., 130 Amp, 14.1 Vset	DR	145	12	8078N	7685N
Mack Eng.		DR 22SI J-180 Mt., 130-145 Amp, 14.5 Vset	DR	145	12	8078N-1	7685N
Mack Eng.		DR 22SI J-180 Mt., 145 Amp, 14.1 Vset	DR	145	12	8078N	7685N
Mack Eng.		DR 22SI Quad Pad Mt., 130 Amp	DR	145	12	8362N	12491N
Mack Eng.		DR 34SI, Quad Mt., 135 Amp, Remote Sense	DR	135	12	8092N	8613N
Mack Eng.		DR 34SI, Quad Pad Mtg., 135 Amp, Remote Sense	DR	140	12	8609N	8614N
Mack Eng.		LN (Pad Mtg.) w/Lamp Driver Reg.	DR	170	12	8614N	
Mack Eng.		Moto (Pad Mtg.) 140 Amp, No Smart Check	LN	160	12	8410N	8410N
Mack Eng.		Moto (Pad Mtg.) 160 Amp, No Smart Check	LN	160	12	8410N	8410N
Mack Eng.		Motorola (J-180) 130 Amp, Std. Regulator	LN	160	12	8329N	
Mack Eng.		Motorola (J-180) 140 Amp, Std. Regulator	LN	160	12	8329N	
Mack Eng.		Motorola 8LHA, 130 Amp, Std. Regulator	LN	160	12	8329N	
Mack Eng.		Opt. Ser. Repl. DR 24SI, Quad Pad Mt., 160 Amp	DR	160	12	8719N	
Mack Eng.		Opt. Serv. Repl., DR 24SI, J180 Mt., 160 Amp	DR	160	12	8718N	
Mack Eng.		Std. DR 34SI, 110 Amp, Quad Pad Mt.	DR	140	12	8609N	8614N
Mack Eng.		Std. DR 34SI, 135 Amp, Quad Pad Mt.	DR	135	12	8096N	8614N
DM							
Mack Eng.	2007-04	DR 36SI, Quad Mt., 24V / 95 Amp	DR	95	24	8610N	
Various Eng.	2010-75	Opt.:LN, 24V / 90 Amp, J-180 Mtg.	LN	90	24	7610N	
DM / DMM Series							
All Eng.	1985-82	30SI Delco, Neg. Ground	DR	90	12	7262N	
All Eng.		30SI Delco, Neg. Ground, w/Transformer	DR	90	12	7256N	
All Eng.		Leece Neville 2700JB, 130 Amp	LN	130	12	7612N	7613N
All Eng.		Leece Neville 2805JB, 145 Amp	LN	160	12	7613N	7613N-LC
All Eng.		Leece Neville LC Series, 160 Amp, stator activated, 239 mm Rotor OAL	LN	160	12	7613N-LC	
All Eng.		Leece Neville, IR/EF, 160 Amp, trio activated, (235mm rotor OAL)	LN	160	12	7613N	7613N-LC
All Eng.		Motorola 8LHA, 130 Amp, Std. Regulator	LN	160	12	8329N	
All Eng.		Motorola 8LHA, 140 Amp, Std. Regulator	LN	160	12	8329N	
All Eng.	1985-75	Bosch Replacement Unit, 160 Amp, 3 Mounting Ears	BO	160	12	12490N	12715N
All Eng.		Bosch Replacement Unit, 200 Amp	BO	200	12	12715N	
All Eng.		Delco 25SI (Neg. Ground)	DR	75	12	7255N	8066N
All Eng.		Leece Neville 2500JB, 90 Amp	LN	130	12	7612N	7613N
All Eng.		Leece Neville 2600JB, 105 Amp	LN	130	12	7612N	7613N
All Eng.		Motorola 8LHA, 130 Amp, Std. Regulator	LN	160	12	8329N	
All Eng.	1974-72	27SI Delco, Pos. Ground	DR	80	12	7136N	
Mack Eng.	2008-99	DR 24SI, J-180 Mtg, 100 Amp	DR	100	12	8701N	
Mack Eng.		DR 24SI, J-180 Mtg, 130 Amp	DR	160	12	8704N	
Mack Eng.		DR 24SI, J-180 Mtg, 145 Amp	DR	160	12	8704N	
Mack Eng.		DR 24SI, J-180 Mtg, 160 Amp	DR	160	12	8704N	
Mack Eng.		DR 35SI Quad Mt., Repl.34SI, R Pin, 110 Amp	DR	140	12	8608N	8613N
Mack Eng.		DR 35SI, J-180 Mtg, 110 Amp, Repl. 33SI	DR	140	12	8607N	8612N
Mack Eng.		DR 35SI, J-180 Mtg, 135 Amp, Repl. 33SI	DR	140	12	8607N	8612N
Mack Eng.		DR 35SI, Quad Mt., Repl.34SI, 135 Amp,w/o Remote Sense	DR	140	12	8608N	8613N
Mack Eng.		DR 35SI, Quad Pad Mt, 110 Amp Std.	DR	140	12	8609N	8614N
Mack Eng.		DR 35SI, Quad Pad Mt., 135 Amp, Remote Sense	DR	140	12	8609N	8614N
Mack Eng.		DR 35SI, Quad Pad Mt., 135 Amp, Std.	DR	140	12	8609N	8614N
Mack Eng.		Opt. Ser. Repl. DR 24SI, Quad Pad Mt., 160 Amp	DR	160	12	8719N	
Mack Eng.		Opt. Serv. Repl., DR 24SI Quad Pad Mt., 145 Amp	DR	160	12	8707N	
Mack Eng.		Opt. Serv. Repl., DR 24SI Quad Pad Mt., 160 Amp	DR	160	12	8707N	
Mack Eng.		Opt. Serv. Repl., DR 24SI, Qaud Pad Mt., 130 Amp	DR	160	12	8707N	
Mack Eng.		Std. DR 33SI, J-180 Mt., 135 Amp, w/Relay Pin	DR	135	12	8083N	8612N
Mack Eng.	2008-95	Std. DR 33SI, J-180Mt., 110 Amp, w/Relay Pin	DR	110	12	8081N	8612N
Mack Eng.	2007-99	Bosch IR/IF, Repl. Unit, Quad Pad Mtg, 160 Amp	BO	160	12	12491N	12716N
Mack Eng.		Bosch IR/IF, Repl. Unit, Quad Pad Mtg, 200 Amp	BO	200	12	12716N	
Mack Eng.		Bosch Replacement Unit, J-180 Mtg, 200 Amp	BO	200	12	12715N	
Mack Eng.		Delco 22SI, Quad Pad Mt, 100 Amp	DR	145	12	8362N	12491N
Mack Eng.		Delco 22SI, Quad Pad Mt, 145 Amp	DR	145	12	8362N	12491N
Mack Eng.		Delco 34SI, Quad Mt., 135 Amp	DR	135	12	8092N	8613N
Mack Eng.		DR 22SI J-180 Mt., 130 Amp, 14.1 Vset	DR	145	12	8078N	7685N

ALTERNATORS

ALTERNATORS AND GENERATORS

ENGINE	YEAR	APPLICATION	Mfg	Amp	Volt	PART NO.	OPT. NO.
Mack (Cont'd)							
DM / DMM Series (Cont'd)							
Mack Eng.	2007-99	DR 22SI J-180 Mt., 130-145 Amp, 14.5 Vset	DR	145	12	8078N-1	7685N
Mack Eng.		DR 22SI J-180 Mt., 145 Amp, 14.1 Vset	DR	145	12	8078N	7685N
Mack Eng.		DR 22SI Quad Pad Mt., 130 Amp	DR	145	12	8362N	12491N
Mack Eng.		DR 34SI, Quad Mt., 135 Amp, Remote Sense	DR	135	12	8092N	8613N
Mack Eng.		DR 34SI, Quad Pad Mtg., 135 Amp, Remote Sense	DR	140	12	8609N	8614N
Mack Eng.		LN (Pad Mtg.) w/Lamp Driver Reg.	DR	170	12	8614N	
Mack Eng.		Moto (Pad Mtg.) 140 Amp, No Smart Check	LN	160	12	8410N	8410N
Mack Eng.		Moto (Pad Mtg.) 160 Amp, No Smart Check	LN	160	12	8410N	8410N
Mack Eng.		Motorola (J-180) 130 Amp, Std. Regulator	LN	160	12	8329N	
Mack Eng.		Motorola (J-180) 140 Amp, Std. Regulator	LN	160	12	8329N	
Mack Eng.		Opt. Serv. Repl., DR 24SI, J180 Mt., 160 Amp	DR	160	12	8718N	
Mack Eng.		Std. DR 34SI, 110 Amp, Quad Pad Mt.	DR	140	12	8609N	8614N
Mack Eng.		Std. DR 34SI, 135 Amp, Quad Pad Mt.	DR	135	12	8096N	8614N
Mack Eng.	2007-95	Delco 34SI, Quad Mt, 110 Amp, Std.	DR	135	12	8092N	8613N
Mack Eng.	2007-86	Bosch Replacement Unit, 160 Amp, 3 Mounting Ears	BO	160	12	12490N	12715N
Mack Eng.		Motorola 8LHA, 130 Amp, Std. Regulator	LN	160	12	8329N	
Mack Eng.	1998-95	Delco 21SI, 130 Amp	DR	130	12	7681N	7685N
Mack Eng.		Delco 21SI, 145 Amp, 14.1 Vset	DR	145-160	12	7685N-1	8076N
Mack Eng.		Delco 21SI, 145 Amp, 14.5 Vset	DR	145-160	12	7685N-1	8076N
Mack Eng.	1998-86	Bosch Replacement Unit, 200 Amp	BO	200	12	12715N	
Mack Eng.		DR 30SI, 105 Amp, w/R Pin, w/o Transformer	DR	105	12	7940N	
Mack Eng.		Leece Neville 2500JB, 90 Amp	LN	130	12	7612N	7613N
Mack Eng.		Leece Neville 2600JB, 105 Amp	LN	130	12	7612N	7613N
Mack Eng.		Leece Neville 2700JB, 130 Amp	LN	130	12	7612N	7613N
Mack Eng.		Leece Neville 2805JB, 145 Amp	LN	160	12	7613N	7613N-LC
Mack Eng.		Leece Neville LC Series, 160 Amp, stator activated, 239 mm Rotor OAL	LN	160	12	7613N-LC	
Mack Eng.		Leece Neville, IR/EF, 160 Amp, trio activated, (235mm rotor OAL)	LN	160	12	7613N	7613N-LC
Mack Eng.		Motorola 8LHA, 130 Amp, Std. Regulator	LN	160	12	8329N	
Mack Eng.		Motorola 8LHA, 140 Amp, Std. Regulator	LN	160	12	8329N	
Mack Eng.	1994-86	30SI Delco, 90 Amp, w/o Transformer	DR	90	12	7262N	
Mack Eng.		30SI Delco, 90 Amp, w/Transformer	DR	90	12	7256N	
Mack Eng.		Delco 21SI, 100 Amp	DR	130	12	7681N	7685N
Mack Eng.		Delco 21SI, 130 Amp	DR	130	12	7681N	7685N
Mack Eng.		Delco 21SI, 145 Amp, 14.1 Vset	DR	145-160	12	7685N	8076N
Mack Eng.		Delco 21SI, 145 Amp, 14.5 Vset	DR	145-160	12	7685N-1	8076N
Mack Eng.		Delco 25SI, 75 Amp	DR	75	12	7255N	8066N
Mack Eng.		Delco 25SI, 85 Amp	DR	85	12	8066N	
Mack Eng.		Delco 26SI, 85 Amp, w/Relay Terminal	DR	85	12	8066N	
DMM							
Mack Eng.	2007-04	DR 36SI, Quad Mt., 24V / 95 Amp	DR	95	24	8610N	
Various Eng.	2010-75	Opt.:LN, 24V / 90 Amp, J-180 Mtg.	LN	90	24	7610N	
F / FL / FS Series							
Cummins NTA / NTC	1988-86	30SI Delco, 90 Amp, w/o Transformer	DR	90	12	7262N	
Cummins NTA / NTC		30SI Delco, 90 Amp, w/Transformer	DR	90	12	7256N	
Cummins NTA / NTC		Delco 21SI, 100 Amp	DR	130	12	7681N	7685N
Cummins NTA / NTC		Delco 21SI, 130 Amp	DR	130	12	7681N	7685N
Cummins NTA / NTC		Delco 21SI, 145 Amp, 14.1 Vset	DR	145-160	12	7685N	8076N
Cummins NTA / NTC		Delco 21SI, 145 Amp, 14.5 Vset	DR	145-160	12	7685N-1	8076N
Cummins NTA / NTC		Delco 25SI, 75 Amp	DR	75	12	7255N	8066N
Cummins NTA / NTC		Delco 25SI, 85 Amp	DR	85	12	8066N	
Cummins NTA / NTC		Delco 26SI, 85 Amp, w/Relay Terminal	DR	85	12	8066N	
Cummins NTA / NTC		DR 30SI, 105 Amp, w/R Pin, w/o Transformer	DR	105	12	7940N	
Cummins NTA / NTC	1988-82	Leece Neville 2700JB, 130 Amp	LN	130	12	7612N	7613N
Cummins NTA / NTC		Leece Neville 2805JB, 145 Amp	LN	160	12	7613N	7613N-LC
Cummins NTA / NTC		Leece Neville LC Series, 160 Amp, stator activated, 239 mm Rotor OAL	LN	160	12	7613N-LC	
Cummins NTA / NTC		Leece Neville, IR/EF, 160 Amp, trio activated, (235mm rotor OAL)	LN	160	12	7613N	7613N-LC
Cummins NTA / NTC		Motorola 8LHA, 130 Amp, Std. Regulator	LN	160	12	8329N	
Cummins NTA / NTC		Motorola 8LHA, 140 Amp, Std. Regulator	LN	160	12	8329N	
Cummins NTA / NTC	1988-75	Bosch Replacement Unit, 160 Amp, 3 Mounting Ears	BO	160	12	12490N	12715N
Cummins NTA / NTC		Bosch Replacement Unit, 200 Amp	BO	200	12	12715N	
Cummins NTA / NTC		Leece Neville 2500JB, 90 Amp	LN	130	12	7612N	7613N

ALTERNATORS AND GENERATORS

ENGINE	YEAR	APPLICATION	Mfg	Amp	Volt	PART NO.	OPT. NO.
Mack (Cont'd)							
F / FL / FS Series (Cont'd)							
Cummins NTA / NTC	1988-75	Leece Neville 2600JB, 105 Amp	LN	130	12	7612N	7613N
Cummins NTA / NTC		Motorola 8LHA, 130 Amp, Std. Regulator	LN	160	12	8329N	
Cummins NTA / NTC	1985-82	30SI Delco, Neg. Ground	DR	90	12	7262N	
Cummins NTA / NTC		30SI Delco, Neg. Ground, w/Transformer	DR	90	12	7256N	
Cummins NTA / NTC	1985-75	Delco 25SI (Neg. Ground)	DR	75	12	7255N	8066N
Cummins NTA / NTC	1974-72	27SI Delco, Pos. Ground	DR	80	12	7136N	
Cummins Super 250	1988-86	30SI Delco, 90 Amp, w/o Transformer	DR	90	12	7262N	
Cummins Super 250		30SI Delco, 90 Amp, w/Transformer	DR	90	12	7256N	
Cummins Super 250		Delco 21SI, 100 Amp	DR	130	12	7681N	7685N
Cummins Super 250		Delco 21SI, 130 Amp	DR	130	12	7681N	7685N
Cummins Super 250		Delco 21SI, 145 Amp, 14.1 Vset	DR	145-160	12	7685N	8076N
Cummins Super 250		Delco 21SI, 145 Amp, 14.5 Vset	DR	145-160	12	7685N-1	8076N
Cummins Super 250		Delco 25SI, 75 Amp	DR	75	12	7255N	8066N
Cummins Super 250		Delco 25SI, 85 Amp	DR	85	12	8066N	
Cummins Super 250		Delco 26SI, 85 Amp, w/Relay Terminal	DR	85	12	8066N	
Cummins Super 250		DR 30SI, 105 Amp, w/R Pin, w/o Transformer	DR	105	12	7940N	
Cummins Super 250	1988-82	Leece Neville 2700JB, 130 Amp	LN	130	12	7612N	7613N
Cummins Super 250		Leece Neville 2805JB, 145 Amp	LN	160	12	7613N	7613N-LC
Cummins Super 250		Leece Neville LC Series, 160 Amp, stator activated, 239 mm Rotor OAL	LN	160	12	7613N-LC	
Cummins Super 250		Leece Neville, IR/EF, 160 Amp, trio activated, (235mm rotor OAL)	LN	160	12	7613N	7613N-LC
Cummins Super 250		Motorola 8LHA, 130 Amp, Std. Regulator	LN	160	12	8329N	
Cummins Super 250		Motorola 8LHA, 140 Amp, Std. Regulator	LN	160	12	8329N	
Cummins Super 250	1988-75	Bosch Replacement Unit, 160 Amp, 3 Mounting Ears	BO	160	12	12490N	12715N
Cummins Super 250		Bosch Replacement Unit, 200 Amp	BO	200	12	12715N	
Cummins Super 250		Leece Neville 2500JB, 90 Amp	LN	130	12	7612N	7613N
Cummins Super 250		Leece Neville 2600JB, 105 Amp	LN	130	12	7612N	7613N
Cummins Super 250		Motorola 8LHA, 130 Amp, Std. Regulator	LN	160	12	8329N	
Cummins Super 250	1985-82	30SI Delco, Neg. Ground	DR	90	12	7262N	
Cummins Super 250		30SI Delco, Neg. Ground, w/Transformer	DR	90	12	7256N	
Cummins Super 250	1985-75	Delco 25SI (Neg. Ground)	DR	75	12	7255N	8066N
Cummins Super 250	1974-72	27SI Delco, Pos. Ground	DR	80	12	7136N	
Cummins V-903	1988-86	30SI Delco, 90 Amp, w/o Transformer	DR	90	12	7262N	
Cummins V-903		30SI Delco, 90 Amp, w/Transformer	DR	90	12	7256N	
Cummins V-903		Delco 21SI, 100 Amp	DR	130	12	7681N	7685N
Cummins V-903		Delco 21SI, 130 Amp	DR	130	12	7681N	7685N
Cummins V-903		Delco 21SI, 145 Amp, 14.1 Vset	DR	145-160	12	7685N	8076N
Cummins V-903		Delco 21SI, 145 Amp, 14.5 Vset	DR	145-160	12	7685N-1	8076N
Cummins V-903		Delco 25SI, 75 Amp	DR	75	12	7255N	8066N
Cummins V-903		Delco 25SI, 85 Amp	DR	85	12	8066N	
Cummins V-903		Delco 26SI, 85 Amp, w/Relay Terminal	DR	85	12	8066N	
Cummins V-903		DR 30SI, 105 Amp, w/R Pin, w/o Transformer	DR	105	12	7940N	
Cummins V-903	1988-82	Leece Neville 2700JB, 130 Amp	LN	130	12	7612N	7613N
Cummins V-903		Leece Neville 2805JB, 145 Amp	LN	160	12	7613N	7613N-LC
Cummins V-903		Leece Neville LC Series, 160 Amp, stator activated, 239 mm Rotor OAL	LN	160	12	7613N-LC	
Cummins V-903		Leece Neville, IR/EF, 160 Amp, trio activated, (235mm rotor OAL)	LN	160	12	7613N	7613N-LC
Cummins V-903		Motorola 8LHA, 130 Amp, Std. Regulator	LN	160	12	8329N	
Cummins V-903		Motorola 8LHA, 140 Amp, Std. Regulator	LN	160	12	8329N	
Cummins V-903	1988-75	Bosch Replacement Unit, 160 Amp, 3 Mounting Ears	BO	160	12	12490N	12715N
Cummins V-903		Bosch Replacement Unit, 200 Amp	BO	200	12	12715N	
Cummins V-903		Leece Neville 2500JB, 90 Amp	LN	130	12	7612N	7613N
Cummins V-903		Leece Neville 2600JB, 105 Amp	LN	130	12	7612N	7613N
Cummins V-903		Motorola 8LHA, 130 Amp, Std. Regulator	LN	160	12	8329N	
Cummins V-903	1985-82	30SI Delco, Neg. Ground	DR	90	12	7262N	
Cummins V-903		30SI Delco, Neg. Ground, w/Transformer	DR	90	12	7256N	
Cummins V-903	1985-75	Delco 25SI (Neg. Ground)	DR	75	12	7255N	8066N
Cummins V-903	1974-72	27SI Delco, Pos. Ground	DR	80	12	7136N	
Cummins V-903	1988-86	30SI Delco, 90 Amp, w/o Transformer	DR	90	12	7262N	
DD 8V-71 (T)		30SI Delco, 90 Amp, w/Transformer	DR	90	12	7256N	
DD 8V-71 (T)		Delco 21SI, 100 Amp	DR	130	12	7681N	7685N
DD 8V-71 (T)		Delco 21SI, 130 Amp	DR	130	12	7681N	7685N
DD 8V-71 (T)		Delco 21SI, 145 Amp, 14.1 Vset	DR	145-160	12	7685N	8076N
DD 8V-71 (T)		Delco 21SI, 145 Amp, 14.5 Vset	DR	145-160	12	7685N-1	8076N

ALTERNATORS

ALTERNATORS AND GENERATORS

ENGINE	YEAR	APPLICATION	Mfg	Amp	Volt	PART NO.	OPT. NO.
Mack (Cont'd)							
F / FL / FS Series (Cont'd)							
DD 8V-71 (T)	1988-86	Delco 25SI, 75 Amp	DR	75	12	7255N	8066N
DD 8V-71 (T)		Delco 25SI, 85 Amp	DR	85	12	8066N	
DD 8V-71 (T)		Delco 26SI, 85 Amp, w/Relay Terminal	DR	85	12	8066N	
DD 8V-71 (T)		DR 30SI, 105 Amp, w/R Pin, w/o Transformer	DR	105	12	7940N	
DD 8V-71 (T)	1988-82	Leece Neville 2700JB, 130 Amp	LN	130	12	7612N	7613N
DD 8V-71 (T)		Leece Neville 2805JB, 145 Amp	LN	160	12	7613N	7613N-LC
DD 8V-71 (T)		Leece Neville LC Series, 160 Amp, stator activated, 239 mm Rotor OAL	LN	160	12	7613N-LC	
DD 8V-71 (T)		Leece Neville, IR/EF, 160 Amp, trio activated, (235mm rotor OAL)	LN	160	12	7613N	7613N-LC
DD 8V-71 (T)		Motorola 8LHA, 130 Amp, Std. Regulator	LN	160	12	8329N	
DD 8V-71 (T)		Motorola 8LHA, 140 Amp, Std. Regulator	LN	160	12	8329N	
DD 8V-71 (T)	1988-75	Bosch Replacement Unit, 160 Amp, 3 Mounting Ears	BO	160	12	12490N	12715N
DD 8V-71 (T)		Bosch Replacement Unit, 200 Amp	BO	200	12	12715N	
DD 8V-71 (T)		Leece Neville 2500JB, 90 Amp	LN	130	12	7612N	7613N
DD 8V-71 (T)		Leece Neville 2600JB, 105 Amp	LN	130	12	7612N	7613N
DD 8V-71 (T)		Motorola 8LHA, 130 Amp, Std. Regulator	LN	160	12	8329N	
DD 8V-71 (T)	1985-82	30SI Delco, Neg. Ground	DR	90	12	7262N	
DD 8V-71 (T)		30SI Delco, Neg. Ground, w/Transformer	DR	90	12	7256N	
DD 8V-71 (T)	1985-75	Delco 25SI (Neg. Ground)	DR	75	12	7255N	8066N
DD 8V-71 (T)	1974-72	27SI Delco, Pos. Ground	DR	80	12	7136N	
Mack Eng.	1988-86	30SI Delco, 90 Amp, w/o Transformer	DR	90	12	7262N	
Mack Eng.		30SI Delco, 90 Amp, w/Transformer	DR	90	12	7256N	
Mack Eng.		Delco 21SI, 100 Amp	DR	130	12	7681N	7685N
Mack Eng.		Delco 21SI, 130 Amp	DR	130	12	7681N	7685N
Mack Eng.		Delco 21SI, 145 Amp, 14.1 Vset	DR	145-160	12	7685N	8076N
Mack Eng.		Delco 21SI, 145 Amp, 14.5 Vset	DR	145-160	12	7685N-1	8076N
Mack Eng.		Delco 25SI, 75 Amp	DR	75	12	7255N	8066N
Mack Eng.		Delco 25SI, 85 Amp	DR	85	12	8066N	
Mack Eng.		Delco 26SI, 85 Amp, w/Relay Terminal	DR	85	12	8066N	
Mack Eng.		DR 30SI, 105 Amp, w/R Pin, w/o Transformer	DR	105	12	7940N	
Mack Eng.	1988-82	Leece Neville 2700JB, 130 Amp	LN	130	12	7612N	7613N
Mack Eng.		Leece Neville 2805JB, 145 Amp	LN	160	12	7613N	7613N-LC
Mack Eng.		Leece Neville LC Series, 160 Amp, stator activated, 239 mm Rotor OAL	LN	160	12	7613N-LC	
Mack Eng.		Leece Neville, IR/EF, 160 Amp, trio activated, (235mm rotor OAL)	LN	160	12	7613N	7613N-LC
Mack Eng.		Motorola 8LHA, 130 Amp, Std. Regulator	LN	160	12	8329N	
Mack Eng.		Motorola 8LHA, 140 Amp, Std. Regulator	LN	160	12	8329N	
Mack Eng.	1988-75	Bosch Replacement Unit, 160 Amp, 3 Mounting Ears	BO	160	12	12490N	12715N
Mack Eng.		Bosch Replacement Unit, 200 Amp	BO	200	12	12715N	
Mack Eng.		Leece Neville 2500JB, 90 Amp	LN	130	12	7612N	7613N
Mack Eng.		Leece Neville 2600JB, 105 Amp	LN	130	12	7612N	7613N
Mack Eng.		Motorola 8LHA, 130 Amp, Std. Regulator	LN	160	12	8329N	
Mack Eng.	1985-82	30SI Delco, Neg. Ground	DR	90	12	7262N	
Mack Eng.		30SI Delco, Neg. Ground, w/Transformer	DR	90	12	7256N	
Mack Eng.	1985-75	Delco 25SI (Neg. Ground)	DR	75	12	7255N	8066N
Mack Eng.	1974-72	27SI Delco, Pos. Ground	DR	80	12	7136N	
FDM Series							
Mack Eng.	2006-99	Std. DR 33SI, J-180 Mt., 135 Amp, w/Relay Pin	DR	135	12	8083N	8612N
Mack Eng.	2006-04	DR 36SI, Quad Mt., 24V / 95 Amp	DR	95	24	8610N	
Mack Eng.	1999-95	Delco 34SI, Quad Mt., 110 Amp, Std.	DR	135	12	8092N	8613N
Mack Eng.		Std. DR 33SI, J-180Mt., 110 Amp, w/Relay Pin	DR	110	12	8081N	8612N
Mack Eng.	1999-88	Bosch Replacement Unit, 160 Amp, 3 Mounting Ears	BO	160	12	12490N	12715N
Mack Eng.		Motorola 8LHA, 130 Amp, Std. Regulator	LN	160	12	8329N	
Mack Eng.	1998-95	Delco 21SI, 130 Amp	DR	130	12	7681N	7685N
Mack Eng.		Delco 21SI, 145 Amp, 14.1 Vset	DR	145-160	12	7685N-1	8076N
Mack Eng.		Delco 21SI, 145 Amp, 14.5 Vset	DR	145-160	12	7685N-1	8076N
Mack Eng.	1998-88	Bosch Replacement Unit, 200 Amp	BO	200	12	12715N	
Mack Eng.		DR 30SI, 105 Amp, w/R Pin, w/o Transformer	DR	105	12	7940N	
Mack Eng.		Leece Neville 2500JB, 90 Amp	LN	130	12	7612N	7613N
Mack Eng.		Leece Neville 2600JB, 105 Amp	LN	130	12	7612N	7613N
Mack Eng.		Leece Neville 2700JB, 130 Amp	LN	130	12	7612N	7613N
Mack Eng.		Leece Neville 2805JB, 145 Amp	LN	160	12	7613N	7613N-LC

ALTERNATORS AND GENERATORS

ENGINE	YEAR	APPLICATION	Mfg	Amp	Volt	PART NO.	OPT. NO.
Mack (Cont'd)							
FDM Series (Cont'd)							
Mack Eng.	1998-88	Leece Neville LC Series, 160 Amp, stator activated, 239 mm Rotor OAL	LN	160	12	7613N-LC	
Mack Eng.		Leece Neville, IR/EF, 160 Amp, trio activated, (235mm rotor OAL)	LN	160	12	7613N	7613N-LC
Mack Eng.		Motorola 8LHA, 130 Amp, Std. Regulator	LN	160	12	8329N	
Mack Eng.		Motorola 8LHA, 140 Amp, Std. Regulator	LN	160	12	8329N	
Mack Eng.	1994-88	30SI Delco, 90 Amp, w/o Transformer	DR	90	12	7262N	
Mack Eng.		30SI Delco, 90 Amp, w/Transformer	DR	90	12	7256N	
Mack Eng.		Delco 21SI, 100 Amp	DR	130	12	7681N	7685N
Mack Eng.		Delco 21SI, 130 Amp	DR	130	12	7681N	7685N
Mack Eng.		Delco 21SI, 145 Amp, 14.1 Vset	DR	145-160	12	7685N	8076N
Mack Eng.		Delco 21SI, 145 Amp, 14.5 Vset	DR	145-160	12	7685N-1	8076N
Mack Eng.		Delco 25SI, 75 Amp	DR	75	12	7255N	8066N
Mack Eng.		Delco 25SI, 85 Amp	DR	85	12	8066N	
Mack Eng.		Delco 26SI, 85 Amp, w/Relay Terminal	DR	85	12	8066N	
Mack Eng.	1999	Bosch IR/IF, Repl. Unit, Quad Pad Mtg, 160 Amp	BO	160	12	12491N	12716N
Mack Eng.		Bosch IR/IF, Repl. Unit, Quad Pad Mtg, 200 Amp	BO	200	12	12716N	
Mack Eng.		Bosch Replacement Unit, J-180 Mtg, 200 Amp	BO	200	12	12715N	
Mack Eng.		Delco 22SI, Quad Pad Mt, 100 Amp	DR	145	12	8362N	12491N
Mack Eng.		Delco 22SI, Quad Pad Mt, 145 Amp	DR	145	12	8362N	12491N
Mack Eng.		Delco 34SI, Quad Mt., 135 Amp	DR	135	12	8092N	8613N
Mack Eng.		DR 22SI J-180 Mt., 130 Amp, 14.1 Vset	DR	145	12	8078N	7685N
Mack Eng.		DR 22SI J-180 Mt., 130-145 Amp, 14.5 Vset	DR	145	12	8078N-1	7685N
Mack Eng.		DR 22SI J-180 Mt., 145 Amp, 14.1 Vset	DR	145	12	8078N	7685N
Mack Eng.		DR 22SI Quad Pad Mt., 130 Amp	DR	145	12	8362N	12491N
Mack Eng.		DR 24SI, J-180 Mtg, 100 Amp	DR	100	12	8701N	
Mack Eng.		DR 24SI, J-180 Mtg, 130 Amp	DR	160	12	8704N	
Mack Eng.		DR 24SI, J-180 Mtg, 145 Amp	DR	160	12	8704N	
Mack Eng.		DR 24SI, J-180 Mtg, 160 Amp	DR	160	12	8704N	
Mack Eng.		DR 34SI, Quad Mt., 135 Amp, Remote Sense	DR	135	12	8092N	8613N
Mack Eng.		DR 34SI, Quad Pad Mtg., 135 Amp, Remote Sense	DR	140	12	8609N	8614N
Mack Eng.		DR 35SI Quad Mt., Repl.34SI, R Pin, 110 Amp	DR	140	12	8608N	8613N
Mack Eng.		DR 35SI, J-180 Mtg, 110 Amp, Repl. 33SI	DR	140	12	8607N	8612N
Mack Eng.		DR 35SI, J-180 Mtg, 135 Amp, Repl. 33SI	DR	140	12	8607N	8612N
Mack Eng.		DR 35SI, Quad Mt., Repl.34SI, 135 Amp,w/o Remote Sense	DR	140	12	8608N	8613N
Mack Eng.		DR 35SI, Quad Pad Mt, 110 Amp Std.	DR	140	12	8609N	8614N
Mack Eng.		DR 35SI, Quad Pad Mt., 135 Amp, Remote Sense	DR	140	12	8609N	8614N
Mack Eng.		DR 35SI, Quad Pad Mt., 135 Amp, Std.	DR	140	12	8609N	8614N
Mack Eng.		LN (Pad Mtg.) w/Lamp Driver Reg.	DR	170	12	8614N	
Mack Eng.		Moto (Pad Mtg.) 140 Amp, No Smart Check	LN	160	12	8410N	8410N
Mack Eng.		Moto (Pad Mtg.) 160 Amp, No Smart Check	LN	160	12	8410N	8410N
Mack Eng.		Motorola (J-180) 130 Amp, Std. Regulator	LN	160	12	8329N	
Mack Eng.		Motorola (J-180) 140 Amp, Std. Regulator	LN	160	12	8329N	
Mack Eng.		Opt. Ser. Repl. DR 24SI, Quad Pad Mt., 160 Amp	DR	160	12	8719N	
Mack Eng.		Opt. Serv. Repl., DR 24SI Quad Pad Mt., 145 Amp	DR	160	12	8707N	
Mack Eng.		Opt. Serv. Repl., DR 24SI Quad Pad Mt., 160 Amp	DR	160	12	8707N	
Mack Eng.		Opt. Serv. Repl., DR 24SI, J180 Mt., 160 Amp	DR	160	12	8718N	
Mack Eng.		Opt. Serv. Repl., DR 24SI, Quad Pad Mt., 130 Amp	DR	160	12	8707N	
Mack Eng.		Std. DR 34SI, 110 Amp, Quad Pad Mt.	DR	140	12	8609N	8614N
Mack Eng.		Std. DR 34SI, 135 Amp, Quad Pad Mt.	DR	135	12	8096N	8614N
Granite							
Mack Eng.	2007-04	DR 36SI, Quad Mt., 24V / 95 Amp	DR	95	24	8610N	
Granite Series							
Mack Eng.	2008-02	DR 24SI, J-180 Mtg, 100 Amp	DR	100	12	8701N	
Mack Eng.		DR 24SI, J-180 Mtg, 130 Amp	DR	160	12	8704N	
Mack Eng.		DR 24SI, J-180 Mtg, 145 Amp	DR	160	12	8704N	
Mack Eng.		DR 24SI, J-180 Mtg, 160 Amp	DR	160	12	8704N	
Mack Eng.		DR 35SI Quad Mt., Repl.34SI, R Pin, 110 Amp	DR	140	12	8608N	8613N
Mack Eng.		DR 35SI, J-180 Mtg, 110 Amp, Repl. 33SI	DR	140	12	8607N	8612N
Mack Eng.		DR 35SI, J-180 Mtg, 135 Amp, Repl. 33SI	DR	140	12	8607N	8612N
Mack Eng.		DR 35SI, Quad Mt., Repl.34SI, 135 Amp,w/o Remote Sense	DR	140	12	8608N	8613N
Mack Eng.		DR 35SI, Quad Pad Mt, 110 Amp Std.	DR	140	12	8609N	8614N
Mack Eng.		DR 35SI, Quad Pad Mt., 135 Amp, Remote Sense	DR	140	12	8609N	8614N
Mack Eng.		DR 35SI, Quad Pad Mt., 135 Amp, Std.	DR	140	12	8609N	8614N
Mack Eng.		Opt. Ser. Repl. DR 24SI, Quad Pad Mt., 160 Amp	DR	160	12	8719N	

ALTERNATORS

ALTERNATORS AND GENERATORS

ENGINE	YEAR	APPLICATION	Mfg	Amp	Volt	PART NO.	OPT. NO.
Mack (Cont'd)							
Granite Series (Cont'd)							
Mack Eng.	2008-02	Opt. Serv. Repl., DR 24SI Quad Pad Mt., 145 Amp	DR	160	12	8707N	
Mack Eng.		Opt. Serv. Repl., DR 24SI Quad Pad Mt., 160 Amp	DR	160	12	8707N	
Mack Eng.		Opt. Serv. Repl., DR 24SI, Quad Pad Mt., 130 Amp	DR	160	12	8707N	
Mack Eng.		Std. DR 33SI, J-180 Mt., 135 Amp, w/Relay Pin	DR	135	12	8083N	8612N
Mack Eng.		Std. DR 33SI, J-180Mt., 110 Amp, w/Relay Pin	DR	110	12	8081N	8612N
Mack Eng.	2007-02	Bosch IR/IF, Repl. Unit, Quad Pad Mtg, 160 Amp	BO	160	12	12491N	12716N
Mack Eng.		Bosch IR/IF, Repl. Unit, Quad Pad Mtg, 200 Amp	BO	200	12	12716N	
Mack Eng.		Bosch Replacement Unit, 160 Amp, 3 Mounting Ears	BO	160	12	12490N	12715N
Mack Eng.		Bosch Replacement Unit, J-180 Mtg, 200 Amp	BO	200	12	12715N	
Mack Eng.		Delco 22SI, Quad Pad Mt, 100 Amp	DR	145	12	8362N	12491N
Mack Eng.		Delco 22SI, Quad Pad Mt, 145 Amp	DR	145	12	8362N	12491N
Mack Eng.		Delco 34SI, Quad Mt, 110 Amp, Std.	DR	135	12	8092N	8613N
Mack Eng.		Delco 34SI, Quad Mt., 135 Amp	DR	135	12	8092N	8613N
Mack Eng.		DR 22SI J-180 Mt., 130 Amp, 14.1 Vset	DR	145	12	8078N	7685N
Mack Eng.		DR 22SI J-180 Mt., 130-145 Amp, 14.5 Vset	DR	145	12	8078N-1	7685N
Mack Eng.		DR 22SI J-180 Mt., 145 Amp, 14.1 Vset	DR	145	12	8078N	7685N
Mack Eng.		DR 22SI Quad Pad Mt., 130 Amp	DR	145	12	8362N	12491N
Mack Eng.		DR 34SI, Quad Mt., 135 Amp, Remote Sense	DR	135	12	8092N	8613N
Mack Eng.		DR 34SI, Quad Pad Mtg., 135 Amp, Remote Sense	DR	140	12	8609N	8614N
Mack Eng.		LN (Pad Mtg.) w/Lamp Driver Reg.	DR	170	12	8614N	
Mack Eng.		Moto (Pad Mtg.) 140 Amp, No Smart Check	LN	160	12	8410N	8410N
Mack Eng.		Moto (Pad Mtg.) 160 Amp, No Smart Check	LN	160	12	8410N	8410N
Mack Eng.		Motorola (J-180) 130 Amp, Std. Regulator	LN	160	12	8329N	
Mack Eng.		Motorola (J-180) 140 Amp, Std. Regulator	LN	160	12	8329N	
Mack Eng.		Motorola 8LHA, 130 Amp, Std. Regulator	LN	160	12	8329N	
Mack Eng.		Opt. Serv. Repl., DR 24SI, J180 Mt., 160 Amp	DR	160	12	8718N	
Mack Eng.		Std. DR 34SI, 110 Amp, Quad Pad Mt.	DR	140	12	8609N	8614N
Mack Eng.		Std. DR 34SI, 135 Amp, Quad Pad Mt.	DR	135	12	8096N	8614N
MB Series							
Caterpillar 3208	1978-75	30SI Delco, Neg. Ground	DR	90	12	7262N	
Caterpillar 3208		30SI Delco, Neg. Ground, w/Transformer	DR	90	12	7256N	
Caterpillar 3208		Bosch Replacement Unit, 160 Amp, 3 Mounting Ears	BO	160	12	12490N	12715N
Caterpillar 3208		Bosch Replacement Unit, 200 Amp	BO	200	12	12715N	
Caterpillar 3208		Delco 25SI (Neg. Ground)	DR	75	12	7255N	8066N
Caterpillar 3208		Leece Neville 2500JB, 90 Amp	LN	130	12	7612N	7613N
Caterpillar 3208		Leece Neville 2600JB, 105 Amp	LN	130	12	7612N	7613N
Caterpillar 3208		Motorola 8LHA, 130 Amp, Std. Regulator	LN	160	12	8329N	
Cummins V8-210	1974-72	27SI Delco, Pos. Ground	DR	80	12	7136N	
Cummins V8-210	1975	Bosch Replacement Unit, 160 Amp, 3 Mounting Ears	BO	160	12	12490N	12715N
Cummins V8-210		Bosch Replacement Unit, 200 Amp	BO	200	12	12715N	
Cummins V8-210		Delco 25SI (Neg. Ground)	DR	75	12	7255N	8066N
Cummins V8-210		Leece Neville 2500JB, 90 Amp	LN	130	12	7612N	7613N
Cummins V8-210		Leece Neville 2600JB, 105 Amp	LN	130	12	7612N	7613N
Cummins V8-210		Motorola 8LHA, 130 Amp, Std. Regulator	LN	160	12	8329N	
DD 6V-53		Bosch Replacement Unit, 160 Amp, 3 Mounting Ears	BO	160	12	12490N	12715N
DD 6V-53		Bosch Replacement Unit, 200 Amp	BO	200	12	12715N	
DD 6V-53		Delco 25SI (Neg. Ground)	DR	75	12	7255N	8066N
DD 6V-53		Leece Neville 2500JB, 90 Amp	LN	130	12	7612N	7613N
DD 6V-53		Leece Neville 2600JB, 105 Amp	LN	130	12	7612N	7613N
DD 6V-53		Motorola 8LHA, 130 Amp, Std. Regulator	LN	160	12	8329N	
Mack END / ENDT	1978-75	30SI Delco, Neg. Ground	DR	90	12	7262N	
Mack END / ENDT		30SI Delco, Neg. Ground, w/Transformer	DR	90	12	7256N	
Mack END / ENDT		Bosch Replacement Unit, 160 Amp, 3 Mounting Ears	BO	160	12	12490N	12715N
Mack END / ENDT		Bosch Replacement Unit, 200 Amp	BO	200	12	12715N	
Mack END / ENDT		Delco 25SI (Neg. Ground)	DR	75	12	7255N	8066N
Mack END / ENDT		Leece Neville 2500JB, 90 Amp	LN	130	12	7612N	7613N
Mack END / ENDT		Leece Neville 2600JB, 105 Amp	LN	130	12	7612N	7613N
Mack END / ENDT		Motorola 8LHA, 130 Amp, Std. Regulator	LN	160	12	8329N	
Mack END / ENDT	1974-72	27SI Delco, Pos. Ground	DR	80	12	7136N	
MC Series							
Caterpillar 3208	1981-80	30SI Delco, 90 Amp, w/o Transformer	DR	90	12	7262N	
Caterpillar 3208		30SI Delco, 90 Amp, w/Transformer	DR	90	12	7256N	
Caterpillar 3208		Bosch Replacement Unit, 160 Amp, 3 Mounting Ears	BO	160	12	12490N	12715N
Caterpillar 3208		Bosch Replacement Unit, 200 Amp	BO	200	12	12715N	
Caterpillar 3208		Delco 25SI Alternator	DR	75	12	7255N	8066N

ALTERNATORS AND GENERATORS

ENGINE	YEAR	APPLICATION	Mfg	Amp	Volt	PART NO.	OPT. NO.
Mack (Cont'd)							
MC Series (Cont'd)							
Caterpillar 3208	1981-80	Leece Neville 2500JB, 90 Amp	LN	130	12	7612N	7613N
Caterpillar 3208		Leece Neville 2600JB, 105 Amp	LN	130	12	7612N	7613N
Caterpillar 3208		Motorola 8LHA, 130 Amp, Std. Regulator	LN	160	12	8329N	
Mack Eng.	1994-86	30SI Delco, 90 Amp, w/o Transformer	DR	90	12	7262N	
Mack Eng.		30SI Delco, 90 Amp, w/Transformer	DR	90	12	7256N	
Mack Eng.		Delco 21SI, 100 Amp	DR	130	12	7681N	7685N
Mack Eng.		Delco 21SI, 130 Amp	DR	130	12	7681N	7685N
Mack Eng.		Delco 21SI, 145 Amp, 14.1 Vset	DR	145-160	12	7685N	8076N
Mack Eng.		Delco 21SI, 145 Amp, 14.5 Vset	DR	145-160	12	7685N-1	8076N
Mack Eng.		Delco 25SI, 75 Amp	DR	75	12	7255N	8066N
Mack Eng.		Delco 25SI, 85 Amp	DR	85	12	8066N	
Mack Eng.		Delco 26SI, 85 Amp, w/Relay Terminal	DR	85	12	8066N	
Mack Eng.		DR 30SI, 105 Amp, w/R Pin, w/o Transformer	DR	105	12	7940N	
Mack Eng.	1994-80	Bosch Replacement Unit, 160 Amp, 3 Mounting Ears	BO	160	12	12490N	12715N
Mack Eng.		Bosch Replacement Unit, 200 Amp	BO	200	12	12715N	
Mack Eng.		Leece Neville 2500JB, 90 Amp	LN	130	12	7612N	7613N
Mack Eng.		Leece Neville 2600JB, 105 Amp	LN	130	12	7612N	7613N
Mack Eng.		Leece Neville 2700JB, 130 Amp	LN	130	12	7612N	7613N
Mack Eng.		Leece Neville 2805JB, 145 Amp	LN	160	12	7613N	7613N-LC
Mack Eng.		Leece Neville LC Series, 160 Amp, stator activated, 239 mm Rotor OAL	LN	160	12	7613N-LC	
Mack Eng.		Leece Neville, IR/EF, 160 Amp, trio activated, (235mm rotor OAL)	LN	160	12	7613N	7613N-LC
Mack Eng.		Motorola 8LHA, 130 Amp, Std. Regulator	LN	160	12	8329N	
Mack Eng.		Motorola 8LHA, 140 Amp, Std. Regulator	LN	160	12	8329N	
Mack Eng.	1985-80	30SI Delco, Neg. Ground	DR	90	12	7262N	
Mack Eng.		30SI Delco, Neg. Ground, w/Transformer	DR	90	12	7256N	
Mack Eng.		Delco 25SI (Neg. Ground)	DR	75	12	7255N	8066N
Scandia E4-210	1983-82	30SI Delco, 90 Amp, w/o Transformer	DR	90	12	7262N	
Scandia E4-210		30SI Delco, 90 Amp, w/Transformer	DR	90	12	7256N	
Scandia E4-210		Bosch Replacement Unit, 160 Amp, 3 Mounting Ears	BO	160	12	12490N	12715N
Scandia E4-210		Bosch Replacement Unit, 200 Amp	BO	200	12	12715N	
Scandia E4-210		Delco 25SI Alternator	DR	75	12	7255N	8066N
Scandia E4-210		Leece Neville 2600JB, 105 Amp	LN	130	12	7612N	7613N
Scandia E4-210		Motorola 8LHA, 130 Amp, Std. Regulator	LN	160	12	8329N	
MH Series							
Caterpillar 3208	1989-86	30SI Delco, 90 Amp, w/o Transformer	DR	90	12	7262N	
Caterpillar 3208		30SI Delco, 90 Amp, w/Transformer	DR	90	12	7256N	
Caterpillar 3208		Delco 21SI, 100 Amp	DR	130	12	7681N	7685N
Caterpillar 3208		Delco 21SI, 130 Amp	DR	130	12	7681N	7685N
Caterpillar 3208		Delco 21SI, 145 Amp, 14.1 Vset	DR	145-160	12	7685N	8076N
Caterpillar 3208		Delco 21SI, 145 Amp, 14.5 Vset	DR	145-160	12	7685N-1	8076N
Caterpillar 3208		Delco 25SI, 75 Amp	DR	75	12	7255N	8066N
Caterpillar 3208		Delco 25SI, 85 Amp	DR	85	12	8066N	
Caterpillar 3208		Delco 26SI, 85 Amp, w/Relay Terminal	DR	85	12	8066N	
Caterpillar 3208		DR 30SI, 105 Amp, w/R Pin, w/o Transformer	DR	105	12	7940N	
Caterpillar 3208	1989-84	Bosch Replacement Unit, 160 Amp, 3 Mounting Ears	BO	160	12	12490N	12715N
Caterpillar 3208		Bosch Replacement Unit, 200 Amp	BO	200	12	12715N	
Caterpillar 3208		Leece Neville 2500JB, 90 Amp	LN	130	12	7612N	7613N
Caterpillar 3208		Leece Neville 2600JB, 105 Amp	LN	130	12	7612N	7613N
Caterpillar 3208		Leece Neville 2700JB, 130 Amp	LN	130	12	7612N	7613N
Caterpillar 3208		Leece Neville 2805JB, 145 Amp	LN	160	12	7613N	7613N-LC
Caterpillar 3208		Leece Neville LC Series, 160 Amp, stator activated, 239 mm Rotor OAL	LN	160	12	7613N-LC	
Caterpillar 3208		Leece Neville, IR/EF, 160 Amp, trio activated, (235mm rotor OAL)	LN	160	12	7613N	7613N-LC
Caterpillar 3208		Motorola 8LHA, 130 Amp, Std. Regulator	LN	160	12	8329N	
Caterpillar 3208		Motorola 8LHA, 140 Amp, Std. Regulator	LN	160	12	8329N	
Caterpillar 3208	1985-84	30SI Delco, Neg. Ground	DR	90	12	7262N	
Caterpillar 3208		30SI Delco, Neg. Ground, w/Transformer	DR	90	12	7256N	
Caterpillar 3208		Delco 25SI (Neg. Ground)	DR	75	12	7255N	8066N
Cummins L-10	1989-86	30SI Delco, 90 Amp, w/o Transformer	DR	90	12	7262N	
Cummins L-10		30SI Delco, 90 Amp, w/Transformer	DR	90	12	7256N	
Cummins L-10		Delco 21SI, 100 Amp	DR	130	12	7681N	7685N
Cummins L-10		Delco 21SI, 130 Amp	DR	130	12	7681N	7685N

ALTERNATORS

ALTERNATORS AND GENERATORS

ENGINE	YEAR	APPLICATION	Mfg	Amp	Volt	PART NO.	OPT. NO.
Mack (Cont'd)							
MH Series (Cont'd)							
Cummins L-10	1989-86	Delco 21SI, 145 Amp, 14.1 Vset	DR	145-160	12	7685N	8076N
Cummins L-10		Delco 21SI, 145 Amp, 14.5 Vset	DR	145-160	12	7685N-1	8076N
Cummins L-10		Delco 25SI, 75 Amp	DR	75	12	7255N	8066N
Cummins L-10		Delco 25SI, 85 Amp	DR	85	12	8066N	
Cummins L-10		Delco 26SI, 85 Amp, w/Relay Terminal	DR	85	12	8066N	
Cummins L-10		DR 30SI, 105 Amp, w/R Pin, w/o Transformer	DR	105	12	7940N	
Cummins L-10	1989-84	Bosch Replacement Unit, 160 Amp, 3 Mounting Ears	BO	160	12	12490N	12715N
Cummins L-10		Bosch Replacement Unit, 200 Amp	BO	200	12	12715N	
Cummins L-10		Leece Neville 2500JB, 90 Amp	LN	130	12	7612N	7613N
Cummins L-10		Leece Neville 2600JB, 105 Amp	LN	130	12	7612N	7613N
Cummins L-10		Leece Neville 2700JB, 130 Amp	LN	130	12	7612N	7613N
Cummins L-10		Leece Neville 2805JB, 145 Amp	LN	160	12	7613N	7613N-LC
Cummins L-10		Leece Neville LC Series, 160 Amp, stator activated, 239 mm Rotor OAL	LN	160	12	7613N-LC	
Cummins L-10		Leece Neville, IR/EF, 160 Amp, trio activated, (235mm rotor OAL)	LN	160	12	7613N	7613N-LC
Cummins L-10		Motorola 8LHA, 130 Amp, Std. Regulator	LN	160	12	8329N	
Cummins L-10		Motorola 8LHA, 140 Amp, Std. Regulator	LN	160	12	8329N	
Cummins L-10	1985-84	30SI Delco, Neg. Ground	DR	90	12	7262N	
Cummins L-10		30SI Delco, Neg. Ground, w/Transformer	DR	90	12	7256N	
Cummins L-10		Delco 25SI (Neg. Ground)	DR	75	12	7255N	8066N
Cummins N / NT	1989-86	30SI Delco, 90 Amp, w/o Transformer	DR	90	12	7262N	
Cummins N / NT		30SI Delco, 90 Amp, w/Transformer	DR	90	12	7256N	
Cummins N / NT		Delco 21SI, 100 Amp	DR	130	12	7681N	7685N
Cummins N / NT		Delco 21SI, 130 Amp	DR	130	12	7681N	7685N
Cummins N / NT		Delco 21SI, 145 Amp, 14.1 Vset	DR	145-160	12	7685N	8076N
Cummins N / NT		Delco 21SI, 145 Amp, 14.5 Vset	DR	145-160	12	7685N-1	8076N
Cummins N / NT		Delco 25SI, 75 Amp	DR	75	12	7255N	8066N
Cummins N / NT		Delco 25SI, 85 Amp	DR	85	12	8066N	
Cummins N / NT		Delco 26SI, 85 Amp, w/Relay Terminal	DR	85	12	8066N	
Cummins N / NT		DR 30SI, 105 Amp, w/R Pin, w/o Transformer	DR	105	12	7940N	
Cummins N / NT	1989-84	Bosch Replacement Unit, 160 Amp, 3 Mounting Ears	BO	160	12	12490N	12715N
Cummins N / NT		Bosch Replacement Unit, 200 Amp	BO	200	12	12715N	
Cummins N / NT		Leece Neville 2500JB, 90 Amp	LN	130	12	7612N	7613N
Cummins N / NT		Leece Neville 2600JB, 105 Amp	LN	130	12	7612N	7613N
Cummins N / NT		Leece Neville 2700JB, 130 Amp	LN	130	12	7612N	7613N
Cummins N / NT		Leece Neville 2805JB, 145 Amp	LN	160	12	7613N	7613N-LC
Cummins N / NT		Leece Neville LC Series, 160 Amp, stator activated, 239 mm Rotor OAL	LN	160	12	7613N-LC	
Cummins N / NT		Leece Neville, IR/EF, 160 Amp, trio activated, (235mm rotor OAL)	LN	160	12	7613N	7613N-LC
Cummins N / NT		Motorola 8LHA, 130 Amp, Std. Regulator	LN	160	12	8329N	
Cummins N / NT		Motorola 8LHA, 140 Amp, Std. Regulator	LN	160	12	8329N	
Cummins N / NT	1985-84	30SI Delco, Neg. Ground	DR	90	12	7262N	
Cummins N / NT		30SI Delco, Neg. Ground, w/Transformer	DR	90	12	7256N	
Cummins N / NT		Delco 25SI (Neg. Ground)	DR	75	12	7255N	8066N
DD 6V-92		30SI Delco, Neg. Ground	DR	90	12	7262N	
DD 6V-92		30SI Delco, Neg. Ground, w/Transformer	DR	90	12	7256N	
DD 6V-92		Bosch Replacement Unit, 160 Amp, 3 Mounting Ears	BO	160	12	12490N	12715N
DD 6V-92		Bosch Replacement Unit, 200 Amp	BO	200	12	12715N	
DD 6V-92		Delco 25SI (Neg. Ground)	DR	75	12	7255N	8066N
DD 6V-92		Leece Neville 2500JB, 90 Amp	LN	130	12	7612N	7613N
DD 6V-92		Leece Neville 2600JB, 105 Amp	LN	130	12	7612N	7613N
DD 6V-92		Leece Neville 2700JB, 130 Amp	LN	130	12	7612N	7613N
DD 6V-92		Leece Neville 2805JB, 145 Amp	LN	160	12	7613N	7613N-LC
DD 6V-92		Leece Neville LC Series, 160 Amp, stator activated, 239 mm Rotor OAL	LN	160	12	7613N-LC	
DD 6V-92		Leece Neville, IR/EF, 160 Amp, trio activated, (235mm rotor OAL)	LN	160	12	7613N	7613N-LC
DD 6V-92		Motorola 8LHA, 130 Amp, Std. Regulator	LN	160	12	8329N	
DD 6V-92		Motorola 8LHA, 140 Amp, Std. Regulator	LN	160	12	8329N	
DD 8V-92		30SI Delco, Neg. Ground	DR	90	12	7262N	
DD 8V-92		30SI Delco, Neg. Ground, w/Transformer	DR	90	12	7256N	
DD 8V-92		Bosch Replacement Unit, 160 Amp, 3 Mounting Ears	BO	160	12	12490N	12715N
DD 8V-92		Bosch Replacement Unit, 200 Amp	BO	200	12	12715N	
DD 8V-92		Delco 25SI (Neg. Ground)	DR	75	12	7255N	8066N

ALTERNATORS AND GENERATORS

ENGINE	YEAR	APPLICATION	Mfg	Amp	Volt	PART NO.	OPT. NO.
Mack (Cont'd)							
MH Series (Cont'd)							
DD 8V-92	1985-84	Leece Neville 2500JB, 90 Amp	LN	130	12	7612N	7613N
DD 8V-92		Leece Neville 2600JB, 105 Amp	LN	130	12	7612N	7613N
DD 8V-92		Leece Neville 2700JB, 130 Amp	LN	130	12	7612N	7613N
DD 8V-92		Leece Neville 2805JB, 145 Amp	LN	160	12	7613N	7613N-LC
DD 8V-92		Leece Neville LC Series, 160 Amp, stator activated, 239 mm Rotor OAL	LN	160	12	7613N-LC	
DD 8V-92		Leece Neville, IR/EF, 160 Amp, trio activated, (235mm rotor OAL)	LN	160	12	7613N	7613N-LC
DD 8V-92		Motorola 8LHA, 130 Amp, Std. Regulator	LN	160	12	8329N	
DD 8V-92		Motorola 8LHA, 140 Amp, Std. Regulator	LN	160	12	8329N	
Mack Eng.	1994-86	30SI Delco, 90 Amp, w/o Transformer	DR	90	12	7262N	
Mack Eng.		30SI Delco, 90 Amp, w/Transformer	DR	90	12	7256N	
Mack Eng.		Delco 21SI, 100 Amp	DR	130	12	7681N	7685N
Mack Eng.		Delco 21SI, 130 Amp	DR	130	12	7681N	7685N
Mack Eng.		Delco 21SI, 145 Amp, 14.1 Vset	DR	145-160	12	7685N	8076N
Mack Eng.		Delco 21SI, 145 Amp, 14.5 Vset	DR	145-160	12	7685N-1	8076N
Mack Eng.		Delco 25SI, 75 Amp	DR	75	12	7255N	8066N
Mack Eng.		Delco 25SI, 85 Amp	DR	85	12	8066N	
Mack Eng.		Delco 26SI, 85 Amp, w/Relay Terminal	DR	85	12	8066N	
Mack Eng.		DR 30SI, 105 Amp, w/R Pin, w/o Transformer	DR	105	12	7940N	
Mack Eng.	1994-84	Bosch Replacement Unit, 160 Amp, 3 Mounting Ears	BO	160	12	12490N	12715N
Mack Eng.		Bosch Replacement Unit, 200 Amp	BO	200	12	12715N	
Mack Eng.		Leece Neville 2500JB, 90 Amp	LN	130	12	7612N	7613N
Mack Eng.		Leece Neville 2600JB, 105 Amp	LN	130	12	7612N	7613N
Mack Eng.		Leece Neville 2700JB, 130 Amp	LN	130	12	7612N	7613N
Mack Eng.		Leece Neville 2805JB, 145 Amp	LN	160	12	7613N	7613N-LC
Mack Eng.		Leece Neville LC Series, 160 Amp, stator activated, 239 mm Rotor OAL	LN	160	12	7613N-LC	
Mack Eng.		Leece Neville, IR/EF, 160 Amp, trio activated, (235mm rotor OAL)	LN	160	12	7613N	7613N-LC
Mack Eng.		Motorola 8LHA, 130 Amp, Std. Regulator	LN	160	12	8329N	
Mack Eng.		Motorola 8LHA, 140 Amp, Std. Regulator	LN	160	12	8329N	
Mack Eng.	1985-84	30SI Delco, Neg. Ground	DR	90	12	7262N	
Mack Eng.		30SI Delco, Neg. Ground, w/Transformer	DR	90	12	7256N	
Mack Eng.		Delco 25SI (Neg. Ground)	DR	75	12	7255N	8066N
MR							
Mack Eng.	2007-04	DR 36SI, Quad Mt., 24V / 95 Amp	DR	95	24	8610N	
MR Series							
Caterpillar 3208	1981-80	30SI Delco, 90 Amp, w/o Transformer	DR	90	12	7262N	
Caterpillar 3208		30SI Delco, 90 Amp, w/Transformer	DR	90	12	7256N	
Caterpillar 3208		Bosch Replacement Unit, 160 Amp, 3 Mounting Ears	BO	160	12	12490N	12715N
Caterpillar 3208		Bosch Replacement Unit, 200 Amp	BO	200	12	12715N	
Caterpillar 3208		Delco 25SI Alternator	DR	75	12	7255N	8066N
Caterpillar 3208		Leece Neville 2500JB, 90 Amp	LN	130	12	7612N	7613N
Caterpillar 3208		Leece Neville 2600JB, 105 Amp	LN	130	12	7612N	7613N
Caterpillar 3208		Motorola 8LHA, 130 Amp, Std. Regulator	LN	160	12	8329N	
Cummins L-10	1985-84	30SI Delco, Neg. Ground	DR	90	12	7262N	
Cummins L-10		30SI Delco, Neg. Ground, w/Transformer	DR	90	12	7256N	
Cummins L-10		Bosch Replacement Unit, 160 Amp, 3 Mounting Ears	BO	160	12	12490N	12715N
Cummins L-10		Bosch Replacement Unit, 200 Amp	BO	200	12	12715N	
Cummins L-10		Delco 25SI (Neg. Ground)	DR	75	12	7255N	8066N
Cummins L-10		Leece Neville 2500JB, 90 Amp	LN	130	12	7612N	7613N
Cummins L-10		Leece Neville 2600JB, 105 Amp	LN	130	12	7612N	7613N
Cummins L-10		Leece Neville 2700JB, 130 Amp	LN	130	12	7612N	7613N
Cummins L-10		Leece Neville 2805JB, 145 Amp	LN	160	12	7613N	7613N-LC
Cummins L-10		Leece Neville LC Series, 160 Amp, stator activated, 239 mm Rotor OAL	LN	160	12	7613N-LC	
Cummins L-10		Leece Neville, IR/EF, 160 Amp, trio activated, (235mm rotor OAL)	LN	160	12	7613N	7613N-LC
Cummins L-10		Motorola 8LHA, 130 Amp, Std. Regulator	LN	160	12	8329N	
Cummins L-10		Motorola 8LHA, 140 Amp, Std. Regulator	LN	160	12	8329N	
Mack Eng.	2008-99	DR 24SI, J-180 Mtg, 100 Amp	DR	100	12	8701N	
Mack Eng.		DR 24SI, J-180 Mtg, 130 Amp	DR	160	12	8704N	
Mack Eng.		DR 24SI, J-180 Mtg, 145 Amp	DR	160	12	8704N	
Mack Eng.		DR 24SI, J-180 Mtg, 160 Amp	DR	160	12	8704N	

ALTERNATORS

ALTERNATORS AND GENERATORS

ENGINE	YEAR	APPLICATION	Mfg	Amp	Volt	PART NO.	OPT. NO.
Mack (Cont'd)							
MR Series (Cont'd)							
Mack Eng.	2008-99	DR 35SI Quad Mt., Repl.34SI, R Pin, 110 Amp	DR	140	12	8608N	8613N
Mack Eng.		DR 35SI, J-180 Mtg, 110 Amp, Repl. 33SI	DR	140	12	8607N	8612N
Mack Eng.		DR 35SI, J-180 Mtg, 135 Amp, Repl. 33SI	DR	140	12	8607N	8612N
Mack Eng.		DR 35SI, Quad Mt., Repl.34SI, 135 Amp,w/o Remote Sense	DR	140	12	8608N	8613N
Mack Eng.		DR 35SI, Quad Pad Mt, 110 Amp Std.	DR	140	12	8609N	8614N
Mack Eng.		DR 35SI, Quad Pad Mt., 135 Amp, Remote Sense	DR	140	12	8609N	8614N
Mack Eng.		DR 35SI, Quad Pad Mt., 135 Amp, Std.	DR	140	12	8609N	8614N
Mack Eng.		Opt. Ser. Repl. DR 24SI, Quad Pad Mt., 160 Amp	DR	160	12	8719N	
Mack Eng.		Opt. Serv. Repl., DR 24SI Quad Pad Mt., 145 Amp	DR	160	12	8707N	
Mack Eng.		Opt. Serv. Repl., DR 24SI Quad Pad Mt., 160 Amp	DR	160	12	8707N	
Mack Eng.		Opt. Serv. Repl., DR 24SI, Quad Pad Mt., 130 Amp	DR	160	12	8707N	
Mack Eng.		Std. DR 33SI, J-180 Mt.,135 Amp, w/Relay Pin	DR	135	12	8083N	8612N
Mack Eng.	2008-95	Std. DR 33SI, J-180Mt.,110 Amp, w/Relay Pin	DR	110	12	8081N	8612N
Mack Eng.	2007-99	Bosch IR/IF, Repl. Unit, Quad Pad Mtg, 160 Amp	BO	160	12	12491N	12716N
Mack Eng.		Bosch IR/IF, Repl. Unit, Quad Pad Mtg, 200 Amp	BO	200	12	12716N	
Mack Eng.		Bosch Replacement Unit, J-180 Mtg, 160 Amp	BO	160	12	12490N	12715N
Mack Eng.		Bosch Replacement Unit, J-180 Mtg, 200 Amp	BO	200	12	12715N	
Mack Eng.		Delco 22SI, Quad Pad Mt, 100 Amp	DR	145	12	8362N	12491N
Mack Eng.		Delco 22SI, Quad Pad Mt, 145 Amp	DR	145	12	8362N	12491N
Mack Eng.		Delco 34SI, Quad Mt., 135 Amp	DR	135	12	8092N	8613N
Mack Eng.		DR 22SI J-180 Mt., 130 Amp, 14.1 Vset	DR	145	12	8078N	7685N
Mack Eng.		DR 22SI J-180 Mt., 130-145 Amp, 14.5 Vset	DR	145	12	8078N-1	7685N
Mack Eng.		DR 22SI J-180 Mt., 145 Amp, 14.1 Vset	DR	145	12	8078N	7685N
Mack Eng.		DR 22SI Quad Pad Mt., 130 Amp	DR	145	12	8362N	12491N
Mack Eng.		DR 34SI, Quad Mt., 135 Amp, Remote Sense	DR	135	12	8092N	8613N
Mack Eng.		DR 34SI, Quad Pad Mtg., 135 Amp, Remote Sense	DR	140	12	8609N	8614N
Mack Eng.		LN (Pad Mtg.) w/Lamp Driver Reg.	DR	170	12	8614N	
Mack Eng.		Moto (Pad Mtg.) 140 Amp, No Smart Check	LN	160	12	8410N	8410N
Mack Eng.		Moto (Pad Mtg.) 160 Amp, No Smart Check	LN	160	12	8410N	8410N
Mack Eng.		Motorola (J-180) 130 Amp, Std. Regulator	LN	160	12	8329N	
Mack Eng.		Motorola (J-180) 140 Amp, Std. Regulator	LN	160	12	8329N	
Mack Eng.		Opt. Serv. Repl., DR 24SI, J180 Mt., 160 Amp	DR	160	12	8718N	
Mack Eng.		Std. DR 34SI, 110 Amp, Quad Pad Mt.	DR	140	12	8609N	8614N
Mack Eng.		Std. DR 34SI, 135 Amp, Quad Pad Mt.	DR	135	12	8096N	8614N
Mack Eng.	2007-95	Delco 34SI, Quad Mt, 110 Amp, Std.	DR	135	12	8092N	8613N
Mack Eng.	2007-80	Motorola 8LHA, 130 Amp, Std. Regulator	LN	160	12	8329N	
Mack Eng.	1998-95	Delco 21SI, 130 Amp	DR	130	12	7681N	7685N
Mack Eng.		Delco 21SI, 145 Amp, 14.1 Vset	DR	145-160	12	7685N-1	8076N
Mack Eng.		Delco 21SI, 145 Amp, 14.5 Vset	DR	145-160	12	7685N-1	8076N
Mack Eng.	1998-86	DR 30SI, 105 Amp, w/R Pin, w/o Transformer	DR	105	12	7940N	
Mack Eng.	1998-80	Bosch Replacement Unit, 160 Amp, 3 Mounting Ears	BO	160	12	12490N	12715N
Mack Eng.		Bosch Replacement Unit, 200 Amp	BO	200	12	12715N	
Mack Eng.		Leece Neville 2500JB, 90 Amp	LN	130	12	7612N	7613N
Mack Eng.		Leece Neville 2600JB, 105 Amp	LN	130	12	7612N	7613N
Mack Eng.		Leece Neville 2700JB, 130 Amp	LN	130	12	7612N	7613N
Mack Eng.		Leece Neville 2805JB, 145 Amp	LN	160	12	7613N	7613N-LC
Mack Eng.		Leece Neville LC Series, 160 Amp, stator activated, 239 mm Rotor OAL	LN	160	12	7613N-LC	
Mack Eng.		Leece Neville, IR/EF, 160 Amp, trio activated, (235mm rotor OAL)	LN	160	12	7613N	7613N-LC
Mack Eng.		Motorola 8LHA, 130 Amp, Std. Regulator	LN	160	12	8329N	
Mack Eng.		Motorola 8LHA, 140 Amp, Std. Regulator	LN	160	12	8329N	
Mack Eng.	1994-86	30SI Delco, 90 Amp, w/o Transformer	DR	90	12	7262N	
Mack Eng.		30SI Delco, 90 Amp, w/Transformer	DR	90	12	7256N	
Mack Eng.		Delco 21SI, 100 Amp	DR	130	12	7681N	7685N
Mack Eng.		Delco 21SI, 130 Amp	DR	130	12	7681N	7685N
Mack Eng.		Delco 21SI, 145 Amp, 14.1 Vset	DR	145-160	12	7685N	8076N
Mack Eng.		Delco 21SI, 145 Amp, 14.5 Vset	DR	145-160	12	7685N-1	8076N
Mack Eng.		Delco 25SI, 75 Amp	DR	75	12	7255N	8066N
Mack Eng.		Delco 25SI, 85 Amp	DR	85	12	8066N	
Mack Eng.		Delco 26SI, 85 Amp, w/Relay Terminal	DR	85	12	8066N	
Mack Eng.	1985-80	30SI Delco, Neg. Ground	DR	90	12	7262N	
Mack Eng.		30SI Delco, Neg. Ground, w/Transformer	DR	90	12	7256N	
Mack Eng.		Delco 25SI (Neg. Ground)	DR	75	12	7255N	8066N
Scandia E4-210	1983-82	30SI Delco, 90 Amp, w/o Transformer	DR	90	12	7262N	
Scandia E4-210		30SI Delco, 90 Amp, w/Transformer	DR	90	12	7256N	

ALTERNATORS AND GENERATORS

ENGINE	YEAR	APPLICATION	Mfg	Amp	Volt	PART NO.	OPT. NO.
Mack (Cont'd)							
MR Series (Cont'd)							
Scandia E4-210	1983-82	Bosch Replacement Unit, 160 Amp, 3 Mounting Ears	BO	160	12	12490N	12715N
Scandia E4-210		Bosch Replacement Unit, 200 Amp	BO	200	12	12715N	
Scandia E4-210		Delco 25SI Alternator	DR	75	12	7255N	8066N
Scandia E4-210		Leece Neville 2600JB, 105 Amp	LN	130	12	7612N	7613N
Scandia E4-210		Motorola 8LHA, 130 Amp, Std. Regulator	LN	160	12	8329N	
MS Series (Midliner)							
Mack E3	1999-90	Bosch Replacement Unit, 160 Amp, 3 Mounting Ears	BO	160	12	12490N	12715N
Mack E3		Bosch Replacement Unit, 200 Amp	BO	200	12	12715N	
Mack E3		Delco 26SI, 85 Amp, w/Relay Terminal	DR	85	12	8066N	
Mack E3		DR 20SI, 60 Amp	DR	60	12	7266N	
Mack E3		DR 30SI, 105 Amp, w/R Pin, w/o Transformer	DR	105	12	7940N	
Mack E3		Leece Neville 2600JB, 105 Amp	LN	130	12	7612N	7613N
Mack E3		Motorola 8LHA, 130 Amp, Std. Regulator	LN	160	12	8329N	
Mack E5 / EC5	1990-86	30SI Delco, 90 Amp, w/o Transformer	DR	90	12	7262N	
Mack E5 / EC5		30SI Delco, 90 Amp, w/Transformer	DR	90	12	7256N	
Mack E5 / EC5		Bosch Replacement Unit, 160 Amp, 3 Mounting Ears	BO	160	12	12490N	12715N
Mack E5 / EC5		Bosch Replacement Unit, 200 Amp	BO	200	12	12715N	
Mack E5 / EC5		Delco 25SI Alternator	DR	75	12	7255N	8066N
Mack E5 / EC5		Delco 25SI Alternator	DR	85	12	8066N	
Mack E5 / EC5		DR 30SI, 105 Amp, w/R Pin, w/o Transformer	DR	105	12	7940N	
Mack E5 / EC5		Leece Neville 2600JB, 105 Amp	LN	130	12	7612N	7613N
Mack E5 / EC5		Motorola 8LHA, 130 Amp, Std. Regulator	LN	160	12	8329N	
Other Renault Eng.	1989-83	DR 20SI, 60 Amp	DR	60	12	7266N	
Renault 5.8L	1991-86	DR 20SI, 60 Amp	DR	60	12	7266N	
Renault 6.2L	1999-90	Bosch Replacement Unit, 160 Amp, 3 Mounting Ears	BO	160	12	12490N	12715N
Renault 6.2L		Bosch Replacement Unit, 200 Amp	BO	200	12	12715N	
Renault 6.2L		Delco 26SI, 85 Amp, w/Relay Terminal	DR	85	12	8066N	
Renault 6.2L		DR 20SI, 60 Amp	DR	60	12	7266N	
Renault 6.2L		DR 30SI, 105 Amp, w/R Pin, w/o Transformer	DR	105	12	7940N	
Renault 6.2L		Leece Neville 2600JB, 105 Amp	LN	130	12	7612N	7613N
Renault 6.2L		Motorola 8LHA, 130 Amp, Std. Regulator	LN	160	12	8329N	
R Series							
Cummins N / NH / NT	1990-86	30SI Delco, 90 Amp, w/o Transformer	DR	90	12	7262N	
Cummins N / NH / NT		30SI Delco, 90 Amp, w/Transformer	DR	90	12	7256N	
Cummins N / NH / NT		Delco 21SI, 100 Amp	DR	130	12	7681N	7685N
Cummins N / NH / NT		Delco 21SI, 130 Amp	DR	130	12	7681N	7685N
Cummins N / NH / NT		Delco 21SI, 145 Amp, 14.1 Vset	DR	145-160	12	7685N	8076N
Cummins N / NH / NT		Delco 21SI, 145 Amp, 14.5 Vset	DR	145-160	12	7685N-1	8076N
Cummins N / NH / NT		Delco 25SI, 75 Amp	DR	75	12	7255N	8066N
Cummins N / NH / NT		Delco 25SI, 85 Amp	DR	85	12	8066N	
Cummins N / NH / NT		Delco 26SI, 85 Amp, w/Relay Terminal	DR	85	12	8066N	
Cummins N / NH / NT		DR 30SI, 105 Amp, w/R Pin, w/o Transformer	DR	105	12	7940N	
Cummins N / NH / NT	1990-82	Leece Neville 2700JB, 130 Amp	LN	130	12	7612N	7613N
Cummins N / NH / NT		Leece Neville 2805JB, 145 Amp	LN	160	12	7613N	7613N-LC
Cummins N / NH / NT		Leece Neville LC Series, 160 Amp, stator activated, 239 mm Rotor OAL	LN	160	12	7613N-LC	
Cummins N / NH / NT		Leece Neville, IR/EF, 160 Amp, trio activated, (235mm rotor OAL)	LN	160	12	7613N	7613N-LC
Cummins N / NH / NT		Motorola 8LHA, 130 Amp, Std. Regulator	LN	160	12	8329N	
Cummins N / NH / NT		Motorola 8LHA, 140 Amp, Std. Regulator	LN	160	12	8329N	
Cummins N / NH / NT	1990-75	Bosch Replacement Unit, 160 Amp, 3 Mounting Ears	BO	160	12	12490N	12715N
Cummins N / NH / NT		Bosch Replacement Unit, 200 Amp	BO	200	12	12715N	
Cummins N / NH / NT		Leece Neville 2500JB, 90 Amp	LN	130	12	7612N	7613N
Cummins N / NH / NT		Leece Neville 2600JB, 105 Amp	LN	130	12	7612N	7613N
Cummins N / NH / NT		Motorola 8LHA, 130 Amp, Std. Regulator	LN	160	12	8329N	
Cummins N / NH / NT	1985-75	30SI Delco, Neg. Ground	DR	90	12	7262N	
Cummins N / NH / NT		30SI Delco, Neg. Ground, w/Transformer	DR	90	12	7256N	
Cummins N / NH / NT		Delco 25SI (Neg. Ground)	DR	75	12	7255N	8066N
Cummins N / NH / NT	1974-72	27SI Delco, Pos. Ground	DR	80	12	7136N	
Cummins Super 250	1981-75	30SI Delco, Neg. Ground	DR	90	12	7262N	
Cummins Super 250		30SI Delco, Neg. Ground, w/Transformer	DR	90	12	7256N	
Cummins Super 250		Bosch Replacement Unit, 160 Amp, 3 Mounting Ears	BO	160	12	12490N	12715N
Cummins Super 250		Bosch Replacement Unit, 200 Amp	BO	200	12	12715N	
Cummins Super 250		Delco 25SI (Neg. Ground)	DR	75	12	7255N	8066N
Cummins Super 250		Leece Neville 2500JB, 90 Amp	LN	130	12	7612N	7613N

ALTERNATORS

ALTERNATORS AND GENERATORS

ENGINE	YEAR	APPLICATION	Mfg	Amp	Volt	PART NO.	OPT. NO.
Mack (Cont'd)							
R Series (Cont'd)							
Cummins Super 250	1981-75	Leece Neville 2600JB, 105 Amp	LN	130	12	7612N	7613N
Cummins Super 250		Motorola 8LHA, 130 Amp, Std. Regulator	LN	160	12	8329N	
Cummins Super 250	1974-72	27SI Delco, Pos. Ground	DR	80	12	7136N	
Cummins V8-210	1981-75	30SI Delco, Neg. Ground	DR	90	12	7262N	
Cummins V8-210		30SI Delco, Neg. Ground, w/Transformer	DR	90	12	7256N	
Cummins V8-210		Bosch Replacement Unit, 160 Amp, 3 Mounting Ears	BO	160	12	12490N	12715N
Cummins V8-210		Bosch Replacement Unit, 200 Amp	BO	200	12	12715N	
Cummins V8-210		Delco 25SI (Neg. Ground)	DR	75	12	7255N	8066N
Cummins V8-210		Leece Neville 2500JB, 90 Amp	LN	130	12	7612N	7613N
Cummins V8-210		Leece Neville 2600JB, 105 Amp	LN	130	12	7612N	7613N
Cummins V8-210		Motorola 8LHA, 130 Amp, Std. Regulator	LN	160	12	8329N	
Cummins V8-210	1974-72	27SI Delco, Pos. Ground	DR	80	12	7136N	
Cummins V-903	1981-75	30SI Delco, Neg. Ground	DR	90	12	7262N	
Cummins V-903		30SI Delco, Neg. Ground, w/Transformer	DR	90	12	7256N	
Cummins V-903		Bosch Replacement Unit, 160 Amp, 3 Mounting Ears	BO	160	12	12490N	12715N
Cummins V-903		Bosch Replacement Unit, 200 Amp	BO	200	12	12715N	
Cummins V-903		Delco 25SI (Neg. Ground)	DR	75	12	7255N	8066N
Cummins V-903		Leece Neville 2500JB, 90 Amp	LN	130	12	7612N	7613N
Cummins V-903		Leece Neville 2600JB, 105 Amp	LN	130	12	7612N	7613N
Cummins V-903		Motorola 8LHA, 130 Amp, Std. Regulator	LN	160	12	8329N	
Cummins V-903	1974-72	27SI Delco, Pos. Ground	DR	80	12	7136N	
DD 6V-92	1983-82	Leece Neville 2700JB, 130 Amp	LN	130	12	7612N	7613N
DD 6V-92		Leece Neville 2805JB, 145 Amp	LN	160	12	7613N	7613N-LC
DD 6V-92		Leece Neville LC Series, 160 Amp, stator activated, 239 mm Rotor OAL	LN	160	12	7613N-LC	
DD 6V-92		Leece Neville, IR/EF, 160 Amp, trio activated, (235mm rotor OAL)	LN	160	12	7613N	7613N-LC
DD 6V-92		Motorola 8LHA, 130 Amp, Std. Regulator	LN	160	12	8329N	
DD 6V-92		Motorola 8LHA, 140 Amp, Std. Regulator	LN	160	12	8329N	
DD 6V-92	1983-78	30SI Delco, Neg. Ground	DR	90	12	7262N	
DD 6V-92		30SI Delco, Neg. Ground, w/Transformer	DR	90	12	7256N	
DD 6V-92		Bosch Replacement Unit, 160 Amp, 3 Mounting Ears	BO	160	12	12490N	12715N
DD 6V-92		Bosch Replacement Unit, 200 Amp	BO	200	12	12715N	
DD 6V-92		Delco 25SI (Neg. Ground)	DR	75	12	7255N	8066N
DD 6V-92		Leece Neville 2500JB, 90 Amp	LN	130	12	7612N	7613N
DD 6V-92		Leece Neville 2600JB, 105 Amp	LN	130	12	7612N	7613N
DD 6V-92		Motorola 8LHA, 130 Amp, Std. Regulator	LN	160	12	8329N	
DD 8V-71 (N, T)	1978-75	30SI Delco, Neg. Ground	DR	90	12	7262N	
DD 8V-71 (N, T)		30SI Delco, Neg. Ground, w/Transformer	DR	90	12	7256N	
DD 8V-71 (N, T)		Bosch Replacement Unit, 160 Amp, 3 Mounting Ears	BO	160	12	12490N	12715N
DD 8V-71 (N, T)		Bosch Replacement Unit, 200 Amp	BO	200	12	12715N	
DD 8V-71 (N, T)		Delco 25SI (Neg. Ground)	DR	75	12	7255N	8066N
DD 8V-71 (N, T)		Leece Neville 2500JB, 90 Amp	LN	130	12	7612N	7613N
DD 8V-71 (N, T)		Leece Neville 2600JB, 105 Amp	LN	130	12	7612N	7613N
DD 8V-71 (N, T)		Motorola 8LHA, 130 Amp, Std. Regulator	LN	160	12	8329N	
DD 8V-92	1990-86	30SI Delco, 90 Amp, w/o Transformer	DR	90	12	7262N	
DD 8V-92		30SI Delco, 90 Amp, w/Transformer	DR	90	12	7256N	
DD 8V-92		Delco 21SI, 100 Amp	DR	130	12	7681N	7685N
DD 8V-92		Delco 21SI, 130 Amp	DR	130	12	7681N	7685N
DD 8V-92		Delco 21SI, 145 Amp, 14.1 Vset	DR	145-160	12	7685N	8076N
DD 8V-92		Delco 21SI, 145 Amp, 14.5 Vset	DR	145-160	12	7685N-1	8076N
DD 8V-92		Delco 25SI, 75 Amp	DR	75	12	7255N	8066N
DD 8V-92		Delco 25SI, 85 Amp	DR	85	12	8066N	
DD 8V-92		Delco 26SI, 85 Amp, w/Relay Terminal	DR	85	12	8066N	
DD 8V-92		DR 30SI, 105 Amp, w/R Pin, w/o Transformer	DR	105	12	7940N	
DD 8V-92	1990-84	Bosch Replacement Unit, 160 Amp, 3 Mounting Ears	BO	160	12	12490N	12715N
DD 8V-92		Bosch Replacement Unit, 200 Amp	BO	200	12	12715N	
DD 8V-92		Leece Neville 2500JB, 90 Amp	LN	130	12	7612N	7613N
DD 8V-92		Leece Neville 2600JB, 105 Amp	LN	130	12	7612N	7613N
DD 8V-92		Leece Neville 2700JB, 130 Amp	LN	130	12	7612N	7613N
DD 8V-92		Leece Neville 2805JB, 145 Amp	LN	160	12	7613N	7613N-LC
DD 8V-92		Leece Neville LC Series, 160 Amp, stator activated, 239 mm Rotor OAL	LN	160	12	7613N-LC	
DD 8V-92		Leece Neville, IR/EF, 160 Amp, trio activated, (235mm rotor OAL)	LN	160	12	7613N	7613N-LC
DD 8V-92		Motorola 8LHA, 130 Amp, Std. Regulator	LN	160	12	8329N	

ALTERNATORS AND GENERATORS

ENGINE	YEAR	APPLICATION	Mfg	Amp	Volt	PART NO.	OPT. NO.
Mack (Cont'd)							
R Series (Cont'd)							
DD 8V-92	1990-84	Motorola 8LHA, 140 Amp, Std. Regulator	LN	160	12	8329N	
DD 8V-92	1985-84	30SI Delco, Neg. Ground	DR	90	12	7262N	
DD 8V-92		30SI Delco, Neg. Ground, w/Transformer	DR	90	12	7256N	
DD 8V-92		Delco 25SI (Neg. Ground)	DR	75	12	7255N	8066N
Mack Eng.	1990-86	30SI Delco, 90 Amp, w/o Transformer	DR	90	12	7262N	
Mack Eng.		30SI Delco, 90 Amp, w/Transformer	DR	90	12	7256N	
Mack Eng.		Delco 21SI, 100 Amp	DR	130	12	7681N	7685N
Mack Eng.		Delco 21SI, 130 Amp	DR	130	12	7681N	7685N
Mack Eng.		Delco 21SI, 145 Amp, 14.1 Vset	DR	145-160	12	7685N	8076N
Mack Eng.		Delco 21SI, 145 Amp, 14.5 Vset	DR	145-160	12	7685N-1	8076N
Mack Eng.		Delco 25SI, 75 Amp	DR	75	12	7255N	8066N
Mack Eng.		Delco 25SI, 85 Amp	DR	85	12	8066N	
Mack Eng.		Delco 26SI, 85 Amp, w/Relay Terminal	DR	85	12	8066N	
Mack Eng.		DR 30SI, 105 Amp, w/R Pin, w/o Transformer	DR	105	12	7940N	
Mack Eng.	1990-82	Leece Neville 2700JB, 130 Amp	LN	130	12	7612N	7613N
Mack Eng.		Leece Neville 2805JB, 145 Amp	LN	160	12	7613N	7613N-LC
Mack Eng.		Leece Neville LC Series, 160 Amp, stator activated, 239 mm Rotor OAL	LN	160	12	7613N-LC	
Mack Eng.		Leece Neville, IR/EF, 160 Amp, trio activated, (235mm rotor OAL)	LN	160	12	7613N	7613N-LC
Mack Eng.		Motorola 8LHA, 130 Amp, Std. Regulator	LN	160	12	8329N	
Mack Eng.		Motorola 8LHA, 140 Amp, Std. Regulator	LN	160	12	8329N	
Mack Eng.	1990-75	Bosch Replacement Unit, 160 Amp, 3 Mounting Ears	BO	160	12	12490N	12715N
Mack Eng.		Bosch Replacement Unit, 200 Amp	BO	200	12	12715N	
Mack Eng.		Leece Neville 2500JB, 90 Amp	LN	130	12	7612N	7613N
Mack Eng.		Leece Neville 2600JB, 105 Amp	LN	130	12	7612N	7613N
Mack Eng.	1985-75	30SI Delco, Neg. Ground	DR	90	12	7262N	
Mack Eng.		30SI Delco, Neg. Ground, w/Transformer	DR	90	12	7256N	
Mack Eng.		Delco 25SI (Neg. Ground)	DR	75	12	7255N	8066N
Mack Eng.	1974-72	27SI Delco, Pos. Ground	DR	80	12	7136N	
RB							
Mack Eng.	2007-04	DR 36SI, Quad Mt., 24V / 95 Amp	DR	95	24	8610N	
RB Series							
Mack Eng.	2008-99	DR 24SI, J-180 Mtg, 100 Amp	DR	100	12	8701N	
Mack Eng.		DR 24SI, J-180 Mtg, 130 Amp	DR	160	12	8704N	
Mack Eng.		DR 24SI, J-180 Mtg, 145 Amp	DR	160	12	8704N	
Mack Eng.		DR 24SI, J-180 Mtg, 160 Amp	DR	160	12	8704N	
Mack Eng.		DR 35SI Quad Mt., Repl.34SI, R Pin, 110 Amp	DR	140	12	8608N	8613N
Mack Eng.		DR 35SI, J-180 Mtg, 110 Amp, Repl. 33SI	DR	140	12	8607N	8612N
Mack Eng.		DR 35SI, J-180 Mtg, 135 Amp, Repl. 33SI	DR	140	12	8607N	8612N
Mack Eng.		DR 35SI, Quad Mt., Repl.34SI, 135 Amp, w/o Remote Sense	DR	140	12	8608N	8613N
Mack Eng.		DR 35SI, Quad Pad Mt, 110 Amp Std.	DR	140	12	8609N	8614N
Mack Eng.		DR 35SI, Quad Pad Mt., 135 Amp, Remote Sense	DR	140	12	8609N	8614N
Mack Eng.		DR 35SI, Quad Pad Mt., 135 Amp, Std.	DR	140	12	8609N	8614N
Mack Eng.		Opt. Ser. Repl. DR 24SI, Quad Pad Mt., 160 Amp	DR	160	12	8719N	
Mack Eng.		Opt. Serv. Repl., DR 24SI Quad Pad Mt., 145 Amp	DR	160	12	8707N	
Mack Eng.		Opt. Serv. Repl., DR 24SI Quad Pad Mt., 160 Amp	DR	160	12	8707N	
Mack Eng.		Opt. Serv. Repl., DR 24SI, Quad Pad Mt., 130 Amp	DR	160	12	8707N	
Mack Eng.		Std. DR 33SI, J-180 Mt.,135 Amp, w/Relay Pin	DR	135	12	8083N	8612N
Mack Eng.	2008-95	Std. DR 33SI, J-180Mt.,110 Amp, w/Relay Pin	DR	110	12	8081N	8612N
Mack Eng.	2007-99	Bosch IR/IF, Repl. Unit, Quad Pad Mtg, 160 Amp	BO	160	12	12491N	12716N
Mack Eng.		Bosch IR/IF, Repl. Unit, Quad Pad Mtg, 200 Amp	BO	200	12	12716N	
Mack Eng.		Bosch Replacement Unit, J-180 Mtg, 160 Amp	BO	160	12	12490N	12715N
Mack Eng.		Bosch Replacement Unit, J-180 Mtg, 200 Amp	BO	200	12	12715N	
Mack Eng.		Delco 22SI, Quad Pad Mt, 100 Amp	DR	145	12	8362N	12491N
Mack Eng.		Delco 22SI, Quad Pad Mt, 145 Amp	DR	145	12	8362N	12491N
Mack Eng.		Delco 34SI, Quad Mt., 135 Amp	DR	135	12	8092N	8613N
Mack Eng.		DR 22SI J-180 Mt., 130 Amp, 14.1 Vset	DR	145	12	8078N	7685N
Mack Eng.		DR 22SI J-180 Mt., 130-145 Amp, 14.5 Vset	DR	145	12	8078N-1	7685N
Mack Eng.		DR 22SI J-180 Mt., 145 Amp, 14.1 Vset	DR	145	12	8078N	7685N
Mack Eng.		DR 22SI Quad Pad Mt., 130 Amp	DR	145	12	8362N	12491N
Mack Eng.		DR 34SI, Quad Mt., 135 Amp, Remote Sense	DR	135	12	8092N	8613N
Mack Eng.		DR 34SI, Quad Pad Mtg., 135 Amp, Remote Sense	DR	140	12	8609N	8614N
Mack Eng.		LN (Pad Mtg.) w/Lamp Driver Reg.	DR	170	12	8614N	
Mack Eng.		Moto (Pad Mtg.) 140 Amp, No Smart Check	LN	160	12	8410N	8410N

ALTERNATORS

ALTERNATORS AND GENERATORS

ENGINE	YEAR	APPLICATION	Mfg	Amp	Volt	PART NO.	OPT. NO.
Mack (Cont'd)							
RB Series (Cont'd)							
Mack Eng.	2007-99	Moto (Pad Mtg.) 160 Amp, No Smart Check	LN	160	12	8410N	8410N
Mack Eng.		Motorola (J-180) 130 Amp, Std. Regulator	LN	160	12	8329N	
Mack Eng.		Motorola (J-180) 140 Amp, Std. Regulator	LN	160	12	8329N	
Mack Eng.		Opt. Serv. Repl., DR 24SI, J180 Mt., 160 Amp	DR	160	12	8718N	
Mack Eng.		Std. DR 34SI, 110 Amp, Quad Pad Mt.	DR	140	12	8609N	8614N
Mack Eng.		Std. DR 34SI, 135 Amp, Quad Pad Mt.	DR	135	12	8096N	8614N
Mack Eng.	2007-95	Delco 34SI, Quad Mt, 110 Amp, Std.	DR	135	12	8092N	8613N
Mack Eng.	2007-88	Motorola 8LHA, 130 Amp, Std. Regulator	LN	160	12	8329N	
Mack Eng.	1998-95	Delco 21SI, 130 Amp	DR	130	12	7681N	7685N
Mack Eng.		Delco 21SI, 145 Amp, 14.1 Vset	DR	145-160	12	7685N-1	8076N
Mack Eng.		Delco 21SI, 145 Amp, 14.5 Vset	DR	145-160	12	7685N-1	8076N
Mack Eng.	1998-88	Bosch Replacement Unit, 160 Amp, 3 Mounting Ears	BO	160	12	12490N	12715N
Mack Eng.		Bosch Replacement Unit, 200 Amp	BO	200	12	12715N	
Mack Eng.		DR 30SI, 105 Amp, w/R Pin, w/o Transformer	DR	105	12	7940N	
Mack Eng.		Leece Neville 2500JB, 90 Amp	LN	130	12	7612N	7613N
Mack Eng.		Leece Neville 2600JB, 105 Amp	LN	130	12	7612N	7613N
Mack Eng.		Leece Neville 2700JB, 130 Amp	LN	130	12	7612N	7613N
Mack Eng.		Leece Neville 2805JB, 145 Amp	LN	160	12	7613N	7613N-LC
Mack Eng.		Leece Neville LC Series, 160 Amp, stator activated, 239 mm Rotor OAL	LN	160	12	7613N-LC	
Mack Eng.		Leece Neville, IR/EF, 160 Amp, trio activated, (235mm rotor OAL)	LN	160	12	7613N	7613N-LC
Mack Eng.		Motorola 8LHA, 130 Amp, Std. Regulator	LN	160	12	8329N	
Mack Eng.		Motorola 8LHA, 140 Amp, Std. Regulator	LN	160	12	8329N	
Mack Eng.	1994-88	30SI Delco, 90 Amp, w/o Transformer	DR	90	12	7262N	
Mack Eng.		30SI Delco, 90 Amp, w/Transformer	DR	90	12	7256N	
Mack Eng.		Delco 21SI, 100 Amp	DR	130	12	7681N	7685N
Mack Eng.		Delco 21SI, 130 Amp	DR	130	12	7681N	7685N
Mack Eng.		Delco 21SI, 145 Amp, 14.1 Vset	DR	145-160	12	7685N	8076N
Mack Eng.		Delco 21SI, 145 Amp, 14.5 Vset	DR	145-160	12	7685N-1	8076N
Mack Eng.		Delco 25SI, 75 Amp	DR	75	12	7255N	8066N
Mack Eng.		Delco 25SI, 85 Amp	DR	85	12	8066N	
Mack Eng.		Delco 26SI, 85 Amp, w/Relay Terminal	DR	85	12	8066N	
RD Series							
Cummins NTC Eng.	1985-84	30SI Delco, Neg. Ground	DR	90	12	7262N	
Cummins NTC Eng.		30SI Delco, Neg. Ground, w/Transformer	DR	90	12	7256N	
Cummins NTC Eng.		Bosch Replacement Unit, 160 Amp, 3 Mounting Ears	BO	160	12	12490N	12715N
Cummins NTC Eng.		Bosch Replacement Unit, 200 Amp	BO	200	12	12715N	
Cummins NTC Eng.		Delco 25SI (Neg. Ground)	DR	75	12	7255N	8066N
Cummins NTC Eng.		Leece Neville 2500JB, 90 Amp	LN	130	12	7612N	7613N
Cummins NTC Eng.		Leece Neville 2600JB, 105 Amp	LN	130	12	7612N	7613N
Cummins NTC Eng.		Leece Neville 2700JB, 130 Amp	LN	130	12	7612N	7613N
Cummins NTC Eng.		Leece Neville 2805JB, 145 Amp	LN	160	12	7613N	7613N-LC
Cummins NTC Eng.		Leece Neville LC Series, 160 Amp, stator activated, 239 mm Rotor OAL	LN	160	12	7613N-LC	
Cummins NTC Eng.		Leece Neville, IR/EF, 160 Amp, trio activated, (235mm rotor OAL)	LN	160	12	7613N	7613N-LC
Cummins NTC Eng.		Motorola 8LHA, 130 Amp, Std. Regulator	LN	160	12	8329N	
Cummins NTC Eng.		Motorola 8LHA, 140 Amp, Std. Regulator	LN	160	12	8329N	
DD 6V-92	1985-82	30SI Delco, Neg. Ground	DR	90	12	7262N	
DD 6V-92		30SI Delco, Neg. Ground, w/Transformer	DR	90	12	7256N	
DD 6V-92		Bosch Replacement Unit, 160 Amp, 3 Mounting Ears	BO	160	12	12490N	12715N
DD 6V-92		Bosch Replacement Unit, 200 Amp	BO	200	12	12715N	
DD 6V-92		Delco 25SI (Neg. Ground)	DR	75	12	7255N	8066N
DD 6V-92		Leece Neville 2500JB, 90 Amp	LN	130	12	7612N	7613N
DD 6V-92		Leece Neville 2600JB, 105 Amp	LN	130	12	7612N	7613N
DD 6V-92		Leece Neville 2700JB, 130 Amp	LN	130	12	7612N	7613N
DD 6V-92		Leece Neville 2805JB, 145 Amp	LN	160	12	7613N	7613N-LC
DD 6V-92		Leece Neville LC Series, 160 Amp, stator activated, 239 mm Rotor OAL	LN	160	12	7613N-LC	
DD 6V-92		Leece Neville, IR/EF, 160 Amp, trio activated, (235mm rotor OAL)	LN	160	12	7613N	7613N-LC
DD 6V-92		Motorola 8LHA, 130 Amp, Std. Regulator	LN	160	12	8329N	
DD 6V-92		Motorola 8LHA, 140 Amp, Std. Regulator	LN	160	12	8329N	
Mack Eng.	2008-99	DR 24SI, J-180 Mtg, 100 Amp	DR	100	12	8701N	

ALTERNATORS AND GENERATORS

ENGINE	YEAR	APPLICATION	Mfg	Amp	Volt	PART NO.	OPT. NO.
Mack (Cont'd)							
RD Series (Cont'd)							
Mack Eng.	2008-99	DR 24SI, J-180 Mtg, 130 Amp	DR	160	12	8704N	
Mack Eng.		DR 24SI, J-180 Mtg, 145 Amp	DR	160	12	8704N	
Mack Eng.		DR 24SI, J-180 Mtg, 160 Amp	DR	160	12	8704N	
Mack Eng.		DR 35SI Quad Mt., Repl.34SI, R Pin, 110 Amp	DR	140	12	8608N	8613N
Mack Eng.		DR 35SI, J-180 Mtg, 110 Amp, Repl. 33SI	DR	140	12	8607N	8612N
Mack Eng.		DR 35SI, J-180 Mtg, 135 Amp, Repl. 33SI	DR	140	12	8607N	8612N
Mack Eng.		DR 35SI, Quad Mt., Repl.34SI, 135 Amp,w/o Remote Sense	DR	140	12	8608N	8613N
Mack Eng.		DR 35SI, Quad Pad Mt, 110 Amp Std.	DR	140	12	8609N	8614N
Mack Eng.		DR 35SI, Quad Pad Mt., 135 Amp, Remote Sense	DR	140	12	8609N	8614N
Mack Eng.		DR 35SI, Quad Pad Mt., 135 Amp, Std.	DR	140	12	8609N	8614N
Mack Eng.		Opt. Ser. Repl. DR 24SI, Quad Pad Mt., 160 Amp	DR	160	12	8719N	
Mack Eng.		Opt. Serv. Repl., DR 24SI Quad Pad Mt., 145 Amp	DR	160	12	8707N	
Mack Eng.		Opt. Serv. Repl., DR 24SI Quad Pad Mt., 160 Amp	DR	160	12	8707N	
Mack Eng.		Opt. Serv. Repl., DR 24SI, Qaud Pad Mt., 130 Amp	DR	160	12	8707N	
Mack Eng.		Std. DR 33SI, J-180 Mt.,135 Amp, w/Relay Pin	DR	135	12	8083N	8612N
Mack Eng.	2008-95	Std. DR 33SI, J-180Mt.,110 Amp, w/Relay Pin	DR	110	12	8081N	8612N
Mack Eng.	2007-99	Bosch IR/IF, Repl. Unit, Quad Pad Mtg, 160 Amp	BO	160	12	12491N	12716N
Mack Eng.		Bosch IR/IF, Repl. Unit, Quad Pad Mtg, 200 Amp	BO	200	12	12716N	
Mack Eng.		Bosch Replacement Unit, J-180 Mtg, 200 Amp	BO	200	12	12715N	
Mack Eng.		Delco 22SI, Quad Pad Mt, 100 Amp	DR	145	12	8362N	12491N
Mack Eng.		Delco 22SI, Quad Pad Mt, 145 Amp	DR	145	12	8362N	12491N
Mack Eng.		Delco 34SI, Quad Mt., 135 Amp	DR	135	12	8092N	8613N
Mack Eng.		DR 22SI J-180 Mt., 130 Amp, 14.1 Vset	DR	145	12	8078N	7685N
Mack Eng.		DR 22SI J-180 Mt., 130-145 Amp, 14.5 Vset	DR	145	12	8078N-1	7685N
Mack Eng.		DR 22SI J-180 Mt., 145 Amp, 14.1 Vset	DR	145	12	8078N	7685N
Mack Eng.		DR 22SI Quad Pad Mt., 130 Amp	DR	145	12	8362N	12491N
Mack Eng.		DR 34SI, Quad Mt., 135 Amp, Remote Sense	DR	135	12	8092N	8613N
Mack Eng.		DR 34SI, Quad Pad Mtg., 135 Amp, Remote Sense	DR	140	12	8609N	8614N
Mack Eng.		LN (Pad Mtg.) w/Lamp Driver Reg.	DR	170	12	8614N	
Mack Eng.		Moto (Pad Mtg.) 140 Amp, No Smart Check	LN	160	12	8410N	8410N
Mack Eng.		Moto (Pad Mtg.) 160 Amp, No Smart Check	LN	160	12	8410N	8410N
Mack Eng.		Motorola (J-180) 130 Amp, Std. Regulator	LN	160	12	8329N	
Mack Eng.		Motorola (J-180) 140 Amp, Std. Regulator	LN	160	12	8329N	
Mack Eng.		Opt. Serv. Repl., DR 24SI, J180 Mt., 160 Amp	DR	160	12	8718N	
Mack Eng.		Std. DR 34SI, 110 Amp, Quad Pad Mt.	DR	140	12	8609N	8614N
Mack Eng.		Std. DR 34SI, 135 Amp, Quad Pad Mt.	DR	135	12	8096N	8614N
Mack Eng.	2007-95	Delco 34SI, Quad Mt, 110 Amp, Std.	DR	135	12	8092N	8613N
Mack Eng.	2007-79	Bosch Replacement Unit, 160 Amp, 3 Mounting Ears	BO	160	12	12490N	12715N
Mack Eng.		Motorola 8LHA, 130 Amp, Std. Regulator	LN	160	12	8329N	
Mack Eng.	2006-04	DR 36SI, Quad Mt., 24V / 95 Amp	DR	95	24	8610N	
Mack Eng.	1998-95	Delco 21SI, 130 Amp	DR	130	12	7681N	7685N
Mack Eng.		Delco 21SI, 145 Amp, 14.1 Vset	DR	145-160	12	7685N-1	8076N
Mack Eng.		Delco 21SI, 145 Amp, 14.5 Vset	DR	145-160	12	7685N-1	8076N
Mack Eng.	1998-86	DR 30SI, 105 Amp, w/R Pin, w/o Transformer	DR	105	12	7940N	
Mack Eng.	1998-79	Bosch Replacement Unit, 200 Amp	BO	200	12	12715N	
Mack Eng.		Leece Neville 2500JB, 90 Amp	LN	130	12	7612N	7613N
Mack Eng.		Leece Neville 2600JB, 105 Amp	LN	130	12	7612N	7613N
Mack Eng.		Leece Neville 2700JB, 130 Amp	LN	130	12	7612N	7613N
Mack Eng.		Leece Neville 2805JB, 145 Amp	LN	160	12	7613N	7613N-LC
Mack Eng.		Leece Neville LC Series, 160 Amp, stator activated, 239 mm Rotor OAL	LN	160	12	7613N-LC	
Mack Eng.		Leece Neville, IR/EF, 160 Amp, trio activated, (235mm rotor OAL)	LN	160	12	7613N	7613N-LC
Mack Eng.		Motorola 8LHA, 130 Amp, Std. Regulator	LN	160	12	8329N	
Mack Eng.		Motorola 8LHA, 140 Amp, Std. Regulator	LN	160	12	8329N	
Mack Eng.	1994-86	30SI Delco, 90 Amp, w/o Transformer	DR	90	12	7262N	
Mack Eng.		30SI Delco, 90 Amp, w/Transformer	DR	90	12	7256N	
Mack Eng.		Delco 21SI, 100 Amp	DR	130	12	7681N	7685N
Mack Eng.		Delco 21SI, 130 Amp	DR	130	12	7681N	7685N
Mack Eng.		Delco 21SI, 145 Amp, 14.1 Vset	DR	145-160	12	7685N	8076N
Mack Eng.		Delco 21SI, 145 Amp, 14.5 Vset	DR	145-160	12	7685N-1	8076N
Mack Eng.		Delco 25SI, 75 Amp	DR	75	12	7255N	8066N
Mack Eng.		Delco 25SI, 85 Amp	DR	85	12	8066N	
Mack Eng.		Delco 26SI, 85 Amp, w/Relay Teminal	DR	85	12	8066N	
Mack Eng.	1985-79	30SI Delco, Neg. Ground	DR	90	12	7262N	
Mack Eng.		30SI Delco, Neg. Ground, w/Transformer	DR	90	12	7256N	

ALTERNATORS

ALTERNATORS AND GENERATORS

ENGINE	YEAR	APPLICATION	Mfg	Amp	Volt	PART NO.	OPT. NO.
Mack (Cont'd)							
RD Series (Cont'd)							
Mack Eng.	1985-79	Delco 25SI (Neg. Ground)	DR	75	12	7255N	8066N
RL Series							
DD 6V-71	1978-75	30SI Delco, Neg. Ground	DR	90	12	7262N	
DD 6V-71		30SI Delco, Neg. Ground, w/Transformer	DR	90	12	7256N	
DD 6V-71		Bosch Replacement Unit, 160 Amp, 3 Mounting Ears	BO	160	12	12490N	12715N
DD 6V-71		Bosch Replacement Unit, 200 Amp	BO	200	12	12715N	
DD 6V-71		Delco 25SI (Neg. Ground)	DR	75	12	7255N	8066N
DD 6V-71		Leece Neville 2500JB, 90 Amp	LN	130	12	7612N	7613N
DD 6V-71		Leece Neville 2600JB, 105 Amp	LN	130	12	7612N	7613N
DD 6V-71		Motorola 8LHA, 130 Amp, Std. Regulator	LN	160	12	8329N	
DD 6V-92	1983-78	30SI Delco, Neg. Ground	DR	90	12	7262N	
DD 6V-92		30SI Delco, Neg. Ground, w/Transformer	DR	90	12	7256N	
DD 6V-92		Bosch Replacement Unit, 160 Amp, 3 Mounting Ears	BO	160	12	12490N	12715N
DD 6V-92		Bosch Replacement Unit, 200 Amp	BO	200	12	12715N	
DD 6V-92		Delco 25SI (Neg. Ground)	DR	75	12	7255N	8066N
DD 6V-92		Leece Neville 2600JB, 105 Amp	LN	130	12	7612N	7613N
DD 6V-92		Motorola 8LHA, 130 Amp, Std. Regulator	LN	160	12	8329N	
Mack Eng.	1990-86	30SI Delco, 90 Amp, w/o Transformer	DR	90	12	7262N	
Mack Eng.		30SI Delco, 90 Amp, w/Transformer	DR	90	12	7256N	
Mack Eng.		Delco 21SI, 100 Amp	DR	130	12	7681N	7685N
Mack Eng.		Delco 21SI, 130 Amp	DR	130	12	7681N	7685N
Mack Eng.		Delco 21SI, 145 Amp, 14.1 Vset	DR	145-160	12	7685N	8076N
Mack Eng.		Delco 21SI, 145 Amp, 14.5 Vset	DR	145-160	12	7685N-1	8076N
Mack Eng.		Delco 25SI, 75 Amp	DR	75	12	7255N	8066N
Mack Eng.		Delco 25SI, 85 Amp	DR	85	12	8066N	
Mack Eng.		Delco 26SI, 85 Amp, w/Relay Terminal	DR	85	12	8066N	
Mack Eng.		DR 30SI, 105 Amp, w/R Pin, w/o Transformer	DR	105	12	7940N	
Mack Eng.	1990-84	Bosch Replacement Unit, 160 Amp, 3 Mounting Ears	BO	160	12	12490N	12715N
Mack Eng.		Bosch Replacement Unit, 200 Amp	BO	200	12	12715N	
Mack Eng.		Leece Neville 2500JB, 90 Amp	LN	130	12	7612N	7613N
Mack Eng.		Leece Neville 2600JB, 105 Amp	LN	130	12	7612N	7613N
Mack Eng.		Leece Neville 2700JB, 130 Amp	LN	130	12	7612N	7613N
Mack Eng.		Leece Neville 2805JB, 145 Amp	LN	160	12	7613N	7613N-LC
Mack Eng.		Leece Neville LC Series, 160 Amp, stator activated, 239 mm Rotor OAL	LN	160	12	7613N-LC	
Mack Eng.		Leece Neville, IR/EF, 160 Amp, trio activated, (235mm rotor OAL)	LN	160	12	7613N	7613N-LC
Mack Eng.		Motorola 8LHA, 130 Amp, Std. Regulator	LN	160	12	8329N	
Mack Eng.		Motorola 8LHA, 140 Amp, Std. Regulator	LN	160	12	8329N	
Mack Eng.	1985-84	30SI Delco, Neg. Ground	DR	90	12	7262N	
Mack Eng.		30SI Delco, Neg. Ground, w/Transformer	DR	90	12	7256N	
Mack Eng.		Delco 25SI (Neg. Ground)	DR	75	12	7255N	8066N
RM Series							
DD 6V-92	1983-78	30SI Delco, Neg. Ground	DR	90	12	7262N	
DD 6V-92		30SI Delco, Neg. Ground, w/Transformer	DR	90	12	7256N	
DD 6V-92		Bosch Replacement Unit, 160 Amp, 3 Mounting Ears	BO	160	12	12490N	12715N
DD 6V-92		Bosch Replacement Unit, 200 Amp	BO	200	12	12715N	
DD 6V-92		Delco 25SI (Neg. Ground)	DR	75	12	7255N	8066N
DD 6V-92		Leece Neville 2600JB, 105 Amp	LN	130	12	7612N	7613N
DD 6V-92		Motorola 8LHA, 130 Amp, Std. Regulator	LN	160	12	8329N	
Mack Eng.	1994-86	30SI Delco, 90 Amp, w/o Transformer	DR	90	12	7262N	
Mack Eng.		30SI Delco, 90 Amp, w/Transformer	DR	90	12	7256N	
Mack Eng.		Delco 21SI, 100 Amp	DR	130	12	7681N	7685N
Mack Eng.		Delco 21SI, 130 Amp	DR	130	12	7681N	7685N
Mack Eng.		Delco 21SI, 145 Amp, 14.1 Vset	DR	145-160	12	7685N	8076N
Mack Eng.		Delco 21SI, 145 Amp, 14.5 Vset	DR	145-160	12	7685N-1	8076N
Mack Eng.		Delco 25SI, 75 Amp	DR	75	12	7255N	8066N
Mack Eng.		Delco 25SI, 85 Amp	DR	85	12	8066N	
Mack Eng.		Delco 26SI, 85 Amp, w/Relay Terminal	DR	85	12	8066N	
Mack Eng.		DR 30SI, 105 Amp, w/R Pin, w/o Transformer	DR	105	12	7940N	
Mack Eng.	1994-84	Bosch Replacement Unit, 160 Amp, 3 Mounting Ears	BO	160	12	12490N	12715N
Mack Eng.		Bosch Replacement Unit, 200 Amp	BO	200	12	12715N	
Mack Eng.		Leece Neville 2500JB, 90 Amp	LN	130	12	7612N	7613N
Mack Eng.		Leece Neville 2600JB, 105 Amp	LN	130	12	7612N	7613N
Mack Eng.		Leece Neville 2700JB, 130 Amp	LN	130	12	7612N	7613N

ALTERNATORS AND GENERATORS

ENGINE	YEAR	APPLICATION	Mfg	Amp	Volt	PART NO.	OPT. NO.
Mack (Cont'd)							
RM Series (Cont'd)							
Mack Eng.	1994-84	Leece Neville 2805JB, 145 Amp	LN	160	12	7613N	7613N-LC
Mack Eng.		Leece Neville LC Series, 160 Amp, stator activated, 239 mm Rotor OAL	LN	160	12	7613N-LC	
Mack Eng.		Leece Neville, IR/EF, 160 Amp, trio activated, (235mm rotor OAL)	LN	160	12	7613N	7613N-LC
Mack Eng.		Motorola 8LHA, 130 Amp, Std. Regulator	LN	160	12	8329N	
Mack Eng.		Motorola 8LHA, 140 Amp, Std. Regulator	LN	160	12	8329N	
Mack Eng.	1985-84	30SI Delco, Neg. Ground	DR	90	12	7262N	
Mack Eng.		30SI Delco, Neg. Ground, w/Transformer	DR	90	12	7256N	
Mack Eng.		Delco 25SI (Neg. Ground)	DR	75	12	7255N	8066N
RS Series							
DD 6V-71	1978-75	30SI Delco, Neg. Ground	DR	90	12	7262N	
DD 6V-71		30SI Delco, Neg. Ground, w/Transformer	DR	90	12	7256N	
DD 6V-71		Bosch Replacement Unit, 160 Amp, 3 Mounting Ears	BO	160	12	12490N	12715N
DD 6V-71		Bosch Replacement Unit, 200 Amp	BO	200	12	12715N	
DD 6V-71		Delco 25SI (Neg. Ground)	DR	75	12	7255N	8066N
DD 6V-71		Leece Neville 2500JB, 90 Amp	LN	130	12	7612N	7613N
DD 6V-71		Leece Neville 2600JB, 105 Amp	LN	130	12	7612N	7613N
DD 6V-71		Motorola 8LHA, 130 Amp, Std. Regulator	LN	160	12	8329N	
Mack Eng.	1990-86	30SI Delco, 90 Amp, w/o Transformer	DR	90	12	7262N	
Mack Eng.		30SI Delco, 90 Amp, w/Transformer	DR	90	12	7256N	
Mack Eng.		Delco 21SI, 100 Amp	DR	130	12	7681N	7685N
Mack Eng.		Delco 21SI, 130 Amp	DR	130	12	7681N	7685N
Mack Eng.		Delco 21SI, 145 Amp, 14.1 Vset	DR	145-160	12	7685N	8076N
Mack Eng.		Delco 21SI, 145 Amp, 14.5 Vset	DR	145-160	12	7685N-1	8076N
Mack Eng.		Delco 25SI, 75 Amp	DR	75	12	7255N	8066N
Mack Eng.		Delco 25SI, 85 Amp	DR	85	12	8066N	
Mack Eng.		Delco 26SI, 85 Amp, w/Relay Terminal	DR	85	12	8066N	
Mack Eng.		DR 30SI, 105 Amp, w/R Pin, w/o Transformer	DR	105	12	7940N	
Mack Eng.	1990-79	Bosch Replacement Unit, 160 Amp, 3 Mounting Ears	BO	160	12	12490N	12715N
Mack Eng.		Bosch Replacement Unit, 200 Amp	BO	200	12	12715N	
Mack Eng.		Leece Neville 2500JB, 90 Amp	LN	130	12	7612N	7613N
Mack Eng.		Leece Neville 2600JB, 105 Amp	LN	130	12	7612N	7613N
Mack Eng.		Leece Neville 2700JB, 130 Amp	LN	130	12	7612N	7613N
Mack Eng.		Leece Neville 2805JB, 145 Amp	LN	160	12	7613N	7613N-LC
Mack Eng.		Leece Neville LC Series, 160 Amp, stator activated, 239 mm Rotor OAL	LN	160	12	7613N-LC	
Mack Eng.		Leece Neville, IR/EF, 160 Amp, trio activated, (235mm rotor OAL)	LN	160	12	7613N	7613N-LC
Mack Eng.		Motorola 8LHA, 130 Amp, Std. Regulator	LN	160	12	8329N	
Mack Eng.		Motorola 8LHA, 140 Amp, Std. Regulator	LN	160	12	8329N	
Mack Eng.	1985-79	30SI Delco, Neg. Ground	DR	90	12	7262N	
Mack Eng.		30SI Delco, Neg. Ground, w/Transformer	DR	90	12	7256N	
Mack Eng.		Delco 25SI (Neg. Ground)	DR	75	12	7255N	8066N
RW Series							
Cummins N / NT	1990-86	30SI Delco, 90 Amp, w/o Transformer	DR	90	12	7262N	
Cummins N / NT		30SI Delco, 90 Amp, w/Transformer	DR	90	12	7256N	
Cummins N / NT		Delco 21SI, 100 Amp	DR	130	12	7681N	7685N
Cummins N / NT		Delco 21SI, 130 Amp	DR	130	12	7681N	7685N
Cummins N / NT		Delco 21SI, 145 Amp, 14.1 Vset	DR	145-160	12	7685N	8076N
Cummins N / NT		Delco 21SI, 145 Amp, 14.5 Vset	DR	145-160	12	7685N-1	8076N
Cummins N / NT		Delco 25SI, 75 Amp	DR	75	12	7255N	8066N
Cummins N / NT		Delco 25SI, 85 Amp	DR	85	12	8066N	
Cummins N / NT		Delco 26SI, 85 Amp, w/Relay Terminal	DR	85	12	8066N	
Cummins N / NT		DR 30SI, 105 Amp, w/R Pin, w/o Transformer	DR	105	12	7940N	
Cummins N / NT	1990-82	Bosch Replacement Unit, 160 Amp, 3 Mounting Ears	BO	160	12	12490N	12715N
Cummins N / NT		Bosch Replacement Unit, 200 Amp	BO	200	12	12715N	
Cummins N / NT		Leece Neville 2500JB, 90 Amp	LN	130	12	7612N	7613N
Cummins N / NT		Leece Neville 2600JB, 105 Amp	LN	130	12	7612N	7613N
Cummins N / NT		Leece Neville 2700JB, 130 Amp	LN	130	12	7612N	7613N
Cummins N / NT		Leece Neville 2805JB, 145 Amp	LN	160	12	7613N	7613N-LC
Cummins N / NT		Leece Neville LC Series, 160 Amp, stator activated, 239 mm Rotor OAL	LN	160	12	7613N-LC	
Cummins N / NT		Leece Neville, IR/EF, 160 Amp, trio activated, (235mm rotor OAL)	LN	160	12	7613N	7613N-LC

ALTERNATORS

ALTERNATORS AND GENERATORS

ENGINE	YEAR	APPLICATION	Mfg	Amp	Volt	PART NO.	OPT. NO.
Mack (Cont'd)							
RW Series (Cont'd)							
Cummins N / NT	1990-82	Motorola 8LHA, 130 Amp, Std. Regulator	LN	160	12	8329N	
Cummins N / NT		Motorola 8LHA, 140 Amp, Std. Regulator	LN	160	12	8329N	
Cummins N / NT	1985-82	30SI Delco, Neg. Ground	DR	90	12	7262N	
Cummins N / NT		30SI Delco, Neg. Ground, w/Transformer	DR	90	12	7256N	
Cummins N / NT		Delco 25SI (Neg. Ground)	DR	75	12	7255N	8066N
DD 8V-92	1985-78	30SI Delco, Neg. Ground	DR	90	12	7262N	
DD 8V-92		30SI Delco, Neg. Ground, w/Transformer	DR	90	12	7256N	
DD 8V-92		Bosch Replacement Unit, 160 Amp, 3 Mounting Ears	BO	160	12	12490N	12715N
DD 8V-92		Bosch Replacement Unit, 200 Amp	BO	200	12	12715N	
DD 8V-92		Delco 25SI (Neg. Ground)	DR	75	12	7255N	8066N
DD 8V-92		Leece Neville 2500JB, 90 Amp	LN	130	12	7612N	7613N
DD 8V-92		Leece Neville 2600JB, 105 Amp	LN	130	12	7612N	7613N
DD 8V-92		Leece Neville 2700JB, 130 Amp	LN	130	12	7612N	7613N
DD 8V-92		Leece Neville 2805JB, 145 Amp	LN	160	12	7613N	7613N-LC
DD 8V-92		Leece Neville LC Series, 160 Amp, stator activated, 239 mm Rotor OAL	LN	160	12	7613N-LC	
DD 8V-92		Leece Neville, IR/EF, 160 Amp, trio activated, (235mm rotor OAL)	LN	160	12	7613N	7613N-LC
DD 8V-92		Motorola 8LHA, 130 Amp, Std. Regulator	LN	160	12	8329N	
DD 8V-92		Motorola 8LHA, 140 Amp, Std. Regulator	LN	160	12	8329N	
Mack Eng.	1994-86	30SI Delco, 90 Amp, w/o Transformer	DR	90	12	7262N	
Mack Eng.		30SI Delco, 90 Amp, w/Transformer	DR	90	12	7256N	
Mack Eng.		Delco 21SI, 100 Amp	DR	130	12	7681N	7685N
Mack Eng.		Delco 21SI, 130 Amp	DR	130	12	7681N	7685N
Mack Eng.		Delco 21SI, 145 Amp, 14.1 Vset	DR	145-160	12	7685N	8076N
Mack Eng.		Delco 21SI, 145 Amp, 14.5 Vset	DR	145-160	12	7685N-1	8076N
Mack Eng.		Delco 25SI, 75 Amp	DR	75	12	7255N	8066N
Mack Eng.		Delco 25SI, 85 Amp	DR	85	12	8066N	
Mack Eng.		Delco 26SI, 85 Amp, w/Relay Terminal	DR	85	12	8066N	
Mack Eng.		DR 30SI, 105 Amp, w/R Pin, w/o Transformer	DR	105	12	7940N	
Mack Eng.	1994-79	Bosch Replacement Unit, 160 Amp, 3 Mounting Ears	BO	160	12	12490N	12715N
Mack Eng.		Bosch Replacement Unit, 200 Amp	BO	200	12	12715N	
Mack Eng.		Leece Neville 2500JB, 90 Amp	LN	130	12	7612N	7613N
Mack Eng.		Leece Neville 2600JB, 105 Amp	LN	130	12	7612N	7613N
Mack Eng.		Leece Neville 2700JB, 130 Amp	LN	130	12	7612N	7613N
Mack Eng.		Leece Neville 2805JB, 145 Amp	LN	160	12	7613N	7613N-LC
Mack Eng.		Leece Neville LC Series, 160 Amp, stator activated, 239 mm Rotor OAL	LN	160	12	7613N-LC	
Mack Eng.		Leece Neville, IR/EF, 160 Amp, trio activated, (235mm rotor OAL)	LN	160	12	7613N	7613N-LC
Mack Eng.		Motorola 8LHA, 130 Amp, Std. Regulator	LN	160	12	8329N	
Mack Eng.		Motorola 8LHA, 140 Amp, Std. Regulator	LN	160	12	8329N	
Mack Eng.	1985-79	30SI Delco, Neg. Ground	DR	90	12	7262N	
Mack Eng.		30SI Delco, Neg. Ground, w/Transformer	DR	90	12	7256N	
Mack Eng.		Delco 25SI (Neg. Ground)	DR	75	12	7255N	8066N
U Series							
Cummins N / NT	1983-82	30SI Delco, Neg. Ground	DR	90	12	7262N	
Cummins N / NT		30SI Delco, Neg. Ground, w/Transformer	DR	90	12	7256N	
Cummins N / NT		Bosch Replacement Unit, 160 Amp, 3 Mounting Ears	BO	160	12	12490N	12715N
Cummins N / NT		Bosch Replacement Unit, 200 Amp	BO	200	12	12715N	
Cummins N / NT		Delco 25SI (Neg. Ground)	DR	75	12	7255N	8066N
Cummins N / NT		Leece Neville 2500JB, 90 Amp	LN	130	12	7612N	7613N
Cummins N / NT		Leece Neville 2600JB, 105 Amp	LN	130	12	7612N	7613N
Cummins N / NT		Leece Neville 2700JB, 130 Amp	LN	130	12	7612N	7613N
Cummins N / NT		Leece Neville 2805JB, 145 Amp	LN	160	12	7613N	7613N-LC
Cummins N / NT		Leece Neville LC Series, 160 Amp, stator activated, 239 mm Rotor OAL	LN	160	12	7613N-LC	
Cummins N / NT		Leece Neville, IR/EF, 160 Amp, trio activated, (235mm rotor OAL)	LN	160	12	7613N	7613N-LC
Cummins N / NT		Motorola 8LHA, 130 Amp, Std. Regulator	LN	160	12	8329N	
Cummins N / NT		Motorola 8LHA, 140 Amp, Std. Regulator	LN	160	12	8329N	
Cummins V-903	1981-75	30SI Delco, Neg. Ground	DR	90	12	7262N	
Cummins V-903		30SI Delco, Neg. Ground, w/Transformer	DR	90	12	7256N	
Cummins V-903		Bosch Replacement Unit, 160 Amp, 3 Mounting Ears	BO	160	12	12490N	12715N
Cummins V-903		Bosch Replacement Unit, 200 Amp	BO	200	12	12715N	

ALTERNATORS AND GENERATORS

ENGINE	YEAR	APPLICATION	Mfg	Amp	Volt	PART NO.	OPT. NO.
Mack (Cont'd)							
U Series (Cont'd)							
Cummins V-903	1981-75	Delco 25SI (Neg. Ground)	DR	75	12	7255N	8066N
Cummins V-903		Leece Neville 2500JB, 90 Amp	LN	130	12	7612N	7613N
Cummins V-903		Leece Neville 2600JB, 105 Amp	LN	130	12	7612N	7613N
Cummins V-903		Motorola 8LHA, 130 Amp, Std. Regulator	LN	160	12	8329N	
Cummins V-903	1974-72	27SI Delco, Pos. Ground	DR	80	12	7136N	
Mack Eng.	1985-82	Leece Neville 2700JB, 130 Amp	LN	130	12	7612N	7613N
Mack Eng.		Leece Neville 2805JB, 145 Amp	LN	160	12	7613N	7613N-LC
Mack Eng.		Leece Neville LC Series, 160 Amp, stator activated, 239 mm Rotor OAL	LN	160	12	7613N-LC	
Mack Eng.		Leece Neville, IR/EF, 160 Amp, trio activated, (235mm rotor OAL)	LN	160	12	7613N	7613N-LC
Mack Eng.		Motorola 8LHA, 130 Amp, Std. Regulator	LN	160	12	8329N	
Mack Eng.		Motorola 8LHA, 140 Amp, Std. Regulator	LN	160	12	8329N	
Mack Eng.	1985-75	30SI Delco, Neg. Ground	DR	90	12	7262N	
Mack Eng.		30SI Delco, Neg. Ground, w/Transformer	DR	90	12	7256N	
Mack Eng.		Bosch Replacement Unit, 160 Amp, 3 Mounting Ears	BO	160	12	12490N	12715N
Mack Eng.		Bosch Replacement Unit, 200 Amp	BO	200	12	12715N	
Mack Eng.		Delco 25SI (Neg. Ground)	DR	75	12	7255N	8066N
Mack Eng.		Leece Neville 2500JB, 90 Amp	LN	130	12	7612N	7613N
Mack Eng.		Leece Neville 2600JB, 105 Amp	LN	130	12	7612N	7613N
Mack Eng.	1974-72	27SI Delco, Pos. Ground	DR	80	12	7136N	
MCI							
All Models (By Engine)							
Detroit Diesel Eng.	1990-85	w/24-Volt Belt Drive 50DN	DR	270	24	8359R	
Mercedes-Benz							
1017							
OM353 Series, 5.7L Diesel.	1991-75	BO / IR, 12V / 55 Amp	BO	55	12	14491N	
1217							
OM353 Series, 5.7L Diesel.	1985-75	BO / IR, 12V / 55 Amp	BO	55	12	14491N	
1219							
OM401 Series, 9.6L Diesel.	1984-75	BO / IR, 12V / 55 Amp	BO	55	12	14491N	
Actros							
OM541, 12.0L Diesel	2000-96	BO IR/EF, 24V / 100 Amp	BO	100	24	12388N	
OM541, 12.0L Diesel		BO IR/EF, 24V / 140 Amp	BO	140	24	12615N	
OM541, 12.0L Diesel		BO IR/IF, 24V / 100 Amp	BO	100	24	12389N	
OM542, 15.9L Diesel.		BO IR/EF, 24V / 100 Amp	BO	100	24	12388N	
OM542, 15.9L Diesel.		BO IR/EF, 24V / 140 Amp	BO	140	24	12615N	
OM542, 15.9L Diesel.		BO IR/IF, 24V / 100 Amp	BO	100	24	12389N	
L 1113							
OM352	1990-86	Standard	BO	55	12	14391N	
L 1113B							
OM352.908, 5.7L Diesel.	2001-69	BO / IR, 12V / 55 Amp	BO	55	12	14491N	
OM353.913 A, 5.7L Diesel.	2001-72	BO / IR, 12V / 55 Amp	BO	55	12	14491N	
L 1116							
OM352	1990-86	Standard	BO	55	12	14391N	
L 1117							
OM352	1990-86	Standard	BO	55	12	14391N	
L 1217							
OM366 A, 6.0L Diesel.	2005-95	BO / IR, 12V / 55 Amp	BO	55	12	14491N	
L 1218							
OM366 A, 6.0L Diesel.	2006-96	BO / IR, 12V / 55 Amp	BO	55	12	14491N	
L 1313							
OM352.938,963, 5.7L Diesel.	2001-67	BO / IR, 12V / 55 Amp	BO	55	12	14491N	
OM353.913 A, 5.7L Diesel.	2001-72	BO / IR, 12V / 55 Amp	BO	55	12	14491N	
L 1316							
OM352	1993-91	Standard	BO	55	12	14391N	

ALTERNATORS

ALTERNATORS AND GENERATORS

ENGINE	YEAR	APPLICATION	Mfg	Amp	Volt	PART NO.	OPT. NO.
Mercedes-Benz (Cont'd)							
L 1316 (Cont'd)							
OM352	1990-86	Standard	BO	55	12	14391N	
L 1317							
OM352	1993-91	Standard	BO	55	12	14391N	
OM352	1990-86	Standard	BO	55	12	14391N	
L 1319							
OM366	1993-91	Standard	BO	55	12	14391N	
OM366	1990-85	Standard	BO	55	12	14391N	
L 1418							
OM366 A, 6.0L Diesel.	2005-96	BO / IR, 12V / 55 Amp	BO	55	12	14491N	
L 1419							
OM366	1996-92	Standard	BO	55	12	14391N	
OM366	1991-85	Standard	BO	55	12	14391N	
L 1513							
OM352.936, 937, 5.7L Diesel.	2001-69	BO / IR, 12V / 55 Amp	BO	55	12	14491N	
OM353.912 A, 5.7L Diesel.	2001-72	BO / IR, 12V / 55 Amp	BO	55	12	14491N	
L 1516							
OM352	1993-91	Standard	BO	55	12	14391N	
OM352	1990-87	Standard	BO	55	12	14391N	
L 1717							
OM366 A, 6.0L Diesel.	2005-95	BO / IR, 12V / 55 Amp	BO	55	12	14491N	
LA 1113							
OM352	1993-86	Standard	BO	55	12	14391N	
OM352.908, 5.7L Diesel.	2001-69	BO / IR, 12V / 55 Amp	BO	55	12	14491N	
OM353.913 A, 5.7L Diesel.	2001-72	BO / IR, 12V / 55 Amp	BO	55	12	14491N	
LA 1117							
OM352	1990-86	Standard	BO	55	12	14391N	
LA 1313							
OM352.938, 963, 5.7L Diesel.	2001-67	BO / IR, 12V / 55 Amp	BO	55	12	14491N	
OM353.913 A, 5.7L Diesel.	2001-72	BO / IR, 12V / 55 Amp	BO	55	12	14491N	
LA 1513							
OM352.936, 937, 5.7L Diesel.	2001-69	BO / IR, 12V / 55 Amp	BO	55	12	14491N	
OM353.912 A, 5.7L Diesel.	2001-72	BO / IR, 12V / 55 Amp	BO	55	12	14491N	
LP 1219							
OM366	1992-91	Standard	BO	55	12	14391N	
OM366	1990-85	Standard	BO	55	12	14391N	
OM366	1993	Standard	BO	55	12	14391N	
Sprinter 2500							
V6 3.0L 2987cc	2013-10	220 Amp	VA	220	12	11457N	
Sprinter 3500							
V6 3.0L 2987cc	2013-10	220 Amp	VA	220	12	11457N	
Unimog U-1000							
OM353.962, 5.7L Diesel.	1988-77	BO / IR, 12V / 55 Amp	BO	55	12	14491N	
OM366.915, Diesel.	1992-88	BO / IR, 12V / 55 Amp	BO	55	12	14491N	
Unimog U-1000T							
OM353.980, 5.7L Diesel.	1982-77	BO / IR, 12V / 55 Amp	BO	55	12	14491N	
Unimog U-110							
OM364.955 A, 4.0L Diesel.	1995-92	BO / IR, 12V / 55 Amp	BO	55	12	14491N	
Unimog U-110L							
OM364.956 A, 4.0L Diesel.	1995-92	BO / IR, 12V / 55 Amp	BO	55	12	14491N	
Unimog U-1200							
OM353.958 Turbo, 5.7L Diesel	1988-83	BO / IR, 12V / 55 Amp	BO	55	12	14491N	

ALTERNATORS AND GENERATORS

ENGINE	YEAR	APPLICATION	Mfg	Amp	Volt	PART NO.	OPT. NO.
Mercedes-Benz (Cont'd)							
Unimog U-1200 (Cont'd)							
OM353.961	Saugmotor,						
5.7L Diesel.		BO / IR, 12V / 55 Amp	BO	55	12	14491N	
OM353-995	Sauglader,						
5.7L Diesel.	1988-82	BO / IR, 12V / 55 Amp	BO	55	12	14491N	
OM366.949 A, 6.0L Diesel.	2001-88	BO / IR, 12V / 55 Amp	BO	55	12	14491N	
Unimog U-1200T							
OM353-995	Sauglader,						
5.7L Diesel.	1988-83	BO / IR, 12V / 55 Amp	BO	55	12	14491N	
OM366.949 A, 6.0L Diesel.	2001-88	BO / IR, 12V / 55 Amp	BO	55	12	14491N	
Unimog U-1250							
OM353-995	Sauglader,						
5.7L Diesel.	1988-84	BO / IR, 12V / 55 Amp	BO	55	12	14491N	
OM366.949 A, 6.0L Diesel.	2001-88	BO / IR, 12V / 55 Amp	BO	55	12	14491N	
Unimog U-1250L							
OM366.947 A, 6.0L Diesel.	2001-88	BO / IR, 12V / 55 Amp	BO	55	12	14491N	
OM366.949 A, 6.0L Diesel.		BO / IR, 12V / 55 Amp	BO	55	12	14491N	
OM366.955 A, 6.0L Diesel.		BO / IR, 12V / 55 Amp	BO	55	12	14491N	
Unimog U-130							
OM364.982 LA, 4.0L Diesel.	1998-92	BO / IR, 12V / 55 Amp	BO	55	12	14491N	
Unimog U-1300							
OM353.973 Turbo, 5.7L Diesel.	1984-77	BO / IR, 12V / 55 Amp	BO	55	12	14491N	
Unimog U-1300L							
OM353.961	Saugmotor,						
5.7L Diesel.	1988-77	BO / IR, 12V / 55 Amp	BO	55	12	14491N	
OM366.955 A, 6.0L Diesel.	2001-86	BO / IR, 12V / 55 Amp	BO	55	12	14491N	
OM366.956 A, 6.0L Diesel.		BO / IR, 12V / 55 Amp	BO	55	12	14491N	
Unimog U-130T							
OM364.982 LA, 4.0L Diesel.	1998-92	BO / IR, 12V / 55 Amp	BO	55	12	14491N	
Unimog U-1350L							
OM366.955 A, 6.0L Diesel.	2001-88	BO / IR, 12V / 55 Amp	BO	55	12	14491N	
Unimog U-140							
OM364.982 LA, 4.0L Diesel.	1998-92	BO / IR, 12V / 55 Amp	BO	55	12	14491N	
Unimog U-1400							
OM366.948 A, 6.0L Diesel.	2000-88	BO / IR, 12V / 55 Amp	BO	55	12	14491N	
OM366.949 A, 6.0L Diesel.		BO / IR, 12V / 55 Amp	BO	55	12	14491N	
OM366.955 A, 6.0L Diesel.		BO / IR, 12V / 55 Amp	BO	55	12	14491N	
OM366.956 A, 6.0L Diesel.		BO / IR, 12V / 55 Amp	BO	55	12	14491N	
OM366.963 A, 6.0L Diesel.		BO / IR, 12V / 55 Amp	BO	55	12	14491N	
Unimog U-1400T							
OM366.949 A, 6.0L Diesel.	2001-88	BO / IR, 12V / 55 Amp	BO	55	12	14491N	
Unimog U-140L							
OM364.985 LA, 4.0L Diesel.	1998-93	BO / IR, 12V / 55 Amp	BO	55	12	14491N	
OM364.989 LA, 4.0L Diesel.		BO / IR, 12V / 55 Amp	BO	55	12	14491N	
Unimog U-140T							
OM364.982 LA, 4.0L Diesel.	1995-92	BO / IR, 12V / 55 Amp	BO	55	12	14491N	
Unimog U-1450							
OM366.947 A, 6.0L Diesel.	2000-88	BO / IR, 12V / 55 Amp	BO	55	12	14491N	
OM366.948 A, 6.0L Diesel.		BO / IR, 12V / 55 Amp	BO	55	12	14491N	
OM366.955 A, 6.0L Diesel.		BO / IR, 12V / 55 Amp	BO	55	12	14491N	
OM366.956 A, 6.0L Diesel.		BO / IR, 12V / 55 Amp	BO	55	12	14491N	
OM366.963 A, 6.0L Diesel.		BO / IR, 12V / 55 Amp	BO	55	12	14491N	
Unimog U-1450L							
OM366.947 A, 6.0L Diesel.	2001-94	BO / IR, 12V / 55 Amp	BO	55	12	14491N	
OM366.949 A, 6.0L Diesel.		BO / IR, 12V / 55 Amp	BO	55	12	14491N	
OM366.955 A, 6.0L Diesel.		BO / IR, 12V / 55 Amp	BO	55	12	14491N	
Unimog U-1500							
OM353.958, 5.7L Diesel.	1988-77	BO / IR, 12V / 55 Amp	BO	55	12	14491N	

ALTERNATORS AND GENERATORS

ENGINE	YEAR	APPLICATION	Mfg	Amp	Volt	PART NO.	OPT. NO.
Mercedes-Benz (Cont'd)							
Unimog U-1500T							
OM353.958, 5.7L Diesel.	1988-77	BO / IR, 12V / 55 Amp	BO	55	12	14491N	
Unimog U-1550							
OM353.958, 5.7L Diesel.	1988-86	BO / IR, 12V / 55 Amp	BO	55	12	14491N	
Unimog U-1550L							
OM353.961, 995 A, 5.7L Diesel.	1988-86	BO / IR, 12V / 55 Amp	BO	55	12	14491N	
OM356.980, 6.0L Diesel.	2000-90	BO / IR, 12V / 55 Amp	BO	55	12	14491N	
OM366.956 A, 6.0L Diesel.	2000-88	BO / IR, 12V / 55 Amp	BO	55	12	14491N	
OM366.963 A, 6.0L Diesel.	2000-90	BO / IR, 12V / 55 Amp	BO	55	12	14491N	
OM366.984 A, 6.0L Diesel.	2000-88	BO / IR, 12V / 55 Amp	BO	55	12	14491N	
Unimog U-1600							
OM356.980 LA, 6.0L Diesel.	2002-91	BO / IR, 12V / 55 Amp	BO	55	12	14491N	
OM366.947, 948, 949 A, 6.0L Diesel.	2000-88	BO / IR, 12V / 55 Amp	BO	55	12	14491N	
Unimog U-1650							
OM366.947 A, 6.0L Diesel.	2001-88	BO / IR, 12V / 55 Amp	BO	55	12	14491N	
OM366.948 A, 6.0L Diesel.	2000-88	BO / IR, 12V / 55 Amp	BO	55	12	14491N	
OM366.949 A, 6.0L Diesel.	2001-88	BO / IR, 12V / 55 Amp	BO	55	12	14491N	
Unimog U-1650L							
OM366.947 A, 6.0L Diesel.	2001-88	BO / IR, 12V / 55 Amp	BO	55	12	14491N	
OM366.948 A, 6.0L Diesel.	2000-88	BO / IR, 12V / 55 Amp	BO	55	12	14491N	
OM366.949 A, 6.0L Diesel.		BO / IR, 12V / 55 Amp	BO	55	12	14491N	
Unimog U-1700							
OM353.959, 5.7L Diesel.	1988-78	BO / IR, 12V / 55 Amp	BO	55	12	14491N	
OM366.963 A, 6.0L Diesel.	2001-88	BO / IR, 12V / 55 Amp	BO	55	12	14491N	
Unimog U-1700L							
OM353.959, 5.7L Diesel.	1988-78	BO / IR, 12V / 55 Amp	BO	55	12	14491N	
Unimog U-1700T							
OM366.963 A, 6.0L Diesel.	2001-88	BO / IR, 12V / 55 Amp	BO	55	12	14491N	
Unimog U-1750							
OM356.981 LA, 6.0L Diesel.	2002-91	BO / IR, 12V / 55 Amp	BO	55	12	14491N	
OM366.963 A, 6.0L Diesel.	2001-88	BO / IR, 12V / 55 Amp	BO	55	12	14491N	
Unimog U-1750L							
OM356.981 LA, 6.0L Diesel.	2002-91	BO / IR, 12V / 55 Amp	BO	55	12	14491N	
OM366.963 A, 6.0L Diesel.	2001-88	BO / IR, 12V / 55 Amp	BO	55	12	14491N	
OM366.984 LA, 6.0L Diesel.		BO / IR, 12V / 55 Amp	BO	55	12	14491N	
Unimog U-2100							
OM366.984 LA, 6.0L Diesel.	2001-89	BO / IR, 12V / 55 Amp	BO	55	12	14491N	
Unimog U-2100L							
OM356.980 LA, 6.0L Diesel.	2002-91	BO / IR, 12V / 55 Amp	BO	55	12	14491N	
OM366.984 LA, 6.0L Diesel.	2001-89	BO / IR, 12V / 55 Amp	BO	55	12	14491N	
Unimog U-2150							
OM356.980, 6.0L Diesel.	2002-91	BO / IR, 12V / 55 Amp	BO	55	12	14491N	
OM366.984 LA, 6.0L Diesel.	2001-89	BO / IR, 12V / 55 Amp	BO	55	12	14491N	
Unimog U-2150L							
OM356.980, 6.0L Diesel.	2002-91	BO / IR, 12V / 55 Amp	BO	55	12	14491N	
OM366.984 LA, 6.0L Diesel.	2001-89	BO / IR, 12V / 55 Amp	BO	55	12	14491N	
Unimog U-2400							
OM356.980, 6.0L Diesel.	2002-91	BO / IR, 12V / 55 Amp	BO	55	12	14491N	
Unimog U-2400TG							
OM356.980 LA, 6.0L Diesel.	2002-93	BO / IR, 12V / 55 Amp	BO	55	12	14491N	
Unimog U-2450							
OM356.980, 6.0L Diesel.	2002-93	BO / IR, 12V / 55 Amp	BO	55	12	14491N	
Unimog U-54							
OM314.916, 3.8L Diesel.	1976-66	BO / IR, 12V / 55 Amp	BO	55	12	14491N	
Unitog U-300							
4.3L - 4249cc Diesel	2003-00	BO IR/IF, 24V / 100 Amp	BO	100	24	12389N	

ALTERNATORS AND GENERATORS

ENGINE	YEAR	APPLICATION	Mfg	Amp	Volt	PART NO.	OPT. NO.
Mercedes-Benz (Cont'd)							
Unitog U-300 (Cont'd)							
4.3L - 4249cc Diesel	2003-00	BO IR/IF, 24V / 80 Amp	BO	80	24	12387N	
4.3L - 4249cc Diesel		Iskra IR/EF, 24V / 100 Amp	BO	100	24	12388N	
OM904, 4.3L - 4249cc Diesel	2012-00	BO IR/EF, 24V / 100 Amp	BO	100	24	12388N	
Unitog U-400							
4.3L - 4249cc Diesel	2003-00	BO IR/IF, 24V / 100 Amp	BO	100	24	12389N	
4.3L - 4249cc Diesel		BO IR/IF, 24V / 80 Amp	BO	80	24	12387N	
4.3L - 4249cc Diesel		Iskra IR/EF, 24V / 100 Amp	BO	100	24	12388N	
6.4L - 6374cc Diesel		BO IR/IF, 24V / 100 Amp	BO	100	24	12389N	
6.4L - 6374cc Diesel		BO IR/IF, 24V / 80 Amp	BO	80	24	12387N	
6.4L - 6374cc Diesel		Iskra IR/EF, 24V / 100 Amp	BO	100	24	12388N	
OM904, 4.3L - 4249cc Diesel	2012-00	BO IR/EF, 24V / 100 Amp	BO	100	24	12388N	
OM906, 6.4L - 6374cc Diesel		BO IR/EF, 24V / 100 Amp	BO	100	24	12388N	
Unitog U-500							
6.4L - 6374cc Diesel	2003-01	BO IR/EF, 24V / 140 Amp	BO	140	24	12615N	
6.4L - 6374cc Diesel		BO IR/IF, 24V / 100 Amp	BO	100	24	12389N	
6.4L - 6374cc Diesel		BO IR/IF, 24V / 80 Amp	BO	80	24	12387N	
6.4L - 6374cc Diesel (231 HP)		Iskra IR/EF, 24V / 100 Amp	BO	100	24	12388N	
6.4L - 6374cc Diesel (279 HP)		Iskra IR/EF, 24V / 100 Amp	BO	100	24	12388N	
OM906, 6.4L - 6374cc Diesel 231HP	2012-01	BO IR/EF, 24V / 100 Amp	BO	100	24	12388N	
OM906, 6.4L - 6374cc Diesel 279 HP		BO IR/EF, 24V / 100 Amp	BO	100	24	12388N	
Mitsubishi							
6D1							
Various Eng.	1990-85	Mitsubishi System	MI	30	24	12308N	
6D2							
Various Eng.	1990-85	Mitsubishi System	MI	30	24	12308N	
6D31							
Various Eng.	1992-86	Mitsubishi System	MI	30	24	12308N	
Mitsubishi Fuso							
Canter FB							
3.3L (201) - 4D30 / 4DR5 Eng.	1989-84	Mitsubishi, 24V / 30A	MI	30	24	12551N	
FE							
L4 3.3L 200cid	1989	4D30 / 4DR5 Eng., Mitsubishi, 24V / 30 Amp	MI	30	24	12551N	
L4 3.3L 200cid	1988	4D30 / 4DR5 Eng., Mitsubishi, 24V / 30 Amp	MI	30	24	12551N	
L4 3.3L 200cid	1987	4D30 / 4DR5 Eng., Mitsubishi, 24V / 30 Amp	MI	30	24	12551N	
Murphy Diesel							
452							
560cid Eng.	1980-77	Opt. 24V - 50 Amp	DR	50	24	7254N	
560cid Eng.	1978-77	Std. 24V - 40 Amp	DR	40	24	7175N	
560cid Eng.	1976-71	Opt. 24V - 50 Amp	DR	50	24	7254N	
462							
623cid Eng.	1980-77	Opt. 24V - 50 Amp	DR	50	24	7254N	
623cid Eng.	1978-77	Std. 24V - 40 Amp	DR	40	24	7175N	
623cid Eng.	1976-71	Opt. 24V - 50 Amp	DR	50	24	7254N	
472							
678cid Eng.	1980-77	Opt. 24V - 50 Amp	DR	50	24	7254N	
678cid Eng.	1978-77	Std. 24V - 40 Amp	DR	40	24	7175N	
678cid Eng.	1976-71	Opt. 24V - 50 Amp	DR	50	24	7254N	
852							
1140cid Eng.	1980-77	Opt. 24V - 50 Amp	DR	50	24	7254N	

ALTERNATORS AND GENERATORS

ENGINE	YEAR	APPLICATION	Mfg	Amp	Volt	PART NO.	OPT. NO.
Murphy Diesel (Cont'd)							
852 (Cont'd)							
1140cid Eng.	1978-77	Std. 24V - 40 Amp	DR	40	24	7175N	
1140cid Eng.	1976-71	Opt. 24V - 50 Amp	DR	50	24	7254N	
862							
1246cid Eng.	1980-77	Opt. 24V - 50 Amp	DR	50	24	7254N	
1246cid Eng.	1978-77	Std. 24V - 40 Amp	DR	40	24	7175N	
1246cid Eng.	1976-71	Opt. 24V - 50 Amp	DR	50	24	7254N	
872							
1356cid Eng.	1980-77	Opt. 24V - 50 Amp	DR	50	24	7254N	
1356cid Eng.	1978-77	Std. 24V - 40 Amp	DR	40	24	7175N	
1356cid Eng.	1976-71	Opt. 24V - 50 Amp	DR	50	24	7254N	
MP-11							
675cid Eng.	1980-71	Opt. 24V - 50 Amp	DR	50	24	7254N	
MP-12							
735cid Eng.	1980-71	Opt. 24V - 50 Amp	DR	50	24	7254N	
MP-20							
927cid Eng.	1980-71	Opt. 24V - 50 Amp	DR	50	24	7254N	
MP-21							
1013cid Eng.	1980-71	Opt. 24V - 50 Amp	DR	50	24	7254N	
MP-22							
1103cid Eng.	1980-71	Opt. 24V - 50 Amp	DR	50	24	7254N	
MP-24							
1245cid Eng.	1980-71	Opt. 24V - 50 Amp	DR	50	24	7254N	
Nissan							
NV1500							
V6 4.0L 3954cc	2014-12	110 Amp	VA	130	12	11256N	
NV200							
L4 2.0L 1997cc	2014-13	Std. Unit	MI	110	12	11343N	
NV2500							
V6 4.0L 3954cc	2014-12	110 Amp	VA	130	12	11256N	
V8 5.6L 5552cc		110 Amp	VA	130	12	11256N	
NV3500							
V8 5.6L 5552cc	2012	Standard Cargo Van, 110 Amp	VA	130	12	11256N	
Peterbilt							
320							
Caterpillar 3126	2003-96	DR 22SI J-180 Mt., 130 Amp, 14.1 Vset	DR	145	12	8078N	7685N
Caterpillar 3126		DR 22SI J-180 Mt., 130-145 Amp, 14.5 Vset	DR	145	12	8078N-1	7685N
Caterpillar 3126		DR 22SI J-180 Mt., 145 Amp, 14.1 Vset	DR	145	12	8078N	7685N
Caterpillar 3126		Opt. Serv. Repl., DR 24SI, J180 Mt., 160 Amp	DR	160	12	8718N	
Caterpillar 3126	2003-95	Bosch Replacement Unit, 160 Amp, 3 Mounting Ears	BO	160	12	12490N	12715N
Caterpillar 3126		Bosch Replacement Unit, 200 Amp	BO	200	12	12715N	
Caterpillar 3126		Leece Neville 2500JB, 90 Amp	LN	130	12	7612N	7613N
Caterpillar 3126		Leece Neville 2600JB, 105 Amp	LN	130	12	7612N	7613N
Caterpillar 3126		Leece Neville 2700JB, 130 Amp	LN	130	12	7612N	7613N
Caterpillar 3126		Leece Neville 2805JB, 145 Amp	LN	160	12	7613N	7613N-LC
Caterpillar 3126		Leece Neville LC Series, 160 Amp, stator activated, 239 mm Rotor OAL	LN	160	12	7613N-LC	
Caterpillar 3126		Leece Neville, IR/EF, 160 Amp, trio activated, (235mm rotor OAL)	LN	160	12	7613N	7613N-LC
Caterpillar 3126		Motorola 8LHA, 130 Amp, Std. Regulator	LN	160	12	8329N	
Caterpillar 3126		Motorola 8LHA, 140 Amp, Std. Regulator	LN	160	12	8329N	
Caterpillar 3126	1995	Delco 21SI, 115 Amp	DR	145-160	12	7685N	8076N
Caterpillar 3126		Delco 21SI, 130 Amp	DR	130	12	7681N	7685N
Caterpillar 3126		Delco 21SI, 145 Amp, 14.1 Vset	DR	145-160	12	7685N	8076N
Caterpillar 3126		Delco 21SI, 145 Amp, 14.5 Vset	DR	145-160	12	7685N-1	8076N
Caterpillar 3126		Delco 26SI, 85 Amp, w/Relay Terminal	DR	85	12	8066N	
Caterpillar 3126		DR 30SI, 105 Amp, w/R Pin, w/o Transformer	DR	105	12	7940N	
Caterpillar 3306	1999-96	DR 22SI J-180 Mt., 130 Amp, 14.1 Vset	DR	145	12	8078N	7685N

ALTERNATORS

ALTERNATORS AND GENERATORS

ENGINE	YEAR	APPLICATION	Mfg	Amp	Volt	PART NO.	OPT. NO.
Peterbilt (Cont'd)							
320 (Cont'd)							
Caterpillar 3306	1999-96	DR 22SI J-180 Mt., 130-145 Amp, 14.5 Vset	DR	145	12	8078N-1	7685N
Caterpillar 3306		DR 22SI J-180 Mt., 145 Amp, 14.1 Vset	DR	145	12	8078N	7685N
Caterpillar 3306		DR 33SI, J-180 Mt., #10 R Term., 135 Amp, Std.	DR	135	12	8083N	8612N
Caterpillar 3306		DR 33SI, J-180Mt., #10 R Term, 110 Amp, Std.	DR	110	12	8081N	8612N
Caterpillar 3306		Opt. Serv. Repl., DR 24SI, J180 Mt., 160 Amp	DR	160	12	8718N	
Caterpillar 3306	1999-91	Bosch Replacement Unit, 160 Amp, 3 Mounting Ears	BO	160	12	12490N	12715N
Caterpillar 3306		Bosch Replacement Unit, 200 Amp	BO	200	12	12715N	
Caterpillar 3306		Leece Neville 2500JB, 90 Amp	LN	130	12	7612N	7613N
Caterpillar 3306		Leece Neville 2600JB, 105 Amp	LN	130	12	7612N	7613N
Caterpillar 3306		Leece Neville 2700JB, 130 Amp	LN	130	12	7612N	7613N
Caterpillar 3306		Leece Neville 2805JB, 145 Amp	LN	160	12	7613N	7613N-LC
Caterpillar 3306		Leece Neville LC Series, 160 Amp, stator activated, 239 mm Rotor OAL	LN	160	12	7613N-LC	
Caterpillar 3306		Leece Neville, IR/EF, 160 Amp, trio activated, (235mm rotor OAL)	LN	160	12	7613N	7613N-LC
Caterpillar 3306		Motorola 8LHA, 130 Amp, Std. Regulator	LN	160	12	8329N	
Caterpillar 3306		Motorola 8LHA, 140 Amp, Std. Regulator	LN	160	12	8329N	
Caterpillar 3306	1995-94	Delco 21SI, 115 Amp	DR	145-160	12	7685N	8076N
Caterpillar 3306		Delco 21SI, 130 Amp	DR	130	12	7681N	7685N
Caterpillar 3306		Delco 21SI, 145 Amp, 14.1 Vset	DR	145-160	12	7685N	8076N
Caterpillar 3306		Delco 21SI, 145 Amp, 14.5 Vset	DR	145-160	12	7685N-1	8076N
Caterpillar 3306	1995-91	DR 30SI, 105 Amp, w/R Pin, w/o Transformer	DR	105	12	7940N	
Caterpillar 3306	1994-92	Delco 26SI, 85 Amp, w/Relay Terminal	DR	85	12	8066N	
Caterpillar 3306	1993-91	Delco 21SI, 130 Amp	DR	130	12	7681N	7685N
Caterpillar 3306		Delco 21SI, 145 Amp, 14.1 Vset	DR	145-160	12	7685N	8076N
Caterpillar 3306		Delco 21SI, 145 Amp, 14.5 Vset	DR	145-160	12	7685N-1	8076N
Caterpillar 3306		Delco 25SI Alternator (1991)	DR	85	12	8066N	
Caterpillar C-10	2006-98	DR 33SI, J-180 Mt., #10 R Term., 135 Amp, Std.	DR	135	12	8083N	8612N
Caterpillar C-10		DR 33SI, J-180Mt., #10 R Term, 110 Amp, Std.	DR	110	12	8081N	8612N
Caterpillar C-10	2003-98	DR 22SI J-180 Mt., 130 Amp, 14.1 Vset	DR	145	12	8078N	7685N
Caterpillar C-10		DR 22SI J-180 Mt., 130-145 Amp, 14.5 Vset	DR	145	12	8078N-1	7685N
Caterpillar C-10		DR 22SI J-180 Mt., 145 Amp, 14.1 Vset	DR	145	12	8078N	7685N
Caterpillar C-10		Opt. Serv. Repl., DR 24SI, J180 Mt., 160 Amp	DR	160	12	8718N	
Caterpillar C-10	2003-97	Bosch Replacement Unit, 160 Amp, 3 Mounting Ears	BO	160	12	12490N	12715N
Caterpillar C-10		Bosch Replacement Unit, 200 Amp	BO	200	12	12715N	
Caterpillar C-10		Leece Neville 2500JB, 90 Amp	LN	130	12	7612N	7613N
Caterpillar C-10		Leece Neville 2600JB, 105 Amp	LN	130	12	7612N	7613N
Caterpillar C-10		Leece Neville 2700JB, 130 Amp	LN	130	12	7612N	7613N
Caterpillar C-10		Leece Neville 2805JB, 145 Amp	LN	160	12	7613N	7613N-LC
Caterpillar C-10		Leece Neville LC Series, 160 Amp, stator activated, 239 mm Rotor OAL	LN	160	12	7613N-LC	
Caterpillar C-10		Leece Neville, IR/EF, 160 Amp, trio activated, (235mm rotor OAL)	LN	160	12	7613N	7613N-LC
Caterpillar C-10		Motorola 8LHA, 130 Amp, Std. Regulator	LN	160	12	8329N	
Caterpillar C-10		Motorola 8LHA, 140 Amp, Std. Regulator	LN	160	12	8329N	
Caterpillar C-10	1997	Delco 21SI, 100 Amp	DR	130	12	7681N	7685N
Caterpillar C-10		Delco 21SI, 130 Amp	DR	130	12	7681N	7685N
Caterpillar C-10		Delco 21SI, 145 Amp, 14.1 Vset	DR	145-160	12	7685N	8076N
Caterpillar C-10		Delco 21SI, 145 Amp, 14.5 Vset	DR	145-160	12	7685N-1	8076N
Caterpillar C-10		Delco 26SI, 85 Amp, w/Relay Terminal	DR	85	12	8066N	
Caterpillar C-10		DR 30SI, 105 Amp, w/R Pin, w/o Transformer	DR	105	12	7940N	
Cummins 8.3L ISC	2003-98	DR 22SI J-180 Mt., 130 Amp, 14.1 Vset	DR	145	12	8078N	7685N
Cummins 8.3L ISC		DR 22SI J-180 Mt., 130-145 Amp, 14.5 Vset	DR	145	12	8078N-1	7685N
Cummins 8.3L ISC		DR 22SI J-180 Mt., 145 Amp, 14.1 Vset	DR	145	12	8078N	7685N
Cummins 8.3L ISC		Opt. Serv. Repl., DR 24SI, J180 Mt., 160 Amp	DR	160	12	8718N	
Cummins 8.3L ISC	2003-91	Bosch Replacement Unit, 160 Amp, 3 Mounting Ears	BO	160	12	12490N	12715N
Cummins 8.3L ISC		Bosch Replacement Unit, 200 Amp	BO	200	12	12715N	
Cummins 8.3L ISC		Leece Neville 2500JB, 90 Amp	LN	130	12	7612N	7613N
Cummins 8.3L ISC		Leece Neville 2600JB, 105 Amp	LN	130	12	7612N	7613N
Cummins 8.3L ISC		Leece Neville 2700JB, 130 Amp	LN	130	12	7612N	7613N
Cummins 8.3L ISC		Leece Neville 2805JB, 145 Amp	LN	160	12	7613N	7613N-LC
Cummins 8.3L ISC		Leece Neville LC Series, 160 Amp, stator activated, 239 mm Rotor OAL	LN	160	12	7613N-LC	
Cummins 8.3L ISC		Leece Neville, IR/EF, 160 Amp, trio activated, (235mm rotor OAL)	LN	160	12	7613N	7613N-LC
Cummins 8.3L ISC		Motorola 8LHA, 130 Amp, Std. Regulator	LN	160	12	8329N	

ALTERNATORS

ALTERNATORS AND GENERATORS

ENGINE	YEAR	APPLICATION	Mfg	Amp	Volt	PART NO.	OPT. NO.
Peterbilt (Cont'd)							
320 (Cont'd)							
Cummins 8.3L ISC	2003-91	Motorola 8LHA, 140 Amp, Std. Regulator	LN	160	12	8329N	
Cummins 8.3L ISC	1997-95	Delco 21SI, 100 Amp	DR	130	12	7681N	7685N
Cummins 8.3L ISC	1997-92	Delco 26SI, 85 Amp, w/Relay Terminal	DR	85	12	8066N	
Cummins 8.3L ISC	1997-91	Delco 21SI, 130 Amp	DR	130	12	7681N	7685N
Cummins 8.3L ISC		Delco 21SI, 145 Amp, 14.1 Vset	DR	145-160	12	7685N	8076N
Cummins 8.3L ISC		Delco 21SI, 145 Amp, 14.5 Vset	DR	145-160	12	7685N-1	8076N
Cummins 8.3L ISC		DR 30SI, 105 Amp, w/R Pin, w/o Transformer	DR	105	12	7940N	
Cummins 8.3L ISC	1994-91	Delco 25SI Alternator (1991)	DR	85	12	8066N	
Cummins 8.9L ISL	2003-98	Bosch Replacement Unit, 160 Amp, 3 Mounting Ears	BO	160	12	12490N	12715N
Cummins 8.9L ISL		Bosch Replacement Unit, 200 Amp	BO	200	12	12715N	
Cummins 8.9L ISL		DR 22SI J-180 Mt., 130 Amp, 14.1 Vset	DR	145	12	8078N	7685N
Cummins 8.9L ISL		DR 22SI J-180 Mt., 130-145 Amp, 14.5 Vset	DR	145	12	8078N-1	7685N
Cummins 8.9L ISL		DR 22SI J-180 Mt., 145 Amp, 14.1 Vset	DR	145	12	8078N	7685N
Cummins 8.9L ISL		Leece Neville 2500JB, 90 Amp	LN	130	12	7612N	7613N
Cummins 8.9L ISL		Leece Neville 2600JB, 105 Amp	LN	130	12	7612N	7613N
Cummins 8.9L ISL		Leece Neville 2700JB, 130 Amp	LN	130	12	7612N	7613N
Cummins 8.9L ISL		Leece Neville 2805JB, 145 Amp	LN	160	12	7613N	7613N-LC
Cummins 8.9L ISL		Leece Neville LC Series, 160 Amp, stator activated, 239 mm Rotor OAL	LN	160	12	7613N-LC	
Cummins 8.9L ISL		Leece Neville, IR/EF, 160 Amp, trio activated, (235mm rotor OAL)	LN	160	12	7613N	7613N-LC
Cummins 8.9L ISL		Motorola 8LHA, 130 Amp, Std. Regulator	LN	160	12	8329N	
Cummins 8.9L ISL		Motorola 8LHA, 140 Amp, Std. Regulator	LN	160	12	8329N	
Cummins 8.9L ISL		Opt. Serv. Repl., DR 24SI, J180 Mt., 160 Amp	DR	160	12	8718N	
Cummins L-10	1997-95	Delco 21SI, 100 Amp	DR	130	12	7681N	7685N
Cummins L-10	1997-92	Delco 26SI, 85 Amp, w/Relay Terminal	DR	85	12	8066N	
Cummins L-10	1997-91	Bosch Replacement Unit, 160 Amp, 3 Mounting Ears	BO	160	12	12490N	12715N
Cummins L-10		Bosch Replacement Unit, 200 Amp	BO	200	12	12715N	
Cummins L-10		Delco 21SI, 130 Amp	DR	130	12	7681N	7685N
Cummins L-10		Delco 21SI, 145 Amp, 14.1 Vset	DR	145-160	12	7685N	8076N
Cummins L-10		Delco 21SI, 145 Amp, 14.5 Vset	DR	145-160	12	7685N-1	8076N
Cummins L-10		DR 30SI, 105 Amp, w/R Pin, w/o Transformer	DR	105	12	7940N	
Cummins L-10		Leece Neville 2500JB, 90 Amp	LN	130	12	7612N	7613N
Cummins L-10		Leece Neville 2600JB, 105 Amp	LN	130	12	7612N	7613N
Cummins L-10		Leece Neville 2700JB, 130 Amp	LN	130	12	7612N	7613N
Cummins L-10		Leece Neville 2805JB, 145 Amp	LN	160	12	7613N	7613N-LC
Cummins L-10		Leece Neville LC Series, 160 Amp, stator activated, 239 mm Rotor OAL	LN	160	12	7613N-LC	
Cummins L-10		Leece Neville, IR/EF, 160 Amp, trio activated, (235mm rotor OAL)	LN	160	12	7613N	7613N-LC
Cummins L-10		Motorola 8LHA, 130 Amp, Std. Regulator	LN	160	12	8329N	
Cummins L-10		Motorola 8LHA, 140 Amp, Std. Regulator	LN	160	12	8329N	
Cummins L-10	1994-91	Delco 25SI Alternator (1991)	DR	85	12	8066N	
Cummins M11	1999-96	DR 22SI J-180 Mt., 130 Amp, 14.1 Vset	DR	145	12	8078N	7685N
Cummins M11		DR 22SI J-180 Mt., 130-145 Amp, 14.5 Vset	DR	145	12	8078N-1	7685N
Cummins M11		DR 22SI J-180 Mt., 145 Amp, 14.1 Vset	DR	145	12	8078N	7685N
Cummins M11		DR 33SI, J-180 Mt., #10 R Term., 135 Amp, Std.	DR	135	12	8083N	8612N
Cummins M11		DR 33SI, J-180Mt., #10 R Term, 110 Amp, Std.	DR	110	12	8081N	8612N
Cummins M11		Opt. Serv. Repl., DR 24SI, J180 Mt., 160 Amp	DR	160	12	8718N	
Cummins M11	1999-93	Bosch Replacement Unit, 160 Amp, 3 Mounting Ears	BO	160	12	12490N	12715N
Cummins M11		Bosch Replacement Unit, 200 Amp	BO	200	12	12715N	
Cummins M11		Leece Neville 2500JB, 90 Amp	LN	130	12	7612N	7613N
Cummins M11		Leece Neville 2600JB, 105 Amp	LN	130	12	7612N	7613N
Cummins M11		Leece Neville 2700JB, 130 Amp	LN	130	12	7612N	7613N
Cummins M11		Leece Neville 2805JB, 145 Amp	LN	160	12	7613N	7613N-LC
Cummins M11		Leece Neville LC Series, 160 Amp, stator activated, 239 mm Rotor OAL	LN	160	12	7613N-LC	
Cummins M11		Leece Neville, IR/EF, 160 Amp, trio activated, (235mm rotor OAL)	LN	160	12	7613N	7613N-LC
Cummins M11		Motorola 8LHA, 130 Amp, Std. Regulator	LN	160	12	8329N	
Cummins M11		Motorola 8LHA, 140 Amp, Std. Regulator	LN	160	12	8329N	
Cummins M11	1995-93	Delco 21SI, 130 Amp	DR	130	12	7681N	7685N
Cummins M11		Delco 21SI, 145 Amp, 14.1 Vset	DR	145-160	12	7685N	8076N
Cummins M11		Delco 21SI, 145 Amp, 14.5 Vset	DR	145-160	12	7685N-1	8076N
Cummins M11		Delco 26SI, 85 Amp, w/Relay Terminal	DR	85	12	8066N	
Cummins M11		DR 30SI, 105 Amp, w/R Pin, w/o Transformer	DR	105	12	7940N	

ALTERNATORS AND GENERATORS

ENGINE	YEAR	APPLICATION	Mfg	Amp	Volt	PART NO.	OPT. NO.
Peterbilt (Cont'd)							
330							
Caterpillar 3126	2004-96	Bosch Replacement Unit, 160 Amp, 3 Mounting Ears	BO	160	12	12490N	12715N
Caterpillar 3126		Bosch Replacement Unit, 200 Amp	BO	200	12	12715N	
Caterpillar 3126		DR 22SI J-180 Mt., 130 Amp, 14.1 Vset	DR	145	12	8078N	7685N
Caterpillar 3126		DR 22SI J-180 Mt., 130-145 Amp, 14.5 Vset	DR	145	12	8078N-1	7685N
Caterpillar 3126		DR 22SI J-180 Mt., 145 Amp, 14.1 Vset	DR	145	12	8078N	7685N
Caterpillar 3126		Leece Neville 2500JB, 90 Amp	LN	130	12	7612N	7613N
Caterpillar 3126		Leece Neville 2600JB, 105 Amp	LN	130	12	7612N	7613N
Caterpillar 3126		Leece Neville 2700JB, 130 Amp	LN	130	12	7612N	7613N
Caterpillar 3126		Leece Neville 2805JB, 145 Amp	LN	160	12	7613N	7613N-LC
Caterpillar 3126		Leece Neville LC Series, 160 Amp, stator activated, 239 mm Rotor OAL	LN	160	12	7613N-LC	
Caterpillar 3126		Leece Neville, IR/EF, 160 Amp, trio activated, (235mm rotor OAL)	LN	160	12	7613N	7613N-LC
Caterpillar 3126		Motorola 8LHA, 130 Amp, Std. Regulator	LN	160	12	8329N	
Caterpillar 3126		Motorola 8LHA, 140 Amp, Std. Regulator	LN	160	12	8329N	
Caterpillar 3126		Opt. Serv. Repl., DR 24SI, J180 Mt., 160 Amp	DR	160	12	8718N	
Caterpillar C-10	2006-98	DR 33SI, J-180 Mt., #10 R Term., 135 Amp, Std.	DR	135	12	8083N	8612N
Caterpillar C-10		DR 33SI, J-180Mt., #10 R Term., 110 Amp, Std.	DR	110	12	8081N	8612N
Caterpillar C-10	2003-98	DR 22SI J-180 Mt., 130 Amp, 14.1 Vset	DR	145	12	8078N	7685N
Caterpillar C-10		DR 22SI J-180 Mt., 130-145 Amp, 14.5 Vset	DR	145	12	8078N-1	7685N
Caterpillar C-10		DR 22SI J-180 Mt., 145 Amp, 14.1 Vset	DR	145	12	8078N	7685N
Caterpillar C-10		Opt. Serv. Repl., DR 24SI, J180 Mt., 160 Amp	DR	160	12	8718N	
Caterpillar C-10	2003-96	Bosch Replacement Unit, 160 Amp, 3 Mounting Ears	BO	160	12	12490N	12715N
Caterpillar C-10		Bosch Replacement Unit, 200 Amp	BO	200	12	12715N	
Caterpillar C-10		Leece Neville 2500JB, 90 Amp	LN	130	12	7612N	7613N
Caterpillar C-10		Leece Neville 2600JB, 105 Amp	LN	130	12	7612N	7613N
Caterpillar C-10		Leece Neville 2700JB, 130 Amp	LN	130	12	7612N	7613N
Caterpillar C-10		Leece Neville 2805JB, 145 Amp	LN	160	12	7613N	7613N-LC
Caterpillar C-10		Leece Neville LC Series, 160 Amp, stator activated, 239 mm Rotor OAL	LN	160	12	7613N-LC	
Caterpillar C-10		Leece Neville, IR/EF, 160 Amp, trio activated, (235mm rotor OAL)	LN	160	12	7613N	7613N-LC
Caterpillar C-10		Motorola 8LHA, 130 Amp, Std. Regulator	LN	160	12	8329N	
Caterpillar C-10		Motorola 8LHA, 140 Amp, Std. Regulator	LN	160	12	8329N	
Caterpillar C-10	1997-96	Delco 21SI, 100 Amp	DR	130	12	7681N	7685N
Caterpillar C-10		Delco 21SI, 130 Amp	DR	130	12	7681N	7685N
Caterpillar C-10		Delco 21SI, 145 Amp, 14.1 Vset	DR	145-160	12	7685N	8076N
Caterpillar C-10		Delco 21SI, 145 Amp, 14.5 Vset	DR	145-160	12	7685N-1	8076N
Caterpillar C-10		Delco 26SI, 85 Amp, w/Relay Terminal	DR	85	12	8066N	
Caterpillar C-10		DR 30SI, 105 Amp, w/R Pin, w/o Transformer	DR	105	12	7940N	
Caterpillar C-7	2008-04	Opt. Serv. Repl. DR 24SI, Quad Pad Mt., 160 Amp	DR	160	12	8719N	
Caterpillar C-7		Opt. Serv. Repl., DR 24SI Quad Pad Mt., 145 Amp	DR	160	12	8707N	
Caterpillar C-7		Opt. Serv. Repl., DR 24SI Quad Pad Mt., 160 Amp	DR	160	12	8707N	
Caterpillar C-7		Opt. Serv. Repl., DR 24SI, Qaud Pad Mt., 130 Amp	DR	160	12	8707N	
Caterpillar C-7	2007-04	Bosch IR/IF, Repl. Unit, Quad Pad Mtg, 160 Amp	BO	160	12	12491N	12716N
Caterpillar C-7		Bosch IR/IF, Repl. Unit, Quad Pad Mtg, 200 Amp	BO	200	12	12716N	
Caterpillar C-7		Delco 22SI, Quad Pad Mt, 100 Amp	DR	145	12	8362N	12491N
Caterpillar C-7		Delco 22SI, Quad Pad Mt, 145 Amp	DR	145	12	8362N	12491N
Caterpillar C-7		DR 22SI Quad Pad Mt., 130 Amp	DR	145	12	8362N	12491N
Cummins 8.3L ISC	2008-03	Opt. Serv. Repl. DR 24SI, Quad Pad Mt., 160 Amp	DR	160	12	8719N	
Cummins 8.3L ISC		Opt. Serv. Repl., DR 24SI Quad Pad Mt., 145 Amp	DR	160	12	8707N	
Cummins 8.3L ISC		Opt. Serv. Repl., DR 24SI Quad Pad Mt., 160 Amp	DR	160	12	8707N	
Cummins 8.3L ISC		Opt. Serv. Repl., DR 24SI, Qaud Pad Mt., 130 Amp	DR	160	12	8707N	
Cummins 8.3L ISC	2007-03	Bosch IR/IF, Repl. Unit, Quad Pad Mtg, 160 Amp	BO	160	12	12491N	12716N
Cummins 8.3L ISC		Bosch IR/IF, Repl. Unit, Quad Pad Mtg, 200 Amp	BO	200	12	12716N	
Cummins 8.3L ISC		Delco 22SI, Quad Pad Mt, 100 Amp	DR	145	12	8362N	12491N
Cummins 8.3L ISC		Delco 22SI, Quad Pad Mt, 145 Amp	DR	145	12	8362N	12491N
Cummins 8.3L ISC		DR 22SI Quad Pad Mt., 130 Amp	DR	145	12	8362N	12491N
Cummins 8.3L ISC	2002-96	Bosch Replacement Unit, 160 Amp, 3 Mounting Ears	BO	160	12	12490N	12715N
Cummins 8.3L ISC		Bosch Replacement Unit, 200 Amp	BO	200	12	12715N	
Cummins 8.3L ISC		DR 22SI J-180 Mt., 130 Amp, 14.1 Vset	DR	145	12	8078N	7685N
Cummins 8.3L ISC		DR 22SI J-180 Mt., 130-145 Amp, 14.5 Vset	DR	145	12	8078N-1	7685N
Cummins 8.3L ISC		DR 22SI J-180 Mt., 145 Amp, 14.1 Vset	DR	145	12	8078N	7685N
Cummins 8.3L ISC		Leece Neville 2500JB, 90 Amp	LN	130	12	7612N	7613N
Cummins 8.3L ISC		Leece Neville 2600JB, 105 Amp	LN	130	12	7612N	7613N
Cummins 8.3L ISC		Leece Neville 2700JB, 130 Amp	LN	130	12	7612N	7613N

ALTERNATORS

ALTERNATORS AND GENERATORS

ALTERNATORS

ENGINE	YEAR	APPLICATION	Mfg	Amp	Volt	PART NO.	OPT. NO.
Peterbilt (Cont'd)							
330 (Cont'd)							
Cummins 8.3L ISC	2002-96	Leece Neville 2805JB, 145 Amp	LN	160	12	7613N	7613N-LC
Cummins 8.3L ISC		Leece Neville LC Series, 160 Amp, stator activated, 239 mm Rotor OAL	LN	160	12	7613N-LC	
Cummins 8.3L ISC		Leece Neville, IR/EF, 160 Amp, trio activated, (235mm rotor OAL)	LN	160	12	7613N	7613N-LC
Cummins 8.3L ISC		Motorola 8LHA, 130 Amp, Std. Regulator	LN	160	12	8329N	
Cummins 8.3L ISC		Motorola 8LHA, 140 Amp, Std. Regulator	LN	160	12	8329N	
Cummins 8.3L ISC		Opt. Serv. Repl., DR 24SI, J180 Mt., 160 Amp	DR	160	12	8718N	
335							
Caterpillar C-7	2008-05	Opt. Serv. Repl. DR 24SI, Quad Pad Mt., 160 Amp	DR	160	12	8719N	
Caterpillar C-7		Opt. Serv. Repl., DR 24SI Quad Pad Mt., 145 Amp	DR	160	12	8707N	
Caterpillar C-7		Opt. Serv. Repl., DR 24SI Quad Pad Mt., 160 Amp	DR	160	12	8707N	
Caterpillar C-7		Opt. Serv. Repl., DR 24SI, Qaud Pad Mt., 130 Amp	DR	160	12	8707N	
Caterpillar C-7	2007-05	Bosch IR/IF, Repl. Unit, Quad Pad Mtg, 160 Amp	BO	160	12	12491N	12716N
Caterpillar C-7		Bosch IR/IF, Repl. Unit, Quad Pad Mtg, 200 Amp	BO	200	12	12716N	
Caterpillar C-7		Delco 22SI, Quad Pad Mt, 100 Amp	DR	145	12	8362N	12491N
Caterpillar C-7		Delco 22SI, Quad Pad Mt, 145 Amp	DR	145	12	8362N	
Caterpillar C-7		DR 22SI Quad Pad Mt., 130 Amp	DR	145	12	8362N	12491N
Cummins 8.3L ISC		Opt. Serv. Repl. DR 24SI, Quad Pad Mt., 160 Amp	DR	160	12	8719N	
Cummins 8.3L ISC	2008-05	Opt. Serv. Repl., DR 24SI Quad Pad Mt., 145 Amp	DR	160	12	8707N	
Cummins 8.3L ISC		Opt. Serv. Repl., DR 24SI Quad Pad Mt., 160 Amp	DR	160	12	8707N	
Cummins 8.3L ISC		Opt. Serv. Repl., DR 24SI, Qaud Pad Mt., 130 Amp	DR	160	12	8707N	
Cummins 8.3L ISC		Opt. Serv. Repl., DR 24SI, Qaud Pad Mt., 130 Amp	DR	160	12	8707N	
Cummins 8.3L ISC	2007-05	Bosch IR/IF, Repl. Unit, Quad Pad Mtg, 160 Amp	BO	160	12	12491N	12716N
Cummins 8.3L ISC		Bosch IR/IF, Repl. Unit, Quad Pad Mtg, 200 Amp	BO	200	12	12716N	
Cummins 8.3L ISC		Delco 22SI, Quad Pad Mt, 100 Amp	DR	145	12	8362N	12491N
Cummins 8.3L ISC		Delco 22SI, Quad Pad Mt, 145 Amp	DR	145	12	8362N	
Cummins 8.3L ISC		DR 22SI Quad Pad Mt., 130 Amp	DR	145	12	8362N	12491N
PACCAR PX-8		Opt. Serv. Repl. DR 24SI, Quad Pad Mt., 160 Amp	DR	160	12	8719N	
PACCAR PX-8	2008-07	Opt. Serv. Repl., DR 24SI Quad Pad Mt., 145 Amp	DR	160	12	8707N	
PACCAR PX-8		Opt. Serv. Repl., DR 24SI Quad Pad Mt., 160 Amp	DR	160	12	8707N	
PACCAR PX-8		Opt. Serv. Repl., DR 24SI, Qaud Pad Mt., 130 Amp	DR	160	12	8707N	
PACCAR PX-8		Bosch IR/IF, Repl. Unit, Quad Pad Mtg, 160 Amp	BO	160	12	12491N	
PACCAR PX-8	2007	Bosch IR/IF, Repl. Unit, Quad Pad Mtg, 200 Amp	BO	200	12	12716N	12716N
PACCAR PX-8		Delco 22SI, Quad Pad Mt, 100 Amp	DR	145	12	8362N	
PACCAR PX-8		Delco 22SI, Quad Pad Mt, 145 Amp	DR	145	12	8362N	12491N
PACCAR PX-8		DR 22SI Quad Pad Mt., 130 Amp	DR	145	12	8362N	
340							
Caterpillar C-7	2008-06	Opt. Serv. Repl. DR 24SI, Quad Pad Mt., 160 Amp	DR	160	12	8719N	
Caterpillar C-7		Opt. Serv. Repl., DR 24SI Quad Pad Mt., 145 Amp	DR	160	12	8707N	
Caterpillar C-7		Opt. Serv. Repl., DR 24SI Quad Pad Mt., 160 Amp	DR	160	12	8707N	
Caterpillar C-7		Opt. Serv. Repl., DR 24SI, Qaud Pad Mt., 130 Amp	DR	160	12	8707N	
Caterpillar C-7	2007-06	Bosch IR/IF, Repl. Unit, Quad Pad Mtg, 160 Amp	BO	160	12	12491N	12716N
Caterpillar C-7		Bosch IR/IF, Repl. Unit, Quad Pad Mtg, 200 Amp	BO	200	12	12716N	
Caterpillar C-7		Delco 22SI, Quad Pad Mt, 100 Amp	DR	145	12	8362N	12491N
Caterpillar C-7		Delco 22SI, Quad Pad Mt, 145 Amp	DR	145	12	8362N	
Caterpillar C-7		DR 22SI Quad Pad Mt., 130 Amp	DR	145	12	8362N	12491N
Cummins 8.3L ISC		Opt. Serv. Repl. DR 24SI, Quad Pad Mt., 160 Amp	DR	160	12	8719N	
Cummins 8.3L ISC	2008-06	Opt. Serv. Repl., DR 24SI Quad Pad Mt., 145 Amp	DR	160	12	8707N	
Cummins 8.3L ISC		Opt. Serv. Repl., DR 24SI Quad Pad Mt., 160 Amp	DR	160	12	8707N	
Cummins 8.3L ISC		Opt. Serv. Repl., DR 24SI, Qaud Pad Mt., 130 Amp	DR	160	12	8707N	
Cummins 8.3L ISC		Opt. Serv. Repl., DR 24SI, Qaud Pad Mt., 130 Amp	DR	160	12	8707N	
Cummins 8.3L ISC	2007-06	Bosch IR/IF, Repl. Unit, Quad Pad Mtg, 160 Amp	BO	160	12	12491N	12716N
Cummins 8.3L ISC		Bosch IR/IF, Repl. Unit, Quad Pad Mtg, 200 Amp	BO	200	12	12716N	
Cummins 8.3L ISC		Delco 22SI, Quad Pad Mt, 100 Amp	DR	145	12	8362N	12491N
Cummins 8.3L ISC		Delco 22SI, Quad Pad Mt, 145 Amp	DR	145	12	8362N	
Cummins 8.3L ISC		DR 22SI Quad Pad Mt., 130 Amp	DR	145	12	8362N	12491N
357							
Caterpillar 3126	1999-96	DR 22SI J-180 Mt., 130 Amp, 14.1 Vset	DR	145	12	8078N	7685N
Caterpillar 3126		DR 22SI J-180 Mt., 130-145 Amp, 14.5 Vset	DR	145	12	8078N-1	
Caterpillar 3126		DR 22SI J-180 Mt., 145 Amp, 14.1 Vset	DR	145	12	8078N	7685N
Caterpillar 3126		Opt. Serv. Repl., DR 24SI, J180 Mt., 160 Amp	DR	160	12	8718N	
Caterpillar 3126	1999-95	Bosch Replacement Unit, 160 Amp, 3 Mounting Ears	BO	160	12	12490N	12715N
Caterpillar 3126		Bosch Replacement Unit, 200 Amp	BO	200	12	12715N	
Caterpillar 3126		Leece Neville 2500JB, 90 Amp	LN	130	12	7612N	7613N
Caterpillar 3126		Leece Neville 2600JB, 105 Amp	LN	130	12	7612N	

ALTERNATORS AND GENERATORS

ENGINE	YEAR	APPLICATION	Mfg	Amp	Volt	PART NO.	OPT. NO.
Peterbilt (Cont'd)							
357 (Cont'd)							
Caterpillar 3126	1999-95	Leece Neville 2700JB, 130 Amp	LN	130	12	7612N	7613N
Caterpillar 3126		Leece Neville 2805JB, 145 Amp	LN	160	12	7613N	7613N-LC
Caterpillar 3126		Leece Neville LC Series, 160 Amp, stator activated, 239 mm Rotor OAL	LN	160	12	7613N-LC	
Caterpillar 3126		Leece Neville, IR/EF, 160 Amp, trio activated, (235mm rotor OAL)	LN	160	12	7613N	7613N-LC
Caterpillar 3126		Motorola 8LHA, 130 Amp, Std. Regulator	LN	160	12	8329N	
Caterpillar 3126		Motorola 8LHA, 140 Amp, Std. Regulator	LN	160	12	8329N	
Caterpillar 3126	1995	Delco 21SI, 115 Amp	DR	145-160	12	7685N	8076N
Caterpillar 3126		Delco 21SI, 130 Amp	DR	130	12	7681N	7685N
Caterpillar 3126		Delco 21SI, 145 Amp, 14.1 Vset	DR	145-160	12	7685N	8076N
Caterpillar 3126		Delco 21SI, 145 Amp, 14.5 Vset	DR	145-160	12	7685N-1	8076N
Caterpillar 3126		Delco 26SI, 85 Amp, w/Relay Terminal	DR	85	12	8066N	
Caterpillar 3126		DR 30SI, 105 Amp, w/R Pin, w/o Transformer	DR	105	12	7940N	
Caterpillar 3176	1999-96	DR 22SI J-180 Mt., 130 Amp, 14.1 Vset	DR	145	12	8078N	7685N
Caterpillar 3176		DR 22SI J-180 Mt., 130-145 Amp, 14.5 Vset	DR	145	12	8078N-1	7685N
Caterpillar 3176		DR 22SI J-180 Mt., 145 Amp, 14.1 Vset	DR	145	12	8078N	7685N
Caterpillar 3176		DR 33SI, J-180 Mt., #10 R Term., 135 Amp, Std.	DR	135	12	8083N	8612N
Caterpillar 3176		DR 33SI, J-180 Mt., 135 Amp, Road Gang Pkg.	DR	140	12	8607N	8612N
Caterpillar 3176		DR 33SI, J-180Mt., #10 R Term, 110 Amp, Std.	DR	110	12	8081N	8612N
Caterpillar 3176		DR 35SI HP, J-180 Mtg. 140 Amp, Repl. 33SI, High Temp Pkg. .	DR	140	12	8607N	8612N
Caterpillar 3176		DR 35SI, J-180 Mt., (33SI Upgrade) 110 Amp, Std.	DR	140	12	8607N	8612N
Caterpillar 3176		DR 35SI, J-180 Mtg, 135 Amp, Repl. 33SI, Std.	DR	140	12	8607N	8612N
Caterpillar 3176		DR 35SI, J-180 Mtg. 135 Amp, Repl. 33SI, Road Gang Pkg.	DR	140	12	8607N	8612N
Caterpillar 3176		DR 36SI, J-180 Mt. (33SI Upgrade) 170 Amp	DR	170	12	8612N	
Caterpillar 3176		Opt. Serv. Repl., DR 24SI, J180 Mt., 160 Amp	DR	160	12	8718N	
Caterpillar 3176	1999-91	Bosch Replacement Unit, 160 Amp, 3 Mounting Ears	BO	160	12	12490N	12715N
Caterpillar 3176		Bosch Replacement Unit, 200 Amp	BO	200	12	12715N	
Caterpillar 3176		Leece Neville 2500JB, 90 Amp	LN	130	12	7612N	7613N
Caterpillar 3176		Leece Neville 2600JB, 105 Amp	LN	130	12	7612N	7613N
Caterpillar 3176		Leece Neville 2700JB, 130 Amp	LN	130	12	7612N	7613N
Caterpillar 3176		Leece Neville 2805JB, 145 Amp	LN	160	12	7613N	7613N-LC
Caterpillar 3176		Leece Neville LC Series, 160 Amp, stator activated, 239 mm Rotor OAL	LN	160	12	7613N-LC	
Caterpillar 3176		Leece Neville, IR/EF, 160 Amp, trio activated, (235mm rotor OAL)	LN	160	12	7613N	7613N-LC
Caterpillar 3176		Motorola 8LHA, 130 Amp, Std. Regulator	LN	160	12	8329N	
Caterpillar 3176		Motorola 8LHA, 140 Amp, Std. Regulator	LN	160	12	8329N	
Caterpillar 3176	1995-92	Delco 26SI, 85 Amp, w/Relay Terminal	DR	85	12	8066N	
Caterpillar 3176	1995-91	Delco 21SI, 130 Amp	DR	130	12	7681N	7685N
Caterpillar 3176		Delco 21SI, 145 Amp, 14.1 Vset	DR	145-160	12	7685N	8076N
Caterpillar 3176		Delco 21SI, 145 Amp, 14.5 Vset	DR	145-160	12	7685N-1	8076N
Caterpillar 3176		Delco 25SI Alternator (1991)	DR	85	12	8066N	
Caterpillar 3176		DR 30SI, 105 Amp, w/R Pin, w/o Transformer	DR	105	12	7940N	
Caterpillar 3306	2001-96	DR 22SI J-180 Mt., 130 Amp, 14.1 Vset	DR	145	12	8078N	7685N
Caterpillar 3306		DR 22SI J-180 Mt., 130-145 Amp, 14.5 Vset	DR	145	12	8078N-1	7685N
Caterpillar 3306		DR 22SI J-180 Mt., 145 Amp, 14.1 Vset	DR	145	12	8078N	7685N
Caterpillar 3306		DR 33SI, J-180 Mt., #10 R Term., 135 Amp, Std.	DR	135	12	8083N	8612N
Caterpillar 3306		DR 33SI, J-180 Mt., 135 Amp, Road Gang Pkg.	DR	140	12	8607N	8612N
Caterpillar 3306		DR 33SI, J-180Mt., #10 R Term, 110 Amp, Std.	DR	110	12	8081N	8612N
Caterpillar 3306		DR 35SI HP, J-180 Mtg. 140 Amp, Repl. 33SI, High Temp Pkg. .	DR	140	12	8607N	8612N
Caterpillar 3306		DR 35SI, J-180 Mt., (33SI Upgrade) 110 Amp, Std.	DR	140	12	8607N	8612N
Caterpillar 3306		DR 35SI, J-180 Mtg, 135 Amp, Repl. 33SI, Std.	DR	140	12	8607N	8612N
Caterpillar 3306		DR 35SI, J-180 Mtg. 135 Amp, Repl. 33SI, Road Gang Pkg.	DR	140	12	8607N	8612N
Caterpillar 3306		DR 36SI, J-180 Mt. (33SI Upgrade) 170 Amp	DR	170	12	8612N	
Caterpillar 3306		Opt. Serv. Repl., DR 24SI, J180 Mt., 160 Amp	DR	160	12	8718N	
Caterpillar 3306	2001-91	Leece Neville 2700JB, 130 Amp	LN	130	12	7612N	7613N
Caterpillar 3306		Leece Neville 2805JB, 145 Amp	LN	160	12	7613N	7613N-LC
Caterpillar 3306		Leece Neville LC Series, 160 Amp, stator activated, 239 mm Rotor OAL	LN	160	12	7613N-LC	
Caterpillar 3306		Leece Neville, IR/EF, 160 Amp, trio activated, (235mm rotor OAL)	LN	160	12	7613N	7613N-LC
Caterpillar 3306		Motorola 8LHA, 130 Amp, Std. Regulator	LN	160	12	8329N	
Caterpillar 3306		Motorola 8LHA, 140 Amp, Std. Regulator	LN	160	12	8329N	
Caterpillar 3306	2001-86	Bosch Replacement Unit, 160 Amp, 3 Mounting Ears	BO	160	12	12490N	12715N
Caterpillar 3306		Bosch Replacement Unit, 200 Amp	BO	200	12	12715N	

ALTERNATORS

ALTERNATORS AND GENERATORS

ENGINE	YEAR	APPLICATION	Mfg	Amp	Volt	PART NO.	OPT. NO.
Peterbilt (Cont'd)							
357 (Cont'd)							
Caterpillar 3306	2001-86	Leece Neville 2500JB, 90 Amp	LN	130	12	7612N	7613N
Caterpillar 3306		Leece Neville 2600JB, 105 Amp	LN	130	12	7612N	7613N
Caterpillar 3306	1995-94	Delco 21SI, 100 Amp	DR	130	12	7681N	7685N
Caterpillar 3306	1995-91	Delco 21SI, 130 Amp	DR	130	12	7681N	7685N
Caterpillar 3306		Delco 21SI, 145 Amp, 14.1 Vset	DR	145-160	12	7685N	8076N
Caterpillar 3306		Delco 21SI, 145 Amp, 14.5 Vset	DR	145-160	12	7685N-1	8076N
Caterpillar 3306		Delco 26SI, 85 Amp, w/Relay Terminal	DR	85	12	8066N	
Caterpillar 3306	1995-86	DR 30SI, 105 Amp, w/R Pin, w/o Transformer	DR	105	12	7940N	
Caterpillar 3306	1993-91	Delco 25SI Alternator (1991)	DR	85	12	8066N	
Caterpillar 3306	1990-86	30SI Delco, 90 Amp, w/o Transformer	DR	90	12	7262N	
Caterpillar 3306		30SI Delco, 90 Amp, w/Transformer	DR	90	12	7256N	
Caterpillar 3306		Delco 25SI Alternator	DR	85	12	8066N	
Caterpillar 3306		Delco 25SI Alternator (1986)	DR	75	12	7255N	8066N
Caterpillar 3306		Motorola Loadhandler	LN	160	12	8329N	
Caterpillar 3406	2008-96	DR 33SI, J-180 Mt., 135 Amp, Road Gang Pkg.	DR	140	12	8607N	8612N
Caterpillar 3406	2006-96	DR 33SI, J-180 Mt., #10 R Term., 135 Amp, Std.	DR	135	12	8083N	8612N
Caterpillar 3406		DR 33SI, J-180Mt., #10 R Term., 110 Amp, Std.	DR	110	12	8081N	8612N
Caterpillar 3406		DR 35SI HP, J-180 Mtg. 140 Amp, Repl. 33SI, High Temp Pkg. .	DR	140	12	8607N	8612N
Caterpillar 3406		DR 35SI, J-180 Mt., (33SI Upgrade) 110 Amp, Std.	DR	140	12	8607N	8612N
Caterpillar 3406		DR 35SI, J-180 Mtg, 135 Amp, Repl. 33SI, Std.	DR	140	12	8607N	8612N
Caterpillar 3406		DR 35SI, J-180 Mtg. 135 Amp, Repl. 33SI, Road Gang Pkg.	DR	140	12	8607N	8612N
Caterpillar 3406		DR 36SI, J-180 Mt. (33SI Upgrade) 170 Amp	DR	170	12	8612N	
Caterpillar 3406	2003-96	DR 22SI J-180 Mt., 130 Amp, 14.1 Vset	DR	145	12	8078N	7685N
Caterpillar 3406		DR 22SI J-180 Mt., 130-145 Amp, 14.5 Vset	DR	145	12	8078N-1	7685N
Caterpillar 3406		DR 22SI J-180 Mt., 145 Amp, 14.1 Vset	DR	145	12	8078N	7685N
Caterpillar 3406		Opt. Serv. Repl., DR 24SI, J180 Mt., 160 Amp	DR	160	12	8718N	
Caterpillar 3406	2003-91	Leece Neville 2700JB, 130 Amp	LN	130	12	7612N	7613N
Caterpillar 3406		Leece Neville 2805JB, 145 Amp	LN	160	12	7613N	7613N-LC
Caterpillar 3406		Leece Neville LC Series, 160 Amp, stator activated, 239 mm Rotor OAL	LN	160	12	7613N-LC	
Caterpillar 3406		Leece Neville, IR/EF, 160 Amp, trio activated, (235mm rotor OAL)	LN	160	12	7613N	7613N-LC
Caterpillar 3406		Motorola 8LHA, 130 Amp, Std. Regulator	LN	160	12	8329N	
Caterpillar 3406		Motorola 8LHA, 140 Amp, Std. Regulator	LN	160	12	8329N	
Caterpillar 3406	2003-86	Bosch Replacement Unit, 160 Amp, 3 Mounting Ears	BO	160	12	12490N	12715N
Caterpillar 3406		Bosch Replacement Unit, 200 Amp	BO	200	12	12715N	
Caterpillar 3406		Leece Neville 2500JB, 90 Amp	LN	130	12	7612N	7613N
Caterpillar 3406		Leece Neville 2600JB, 105 Amp	LN	130	12	7612N	7613N
Caterpillar 3406	1995-94	Delco 21SI, 100 Amp	DR	130	12	7681N	7685N
Caterpillar 3406	1995-91	Delco 21SI, 130 Amp	DR	130	12	7681N	7685N
Caterpillar 3406		Delco 21SI, 145 Amp, 14.1 Vset	DR	145-160	12	7685N	8076N
Caterpillar 3406		Delco 21SI, 145 Amp, 14.5 Vset	DR	145-160	12	7685N-1	8076N
Caterpillar 3406		Delco 26SI, 85 Amp, w/Relay Terminal	DR	85	12	8066N	
Caterpillar 3406	1995-86	DR 30SI, 105 Amp, w/R Pin, w/o Transformer	DR	105	12	7940N	
Caterpillar 3406	1993-91	Delco 25SI Alternator (1991)	DR	85	12	8066N	
Caterpillar 3406	1990-86	30SI Delco, 90 Amp, w/o Transformer	DR	90	12	7262N	
Caterpillar 3406		30SI Delco, 90 Amp, w/Transformer	DR	90	12	7256N	
Caterpillar 3406		Delco 25SI Alternator	DR	85	12	8066N	
Caterpillar 3406		Delco 25SI Alternator (1986)	DR	75	12	7255N	8066N
Caterpillar 3406		Motorola Loadhandler	LN	160	12	8329N	
Caterpillar C-10	2008-98	DR 33SI, J-180 Mt., 135 Amp, Road Gang Pkg.	DR	140	12	8607N	8612N
Caterpillar C-10	2006-98	DR 33SI, J-180 Mt., #10 R Term., 135 Amp, Std.	DR	135	12	8083N	8612N
Caterpillar C-10		DR 33SI, J-180Mt., #10 R Term., 110 Amp, Std.	DR	110	12	8081N	8612N
Caterpillar C-10		DR 35SI HP, J-180 Mtg. 140 Amp, Repl. 33SI, High Temp Pkg. .	DR	140	12	8607N	8612N
Caterpillar C-10		DR 35SI, J-180 Mt., (33SI Upgrade) 110 Amp, Std.	DR	140	12	8607N	8612N
Caterpillar C-10		DR 35SI, J-180 Mtg, 135 Amp, Repl. 33SI, Std.	DR	140	12	8607N	8612N
Caterpillar C-10		DR 35SI, J-180 Mtg. 135 Amp, Repl. 33SI, Road Gang Pkg.	DR	140	12	8607N	8612N
Caterpillar C-10		DR 36SI, J-180 Mt. (33SI Upgrade) 170 Amp	DR	170	12	8612N	
Caterpillar C-10	2004-98	DR 22SI J-180 Mt., 130 Amp, 14.1 Vset	DR	145	12	8078N	7685N
Caterpillar C-10		DR 22SI J-180 Mt., 130-145 Amp, 14.5 Vset	DR	145	12	8078N-1	7685N
Caterpillar C-10		DR 22SI J-180 Mt., 145 Amp, 14.1 Vset	DR	145	12	8078N	7685N
Caterpillar C-10		Opt. Serv. Repl., DR 24SI, J180 Mt., 160 Amp	DR	160	12	8718N	
Caterpillar C-10	2004-97	Bosch Replacement Unit, 160 Amp, 3 Mounting Ears	BO	160	12	12490N	12715N
Caterpillar C-10		Bosch Replacement Unit, 200 Amp	BO	200	12	12715N	
Caterpillar C-10		Leece Neville 2500JB, 90 Amp	LN	130	12	7612N	7613N
Caterpillar C-10		Leece Neville 2600JB, 105 Amp	LN	130	12	7612N	7613N

ALTERNATORS AND GENERATORS

ENGINE	YEAR	APPLICATION	Mfg	Amp	Volt	PART NO.	OPT. NO.
Peterbilt (Cont'd)							
357 (Cont'd)							
Caterpillar C-10	2004-97	Leece Neville 2700JB, 130 Amp	LN	130	12	7612N	7613N
Caterpillar C-10		Leece Neville 2805JB, 145 Amp	LN	160	12	7613N	7613N-LC
Caterpillar C-10		Leece Neville LC Series, 160 Amp, stator activated, 239 mm Rotor OAL	LN	160	12	7613N-LC	
Caterpillar C-10		Leece Neville, IR/EF, 160 Amp, trio activated, (235mm rotor OAL)	LN	160	12	7613N	7613N-LC
Caterpillar C-10		Motorola 8LHA, 130 Amp, Std. Regulator	LN	160	12	8329N	
Caterpillar C-10		Motorola 8LHA, 140 Amp, Std. Regulator	LN	160	12	8329N	
Caterpillar C-10	1997	Delco 21SI, 100 Amp	DR	130	12	7681N	7685N
Caterpillar C-10		Delco 21SI, 130 Amp	DR	130	12	7681N	7685N
Caterpillar C-10		Delco 21SI, 145 Amp, 14.1 Vset	DR	145-160	12	7685N	8076N
Caterpillar C-10		Delco 21SI, 145 Amp, 14.5 Vset	DR	145-160	12	7685N-1	8076N
Caterpillar C-10		Delco 26SI, 85 Amp, w/Relay Terminal	DR	85	12	8066N	
Caterpillar C-10		DR 30SI, 105 Amp, w/R Pin, w/o Transformer	DR	105	12	7940N	
Caterpillar C-11	2008-05	DR 34SI, Quad Pad Mtg., 135 Amp, Remote Sense	DR	140	12	8609N	8614N
Caterpillar C-11		DR 34SI, Quad Pad Mtg., 135 Amp, Road Gang Pkg.	DR	140	12	8609N	8614N
Caterpillar C-11		Opt. Serv. Repl. DR 24SI, Quad Pad Mt., 160 Amp	DR	160	12	8719N	
Caterpillar C-11		Opt. Serv. Repl., DR 24SI Quad Pad Mt., 145 Amp	DR	160	12	8707N	
Caterpillar C-11		Opt. Serv. Repl., DR 24SI Quad Pad Mt., 160 Amp	DR	160	12	8707N	
Caterpillar C-11		Opt. Serv. Repl., DR 24SI, Quad Pad Mt., 130 Amp	DR	160	12	8707N	
Caterpillar C-11		Std. DR 34SI, 110 Amp, Quad Pad Mt.	DR	140	12	8609N	8614N
Caterpillar C-11		Std. DR 34SI, 135 Amp, Quad Pad Mt.	DR	135	12	8096N	8614N
Caterpillar C-11	2007-05	Bosch IR/IF, Repl. Unit, Quad Pad Mtg, 160 Amp	BO	160	12	12491N	12716N
Caterpillar C-11		Bosch IR/IF, Repl. Unit, Quad Pad Mtg, 200 Amp	BO	200	12	12716N	
Caterpillar C-11		Delco 22SI, Quad Pad Mt, 100 Amp	DR	145	12	8362N	12491N
Caterpillar C-11		Delco 22SI, Quad Pad Mt, 145 Amp	DR	145	12	8362N	12491N
Caterpillar C-11		DR 22SI Quad Pad Mt., 130 Amp	DR	145	12	8362N	12491N
Caterpillar C-11		DR 35SI HP, Quad Pad Mt., 140 Amp, High Temp. Pkg.	DR	140	12	8609N	8614N
Caterpillar C-11		DR 35SI, Quad Pad Mt, 110 Amp Std.	DR	140	12	8609N	8614N
Caterpillar C-11		DR 35SI, Quad Pad Mt., 135 Amp, Remote Sense	DR	140	12	8609N	8614N
Caterpillar C-11		DR 35SI, Quad Pad Mt., 135 Amp, Road Gang Pkg.	DR	140	12	8609N	8614N
Caterpillar C-11		DR 35SI, Quad Pad Mt., 135 Amp, Std.	DR	140	12	8609N	8614N
Caterpillar C-11		DR36SI HP,Quad Pad Mt., 170 Amp, High Temp Pkg.	DR	170	12	8614N	
Caterpillar C-11		LN, 160 Amp, w/Lamp Driver Reg.	DR	170	12	8614N	
Caterpillar C-11		Motorola, 140 Amp, No Smart Check Reg.	LN	160	12	8410N	8410N
Caterpillar C-11		Motorola, 160 Amp, No Smart Check Reg.	LN	160	12	8410N	8410N
Caterpillar C-12	2008-98	DR 33SI, J-180 Mt., 135 Amp, Road Gang Pkg.	DR	140	12	8607N	8612N
Caterpillar C-12	2006-98	DR 33SI, J-180 Mt., #10 R Term., 135 Amp, Std.	DR	135	12	8083N	8612N
Caterpillar C-12		DR 33SI, J-180Mt., #10 R Term, 110 Amp, Std.	DR	110	12	8081N	8612N
Caterpillar C-12		DR 35SI HP, J-180 Mtg. 140 Amp, Repl. 33SI, High Temp Pkg. .	DR	140	12	8607N	8612N
Caterpillar C-12		DR 35SI, J-180 Mt., (33SI Upgrade) 110 Amp, Std.	DR	140	12	8607N	8612N
Caterpillar C-12		DR 35SI, J-180 Mtg, 135 Amp, Repl. 33SI, Std.	DR	140	12	8607N	8612N
Caterpillar C-12		DR 35SI, J-180 Mtg. 135 Amp, Repl. 33SI, Road Gang Pkg.	DR	140	12	8607N	8612N
Caterpillar C-12		DR 36SI, J-180 Mt. (33SI Upgrade) 170 Amp	DR	170	12	8612N	
Caterpillar C-12	2005-98	DR 22SI J-180 Mt., 130 Amp, 14.1 Vset	DR	145	12	8078N	7685N
Caterpillar C-12		DR 22SI J-180 Mt., 130-145 Amp, 14.5 Vset	DR	145	12	8078N-1	7685N
Caterpillar C-12		DR 22SI J-180 Mt., 145 Amp, 14.1 Vset	DR	145	12	8078N	7685N
Caterpillar C-12		Opt. Serv. Repl., DR 24SI, J180 Mt., 160 Amp	DR	160	12	8718N	
Caterpillar C-12	2005-97	Bosch Replacement Unit, 160 Amp, 3 Mounting Ears	BO	160	12	12490N	12715N
Caterpillar C-12		Bosch Replacement Unit, 200 Amp	BO	200	12	12715N	
Caterpillar C-12		Leece Neville 2500JB, 90 Amp	LN	130	12	7612N	7613N
Caterpillar C-12		Leece Neville 2600JB, 105 Amp	LN	130	12	7612N	7613N
Caterpillar C-12		Leece Neville 2700JB, 130 Amp	LN	130	12	7612N	7613N
Caterpillar C-12		Leece Neville 2805JB, 145 Amp	LN	160	12	7613N	7613N-LC
Caterpillar C-12		Leece Neville LC Series, 160 Amp, stator activated, 239 mm Rotor OAL	LN	160	12	7613N-LC	
Caterpillar C-12		Leece Neville, IR/EF, 160 Amp, trio activated, (235mm rotor OAL)	LN	160	12	7613N	7613N-LC
Caterpillar C-12		Motorola 8LHA, 130 Amp, Std. Regulator	LN	160	12	8329N	
Caterpillar C-12		Motorola 8LHA, 140 Amp, Std. Regulator	LN	160	12	8329N	
Caterpillar C-12	1997	Delco 21SI, 100 Amp	DR	130	12	7681N	7685N
Caterpillar C-12		Delco 21SI, 130 Amp	DR	130	12	7681N	7685N
Caterpillar C-12		Delco 21SI, 145 Amp, 14.1 Vset	DR	145-160	12	7685N	8076N
Caterpillar C-12		Delco 21SI, 145 Amp, 14.5 Vset	DR	145-160	12	7685N-1	8076N
Caterpillar C-12		Delco 26SI, 85 Amp, w/Relay Terminal	DR	85	12	8066N	
Caterpillar C-12		DR 30SI, 105 Amp, w/R Pin, w/o Transformer	DR	105	12	7940N	

ALTERNATORS

ALTERNATORS AND GENERATORS

ENGINE	YEAR	APPLICATION	Mfg	Amp	Volt	PART NO.	OPT. NO.
Peterbilt (Cont'd)							
357 (Cont'd)							
Caterpillar C-13	2008-04	DR 34SI, Quad Pad Mtg., 135 Amp, Remote Sense	DR	140	12	8609N	8614N
Caterpillar C-13		DR 34SI, Quad Pad Mtg., 135 Amp, Road Gang Pkg.	DR	140	12	8609N	8614N
Caterpillar C-13		Opt. Ser. Repl. DR 24SI, Quad Pad Mt., 160 Amp	DR	160	12	8719N	
Caterpillar C-13		Std. DR 34SI, 110 Amp, Quad Pad Mt.	DR	140	12	8609N	8614N
Caterpillar C-13		Std. DR 34SI, 135 Amp, Quad Pad Mt.	DR	135	12	8096N	8614N
Caterpillar C-13	2007-04	Bosch IR/IF, Repl. Unit, Quad Pad Mtg, 160 Amp	BO	160	12	12491N	12716N
Caterpillar C-13		Bosch IR/IF, Repl. Unit, Quad Pad Mtg, 200 Amp	BO	200	12	12716N	
Caterpillar C-13		Delco 22SI, Quad Pad Mt, 100 Amp	DR	145	12	8362N	12491N
Caterpillar C-13		Delco 22SI, Quad Pad Mt, 145 Amp	DR	145	12	8362N	12491N
Caterpillar C-13		DR 22SI Quad Pad Mt., 130 Amp	DR	145	12	8362N	12491N
Caterpillar C-13		DR 35SI HP, Quad Pad Mt., 140 Amp, High Temp. Pkg.	DR	140	12	8609N	8614N
Caterpillar C-13		DR 35SI, Quad Pad Mt, 110 Amp Std.	DR	140	12	8609N	8614N
Caterpillar C-13		DR 35SI, Quad Pad Mt., 135 Amp, Remote Sense	DR	140	12	8609N	8614N
Caterpillar C-13		DR 35SI, Quad Pad Mt., 135 Amp, Road Gang Pkg.	DR	140	12	8609N	8614N
Caterpillar C-13		DR 35SI, Quad Pad Mt., 135 Amp, Std.	DR	140	12	8609N	8614N
Caterpillar C-13		DR36SI HP,Quad Pad Mt., 170 Amp, High Temp Pkg.	DR	170	12	8614N	
Caterpillar C-13		LN (Repl. 34SI) w/Lamp Driver Reg.	DR	170	12	8614N	
Caterpillar C-13		Moto (Repl. 34SI) 140 Amp, No Smart Check	LN	160	12	8410N	8410N
Caterpillar C-13		Moto (Repl. 34SI) 160 Amp, No Smart Check	LN	160	12	8410N	8410N
Caterpillar C-15	2008-01	DR 34SI, Quad Pad Mtg., 135 Amp, Remote Sense	DR	140	12	8609N	8614N
Caterpillar C-15		DR 34SI, Quad Pad Mtg., 135 Amp, Road Gang Pkg.	DR	140	12	8609N	8614N
Caterpillar C-15		Opt. Ser. Repl. DR 24SI, Quad Pad Mt., 160 Amp	DR	160	12	8719N	
Caterpillar C-15		Std. DR 34SI, 110 Amp, Quad Pad Mt.	DR	140	12	8609N	8614N
Caterpillar C-15		Std. DR 34SI, 135 Amp, Quad Pad Mt.	DR	135	12	8096N	8614N
Caterpillar C-15	2007-01	Bosch IR/IF, Repl. Unit, Quad Pad Mtg, 160 Amp	BO	160	12	12491N	12716N
Caterpillar C-15		Bosch IR/IF, Repl. Unit, Quad Pad Mtg, 200 Amp	BO	200	12	12716N	
Caterpillar C-15		Delco 22SI, Quad Pad Mt, 100 Amp	DR	145	12	8362N	12491N
Caterpillar C-15		Delco 22SI, Quad Pad Mt, 145 Amp	DR	145	12	8362N	12491N
Caterpillar C-15		DR 22SI Quad Pad Mt., 130 Amp	DR	145	12	8362N	12491N
Caterpillar C-15		DR 35SI HP, Quad Pad Mt., 140 Amp, High Temp. Pkg.	DR	140	12	8609N	8614N
Caterpillar C-15		DR 35SI, Quad Pad Mt, 110 Amp Std.	DR	140	12	8609N	8614N
Caterpillar C-15		DR 35SI, Quad Pad Mt., 135 Amp, Remote Sense	DR	140	12	8609N	8614N
Caterpillar C-15		DR 35SI, Quad Pad Mt., 135 Amp, Road Gang Pkg.	DR	140	12	8609N	8614N
Caterpillar C-15		DR 35SI, Quad Pad Mt., 135 Amp, Std.	DR	140	12	8609N	8614N
Caterpillar C-15		DR36SI HP,Quad Pad Mt., 170 Amp, High Temp Pkg.	DR	170	12	8614N	
Caterpillar C-15		LN (Repl. 34SI) w/Lamp Driver Reg.	DR	170	12	8614N	
Caterpillar C-15		Moto (Repl. 34SI) 140 Amp, No Smart Check	LN	160	12	8410N	8410N
Caterpillar C-15		Moto (Repl. 34SI) 160 Amp, No Smart Check	LN	160	12	8410N	8410N
Caterpillar C-15	2000-98	Bosch Replacement Unit, 160 Amp, 3 Mounting Ears	BO	160	12	12490N	12715N
Caterpillar C-15		Bosch Replacement Unit, 200 Amp	BO	200	12	12715N	
Caterpillar C-15		DR 22SI J-180 Mt., 130 Amp, 14.1 Vset	DR	145	12	8078N	7685N
Caterpillar C-15		DR 22SI J-180 Mt., 130-145 Amp, 14.5 Vset	DR	145	12	8078N-1	7685N
Caterpillar C-15		DR 22SI J-180 Mt., 145 Amp, 14.1 Vset	DR	145	12	8078N	7685N
Caterpillar C-15		DR 33SI, J-180 Mt., #10 R Term., 135 Amp, Std.	DR	135	12	8083N	8612N
Caterpillar C-15		DR 33SI, J-180 Mt., 135 Amp, Road Gang Pkg.	DR	140	12	8607N	8612N
Caterpillar C-15		DR 33SI, J-180Mt., #10 R Term, 110 Amp, Std.	DR	110	12	8081N	8612N
Caterpillar C-15		DR 35SI HP, J-180 Mtg. 140 Amp, Repl. 33SI, High Temp Pkg. .	DR	140	12	8607N	8612N
Caterpillar C-15		DR 35SI, J-180 Mtg, 135 Amp, Repl. 33SI, Std.	DR	140	12	8607N	8612N
Caterpillar C-15		DR 35SI, J-180 Mtg. 135 Amp, Repl. 33SI, Road Gang Pkg.	DR	140	12	8607N	8612N
Caterpillar C-15		DR 36SI, J-180 Mt. (33SI Upgrade) 170 Amp	DR	170	12	8612N	
Caterpillar C-15		Leece Neville 2500JB, 90 Amp	LN	130	12	7612N	7613N
Caterpillar C-15		Leece Neville 2600JB, 105 Amp	LN	130	12	7612N	7613N
Caterpillar C-15		Leece Neville 2700JB, 130 Amp	LN	130	12	7612N	7613N
Caterpillar C-15		Leece Neville 2805JB, 145 Amp	LN	160	12	7613N	7613N-LC
Caterpillar C-15		Leece Neville LC Series, 160 Amp, stator activated, 239 mm Rotor OAL	LN	160	12	7613N-LC	
Caterpillar C-15		Leece Neville, IR/EF, 160 Amp, trio activated, (235mm rotor OAL)	LN	160	12	7613N	7613N-LC
Caterpillar C-15		Motorola 8LHA, 130 Amp, Std. Regulator	LN	160	12	8329N	
Caterpillar C-15		Motorola 8LHA, 140 Amp, Std. Regulator	LN	160	12	8329N	
Caterpillar C-15		Opt. Serv. Repl., DR 24SI, J180 Mt., 160 Amp	DR	160	12	8718N	
Cummins 8.3L ISC	1999-98	DR 22SI J-180 Mt., 130 Amp, 14.1 Vset	DR	145	12	8078N	7685N
Cummins 8.3L ISC		DR 22SI J-180 Mt., 130-145 Amp, 14.5 Vset	DR	145	12	8078N-1	7685N
Cummins 8.3L ISC		DR 22SI J-180 Mt., 145 Amp, 14.1 Vset	DR	145	12	8078N	7685N
Cummins 8.3L ISC		DR 33SI, J-180 Mt., #10 R Term., 135 Amp, Std.	DR	135	12	8083N	8612N
Cummins 8.3L ISC		DR 33SI, J-180Mt., #10 R Term, 110 Amp, Std.	DR	110	12	8081N	8612N

ALTERNATORS AND GENERATORS

ENGINE	YEAR	APPLICATION	Mfg	Amp	Volt	PART NO.	OPT. NO.
Peterbilt (Cont'd)							
357 (Cont'd)							
Cummins 8.3L ISC	1999-98	Opt. Serv. Repl., DR 24SI, J180 Mt., 160 Amp	DR	160	12	8718N	
Cummins 8.3L ISC	1999-91	Bosch Replacement Unit, 160 Amp, 3 Mounting Ears	BO	160	12	12490N	12715N
Cummins 8.3L ISC		Bosch Replacement Unit, 200 Amp	BO	200	12	12715N	
Cummins 8.3L ISC		Leece Neville 2500JB, 90 Amp	LN	130	12	7612N	7613N
Cummins 8.3L ISC		Leece Neville 2600JB, 105 Amp	LN	130	12	7612N	7613N
Cummins 8.3L ISC		Leece Neville 2700JB, 130 Amp	LN	130	12	7612N	7613N
Cummins 8.3L ISC		Leece Neville 2805JB, 145 Amp	LN	160	12	7613N	7613N-LC
Cummins 8.3L ISC		Leece Neville LC Series, 160 Amp, stator activated, 239 mm Rotor OAL	LN	160	12	7613N-LC	
Cummins 8.3L ISC		Leece Neville, IR/EF, 160 Amp, trio activated, (235mm rotor OAL)	LN	160	12	7613N	7613N-LC
Cummins 8.3L ISC		Motorola 8LHA, 130 Amp, Std. Regulator	LN	160	12	8329N	
Cummins 8.3L ISC		Motorola 8LHA, 140 Amp, Std. Regulator	LN	160	12	8329N	
Cummins 8.3L ISC	1997-95	Delco 21SI, 100 Amp	DR	130	12	7681N	7685N
Cummins 8.3L ISC	1997-92	Delco 26SI, 85 Amp, w/Relay Terminal	DR	85	12	8066N	
Cummins 8.3L ISC	1997-91	Delco 21SI, 130 Amp	DR	130	12	7681N	7685N
Cummins 8.3L ISC		Delco 21SI, 145 Amp, 14.1 Vset	DR	145-160	12	7685N	8076N
Cummins 8.3L ISC		Delco 21SI, 145 Amp, 14.5 Vset	DR	145-160	12	7685N-1	8076N
Cummins 8.3L ISC		DR 30SI, 105 Amp, w/R Pin, w/o Transformer	DR	105	12	7940N	
Cummins 8.3L ISC	1994-91	Delco 25SI Alternator (1991)	DR	85	12	8066N	
Cummins ISM	2008-01	DR 34SI, Quad Pad Mtg., 135 Amp, Remote Sense	DR	140	12	8609N	8614N
Cummins ISM		DR 34SI, Quad Pad Mtg., 135 Amp, Road Gang Pkg.	DR	140	12	8609N	8614N
Cummins ISM		Opt. Ser. Repl. DR 24SI, Quad Pad Mt., 160 Amp	DR	160	12	8719N	
Cummins ISM		Std. DR 34SI, 110 Amp, Quad Pad Mt.	DR	140	12	8609N	8614N
Cummins ISM		Std. DR 34SI, 135 Amp, Quad Pad Mt.	DR	135	12	8096N	8614N
Cummins ISM	2007-01	Bosch IR/IF, Repl. Unit, Quad Pad Mtg, 160 Amp	BO	160	12	12491N	12716N
Cummins ISM		Bosch IR/IF, Repl. Unit, Quad Pad Mtg, 200 Amp	BO	200	12	12716N	
Cummins ISM		Delco 22SI, Quad Pad Mt, 100 Amp	DR	145	12	8362N	12491N
Cummins ISM		Delco 22SI, Quad Pad Mt, 145 Amp	DR	145	12	8362N	12491N
Cummins ISM		DR 22SI Quad Pad Mt., 130 Amp	DR	145	12	8362N	12491N
Cummins ISM		DR 35SI HP, Quad Pad Mt., 140 Amp, High Temp. Pkg.	DR	140	12	8609N	8614N
Cummins ISM		DR 35SI, Quad Pad Mt, 110 Amp Std.	DR	140	12	8609N	8614N
Cummins ISM		DR 35SI, Quad Pad Mt., 135 Amp, Remote Sense	DR	140	12	8609N	8614N
Cummins ISM		DR 35SI, Quad Pad Mt., 135 Amp, Road Gang Pkg.	DR	140	12	8609N	8614N
Cummins ISM		DR 35SI, Quad Pad Mt., 135 Amp, Std.	DR	140	12	8609N	8614N
Cummins ISM		DR36SI HP,Quad Pad Mt., 170 Amp, High Temp Pkg.	DR	170	12	8614N	
Cummins ISM		LN (Repl. 34SI) w/Lamp Driver Reg.	DR	170	12	8614N	
Cummins ISM		Moto (Repl. 34SI) 140 Amp, No Smart Check	LN	160	12	8410N	8410N
Cummins ISM		Moto (Repl. 34SI) 160 Amp, No Smart Check	LN	160	12	8410N	8410N
Cummins ISM	2000-98	Bosch Replacement Unit, 160 Amp, 3 Mounting Ears	BO	160	12	12490N	12715N
Cummins ISM		Bosch Replacement Unit, 200 Amp	BO	200	12	12715N	
Cummins ISM		DR 22SI J-180 Mt., 130 Amp, 14.1 Vset	DR	145	12	8078N	7685N
Cummins ISM		DR 22SI J-180 Mt., 130-145 Amp, 14.5 Vset	DR	145	12	8078N-1	7685N
Cummins ISM		DR 22SI J-180 Mt., 145 Amp, 14.1 Vset	DR	145	12	8078N	7685N
Cummins ISM		DR 33SI, J-180 Mt., #10 R Term., 135 Amp, Std.	DR	135	12	8083N	8612N
Cummins ISM		DR 33SI, J-180 Mt., 135 Amp, Road Gang Pkg.	DR	140	12	8607N	8612N
Cummins ISM		DR 33SI, J-180Mt., #10 R Term, 110 Amp, Std.	DR	110	12	8081N	8612N
Cummins ISM		DR 35SI HP, J-180 Mtg. 140 Amp, Repl. 33SI, High Temp Pkg. .	DR	140	12	8607N	8612N
Cummins ISM		DR 35SI, J-180 Mtg, 135 Amp, Repl. 33SI, Std.	DR	140	12	8607N	8612N
Cummins ISM		DR 35SI, J-180 Mtg. 135 Amp, Repl. 33SI, Road Gang Pkg.	DR	140	12	8607N	8612N
Cummins ISM		DR 36SI, J-180 Mt. (33SI Upgrade) 170 Amp	DR	170	12	8612N	
Cummins ISM		Leece Neville 2500JB, 90 Amp	LN	130	12	7612N	7613N
Cummins ISM		Leece Neville 2600JB, 105 Amp	LN	130	12	7612N	7613N
Cummins ISM		Leece Neville 2700JB, 130 Amp	LN	130	12	7612N	7613N
Cummins ISM		Leece Neville 2805JB, 145 Amp	LN	160	12	7613N	7613N-LC
Cummins ISM		Leece Neville LC Series, 160 Amp, stator activated, 239 mm Rotor OAL	LN	160	12	7613N-LC	
Cummins ISM		Leece Neville, IR/EF, 160 Amp, trio activated, (235mm rotor OAL)	LN	160	12	7613N	7613N-LC
Cummins ISM		Motorola 8LHA, 130 Amp, Std. Regulator	LN	160	12	8329N	
Cummins ISM		Motorola 8LHA, 140 Amp, Std. Regulator	LN	160	12	8329N	
Cummins ISM		Opt. Serv. Repl., DR 24SI, J180 Mt., 160 Amp	DR	160	12	8718N	
Cummins ISX	2008-01	DR 34SI, Quad Pad Mtg., 135 Amp, Remote Sense	DR	140	12	8609N	8614N
Cummins ISX		DR 34SI, Quad Pad Mtg., 135 Amp, Road Gang Pkg.	DR	140	12	8609N	8614N
Cummins ISX		Opt. Ser. Repl. DR 24SI, Quad Pad Mt., 160 Amp	DR	160	12	8719N	
Cummins ISX		Std. DR 34SI, 110 Amp, Quad Pad Mt.	DR	140	12	8609N	8614N

ALTERNATORS

ALTERNATORS AND GENERATORS

ENGINE	YEAR	APPLICATION	Mfg	Amp	Volt	PART NO.	OPT. NO.
Peterbilt (Cont'd)							
357 (Cont'd)							
Cummins ISX	2008-01	Std. DR 34SI, 135 Amp, Quad Pad Mt.	DR	135	12	8096N	8614N
Cummins ISX	2007-01	Bosch IR/IF, Repl. Unit, Quad Pad Mtg, 160 Amp	BO	160	12	12491N	12716N
Cummins ISX		Bosch IR/IF, Repl. Unit, Quad Pad Mtg, 200 Amp	BO	200	12	12716N	
Cummins ISX		Delco 22SI, Quad Pad Mt, 100 Amp	DR	145	12	8362N	12491N
Cummins ISX		Delco 22SI, Quad Pad Mt, 145 Amp	DR	145	12	8362N	12491N
Cummins ISX		DR 22SI Quad Pad Mt., 130 Amp	DR	145	12	8362N	12491N
Cummins ISX		DR 35SI HP, Quad Pad Mt., 140 Amp, High Temp. Pkg.	DR	140	12	8609N	8614N
Cummins ISX		DR 35SI, Quad Pad Mt, 110 Amp Std.	DR	140	12	8609N	8614N
Cummins ISX		DR 35SI, Quad Pad Mt., 135 Amp, Remote Sense	DR	140	12	8609N	8614N
Cummins ISX		DR 35SI, Quad Pad Mt., 135 Amp, Road Gang Pkg.	DR	140	12	8609N	8614N
Cummins ISX		DR 35SI, Quad Pad Mt., 135 Amp, Std.	DR	140	12	8609N	8614N
Cummins ISX		DR36SI HP,Quad Pad Mt., 170 Amp, High Temp Pkg.	DR	170	12	8614N	
Cummins ISX		LN (Repl. 34SI) w/Lamp Driver Reg.	DR	170	12	8614N	
Cummins ISX		Moto (Repl. 34SI) 140 Amp, No Smart Check	LN	160	12	8410N	8410N
Cummins ISX		Moto (Repl. 34SI) 160 Amp, No Smart Check	LN	160	12	8410N	8410N
Cummins ISX	2000-98	Bosch Replacement Unit, 160 Amp, 3 Mounting Ears	BO	160	12	12490N	12715N
Cummins ISX		Bosch Replacement Unit, 200 Amp	BO	200	12	12715N	
Cummins ISX		DR 22SI J-180 Mt., 130 Amp, 14.1 Vset	DR	145	12	8078N	7685N
Cummins ISX		DR 22SI J-180 Mt., 130-145 Amp, 14.5 Vset	DR	145	12	8078N-1	7685N
Cummins ISX		DR 22SI J-180 Mt., 145 Amp, 14.1 Vset	DR	145	12	8078N	7685N
Cummins ISX		DR 33SI, J-180 Mt., #10 R Term., 135 Amp, Std.	DR	135	12	8083N	8612N
Cummins ISX		DR 33SI, J-180 Mt., 135 Amp, Road Gang Pkg.	DR	140	12	8607N	8612N
Cummins ISX		DR 33SI, J-180Mt., #10 R Term, 110 Amp, Std.	DR	110	12	8081N	8612N
Cummins ISX		DR 35SI HP, J-180 Mtg. 140 Amp, Repl. 33SI, High Temp Pkg. .	DR	140	12	8607N	8612N
Cummins ISX		DR 35SI, J-180 Mtg, 135 Amp, Repl. 33SI, Std.	DR	140	12	8607N	8612N
Cummins ISX		DR 35SI, J-180 Mtg. 135 Amp, Repl. 33SI, Road Gang Pkg.	DR	140	12	8607N	8612N
Cummins ISX		DR 36SI, J-180 Mt. (33SI Upgrade) 170 Amp	DR	170	12	8612N	
Cummins ISX		Leece Neville 2500JB, 90 Amp	LN	130	12	7612N	7613N
Cummins ISX		Leece Neville 2600JB, 105 Amp	LN	130	12	7612N	7613N
Cummins ISX		Leece Neville 2700JB, 130 Amp	LN	130	12	7612N	7613N
Cummins ISX		Leece Neville 2805JB, 145 Amp	LN	160	12	7613N	7613N-LC
Cummins ISX		Leece Neville LC Series, 160 Amp, stator activated, 239 mm Rotor OAL	LN	160	12	7613N-LC	
Cummins ISX		Leece Neville, IR/EF, 160 Amp, trio activated, (235mm rotor OAL)	LN	160	12	7613N	7613N-LC
Cummins ISX		Motorola 8LHA, 130 Amp, Std. Regulator	LN	160	12	8329N	
Cummins ISX		Motorola 8LHA, 140 Amp, Std. Regulator	LN	160	12	8329N	
Cummins ISX		Opt. Serv. Repl., DR 24SI, J180 Mt., 160 Amp	DR	160	12	8718N	
Cummins L-10	1994-92	Delco 26SI, 85 Amp, w/Relay Terminal	DR	85	12	8066N	
Cummins L-10	1994-91	Delco 21SI, 130 Amp	DR	130	12	7681N	7685N
Cummins L-10		Delco 21SI, 145 Amp, 14.1 Vset	DR	145-160	12	7685N	8076N
Cummins L-10		Delco 21SI, 145 Amp, 14.5 Vset	DR	145-160	12	7685N-1	8076N
Cummins L-10		Delco 25SI Alternator (1991)	DR	85	12	8066N	
Cummins L-10		Leece Neville 2700JB, 130 Amp	LN	130	12	7612N	7613N
Cummins L-10		Leece Neville 2805JB, 145 Amp	LN	160	12	7613N	7613N-LC
Cummins L-10		Leece Neville LC Series, 160 Amp, stator activated, 239 mm Rotor OAL	LN	160	12	7613N-LC	
Cummins L-10		Leece Neville, IR/EF, 160 Amp, trio activated, (235mm rotor OAL)	LN	160	12	7613N	7613N-LC
Cummins L-10		Motorola 8LHA, 130 Amp, Std. Regulator	LN	160	12	8329N	
Cummins L-10		Motorola 8LHA, 140 Amp, Std. Regulator	LN	160	12	8329N	
Cummins L-10	1994-86	Bosch Replacement Unit, 160 Amp, 3 Mounting Ears	BO	160	12	12490N	12715N
Cummins L-10		Bosch Replacement Unit, 200 Amp	BO	200	12	12715N	
Cummins L-10		DR 30SI, 105 Amp, w/R Pin, w/o Transformer	DR	105	12	7940N	
Cummins L-10		Leece Neville 2500JB, 90 Amp	LN	130	12	7612N	7613N
Cummins L-10		Leece Neville 2600JB, 105 Amp	LN	130	12	7612N	7613N
Cummins L-10	1990-86	27SI Delco	DR	80	12	7138N	7850N
Cummins L-10		30SI Delco, 90 Amp, w/o Transformer	DR	90	12	7262N	
Cummins L-10		30SI Delco, 90 Amp, w/Transformer	DR	90	12	7256N	
Cummins L-10		Delco 25SI Alternator	DR	75	12	7255N	8066N
Cummins L-10		Motorola Loadhandler	LN	160	12	8329N	
Cummins M11	1999-96	DR 22SI J-180 Mt., 130 Amp, 14.1 Vset	DR	145	12	8078N	7685N
Cummins M11		DR 22SI J-180 Mt., 130-145 Amp, 14.5 Vset	DR	145	12	8078N-1	7685N
Cummins M11		DR 22SI J-180 Mt., 145 Amp, 14.1 Vset	DR	145	12	8078N	7685N
Cummins M11		DR 33SI, J-180 Mt., #10 R Term., 135 Amp, Std.	DR	135	12	8083N	8612N
Cummins M11		DR 33SI, J-180Mt., #10 R Term, 110 Amp, Std.	DR	110	12	8081N	8612N

ALTERNATORS AND GENERATORS

ENGINE	YEAR	APPLICATION	Mfg	Amp	Volt	PART NO.	OPT. NO.
Peterbilt (Cont'd)							
357 (Cont'd)							
Cummins M11	1999-96	Opt. Serv. Repl., DR 24SI, J180 Mt., 160 Amp	DR	160	12	8718N	
Cummins M11	1999-93	Bosch Replacement Unit, 160 Amp, 3 Mounting Ears	BO	160	12	12490N	12715N
Cummins M11		Bosch Replacement Unit, 200 Amp	BO	200	12	12715N	
Cummins M11		Leece Neville 2500JB, 90 Amp	LN	130	12	7612N	7613N
Cummins M11		Leece Neville 2600JB, 105 Amp	LN	130	12	7612N	7613N
Cummins M11		Leece Neville 2700JB, 130 Amp	LN	130	12	7612N	7613N
Cummins M11		Leece Neville 2805JB, 145 Amp	LN	160	12	7613N	7613N-LC
Cummins M11		Leece Neville LC Series, 160 Amp, stator activated, 239 mm Rotor OAL	LN	160	12	7613N-LC	
Cummins M11		Leece Neville, IR/EF, 160 Amp, trio activated, (235mm rotor OAL)	LN	160	12	7613N	7613N-LC
Cummins M11		Motorola 8LHA, 130 Amp, Std. Regulator	LN	160	12	8329N	
Cummins M11		Motorola 8LHA, 140 Amp, Std. Regulator	LN	160	12	8329N	
Cummins M11	1995-93	Delco 21SI, 100 Amp	DR	130	12	7681N	7685N
Cummins M11		Delco 21SI, 130 Amp	DR	130	12	7681N	7685N
Cummins M11		Delco 21SI, 145 Amp, 14.1 Vset	DR	145-160	12	7685N	8076N
Cummins M11		Delco 21SI, 145 Amp, 14.5 Vset	DR	145-160	12	7685N-1	8076N
Cummins M11		Delco 26SI, 85 Amp, w/Relay Terminal	DR	85	12	8066N	
Cummins M11		DR 30SI, 105 Amp, w/R Pin, w/o Transformer	DR	105	12	7940N	
Cummins N14	2006-98	Delco 34SI, Quad Mt, 110 Amp, Std.	DR	135	12	8092N	8613N
Cummins N14		Delco 34SI, Quad Mt., 135 Amp	DR	135	12	8092N	8613N
Cummins N14		DR 35SI Quad Mt., Repl.34SI, R Pin, 110 Amp	DR	140	12	8608N	8613N
Cummins N14		DR 35SI, J-180 Mtg, 110 Amp, Repl. 33SI	DR	140	12	8607N	8612N
Cummins N14		DR 35SI, J-180 Mtg, 135 Amp, Repl. 33SI	DR	140	12	8607N	8612N
Cummins N14		DR 35SI, Quad Mt., Repl.34SI, 135 Amp	DR	140	12	8608N	8613N
Cummins N14		Std. DR 33SI, J-180 Mt., 135 Amp, w/Relay Pin	DR	135	12	8083N	8612N
Cummins N14		Std. DR 33SI, J-180Mt., 110 Amp, w/Relay Pin	DR	110	12	8081N	8612N
Cummins N14	2003-98	DR 22SI J-180 Mt., 130 Amp, 14.1 Vset	DR	145	12	8078N	7685N
Cummins N14		DR 22SI J-180 Mt., 130-145 Amp, 14.5 Vset	DR	145	12	8078N-1	7685N
Cummins N14		DR 22SI J-180 Mt., 145 Amp, 14.1 Vset	DR	145	12	8078N	7685N
Cummins N14		Opt. Serv. Repl., DR 24SI, J180 Mt., 160 Amp	DR	160	12	8718N	
Cummins N14	2003-91	Bosch Replacement Unit, 160 Amp, 3 Mounting Ears	BO	160	12	12490N	12715N
Cummins N14		Bosch Replacement Unit, 200 Amp	BO	200	12	12715N	
Cummins N14		Leece Neville 2500JB, 90 Amp	LN	130	12	7612N	7613N
Cummins N14		Leece Neville 2600JB, 105 Amp	LN	130	12	7612N	7613N
Cummins N14		Leece Neville 2700JB, 130 Amp	LN	130	12	7612N	7613N
Cummins N14		Leece Neville 2805JB, 145 Amp	LN	160	12	7613N	7613N-LC
Cummins N14		Leece Neville LC Series, 160 Amp, stator activated, 239 mm Rotor OAL	LN	160	12	7613N-LC	
Cummins N14		Leece Neville, IR/EF, 160 Amp, trio activated, (235mm rotor OAL)	LN	160	12	7613N	7613N-LC
Cummins N14		Motorola 8LHA, 130 Amp, Std. Regulator	LN	160	12	8329N	
Cummins N14		Motorola 8LHA, 140 Amp, Std. Regulator	LN	160	12	8329N	
Cummins N14	1997-95	Delco 21SI, 100 Amp	DR	130	12	7681N	7685N
Cummins N14	1997-92	Delco 26SI, 85 Amp, w/Relay Terminal	DR	85	12	8066N	
Cummins N14	1997-91	Delco 21SI, 130 Amp	DR	130	12	7681N	7685N
Cummins N14		Delco 21SI, 145 Amp, 14.1 Vset	DR	145-160	12	7685N	8076N
Cummins N14		Delco 21SI, 145 Amp, 14.5 Vset	DR	145-160	12	7685N-1	8076N
Cummins N14		DR 30SI, 105 Amp, w/R Pin, w/o Transformer	DR	105	12	7940N	
Cummins N14	1994-91	Delco 25SI Alternator (1991)	DR	85	12	8066N	
DD 60 Series	1998-96	Delco 34SI, Quad Mt., 135 Amp	DR	135	12	8092N	8613N
DD 60 Series		Delco 35SI, (34SI) HP High Temp Pkg.	DR	140	12	8608N	8613N
DD 60 Series		DR 33SI, J-180 Mt., #10 R Term., 135 Amp, Std.	DR	135	12	8083N	8612N
DD 60 Series		DR 33SI, J-180Mt., #10 R Term, 110 Amp, Std.	DR	110	12	8081N	8612N
DD 60 Series		DR 34SI Quad Mt., 110 Amp	DR	135	12	8092N	8613N
DD 60 Series		DR 34SI, Quad Mt., 135 Amp, Remote Sense	DR	135	12	8092N	8613N
DD 60 Series		DR 35SI HP, J-180 Mtg. 140 Amp, Repl. 33SI, High Temp Pkg. .	DR	140	12	8607N	8612N
DD 60 Series		DR 35SI Quad Mt., Repl.34SI, #10 R Term, 110 Amp	DR	140	12	8608N	8613N
DD 60 Series		DR 35SI, J-180 Mt., (33SI Upgrade) 110 Amp, Std.	DR	140	12	8607N	8612N
DD 60 Series		DR 35SI, J-180 Mtg, 135 Amp, Repl. 33SI, Std.	DR	140	12	8607N	8612N
DD 60 Series		DR 35SI, Quad Mt., Repl.34SI, 135 Amp	DR	140	12	8608N	8613N
DD 60 Series		DR 36SI, J-180 Mt. (33SI Upgrade) 170 Amp	DR	170	12	8612N	
DD 60 Series	1996-95	DR 36SI, Quad Mt., 170 Amp, Repl. 34SI	DR	170	12	8613N	
DD 60 Series	1995-94	Delco 21SI, 100 Amp	DR	130	12	7681N	7685N
DD 60 Series	1995-92	Delco 26SI, 85 Amp, w/Relay Terminal	DR	85	12	8066N	
DD 60 Series	1995-91	Bosch Replacement Unit, 160 Amp, 3 Mounting Ears	BO	160	12	12490N	12715N

ALTERNATORS

ALTERNATORS AND GENERATORS

ENGINE	YEAR	APPLICATION	Mfg	Amp	Volt	PART NO.	OPT. NO.	
Peterbilt (Cont'd)								
357 (Cont'd)								
DD 60 Series	1995-91	Bosch Replacement Unit, 200 Amp	BO	200	12	12715N		
DD 60 Series		Delco 21SI, 130 Amp	DR	130	12	7681N	7685N	
DD 60 Series		Delco 21SI, 145 Amp, 14.1 Vset	DR	145-160	12	7685N	8076N	
DD 60 Series		Delco 21SI, 145 Amp, 14.5 Vset	DR	145-160	12	7685N-1	8076N	
DD 60 Series		DR 30SI, 105 Amp, w/R Pin, w/o Transformer	DR	105	12	7940N		
DD 60 Series		Leece Neville 2500JB, 90 Amp	LN	130	12	7612N	7613N	
DD 60 Series		Leece Neville 2600JB, 105 Amp	LN	130	12	7612N	7613N	
DD 60 Series		Leece Neville 2700JB, 130 Amp	LN	130	12	7612N	7613N	
DD 60 Series		Leece Neville 2805JB, 145 Amp	LN	160	12	7613N	7613N-LC	
DD 60 Series		Leece Neville LC Series, 160 Amp, stator activated, 239 mm Rotor OAL	LN	160	12	7613N-LC		
DD 60 Series		Leece Neville, IR/EF, 160 Amp, trio activated, (235mm rotor OAL)	LN	160	12	7613N	7613N-LC	
DD 60 Series		Motorola 8LHA, 130 Amp, Std. Regulator	LN	160	12	8329N		
DD 60 Series		Motorola 8LHA, 140 Amp, Std. Regulator	LN	160	12	8329N		
DD 60 Series	1993-91	Delco 25SI Alternator (1991)	DR	85	12	8066N		
DD 60 Series		1999	DR 34SI, Quad Pad Mtg., 135 Amp, Remote Sense	DR	140	12	8609N	8614N
DD 60 Series	DR 34SI, Quad Pad Mtg., 135 Amp, Road Gang Pkg.		DR	140	12	8609N	8614N	
DD 60 Series	DR 35SI HP, Quad Pad Mt., 140 Amp, High Temp. Pkg.		DR	140	12	8609N	8614N	
DD 60 Series	DR 35SI, Quad Pad Mt., 110 Amp Std.		DR	140	12	8609N	8614N	
DD 60 Series	DR 35SI, Quad Pad Mt., 135 Amp, Remote Sense		DR	140	12	8609N	8614N	
DD 60 Series	DR 35SI, Quad Pad Mt., 135 Amp, Road Gang Pkg.		DR	140	12	8609N	8614N	
DD 60 Series	DR 35SI, Quad Pad Mt., 135 Amp, Std.		DR	140	12	8609N	8614N	
DD 60 Series	DR36SI HP,Quad Pad Mt., 170 Amp, High Temp Pkg.		DR	170	12	8614N		
DD 60 Series	LN, 160 Amp, w/Lamp Driver Reg.		DR	170	12	8614N		
DD 60 Series	Std. DR 34SI, 110 Amp, Quad Pad Mt.		DR	140	12	8609N	8614N	
DD 60 Series	Std. DR 34SI, 135 Amp, Quad Pad Mt.		DR	135	12	8096N	8614N	
DD 6V-71	1993-92		Delco 26SI, 85 Amp, w/Relay Terminal	DR	85	12	8066N	
DD 6V-71	1993-91		Bosch Replacement Unit, 160 Amp, 3 Mounting Ears	BO	160	12	12490N	12715N
DD 6V-71			Bosch Replacement Unit, 200 Amp	BO	200	12	12715N	
DD 6V-71			Delco 21SI, 130 Amp	DR	130	12	7681N	7685N
DD 6V-71			Delco 21SI, 145 Amp, 14.1 Vset	DR	145-160	12	7685N	8076N
DD 6V-71			Delco 21SI, 145 Amp, 14.5 Vset	DR	145-160	12	7685N-1	8076N
DD 6V-71		Delco 25SI Alternator (1991)	DR	85	12	8066N		
DD 6V-71		DR 30SI, 105 Amp, w/R Pin, w/o Transformer	DR	105	12	7940N		
DD 6V-71		Leece Neville 2500JB, 90 Amp	LN	130	12	7612N	7613N	
DD 6V-71		Leece Neville 2600JB, 105 Amp	LN	130	12	7612N	7613N	
DD 6V-71		Leece Neville 2700JB, 130 Amp	LN	130	12	7612N	7613N	
DD 6V-71		Leece Neville 2805JB, 145 Amp	LN	160	12	7613N	7613N-LC	
DD 6V-71		Leece Neville LC Series, 160 Amp, stator activated, 239 mm Rotor OAL	LN	160	12	7613N-LC		
DD 6V-71		Leece Neville, IR/EF, 160 Amp, trio activated, (235mm rotor OAL)	LN	160	12	7613N	7613N-LC	
DD 6V-71		Motorola 8LHA, 130 Amp, Std. Regulator	LN	160	12	8329N		
DD 6V-71		Motorola 8LHA, 140 Amp, Std. Regulator	LN	160	12	8329N		
359								
Caterpillar 3176		1999-96	DR 22SI J-180 Mt., 130 Amp, 14.1 Vset	DR	145	12	8078N	7685N
Caterpillar 3176	DR 22SI J-180 Mt., 130-145 Amp, 14.5 Vset		DR	145	12	8078N-1	7685N	
Caterpillar 3176	DR 22SI J-180 Mt., 145 Amp, 14.1 Vset		DR	145	12	8078N	7685N	
Caterpillar 3176	DR 33SI, J-180 Mt., #10 R Term., 135 Amp, Std.		DR	135	12	8083N	8612N	
Caterpillar 3176	DR 33SI, J-180 Mt., 135 Amp, Road Gang Pkg.		DR	140	12	8607N	8612N	
Caterpillar 3176	DR 33SI, J-180Mt., #10 R Term, 110 Amp, Std.		DR	110	12	8081N	8612N	
Caterpillar 3176	DR 35SI HP, J-180 Mtg. 140 Amp, Repl. 33SI, High Temp Pkg. .		DR	140	12	8607N	8612N	
Caterpillar 3176	DR 35SI, J-180 Mt., (33SI Upgrade) 110 Amp, Std.		DR	140	12	8607N	8612N	
Caterpillar 3176	DR 35SI, J-180 Mtg, 135 Amp, Repl. 33SI, Std.		DR	140	12	8607N	8612N	
Caterpillar 3176	DR 35SI, J-180 Mtg. 135 Amp, Repl. 33SI, Road Gang Pkg.		DR	140	12	8607N	8612N	
Caterpillar 3176	DR 36SI, J-180 Mt. (33SI Upgrade) 170 Amp		DR	170	12	8612N		
Caterpillar 3176	Opt. Serv. Repl., DR 24SI, J180 Mt., 160 Amp		DR	160	12	8718N		
Caterpillar 3176	1999-91		Bosch Replacement Unit, 160 Amp, 3 Mounting Ears	BO	160	12	12490N	12715N
Caterpillar 3176			Bosch Replacement Unit, 200 Amp	BO	200	12	12715N	
Caterpillar 3176			Leece Neville 2500JB, 90 Amp	LN	130	12	7612N	7613N
Caterpillar 3176			Leece Neville 2600JB, 105 Amp	LN	130	12	7612N	7613N
Caterpillar 3176			Leece Neville 2700JB, 130 Amp	LN	130	12	7612N	7613N
Caterpillar 3176	Leece Neville 2805JB, 145 Amp	LN	160	12	7613N	7613N-LC		

ALTERNATORS

ALTERNATORS AND GENERATORS

ENGINE	YEAR	APPLICATION	Mfg	Amp	Volt	PART NO.	OPT. NO.
Peterbilt (Cont'd)							
359 (Cont'd)							
Caterpillar 3176	1999-91	Leece Neville LC Series, 160 Amp, stator activated, 239 mm Rotor OAL	LN	160	12	7613N-LC	
Caterpillar 3176		Leece Neville, IR/EF, 160 Amp, trio activated, (235mm rotor OAL)	LN	160	12	7613N	7613N-LC
Caterpillar 3176		Motorola 8LHA, 130 Amp, Std. Regulator	LN	160	12	8329N	
Caterpillar 3176		Motorola 8LHA, 140 Amp, Std. Regulator	LN	160	12	8329N	
Caterpillar 3176	1995-94	Delco 21SI, 100 Amp	DR	130	12	7681N	7685N
Caterpillar 3176	1995-92	Delco 26SI, 85 Amp, w/Relay Terminal	DR	85	12	8066N	
Caterpillar 3176	1995-91	Delco 21SI, 130 Amp	DR	130	12	7681N	7685N
Caterpillar 3176		Delco 21SI, 145 Amp, 14.1 Vset	DR	145-160	12	7685N	8076N
Caterpillar 3176		Delco 21SI, 145 Amp, 14.5 Vset	DR	145-160	12	7685N-1	8076N
Caterpillar 3176		DR 30SI, 105 Amp, w/R Pin, w/o Transformer	DR	105	12	7940N	
Caterpillar 3176	1993-91	Delco 25SI Alternator (1991)	DR	85	12	8066N	
Caterpillar 3306	2001-96	DR 22SI J-180 Mt., 130 Amp, 14.1 Vset	DR	145	12	8078N	7685N
Caterpillar 3306		DR 22SI J-180 Mt., 130-145 Amp, 14.5 Vset	DR	145	12	8078N-1	7685N
Caterpillar 3306		DR 22SI J-180 Mt., 145 Amp, 14.1 Vset	DR	145	12	8078N	7685N
Caterpillar 3306		DR 33SI, J-180 Mt., #10 R Term., 135 Amp, Std.	DR	135	12	8083N	8612N
Caterpillar 3306		DR 33SI, J-180 Mt., 135 Amp, Road Gang Pkg.	DR	140	12	8607N	8612N
Caterpillar 3306		DR 33SI, J-180Mt., #10 R Term, 110 Amp, Std.	DR	110	12	8081N	8612N
Caterpillar 3306		DR 35SI HP, J-180 Mtg. 140 Amp, Repl. 33SI, High Temp Pkg. .	DR	140	12	8607N	8612N
Caterpillar 3306		DR 35SI, J-180 Mt., (33SI Upgrade) 110 Amp, Std.	DR	140	12	8607N	8612N
Caterpillar 3306		DR 35SI, J-180 Mtg, 135 Amp, Repl. 33SI, Std.	DR	140	12	8607N	8612N
Caterpillar 3306		DR 35SI, J-180 Mtg. 135 Amp, Repl. 33SI, Road Gang Pkg.	DR	140	12	8607N	8612N
Caterpillar 3306		DR 36SI, J-180 Mt. (33SI Upgrade) 170 Amp	DR	170	12	8612N	
Caterpillar 3306		Opt. Serv. Repl., DR 24SI, J180 Mt., 160 Amp	DR	160	12	8718N	
Caterpillar 3306	2001-91	Leece Neville 2700JB, 130 Amp	LN	130	12	7612N	7613N
Caterpillar 3306		Leece Neville 2805JB, 145 Amp	LN	160	12	7613N	7613N-LC
Caterpillar 3306		Leece Neville LC Series, 160 Amp, stator activated, 239 mm Rotor OAL	LN	160	12	7613N-LC	
Caterpillar 3306		Leece Neville, IR/EF, 160 Amp, trio activated, (235mm rotor OAL)	LN	160	12	7613N	7613N-LC
Caterpillar 3306		Motorola 8LHA, 130 Amp, Std. Regulator	LN	160	12	8329N	
Caterpillar 3306		Motorola 8LHA, 140 Amp, Std. Regulator	LN	160	12	8329N	
Caterpillar 3306	2001-86	Bosch Replacement Unit, 160 Amp, 3 Mounting Ears	BO	160	12	12490N	12715N
Caterpillar 3306		Bosch Replacement Unit, 200 Amp	BO	200	12	12715N	
Caterpillar 3306		Leece Neville 2500JB, 90 Amp	LN	130	12	7612N	7613N
Caterpillar 3306		Leece Neville 2600JB, 105 Amp	LN	130	12	7612N	7613N
Caterpillar 3306	1995-94	Delco 21SI, 100 Amp	DR	130	12	7681N	7685N
Caterpillar 3306	1995-92	Delco 26SI, 85 Amp, w/Relay Terminal	DR	85	12	8066N	
Caterpillar 3306	1995-91	Delco 21SI, 130 Amp	DR	130	12	7681N	7685N
Caterpillar 3306		Delco 21SI, 145 Amp, 14.1 Vset	DR	145-160	12	7685N	8076N
Caterpillar 3306		Delco 21SI, 145 Amp, 14.5 Vset	DR	145-160	12	7685N-1	8076N
Caterpillar 3306	1995-86	DR 30SI, 105 Amp, w/R Pin, w/o Transformer	DR	105	12	7940N	
Caterpillar 3306	1993-91	Delco 25SI Alternator (1991)	DR	85	12	8066N	
Caterpillar 3306	1990-86	30SI Delco, 90 Amp, w/o Transformer	DR	90	12	7262N	
Caterpillar 3306		30SI Delco, 90 Amp, w/Transformer	DR	90	12	7256N	
Caterpillar 3306		Delco 25SI Alternator	DR	85	12	8066N	
Caterpillar 3306		Delco 25SI Alternator (1986)	DR	75	12	7255N	8066N
Caterpillar 3306		Motorola Loadhandler	LN	160	12	8329N	
Caterpillar 3406	2008-96	DR 33SI, J-180 Mt., 135 Amp, Road Gang Pkg.	DR	140	12	8607N	8612N
Caterpillar 3406	2006-96	DR 33SI, J-180Mt., #10 R Term, 110 Amp, Std.	DR	110	12	8081N	8612N
Caterpillar 3406		DR 35SI HP, J-180 Mtg. 140 Amp, Repl. 33SI, High Temp Pkg. .	DR	140	12	8607N	8612N
Caterpillar 3406		DR 35SI, J-180 Mt., (33SI Upgrade) 110 Amp, Std.	DR	140	12	8607N	8612N
Caterpillar 3406		DR 35SI, J-180 Mtg, 135 Amp, Repl. 33SI, Std.	DR	140	12	8607N	8612N
Caterpillar 3406		DR 35SI, J-180 Mtg. 135 Amp, Repl. 33SI, Road Gang Pkg.	DR	140	12	8607N	8612N
Caterpillar 3406		DR 36SI, J-180 Mt. (33SI Upgrade) 170 Amp	DR	170	12	8612N	
Caterpillar 3406	2003-96	DR 22SI J-180 Mt., 130 Amp, 14.1 Vset	DR	145	12	8078N	7685N
Caterpillar 3406		DR 22SI J-180 Mt., 130-145 Amp, 14.5 Vset	DR	145	12	8078N-1	7685N
Caterpillar 3406		DR 22SI J-180 Mt., 145 Amp, 14.1 Vset	DR	145	12	8078N	7685N
Caterpillar 3406		DR 33SI, J-180 Mt., #10 R Term., 135 Amp, Std.	DR	135	12	8083N	8612N
Caterpillar 3406		Opt. Serv. Repl., DR 24SI, J180 Mt., 160 Amp	DR	160	12	8718N	
Caterpillar 3406	2003-91	Leece Neville 2700JB, 130 Amp	LN	130	12	7612N	7613N
Caterpillar 3406		Leece Neville 2805JB, 145 Amp	LN	160	12	7613N	7613N-LC
Caterpillar 3406		Leece Neville LC Series, 160 Amp, stator activated, 239 mm Rotor OAL	LN	160	12	7613N-LC	

ALTERNATORS

ALTERNATORS AND GENERATORS

ENGINE	YEAR	APPLICATION	Mfg	Amp	Volt	PART NO.	OPT. NO.
Peterbilt (Cont'd)							
359 (Cont'd)							
Caterpillar 3406	2003-91	Leece Neville, IR/EF, 160 Amp, trio activated, (235mm rotor OAL)	LN	160	12	7613N	7613N-LC
Caterpillar 3406		Motorola 8LHA, 130 Amp, Std. Regulator	LN	160	12	8329N	
Caterpillar 3406		Motorola 8LHA, 140 Amp, Std. Regulator	LN	160	12	8329N	
Caterpillar 3406	2003-79	Bosch Replacement Unit, 160 Amp, 3 Mounting Ears	BO	160	12	12490N	12715N
Caterpillar 3406		Bosch Replacement Unit, 200 Amp	BO	200	12	12715N	
Caterpillar 3406		Leece Neville 2500JB, 90 Amp	LN	130	12	7612N	7613N
Caterpillar 3406		Leece Neville 2600JB, 105 Amp	LN	130	12	7612N	7613N
Caterpillar 3406	1995-94	Delco 21SI, 100 Amp	DR	130	12	7681N	7685N
Caterpillar 3406	1995-92	Delco 26SI, 85 Amp, w/Relay Terminal	DR	85	12	8066N	
Caterpillar 3406	1995-91	Delco 21SI, 130 Amp	DR	130	12	7681N	7685N
Caterpillar 3406		Delco 21SI, 145 Amp, 14.1 Vset	DR	145-160	12	7685N	8076N
Caterpillar 3406		Delco 21SI, 145 Amp, 14.5 Vset	DR	145-160	12	7685N-1	8076N
Caterpillar 3406	1995-86	DR 30SI, 105 Amp, w/R Pin, w/o Transformer	DR	105	12	7940N	
Caterpillar 3406	1993-91	Delco 25SI Alternator (1991)	DR	85	12	8066N	
Caterpillar 3406	1990-86	30SI Delco, 90 Amp, w/o Transformer	DR	90	12	7262N	
Caterpillar 3406		Delco 25SI Alternator	DR	85	12	8066N	
Caterpillar 3406		Delco 25SI Alternator (1986)	DR	75	12	7255N	8066N
Caterpillar 3406	1990-79	30SI Delco, 90 Amp, w/Transformer	DR	90	12	7256N	
Caterpillar 3406		Motorola Loadhandler	LN	160	12	8329N	
Caterpillar 3406	1985-79	27SI Delco	DR	80	12	7138N	7850N
Caterpillar 3406		30SI Delco	DR	90	12	7262N	
Caterpillar 3406		Delco 25SI Alternator	DR	75	12	7255N	8066N
Caterpillar C-15	2008-01	DR 34SI, Quad Pad Mtg., 135 Amp, Remote Sense	DR	140	12	8609N	8614N
Caterpillar C-15		DR 34SI, Quad Pad Mtg., 135 Amp, Road Gang Pkg.	DR	140	12	8609N	8614N
Caterpillar C-15		Opt. Ser. Repl. DR 24SI, Quad Pad Mt., 160 Amp	DR	160	12	8719N	
Caterpillar C-15		Std. DR 34SI, 110 Amp, Quad Pad Mt.	DR	140	12	8609N	8614N
Caterpillar C-15		Std. DR 34SI, 135 Amp, Quad Pad Mt.	DR	135	12	8096N	8614N
Caterpillar C-15	2007-01	Bosch IR/IF, Repl. Unit, Quad Pad Mtg, 160 Amp	BO	160	12	12491N	12716N
Caterpillar C-15		Bosch IR/IF, Repl. Unit, Quad Pad Mtg, 200 Amp	BO	200	12	12716N	
Caterpillar C-15		Delco 22SI, Quad Pad Mt, 100 Amp	DR	145	12	8362N	12491N
Caterpillar C-15		Delco 22SI, Quad Pad Mt, 145 Amp	DR	145	12	8362N	12491N
Caterpillar C-15		DR 22SI Quad Pad Mt., 130 Amp	DR	145	12	8362N	12491N
Caterpillar C-15		DR 35SI HP, Quad Pad Mt., 140 Amp, High Temp. Pkg.	DR	140	12	8609N	8614N
Caterpillar C-15		DR 35SI, Quad Pad Mt, 110 Amp Std.	DR	140	12	8609N	8614N
Caterpillar C-15		DR 35SI, Quad Pad Mt., 135 Amp, Remote Sense	DR	140	12	8609N	8614N
Caterpillar C-15		DR 35SI, Quad Pad Mt., 135 Amp, Road Gang Pkg.	DR	140	12	8609N	8614N
Caterpillar C-15		DR 35SI, Quad Pad Mt., 135 Amp, Std.	DR	140	12	8609N	8614N
Caterpillar C-15		DR36SI HP,Quad Pad Mt., 170 Amp, High Temp Pkg.	DR	170	12	8614N	
Caterpillar C-15		LN (Repl. 34SI) w/Lamp Driver Reg.	DR	170	12	8614N	
Caterpillar C-15		Moto (Repl. 34SI) 140 Amp, No Smart Check	LN	160	12	8410N	8410N
Caterpillar C-15		Moto (Repl. 34SI) 160 Amp, No Smart Check	LN	160	12	8410N	8410N
Caterpillar C-15	2000-98	Bosch Replacement Unit, 160 Amp, 3 Mounting Ears	BO	160	12	12490N	12715N
Caterpillar C-15		Bosch Replacement Unit, 200 Amp	BO	200	12	12715N	
Caterpillar C-15		DR 22SI J-180 Mt., 130 Amp, 14.1 Vset	DR	145	12	8078N	7685N
Caterpillar C-15		DR 22SI J-180 Mt., 130-145 Amp, 14.5 Vset	DR	145	12	8078N-1	7685N
Caterpillar C-15		DR 22SI J-180 Mt., 145 Amp, 14.1 Vset	DR	145	12	8078N	7685N
Caterpillar C-15		DR 33SI, J-180 Mt., #10 R Term., 135 Amp, Std.	DR	135	12	8083N	8612N
Caterpillar C-15		DR 33SI, J-180 Mt., 135 Amp, Road Gang Pkg.	DR	140	12	8607N	8612N
Caterpillar C-15		DR 33SI, J-180Mt., #10 R Term, 110 Amp, Std.	DR	110	12	8081N	8612N
Caterpillar C-15		DR 35SI HP, J-180 Mtg. 140 Amp, Repl. 33SI, High Temp Pkg. .	DR	140	12	8607N	8612N
Caterpillar C-15		DR 35SI, J-180 Mtg, 135 Amp, Repl. 33SI, Std.	DR	140	12	8607N	8612N
Caterpillar C-15		DR 35SI, J-180 Mtg. 135 Amp, Repl. 33SI, Road Gang Pkg.	DR	140	12	8607N	8612N
Caterpillar C-15		DR 36SI, J-180 Mt. (33SI Upgrade) 170 Amp	DR	170	12	8612N	
Caterpillar C-15		Leece Neville 2500JB, 90 Amp	LN	130	12	7612N	7613N
Caterpillar C-15		Leece Neville 2600JB, 105 Amp	LN	130	12	7612N	7613N
Caterpillar C-15		Leece Neville 2700JB, 130 Amp	LN	130	12	7612N	7613N
Caterpillar C-15		Leece Neville 2805JB, 145 Amp	LN	160	12	7613N	7613N-LC
Caterpillar C-15		Leece Neville LC Series, 160 Amp, stator activated, 239 mm Rotor OAL	LN	160	12	7613N-LC	
Caterpillar C-15		Leece Neville, IR/EF, 160 Amp, trio activated, (235mm rotor OAL)	LN	160	12	7613N	7613N-LC
Caterpillar C-15		Motorola 8LHA, 130 Amp, Std. Regulator	LN	160	12	8329N	
Caterpillar C-15		Motorola 8LHA, 140 Amp, Std. Regulator	LN	160	12	8329N	
Caterpillar C-15		Opt. Serv. Repl., DR 24SI, J180 Mt., 160 Amp	DR	160	12	8718N	
Cummins N14	2006-98	Delco 34SI, Quad Mt, 110 Amp, Std.	DR	135	12	8092N	8613N

ALTERNATORS AND GENERATORS

ENGINE	YEAR	APPLICATION	Mfg	Amp	Volt	PART NO.	OPT. NO.
Peterbilt (Cont'd)							
359 (Cont'd)							
Cummins N14	2006-98	Delco 34SI, Quad Mt., 135 Amp	DR	135	12	8092N	8613N
Cummins N14		DR 35SI Quad Mt., Repl.34SI, R Pin, 110 Amp	DR	140	12	8608N	8613N
Cummins N14		DR 35SI, J-180 Mtg, 110 Amp, Repl. 33SI	DR	140	12	8607N	8612N
Cummins N14		DR 35SI, J-180 Mtg, 135 Amp, Repl. 33SI	DR	140	12	8607N	8612N
Cummins N14		DR 35SI, Quad Mt., Repl.34SI, 135 Amp	DR	140	12	8608N	8613N
Cummins N14		Std. DR 33SI, J-180 Mt.,135 Amp, w/Relay Pin	DR	135	12	8083N	8612N
Cummins N14		Std. DR 33SI, J-180Mt.,110 Amp, w/Relay Pin	DR	110	12	8081N	8612N
Cummins N14	2003-98	DR 22SI J-180 Mt., 130 Amp, 14.1 Vset	DR	145	12	8078N	7685N
Cummins N14		DR 22SI J-180 Mt., 130-145 Amp, 14.5 Vset	DR	145	12	8078N-1	7685N
Cummins N14		DR 22SI J-180 Mt., 145 Amp, 14.1 Vset	DR	145	12	8078N	7685N
Cummins N14		Opt. Serv. Repl., DR 24SI, J180 Mt., 160 Amp	DR	160	12	8718N	
Cummins N14	2003-91	Bosch Replacement Unit, 160 Amp, 3 Mounting Ears	BO	160	12	12490N	12715N
Cummins N14		Bosch Replacement Unit, 200 Amp	BO	200	12	12715N	
Cummins N14		Leece Neville 2500JB, 90 Amp	LN	130	12	7612N	7613N
Cummins N14		Leece Neville 2600JB, 105 Amp	LN	130	12	7612N	7613N
Cummins N14		Leece Neville 2700JB, 130 Amp	LN	130	12	7612N	7613N
Cummins N14		Leece Neville 2805JB, 145 Amp	LN	160	12	7613N	7613N-LC
Cummins N14		Leece Neville LC Series, 160 Amp, stator activated, 239 mm Rotor OAL	LN	160	12	7613N-LC	
Cummins N14		Leece Neville, IR/EF, 160 Amp, trio activated, (235mm rotor OAL)	LN	160	12	7613N	7613N-LC
Cummins N14		Motorola 8LHA, 130 Amp, Std. Regulator	LN	160	12	8329N	
Cummins N14		Motorola 8LHA, 140 Amp, Std. Regulator	LN	160	12	8329N	
Cummins N14	1997-95	Delco 21SI, 100 Amp	DR	130	12	7681N	7685N
Cummins N14	1997-92	Delco 26SI, 85 Amp, w/Relay Terminal	DR	85	12	8066N	
Cummins N14	1997-91	Delco 21SI, 130 Amp	DR	130	12	7681N	7685N
Cummins N14		Delco 21SI, 145 Amp, 14.1 Vset	DR	145-160	12	7685N	8076N
Cummins N14		Delco 21SI, 145 Amp, 14.5 Vset	DR	145-160	12	7685N-1	8076N
Cummins N14		DR 30SI, 105 Amp, w/R Pin, w/o Transformer	DR	105	12	7940N	
Cummins N14	1994-91	Delco 25SI Alternator (1991)	DR	85	12	8066N	
Cummins NTC Eng.	1990-86	30SI Delco, 90 Amp, w/o Transformer	DR	90	12	7262N	
Cummins NTC Eng.		Delco 25SI Alternator	DR	85	12	8066N	
Cummins NTC Eng.		Delco 25SI Alternator (1986)	DR	75	12	7255N	8066N
Cummins NTC Eng.		DR 30SI, 105 Amp, w/R Pin, w/o Transformer	DR	105	12	7940N	
Cummins NTC Eng.	1990-79	30SI Delco, 90 Amp, w/Transformer	DR	90	12	7256N	
Cummins NTC Eng.		Bosch Replacement Unit, 160 Amp, 3 Mounting Ears	BO	160	12	12490N	12715N
Cummins NTC Eng.		Bosch Replacement Unit, 200 Amp	BO	200	12	12715N	
Cummins NTC Eng.		Leece Neville 2500JB, 90 Amp	LN	130	12	7612N	7613N
Cummins NTC Eng.		Leece Neville 2600JB, 105 Amp	LN	130	12	7612N	7613N
Cummins NTC Eng.		Motorola Loadhandler	LN	160	12	8329N	
Cummins NTC Eng.	1985-79	27SI Delco	DR	80	12	7138N	7850N
Cummins NTC Eng.		30SI Delco	DR	90	12	7262N	
Cummins NTC Eng.		Delco 25SI Alternator	DR	75	12	7255N	8066N
362							
Caterpillar 3126	1999-96	DR 22SI J-180 Mt., 130 Amp, 14.1 Vset	DR	145	12	8078N	7685N
Caterpillar 3126		DR 22SI J-180 Mt., 130-145 Amp, 14.5 Vset	DR	145	12	8078N-1	7685N
Caterpillar 3126		DR 22SI J-180 Mt., 145 Amp, 14.1 Vset	DR	145	12	8078N	7685N
Caterpillar 3126		Opt. Serv. Repl., DR 24SI, J180 Mt., 160 Amp	DR	160	12	8718N	
Caterpillar 3126	1999-95	Bosch Replacement Unit, 160 Amp, 3 Mounting Ears	BO	160	12	12490N	12715N
Caterpillar 3126		Bosch Replacement Unit, 200 Amp	BO	200	12	12715N	
Caterpillar 3126		Leece Neville 2500JB, 90 Amp	LN	130	12	7612N	7613N
Caterpillar 3126		Leece Neville 2600JB, 105 Amp	LN	130	12	7612N	7613N
Caterpillar 3126		Leece Neville 2700JB, 130 Amp	LN	130	12	7612N	7613N
Caterpillar 3126		Leece Neville 2805JB, 145 Amp	LN	160	12	7613N	7613N-LC
Caterpillar 3126		Leece Neville LC Series, 160 Amp, stator activated, 239 mm Rotor OAL	LN	160	12	7613N-LC	
Caterpillar 3126		Leece Neville, IR/EF, 160 Amp, trio activated, (235mm rotor OAL)	LN	160	12	7613N	7613N-LC
Caterpillar 3126		Motorola 8LHA, 130 Amp, Std. Regulator	LN	160	12	8329N	
Caterpillar 3126		Motorola 8LHA, 140 Amp, Std. Regulator	LN	160	12	8329N	
Caterpillar 3126	1995	Delco 21SI, 115 Amp	DR	145-160	12	7685N	8076N
Caterpillar 3126		Delco 21SI, 130 Amp	DR	130	12	7681N	7685N
Caterpillar 3126		Delco 21SI, 145 Amp, 14.1 Vset	DR	145-160	12	7685N	8076N
Caterpillar 3126		Delco 21SI, 145 Amp, 14.5 Vset	DR	145-160	12	7685N-1	8076N
Caterpillar 3126		Delco 26SI, 85 Amp, w/Relay Terminal	DR	85	12	8066N	

ALTERNATORS

ALTERNATORS AND GENERATORS

ENGINE	YEAR	APPLICATION	Mfg	Amp	Volt	PART NO.	OPT. NO.
Peterbilt (Cont'd)							
362 (Cont'd)							
Caterpillar 3126	1995	DR 30SI, 105 Amp, w/R Pin, w/o Transformer	DR	105	12	7940N	
Caterpillar 3176	1999-96	DR 22SI J-180 Mt., 130 Amp, 14.1 Vset	DR	145	12	8078N	7685N
Caterpillar 3176		DR 22SI J-180 Mt., 130-145 Amp, 14.5 Vset	DR	145	12	8078N-1	7685N
Caterpillar 3176		DR 22SI J-180 Mt., 145 Amp, 14.1 Vset	DR	145	12	8078N	7685N
Caterpillar 3176		DR 33SI, J-180 Mt., #10 R Term., 135 Amp, Std.	DR	135	12	8083N	8612N
Caterpillar 3176		DR 33SI, J-180 Mt., 135 Amp, Road Gang Pkg.	DR	140	12	8607N	8612N
Caterpillar 3176		DR 33SI, J-180Mt., #10 R Term, 110 Amp, Std.	DR	110	12	8081N	8612N
Caterpillar 3176		DR 35SI HP, J-180 Mtg. 140 Amp, Repl. 33SI, High Temp Pkg. .	DR	140	12	8607N	8612N
Caterpillar 3176		DR 35SI, J-180 Mt., (33SI Upgrade) 110 Amp, Std.	DR	140	12	8607N	8612N
Caterpillar 3176		DR 35SI, J-180 Mtg, 135 Amp, Repl. 33SI, Std.	DR	140	12	8607N	8612N
Caterpillar 3176		DR 35SI, J-180 Mtg. 135 Amp, Repl. 33SI, Road Gang Pkg.	DR	140	12	8607N	8612N
Caterpillar 3176		DR 36SI, J-180 Mt. (33SI Upgrade) 170 Amp	DR	170	12	8612N	
Caterpillar 3176		Opt. Serv. Repl., DR 24SI, J180 Mt., 160 Amp	DR	160	12	8718N	
Caterpillar 3176	1999-91	Bosch Replacement Unit, 160 Amp, 3 Mounting Ears	BO	160	12	12490N	12715N
Caterpillar 3176		Bosch Replacement Unit, 200 Amp	BO	200	12	12715N	
Caterpillar 3176		Leece Neville 2500JB, 90 Amp	LN	130	12	7612N	7613N
Caterpillar 3176		Leece Neville 2600JB, 105 Amp	LN	130	12	7612N	7613N
Caterpillar 3176		Leece Neville 2700JB, 130 Amp	LN	130	12	7612N	7613N
Caterpillar 3176		Leece Neville 2805JB, 145 Amp	LN	160	12	7613N	7613N-LC
Caterpillar 3176		Leece Neville LC Series, 160 Amp, stator activated, 239 mm Rotor OAL	LN	160	12	7613N-LC	
Caterpillar 3176		Leece Neville, IR/EF, 160 Amp, trio activated, (235mm rotor OAL)	LN	160	12	7613N	7613N-LC
Caterpillar 3176		Motorola 8LHA, 130 Amp, Std. Regulator	LN	160	12	8329N	
Caterpillar 3176		Motorola 8LHA, 140 Amp, Std. Regulator	LN	160	12	8329N	
Caterpillar 3176	1995-94	Delco 21SI, 100 Amp	DR	130	12	7681N	7685N
Caterpillar 3176	1995-92	Delco 26SI, 85 Amp, w/Relay Terminal	DR	85	12	8066N	
Caterpillar 3176	1995-91	Delco 21SI, 130 Amp	DR	130	12	7681N	7685N
Caterpillar 3176		Delco 21SI, 145 Amp, 14.1 Vset	DR	145-160	12	7685N	8076N
Caterpillar 3176		Delco 21SI, 145 Amp, 14.5 Vset	DR	145-160	12	7685N-1	8076N
Caterpillar 3176		DR 30SI, 105 Amp, w/R Pin, w/o Transformer	DR	105	12	7940N	
Caterpillar 3176	1993-91	Delco 25SI Alternator (1991)	DR	85	12	8066N	
Caterpillar 3306	1999-96	DR 22SI J-180 Mt., 130 Amp, 14.1 Vset	DR	145	12	8078N	7685N
Caterpillar 3306		DR 22SI J-180 Mt., 130-145 Amp, 14.5 Vset	DR	145	12	8078N-1	7685N
Caterpillar 3306		DR 22SI J-180 Mt., 145 Amp, 14.1 Vset	DR	145	12	8078N	7685N
Caterpillar 3306		DR 33SI, J-180 Mt., #10 R Term., 135 Amp, Std.	DR	135	12	8083N	8612N
Caterpillar 3306		DR 33SI, J-180 Mt., 135 Amp, Road Gang Pkg.	DR	140	12	8607N	8612N
Caterpillar 3306		DR 33SI, J-180Mt., #10 R Term, 110 Amp, Std.	DR	110	12	8081N	8612N
Caterpillar 3306		DR 35SI HP, J-180 Mtg. 140 Amp, Repl. 33SI, High Temp Pkg. .	DR	140	12	8607N	8612N
Caterpillar 3306		DR 35SI, J-180 Mt., (33SI Upgrade) 110 Amp, Std.	DR	140	12	8607N	8612N
Caterpillar 3306		DR 35SI, J-180 Mtg, 135 Amp, Repl. 33SI, Std.	DR	140	12	8607N	8612N
Caterpillar 3306		DR 35SI, J-180 Mtg. 135 Amp, Repl. 33SI, Road Gang Pkg.	DR	140	12	8607N	8612N
Caterpillar 3306		DR 36SI, J-180 Mt. (33SI Upgrade) 170 Amp	DR	170	12	8612N	
Caterpillar 3306		Opt. Serv. Repl., DR 24SI, J180 Mt., 160 Amp	DR	160	12	8718N	
Caterpillar 3306	1999-95	Bosch Replacement Unit, 160 Amp, 3 Mounting Ears	BO	160	12	12490N	12715N
Caterpillar 3306		Bosch Replacement Unit, 200 Amp	BO	200	12	12715N	
Caterpillar 3306		Leece Neville 2500JB, 90 Amp	LN	130	12	7612N	7613N
Caterpillar 3306		Leece Neville 2600JB, 105 Amp	LN	130	12	7612N	7613N
Caterpillar 3306		Leece Neville 2700JB, 130 Amp	LN	130	12	7612N	7613N
Caterpillar 3306		Leece Neville 2805JB, 145 Amp	LN	160	12	7613N	7613N-LC
Caterpillar 3306		Leece Neville LC Series, 160 Amp, stator activated, 239 mm Rotor OAL	LN	160	12	7613N-LC	
Caterpillar 3306		Leece Neville, IR/EF, 160 Amp, trio activated, (235mm rotor OAL)	LN	160	12	7613N	7613N-LC
Caterpillar 3306		Motorola 8LHA, 130 Amp, Std. Regulator	LN	160	12	8329N	
Caterpillar 3306		Motorola 8LHA, 140 Amp, Std. Regulator	LN	160	12	8329N	
Caterpillar 3306	1995	Delco 21SI, 100 Amp	DR	130	12	7681N	7685N
Caterpillar 3306		Delco 21SI, 130 Amp	DR	130	12	7681N	7685N
Caterpillar 3306		Delco 21SI, 145 Amp, 14.1 Vset	DR	145-160	12	7685N	8076N
Caterpillar 3306		Delco 21SI, 145 Amp, 14.5 Vset	DR	145-160	12	7685N-1	8076N
Caterpillar 3306		Delco 26SI, 85 Amp, w/Relay Terminal	DR	85	12	8066N	
Caterpillar 3306		DR 30SI, 105 Amp, w/R Pin, w/o Transformer	DR	105	12	7940N	
Caterpillar 3406	2003-96	DR 22SI J-180 Mt., 130 Amp, 14.1 Vset	DR	145	12	8078N	7685N
Caterpillar 3406		DR 22SI J-180 Mt., 130-145 Amp, 14.5 Vset	DR	145	12	8078N-1	7685N
Caterpillar 3406		DR 22SI J-180 Mt., 145 Amp, 14.1 Vset	DR	145	12	8078N	7685N
Caterpillar 3406		DR 33SI, J-180 Mt., #10 R Term., 135 Amp, Std.	DR	135	12	8083N	8612N

ALTERNATORS AND GENERATORS

ENGINE	YEAR	APPLICATION	Mfg	Amp	Volt	PART NO.	OPT. NO.
Peterbilt (Cont'd)							
362 (Cont'd)							
Caterpillar 3406	2003-96	DR 33SI, J-180 Mt., 135 Amp, Road Gang Pkg.	DR	140	12	8607N	8612N
Caterpillar 3406		DR 33SI, J-180Mt., #10 R Term, 110 Amp, Std.	DR	110	12	8081N	8612N
Caterpillar 3406		DR 35SI HP, J-180 Mtg. 140 Amp, Repl. 33SI, High Temp Pkg. .	DR	140	12	8607N	8612N
Caterpillar 3406		DR 35SI, J-180 Mt., (33SI Upgrade) 110 Amp, Std.	DR	140	12	8607N	8612N
Caterpillar 3406		DR 35SI, J-180 Mtg. 135 Amp, Repl. 33SI, Std.	DR	140	12	8607N	8612N
Caterpillar 3406		DR 35SI, J-180 Mtg. 135 Amp, Repl. 33SI, Road Gang Pkg.	DR	140	12	8607N	8612N
Caterpillar 3406		DR 36SI, J-180 Mt. (33SI Upgrade) 170 Amp	DR	170	12	8612N	
Caterpillar 3406		Opt. Serv. Repl., DR 24SI, J180 Mt., 160 Amp	DR	160	12	8718N	
Caterpillar 3406	2003-91	Leece Neville 2700JB, 130 Amp	LN	130	12	7612N	7613N
Caterpillar 3406		Leece Neville 2805JB, 145 Amp	LN	160	12	7613N	7613N-LC
Caterpillar 3406		Leece Neville LC Series, 160 Amp, stator activated, 239 mm Rotor OAL	LN	160	12	7613N-LC	
Caterpillar 3406		Leece Neville, IR/EF, 160 Amp, trio activated, (235mm rotor OAL)	LN	160	12	7613N	7613N-LC
Caterpillar 3406		Motorola 8LHA, 130 Amp, Std. Regulator	LN	160	12	8329N	
Caterpillar 3406		Motorola 8LHA, 140 Amp, Std. Regulator	LN	160	12	8329N	
Caterpillar 3406	2003-79	Bosch Replacement Unit, 160 Amp, 3 Mounting Ears	BO	160	12	12490N	12715N
Caterpillar 3406		Bosch Replacement Unit, 200 Amp	BO	200	12	12715N	
Caterpillar 3406		Leece Neville 2500JB, 90 Amp	LN	130	12	7612N	7613N
Caterpillar 3406		Leece Neville 2600JB, 105 Amp	LN	130	12	7612N	7613N
Caterpillar 3406	1995-94	Delco 21SI, 100 Amp	DR	130	12	7681N	7685N
Caterpillar 3406	1995-92	Delco 26SI, 85 Amp, w/Relay Terminal	DR	85	12	8066N	
Caterpillar 3406	1995-91	Delco 21SI, 130 Amp	DR	130	12	7681N	7685N
Caterpillar 3406		Delco 21SI, 145 Amp, 14.1 Vset	DR	145-160	12	7685N	8076N
Caterpillar 3406		Delco 21SI, 145 Amp, 14.5 Vset	DR	145-160	12	7685N-1	8076N
Caterpillar 3406	1995-86	DR 30SI, 105 Amp, w/R Pin, w/o Transformer	DR	105	12	7940N	
Caterpillar 3406	1993-91	Delco 25SI Alternator (1991)	DR	85	12	8066N	
Caterpillar 3406	1990-86	30SI Delco, 90 Amp, w/o Transformer	DR	90	12	7262N	
Caterpillar 3406		Delco 25SI Alternator	DR	85	12	8066N	
Caterpillar 3406		Delco 25SI Alternator (1986)	DR	75	12	7255N	8066N
Caterpillar 3406	1990-79	30SI Delco, 90 Amp, w/Transformer	DR	90	12	7256N	
Caterpillar 3406		Motorola Loadhandler	LN	160	12	8329N	
Caterpillar 3406	1985-79	27SI Delco	DR	80	12	7138N	7850N
Caterpillar 3406		30SI Delco	DR	90	12	7262N	
Caterpillar 3406		Delco 25SI Alternator	DR	75	12	7255N	8066N
Cummins L-10	1994-92	Delco 26SI, 85 Amp, w/Relay Terminal	DR	85	12	8066N	
Cummins L-10	1994-91	Bosch Replacement Unit, 160 Amp, 3 Mounting Ears	BO	160	12	12490N	12715N
Cummins L-10		Bosch Replacement Unit, 200 Amp	BO	200	12	12715N	
Cummins L-10		Delco 21SI, 130 Amp	DR	130	12	7681N	7685N
Cummins L-10		Delco 21SI, 145 Amp, 14.1 Vset	DR	145-160	12	7685N	8076N
Cummins L-10		Delco 21SI, 145 Amp, 14.5 Vset	DR	145-160	12	7685N-1	8076N
Cummins L-10		Delco 25SI Alternator (1991)	DR	85	12	8066N	
Cummins L-10		DR 30SI, 105 Amp, w/R Pin, w/o Transformer	DR	105	12	7940N	
Cummins L-10		Leece Neville 2500JB, 90 Amp	LN	130	12	7612N	7613N
Cummins L-10		Leece Neville 2600JB, 105 Amp	LN	130	12	7612N	7613N
Cummins L-10		Leece Neville 2700JB, 130 Amp	LN	130	12	7612N	7613N
Cummins L-10		Leece Neville 2805JB, 145 Amp	LN	160	12	7613N	7613N-LC
Cummins L-10		Leece Neville LC Series, 160 Amp, stator activated, 239 mm Rotor OAL	LN	160	12	7613N-LC	
Cummins L-10		Leece Neville, IR/EF, 160 Amp, trio activated, (235mm rotor OAL)	LN	160	12	7613N	7613N-LC
Cummins L-10		Motorola 8LHA, 130 Amp, Std. Regulator	LN	160	12	8329N	
Cummins L-10		Motorola 8LHA, 140 Amp, Std. Regulator	LN	160	12	8329N	
Cummins M11	1999-96	DR 22SI J-180 Mt., 130 Amp, 14.1 Vset	DR	145	12	8078N	7685N
Cummins M11		DR 22SI J-180 Mt., 130-145 Amp, 14.5 Vset	DR	145	12	8078N-1	7685N
Cummins M11		DR 22SI J-180 Mt., 145 Amp, 14.1 Vset	DR	145	12	8078N	7685N
Cummins M11		DR 33SI, J-180 Mt., #10 R Term., 135 Amp, Std.	DR	135	12	8083N	8612N
Cummins M11		DR 33SI, J-180Mt., #10 R Term, 110 Amp, Std.	DR	110	12	8081N	8612N
Cummins M11		Opt. Serv. Repl., DR 24SI, J180 Mt., 160 Amp	DR	160	12	8718N	
Cummins M11	1999-93	Bosch Replacement Unit, 160 Amp, 3 Mounting Ears	BO	160	12	12490N	12715N
Cummins M11		Bosch Replacement Unit, 200 Amp	BO	200	12	12715N	
Cummins M11		Leece Neville 2500JB, 90 Amp	LN	130	12	7612N	7613N
Cummins M11		Leece Neville 2600JB, 105 Amp	LN	130	12	7612N	7613N
Cummins M11		Leece Neville 2700JB, 130 Amp	LN	130	12	7612N	7613N
Cummins M11		Leece Neville 2805JB, 145 Amp	LN	160	12	7613N	7613N-LC

ALTERNATORS

ALTERNATORS AND GENERATORS

ENGINE	YEAR	APPLICATION	Mfg	Amp	Volt	PART NO.	OPT. NO.
Peterbilt (Cont'd)							
362 (Cont'd)							
Cummins M11	1999-93	Leece Neville LC Series, 160 Amp, stator activated, 239 mm Rotor OAL	LN	160	12	7613N-LC	
Cummins M11		Leece Neville, IR/EF, 160 Amp, trio activated, (235mm rotor OAL)	LN	160	12	7613N	7613N-LC
Cummins M11		Motorola 8LHA, 130 Amp, Std. Regulator	LN	160	12	8329N	
Cummins M11		Motorola 8LHA, 140 Amp, Std. Regulator	LN	160	12	8329N	
Cummins M11	1995-93	Delco 21SI, 100 Amp	DR	130	12	7681N	7685N
Cummins M11		Delco 21SI, 130 Amp	DR	130	12	7681N	7685N
Cummins M11		Delco 21SI, 145 Amp, 14.1 Vset	DR	145-160	12	7685N	8076N
Cummins M11		Delco 21SI, 145 Amp, 14.5 Vset	DR	145-160	12	7685N-1	8076N
Cummins M11		Delco 26SI, 85 Amp, w/Relay Terminal	DR	85	12	8066N	
Cummins M11		DR 30SI, 105 Amp, w/R Pin, w/o Transformer	DR	105	12	7940N	
Cummins N14	1999-98	Delco 34SI, Quad Mt, 110 Amp, Std.	DR	135	12	8092N	8613N
Cummins N14		Delco 34SI, Quad Mt., 135 Amp	DR	135	12	8092N	8613N
Cummins N14		DR 22SI J-180 Mt., 130 Amp, 14.1 Vset	DR	145	12	8078N	7685N
Cummins N14		DR 22SI J-180 Mt., 130-145 Amp, 14.5 Vset	DR	145	12	8078N-1	7685N
Cummins N14		DR 22SI J-180 Mt., 145 Amp, 14.1 Vset	DR	145	12	8078N	7685N
Cummins N14		DR 35SI Quad Mt., Repl.34SI, R Pin, 110 Amp	DR	140	12	8608N	8613N
Cummins N14		DR 35SI, J-180 Mtg, 110 Amp, Repl. 33SI	DR	140	12	8607N	8612N
Cummins N14		DR 35SI, J-180 Mtg, 135 Amp, Repl. 33SI	DR	140	12	8607N	8612N
Cummins N14		DR 35SI, Quad Mt., Repl.34SI, 135 Amp	DR	140	12	8608N	8613N
Cummins N14		Opt. Serv. Repl., DR 24SI, J180 Mt., 160 Amp	DR	160	12	8718N	
Cummins N14		Std. DR 33SI, J-180 Mt., 135 Amp, w/Relay Pin	DR	135	12	8083N	8612N
Cummins N14		Std. DR 33SI, J-180Mt., 110 Amp, w/Relay Pin	DR	110	12	8081N	8612N
Cummins N14	1999-91	Bosch Replacement Unit, 160 Amp, 3 Mounting Ears	BO	160	12	12490N	12715N
Cummins N14		Bosch Replacement Unit, 200 Amp	BO	200	12	12715N	
Cummins N14		Leece Neville 2500JB, 90 Amp	LN	130	12	7612N	7613N
Cummins N14		Leece Neville 2600JB, 105 Amp	LN	130	12	7612N	7613N
Cummins N14		Leece Neville 2700JB, 130 Amp	LN	130	12	7612N	7613N
Cummins N14		Leece Neville 2805JB, 145 Amp	LN	160	12	7613N	7613N-LC
Cummins N14		Leece Neville LC Series, 160 Amp, stator activated, 239 mm Rotor OAL	LN	160	12	7613N-LC	
Cummins N14		Leece Neville, IR/EF, 160 Amp, trio activated, (235mm rotor OAL)	LN	160	12	7613N	7613N-LC
Cummins N14		Motorola 8LHA, 130 Amp, Std. Regulator	LN	160	12	8329N	
Cummins N14		Motorola 8LHA, 140 Amp, Std. Regulator	LN	160	12	8329N	
Cummins N14	1997-95	Delco 21SI, 100 Amp	DR	130	12	7681N	7685N
Cummins N14	1997-92	Delco 26SI, 85 Amp, w/Relay Terminal	DR	85	12	8066N	
Cummins N14	1997-91	Delco 21SI, 130 Amp	DR	130	12	7681N	7685N
Cummins N14		Delco 21SI, 145 Amp, 14.1 Vset	DR	145-160	12	7685N	8076N
Cummins N14		Delco 21SI, 145 Amp, 14.5 Vset	DR	145-160	12	7685N-1	8076N
Cummins N14		DR 30SI, 105 Amp, w/R Pin, w/o Transformer	DR	105	12	7940N	
Cummins N14	1994-91	Delco 25SI Alternator (1991)	DR	85	12	8066N	
Cummins N14, 14.0L	2012-95	DR 22SI, 12V / 130 Amp	DR	160	12	8560N	
Cummins NTC Eng.	1990-86	30SI Delco, 90 Amp, w/o Transformer	DR	90	12	7262N	
Cummins NTC Eng.		Delco 25SI Alternator	DR	85	12	8066N	
Cummins NTC Eng.		Delco 25SI Alternator (1986)	DR	75	12	7255N	8066N
Cummins NTC Eng.		DR 30SI, 105 Amp, w/R Pin, w/o Transformer	DR	105	12	7940N	
Cummins NTC Eng.	1990-79	30SI Delco, 90 Amp, w/Transformer	DR	90	12	7256N	
Cummins NTC Eng.		Bosch Replacement Unit, 160 Amp, 3 Mounting Ears	BO	160	12	12490N	12715N
Cummins NTC Eng.		Bosch Replacement Unit, 200 Amp	BO	200	12	12715N	
Cummins NTC Eng.		Leece Neville 2500JB, 90 Amp	LN	130	12	7612N	7613N
Cummins NTC Eng.		Leece Neville 2600JB, 105 Amp	LN	130	12	7612N	7613N
Cummins NTC Eng.		Motorola Loadhandler	LN	160	12	8329N	
Cummins NTC Eng.	1985-79	27SI Delco	DR	80	12	7138N	7850N
Cummins NTC Eng.		30SI Delco	DR	90	12	7262N	
Cummins NTC Eng.		Delco 25SI Alternator	DR	75	12	7255N	8066N
DD 60 Series	1998-96	Delco 34SI, Quad Mt., 135 Amp	DR	135	12	8092N	8613N
DD 60 Series		Delco 35SI, (34SI) HP High Temp Pkg.	DR	140	12	8608N	8613N
DD 60 Series		DR 33SI, J-180 Mt., #10 R Term., 135 Amp, Std.	DR	135	12	8083N	8612N
DD 60 Series		DR 33SI, J-180Mt., #10 R Term, 110 Amp, Std.	DR	110	12	8081N	8612N
DD 60 Series		DR 34SI Quad Mt., 110 Amp	DR	135	12	8092N	8613N
DD 60 Series		DR 34SI, Quad Mt., 135 Amp, Remote Sense	DR	135	12	8092N	8613N
DD 60 Series		DR 35SI HP, J-180 Mtg. 140 Amp, Repl. 33SI, High Temp Pkg.	DR	140	12	8607N	8612N
DD 60 Series		DR 35SI Quad Mt., Repl.34SI, #10 R Term, 110 Amp	DR	140	12	8608N	8613N
DD 60 Series		DR 35SI, J-180 Mt., (33SI Upgrade) 110 Amp, Std.	DR	140	12	8607N	8612N

ALTERNATORS AND GENERATORS

ENGINE	YEAR	APPLICATION	Mfg	Amp	Volt	PART NO.	OPT. NO.
Peterbilt (Cont'd)							
362 (Cont'd)							
DD 60 Series	1998-96	DR 35SI, J-180 Mtg, 135 Amp, Repl. 33SI, Std.	DR	140	12	8607N	8612N
DD 60 Series		DR 35SI, Quad Mt., Repl.34SI, 135 Amp	DR	140	12	8608N	8613N
DD 60 Series		DR 36SI, J-180 Mt. (33SI Upgrade) 170 Amp	DR	170	12	8612N	
DD 60 Series	1996-95	DR 36SI, Quad Mt., 170 Amp, Repl. 34SI	DR	170	12	8613N	
DD 60 Series	1995-94	Delco 21SI, 100 Amp	DR	130	12	7681N	7685N
DD 60 Series	1995-92	Delco 26SI, 85 Amp, w/Relay Terminal	DR	85	12	8066N	
DD 60 Series	1995-91	Bosch Replacement Unit, 160 Amp, 3 Mounting Ears	BO	160	12	12490N	12715N
DD 60 Series		Bosch Replacement Unit, 200 Amp	BO	200	12	12715N	
DD 60 Series		Delco 21SI, 130 Amp	DR	130	12	7681N	7685N
DD 60 Series		Delco 21SI, 145 Amp, 14.1 Vset	DR	145-160	12	7685N	8076N
DD 60 Series		Delco 21SI, 145 Amp, 14.5 Vset	DR	145-160	12	7685N-1	8076N
DD 60 Series		DR 30SI, 105 Amp, w/R Pin, w/o Transformer	DR	105	12	7940N	
DD 60 Series		Leece Neville 2500JB, 90 Amp	LN	130	12	7612N	7613N
DD 60 Series		Leece Neville 2600JB, 105 Amp	LN	130	12	7612N	7613N
DD 60 Series		Leece Neville 2700JB, 130 Amp	LN	130	12	7612N	7613N
DD 60 Series		Leece Neville 2805JB, 145 Amp	LN	160	12	7613N	7613N-LC
DD 60 Series		Leece Neville LC Series, 160 Amp, stator activated, 239 mm Rotor OAL	LN	160	12	7613N-LC	
DD 60 Series		Leece Neville, IR/EF, 160 Amp, trio activated, (235mm rotor OAL)	LN	160	12	7613N	7613N-LC
DD 60 Series		Motorola 8LHA, 130 Amp, Std. Regulator	LN	160	12	8329N	
DD 60 Series		Motorola 8LHA, 140 Amp, Std. Regulator	LN	160	12	8329N	
DD 60 Series	1993-91	Delco 25SI Alternator (1991)	DR	85	12	8066N	
DD 60 Series	1999	DR 34SI, Quad Pad Mtg., 135 Amp, Remote Sense	DR	140	12	8609N	8614N
DD 60 Series		DR 34SI, Quad Pad Mtg., 135 Amp, Road Gang Pkg.	DR	140	12	8609N	8614N
DD 60 Series		DR 35SI HP, Quad Pad Mt., 140 Amp, High Temp. Pkg.	DR	140	12	8609N	8614N
DD 60 Series		DR 35SI, Quad Pad Mt, 110 Amp Std.	DR	140	12	8609N	8614N
DD 60 Series		DR 35SI, Quad Pad Mt., 135 Amp, Remote Sense	DR	140	12	8609N	8614N
DD 60 Series		DR 35SI, Quad Pad Mt., 135 Amp, Road Gang Pkg.	DR	140	12	8609N	8614N
DD 60 Series		DR 35SI, Quad Pad Mt., 135 Amp, Std.	DR	140	12	8609N	8614N
DD 60 Series		DR36SI HP,Quad Pad Mt., 170 Amp, High Temp Pkg.	DR	170	12	8614N	
DD 60 Series		LN, 160 Amp, w/Lamp Driver Reg.	DR	170	12	8614N	
DD 60 Series		Std. DR 34SI, 110 Amp, Quad Pad Mt.	DR	140	12	8609N	8614N
DD 60 Series		Std. DR 34SI, 135 Amp, Quad Pad Mt.	DR	135	12	8096N	8614N
DD 6V-71	1993-92	Delco 26SI, 85 Amp, w/Relay Terminal	DR	85	12	8066N	
DD 6V-71	1993-91	Bosch Replacement Unit, 160 Amp, 3 Mounting Ears	BO	160	12	12490N	12715N
DD 6V-71		Bosch Replacement Unit, 200 Amp	BO	200	12	12715N	
DD 6V-71		Delco 21SI, 130 Amp	DR	130	12	7681N	7685N
DD 6V-71		Delco 21SI, 145 Amp, 14.1 Vset	DR	145-160	12	7685N	8076N
DD 6V-71		Delco 21SI, 145 Amp, 14.5 Vset	DR	145-160	12	7685N-1	8076N
DD 6V-71		Delco 25SI Alternator (1991)	DR	85	12	8066N	
DD 6V-71		DR 30SI, 105 Amp, w/R Pin, w/o Transformer	DR	105	12	7940N	
DD 6V-71		Leece Neville 2500JB, 90 Amp	LN	130	12	7612N	7613N
DD 6V-71		Leece Neville 2600JB, 105 Amp	LN	130	12	7612N	7613N
DD 6V-71		Leece Neville 2700JB, 130 Amp	LN	130	12	7612N	7613N
DD 6V-71		Leece Neville 2805JB, 145 Amp	LN	160	12	7613N	7613N-LC
DD 6V-71		Leece Neville LC Series, 160 Amp, stator activated, 239 mm Rotor OAL	LN	160	12	7613N-LC	
DD 6V-71		Leece Neville, IR/EF, 160 Amp, trio activated, (235mm rotor OAL)	LN	160	12	7613N	7613N-LC
DD 6V-71		Motorola 8LHA, 130 Amp, Std. Regulator	LN	160	12	8329N	
DD 6V-71		Motorola 8LHA, 140 Amp, Std. Regulator	LN	160	12	8329N	
372							
Caterpillar 3176	1995-94	Delco 21SI, 100 Amp	DR	130	12	7681N	7685N
Caterpillar 3176	1995-92	Delco 26SI, 85 Amp, w/Relay Terminal	DR	85	12	8066N	
Caterpillar 3176	1995-91	Bosch Replacement Unit, 160 Amp, 3 Mounting Ears	BO	160	12	12490N	12715N
Caterpillar 3176		Bosch Replacement Unit, 200 Amp	BO	200	12	12715N	
Caterpillar 3176		Delco 21SI, 130 Amp	DR	130	12	7681N	7685N
Caterpillar 3176		Delco 21SI, 145 Amp, 14.1 Vset	DR	145-160	12	7685N	8076N
Caterpillar 3176		Delco 21SI, 145 Amp, 14.5 Vset	DR	145-160	12	7685N-1	8076N
Caterpillar 3176		DR 30SI, 105 Amp, w/R Pin, w/o Transformer	DR	105	12	7940N	
Caterpillar 3176		Leece Neville 2500JB, 90 Amp	LN	130	12	7612N	7613N
Caterpillar 3176		Leece Neville 2600JB, 105 Amp	LN	130	12	7612N	7613N
Caterpillar 3176		Leece Neville 2700JB, 130 Amp	LN	130	12	7612N	7613N
Caterpillar 3176		Leece Neville 2805JB, 145 Amp	LN	160	12	7613N	7613N-LC

ALTERNATORS

ALTERNATORS AND GENERATORS

ENGINE	YEAR	APPLICATION	Mfg	Amp	Volt	PART NO.	OPT. NO.
Peterbilt (Cont'd)							
372 (Cont'd)							
Caterpillar 3176	1995-91	Leece Neville LC Series, 160 Amp, stator activated, 239 mm Rotor OAL	LN	160	12	7613N-LC	
Caterpillar 3176		Leece Neville, IR/EF, 160 Amp, trio activated, (235mm rotor OAL)	LN	160	12	7613N	7613N-LC
Caterpillar 3176		Motorola 8LHA, 130 Amp, Std. Regulator	LN	160	12	8329N	
Caterpillar 3176		Motorola 8LHA, 140 Amp, Std. Regulator	LN	160	12	8329N	
Caterpillar 3176	1993-91	Delco 25SI Alternator (1991)	DR	85	12	8066N	
Caterpillar 3406	1995-94	Delco 21SI, 100 Amp	DR	130	12	7681N	7685N
Caterpillar 3406	1995-92	Delco 26SI, 85 Amp, w/Relay Terminal	DR	85	12	8066N	
Caterpillar 3406	1995-91	Bosch Replacement Unit, 160 Amp, 3 Mounting Ears	BO	160	12	12490N	12715N
Caterpillar 3406		Bosch Replacement Unit, 200 Amp	BO	200	12	12715N	
Caterpillar 3406		Delco 21SI, 130 Amp	DR	130	12	7681N	7685N
Caterpillar 3406		Delco 21SI, 145 Amp, 14.1 Vset	DR	145-160	12	7685N	8076N
Caterpillar 3406		Delco 21SI, 145 Amp, 14.5 Vset	DR	145-160	12	7685N-1	8076N
Caterpillar 3406		DR 30SI, 105 Amp, w/R Pin, w/o Transformer	DR	105	12	7940N	
Caterpillar 3406		Leece Neville 2500JB, 90 Amp	LN	130	12	7612N	7613N
Caterpillar 3406		Leece Neville 2600JB, 105 Amp	LN	130	12	7612N	7613N
Caterpillar 3406		Leece Neville 2700JB, 130 Amp	LN	130	12	7612N	7613N
Caterpillar 3406		Leece Neville 2805JB, 145 Amp	LN	160	12	7613N	7613N-LC
Caterpillar 3406		Leece Neville LC Series, 160 Amp, stator activated, 239 mm Rotor OAL	LN	160	12	7613N-LC	
Caterpillar 3406		Leece Neville, IR/EF, 160 Amp, trio activated, (235mm rotor OAL)	LN	160	12	7613N	7613N-LC
Caterpillar 3406		Motorola 8LHA, 130 Amp, Std. Regulator	LN	160	12	8329N	
Caterpillar 3406		Motorola 8LHA, 140 Amp, Std. Regulator	LN	160	12	8329N	
Caterpillar 3406	1993-91	Delco 25SI Alternator (1991)	DR	85	12	8066N	
Cummins N14	1995-92	Delco 26SI, 85 Amp, w/Relay Terminal	DR	85	12	8066N	
Cummins N14	1995-91	Bosch Replacement Unit, 160 Amp, 3 Mounting Ears	BO	160	12	12490N	12715N
Cummins N14		Bosch Replacement Unit, 200 Amp	BO	200	12	12715N	
Cummins N14		Delco 21SI, 130 Amp	DR	130	12	7681N	7685N
Cummins N14		Delco 21SI, 145 Amp, 14.1 Vset	DR	145-160	12	7685N	8076N
Cummins N14		Delco 21SI, 145 Amp, 14.5 Vset	DR	145-160	12	7685N-1	8076N
Cummins N14		DR 30SI, 105 Amp, w/R Pin, w/o Transformer	DR	105	12	7940N	
Cummins N14		Leece Neville 2500JB, 90 Amp	LN	130	12	7612N	7613N
Cummins N14		Leece Neville 2600JB, 105 Amp	LN	130	12	7612N	7613N
Cummins N14		Leece Neville 2700JB, 130 Amp	LN	130	12	7612N	7613N
Cummins N14		Leece Neville 2805JB, 145 Amp	LN	160	12	7613N	7613N-LC
Cummins N14		Leece Neville LC Series, 160 Amp, stator activated, 239 mm Rotor OAL	LN	160	12	7613N-LC	
Cummins N14		Leece Neville, IR/EF, 160 Amp, trio activated, (235mm rotor OAL)	LN	160	12	7613N	7613N-LC
Cummins N14		Motorola 8LHA, 130 Amp, Std. Regulator	LN	160	12	8329N	
Cummins N14		Motorola 8LHA, 140 Amp, Std. Regulator	LN	160	12	8329N	
Cummins N14	1994-91	Delco 25SI Alternator (1991)	DR	85	12	8066N	
Cummins N14	1995	Delco 21SI, 100 Amp	DR	130	12	7681N	7685N
DD 60 Series	1995-94	Delco 21SI, 100 Amp	DR	130	12	7681N	7685N
DD 60 Series	1995-92	Delco 26SI, 85 Amp, w/Relay Terminal	DR	85	12	8066N	
DD 60 Series	1995-91	Bosch Replacement Unit, 160 Amp, 3 Mounting Ears	BO	160	12	12490N	12715N
DD 60 Series		Bosch Replacement Unit, 200 Amp	BO	200	12	12715N	
DD 60 Series		Delco 21SI, 130 Amp	DR	130	12	7681N	7685N
DD 60 Series		Delco 21SI, 145 Amp, 14.1 Vset	DR	145-160	12	7685N	8076N
DD 60 Series		Delco 21SI, 145 Amp, 14.5 Vset	DR	145-160	12	7685N-1	8076N
DD 60 Series		DR 30SI, 105 Amp, w/R Pin, w/o Transformer	DR	105	12	7940N	
DD 60 Series		Leece Neville 2500JB, 90 Amp	LN	130	12	7612N	7613N
DD 60 Series		Leece Neville 2600JB, 105 Amp	LN	130	12	7612N	7613N
DD 60 Series		Leece Neville 2700JB, 130 Amp	LN	130	12	7612N	7613N
DD 60 Series		Leece Neville 2805JB, 145 Amp	LN	160	12	7613N	7613N-LC
DD 60 Series		Leece Neville LC Series, 160 Amp, stator activated, 239 mm Rotor OAL	LN	160	12	7613N-LC	
DD 60 Series		Leece Neville, IR/EF, 160 Amp, trio activated, (235mm rotor OAL)	LN	160	12	7613N	7613N-LC
DD 60 Series		Motorola 8LHA, 130 Amp, Std. Regulator	LN	160	12	8329N	
DD 60 Series		Motorola 8LHA, 140 Amp, Std. Regulator	LN	160	12	8329N	
DD 60 Series	1993-91	Delco 25SI Alternator (1991)	DR	85	12	8066N	
DD 6V-71	1993-92	Delco 26SI, 85 Amp, w/Relay Terminal	DR	85	12	8066N	
DD 6V-71	1993-91	Bosch Replacement Unit, 160 Amp, 3 Mounting Ears	BO	160	12	12490N	12715N

ALTERNATORS AND GENERATORS

ENGINE	YEAR	APPLICATION	Mfg	Amp	Volt	PART NO.	OPT. NO.		
Peterbilt (Cont'd)									
372 (Cont'd)									
DD 6V-71	1993-91	Bosch Replacement Unit, 200 Amp	BO	200	12	12715N			
DD 6V-71		Delco 21SI, 130 Amp	DR	130	12	7681N	7685N		
DD 6V-71		Delco 21SI, 145 Amp, 14.1 Vset	DR	145-160	12	7685N	8076N		
DD 6V-71		Delco 21SI, 145 Amp, 14.5 Vset	DR	145-160	12	7685N-1	8076N		
DD 6V-71		Delco 25SI Alternator (1991)	DR	85	12	8066N			
DD 6V-71		DR 30SI, 105 Amp, w/R Pin, w/o Transformer	DR	105	12	7940N			
DD 6V-71		Leece Neville 2500JB, 90 Amp	LN	130	12	7612N	7613N		
DD 6V-71		Leece Neville 2600JB, 105 Amp	LN	130	12	7612N	7613N		
DD 6V-71		Leece Neville 2700JB, 130 Amp	LN	130	12	7612N	7613N		
DD 6V-71		Leece Neville 2805JB, 145 Amp	LN	160	12	7613N	7613N-LC		
DD 6V-71		Leece Neville LC Series, 160 Amp, stator activated, 239 mm Rotor OAL	LN	160	12	7613N-LC			
DD 6V-71		Leece Neville, IR/EF, 160 Amp, trio activated, (235mm rotor OAL)	LN	160	12	7613N	7613N-LC		
DD 6V-71		Motorola 8LHA, 130 Amp, Std. Regulator	LN	160	12	8329N			
DD 6V-71		Motorola 8LHA, 140 Amp, Std. Regulator	LN	160	12	8329N			
375									
Caterpillar 3126	2001-96	Bosch Replacement Unit, 160 Amp, 3 Mounting Ears	BO	160	12	12490N	12715N		
Caterpillar 3126		Bosch Replacement Unit, 200 Amp	BO	200	12	12715N			
Caterpillar 3126		DR 22SI J-180 Mt., 130 Amp, 14.1 Vset	DR	145	12	8078N	7685N		
Caterpillar 3126		DR 22SI J-180 Mt., 130-145 Amp, 14.5 Vset	DR	145	12	8078N-1	7685N		
Caterpillar 3126		DR 22SI J-180 Mt., 145 Amp, 14.1 Vset	DR	145	12	8078N	7685N		
Caterpillar 3126		Leece Neville 2500JB, 90 Amp	LN	130	12	7612N	7613N		
Caterpillar 3126		Leece Neville 2600JB, 105 Amp	LN	130	12	7612N	7613N		
Caterpillar 3126		Leece Neville 2700JB, 130 Amp	LN	130	12	7612N	7613N		
Caterpillar 3126		Leece Neville 2805JB, 145 Amp	LN	160	12	7613N	7613N-LC		
Caterpillar 3126		Leece Neville LC Series, 160 Amp, stator activated, 239 mm Rotor OAL	LN	160	12	7613N-LC			
Caterpillar 3126		Leece Neville, IR/EF, 160 Amp, trio activated, (235mm rotor OAL)	LN	160	12	7613N	7613N-LC		
Caterpillar 3126		Motorola 8LHA, 130 Amp, Std. Regulator	LN	160	12	8329N			
Caterpillar 3126		Motorola 8LHA, 140 Amp, Std. Regulator	LN	160	12	8329N			
Caterpillar 3126		Opt. Serv. Repl., DR 24SI, J180 Mt., 160 Amp	DR	160	12	8718N			
Caterpillar 3176		DR 22SI J-180 Mt., 130 Amp, 14.1 Vset	DR	145	12	8078N	7685N		
Caterpillar 3176	DR 22SI J-180 Mt., 130-145 Amp, 14.5 Vset	DR	145	12	8078N-1	7685N			
Caterpillar 3176	DR 22SI J-180 Mt., 145 Amp, 14.1 Vset	DR	145	12	8078N	7685N			
Caterpillar 3176	DR 33SI, J-180 Mt., #10 R Term., 135 Amp, Std.	DR	135	12	8083N	8612N			
Caterpillar 3176	DR 33SI, J-180 Mt., 135 Amp, Road Gang Pkg.	DR	140	12	8607N	8612N			
Caterpillar 3176	DR 33SI, J-180Mt., #10 R Term, 110 Amp, Std.	DR	110	12	8081N	8612N			
Caterpillar 3176	DR 35SI HP, J-180 Mtg. 140 Amp, Repl. 33SI, High Temp Pkg. .	DR	140	12	8607N	8612N			
Caterpillar 3176	DR 35SI, J-180 Mt., (33SI Upgrade) 110 Amp, Std.	DR	140	12	8607N	8612N			
Caterpillar 3176	DR 35SI, J-180 Mtg, 135 Amp, Repl. 33SI, Std.	DR	140	12	8607N	8612N			
Caterpillar 3176	DR 35SI, J-180 Mtg. 135 Amp, Repl. 33SI, Road Gang Pkg.	DR	140	12	8607N	8612N			
Caterpillar 3176	DR 36SI, J-180 Mt. (33SI Upgrade) 170 Amp	DR	170	12	8612N				
Caterpillar 3176	Opt. Serv. Repl., DR 24SI, J180 Mt., 160 Amp	DR	160	12	8718N				
Caterpillar 3176	2001-91	Bosch Replacement Unit, 160 Amp, 3 Mounting Ears	BO	160	12	12490N	12715N		
Caterpillar 3176		Bosch Replacement Unit, 200 Amp	BO	200	12	12715N			
Caterpillar 3176		Leece Neville 2500JB, 90 Amp	LN	130	12	7612N	7613N		
Caterpillar 3176		Leece Neville 2600JB, 105 Amp	LN	130	12	7612N	7613N		
Caterpillar 3176		Leece Neville 2700JB, 130 Amp	LN	130	12	7612N	7613N		
Caterpillar 3176		Leece Neville 2805JB, 145 Amp	LN	160	12	7613N	7613N-LC		
Caterpillar 3176		Leece Neville LC Series, 160 Amp, stator activated, 239 mm Rotor OAL	LN	160	12	7613N-LC			
Caterpillar 3176		Leece Neville, IR/EF, 160 Amp, trio activated, (235mm rotor OAL)	LN	160	12	7613N	7613N-LC		
Caterpillar 3176		Motorola 8LHA, 130 Amp, Std. Regulator	LN	160	12	8329N			
Caterpillar 3176		Motorola 8LHA, 140 Amp, Std. Regulator	LN	160	12	8329N			
Caterpillar 3176		1995-94	Delco 21SI, 100 Amp	DR	130	12	7681N	7685N	
Caterpillar 3176			1995-92	Delco 26SI, 85 Amp, w/Relay Terminal	DR	85	12	8066N	
Caterpillar 3176				1995-91	Delco 21SI, 130 Amp	DR	130	12	7681N
Caterpillar 3176		1995-91	Delco 21SI, 145 Amp, 14.1 Vset	DR	145-160	12	7685N	8076N	
Caterpillar 3176			Delco 21SI, 145 Amp, 14.5 Vset	DR	145-160	12	7685N-1	8076N	
Caterpillar 3176	DR 30SI, 105 Amp, w/R Pin, w/o Transformer		DR	105	12	7940N			
Caterpillar 3176	1993-91	Delco 25SI Alternator (1991)	DR	85	12	8066N			
Caterpillar 3306	2001-96	DR 22SI J-180 Mt., 130 Amp, 14.1 Vset	DR	145	12	8078N	7685N		

ALTERNATORS

ALTERNATORS AND GENERATORS

ENGINE	YEAR	APPLICATION	Mfg	Amp	Volt	PART NO.	OPT. NO.	
Peterbilt (Cont'd)								
375 (Cont'd)								
Caterpillar 3306	2001-96	DR 22SI J-180 Mt., 130-145 Amp, 14.5 Vset	DR	145	12	8078N-1	7685N	
Caterpillar 3306		DR 22SI J-180 Mt., 145 Amp, 14.1 Vset	DR	145	12	8078N	7685N	
Caterpillar 3306		DR 33SI, J-180 Mt., #10 R Term., 135 Amp, Std.	DR	135	12	8083N	8612N	
Caterpillar 3306		DR 33SI, J-180 Mt., 135 Amp, Road Gang Pkg.	DR	140	12	8607N	8612N	
Caterpillar 3306		DR 33SI, J-180Mt., #10 R Term, 110 Amp, Std.	DR	110	12	8081N	8612N	
Caterpillar 3306		DR 35SI HP, J-180 Mtg. 140 Amp, Repl. 33SI, High Temp Pkg. .	DR	140	12	8607N	8612N	
Caterpillar 3306		DR 35SI, J-180 Mt., (33SI Upgrade) 110 Amp, Std.	DR	140	12	8607N	8612N	
Caterpillar 3306		DR 35SI, J-180 Mtg, 135 Amp, Repl. 33SI, Std.	DR	140	12	8607N	8612N	
Caterpillar 3306		DR 35SI, J-180 Mtg. 135 Amp, Repl. 33SI, Road Gang Pkg.	DR	140	12	8607N	8612N	
Caterpillar 3306		DR 36SI, J-180 Mt. (33SI Upgrade) 170 Amp	DR	170	12	8612N		
Caterpillar 3306		Opt. Serv. Repl., DR 24SI, J180 Mt., 160 Amp	DR	160	12	8718N		
Caterpillar 3306		2001-91	Leece Neville 2700JB, 130 Amp	LN	130	12	7612N	7613N
Caterpillar 3306			Leece Neville 2805JB, 145 Amp	LN	160	12	7613N	7613N-LC
Caterpillar 3306			Leece Neville LC Series, 160 Amp, stator activated, 239 mm Rotor OAL	LN	160	12	7613N-LC	
Caterpillar 3306		Leece Neville, IR/EF, 160 Amp, trio activated, (235mm rotor OAL)	LN	160	12	7613N	7613N-LC	
Caterpillar 3306		Motorola 8LHA, 130 Amp, Std. Regulator	LN	160	12	8329N		
Caterpillar 3306		Motorola 8LHA, 140 Amp, Std. Regulator	LN	160	12	8329N		
Caterpillar 3306	2001-86	Bosch Replacement Unit, 160 Amp, 3 Mounting Ears	BO	160	12	12490N	12715N	
Caterpillar 3306		Bosch Replacement Unit, 200 Amp	BO	200	12	12715N		
Caterpillar 3306		Leece Neville 2500JB, 90 Amp	LN	130	12	7612N	7613N	
Caterpillar 3306		Leece Neville 2600JB, 105 Amp	LN	130	12	7612N	7613N	
Caterpillar 3306	1995-94	Delco 21SI, 100 Amp	DR	130	12	7681N	7685N	
Caterpillar 3306	1995-92	Delco 26SI, 85 Amp, w/Relay Terminal	DR	85	12	8066N		
Caterpillar 3306	1995-91	Delco 21SI, 130 Amp	DR	130	12	7681N	7685N	
Caterpillar 3306		Delco 21SI, 145 Amp, 14.1 Vset	DR	145-160	12	7685N	8076N	
Caterpillar 3306		Delco 21SI, 145 Amp, 14.5 Vset	DR	145-160	12	7685N-1	8076N	
Caterpillar 3306	1995-86	DR 30SI, 105 Amp, w/R Pin, w/o Transformer	DR	105	12	7940N		
Caterpillar 3306	1993-91	Delco 25SI Alternator (1991)	DR	85	12	8066N		
Caterpillar 3306	1990-86	30SI Delco, 90 Amp, w/o Transformer	DR	90	12	7262N		
Caterpillar 3306		30SI Delco, 90 Amp, w/Transformer	DR	90	12	7256N		
Caterpillar 3306		Delco 25SI Alternator	DR	85	12	8066N		
Caterpillar 3306		Delco 25SI Alternator (1986)	DR	75	12	7255N	8066N	
Caterpillar 3306		Motorola Loadhandler	LN	160	12	8329N		
Caterpillar C-10	2001-98	DR 22SI J-180 Mt., 130 Amp, 14.1 Vset	DR	145	12	8078N	7685N	
Caterpillar C-10		DR 22SI J-180 Mt., 130-145 Amp, 14.5 Vset	DR	145	12	8078N-1	7685N	
Caterpillar C-10		DR 22SI J-180 Mt., 145 Amp, 14.1 Vset	DR	145	12	8078N	7685N	
Caterpillar C-10		DR 33SI, J-180 Mt., #10 R Term., 135 Amp, Std.	DR	135	12	8083N	8612N	
Caterpillar C-10		DR 33SI, J-180 Mt., 135 Amp, Road Gang Pkg.	DR	140	12	8607N	8612N	
Caterpillar C-10		DR 33SI, J-180Mt., #10 R Term, 110 Amp, Std.	DR	110	12	8081N	8612N	
Caterpillar C-10		DR 35SI HP, J-180 Mtg. 140 Amp, Repl. 33SI, High Temp Pkg. .	DR	140	12	8607N	8612N	
Caterpillar C-10		DR 35SI, J-180 Mt., (33SI Upgrade) 110 Amp, Std.	DR	140	12	8607N	8612N	
Caterpillar C-10		DR 35SI, J-180 Mtg, 135 Amp, Repl. 33SI, Std.	DR	140	12	8607N	8612N	
Caterpillar C-10		DR 35SI, J-180 Mtg. 135 Amp, Repl. 33SI, Road Gang Pkg.	DR	140	12	8607N	8612N	
Caterpillar C-10		DR 36SI, J-180 Mt. (33SI Upgrade) 170 Amp	DR	170	12	8612N		
Caterpillar C-10		Opt. Serv. Repl., DR 24SI, J180 Mt., 160 Amp	DR	160	12	8718N		
Caterpillar C-10		2001-97	Bosch Replacement Unit, 160 Amp, 3 Mounting Ears	BO	160	12	12490N	12715N
Caterpillar C-10			Bosch Replacement Unit, 200 Amp	BO	200	12	12715N	
Caterpillar C-10		Leece Neville 2500JB, 90 Amp	LN	130	12	7612N	7613N	
Caterpillar C-10		Leece Neville 2600JB, 105 Amp	LN	130	12	7612N	7613N	
Caterpillar C-10		Leece Neville 2700JB, 130 Amp	LN	130	12	7612N	7613N	
Caterpillar C-10		Leece Neville 2805JB, 145 Amp	LN	160	12	7613N	7613N-LC	
Caterpillar C-10		Leece Neville LC Series, 160 Amp, stator activated, 239 mm Rotor OAL	LN	160	12	7613N-LC		
Caterpillar C-10		Leece Neville, IR/EF, 160 Amp, trio activated, (235mm rotor OAL)	LN	160	12	7613N	7613N-LC	
Caterpillar C-10		Motorola 8LHA, 130 Amp, Std. Regulator	LN	160	12	8329N		
Caterpillar C-10		Motorola 8LHA, 140 Amp, Std. Regulator	LN	160	12	8329N		
Caterpillar C-10	1997	Delco 21SI, 100 Amp	DR	130	12	7681N	7685N	
Caterpillar C-10		Delco 21SI, 130 Amp	DR	130	12	7681N	7685N	
Caterpillar C-10		Delco 21SI, 145 Amp, 14.1 Vset	DR	145-160	12	7685N	8076N	
Caterpillar C-10		Delco 21SI, 145 Amp, 14.5 Vset	DR	145-160	12	7685N-1	8076N	
Caterpillar C-10		Delco 26SI, 85 Amp, w/Relay Terminal	DR	85	12	8066N		
Caterpillar C-10		DR 30SI, 105 Amp, w/R Pin, w/o Transformer	DR	105	12	7940N		
Caterpillar C-12	2001-98	DR 22SI J-180 Mt., 130 Amp, 14.1 Vset	DR	145	12	8078N	7685N	

ALTERNATORS AND GENERATORS

ENGINE	YEAR	APPLICATION	Mfg	Amp	Volt	PART NO.	OPT. NO.	
Peterbilt (Cont'd)								
375 (Cont'd)								
Caterpillar C-12	2001-98	DR 22SI J-180 Mt., 130-145 Amp, 14.5 Vset	DR	145	12	8078N-1	7685N	
Caterpillar C-12		DR 22SI J-180 Mt., 145 Amp, 14.1 Vset	DR	145	12	8078N	7685N	
Caterpillar C-12		DR 33SI, J-180 Mt., #10 R Term., 135 Amp, Std.	DR	135	12	8083N	8612N	
Caterpillar C-12		DR 33SI, J-180 Mt., 135 Amp, Road Gang Pkg.	DR	140	12	8607N	8612N	
Caterpillar C-12		DR 33SI, J-180Mt., #10 R Term, 110 Amp, Std.	DR	110	12	8081N	8612N	
Caterpillar C-12		DR 35SI HP, J-180 Mtg. 140 Amp, Repl. 33SI, High Temp Pkg. .	DR	140	12	8607N	8612N	
Caterpillar C-12		DR 35SI, J-180 Mt., (33SI Upgrade) 110 Amp, Std.	DR	140	12	8607N	8612N	
Caterpillar C-12		DR 35SI, J-180 Mtg, 135 Amp, Repl. 33SI, Std.	DR	140	12	8607N	8612N	
Caterpillar C-12		DR 35SI, J-180 Mtg. 135 Amp, Repl. 33SI, Road Gang Pkg.	DR	140	12	8607N	8612N	
Caterpillar C-12		DR 36SI, J-180 Mt. (33SI Upgrade) 170 Amp	DR	170	12	8612N		
Caterpillar C-12		Opt. Serv. Repl., DR 24SI, J180 Mt., 160 Amp	DR	160	12	8718N		
Caterpillar C-12		2001-97	Bosch Replacement Unit, 160 Amp, 3 Mounting Ears	BO	160	12	12490N	12715N
Caterpillar C-12	Bosch Replacement Unit, 200 Amp		BO	200	12	12715N		
Caterpillar C-12	Leece Neville 2500JB, 90 Amp		LN	130	12	7612N	7613N	
Caterpillar C-12	Leece Neville 2600JB, 105 Amp		LN	130	12	7612N	7613N	
Caterpillar C-12	Leece Neville 2700JB, 130 Amp		LN	130	12	7612N	7613N	
Caterpillar C-12	Leece Neville 2805JB, 145 Amp		LN	160	12	7613N	7613N-LC	
Caterpillar C-12	Leece Neville LC Series, 160 Amp, stator activated, 239 mm Rotor OAL		LN	160	12	7613N-LC		
Caterpillar C-12	Leece Neville, IR/EF, 160 Amp, trio activated, (235mm rotor OAL)		LN	160	12	7613N	7613N-LC	
Caterpillar C-12	Motorola 8LHA, 130 Amp, Std. Regulator		LN	160	12	8329N		
Caterpillar C-12	Motorola 8LHA, 140 Amp, Std. Regulator		LN	160	12	8329N		
Caterpillar C-12	1997		Delco 21SI, 100 Amp	DR	130	12	7681N	7685N
Caterpillar C-12			Delco 21SI, 130 Amp	DR	130	12	7681N	7685N
Caterpillar C-12		Delco 21SI, 145 Amp, 14.1 Vset	DR	145-160	12	7685N	8076N	
Caterpillar C-12		Delco 21SI, 145 Amp, 14.5 Vset	DR	145-160	12	7685N-1	8076N	
Caterpillar C-12		Delco 26SI, 85 Amp, w/Relay Terminal	DR	85	12	8066N		
Caterpillar C-12		DR 30SI, 105 Amp, w/R Pin, w/o Transformer	DR	105	12	7940N		
Caterpillar C-15	2001-98	Bosch Replacement Unit, 160 Amp, 3 Mounting Ears	BO	160	12	12490N	12715N	
Caterpillar C-15		Bosch Replacement Unit, 200 Amp	BO	200	12	12715N		
Caterpillar C-15		DR 22SI J-180 Mt., 130 Amp, 14.1 Vset	DR	145	12	8078N	7685N	
Caterpillar C-15		DR 22SI J-180 Mt., 130-145 Amp, 14.5 Vset	DR	145	12	8078N-1	7685N	
Caterpillar C-15		DR 22SI J-180 Mt., 145 Amp, 14.1 Vset	DR	145	12	8078N	7685N	
Caterpillar C-15		DR 33SI, J-180 Mt., #10 R Term., 135 Amp, Std.	DR	135	12	8083N	8612N	
Caterpillar C-15		DR 33SI, J-180 Mt., 135 Amp, Road Gang Pkg.	DR	140	12	8607N	8612N	
Caterpillar C-15		DR 33SI, J-180Mt., #10 R Term, 110 Amp, Std.	DR	110	12	8081N	8612N	
Caterpillar C-15		DR 35SI HP, J-180 Mtg. 140 Amp, Repl. 33SI, High Temp Pkg. .	DR	140	12	8607N	8612N	
Caterpillar C-15		DR 35SI, J-180 Mt., (33SI Upgrade) 110 Amp, Std.	DR	140	12	8607N	8612N	
Caterpillar C-15		DR 35SI, J-180 Mtg, 135 Amp, Repl. 33SI, Std.	DR	140	12	8607N	8612N	
Caterpillar C-15		DR 35SI, J-180 Mtg. 135 Amp, Repl. 33SI, Road Gang Pkg.	DR	140	12	8607N	8612N	
Caterpillar C-15	DR 36SI, J-180 Mt. (33SI Upgrade) 170 Amp	DR	170	12	8612N			
Caterpillar C-15	Leece Neville 2500JB, 90 Amp	LN	130	12	7612N	7613N		
Caterpillar C-15	Leece Neville 2600JB, 105 Amp	LN	130	12	7612N	7613N		
Caterpillar C-15	Leece Neville 2700JB, 130 Amp	LN	130	12	7612N	7613N		
Caterpillar C-15	Leece Neville 2805JB, 145 Amp	LN	160	12	7613N	7613N-LC		
Caterpillar C-15	Leece Neville LC Series, 160 Amp, stator activated, 239 mm Rotor OAL	LN	160	12	7613N-LC			
Caterpillar C-15	Leece Neville, IR/EF, 160 Amp, trio activated, (235mm rotor OAL)	LN	160	12	7613N	7613N-LC		
Caterpillar C-15	Motorola 8LHA, 130 Amp, Std. Regulator	LN	160	12	8329N			
Caterpillar C-15	Motorola 8LHA, 140 Amp, Std. Regulator	LN	160	12	8329N			
Caterpillar C-15	Opt. Serv. Repl., DR 24SI, J180 Mt., 160 Amp	DR	160	12	8718N			
Cummins 8.3L ISC	1999-98	DR 22SI J-180 Mt., 130 Amp, 14.1 Vset	DR	145	12	8078N	7685N	
Cummins 8.3L ISC		DR 22SI J-180 Mt., 130-145 Amp, 14.5 Vset	DR	145	12	8078N-1	7685N	
Cummins 8.3L ISC		DR 22SI J-180 Mt., 145 Amp, 14.1 Vset	DR	145	12	8078N	7685N	
Cummins 8.3L ISC		DR 33SI, J-180 Mt., #10 R Term., 135 Amp, Std.	DR	135	12	8083N	8612N	
Cummins 8.3L ISC		DR 33SI, J-180Mt., #10 R Term, 110 Amp, Std.	DR	110	12	8081N	8612N	
Cummins 8.3L ISC		Opt. Serv. Repl., DR 24SI, J180 Mt., 160 Amp	DR	160	12	8718N		
Cummins 8.3L ISC	1999-91	Bosch Replacement Unit, 160 Amp, 3 Mounting Ears	BO	160	12	12490N	12715N	
Cummins 8.3L ISC		Bosch Replacement Unit, 200 Amp	BO	200	12	12715N		
Cummins 8.3L ISC		Leece Neville 2500JB, 90 Amp	LN	130	12	7612N	7613N	
Cummins 8.3L ISC		Leece Neville 2600JB, 105 Amp	LN	130	12	7612N	7613N	
Cummins 8.3L ISC		Leece Neville 2700JB, 130 Amp	LN	130	12	7612N	7613N	
Cummins 8.3L ISC		Leece Neville 2805JB, 145 Amp	LN	160	12	7613N	7613N-LC	

ALTERNATORS

ALTERNATORS AND GENERATORS

ENGINE	YEAR	APPLICATION	Mfg	Amp	Volt	PART NO.	OPT. NO.
Peterbilt (Cont'd)							
375 (Cont'd)							
Cummins 8.3L ISC	1999-91	Leece Neville LC Series, 160 Amp, stator activated, 239 mm Rotor OAL	LN	160	12	7613N-LC	
Cummins 8.3L ISC		Leece Neville, IR/EF, 160 Amp, trio activated, (235mm rotor OAL)	LN	160	12	7613N	7613N-LC
Cummins 8.3L ISC		Motorola 8LHA, 130 Amp, Std. Regulator	LN	160	12	8329N	
Cummins 8.3L ISC		Motorola 8LHA, 140 Amp, Std. Regulator	LN	160	12	8329N	
Cummins 8.3L ISC	1997-95	Delco 21SI, 100 Amp	DR	130	12	7681N	7685N
Cummins 8.3L ISC	1997-92	Delco 26SI, 85 Amp, w/Relay Terminal	DR	85	12	8066N	
Cummins 8.3L ISC	1997-91	Delco 21SI, 130 Amp	DR	130	12	7681N	7685N
Cummins 8.3L ISC		Delco 21SI, 145 Amp, 14.1 Vset	DR	145-160	12	7685N	8076N
Cummins 8.3L ISC		Delco 21SI, 145 Amp, 14.5 Vset	DR	145-160	12	7685N-1	8076N
Cummins 8.3L ISC		DR 30SI, 105 Amp, w/R Pin, w/o Transformer	DR	105	12	7940N	
Cummins 8.3L ISC	1994-91	Delco 25SI Alternator (1991)	DR	85	12	8066N	
Cummins L-10	1993-92	Delco 26SI, 85 Amp, w/Relay Terminal	DR	85	12	8066N	
Cummins L-10	1993-91	Bosch Replacement Unit, 160 Amp, 3 Mounting Ears	BO	160	12	12490N	12715N
Cummins L-10		Bosch Replacement Unit, 200 Amp	BO	200	12	12715N	
Cummins L-10		Delco 21SI, 130 Amp	DR	130	12	7681N	7685N
Cummins L-10		Delco 21SI, 145 Amp, 14.1 Vset	DR	145-160	12	7685N	8076N
Cummins L-10		Delco 21SI, 145 Amp, 14.5 Vset	DR	145-160	12	7685N-1	8076N
Cummins L-10		Delco 25SI Alternator (1991)	DR	85	12	8066N	
Cummins L-10		DR 30SI, 105 Amp, w/R Pin, w/o Transformer	DR	105	12	7940N	
Cummins L-10		Leece Neville 2500JB, 90 Amp	LN	130	12	7612N	7613N
Cummins L-10		Leece Neville 2600JB, 105 Amp	LN	130	12	7612N	7613N
Cummins L-10		Leece Neville 2700JB, 130 Amp	LN	130	12	7612N	7613N
Cummins L-10		Leece Neville 2805JB, 145 Amp	LN	160	12	7613N	7613N-LC
Cummins L-10		Leece Neville LC Series, 160 Amp, stator activated, 239 mm Rotor OAL	LN	160	12	7613N-LC	
Cummins L-10		Leece Neville, IR/EF, 160 Amp, trio activated, (235mm rotor OAL)	LN	160	12	7613N	7613N-LC
Cummins L-10		Motorola 8LHA, 130 Amp, Std. Regulator	LN	160	12	8329N	
Cummins L-10		Motorola 8LHA, 140 Amp, Std. Regulator	LN	160	12	8329N	
Cummins M11	1999-96	DR 22SI J-180 Mt., 130 Amp, 14.1 Vset	DR	145	12	8078N	7685N
Cummins M11		DR 22SI J-180 Mt., 130-145 Amp, 14.5 Vset	DR	145	12	8078N-1	7685N
Cummins M11		DR 22SI J-180 Mt., 145 Amp, 14.1 Vset	DR	145	12	8078N	7685N
Cummins M11		DR 33SI, J-180 Mt., #10 R Term., 135 Amp, Std.	DR	135	12	8083N	8612N
Cummins M11		DR 33SI, J-180Mt., #10 R Term., 110 Amp, Std.	DR	110	12	8081N	8612N
Cummins M11		Opt. Serv. Repl., DR 24SI, J180 Mt., 160 Amp	DR	160	12	8718N	
Cummins M11	1999-93	Bosch Replacement Unit, 160 Amp, 3 Mounting Ears	BO	160	12	12490N	12715N
Cummins M11		Bosch Replacement Unit, 200 Amp	BO	200	12	12715N	
Cummins M11		Leece Neville 2500JB, 90 Amp	LN	130	12	7612N	7613N
Cummins M11		Leece Neville 2600JB, 105 Amp	LN	130	12	7612N	7613N
Cummins M11		Leece Neville 2700JB, 130 Amp	LN	130	12	7612N	7613N
Cummins M11		Leece Neville 2805JB, 145 Amp	LN	160	12	7613N	7613N-LC
Cummins M11		Leece Neville LC Series, 160 Amp, stator activated, 239 mm Rotor OAL	LN	160	12	7613N-LC	
Cummins M11		Leece Neville, IR/EF, 160 Amp, trio activated, (235mm rotor OAL)	LN	160	12	7613N	7613N-LC
Cummins M11		Motorola 8LHA, 130 Amp, Std. Regulator	LN	160	12	8329N	
Cummins M11		Motorola 8LHA, 140 Amp, Std. Regulator	LN	160	12	8329N	
Cummins M11	1995-93	Delco 21SI, 100 Amp	DR	130	12	7681N	7685N
Cummins M11		Delco 21SI, 130 Amp	DR	130	12	7681N	7685N
Cummins M11		Delco 21SI, 145 Amp, 14.1 Vset	DR	145-160	12	7685N	8076N
Cummins M11		Delco 21SI, 145 Amp, 14.5 Vset	DR	145-160	12	7685N-1	8076N
Cummins M11		Delco 26SI, 85 Amp, w/Relay Terminal	DR	85	12	8066N	
Cummins M11		DR 30SI, 105 Amp, w/R Pin, w/o Transformer	DR	105	12	7940N	
Cummins N14	1999-98	Delco 34SI, Quad Mt., 110 Amp, Std.	DR	135	12	8092N	8613N
Cummins N14		Delco 34SI, Quad Mt., 135 Amp	DR	135	12	8092N	8613N
Cummins N14		DR 22SI J-180 Mt., 130 Amp, 14.1 Vset	DR	145	12	8078N	7685N
Cummins N14		DR 22SI J-180 Mt., 130-145 Amp, 14.5 Vset	DR	145	12	8078N-1	7685N
Cummins N14		DR 22SI J-180 Mt., 145 Amp, 14.1 Vset	DR	145	12	8078N	7685N
Cummins N14		DR 35SI Quad Mt., Repl.34SI, R Pin, 110 Amp	DR	140	12	8608N	8613N
Cummins N14		DR 35SI, J-180 Mtg, 110 Amp, Repl. 33SI	DR	140	12	8607N	8612N
Cummins N14		DR 35SI, J-180 Mtg, 135 Amp, Repl. 33SI	DR	140	12	8607N	8612N
Cummins N14		DR 35SI, Quad Mt., Repl.34SI, 135 Amp	DR	140	12	8608N	8613N
Cummins N14		Opt. Serv. Repl., DR 24SI, J180 Mt., 160 Amp	DR	160	12	8718N	
Cummins N14		Std. DR 33SI, J-180 Mt., 135 Amp, w/Relay Pin	DR	135	12	8083N	8612N

ALTERNATORS AND GENERATORS

ENGINE	YEAR	APPLICATION	Mfg	Amp	Volt	PART NO.	OPT. NO.
Peterbilt (Cont'd)							
375 (Cont'd)							
Cummins N14	1999-98	Std. DR 33SI, J-180Mt., 110 Amp, w/Relay Pin	DR	110	12	8081N	8612N
Cummins N14	1999-91	Bosch Replacement Unit, 160 Amp, 3 Mounting Ears	BO	160	12	12490N	12715N
Cummins N14		Bosch Replacement Unit, 200 Amp	BO	200	12	12715N	
Cummins N14		Leece Neville 2500JB, 90 Amp	LN	130	12	7612N	7613N
Cummins N14		Leece Neville 2600JB, 105 Amp	LN	130	12	7612N	7613N
Cummins N14		Leece Neville 2700JB, 130 Amp	LN	130	12	7612N	7613N
Cummins N14		Leece Neville 2805JB, 145 Amp	LN	160	12	7613N	7613N-LC
Cummins N14		Leece Neville LC Series, 160 Amp, stator activated, 239 mm Rotor OAL	LN	160	12	7613N-LC	
Cummins N14		Leece Neville, IR/EF, 160 Amp, trio activated, (235mm rotor OAL)	LN	160	12	7613N	7613N-LC
Cummins N14		Motorola 8LHA, 130 Amp, Std. Regulator	LN	160	12	8329N	
Cummins N14		Motorola 8LHA, 140 Amp, Std. Regulator	LN	160	12	8329N	
Cummins N14	1997-95	Delco 21SI, 100 Amp	DR	130	12	7681N	7685N
Cummins N14	1997-92	Delco 26SI, 85 Amp, w/Relay Terminal	DR	85	12	8066N	
Cummins N14	1997-91	Delco 21SI, 130 Amp	DR	130	12	7681N	7685N
Cummins N14		Delco 21SI, 145 Amp, 14.1 Vset	DR	145-160	12	7685N	8076N
Cummins N14		Delco 21SI, 145 Amp, 14.5 Vset	DR	145-160	12	7685N-1	8076N
Cummins N14		DR 30SI, 105 Amp, w/R Pin, w/o Transformer	DR	105	12	7940N	
Cummins N14	1994-91	Delco 25SI Alternator (1991)	DR	85	12	8066N	
DD 60 Series	1998-96	Delco 34SI, Quad Mt., 135 Amp	DR	135	12	8092N	8613N
DD 60 Series		Delco 35SI, (34SI) HP High Temp Pkg.	DR	140	12	8608N	8613N
DD 60 Series		DR 33SI, J-180 Mt., #10 R Term., 135 Amp, Std.	DR	135	12	8083N	8612N
DD 60 Series		DR 33SI, J-180Mt., #10 R Term, 110 Amp, Std.	DR	110	12	8081N	8612N
DD 60 Series		DR 34SI Quad Mt., 110 Amp	DR	135	12	8092N	8613N
DD 60 Series		DR 34SI, Quad Mt., 135 Amp, Remote Sense	DR	135	12	8092N	8613N
DD 60 Series		DR 35SI HP, J-180 Mtg. 140 Amp, Repl. 33SI, High Temp Pkg. .	DR	140	12	8607N	8612N
DD 60 Series		DR 35SI Quad Mt., Repl.34SI, #10 R Term, 110 Amp	DR	140	12	8608N	8613N
DD 60 Series		DR 35SI, J-180 Mt., (33SI Upgrade) 110 Amp, Std.	DR	140	12	8607N	8612N
DD 60 Series		DR 35SI, J-180 Mtg, 135 Amp, Repl. 33SI, Std.	DR	140	12	8607N	8612N
DD 60 Series		DR 35SI, Quad Mt., Repl.34SI, 135 Amp	DR	140	12	8608N	8613N
DD 60 Series		DR 36SI, J-180 Mt. (33SI Upgrade) 170 Amp	DR	170	12	8612N	
DD 60 Series		DR 36SI, Quad Mt., 170 Amp, Repl. 34SI	DR	170	12	8613N	
DD 60 Series	1995-94	Delco 21SI, 100 Amp	DR	130	12	7681N	7685N
DD 60 Series	1995-93	Bosch Replacement Unit, 160 Amp, 3 Mounting Ears	BO	160	12	12490N	12715N
DD 60 Series		Bosch Replacement Unit, 200 Amp	BO	200	12	12715N	
DD 60 Series		Delco 21SI, 130 Amp	DR	130	12	7681N	7685N
DD 60 Series		Delco 21SI, 145 Amp, 14.1 Vset	DR	145-160	12	7685N	8076N
DD 60 Series		Delco 21SI, 145 Amp, 14.5 Vset	DR	145-160	12	7685N-1	8076N
DD 60 Series		Delco 26SI, 85 Amp, w/Relay Terminal	DR	85	12	8066N	
DD 60 Series		DR 30SI, 105 Amp, w/R Pin, w/o Transformer	DR	105	12	7940N	
DD 60 Series		Leece Neville 2500JB, 90 Amp	LN	130	12	7612N	7613N
DD 60 Series		Leece Neville 2600JB, 105 Amp	LN	130	12	7612N	7613N
DD 60 Series		Leece Neville 2700JB, 130 Amp	LN	130	12	7612N	7613N
DD 60 Series		Leece Neville 2805JB, 145 Amp	LN	160	12	7613N	7613N-LC
DD 60 Series		Leece Neville LC Series, 160 Amp, stator activated, 239 mm Rotor OAL	LN	160	12	7613N-LC	
DD 60 Series		Leece Neville, IR/EF, 160 Amp, trio activated, (235mm rotor OAL)	LN	160	12	7613N	7613N-LC
DD 60 Series		Motorola 8LHA, 130 Amp, Std. Regulator	LN	160	12	8329N	
DD 60 Series		Motorola 8LHA, 140 Amp, Std. Regulator	LN	160	12	8329N	
DD 60 Series	1999	DR 34SI, Quad Pad Mtg., 135 Amp, Remote Sense	DR	140	12	8609N	8614N
DD 60 Series		DR 34SI, Quad Pad Mtg., 135 Amp, Road Gang Pkg.	DR	140	12	8609N	8614N
DD 60 Series		DR 35SI HP, Quad Pad Mt., 140 Amp, High Temp. Pkg.	DR	140	12	8609N	8614N
DD 60 Series		DR 35SI, Quad Pad Mt, 110 Amp Std.	DR	140	12	8609N	8614N
DD 60 Series		DR 35SI, Quad Pad Mt., 135 Amp, Remote Sense	DR	140	12	8609N	8614N
DD 60 Series		DR 35SI, Quad Pad Mt., 135 Amp, Road Gang Pkg.	DR	140	12	8609N	8614N
DD 60 Series		DR 35SI, Quad Pad Mt., 135 Amp, Std.	DR	140	12	8609N	8614N
DD 60 Series		DR36SI HP,Quad Pad Mt., 170 Amp, High Temp Pkg.	DR	170	12	8614N	
DD 60 Series		LN, 160 Amp, w/Lamp Driver Reg.	DR	170	12	8614N	
DD 60 Series		Std. DR 34SI, 110 Amp, Quad Pad Mt.	DR	140	12	8609N	8614N
DD 60 Series		Std. DR 34SI, 135 Amp, Quad Pad Mt.	DR	135	12	8096N	8614N
DD 60 Series	1993	Delco 25SI Alternator (1991)	DR	85	12	8066N	
377							
Caterpillar 3176	2000-96	DR 22SI J-180 Mt., 130 Amp, 14.1 Vset	DR	145	12	8078N	7685N

ALTERNATORS

ALTERNATORS AND GENERATORS

ENGINE	YEAR	APPLICATION	Mfg	Amp	Volt	PART NO.	OPT. NO.	
Peterbilt (Cont'd)								
377 (Cont'd)								
Caterpillar 3176	2000-96	DR 22SI J-180 Mt., 130-145 Amp, 14.5 Vset	DR	145	12	8078N-1	7685N	
Caterpillar 3176		DR 22SI J-180 Mt., 145 Amp, 14.1 Vset	DR	145	12	8078N	7685N	
Caterpillar 3176		DR 33SI, J-180 Mt., #10 R Term., 135 Amp, Std.	DR	135	12	8083N	8612N	
Caterpillar 3176		DR 33SI, J-180 Mt., 135 Amp, Road Gang Pkg.	DR	140	12	8607N	8612N	
Caterpillar 3176		DR 33SI, J-180Mt., #10 R Term, 110 Amp, Std.	DR	110	12	8081N	8612N	
Caterpillar 3176		DR 35SI HP, J-180 Mtg. 140 Amp, Repl. 33SI, High Temp Pkg. .	DR	140	12	8607N	8612N	
Caterpillar 3176		DR 35SI, J-180 Mt., (33SI Upgrade) 110 Amp, Std.	DR	140	12	8607N	8612N	
Caterpillar 3176		DR 35SI, J-180 Mtg, 135 Amp, Repl. 33SI, Std.	DR	140	12	8607N	8612N	
Caterpillar 3176		DR 35SI, J-180 Mtg. 135 Amp, Repl. 33SI, Road Gang Pkg.	DR	140	12	8607N	8612N	
Caterpillar 3176		DR 36SI, J-180 Mt. (33SI Upgrade) 170 Amp	DR	170	12	8612N		
Caterpillar 3176		Opt. Serv. Repl., DR 24SI, J180 Mt., 160 Amp	DR	160	12	8718N		
Caterpillar 3176		2000-91	Bosch Replacement Unit, 160 Amp, 3 Mounting Ears	BO	160	12	12490N	12715N
Caterpillar 3176			Bosch Replacement Unit, 200 Amp	BO	200	12	12715N	
Caterpillar 3176			Leece Neville 2500JB, 90 Amp	LN	130	12	7612N	7613N
Caterpillar 3176	Leece Neville 2600JB, 105 Amp		LN	130	12	7612N	7613N	
Caterpillar 3176	Leece Neville 2700JB, 130 Amp		LN	130	12	7612N	7613N	
Caterpillar 3176	Leece Neville 2805JB, 145 Amp		LN	160	12	7613N	7613N-LC	
Caterpillar 3176	Leece Neville LC Series, 160 Amp, stator activated, 239 mm Rotor OAL		LN	160	12	7613N-LC		
Caterpillar 3176	Leece Neville, IR/EF, 160 Amp, trio activated, (235mm rotor OAL)		LN	160	12	7613N	7613N-LC	
Caterpillar 3176	Motorola 8LHA, 130 Amp, Std. Regulator		LN	160	12	8329N		
Caterpillar 3176	Motorola 8LHA, 140 Amp, Std. Regulator		LN	160	12	8329N		
Caterpillar 3176	1995-94	Delco 21SI, 100 Amp	DR	130	12	7681N	7685N	
Caterpillar 3176		1995-92	Delco 26SI, 85 Amp, w/Relay Terminal	DR	85	12	8066N	
Caterpillar 3176	1995-91		Delco 21SI, 130 Amp	DR	130	12	7681N	7685N
Caterpillar 3176		Delco 21SI, 145 Amp, 14.1 Vset	DR	145-160	12	7685N	8076N	
Caterpillar 3176	Delco 21SI, 145 Amp, 14.5 Vset	DR	145-160	12	7685N-1	8076N		
Caterpillar 3176	DR 30SI, 105 Amp, w/R Pin, w/o Transformer	DR	105	12	7940N			
Caterpillar 3176	1993-91	Delco 25SI Alternator (1991)	DR	85	12	8066N		
Caterpillar 3306		2000-96	DR 22SI J-180 Mt., 130 Amp, 14.1 Vset	DR	145	12	8078N	7685N
Caterpillar 3306	DR 22SI J-180 Mt., 130-145 Amp, 14.5 Vset		DR	145	12	8078N-1	7685N	
Caterpillar 3306	DR 22SI J-180 Mt., 145 Amp, 14.1 Vset		DR	145	12	8078N	7685N	
Caterpillar 3306	DR 33SI, J-180 Mt., #10 R Term., 135 Amp, Std.		DR	135	12	8083N	8612N	
Caterpillar 3306	DR 33SI, J-180 Mt., 135 Amp, Road Gang Pkg.		DR	140	12	8607N	8612N	
Caterpillar 3306	DR 33SI, J-180Mt., #10 R Term, 110 Amp, Std.		DR	110	12	8081N	8612N	
Caterpillar 3306	DR 35SI HP, J-180 Mtg. 140 Amp, Repl. 33SI, High Temp Pkg. .		DR	140	12	8607N	8612N	
Caterpillar 3306	DR 35SI, J-180 Mt., (33SI Upgrade) 110 Amp, Std.		DR	140	12	8607N	8612N	
Caterpillar 3306	DR 35SI, J-180 Mtg, 135 Amp, Repl. 33SI, Std.		DR	140	12	8607N	8612N	
Caterpillar 3306	DR 35SI, J-180 Mtg. 135 Amp, Repl. 33SI, Road Gang Pkg.		DR	140	12	8607N	8612N	
Caterpillar 3306	DR 36SI, J-180 Mt. (33SI Upgrade) 170 Amp		DR	170	12	8612N		
Caterpillar 3306	Opt. Serv. Repl., DR 24SI, J180 Mt., 160 Amp		DR	160	12	8718N		
Caterpillar 3306	2000-91		Bosch Replacement Unit, 160 Amp, 3 Mounting Ears	BO	160	12	12490N	12715N
Caterpillar 3306			Bosch Replacement Unit, 200 Amp	BO	200	12	12715N	
Caterpillar 3306		Leece Neville 2500JB, 90 Amp	LN	130	12	7612N	7613N	
Caterpillar 3306		Leece Neville 2600JB, 105 Amp	LN	130	12	7612N	7613N	
Caterpillar 3306		Leece Neville 2700JB, 130 Amp	LN	130	12	7612N	7613N	
Caterpillar 3306		Leece Neville 2805JB, 145 Amp	LN	160	12	7613N	7613N-LC	
Caterpillar 3306		Leece Neville LC Series, 160 Amp, stator activated, 239 mm Rotor OAL	LN	160	12	7613N-LC		
Caterpillar 3306		Leece Neville, IR/EF, 160 Amp, trio activated, (235mm rotor OAL)	LN	160	12	7613N	7613N-LC	
Caterpillar 3306		Motorola 8LHA, 130 Amp, Std. Regulator	LN	160	12	8329N		
Caterpillar 3306		Motorola 8LHA, 140 Amp, Std. Regulator	LN	160	12	8329N		
Caterpillar 3306	1995-94	Delco 21SI, 100 Amp	DR	130	12	7681N	7685N	
Caterpillar 3306		1995-92	Delco 26SI, 85 Amp, w/Relay Terminal	DR	85	12	8066N	
Caterpillar 3306	1995-91		Delco 21SI, 130 Amp	DR	130	12	7681N	7685N
Caterpillar 3306		Delco 21SI, 145 Amp, 14.1 Vset	DR	145-160	12	7685N	8076N	
Caterpillar 3306	Delco 21SI, 145 Amp, 14.5 Vset	DR	145-160	12	7685N-1	8076N		
Caterpillar 3306	DR 30SI, 105 Amp, w/R Pin, w/o Transformer	DR	105	12	7940N			
Caterpillar 3306	1993-91	Delco 25SI Alternator (1991)	DR	85	12	8066N		
Caterpillar 3406		2000-96	DR 22SI J-180 Mt., 130 Amp, 14.1 Vset	DR	145	12	8078N	7685N
Caterpillar 3406	DR 22SI J-180 Mt., 130-145 Amp, 14.5 Vset		DR	145	12	8078N-1	7685N	
Caterpillar 3406	DR 22SI J-180 Mt., 145 Amp, 14.1 Vset		DR	145	12	8078N	7685N	
Caterpillar 3406	DR 33SI, J-180 Mt., #10 R Term., 135 Amp, Std.		DR	135	12	8083N	8612N	
Caterpillar 3406	DR 33SI, J-180 Mt., 135 Amp, Road Gang Pkg.		DR	140	12	8607N	8612N	

ALTERNATORS

ALTERNATORS AND GENERATORS

ENGINE	YEAR	APPLICATION	Mfg	Amp	Volt	PART NO.	OPT. NO.
Peterbilt (Cont'd)							
377 (Cont'd)							
Caterpillar 3406	2000-96	DR 33SI, J-180Mt., #10 R Term, 110 Amp, Std.	DR	110	12	8081N	8612N
Caterpillar 3406		DR 35SI HP, J-180 Mtg. 140 Amp, Repl. 33SI, High Temp Pkg. .	DR	140	12	8607N	8612N
Caterpillar 3406		DR 35SI, J-180 Mt., (33SI Upgrade) 110 Amp, Std.	DR	140	12	8607N	8612N
Caterpillar 3406		DR 35SI, J-180 Mtg, 135 Amp, Repl. 33SI, Std.	DR	140	12	8607N	8612N
Caterpillar 3406		DR 35SI, J-180 Mtg. 135 Amp, Repl. 33SI, Road Gang Pkg.	DR	140	12	8607N	8612N
Caterpillar 3406		DR 36SI, J-180 Mt. (33SI Upgrade) 170 Amp	DR	170	12	8612N	
Caterpillar 3406		Opt. Serv. Repl., DR 24SI, J180 Mt., 160 Amp	DR	160	12	8718N	
Caterpillar 3406	2000-91	Leece Neville 2700JB, 130 Amp	LN	130	12	7612N	7613N
Caterpillar 3406		Leece Neville 2805JB, 145 Amp	LN	160	12	7613N	7613N-LC
Caterpillar 3406		Leece Neville LC Series, 160 Amp, stator activated, 239 mm Rotor OAL	LN	160	12	7613N-LC	
Caterpillar 3406		Leece Neville, IR/EF, 160 Amp, trio activated, (235mm rotor OAL)	LN	160	12	7613N	7613N-LC
Caterpillar 3406		Motorola 8LHA, 130 Amp, Std. Regulator	LN	160	12	8329N	
Caterpillar 3406		Motorola 8LHA, 140 Amp, Std. Regulator	LN	160	12	8329N	
Caterpillar 3406	2000-86	Bosch Replacement Unit, 160 Amp, 3 Mounting Ears	BO	160	12	12490N	12715N
Caterpillar 3406		Bosch Replacement Unit, 200 Amp	BO	200	12	12715N	
Caterpillar 3406		Leece Neville 2500JB, 90 Amp	LN	130	12	7612N	7613N
Caterpillar 3406		Leece Neville 2600JB, 105 Amp	LN	130	12	7612N	7613N
Caterpillar 3406	1995-94	Delco 21SI, 100 Amp	DR	130	12	7681N	7685N
Caterpillar 3406	1995-92	Delco 26SI, 85 Amp, w/Relay Terminal	DR	85	12	8066N	
Caterpillar 3406	1995-91	Delco 21SI, 130 Amp	DR	130	12	7681N	7685N
Caterpillar 3406		Delco 21SI, 145 Amp, 14.1 Vset	DR	145-160	12	7685N	8076N
Caterpillar 3406		Delco 21SI, 145 Amp, 14.5 Vset	DR	145-160	12	7685N-1	8076N
Caterpillar 3406	1995-86	DR 30SI, 105 Amp, w/R Pin, w/o Transformer	DR	105	12	7940N	
Caterpillar 3406	1993-91	Delco 25SI Alternator (1991)	DR	85	12	8066N	
Caterpillar 3406	1990-86	30SI Delco, 90 Amp, w/o Transformer	DR	90	12	7262N	
Caterpillar 3406		30SI Delco, 90 Amp, w/Transformer	DR	90	12	7256N	
Caterpillar 3406		Delco 25SI Alternator	DR	85	12	8066N	
Caterpillar 3406		Delco 25SI Alternator (1986)	DR	75	12	7255N	8066N
Caterpillar 3406		Motorola Loadhandler	LN	160	12	8329N	
Caterpillar C-10	2000-98	DR 22SI J-180 Mt., 130 Amp, 14.1 Vset	DR	145	12	8078N	7685N
Caterpillar C-10		DR 22SI J-180 Mt., 130-145 Amp, 14.5 Vset	DR	145	12	8078N-1	7685N
Caterpillar C-10		DR 22SI J-180 Mt., 145 Amp, 14.1 Vset	DR	145	12	8078N	7685N
Caterpillar C-10		DR 33SI, J-180 Mt., #10 R Term., 135 Amp, Std.	DR	135	12	8083N	8612N
Caterpillar C-10		DR 33SI, J-180 Mt., 135 Amp, Road Gang Pkg.	DR	140	12	8607N	8612N
Caterpillar C-10		DR 33SI, J-180Mt., #10 R Term, 110 Amp, Std.	DR	110	12	8081N	8612N
Caterpillar C-10		DR 35SI HP, J-180 Mtg. 140 Amp, Repl. 33SI, High Temp Pkg. .	DR	140	12	8607N	8612N
Caterpillar C-10		DR 35SI, J-180 Mt., (33SI Upgrade) 110 Amp, Std.	DR	140	12	8607N	8612N
Caterpillar C-10		DR 35SI, J-180 Mtg, 135 Amp, Repl. 33SI, Std.	DR	140	12	8607N	8612N
Caterpillar C-10		DR 35SI, J-180 Mtg. 135 Amp, Repl. 33SI, Road Gang Pkg.	DR	140	12	8607N	8612N
Caterpillar C-10		DR 36SI, J-180 Mt. (33SI Upgrade) 170 Amp	DR	170	12	8612N	
Caterpillar C-10		Opt. Serv. Repl., DR 24SI, J180 Mt., 160 Amp	DR	160	12	8718N	
Caterpillar C-10	2000-97	Bosch Replacement Unit, 160 Amp, 3 Mounting Ears	BO	160	12	12490N	12715N
Caterpillar C-10		Bosch Replacement Unit, 200 Amp	BO	200	12	12715N	
Caterpillar C-10		Leece Neville 2500JB, 90 Amp	LN	130	12	7612N	7613N
Caterpillar C-10		Leece Neville 2600JB, 105 Amp	LN	130	12	7612N	7613N
Caterpillar C-10		Leece Neville 2700JB, 130 Amp	LN	130	12	7612N	7613N
Caterpillar C-10		Leece Neville 2805JB, 145 Amp	LN	160	12	7613N	7613N-LC
Caterpillar C-10		Leece Neville LC Series, 160 Amp, stator activated, 239 mm Rotor OAL	LN	160	12	7613N-LC	
Caterpillar C-10		Leece Neville, IR/EF, 160 Amp, trio activated, (235mm rotor OAL)	LN	160	12	7613N	7613N-LC
Caterpillar C-10		Motorola 8LHA, 130 Amp, Std. Regulator	LN	160	12	8329N	
Caterpillar C-10		Motorola 8LHA, 140 Amp, Std. Regulator	LN	160	12	8329N	
Caterpillar C-10	1997	Delco 21SI, 100 Amp	DR	130	12	7681N	7685N
Caterpillar C-10		Delco 21SI, 130 Amp	DR	130	12	7681N	7685N
Caterpillar C-10		Delco 21SI, 145 Amp, 14.1 Vset	DR	145-160	12	7685N	8076N
Caterpillar C-10		Delco 21SI, 145 Amp, 14.5 Vset	DR	145-160	12	7685N-1	8076N
Caterpillar C-10		Delco 26SI, 85 Amp, w/Relay Terminal	DR	85	12	8066N	
Caterpillar C-10		DR 30SI, 105 Amp, w/R Pin, w/o Transformer	DR	105	12	7940N	
Caterpillar C-12	2000-98	DR 22SI J-180 Mt., 130 Amp, 14.1 Vset	DR	145	12	8078N	7685N
Caterpillar C-12		DR 22SI J-180 Mt., 130-145 Amp, 14.5 Vset	DR	145	12	8078N-1	7685N
Caterpillar C-12		DR 22SI J-180 Mt., 145 Amp, 14.1 Vset	DR	145	12	8078N	7685N
Caterpillar C-12		DR 33SI, J-180 Mt., #10 R Term., 135 Amp, Std.	DR	135	12	8083N	8612N
Caterpillar C-12		DR 33SI, J-180 Mt., 135 Amp, Road Gang Pkg.	DR	140	12	8607N	8612N

ALTERNATORS

ALTERNATORS AND GENERATORS

ENGINE	YEAR	APPLICATION	Mfg	Amp	Volt	PART NO.	OPT. NO.
Peterbilt (Cont'd)							
377 (Cont'd)							
Caterpillar C-12	2000-98	DR 33SI, J-180Mt., #10 R Term, 110 Amp, Std.	DR	110	12	8081N	8612N
Caterpillar C-12		DR 35SI HP, J-180 Mtg. 140 Amp, Repl. 33SI, High Temp Pkg. .	DR	140	12	8607N	8612N
Caterpillar C-12		DR 35SI, J-180 Mt., (33SI Upgrade) 110 Amp, Std.	DR	140	12	8607N	8612N
Caterpillar C-12		DR 35SI, J-180 Mtg. 135 Amp, Repl. 33SI, Std.	DR	140	12	8607N	8612N
Caterpillar C-12		DR 35SI, J-180 Mtg. 135 Amp, Repl. 33SI, Road Gang Pkg.	DR	140	12	8607N	8612N
Caterpillar C-12		DR 36SI, J-180 Mt. (33SI Upgrade) 170 Amp	DR	170	12	8612N	
Caterpillar C-12		Opt. Serv. Repl., DR 24SI, J180 Mt., 160 Amp	DR	160	12	8718N	
Caterpillar C-12	2000-97	Bosch Replacement Unit, 160 Amp, 3 Mounting Ears	BO	160	12	12490N	12715N
Caterpillar C-12		Bosch Replacement Unit, 200 Amp	BO	200	12	12715N	
Caterpillar C-12		Leece Neville 2500JB, 90 Amp	LN	130	12	7612N	7613N
Caterpillar C-12		Leece Neville 2600JB, 105 Amp	LN	130	12	7612N	7613N
Caterpillar C-12		Leece Neville 2700JB, 130 Amp	LN	130	12	7612N	7613N
Caterpillar C-12		Leece Neville 2805JB, 145 Amp	LN	160	12	7613N	7613N-LC
Caterpillar C-12		Leece Neville LC Series, 160 Amp, stator activated, 239 mm Rotor OAL	LN	160	12	7613N-LC	
Caterpillar C-12		Leece Neville, IR/EF, 160 Amp, trio activated, (235mm rotor OAL)	LN	160	12	7613N	7613N-LC
Caterpillar C-12		Motorola 8LHA, 130 Amp, Std. Regulator	LN	160	12	8329N	
Caterpillar C-12		Motorola 8LHA, 140 Amp, Std. Regulator	LN	160	12	8329N	
Caterpillar C-12	1997	Delco 21SI, 100 Amp	DR	130	12	7681N	7685N
Caterpillar C-12		Delco 21SI, 130 Amp	DR	130	12	7681N	7685N
Caterpillar C-12		Delco 21SI, 145 Amp, 14.1 Vset	DR	145-160	12	7685N	8076N
Caterpillar C-12		Delco 21SI, 145 Amp, 14.5 Vset	DR	145-160	12	7685N-1	8076N
Caterpillar C-12		Delco 26SI, 85 Amp, w/Relay Terminal	DR	85	12	8066N	
Caterpillar C-12		DR 30SI, 105 Amp, w/R Pin, w/o Transformer	DR	105	12	7940N	
Cummins L-10	1993-92	Delco 26SI, 85 Amp, w/Relay Terminal	DR	85	12	8066N	
Cummins L-10	1993-91	Bosch Replacement Unit, 160 Amp, 3 Mounting Ears	BO	160	12	12490N	12715N
Cummins L-10		Bosch Replacement Unit, 200 Amp	BO	200	12	12715N	
Cummins L-10		Delco 21SI, 130 Amp	DR	130	12	7681N	7685N
Cummins L-10		Delco 21SI, 145 Amp, 14.1 Vset	DR	145-160	12	7685N	8076N
Cummins L-10		Delco 21SI, 145 Amp, 14.5 Vset	DR	145-160	12	7685N-1	8076N
Cummins L-10		Delco 25SI Alternator (1991)	DR	85	12	8066N	
Cummins L-10		DR 30SI, 105 Amp, w/R Pin, w/o Transformer	DR	105	12	7940N	
Cummins L-10		Leece Neville 2500JB, 90 Amp	LN	130	12	7612N	7613N
Cummins L-10		Leece Neville 2600JB, 105 Amp	LN	130	12	7612N	7613N
Cummins L-10		Leece Neville 2700JB, 130 Amp	LN	130	12	7612N	7613N
Cummins L-10		Leece Neville 2805JB, 145 Amp	LN	160	12	7613N	7613N-LC
Cummins L-10		Leece Neville LC Series, 160 Amp, stator activated, 239 mm Rotor OAL	LN	160	12	7613N-LC	
Cummins L-10		Leece Neville, IR/EF, 160 Amp, trio activated, (235mm rotor OAL)	LN	160	12	7613N	7613N-LC
Cummins L-10		Motorola 8LHA, 130 Amp, Std. Regulator	LN	160	12	8329N	
Cummins L-10		Motorola 8LHA, 140 Amp, Std. Regulator	LN	160	12	8329N	
Cummins M11	2000-96	DR 22SI J-180 Mt., 130 Amp, 14.1 Vset	DR	145	12	8078N	7685N
Cummins M11		DR 22SI J-180 Mt., 130-145 Amp, 14.5 Vset	DR	145	12	8078N-1	7685N
Cummins M11		DR 22SI J-180 Mt., 145 Amp, 14.1 Vset	DR	145	12	8078N	7685N
Cummins M11		DR 33SI, J-180 Mt., #10 R Term., 135 Amp, Std.	DR	135	12	8083N	8612N
Cummins M11		DR 33SI, J-180Mt., #10 R Term, 110 Amp, Std.	DR	110	12	8081N	8612N
Cummins M11		Opt. Serv. Repl., DR 24SI, J180 Mt., 160 Amp	DR	160	12	8718N	
Cummins M11	2000-93	Bosch Replacement Unit, 160 Amp, 3 Mounting Ears	BO	160	12	12490N	12715N
Cummins M11		Bosch Replacement Unit, 200 Amp	BO	200	12	12715N	
Cummins M11		Leece Neville 2500JB, 90 Amp	LN	130	12	7612N	7613N
Cummins M11		Leece Neville 2600JB, 105 Amp	LN	130	12	7612N	7613N
Cummins M11		Leece Neville 2700JB, 130 Amp	LN	130	12	7612N	7613N
Cummins M11		Leece Neville 2805JB, 145 Amp	LN	160	12	7613N	7613N-LC
Cummins M11		Leece Neville LC Series, 160 Amp, stator activated, 239 mm Rotor OAL	LN	160	12	7613N-LC	
Cummins M11		Leece Neville, IR/EF, 160 Amp, trio activated, (235mm rotor OAL)	LN	160	12	7613N	7613N-LC
Cummins M11		Motorola 8LHA, 130 Amp, Std. Regulator	LN	160	12	8329N	
Cummins M11		Motorola 8LHA, 140 Amp, Std. Regulator	LN	160	12	8329N	
Cummins M11	1995-93	Delco 21SI, 100 Amp	DR	130	12	7681N	7685N
Cummins M11		Delco 21SI, 130 Amp	DR	130	12	7681N	7685N
Cummins M11		Delco 21SI, 145 Amp, 14.1 Vset	DR	145-160	12	7685N	8076N
Cummins M11		Delco 21SI, 145 Amp, 14.5 Vset	DR	145-160	12	7685N-1	8076N
Cummins M11		Delco 26SI, 85 Amp, w/Relay Terminal	DR	85	12	8066N	

ALTERNATORS AND GENERATORS

ENGINE	YEAR	APPLICATION	Mfg	Amp	Volt	PART NO.	OPT. NO.
Peterbilt (Cont'd)							
377 (Cont'd)							
Cummins M11	1995-93	DR 30SI, 105 Amp, w/R Pin, w/o Transformer	DR	105	12	7940N	
Cummins N14	2003-98	Delco 34SI, Quad Mt, 110 Amp, Std.	DR	135	12	8092N	8613N
Cummins N14		Delco 34SI, Quad Mt., 135 Amp	DR	135	12	8092N	8613N
Cummins N14		DR 22SI J-180 Mt., 130 Amp, 14.1 Vset	DR	145	12	8078N	7685N
Cummins N14		DR 22SI J-180 Mt., 130-145 Amp, 14.5 Vset	DR	145	12	8078N-1	7685N
Cummins N14		DR 22SI J-180 Mt., 145 Amp, 14.1 Vset	DR	145	12	8078N	7685N
Cummins N14		DR 35SI Quad Mt., Repl.34SI, R Pin, 110 Amp	DR	140	12	8608N	8613N
Cummins N14		DR 35SI, J-180 Mtg, 110 Amp, Repl. 33SI	DR	140	12	8607N	8612N
Cummins N14		DR 35SI, J-180 Mtg, 135 Amp, Repl. 33SI	DR	140	12	8607N	8612N
Cummins N14		DR 35SI, Quad Mt., Repl.34SI, 135 Amp	DR	140	12	8608N	8613N
Cummins N14		Opt. Serv. Repl., DR 24SI, J180 Mt., 160 Amp	DR	160	12	8718N	
Cummins N14		Std. DR 33SI, J-180 Mt.,135 Amp, w/Relay Pin	DR	135	12	8083N	8612N
Cummins N14		Std. DR 33SI, J-180Mt.,110 Amp, w/Relay Pin	DR	110	12	8081N	8612N
Cummins N14	2003-91	Leece Neville 2700JB, 130 Amp	LN	130	12	7612N	7613N
Cummins N14		Leece Neville 2805JB, 145 Amp	LN	160	12	7613N	7613N-LC
Cummins N14		Leece Neville LC Series, 160 Amp, stator activated, 239 mm Rotor OAL	LN	160	12	7613N-LC	
Cummins N14		Leece Neville, IR/EF, 160 Amp, trio activated, (235mm rotor OAL)	LN	160	12	7613N	7613N-LC
Cummins N14		Motorola 8LHA, 130 Amp, Std. Regulator	LN	160	12	8329N	
Cummins N14		Motorola 8LHA, 140 Amp, Std. Regulator	LN	160	12	8329N	
Cummins N14	2003-89	Bosch Replacement Unit, 160 Amp, 3 Mounting Ears	BO	160	12	12490N	12715N
Cummins N14		Bosch Replacement Unit, 200 Amp	BO	200	12	12715N	
Cummins N14		Leece Neville 2500JB, 90 Amp	LN	130	12	7612N	7613N
Cummins N14		Leece Neville 2600JB, 105 Amp	LN	130	12	7612N	7613N
Cummins N14	1997-95	Delco 21SI, 100 Amp	DR	130	12	7681N	7685N
Cummins N14	1997-92	Delco 26SI, 85 Amp, w/Relay Terminal	DR	85	12	8066N	
Cummins N14	1997-91	Delco 21SI, 130 Amp	DR	130	12	7681N	7685N
Cummins N14		Delco 21SI, 145 Amp, 14.1 Vset	DR	145-160	12	7685N	8076N
Cummins N14		Delco 21SI, 145 Amp, 14.5 Vset	DR	145-160	12	7685N-1	8076N
Cummins N14	1997-89	DR 30SI, 105 Amp, w/R Pin, w/o Transformer	DR	105	12	7940N	
Cummins N14	1994-91	Delco 25SI Alternator (1991)	DR	85	12	8066N	
Cummins N14	1990-89	30SI Delco, 90 Amp, w/o Transformer	DR	90	12	7262N	
Cummins N14		30SI Delco, 90 Amp, w/Transformer	DR	90	12	7256N	
Cummins N14		Delco 25SI Alternator	DR	85	12	8066N	
Cummins N14		Delco 25SI Alternator (1986)	DR	75	12	7255N	8066N
Cummins N14		Motorola Loadhandler	LN	160	12	8329N	
Cummins NTC Eng.	1990-86	30SI Delco, 90 Amp, w/o Transformer	DR	90	12	7262N	
Cummins NTC Eng.		30SI Delco, 90 Amp, w/Transformer	DR	90	12	7256N	
Cummins NTC Eng.		Bosch Replacement Unit, 160 Amp, 3 Mounting Ears	BO	160	12	12490N	12715N
Cummins NTC Eng.		Bosch Replacement Unit, 200 Amp	BO	200	12	12715N	
Cummins NTC Eng.		Delco 25SI Alternator	DR	85	12	8066N	
Cummins NTC Eng.		Delco 25SI Alternator (1986)	DR	75	12	7255N	8066N
Cummins NTC Eng.		DR 30SI, 105 Amp, w/R Pin, w/o Transformer	DR	105	12	7940N	
Cummins NTC Eng.		Leece Neville 2500JB, 90 Amp	LN	130	12	7612N	7613N
Cummins NTC Eng.		Leece Neville 2600JB, 105 Amp	LN	130	12	7612N	7613N
Cummins NTC Eng.		Motorola Loadhandler	LN	160	12	8329N	
DD 60 Series	1998-96	Delco 34SI, Quad Mt., 135 Amp	DR	135	12	8092N	8613N
DD 60 Series		Delco 35SI, (34SI) HP High Temp Pkg.	DR	140	12	8608N	8613N
DD 60 Series		DR 33SI, J-180 Mt., #10 R Term., 135 Amp, Std.	DR	135	12	8083N	8612N
DD 60 Series		DR 33SI, J-180Mt., #10 R Term, 110 Amp, Std.	DR	110	12	8081N	8612N
DD 60 Series		DR 34SI Quad Mt., 110 Amp	DR	135	12	8092N	8613N
DD 60 Series		DR 34SI, Quad Mt., 135 Amp, Remote Sense	DR	135	12	8092N	8613N
DD 60 Series		DR 35SI HP, J-180 Mtg. 140 Amp, Repl. 33SI, High Temp Pkg. .	DR	140	12	8607N	8612N
DD 60 Series		DR 35SI Quad Mt., Repl.34SI, #10 R Term, 110 Amp	DR	140	12	8608N	8613N
DD 60 Series		DR 35SI, J-180 Mt., (33SI Upgrade) 110 Amp, Std.	DR	140	12	8607N	8612N
DD 60 Series		DR 35SI, J-180 Mtg, 135 Amp, Repl. 33SI, Std.	DR	140	12	8607N	8612N
DD 60 Series		DR 35SI, Quad Mt., Repl.34SI, 135 Amp	DR	140	12	8608N	8613N
DD 60 Series		DR 36SI, J-180 Mt. (33SI Upgrade) 170 Amp	DR	170	12	8612N	
DD 60 Series	1996-95	DR 36SI, Quad Mt., 170 Amp, Repl. 34SI	DR	170	12	8613N	
DD 60 Series	1995-94	Delco 21SI, 100 Amp	DR	130	12	7681N	7685N
DD 60 Series	1995-92	Delco 26SI, 85 Amp, w/Relay Terminal	DR	85	12	8066N	
DD 60 Series	1995-91	Delco 21SI, 130 Amp	DR	130	12	7681N	7685N
DD 60 Series		Delco 21SI, 145 Amp, 14.1 Vset	DR	145-160	12	7685N	8076N
DD 60 Series		Delco 21SI, 145 Amp, 14.5 Vset	DR	145-160	12	7685N-1	8076N
DD 60 Series		Leece Neville 2700JB, 130 Amp	LN	130	12	7612N	7613N

ALTERNATORS

ALTERNATORS AND GENERATORS

ENGINE	YEAR	APPLICATION	Mfg	Amp	Volt	PART NO.	OPT. NO.	
Peterbilt (Cont'd)								
377 (Cont'd)								
DD 60 Series	1995-91	Leece Neville 2805JB, 145 Amp	LN	160	12	7613N	7613N-LC	
DD 60 Series		Leece Neville LC Series, 160 Amp, stator activated, 239 mm Rotor OAL	LN	160	12	7613N-LC		
DD 60 Series		Leece Neville, IR/EF, 160 Amp, trio activated, (235mm rotor OAL)	LN	160	12	7613N	7613N-LC	
DD 60 Series		Motorola 8LHA, 130 Amp, Std. Regulator	LN	160	12	8329N		
DD 60 Series		Motorola 8LHA, 140 Amp, Std. Regulator	LN	160	12	8329N		
DD 60 Series	1995-87	Bosch Replacement Unit, 160 Amp, 3 Mounting Ears	BO	160	12	12490N	12715N	
DD 60 Series		Bosch Replacement Unit, 200 Amp	BO	200	12	12715N		
DD 60 Series		DR 30SI, 105 Amp, w/R Pin, w/o Transformer	DR	105	12	7940N		
DD 60 Series		Leece Neville 2500JB, 90 Amp	LN	130	12	7612N	7613N	
DD 60 Series		Leece Neville 2600JB, 105 Amp	LN	130	12	7612N	7613N	
DD 60 Series	1993-91	Delco 25SI Alternator (1991)	DR	85	12	8066N		
DD 60 Series	1990-87	30SI Delco, 90 Amp, w/o Transformer	DR	90	12	7262N		
DD 60 Series		30SI Delco, 90 Amp, w/Transformer	DR	90	12	7256N		
DD 60 Series		Delco 25SI Alternator	DR	85	12	8066N		
DD 60 Series		Delco 25SI Alternator (1986)	DR	75	12	7255N	8066N	
DD 60 Series		Motorola Loadhandler	LN	160	12	8329N		
DD 60 Series	1999	DR 34SI, Quad Pad Mtg., 135 Amp, Remote Sense	DR	140	12	8609N	8614N	
DD 60 Series		DR 34SI, Quad Pad Mtg., 135 Amp, Road Gang Pkg.	DR	140	12	8609N	8614N	
DD 60 Series		DR 35SI HP, Quad Pad Mt., 140 Amp, High Temp. Pkg.	DR	140	12	8609N	8614N	
DD 60 Series		DR 35SI, Quad Pad Mt., 110 Amp Std.	DR	140	12	8609N	8614N	
DD 60 Series		DR 35SI, Quad Pad Mt., 135 Amp, Remote Sense	DR	140	12	8609N	8614N	
DD 60 Series		DR 35SI, Quad Pad Mt., 135 Amp, Road Gang Pkg.	DR	140	12	8609N	8614N	
DD 60 Series		DR 35SI, Quad Pad Mt., 135 Amp, Std.	DR	140	12	8609N	8614N	
DD 60 Series		DR36SI HP,Quad Pad Mt., 170 Amp, High Temp Pkg.	DR	170	12	8614N		
DD 60 Series			LN, 160 Amp, w/Lamp Driver Reg.	DR	170	12	8614N	
DD 60 Series			Std. DR 34SI, 110 Amp, Quad Pad Mt.	DR	140	12	8609N	8614N
DD 60 Series		Std. DR 34SI, 135 Amp, Quad Pad Mt.	DR	135	12	8096N	8614N	
DD 6V-71	1993-92	Delco 26SI, 85 Amp, w/Relay Terminal	DR	85	12	8066N		
DD 6V-71	1993-91	Bosch Replacement Unit, 160 Amp, 3 Mounting Ears	BO	160	12	12490N	12715N	
DD 6V-71		Bosch Replacement Unit, 200 Amp	BO	200	12	12715N		
DD 6V-71		Delco 21SI, 130 Amp	DR	130	12	7681N	7685N	
DD 6V-71		Delco 21SI, 145 Amp, 14.1 Vset	DR	145-160	12	7685N	8076N	
DD 6V-71		Delco 21SI, 145 Amp, 14.5 Vset	DR	145-160	12	7685N-1	8076N	
DD 6V-71		Delco 25SI Alternator (1991)	DR	85	12	8066N		
DD 6V-71		DR 30SI, 105 Amp, w/R Pin, w/o Transformer	DR	105	12	7940N		
DD 6V-71		Leece Neville 2500JB, 90 Amp	LN	130	12	7612N	7613N	
DD 6V-71		Leece Neville 2600JB, 105 Amp	LN	130	12	7612N	7613N	
DD 6V-71		Leece Neville 2700JB, 130 Amp	LN	130	12	7612N	7613N	
DD 6V-71		Leece Neville 2805JB, 145 Amp	LN	160	12	7613N	7613N-LC	
DD 6V-71		Leece Neville LC Series, 160 Amp, stator activated, 239 mm Rotor OAL	LN	160	12	7613N-LC		
DD 6V-71		Leece Neville, IR/EF, 160 Amp, trio activated, (235mm rotor OAL)	LN	160	12	7613N	7613N-LC	
DD 6V-71		Motorola 8LHA, 130 Amp, Std. Regulator	LN	160	12	8329N		
DD 6V-71		Motorola 8LHA, 140 Amp, Std. Regulator	LN	160	12	8329N		
378								
Caterpillar 3176	1999-96	DR 22SI J-180 Mt., 130 Amp, 14.1 Vset	DR	145	12	8078N	7685N	
Caterpillar 3176		DR 22SI J-180 Mt., 130-145 Amp, 14.5 Vset	DR	145	12	8078N-1	7685N	
Caterpillar 3176		DR 22SI J-180 Mt., 145 Amp, 14.1 Vset	DR	145	12	8078N	7685N	
Caterpillar 3176		DR 33SI, J-180 Mt., #10 R Term., 135 Amp, Std.	DR	135	12	8083N	8612N	
Caterpillar 3176		DR 33SI, J-180 Mt., 135 Amp, Road Gang Pkg.	DR	140	12	8607N	8612N	
Caterpillar 3176		DR 33SI, J-180Mt., #10 R Term, 110 Amp, Std.	DR	110	12	8081N	8612N	
Caterpillar 3176		DR 35SI HP, J-180 Mtg. 140 Amp, Repl. 33SI, High Temp Pkg. .	DR	140	12	8607N	8612N	
Caterpillar 3176		DR 35SI, J-180 Mt., (33SI Upgrade) 110 Amp, Std.	DR	140	12	8607N	8612N	
Caterpillar 3176		DR 35SI, J-180 Mtg, 135 Amp, Repl. 33SI, Std.	DR	140	12	8607N	8612N	
Caterpillar 3176		DR 35SI, J-180 Mtg. 135 Amp, Repl. 33SI, Road Gang Pkg.	DR	140	12	8607N	8612N	
Caterpillar 3176		DR 36SI, J-180 Mt. (33SI Upgrade) 170 Amp	DR	170	12	8612N		
Caterpillar 3176		Opt. Serv. Repl., DR 24SI, J180 Mt., 160 Amp	DR	160	12	8718N		
Caterpillar 3176	1999-91	Bosch Replacement Unit, 160 Amp, 3 Mounting Ears	BO	160	12	12490N	12715N	
Caterpillar 3176		Bosch Replacement Unit, 200 Amp	BO	200	12	12715N		
Caterpillar 3176		Leece Neville 2500JB, 90 Amp	LN	130	12	7612N	7613N	
Caterpillar 3176		Leece Neville 2600JB, 105 Amp	LN	130	12	7612N	7613N	
Caterpillar 3176		Leece Neville 2700JB, 130 Amp	LN	130	12	7612N	7613N	

ALTERNATORS AND GENERATORS

ENGINE	YEAR	APPLICATION	Mfg	Amp	Volt	PART NO.	OPT. NO.
Peterbilt (Cont'd)							
378 (Cont'd)							
Caterpillar 3176	1999-91	Leece Neville 2805JB, 145 Amp	LN	160	12	7613N	7613N-LC
Caterpillar 3176		Leece Neville LC Series, 160 Amp, stator activated, 239 mm Rotor OAL	LN	160	12	7613N-LC	
Caterpillar 3176		Leece Neville, IR/EF, 160 Amp, trio activated, (235mm rotor OAL)	LN	160	12	7613N	7613N-LC
Caterpillar 3176		Motorola 8LHA, 130 Amp, Std. Regulator	LN	160	12	8329N	
Caterpillar 3176		Motorola 8LHA, 140 Amp, Std. Regulator	LN	160	12	8329N	
Caterpillar 3176	1995-94	Delco 21SI, 100 Amp	DR	130	12	7681N	7685N
Caterpillar 3176	1995-92	Delco 26SI, 85 Amp, w/Relay Terminal	DR	85	12	8066N	
Caterpillar 3176	1995-91	Delco 21SI, 130 Amp	DR	130	12	7681N	7685N
Caterpillar 3176		Delco 21SI, 145 Amp, 14.1 Vset	DR	145-160	12	7685N	8076N
Caterpillar 3176		Delco 21SI, 145 Amp, 14.5 Vset	DR	145-160	12	7685N-1	8076N
Caterpillar 3176		DR 30SI, 105 Amp, w/R Pin, w/o Transformer	DR	105	12	7940N	
Caterpillar 3176	1993-91	Delco 25SI Alternator (1991)	DR	85	12	8066N	
Caterpillar 3306	1999-96	DR 22SI J-180 Mt., 130 Amp, 14.1 Vset	DR	145	12	8078N	7685N
Caterpillar 3306		DR 22SI J-180 Mt., 130-145 Amp, 14.5 Vset	DR	145	12	8078N-1	7685N
Caterpillar 3306		DR 22SI J-180 Mt., 145 Amp, 14.1 Vset	DR	145	12	8078N	7685N
Caterpillar 3306		DR 33SI, J-180 Mt., #10 R Term., 135 Amp, Std.	DR	135	12	8083N	8612N
Caterpillar 3306		DR 33SI, J-180 Mt., 135 Amp, Road Gang Pkg.	DR	140	12	8607N	8612N
Caterpillar 3306		DR 33SI, J-180Mt., #10 R Term, 110 Amp, Std.	DR	110	12	8081N	8612N
Caterpillar 3306		DR 35SI HP, J-180 Mtg. 140 Amp, Repl. 33SI, High Temp Pkg. .	DR	140	12	8607N	8612N
Caterpillar 3306		DR 35SI, J-180 Mt., (33SI Upgrade) 110 Amp, Std.	DR	140	12	8607N	8612N
Caterpillar 3306		DR 35SI, J-180 Mtg, 135 Amp, Repl. 33SI, Std.	DR	140	12	8607N	8612N
Caterpillar 3306		DR 35SI, J-180 Mtg. 135 Amp, Repl. 33SI, Road Gang Pkg.	DR	140	12	8607N	8612N
Caterpillar 3306		DR 36SI, J-180 Mt. (33SI Upgrade) 170 Amp	DR	170	12	8612N	
Caterpillar 3306		Opt. Serv. Repl., DR 24SI, J180 Mt., 160 Amp	DR	160	12	8718N	
Caterpillar 3306	1999-91	Leece Neville 2700JB, 130 Amp	LN	130	12	7612N	7613N
Caterpillar 3306		Leece Neville 2805JB, 145 Amp	LN	160	12	7613N	7613N-LC
Caterpillar 3306		Leece Neville LC Series, 160 Amp, stator activated, 239 mm Rotor OAL	LN	160	12	7613N-LC	
Caterpillar 3306		Leece Neville, IR/EF, 160 Amp, trio activated, (235mm rotor OAL)	LN	160	12	7613N	7613N-LC
Caterpillar 3306		Motorola 8LHA, 130 Amp, Std. Regulator	LN	160	12	8329N	
Caterpillar 3306		Motorola 8LHA, 140 Amp, Std. Regulator	LN	160	12	8329N	
Caterpillar 3306	1999-86	Bosch Replacement Unit, 160 Amp, 3 Mounting Ears	BO	160	12	12490N	12715N
Caterpillar 3306		Bosch Replacement Unit, 200 Amp	BO	200	12	12715N	
Caterpillar 3306		Leece Neville 2500JB, 90 Amp	LN	130	12	7612N	7613N
Caterpillar 3306		Leece Neville 2600JB, 105 Amp	LN	130	12	7612N	7613N
Caterpillar 3306	1995-94	Delco 21SI, 100 Amp	DR	130	12	7681N	7685N
Caterpillar 3306	1995-92	Delco 26SI, 85 Amp, w/Relay Terminal	DR	85	12	8066N	
Caterpillar 3306	1995-91	Delco 21SI, 130 Amp	DR	130	12	7681N	7685N
Caterpillar 3306		Delco 21SI, 145 Amp, 14.1 Vset	DR	145-160	12	7685N	8076N
Caterpillar 3306		Delco 21SI, 145 Amp, 14.5 Vset	DR	145-160	12	7685N-1	8076N
Caterpillar 3306	1995-86	DR 30SI, 105 Amp, w/R Pin, w/o Transformer	DR	105	12	7940N	
Caterpillar 3306	1993-91	Delco 25SI Alternator (1991)	DR	85	12	8066N	
Caterpillar 3306	1990-86	30SI Delco, 90 Amp, w/o Transformer	DR	90	12	7262N	
Caterpillar 3306		30SI Delco, 90 Amp, w/Transformer	DR	90	12	7256N	
Caterpillar 3306		Delco 25SI Alternator	DR	85	12	8066N	
Caterpillar 3306		Delco 25SI Alternator (1986)	DR	75	12	7255N	8066N
Caterpillar 3306		Motorola Loadhandler	LN	160	12	8329N	
Caterpillar 3406	2008-96	DR 33SI, J-180 Mt., 135 Amp, Road Gang Pkg.	DR	140	12	8607N	8612N
Caterpillar 3406	2006-96	DR 33SI, J-180 Mt., #10 R Term., 135 Amp, Std.	DR	135	12	8083N	8612N
Caterpillar 3406		DR 33SI, J-180Mt., #10 R Term, 110 Amp, Std.	DR	110	12	8081N	8612N
Caterpillar 3406		DR 35SI HP, J-180 Mtg. 140 Amp, Repl. 33SI, High Temp Pkg. .	DR	140	12	8607N	8612N
Caterpillar 3406		DR 35SI, J-180 Mt., (33SI Upgrade) 110 Amp, Std.	DR	140	12	8607N	8612N
Caterpillar 3406		DR 35SI, J-180 Mtg, 135 Amp, Repl. 33SI, Std.	DR	140	12	8607N	8612N
Caterpillar 3406		DR 35SI, J-180 Mtg. 135 Amp, Repl. 33SI, Road Gang Pkg.	DR	140	12	8607N	8612N
Caterpillar 3406		DR 36SI, J-180 Mt. (33SI Upgrade) 170 Amp	DR	170	12	8612N	
Caterpillar 3406	2005-96	DR 22SI J-180 Mt., 130 Amp, 14.1 Vset	DR	145	12	8078N	7685N
Caterpillar 3406		DR 22SI J-180 Mt., 130-145 Amp, 14.5 Vset	DR	145	12	8078N-1	7685N
Caterpillar 3406		DR 22SI J-180 Mt., 145 Amp, 14.1 Vset	DR	145	12	8078N	7685N
Caterpillar 3406		Opt. Serv. Repl., DR 24SI, J180 Mt., 160 Amp	DR	160	12	8718N	
Caterpillar 3406	2005-91	Leece Neville 2700JB, 130 Amp	LN	130	12	7612N	7613N
Caterpillar 3406		Leece Neville 2805JB, 145 Amp	LN	160	12	7613N	7613N-LC
Caterpillar 3406		Leece Neville LC Series, 160 Amp, stator activated, 239 mm Rotor OAL	LN	160	12	7613N-LC	

ALTERNATORS

ALTERNATORS AND GENERATORS

ENGINE	YEAR	APPLICATION	Mfg	Amp	Volt	PART NO.	OPT. NO.
Peterbilt (Cont'd)							
378 (Cont'd)							
Caterpillar 3406	2005-91	Leece Neville, IR/EF, 160 Amp, trio activated, (235mm rotor OAL)	LN	160	12	7613N	7613N-LC
Caterpillar 3406		Motorola 8LHA, 130 Amp, Std. Regulator	LN	160	12	8329N	
Caterpillar 3406		Motorola 8LHA, 140 Amp, Std. Regulator	LN	160	12	8329N	
Caterpillar 3406	2005-86	Bosch Replacement Unit, 160 Amp, 3 Mounting Ears	BO	160	12	12490N	12715N
Caterpillar 3406		Bosch Replacement Unit, 200 Amp	BO	200	12	12715N	
Caterpillar 3406		Leece Neville 2500JB, 90 Amp	LN	130	12	7612N	7613N
Caterpillar 3406		Leece Neville 2600JB, 105 Amp	LN	130	12	7612N	7613N
Caterpillar 3406	1995-94	Delco 21SI, 100 Amp	DR	130	12	7681N	7685N
Caterpillar 3406	1995-92	Delco 26SI, 85 Amp, w/Relay Terminal	DR	85	12	8066N	
Caterpillar 3406	1995-91	Delco 21SI, 130 Amp	DR	130	12	7681N	7685N
Caterpillar 3406		Delco 21SI, 145 Amp, 14.1 Vset	DR	145-160	12	7685N	8076N
Caterpillar 3406		Delco 21SI, 145 Amp, 14.5 Vset	DR	145-160	12	7685N-1	8076N
Caterpillar 3406	1995-86	DR 30SI, 105 Amp, w/R Pin, w/o Transformer	DR	105	12	7940N	
Caterpillar 3406	1993-91	Delco 25SI Alternator (1991)	DR	85	12	8066N	
Caterpillar 3406	1990-86	30SI Delco, 90 Amp, w/o Transformer	DR	90	12	7262N	
Caterpillar 3406		30SI Delco, 90 Amp, w/Transformer	DR	90	12	7256N	
Caterpillar 3406		Delco 25SI Alternator	DR	85	12	8066N	
Caterpillar 3406		Delco 25SI Alternator (1986)	DR	75	12	7255N	8066N
Caterpillar 3406		Motorola Loadhandler	LN	160	12	8329N	
Caterpillar C-10	2008-98	DR 33SI, J-180 Mt., 135 Amp, Road Gang Pkg.	DR	140	12	8607N	8612N
Caterpillar C-10	2006-98	DR 33SI, J-180 Mt., #10 R Term., 135 Amp, Std.	DR	135	12	8083N	8612N
Caterpillar C-10		DR 33SI, J-180Mt., #10 R Term., 110 Amp, Std.	DR	110	12	8081N	8612N
Caterpillar C-10		DR 35SI HP, J-180 Mtg. 140 Amp, Repl. 33SI, High Temp Pkg. .	DR	140	12	8607N	8612N
Caterpillar C-10		DR 35SI, J-180 Mt., (33SI Upgrade) 110 Amp, Std.	DR	140	12	8607N	8612N
Caterpillar C-10		DR 35SI, J-180 Mtg, 135 Amp, Repl. 33SI, Std.	DR	140	12	8607N	8612N
Caterpillar C-10		DR 35SI, J-180 Mtg. 135 Amp, Repl. 33SI, Road Gang Pkg.	DR	140	12	8607N	8612N
Caterpillar C-10		DR 36SI, J-180 Mt. (33SI Upgrade) 170 Amp	DR	170	12	8612N	
Caterpillar C-10	2003-98	DR 22SI J-180 Mt., 130 Amp, 14.1 Vset	DR	145	12	8078N	7685N
Caterpillar C-10		DR 22SI J-180 Mt., 130-145 Amp, 14.5 Vset	DR	145	12	8078N-1	7685N
Caterpillar C-10		DR 22SI J-180 Mt., 145 Amp, 14.1 Vset	DR	145	12	8078N	7685N
Caterpillar C-10		Opt. Serv. Repl., DR 24SI, J180 Mt., 160 Amp	DR	160	12	8718N	
Caterpillar C-10	2003-97	Bosch Replacement Unit, 160 Amp, 3 Mounting Ears	BO	160	12	12490N	12715N
Caterpillar C-10		Bosch Replacement Unit, 200 Amp	BO	200	12	12715N	
Caterpillar C-10		Leece Neville 2500JB, 90 Amp	LN	130	12	7612N	7613N
Caterpillar C-10		Leece Neville 2600JB, 105 Amp	LN	130	12	7612N	7613N
Caterpillar C-10		Leece Neville 2700JB, 130 Amp	LN	130	12	7612N	7613N
Caterpillar C-10		Leece Neville 2805JB, 145 Amp	LN	160	12	7613N	7613N-LC
Caterpillar C-10		Leece Neville LC Series, 160 Amp, stator activated, 239 mm Rotor OAL	LN	160	12	7613N-LC	
Caterpillar C-10		Leece Neville, IR/EF, 160 Amp, trio activated, (235mm rotor OAL)	LN	160	12	7613N	7613N-LC
Caterpillar C-10		Motorola 8LHA, 130 Amp, Std. Regulator	LN	160	12	8329N	
Caterpillar C-10		Motorola 8LHA, 140 Amp, Std. Regulator	LN	160	12	8329N	
Caterpillar C-10	1997	Delco 21SI, 100 Amp	DR	130	12	7681N	7685N
Caterpillar C-10		Delco 21SI, 130 Amp	DR	130	12	7681N	7685N
Caterpillar C-10		Delco 21SI, 145 Amp, 14.1 Vset	DR	145-160	12	7685N	8076N
Caterpillar C-10		Delco 21SI, 145 Amp, 14.5 Vset	DR	145-160	12	7685N-1	8076N
Caterpillar C-10		Delco 26SI, 85 Amp, w/Relay Terminal	DR	85	12	8066N	
Caterpillar C-10		DR 30SI, 105 Amp, w/R Pin, w/o Transformer	DR	105	12	7940N	
Caterpillar C-11	2008-05	DR 34SI, Quad Pad Mtg., 135 Amp, Remote Sense	DR	140	12	8609N	8614N
Caterpillar C-11		DR 34SI, Quad Pad Mtg., 135 Amp, Road Gang Pkg.	DR	140	12	8609N	8614N
Caterpillar C-11		Opt. Serv. Repl. DR 24SI, Quad Pad Mt., 160 Amp	DR	160	12	8719N	
Caterpillar C-11		Opt. Serv. Repl., DR 24SI Quad Pad Mt., 145 Amp	DR	160	12	8707N	
Caterpillar C-11		Opt. Serv. Repl., DR 24SI Quad Pad Mt., 160 Amp	DR	160	12	8707N	
Caterpillar C-11		Opt. Serv. Repl., DR 24SI, Quad Pad Mt., 130 Amp	DR	160	12	8707N	
Caterpillar C-11		Std. DR 34SI, 110 Amp, Quad Pad Mt.	DR	140	12	8609N	8614N
Caterpillar C-11		Std. DR 34SI, 135 Amp, Quad Pad Mt.	DR	135	12	8096N	8614N
Caterpillar C-11	2007-05	Bosch IR/IF, Repl. Unit, Quad Pad Mtg, 160 Amp	BO	160	12	12491N	12716N
Caterpillar C-11		Bosch IR/IF, Repl. Unit, Quad Pad Mtg, 200 Amp	BO	200	12	12716N	
Caterpillar C-11		Delco 22SI, Quad Pad Mt, 100 Amp	DR	145	12	8362N	12491N
Caterpillar C-11		Delco 22SI, Quad Pad Mt, 145 Amp	DR	145	12	8362N	12491N
Caterpillar C-11		DR 22SI Quad Pad Mt., 130 Amp	DR	145	12	8362N	12491N
Caterpillar C-11		DR 35SI HP, Quad Pad Mt., 140 Amp, High Temp. Pkg.	DR	140	12	8609N	8614N
Caterpillar C-11		DR 35SI, Quad Pad Mt, 110 Amp Std.	DR	140	12	8609N	8614N
Caterpillar C-11		DR 35SI, Quad Pad Mt., 135 Amp, Remote Sense	DR	140	12	8609N	8614N

ALTERNATORS AND GENERATORS

ENGINE	YEAR	APPLICATION	Mfg	Amp	Volt	PART NO.	OPT. NO.
Peterbilt (Cont'd)							
378 (Cont'd)							
Caterpillar C-11	2007-05	DR 35SI, Quad Pad Mt., 135 Amp, Road Gang Pkg.	DR	140	12	8609N	8614N
Caterpillar C-11		DR 35SI, Quad Pad Mt., 135 Amp, Std.	DR	140	12	8609N	8614N
Caterpillar C-11		DR36SI HP,Quad Pad Mt., 170 Amp, High Temp Pkg.	DR	170	12	8614N	
Caterpillar C-11		LN, 160 Amp, w/Lamp Driver Reg.	DR	170	12	8614N	
Caterpillar C-11		Motorola, 140 Amp, No Smart Check Reg.	LN	160	12	8410N	8410N
Caterpillar C-11		Motorola, 160 Amp, No Smart Check Reg.	LN	160	12	8410N	8410N
Caterpillar C-12	2008-98	DR 33SI, J-180 Mt., 135 Amp, Road Gang Pkg.	DR	140	12	8607N	8612N
Caterpillar C-12	2006-98	DR 33SI, J-180 Mt., #10 R Term., 135 Amp, Std.	DR	135	12	8083N	8612N
Caterpillar C-12		DR 33SI, J-180Mt., #10 R Term, 110 Amp, Std.	DR	110	12	8081N	8612N
Caterpillar C-12		DR 35SI HP, J-180 Mtg. 140 Amp, Repl. 33SI, High Temp Pkg. .	DR	140	12	8607N	8612N
Caterpillar C-12		DR 35SI, J-180 Mt., (33SI Upgrade) 110 Amp, Std.	DR	140	12	8607N	8612N
Caterpillar C-12		DR 35SI, J-180 Mtg, 135 Amp, Repl. 33SI, Std.	DR	140	12	8607N	8612N
Caterpillar C-12		DR 35SI, J-180 Mtg. 135 Amp, Repl. 33SI, Road Gang Pkg.	DR	140	12	8607N	8612N
Caterpillar C-12		DR 36SI, J-180 Mt. (33SI Upgrade) 170 Amp	DR	170	12	8612N	
Caterpillar C-12	2005-98	DR 22SI J-180 Mt., 130 Amp, 14.1 Vset	DR	145	12	8078N	7685N
Caterpillar C-12		DR 22SI J-180 Mt., 130-145 Amp, 14.5 Vset	DR	145	12	8078N-1	7685N
Caterpillar C-12		DR 22SI J-180 Mt., 145 Amp, 14.1 Vset	DR	145	12	8078N	7685N
Caterpillar C-12		Opt. Serv. Repl., DR 24SI, J180 Mt., 160 Amp	DR	160	12	8718N	
Caterpillar C-12	2005-97	Bosch Replacement Unit, 160 Amp, 3 Mounting Ears	BO	160	12	12490N	12715N
Caterpillar C-12		Bosch Replacement Unit, 200 Amp	BO	200	12	12715N	
Caterpillar C-12		Leece Neville 2500JB, 90 Amp	LN	130	12	7612N	7613N
Caterpillar C-12		Leece Neville 2600JB, 105 Amp	LN	130	12	7612N	7613N
Caterpillar C-12		Leece Neville 2700JB, 130 Amp	LN	130	12	7612N	7613N
Caterpillar C-12		Leece Neville 2805JB, 145 Amp	LN	160	12	7613N	7613N-LC
Caterpillar C-12		Leece Neville LC Series, 160 Amp, stator activated, 239 mm Rotor OAL	LN	160	12	7613N-LC	
Caterpillar C-12		Leece Neville, IR/EF, 160 Amp, trio activated, (235mm rotor OAL)	LN	160	12	7613N	7613N-LC
Caterpillar C-12		Motorola 8LHA, 130 Amp, Std. Regulator	LN	160	12	8329N	
Caterpillar C-12		Motorola 8LHA, 140 Amp, Std. Regulator	LN	160	12	8329N	
Caterpillar C-12	1997	Delco 21SI, 100 Amp	DR	130	12	7681N	7685N
Caterpillar C-12		Delco 21SI, 130 Amp	DR	130	12	7681N	7685N
Caterpillar C-12		Delco 21SI, 145 Amp, 14.1 Vset	DR	145-160	12	7685N	8076N
Caterpillar C-12		Delco 21SI, 145 Amp, 14.5 Vset	DR	145-160	12	7685N-1	8076N
Caterpillar C-12		Delco 26SI, 85 Amp, w/Relay Terminal	DR	85	12	8066N	
Caterpillar C-12		DR 30SI, 105 Amp, w/R Pin, w/o Transformer	DR	105	12	7940N	
Caterpillar C-13	2008-04	DR 34SI, Quad Pad Mtg., 135 Amp, Remote Sense	DR	140	12	8609N	8614N
Caterpillar C-13		DR 34SI, Quad Pad Mtg., 135 Amp, Road Gang Pkg.	DR	140	12	8609N	8614N
Caterpillar C-13		Opt. Ser. Repl. DR 24SI, Quad Pad Mt., 160 Amp	DR	160	12	8719N	
Caterpillar C-13		Std. DR 34SI, 110 Amp, Quad Pad Mt.	DR	140	12	8609N	8614N
Caterpillar C-13		Std. DR 34SI, 135 Amp, Quad Pad Mt.	DR	135	12	8096N	8614N
Caterpillar C-13	2007-04	Bosch IR/IF, Repl. Unit, Quad Pad Mtg, 160 Amp	BO	160	12	12491N	12716N
Caterpillar C-13		Bosch IR/IF, Repl. Unit, Quad Pad Mtg, 200 Amp	BO	200	12	12716N	
Caterpillar C-13		Delco 22SI, Quad Pad Mt, 100 Amp	DR	145	12	8362N	12491N
Caterpillar C-13		Delco 22SI, Quad Pad Mt, 145 Amp	DR	145	12	8362N	12491N
Caterpillar C-13		DR 22SI Quad Pad Mt., 130 Amp	DR	145	12	8362N	12491N
Caterpillar C-13		DR 35SI HP, Quad Pad Mt., 140 Amp, High Temp. Pkg.	DR	140	12	8609N	8614N
Caterpillar C-13		DR 35SI, Quad Pad Mt, 110 Amp Std.	DR	140	12	8609N	8614N
Caterpillar C-13		DR 35SI, Quad Pad Mt., 135 Amp, Remote Sense	DR	140	12	8609N	8614N
Caterpillar C-13		DR 35SI, Quad Pad Mt., 135 Amp, Road Gang Pkg.	DR	140	12	8609N	8614N
Caterpillar C-13		DR 35SI, Quad Pad Mt., 135 Amp, Std.	DR	140	12	8609N	8614N
Caterpillar C-13		DR36SI HP,Quad Pad Mt., 170 Amp, High Temp Pkg.	DR	170	12	8614N	
Caterpillar C-13		LN (Repl. 34SI) w/Lamp Driver Reg.	DR	170	12	8614N	
Caterpillar C-13		Moto (Repl. 34SI) 140 Amp, No Smart Check	LN	160	12	8410N	8410N
Caterpillar C-13		Moto (Repl. 34SI) 160 Amp, No Smart Check	LN	160	12	8410N	8410N
Caterpillar C-15	2008-01	DR 34SI, Quad Pad Mtg., 135 Amp, Remote Sense	DR	140	12	8609N	8614N
Caterpillar C-15		DR 34SI, Quad Pad Mtg., 135 Amp, Road Gang Pkg.	DR	140	12	8609N	8614N
Caterpillar C-15		Opt. Ser. Repl. DR 24SI, Quad Pad Mt., 160 Amp	DR	160	12	8719N	
Caterpillar C-15		Std. DR 34SI, 110 Amp, Quad Pad Mt.	DR	140	12	8609N	8614N
Caterpillar C-15		Std. DR 34SI, 135 Amp, Quad Pad Mt.	DR	135	12	8096N	8614N
Caterpillar C-15	2007-01	Bosch IR/IF, Repl. Unit, Quad Pad Mtg, 160 Amp	BO	160	12	12491N	12716N
Caterpillar C-15		Bosch IR/IF, Repl. Unit, Quad Pad Mtg, 200 Amp	BO	200	12	12716N	
Caterpillar C-15		Delco 22SI, Quad Pad Mt, 100 Amp	DR	145	12	8362N	12491N
Caterpillar C-15		Delco 22SI, Quad Pad Mt, 145 Amp	DR	145	12	8362N	12491N
Caterpillar C-15		DR 22SI Quad Pad Mt., 130 Amp	DR	145	12	8362N	12491N
Caterpillar C-15		DR 35SI HP, Quad Pad Mt., 140 Amp, High Temp. Pkg.	DR	140	12	8609N	8614N

ALTERNATORS

ALTERNATORS AND GENERATORS

ENGINE	YEAR	APPLICATION	Mfg	Amp	Volt	PART NO.	OPT. NO.
Peterbilt (Cont'd)							
378 (Cont'd)							
Caterpillar C-15	2007-01	DR 35SI, Quad Pad Mt., 110 Amp Std.	DR	140	12	8609N	8614N
Caterpillar C-15		DR 35SI, Quad Pad Mt., 135 Amp, Remote Sense	DR	140	12	8609N	8614N
Caterpillar C-15		DR 35SI, Quad Pad Mt., 135 Amp, Road Gang Pkg.	DR	140	12	8609N	8614N
Caterpillar C-15		DR 35SI, Quad Pad Mt., 135 Amp, Std.	DR	140	12	8609N	8614N
Caterpillar C-15		DR36SI HP,Quad Pad Mt., 170 Amp, High Temp Pkg.	DR	170	12	8614N	
Caterpillar C-15		LN (Repl. 34SI) w/Lamp Driver Reg.	DR	170	12	8614N	
Caterpillar C-15		Moto (Repl. 34SI) 140 Amp, No Smart Check	LN	160	12	8410N	8410N
Caterpillar C-15		Moto (Repl. 34SI) 160 Amp, No Smart Check	LN	160	12	8410N	8410N
Caterpillar C-15	2000-97	Bosch Replacement Unit, 160 Amp, 3 Mounting Ears	BO	160	12	12490N	12715N
Caterpillar C-15		Bosch Replacement Unit, 200 Amp	BO	200	12	12715N	
Caterpillar C-15		DR 22SI J-180 Mt., 130 Amp, 14.1 Vset	DR	145	12	8078N	7685N
Caterpillar C-15		DR 22SI J-180 Mt., 130-145 Amp, 14.5 Vset	DR	145	12	8078N-1	7685N
Caterpillar C-15		DR 22SI J-180 Mt., 145 Amp, 14.1 Vset	DR	145	12	8078N	7685N
Caterpillar C-15		DR 33SI, J-180 Mt., #10 R Term., 135 Amp, Std.	DR	135	12	8083N	8612N
Caterpillar C-15		DR 33SI, J-180 Mt., 135 Amp, Road Gang Pkg.	DR	140	12	8607N	8612N
Caterpillar C-15		DR 33SI, J-180Mt., #10 R Term, 110 Amp, Std.	DR	110	12	8081N	8612N
Caterpillar C-15		DR 35SI HP, J-180 Mtg. 140 Amp, Repl. 33SI, High Temp Pkg. .	DR	140	12	8607N	8612N
Caterpillar C-15		DR 35SI, J-180 Mtg, 135 Amp, Repl. 33SI, Std.	DR	140	12	8607N	8612N
Caterpillar C-15		DR 35SI, J-180 Mtg. 135 Amp, Repl. 33SI, Road Gang Pkg.	DR	140	12	8607N	8612N
Caterpillar C-15		DR 36SI, J-180 Mt. (33SI Upgrade) 170 Amp	DR	170	12	8612N	
Caterpillar C-15		Leece Neville 2500JB, 90 Amp	LN	130	12	7612N	7613N
Caterpillar C-15		Leece Neville 2600JB, 105 Amp	LN	130	12	7612N	7613N
Caterpillar C-15		Leece Neville 2700JB, 130 Amp	LN	130	12	7612N	7613N
Caterpillar C-15		Leece Neville 2805JB, 145 Amp	LN	160	12	7613N	7613N-LC
Caterpillar C-15		Leece Neville LC Series, 160 Amp, stator activated, 239 mm Rotor OAL	LN	160	12	7613N-LC	
Caterpillar C-15		Leece Neville, IR/EF, 160 Amp, trio activated, (235mm rotor OAL)	LN	160	12	7613N	7613N-LC
Caterpillar C-15		Motorola 8LHA, 130 Amp, Std. Regulator	LN	160	12	8329N	
Caterpillar C-15		Motorola 8LHA, 140 Amp, Std. Regulator	LN	160	12	8329N	
Caterpillar C-15		Opt. Serv. Repl., DR 24SI, J180 Mt., 160 Amp	DR	160	12	8718N	
Cummins ISM	2008-01	DR 34SI, Quad Pad Mtg., 135 Amp, Remote Sense	DR	140	12	8609N	8614N
Cummins ISM		DR 34SI, Quad Pad Mtg., 135 Amp, Road Gang Pkg.	DR	140	12	8609N	8614N
Cummins ISM		Opt. Ser. Repl. DR 24SI, Quad Pad Mt., 160 Amp	DR	160	12	8719N	
Cummins ISM		Std. DR 34SI, 110 Amp, Quad Pad Mt.	DR	140	12	8609N	8614N
Cummins ISM		Std. DR 34SI, 135 Amp, Quad Pad Mt.	DR	135	12	8096N	8614N
Cummins ISM	2007-01	Bosch IR/IF, Repl. Unit, Quad Pad Mtg, 160 Amp	BO	160	12	12491N	12716N
Cummins ISM		Bosch IR/IF, Repl. Unit, Quad Pad Mtg, 200 Amp	BO	200	12	12716N	
Cummins ISM		Delco 22SI, Quad Pad Mt, 100 Amp	DR	145	12	8362N	12491N
Cummins ISM		Delco 22SI, Quad Pad Mt, 145 Amp	DR	145	12	8362N	12491N
Cummins ISM		DR 22SI Quad Pad Mt., 130 Amp	DR	145	12	8362N	12491N
Cummins ISM		DR 35SI HP, Quad Pad Mt., 140 Amp, High Temp. Pkg.	DR	140	12	8609N	8614N
Cummins ISM		DR 35SI, Quad Pad Mt, 110 Amp Std.	DR	140	12	8609N	8614N
Cummins ISM		DR 35SI, Quad Pad Mt., 135 Amp, Remote Sense	DR	140	12	8609N	8614N
Cummins ISM		DR 35SI, Quad Pad Mt., 135 Amp, Road Gang Pkg.	DR	140	12	8609N	8614N
Cummins ISM		DR 35SI, Quad Pad Mt., 135 Amp, Std.	DR	140	12	8609N	8614N
Cummins ISM		DR36SI HP,Quad Pad Mt., 170 Amp, High Temp Pkg.	DR	170	12	8614N	
Cummins ISM		LN (Repl. 34SI) w/Lamp Driver Reg.	DR	170	12	8614N	
Cummins ISM		Moto (Repl. 34SI) 140 Amp, No Smart Check	LN	160	12	8410N	8410N
Cummins ISM		Moto (Repl. 34SI) 160 Amp, No Smart Check	LN	160	12	8410N	8410N
Cummins ISM	2000-97	Bosch Replacement Unit, 160 Amp, 3 Mounting Ears	BO	160	12	12490N	12715N
Cummins ISM		Bosch Replacement Unit, 200 Amp	BO	200	12	12715N	
Cummins ISM		DR 22SI J-180 Mt., 130 Amp, 14.1 Vset	DR	145	12	8078N	7685N
Cummins ISM		DR 22SI J-180 Mt., 130-145 Amp, 14.5 Vset	DR	145	12	8078N-1	7685N
Cummins ISM		DR 22SI J-180 Mt., 145 Amp, 14.1 Vset	DR	145	12	8078N	7685N
Cummins ISM		DR 33SI, J-180 Mt., #10 R Term., 135 Amp, Std.	DR	135	12	8083N	8612N
Cummins ISM		DR 33SI, J-180 Mt., 135 Amp, Road Gang Pkg.	DR	140	12	8607N	8612N
Cummins ISM		DR 33SI, J-180Mt., #10 R Term, 110 Amp, Std.	DR	110	12	8081N	8612N
Cummins ISM		DR 35SI HP, J-180 Mtg. 140 Amp, Repl. 33SI, High Temp Pkg. .	DR	140	12	8607N	8612N
Cummins ISM		DR 35SI, J-180 Mtg, 135 Amp, Repl. 33SI, Std.	DR	140	12	8607N	8612N
Cummins ISM		DR 35SI, J-180 Mtg. 135 Amp, Repl. 33SI, Road Gang Pkg.	DR	140	12	8607N	8612N
Cummins ISM		DR 36SI, J-180 Mt. (33SI Upgrade) 170 Amp	DR	170	12	8612N	
Cummins ISM		Leece Neville 2500JB, 90 Amp	LN	130	12	7612N	7613N
Cummins ISM		Leece Neville 2600JB, 105 Amp	LN	130	12	7612N	7613N
Cummins ISM		Leece Neville 2700JB, 130 Amp	LN	130	12	7612N	7613N
Cummins ISM		Leece Neville 2805JB, 145 Amp	LN	160	12	7613N	7613N-LC

ALTERNATORS AND GENERATORS

ENGINE	YEAR	APPLICATION	Mfg	Amp	Volt	PART NO.	OPT. NO.
Peterbilt (Cont'd)							
378 (Cont'd)							
Cummins ISM	2000-97	Leece Neville LC Series, 160 Amp, stator activated, 239 mm Rotor OAL	LN	160	12	7613N-LC	
Cummins ISM		Leece Neville, IR/EF, 160 Amp, trio activated, (235mm rotor OAL)	LN	160	12	7613N	7613N-LC
Cummins ISM		Motorola 8LHA, 130 Amp, Std. Regulator	LN	160	12	8329N	
Cummins ISM		Motorola 8LHA, 140 Amp, Std. Regulator	LN	160	12	8329N	
Cummins ISM		Opt. Serv. Repl., DR 24SI, J180 Mt., 160 Amp	DR	160	12	8718N	
Cummins ISX	2008-01	DR 34SI, Quad Pad Mtg., 135 Amp, Remote Sense	DR	140	12	8609N	8614N
Cummins ISX		DR 34SI, Quad Pad Mtg., 135 Amp, Road Gang Pkg.	DR	140	12	8609N	8614N
Cummins ISX		Opt. Ser. Repl. DR 24SI, Quad Pad Mt., 160 Amp	DR	160	12	8719N	
Cummins ISX		Std. DR 34SI, 110 Amp, Quad Pad Mt.	DR	140	12	8609N	8614N
Cummins ISX		Std. DR 34SI, 135 Amp, Quad Pad Mt.	DR	135	12	8096N	8614N
Cummins ISX	2007-01	Bosch IR/IF, Repl. Unit, Quad Pad Mtg, 160 Amp	BO	160	12	12491N	12716N
Cummins ISX		Bosch IR/IF, Repl. Unit, Quad Pad Mtg, 200 Amp	BO	200	12	12716N	
Cummins ISX		Delco 22SI, Quad Pad Mt, 100 Amp	DR	145	12	8362N	12491N
Cummins ISX		Delco 22SI, Quad Pad Mt, 145 Amp	DR	145	12	8362N	12491N
Cummins ISX		DR 22SI Quad Pad Mt., 130 Amp	DR	145	12	8362N	12491N
Cummins ISX		DR 35SI HP, Quad Pad Mt., 140 Amp, High Temp. Pkg.	DR	140	12	8609N	8614N
Cummins ISX		DR 35SI, Quad Pad Mt, 110 Amp Std.	DR	140	12	8609N	8614N
Cummins ISX		DR 35SI, Quad Pad Mt., 135 Amp, Remote Sense	DR	140	12	8609N	8614N
Cummins ISX		DR 35SI, Quad Pad Mt., 135 Amp, Road Gang Pkg.	DR	140	12	8609N	8614N
Cummins ISX		DR 35SI, Quad Pad Mt., 135 Amp, Std.	DR	140	12	8609N	8614N
Cummins ISX		DR36SI HP,Quad Pad Mt., 170 Amp, High Temp Pkg.	DR	170	12	8614N	
Cummins ISX		LN (Repl. 34SI) w/Lamp Driver Reg.	DR	170	12	8614N	
Cummins ISX		Moto (Repl. 34SI) 140 Amp, No Smart Check	LN	160	12	8410N	8410N
Cummins ISX		Moto (Repl. 34SI) 160 Amp, No Smart Check	LN	160	12	8410N	8410N
Cummins ISX	2000-97	Bosch Replacement Unit, 160 Amp, 3 Mounting Ears	BO	160	12	12490N	12715N
Cummins ISX		Bosch Replacement Unit, 200 Amp	BO	200	12	12715N	
Cummins ISX		DR 22SI J-180 Mt., 130 Amp, 14.1 Vset	DR	145	12	8078N-1	7685N
Cummins ISX		DR 22SI J-180 Mt., 130-145 Amp, 14.5 Vset	DR	145	12	8078N-1	7685N
Cummins ISX		DR 22SI J-180 Mt., 145 Amp, 14.1 Vset	DR	145	12	8078N	7685N
Cummins ISX		DR 33SI, J-180 Mt., #10 R Term., 135 Amp, Std.	DR	135	12	8083N	8612N
Cummins ISX		DR 33SI, J-180 Mt., 135 Amp, Road Gang Pkg.	DR	140	12	8607N	8612N
Cummins ISX		DR 33SI, J-180Mt., #10 R Term, 110 Amp, Std.	DR	110	12	8081N	8612N
Cummins ISX		DR 35SI HP, J-180 Mtg. 140 Amp, Repl. 33SI, High Temp Pkg.	DR	140	12	8607N	8612N
Cummins ISX		DR 35SI, J-180 Mtg, 135 Amp, Repl. 33SI, Std.	DR	140	12	8607N	8612N
Cummins ISX		DR 35SI, J-180 Mtg. 135 Amp, Repl. 33SI, Road Gang Pkg.	DR	140	12	8607N	8612N
Cummins ISX		DR 36SI, J-180 Mt. (33SI Upgrade) 170 Amp	DR	170	12	8612N	
Cummins ISX		Leece Neville 2500JB, 90 Amp	LN	130	12	7612N	7613N
Cummins ISX		Leece Neville 2600JB, 105 Amp	LN	130	12	7612N	7613N
Cummins ISX		Leece Neville 2700JB, 130 Amp	LN	130	12	7612N	7613N
Cummins ISX		Leece Neville 2805JB, 145 Amp	LN	160	12	7613N	7613N-LC
Cummins ISX		Leece Neville LC Series, 160 Amp, stator activated, 239 mm Rotor OAL	LN	160	12	7613N-LC	
Cummins ISX		Leece Neville, IR/EF, 160 Amp, trio activated, (235mm rotor OAL)	LN	160	12	7613N	7613N-LC
Cummins ISX		Motorola 8LHA, 130 Amp, Std. Regulator	LN	160	12	8329N	
Cummins ISX		Motorola 8LHA, 140 Amp, Std. Regulator	LN	160	12	8329N	
Cummins ISX		Opt. Serv. Repl., DR 24SI, J180 Mt., 160 Amp	DR	160	12	8718N	
Cummins L-10	1993-92	Delco 26SI, 85 Amp, w/Relay Terminal	DR	85	12	8066N	
Cummins L-10	1993-91	Bosch Replacement Unit, 160 Amp, 3 Mounting Ears	BO	160	12	12490N	12715N
Cummins L-10		Bosch Replacement Unit, 200 Amp	BO	200	12	12715N	
Cummins L-10		Delco 21SI, 130 Amp	DR	130	12	7681N	7685N
Cummins L-10		Delco 21SI, 145 Amp, 14.1 Vset	DR	145-160	12	7685N	8076N
Cummins L-10		Delco 21SI, 145 Amp, 14.5 Vset	DR	145-160	12	7685N-1	8076N
Cummins L-10		Delco 25SI Alternator (1991)	DR	85	12	8066N	
Cummins L-10		DR 30SI, 105 Amp, w/R Pin, w/o Transformer	DR	105	12	7940N	
Cummins L-10		Leece Neville 2500JB, 90 Amp	LN	130	12	7612N	7613N
Cummins L-10		Leece Neville 2600JB, 105 Amp	LN	130	12	7612N	7613N
Cummins L-10		Leece Neville 2700JB, 130 Amp	LN	130	12	7612N	7613N
Cummins L-10		Leece Neville 2805JB, 145 Amp	LN	160	12	7613N	7613N-LC
Cummins L-10		Leece Neville LC Series, 160 Amp, stator activated, 239 mm Rotor OAL	LN	160	12	7613N-LC	
Cummins L-10		Leece Neville, IR/EF, 160 Amp, trio activated, (235mm rotor OAL)	LN	160	12	7613N	7613N-LC
Cummins L-10		Motorola 8LHA, 130 Amp, Std. Regulator	LN	160	12	8329N	

ALTERNATORS

ALTERNATORS AND GENERATORS

ENGINE	YEAR	APPLICATION	Mfg	Amp	Volt	PART NO.	OPT. NO.
Peterbilt (Cont'd)							
378 (Cont'd)							
Cummins L-10	1993-91	Motorola 8LHA, 140 Amp, Std. Regulator	LN	160	12	8329N	
Cummins M11	1999-96	DR 22SI J-180 Mt., 130 Amp, 14.1 Vset	DR	145	12	8078N	7685N
Cummins M11		DR 22SI J-180 Mt., 130-145 Amp, 14.5 Vset	DR	145	12	8078N-1	7685N
Cummins M11		DR 22SI J-180 Mt., 145 Amp, 14.1 Vset	DR	145	12	8078N	7685N
Cummins M11		DR 33SI, J-180 Mt., #10 R Term., 135 Amp, Std.	DR	135	12	8083N	8612N
Cummins M11		DR 33SI, J-180Mt., #10 R Term., 110 Amp, Std.	DR	110	12	8081N	8612N
Cummins M11		Opt. Serv. Repl., DR 24SI, J180 Mt., 160 Amp	DR	160	12	8718N	
Cummins M11	1999-93	Bosch Replacement Unit, 160 Amp, 3 Mounting Ears	BO	160	12	12490N	12715N
Cummins M11		Bosch Replacement Unit, 200 Amp	BO	200	12	12715N	
Cummins M11		Leece Neville 2500JB, 90 Amp	LN	130	12	7612N	7613N
Cummins M11		Leece Neville 2600JB, 105 Amp	LN	130	12	7612N	7613N
Cummins M11		Leece Neville 2700JB, 130 Amp	LN	130	12	7612N	7613N
Cummins M11		Leece Neville 2805JB, 145 Amp	LN	160	12	7613N	7613N-LC
Cummins M11		Leece Neville LC Series, 160 Amp, stator activated, 239 mm Rotor OAL	LN	160	12	7613N-LC	
Cummins M11		Leece Neville, IR/EF, 160 Amp, trio activated, (235mm rotor OAL)	LN	160	12	7613N	7613N-LC
Cummins M11		Motorola 8LHA, 130 Amp, Std. Regulator	LN	160	12	8329N	
Cummins M11		Motorola 8LHA, 140 Amp, Std. Regulator	LN	160	12	8329N	
Cummins M11	1995-93	Delco 21SI, 100 Amp	DR	130	12	7681N	7685N
Cummins M11		Delco 21SI, 130 Amp	DR	130	12	7681N	7685N
Cummins M11		Delco 21SI, 145 Amp, 14.1 Vset	DR	145-160	12	7685N	8076N
Cummins M11		Delco 21SI, 145 Amp, 14.5 Vset	DR	145-160	12	7685N-1	8076N
Cummins M11		Delco 26SI, 85 Amp, w/Relay Terminal	DR	85	12	8066N	
Cummins M11		DR 30SI, 105 Amp, w/R Pin, w/o Transformer	DR	105	12	7940N	
Cummins N14	2006-98	Delco 34SI, Quad Mt, 110 Amp, Std.	DR	135	12	8092N	8613N
Cummins N14		Delco 34SI, Quad Mt., 135 Amp	DR	135	12	8092N	8613N
Cummins N14		DR 35SI Quad Mt., Repl.34SI, R Pin, 110 Amp	DR	140	12	8608N	8613N
Cummins N14		DR 35SI, J-180 Mtg, 110 Amp, Repl. 33SI	DR	140	12	8607N	8612N
Cummins N14		DR 35SI, J-180 Mtg, 135 Amp, Repl. 33SI	DR	140	12	8607N	8612N
Cummins N14		DR 35SI, Quad Mt., Repl.34SI, 135 Amp	DR	140	12	8608N	8613N
Cummins N14		Std. DR 33SI, J-180 Mt., 135 Amp, w/Relay Pin	DR	135	12	8083N	8612N
Cummins N14		Std. DR 33SI, J-180Mt., 110 Amp, w/Relay Pin	DR	110	12	8081N	8612N
Cummins N14	2003-98	DR 22SI J-180 Mt., 130 Amp, 14.1 Vset	DR	145	12	8078N	7685N
Cummins N14		DR 22SI J-180 Mt., 130-145 Amp, 14.5 Vset	DR	145	12	8078N-1	7685N
Cummins N14		DR 22SI J-180 Mt., 145 Amp, 14.1 Vset	DR	145	12	8078N	7685N
Cummins N14		Opt. Serv. Repl., DR 24SI, J180 Mt., 160 Amp	DR	160	12	8718N	
Cummins N14	2003-91	Bosch Replacement Unit, 160 Amp, 3 Mounting Ears	BO	160	12	12490N	12715N
Cummins N14		Bosch Replacement Unit, 200 Amp	BO	200	12	12715N	
Cummins N14		Leece Neville 2500JB, 90 Amp	LN	130	12	7612N	7613N
Cummins N14		Leece Neville 2600JB, 105 Amp	LN	130	12	7612N	7613N
Cummins N14		Leece Neville 2700JB, 130 Amp	LN	130	12	7612N	7613N
Cummins N14		Leece Neville 2805JB, 145 Amp	LN	160	12	7613N	7613N-LC
Cummins N14		Leece Neville LC Series, 160 Amp, stator activated, 239 mm Rotor OAL	LN	160	12	7613N-LC	
Cummins N14		Leece Neville, IR/EF, 160 Amp, trio activated, (235mm rotor OAL)	LN	160	12	7613N	7613N-LC
Cummins N14		Motorola 8LHA, 130 Amp, Std. Regulator	LN	160	12	8329N	
Cummins N14		Motorola 8LHA, 140 Amp, Std. Regulator	LN	160	12	8329N	
Cummins N14	1997-95	Delco 21SI, 100 Amp	DR	130	12	7681N	7685N
Cummins N14	1997-92	Delco 26SI, 85 Amp, w/Relay Terminal	DR	85	12	8066N	
Cummins N14	1997-91	Delco 21SI, 130 Amp	DR	130	12	7681N	7685N
Cummins N14		Delco 21SI, 145 Amp, 14.1 Vset	DR	145-160	12	7685N	8076N
Cummins N14		Delco 21SI, 145 Amp, 14.5 Vset	DR	145-160	12	7685N-1	8076N
Cummins N14		DR 30SI, 105 Amp, w/R Pin, w/o Transformer	DR	105	12	7940N	
Cummins N14	1994-91	Delco 25SI Alternator (1991)	DR	85	12	8066N	
Cummins NTC Eng.	1990-86	30SI Delco, 90 Amp, w/o Transformer	DR	90	12	7262N	
Cummins NTC Eng.		30SI Delco, 90 Amp, w/Transformer	DR	90	12	7256N	
Cummins NTC Eng.		Bosch Replacement Unit, 160 Amp, 3 Mounting Ears	BO	160	12	12490N	12715N
Cummins NTC Eng.		Bosch Replacement Unit, 200 Amp	BO	200	12	12715N	
Cummins NTC Eng.		Delco 25SI Alternator	DR	85	12	8066N	
Cummins NTC Eng.		Delco 25SI Alternator (1986)	DR	75	12	7255N	8066N
Cummins NTC Eng.		DR 30SI, 105 Amp, w/R Pin, w/o Transformer	DR	105	12	7940N	
Cummins NTC Eng.		Leece Neville 2500JB, 90 Amp	LN	130	12	7612N	7613N
Cummins NTC Eng.		Leece Neville 2600JB, 105 Amp	LN	130	12	7612N	7613N
Cummins NTC Eng.		Motorola Loadhandler	LN	160	12	8329N	

ALTERNATORS AND GENERATORS

ENGINE	YEAR	APPLICATION	Mfg	Amp	Volt	PART NO.	OPT. NO.	
Peterbilt (Cont'd)								
378 (Cont'd)								
DD 60 Series	2001-99	DR 34SI, Quad Pad Mtg., 135 Amp, Remote Sense	DR	140	12	8609N	8614N	
DD 60 Series		DR 34SI, Quad Pad Mtg., 135 Amp, Road Gang Pkg.	DR	140	12	8609N	8614N	
DD 60 Series		DR 35SI HP, Quad Pad Mt., 140 Amp, High Temp. Pkg.	DR	140	12	8609N	8614N	
DD 60 Series		DR 35SI, Quad Pad Mt., 110 Amp Std.	DR	140	12	8609N	8614N	
DD 60 Series		DR 35SI, Quad Pad Mt., 135 Amp, Remote Sense	DR	140	12	8609N	8614N	
DD 60 Series		DR 35SI, Quad Pad Mt., 135 Amp, Road Gang Pkg.	DR	140	12	8609N	8614N	
DD 60 Series		DR 35SI, Quad Pad Mt., 135 Amp, Std.	DR	140	12	8609N	8614N	
DD 60 Series		DR36SI HP,Quad Pad Mt., 170 Amp, High Temp Pkg.	DR	170	12	8614N		
DD 60 Series		LN, 160 Amp, w/Lamp Driver Reg.	DR	170	12	8614N		
DD 60 Series		Std. DR 34SI, 110 Amp, Quad Pad Mt.	DR	140	12	8609N	8614N	
DD 60 Series	1998-96	Std. DR 34SI, 135 Amp, Quad Pad Mt.	DR	135	12	8096N	8614N	
DD 60 Series		Delco 34SI, Quad Mt., 135 Amp	DR	135	12	8092N	8613N	
DD 60 Series		Delco 35SI, (34SI) HP High Temp Pkg.	DR	140	12	8608N	8613N	
DD 60 Series		DR 33SI, J-180 Mt., #10 R Term., 135 Amp, Std.	DR	135	12	8083N	8612N	
DD 60 Series		DR 33SI, J-180Mt., #10 R Term, 110 Amp, Std.	DR	110	12	8081N	8612N	
DD 60 Series		DR 34SI Quad Mt., 110 Amp	DR	135	12	8092N	8613N	
DD 60 Series		DR 34SI, Quad Mt., (35SI Amp, Remote Sense	DR	135	12	8092N	8613N	
DD 60 Series		DR 35SI HP, J-180 Mtg. 140 Amp, Repl. 33SI, High Temp Pkg. .	DR	140	12	8607N	8612N	
DD 60 Series		DR 35SI Quad Mt., Repl.34SI, #10 R Term, 110 Amp	DR	140	12	8608N	8613N	
DD 60 Series		DR 35SI, J-180 Mt., (33SI Upgrade) 110 Amp, Std.	DR	140	12	8607N	8612N	
DD 60 Series	1995-94	DR 35SI, J-180 Mtg, 135 Amp, Repl. 33SI, Std.	DR	140	12	8607N	8612N	
DD 60 Series		DR 35SI, Quad Mt., Repl.34SI, 135 Amp	DR	140	12	8608N	8613N	
DD 60 Series		DR 36SI, J-180 Mt. (33SI Upgrade) 170 Amp	DR	170	12	8612N		
DD 60 Series		DR 36SI, Quad Mt., 170 Amp, Repl. 34SI	DR	170	12	8613N		
DD 60 Series		1995-94	Delco 21SI, 100 Amp	DR	130	12	7681N	7685N
DD 60 Series		1995-92	Delco 26SI, 85 Amp, w/Relay Terminal	DR	85	12	8066N	
DD 60 Series		1995-91	Delco 21SI, 130 Amp	DR	130	12	7681N	7685N
DD 60 Series			Delco 21SI, 145 Amp, 14.1 Vset	DR	145-160	12	7685N	8076N
DD 60 Series			Delco 21SI, 145 Amp, 14.5 Vset	DR	145-160	12	7685N-1	8076N
DD 60 Series			Leece Neville 2700JB, 130 Amp	LN	130	12	7612N	7613N
DD 60 Series		Leece Neville 2805JB, 145 Amp	LN	160	12	7613N	7613N-LC	
DD 60 Series		Leece Neville LC Series, 160 Amp, stator activated, 239 mm Rotor OAL	LN	160	12	7613N-LC		
DD 60 Series		Leece Neville, IR/EF, 160 Amp, trio activated, (235mm rotor OAL)	LN	160	12	7613N	7613N-LC	
DD 60 Series		Motorola 8LHA, 130 Amp, Std. Regulator	LN	160	12	8329N		
DD 60 Series		Motorola 8LHA, 140 Amp, Std. Regulator	LN	160	12	8329N		
DD 60 Series	1995-87	Bosch Replacement Unit, 160 Amp, 3 Mounting Ears	BO	160	12	12490N	12715N	
DD 60 Series		Bosch Replacement Unit, 200 Amp	BO	200	12	12715N		
DD 60 Series		DR 30SI, 105 Amp, w/R Pin, w/o Transformer	DR	105	12	7940N		
DD 60 Series		Leece Neville 2500JB, 90 Amp	LN	130	12	7612N	7613N	
DD 60 Series		Leece Neville 2600JB, 105 Amp	LN	130	12	7612N	7613N	
DD 60 Series	1993-91	Delco 25SI Alternator (1991)	DR	85	12	8066N		
DD 60 Series	1990-87	30SI Delco, 90 Amp, w/o Transformer	DR	90	12	7262N		
DD 60 Series		30SI Delco, 90 Amp, w/Transformer	DR	90	12	7256N		
DD 60 Series		Delco 25SI Alternator	DR	85	12	8066N		
DD 60 Series		Delco 25SI Alternator (1986)	DR	75	12	7255N	8066N	
DD 60 Series		Motorola Loadhandler	LN	160	12	8329N		
DD 6V-71	1993-92	Delco 26SI, 85 Amp, w/Relay Terminal	DR	85	12	8066N		
DD 6V-71	1993-91	Bosch Replacement Unit, 160 Amp, 3 Mounting Ears	BO	160	12	12490N	12715N	
DD 6V-71		Bosch Replacement Unit, 200 Amp	BO	200	12	12715N		
DD 6V-71		Delco 21SI, 130 Amp	DR	130	12	7681N	7685N	
DD 6V-71		Delco 21SI, 145 Amp, 14.1 Vset	DR	145-160	12	7685N	8076N	
DD 6V-71		Delco 21SI, 145 Amp, 14.5 Vset	DR	145-160	12	7685N-1	8076N	
DD 6V-71		Delco 25SI Alternator (1991)	DR	85	12	8066N		
DD 6V-71		DR 30SI, 105 Amp, w/R Pin, w/o Transformer	DR	105	12	7940N		
DD 6V-71		Leece Neville 2500JB, 90 Amp	LN	130	12	7612N	7613N	
DD 6V-71		Leece Neville 2600JB, 105 Amp	LN	130	12	7612N	7613N	
DD 6V-71		Leece Neville 2700JB, 130 Amp	LN	130	12	7612N	7613N	
DD 6V-71		Leece Neville 2805JB, 145 Amp	LN	160	12	7613N	7613N-LC	
DD 6V-71		Leece Neville LC Series, 160 Amp, stator activated, 239 mm Rotor OAL	LN	160	12	7613N-LC		
DD 6V-71		Leece Neville, IR/EF, 160 Amp, trio activated, (235mm rotor OAL)	LN	160	12	7613N	7613N-LC	
DD 6V-71		Motorola 8LHA, 130 Amp, Std. Regulator	LN	160	12	8329N		
DD 6V-71		Motorola 8LHA, 140 Amp, Std. Regulator	LN	160	12	8329N		

ALTERNATORS

ALTERNATORS AND GENERATORS

ENGINE	YEAR	APPLICATION	Mfg	Amp	Volt	PART NO.	OPT. NO.
Peterbilt (Cont'd)							
379							
Caterpillar 3176	1999-96	DR 22SI J-180 Mt., 130 Amp, 14.1 Vset	DR	145	12	8078N	7685N
Caterpillar 3176		DR 22SI J-180 Mt., 130-145 Amp, 14.5 Vset	DR	145	12	8078N-1	7685N
Caterpillar 3176		DR 22SI J-180 Mt., 145 Amp, 14.1 Vset	DR	145	12	8078N	7685N
Caterpillar 3176		DR 33SI, J-180 Mt., #10 R Term., 135 Amp, Std.	DR	135	12	8083N	8612N
Caterpillar 3176		DR 33SI, J-180 Mt., 135 Amp, Road Gang Pkg.	DR	140	12	8607N	8612N
Caterpillar 3176		DR 33SI, J-180Mt., #10 R Term, 110 Amp, Std.	DR	110	12	8081N	8612N
Caterpillar 3176		DR 35SI HP, J-180 Mtg. 140 Amp, Repl. 33SI, High Temp Pkg. .	DR	140	12	8607N	8612N
Caterpillar 3176		DR 35SI, J-180 Mt., (33SI Upgrade) 110 Amp, Std.	DR	140	12	8607N	8612N
Caterpillar 3176		DR 35SI, J-180 Mtg, 135 Amp, Repl. 33SI, Std.	DR	140	12	8607N	8612N
Caterpillar 3176		DR 35SI, J-180 Mtg. 135 Amp, Repl. 33SI, Road Gang Pkg.	DR	140	12	8607N	8612N
Caterpillar 3176		DR 36SI, J-180 Mt. (33SI Upgrade) 170 Amp	DR	170	12	8612N	
Caterpillar 3176		Opt. Serv. Repl., DR 24SI, J180 Mt., 160 Amp	DR	160	12	8718N	
Caterpillar 3176	1999-91	Bosch Replacement Unit, 160 Amp, 3 Mounting Ears	BO	160	12	12490N	12715N
Caterpillar 3176		Bosch Replacement Unit, 200 Amp	BO	200	12	12715N	
Caterpillar 3176		Leece Neville 2500JB, 90 Amp	LN	130	12	7612N	7613N
Caterpillar 3176		Leece Neville 2600JB, 105 Amp	LN	130	12	7612N	7613N
Caterpillar 3176		Leece Neville 2700JB, 130 Amp	LN	130	12	7612N	7613N
Caterpillar 3176		Leece Neville 2805JB, 145 Amp	LN	160	12	7613N	7613N-LC
Caterpillar 3176		Leece Neville LC Series, 160 Amp, stator activated, 239 mm Rotor OAL	LN	160	12	7613N-LC	
Caterpillar 3176		Leece Neville, IR/EF, 160 Amp, trio activated, (235mm rotor OAL)	LN	160	12	7613N	7613N-LC
Caterpillar 3176		Motorola 8LHA, 130 Amp, Std. Regulator	LN	160	12	8329N	
Caterpillar 3176		Motorola 8LHA, 140 Amp, Std. Regulator	LN	160	12	8329N	
Caterpillar 3176	1995-94	Delco 21SI, 100 Amp	DR	130	12	7681N	7685N
Caterpillar 3176	1995-92	Delco 26SI, 85 Amp, w/Relay Terminal	DR	85	12	8066N	
Caterpillar 3176	1995-91	Delco 21SI, 130 Amp	DR	130	12	7681N	7685N
Caterpillar 3176		Delco 21SI, 145 Amp, 14.1 Vset	DR	145-160	12	7685N	8076N
Caterpillar 3176		Delco 21SI, 145 Amp, 14.5 Vset	DR	145-160	12	7685N-1	8076N
Caterpillar 3176		DR 30SI, 105 Amp, w/R Pin, w/o Transformer	DR	105	12	7940N	
Caterpillar 3176	1993-91	Delco 25SI Alternator (1991)	DR	85	12	8066N	
Caterpillar 3306	1999-96	DR 22SI J-180 Mt., 130 Amp, 14.1 Vset	DR	145	12	8078N	7685N
Caterpillar 3306		DR 22SI J-180 Mt., 130-145 Amp, 14.5 Vset	DR	145	12	8078N-1	7685N
Caterpillar 3306		DR 22SI J-180 Mt., 145 Amp, 14.1 Vset	DR	145	12	8078N	7685N
Caterpillar 3306		DR 33SI, J-180 Mt., #10 R Term., 135 Amp, Std.	DR	135	12	8083N	8612N
Caterpillar 3306		DR 33SI, J-180 Mt., 135 Amp, Road Gang Pkg.	DR	140	12	8607N	8612N
Caterpillar 3306		DR 33SI, J-180Mt., #10 R Term, 110 Amp, Std.	DR	110	12	8081N	8612N
Caterpillar 3306		DR 35SI HP, J-180 Mtg. 140 Amp, Repl. 33SI, High Temp Pkg. .	DR	140	12	8607N	8612N
Caterpillar 3306		DR 35SI, J-180 Mt., (33SI Upgrade) 110 Amp, Std.	DR	140	12	8607N	8612N
Caterpillar 3306		DR 35SI, J-180 Mtg, 135 Amp, Repl. 33SI, Std.	DR	140	12	8607N	8612N
Caterpillar 3306		DR 35SI, J-180 Mtg. 135 Amp, Repl. 33SI, Road Gang Pkg.	DR	140	12	8607N	8612N
Caterpillar 3306		DR 36SI, J-180 Mt. (33SI Upgrade) 170 Amp	DR	170	12	8612N	
Caterpillar 3306		Opt. Serv. Repl., DR 24SI, J180 Mt., 160 Amp	DR	160	12	8718N	
Caterpillar 3306	1999-91	Bosch Replacement Unit, 160 Amp, 3 Mounting Ears	BO	160	12	12490N	12715N
Caterpillar 3306		Bosch Replacement Unit, 200 Amp	BO	200	12	12715N	
Caterpillar 3306		Leece Neville 2500JB, 90 Amp	LN	130	12	7612N	7613N
Caterpillar 3306		Leece Neville 2600JB, 105 Amp	LN	130	12	7612N	7613N
Caterpillar 3306		Leece Neville 2700JB, 130 Amp	LN	130	12	7612N	7613N
Caterpillar 3306		Leece Neville 2805JB, 145 Amp	LN	160	12	7613N	7613N-LC
Caterpillar 3306		Leece Neville LC Series, 160 Amp, stator activated, 239 mm Rotor OAL	LN	160	12	7613N-LC	
Caterpillar 3306		Leece Neville, IR/EF, 160 Amp, trio activated, (235mm rotor OAL)	LN	160	12	7613N	7613N-LC
Caterpillar 3306		Motorola 8LHA, 130 Amp, Std. Regulator	LN	160	12	8329N	
Caterpillar 3306		Motorola 8LHA, 140 Amp, Std. Regulator	LN	160	12	8329N	
Caterpillar 3306	1995-94	Delco 21SI, 100 Amp	DR	130	12	7681N	7685N
Caterpillar 3306	1995-92	Delco 26SI, 85 Amp, w/Relay Terminal	DR	85	12	8066N	
Caterpillar 3306	1995-91	Delco 21SI, 130 Amp	DR	130	12	7681N	7685N
Caterpillar 3306		Delco 21SI, 145 Amp, 14.1 Vset	DR	145-160	12	7685N	8076N
Caterpillar 3306		Delco 21SI, 145 Amp, 14.5 Vset	DR	145-160	12	7685N-1	8076N
Caterpillar 3306		DR 30SI, 105 Amp, w/R Pin, w/o Transformer	DR	105	12	7940N	
Caterpillar 3306	1993-91	Delco 25SI Alternator (1991)	DR	85	12	8066N	
Caterpillar 3406	2008-96	DR 33SI, J-180 Mt., 135 Amp, Road Gang Pkg.	DR	140	12	8607N	8612N
Caterpillar 3406	2006-96	DR 33SI, J-180 Mt., #10 R Term., 135 Amp, Std.	DR	135	12	8083N	8612N
Caterpillar 3406		DR 33SI, J-180Mt., #10 R Term, 110 Amp, Std.	DR	110	12	8081N	8612N
Caterpillar 3406		DR 35SI HP, J-180 Mtg. 140 Amp, Repl. 33SI, High Temp Pkg. .	DR	140	12	8607N	8612N

ALTERNATORS AND GENERATORS

ENGINE	YEAR	APPLICATION	Mfg	Amp	Volt	PART NO.	OPT. NO.
Peterbilt (Cont'd)							
379 (Cont'd)							
Caterpillar 3406	2006-96	DR 35SI, J-180 Mt., (33SI Upgrade) 110 Amp, Std.	DR	140	12	8607N	8612N
Caterpillar 3406		DR 35SI, J-180 Mtg, 135 Amp, Repl. 33SI, Std.	DR	140	12	8607N	8612N
Caterpillar 3406		DR 35SI, J-180 Mtg. 135 Amp, Repl. 33SI, Road Gang Pkg.	DR	140	12	8607N	8612N
Caterpillar 3406		DR 36SI, J-180 Mt. (33SI Upgrade) 170 Amp	DR	170	12	8612N	
Caterpillar 3406	2005-96	DR 22SI J-180 Mt., 130 Amp, 14.1 Vset	DR	145	12	8078N	7685N
Caterpillar 3406		DR 22SI J-180 Mt., 130-145 Amp, 14.5 Vset	DR	145	12	8078N-1	7685N
Caterpillar 3406		DR 22SI J-180 Mt., 145 Amp, 14.1 Vset	DR	145	12	8078N	7685N
Caterpillar 3406		Opt. Serv. Repl., DR 24SI, J180 Mt., 160 Amp	DR	160	12	8718N	
Caterpillar 3406	2005-91	Leece Neville 2700JB, 130 Amp	LN	130	12	7612N	7613N
Caterpillar 3406		Leece Neville 2805JB, 145 Amp	LN	160	12	7613N	7613N-LC
Caterpillar 3406		Leece Neville LC Series, 160 Amp, stator activated, 239 mm Rotor OAL	LN	160	12	7613N-LC	
Caterpillar 3406		Leece Neville, IR/EF, 160 Amp, trio activated, (235mm rotor OAL)	LN	160	12	7613N	7613N-LC
Caterpillar 3406		Motorola 8LHA, 130 Amp, Std. Regulator	LN	160	12	8329N	
Caterpillar 3406		Motorola 8LHA, 140 Amp, Std. Regulator	LN	160	12	8329N	
Caterpillar 3406	2005-86	Bosch Replacement Unit, 160 Amp, 3 Mounting Ears	BO	160	12	12490N	12715N
Caterpillar 3406		Bosch Replacement Unit, 200 Amp	BO	200	12	12715N	
Caterpillar 3406		Leece Neville 2500JB, 90 Amp	LN	130	12	7612N	7613N
Caterpillar 3406		Leece Neville 2600JB, 105 Amp	LN	130	12	7612N	7613N
Caterpillar 3406	1995-94	Delco 21SI, 100 Amp	DR	130	12	7681N	7685N
Caterpillar 3406	1995-92	Delco 26SI, 85 Amp, w/Relay Terminal	DR	85	12	8066N	
Caterpillar 3406	1995-91	Delco 21SI, 130 Amp	DR	130	12	7681N	7685N
Caterpillar 3406		Delco 21SI, 145 Amp, 14.1 Vset	DR	145-160	12	7685N	8076N
Caterpillar 3406		Delco 21SI, 145 Amp, 14.5 Vset	DR	145-160	12	7685N-1	8076N
Caterpillar 3406	1995-86	DR 30SI, 105 Amp, w/R Pin, w/o Transformer	DR	105	12	7940N	
Caterpillar 3406	1993-91	Delco 25SI Alternator (1991)	DR	85	12	8066N	
Caterpillar 3406	1990-86	30SI Delco, 90 Amp, w/o Transformer	DR	90	12	7262N	
Caterpillar 3406		30SI Delco, 90 Amp, w/Transformer	DR	90	12	7256N	
Caterpillar 3406		Delco 25SI Alternator	DR	85	12	8066N	
Caterpillar 3406		Delco 25SI Alternator (1986)	DR	75	12	7255N	8066N
Caterpillar 3406		Motorola Loadhandler	LN	160	12	8329N	
Caterpillar C-10	2008-98	DR 33SI, J-180 Mt., 135 Amp, Road Gang Pkg.	DR	140	12	8607N	8612N
Caterpillar C-10	2006-98	DR 33SI, J-180 Mt., #10 R Term., 135 Amp, Std.	DR	135	12	8083N	8612N
Caterpillar C-10		DR 33SI, J-180Mt., #10 R Term, 110 Amp, Std.	DR	110	12	8081N	8612N
Caterpillar C-10		DR 35SI HP, J-180 Mtg. 140 Amp, Repl. 33SI, High Temp Pkg. .	DR	140	12	8607N	8612N
Caterpillar C-10		DR 35SI, J-180 Mt., (33SI Upgrade) 110 Amp, Std.	DR	140	12	8607N	8612N
Caterpillar C-10		DR 35SI, J-180 Mtg, 135 Amp, Repl. 33SI, Std.	DR	140	12	8607N	8612N
Caterpillar C-10		DR 35SI, J-180 Mtg. 135 Amp, Repl. 33SI, Road Gang Pkg.	DR	140	12	8607N	8612N
Caterpillar C-10		DR 36SI, J-180 Mt. (33SI Upgrade) 170 Amp	DR	170	12	8612N	
Caterpillar C-10	2003-98	DR 22SI J-180 Mt., 130 Amp, 14.1 Vset	DR	145	12	8078N	7685N
Caterpillar C-10		DR 22SI J-180 Mt., 130-145 Amp, 14.5 Vset	DR	145	12	8078N-1	7685N
Caterpillar C-10		DR 22SI J-180 Mt., 145 Amp, 14.1 Vset	DR	145	12	8078N	7685N
Caterpillar C-10		Opt. Serv. Repl., DR 24SI, J180 Mt., 160 Amp	DR	160	12	8718N	
Caterpillar C-10	2003-97	Bosch Replacement Unit, 160 Amp, 3 Mounting Ears	BO	160	12	12490N	12715N
Caterpillar C-10		Bosch Replacement Unit, 200 Amp	BO	200	12	12715N	
Caterpillar C-10		Leece Neville 2500JB, 90 Amp	LN	130	12	7612N	7613N
Caterpillar C-10		Leece Neville 2600JB, 105 Amp	LN	130	12	7612N	7613N
Caterpillar C-10		Leece Neville 2700JB, 130 Amp	LN	130	12	7612N	7613N
Caterpillar C-10		Leece Neville 2805JB, 145 Amp	LN	160	12	7613N	7613N-LC
Caterpillar C-10		Leece Neville LC Series, 160 Amp, stator activated, 239 mm Rotor OAL	LN	160	12	7613N-LC	
Caterpillar C-10		Leece Neville, IR/EF, 160 Amp, trio activated, (235mm rotor OAL)	LN	160	12	7613N	7613N-LC
Caterpillar C-10		Motorola 8LHA, 130 Amp, Std. Regulator	LN	160	12	8329N	
Caterpillar C-10		Motorola 8LHA, 140 Amp, Std. Regulator	LN	160	12	8329N	
Caterpillar C-10	1997	Delco 21SI, 100 Amp	DR	130	12	7681N	7685N
Caterpillar C-10		Delco 21SI, 130 Amp	DR	130	12	7681N	7685N
Caterpillar C-10		Delco 21SI, 145 Amp, 14.1 Vset	DR	145-160	12	7685N	8076N
Caterpillar C-10		Delco 21SI, 145 Amp, 14.5 Vset	DR	145-160	12	7685N-1	8076N
Caterpillar C-10		Delco 26SI, 85 Amp, w/Relay Terminal	DR	85	12	8066N	
Caterpillar C-10		DR 30SI, 105 Amp, w/R Pin, w/o Transformer	DR	105	12	7940N	
Caterpillar C-12	2008-98	DR 33SI, J-180 Mt., 135 Amp, Road Gang Pkg.	DR	140	12	8607N	8612N
Caterpillar C-12	2006-98	DR 33SI, J-180 Mt., #10 R Term., 135 Amp, Std.	DR	135	12	8083N	8612N
Caterpillar C-12		DR 33SI, J-180Mt., #10 R Term, 110 Amp, Std.	DR	110	12	8081N	8612N
Caterpillar C-12		DR 35SI HP, J-180 Mtg. 140 Amp, Repl. 33SI, High Temp Pkg. .	DR	140	12	8607N	8612N

ALTERNATORS

ALTERNATORS AND GENERATORS

ENGINE	YEAR	APPLICATION	Mfg	Amp	Volt	PART NO.	OPT. NO.
Peterbilt (Cont'd)							
379 (Cont'd)							
Caterpillar C-12	2006-98	DR 35SI, J-180 Mt., (33SI Upgrade) 110 Amp, Std.	DR	140	12	8607N	8612N
Caterpillar C-12		DR 35SI, J-180 Mtg, 135 Amp, Repl. 33SI, Std.	DR	140	12	8607N	8612N
Caterpillar C-12	2005-98	DR 35SI, J-180 Mtg. 135 Amp, Repl. 33SI, Road Gang Pkg.	DR	140	12	8607N	8612N
Caterpillar C-12		DR 36SI, J-180 Mt. (33SI Upgrade) 170 Amp	DR	170	12	8612N	
Caterpillar C-12	2005-98	DR 22SI J-180 Mt., 130 Amp, 14.1 Vset	DR	145	12	8078N	7685N
Caterpillar C-12		DR 22SI J-180 Mt., 130-145 Amp, 14.5 Vset	DR	145	12	8078N-1	7685N
Caterpillar C-12	2005-97	DR 22SI J-180 Mt., 145 Amp, 14.1 Vset	DR	145	12	8078N	7685N
Caterpillar C-12		Opt. Serv. Repl., DR 24SI, J180 Mt., 160 Amp	DR	160	12	8718N	
Caterpillar C-12	2005-97	Bosch Replacement Unit, 160 Amp, 3 Mounting Ears	BO	160	12	12490N	12715N
Caterpillar C-12		Bosch Replacement Unit, 200 Amp	BO	200	12	12715N	
Caterpillar C-12	2000-97	Leece Neville 2500JB, 90 Amp	LN	130	12	7612N	7613N
Caterpillar C-12		Leece Neville 2600JB, 105 Amp	LN	130	12	7612N	7613N
Caterpillar C-12	2000-97	Leece Neville 2700JB, 130 Amp	LN	130	12	7612N	7613N
Caterpillar C-12		Leece Neville 2805JB, 145 Amp	LN	160	12	7613N	7613N-LC
Caterpillar C-12	2000-97	Leece Neville LC Series, 160 Amp, stator activated, 239 mm Rotor OAL	LN	160	12	7613N-LC	
Caterpillar C-12		Leece Neville, IR/EF, 160 Amp, trio activated, (235mm rotor OAL)	LN	160	12	7613N	7613N-LC
Caterpillar C-12	1997	Motorola 8LHA, 130 Amp, Std. Regulator	LN	160	12	8329N	
Caterpillar C-12		Motorola 8LHA, 140 Amp, Std. Regulator	LN	160	12	8329N	
Caterpillar C-12	1997	Delco 21SI, 100 Amp	DR	130	12	7681N	7685N
Caterpillar C-12		Delco 21SI, 130 Amp	DR	130	12	7681N	7685N
Caterpillar C-12	2008-04	Delco 21SI, 145 Amp, 14.1 Vset	DR	145-160	12	7685N	8076N
Caterpillar C-12		Delco 21SI, 145 Amp, 14.5 Vset	DR	145-160	12	7685N-1	8076N
Caterpillar C-12	2008-04	Delco 26SI, 85 Amp, w/Relay Terminal	DR	85	12	8066N	
Caterpillar C-12		DR 30SI, 105 Amp, w/R Pin, w/o Transformer	DR	105	12	7940N	
Caterpillar C-13	2008-04	DR 34SI, Quad Pad Mtg., 135 Amp, Remote Sense	DR	140	12	8609N	8614N
Caterpillar C-13		DR 34SI, Quad Pad Mtg., 135 Amp, Road Gang Pkg.	DR	140	12	8609N	8614N
Caterpillar C-13	2007-04	Opt. Ser. Repl. DR 24SI, Quad Pad Mt., 160 Amp	DR	160	12	8719N	
Caterpillar C-13		Std. DR 34SI, 110 Amp, Quad Pad Mt.	DR	140	12	8609N	8614N
Caterpillar C-13	2007-04	Std. DR 34SI, 135 Amp, Quad Pad Mt.	DR	135	12	8096N	8614N
Caterpillar C-13		Bosch IR/IF, Repl. Unit, Quad Pad Mtg, 160 Amp	BO	160	12	12491N	12716N
Caterpillar C-13	2008-01	Bosch IR/IF, Repl. Unit, Quad Pad Mtg, 200 Amp	BO	200	12	12716N	
Caterpillar C-13		Delco 22SI, Quad Pad Mt, 100 Amp	DR	145	12	8362N	12491N
Caterpillar C-13	2008-01	Delco 22SI, Quad Pad Mt, 145 Amp	DR	145	12	8362N	12491N
Caterpillar C-13		DR 22SI Quad Pad Mt., 130 Amp	DR	145	12	8362N	12491N
Caterpillar C-13	2008-01	DR 35SI HP, Quad Pad Mt., 140 Amp, High Temp. Pkg.	DR	140	12	8609N	8614N
Caterpillar C-13		DR 35SI, Quad Pad Mt, 110 Amp Std.	DR	140	12	8609N	8614N
Caterpillar C-13	2008-01	DR 35SI, Quad Pad Mt., 135 Amp, Remote Sense	DR	140	12	8609N	8614N
Caterpillar C-13		DR 35SI, Quad Pad Mt., 135 Amp, Road Gang Pkg.	DR	140	12	8609N	8614N
Caterpillar C-13	2008-01	DR 35SI, Quad Pad Mt., 135 Amp, Std.	DR	140	12	8609N	8614N
Caterpillar C-13		DR36SI HP, Quad Pad Mt., 170 Amp, High Temp Pkg.	DR	170	12	8614N	
Caterpillar C-13	2008-01	LN (Repl. 34SI) w/Lamp Driver Reg.	DR	170	12	8614N	
Caterpillar C-13		Moto (Repl. 34SI) 140 Amp, No Smart Check	LN	160	12	8410N	8410N
Caterpillar C-13	2008-01	Moto (Repl. 34SI) 160 Amp, No Smart Check	LN	160	12	8410N	8410N
Caterpillar C-15		DR 34SI, Quad Pad Mtg., 135 Amp, Remote Sense	DR	140	12	8609N	8614N
Caterpillar C-15	2007-01	DR 34SI, Quad Pad Mtg., 135 Amp, Road Gang Pkg.	DR	140	12	8609N	8614N
Caterpillar C-15		Opt. Ser. Repl. DR 24SI, Quad Pad Mt., 160 Amp	DR	160	12	8719N	
Caterpillar C-15	2007-01	Std. DR 34SI, 110 Amp, Quad Pad Mt.	DR	140	12	8609N	8614N
Caterpillar C-15		Std. DR 34SI, 135 Amp, Quad Pad Mt.	DR	135	12	8096N	8614N
Caterpillar C-15	2007-01	Bosch IR/IF, Repl. Unit, Quad Pad Mtg, 160 Amp	BO	160	12	12491N	12716N
Caterpillar C-15		Bosch IR/IF, Repl. Unit, Quad Pad Mtg, 200 Amp	BO	200	12	12716N	
Caterpillar C-15	2000-97	Delco 22SI, Quad Pad Mt, 100 Amp	DR	145	12	8362N	12491N
Caterpillar C-15		Delco 22SI, Quad Pad Mt, 145 Amp	DR	145	12	8362N	12491N
Caterpillar C-15	2000-97	DR 22SI Quad Pad Mt., 130 Amp	DR	145	12	8362N	12491N
Caterpillar C-15		DR 35SI HP, Quad Pad Mt., 140 Amp, High Temp. Pkg.	DR	140	12	8609N	8614N
Caterpillar C-15	2000-97	DR 35SI, Quad Pad Mt, 110 Amp Std.	DR	140	12	8609N	8614N
Caterpillar C-15		DR 35SI, Quad Pad Mt., 135 Amp, Remote Sense	DR	140	12	8609N	8614N
Caterpillar C-15	2000-97	DR 35SI, Quad Pad Mt., 135 Amp, Road Gang Pkg.	DR	140	12	8609N	8614N
Caterpillar C-15		DR 35SI, Quad Pad Mt., 135 Amp, Std.	DR	140	12	8609N	8614N
Caterpillar C-15	2000-97	DR36SI HP, Quad Pad Mt., 170 Amp, High Temp Pkg.	DR	170	12	8614N	
Caterpillar C-15		LN (Repl. 34SI) w/Lamp Driver Reg.	DR	170	12	8614N	
Caterpillar C-15	2000-97	Moto (Repl. 34SI) 140 Amp, No Smart Check	LN	160	12	8410N	8410N
Caterpillar C-15		Moto (Repl. 34SI) 160 Amp, No Smart Check	LN	160	12	8410N	8410N
Caterpillar C-15	2000-97	Bosch Replacement Unit, 160 Amp, 3 Mounting Ears	BO	160	12	12490N	12715N
Caterpillar C-15		Bosch Replacement Unit, 200 Amp	BO	200	12	12715N	

ALTERNATORS AND GENERATORS

ENGINE	YEAR	APPLICATION	Mfg	Amp	Volt	PART NO.	OPT. NO.
Peterbilt (Cont'd)							
379 (Cont'd)							
Caterpillar C-15	2000-97	DR 22SI J-180 Mt., 130 Amp, 14.1 Vset	DR	145	12	8078N	7685N
Caterpillar C-15		DR 22SI J-180 Mt., 130-145 Amp, 14.5 Vset	DR	145	12	8078N-1	7685N
Caterpillar C-15		DR 22SI J-180 Mt., 145 Amp, 14.1 Vset	DR	145	12	8078N	7685N
Caterpillar C-15		DR 33SI, J-180 Mt., #10 R Term., 135 Amp, Std.	DR	135	12	8083N	8612N
Caterpillar C-15		DR 33SI, J-180 Mt., 135 Amp, Road Gang Pkg.	DR	140	12	8607N	8612N
Caterpillar C-15		DR 33SI, J-180Mt., #10 R Term, 110 Amp, Std.	DR	110	12	8081N	8612N
Caterpillar C-15		DR 35SI HP, J-180 Mtg. 140 Amp, Repl. 33SI, High Temp Pkg. .	DR	140	12	8607N	8612N
Caterpillar C-15		DR 35SI, J-180 Mtg, 135 Amp, Repl. 33SI, Std.	DR	140	12	8607N	8612N
Caterpillar C-15		DR 35SI, J-180 Mtg. 135 Amp, Repl. 33SI, Road Gang Pkg.	DR	140	12	8607N	8612N
Caterpillar C-15		DR 36SI, J-180 Mt. (33SI Upgrade) 170 Amp	DR	170	12	8612N	
Caterpillar C-15		Leece Neville 2500JB, 90 Amp	LN	130	12	7612N	7613N
Caterpillar C-15		Leece Neville 2600JB, 105 Amp	LN	130	12	7612N	7613N
Caterpillar C-15		Leece Neville 2700JB, 130 Amp	LN	130	12	7612N	7613N
Caterpillar C-15		Leece Neville 2805JB, 145 Amp	LN	160	12	7613N	7613N-LC
Caterpillar C-15		Leece Neville LC Series, 160 Amp, stator activated, 239 mm Rotor OAL	LN	160	12	7613N-LC	
Caterpillar C-15		Leece Neville, IR/EF, 160 Amp, trio activated, (235mm rotor OAL)	LN	160	12	7613N	7613N-LC
Caterpillar C-15		Motorola 8LHA, 130 Amp, Std. Regulator	LN	160	12	8329N	
Caterpillar C-15		Motorola 8LHA, 140 Amp, Std. Regulator	LN	160	12	8329N	
Caterpillar C-15		Opt. Serv. Repl., DR 24SI, J180 Mt., 160 Amp	DR	160	12	8718N	
Caterpillar C-16	2003-00	Bosch IR/IF, Repl. Unit, Quad Pad Mtg, 160 Amp	BO	160	12	12491N	12716N
Caterpillar C-16		Bosch IR/IF, Repl. Unit, Quad Pad Mtg, 200 Amp	BO	200	12	12716N	
Caterpillar C-16		Delco 22SI, Quad Pad Mt, 100 Amp	DR	145	12	8362N	12491N
Caterpillar C-16		Delco 22SI, Quad Pad Mt, 145 Amp	DR	145	12	8362N	12491N
Caterpillar C-16		DR 22SI Quad Pad Mt., 130 Amp	DR	145	12	8362N	12491N
Caterpillar C-16		DR 34SI, Quad Pad Mtg., 135 Amp, Remote Sense	DR	140	12	8609N	8614N
Caterpillar C-16		DR 34SI, Quad Pad Mtg., 135 Amp, Road Gang Pkg.	DR	140	12	8609N	8614N
Caterpillar C-16		DR 35SI HP, Quad Pad Mt., 140 Amp, High Temp. Pkg.	DR	140	12	8609N	8614N
Caterpillar C-16		DR 35SI, Quad Pad Mt, 110 Amp Std.	DR	140	12	8609N	8614N
Caterpillar C-16		DR 35SI, Quad Pad Mt., 135 Amp, Remote Sense	DR	140	12	8609N	8614N
Caterpillar C-16		DR 35SI, Quad Pad Mt., 135 Amp, Road Gang Pkg.	DR	140	12	8609N	8614N
Caterpillar C-16		DR 35SI, Quad Pad Mt., 135 Amp, Std.	DR	140	12	8609N	8614N
Caterpillar C-16		DR36SI HP,Quad Pad Mt., 170 Amp, High Temp Pkg.	DR	170	12	8614N	
Caterpillar C-16		LN, 160 Amp, w/Lamp Driver Reg.	DR	170	12	8614N	
Caterpillar C-16		Motorola, 140 Amp, No Smart Check Reg.	LN	160	12	8410N	8410N
Caterpillar C-16		Motorola, 160 Amp, No Smart Check Reg.	LN	160	12	8410N	8410N
Caterpillar C-16		Opt. Ser. Repl. DR 24SI, Quad Pad Mt., 160 Amp	DR	160	12	8719N	
Caterpillar C-16		Std. DR 34SI, 110 Amp, Quad Pad Mt.	DR	140	12	8609N	8614N
Caterpillar C-16		Std. DR 34SI, 135 Amp, Quad Pad Mt.	DR	135	12	8096N	8614N
Cummins 8.3L ISC	2003-98	DR 22SI J-180 Mt., 130 Amp, 14.1 Vset	DR	145	12	8078N	7685N
Cummins 8.3L ISC		DR 22SI J-180 Mt., 130-145 Amp, 14.5 Vset	DR	145	12	8078N-1	7685N
Cummins 8.3L ISC		DR 22SI J-180 Mt., 145 Amp, 14.1 Vset	DR	145	12	8078N	7685N
Cummins 8.3L ISC		Opt. Serv. Repl., DR 24SI, J180 Mt., 160 Amp	DR	160	12	8718N	
Cummins 8.3L ISC	2003-95	Bosch Replacement Unit, 160 Amp, 3 Mounting Ears	BO	160	12	12490N	12715N
Cummins 8.3L ISC		Bosch Replacement Unit, 200 Amp	BO	200	12	12715N	
Cummins 8.3L ISC		Leece Neville 2500JB, 90 Amp	LN	130	12	7612N	7613N
Cummins 8.3L ISC		Leece Neville 2600JB, 105 Amp	LN	130	12	7612N	7613N
Cummins 8.3L ISC		Leece Neville 2700JB, 130 Amp	LN	130	12	7612N	7613N
Cummins 8.3L ISC		Leece Neville 2805JB, 145 Amp	LN	160	12	7613N	7613N-LC
Cummins 8.3L ISC		Leece Neville LC Series, 160 Amp, stator activated, 239 mm Rotor OAL	LN	160	12	7613N-LC	
Cummins 8.3L ISC		Leece Neville, IR/EF, 160 Amp, trio activated, (235mm rotor OAL)	LN	160	12	7613N	7613N-LC
Cummins 8.3L ISC		Motorola 8LHA, 130 Amp, Std. Regulator	LN	160	12	8329N	
Cummins 8.3L ISC		Motorola 8LHA, 140 Amp, Std. Regulator	LN	160	12	8329N	
Cummins 8.3L ISC	1997-95	Delco 21SI, 100 Amp	DR	130	12	7681N	7685N
Cummins 8.3L ISC		Delco 21SI, 130 Amp	DR	130	12	7681N	7685N
Cummins 8.3L ISC		Delco 21SI, 145 Amp, 14.1 Vset	DR	145-160	12	7685N	8076N
Cummins 8.3L ISC		Delco 21SI, 145 Amp, 14.5 Vset	DR	145-160	12	7685N-1	8076N
Cummins 8.3L ISC		Delco 26SI, 85 Amp, w/Relay Terminal	DR	85	12	8066N	
Cummins 8.3L ISC		DR 30SI, 105 Amp, w/R Pin, w/o Transformer	DR	105	12	7940N	
Cummins 8.9L ISL	2003-98	Bosch Replacement Unit, 160 Amp, 3 Mounting Ears	BO	160	12	12490N	12715N
Cummins 8.9L ISL		Bosch Replacement Unit, 200 Amp	BO	200	12	12715N	
Cummins 8.9L ISL		DR 22SI J-180 Mt., 130 Amp, 14.1 Vset	DR	145	12	8078N	7685N
Cummins 8.9L ISL		DR 22SI J-180 Mt., 130-145 Amp, 14.5 Vset	DR	145	12	8078N-1	7685N

ALTERNATORS

ALTERNATORS AND GENERATORS

ENGINE	YEAR	APPLICATION	Mfg	Amp	Volt	PART NO.	OPT. NO.
Peterbilt (Cont'd)							
379 (Cont'd)							
Cummins 8.9L ISL	2003-98	DR 22SI J-180 Mt., 145 Amp, 14.1 Vset	DR	145	12	8078N	7685N
Cummins 8.9L ISL		Leece Neville 2500JB, 90 Amp	LN	130	12	7612N	7613N
Cummins 8.9L ISL		Leece Neville 2600JB, 105 Amp	LN	130	12	7612N	7613N
Cummins 8.9L ISL		Leece Neville 2700JB, 130 Amp	LN	130	12	7612N	7613N
Cummins 8.9L ISL		Leece Neville 2805JB, 145 Amp	LN	160	12	7613N	7613N-LC
Cummins 8.9L ISL		Leece Neville LC Series, 160 Amp, stator activated, 239 mm Rotor OAL	LN	160	12	7613N-LC	
Cummins 8.9L ISL		Leece Neville, IR/EF, 160 Amp, trio activated, (235mm rotor OAL)	LN	160	12	7613N	7613N-LC
Cummins 8.9L ISL		Motorola 8LHA, 130 Amp, Std. Regulator	LN	160	12	8329N	
Cummins 8.9L ISL		Motorola 8LHA, 140 Amp, Std. Regulator	LN	160	12	8329N	
Cummins 8.9L ISL		Opt. Serv. Repl., DR 24SI, J180 Mt., 160 Amp	DR	160	12	8718N	
Cummins ISM	2008-01	DR 34SI, Quad Pad Mtg., 135 Amp, Remote Sense	DR	140	12	8609N	8614N
Cummins ISM		DR 34SI, Quad Pad Mtg., 135 Amp, Road Gang Pkg.	DR	140	12	8609N	8614N
Cummins ISM		Opt. Ser. Repl. DR 24SI, Quad Pad Mt., 160 Amp	DR	160	12	8719N	
Cummins ISM		Std. DR 34SI, 110 Amp, Quad Pad Mt.	DR	140	12	8609N	8614N
Cummins ISM		Std. DR 34SI, 135 Amp, Quad Pad Mt.	DR	135	12	8096N	8614N
Cummins ISM	2007-01	Bosch IR/IF, Repl. Unit, Quad Pad Mtg, 160 Amp	BO	160	12	12491N	12716N
Cummins ISM		Bosch IR/IF, Repl. Unit, Quad Pad Mtg, 200 Amp	BO	200	12	12716N	
Cummins ISM		Delco 22SI, Quad Pad Mt, 100 Amp	DR	145	12	8362N	12491N
Cummins ISM		Delco 22SI, Quad Pad Mt, 145 Amp	DR	145	12	8362N	12491N
Cummins ISM		DR 22SI Quad Pad Mt., 130 Amp	DR	145	12	8362N	12491N
Cummins ISM		DR 35SI HP, Quad Pad Mt., 140 Amp, High Temp. Pkg.	DR	140	12	8609N	8614N
Cummins ISM		DR 35SI, Quad Pad Mt, 110 Amp Std.	DR	140	12	8609N	8614N
Cummins ISM		DR 35SI, Quad Pad Mt., 135 Amp, Remote Sense	DR	140	12	8609N	8614N
Cummins ISM		DR 35SI, Quad Pad Mt., 135 Amp, Road Gang Pkg.	DR	140	12	8609N	8614N
Cummins ISM		DR 35SI, Quad Pad Mt., 135 Amp, Std.	DR	140	12	8609N	8614N
Cummins ISM		DR36SI HP,Quad Pad Mt., 170 Amp, High Temp Pkg.	DR	170	12	8614N	
Cummins ISM		LN (Repl. 34SI) w/Lamp Driver Reg.	LN	170	12	8614N	
Cummins ISM		Moto (Repl. 34SI) 140 Amp, No Smart Check	LN	160	12	8410N	8410N
Cummins ISM		Moto (Repl. 34SI) 160 Amp, No Smart Check	LN	160	12	8410N	8410N
Cummins ISM	2000-97	Bosch Replacement Unit, 160 Amp, 3 Mounting Ears	BO	160	12	12490N	12715N
Cummins ISM		Bosch Replacement Unit, 200 Amp	BO	200	12	12715N	
Cummins ISM		DR 22SI J-180 Mt., 130 Amp, 14.1 Vset	DR	145	12	8078N	7685N
Cummins ISM		DR 22SI J-180 Mt., 130-145 Amp, 14.5 Vset	DR	145	12	8078N-1	7685N
Cummins ISM		DR 22SI J-180 Mt., 145 Amp, 14.1 Vset	DR	145	12	8078N	7685N
Cummins ISM		DR 33SI, J-180 Mt., #10 R Term., 135 Amp, Std.	DR	135	12	8083N	8612N
Cummins ISM		DR 33SI, J-180 Mt., 135 Amp, Road Gang Pkg.	DR	140	12	8607N	8612N
Cummins ISM		DR 33SI, J-180Mt., #10 R Term, 110 Amp, Std.	DR	110	12	8081N	8612N
Cummins ISM		DR 35SI HP, J-180 Mtg. 140 Amp, Repl. 33SI, High Temp Pkg. .	DR	140	12	8607N	8612N
Cummins ISM		DR 35SI, J-180 Mtg, 135 Amp, Repl. 33SI, Std.	DR	140	12	8607N	8612N
Cummins ISM		DR 35SI, J-180 Mtg. 135 Amp, Repl. 33SI, Road Gang Pkg.	DR	140	12	8607N	8612N
Cummins ISM		DR 36SI, J-180 Mt. (33SI Upgrade) 170 Amp	DR	170	12	8612N	
Cummins ISM		Leece Neville 2500JB, 90 Amp	LN	130	12	7612N	7613N
Cummins ISM		Leece Neville 2600JB, 105 Amp	LN	130	12	7612N	7613N
Cummins ISM		Leece Neville 2700JB, 130 Amp	LN	130	12	7612N	7613N
Cummins ISM		Leece Neville 2805JB, 145 Amp	LN	160	12	7613N	7613N-LC
Cummins ISM		Leece Neville LC Series, 160 Amp, stator activated, 239 mm Rotor OAL	LN	160	12	7613N-LC	
Cummins ISM		Leece Neville, IR/EF, 160 Amp, trio activated, (235mm rotor OAL)	LN	160	12	7613N	7613N-LC
Cummins ISM		Motorola 8LHA, 130 Amp, Std. Regulator	LN	160	12	8329N	
Cummins ISM		Motorola 8LHA, 140 Amp, Std. Regulator	LN	160	12	8329N	
Cummins ISM		Opt. Serv. Repl., DR 24SI, J180 Mt., 160 Amp	DR	160	12	8718N	
Cummins ISX	2008-01	DR 34SI, Quad Pad Mtg., 135 Amp, Remote Sense	DR	140	12	8609N	8614N
Cummins ISX		DR 34SI, Quad Pad Mtg., 135 Amp, Road Gang Pkg.	DR	140	12	8609N	8614N
Cummins ISX		Opt. Ser. Repl. DR 24SI, Quad Pad Mt., 160 Amp	DR	160	12	8719N	
Cummins ISX		Std. DR 34SI, 110 Amp, Quad Pad Mt.	DR	140	12	8609N	8614N
Cummins ISX		Std. DR 34SI, 135 Amp, Quad Pad Mt.	DR	135	12	8096N	8614N
Cummins ISX	2007-01	Bosch IR/IF, Repl. Unit, Quad Pad Mtg, 160 Amp	BO	160	12	12491N	12716N
Cummins ISX		Bosch IR/IF, Repl. Unit, Quad Pad Mtg, 200 Amp	BO	200	12	12716N	
Cummins ISX		Delco 22SI, Quad Pad Mt, 100 Amp	DR	145	12	8362N	12491N
Cummins ISX		Delco 22SI, Quad Pad Mt, 145 Amp	DR	145	12	8362N	12491N
Cummins ISX		DR 22SI Quad Pad Mt., 130 Amp	DR	145	12	8362N	12491N
Cummins ISX		DR 35SI HP, Quad Pad Mt., 140 Amp, High Temp. Pkg.	DR	140	12	8609N	8614N
Cummins ISX		DR 35SI, Quad Pad Mt, 110 Amp Std.	DR	140	12	8609N	8614N

ALTERNATORS

ALTERNATORS AND GENERATORS

ENGINE	YEAR	APPLICATION	Mfg	Amp	Volt	PART NO.	OPT. NO.
Peterbilt (Cont'd)							
379 (Cont'd)							
Cummins ISX	2007-01	DR 35SI, Quad Pad Mt., 135 Amp, Remote Sense	DR	140	12	8609N	8614N
Cummins ISX		DR 35SI, Quad Pad Mt., 135 Amp, Road Gang Pkg.	DR	140	12	8609N	8614N
Cummins ISX		DR 35SI, Quad Pad Mt., 135 Amp, Std.	DR	140	12	8609N	8614N
Cummins ISX		DR36SI HP,Quad Pad Mt., 170 Amp, High Temp Pkg.	DR	170	12	8614N	
Cummins ISX		LN (Repl. 34SI) w/Lamp Driver Reg.	DR	170	12	8614N	
Cummins ISX		Moto (Repl. 34SI) 140 Amp, No Smart Check	LN	160	12	8410N	8410N
Cummins ISX		Moto (Repl. 34SI) 160 Amp, No Smart Check	LN	160	12	8410N	8410N
Cummins ISX	2000-97	Bosch Replacement Unit, 160 Amp, 3 Mounting Ears	BO	160	12	12490N	12715N
Cummins ISX		Bosch Replacement Unit, 200 Amp	BO	200	12	12715N	
Cummins ISX		DR 22SI J-180 Mt., 130 Amp, 14.1 Vset	DR	145	12	8078N	7685N
Cummins ISX		DR 22SI J-180 Mt., 130-145 Amp, 14.5 Vset	DR	145	12	8078N-1	7685N
Cummins ISX		DR 22SI J-180 Mt., 145 Amp, 14.1 Vset	DR	145	12	8078N	7685N
Cummins ISX		DR 33SI, J-180 Mt., #10 R Term., 135 Amp, Std.	DR	135	12	8083N	8612N
Cummins ISX		DR 33SI, J-180 Mt., 135 Amp, Road Gang Pkg.	DR	140	12	8607N	8612N
Cummins ISX		DR 33SI, J-180Mt., #10 R Term, 110 Amp, Std.	DR	110	12	8081N	8612N
Cummins ISX		DR 35SI HP, J-180 Mtg. 140 Amp, Repl. 33SI, High Temp Pkg. .	DR	140	12	8607N	8612N
Cummins ISX		DR 35SI, J-180 Mtg, 135 Amp, Repl. 33SI, Std.	DR	140	12	8607N	8612N
Cummins ISX		DR 35SI, J-180 Mtg. 135 Amp, Repl. 33SI, Road Gang Pkg.	DR	140	12	8607N	8612N
Cummins ISX		DR 36SI, J-180 Mt. (33SI Upgrade) 170 Amp	DR	170	12	8612N	
Cummins ISX		Leece Neville 2500JB, 90 Amp	LN	130	12	7612N	7613N
Cummins ISX		Leece Neville 2600JB, 105 Amp	LN	130	12	7612N	7613N
Cummins ISX		Leece Neville 2700JB, 130 Amp	LN	130	12	7612N	7613N
Cummins ISX		Leece Neville 2805JB, 145 Amp	LN	160	12	7613N	7613N-LC
Cummins ISX		Leece Neville LC Series, 160 Amp, stator activated, 239 mm Rotor OAL	LN	160	12	7613N-LC	
Cummins ISX		Leece Neville, IR/EF, 160 Amp, trio activated, (235mm rotor OAL)	LN	160	12	7613N	7613N-LC
Cummins ISX		Motorola 8LHA, 130 Amp, Std. Regulator	LN	160	12	8329N	
Cummins ISX		Motorola 8LHA, 140 Amp, Std. Regulator	LN	160	12	8329N	
Cummins ISX		Opt. Serv. Repl., DR 24SI, J180 Mt., 160 Amp	DR	160	12	8718N	
Cummins L-10	1993-92	Delco 26SI, 85 Amp, w/Relay Terminal	DR	85	12	8066N	
Cummins L-10	1993-91	Delco 21SI, 130 Amp	DR	130	12	7681N	7685N
Cummins L-10		Delco 21SI, 145 Amp, 14.1 Vset	DR	145-160	12	7685N	8076N
Cummins L-10		Delco 21SI, 145 Amp, 14.5 Vset	DR	145-160	12	7685N-1	8076N
Cummins L-10		Delco 25SI Alternator (1991)	DR	85	12	8066N	
Cummins L-10		Leece Neville 2700JB, 130 Amp	LN	130	12	7612N	7613N
Cummins L-10		Leece Neville 2805JB, 145 Amp	LN	160	12	7613N	7613N-LC
Cummins L-10		Leece Neville LC Series, 160 Amp, stator activated, 239 mm Rotor OAL	LN	160	12	7613N-LC	
Cummins L-10		Leece Neville, IR/EF, 160 Amp, trio activated, (235mm rotor OAL)	LN	160	12	7613N	7613N-LC
Cummins L-10		Motorola 8LHA, 130 Amp, Std. Regulator	LN	160	12	8329N	
Cummins L-10		Motorola 8LHA, 140 Amp, Std. Regulator	LN	160	12	8329N	
Cummins L-10	1993-86	Bosch Replacement Unit, 160 Amp, 3 Mounting Ears	BO	160	12	12490N	12715N
Cummins L-10		Bosch Replacement Unit, 200 Amp	BO	200	12	12715N	
Cummins L-10		DR 30SI, 105 Amp, w/R Pin, w/o Transformer	DR	105	12	7940N	
Cummins L-10		Leece Neville 2500JB, 90 Amp	LN	130	12	7612N	7613N
Cummins L-10		Leece Neville 2600JB, 105 Amp	LN	130	12	7612N	7613N
Cummins L-10	1990-86	27SI Delco	DR	80	12	7138N	7850N
Cummins L-10		30SI Delco, 90 Amp, w/o Transformer	DR	90	12	7262N	
Cummins L-10		30SI Delco, 90 Amp, w/Transformer	DR	90	12	7256N	
Cummins L-10		Delco 25SI Alternator	DR	75	12	7255N	8066N
Cummins L-10		Motorola Loadhandler	LN	160	12	8329N	
Cummins M11	1999-96	DR 22SI J-180 Mt., 130 Amp, 14.1 Vset	DR	145	12	8078N	7685N
Cummins M11		DR 22SI J-180 Mt., 130-145 Amp, 14.5 Vset	DR	145	12	8078N-1	7685N
Cummins M11		DR 22SI J-180 Mt., 145 Amp, 14.1 Vset	DR	145	12	8078N	7685N
Cummins M11		DR 33SI, J-180 Mt., #10 R Term., 135 Amp, Std.	DR	135	12	8083N	8612N
Cummins M11		DR 33SI, J-180Mt., #10 R Term, 110 Amp, Std.	DR	110	12	8081N	8612N
Cummins M11		Opt. Serv. Repl., DR 24SI, J180 Mt., 160 Amp	DR	160	12	8718N	
Cummins M11	1999-93	Bosch Replacement Unit, 160 Amp, 3 Mounting Ears	BO	160	12	12490N	12715N
Cummins M11		Bosch Replacement Unit, 200 Amp	BO	200	12	12715N	
Cummins M11		Leece Neville 2500JB, 90 Amp	LN	130	12	7612N	7613N
Cummins M11		Leece Neville 2600JB, 105 Amp	LN	130	12	7612N	7613N
Cummins M11		Leece Neville 2700JB, 130 Amp	LN	130	12	7612N	7613N
Cummins M11		Leece Neville 2805JB, 145 Amp	LN	160	12	7613N	7613N-LC

ALTERNATORS

ALTERNATORS AND GENERATORS

ENGINE	YEAR	APPLICATION	Mfg	Amp	Volt	PART NO.	OPT. NO.
Peterbilt (Cont'd)							
379 (Cont'd)							
Cummins M11	1999-93	Leece Neville LC Series, 160 Amp, stator activated, 239 mm Rotor OAL	LN	160	12	7613N-LC	
Cummins M11		Leece Neville, IR/EF, 160 Amp, trio activated, (235mm rotor OAL)	LN	160	12	7613N	7613N-LC
Cummins M11		Motorola 8LHA, 130 Amp, Std. Regulator	LN	160	12	8329N	
Cummins M11		Motorola 8LHA, 140 Amp, Std. Regulator	LN	160	12	8329N	
Cummins M11	1995-93	Delco 21SI, 100 Amp	DR	130	12	7681N	7685N
Cummins M11		Delco 21SI, 130 Amp	DR	130	12	7681N	7685N
Cummins M11		Delco 21SI, 145 Amp, 14.1 Vset	DR	145-160	12	7685N	8076N
Cummins M11		Delco 21SI, 145 Amp, 14.5 Vset	DR	145-160	12	7685N-1	8076N
Cummins M11		Delco 26SI, 85 Amp, w/Relay Terminal	DR	85	12	8066N	
Cummins M11		DR 30SI, 105 Amp, w/R Pin, w/o Transformer	DR	105	12	7940N	
Cummins N14	2006-98	Delco 34SI, Quad Mt, 110 Amp, Std.	DR	135	12	8092N	8613N
Cummins N14		Delco 34SI, Quad Mt., 135 Amp	DR	135	12	8092N	8613N
Cummins N14		DR 35SI Quad Mt., Repl.34SI, R Pin, 110 Amp	DR	140	12	8608N	8613N
Cummins N14		DR 35SI, J-180 Mtg, 110 Amp, Repl. 33SI	DR	140	12	8607N	8612N
Cummins N14		DR 35SI, J-180 Mtg, 135 Amp, Repl. 33SI	DR	140	12	8607N	8612N
Cummins N14		DR 35SI, Quad Mt., Repl.34SI, 135 Amp	DR	140	12	8608N	8613N
Cummins N14		Std. DR 33SI, J-180 Mt., 135 Amp, w/Relay Pin	DR	135	12	8083N	8612N
Cummins N14		Std. DR 33SI, J-180Mt., 110 Amp, w/Relay Pin	DR	110	12	8081N	8612N
Cummins N14	2004-98	DR 22SI J-180 Mt., 130 Amp, 14.1 Vset	DR	145	12	8078N	7685N
Cummins N14		DR 22SI J-180 Mt., 130-145 Amp, 14.5 Vset	DR	145	12	8078N-1	7685N
Cummins N14		DR 22SI J-180 Mt., 145 Amp, 14.1 Vset	DR	145	12	8078N	7685N
Cummins N14		Opt. Serv. Repl., DR 24SI, J180 Mt., 160 Amp	DR	160	12	8718N	
Cummins N14	2004-91	Bosch Replacement Unit, 160 Amp, 3 Mounting Ears	BO	160	12	12490N	12715N
Cummins N14		Bosch Replacement Unit, 200 Amp	BO	200	12	12715N	
Cummins N14		Leece Neville 2500JB, 90 Amp	LN	130	12	7612N	7613N
Cummins N14		Leece Neville 2600JB, 105 Amp	LN	130	12	7612N	7613N
Cummins N14		Leece Neville 2700JB, 130 Amp	LN	130	12	7612N	7613N
Cummins N14		Leece Neville 2805JB, 145 Amp	LN	160	12	7613N	7613N-LC
Cummins N14		Leece Neville LC Series, 160 Amp, stator activated, 239 mm Rotor OAL	LN	160	12	7613N-LC	
Cummins N14		Leece Neville, IR/EF, 160 Amp, trio activated, (235mm rotor OAL)	LN	160	12	7613N	7613N-LC
Cummins N14		Motorola 8LHA, 130 Amp, Std. Regulator	LN	160	12	8329N	
Cummins N14		Motorola 8LHA, 140 Amp, Std. Regulator	LN	160	12	8329N	
Cummins N14	1997-95	Delco 21SI, 100 Amp	DR	130	12	7681N	7685N
Cummins N14	1997-92	Delco 26SI, 85 Amp, w/Relay Terminal	DR	85	12	8066N	
Cummins N14	1997-91	Delco 21SI, 130 Amp	DR	130	12	7681N	7685N
Cummins N14		Delco 21SI, 145 Amp, 14.1 Vset	DR	145-160	12	7685N	8076N
Cummins N14		Delco 21SI, 145 Amp, 14.5 Vset	DR	145-160	12	7685N-1	8076N
Cummins N14		DR 30SI, 105 Amp, w/R Pin, w/o Transformer	DR	105	12	7940N	
Cummins N14	1994-91	Delco 25SI Alternator (1991)	DR	85	12	8066N	
Cummins NTC Eng.	1990-86	30SI Delco, 90 Amp, w/o Transformer	DR	90	12	7262N	
Cummins NTC Eng.		30SI Delco, 90 Amp, w/Transformer	DR	90	12	7256N	
Cummins NTC Eng.		Bosch Replacement Unit, 160 Amp, 3 Mounting Ears	BO	160	12	12490N	12715N
Cummins NTC Eng.		Bosch Replacement Unit, 200 Amp	BO	200	12	12715N	
Cummins NTC Eng.		Delco 25SI Alternator	DR	85	12	8066N	
Cummins NTC Eng.		Delco 25SI Alternator (1986)	DR	75	12	7255N	8066N
Cummins NTC Eng.		DR 30SI, 105 Amp, w/R Pin, w/o Transformer	DR	105	12	7940N	
Cummins NTC Eng.		Leece Neville 2500JB, 90 Amp	LN	130	12	7612N	7613N
Cummins NTC Eng.		Leece Neville 2600JB, 105 Amp	LN	130	12	7612N	7613N
Cummins NTC Eng.		Motorola Loadhandler	LN	160	12	8329N	
Cummins Signature	2003-99	Bosch Replacement Unit, 160 Amp, 3 Mounting Ears	BO	160	12	12490N	12715N
Cummins Signature		Bosch Replacement Unit, 200 Amp	BO	200	12	12715N	
Cummins Signature		Delco 34SI, Quad Mt, 110 Amp, Std.	DR	135	12	8092N	8613N
Cummins Signature		Delco 34SI, Quad Mt., 135 Amp	DR	135	12	8092N	8613N
Cummins Signature		DR 22SI J-180 Mt., 130 Amp, 14.1 Vset	DR	145	12	8078N	7685N
Cummins Signature		DR 22SI J-180 Mt., 130-145 Amp, 14.5 Vset	DR	145	12	8078N-1	7685N
Cummins Signature		DR 22SI J-180 Mt., 145 Amp, 14.1 Vset	DR	145	12	8078N	7685N
Cummins Signature		DR 35SI Quad Mt., Repl.34SI, R Pin, 110 Amp	DR	140	12	8608N	8613N
Cummins Signature		DR 35SI, J-180 Mtg, 110 Amp, Repl. 33SI	DR	140	12	8607N	8612N
Cummins Signature		DR 35SI, J-180 Mtg, 135 Amp, Repl. 33SI	DR	140	12	8607N	8612N
Cummins Signature		DR 35SI, Quad Mt., Repl.34SI, 135 Amp	DR	140	12	8608N	8613N
Cummins Signature		Leece Neville 2500JB, 90 Amp	LN	130	12	7612N	7613N
Cummins Signature		Leece Neville 2600JB, 105 Amp	LN	130	12	7612N	7613N

ALTERNATORS

ALTERNATORS AND GENERATORS

ENGINE	YEAR	APPLICATION	Mfg	Amp	Volt	PART NO.	OPT. NO.
Peterbilt (Cont'd)							
379 (Cont'd)							
Cummins Signature	2003-99	Leece Neville 2700JB, 130 Amp	LN	130	12	7612N	7613N
Cummins Signature		Leece Neville 2805JB, 145 Amp	LN	160	12	7613N	7613N-LC
Cummins Signature		Leece Neville LC Series, 160 Amp, stator activated, 239 mm Rotor OAL	LN	160	12	7613N-LC	
Cummins Signature		Leece Neville, IR/EF, 160 Amp, trio activated, (235mm rotor OAL)	LN	160	12	7613N	7613N-LC
Cummins Signature		Motorola 8LHA, 130 Amp, Std. Regulator	LN	160	12	8329N	
Cummins Signature		Motorola 8LHA, 140 Amp, Std. Regulator	LN	160	12	8329N	
Cummins Signature		Opt. Serv. Repl., DR 24SI, J180 Mt., 160 Amp	DR	160	12	8718N	
Cummins Signature		Std. DR 33SI, J-180 Mt., 135 Amp, w/Relay Pin	DR	135	12	8083N	8612N
Cummins Signature		Std. DR 33SI, J-180Mt., 110 Amp, w/Relay Pin	DR	110	12	8081N	8612N
DD 60 Series		DR 34SI, Quad Pad Mtg., 135 Amp, Remote Sense	DR	140	12	8609N	8614N
DD 60 Series		DR 34SI, Quad Pad Mtg., 135 Amp, Road Gang Pkg.	DR	140	12	8609N	8614N
DD 60 Series		DR 35SI HP, Quad Pad Mt., 140 Amp, High Temp. Pkg.	DR	140	12	8609N	8614N
DD 60 Series		DR 35SI, Quad Pad Mt, 110 Amp Std.	DR	140	12	8609N	8614N
DD 60 Series		DR 35SI, Quad Pad Mt., 135 Amp, Remote Sense	DR	140	12	8609N	8614N
DD 60 Series		DR 35SI, Quad Pad Mt., 135 Amp, Road Gang Pkg.	DR	140	12	8609N	8614N
DD 60 Series		DR 35SI, Quad Pad Mt., 135 Amp, Std.	DR	140	12	8609N	8614N
DD 60 Series		DR36SI HP,Quad Pad Mt., 170 Amp, High Temp Pkg.	DR	170	12	8614N	
DD 60 Series		LN, 160 Amp, w/Lamp Driver Reg.	DR	170	12	8614N	
DD 60 Series		Std. DR 34SI, 110 Amp, Quad Pad Mt.	DR	140	12	8609N	8614N
DD 60 Series		Std. DR 34SI, 135 Amp, Quad Pad Mt.	DR	135	12	8096N	8614N
DD 60 Series	1998-96	Delco 34SI, Quad Mt., 135 Amp	DR	135	12	8092N	8613N
DD 60 Series		Delco 35SI, (34SI) HP High Temp Pkg.	DR	140	12	8608N	8613N
DD 60 Series		DR 33SI, J-180 Mt., #10 R Term., 135 Amp, Std.	DR	135	12	8083N	8612N
DD 60 Series		DR 33SI, J-180Mt., #10 R Term, 110 Amp, Std.	DR	110	12	8081N	8612N
DD 60 Series		DR 34SI Quad Mt., 110 Amp	DR	135	12	8092N	8613N
DD 60 Series		DR 34SI, Quad Mt., 135 Amp, Remote Sense	DR	135	12	8092N	8613N
DD 60 Series		DR 35SI HP, J-180 Mtg, 140 Amp, Repl. 33SI, High Temp Pkg. .	DR	140	12	8607N	8612N
DD 60 Series		DR 35SI Quad Mt., Repl.34SI, #10 R Term, 110 Amp	DR	140	12	8608N	8613N
DD 60 Series		DR 35SI, J-180 Mt., (33SI Upgrade) 110 Amp, Std.	DR	140	12	8607N	8612N
DD 60 Series		DR 35SI, J-180 Mtg, 135 Amp, Repl. 33SI, Std.	DR	140	12	8607N	8612N
DD 60 Series		DR 35SI, Quad Mt., Repl.34SI, 135 Amp	DR	140	12	8608N	8613N
DD 60 Series		DR 36SI, J-180 Mt. (33SI Upgrade) 170 Amp	DR	170	12	8612N	
DD 60 Series		DR 36SI, Quad Mt., 170 Amp, Repl. 34SI	DR	170	12	8613N	
DD 60 Series	1995-94	Delco 21SI, 100 Amp	DR	130	12	7681N	7685N
DD 60 Series	1995-92	Delco 26SI, 85 Amp, w/Relay Terminal	DR	85	12	8066N	
DD 60 Series	1995-91	Delco 21SI, 130 Amp	DR	130	12	7681N	7685N
DD 60 Series		Delco 21SI, 145 Amp, 14.1 Vset	DR	145-160	12	7685N	8076N
DD 60 Series		Delco 21SI, 145 Amp, 14.5 Vset	DR	145-160	12	7685N-1	8076N
DD 60 Series		Leece Neville 2700JB, 130 Amp	LN	130	12	7612N	7613N
DD 60 Series		Leece Neville 2805JB, 145 Amp	LN	160	12	7613N	7613N-LC
DD 60 Series		Leece Neville LC Series, 160 Amp, stator activated, 239 mm Rotor OAL	LN	160	12	7613N-LC	
DD 60 Series		Leece Neville, IR/EF, 160 Amp, trio activated, (235mm rotor OAL)	LN	160	12	7613N	7613N-LC
DD 60 Series		Motorola 8LHA, 130 Amp, Std. Regulator	LN	160	12	8329N	
DD 60 Series		Motorola 8LHA, 140 Amp, Std. Regulator	LN	160	12	8329N	
DD 60 Series	1995-87	Bosch Replacement Unit, 160 Amp, 3 Mounting Ears	BO	160	12	12490N	12715N
DD 60 Series		Bosch Replacement Unit, 200 Amp	BO	200	12	12715N	
DD 60 Series		DR 30SI, 105 Amp, w/R Pin, w/o Transformer	DR	105	12	7940N	
DD 60 Series		Leece Neville 2500JB, 90 Amp	LN	130	12	7612N	7613N
DD 60 Series		Leece Neville 2600JB, 105 Amp	LN	130	12	7612N	7613N
DD 60 Series	1993-91	Delco 25SI Alternator (1991)	DR	85	12	8066N	
DD 60 Series	1990-87	30SI Delco, 90 Amp, w/o Transformer	DR	90	12	7262N	
DD 60 Series		30SI Delco, 90 Amp, w/Transformer	DR	90	12	7256N	
DD 60 Series		Delco 25SI Alternator	DR	85	12	8066N	
DD 60 Series		Delco 25SI Alternator (1986)	DR	75	12	7255N	8066N
DD 60 Series		Motorola Loadhandler	LN	160	12	8329N	
DD 6V-71	1993-92	Delco 26SI, 85 Amp, w/Relay Terminal	DR	85	12	8066N	
DD 6V-71	1993-91	Bosch Replacement Unit, 160 Amp, 3 Mounting Ears	BO	160	12	12490N	12715N
DD 6V-71		Bosch Replacement Unit, 200 Amp	BO	200	12	12715N	
DD 6V-71		Delco 21SI, 130 Amp	DR	130	12	7681N	7685N
DD 6V-71		Delco 21SI, 145 Amp, 14.1 Vset	DR	145-160	12	7685N	8076N
DD 6V-71		Delco 21SI, 145 Amp, 14.5 Vset	DR	145-160	12	7685N-1	8076N
DD 6V-71		Delco 25SI Alternator (1991)	DR	85	12	8066N	

ALTERNATORS

ALTERNATORS AND GENERATORS

ENGINE	YEAR	APPLICATION	Mfg	Amp	Volt	PART NO.	OPT. NO.
Peterbilt (Cont'd)							
379 (Cont'd)							
DD 6V-71	1993-91	DR 30SI, 105 Amp, w/R Pin, w/o Transformer	DR	105	12	7940N	
DD 6V-71		Leece Neville 2500JB, 90 Amp	LN	130	12	7612N	7613N
DD 6V-71		Leece Neville 2600JB, 105 Amp	LN	130	12	7612N	7613N
DD 6V-71		Leece Neville 2700JB, 130 Amp	LN	130	12	7612N	7613N
DD 6V-71		Leece Neville 2805JB, 145 Amp	LN	160	12	7613N	7613N-LC
DD 6V-71		Leece Neville LC Series, 160 Amp, stator activated, 239 mm Rotor OAL	LN	160	12	7613N-LC	
DD 6V-71		Leece Neville, IR/EF, 160 Amp, trio activated, (235mm rotor OAL)	LN	160	12	7613N	7613N-LC
DD 6V-71		Motorola 8LHA, 130 Amp, Std. Regulator	LN	160	12	8329N	
DD 6V-71		Motorola 8LHA, 140 Amp, Std. Regulator	LN	160	12	8329N	
385							
Caterpillar 3176	1999-96	Bosch Replacement Unit, 160 Amp, 3 Mounting Ears	BO	160	12	12490N	12715N
Caterpillar 3176		Bosch Replacement Unit, 200 Amp	BO	200	12	12715N	
Caterpillar 3176		DR 22SI J-180 Mt., 130 Amp, 14.1 Vset	DR	145	12	8078N	7685N
Caterpillar 3176		DR 22SI J-180 Mt., 130-145 Amp, 14.5 Vset	DR	145	12	8078N-1	7685N
Caterpillar 3176		DR 22SI J-180 Mt., 145 Amp, 14.1 Vset	DR	145	12	8078N	7685N
Caterpillar 3176		DR 33SI, J-180 Mt., #10 R Term., 135 Amp, Std.	DR	135	12	8083N	8612N
Caterpillar 3176		DR 33SI, J-180 Mt., 135 Amp, Road Gang Pkg.	DR	140	12	8607N	8612N
Caterpillar 3176		DR 33SI, J-180Mt., #10 R Term., 110 Amp, Std.	DR	110	12	8081N	8612N
Caterpillar 3176		DR 35SI HP, J-180 Mtg. 140 Amp, Repl. 33SI, High Temp Pkg. .	DR	140	12	8607N	8612N
Caterpillar 3176		DR 35SI, J-180 Mt., (33SI Upgrade) 110 Amp, Std.	DR	140	12	8607N	8612N
Caterpillar 3176		DR 35SI, J-180 Mtg, 135 Amp, Repl. 33SI, Std.	DR	140	12	8607N	8612N
Caterpillar 3176		DR 35SI, J-180 Mtg. 135 Amp, Repl. 33SI, Road Gang Pkg.	DR	140	12	8607N	8612N
Caterpillar 3176		DR 36SI, J-180 Mt. (33SI Upgrade) 170 Amp	DR	170	12	8612N	
Caterpillar 3176		Leece Neville 2500JB, 90 Amp	LN	130	12	7612N	7613N
Caterpillar 3176		Leece Neville 2600JB, 105 Amp	LN	130	12	7612N	7613N
Caterpillar 3176		Leece Neville 2700JB, 130 Amp	LN	130	12	7612N	7613N
Caterpillar 3176		Leece Neville 2805JB, 145 Amp	LN	160	12	7613N	7613N-LC
Caterpillar 3176		Leece Neville LC Series, 160 Amp, stator activated, 239 mm Rotor OAL	LN	160	12	7613N-LC	
Caterpillar 3176		Leece Neville, IR/EF, 160 Amp, trio activated, (235mm rotor OAL)	LN	160	12	7613N	7613N-LC
Caterpillar 3176		Motorola 8LHA, 130 Amp, Std. Regulator	LN	160	12	8329N	
Caterpillar 3176		Motorola 8LHA, 140 Amp, Std. Regulator	LN	160	12	8329N	
Caterpillar 3176		Opt. Serv. Repl., DR 24SI, J180 Mt., 160 Amp	DR	160	12	8718N	
Caterpillar C-10	2008-98	DR 33SI, J-180 Mt., 135 Amp, Road Gang Pkg.	DR	140	12	8607N	8612N
Caterpillar C-10	2006-98	DR 33SI, J-180 Mt., #10 R Term., 135 Amp, Std.	DR	135	12	8083N	8612N
Caterpillar C-10		DR 33SI, J-180Mt., #10 R Term., 110 Amp, Std.	DR	110	12	8081N	8612N
Caterpillar C-10		DR 35SI HP, J-180 Mtg. 140 Amp, Repl. 33SI, High Temp Pkg. .	DR	140	12	8607N	8612N
Caterpillar C-10		DR 35SI, J-180 Mt., (33SI Upgrade) 110 Amp, Std.	DR	140	12	8607N	8612N
Caterpillar C-10		DR 35SI, J-180 Mtg, 135 Amp, Repl. 33SI, Std.	DR	140	12	8607N	8612N
Caterpillar C-10		DR 35SI, J-180 Mtg. 135 Amp, Repl. 33SI, Road Gang Pkg.	DR	140	12	8607N	8612N
Caterpillar C-10		DR 36SI, J-180 Mt. (33SI Upgrade) 170 Amp	DR	170	12	8612N	
Caterpillar C-10	2003-98	DR 22SI J-180 Mt., 130 Amp, 14.1 Vset	DR	145	12	8078N	7685N
Caterpillar C-10		DR 22SI J-180 Mt., 130-145 Amp, 14.5 Vset	DR	145	12	8078N-1	7685N
Caterpillar C-10		DR 22SI J-180 Mt., 145 Amp, 14.1 Vset	DR	145	12	8078N	7685N
Caterpillar C-10		Opt. Serv. Repl., DR 24SI, J180 Mt., 160 Amp	DR	160	12	8718N	
Caterpillar C-10	2003-97	Bosch Replacement Unit, 160 Amp, 3 Mounting Ears	BO	160	12	12490N	12715N
Caterpillar C-10		Bosch Replacement Unit, 200 Amp	BO	200	12	12715N	
Caterpillar C-10		Leece Neville 2500JB, 90 Amp	LN	130	12	7612N	7613N
Caterpillar C-10		Leece Neville 2600JB, 105 Amp	LN	130	12	7612N	7613N
Caterpillar C-10		Leece Neville 2700JB, 130 Amp	LN	130	12	7612N	7613N
Caterpillar C-10		Leece Neville 2805JB, 145 Amp	LN	160	12	7613N	7613N-LC
Caterpillar C-10		Leece Neville LC Series, 160 Amp, stator activated, 239 mm Rotor OAL	LN	160	12	7613N-LC	
Caterpillar C-10		Leece Neville, IR/EF, 160 Amp, trio activated, (235mm rotor OAL)	LN	160	12	7613N	7613N-LC
Caterpillar C-10		Motorola 8LHA, 130 Amp, Std. Regulator	LN	160	12	8329N	
Caterpillar C-10		Motorola 8LHA, 140 Amp, Std. Regulator	LN	160	12	8329N	
Caterpillar C-10	1997	Delco 21SI, 100 Amp	DR	130	12	7681N	7685N
Caterpillar C-10		Delco 21SI, 130 Amp	DR	130	12	7681N	7685N
Caterpillar C-10		Delco 21SI, 145 Amp, 14.1 Vset	DR	145-160	12	7685N	8076N
Caterpillar C-10		Delco 21SI, 145 Amp, 14.5 Vset	DR	145-160	12	7685N-1	8076N
Caterpillar C-10		Delco 26SI, 85 Amp, w/Relay Terminal	DR	85	12	8066N	

ALTERNATORS AND GENERATORS

ENGINE	YEAR	APPLICATION	Mfg	Amp	Volt	PART NO.	OPT. NO.
Peterbilt (Cont'd)							
385 (Cont'd)							
Caterpillar C-10	1997	DR 30SI, 105 Amp, w/R Pin, w/o Transformer	DR	105	12	7940N	
Caterpillar C-11	2008-05	DR 34SI, Quad Pad Mtg., 135 Amp, Remote Sense	DR	140	12	8609N	8614N
Caterpillar C-11		DR 34SI, Quad Pad Mtg., 135 Amp, Road Gang Pkg.	DR	140	12	8609N	8614N
Caterpillar C-11		Opt. Ser. Repl. DR 24SI, Quad Pad Mt., 160 Amp	DR	160	12	8719N	
Caterpillar C-11		Opt. Serv. Repl., DR 24SI Quad Pad Mt., 145 Amp	DR	160	12	8707N	
Caterpillar C-11		Opt. Serv. Repl., DR 24SI Quad Pad Mt., 160 Amp	DR	160	12	8707N	
Caterpillar C-11		Opt. Serv. Repl., DR 24SI, Qaud Pad Mt., 130 Amp	DR	160	12	8707N	
Caterpillar C-11		Std. DR 34SI, 110 Amp, Quad Pad Mt.	DR	140	12	8609N	8614N
Caterpillar C-11		Std. DR 34SI, 135 Amp, Quad Pad Mt.	DR	135	12	8096N	8614N
Caterpillar C-11	2007-05	Bosch IR/IF, Repl. Unit, Quad Pad Mtg, 160 Amp	BO	160	12	12491N	12716N
Caterpillar C-11		Bosch IR/IF, Repl. Unit, Quad Pad Mtg, 200 Amp	BO	200	12	12716N	
Caterpillar C-11		Delco 22SI, Quad Pad Mt, 100 Amp	DR	145	12	8362N	12491N
Caterpillar C-11		Delco 22SI, Quad Pad Mt, 145 Amp	DR	145	12	8362N	12491N
Caterpillar C-11		DR 22SI Quad Pad Mt., 130 Amp	DR	145	12	8362N	12491N
Caterpillar C-11		DR 35SI HP, Quad Pad Mt., 140 Amp, High Temp. Pkg.	DR	140	12	8609N	8614N
Caterpillar C-11		DR 35SI, Quad Pad Mt, 110 Amp Std.	DR	140	12	8609N	8614N
Caterpillar C-11		DR 35SI, Quad Pad Mt., 135 Amp, Remote Sense	DR	140	12	8609N	8614N
Caterpillar C-11		DR 35SI, Quad Pad Mt., 135 Amp, Road Gang Pkg.	DR	140	12	8609N	8614N
Caterpillar C-11		DR 35SI, Quad Pad Mt., 135 Amp, Std.	DR	140	12	8609N	8614N
Caterpillar C-11		DR36SI HP,Quad Pad Mt., 170 Amp, High Temp Pkg.	DR	170	12	8614N	
Caterpillar C-11		LN, 160 Amp, w/Lamp Driver Reg.	DR	170	12	8614N	
Caterpillar C-11		Motorola, 140 Amp, No Smart Check Reg.	LN	160	12	8410N	8410N
Caterpillar C-11		Motorola, 160 Amp, No Smart Check Reg.	LN	160	12	8410N	8410N
Caterpillar C-12	2008-98	DR 33SI, J-180 Mt., 135 Amp, Road Gang Pkg.	DR	140	12	8607N	8612N
Caterpillar C-12	2006-98	DR 33SI, J-180 Mt., #10 R Term., 135 Amp, Std.	DR	135	12	8083N	8612N
Caterpillar C-12		DR 33SI, J-180Mt., #10 R Term, 110 Amp, Std.	DR	110	12	8081N	8612N
Caterpillar C-12		DR 35SI HP, J-180 Mtg. 140 Amp, Repl. 33SI, High Temp Pkg. .	DR	140	12	8607N	8612N
Caterpillar C-12		DR 35SI, J-180 Mt., (33SI Upgrade) 110 Amp, Std.	DR	140	12	8607N	8612N
Caterpillar C-12		DR 35SI, J-180 Mtg, 135 Amp, Repl. 33SI, Std.	DR	140	12	8607N	8612N
Caterpillar C-12		DR 35SI, J-180 Mtg. 135 Amp, Repl. 33SI, Road Gang Pkg.	DR	140	12	8607N	8612N
Caterpillar C-12		DR 36SI, J-180 Mt. (33SI Upgrade) 170 Amp	DR	170	12	8612N	
Caterpillar C-12	2005-98	DR 22SI J-180 Mt., 130 Amp, 14.1 Vset	DR	145	12	8078N	7685N
Caterpillar C-12		DR 22SI J-180 Mt., 130-145 Amp, 14.5 Vset	DR	145	12	8078N-1	7685N
Caterpillar C-12		DR 22SI J-180 Mt., 145 Amp, 14.1 Vset	DR	145	12	8078N	7685N
Caterpillar C-12		Opt. Serv. Repl., DR 24SI, J180 Mt., 160 Amp	DR	160	12	8718N	
Caterpillar C-12	2005-97	Bosch Replacement Unit, 160 Amp, 3 Mounting Ears	BO	160	12	12490N	12715N
Caterpillar C-12		Bosch Replacement Unit, 200 Amp	BO	200	12	12715N	
Caterpillar C-12		Leece Neville 2500JB, 90 Amp	LN	130	12	7612N	7613N
Caterpillar C-12		Leece Neville 2600JB, 105 Amp	LN	130	12	7612N	7613N
Caterpillar C-12		Leece Neville 2700JB, 130 Amp	LN	130	12	7612N	7613N
Caterpillar C-12		Leece Neville 2805JB, 145 Amp	LN	160	12	7613N	7613N-LC
Caterpillar C-12		Leece Neville LC Series, 160 Amp, stator activated, 239 mm Rotor OAL	LN	160	12	7613N-LC	
Caterpillar C-12		Leece Neville, IR/EF, 160 Amp, trio activated, (235mm rotor OAL)	LN	160	12	7613N	7613N-LC
Caterpillar C-12		Motorola 8LHA, 130 Amp, Std. Regulator	LN	160	12	8329N	
Caterpillar C-12		Motorola 8LHA, 140 Amp, Std. Regulator	LN	160	12	8329N	
Caterpillar C-12	1997	Delco 21SI, 100 Amp	DR	130	12	7681N	7685N
Caterpillar C-12		Delco 21SI, 130 Amp	DR	130	12	7681N	7685N
Caterpillar C-12		Delco 21SI, 145 Amp, 14.1 Vset	DR	145-160	12	7685N	8076N
Caterpillar C-12		Delco 21SI, 145 Amp, 14.5 Vset	DR	145-160	12	7685N-1	8076N
Caterpillar C-12		Delco 26SI, 85 Amp, w/Relay Terminal	DR	85	12	8066N	
Caterpillar C-12		DR 30SI, 105 Amp, w/R Pin, w/o Transformer	DR	105	12	7940N	
Caterpillar C-13	2008-04	DR 34SI, Quad Pad Mtg., 135 Amp, Road Gang Pkg.	DR	140	12	8609N	8614N
Caterpillar C-13		Opt. Ser. Repl. DR 24SI, Quad Pad Mt., 160 Amp	DR	160	12	8719N	
Caterpillar C-13		Std. DR 34SI, 110 Amp, Quad Pad Mt.	DR	140	12	8609N	8614N
Caterpillar C-13		Std. DR 34SI, 135 Amp, Quad Pad Mt.	DR	135	12	8096N	8614N
Caterpillar C-13	2007-04	Bosch IR/IF, Repl. Unit, Quad Pad Mtg, 160 Amp	BO	160	12	12491N	12716N
Caterpillar C-13		Bosch IR/IF, Repl. Unit, Quad Pad Mtg, 200 Amp	BO	200	12	12716N	
Caterpillar C-13		Delco 22SI, Quad Pad Mt, 100 Amp	DR	145	12	8362N	12491N
Caterpillar C-13		Delco 22SI, Quad Pad Mt, 145 Amp	DR	145	12	8362N	12491N
Caterpillar C-13		DR 22SI Quad Pad Mt., 130 Amp	DR	145	12	8362N	12491N
Caterpillar C-13		DR 34SI, Quad Pad Mtg., 135 Amp, Remote Sense	DR	140	12	8609N	8614N
Caterpillar C-13		DR 35SI HP, Quad Pad Mt., 140 Amp, High Temp. Pkg.	DR	140	12	8609N	8614N
Caterpillar C-13		DR 35SI, Quad Pad Mt, 110 Amp Std.	DR	140	12	8609N	8614N
Caterpillar C-13		DR 35SI, Quad Pad Mt., 135 Amp, Remote Sense	DR	140	12	8609N	8614N

ALTERNATORS

ALTERNATORS AND GENERATORS

ENGINE	YEAR	APPLICATION	Mfg	Amp	Volt	PART NO.	OPT. NO.
Peterbilt (Cont'd)							
385 (Cont'd)							
Caterpillar C-13	2007-04	DR 35SI, Quad Pad Mt., 135 Amp, Road Gang Pkg.	DR	140	12	8609N	8614N
Caterpillar C-13		DR 35SI, Quad Pad Mt., 135 Amp, Std.	DR	140	12	8609N	8614N
Caterpillar C-13		DR36SI HP,Quad Pad Mt., 170 Amp, High Temp Pkg.	DR	170	12	8614N	
Caterpillar C-13		LN (Repl. 34SI) w/Lamp Driver Reg.	DR	170	12	8614N	
Caterpillar C-13		Moto (Repl. 34SI) 140 Amp, No Smart Check	LN	160	12	8410N	8410N
Caterpillar C-13		Moto (Repl. 34SI) 160 Amp, No Smart Check	LN	160	12	8410N	8410N
Caterpillar C-15	2008-01	DR 34SI, Quad Pad Mtg., 135 Amp, Remote Sense	DR	140	12	8609N	8614N
Caterpillar C-15		DR 34SI, Quad Pad Mtg., 135 Amp, Road Gang Pkg.	DR	140	12	8609N	8614N
Caterpillar C-15		Opt. Ser. Repl. DR 24SI, Quad Pad Mt., 160 Amp	DR	160	12	8719N	
Caterpillar C-15		Std. DR 34SI, 110 Amp, Quad Pad Mt.	DR	140	12	8609N	8614N
Caterpillar C-15		Std. DR 34SI, 135 Amp, Quad Pad Mt.	DR	135	12	8096N	8614N
Caterpillar C-15	2007-01	Bosch IR/IF, Repl. Unit, Quad Pad Mtg, 160 Amp	BO	160	12	12491N	12716N
Caterpillar C-15		Bosch IR/IF, Repl. Unit, Quad Pad Mtg, 200 Amp	BO	200	12	12716N	
Caterpillar C-15		Delco 22SI, Quad Pad Mt, 100 Amp	DR	145	12	8362N	12491N
Caterpillar C-15		Delco 22SI, Quad Pad Mt, 145 Amp	DR	145	12	8362N	12491N
Caterpillar C-15		DR 22SI Quad Pad Mt., 130 Amp	DR	145	12	8362N	12491N
Caterpillar C-15		DR 35SI HP, Quad Pad Mt., 140 Amp, High Temp. Pkg.	DR	140	12	8609N	8614N
Caterpillar C-15		DR 35SI, Quad Pad Mt, 110 Amp Std.	DR	140	12	8609N	8614N
Caterpillar C-15		DR 35SI, Quad Pad Mt., 135 Amp, Remote Sense	DR	140	12	8609N	8614N
Caterpillar C-15		DR 35SI, Quad Pad Mt., 135 Amp, Road Gang Pkg.	DR	140	12	8609N	8614N
Caterpillar C-15		DR 35SI, Quad Pad Mt., 135 Amp, Std.	DR	140	12	8609N	8614N
Caterpillar C-15		DR36SI HP,Quad Pad Mt., 170 Amp, High Temp Pkg.	DR	170	12	8614N	
Caterpillar C-15		LN (Repl. 34SI) w/Lamp Driver Reg.	DR	170	12	8614N	
Caterpillar C-15		Moto (Repl. 34SI) 140 Amp, No Smart Check	LN	160	12	8410N	8410N
Caterpillar C-15		Moto (Repl. 34SI) 160 Amp, No Smart Check	LN	160	12	8410N	8410N
Caterpillar C-15	2000-97	Bosch Replacement Unit, 160 Amp, 3 Mounting Ears	BO	160	12	12490N	12715N
Caterpillar C-15		Bosch Replacement Unit, 200 Amp	BO	200	12	12715N	
Caterpillar C-15		DR 22SI J-180 Mt., 130 Amp, 14.1 Vset	DR	145	12	8078N	7685N
Caterpillar C-15		DR 22SI J-180 Mt., 130-145 Amp, 14.5 Vset	DR	145	12	8078N-1	7685N
Caterpillar C-15		DR 22SI J-180 Mt., 145 Amp, 14.1 Vset	DR	145	12	8078N	7685N
Caterpillar C-15		DR 33SI, J-180 Mt., #10 R Term., 135 Amp, Std.	DR	135	12	8083N	8612N
Caterpillar C-15		DR 33SI, J-180 Mt., 135 Amp, Road Gang Pkg.	DR	140	12	8607N	8612N
Caterpillar C-15		DR 33SI, J-180Mt., #10 R Term, 110 Amp, Std.	DR	110	12	8081N	8612N
Caterpillar C-15		DR 35SI HP, J-180 Mtg. 140 Amp, Repl. 33SI, High Temp Pkg. .	DR	140	12	8607N	8612N
Caterpillar C-15		DR 35SI, J-180 Mtg, 135 Amp, Repl. 33SI, Std.	DR	140	12	8607N	8612N
Caterpillar C-15		DR 35SI, J-180 Mtg. 135 Amp, Repl. 33SI, Road Gang Pkg.	DR	140	12	8607N	8612N
Caterpillar C-15		DR 36SI, J-180 Mt. (33SI Upgrade) 170 Amp	DR	170	12	8612N	
Caterpillar C-15		Leece Neville 2500JB, 90 Amp	LN	130	12	7612N	7613N
Caterpillar C-15		Leece Neville 2600JB, 105 Amp	LN	130	12	7612N	7613N
Caterpillar C-15		Leece Neville 2700JB, 130 Amp	LN	130	12	7612N	7613N
Caterpillar C-15		Leece Neville 2805JB, 145 Amp	LN	160	12	7613N	7613N-LC
Caterpillar C-15		Leece Neville LC Series, 160 Amp, stator activated, 239 mm Rotor OAL	LN	160	12	7613N-LC	
Caterpillar C-15		Leece Neville, IR/EF, 160 Amp, trio activated, (235mm rotor OAL)	LN	160	12	7613N	7613N-LC
Caterpillar C-15		Motorola 8LHA, 130 Amp, Std. Regulator	LN	160	12	8329N	
Caterpillar C-15		Motorola 8LHA, 140 Amp, Std. Regulator	LN	160	12	8329N	
Caterpillar C-15		Opt. Serv. Repl., DR 24SI, J180 Mt., 160 Amp	DR	160	12	8718N	
Cummins ISM	2008-01	DR 34SI, Quad Pad Mtg., 135 Amp, Remote Sense	DR	140	12	8609N	8614N
Cummins ISM		DR 34SI, Quad Pad Mtg., 135 Amp, Road Gang Pkg.	DR	140	12	8609N	8614N
Cummins ISM		Opt. Ser. Repl. DR 24SI, Quad Pad Mt., 160 Amp	DR	160	12	8719N	
Cummins ISM		Std. DR 34SI, 110 Amp, Quad Pad Mt.	DR	140	12	8609N	8614N
Cummins ISM		Std. DR 34SI, 135 Amp, Quad Pad Mt.	DR	135	12	8096N	8614N
Cummins ISM	2007-01	Bosch IR/IF, Repl. Unit, Quad Pad Mtg, 160 Amp	BO	160	12	12491N	12716N
Cummins ISM		Bosch IR/IF, Repl. Unit, Quad Pad Mtg, 200 Amp	BO	200	12	12716N	
Cummins ISM		Delco 22SI, Quad Pad Mt, 100 Amp	DR	145	12	8362N	12491N
Cummins ISM		Delco 22SI, Quad Pad Mt, 145 Amp	DR	145	12	8362N	12491N
Cummins ISM		DR 22SI Quad Pad Mt., 130 Amp	DR	145	12	8362N	12491N
Cummins ISM		DR 35SI HP, Quad Pad Mt., 140 Amp, High Temp. Pkg.	DR	140	12	8609N	8614N
Cummins ISM		DR 35SI, Quad Pad Mt, 110 Amp Std.	DR	140	12	8609N	8614N
Cummins ISM		DR 35SI, Quad Pad Mt., 135 Amp, Remote Sense	DR	140	12	8609N	8614N
Cummins ISM		DR 35SI, Quad Pad Mt., 135 Amp, Road Gang Pkg.	DR	140	12	8609N	8614N
Cummins ISM		DR 35SI, Quad Pad Mt., 135 Amp, Std.	DR	140	12	8609N	8614N
Cummins ISM		DR36SI HP,Quad Pad Mt., 170 Amp, High Temp Pkg.	DR	170	12	8614N	
Cummins ISM		LN (Repl. 34SI) w/Lamp Driver Reg.	DR	170	12	8614N	
Cummins ISM		Moto (Repl. 34SI) 140 Amp, No Smart Check	LN	160	12	8410N	8410N

ALTERNATORS AND GENERATORS

ENGINE	YEAR	APPLICATION	Mfg	Amp	Volt	PART NO.	OPT. NO.
Peterbilt (Cont'd)							
385 (Cont'd)							
Cummins ISM	2007-01	Moto (Repl. 34SI) 160 Amp, No Smart Check	LN	160	12	8410N	8410N
Cummins ISM	2000-97	Bosch Replacement Unit, 160 Amp, 3 Mounting Ears	BO	160	12	12490N	12715N
Cummins ISM		Bosch Replacement Unit, 200 Amp	BO	200	12	12715N	
Cummins ISM		DR 22SI J-180 Mt., 130 Amp, 14.1 Vset	DR	145	12	8078N	7685N
Cummins ISM		DR 22SI J-180 Mt., 130-145 Amp, 14.5 Vset	DR	145	12	8078N-1	7685N
Cummins ISM		DR 22SI J-180 Mt., 145 Amp, 14.1 Vset	DR	145	12	8078N	7685N
Cummins ISM		DR 33SI, J-180 Mt., #10 R Term., 135 Amp, Std.	DR	135	12	8083N	8612N
Cummins ISM		DR 33SI, J-180 Mt., 135 Amp, Road Gang Pkg.	DR	140	12	8607N	8612N
Cummins ISM		DR 33SI, J-180Mt., #10 R Term, 110 Amp, Std.	DR	110	12	8081N	8612N
Cummins ISM		DR 35SI HP, J-180 Mtg. 140 Amp, Repl. 33SI, High Temp Pkg. .	DR	140	12	8607N	8612N
Cummins ISM		DR 35SI, J-180 Mtg, 135 Amp, Repl. 33SI, Std.	DR	140	12	8607N	8612N
Cummins ISM		DR 35SI, J-180 Mtg. 135 Amp, Repl. 33SI, Road Gang Pkg.	DR	140	12	8607N	8612N
Cummins ISM		DR 36SI, J-180 Mt. (33SI Upgrade) 170 Amp	DR	170	12	8612N	
Cummins ISM		Leece Neville 2500JB, 90 Amp	LN	130	12	7612N	7613N
Cummins ISM		Leece Neville 2600JB, 105 Amp	LN	130	12	7612N	7613N
Cummins ISM		Leece Neville 2700JB, 130 Amp	LN	130	12	7612N	7613N
Cummins ISM		Leece Neville 2805JB, 145 Amp	LN	160	12	7613N	7613N-LC
Cummins ISM		Leece Neville LC Series, 160 Amp, stator activated, 239 mm Rotor OAL	LN	160	12	7613N-LC	
Cummins ISM		Leece Neville, IR/EF, 160 Amp, trio activated, (235mm rotor OAL)	LN	160	12	7613N	7613N-LC
Cummins ISM		Motorola 8LHA, 130 Amp, Std. Regulator	LN	160	12	8329N	
Cummins ISM		Motorola 8LHA, 140 Amp, Std. Regulator	LN	160	12	8329N	
Cummins ISM		Opt. Serv. Repl., DR 24SI, J180 Mt., 160 Amp	DR	160	12	8718N	
Cummins M11	1999-96	Bosch Replacement Unit, 160 Amp, 3 Mounting Ears	BO	160	12	12490N	12715N
Cummins M11		Bosch Replacement Unit, 200 Amp	BO	200	12	12715N	
Cummins M11		DR 22SI J-180 Mt., 130 Amp, 14.1 Vset	DR	145	12	8078N	7685N
Cummins M11		DR 22SI J-180 Mt., 130-145 Amp, 14.5 Vset	DR	145	12	8078N-1	7685N
Cummins M11		DR 22SI J-180 Mt., 145 Amp, 14.1 Vset	DR	145	12	8078N	7685N
Cummins M11		DR 33SI, J-180 Mt., #10 R Term., 135 Amp, Std.	DR	135	12	8083N	8612N
Cummins M11		DR 33SI, J-180Mt., #10 R Term, 110 Amp, Std.	DR	110	12	8081N	8612N
Cummins M11		Leece Neville 2500JB, 90 Amp	LN	130	12	7612N	7613N
Cummins M11		Leece Neville 2600JB, 105 Amp	LN	130	12	7612N	7613N
Cummins M11		Leece Neville 2700JB, 130 Amp	LN	130	12	7612N	7613N
Cummins M11		Leece Neville 2805JB, 145 Amp	LN	160	12	7613N	7613N-LC
Cummins M11		Leece Neville LC Series, 160 Amp, stator activated, 239 mm Rotor OAL	LN	160	12	7613N-LC	
Cummins M11		Leece Neville, IR/EF, 160 Amp, trio activated, (235mm rotor OAL)	LN	160	12	7613N	7613N-LC
Cummins M11		Motorola 8LHA, 130 Amp, Std. Regulator	LN	160	12	8329N	
Cummins M11		Motorola 8LHA, 140 Amp, Std. Regulator	LN	160	12	8329N	
Cummins M11		Opt. Serv. Repl., DR 24SI, J180 Mt., 160 Amp	DR	160	12	8718N	
Cummins N14	2006-98	Delco 34SI, Quad Mt, 110 Amp, Std.	DR	135	12	8092N	8613N
Cummins N14		Delco 34SI, Quad Mt., 135 Amp	DR	135	12	8092N	8613N
Cummins N14		DR 35SI Quad Mt., Repl.34SI, R Pin, 110 Amp	DR	140	12	8608N	8613N
Cummins N14		DR 35SI, J-180 Mtg, 110 Amp, Repl. 33SI	DR	140	12	8607N	8612N
Cummins N14		DR 35SI, J-180 Mtg, 135 Amp, Repl. 33SI	DR	140	12	8607N	8612N
Cummins N14		DR 35SI, Quad Mt., Repl.34SI, 135 Amp	DR	140	12	8608N	8613N
Cummins N14		Std. DR 33SI, J-180 Mt., 135 Amp, w/Relay Pin	DR	135	12	8083N	8612N
Cummins N14		Std. DR 33SI, J-180Mt., 110 Amp, w/Relay Pin	DR	110	12	8081N	8612N
Cummins N14	2003-98	DR 22SI J-180 Mt., 130 Amp, 14.1 Vset	DR	145	12	8078N	7685N
Cummins N14		DR 22SI J-180 Mt., 130-145 Amp, 14.5 Vset	DR	145	12	8078N-1	7685N
Cummins N14		DR 22SI J-180 Mt., 145 Amp, 14.1 Vset	DR	145	12	8078N	7685N
Cummins N14		Opt. Serv. Repl., DR 24SI, J180 Mt., 160 Amp	DR	160	12	8718N	
Cummins N14	2003-96	Bosch Replacement Unit, 160 Amp, 3 Mounting Ears	BO	160	12	12490N	12715N
Cummins N14		Bosch Replacement Unit, 200 Amp	BO	200	12	12715N	
Cummins N14		Leece Neville 2500JB, 90 Amp	LN	130	12	7612N	7613N
Cummins N14		Leece Neville 2600JB, 105 Amp	LN	130	12	7612N	7613N
Cummins N14		Leece Neville 2700JB, 130 Amp	LN	130	12	7612N	7613N
Cummins N14		Leece Neville 2805JB, 145 Amp	LN	160	12	7613N	7613N-LC
Cummins N14		Leece Neville LC Series, 160 Amp, stator activated, 239 mm Rotor OAL	LN	160	12	7613N-LC	
Cummins N14		Leece Neville, IR/EF, 160 Amp, trio activated, (235mm rotor OAL)	LN	160	12	7613N	7613N-LC
Cummins N14		Motorola 8LHA, 130 Amp, Std. Regulator	LN	160	12	8329N	
Cummins N14		Motorola 8LHA, 140 Amp, Std. Regulator	LN	160	12	8329N	

ALTERNATORS

ALTERNATORS AND GENERATORS

ENGINE	YEAR	APPLICATION	Mfg	Amp	Volt	PART NO.	OPT. NO.
Peterbilt (Cont'd)							
385 (Cont'd)							
Cummins N14	1997-96	Delco 21SI, 100 Amp	DR	130	12	7681N	7685N
Cummins N14		Delco 21SI, 130 Amp	DR	130	12	7681N	7685N
Cummins N14		Delco 21SI, 145 Amp, 14.1 Vset	DR	145-160	12	7685N	8076N
Cummins N14		Delco 21SI, 145 Amp, 14.5 Vset	DR	145-160	12	7685N-1	8076N
Cummins N14		Delco 26SI, 85 Amp, w/Relay Terminal	DR	85	12	8066N	
Cummins N14		DR 30SI, 105 Amp, w/R Pin, w/o Transformer	DR	105	12	7940N	
386							
Caterpillar C-13	2008-06	DR 34SI, Quad Pad Mtg., 135 Amp, Remote Sense	DR	140	12	8609N	8614N
Caterpillar C-13		DR 34SI, Quad Pad Mtg., 135 Amp, Road Gang Pkg.	DR	140	12	8609N	8614N
Caterpillar C-13		Opt. Ser. Repl. DR 24SI, Quad Pad Mt., 160 Amp	DR	160	12	8719N	
Caterpillar C-13		Std. DR 34SI, 110 Amp, Quad Pad Mt.	DR	140	12	8609N	8614N
Caterpillar C-13		Std. DR 34SI, 135 Amp, Quad Pad Mt.	DR	135	12	8096N	8614N
Caterpillar C-13	2007-06	Bosch IR/IF, Repl. Unit, Quad Pad Mtg, 160 Amp	BO	160	12	12491N	12716N
Caterpillar C-13		Bosch IR/IF, Repl. Unit, Quad Pad Mtg, 200 Amp	BO	200	12	12716N	
Caterpillar C-13		Delco 22SI, Quad Pad Mt, 100 Amp	DR	145	12	8362N	12491N
Caterpillar C-13		Delco 22SI, Quad Pad Mt, 145 Amp	DR	145	12	8362N	12491N
Caterpillar C-13		DR 22SI Quad Pad Mt., 130 Amp	DR	145	12	8362N	12491N
Caterpillar C-13		DR 35SI HP, Quad Pad Mt., 140 Amp, High Temp. Pkg.	DR	140	12	8609N	8614N
Caterpillar C-13		DR 35SI, Quad Pad Mt, 110 Amp Std.	DR	140	12	8609N	8614N
Caterpillar C-13		DR 35SI, Quad Pad Mt., 135 Amp, Remote Sense	DR	140	12	8609N	8614N
Caterpillar C-13		DR 35SI, Quad Pad Mt., 135 Amp, Road Gang Pkg.	DR	140	12	8609N	8614N
Caterpillar C-13		DR 35SI, Quad Pad Mt., 135 Amp, Std.	DR	140	12	8609N	8614N
Caterpillar C-13		DR36SI HP,Quad Pad Mt., 170 Amp, High Temp Pkg.	DR	170	12	8614N	
Caterpillar C-13		LN (Repl. 34SI) w/Lamp Driver Reg.	DR	170	12	8614N	
Caterpillar C-13		Moto (Repl. 34SI) 140 Amp, No Smart Check	LN	160	12	8410N	8410N
Caterpillar C-13		Moto (Repl. 34SI) 160 Amp, No Smart Check	LN	160	12	8410N	8410N
Caterpillar C-15	2008-06	DR 34SI, Quad Pad Mtg., 135 Amp, Remote Sense	DR	140	12	8609N	8614N
Caterpillar C-15		DR 34SI, Quad Pad Mtg., 135 Amp, Road Gang Pkg.	DR	140	12	8609N	8614N
Caterpillar C-15		Opt. Ser. Repl. DR 24SI, Quad Pad Mt., 160 Amp	DR	160	12	8719N	
Caterpillar C-15		Std. DR 34SI, 110 Amp, Quad Pad Mt.	DR	140	12	8609N	8614N
Caterpillar C-15		Std. DR 34SI, 135 Amp, Quad Pad Mt.	DR	135	12	8096N	8614N
Caterpillar C-15	2007-06	Bosch IR/IF, Repl. Unit, Quad Pad Mtg, 160 Amp	BO	160	12	12491N	12716N
Caterpillar C-15		Bosch IR/IF, Repl. Unit, Quad Pad Mtg, 200 Amp	BO	200	12	12716N	
Caterpillar C-15		Delco 22SI, Quad Pad Mt, 100 Amp	DR	145	12	8362N	12491N
Caterpillar C-15		Delco 22SI, Quad Pad Mt, 145 Amp	DR	145	12	8362N	12491N
Caterpillar C-15		DR 22SI Quad Pad Mt., 130 Amp	DR	145	12	8362N	12491N
Caterpillar C-15		DR 35SI HP, Quad Pad Mt., 140 Amp, High Temp. Pkg.	DR	140	12	8609N	8614N
Caterpillar C-15		DR 35SI, Quad Pad Mt, 110 Amp Std.	DR	140	12	8609N	8614N
Caterpillar C-15		DR 35SI, Quad Pad Mt., 135 Amp, Remote Sense	DR	140	12	8609N	8614N
Caterpillar C-15		DR 35SI, Quad Pad Mt., 135 Amp, Road Gang Pkg.	DR	140	12	8609N	8614N
Caterpillar C-15		DR 35SI, Quad Pad Mt., 135 Amp, Std.	DR	140	12	8609N	8614N
Caterpillar C-15		DR36SI HP,Quad Pad Mt., 170 Amp, High Temp Pkg.	DR	170	12	8614N	
Caterpillar C-15		LN (Repl. 34SI) w/Lamp Driver Reg.	DR	170	12	8614N	
Caterpillar C-15		Moto (Repl. 34SI) 140 Amp, No Smart Check	LN	160	12	8410N	8410N
Caterpillar C-15		Moto (Repl. 34SI) 160 Amp, No Smart Check	LN	160	12	8410N	8410N
Cummins ISX	2008-06	DR 34SI, Quad Pad Mtg., 135 Amp, Remote Sense	DR	140	12	8609N	8614N
Cummins ISX		DR 34SI, Quad Pad Mtg., 135 Amp, Road Gang Pkg.	DR	140	12	8609N	8614N
Cummins ISX		Opt. Ser. Repl. DR 24SI, Quad Pad Mt., 160 Amp	DR	160	12	8719N	
Cummins ISX		Std. DR 34SI, 110 Amp, Quad Pad Mt.	DR	140	12	8609N	8614N
Cummins ISX		Std. DR 34SI, 135 Amp, Quad Pad Mt.	DR	135	12	8096N	8614N
Cummins ISX	2007-06	Bosch IR/IF, Repl. Unit, Quad Pad Mtg, 160 Amp	BO	160	12	12491N	12716N
Cummins ISX		Bosch IR/IF, Repl. Unit, Quad Pad Mtg, 200 Amp	BO	200	12	12716N	
Cummins ISX		Delco 22SI, Quad Pad Mt, 100 Amp	DR	145	12	8362N	12491N
Cummins ISX		Delco 22SI, Quad Pad Mt, 145 Amp	DR	145	12	8362N	12491N
Cummins ISX		DR 22SI Quad Pad Mt., 130 Amp	DR	145	12	8362N	12491N
Cummins ISX		DR 35SI HP, Quad Pad Mt., 140 Amp, High Temp. Pkg.	DR	140	12	8609N	8614N
Cummins ISX		DR 35SI, Quad Pad Mt, 110 Amp Std.	DR	140	12	8609N	8614N
Cummins ISX		DR 35SI, Quad Pad Mt., 135 Amp, Remote Sense	DR	140	12	8609N	8614N
Cummins ISX		DR 35SI, Quad Pad Mt., 135 Amp, Road Gang Pkg.	DR	140	12	8609N	8614N
Cummins ISX		DR 35SI, Quad Pad Mt., 135 Amp, Std.	DR	140	12	8609N	8614N
Cummins ISX		DR36SI HP,Quad Pad Mt., 170 Amp, High Temp Pkg.	DR	170	12	8614N	
Cummins ISX		LN (Repl. 34SI) w/Lamp Driver Reg.	DR	170	12	8614N	
Cummins ISX		Moto (Repl. 34SI) 140 Amp, No Smart Check	LN	160	12	8410N	8410N
Cummins ISX		Moto (Repl. 34SI) 160 Amp, No Smart Check	LN	160	12	8410N	8410N

ALTERNATORS AND GENERATORS

ENGINE	YEAR	APPLICATION	Mfg	Amp	Volt	PART NO.	OPT. NO.
Peterbilt (Cont'd)							
387							
Caterpillar 3406	2008-00	DR 33SI, J-180 Mt., 135 Amp, Road Gang Pkg.	DR	140	12	8607N	8612N
Caterpillar 3406	2006-00	DR 33SI, J-180 Mt., #10 R Term., 135 Amp, Std.	DR	135	12	8083N	8612N
Caterpillar 3406		DR 33SI, J-180Mt., #10 R Term, 110 Amp, Std.	DR	110	12	8081N	8612N
Caterpillar 3406		DR 35SI HP, J-180 Mtg. 140 Amp, Repl. 33SI, High Temp Pkg. .	DR	140	12	8607N	8612N
Caterpillar 3406		DR 35SI, J-180 Mt., (33SI Upgrade) 110 Amp, Std.	DR	140	12	8607N	8612N
Caterpillar 3406		DR 35SI, J-180 Mtg, 135 Amp, Repl. 33SI, Std.	DR	140	12	8607N	8612N
Caterpillar 3406		DR 35SI, J-180 Mtg. 135 Amp, Repl. 33SI, Road Gang Pkg.	DR	140	12	8607N	8612N
Caterpillar 3406		DR 36SI, J-180 Mt. (33SI Upgrade) 170 Amp	DR	170	12	8612N	
Caterpillar 3406	2005-00	Bosch Replacement Unit, 160 Amp, 3 Mounting Ears	BO	160	12	12490N	12715N
Caterpillar 3406		Bosch Replacement Unit, 200 Amp	BO	200	12	12715N	
Caterpillar 3406		DR 22SI J-180 Mt., 130 Amp, 14.1 Vset	DR	145	12	8078N	7685N
Caterpillar 3406		DR 22SI J-180 Mt., 130-145 Amp, 14.5 Vset	DR	145	12	8078N-1	7685N
Caterpillar 3406		DR 22SI J-180 Mt., 145 Amp, 14.1 Vset	DR	145	12	8078N	7685N
Caterpillar 3406		Leece Neville 2500JB, 90 Amp	LN	130	12	7612N	7613N
Caterpillar 3406		Leece Neville 2600JB, 105 Amp	LN	130	12	7612N	7613N
Caterpillar 3406		Leece Neville 2700JB, 130 Amp	LN	130	12	7612N	7613N
Caterpillar 3406		Leece Neville 2805JB, 145 Amp	LN	160	12	7613N	7613N-LC
Caterpillar 3406		Leece Neville LC Series, 160 Amp, stator activated, 239 mm Rotor OAL	LN	160	12	7613N-LC	
Caterpillar 3406		Leece Neville, IR/EF, 160 Amp, trio activated, (235mm rotor OAL)	LN	160	12	7613N	7613N-LC
Caterpillar 3406		Motorola 8LHA, 130 Amp, Std. Regulator	LN	160	12	8329N	
Caterpillar 3406		Motorola 8LHA, 140 Amp, Std. Regulator	LN	160	12	8329N	
Caterpillar 3406		Opt. Serv. Repl., DR 24SI, J180 Mt., 160 Amp	DR	160	12	8718N	
Caterpillar C-10	2006-00	DR 33SI, J-180 Mt., #10 R Term., 135 Amp, Std.	DR	135	12	8083N	8612N
Caterpillar C-10		DR 33SI, J-180Mt., #10 R Term, 110 Amp, Std.	DR	110	12	8081N	8612N
Caterpillar C-10		DR 35SI HP, J-180 Mtg. 140 Amp, Repl. 33SI, High Temp Pkg. .	DR	140	12	8607N	8612N
Caterpillar C-10		DR 35SI, J-180 Mt., (33SI Upgrade) 110 Amp, Std.	DR	140	12	8607N	8612N
Caterpillar C-10		DR 35SI, J-180 Mtg, 135 Amp, Repl. 33SI, Std.	DR	140	12	8607N	8612N
Caterpillar C-10		DR 35SI, J-180 Mtg. 135 Amp, Repl. 33SI, Road Gang Pkg.	DR	140	12	8607N	8612N
Caterpillar C-10		DR 36SI, J-180 Mt. (33SI Upgrade) 170 Amp	DR	170	12	8612N	
Caterpillar C-10	2003-00	Bosch Replacement Unit, 160 Amp, 3 Mounting Ears	BO	160	12	12490N	12715N
Caterpillar C-10		Bosch Replacement Unit, 200 Amp	BO	200	12	12715N	
Caterpillar C-10		DR 22SI J-180 Mt., 130 Amp, 14.1 Vset	DR	145	12	8078N	7685N
Caterpillar C-10		DR 22SI J-180 Mt., 130-145 Amp, 14.5 Vset	DR	145	12	8078N-1	7685N
Caterpillar C-10		DR 22SI J-180 Mt., 145 Amp, 14.1 Vset	DR	145	12	8078N	7685N
Caterpillar C-10		DR 33SI, J-180 Mt., 135 Amp, Road Gang Pkg.	DR	140	12	8607N	8612N
Caterpillar C-10		Leece Neville 2500JB, 90 Amp	LN	130	12	7612N	7613N
Caterpillar C-10		Leece Neville 2600JB, 105 Amp	LN	130	12	7612N	7613N
Caterpillar C-10		Leece Neville 2700JB, 130 Amp	LN	130	12	7612N	7613N
Caterpillar C-10		Leece Neville 2805JB, 145 Amp	LN	160	12	7613N	7613N-LC
Caterpillar C-10		Leece Neville LC Series, 160 Amp, stator activated, 239 mm Rotor OAL	LN	160	12	7613N-LC	
Caterpillar C-10		Leece Neville, IR/EF, 160 Amp, trio activated, (235mm rotor OAL)	LN	160	12	7613N	7613N-LC
Caterpillar C-10		Motorola 8LHA, 130 Amp, Std. Regulator	LN	160	12	8329N	
Caterpillar C-10		Motorola 8LHA, 140 Amp, Std. Regulator	LN	160	12	8329N	
Caterpillar C-10		Opt. Serv. Repl., DR 24SI, J180 Mt., 160 Amp	DR	160	12	8718N	
Caterpillar C-12	2008-00	DR 33SI, J-180 Mt., 135 Amp, Road Gang Pkg.	DR	140	12	8607N	8612N
Caterpillar C-12	2006-00	DR 33SI, J-180 Mt., #10 R Term., 135 Amp, Std.	DR	135	12	8083N	8612N
Caterpillar C-12		DR 33SI, J-180Mt., #10 R Term, 110 Amp, Std.	DR	110	12	8081N	8612N
Caterpillar C-12		DR 35SI HP, J-180 Mtg. 140 Amp, Repl. 33SI, High Temp Pkg. .	DR	140	12	8607N	8612N
Caterpillar C-12		DR 35SI, J-180 Mt., (33SI Upgrade) 110 Amp, Std.	DR	140	12	8607N	8612N
Caterpillar C-12		DR 35SI, J-180 Mtg, 135 Amp, Repl. 33SI, Std.	DR	140	12	8607N	8612N
Caterpillar C-12		DR 35SI, J-180 Mtg. 135 Amp, Repl. 33SI, Road Gang Pkg.	DR	140	12	8607N	8612N
Caterpillar C-12		DR 36SI, J-180 Mt. (33SI Upgrade) 170 Amp	DR	170	12	8612N	
Caterpillar C-12	2004-00	Bosch Replacement Unit, 160 Amp, 3 Mounting Ears	BO	160	12	12490N	12715N
Caterpillar C-12		Bosch Replacement Unit, 200 Amp	BO	200	12	12715N	
Caterpillar C-12		DR 22SI J-180 Mt., 130 Amp, 14.1 Vset	DR	145	12	8078N	7685N
Caterpillar C-12		DR 22SI J-180 Mt., 130-145 Amp, 14.5 Vset	DR	145	12	8078N-1	7685N
Caterpillar C-12		DR 22SI J-180 Mt., 145 Amp, 14.1 Vset	DR	145	12	8078N	7685N
Caterpillar C-12		Leece Neville 2500JB, 90 Amp	LN	130	12	7612N	7613N
Caterpillar C-12		Leece Neville 2600JB, 105 Amp	LN	130	12	7612N	7613N
Caterpillar C-12		Leece Neville 2700JB, 130 Amp	LN	130	12	7612N	7613N
Caterpillar C-12		Leece Neville 2805JB, 145 Amp	LN	160	12	7613N	7613N-LC

ALTERNATORS

ALTERNATORS AND GENERATORS

ENGINE	YEAR	APPLICATION	Mfg	Amp	Volt	PART NO.	OPT. NO.
Peterbilt (Cont'd)							
387 (Cont'd)							
Caterpillar C-12	2004-00	Leece Neville LC Series, 160 Amp, stator activated, 239 mm Rotor OAL	LN	160	12	7613N-LC	
Caterpillar C-12		Leece Neville, IR/EF, 160 Amp, trio activated, (235mm rotor OAL)	LN	160	12	7613N	7613N-LC
Caterpillar C-12		Motorola 8LHA, 130 Amp, Std. Regulator	LN	160	12	8329N	
Caterpillar C-12		Motorola 8LHA, 140 Amp, Std. Regulator	LN	160	12	8329N	
Caterpillar C-12		Opt. Serv. Repl., DR 24SI, J180 Mt., 160 Amp	DR	160	12	8718N	
Caterpillar C-13	2008-04	DR 34SI, Quad Pad Mtg., 135 Amp, Remote Sense	DR	140	12	8609N	8614N
Caterpillar C-13		DR 34SI, Quad Pad Mtg., 135 Amp, Road Gang Pkg.	DR	140	12	8609N	8614N
Caterpillar C-13		Opt. Serv. Repl. DR 24SI, Quad Pad Mt., 160 Amp	DR	160	12	8719N	
Caterpillar C-13		Std. DR 34SI, 110 Amp, Quad Pad Mt.	DR	140	12	8609N	8614N
Caterpillar C-13		Std. DR 34SI, 135 Amp, Quad Pad Mt.	DR	135	12	8096N	8614N
Caterpillar C-13	2007-04	Bosch IR/IF, Repl. Unit, Quad Pad Mtg, 160 Amp	BO	160	12	12491N	12716N
Caterpillar C-13		Bosch IR/IF, Repl. Unit, Quad Pad Mtg, 200 Amp	BO	200	12	12716N	
Caterpillar C-13		Delco 22SI, Quad Pad Mt, 100 Amp	DR	145	12	8362N	12491N
Caterpillar C-13		Delco 22SI, Quad Pad Mt, 145 Amp	DR	145	12	8362N	12491N
Caterpillar C-13		DR 22SI Quad Pad Mt., 130 Amp	DR	145	12	8362N	12491N
Caterpillar C-13		DR 35SI HP, Quad Pad Mt., 140 Amp, High Temp. Pkg.	DR	140	12	8609N	8614N
Caterpillar C-13		DR 35SI, Quad Pad Mt, 110 Amp Std.	DR	140	12	8609N	8614N
Caterpillar C-13		DR 35SI, Quad Pad Mt., 135 Amp, Remote Sense	DR	140	12	8609N	8614N
Caterpillar C-13		DR 35SI, Quad Pad Mt., 135 Amp, Road Gang Pkg.	DR	140	12	8609N	8614N
Caterpillar C-13		DR 35SI, Quad Pad Mt., 135 Amp, Std.	DR	140	12	8609N	8614N
Caterpillar C-13		DR36SI HP, Quad Pad Mt., 170 Amp, High Temp Pkg.	DR	170	12	8614N	
Caterpillar C-13		LN (Repl. 34SI) w/Lamp Driver Reg.	DR	170	12	8614N	
Caterpillar C-13		Moto (Repl. 34SI) 140 Amp, No Smart Check	LN	160	12	8410N	8410N
Caterpillar C-13		Moto (Repl. 34SI) 160 Amp, No Smart Check	LN	160	12	8410N	8410N
Caterpillar C-15	2008-00	DR 34SI, Quad Pad Mtg., 135 Amp, Remote Sense	DR	140	12	8609N	8614N
Caterpillar C-15		DR 34SI, Quad Pad Mtg., 135 Amp, Road Gang Pkg.	DR	140	12	8609N	8614N
Caterpillar C-15		Opt. Serv. Repl. DR 24SI, Quad Pad Mt., 160 Amp	DR	160	12	8719N	
Caterpillar C-15		Std. DR 34SI, 110 Amp, Quad Pad Mt.	DR	140	12	8609N	8614N
Caterpillar C-15		Std. DR 34SI, 135 Amp, Quad Pad Mt.	DR	135	12	8096N	8614N
Caterpillar C-15	2007-00	Bosch IR/IF, Repl. Unit, Quad Pad Mtg, 160 Amp	BO	160	12	12491N	12716N
Caterpillar C-15		Bosch IR/IF, Repl. Unit, Quad Pad Mtg, 200 Amp	BO	200	12	12716N	
Caterpillar C-15		Delco 22SI, Quad Pad Mt, 100 Amp	DR	145	12	8362N	12491N
Caterpillar C-15		Delco 22SI, Quad Pad Mt, 145 Amp	DR	145	12	8362N	12491N
Caterpillar C-15		DR 22SI Quad Pad Mt., 130 Amp	DR	145	12	8362N	12491N
Caterpillar C-15		DR 35SI HP, Quad Pad Mt., 140 Amp, High Temp. Pkg.	DR	140	12	8609N	8614N
Caterpillar C-15		DR 35SI, Quad Pad Mt, 110 Amp Std.	DR	140	12	8609N	8614N
Caterpillar C-15		DR 35SI, Quad Pad Mt., 135 Amp, Remote Sense	DR	140	12	8609N	8614N
Caterpillar C-15		DR 35SI, Quad Pad Mt., 135 Amp, Road Gang Pkg.	DR	140	12	8609N	8614N
Caterpillar C-15		DR 35SI, Quad Pad Mt., 135 Amp, Std.	DR	140	12	8609N	8614N
Caterpillar C-15		DR36SI HP, Quad Pad Mt., 170 Amp, High Temp Pkg.	DR	170	12	8614N	
Caterpillar C-15		LN (Repl. 34SI) w/Lamp Driver Reg.	DR	170	12	8614N	
Caterpillar C-15		Moto (Repl. 34SI) 140 Amp, No Smart Check	LN	160	12	8410N	8410N
Caterpillar C-15		Moto (Repl. 34SI) 160 Amp, No Smart Check	LN	160	12	8410N	8410N
Cummins ISM	2008-00	DR 34SI, Quad Pad Mtg., 135 Amp, Remote Sense	DR	140	12	8609N	8614N
Cummins ISM		DR 34SI, Quad Pad Mtg., 135 Amp, Road Gang Pkg.	DR	140	12	8609N	8614N
Cummins ISM		Opt. Serv. Repl. DR 24SI, Quad Pad Mt., 160 Amp	DR	160	12	8719N	
Cummins ISM		Std. DR 34SI, 110 Amp, Quad Pad Mt.	DR	140	12	8609N	8614N
Cummins ISM		Std. DR 34SI, 135 Amp, Quad Pad Mt.	DR	135	12	8096N	8614N
Cummins ISM	2007-00	Bosch IR/IF, Repl. Unit, Quad Pad Mtg, 160 Amp	BO	160	12	12491N	12716N
Cummins ISM		Bosch IR/IF, Repl. Unit, Quad Pad Mtg, 200 Amp	BO	200	12	12716N	
Cummins ISM		Delco 22SI, Quad Pad Mt, 100 Amp	DR	145	12	8362N	12491N
Cummins ISM		Delco 22SI, Quad Pad Mt, 145 Amp	DR	145	12	8362N	12491N
Cummins ISM		DR 22SI Quad Pad Mt., 130 Amp	DR	145	12	8362N	12491N
Cummins ISM		DR 35SI HP, Quad Pad Mt., 140 Amp, High Temp. Pkg.	DR	140	12	8609N	8614N
Cummins ISM		DR 35SI, Quad Pad Mt, 110 Amp Std.	DR	140	12	8609N	8614N
Cummins ISM		DR 35SI, Quad Pad Mt., 135 Amp, Remote Sense	DR	140	12	8609N	8614N
Cummins ISM		DR 35SI, Quad Pad Mt., 135 Amp, Road Gang Pkg.	DR	140	12	8609N	8614N
Cummins ISM		DR 35SI, Quad Pad Mt., 135 Amp, Std.	DR	140	12	8609N	8614N
Cummins ISM		DR36SI HP, Quad Pad Mt., 170 Amp, High Temp Pkg.	DR	170	12	8614N	
Cummins ISM		LN (Repl. 34SI) w/Lamp Driver Reg.	DR	170	12	8614N	
Cummins ISM		Moto (Repl. 34SI) 140 Amp, No Smart Check	LN	160	12	8410N	8410N
Cummins ISM		Moto (Repl. 34SI) 160 Amp, No Smart Check	LN	160	12	8410N	8410N
Cummins ISX	2008-00	DR 34SI, Quad Pad Mtg., 135 Amp, Remote Sense	DR	140	12	8609N	8614N
Cummins ISX		DR 34SI, Quad Pad Mtg., 135 Amp, Road Gang Pkg.	DR	140	12	8609N	8614N

ALTERNATORS AND GENERATORS

ENGINE	YEAR	APPLICATION	Mfg	Amp	Volt	PART NO.	OPT. NO.
Peterbilt (Cont'd)							
387 (Cont'd)							
Cummins ISX	2008-00	Opt. Ser. Repl. DR 24SI, Quad Pad Mt., 160 Amp	DR	160	12	8719N	
Cummins ISX		Std. DR 34SI, 110 Amp, Quad Pad Mt.	DR	140	12	8609N	8614N
Cummins ISX		Std. DR 34SI, 135 Amp, Quad Pad Mt.	DR	135	12	8096N	8614N
Cummins ISX	2007-00	Bosch IR/IF, Repl. Unit, Quad Pad Mtg, 160 Amp	BO	160	12	12491N	12716N
Cummins ISX		Bosch IR/IF, Repl. Unit, Quad Pad Mtg, 200 Amp	BO	200	12	12716N	
Cummins ISX		Delco 22SI, Quad Pad Mt, 100 Amp	DR	145	12	8362N	12491N
Cummins ISX		Delco 22SI, Quad Pad Mt, 145 Amp	DR	145	12	8362N	12491N
Cummins ISX		DR 22SI Quad Pad Mt., 130 Amp	DR	145	12	8362N	12491N
Cummins ISX		DR 35SI HP, Quad Pad Mt., 140 Amp, High Temp. Pkg.	DR	140	12	8609N	8614N
Cummins ISX		DR 35SI, Quad Pad Mt., 110 Amp Std.	DR	140	12	8609N	8614N
Cummins ISX		DR 35SI, Quad Pad Mt., 135 Amp, Remote Sense	DR	140	12	8609N	8614N
Cummins ISX		DR 35SI, Quad Pad Mt., 135 Amp, Road Gang Pkg.	DR	140	12	8609N	8614N
Cummins ISX		DR 35SI, Quad Pad Mt., 135 Amp, Std.	DR	140	12	8609N	8614N
Cummins ISX		DR36SI HP,Quad Pad Mt., 170 Amp, High Temp Pkg.	DR	170	12	8614N	
Cummins ISX		LN (Repl. 34SI) w/Lamp Driver Reg.	DR	170	12	8614N	
Cummins ISX		Moto (Repl. 34SI) 140 Amp, No Smart Check	LN	160	12	8410N	8410N
Cummins ISX		Moto (Repl. 34SI) 160 Amp, No Smart Check	LN	160	12	8410N	8410N
389							
Caterpillar C-15	2008-04	DR 34SI, Quad Pad Mtg., 135 Amp, Remote Sense	DR	140	12	8609N	8614N
Caterpillar C-15		DR 34SI, Quad Pad Mtg., 135 Amp, Road Gang Pkg.	DR	140	12	8609N	8614N
Caterpillar C-15		Opt. Ser. Repl. DR 24SI, Quad Pad Mt., 160 Amp	DR	160	12	8719N	
Caterpillar C-15		Std. DR 34SI, 110 Amp, Quad Pad Mt.	DR	140	12	8609N	8614N
Caterpillar C-15		Std. DR 34SI, 135 Amp, Quad Pad Mt.	DR	135	12	8096N	8614N
Caterpillar C-15	2007-04	Bosch IR/IF, Repl. Unit, Quad Pad Mtg, 160 Amp	BO	160	12	12491N	12716N
Caterpillar C-15		Bosch IR/IF, Repl. Unit, Quad Pad Mtg, 200 Amp	BO	200	12	12716N	
Caterpillar C-15		Delco 22SI, Quad Pad Mt, 100 Amp	DR	145	12	8362N	12491N
Caterpillar C-15		Delco 22SI, Quad Pad Mt, 145 Amp	DR	145	12	8362N	12491N
Caterpillar C-15		DR 22SI Quad Pad Mt., 130 Amp	DR	145	12	8362N	12491N
Caterpillar C-15		DR 35SI HP, Quad Pad Mt., 140 Amp, High Temp. Pkg.	DR	140	12	8609N	8614N
Caterpillar C-15		DR 35SI, Quad Pad Mt, 110 Amp Std.	DR	140	12	8609N	8614N
Caterpillar C-15		DR 35SI, Quad Pad Mt., 135 Amp, Remote Sense	DR	140	12	8609N	8614N
Caterpillar C-15		DR 35SI, Quad Pad Mt., 135 Amp, Road Gang Pkg.	DR	140	12	8609N	8614N
Caterpillar C-15		DR 35SI, Quad Pad Mt., 135 Amp, Std.	DR	140	12	8609N	8614N
Caterpillar C-15		DR36SI HP,Quad Pad Mt., 170 Amp, High Temp Pkg.	DR	170	12	8614N	
Caterpillar C-15		LN (Repl. 34SI) w/Lamp Driver Reg.	DR	170	12	8614N	
Caterpillar C-15		Moto (Repl. 34SI) 140 Amp, No Smart Check	LN	160	12	8410N	8410N
Caterpillar C-15		Moto (Repl. 34SI) 160 Amp, No Smart Check	LN	160	12	8410N	8410N
Cummins ISX	2008-04	DR 34SI, Quad Pad Mtg., 135 Amp, Remote Sense	DR	140	12	8609N	8614N
Cummins ISX		DR 34SI, Quad Pad Mtg., 135 Amp, Road Gang Pkg.	DR	140	12	8609N	8614N
Cummins ISX		Opt. Ser. Repl. DR 24SI, Quad Pad Mt., 160 Amp	DR	160	12	8719N	
Cummins ISX		Std. DR 34SI, 110 Amp, Quad Pad Mt.	DR	140	12	8609N	8614N
Cummins ISX		Std. DR 34SI, 135 Amp, Quad Pad Mt.	DR	135	12	8096N	8614N
Cummins ISX	2007-04	Bosch IR/IF, Repl. Unit, Quad Pad Mtg, 160 Amp	BO	160	12	12491N	12716N
Cummins ISX		Bosch IR/IF, Repl. Unit, Quad Pad Mtg, 200 Amp	BO	200	12	12716N	
Cummins ISX		Delco 22SI, Quad Pad Mt, 100 Amp	DR	145	12	8362N	12491N
Cummins ISX		Delco 22SI, Quad Pad Mt, 145 Amp	DR	145	12	8362N	12491N
Cummins ISX		DR 22SI Quad Pad Mt., 130 Amp	DR	145	12	8362N	12491N
Cummins ISX		DR 35SI HP, Quad Pad Mt., 140 Amp, High Temp. Pkg.	DR	140	12	8609N	8614N
Cummins ISX		DR 35SI, Quad Pad Mt, 110 Amp Std.	DR	140	12	8609N	8614N
Cummins ISX		DR 35SI, Quad Pad Mt., 135 Amp, Remote Sense	DR	140	12	8609N	8614N
Cummins ISX		DR 35SI, Quad Pad Mt., 135 Amp, Road Gang Pkg.	DR	140	12	8609N	8614N
Cummins ISX		DR 35SI, Quad Pad Mt., 135 Amp, Std.	DR	140	12	8609N	8614N
Cummins ISX		DR36SI HP,Quad Pad Mt., 170 Amp, High Temp Pkg.	DR	170	12	8614N	
Cummins ISX		LN (Repl. 34SI) w/Lamp Driver Reg.	DR	170	12	8614N	
Cummins ISX		Moto (Repl. 34SI) 140 Amp, No Smart Check	LN	160	12	8410N	8410N
Cummins ISX		Moto (Repl. 34SI) 160 Amp, No Smart Check	LN	160	12	8410N	8410N
377 A/E							
Cummins N14, 14.0L	2012-96	DR 22SI, 12V / 130 Amp	DR	160	12	8560N	
All Models (By Engine)							
Caterpillar 1674	1978-75	27SI Delco	DR	80	12	7138N	7850N
Caterpillar 1674		30SI Delco	DR	90	12	7262N	
Caterpillar 1674		30SI Delco, 90 Amp, w/Transformer	DR	90	12	7256N	
Caterpillar 1674		Delco 25SI Alternator	DR	75	12	7255N	8066N
Caterpillar 1674	1978-72	Bosch Replacement Unit, 160 Amp, 3 Mounting Ears	BO	160	12	12490N	12715N

ALTERNATORS

ALTERNATORS AND GENERATORS

ENGINE	YEAR	APPLICATION	Mfg	Amp	Volt	PART NO.	OPT. NO.
Peterbilt (Cont'd)							
All Models (By Engine) (Cont'd)							
Caterpillar 1674	1978-72	Bosch Replacement Unit, 200 Amp	BO	200	12	12715N	
Caterpillar 1674		Leece Neville 2500JB, 90 Amp	LN	130	12	7612N	7613N
Caterpillar 1674		Leece Neville 2600JB, 105 Amp	LN	130	12	7612N	7613N
Caterpillar 1674		Motorola Loadhandler	LN	160	12	8329N	
Caterpillar 1674	1974-72	27SI Delco	DR	80	12	7138N	7850N
Caterpillar 1674		Delco 25SI (Neg. Ground)	DR	75	12	7255N	8066N
Caterpillar 1693	1978-75	27SI Delco	DR	80	12	7138N	7850N
Caterpillar 1693		30SI Delco	DR	90	12	7262N	
Caterpillar 1693		30SI Delco, 90 Amp, w/Transformer	DR	90	12	7256N	
Caterpillar 1693		Delco 25SI Alternator	DR	75	12	7255N	8066N
Caterpillar 1693	1978-72	Bosch Replacement Unit, 160 Amp, 3 Mounting Ears	BO	160	12	12490N	12715N
Caterpillar 1693		Bosch Replacement Unit, 200 Amp	BO	200	12	12715N	
Caterpillar 1693		Leece Neville 2500JB, 90 Amp	LN	130	12	7612N	7613N
Caterpillar 1693		Leece Neville 2600JB, 105 Amp	LN	130	12	7612N	7613N
Caterpillar 1693		Motorola Loadhandler	LN	160	12	8329N	
Caterpillar 1693	1974-72	27SI Delco	DR	80	12	7138N	7850N
Caterpillar 1693		Delco 25SI (Neg. Ground)	DR	75	12	7255N	8066N
Caterpillar 3306	1985-79	27SI Delco	DR	80	12	7138N	7850N
Caterpillar 3306		30SI Delco	DR	90	12	7262N	
Caterpillar 3306		30SI Delco, 90 Amp, w/Transformer	DR	90	12	7256N	
Caterpillar 3306		Bosch Replacement Unit, 160 Amp, 3 Mounting Ears	BO	160	12	12490N	12715N
Caterpillar 3306		Bosch Replacement Unit, 200 Amp	BO	200	12	12715N	
Caterpillar 3306		Delco 25SI Alternator	DR	75	12	7255N	8066N
Caterpillar 3306		Leece Neville 2500JB, 90 Amp	LN	130	12	7612N	7613N
Caterpillar 3306		Leece Neville 2600JB, 105 Amp	LN	130	12	7612N	7613N
Caterpillar 3306		Motorola Loadhandler	LN	160	12	8329N	
Caterpillar 3406	1985-75	27SI Delco	DR	80	12	7138N	7850N
Caterpillar 3406		30SI Delco	DR	90	12	7262N	
Caterpillar 3406		30SI Delco, 90 Amp, w/Transformer	DR	90	12	7256N	
Caterpillar 3406		Bosch Replacement Unit, 160 Amp, 3 Mounting Ears	BO	160	12	12490N	12715N
Caterpillar 3406		Bosch Replacement Unit, 200 Amp	BO	200	12	12715N	
Caterpillar 3406		Delco 25SI Alternator	DR	75	12	7255N	8066N
Caterpillar 3406		Leece Neville 2500JB, 90 Amp	LN	130	12	7612N	7613N
Caterpillar 3406		Leece Neville 2600JB, 105 Amp	LN	130	12	7612N	7613N
Caterpillar 3406		Motorola Loadhandler	LN	160	12	8329N	
Caterpillar 3408	1989-86	30SI Delco, 90 Amp, w/o Transformer	DR	90	12	7262N	
Caterpillar 3408		Delco 25SI Alternator	DR	85	12	8066N	
Caterpillar 3408		Delco 25SI Alternator (1986)	DR	75	12	7255N	8066N
Caterpillar 3408		DR 30SI, 105 Amp, w/R Pin, w/o Transformer	DR	105	12	7940N	
Caterpillar 3408	1989-79	30SI Delco, 90 Amp, w/Transformer	DR	90	12	7256N	
Caterpillar 3408		Bosch Replacement Unit, 160 Amp, 3 Mounting Ears	BO	160	12	12490N	12715N
Caterpillar 3408		Bosch Replacement Unit, 200 Amp	BO	200	12	12715N	
Caterpillar 3408		Leece Neville 2500JB, 90 Amp	LN	130	12	7612N	7613N
Caterpillar 3408		Leece Neville 2600JB, 105 Amp	LN	130	12	7612N	7613N
Caterpillar 3408		Motorola Loadhandler	LN	160	12	8329N	
Caterpillar 3408	1985-79	27SI Delco	DR	80	12	7138N	7850N
Caterpillar 3408		30SI Delco	DR	90	12	7262N	
Caterpillar 3408		Delco 25SI Alternator	DR	75	12	7255N	8066N
Cummins C-190	1976-75	27SI Delco	DR	80	12	7138N	7850N
Cummins C-190		30SI Delco	DR	90	12	7262N	
Cummins C-190		Delco 25SI Alternator	DR	75	12	7255N	8066N
Cummins C-190	1976-72	Bosch Replacement Unit, 160 Amp, 3 Mounting Ears	BO	160	12	12490N	12715N
Cummins C-190		Bosch Replacement Unit, 200 Amp	BO	200	12	12715N	
Cummins C-190		Leece Neville 2500JB, 90 Amp	LN	130	12	7612N	7613N
Cummins C-190		Leece Neville 2600JB, 105 Amp	LN	130	12	7612N	7613N
Cummins C-190		Motorola Loadhandler	LN	160	12	8329N	
Cummins C-190	1974-72	27SI Delco	DR	80	12	7138N	7850N
Cummins C-190		Delco 25SI (Neg. Ground)	DR	75	12	7255N	8066N
Cummins K	1988-86	30SI Delco, 90 Amp, w/o Transformer	DR	90	12	7262N	
Cummins K		Delco 25SI Alternator	DR	85	12	8066N	
Cummins K		Delco 25SI Alternator (1986)	DR	75	12	7255N	8066N
Cummins K		DR 30SI, 105 Amp, w/R Pin, w/o Transformer	DR	105	12	7940N	
Cummins K	1988-77	30SI Delco, 90 Amp, w/Transformer	DR	90	12	7256N	
Cummins K		Bosch Replacement Unit, 160 Amp, 3 Mounting Ears	BO	160	12	12490N	12715N
Cummins K		Bosch Replacement Unit, 200 Amp	BO	200	12	12715N	
Cummins K		Leece Neville 2500JB, 90 Amp	LN	130	12	7612N	7613N

ALTERNATORS AND GENERATORS

ENGINE	YEAR	APPLICATION	Mfg	Amp	Volt	PART NO.	OPT. NO.
Peterbilt (Cont'd)							
All Models (By Engine) (Cont'd)							
Cummins K	1988-77	Leece Neville 2600JB, 105 Amp	LN	130	12	7612N	7613N
Cummins K		Motorola Loadhandler	LN	160	12	8329N	
Cummins K	1985-77	27SI Delco	DR	80	12	7138N	7850N
Cummins K		30SI Delco	DR	90	12	7262N	
Cummins K		Delco 25SI Alternator	DR	75	12	7255N	8066N
Cummins NH Eng.	1978-75	27SI Delco	DR	80	12	7138N	7850N
Cummins NH Eng.		30SI Delco	DR	90	12	7262N	
Cummins NH Eng.		Delco 25SI Alternator	DR	75	12	7255N	8066N
Cummins NH Eng.	1978-72	Bosch Replacement Unit, 160 Amp, 3 Mounting Ears	BO	160	12	12490N	12715N
Cummins NH Eng.		Bosch Replacement Unit, 200 Amp	BO	200	12	12715N	
Cummins NH Eng.		Leece Neville 2500JB, 90 Amp	LN	130	12	7612N	7613N
Cummins NH Eng.		Leece Neville 2600JB, 105 Amp	LN	130	12	7612N	7613N
Cummins NH Eng.		Motorola Loadhandler	LN	160	12	8329N	
Cummins NH Eng.	1974-72	27SI Delco	DR	80	12	7138N	7850N
Cummins NH Eng.		Delco 25SI (Neg. Ground)	DR	75	12	7255N	8066N
Cummins NTC Eng.	1990-86	30SI Delco, 90 Amp, w/o Transformer	DR	90	12	7262N	
Cummins NTC Eng.		Delco 25SI Alternator	DR	85	12	8066N	
Cummins NTC Eng.		Delco 25SI Alternator (1986)	DR	75	12	7255N	8066N
Cummins NTC Eng.		DR 30SI, 105 Amp, w/R Pin, w/o Transformer	DR	105	12	7940N	
Cummins NTC Eng.	1990-79	30SI Delco, 90 Amp, w/Transformer	DR	90	12	7256N	
Cummins NTC Eng.		Bosch Replacement Unit, 160 Amp, 3 Mounting Ears	BO	160	12	12490N	12715N
Cummins NTC Eng.		Bosch Replacement Unit, 200 Amp	BO	200	12	12715N	
Cummins NTC Eng.		Leece Neville 2500JB, 90 Amp	LN	130	12	7612N	7613N
Cummins NTC Eng.		Leece Neville 2600JB, 105 Amp	LN	130	12	7612N	7613N
Cummins NTC Eng.		Motorola Loadhandler	LN	160	12	8329N	
Cummins NTC Eng.	1985-79	27SI Delco	DR	80	12	7138N	7850N
Cummins NTC Eng.		30SI Delco	DR	90	12	7262N	
Cummins NTC Eng.		Delco 25SI Alternator	DR	75	12	7255N	8066N
Cummins V8-210	1978-75	27SI Delco	DR	80	12	7138N	7850N
Cummins V8-210		30SI Delco	DR	90	12	7262N	
Cummins V8-210		Delco 25SI Alternator	DR	75	12	7255N	8066N
Cummins V8-210	1978-72	Bosch Replacement Unit, 160 Amp, 3 Mounting Ears	BO	160	12	12490N	12715N
Cummins V8-210		Bosch Replacement Unit, 200 Amp	BO	200	12	12715N	
Cummins V8-210		Leece Neville 2500JB, 90 Amp	LN	130	12	7612N	7613N
Cummins V8-210		Leece Neville 2600JB, 105 Amp	LN	130	12	7612N	7613N
Cummins V8-210		Motorola Loadhandler	LN	160	12	8329N	
Cummins V8-210	1974-72	27SI Delco	DR	80	12	7138N	7850N
Cummins V8-210		Delco 25SI (Neg. Ground)	DR	75	12	7255N	8066N
Cummins V-903	1981-75	27SI Delco	DR	80	12	7138N	7850N
Cummins V-903		30SI Delco	DR	90	12	7262N	
Cummins V-903		30SI Delco, 90 Amp, w/Transformer	DR	90	12	7256N	
Cummins V-903		Delco 25SI Alternator	DR	75	12	7255N	8066N
Cummins V-903	1981-72	Bosch Replacement Unit, 160 Amp, 3 Mounting Ears	BO	160	12	12490N	12715N
Cummins V-903		Bosch Replacement Unit, 200 Amp	BO	200	12	12715N	
Cummins V-903		Leece Neville 2500JB, 90 Amp	LN	130	12	7612N	7613N
Cummins V-903		Leece Neville 2600JB, 105 Amp	LN	130	12	7612N	7613N
Cummins V-903		Motorola Loadhandler	LN	160	12	8329N	
Cummins V-903	1974-72	27SI Delco	DR	80	12	7138N	7850N
Cummins V-903		Delco 25SI (Neg. Ground)	DR	75	12	7255N	8066N
DD 12V-71	1982-75	27SI Delco	DR	80	12	7138N	7850N
DD 12V-71		30SI Delco	DR	90	12	7262N	
DD 12V-71		Delco 25SI Alternator	DR	75	12	7255N	8066N
DD 12V-71	1982-72	Bosch Replacement Unit, 160 Amp, 3 Mounting Ears	BO	160	12	12490N	12715N
DD 12V-71		Bosch Replacement Unit, 200 Amp	BO	200	12	12715N	
DD 12V-71		Leece Neville 2500JB, 90 Amp	LN	130	12	7612N	7613N
DD 12V-71		Leece Neville 2600JB, 105 Amp	LN	130	12	7612N	7613N
DD 12V-71		Motorola Loadhandler	LN	160	12	8329N	
DD 12V-71	1974-72	27SI Delco	DR	80	12	7138N	7850N
DD 12V-71		Delco 25SI (Neg. Ground)	DR	75	12	7255N	8066N
DD 6V-92	1990-86	30SI Delco, 90 Amp, w/o Transformer	DR	90	12	7262N	
DD 6V-92		30SI Delco, 90 Amp, w/Transformer	DR	90	12	7256N	
DD 6V-92		Delco 25SI Alternator	DR	85	12	8066N	
DD 6V-92		Delco 25SI Alternator (1986)	DR	75	12	7255N	8066N
DD 6V-92		DR 30SI, 105 Amp, w/R Pin, w/o Transformer	DR	105	12	7940N	
DD 6V-92	1990-79	Bosch Replacement Unit, 160 Amp, 3 Mounting Ears	BO	160	12	12490N	12715N
DD 6V-92		Bosch Replacement Unit, 200 Amp	BO	200	12	12715N	

ALTERNATORS

ALTERNATORS AND GENERATORS

ENGINE	YEAR	APPLICATION	Mfg	Amp	Volt	PART NO.	OPT. NO.
Peterbilt (Cont'd)							
All Models (By Engine) (Cont'd)							
DD 6V-92	1990-79	Leece Neville 2500JB, 90 Amp	LN	130	12	7612N	7613N
DD 6V-92		Leece Neville 2600JB, 105 Amp	LN	130	12	7612N	7613N
DD 6V-92		Motorola Loadhandler	LN	160	12	8329N	
DD 6V-92	1985-79	27SI Delco	DR	80	12	7138N	7850N
DD 6V-92		30SI Delco	DR	90	12	7262N	
DD 6V-92		Delco 25SI Alternator	DR	75	12	7255N	8066N
DD 8V-71	1986-72	Bosch Replacement Unit, 160 Amp, 3 Mounting Ears	BO	160	12	12490N	12715N
DD 8V-71		Bosch Replacement Unit, 200 Amp	BO	200	12	12715N	
DD 8V-71		Leece Neville 2500JB, 90 Amp	LN	130	12	7612N	7613N
DD 8V-71		Leece Neville 2600JB, 105 Amp	LN	130	12	7612N	7613N
DD 8V-71		Motorola Loadhandler	LN	160	12	8329N	
DD 8V-71	1985-75	27SI Delco	DR	80	12	7138N	7850N
DD 8V-71		30SI Delco	DR	90	12	7262N	
DD 8V-71		Delco 25SI Alternator	DR	75	12	7255N	8066N
DD 8V-71	1974-72	27SI Delco	DR	80	12	7138N	7850N
DD 8V-71		Delco 25SI (Neg. Ground)	DR	75	12	7255N	8066N
DD 8V-71	1986	30SI Delco, 90 Amp, w/o Transformer	DR	90	12	7262N	
DD 8V-71		30SI Delco, 90 Amp, w/Transformer	DR	90	12	7256N	
DD 8V-71		Delco 25SI Alternator	DR	85	12	8066N	
DD 8V-71		Delco 25SI Alternator (1986)	DR	75	12	7255N	8066N
DD 8V-71		DR 30SI, 105 Amp, w/R Pin, w/o Transformer	DR	105	12	7940N	
DD 8V-92	1990-86	30SI Delco, 90 Amp, w/o Transformer	DR	90	12	7262N	
DD 8V-92		30SI Delco, 90 Amp, w/Transformer	DR	90	12	7256N	
DD 8V-92		Delco 25SI Alternator	DR	85	12	8066N	
DD 8V-92		Delco 25SI Alternator (1986)	DR	75	12	7255N	8066N
DD 8V-92		DR 30SI, 105 Amp, w/R Pin, w/o Transformer	DR	105	12	7940N	
DD 8V-92	1990-79	Bosch Replacement Unit, 160 Amp, 3 Mounting Ears	BO	160	12	12490N	12715N
DD 8V-92		Bosch Replacement Unit, 200 Amp	BO	200	12	12715N	
DD 8V-92		Leece Neville 2500JB, 90 Amp	LN	130	12	7612N	7613N
DD 8V-92		Leece Neville 2600JB, 105 Amp	LN	130	12	7612N	7613N
DD 8V-92		Motorola Loadhandler	LN	160	12	8329N	
DD 8V-92	1985-79	27SI Delco	DR	80	12	7138N	7850N
DD 8V-92		30SI Delco	DR	90	12	7262N	
DD 8V-92		Delco 25SI Alternator	DR	75	12	7255N	8066N
Prevost							
Bus Models (By Engine)							
Detroit Diesel Eng.	1990-85	w/24-Volt Belt Drive 50DN	DR	270	24	8359R	
Ram							
2500							
L6 6.7L 408cid	2012-11	Denso Unit, 160 Amp	ND	145	12	11378R	
3500							
L6 6.7L 408cid	2011	Denso Unit, 160 Amp	ND	145	12	11378R	
Renault							
Buses							
M17R 06.20.45 B41, 9.9L	2006-98	Agora (Line), Bosch IR, 24V / 80 Amp	BO	80	24	23502N	
M17R 06.20.45 C41, 9.9L		Agora (Line), Bosch IR, 24V / 80 Amp	BO	80	24	23502N	
MIDR 06.20.45 M41, 9.9L	2001-96	Iliade GT,GTC,GTE, Bosch IR, 24V / 80 Amp	BO	80	24	23502N	
MIDR 06.20.45 M41, 9.9L		Iliade GTX, GTXE, RTX, Bosch IR, 24V / 80 Amp	BO	80	24	23502N	
MIDR 06.20.45 M41, 9.9L		Iliade RT, RTC, TE, TEC, Bosch IR, 24V / 80 Amp	BO	80	24	23502N	
MIDR 06.20.45 R41, 9.9L		Iliade GT,GTC,GTE, Bosch IR, 24V / 80 Amp	BO	80	24	23502N	
MIDR 06.20.45 R41, 9.9L		Iliade GTX, GTXE, RTX, Bosch IR, 24V / 80 Amp	BO	80	24	23502N	
MIDR 06.20.45 R41, 9.9L		Iliade RT, RTC, TE, TEC, Bosch IR, 24V / 80 Amp	BO	80	24	23502N	
Kerax							
dcid 11 C, 11.1L	2006-01	420, Bosch IR, 24V / 80 Amp	BO	80	24	23502N	
dcid 11 C, 11.1L		420, Bosch IR/IF, 24V / 110 Amp	BO	110	24	23877N	
dcid 11 E, 11.1L		370, Bosch IR, 24V / 80 Amp	BO	80	24	23502N	
dcid 11 E, 11.1L		370, Bosch IR/IF, 24V / 110 Amp	BO	110	24	23877N	
dcid 11 G, 11.1L		320, Bosch IR, 24V / 80 Amp	BO	80	24	23502N	
dcid 11 G, 11.1L		320, Bosch IR/IF, 24V / 110 Amp	BO	110	24	23877N	
dcid 11 I, 11.1L		270, Bosch IR, 24V / 80 Amp	BO	80	24	23502N	

ALTERNATORS AND GENERATORS

ENGINE	YEAR	APPLICATION	Mfg	Amp	Volt	PART NO.	OPT. NO.
Renault (Cont'd)							
Kerax (Cont'd)							
dcid 11 I, 11.1L	2006-01	270, Bosch IR/IF, 24V / 110 Amp	BO	110	24	23877N	
MIDR 06.20.45 C/4, 9.8L	2002-97	260, Bosch IR, 24V / 80 Amp	BO	80	24	23502N	
MIDR 06.20.45 C/4, 9.8L		260, Bosch IR/IF, 24V / 110 Amp	BO	110	24	23877N	
MIDR 06.20.45 D/41, 9.8L		300, Bosch IR, 24V / 80 Amp	BO	80	24	23502N	
MIDR 06.20.45 D/41, 9.8L		300, Bosch IR/IF, 24V / 110 Amp	BO	110	24	23877N	
MIDR 06.20.45 E/3, 9.8L	1999-97	340, Bosch IR, 24V / 80 Amp	BO	80	24	23502N	
MIDR 06.20.45 E/3, 9.8L		340, Bosch IR/IF, 24V / 110 Amp	BO	110	24	23877N	
MIDR 06.20.45 E/41, 9.8L	2002-97	340, Bosch IR, 24V / 80 Amp	BO	80	24	23502N	
MIDR 06.20.45 E/41, 9.8L		340, Bosch IR/IF, 24V / 110 Amp	BO	110	24	23877N	
MIDR 06.23.56 A/41, 11.1L	2002-98	385, Bosch IR, 24V / 80 Amp	BO	80	24	23502N	
MIDR 06.23.56 A/41, 11.1L		385, Bosch IR/IF, 24V / 110 Amp	BO	110	24	23877N	
MIDR 06.23.56 A3, 9.9L	2003-99	350, Bosch IR, 24V / 80 Amp	BO	80	24	23502N	
MIDR 06.23.56 A3, 9.9L		350, Bosch IR/IF, 24V / 110 Amp	BO	110	24	23877N	
MIDR 06.23.56 B/41, 11.1L	2002-98	400, Bosch IR, 24V / 80 Amp	BO	80	24	23502N	
MIDR 06.23.56 B/41, 11.1L		400, Bosch IR/IF, 24V / 110 Amp	BO	110	24	23877N	
Magnum							
MIDR 06.24.65 A42, 12.0L	2000-96	390 AE, BO IR/IF, 3 bolt mt., 24V / 80 Amp	BO	80	24	12585N	
MIDR 06.24.65 A42, 12.0L		390 AE, Bosch IR, 24V / 80 Amp	BO	80	24	23502N	
MIDR 06.24.65 A42, 12.0L		390 AE, Bosch IR/IF, 24V / 110 Amp	BO	110	24	23877N	
MIDR 06.24.65 A46, 12.0L	2001-99	400 E.TECH, BO IR/IF, 3 bolt mt., 24V / 80 Amp	BO	80	24	12585N	
MIDR 06.24.65 A46, 12.0L		400 E.TECH, Bosch IR, 24V / 80 Amp	BO	80	24	23502N	
MIDR 06.24.65 A46, 12.0L		400 E.TECH, Bosch IR/IF, 24V / 110 Amp	BO	110	24	23877N	
MIDR 06.24.65 B42, 12.0L	2000-96	430AE, BO IR/IF, 3 bolt mt., 24V / 80 Amp	BO	80	24	12585N	
MIDR 06.24.65 B42, 12.0L		430AE, Bosch IR, 24V / 80 Amp	BO	80	24	23502N	
MIDR 06.24.65 B42, 12.0L		430AE, Bosch IR/IF, 24V / 110 Amp	BO	110	24	23877N	
MIDR 06.24.65 B46, 12.0L	2001-99	440 E.TECH, BO IR/IF, 3 bolt mt., 24V / 80 Amp	BO	80	24	12585N	
MIDR 06.24.65 B46, 12.0L		440 E.TECH, Bosch IR, 24V / 80 Amp	BO	80	24	23502N	
MIDR 06.24.65 B46, 12.0L		440 E.TECH, Bosch IR/IF, 24V / 110 Amp	BO	110	24	23877N	
MIDR 06.24.65 C42, 12.0L	2000-96	470AE, BO IR/IF, 3 bolt mt., 24V / 80 Amp	BO	80	24	12585N	
MIDR 06.24.65 C42, 12.0L		470AE, Bosch IR, 24V / 80 Amp	BO	80	24	23502N	
MIDR 06.24.65 C42, 12.0L		470AE, Bosch IR/IF, 24V / 110 Amp	BO	110	24	23877N	
MIDR 06.24.65 C46, 12.0L	2001-99	480 E. TECH, BO IR/IF, 3 bolt mt., 24V / 80 Amp	BO	80	24	12585N	
MIDR 06.24.65 C46, 12.0L		480 E. TECH, Bosch IR, 24V / 80 Amp	BO	80	24	23502N	
MIDR 06.24.65 C46, 12.0L		480 E. TECH, Bosch IR/IF, 24V / 110 Amp	BO	110	24	23877N	
MIDR 06.35.40 P41, 12.0L	1997-96	420ti AE, BO IR/IF, 3 bolt mt., 24V / 80 Amp	BO	80	24	12585N	
MIDR 06.35.40 P41, 12.0L		420ti AE, Bosch IR, 24V / 80 Amp	BO	80	24	23502N	
MIDR 06.35.40 P41, 12.0L		420ti AE, Bosch IR/IF, 24V / 110 Amp	BO	110	24	23877N	
V-Mack-EE9-560, 16.5L	2000-96	560AE, BO IR/IF, 3 bolt mt., 24V / 80 Amp	BO	80	24	12585N	
V-Mack-EE9-560, 16.5L		560AE, Bosch IR, 24V / 80 Amp	BO	80	24	23502N	
V-Mack-EE9-560, 16.5L		560AE, Bosch IR/IF, 24V / 110 Amp	BO	110	24	23877N	
Midliner							
MIDR 06.02.26 Y/41	2000-96	M 250, Bosch IR, 24V / 80 Amp	BO	80	24	23502N	
MIDR 06.02.26 Y/41		M 250, Bosch IR/IF, 24V / 110 Amp	BO	110	24	23877N	
Midlum							
dcid 4B, 4.0L	2006-01	150, Bosch IR, 24V / 80 Amp	BO	80	24	23502N	
dcid 4B, 4.0L		150, Bosch IR/IF, 24V / 110 Amp	BO	110	24	23877N	
dcid 4C, 4.0L		180, Bosch IR, 24V / 80 Amp	BO	80	24	23502N	
dcid 4C, 4.0L		180, Bosch IR/IF, 24V / 110 Amp	BO	110	24	23877N	
dcid 6A 6.2L		270, Bosch IR, 24V / 80 Amp	BO	80	24	23502N	
dcid 6A 6.2L		270, Bosch IR/IF, 24V / 110 Amp	BO	110	24	23877N	
dcid 6W, 6.2L		220 4x2, Bosch IR, 24V / 80 Amp	BO	80	24	23502N	
dcid 6W, 6.2L		220 4x2, Bosch IR/IF, 24V / 110 Amp	BO	110	24	23877N	
MIDR 04.02.26 A/4, 4.0L	2001-00	135, Bosch IR, 24V / 80 Amp	BO	80	24	23502N	
MIDR 04.02.26 A/4, 4.0L		135, Bosch IR/IF, 24V / 110 Amp	BO	110	24	23877N	
MIDR 04.02.26 B/4, 4.0L		150, Bosch IR, 24V / 80 Amp	BO	80	24	23502N	
MIDR 04.02.26 B/4, 4.0L		150, Bosch IR/IF, 24V / 110 Amp	BO	110	24	23877N	
MIDR 06.02.26 V/4, 6.2L		180, Bosch IR, 24V / 80 Amp	BO	80	24	23502N	
MIDR 06.02.26 V/4, 6.2L		180, Bosch IR/IF, 24V / 110 Amp	BO	110	24	23877N	
MIDR 06.02.26 W/4, 6.2L		210, Bosch IR, 24V / 80 Amp	BO	80	24	23502N	
MIDR 06.02.26 W/4, 6.2L		210, Bosch IR/IF, 24V / 110 Amp	BO	110	24	23877N	
MIDR 06.02.26 Y/41		250, Bosch IR, 24V / 80 Amp	BO	80	24	23502N	
MIDR 06.02.26 Y/41		250, Bosch IR/IF, 24V / 110 Amp	BO	110	24	23877N	
Premium							
dcid 06.23.56 B43, 11.1L	2001-00	420 Route, Bosch IR, 24V / 80 Amp	BO	80	24	23502N	

ALTERNATORS AND GENERATORS

ENGINE	YEAR	APPLICATION	Mfg	Amp	Volt	PART NO.	OPT. NO.
Renault (Cont'd)							
Premium (Cont'd)							
dcid 06.23.56 B43, 11.1L	2001-00	420 Route, Bosch IR/IF, 24V / 110 Amp	BO	110	24	23877N	
dcid 11 C 11.1L	2006-00	420 Distribution, Bosch IR, 24V / 80 Amp	BO	80	24	23502N	
dcid 11 C 11.1L		420 Distribution, Bosch IR/IF, 24V / 110 Amp	BO	110	24	23877N	
dcid 11 E, 11.1L		370 Distribution, Bosch IR, 24V / 80 Amp	BO	80	24	23502N	
dcid 11 E, 11.1L		370 Distribution, Bosch IR/IF, 24V / 110 Amp	BO	110	24	23877N	
dcid 11 G, 11.1L		320 Distribution, Bosch IR, 24V / 80 Amp	BO	80	24	23502N	
dcid 11 G, 11.1L		320 Distribution, Bosch IR/IF, 24V / 110 Amp	BO	110	24	23877N	
MIDR 06.02.26 W/4, 6.2L	2001-96	210 Distribution, Bosch IR, 24V / 80 Amp	BO	80	24	23502N	
MIDR 06.02.26 W/4, 6.2L		210 Distribution, Bosch IR/IF, 24V / 110 Amp	BO	110	24	23877N	
MIDR 06.02.26 Y41, 6.2L		250 Distribution, Bosch IR, 24V / 80 Amp	BO	80	24	23502N	
MIDR 06.02.26 Y41, 6.2L		250 Distribution, Bosch IR/IF, 24V / 110 Amp	BO	110	24	23877N	
MIDR 06.20.45 C/4, 9.8L	2001-97	SP, Bosch IR, 24V / 80 Amp	BO	80	24	23502N	
MIDR 06.20.45 C/4, 9.8L		SP, Bosch IR/IF, 24V / 110 Amp	BO	110	24	23877N	
MIDR 06.20.45 C/4, 9.8L	2001-96	260 Distribution, Bosch IR, 24V / 80 Amp	BO	80	24	23502N	
MIDR 06.20.45 C/4, 9.8L		260 Distribution, Bosch IR/IF, 24V / 110 Amp	BO	110	24	23877N	
MIDR 06.20.45 D/41, 9.8L		300 Distribution, Bosch IR, 24V / 80 Amp	BO	80	24	23502N	
MIDR 06.20.45 D/41, 9.8L		300 Distribution, Bosch IR/IF, 24V / 110 Amp	BO	110	24	23877N	
MIDR 06.20.45 D/41, 9.8L		300 Route, Bosch IR, 24V / 80 Amp	BO	80	24	23502N	
MIDR 06.20.45 D/41, 9.8L		300 Route, Bosch IR/IF, 24V / 110 Amp	BO	110	24	23877N	
MIDR 06.20.45 E/41, 9.8L		340 Distribution, Bosch IR, 24V / 80 Amp	BO	80	24	23502N	
MIDR 06.20.45 E/41, 9.8L		340 Distribution, Bosch IR/IF, 24V / 110 Amp	BO	110	24	23877N	
MIDR 06.20.45 E/41, 9.8L		340 Route, Bosch IR, 24V / 80 Amp	BO	80	24	23502N	
MIDR 06.20.45 E/41, 9.8L		340 Route, Bosch IR/IF, 24V / 110 Amp	BO	110	24	23877N	
MIDR 06.23.56 A/41, 11.1L		385 Route, Bosch IR, 24V / 80 Amp	BO	80	24	23502N	
MIDR 06.23.56 A/41, 11.1L		385 Route, Bosch IR/IF, 24V / 110 Amp	BO	110	24	23877N	
MIDR 06.23.56 A/41, 11.1L	2001-00	385 Distribution, Bosch IR, 24V / 80 Amp	BO	80	24	23502N	
MIDR 06.23.56 A/41, 11.1L		385 Distribution, Bosch IR/IF, 24V / 110 Amp	BO	110	24	23877N	
MIDR 06.23356 B/41, 11.1L	2001-98	400 Route, Bosch IR, 24V / 80 Amp	BO	80	24	23502N	
MIDR 06.23356 B/41, 11.1L		400 Route, Bosch IR/IF, 24V / 110 Amp	BO	110	24	23877N	
MIDR 06.23356 B/41, 11.1L	2001-96	400 Distribution, Bosch IR, 24V / 80 Amp	BO	80	24	23502N	
MIDR 06.23356 B/41, 11.1L		400 Distribution, Bosch IR/IF, 24V / 110 Amp	BO	110	24	23877N	
Sterling							
Acterra 5500							
L6 8.3L 505cid	2004-01	Bosch Replacement Unit, 160 Amp, 3 Mounting Ears	BO	160	12	12490N	12715N
L6 8.3L 505cid		Bosch Replacement Unit, 200 Amp	BO	200	12	12715N	
Acterra 6500							
L6 8.3L 505cid	2004-01	Bosch Replacement Unit, 160 Amp, 3 Mounting Ears	BO	160	12	12490N	12715N
L6 8.3L 505cid		Bosch Replacement Unit, 200 Amp	BO	200	12	12715N	
Acterra 7500							
L6 8.3L 505cid	2004-01	Bosch Replacement Unit, 160 Amp, 3 Mounting Ears	BO	160	12	12490N	12715N
L6 8.3L 505cid		Bosch Replacement Unit, 200 Amp	BO	200	12	12715N	
Acterra M5500 / 6500 / 7500 / 8500							
Caterpillar 3126	2004-01	Bosch Replacement Unit, 160 Amp, 3 Mounting Ears	BO	160	12	12490N	12715N
Caterpillar 3126		Bosch Replacement Unit, 200 Amp	BO	200	12	12715N	
Caterpillar 3126		DR 22SI J-180 Mt., 130 Amp, 14.1 Vset	DR	145	12	8078N	7685N
Caterpillar 3126		DR 22SI J-180 Mt., 130-145 Amp, 14.5 Vset	DR	145	12	8078N-1	7685N
Caterpillar 3126		DR 22SI J-180 Mt., 145 Amp, 14.1 Vset	DR	145	12	8078N	7685N
Caterpillar 3126		DR 31SI, J-180 Mt., 200 Amp	DR	200	12	8432N	
Caterpillar 3126		Leece Neville 2500JB, 90 Amp	LN	130	12	7612N	7613N
Caterpillar 3126		Leece Neville 2600JB, 105 Amp	LN	130	12	7612N	7613N
Caterpillar 3126		Leece Neville 2700JB, 130 Amp	LN	130	12	7612N	7613N
Caterpillar 3126		Leece Neville 2805JB, 145 Amp	LN	160	12	7613N	7613N-LC
Caterpillar 3126		Leece Neville LC Series, 160 Amp, stator activated, 239 mm Rotor OAL	LN	160	12	7613N-LC	
Caterpillar 3126		Leece Neville, IR/EF, 160 Amp, trio activated, (235mm rotor OAL)	LN	160	12	7613N	7613N-LC
Caterpillar 3126		Motorola 8LHA, 130 Amp, Std. Regulator	LN	160	12	8329N	
Caterpillar 3126		Motorola 8LHA, 140 Amp, Std. Regulator	LN	160	12	8329N	
Caterpillar 3126		Opt. Serv. Repl., DR 24SI, J180 Mt., 160 Amp	DR	160	12	8718N	
Cummins 5.9L ISB	2007-04	Bosch IR/IF, Repl. Unit, Quad Pad Mtg, 160 Amp	BO	160	12	12491N	12716N
Cummins 5.9L ISB		Bosch IR/IF, Repl. Unit, Quad Pad Mtg, 200 Amp	BO	200	12	12716N	
Cummins 5.9L ISB		Delco 22SI, Quad Pad Mt, 100 Amp	DR	145	12	8362N	12491N
Cummins 5.9L ISB		Delco 22SI, Quad Pad Mt, 145 Amp	DR	145	12	8362N	12491N

ALTERNATORS AND GENERATORS

ENGINE	YEAR	APPLICATION	Mfg	Amp	Volt	PART NO.	OPT. NO.
Sterling (Cont'd)							
Acterra M5500 / 6500 / 7500 / 8500 (Cont'd)							
Cummins 5.9L ISB	2007-04	DR 22SI Quad Pad Mt., 130 Amp	DR	145	12	8362N	12491N
Cummins 5.9L ISB		Opt. Ser. Repl. DR 24SI, Quad Pad Mt., 160 Amp	DR	160	12	8719N	
Cummins 5.9L ISB		Opt. Serv. Repl., DR 24SI Quad Pad Mt., 145 Amp	DR	160	12	8707N	
Cummins 5.9L ISB		Opt. Serv. Repl., DR 24SI Quad Pad Mt., 160 Amp	DR	160	12	8707N	
Cummins 5.9L ISB		Opt. Serv. Repl., DR 24SI, Qaud Pad Mt., 130 Amp	DR	160	12	8707N	
Cummins 5.9L ISB	2003-01	Bosch Replacement Unit, 160 Amp, 3 Mounting Ears	BO	160	12	12490N	12715N
Cummins 5.9L ISB		Bosch Replacement Unit, 200 Amp	BO	200	12	12715N	
Cummins 5.9L ISB		DR 22SI J-180 Mt., 130 Amp, 14.1 Vset	DR	145	12	8078N	7685N
Cummins 5.9L ISB		DR 22SI J-180 Mt., 130-145 Amp, 14.5 Vset	DR	145	12	8078N-1	7685N
Cummins 5.9L ISB		DR 22SI J-180 Mt., 145 Amp, 14.1 Vset	DR	145	12	8078N	7685N
Cummins 5.9L ISB		DR 31SI, J-180 Mt., 200 Amp	DR	200	12	8432N	
Cummins 5.9L ISB		Leece Neville 2500JB, 90 Amp	LN	130	12	7612N	7613N
Cummins 5.9L ISB		Leece Neville 2600JB, 105 Amp	LN	130	12	7612N	7613N
Cummins 5.9L ISB		Leece Neville 2700JB, 130 Amp	LN	130	12	7612N	7613N
Cummins 5.9L ISB		Leece Neville 2805JB, 145 Amp	LN	160	12	7613N	7613N-LC
Cummins 5.9L ISB		Leece Neville LC Series, 160 Amp, stator activated, 239 mm Rotor OAL	LN	160	12	7613N-LC	
Cummins 5.9L ISB		Leece Neville, IR/EF, 160 Amp, trio activated, (235mm rotor OAL)	LN	160	12	7613N	7613N-LC
Cummins 5.9L ISB		Motorola 8LHA, 130 Amp, Std. Regulator	LN	160	12	8329N	
Cummins 5.9L ISB		Motorola 8LHA, 140 Amp, Std. Regulator	LN	160	12	8329N	
Cummins 5.9L ISB		Opt. Serv. Repl., DR 24SI, J180 Mt., 160 Amp	DR	160	12	8718N	
Cummins 8.3L ISC	2007-04	Bosch IR/IF, Repl. Unit, Quad Pad Mtg, 160 Amp	BO	160	12	12491N	12716N
Cummins 8.3L ISC		Bosch IR/IF, Repl. Unit, Quad Pad Mtg, 200 Amp	BO	200	12	12716N	
Cummins 8.3L ISC		Delco 22SI, Quad Pad Mt, 100 Amp	DR	145	12	8362N	12491N
Cummins 8.3L ISC		Delco 22SI, Quad Pad Mt, 145 Amp	DR	145	12	8362N	12491N
Cummins 8.3L ISC		DR 22SI Quad Pad Mt., 130 Amp	DR	145	12	8362N	12491N
Cummins 8.3L ISC		Opt. Ser. Repl. DR 24SI, Quad Pad Mt., 160 Amp	DR	160	12	8719N	
Cummins 8.3L ISC		Opt. Serv. Repl., DR 24SI Quad Pad Mt., 145 Amp	DR	160	12	8707N	
Cummins 8.3L ISC		Opt. Serv. Repl., DR 24SI Quad Pad Mt., 160 Amp	DR	160	12	8707N	
Cummins 8.3L ISC		Opt. Serv. Repl., DR 24SI, Qaud Pad Mt., 130 Amp	DR	160	12	8707N	
Cummins 8.3L ISC	2003-01	Bosch Replacement Unit, 160 Amp, 3 Mounting Ears	BO	160	12	12490N	12715N
Cummins 8.3L ISC		Bosch Replacement Unit, 200 Amp	BO	200	12	12715N	
Cummins 8.3L ISC		DR 22SI J-180 Mt., 130 Amp, 14.1 Vset	DR	145	12	8078N	7685N
Cummins 8.3L ISC		DR 22SI J-180 Mt., 130-145 Amp, 14.5 Vset	DR	145	12	8078N-1	7685N
Cummins 8.3L ISC		DR 22SI J-180 Mt., 145 Amp, 14.1 Vset	DR	145	12	8078N	7685N
Cummins 8.3L ISC		DR 31SI, J-180 Mt., 200 Amp	DR	200	12	8432N	
Cummins 8.3L ISC		Leece Neville 2500JB, 90 Amp	LN	130	12	7612N	7613N
Cummins 8.3L ISC		Leece Neville 2600JB, 105 Amp	LN	130	12	7612N	7613N
Cummins 8.3L ISC		Leece Neville 2700JB, 130 Amp	LN	130	12	7612N	7613N
Cummins 8.3L ISC		Leece Neville 2805JB, 145 Amp	LN	160	12	7613N	7613N-LC
Cummins 8.3L ISC		Leece Neville LC Series, 160 Amp, stator activated, 239 mm Rotor OAL	LN	160	12	7613N-LC	
Cummins 8.3L ISC		Leece Neville, IR/EF, 160 Amp, trio activated, (235mm rotor OAL)	LN	160	12	7613N	7613N-LC
Cummins 8.3L ISC		Motorola 8LHA, 130 Amp, Std. Regulator	LN	160	12	8329N	
Cummins 8.3L ISC		Motorola 8LHA, 140 Amp, Std. Regulator	LN	160	12	8329N	
Cummins 8.3L ISC		Opt. Serv. Repl., DR 24SI, J180 Mt., 160 Amp	DR	160	12	8718N	
Mercedes MBE900	2007-01	Bosch IR/IF, Repl. Unit, Quad Pad Mtg, 160 Amp	BO	160	12	12491N	12716N
Mercedes MBE900		Bosch IR/IF, Repl. Unit, Quad Pad Mtg, 200 Amp	BO	200	12	12716N	
Mercedes MBE900		Delco 22SI, Quad Pad Mt, 100 Amp	DR	145	12	8362N	12491N
Mercedes MBE900		Delco 22SI, Quad Pad Mt, 145 Amp	DR	145	12	8362N	12491N
Mercedes MBE900		DR 22SI Quad Pad Mt., 130 Amp	DR	145	12	8362N	12491N
Mercedes MBE900		DR 31SI, J-180 Mt., 200 Amp	DR	200	12	8432N	
Mercedes MBE900		Opt. Serv. Repl. DR 24SI, Quad Pad Mt., 160 Amp	DR	160	12	8719N	
Mercedes MBE900		Opt. Serv. Repl., DR 24SI Quad Pad Mt., 145 Amp	DR	160	12	8707N	
Mercedes MBE900		Opt. Serv. Repl., DR 24SI Quad Pad Mt., 160 Amp	DR	160	12	8707N	
Mercedes MBE900		Opt. Serv. Repl., DR 24SI, Qaud Pad Mt., 130 Amp	DR	160	12	8707N	
A-Line A9500 / AT9500							
Caterpillar 3406	2008-99	DR 36SI, J-180 Mt. (33SI Upgrade) 170 Amp	DR	170	12	8612N	
Caterpillar 3406	2000-99	Bosch Replacement Unit, 160 Amp, 3 Mounting Ears	BO	160	12	12490N	12715N
Caterpillar 3406		Bosch Replacement Unit, 200 Amp	BO	200	12	12715N	
Caterpillar 3406		DR 22SI J-180 Mt., 130 Amp, 14.1 Vset	DR	145	12	8078N	7685N
Caterpillar 3406		DR 22SI J-180 Mt., 130-145 Amp, 14.5 Vset	DR	145	12	8078N-1	7685N
Caterpillar 3406		DR 22SI J-180 Mt., 145 Amp, 14.1 Vset	DR	145	12	8078N	7685N

ALTERNATORS

ALTERNATORS AND GENERATORS

ENGINE	YEAR	APPLICATION	Mfg	Amp	Volt	PART NO.	OPT. NO.
Sterling (Cont'd)							
A-Line A9500 / AT9500 (Cont'd)							
Caterpillar 3406	2000-99	DR 31SI, J-180 Mt., 200 Amp	DR	200	12	8432N	
Caterpillar 3406		DR 33SI, J-180 Mt., #10 R Term., 135 Amp, Std.	DR	135	12	8083N	8612N
Caterpillar 3406		DR 33SI, J-180 Mt., 135 Amp, Road Gang Pkg.	DR	140	12	8607N	8612N
Caterpillar 3406		DR 33SI, J-180Mt., #10 R Term, 110 Amp, Std.	DR	110	12	8081N	8612N
Caterpillar 3406		DR 35SI HP, J-180 Mtg. 140 Amp, Repl. 33SI, High Temp Pkg. .	DR	140	12	8607N	8612N
Caterpillar 3406		DR 35SI, J-180 Mtg, 135 Amp, Repl. 33SI, Std.	DR	140	12	8607N	8612N
Caterpillar 3406		DR 35SI, J-180 Mtg. 135 Amp, Repl. 33SI, Road Gang Pkg.	DR	140	12	8607N	8612N
Caterpillar 3406		Leece Neville 2500JB, 90 Amp	LN	130	12	7612N	7613N
Caterpillar 3406		Leece Neville 2600JB, 105 Amp	LN	130	12	7612N	7613N
Caterpillar 3406		Leece Neville 2700JB, 130 Amp	LN	130	12	7612N	7613N
Caterpillar 3406		Leece Neville 2805JB, 145 Amp	LN	160	12	7613N	7613N-LC
Caterpillar 3406		Leece Neville LC Series, 160 Amp, stator activated, 239 mm Rotor OAL	LN	160	12	7613N-LC	
Caterpillar 3406		Leece Neville, IR/EF, 160 Amp, trio activated, (235mm rotor OAL)	LN	160	12	7613N	7613N-LC
Caterpillar 3406		Motorola 8LHA, 130 Amp, Std. Regulator	LN	160	12	8329N	
Caterpillar 3406		Motorola 8LHA, 140 Amp, Std. Regulator	LN	160	12	8329N	
Caterpillar 3406		Opt. Serv. Repl., DR 24SI, J180 Mt., 160 Amp	DR	160	12	8718N	
Caterpillar C-10	2008-99	DR 33SI, J-180 Mt., #10 R Term., 135 Amp, Std.	DR	135	12	8083N	8612N
Caterpillar C-10		DR 33SI, J-180 Mt., 135 Amp, Road Gang Pkg.	DR	140	12	8607N	8612N
Caterpillar C-10		DR 33SI, J-180Mt., #10 R Term, 110 Amp, Std.	DR	110	12	8081N	8612N
Caterpillar C-10		DR 36SI, J-180 Mt. (33SI Upgrade) 170 Amp	DR	170	12	8612N	
Caterpillar C-10	2004-99	Bosch Replacement Unit, 160 Amp, 3 Mounting Ears	BO	160	12	12490N	12715N
Caterpillar C-10		Bosch Replacement Unit, 200 Amp	BO	200	12	12715N	
Caterpillar C-10		DR 22SI J-180 Mt., 130 Amp, 14.1 Vset	DR	145	12	8078N	7685N
Caterpillar C-10		DR 22SI J-180 Mt., 130-145 Amp, 14.5 Vset	DR	145	12	8078N-1	7685N
Caterpillar C-10		DR 22SI J-180 Mt., 145 Amp, 14.1 Vset	DR	145	12	8078N	7685N
Caterpillar C-10		DR 31SI, J-180 Mt., 200 Amp	DR	200	12	8432N	
Caterpillar C-10		DR 35SI HP, J-180 Mtg. 140 Amp, Repl. 33SI, High Temp Pkg. .	DR	140	12	8607N	8612N
Caterpillar C-10		DR 35SI, J-180 Mtg, 135 Amp, Repl. 33SI, Std.	DR	140	12	8607N	8612N
Caterpillar C-10		DR 35SI, J-180 Mtg. 135 Amp, Repl. 33SI, Road Gang Pkg.	DR	140	12	8607N	8612N
Caterpillar C-10		Leece Neville 2500JB, 90 Amp	LN	130	12	7612N	7613N
Caterpillar C-10		Leece Neville 2600JB, 105 Amp	LN	130	12	7612N	7613N
Caterpillar C-10		Leece Neville 2700JB, 130 Amp	LN	130	12	7612N	7613N
Caterpillar C-10		Leece Neville 2805JB, 145 Amp	LN	160	12	7613N	7613N-LC
Caterpillar C-10		Leece Neville LC Series, 160 Amp, stator activated, 239 mm Rotor OAL	LN	160	12	7613N-LC	
Caterpillar C-10		Leece Neville, IR/EF, 160 Amp, trio activated, (235mm rotor OAL)	LN	160	12	7613N	7613N-LC
Caterpillar C-10		Motorola 8LHA, 130 Amp, Std. Regulator	LN	160	12	8329N	
Caterpillar C-10		Motorola 8LHA, 140 Amp, Std. Regulator	LN	160	12	8329N	
Caterpillar C-10		Opt. Serv. Repl., DR 24SI, J180 Mt., 160 Amp	DR	160	12	8718N	
Caterpillar C-11	2008-04	DR36SI HP,Quad Pad Mt., 170 Amp, High Temp Pkg.	DR	170	12	8614N	
Caterpillar C-11	2007-04	Bosch IR/IF, Repl. Unit, Quad Pad Mtg, 160 Amp	BO	160	12	12491N	12716N
Caterpillar C-11		Bosch IR/IF, Repl. Unit, Quad Pad Mtg, 200 Amp	BO	200	12	12716N	
Caterpillar C-11		Delco 22SI, Quad Pad Mt, 100 Amp	DR	145	12	8362N	12491N
Caterpillar C-11		Delco 22SI, Quad Pad Mt, 145 Amp	DR	145	12	8362N	12491N
Caterpillar C-11		DR 22SI Quad Pad Mt., 130 Amp	DR	145	12	8362N	12491N
Caterpillar C-11		DR 34SI, Quad Pad Mtg., 135 Amp, Remote Sense	DR	140	12	8609N	8614N
Caterpillar C-11		DR 34SI, Quad Pad Mtg., 135 Amp, Road Gang Pkg.	DR	140	12	8609N	8614N
Caterpillar C-11		DR 35SI HP, Quad Pad Mt., 140 Amp, High Temp. Pkg.	DR	140	12	8609N	8614N
Caterpillar C-11		DR 35SI, Quad Pad Mt, 110 Amp Std.	DR	140	12	8609N	8614N
Caterpillar C-11		DR 35SI, Quad Pad Mt., 135 Amp, Remote Sense	DR	140	12	8609N	8614N
Caterpillar C-11		DR 35SI, Quad Pad Mt., 135 Amp, Road Gang Pkg.	DR	140	12	8609N	8614N
Caterpillar C-11		DR 35SI, Quad Pad Mt., 135 Amp, Std.	DR	140	12	8609N	8614N
Caterpillar C-11		LN, 160 Amp, w/Lamp Driver Reg.	DR	170	12	8614N	
Caterpillar C-11		Motorola, 140 Amp, No Smart Check Reg.	LN	160	12	8410N	8410N
Caterpillar C-11		Motorola, 160 Amp, No Smart Check Reg.	LN	160	12	8410N	8410N
Caterpillar C-11		Opt. Ser. Repl. DR 24SI, Quad Pad Mt., 160 Amp	DR	160	12	8719N	
Caterpillar C-11		Opt. Serv. Repl., DR 24SI Quad Pad Mt., 145 Amp	DR	160	12	8707N	
Caterpillar C-11		Opt. Serv. Repl., DR 24SI Quad Pad Mt., 160 Amp	DR	160	12	8707N	
Caterpillar C-11		Opt. Serv. Repl., DR 24SI, Qaud Pad Mt., 130 Amp	DR	160	12	8707N	
Caterpillar C-11		Std. DR 34SI, 110 Amp, Quad Pad Mt.	DR	140	12	8609N	8614N
Caterpillar C-11		Std. DR 34SI, 135 Amp, Quad Pad Mt.	DR	135	12	8096N	8614N
Caterpillar C-12	2008-99	DR 33SI, J-180 Mt., #10 R Term., 135 Amp, Std.	DR	135	12	8083N	8612N
Caterpillar C-12		DR 33SI, J-180 Mt., 135 Amp, Road Gang Pkg.	DR	140	12	8607N	8612N

ALTERNATORS

ALTERNATORS AND GENERATORS

ENGINE	YEAR	APPLICATION	Mfg	Amp	Volt	PART NO.	OPT. NO.
Sterling (Cont'd)							
A-Line A9500 / AT9500 (Cont'd)							
Caterpillar C-12	2008-99	DR 33SI, J-180Mt., #10 R Term, 110 Amp, Std.	DR	110	12	8081N	8612N
Caterpillar C-12		DR 36SI, J-180 Mt. (33SI Upgrade) 170 Amp	DR	170	12	8612N	
Caterpillar C-12	2004-99	Bosch Replacement Unit, 160 Amp, 3 Mounting Ears	BO	160	12	12490N	12715N
Caterpillar C-12		Bosch Replacement Unit, 200 Amp	BO	200	12	12715N	
Caterpillar C-12		DR 22SI J-180 Mt., 130 Amp, 14.1 Vset	DR	145	12	8078N	7685N
Caterpillar C-12		DR 22SI J-180 Mt., 130-145 Amp, 14.5 Vset	DR	145	12	8078N-1	7685N
Caterpillar C-12		DR 22SI J-180 Mt., 145 Amp, 14.1 Vset	DR	145	12	8078N	7685N
Caterpillar C-12		DR 31SI, J-180 Mt., 200 Amp	DR	200	12	8432N	
Caterpillar C-12		DR 35SI HP, J-180 Mtg. 140 Amp, Repl. 33SI, High Temp Pkg. .	DR	140	12	8607N	8612N
Caterpillar C-12		DR 35SI, J-180 Mtg, 135 Amp, Repl. 33SI, Std.	DR	140	12	8607N	8612N
Caterpillar C-12		DR 35SI, J-180 Mtg. 135 Amp, Repl. 33SI, Road Gang Pkg.	DR	140	12	8607N	8612N
Caterpillar C-12		Leece Neville 2500JB, 90 Amp	LN	130	12	7612N	7613N
Caterpillar C-12		Leece Neville 2600JB, 105 Amp	LN	130	12	7612N	7613N
Caterpillar C-12		Leece Neville 2700JB, 130 Amp	LN	130	12	7612N	7613N
Caterpillar C-12		Leece Neville 2805JB, 145 Amp	LN	160	12	7613N	7613N-LC
Caterpillar C-12		Leece Neville LC Series, 160 Amp, stator activated, 239 mm					
		Rotor OAL	LN	160	12	7613N-LC	
Caterpillar C-12		Leece Neville, IR/EF, 160 Amp, trio activated, (235mm rotor					
		OAL)	LN	160	12	7613N	7613N-LC
Caterpillar C-12		Motorola 8LHA, 130 Amp, Std. Regulator	LN	160	12	8329N	
Caterpillar C-12		Motorola 8LHA, 140 Amp, Std. Regulator	LN	160	12	8329N	
Caterpillar C-12		Opt. Serv. Repl., DR 24SI, J180 Mt., 160 Amp	DR	160	12	8718N	
Caterpillar C-13	2008-04	DR36SI HP,Quad Pad Mt., 170 Amp, High Temp Pkg.	DR	170	12	8614N	
Caterpillar C-13	2007-04	Bosch IR/IF, Repl. Unit, Quad Pad Mtg, 160 Amp	BO	160	12	12491N	12716N
Caterpillar C-13		Bosch IR/IF, Repl. Unit, Quad Pad Mtg, 200 Amp	BO	200	12	12716N	
Caterpillar C-13		Delco 22SI, Quad Pad Mt, 100 Amp	DR	145	12	8362N	12491N
Caterpillar C-13		Delco 22SI, Quad Pad Mt, 145 Amp	DR	145	12	8362N	12491N
Caterpillar C-13		DR 22SI Quad Pad Mt., 130 Amp	DR	145	12	8362N	12491N
Caterpillar C-13		DR 34SI, Quad Pad Mtg., 135 Amp, Remote Sense	DR	140	12	8609N	8614N
Caterpillar C-13		DR 34SI, Quad Pad Mtg., 135 Amp, Road Gang Pkg.	DR	140	12	8609N	8614N
Caterpillar C-13		DR 35SI HP, Quad Pad Mt., 140 Amp, High Temp. Pkg.	DR	140	12	8609N	8614N
Caterpillar C-13		DR 35SI, Quad Pad Mt, 110 Amp Std.	DR	140	12	8609N	8614N
Caterpillar C-13		DR 35SI, Quad Pad Mt., 135 Amp, Remote Sense	DR	140	12	8609N	8614N
Caterpillar C-13		DR 35SI, Quad Pad Mt., 135 Amp, Road Gang Pkg.	DR	140	12	8609N	8614N
Caterpillar C-13		DR 35SI, Quad Pad Mt., 135 Amp, Std.	DR	140	12	8609N	8614N
Caterpillar C-13		LN, 160 Amp, w/Lamp Driver Reg.	DR	170	12	8614N	
Caterpillar C-13		Motorola, 140 Amp, No Smart Check Reg.	LN	160	12	8410N	8410N
Caterpillar C-13		Motorola, 160 Amp, No Smart Check Reg.	LN	160	12	8410N	8410N
Caterpillar C-13		Opt. Ser. Repl. DR 24SI, Quad Pad Mt., 160 Amp	DR	160	12	8719N	
Caterpillar C-13		Std. DR 34SI, 110 Amp, Quad Pad Mt.	DR	140	12	8609N	8614N
Caterpillar C-13		Std. DR 34SI, 135 Amp, Quad Pad Mt.	DR	135	12	8096N	8614N
Caterpillar C-15	2008-99	DR 36SI, J-180 Mt. (33SI Upgrade) 170 Amp	DR	170	12	8612N	
Caterpillar C-15	2008-01	DR36SI HP,Quad Pad Mt., 170 Amp, High Temp Pkg.	DR	170	12	8614N	
Caterpillar C-15	2007-01	Bosch IR/IF, Repl. Unit, Quad Pad Mtg, 160 Amp	BO	160	12	12491N	12716N
Caterpillar C-15		Bosch IR/IF, Repl. Unit, Quad Pad Mtg, 200 Amp	BO	200	12	12716N	
Caterpillar C-15		Delco 22SI, Quad Pad Mt, 100 Amp	DR	145	12	8362N	12491N
Caterpillar C-15		Delco 22SI, Quad Pad Mt, 145 Amp	DR	145	12	8362N	12491N
Caterpillar C-15		DR 22SI Quad Pad Mt., 130 Amp	DR	145	12	8362N	12491N
Caterpillar C-15		DR 34SI, Quad Pad Mtg., 135 Amp, Remote Sense	DR	140	12	8609N	8614N
Caterpillar C-15		DR 34SI, Quad Pad Mtg., 135 Amp, Road Gang Pkg.	DR	140	12	8609N	8614N
Caterpillar C-15		DR 35SI HP, Quad Pad Mt., 140 Amp, High Temp. Pkg.	DR	140	12	8609N	8614N
Caterpillar C-15		DR 35SI, Quad Pad Mt, 110 Amp Std.	DR	140	12	8609N	8614N
Caterpillar C-15		DR 35SI, Quad Pad Mt., 135 Amp, Remote Sense	DR	140	12	8609N	8614N
Caterpillar C-15		DR 35SI, Quad Pad Mt., 135 Amp, Road Gang Pkg.	DR	140	12	8609N	8614N
Caterpillar C-15		DR 35SI, Quad Pad Mt., 135 Amp, Std.	DR	140	12	8609N	8614N
Caterpillar C-15		LN (Repl. 34SI) w/Lamp Driver Reg.	DR	170	12	8614N	
Caterpillar C-15		Moto (Repl. 34SI) 140 Amp, No Smart Check	LN	160	12	8410N	8410N
Caterpillar C-15		Moto (Repl. 34SI) 160 Amp, No Smart Check	LN	160	12	8410N	8410N
Caterpillar C-15		Opt. Ser. Repl. DR 24SI, Quad Pad Mt., 160 Amp	DR	160	12	8719N	
Caterpillar C-15		Std. DR 34SI, 110 Amp, Quad Pad Mt.	DR	140	12	8609N	8614N
Caterpillar C-15		Std. DR 34SI, 135 Amp, Quad Pad Mt.	DR	135	12	8096N	8614N
Caterpillar C-15	2000-99	Bosch Replacement Unit, 160 Amp, 3 Mounting Ears	BO	160	12	12490N	12715N
Caterpillar C-15		Bosch Replacement Unit, 200 Amp	BO	200	12	12715N	
Caterpillar C-15		DR 22SI J-180 Mt., 130 Amp, 14.1 Vset	DR	145	12	8078N	7685N
Caterpillar C-15		DR 22SI J-180 Mt., 130-145 Amp, 14.5 Vset	DR	145	12	8078N-1	7685N
Caterpillar C-15		DR 22SI J-180 Mt., 145 Amp, 14.1 Vset	DR	145	12	8078N	7685N

ALTERNATORS

ALTERNATORS AND GENERATORS

ENGINE	YEAR	APPLICATION	Mfg	Amp	Volt	PART NO.	OPT. NO.
Sterling (Cont'd)							
A-Line A9500 / AT9500 (Cont'd)							
Caterpillar C-15	2000-99	DR 31SI, J-180 Mt., 200 Amp	DR	200	12	8432N	
Caterpillar C-15		DR 33SI, J-180 Mt., #10 R Term., 135 Amp, Std.	DR	135	12	8083N	8612N
Caterpillar C-15		DR 33SI, J-180 Mt., 135 Amp, Road Gang Pkg.	DR	140	12	8607N	8612N
Caterpillar C-15		DR 33SI, J-180Mt., #10 R Term, 110 Amp, Std.	DR	110	12	8081N	8612N
Caterpillar C-15		DR 35SI HP, J-180 Mtg, 140 Amp, Repl. 33SI, High Temp Pkg. .	DR	140	12	8607N	8612N
Caterpillar C-15		DR 35SI, J-180 Mtg, 135 Amp, Repl. 33SI, Std.	DR	140	12	8607N	8612N
Caterpillar C-15		DR 35SI, J-180 Mtg, 135 Amp, Repl. 33SI, Road Gang Pkg.	DR	140	12	8607N	8612N
Caterpillar C-15		Leece Neville 2500JB, 90 Amp	LN	130	12	7612N	7613N
Caterpillar C-15		Leece Neville 2600JB, 105 Amp	LN	130	12	7612N	7613N
Caterpillar C-15		Leece Neville 2700JB, 130 Amp	LN	130	12	7612N	7613N
Caterpillar C-15		Leece Neville 2805JB, 145 Amp	LN	160	12	7613N	7613N-LC
Caterpillar C-15		Leece Neville LC Series, 160 Amp, stator activated, 239 mm Rotor OAL	LN	160	12	7613N-LC	
Caterpillar C-15		Leece Neville, IR/EF, 160 Amp, trio activated, (235mm rotor OAL)	LN	160	12	7613N	7613N-LC
Caterpillar C-15		Motorola 8LHA, 130 Amp, Std. Regulator	LN	160	12	8329N	
Caterpillar C-15		Motorola 8LHA, 140 Amp, Std. Regulator	LN	160	12	8329N	
Caterpillar C-15		Opt. Serv. Repl., DR 24SI, J180 Mt., 160 Amp	DR	160	12	8718N	
Caterpillar C-16	2008-01	DR36SI HP,Quad Pad Mt., 170 Amp, High Temp Pkg.	DR	170	12	8614N	
Caterpillar C-16	2003-01	Bosch IR/IF, Repl. Unit, Quad Pad Mtg, 160 Amp	BO	160	12	12491N	12716N
Caterpillar C-16		Bosch IR/IF, Repl. Unit, Quad Pad Mtg, 200 Amp	BO	200	12	12716N	
Caterpillar C-16		Delco 22SI, Quad Pad Mt, 100 Amp	DR	145	12	8362N	12491N
Caterpillar C-16		Delco 22SI, Quad Pad Mt, 145 Amp	DR	145	12	8362N	12491N
Caterpillar C-16		DR 22SI Quad Pad Mt., 130 Amp	DR	145	12	8362N	12491N
Caterpillar C-16		DR 31SI, J-180 Mt., 200 Amp	DR	200	12	8432N	
Caterpillar C-16		DR 34SI, Quad Pad Mtg., 135 Amp, Remote Sense	DR	140	12	8609N	8614N
Caterpillar C-16		DR 34SI, Quad Pad Mtg., 135 Amp, Road Gang Pkg.	DR	140	12	8609N	8614N
Caterpillar C-16		DR 35SI HP, Quad Pad Mt., 140 Amp, High Temp. Pkg.	DR	140	12	8609N	8614N
Caterpillar C-16		DR 35SI, Quad Pad Mt, 110 Amp Std.	DR	140	12	8609N	8614N
Caterpillar C-16		DR 35SI, Quad Pad Mt., 135 Amp, Remote Sense	DR	140	12	8609N	8614N
Caterpillar C-16		DR 35SI, Quad Pad Mt., 135 Amp, Road Gang Pkg.	DR	140	12	8609N	8614N
Caterpillar C-16		DR 35SI, Quad Pad Mt., 135 Amp, Std.	DR	140	12	8609N	8614N
Caterpillar C-16		LN, 160 Amp, w/Lamp Driver Reg.	DR	170	12	8614N	
Caterpillar C-16		Motorola, 140 Amp, No Smart Check Reg.	LN	160	12	8410N	8410N
Caterpillar C-16		Motorola, 160 Amp, No Smart Check Reg.	LN	160	12	8410N	8410N
Caterpillar C-16		Opt. Ser. Repl. DR 24SI, Quad Pad Mt., 160 Amp	DR	160	12	8719N	
Caterpillar C-16		Std. DR 34SI, 110 Amp, Quad Pad Mt.	DR	140	12	8609N	8614N
Caterpillar C-16		Std. DR 34SI, 135 Amp, Quad Pad Mt.	DR	135	12	8096N	8614N
Cummins 8.9L ISL	2003-99	Bosch Replacement Unit, 160 Amp, 3 Mounting Ears	BO	160	12	12490N	12715N
Cummins 8.9L ISL		Bosch Replacement Unit, 200 Amp	BO	200	12	12715N	
Cummins 8.9L ISL		DR 22SI J-180 Mt., 130 Amp, 14.1 Vset	DR	145	12	8078N	7685N
Cummins 8.9L ISL		DR 22SI J-180 Mt., 130-145 Amp, 14.5 Vset	DR	145	12	8078N-1	7685N
Cummins 8.9L ISL		DR 22SI J-180 Mt., 145 Amp, 14.1 Vset	DR	145	12	8078N	7685N
Cummins 8.9L ISL		DR 31SI, J-180 Mt., 200 Amp	DR	200	12	8432N	
Cummins 8.9L ISL		Leece Neville 2500JB, 90 Amp	LN	130	12	7612N	7613N
Cummins 8.9L ISL		Leece Neville 2600JB, 105 Amp	LN	130	12	7612N	7613N
Cummins 8.9L ISL		Leece Neville 2700JB, 130 Amp	LN	130	12	7612N	7613N
Cummins 8.9L ISL		Leece Neville 2805JB, 145 Amp	LN	160	12	7613N	7613N-LC
Cummins 8.9L ISL		Leece Neville LC Series, 160 Amp, stator activated, 239 mm Rotor OAL	LN	160	12	7613N-LC	
Cummins 8.9L ISL		Leece Neville, IR/EF, 160 Amp, trio activated, (235mm rotor OAL)	LN	160	12	7613N	7613N-LC
Cummins 8.9L ISL		Motorola 8LHA, 130 Amp, Std. Regulator	LN	160	12	8329N	
Cummins 8.9L ISL		Motorola 8LHA, 140 Amp, Std. Regulator	LN	160	12	8329N	
Cummins 8.9L ISL		Opt. Serv. Repl., DR 24SI, J180 Mt., 160 Amp	DR	160	12	8718N	
Cummins ISM	2008-99	DR 36SI, J-180 Mt. (33SI Upgrade) 170 Amp	DR	170	12	8612N	
Cummins ISM	2008-01	DR36SI HP,Quad Pad Mt., 170 Amp, High Temp Pkg.	DR	170	12	8614N	
Cummins ISM	2003-01	Bosch IR/IF, Repl. Unit, Quad Pad Mtg, 160 Amp	BO	160	12	12491N	12716N
Cummins ISM		Bosch IR/IF, Repl. Unit, Quad Pad Mtg, 200 Amp	BO	200	12	12716N	
Cummins ISM		Delco 22SI, Quad Pad Mt, 100 Amp	DR	145	12	8362N	12491N
Cummins ISM		Delco 22SI, Quad Pad Mt, 145 Amp	DR	145	12	8362N	12491N
Cummins ISM		DR 22SI Quad Pad Mt., 130 Amp	DR	145	12	8362N	12491N
Cummins ISM		DR 34SI, Quad Pad Mtg., 135 Amp, Remote Sense	DR	140	12	8609N	8614N
Cummins ISM		DR 34SI, Quad Pad Mtg., 135 Amp, Road Gang Pkg.	DR	140	12	8609N	8614N
Cummins ISM		DR 35SI HP, Quad Pad Mt., 140 Amp, High Temp. Pkg.	DR	140	12	8609N	8614N
Cummins ISM		DR 35SI, Quad Pad Mt, 110 Amp Std.	DR	140	12	8609N	8614N

ALTERNATORS

ALTERNATORS AND GENERATORS

ENGINE	YEAR	APPLICATION	Mfg	Amp	Volt	PART NO.	OPT. NO.
Sterling (Cont'd)							
A-Line A9500 / AT9500 (Cont'd)							
Cummins ISM	2003-01	DR 35SI, Quad Pad Mt., 135 Amp, Remote Sense	DR	140	12	8609N	8614N
Cummins ISM		DR 35SI, Quad Pad Mt., 135 Amp, Road Gang Pkg.	DR	140	12	8609N	8614N
Cummins ISM		DR 35SI, Quad Pad Mt., 135 Amp, Std.	DR	140	12	8609N	8614N
Cummins ISM		LN (Repl. 34SI) w/Lamp Driver Reg.	DR	170	12	8614N	
Cummins ISM		Moto (Repl. 34SI) 140 Amp, No Smart Check	LN	160	12	8410N	8410N
Cummins ISM		Moto (Repl. 34SI) 160 Amp, No Smart Check	LN	160	12	8410N	8410N
Cummins ISM		Opt. Ser. Repl. DR 24SI, Quad Pad Mt., 160 Amp	DR	160	12	8719N	
Cummins ISM		Std. DR 34SI, 110 Amp, Quad Pad Mt.	DR	140	12	8609N	8614N
Cummins ISM		Std. DR 34SI, 135 Amp, Quad Pad Mt.	DR	135	12	8096N	8614N
Cummins ISM	2000-99	Bosch Replacement Unit, 160 Amp, 3 Mounting Ears	BO	160	12	12490N	12715N
Cummins ISM		Bosch Replacement Unit, 200 Amp	BO	200	12	12715N	
Cummins ISM		DR 22SI J-180 Mt., 130 Amp, 14.1 Vset	DR	145	12	8078N	7685N
Cummins ISM		DR 22SI J-180 Mt., 130-145 Amp, 14.5 Vset	DR	145	12	8078N-1	7685N
Cummins ISM		DR 22SI J-180 Mt., 145 Amp, 14.1 Vset	DR	145	12	8078N	7685N
Cummins ISM		DR 31SI, J-180 Mt., 200 Amp	DR	200	12	8432N	
Cummins ISM		DR 33SI, J-180 Mt., #10 R Term., 135 Amp, Std.	DR	135	12	8083N	8612N
Cummins ISM		DR 33SI, J-180 Mt., 135 Amp, Road Gang Pkg.	DR	140	12	8607N	8612N
Cummins ISM		DR 33SI, J-180Mt., #10 R Term, 110 Amp, Std.	DR	110	12	8081N	8612N
Cummins ISM		DR 35SI HP, J-180 Mtg. 140 Amp, Repl. 33SI, High Temp Pkg. .	DR	140	12	8607N	8612N
Cummins ISM		DR 35SI, J-180 Mtg, 135 Amp, Repl. 33SI, Std.	DR	140	12	8607N	8612N
Cummins ISM		DR 35SI, J-180 Mtg. 135 Amp, Repl. 33SI, Road Gang Pkg.	DR	140	12	8607N	8612N
Cummins ISM		Leece Neville 2500JB, 90 Amp	LN	130	12	7612N	7613N
Cummins ISM		Leece Neville 2600JB, 105 Amp	LN	130	12	7612N	7613N
Cummins ISM		Leece Neville 2700JB, 130 Amp	LN	130	12	7612N	7613N
Cummins ISM		Leece Neville 2805JB, 145 Amp	LN	160	12	7613N	7613N-LC
Cummins ISM		Leece Neville LC Series, 160 Amp, stator activated, 239 mm Rotor OAL	LN	160	12	7613N-LC	
Cummins ISM		Leece Neville, IR/EF, 160 Amp, trio activated, (235mm rotor OAL)	LN	160	12	7613N	7613N-LC
Cummins ISM		Motorola 8LHA, 130 Amp, Std. Regulator	LN	160	12	8329N	
Cummins ISM		Motorola 8LHA, 140 Amp, Std. Regulator	LN	160	12	8329N	
Cummins ISM		Opt. Serv. Repl., DR 24SI, J180 Mt., 160 Amp	DR	160	12	8718N	
Cummins ISX	2008-99	DR 36SI, J-180 Mt. (33SI Upgrade) 170 Amp	DR	170	12	8612N	
Cummins ISX	2008-01	DR36SI HP,Quad Pad Mt., 170 Amp, High Temp Pkg.	DR	170	12	8614N	
Cummins ISX	2003-01	Bosch IR/IF, Repl. Unit, Quad Pad Mtg, 160 Amp	BO	160	12	12491N	12716N
Cummins ISX		Bosch IR/IF, Repl. Unit, Quad Pad Mtg, 200 Amp	BO	200	12	12716N	
Cummins ISX		Delco 22SI, Quad Pad Mt, 100 Amp	DR	145	12	8362N	12491N
Cummins ISX		Delco 22SI, Quad Pad Mt, 145 Amp	DR	145	12	8362N	12491N
Cummins ISX		DR 22SI Quad Pad Mt., 130 Amp	DR	145	12	8362N	12491N
Cummins ISX		DR 34SI, Quad Pad Mtg., 135 Amp, Remote Sense	DR	140	12	8609N	8614N
Cummins ISX		DR 34SI, Quad Pad Mtg., 135 Amp, Road Gang Pkg.	DR	140	12	8609N	8614N
Cummins ISX		DR 35SI HP, Quad Pad Mt., 140 Amp, High Temp. Pkg.	DR	140	12	8609N	8614N
Cummins ISX		DR 35SI, Quad Pad Mt, 110 Amp Std.	DR	140	12	8609N	8614N
Cummins ISX		DR 35SI, Quad Pad Mt., 135 Amp, Remote Sense	DR	140	12	8609N	8614N
Cummins ISX		DR 35SI, Quad Pad Mt., 135 Amp, Road Gang Pkg.	DR	140	12	8609N	8614N
Cummins ISX		DR 35SI, Quad Pad Mt., 135 Amp, Std.	DR	140	12	8609N	8614N
Cummins ISX		LN (Repl. 34SI) w/Lamp Driver Reg.	DR	170	12	8614N	
Cummins ISX		Moto (Repl. 34SI) 140 Amp, No Smart Check	LN	160	12	8410N	8410N
Cummins ISX		Moto (Repl. 34SI) 160 Amp, No Smart Check	LN	160	12	8410N	8410N
Cummins ISX		Opt. Ser. Repl. DR 24SI, Quad Pad Mt., 160 Amp	DR	160	12	8719N	
Cummins ISX		Std. DR 34SI, 110 Amp, Quad Pad Mt.	DR	140	12	8609N	8614N
Cummins ISX		Std. DR 34SI, 135 Amp, Quad Pad Mt.	DR	135	12	8096N	8614N
Cummins ISX	2000-99	Bosch Replacement Unit, 160 Amp, 3 Mounting Ears	BO	160	12	12490N	12715N
Cummins ISX		Bosch Replacement Unit, 200 Amp	BO	200	12	12715N	
Cummins ISX		DR 22SI J-180 Mt., 130 Amp, 14.1 Vset	DR	145	12	8078N	7685N
Cummins ISX		DR 22SI J-180 Mt., 130-145 Amp, 14.5 Vset	DR	145	12	8078N-1	7685N
Cummins ISX		DR 22SI J-180 Mt., 145 Amp, 14.1 Vset	DR	145	12	8078N	7685N
Cummins ISX		DR 31SI, J-180 Mt., 200 Amp	DR	200	12	8432N	
Cummins ISX		DR 33SI, J-180 Mt., #10 R Term., 135 Amp, Std.	DR	135	12	8083N	8612N
Cummins ISX		DR 33SI, J-180 Mt., 135 Amp, Road Gang Pkg.	DR	140	12	8607N	8612N
Cummins ISX		DR 33SI, J-180Mt., #10 R Term, 110 Amp, Std.	DR	110	12	8081N	8612N
Cummins ISX		DR 35SI HP, J-180 Mtg. 140 Amp, Repl. 33SI, High Temp Pkg. .	DR	140	12	8607N	8612N
Cummins ISX		DR 35SI, J-180 Mtg, 135 Amp, Repl. 33SI, Std.	DR	140	12	8607N	8612N
Cummins ISX		DR 35SI, J-180 Mtg. 135 Amp, Repl. 33SI, Road Gang Pkg.	DR	140	12	8607N	8612N
Cummins ISX		Leece Neville 2500JB, 90 Amp	LN	130	12	7612N	7613N
Cummins ISX		Leece Neville 2600JB, 105 Amp	LN	130	12	7612N	7613N

ALTERNATORS

ALTERNATORS AND GENERATORS

ENGINE	YEAR	APPLICATION	Mfg	Amp	Volt	PART NO.	OPT. NO.
Sterling (Cont'd)							
A-Line A9500 / AT9500 (Cont'd)							
Cummins ISX	2000-99	Leece Neville 2700JB, 130 Amp	LN	130	12	7612N	7613N
Cummins ISX		Leece Neville 2805JB, 145 Amp	LN	160	12	7613N	7613N-LC
Cummins ISX		Leece Neville LC Series, 160 Amp, stator activated, 239 mm Rotor OAL	LN	160	12	7613N-LC	
Cummins ISX		Leece Neville, IR/EF, 160 Amp, trio activated, (235mm rotor OAL)	LN	160	12	7613N	7613N-LC
Cummins ISX		Motorola 8LHA, 130 Amp, Std. Regulator	LN	160	12	8329N	
Cummins ISX		Motorola 8LHA, 140 Amp, Std. Regulator	LN	160	12	8329N	
Cummins ISX		Opt. Serv. Repl., DR 24SI, J180 Mt., 160 Amp	DR	160	12	8718N	
Cummins M11	2001-99	Bosch Replacement Unit, 160 Amp, 3 Mounting Ears	BO	160	12	12490N	12715N
Cummins M11		Bosch Replacement Unit, 200 Amp	BO	200	12	12715N	
Cummins M11		DR 22SI J-180 Mt., 130 Amp, 14.1 Vset	DR	145	12	8078N	7685N
Cummins M11		DR 22SI J-180 Mt., 130-145 Amp, 14.5 Vset	DR	145	12	8078N-1	7685N
Cummins M11		DR 22SI J-180 Mt., 145 Amp, 14.1 Vset	DR	145	12	8078N	7685N
Cummins M11		DR 31SI, J-180 Mt., 200 Amp	DR	200	12	8432N	
Cummins M11		DR 33SI, J-180 Mt., #10 R Term., 135 Amp, Std.	DR	135	12	8083N	8612N
Cummins M11		DR 33SI, J-180Mt., #10 R Term, 110 Amp, Std.	DR	110	12	8081N	8612N
Cummins M11		Leece Neville 2500JB, 90 Amp	LN	130	12	7612N	7613N
Cummins M11		Leece Neville 2600JB, 105 Amp	LN	130	12	7612N	7613N
Cummins M11		Leece Neville 2700JB, 130 Amp	LN	130	12	7612N	7613N
Cummins M11		Leece Neville 2805JB, 145 Amp	LN	160	12	7613N	7613N-LC
Cummins M11		Leece Neville LC Series, 160 Amp, stator activated, 239 mm Rotor OAL	LN	160	12	7613N-LC	
Cummins M11		Leece Neville, IR/EF, 160 Amp, trio activated, (235mm rotor OAL)	LN	160	12	7613N	7613N-LC
Cummins M11		Motorola 8LHA, 130 Amp, Std. Regulator	LN	160	12	8329N	
Cummins M11		Motorola 8LHA, 140 Amp, Std. Regulator	LN	160	12	8329N	
Cummins M11		Opt. Serv. Repl., DR 24SI, J180 Mt., 160 Amp	DR	160	12	8718N	
Cummins N14	2008-99	DR 33SI, J-180 Mt., #10 R Term., 135 Amp, Std.	DR	135	12	8083N	8612N
Cummins N14		DR 33SI, J-180 Mt., 135 Amp, Road Gang Pkg.	DR	140	12	8607N	8612N
Cummins N14		DR 33SI, J-180Mt., #10 R Term, 110 Amp, Std.	DR	110	12	8081N	8612N
Cummins N14		DR 36SI, J-180 Mt. (33SI Upgrade) 170 Amp	DR	170	12	8612N	
Cummins N14	2003-99	Bosch Replacement Unit, 160 Amp, 3 Mounting Ears	BO	160	12	12490N	12715N
Cummins N14		Bosch Replacement Unit, 200 Amp	BO	200	12	12715N	
Cummins N14		DR 22SI J-180 Mt., 130 Amp, 14.1 Vset	DR	145	12	8078N	7685N
Cummins N14		DR 22SI J-180 Mt., 130-145 Amp, 14.5 Vset	DR	145	12	8078N-1	7685N
Cummins N14		DR 22SI J-180 Mt., 145 Amp, 14.1 Vset	DR	145	12	8078N	7685N
Cummins N14		DR 31SI, J-180 Mt., 200 Amp	DR	200	12	8432N	
Cummins N14		DR 35SI HP, J-180 Mtg. 140 Amp, Repl. 33SI, High Temp Pkg.	DR	140	12	8607N	8612N
Cummins N14		DR 35SI, J-180 Mtg, 135 Amp, Repl. 33SI, Std.	DR	140	12	8607N	8612N
Cummins N14		DR 35SI, J-180 Mtg. 135 Amp, Repl. 33SI, Road Gang Pkg.	DR	140	12	8607N	8612N
Cummins N14		Leece Neville 2500JB, 90 Amp	LN	130	12	7612N	7613N
Cummins N14		Leece Neville 2600JB, 105 Amp	LN	130	12	7612N	7613N
Cummins N14		Leece Neville 2700JB, 130 Amp	LN	130	12	7612N	7613N
Cummins N14		Leece Neville 2805JB, 145 Amp	LN	160	12	7613N	7613N-LC
Cummins N14		Leece Neville LC Series, 160 Amp, stator activated, 239 mm Rotor OAL	LN	160	12	7613N-LC	
Cummins N14		Leece Neville, IR/EF, 160 Amp, trio activated, (235mm rotor OAL)	LN	160	12	7613N	7613N-LC
Cummins N14		Motorola 8LHA, 130 Amp, Std. Regulator	LN	160	12	8329N	
Cummins N14		Motorola 8LHA, 140 Amp, Std. Regulator	LN	160	12	8329N	
Cummins N14		Opt. Serv. Repl., DR 24SI, J180 Mt., 160 Amp	DR	160	12	8718N	
DD 60 Series	2008-99	DR36SI HP,Quad Pad Mt., 170 Amp, High Temp Pkg.	DR	170	12	8614N	
DD 60 Series	2007-99	DR 31SI, J-180 Mt., 200 Amp	DR	200	12	8432N	
DD 60 Series		DR 34SI, Quad Pad Mtg., 135 Amp, Remote Sense	DR	140	12	8609N	8614N
DD 60 Series		DR 34SI, Quad Pad Mtg., 135 Amp, Road Gang Pkg.	DR	140	12	8609N	8614N
DD 60 Series		DR 35SI HP, Quad Pad Mt., 140 Amp, High Temp. Pkg.	DR	140	12	8609N	8614N
DD 60 Series		DR 35SI, Quad Pad Mt, 110 Amp Std.	DR	140	12	8609N	8614N
DD 60 Series		DR 35SI, Quad Pad Mt., 135 Amp, Remote Sense	DR	140	12	8609N	8614N
DD 60 Series		DR 35SI, Quad Pad Mt., 135 Amp, Road Gang Pkg.	DR	140	12	8609N	8614N
DD 60 Series		DR 35SI, Quad Pad Mt., 135 Amp, Std.	DR	140	12	8609N	8614N
DD 60 Series		LN, 160 Amp, w/Lamp Driver Reg.	DR	170	12	8614N	
DD 60 Series		Std. DR 34SI, 110 Amp, Quad Pad Mt.	DR	140	12	8609N	8614N
DD 60 Series		Std. DR 34SI, 135 Amp, Quad Pad Mt.	DR	135	12	8096N	8614N
Mercedes MBE4000	2008-03	DR36SI HP,Quad Pad Mt., 170 Amp, High Temp Pkg.	DR	170	12	8614N	
Mercedes MBE4000	2007-03	DR 31SI, J-180 Mt., 200 Amp	DR	200	12	8432N	

ALTERNATORS AND GENERATORS

ENGINE	YEAR	APPLICATION	Mfg	Amp	Volt	PART NO.	OPT. NO.
Sterling (Cont'd)							
A-Line A9500 / AT9500 (Cont'd)							
Mercedes MBE4000	2007-03	DR 34SI, Quad Pad Mtg., 135 Amp, Remote Sense	DR	140	12	8609N	8614N
Mercedes MBE4000		DR 34SI, Quad Pad Mtg., 135 Amp, Road Gang Pkg.	DR	140	12	8609N	8614N
Mercedes MBE4000		DR 35SI HP, Quad Pad Mt., 140 Amp, High Temp. Pkg.	DR	140	12	8609N	8614N
Mercedes MBE4000		DR 35SI, Quad Pad Mt., 110 Amp Std.	DR	140	12	8609N	8614N
Mercedes MBE4000		DR 35SI, Quad Pad Mt., 135 Amp, Remote Sense	DR	140	12	8609N	8614N
Mercedes MBE4000		DR 35SI, Quad Pad Mt., 135 Amp, Road Gang Pkg.	DR	140	12	8609N	8614N
Mercedes MBE4000		DR 35SI, Quad Pad Mt., 135 Amp, Std.	DR	140	12	8609N	8614N
Mercedes MBE4000		LN, 160 Amp, w/Lamp Driver Reg.	DR	170	12	8614N	
Mercedes MBE4000		Std. DR 34SI, 110 Amp, Quad Pad Mt.	DR	140	12	8609N	8614N
Mercedes MBE4000		Std. DR 34SI, 135 Amp, Quad Pad Mt.	DR	135	12	8096N	8614N
Bullet 45							
L6 6.7L 408cid	2009-08	Bosch	BO	136	12	11239N	
L6 6.7L 408cid		NDenso Unit, 160 Amp	ND	145	12	11378R	
Bullet 55							
L6 6.7L 408cid	2009-08	Bosch	BO	136	12	11239N	
L6 6.7L 408cid		NDenso Unit, 160 Amp	ND	145	12	11378R	
Cargo SC7000 / SC8000							
Cummins 5.9L ISB	2003-99	Bosch Replacement Unit, 160 Amp, 3 Mounting Ears	BO	160	12	12490N	12715N
Cummins 5.9L ISB		Bosch Replacement Unit, 200 Amp	BO	200	12	12715N	
Cummins 5.9L ISB		DR 22SI J-180 Mt., 130 Amp, 14.1 Vset	DR	145	12	8078N	7685N
Cummins 5.9L ISB		DR 22SI J-180 Mt., 130-145 Amp, 14.5 Vset	DR	145	12	8078N-1	7685N
Cummins 5.9L ISB		DR 22SI J-180 Mt., 145 Amp, 14.1 Vset	DR	145	12	8078N	7685N
Cummins 5.9L ISB		DR 31SI, J-180 Mt., 200 Amp	DR	200	12	8432N	
Cummins 5.9L ISB		Leece Neville 2500JB, 90 Amp	LN	130	12	7612N	7613N
Cummins 5.9L ISB		Leece Neville 2600JB, 105 Amp	LN	130	12	7612N	7613N
Cummins 5.9L ISB		Leece Neville 2700JB, 130 Amp	LN	130	12	7612N	7613N
Cummins 5.9L ISB		Leece Neville 2805JB, 145 Amp	LN	160	12	7613N	7613N-LC
Cummins 5.9L ISB		Leece Neville LC Series, 160 Amp, stator activated, 239 mm Rotor OAL	LN	160	12	7613N-LC	
Cummins 5.9L ISB		Leece Neville, IR/EF, 160 Amp, trio activated, (235mm rotor OAL)	LN	160	12	7613N	7613N-LC
Cummins 5.9L ISB		Motorola 8LHA, 130 Amp, Std. Regulator	LN	160	12	8329N	
Cummins 5.9L ISB		Motorola 8LHA, 140 Amp, Std. Regulator	LN	160	12	8329N	
Cummins 5.9L ISB		Opt. Serv. Repl., DR 24SI, J180 Mt., 160 Amp	DR	160	12	8718N	
Condor							
Caterpillar 3126	2004-01	Bosch Replacement Unit, 160 Amp, 3 Mounting Ears	BO	160	12	12490N	12715N
Caterpillar 3126		Bosch Replacement Unit, 200 Amp	BO	200	12	12715N	
Caterpillar 3126		DR 22SI J-180 Mt., 130 Amp, 14.1 Vset	DR	145	12	8078N	7685N
Caterpillar 3126		DR 22SI J-180 Mt., 130-145 Amp, 14.5 Vset	DR	145	12	8078N-1	7685N
Caterpillar 3126		DR 22SI J-180 Mt., 145 Amp, 14.1 Vset	DR	145	12	8078N	7685N
Caterpillar 3126		DR 31SI, J-180 Mt., 200 Amp	DR	200	12	8432N	
Caterpillar 3126		Leece Neville 2500JB, 90 Amp	LN	130	12	7612N	7613N
Caterpillar 3126		Leece Neville 2600JB, 105 Amp	LN	130	12	7612N	7613N
Caterpillar 3126		Leece Neville 2700JB, 130 Amp	LN	130	12	7612N	7613N
Caterpillar 3126		Leece Neville 2805JB, 145 Amp	LN	160	12	7613N	7613N-LC
Caterpillar 3126		Leece Neville LC Series, 160 Amp, stator activated, 239 mm Rotor OAL	LN	160	12	7613N-LC	
Caterpillar 3126		Leece Neville, IR/EF, 160 Amp, trio activated, (235mm rotor OAL)	LN	160	12	7613N	7613N-LC
Caterpillar 3126		Motorola 8LHA, 130 Amp, Std. Regulator	LN	160	12	8329N	
Caterpillar 3126		Motorola 8LHA, 140 Amp, Std. Regulator	LN	160	12	8329N	
Caterpillar 3126		Opt. Serv. Repl., DR 24SI, J180 Mt., 160 Amp	DR	160	12	8718N	
Caterpillar 3406	2008-99	DR 36SI, J-180 Mt. (33SI Upgrade) 170 Amp	DR	170	12	8612N	
Caterpillar 3406	2000-99	Bosch Replacement Unit, 160 Amp, 3 Mounting Ears	BO	160	12	12490N	12715N
Caterpillar 3406		Bosch Replacement Unit, 200 Amp	BO	200	12	12715N	
Caterpillar 3406		DR 22SI J-180 Mt., 130 Amp, 14.1 Vset	DR	145	12	8078N	7685N
Caterpillar 3406		DR 22SI J-180 Mt., 130-145 Amp, 14.5 Vset	DR	145	12	8078N-1	7685N
Caterpillar 3406		DR 22SI J-180 Mt., 145 Amp, 14.1 Vset	DR	145	12	8078N	7685N
Caterpillar 3406		DR 33SI, J-180 Mt., #10 R Term., 135 Amp, Std.	DR	135	12	8083N	8612N
Caterpillar 3406		DR 33SI, J-180 Mt., 135 Amp, Road Gang Pkg.	DR	140	12	8607N	8612N
Caterpillar 3406		DR 33SI, J-180Mt., #10 R Term, 110 Amp, Std.	DR	110	12	8081N	8612N
Caterpillar 3406		DR 35SI HP, J-180 Mtg. 140 Amp, Repl. 33SI, High Temp Pkg. .	DR	140	12	8607N	8612N
Caterpillar 3406		DR 35SI, J-180 Mtg, 135 Amp, Repl. 33SI, Std.	DR	140	12	8607N	8612N
Caterpillar 3406		DR 35SI, J-180 Mtg. 135 Amp, Repl. 33SI, Road Gang Pkg.	DR	140	12	8607N	8612N

ALTERNATORS

ALTERNATORS AND GENERATORS

ENGINE	YEAR	APPLICATION	Mfg	Amp	Volt	PART NO.	OPT. NO.
Sterling (Cont'd)							
Condor (Cont'd)							
Caterpillar 3406	2000-99	Leece Neville 2500JB, 90 Amp	LN	130	12	7612N	7613N
Caterpillar 3406		Leece Neville 2600JB, 105 Amp	LN	130	12	7612N	7613N
Caterpillar 3406		Leece Neville 2700JB, 130 Amp	LN	130	12	7612N	7613N
Caterpillar 3406		Leece Neville 2805JB, 145 Amp	LN	160	12	7613N	7613N-LC
Caterpillar 3406		Leece Neville LC Series, 160 Amp, stator activated, 239 mm Rotor OAL	LN	160	12	7613N-LC	
Caterpillar 3406		Leece Neville, IR/EF, 160 Amp, trio activated, (235mm rotor OAL)	LN	160	12	7613N	7613N-LC
Caterpillar 3406		Motorola 8LHA, 130 Amp, Std. Regulator	LN	160	12	8329N	
Caterpillar 3406		Motorola 8LHA, 140 Amp, Std. Regulator	LN	160	12	8329N	
Caterpillar 3406		Opt. Serv. Repl., DR 24SI, J180 Mt., 160 Amp	DR	160	12	8718N	
Caterpillar C-10	2008-01	DR 33SI, J-180 Mt., #10 R Term., 135 Amp, Std.	DR	135	12	8083N	8612N
Caterpillar C-10		DR 33SI, J-180 Mt., 135 Amp, Road Gang Pkg.	DR	140	12	8607N	8612N
Caterpillar C-10		DR 36SI, J-180 Mt. (33SI Upgrade) 170 Amp	DR	170	12	8612N	
Caterpillar C-10	2003-01	Bosch Replacement Unit, 160 Amp, 3 Mounting Ears	BO	160	12	12490N	12715N
Caterpillar C-10		Bosch Replacement Unit, 200 Amp	BO	200	12	12715N	
Caterpillar C-10		DR 22SI J-180 Mt., 130 Amp, 14.1 Vset	DR	145	12	8078N	7685N
Caterpillar C-10		DR 22SI J-180 Mt., 130-145 Amp, 14.5 Vset	DR	145	12	8078N-1	7685N
Caterpillar C-10		DR 22SI J-180 Mt., 145 Amp, 14.1 Vset	DR	145	12	8078N	7685N
Caterpillar C-10		DR 31SI, J-180 Mt., 200 Amp	DR	200	12	8432N	
Caterpillar C-10		DR 33SI, J-180Mt., #10 R Term, 110 Amp, Std.	DR	110	12	8081N	8612N
Caterpillar C-10		DR 35SI HP, J-180 Mtg. 140 Amp, Repl. 33SI, High Temp Pkg. .	DR	140	12	8607N	8612N
Caterpillar C-10		DR 35SI, J-180 Mtg, 135 Amp, Repl. 33SI, Std.	DR	140	12	8607N	8612N
Caterpillar C-10		DR 35SI, J-180 Mtg. 135 Amp, Repl. 33SI, Road Gang Pkg.	DR	140	12	8607N	8612N
Caterpillar C-10		Leece Neville 2500JB, 90 Amp	LN	130	12	7612N	7613N
Caterpillar C-10		Leece Neville 2600JB, 105 Amp	LN	130	12	7612N	7613N
Caterpillar C-10		Leece Neville 2700JB, 130 Amp	LN	130	12	7612N	7613N
Caterpillar C-10		Leece Neville 2805JB, 145 Amp	LN	160	12	7613N	7613N-LC
Caterpillar C-10		Leece Neville LC Series, 160 Amp, stator activated, 239 mm Rotor OAL	LN	160	12	7613N-LC	
Caterpillar C-10		Leece Neville, IR/EF, 160 Amp, trio activated, (235mm rotor OAL)	LN	160	12	7613N	7613N-LC
Caterpillar C-10		Motorola 8LHA, 130 Amp, Std. Regulator	LN	160	12	8329N	
Caterpillar C-10		Motorola 8LHA, 140 Amp, Std. Regulator	LN	160	12	8329N	
Caterpillar C-10		Opt. Serv. Repl., DR 24SI, J180 Mt., 160 Amp	DR	160	12	8718N	
Caterpillar C-12	2008-01	DR 33SI, J-180 Mt., #10 R Term., 135 Amp, Std.	DR	135	12	8083N	8612N
Caterpillar C-12		DR 33SI, J-180 Mt., 135 Amp, Road Gang Pkg.	DR	140	12	8607N	8612N
Caterpillar C-12		DR 33SI, J-180Mt., #10 R Term, 110 Amp, Std.	DR	110	12	8081N	8612N
Caterpillar C-12		DR 36SI, J-180 Mt. (33SI Upgrade) 170 Amp	DR	170	12	8612N	
Caterpillar C-12	2003-01	Bosch Replacement Unit, 160 Amp, 3 Mounting Ears	BO	160	12	12490N	12715N
Caterpillar C-12		Bosch Replacement Unit, 200 Amp	BO	200	12	12715N	
Caterpillar C-12		DR 22SI J-180 Mt., 130 Amp, 14.1 Vset	DR	145	12	8078N	7685N
Caterpillar C-12		DR 22SI J-180 Mt., 130-145 Amp, 14.5 Vset	DR	145	12	8078N-1	7685N
Caterpillar C-12		DR 22SI J-180 Mt., 145 Amp, 14.1 Vset	DR	145	12	8078N	7685N
Caterpillar C-12		DR 31SI, J-180 Mt., 200 Amp	DR	200	12	8432N	
Caterpillar C-12		DR 35SI HP, J-180 Mtg. 140 Amp, Repl. 33SI, High Temp Pkg. .	DR	140	12	8607N	8612N
Caterpillar C-12		DR 35SI, J-180 Mtg, 135 Amp, Repl. 33SI, Std.	DR	140	12	8607N	8612N
Caterpillar C-12		DR 35SI, J-180 Mtg. 135 Amp, Repl. 33SI, Road Gang Pkg.	DR	140	12	8607N	8612N
Caterpillar C-12		Leece Neville 2500JB, 90 Amp	LN	130	12	7612N	7613N
Caterpillar C-12		Leece Neville 2600JB, 105 Amp	LN	130	12	7612N	7613N
Caterpillar C-12		Leece Neville 2700JB, 130 Amp	LN	130	12	7612N	7613N
Caterpillar C-12		Leece Neville 2805JB, 145 Amp	LN	160	12	7613N	7613N-LC
Caterpillar C-12		Leece Neville LC Series, 160 Amp, stator activated, 239 mm Rotor OAL	LN	160	12	7613N-LC	
Caterpillar C-12		Leece Neville, IR/EF, 160 Amp, trio activated, (235mm rotor OAL)	LN	160	12	7613N	7613N-LC
Caterpillar C-12		Motorola 8LHA, 130 Amp, Std. Regulator	LN	160	12	8329N	
Caterpillar C-12		Motorola 8LHA, 140 Amp, Std. Regulator	LN	160	12	8329N	
Caterpillar C-12		Opt. Serv. Repl., DR 24SI, J180 Mt., 160 Amp	DR	160	12	8718N	
Cummins 8.9L ISL	2008-01	DR36SI HP,Quad Pad Mt., 170 Amp, High Temp Pkg.	DR	170	12	8614N	
Cummins 8.9L ISL	2005-01	Bosch IR/IF, Repl. Unit, Quad Pad Mtg, 160 Amp	BO	160	12	12491N	12716N
Cummins 8.9L ISL		Bosch IR/IF, Repl. Unit, Quad Pad Mtg, 200 Amp	BO	200	12	12716N	
Cummins 8.9L ISL		Delco 22SI, Quad Pad Mt, 100 Amp	DR	145	12	8362N	12491N
Cummins 8.9L ISL		Delco 22SI, Quad Pad Mt, 145 Amp	DR	145	12	8362N	12491N
Cummins 8.9L ISL		DR 22SI Quad Pad Mt., 130 Amp	DR	145	12	8362N	12491N
Cummins 8.9L ISL		DR 31SI, J-180 Mt., 200 Amp	DR	200	12	8432N	

ALTERNATORS AND GENERATORS

ENGINE	YEAR	APPLICATION	Mfg	Amp	Volt	PART NO.	OPT. NO.
Sterling (Cont'd)							
Condor (Cont'd)							
Cummins 8.9L ISL	2005-01	DR 34SI, Quad Pad Mtg., 135 Amp, Remote Sense	DR	140	12	8609N	8614N
Cummins 8.9L ISL		DR 34SI, Quad Pad Mtg., 135 Amp, Road Gang Pkg.	DR	140	12	8609N	8614N
Cummins 8.9L ISL		DR 35SI HP, Quad Pad Mt., 140 Amp, High Temp. Pkg.	DR	140	12	8609N	8614N
Cummins 8.9L ISL		DR 35SI, Quad Pad Mt., 110 Amp Std.	DR	140	12	8609N	8614N
Cummins 8.9L ISL		DR 35SI, Quad Pad Mt., 135 Amp, Remote Sense	DR	140	12	8609N	8614N
Cummins 8.9L ISL		DR 35SI, Quad Pad Mt., 135 Amp, Road Gang Pkg.	DR	140	12	8609N	8614N
Cummins 8.9L ISL		DR 35SI, Quad Pad Mt., 135 Amp, Std.	DR	140	12	8609N	8614N
Cummins 8.9L ISL		LN (Repl. 34SI) w/Lamp Driver Reg.	DR	170	12	8614N	
Cummins 8.9L ISL		Moto (Repl. 34SI) 140 Amp, No Smart Check	LN	160	12	8410N	8410N
Cummins 8.9L ISL		Moto (Repl. 34SI) 160 Amp, No Smart Check	LN	160	12	8410N	8410N
Cummins 8.9L ISL		Opt. Ser. Repl. DR 24SI, Quad Pad Mt., 160 Amp	DR	160	12	8719N	
Cummins 8.9L ISL		Std. DR 34SI, 110 Amp, Quad Pad Mt.	DR	140	12	8609N	8614N
Cummins 8.9L ISL		Std. DR 34SI, 135 Amp, Quad Pad Mt.	DR	135	12	8096N	8614N
Cummins ISM	2008-01	DR36SI HP, Quad Pad Mt., 170 Amp, High Temp Pkg.	DR	170	12	8614N	
Cummins ISM	2005-01	Bosch IR/IF, Repl. Unit, Quad Pad Mtg, 160 Amp	BO	160	12	12491N	12716N
Cummins ISM		Bosch IR/IF, Repl. Unit, Quad Pad Mtg, 200 Amp	BO	200	12	12716N	
Cummins ISM		Delco 22SI, Quad Pad Mt, 100 Amp	DR	145	12	8362N	12491N
Cummins ISM		Delco 22SI, Quad Pad Mt, 145 Amp	DR	145	12	8362N	12491N
Cummins ISM		DR 22SI Quad Pad Mt., 130 Amp	DR	145	12	8362N	12491N
Cummins ISM		DR 31SI, J-180 Mt., 200 Amp	DR	200	12	8432N	
Cummins ISM		DR 34SI, Quad Pad Mtg., 135 Amp, Remote Sense	DR	140	12	8609N	8614N
Cummins ISM		DR 34SI, Quad Pad Mtg., 135 Amp, Road Gang Pkg.	DR	140	12	8609N	8614N
Cummins ISM		DR 35SI HP, Quad Pad Mt., 140 Amp, High Temp. Pkg.	DR	140	12	8609N	8614N
Cummins ISM		DR 35SI, Quad Pad Mt, 110 Amp Std.	DR	140	12	8609N	8614N
Cummins ISM		DR 35SI, Quad Pad Mt., 135 Amp, Remote Sense	DR	140	12	8609N	8614N
Cummins ISM		DR 35SI, Quad Pad Mt., 135 Amp, Road Gang Pkg.	DR	140	12	8609N	8614N
Cummins ISM		DR 35SI, Quad Pad Mt., 135 Amp, Std.	DR	140	12	8609N	8614N
Cummins ISM		LN (Repl. 34SI) w/Lamp Driver Reg.	DR	170	12	8614N	
Cummins ISM		Moto (Repl. 34SI) 140 Amp, No Smart Check	LN	160	12	8410N	8410N
Cummins ISM		Moto (Repl. 34SI) 160 Amp, No Smart Check	LN	160	12	8410N	8410N
Cummins ISM		Opt. Ser. Repl. DR 24SI, Quad Pad Mt., 160 Amp	DR	160	12	8719N	
Cummins ISM		Std. DR 34SI, 110 Amp, Quad Pad Mt.	DR	140	12	8609N	8614N
Cummins ISM		Std. DR 34SI, 135 Amp, Quad Pad Mt.	DR	135	12	8096N	8614N
Cummins ISX	2008-01	DR36SI HP, Quad Pad Mt., 170 Amp, High Temp Pkg.	DR	170	12	8614N	
Cummins ISX	2005-01	Bosch IR/IF, Repl. Unit, Quad Pad Mtg, 160 Amp	BO	160	12	12491N	12716N
Cummins ISX		Bosch IR/IF, Repl. Unit, Quad Pad Mtg, 200 Amp	BO	200	12	12716N	
Cummins ISX		Delco 22SI, Quad Pad Mt, 100 Amp	DR	145	12	8362N	12491N
Cummins ISX		Delco 22SI, Quad Pad Mt, 145 Amp	DR	145	12	8362N	12491N
Cummins ISX		DR 22SI Quad Pad Mt., 130 Amp	DR	145	12	8362N	12491N
Cummins ISX		DR 31SI, J-180 Mt., 200 Amp	DR	200	12	8432N	
Cummins ISX		DR 34SI, Quad Pad Mtg., 135 Amp, Remote Sense	DR	140	12	8609N	8614N
Cummins ISX		DR 34SI, Quad Pad Mtg., 135 Amp, Road Gang Pkg.	DR	140	12	8609N	8614N
Cummins ISX		DR 35SI HP, Quad Pad Mt., 140 Amp, High Temp. Pkg.	DR	140	12	8609N	8614N
Cummins ISX		DR 35SI, Quad Pad Mt, 110 Amp Std.	DR	140	12	8609N	8614N
Cummins ISX		DR 35SI, Quad Pad Mt., 135 Amp, Remote Sense	DR	140	12	8609N	8614N
Cummins ISX		DR 35SI, Quad Pad Mt., 135 Amp, Road Gang Pkg.	DR	140	12	8609N	8614N
Cummins ISX		DR 35SI, Quad Pad Mt., 135 Amp, Std.	DR	140	12	8609N	8614N
Cummins ISX		LN (Repl. 34SI) w/Lamp Driver Reg.	DR	170	12	8614N	
Cummins ISX		Moto (Repl. 34SI) 140 Amp, No Smart Check	LN	160	12	8410N	8410N
Cummins ISX		Moto (Repl. 34SI) 160 Amp, No Smart Check	LN	160	12	8410N	8410N
Cummins ISX		Opt. Ser. Repl. DR 24SI, Quad Pad Mt., 160 Amp	DR	160	12	8719N	
Cummins ISX		Std. DR 34SI, 110 Amp, Quad Pad Mt.	DR	140	12	8609N	8614N
Cummins ISX		Std. DR 34SI, 135 Amp, Quad Pad Mt.	DR	135	12	8096N	8614N
L-Line 7500 / 8000 / 8500 / 9500							
Caterpillar 3126	2004-99	Bosch Replacement Unit, 160 Amp, 3 Mounting Ears	BO	160	12	12490N	12715N
Caterpillar 3126		Bosch Replacement Unit, 200 Amp	BO	200	12	12715N	
Caterpillar 3126		DR 22SI J-180 Mt., 130 Amp, 14.1 Vset	DR	145	12	8078N	7685N
Caterpillar 3126		DR 22SI J-180 Mt., 130-145 Amp, 14.5 Vset	DR	145	12	8078N-1	7685N
Caterpillar 3126		DR 22SI J-180 Mt., 145 Amp, 14.1 Vset	DR	145	12	8078N	7685N
Caterpillar 3126		DR 31SI, J-180 Mt., 200 Amp	DR	200	12	8432N	
Caterpillar 3126		Leece Neville 2500JB, 90 Amp	LN	130	12	7612N	7613N
Caterpillar 3126		Leece Neville 2600JB, 105 Amp	LN	130	12	7612N	7613N
Caterpillar 3126		Leece Neville 2700JB, 130 Amp	LN	130	12	7612N	7613N
Caterpillar 3126		Leece Neville 2805JB, 145 Amp	LN	160	12	7613N	7613N-LC

ALTERNATORS

ALTERNATORS AND GENERATORS

ENGINE	YEAR	APPLICATION	Mfg	Amp	Volt	PART NO.	OPT. NO.
Sterling (Cont'd)							
L-Line 7500 / 8000 / 8500 / 9500 (Cont'd)							
Caterpillar 3126	2004-99	Leece Neville LC Series, 160 Amp, stator activated, 239 mm Rotor OAL	LN	160	12	7613N-LC	
Caterpillar 3126		Leece Neville, IR/EF, 160 Amp, trio activated, (235mm rotor OAL)	LN	160	12	7613N	7613N-LC
Caterpillar 3126		Motorola 8LHA, 130 Amp, Std. Regulator	LN	160	12	8329N	
Caterpillar 3126		Motorola 8LHA, 140 Amp, Std. Regulator	LN	160	12	8329N	
Caterpillar 3126		Opt. Serv. Repl., DR 24SI, J180 Mt., 160 Amp	DR	160	12	8718N	
Caterpillar 3306	2000-99	Bosch Replacement Unit, 160 Amp, 3 Mounting Ears	BO	160	12	12490N	12715N
Caterpillar 3306		Bosch Replacement Unit, 200 Amp	BO	200	12	12715N	
Caterpillar 3306		DR 22SI J-180 Mt., 130 Amp, 14.1 Vset	DR	145	12	8078N	7685N
Caterpillar 3306		DR 22SI J-180 Mt., 130-145 Amp, 14.5 Vset	DR	145	12	8078N-1	7685N
Caterpillar 3306		DR 22SI J-180 Mt., 145 Amp, 14.1 Vset	DR	145	12	8078N	7685N
Caterpillar 3306		DR 33SI, J-180 Mt., #10 R Term., 135 Amp, Std.	DR	135	12	8083N	8612N
Caterpillar 3306		DR 33SI, J-180Mt., #10 R Term., 110 Amp, Std.	DR	110	12	8081N	8612N
Caterpillar 3306		Leece Neville 2500JB, 90 Amp	LN	130	12	7612N	7613N
Caterpillar 3306		Leece Neville 2600JB, 105 Amp	LN	130	12	7612N	7613N
Caterpillar 3306		Leece Neville 2700JB, 130 Amp	LN	130	12	7612N	7613N
Caterpillar 3306		Leece Neville 2805JB, 145 Amp	LN	160	12	7613N	7613N-LC
Caterpillar 3306		Leece Neville LC Series, 160 Amp, stator activated, 239 mm Rotor OAL	LN	160	12	7613N-LC	
Caterpillar 3306		Leece Neville, IR/EF, 160 Amp, trio activated, (235mm rotor OAL)	LN	160	12	7613N	7613N-LC
Caterpillar 3306		Motorola 8LHA, 130 Amp, Std. Regulator	LN	160	12	8329N	
Caterpillar 3306		Motorola 8LHA, 140 Amp, Std. Regulator	LN	160	12	8329N	
Caterpillar 3306		Opt. Serv. Repl., DR 24SI, J180 Mt., 160 Amp	DR	160	12	8718N	
Caterpillar 3406	2008-99	DR 36SI, J-180 Mt. (33SI Upgrade) 170 Amp	DR	170	12	8612N	
Caterpillar 3406	2000-99	Bosch Replacement Unit, 160 Amp, 3 Mounting Ears	BO	160	12	12490N	12715N
Caterpillar 3406		Bosch Replacement Unit, 200 Amp	BO	200	12	12715N	
Caterpillar 3406		DR 22SI J-180 Mt., 130 Amp, 14.1 Vset	DR	145	12	8078N	7685N
Caterpillar 3406		DR 22SI J-180 Mt., 130-145 Amp, 14.5 Vset	DR	145	12	8078N-1	7685N
Caterpillar 3406		DR 22SI J-180 Mt., 145 Amp, 14.1 Vset	DR	145	12	8078N	7685N
Caterpillar 3406		DR 33SI, J-180 Mt., #10 R Term., 135 Amp, Std.	DR	135	12	8083N	8612N
Caterpillar 3406		DR 33SI, J-180 Mt., 135 Amp, Road Gang Pkg.	DR	140	12	8607N	8612N
Caterpillar 3406		DR 33SI, J-180Mt., #10 R Term., 110 Amp, Std.	DR	110	12	8081N	8612N
Caterpillar 3406		DR 35SI HP, J-180 Mtg. 140 Amp, Repl. 33SI, High Temp Pkg.	DR	140	12	8607N	8612N
Caterpillar 3406		DR 35SI, J-180 Mtg. 135 Amp, Repl. 33SI, Std.	DR	140	12	8607N	8612N
Caterpillar 3406		DR 35SI, J-180 Mtg. 135 Amp, Repl. 33SI, Road Gang Pkg.	DR	140	12	8607N	8612N
Caterpillar 3406		Leece Neville 2500JB, 90 Amp	LN	130	12	7612N	7613N
Caterpillar 3406		Leece Neville 2600JB, 105 Amp	LN	130	12	7612N	7613N
Caterpillar 3406		Leece Neville 2700JB, 130 Amp	LN	130	12	7612N	7613N
Caterpillar 3406		Leece Neville 2805JB, 145 Amp	LN	160	12	7613N	7613N-LC
Caterpillar 3406		Leece Neville LC Series, 160 Amp, stator activated, 239 mm Rotor OAL	LN	160	12	7613N-LC	
Caterpillar 3406		Leece Neville, IR/EF, 160 Amp, trio activated, (235mm rotor OAL)	LN	160	12	7613N	7613N-LC
Caterpillar 3406		Motorola 8LHA, 130 Amp, Std. Regulator	LN	160	12	8329N	
Caterpillar 3406		Motorola 8LHA, 140 Amp, Std. Regulator	LN	160	12	8329N	
Caterpillar 3406		Opt. Serv. Repl., DR 24SI, J180 Mt., 160 Amp	DR	160	12	8718N	
Caterpillar C-10	2008-99	DR 33SI, J-180 Mt., #10 R Term., 135 Amp, Std.	DR	135	12	8083N	8612N
Caterpillar C-10		DR 33SI, J-180 Mt., 135 Amp, Road Gang Pkg.	DR	140	12	8607N	8612N
Caterpillar C-10		DR 33SI, J-180Mt., #10 R Term., 110 Amp, Std.	DR	110	12	8081N	8612N
Caterpillar C-10		DR 36SI, J-180 Mt. (33SI Upgrade) 170 Amp	DR	170	12	8612N	
Caterpillar C-10	2004-99	Bosch Replacement Unit, 160 Amp, 3 Mounting Ears	BO	160	12	12490N	12715N
Caterpillar C-10		Bosch Replacement Unit, 200 Amp	BO	200	12	12715N	
Caterpillar C-10		DR 22SI J-180 Mt., 130 Amp, 14.1 Vset	DR	145	12	8078N	7685N
Caterpillar C-10		DR 22SI J-180 Mt., 130-145 Amp, 14.5 Vset	DR	145	12	8078N-1	7685N
Caterpillar C-10		DR 22SI J-180 Mt., 145 Amp, 14.1 Vset	DR	145	12	8078N	7685N
Caterpillar C-10		DR 31SI, J-180 Mt., 200 Amp	DR	200	12	8432N	
Caterpillar C-10		DR 35SI HP, J-180 Mtg. 140 Amp, Repl. 33SI, High Temp Pkg.	DR	140	12	8607N	8612N
Caterpillar C-10		DR 35SI, J-180 Mtg. 135 Amp, Repl. 33SI, Std.	DR	140	12	8607N	8612N
Caterpillar C-10		DR 35SI, J-180 Mtg. 135 Amp, Repl. 33SI, Road Gang Pkg.	DR	140	12	8607N	8612N
Caterpillar C-10		Leece Neville 2500JB, 90 Amp	LN	130	12	7612N	7613N
Caterpillar C-10		Leece Neville 2600JB, 105 Amp	LN	130	12	7612N	7613N
Caterpillar C-10		Leece Neville 2700JB, 130 Amp	LN	130	12	7612N	7613N
Caterpillar C-10		Leece Neville 2805JB, 145 Amp	LN	160	12	7613N	7613N-LC

ALTERNATORS

ALTERNATORS AND GENERATORS

ENGINE	YEAR	APPLICATION	Mfg	Amp	Volt	PART NO.	OPT. NO.
Sterling (Cont'd)							
L-Line 7500 / 8000 / 8500 / 9500 (Cont'd)							
Caterpillar C-10	2004-99	Leece Neville LC Series, 160 Amp, stator activated, 239 mm Rotor OAL	LN	160	12	7613N-LC	
Caterpillar C-10		Leece Neville, IR/EF, 160 Amp, trio activated, (235mm rotor OAL)	LN	160	12	7613N	7613N-LC
Caterpillar C-10		Motorola 8LHA, 130 Amp, Std. Regulator	LN	160	12	8329N	
Caterpillar C-10		Motorola 8LHA, 140 Amp, Std. Regulator	LN	160	12	8329N	
Caterpillar C-10		Opt. Serv. Repl., DR 24SI, J180 Mt., 160 Amp	DR	160	12	8718N	
Caterpillar C-11	2008-05	DR36SI HP, Quad Pad Mt., 170 Amp, High Temp Pkg.	DR	170	12	8614N	
Caterpillar C-11	2007-05	Bosch IR/IF, Repl. Unit, Quad Pad Mtg, 160 Amp	BO	160	12	12491N	12716N
Caterpillar C-11		Bosch IR/IF, Repl. Unit, Quad Pad Mtg, 200 Amp	BO	200	12	12716N	
Caterpillar C-11		Delco 22SI, Quad Pad Mt, 100 Amp	DR	145	12	8362N	12491N
Caterpillar C-11		Delco 22SI, Quad Pad Mt, 145 Amp	DR	145	12	8362N	12491N
Caterpillar C-11		DR 22SI Quad Pad Mt., 130 Amp	DR	145	12	8362N	12491N
Caterpillar C-11		DR 34SI, Quad Pad Mtg., 135 Amp, Remote Sense	DR	140	12	8609N	8614N
Caterpillar C-11		DR 34SI, Quad Pad Mtg., 135 Amp, Road Gang Pkg.	DR	140	12	8609N	8614N
Caterpillar C-11		DR 35SI HP, Quad Pad Mt., 140 Amp, High Temp. Pkg.	DR	140	12	8609N	8614N
Caterpillar C-11		DR 35SI, Quad Pad Mt, 110 Amp Std.	DR	140	12	8609N	8614N
Caterpillar C-11		DR 35SI, Quad Pad Mt., 135 Amp, Remote Sense	DR	140	12	8609N	8614N
Caterpillar C-11		DR 35SI, Quad Pad Mt., 135 Amp, Road Gang Pkg.	DR	140	12	8609N	8614N
Caterpillar C-11		DR 35SI, Quad Pad Mt., 135 Amp, Std.	DR	140	12	8609N	8614N
Caterpillar C-11		LN, 160 Amp, w/Lamp Driver Reg.	DR	170	12	8614N	
Caterpillar C-11		Motorola, 140 Amp, No Smart Check Reg.	LN	160	12	8410N	8410N
Caterpillar C-11		Motorola, 160 Amp, No Smart Check Reg.	LN	160	12	8410N	8410N
Caterpillar C-11		Opt. Ser. Repl. DR 24SI, Quad Pad Mt., 160 Amp	DR	160	12	8719N	
Caterpillar C-11		Opt. Serv. Repl., DR 24SI Quad Pad Mt., 145 Amp	DR	160	12	8707N	
Caterpillar C-11		Opt. Serv. Repl., DR 24SI Quad Pad Mt., 160 Amp	DR	160	12	8707N	
Caterpillar C-11		Opt. Serv. Repl., DR 24SI, Quad Pad Mt., 130 Amp	DR	160	12	8707N	
Caterpillar C-11		Std. DR 34SI, 110 Amp, Quad Pad Mt.	DR	140	12	8609N	8614N
Caterpillar C-11		Std. DR 34SI, 135 Amp, Quad Pad Mt.	DR	135	12	8096N	8614N
Caterpillar C-12	2008-99	DR 33SI, J-180 Mt., #10 R Term., 135 Amp, Std.	DR	135	12	8083N	8612N
Caterpillar C-12		DR 33SI, J-180 Mt., 135 Amp, Road Gang Pkg.	DR	140	12	8607N	8612N
Caterpillar C-12		DR 33SI, J-180Mt., #10 R Term, 110 Amp, Std.	DR	110	12	8081N	8612N
Caterpillar C-12		DR 36SI, J-180 Mt. (33SI Upgrade) 170 Amp	DR	170	12	8612N	
Caterpillar C-12	2004-99	Bosch Replacement Unit, 160 Amp, 3 Mounting Ears	BO	160	12	12490N	12715N
Caterpillar C-12		Bosch Replacement Unit, 200 Amp	BO	200	12	12715N	
Caterpillar C-12		DR 22SI J-180 Mt., 130 Amp, 14.1 Vset	DR	145	12	8078N	7685N
Caterpillar C-12		DR 22SI J-180 Mt., 130-145 Amp, 14.5 Vset	DR	145	12	8078N-1	7685N
Caterpillar C-12		DR 22SI J-180 Mt., 145 Amp, 14.1 Vset	DR	145	12	8078N	7685N
Caterpillar C-12		DR 31SI, J-180 Mt., 200 Amp	DR	200	12	8432N	
Caterpillar C-12		DR 35SI HP, J-180 Mtg. 140 Amp, Repl. 33SI, High Temp Pkg. .	DR	140	12	8607N	8612N
Caterpillar C-12		DR 35SI, J-180 Mtg, 135 Amp, Repl. 33SI, Std.	DR	140	12	8607N	8612N
Caterpillar C-12		DR 35SI, J-180 Mtg. 135 Amp, Repl. 33SI, Road Gang Pkg.	DR	140	12	8607N	8612N
Caterpillar C-12		Leece Neville 2500JB, 90 Amp	LN	130	12	7612N	7613N
Caterpillar C-12		Leece Neville 2600JB, 105 Amp	LN	130	12	7612N	7613N
Caterpillar C-12		Leece Neville 2700JB, 130 Amp	LN	130	12	7612N	7613N
Caterpillar C-12		Leece Neville 2805JB, 145 Amp	LN	160	12	7613N	7613N-LC
Caterpillar C-12		Leece Neville LC Series, 160 Amp, stator activated, 239 mm Rotor OAL	LN	160	12	7613N-LC	
Caterpillar C-12		Leece Neville, IR/EF, 160 Amp, trio activated, (235mm rotor OAL)	LN	160	12	7613N	7613N-LC
Caterpillar C-12		Motorola 8LHA, 130 Amp, Std. Regulator	LN	160	12	8329N	
Caterpillar C-12		Motorola 8LHA, 140 Amp, Std. Regulator	LN	160	12	8329N	
Caterpillar C-12		Opt. Serv. Repl., DR 24SI, J180 Mt., 160 Amp	DR	160	12	8718N	
Caterpillar C-13	2008-05	DR36SI HP, Quad Pad Mt., 170 Amp, High Temp Pkg.	DR	170	12	8614N	
Caterpillar C-13	2007-05	Bosch IR/IF, Repl. Unit, Quad Pad Mtg, 160 Amp	BO	160	12	12491N	12716N
Caterpillar C-13		Bosch IR/IF, Repl. Unit, Quad Pad Mtg, 200 Amp	BO	200	12	12716N	
Caterpillar C-13		Delco 22SI, Quad Pad Mt, 100 Amp	DR	145	12	8362N	12491N
Caterpillar C-13		Delco 22SI, Quad Pad Mt, 145 Amp	DR	145	12	8362N	12491N
Caterpillar C-13		DR 22SI Quad Pad Mt., 130 Amp	DR	145	12	8362N	12491N
Caterpillar C-13		DR 34SI, Quad Pad Mtg., 135 Amp, Remote Sense	DR	140	12	8609N	8614N
Caterpillar C-13		DR 34SI, Quad Pad Mtg., 135 Amp, Road Gang Pkg.	DR	140	12	8609N	8614N
Caterpillar C-13		DR 35SI HP, Quad Pad Mt., 140 Amp, High Temp. Pkg.	DR	140	12	8609N	8614N
Caterpillar C-13		DR 35SI, Quad Pad Mt, 110 Amp Std.	DR	140	12	8609N	8614N
Caterpillar C-13		DR 35SI, Quad Pad Mt., 135 Amp, Remote Sense	DR	140	12	8609N	8614N
Caterpillar C-13		DR 35SI, Quad Pad Mt., 135 Amp, Road Gang Pkg.	DR	140	12	8609N	8614N
Caterpillar C-13		DR 35SI, Quad Pad Mt., 135 Amp, Std.	DR	140	12	8609N	8614N

ALTERNATORS

ALTERNATORS AND GENERATORS

ENGINE	YEAR	APPLICATION	Mfg	Amp	Volt	PART NO.	OPT. NO.
Sterling (Cont'd)							
L-Line 7500 / 8000 / 8500 / 9500 (Cont'd)							
Caterpillar C-13	2007-05	LN, 160 Amp, w/Lamp Driver Reg.	DR	170	12	8614N	
Caterpillar C-13		Motorola, 140 Amp, No Smart Check Reg.	LN	160	12	8410N	8410N
Caterpillar C-13		Motorola, 160 Amp, No Smart Check Reg.	LN	160	12	8410N	8410N
Caterpillar C-13		Opt. Ser. Repl. DR 24SI, Quad Pad Mt., 160 Amp	DR	160	12	8719N	
Caterpillar C-13		Opt. Serv. Repl., DR 24SI Quad Pad Mt., 145 Amp	DR	160	12	8707N	
Caterpillar C-13		Opt. Serv. Repl., DR 24SI Quad Pad Mt., 160 Amp	DR	160	12	8707N	
Caterpillar C-13		Opt. Serv. Repl., DR 24SI, Quad Pad Mt., 130 Amp	DR	160	12	8707N	
Caterpillar C-13		Std. DR 34SI, 110 Amp, Quad Pad Mt.	DR	140	12	8609N	8614N
Caterpillar C-13		Std. DR 34SI, 135 Amp, Quad Pad Mt.	DR	135	12	8096N	8614N
Caterpillar C-15	2008-99	DR 36SI, J-180 Mt. (33SI Upgrade) 170 Amp	DR	170	12	8612N	
Caterpillar C-15	2008-01	DR36SI HP,Quad Pad Mt., 170 Amp, High Temp Pkg.	DR	170	12	8614N	
Caterpillar C-15	2007-01	Bosch IR/IF, Repl. Unit, Quad Pad Mtg, 160 Amp	BO	160	12	12491N	12716N
Caterpillar C-15		Bosch IR/IF, Repl. Unit, Quad Pad Mtg, 200 Amp	BO	200	12	12716N	
Caterpillar C-15		Delco 22SI, Quad Pad Mt, 100 Amp	DR	145	12	8362N	12491N
Caterpillar C-15		Delco 22SI, Quad Pad Mt, 145 Amp	DR	145	12	8362N	12491N
Caterpillar C-15		DR 22SI Quad Pad Mt., 130 Amp	DR	145	12	8362N	12491N
Caterpillar C-15		DR 34SI, Quad Pad Mtg., 135 Amp, Remote Sense	DR	140	12	8609N	8614N
Caterpillar C-15		DR 34SI, Quad Pad Mtg., 135 Amp, Road Gang Pkg.	DR	140	12	8609N	8614N
Caterpillar C-15		DR 35SI HP, Quad Pad Mt., 140 Amp, High Temp. Pkg.	DR	140	12	8609N	8614N
Caterpillar C-15		DR 35SI, Quad Pad Mt, 110 Amp Std.	DR	140	12	8609N	8614N
Caterpillar C-15		DR 35SI, Quad Pad Mt., 135 Amp, Remote Sense	DR	140	12	8609N	8614N
Caterpillar C-15		DR 35SI, Quad Pad Mt., 135 Amp, Road Gang Pkg.	DR	140	12	8609N	8614N
Caterpillar C-15		DR 35SI, Quad Pad Mt., 135 Amp, Std.	DR	140	12	8609N	8614N
Caterpillar C-15		LN (Repl. 34SI) w/Lamp Driver Reg.	DR	170	12	8614N	
Caterpillar C-15		Moto (Repl. 34SI) 140 Amp, No Smart Check	LN	160	12	8410N	8410N
Caterpillar C-15		Moto (Repl. 34SI) 160 Amp, No Smart Check	LN	160	12	8410N	8410N
Caterpillar C-15		Opt. Ser. Repl. DR 24SI, Quad Pad Mt., 160 Amp	DR	160	12	8719N	
Caterpillar C-15		Std. DR 34SI, 110 Amp, Quad Pad Mt.	DR	140	12	8609N	8614N
Caterpillar C-15		Std. DR 34SI, 135 Amp, Quad Pad Mt.	DR	135	12	8096N	8614N
Caterpillar C-15	2000-99	Bosch Replacement Unit, 160 Amp, 3 Mounting Ears	BO	160	12	12490N	12715N
Caterpillar C-15		Bosch Replacement Unit, 200 Amp	BO	200	12	12715N	
Caterpillar C-15		DR 22SI J-180 Mt., 130 Amp, 14.1 Vset	DR	145	12	8078N	7685N
Caterpillar C-15		DR 22SI J-180 Mt., 130-145 Amp, 14.5 Vset	DR	145	12	8078N-1	7685N
Caterpillar C-15		DR 22SI J-180 Mt., 145 Amp, 14.1 Vset	DR	145	12	8078N	7685N
Caterpillar C-15		DR 31SI, J-180 Mt., 200 Amp	DR	200	12	8432N	
Caterpillar C-15		DR 33SI, J-180 Mt., #10 R Term., 135 Amp, Std.	DR	135	12	8083N	8612N
Caterpillar C-15		DR 33SI, J-180 Mt., 135 Amp, Road Gang Pkg.	DR	140	12	8607N	8612N
Caterpillar C-15		DR 33SI, J-180Mt., #10 R Term, 110 Amp, Std.	DR	110	12	8081N	8612N
Caterpillar C-15		DR 35SI HP, J-180 Mtg, 140 Amp, Repl. 33SI, High Temp Pkg. .	DR	140	12	8607N	8612N
Caterpillar C-15		DR 35SI, J-180 Mtg, 135 Amp, Repl. 33SI, Std.	DR	140	12	8607N	8612N
Caterpillar C-15		DR 35SI, J-180 Mtg. 135 Amp, Repl. 33SI, Road Gang Pkg.	DR	140	12	8607N	8612N
Caterpillar C-15		Leece Neville 2500JB, 90 Amp	LN	130	12	7612N	7613N
Caterpillar C-15		Leece Neville 2600JB, 105 Amp	LN	130	12	7612N	7613N
Caterpillar C-15		Leece Neville 2700JB, 130 Amp	LN	130	12	7612N	7613N
Caterpillar C-15		Leece Neville 2805JB, 145 Amp	LN	160	12	7613N	7613N-LC
Caterpillar C-15		Leece Neville LC Series, 160 Amp, stator activated, 239 mm Rotor OAL	LN	160	12	7613N-LC	
Caterpillar C-15		Leece Neville, IR/EF, 160 Amp, trio activated, (235mm rotor OAL)	LN	160	12	7613N	7613N-LC
Caterpillar C-15		Motorola 8LHA, 130 Amp, Std. Regulator	LN	160	12	8329N	
Caterpillar C-15		Motorola 8LHA, 140 Amp, Std. Regulator	LN	160	12	8329N	
Caterpillar C-15		Opt. Serv. Repl., DR 24SI, J180 Mt., 160 Amp	DR	160	12	8718N	
Caterpillar C-16	2008-03	DR36SI HP,Quad Pad Mt., 170 Amp, High Temp Pkg.	DR	170	12	8614N	
Caterpillar C-16	2003	Bosch IR/IF, Repl. Unit, Quad Pad Mtg, 160 Amp	BO	160	12	12491N	12716N
Caterpillar C-16		Bosch IR/IF, Repl. Unit, Quad Pad Mtg, 200 Amp	BO	200	12	12716N	
Caterpillar C-16		Delco 22SI, Quad Pad Mt, 100 Amp	DR	145	12	8362N	12491N
Caterpillar C-16		Delco 22SI, Quad Pad Mt, 145 Amp	DR	145	12	8362N	12491N
Caterpillar C-16		DR 22SI Quad Pad Mt., 130 Amp	DR	145	12	8362N	12491N
Caterpillar C-16		DR 31SI, J-180 Mt., 200 Amp	DR	200	12	8432N	
Caterpillar C-16		DR 34SI, Quad Pad Mtg., 135 Amp, Remote Sense	DR	140	12	8609N	8614N
Caterpillar C-16		DR 34SI, Quad Pad Mtg., 135 Amp, Road Gang Pkg.	DR	140	12	8609N	8614N
Caterpillar C-16		DR 35SI HP, Quad Pad Mt., 140 Amp, High Temp. Pkg.	DR	140	12	8609N	8614N
Caterpillar C-16		DR 35SI, Quad Pad Mt, 110 Amp Std.	DR	140	12	8609N	8614N
Caterpillar C-16		DR 35SI, Quad Pad Mt., 135 Amp, Remote Sense	DR	140	12	8609N	8614N
Caterpillar C-16		DR 35SI, Quad Pad Mt., 135 Amp, Road Gang Pkg.	DR	140	12	8609N	8614N
Caterpillar C-16		DR 35SI, Quad Pad Mt., 135 Amp, Std.	DR	140	12	8609N	8614N

ALTERNATORS AND GENERATORS

ENGINE	YEAR	APPLICATION	Mfg	Amp	Volt	PART NO.	OPT. NO.
Sterling (Cont'd)							
L-Line 7500 / 8000 / 8500 / 9500 (Cont'd)							
Caterpillar C-16	2003	LN, 160 Amp, w/Lamp Driver Reg.	DR	170	12	8614N	
Caterpillar C-16		Motorola, 140 Amp, No Smart Check Reg.	LN	160	12	8410N	8410N
Caterpillar C-16		Motorola, 160 Amp, No Smart Check Reg.	LN	160	12	8410N	8410N
Caterpillar C-16		Opt. Ser. Repl. DR 24SI, Quad Pad Mt., 160 Amp	DR	160	12	8719N	
Caterpillar C-16		Std. DR 34SI, 110 Amp, Quad Pad Mt.	DR	140	12	8609N	8614N
Caterpillar C-16		Std. DR 34SI, 135 Amp, Quad Pad Mt.	DR	135	12	8096N	8614N
Caterpillar C-7	2007-05	Bosch IR/IF, Repl. Unit, Quad Pad Mtg, 160 Amp	BO	160	12	12491N	12716N
Caterpillar C-7		Bosch IR/IF, Repl. Unit, Quad Pad Mtg, 200 Amp	BO	200	12	12716N	
Caterpillar C-7		Delco 22SI, Quad Pad Mt, 100 Amp	DR	145	12	8362N	12491N
Caterpillar C-7		Delco 22SI, Quad Pad Mt, 145 Amp	DR	145	12	8362N	12491N
Caterpillar C-7		DR 22SI Quad Pad Mt., 130 Amp	DR	145	12	8362N	12491N
Caterpillar C-7		Opt. Ser. Repl. DR 24SI, Quad Pad Mt., 160 Amp	DR	160	12	8719N	
Caterpillar C-7		Opt. Serv. Repl., DR 24SI Quad Pad Mt., 145 Amp	DR	160	12	8707N	
Caterpillar C-7		Opt. Serv. Repl., DR 24SI Quad Pad Mt., 160 Amp	DR	160	12	8707N	
Caterpillar C-7		Opt. Serv. Repl., DR 24SI, Qaud Pad Mt., 130 Amp	DR	160	12	8707N	
Caterpillar C-9	2007-01	Bosch IR/IF, Repl. Unit, Quad Pad Mtg, 160 Amp	BO	160	12	12491N	12716N
Caterpillar C-9		Bosch IR/IF, Repl. Unit, Quad Pad Mtg, 200 Amp	BO	200	12	12716N	
Caterpillar C-9		Delco 22SI, Quad Pad Mt, 100 Amp	DR	145	12	8362N	12491N
Caterpillar C-9		Delco 22SI, Quad Pad Mt, 145 Amp	DR	145	12	8362N	12491N
Caterpillar C-9		DR 22SI Quad Pad Mt., 130 Amp	DR	145	12	8362N	12491N
Caterpillar C-9		DR 31SI, J-180 Mt., 200 Amp	DR	200	12	8432N	
Caterpillar C-9		LN, 160 Amp, w/Lamp Driver Reg.	DR	170	12	8614N	
Caterpillar C-9		Motorola, 140 Amp, No Smart Check Reg.	LN	160	12	8410N	8410N
Caterpillar C-9		Motorola, 160 Amp, No Smart Check Reg.	LN	160	12	8410N	8410N
Caterpillar C-9		Opt. Ser. Repl. DR 24SI, Quad Pad Mt., 160 Amp	DR	160	12	8719N	
Caterpillar C-9		Opt. Serv. Repl., DR 24SI Quad Pad Mt., 145 Amp	DR	160	12	8707N	
Caterpillar C-9		Opt. Serv. Repl., DR 24SI Quad Pad Mt., 160 Amp	DR	160	12	8707N	
Caterpillar C-9		Opt. Serv. Repl., DR 24SI, Qaud Pad Mt., 130 Amp	DR	160	12	8707N	
Cummins 8.3L ISC	2007-04	Bosch IR/IF, Repl. Unit, Quad Pad Mtg, 160 Amp	BO	160	12	12491N	12716N
Cummins 8.3L ISC		Bosch IR/IF, Repl. Unit, Quad Pad Mtg, 200 Amp	BO	200	12	12716N	
Cummins 8.3L ISC		Delco 22SI, Quad Pad Mt, 100 Amp	DR	145	12	8362N	12491N
Cummins 8.3L ISC		Delco 22SI, Quad Pad Mt, 145 Amp	DR	145	12	8362N	12491N
Cummins 8.3L ISC		DR 22SI Quad Pad Mt., 130 Amp	DR	145	12	8362N	12491N
Cummins 8.3L ISC		Opt. Ser. Repl. DR 24SI, Quad Pad Mt., 160 Amp	DR	160	12	8719N	
Cummins 8.3L ISC		Opt. Serv. Repl., DR 24SI Quad Pad Mt., 145 Amp	DR	160	12	8707N	
Cummins 8.3L ISC		Opt. Serv. Repl., DR 24SI Quad Pad Mt., 160 Amp	DR	160	12	8707N	
Cummins 8.3L ISC		Opt. Serv. Repl., DR 24SI, Qaud Pad Mt., 130 Amp	DR	160	12	8707N	
Cummins 8.3L ISC	2003-01	Bosch Replacement Unit, 160 Amp, 3 Mounting Ears	BO	160	12	12490N	12715N
Cummins 8.3L ISC		Bosch Replacement Unit, 200 Amp	BO	200	12	12715N	
Cummins 8.3L ISC		DR 22SI J-180 Mt., 130 Amp, 14.1 Vset	DR	145	12	8078N	7685N
Cummins 8.3L ISC		DR 22SI J-180 Mt., 130-145 Amp, 14.5 Vset	DR	145	12	8078N-1	7685N
Cummins 8.3L ISC		DR 22SI J-180 Mt., 145 Amp, 14.1 Vset	DR	145	12	8078N	7685N
Cummins 8.3L ISC		DR 31SI, J-180 Mt., 200 Amp	DR	200	12	8432N	
Cummins 8.3L ISC		Leece Neville 2500JB, 90 Amp	LN	130	12	7612N	7613N
Cummins 8.3L ISC		Leece Neville 2600JB, 105 Amp	LN	130	12	7612N	7613N
Cummins 8.3L ISC		Leece Neville 2700JB, 130 Amp	LN	130	12	7612N	7613N
Cummins 8.3L ISC		Leece Neville 2805JB, 145 Amp	LN	160	12	7613N	7613N-LC
Cummins 8.3L ISC		Leece Neville LC Series, 160 Amp, stator activated, 239 mm Rotor OAL	LN	160	12	7613N-LC	
Cummins 8.3L ISC		Leece Neville, IR/EF, 160 Amp, trio activated, (235mm rotor OAL)	LN	160	12	7613N	7613N-LC
Cummins 8.3L ISC		Motorola 8LHA, 130 Amp, Std. Regulator	LN	160	12	8329N	
Cummins 8.3L ISC		Motorola 8LHA, 140 Amp, Std. Regulator	LN	160	12	8329N	
Cummins 8.3L ISC		Opt. Serv. Repl., DR 24SI, J180 Mt., 160 Amp	DR	160	12	8718N	
Cummins M11	2001-99	Bosch Replacement Unit, 160 Amp, 3 Mounting Ears	BO	160	12	12490N	12715N
Cummins M11		Bosch Replacement Unit, 200 Amp	BO	200	12	12715N	
Cummins M11		DR 22SI J-180 Mt., 130 Amp, 14.1 Vset	DR	145	12	8078N	7685N
Cummins M11		DR 22SI J-180 Mt., 130-145 Amp, 14.5 Vset	DR	145	12	8078N-1	7685N
Cummins M11		DR 22SI J-180 Mt., 145 Amp, 14.1 Vset	DR	145	12	8078N	7685N
Cummins M11		DR 33SI, J-180 Mt., #10 R Term., 135 Amp, Std.	DR	135	12	8083N	8612N
Cummins M11		DR 33SI, J-180Mt., #10 R Term, 110 Amp, Std.	DR	110	12	8081N	8612N
Cummins M11		Leece Neville 2500JB, 90 Amp	LN	130	12	7612N	7613N
Cummins M11		Leece Neville 2600JB, 105 Amp	LN	130	12	7612N	7613N
Cummins M11		Leece Neville 2700JB, 130 Amp	LN	130	12	7612N	7613N
Cummins M11		Leece Neville 2805JB, 145 Amp	LN	160	12	7613N	7613N-LC

ALTERNATORS

ALTERNATORS AND GENERATORS

ENGINE	YEAR	APPLICATION	Mfg	Amp	Volt	PART NO.	OPT. NO.
Sterling (Cont'd)							
L-Line 7500 / 8000 / 8500 / 9500 (Cont'd)							
Cummins M11	2001-99	Leece Neville LC Series, 160 Amp, stator activated, 239 mm Rotor OAL	LN	160	12	7613N-LC	
Cummins M11		Leece Neville, IR/EF, 160 Amp, trio activated, (235mm rotor OAL)	LN	160	12	7613N	7613N-LC
Cummins M11		Motorola 8LHA, 130 Amp, Std. Regulator	LN	160	12	8329N	
Cummins M11		Motorola 8LHA, 140 Amp, Std. Regulator	LN	160	12	8329N	
Cummins M11		Opt. Serv. Repl., DR 24SI, J180 Mt., 160 Amp	DR	160	12	8718N	
Cummins N14	2008-99	DR 33SI, J-180 Mt., #10 R Term., 135 Amp, Std.	DR	135	12	8083N	8612N
Cummins N14		DR 33SI, J-180 Mt., 135 Amp, Road Gang Pkg.	DR	140	12	8607N	8612N
Cummins N14		DR 33SI, J-180Mt., #10 R Term, 110 Amp, Std.	DR	110	12	8081N	8612N
Cummins N14		DR 36SI, J-180 Mt. (33SI Upgrade) 170 Amp	DR	170	12	8612N	
Cummins N14	2003-99	Bosch Replacement Unit, 160 Amp, 3 Mounting Ears	BO	160	12	12490N	12715N
Cummins N14		Bosch Replacement Unit, 200 Amp	BO	200	12	12715N	
Cummins N14		DR 22SI J-180 Mt., 130 Amp, 14.1 Vset	DR	145	12	8078N	7685N
Cummins N14		DR 22SI J-180 Mt., 130-145 Amp, 14.5 Vset	DR	145	12	8078N-1	7685N
Cummins N14		DR 22SI J-180 Mt., 145 Amp, 14.1 Vset	DR	145	12	8078N	7685N
Cummins N14		DR 31SI, J-180 Mt., 200 Amp	DR	200	12	8432N	
Cummins N14		DR 35SI HP, J-180 Mtg. 140 Amp, Repl. 33SI, High Temp Pkg. .	DR	140	12	8607N	8612N
Cummins N14		DR 35SI, J-180 Mtg, 135 Amp, Repl. 33SI, Std.	DR	140	12	8607N	8612N
Cummins N14		DR 35SI, J-180 Mtg. 135 Amp, Repl. 33SI, Road Gang Pkg.	DR	140	12	8607N	8612N
Cummins N14		Leece Neville 2500JB, 90 Amp	LN	130	12	7612N	7613N
Cummins N14		Leece Neville 2600JB, 105 Amp	LN	130	12	7612N	7613N
Cummins N14		Leece Neville 2700JB, 130 Amp	LN	130	12	7612N	7613N
Cummins N14		Leece Neville 2805JB, 145 Amp	LN	160	12	7613N	7613N-LC
Cummins N14		Leece Neville LC Series, 160 Amp, stator activated, 239 mm Rotor OAL	LN	160	12	7613N-LC	
Cummins N14		Leece Neville, IR/EF, 160 Amp, trio activated, (235mm rotor OAL)	LN	160	12	7613N	7613N-LC
Cummins N14		Motorola 8LHA, 130 Amp, Std. Regulator	LN	160	12	8329N	
Cummins N14		Motorola 8LHA, 140 Amp, Std. Regulator	LN	160	12	8329N	
Cummins N14		Opt. Serv. Repl., DR 24SI, J180 Mt., 160 Amp	DR	160	12	8718N	
DD 60 Series	2008-01	DR36SI HP,Quad Pad Mt., 170 Amp, High Temp Pkg.	DR	170	12	8614N	
DD 60 Series	2007-01	DR 31SI, J-180 Mt., 200 Amp	DR	200	12	8432N	
DD 60 Series		DR 34SI, Quad Pad Mtg., 135 Amp, Remote Sense	DR	140	12	8609N	8614N
DD 60 Series		DR 34SI, Quad Pad Mtg., 135 Amp, Road Gang Pkg.	DR	140	12	8609N	8614N
DD 60 Series		DR 35SI HP, Quad Pad Mt., 140 Amp, High Temp. Pkg.	DR	140	12	8609N	8614N
DD 60 Series		DR 35SI, Quad Pad Mt, 110 Amp Std.	DR	140	12	8609N	8614N
DD 60 Series		DR 35SI, Quad Pad Mt., 135 Amp, Remote Sense	DR	140	12	8609N	8614N
DD 60 Series		DR 35SI, Quad Pad Mt., 135 Amp, Road Gang Pkg.	DR	140	12	8609N	8614N
DD 60 Series		DR 35SI, Quad Pad Mt., 135 Amp, Std.	DR	140	12	8609N	8614N
DD 60 Series		LN, 160 Amp, w/Lamp Driver Reg.	DR	170	12	8614N	
DD 60 Series		Std. DR 34SI, 110 Amp, Quad Pad Mt.	DR	140	12	8609N	8614N
DD 60 Series		Std. DR 34SI, 135 Amp, Quad Pad Mt.	DR	135	12	8096N	8614N
Mercedes MBE4000	2008-03	DR36SI HP,Quad Pad Mt., 170 Amp, High Temp Pkg.	DR	170	12	8614N	
Mercedes MBE4000	2007-03	DR 31SI, J-180 Mt., 200 Amp	DR	200	12	8432N	
Mercedes MBE4000		DR 34SI, Quad Pad Mtg., 135 Amp, Remote Sense	DR	140	12	8609N	8614N
Mercedes MBE4000		DR 34SI, Quad Pad Mtg., 135 Amp, Road Gang Pkg.	DR	140	12	8609N	8614N
Mercedes MBE4000		DR 35SI HP, Quad Pad Mt., 140 Amp, High Temp. Pkg.	DR	140	12	8609N	8614N
Mercedes MBE4000		DR 35SI, Quad Pad Mt, 110 Amp Std.	DR	140	12	8609N	8614N
Mercedes MBE4000		DR 35SI, Quad Pad Mt., 135 Amp, Remote Sense	DR	140	12	8609N	8614N
Mercedes MBE4000		DR 35SI, Quad Pad Mt., 135 Amp, Road Gang Pkg.	DR	140	12	8609N	8614N
Mercedes MBE4000		DR 35SI, Quad Pad Mt., 135 Amp, Std.	DR	140	12	8609N	8614N
Mercedes MBE4000		LN, 160 Amp, w/Lamp Driver Reg.	DR	170	12	8614N	
Mercedes MBE4000		Std. DR 34SI, 110 Amp, Quad Pad Mt.	DR	140	12	8609N	8614N
Mercedes MBE4000		Std. DR 34SI, 135 Amp, Quad Pad Mt.	DR	135	12	8096N	8614N
Mercedes MBE900	2007-06	Bosch IR/IF, Repl. Unit, Quad Pad Mtg, 160 Amp	BO	160	12	12491N	12716N
Mercedes MBE900		Bosch IR/IF, Repl. Unit, Quad Pad Mtg, 200 Amp	BO	200	12	12716N	
Mercedes MBE900		Delco 22SI, Quad Pad Mt, 100 Amp	DR	145	12	8362N	12491N
Mercedes MBE900		Delco 22SI, Quad Pad Mt, 145 Amp	DR	145	12	8362N	12491N
Mercedes MBE900		DR 22SI Quad Pad Mt., 130 Amp	DR	145	12	8362N	12491N
Mercedes MBE900		Opt. Ser. Repl. DR 24SI, Quad Pad Mt., 160 Amp	DR	160	12	8719N	
Mercedes MBE900		Opt. Serv. Repl., DR 24SI Quad Pad Mt., 145 Amp	DR	160	12	8707N	
Mercedes MBE900		Opt. Serv. Repl., DR 24SI Quad Pad Mt., 160 Amp	DR	160	12	8707N	
Mercedes MBE900		Opt. Serv. Repl., DR 24SI, Qaud Pad Mt., 130 Amp	DR	160	12	8707N	

ALTERNATORS

ALTERNATORS AND GENERATORS

ENGINE	YEAR	APPLICATION	Mfg	Amp	Volt	PART NO.	OPT. NO.
Sterling (Cont'd)							
SC7000 / SC8000							
Cummins 5.9L ISB	2000-99	Bosch Replacement Unit, 160 Amp, 3 Mounting Ears	BO	160	12	12490N	12715N
Cummins 5.9L ISB		Bosch Replacement Unit, 200 Amp	BO	200	12	12715N	
Cummins 5.9L ISB		DR 22SI J-180 Mt., 130 Amp, 14.1 Vset	DR	145	12	8078N	7685N
Cummins 5.9L ISB		DR 22SI J-180 Mt., 130-145 Amp, 14.5 Vset	DR	145	12	8078N-1	7685N
Cummins 5.9L ISB		DR 22SI J-180 Mt., 145 Amp, 14.1 Vset	DR	145	12	8078N	7685N
Cummins 5.9L ISB		Leece Neville 2500JB, 90 Amp	LN	130	12	7612N	7613N
Cummins 5.9L ISB		Leece Neville 2600JB, 105 Amp	LN	130	12	7612N	7613N
Cummins 5.9L ISB		Leece Neville 2700JB, 130 Amp	LN	130	12	7612N	7613N
Cummins 5.9L ISB		Leece Neville 2805JB, 145 Amp	LN	160	12	7613N	7613N-LC
Cummins 5.9L ISB		Leece Neville LC Series, 160 Amp, stator activated, 239 mm Rotor OAL	LN	160	12	7613N-LC	
Cummins 5.9L ISB		Leece Neville, IR/EF, 160 Amp, trio activated, (235mm rotor OAL)	LN	160	12	7613N	7613N-LC
Cummins 5.9L ISB		Motorola 8LHA, 130 Amp, Std. Regulator	LN	160	12	8329N	
Cummins 5.9L ISB		Motorola 8LHA, 140 Amp, Std. Regulator	LN	160	12	8329N	
Cummins 5.9L ISB		Opt. Serv. Repl., DR 24SI, J180 Mt., 160 Amp	DR	160	12	8718N	
SC7000 Cargo							
L6 5.9L 359cid	2002-99	Bosch Replacement Unit, 160 Amp, 3 Mounting Ears	BO	160	12	12490N	12715N
L6 5.9L 359cid		Bosch Replacement Unit, 200 Amp	BO	200	12	12715N	
Silver Star Series							
Caterpillar 3406	2001-99	Bosch Replacement Unit, 160 Amp, 3 Mounting Ears	BO	160	12	12490N	12715N
Caterpillar 3406		Bosch Replacement Unit, 200 Amp	BO	200	12	12715N	
Caterpillar 3406		DR 22SI J-180 Mt., 130 Amp, 14.1 Vset	DR	145	12	8078N	7685N
Caterpillar 3406		DR 22SI J-180 Mt., 130-145 Amp, 14.5 Vset	DR	145	12	8078N-1	7685N
Caterpillar 3406		DR 22SI J-180 Mt., 145 Amp, 14.1 Vset	DR	145	12	8078N	7685N
Caterpillar 3406		DR 33SI, J-180 Mt., #10 R Term., 135 Amp, Std.	DR	135	12	8083N	8612N
Caterpillar 3406		DR 33SI, J-180 Mt., #10 R Term, 110 Amp, Std.	DR	110	12	8081N	8612N
Caterpillar 3406		DR 35SI HP, J-180 Mtg. 140 Amp, Repl. 33SI, High Temp Pkg. .	DR	140	12	8607N	8612N
Caterpillar 3406		DR 35SI, J-180 Mtg, 135 Amp, Repl. 33SI, Std.	DR	140	12	8607N	8612N
Caterpillar 3406		DR 35SI, J-180 Mtg. 135 Amp, Repl. 33SI, Road Gang Pkg.	DR	140	12	8607N	8612N
Caterpillar 3406		DR 36SI, J-180 Mt. (33SI Upgrade) 170 Amp	DR	170	12	8612N	
Caterpillar 3406		Leece Neville 2500JB, 90 Amp	LN	130	12	7612N	7613N
Caterpillar 3406		Leece Neville 2600JB, 105 Amp	LN	130	12	7612N	7613N
Caterpillar 3406		Leece Neville 2700JB, 130 Amp	LN	130	12	7612N	7613N
Caterpillar 3406		Leece Neville 2805JB, 145 Amp	LN	160	12	7613N	7613N-LC
Caterpillar 3406		Leece Neville LC Series, 160 Amp, stator activated, 239 mm Rotor OAL	LN	160	12	7613N-LC	
Caterpillar 3406		Leece Neville, IR/EF, 160 Amp, trio activated, (235mm rotor OAL)	LN	160	12	7613N	7613N-LC
Caterpillar 3406		Motorola 8LHA, 130 Amp, Std. Regulator	LN	160	12	8329N	
Caterpillar 3406		Motorola 8LHA, 140 Amp, Std. Regulator	LN	160	12	8329N	
Caterpillar 3406		Opt. Serv. Repl., DR 24SI, J180 Mt., 160 Amp	DR	160	12	8718N	
Caterpillar C-15		Bosch Replacement Unit, 160 Amp, 3 Mounting Ears	BO	160	12	12490N	12715N
Caterpillar C-15		Bosch Replacement Unit, 200 Amp	BO	200	12	12715N	
Caterpillar C-15		DR 22SI J-180 Mt., 130 Amp, 14.1 Vset	DR	145	12	8078N	7685N
Caterpillar C-15		DR 22SI J-180 Mt., 130-145 Amp, 14.5 Vset	DR	145	12	8078N-1	7685N
Caterpillar C-15		DR 22SI J-180 Mt., 145 Amp, 14.1 Vset	DR	145	12	8078N	7685N
Caterpillar C-15		DR 33SI, J-180 Mt., #10 R Term., 135 Amp, Std.	DR	135	12	8083N	8612N
Caterpillar C-15		DR 33SI, J-180 Mt., 135 Amp, Road Gang Pkg.	DR	140	12	8607N	8612N
Caterpillar C-15		DR 33SI, J-180Mt., #10 R Term, 110 Amp, Std.	DR	110	12	8081N	8612N
Caterpillar C-15		DR 35SI HP, J-180 Mtg. 140 Amp, Repl. 33SI, High Temp Pkg. .	DR	140	12	8607N	8612N
Caterpillar C-15		DR 35SI, J-180 Mtg, 135 Amp, Repl. 33SI, Std.	DR	140	12	8607N	8612N
Caterpillar C-15		DR 35SI, J-180 Mtg. 135 Amp, Repl. 33SI, Road Gang Pkg.	DR	140	12	8607N	8612N
Caterpillar C-15		DR 36SI, J-180 Mt. (33SI Upgrade) 170 Amp	DR	170	12	8612N	
Caterpillar C-15		Leece Neville 2500JB, 90 Amp	LN	130	12	7612N	7613N
Caterpillar C-15		Leece Neville 2600JB, 105 Amp	LN	130	12	7612N	7613N
Caterpillar C-15		Leece Neville 2700JB, 130 Amp	LN	130	12	7612N	7613N
Caterpillar C-15		Leece Neville 2805JB, 145 Amp	LN	160	12	7613N	7613N-LC
Caterpillar C-15		Leece Neville LC Series, 160 Amp, stator activated, 239 mm Rotor OAL	LN	160	12	7613N-LC	
Caterpillar C-15		Leece Neville, IR/EF, 160 Amp, trio activated, (235mm rotor OAL)	LN	160	12	7613N	7613N-LC
Caterpillar C-15		Motorola 8LHA, 130 Amp, Std. Regulator	LN	160	12	8329N	
Caterpillar C-15		Motorola 8LHA, 140 Amp, Std. Regulator	LN	160	12	8329N	

ALTERNATORS

ALTERNATORS AND GENERATORS

ENGINE	YEAR	APPLICATION	Mfg	Amp	Volt	PART NO.	OPT. NO.
Sterling (Cont'd)							
Silver Star Series (Cont'd)							
Caterpillar C-15	2001-99	Opt. Serv. Repl., DR 24SI, J180 Mt., 160 Amp	DR	160	12	8718N	
Cummins N14		Bosch Replacement Unit, 160 Amp, 3 Mounting Ears	BO	160	12	12490N	12715N
Cummins N14		Bosch Replacement Unit, 200 Amp	BO	200	12	12715N	
Cummins N14		DR 22SI J-180 Mt., 130 Amp, 14.1 Vset	DR	145	12	8078N	7685N
Cummins N14		DR 22SI J-180 Mt., 130-145 Amp, 14.5 Vset	DR	145	12	8078N-1	7685N
Cummins N14		DR 22SI J-180 Mt., 145 Amp, 14.1 Vset	DR	145	12	8078N	7685N
Cummins N14		DR 33SI, J-180 Mt., #10 R Term., 135 Amp, Std.	DR	135	12	8083N	8612N
Cummins N14		DR 33SI, J-180 Mt., 135 Amp, Road Gang Pkg.	DR	140	12	8607N	8612N
Cummins N14		DR 33SI, J-180Mt., #10 R Term, 110 Amp, Std.	DR	110	12	8081N	8612N
Cummins N14		DR 35SI HP, J-180 Mtg. 140 Amp, Repl. 33SI, High Temp Pkg. .	DR	140	12	8607N	8612N
Cummins N14		DR 35SI, J-180 Mtg, 135 Amp, Repl. 33SI, Std.	DR	140	12	8607N	8612N
Cummins N14		DR 35SI, J-180 Mtg. 135 Amp, Repl. 33SI, Road Gang Pkg.	DR	140	12	8607N	8612N
Cummins N14		DR 36SI, J-180 Mt. (33SI Upgrade) 170 Amp	DR	170	12	8612N	
Cummins N14		Leece Neville 2500JB, 90 Amp	LN	130	12	7612N	7613N
Cummins N14		Leece Neville 2600JB, 105 Amp	LN	130	12	7612N	7613N
Cummins N14		Leece Neville 2700JB, 130 Amp	LN	130	12	7612N	7613N
Cummins N14		Leece Neville 2805JB, 145 Amp	LN	160	12	7613N	7613N-LC
Cummins N14		Leece Neville LC Series, 160 Amp, stator activated, 239 mm Rotor OAL	LN	160	12	7613N-LC	
Cummins N14		Leece Neville, IR/EF, 160 Amp, trio activated, (235mm rotor OAL)	LN	160	12	7613N	7613N-LC
Cummins N14		Motorola 8LHA, 130 Amp, Std. Regulator	LN	160	12	8329N	
Cummins N14		Motorola 8LHA, 140 Amp, Std. Regulator	LN	160	12	8329N	
Cummins N14		Opt. Serv. Repl., DR 24SI, J180 Mt., 160 Amp	DR	160	12	8718N	
DD 60 Series		DR 34SI, Quad Pad Mtg., 135 Amp, Remote Sense	DR	140	12	8609N	8614N
DD 60 Series		DR 34SI, Quad Pad Mtg., 135 Amp, Road Gang Pkg.	DR	140	12	8609N	8614N
DD 60 Series		DR 35SI HP, Quad Pad Mt., 140 Amp, High Temp. Pkg.	DR	140	12	8609N	8614N
DD 60 Series		DR 35SI, Quad Pad Mt., 110 Amp Std.	DR	140	12	8609N	8614N
DD 60 Series		DR 35SI, Quad Pad Mt., 135 Amp, Remote Sense	DR	140	12	8609N	8614N
DD 60 Series		DR 35SI, Quad Pad Mt., 135 Amp, Road Gang Pkg.	DR	140	12	8609N	8614N
DD 60 Series		DR 35SI, Quad Pad Mt., 135 Amp, Std.	DR	140	12	8609N	8614N
DD 60 Series		DR36SI HP,Quad Pad Mt., 170 Amp, High Temp Pkg.	DR	170	12	8614N	
DD 60 Series		LN, 160 Amp, w/Lamp Driver Reg.	DR	170	12	8614N	
DD 60 Series		Std. DR 34SI, 110 Amp, Quad Pad Mt.	DR	140	12	8609N	8614N
DD 60 Series		Std. DR 34SI, 135 Amp, Quad Pad Mt.	DR	135	12	8096N	8614N
Teledyne - Continental							
B							
6 Cyl. Eng.	1966-61	Prestolite System	PS	35	12	9112R	
F							
4 Cyl. Eng.	1966-61	Prestolite System	PS	35	12	9112R	
6 Cyl. Eng.		Prestolite System	PS	35	12	9112R	
M							
6 Cyl. Eng.	1966-61	Prestolite System	PS	35	12	9112R	
Y							
4 Cyl. Eng.	1966-61	Prestolite System	PS	35	12	9112R	
Teledyne - Wisconsin							
HAENL							
Various Eng.	1962-61	Delco System	DR	15	12	9193N	
S-10D							
Various Eng.	1972-71	Delco System	DR	15	12	9193N	
S-12D							
Various Eng.	1972-71	Delco System	DR	15	12	9193N	
S-8							
Various Eng.	1972-67	Delco System	DR	15	12	9193N	
Volvo							
ACL42 / ACL64 Series							
Caterpillar 3176	2000-97	DR 22SI J-180 Mt., 130 Amp, 14.1 Vset	DR	145	12	8078N	7685N
Caterpillar 3176		DR 22SI J-180 Mt., 130-145 Amp, 14.5 Vset	DR	145	12	8078N-1	7685N

ALTERNATORS

ALTERNATORS AND GENERATORS

ENGINE	YEAR	APPLICATION	Mfg	Amp	Volt	PART NO.	OPT. NO.
Volvo (Cont'd)							
ACL42 / ACL64 Series (Cont'd)							
Caterpillar 3176	2000-97	DR 22SI J-180 Mt., 145 Amp, 14.1 Vset	DR	145	12	8078N	7685N
Caterpillar 3176		Opt. Serv. Repl., DR 24SI, J180 Mt., 160 Amp	DR	160	12	8718N	
Caterpillar 3176		Std. DR 33SI, J-180 Mt., 135 Amp, w/Relay Pin	DR	135	12	8083N	8612N
Caterpillar 3176		Std. DR 33SI, J-180Mt., 110 Amp, w/Relay Pin	DR	110	12	8081N	8612N
Caterpillar 3176	2000-95	DR 26SI, 85 Amp	DR	85	12	8066N	
Caterpillar 3176	2000-94	Bosch Replacement Unit, 160 Amp, 3 Mounting Ears	BO	160	12	12490N	12715N
Caterpillar 3176		Bosch Replacement Unit, 200 Amp	BO	200	12	12715N	
Caterpillar 3176		DR 26SI, 85 Amp	DR	85	12	8066N	
Caterpillar 3176		Leece Neville 2500JB, 90 Amp	LN	130	12	7612N	7613N
Caterpillar 3176		Leece Neville 2600JB, 105 Amp	LN	130	12	7612N	7613N
Caterpillar 3176		Leece Neville 2700JB, 130 Amp	LN	130	12	7612N	7613N
Caterpillar 3176		Leece Neville 2805JB, 145 Amp	LN	160	12	7613N	7613N-LC
Caterpillar 3176		Leece Neville LC Series, 160 Amp, stator activated, 239 mm Rotor OAL	LN	160	12	7613N-LC	
Caterpillar 3176		Leece Neville, IR/EF, 160 Amp, trio activated, (235mm rotor OAL)	LN	160	12	7613N	7613N-LC
Caterpillar 3176		Motorola 8LHA, 130 Amp, Std. Regulator	LN	160	12	8329N	
Caterpillar 3176		Motorola 8LHA, 140 Amp, Std. Regulator	LN	160	12	8329N	
Caterpillar 3176	1996-94	30SI Delco	DR	105	12	7676N	
Caterpillar 3176		Delco 21SI, 100 Amp (1995-94)	DR	130	12	7681N	7685N
Caterpillar 3176		Delco 21SI, 130 Amp (1995-94)	DR	130	12	7681N	7685N
Caterpillar 3176		Delco 21SI, 130 Amp (1996)	DR	130	12	7681N	7685N
Caterpillar 3176		Delco 21SI, 145 Amp (1996) 14.1 Vset	DR	145-160	12	7685N	8076N
Caterpillar 3176		Delco 21SI, 145 Amp, 14.1 Vset	DR	145-160	12	7685N	8076N
Caterpillar 3176		Delco 21SI, 160 Amp (1995-94) 14.1 Vset	DR	145-160	12	7685N	8076N
Caterpillar 3176		Delco 21SI, 160 Amp, 14.5 Vset	DR	145-160	12	7685N-1	8076N
Cummins M11	2000-97	Std. DR 33SI, J-180 Mt., 135 Amp, w/Relay Pin	DR	135	12	8083N	8612N
Cummins M11		Std. DR 33SI, J-180Mt., 110 Amp, w/Relay Pin	DR	110	12	8081N	8612N
Cummins M11	2000-95	DR 26SI, 85 Amp	DR	85	12	8066N	
Cummins M11	2000-94	Bosch Replacement Unit, 160 Amp, 3 Mounting Ears	BO	160	12	12490N	12715N
Cummins M11		Bosch Replacement Unit, 200 Amp	BO	200	12	12715N	
Cummins M11		DR 26SI, 85 Amp	DR	85	12	8066N	
Cummins M11		Leece Neville 2500JB, 90 Amp	LN	130	12	7612N	7613N
Cummins M11		Leece Neville 2600JB, 105 Amp	LN	130	12	7612N	7613N
Cummins M11		Leece Neville 2700JB, 130 Amp	LN	130	12	7612N	7613N
Cummins M11		Leece Neville 2805JB, 145 Amp	LN	160	12	7613N	7613N-LC
Cummins M11		Leece Neville LC Series, 160 Amp, stator activated, 239 mm Rotor OAL	LN	160	12	7613N-LC	
Cummins M11		Leece Neville, IR/EF, 160 Amp, trio activated, (235mm rotor OAL)	LN	160	12	7613N	7613N-LC
Cummins M11		Motorola 8LHA, 130 Amp, Std. Regulator	LN	160	12	8329N	
Cummins M11		Motorola 8LHA, 140 Amp, Std. Regulator	LN	160	12	8329N	
Cummins M11	1996-94	30SI Delco	DR	105	12	7676N	
Cummins N14	2000-97	Std. DR 33SI, J-180 Mt., 135 Amp, w/Relay Pin	DR	135	12	8083N	8612N
Cummins N14		Std. DR 33SI, J-180Mt., 110 Amp, w/Relay Pin	DR	110	12	8081N	8612N
Cummins N14	2000-95	DR 26SI, 85 Amp	DR	85	12	8066N	
Cummins N14	2000-94	Bosch Replacement Unit, 160 Amp, 3 Mounting Ears	BO	160	12	12490N	12715N
Cummins N14		Bosch Replacement Unit, 200 Amp	BO	200	12	12715N	
Cummins N14		DR 26SI, 85 Amp	DR	85	12	8066N	
Cummins N14		Leece Neville 2500JB, 90 Amp	LN	130	12	7612N	7613N
Cummins N14		Leece Neville 2600JB, 105 Amp	LN	130	12	7612N	7613N
Cummins N14		Leece Neville 2700JB, 130 Amp	LN	130	12	7612N	7613N
Cummins N14		Leece Neville 2805JB, 145 Amp	LN	160	12	7613N	7613N-LC
Cummins N14		Leece Neville LC Series, 160 Amp, stator activated, 239 mm Rotor OAL	LN	160	12	7613N-LC	
Cummins N14		Leece Neville, IR/EF, 160 Amp, trio activated, (235mm rotor OAL)	LN	160	12	7613N	7613N-LC
Cummins N14		Motorola 8LHA, 130 Amp, Std. Regulator	LN	160	12	8329N	
Cummins N14		Motorola 8LHA, 140 Amp, Std. Regulator	LN	160	12	8329N	
Cummins N14	1996-94	30SI Delco	DR	105	12	7676N	
DD 60 Series	1999-97	Delco 34SI, Quad Mt., 135 Amp	DR	135	12	8092N	8613N
DD 60 Series		DR 33SI, J-180 Mt., #10 R Term., 135 Amp, Std.	DR	135	12	8083N	8612N
DD 60 Series		DR 33SI, J-180Mt., #10 R Term, 110 Amp, Std.	DR	110	12	8081N	8612N
DD 60 Series		DR 34SI Quad Mt., 110 Amp	DR	135	12	8092N	8613N
DD 60 Series		DR 35SI Quad Mt., Repl.34SI, #10 R Term, 110 Amp	DR	140	12	8608N	8613N
DD 60 Series		DR 35SI, J-180 Mt., (33SI Upgrade) 110 Amp, Std.	DR	140	12	8607N	8612N

ALTERNATORS

ALTERNATORS AND GENERATORS

ENGINE	YEAR	APPLICATION	Mfg	Amp	Volt	PART NO.	OPT. NO.
Volvo (Cont'd)							
ACL42 / ACL64 Series (Cont'd)							
DD 60 Series	1999-97	DR 35SI, J-180 Mtg, 135 Amp, Repl. 33SI, Std.	DR	140	12	8607N	8612N
DD 60 Series		DR 35SI, Quad Mt., Repl.34SI, 135 Amp	DR	140	12	8608N	8613N
DD 60 Series	1996-94	Bosch Replacement Unit, 160 Amp, 3 Mounting Ears	BO	160	12	12490N	12715N
DD 60 Series		Bosch Replacement Unit, 200 Amp	BO	200	12	12715N	
DD 60 Series		Leece Neville 2500JB, 90 Amp	LN	130	12	7612N	7613N
DD 60 Series		Leece Neville 2600JB, 105 Amp	LN	130	12	7612N	7613N
DD 60 Series		Leece Neville 2700JB, 130 Amp	LN	130	12	7612N	7613N
DD 60 Series		Leece Neville 2805JB, 145 Amp	LN	160	12	7613N	7613N-LC
DD 60 Series		Leece Neville LC Series, 160 Amp, stator activated, 239 mm Rotor OAL	LN	160	12	7613N-LC	
DD 60 Series		Leece Neville, IR/EF, 160 Amp, trio activated, (235mm rotor OAL)	LN	160	12	7613N	7613N-LC
DD 60 Series		Motorola 8LHA, 130 Amp, Std. Regulator	LN	160	12	8329N	
DD 60 Series		Motorola 8LHA, 140 Amp, Std. Regulator	LN	160	12	8329N	
DD 60 Series	1995-94	Delco 26SI, 85 Amp, w/Relay Terminal	DR	85	12	8066N	
DD 60 Series		DR 30SI, 105 Amp, w/R Pin, w/o Transformer	DR	105	12	7940N	
DD 60 Series	1996	DR 26SI, 85 Amp	DR	85	12	8066N	
DD 60 Series		Std. DR 33SI, J-180 Mt., 135 Amp, w/Relay Pin	DR	135	12	8083N	8612N
Volvo VED 12	2002-97	DR 33SI, J-180 Mt., #10 R Term., 135 Amp, Std.	DR	135	12	8083N	8612N
Volvo VED 12		DR 33SI, J-180 Mt., 135 Amp, Road Gang Pkg.	DR	140	12	8607N	8612N
Volvo VED 12		DR 33SI, J-180Mt., #10 R Term, 110 Amp, Std.	DR	110	12	8081N	8612N
Volvo VED 12		DR 35SI HP, J-180 Mtg. 140 Amp, Repl. 33SI, High Temp Pkg. .	DR	140	12	8607N	8612N
Volvo VED 12		DR 35SI, J-180 Mtg, 135 Amp, Repl. 33SI, Std.	DR	140	12	8607N	8612N
Volvo VED 12		DR 35SI, J-180 Mtg. 135 Amp, Repl. 33SI, Road Gang Pkg.	DR	140	12	8607N	8612N
Volvo VED 12		DR 36SI, J-180 Mt. (33SI Upgrade) 170 Amp	DR	170	12	8612N	
Volvo VED 12	1996-94	Bosch Replacement Unit, 160 Amp, 3 Mounting Ears	BO	160	12	12490N	12715N
Volvo VED 12		Bosch Replacement Unit, 200 Amp	BO	200	12	12715N	
Volvo VED 12		DR 26SI, 85 Amp	DR	85	12	8066N	
Volvo VED 12		Leece Neville 2500JB, 90 Amp	LN	130	12	7612N	7613N
Volvo VED 12		Leece Neville 2600JB, 105 Amp	LN	130	12	7612N	7613N
Volvo VED 12		Leece Neville 2700JB, 130 Amp	LN	130	12	7612N	7613N
Volvo VED 12		Leece Neville 2805JB, 145 Amp	LN	160	12	7613N	7613N-LC
Volvo VED 12		Leece Neville LC Series, 160 Amp, stator activated, 239 mm Rotor OAL	LN	160	12	7613N-LC	
Volvo VED 12		Leece Neville, IR/EF, 160 Amp, trio activated, (235mm rotor OAL)	LN	160	12	7613N	7613N-LC
Volvo VED 12		Motorola 8LHA, 130 Amp, Std. Regulator	LN	160	12	8329N	
Volvo VED 12		Motorola 8LHA, 140 Amp, Std. Regulator	LN	160	12	8329N	
Volvo VED 12	1995-94	DR 30SI, 105 Amp, w/R Pin, w/o Transformer	DR	105	12	7940N	
Volvo VED 12	1996	DR 26SI, 85 Amp	DR	85	12	8066N	
Volvo VED 12		Std. DR 33SI, J-180 Mt., 135 Amp, w/Relay Pin	DR	135	12	8083N	8612N
All Models (By Engine)							
Various Eng.	1993-89	21SI Delco, 12 Volt-100 Amp	DR	130	12	8027N	7644N
Various Eng.		Delco 21SI Alternator	DR	130	12	7681N	7685N
Various Eng.		Delco 21SI Alternator, 14.1 Vset	DR	145-160	12	7685N	8076N
Various Eng.		Delco 21SI, 100 Amp	DR	130	12	7681N	7685N
Various Eng.		Delco 21SI, 145 Amp, 14.1 Vset	DR	145-160	12	7685N	8076N
Various Eng.		Delco 25SI Alternator	DR	85	12	8066N	
Various Eng.		Delco 30SI Alternator (1993-92)	DR	105	12	7676N	
Various Eng.		DR 30SI, 105 Amp, w/R Pin, w/o Transformer	DR	105	12	7940N	
Various Eng.		Leece Neville 2805JB, 145 Amp	LN	160	12	7613N	7613N-LC
Various Eng.		Leece Neville LC Series, 160 Amp, stator activated, 239 mm Rotor OAL	LN	160	12	7613N-LC	
Various Eng.		Leece Neville, IR/EF, 160 Amp, trio activated, (235mm rotor OAL)	LN	160	12	7613N	7613N-LC
Various Eng.		Motorola 8LHA, 130 Amp, Std. Regulator	LN	160	12	8329N	
Various Eng.		Motorola 8LHA, 140 Amp, Std. Regulator	LN	160	12	8329N	
Various Eng.	1993-83	Bosch Replacement Unit, 160 Amp, 3 Mounting Ears	BO	160	12	12490N	12715N
Various Eng.		Bosch Replacement Unit, 200 Amp	BO	200	12	12715N	
Various Eng.		Leece Neville 2500JB, 90 Amp	LN	130	12	7612N	7613N
Various Eng.		Leece Neville 2600JB, 105 Amp	LN	130	12	7612N	7613N
Various Eng.		Leece Neville 2700JB, 130 Amp	LN	130	12	7612N	7613N
Various Eng.		Motorola 8LHA, 130 Amp, Std. Regulator	LN	160	12	8329N	
Various Eng.	1992-89	Delco 21SI (Early '93) 14.5 Vset	DR	145-160	12	7685N-1	8076N
Various Eng.	1991-90	Delco 21SI, 145 Amp, 14.5 Vset	DR	145-160	12	7685N-1	8076N

ALTERNATORS AND GENERATORS

ENGINE	YEAR	APPLICATION	Mfg	Amp	Volt	PART NO.	OPT. NO.
Volvo (Cont'd)							
All Models (By Engine) (Cont'd)							
Various Eng.	1991-89	Delco 25SI Alternator	DR	50	24	7254N	
Various Eng.	1988-87	Delco 25SI Alternator	DR	50	24	7254N	
Various Eng.	1988-83	30SI Delco	DR	90	12	7256N	
Various Eng.		30SI Delco	DR	90	12	7262N	
Various Eng.		Delco 25SI Alternator	DR	75	12	7255N	8066N
Various Eng.	1986-83	27SI Delco	DR	80	12	7138N	7850N
Various Eng.	1993	Delco 21SI, 145 Amp, 14.5 Vset	DR	145-160	12	7685N-1	8076N
B10							
9.6L Diesel	2000-87	Central & South America (45A)	BO	45	24	12443N	
B10B							
10.0L Diesel	1996-92	Bosch, 24 Volt, 55 Amp	BO	55	24	12293N	
10.0L Diesel		Bosch, 80 Amp	BO	80	24	12571N	
B10M							
9.6L Diesel	2012-93	Bosch, 24 Volt, 55 Amp	BO	55	24	12293N	
9.6L Diesel	2006-93	Bosch, 140 Amp	BO	140	24	12377N	
9.6L Diesel		Bosch, 80 Amp	BO	80	24	12571N	
9.6L Diesel (THD)	2001-87	Central & South America (45A)	BO	45	24	12443N	
B10R							
9.6L Diesel	2012-93	Bosch, 24 Volt, 55 Amp	BO	55	24	12293N	
9.6L Diesel	2006-93	Bosch, 140 Amp	BO	140	24	12377N	
9.6L Diesel		Bosch, 80 Amp	BO	80	24	12571N	
B12							
12.0L Diesel	2006-95	Bosch, 55 Amp, Incl. Mexico	BO	80	24	12596N	
12.0L Diesel		Bosch, 80 Amp, Incl. Mexico	BO	80	24	12596N	
12.0L Diesel	2006-94	Central & South America (45A)	BO	45	24	12443N	
12.0L Diesel		Central & South America, Bosch, 24 Volt, 55 Amp	BO	55	24	12293N	
12.0L Diesel	1994-91	Bosch, 45 Amp	BO	45	24	12443N	
12.0L Diesel		Bosch, 80 Amp	BO	80	24	12571N	
12.0L Diesel	1993-91	Bosch, 24 Volt, 55 Amp	BO	55	24	12293N	
B12B							
12.0L Diesel	2012-01	Bosch IR/IF, 24V / 110 Amp	BO	110	24	23877N	
12.0L Diesel	2006-01	Bosch, 140 Amp	BO	140	24	12377N	
12.0L Diesel		Bosch, 80 Amp, Standard	BO	80	24	12596N	
DH12, 12.0L Diesel	2012-01	Bosch IR/IF, 24V / 80 Amp Optional	BO	80	24	12599N	
B12M							
12.0L Diesel	2006-01	Bosch, 140 Amp	BO	140	24	12377N	
12.0L Diesel		Bosch, 80 Amp	BO	80	24	12596N	
B58							
9.6L Diesel	1998-84	Bosch, 45 Amp	BO	45	24	12443N	
B6F							
5.5L Diesel	1987-86	Bosch, 24 Volt, 55 Amp	BO	55	24	12293N	
5.5L Diesel	1985-79	Bosch, 24 Volt, 45 Amp	BO	45	24	12443N	
5.5L Diesel		Bosch, 24 Volt, 55 Amp	BO	55	24	12293N	
B7F							
6.7L Diesel	2012-99	Bosch, 24 Volt, 55 Amp	BO	55	24	12293N	
6.7L Diesel	2006-99	Bosch, 80 Amp	BO	80	24	12571N	
B7L							
7.0L Diesel	2006-99	Bosch, 140 Amp	BO	140	24	12377N	
7.0L Diesel		Bosch, 80 Amp	BO	80	24	12571N	
B7R							
7.0L Diesel	2005-97	Bosch, 45 Amp	BO	45	24	12443N	
7.0L Diesel		Bosch, 80 Amp	BO	80	24	12571N	
F10							
9.6L Diesel	1994-86	Bosch, 24 Volt, 55 Amp	BO	55	24	12293N	
9.6L Diesel	1985-77	Bosch, 24 Volt, 45 Amp	BO	45	24	12443N	
9.6L Diesel		Bosch, 24 Volt, 55 Amp	BO	55	24	12293N	
F12							
12.0L Diesel	1994-86	Bosch, 24 Volt, 55 Amp	BO	55	24	12293N	
12.0L Diesel		Bosch, 24 Volt, 80 Amp	BO	80	24	12571N	

ALTERNATORS

ALTERNATORS AND GENERATORS

ENGINE	YEAR	APPLICATION	Mfg	Amp	Volt	PART NO.	OPT. NO.
Volvo (Cont'd)							
F12 (Cont'd)							
12.0L Diesel	1985-80	Bosch, 24 Volt, 45 Amp	BO	45	24	12443N	
12.0L Diesel		Bosch, 24 Volt, 55 Amp	BO	55	24	12293N	
F16							
16.0L Diesel	1994-87	Bosch, 24 Volt, 55 Amp	BO	55	24	12293N	
16.0L Diesel		Bosch, 24 Volt, 80 Amp	BO	80	24	12571N	
F6							
5.5L Diesel	1985-80	Bosch, 24 Volt, 45 Amp	BO	45	24	12443N	
5.5L Diesel		Bosch, 24 Volt, 55 Amp	BO	55	24	12293N	
5.5L Diesel	1986	Bosch, 24 Volt, 55 Amp	BO	55	24	12293N	
F7							
7.0L Diesel	1988-86	Bosch, 24 Volt, 55 Amp	BO	55	24	12293N	
7.0L Diesel	1985-78	Bosch, 24 Volt, 45 Amp	BO	45	24	12443N	
7.0L Diesel		Bosch, 24 Volt, 55 Amp	BO	55	24	12293N	
FE42							
Volvo D7 Diesel	1998-97	DR 33SI, J-180 Mt., #10 R Term., 135 Amp, Std.	DR	135	12	8083N	8612N
Volvo D7 Diesel		DR 33SI, J-180 Mt., 135 Amp, Road Gang Pkg.	DR	140	12	8607N	8612N
Volvo D7 Diesel		DR 33SI, J-180Mt., #10 R Term., 110 Amp, Std.	DR	110	12	8081N	8612N
Volvo D7 Diesel		DR 35SI HP, J-180 Mtg., 140 Amp, Repl. 33SI, High Temp Pkg.	DR	140	12	8607N	8612N
Volvo D7 Diesel		DR 35SI, J-180 Mtg., 135 Amp, Repl. 33SI, Std.	DR	140	12	8607N	8612N
Volvo D7 Diesel		DR 35SI, J-180 Mtg., 135 Amp, Repl. 33SI, Road Gang Pkg.	DR	140	12	8607N	8612N
Volvo D7 Diesel		DR 36SI, J-180 Mt. (33SI Upgrade) 170 Amp	DR	170	12	8612N	
Volvo D7 Diesel	1996-94	Bosch Replacement Unit, 160 Amp, 3 Mounting Ears	BO	160	12	12490N	12715N
Volvo D7 Diesel		Bosch Replacement Unit, 200 Amp	BO	200	12	12715N	
Volvo D7 Diesel		DR 26SI, 85 Amp	DR	85	12	8066N	
Volvo D7 Diesel		Leece Neville 2500JB, 90 Amp	LN	130	12	7612N	7613N
Volvo D7 Diesel		Leece Neville 2600JB, 105 Amp	LN	130	12	7612N	7613N
Volvo D7 Diesel		Leece Neville 2700JB, 130 Amp	LN	130	12	7612N	7613N
Volvo D7 Diesel		Leece Neville 2805JB, 145 Amp	LN	160	12	7613N	7613N-LC
Volvo D7 Diesel		Leece Neville LC Series, 160 Amp, stator activated, 239 mm Rotor OAL	LN	160	12	7613N-LC	
Volvo D7 Diesel		Leece Neville, IR/EF, 160 Amp, trio activated, (235mm rotor OAL)	LN	160	12	7613N	7613N-LC
Volvo D7 Diesel		Motorola 8LHA, 130 Amp, Std. Regulator	LN	160	12	8329N	
Volvo D7 Diesel		Motorola 8LHA, 140 Amp, Std. Regulator	LN	160	12	8329N	
Volvo D7 Diesel	1995-94	DR 30SI, 105 Amp, w/R Pin, w/o Transformer	DR	105	12	7940N	
Volvo D7 Diesel	1996	DR 26SI, 85 Amp	DR	85	12	8066N	
Volvo D7 Diesel		Std. DR 33SI, J-180 Mt., 135 Amp, w/Relay Pin	DR	135	12	8083N	8612N
FH12							
12.0L Diesel	2012-99	Bosch IR/IF, 24V / 80 Amp Optional	BO	80	24	12599N	
12.0L Diesel	2003-99	Bosch, 55 Amp	BO	80	24	12596N	
12.0L Diesel		Bosch, 80 Amp, Standard	BO	80	24	12596N	
12.0L Diesel	1998-95	Bosch IR/EF, 24V / 80 Amp	BO	80	24	12596N	
12.0L Diesel		Bosch, 80 Amp	BO	80	24	12596N	
12.0L Diesel	1994-93	Bosch IR/EF, 24V / 80 Amp	BO	80	24	12596N	
12.1L Diesel	2012-01	Bosch IR/IF, 24V / 80 Amp Optional	BO	80	24	12599N	
12.1L Diesel	2006-01	Bosch IR/IF, 24V / 110 Amp	BO	110	24	23877N	
12.1L Diesel		Bosch, 55 Amp	BO	80	24	12596N	
12.1L Diesel		Bosch, 80 Amp, Standard	BO	80	24	12596N	
12.1L Diesel.	2003-01	Bosch IR/EF, 24V / 80 Amp	BO	80	24	12596N	
Various Eng.	2013-99	Bosch IR/EF, 24V / 80 Amp	BO	80	24	12596N	
Various Eng.	2013-93	Bosch IR/IF, 24V / 110 Amp	BO	110	24	23877N	
FH16							
16.0L Diesel	2012-04	Bosch IR/IF, 24V / 80 Amp	BO	80	24	12599N	
16.0L Diesel	2003-93	Bosch, 55 Amp	BO	80	24	12596N	
16.0L Diesel		Bosch, 80 Amp	BO	80	24	12596N	
FH400							
12.8L Diesel	2012-06	Bosch IR/IF, 24V / 80 Amp	BO	80	24	12599N	
D13A400, 12.8L Diesel.		Bosch IR/IF, 24V / 120 Amp	BO	120	24	23868N	
D13B400, 12.8L Diesel.	2012-07	Bosch IR/IF, 24V / 120 Amp	BO	120	24	23868N	
FH440							
12.8L Diesel	2012-06	Bosch IR/IF, 24V / 80 Amp	BO	80	24	12599N	
D13A440, 12.8L Diesel.		Bosch IR/IF, 24V / 120 Amp	BO	120	24	23868N	

ALTERNATORS AND GENERATORS

ENGINE	YEAR	APPLICATION	Mfg	Amp	Volt	PART NO.	OPT. NO.
Volvo (Cont'd)							
FH440 (Cont'd)							
D13B440, 12.8L Diesel.	2012-07	Bosch IR/IF, 24V / 120 Amp	BO	120	24	23868N	
FH480							
12.8L Diesel	2012-06	Bosch IR/IF, 24V / 80 Amp	BO	80	24	12599N	
D13A480, 12.8L Diesel.		Bosch IR/IF, 24V / 120 Amp	BO	120	24	23868N	
FH520							
12.8L Diesel	2012-06	Bosch IR/IF, 24V / 80 Amp	BO	80	24	12599N	
D13A520, 12.8L Diesel.		Bosch IR/IF, 24V / 120 Amp	BO	120	24	23868N	
FL10							
9.6L Diesel	2001-85	Bosch, 55 Amp, Optional	BO	80	24	12596N	
9.6L Diesel		Bosch, 55 Amp, Standard	BO	55	24	12293N	
9.6L Diesel		Bosch, 80 Amp, Optional	BO	80	24	12596N	
9.6L Diesel		Bosch, 80 Amp, Standard	BO	80	24	12571N	
FL12							
12.0L Diesel	2003-95	Bosch, 55 Amp, Optional	BO	80	24	12596N	
12.0L Diesel		Bosch, 55 Amp, Standard	BO	80	24	12596N	
12.0L Diesel		Bosch, 80 Amp, Optional	BO	80	24	12596N	
12.0L Diesel		Bosch, 80 Amp, Standard	BO	80	24	12596N	
FL4							
3.6L Diesel	1995-86	Bosch, 24 Volt, 55 Amp	BO	55	24	12293N	
FL6							
5.5L Diesel	2006-00	Bosch, 24 Volt, 55 Amp	BO	55	24	12293N	
5.5L Diesel		Bosch, 80 Amp	BO	80	24	12571N	
Various Eng.	2000-85	Bosch, 24V / 80 Amp	BO	80	24	12571N	
Various Eng.	1999-85	Bosch, 24 Volt, 55 Amp	BO	55	24	12293N	
FL608							
5.5L Diesel	2000-86	Bosch, 24 Volt, 55 Amp	BO	55	24	12293N	
5.5L Diesel		Bosch, 80 Amp, Optional	BO	80	24	12571N	
5.5L Diesel		Bosch, 80 Amp, Standard	BO	80	24	12571N	
FL610							
5.5L Diesel	1994-86	Bosch, 24 Volt, 55 Amp	BO	55	24	12293N	
5.5L Diesel		Bosch, 80 Amp, Optional	BO	80	24	12571N	
5.5L Diesel		Bosch, 80 Amp, Standard	BO	80	24	12571N	
FL611							
5.5L Diesel	2000-85	Bosch, 24 Volt, 55 Amp	BO	55	24	12293N	
5.5L Diesel		Bosch, 80 Amp, Optional	BO	80	24	12571N	
5.5L Diesel		Bosch, 80 Amp, Standard	BO	80	24	12571N	
FL612							
5.5L Diesel	2000-85	Bosch, 24 Volt, 55 Amp	BO	55	24	12293N	
5.5L Diesel		Bosch, 80 Amp, Optional	BO	80	24	12571N	
5.5L Diesel		Bosch, 80 Amp, Standard	BO	80	24	12571N	
FL613							
5.5L Diesel	1994-85	Bosch, 24 Volt, 55 Amp	BO	55	24	12293N	
5.5L Diesel		Bosch, 80 Amp, Optional	BO	80	24	12571N	
5.5L Diesel		Bosch, 80 Amp, Standard	BO	80	24	12571N	
FL614							
5.5L Diesel	2000-85	Bosch, 24 Volt, 55 Amp	BO	55	24	12293N	
5.5L Diesel		Bosch, 80 Amp, Optional	BO	80	24	12571N	
5.5L Diesel		Bosch, 80 Amp, Standard	BO	80	24	12571N	
FL615							
5.5L Diesel	2000-91	Bosch, 24 Volt, 55 Amp	BO	55	24	12293N	
5.5L Diesel		Bosch, 80 Amp, Optional	BO	80	24	12571N	
5.5L Diesel		Bosch, 80 Amp, Standard	BO	80	24	12571N	
FL616							
5.5L Diesel	1994-85	Bosch, 24 Volt, 55 Amp	BO	55	24	12293N	
5.5L Diesel		Bosch, 80 Amp, Optional	BO	80	24	12571N	
5.5L Diesel		Bosch, 80 Amp, Standard	BO	80	24	12571N	
FL617							
5.5L Diesel	1994-85	Bosch, 24 Volt, 55 Amp	BO	55	24	12293N	

ALTERNATORS AND GENERATORS

ALTERNATORS

ENGINE	YEAR	APPLICATION	Mfg	Amp	Volt	PART NO.	OPT. NO.
Volvo (Cont'd)							
FL617 (Cont'd)							
5.5L Diesel	1994-85	Bosch, 80 Amp, Optional	BO	80	24	12571N	
5.5L Diesel		Bosch, 80 Amp, Standard	BO	80	24	12571N	
FL618							
5.5L Diesel	2000-91	Bosch, 24 Volt, 55 Amp	BO	55	24	12293N	
5.5L Diesel		Bosch, 80 Amp, Optional	BO	80	24	12571N	
5.5L Diesel		Bosch, 80 Amp, Standard	BO	80	24	12571N	
FL619							
5.5L Diesel	1994-85	Bosch, 24 Volt, 55 Amp	BO	55	24	12293N	
5.5L Diesel		Bosch, 80 Amp, Optional	BO	80	24	12571N	
5.5L Diesel		Bosch, 80 Amp, Standard	BO	80	24	12571N	
FL7							
6.7L Diesel	1999-91	Bosch, 55 Amp, Optional	BO	55	24	12293N	
7.0L Diesel	1999-86	Bosch, 55 Amp, Optional	BO	55	24	12293N	
FM10							
9.6L Diesel	2003-99	Bosch, 55 Amp	BO	80	24	12596N	
9.6L Diesel		Bosch, 80 Amp	BO	80	24	12596N	
9.6L Diesel.		Bosch IR/EF, 24V / 80 Amp	BO	80	24	12596N	
Various Eng.		Bosch IR/IF, 24V / 110 Amp	BO	110	24	23877N	
FM12							
12.1L Diesel	2006-98	Bosch IR/IF, 24V / 80 Amp Optional	BO	80	24	12599N	
12.1L Diesel		Bosch, 55 Amp	BO	80	24	12596N	
12.1L Diesel		Bosch, 80 Amp, Standard	BO	80	24	12596N	
12.1L Diesel.	2005-98	Bosch IR/EF, 24V / 80 Amp	BO	80	24	12596N	
12.1L Diesel.		Bosch IR/IF, 24V / 110 Amp	BO	110	24	23877N	
FM360							
12.8L Diesel	2012-05	Bosch IR/IF, 24V / 80 Amp	BO	80	24	12599N	
D13A360, 12.8L Diesel.		Bosch IR/IF, 24V / 120 Amp	BO	120	24	23868N	
D13B360, 12.8L Diesel.	2012-07	Bosch IR/IF, 24V / 120 Amp	BO	120	24	23868N	
FM400							
12.8L Diesel	2007-05	Bosch IR/IF, 24V / 80 Amp	BO	80	24	12599N	
D13A400, 12.8L Diesel.	2012-05	Bosch IR/IF, 24V / 120 Amp	BO	120	24	23868N	
D13B400, 12.8L Diesel.	2012-07	Bosch IR/IF, 24V / 120 Amp	BO	120	24	23868N	
FM440							
12.8L Diesel	2012-05	Bosch IR/IF, 24V / 80 Amp	BO	80	24	12599N	
D13A440, 12.8L Diesel.		Bosch IR/IF, 24V / 120 Amp	BO	120	24	23868N	
D13B440, 12.8L Diesel.		Bosch IR/IF, 24V / 120 Amp	BO	120	24	23868N	
FM480							
12.8L Diesel	2012-05	Bosch IR/IF, 24V / 80 Amp	BO	80	24	12599N	
D13A480, 12.8L Diesel.		Bosch IR/IF, 24V / 120 Amp	BO	120	24	23868N	
FM7							
7.3L Diesel	2003-98	Bosch, 55 Amp	BO	80	24	12596N	
7.3L Diesel		Bosch, 80 Amp	BO	80	24	12596N	
7.3L Diesel.	2001-98	Bosch IR/EF, 24V / 80 Amp	BO	80	24	12596N	
7.3L Diesel.		Bosch IR/IF, 24V / 110 Amp	BO	110	24	23877N	
FM9							
9.0L Diesel	2009-02	Bosch IR/IF, 24V / 80 Amp Optional	BO	80	24	12599N	
9.0L Diesel	2006-02	Bosch, 55 Amp	BO	80	24	12596N	
9.0L Diesel		Bosch, 80 Amp, Standard	BO	80	24	12596N	
9.0L Diesel.	2005-01	Bosch IR/EF, 24V / 80 Amp	BO	80	24	12596N	
9.0L Diesel.		Bosch IR/IF, 24V / 110 Amp	BO	110	24	23877N	
FS10							
9.6L Diesel	1995-87	Bosch, 24 Volt, 55 Amp	BO	55	24	12293N	
FS7							
6.7L Diesel	1996-91	Bosch, 24 Volt, 55 Amp	BO	55	24	12293N	
6.7L Diesel		Bosch, 80 Amp	BO	80	24	12571N	
N10							
9.6L Diesel	1988-86	Bosch, 24 Volt, 55 Amp	BO	55	24	12293N	
9.6L Diesel	1985-79	Bosch, 24 Volt, 55 Amp	BO	55	24	12293N	
9.6L Diesel	1978-73	Bosch, 24 Volt, 45 Amp	BO	45	24	12443N	

ALTERNATORS AND GENERATORS

ENGINE	YEAR	APPLICATION	Mfg	Amp	Volt	PART NO.	OPT. NO.
Volvo (Cont'd)							
N12							
12.0L Diesel	1998-86	Bosch, 24 Volt, 55 Amp	BO	55	24	12293N	
12.0L Diesel	1985-72	Bosch, 45 Amp	BO	45	24	12443N	
12.0L Diesel		Bosch, 55 Amp	BO	55	24	12293N	
N7							
6.7L Diesel	1987-86	Bosch, 24 Volt, 55 Amp	BO	55	24	12293N	
6.7L Diesel	1985-74	Bosch, 45 Amp	BO	45	24	12443N	
6.7L Diesel		Bosch, 55 Amp	BO	55	24	12293N	
NH12							
12.1L Diesel	2006-98	Bosch, 80 Amp	BO	80	24	12596N	
NL10							
10.0L Diesel	1999-89	Bosch, 24 Volt, 55 Amp	BO	55	24	12293N	
10.0L Diesel		Bosch, 45 Amp	BO	45	24	12443N	
9.6L Diesel	2001-89	Bosch, 24 Volt, 55 Amp	BO	55	24	12293N	
9.6L Diesel		Bosch, 45 Amp	BO	45	24	12443N	
9.6L Diesel		Bosch, 80 Amp	BO	80	24	12571N	
NL12							
12.0L Diesel	2001-89	Bosch, 24 Volt, 55 Amp	BO	55	24	12293N	
12.0L Diesel		Bosch, 45 Amp	BO	45	24	12443N	
12.0L Diesel		Bosch, 80 Amp	BO	80	24	12571N	
VHD Series							
Cummins ISM	2007-01	DR36SI HP, Quad Pad Mt., 170 Amp, High Temp Pkg.	DR	170	12	8614N	
Cummins ISM	2003-01	Bosch IR/IF, Repl. Unit, Quad Pad Mtg, 160 Amp	BO	160	12	12491N	12716N
Cummins ISM		Bosch IR/IF, Repl. Unit, Quad Pad Mtg, 200 Amp	BO	200	12	12716N	
Cummins ISM		Delco 22SI, Quad Pad Mt, 100 Amp	DR	145	12	8362N	12491N
Cummins ISM		Delco 22SI, Quad Pad Mt, 145 Amp	DR	145	12	8362N	12491N
Cummins ISM		DR 22SI Quad Pad Mt., 130 Amp	DR	145	12	8362N	12491N
Cummins ISM		DR 34SI, Quad Pad Mtg., 135 Amp, Remote Sense	DR	140	12	8609N	8614N
Cummins ISM		DR 34SI, Quad Pad Mtg., 135 Amp, Road Gang Pkg.	DR	140	12	8609N	8614N
Cummins ISM		DR 35SI HP, Quad Pad Mt., 140 Amp, High Temp. Pkg.	DR	140	12	8609N	8614N
Cummins ISM		DR 35SI, Quad Pad Mt, 110 Amp Std.	DR	140	12	8609N	8614N
Cummins ISM		DR 35SI, Quad Pad Mt., 135 Amp, Remote Sense	DR	140	12	8609N	8614N
Cummins ISM		DR 35SI, Quad Pad Mt., 135 Amp, Road Gang Pkg.	DR	140	12	8609N	8614N
Cummins ISM		DR 35SI, Quad Pad Mt., 135 Amp, Std.	DR	140	12	8609N	8614N
Cummins ISM		LN, 160 Amp, w/Lamp Driver Reg.	DR	170	12	8614N	
Cummins ISM		Motorola, 140 Amp, No Smart Check Reg.	LN	160	12	8410N	8410N
Cummins ISM		Motorola, 160 Amp, No Smart Check Reg.	LN	160	12	8410N	8410N
Cummins ISM		Opt. Ser. Repl. DR 24SI, Quad Pad Mt., 160 Amp	DR	160	12	8719N	
Cummins ISM		Std. DR 34SI, 110 Amp, Quad Pad Mt.	DR	140	12	8609N	8614N
Cummins ISM		Std. DR 34SI, 135 Amp, Quad Pad Mt.	DR	135	12	8096N	8614N
Cummins M11		Bosch Replacement Unit, 160 Amp, 3 Mounting Ears	BO	160	12	12490N	12715N
Cummins M11		Bosch Replacement Unit, 200 Amp	BO	200	12	12715N	
Cummins M11		DR 22SI J-180 Mt., 130 Amp, 14.1 Vset	DR	145	12	8078N	7685N
Cummins M11		DR 22SI J-180 Mt., 130-145 Amp, 14.5 Vset	DR	145	12	8078N-1	7685N
Cummins M11		DR 22SI J-180 Mt., 145 Amp, 14.1 Vset	DR	145	12	8078N	7685N
Cummins M11		DR 33SI, J-180 Mt., #10 R Term., 135 Amp, Std.	DR	135	12	8083N	8612N
Cummins M11		DR 33SI, J-180Mt., #10 R Term, 110 Amp, Std.	DR	110	12	8081N	8612N
Cummins M11		Leece Neville 2500JB, 90 Amp	LN	130	12	7612N	7613N
Cummins M11		Leece Neville 2600JB, 105 Amp	LN	130	12	7612N	7613N
Cummins M11		Leece Neville 2700JB, 130 Amp	LN	130	12	7612N	7613N
Cummins M11		Leece Neville 2805JB, 145 Amp	LN	160	12	7613N	7613N-LC
Cummins M11		Leece Neville LC Series, 160 Amp, stator activated, 239 mm Rotor OAL	LN	160	12	7613N-LC	
Cummins M11		Leece Neville, IR/EF, 160 Amp, trio activated, (235mm rotor OAL)	LN	160	12	7613N	7613N-LC
Cummins M11		Motorola 8LHA, 130 Amp, Std. Regulator	LN	160	12	8329N	
Cummins M11		Motorola 8LHA, 140 Amp, Std. Regulator	LN	160	12	8329N	
Cummins M11		Opt. Serv. Repl., DR 24SI, J180 Mt., 160 Amp	DR	160	12	8718N	
Volvo VED 12	2008-01	DR 34SI, Quad Pad Mtg., 135 Amp, Remote Sense	DR	140	12	8609N	8614N
Volvo VED 12		Std. DR 34SI, 135 Amp, Quad Pad Mt.	DR	135	12	8096N	8614N
Volvo VED 12	2007-01	Bosch IR/IF, Repl. Unit, Quad Pad Mtg, 160 Amp	BO	160	12	12491N	12716N
Volvo VED 12		Bosch IR/IF, Repl. Unit, Quad Pad Mtg, 200 Amp	BO	200	12	12716N	
Volvo VED 12		Bosch Replacement Unit, 160 Amp, 3 Mounting Ears	BO	160	12	12490N	12715N
Volvo VED 12		Bosch Replacement Unit, J-180 Mtg, 200 Amp	BO	200	12	12715N	
Volvo VED 12		Delco 22SI, Quad Pad Mt, 100 Amp	DR	145	12	8362N	12491N

ALTERNATORS

ALTERNATORS AND GENERATORS

ENGINE	YEAR	APPLICATION	Mfg	Amp	Volt	PART NO.	OPT. NO.
Volvo (Cont'd)							
VHD Series (Cont'd)							
Volvo VED 12	2007-01	Delco 22SI, Quad Pad Mt, 145 Amp	DR	145	12	8362N	12491N
Volvo VED 12		Delco 34SI, Quad Mt, 110 Amp, Std.	DR	135	12	8092N	8613N
Volvo VED 12		Delco 34SI, Quad Mt., 135 Amp	DR	135	12	8092N	8613N
Volvo VED 12		DR 22SI J-180 Mt., 130 Amp, 14.1 Vset	DR	145	12	8078N	7685N
Volvo VED 12		DR 22SI J-180 Mt., 130-145 Amp, 14.5 Vset	DR	145	12	8078N-1	7685N
Volvo VED 12		DR 22SI J-180 Mt., 145 Amp, 14.1 Vset	DR	145	12	8078N	7685N
Volvo VED 12		DR 22SI Quad Pad Mt., 130 Amp	DR	145	12	8362N	12491N
Volvo VED 12		DR 24SI, J-180 Mtg, 100 Amp	DR	100	12	8701N	
Volvo VED 12		DR 24SI, J-180 Mtg, 130 Amp	DR	160	12	8704N	
Volvo VED 12		DR 24SI, J-180 Mtg, 145 Amp	DR	160	12	8704N	
Volvo VED 12		DR 24SI, J-180 Mtg, 160 Amp	DR	160	12	8704N	
Volvo VED 12		DR 34SI, Quad Mt., 135 Amp, Remote Sense	DR	135	12	8092N	8613N
Volvo VED 12		DR 35SI Quad Mt., Repl.34SI, R Pin, 110 Amp	DR	140	12	8608N	8613N
Volvo VED 12		DR 35SI, J-180 Mtg, 110 Amp, Repl. 33SI	DR	140	12	8607N	8612N
Volvo VED 12		DR 35SI, J-180 Mtg, 135 Amp, Repl. 33SI	DR	140	12	8607N	8612N
Volvo VED 12		DR 35SI, Quad Mt., Repl.34SI, 135 Amp	DR	140	12	8608N	8613N
Volvo VED 12		DR 35SI, Quad Pad Mt, 110 Amp Std.	DR	140	12	8609N	8614N
Volvo VED 12		DR 35SI, Quad Pad Mt., 135 Amp, Remote Sense	DR	140	12	8609N	8614N
Volvo VED 12		DR 35SI, Quad Pad Mt., 135 Amp, Std.	DR	140	12	8609N	8614N
Volvo VED 12		LN (Pad Mtg.) w/Lamp Driver Reg.	DR	170	12	8614N	
Volvo VED 12		Moto (Pad Mtg.) 140 Amp, No Smart Check	LN	160	12	8410N	8410N
Volvo VED 12		Moto (Pad Mtg.) 160 Amp, No Smart Check	LN	160	12	8410N	8410N
Volvo VED 12		Motorola (J-180) 140 Amp, Std. Regulator	LN	160	12	8329N	
Volvo VED 12		Motorola 8LHA, 130 Amp, Std. Regulator	LN	160	12	8329N	
Volvo VED 12		Opt. Ser. Repl. DR 24SI, Quad Pad Mt., 160 Amp	DR	160	12	8719N	
Volvo VED 12		Opt. Serv. Repl., DR 24SI Quad Pad Mt., 145 Amp	DR	160	12	8707N	
Volvo VED 12		Opt. Serv. Repl., DR 24SI Quad Pad Mt., 160 Amp	DR	160	12	8707N	
Volvo VED 12		Opt. Serv. Repl., DR 24SI, J180 Mt., 160 Amp	DR	160	12	8718N	
Volvo VED 12		Opt. Serv. Repl., DR 24SI, Qaud Pad Mt., 130 Amp	DR	160	12	8707N	
Volvo VED 12		Std. DR 33SI, J-180 Mt.,135 Amp, w/Relay Pin	DR	135	12	8083N	8612N
Volvo VED 12		Std. DR 33SI, J-180Mt.,110 Amp, w/Relay Pin	DR	110	12	8081N	8612N
Volvo VED 12		Std. DR 34SI, 110 Amp, Quad Pad Mt.	DR	140	12	8609N	8614N
VNL Series							
Caterpillar 3406	1998-97	DR 22SI J-180 Mt., 130 Amp, 14.1 Vset	DR	145	12	8078N	7685N
Caterpillar 3406		DR 22SI J-180 Mt., 130-145 Amp, 14.5 Vset	DR	145	12	8078N-1	7685N
Caterpillar 3406		DR 22SI J-180 Mt., 145 Amp, 14.1 Vset	DR	145	12	8078N	7685N
Caterpillar 3406		Opt. Serv. Repl., DR 24SI, J180 Mt., 160 Amp	DR	160	12	8718N	
Caterpillar 3406		Std. DR 33SI, J-180 Mt.,135 Amp, w/Relay Pin	DR	135	12	8083N	8612N
Caterpillar 3406		Std. DR 33SI, J-180Mt.,110 Amp, w/Relay Pin	DR	110	12	8081N	8612N
Caterpillar 3406	1998-95	DR 26SI, 85 Amp	DR	85	12	8066N	
Caterpillar 3406	1998-94	Bosch Replacement Unit, 160 Amp, 3 Mounting Ears	BO	160	12	12490N	12715N
Caterpillar 3406		Bosch Replacement Unit, 200 Amp	BO	200	12	12715N	
Caterpillar 3406		DR 26SI, 85 Amp	DR	85	12	8066N	
Caterpillar 3406		Leece Neville 2500JB, 90 Amp	LN	130	12	7612N	7613N
Caterpillar 3406		Leece Neville 2600JB, 105 Amp	LN	130	12	7612N	7613N
Caterpillar 3406		Leece Neville 2700JB, 130 Amp	LN	130	12	7612N	7613N
Caterpillar 3406		Leece Neville 2805JB, 145 Amp	LN	160	12	7613N	7613N-LC
Caterpillar 3406		Leece Neville LC Series, 160 Amp, stator activated, 239 mm Rotor OAL	LN	160	12	7613N-LC	
Caterpillar 3406		Leece Neville, IR/EF, 160 Amp, trio activated, (235mm rotor OAL)	LN	160	12	7613N	7613N-LC
Caterpillar 3406		Motorola 8LHA, 130 Amp, Std. Regulator	LN	160	12	8329N	
Caterpillar 3406		Motorola 8LHA, 140 Amp, Std. Regulator	LN	160	12	8329N	
Caterpillar 3406	1996-95	Delco 21SI, 145 Amp, 14.5 Vset	DR	145-160	12	7685N-1	8076N
Caterpillar 3406	1996-94	30SI Delco	DR	105	12	7676N	
Caterpillar 3406		Delco 21SI, 100 Amp (1995-94)	DR	130	12	7681N	7685N
Caterpillar 3406		Delco 21SI, 130 Amp (1995-94)	DR	130	12	7681N	7685N
Caterpillar 3406		Delco 21SI, 130 Amp (1996)	DR	130	12	7681N	7685N
Caterpillar 3406		Delco 21SI, 145 Amp (1996) 14.1 Vset	DR	145-160	12	7685N	8076N
Caterpillar 3406		Delco 21SI, 145 Amp, 14.1 Vset	DR	145-160	12	7685N	8076N
Caterpillar 3406		Delco 21SI, 160 Amp (1995-94) 14.1 Vset	DR	145-160	12	7685N	8076N
Caterpillar 3406		Delco 21SI, 160 Amp, 14.5 Vset	DR	145-160	12	7685N-1	8076N
Cummins ISL	2001-97	Bosch Replacement Unit, 160 Amp, 3 Mounting Ears	BO	160	12	12490N	12715N
Cummins ISL		Bosch Replacement Unit, 200 Amp	BO	200	12	12715N	
Cummins ISL		DR 22SI J-180 Mt., 130 Amp, 14.1 Vset	DR	145	12	8078N	7685N

ALTERNATORS

ALTERNATORS AND GENERATORS

ENGINE	YEAR	APPLICATION	Mfg	Amp	Volt	PART NO.	OPT. NO.
Volvo (Cont'd)							
VNL Series (Cont'd)							
Cummins ISL	2001-97	DR 22SI J-180 Mt., 130-145 Amp, 14.5 Vset	DR	145	12	8078N-1	7685N
Cummins ISL		DR 22SI J-180 Mt., 145 Amp, 14.1 Vset	DR	145	12	8078N	7685N
Cummins ISL		DR 33SI, J-180 Mt., #10 R Term., 135 Amp, Std.	DR	135	12	8083N	8612N
Cummins ISL		DR 33SI, J-180Mt., #10 R Term, 110 Amp, Std.	DR	110	12	8081N	8612N
Cummins ISL		Leece Neville 2500JB, 90 Amp	LN	130	12	7612N	7613N
Cummins ISL		Leece Neville 2600JB, 105 Amp	LN	130	12	7612N	7613N
Cummins ISL		Leece Neville 2700JB, 130 Amp	LN	130	12	7612N	7613N
Cummins ISL		Leece Neville 2805JB, 145 Amp	LN	160	12	7613N	7613N-LC
Cummins ISL		Leece Neville LC Series, 160 Amp, stator activated, 239 mm Rotor OAL	LN	160	12	7613N-LC	
Cummins ISL		Leece Neville, IR/EF, 160 Amp, trio activated, (235mm rotor OAL)	LN	160	12	7613N	7613N-LC
Cummins ISL		Motorola 8LHA, 130 Amp, Std. Regulator	LN	160	12	8329N	
Cummins ISL		Motorola 8LHA, 140 Amp, Std. Regulator	LN	160	12	8329N	
Cummins ISL		Opt. Serv. Repl., DR 24SI, J180 Mt., 160 Amp	DR	160	12	8718N	
Cummins ISX	2008-00	DR 34SI, Quad Pad Mtg., 135 Amp, Remote Sense	DR	140	12	8609N	8614N
Cummins ISX		DR 34SI, Quad Pad Mtg., 135 Amp, Road Gang Pkg.	DR	140	12	8609N	8614N
Cummins ISX		Std. DR 34SI, 135 Amp, Quad Pad Mt.	DR	135	12	8096N	8614N
Cummins ISX	2007-00	Bosch IR/IF, Repl. Unit, Quad Pad Mtg, 160 Amp	BO	160	12	12491N	12716N
Cummins ISX		Bosch IR/IF, Repl. Unit, Quad Pad Mtg, 200 Amp	BO	200	12	12716N	
Cummins ISX		Delco 22SI, Quad Pad Mt, 100 Amp	DR	145	12	8362N	12491N
Cummins ISX		Delco 22SI, Quad Pad Mt, 145 Amp	DR	145	12	8362N	12491N
Cummins ISX		DR 22SI Quad Pad Mt., 130 Amp	DR	145	12	8362N	12491N
Cummins ISX		DR 35SI HP, Quad Pad Mt., 140 Amp, High Temp. Pkg.	DR	140	12	8609N	8614N
Cummins ISX		DR 35SI, Quad Pad Mt, 110 Amp Std.	DR	140	12	8609N	8614N
Cummins ISX		DR 35SI, Quad Pad Mt., 135 Amp, Remote Sense	DR	140	12	8609N	8614N
Cummins ISX		DR 35SI, Quad Pad Mt., 135 Amp, Road Gang Pkg.	DR	140	12	8609N	8614N
Cummins ISX		DR 35SI, Quad Pad Mt., 135 Amp, Std.	DR	140	12	8609N	8614N
Cummins ISX		LN (Repl. 34SI) w/Lamp Driver Reg.	DR	170	12	8614N	
Cummins ISX		Moto (Repl. 34SI) 140 Amp, No Smart Check	LN	160	12	8410N	8410N
Cummins ISX		Moto (Repl. 34SI) 160 Amp, No Smart Check	LN	160	12	8410N	8410N
Cummins ISX		Opt. Ser. Repl. DR 24SI, Quad Pad Mt., 160 Amp	DR	160	12	8719N	
Cummins ISX		Std. DR 34SI, 110 Amp, Quad Pad Mt.	DR	140	12	8609N	8614N
Cummins M11	2004-94	Bosch Replacement Unit, 160 Amp, 3 Mounting Ears	BO	160	12	12490N	12715N
Cummins M11		Bosch Replacement Unit, 200 Amp	BO	200	12	12715N	
Cummins M11		DR 22SI J-180 Mt., 130 Amp, 14.1 Vset	DR	145	12	8078N	7685N
Cummins M11		DR 22SI J-180 Mt., 130-145 Amp, 14.5 Vset	DR	145	12	8078N-1	7685N
Cummins M11		DR 22SI J-180 Mt., 145 Amp, 14.1 Vset	DR	145	12	8078N	7685N
Cummins M11		DR 33SI, J-180 Mt., #10 R Term., 135 Amp, Std.	DR	135	12	8083N	8612N
Cummins M11		DR 33SI, J-180Mt., #10 R Term, 110 Amp, Std.	DR	110	12	8081N	8612N
Cummins M11		Leece Neville 2500JB, 90 Amp	LN	130	12	7612N	7613N
Cummins M11		Leece Neville 2600JB, 105 Amp	LN	130	12	7612N	7613N
Cummins M11		Leece Neville 2700JB, 130 Amp	LN	130	12	7612N	7613N
Cummins M11		Leece Neville 2805JB, 145 Amp	LN	160	12	7613N	7613N-LC
Cummins M11		Leece Neville LC Series, 160 Amp, stator activated, 239 mm Rotor OAL	LN	160	12	7613N-LC	
Cummins M11		Leece Neville, IR/EF, 160 Amp, trio activated, (235mm rotor OAL)	LN	160	12	7613N	7613N-LC
Cummins M11		Motorola 8LHA, 130 Amp, Std. Regulator	LN	160	12	8329N	
Cummins M11		Motorola 8LHA, 140 Amp, Std. Regulator	LN	160	12	8329N	
Cummins M11		Opt. Serv. Repl., DR 24SI, J180 Mt., 160 Amp	DR	160	12	8718N	
Cummins N14	2003-97	Std. DR 33SI, J-180 Mt., 135 Amp, w/Relay Pin	DR	135	12	8083N	8612N
Cummins N14		Std. DR 33SI, J-180Mt., 110 Amp, w/Relay Pin	DR	110	12	8081N	8612N
Cummins N14	2003-95	DR 26SI, 85 Amp	DR	85	12	8066N	
Cummins N14	2003-94	Bosch Replacement Unit, 160 Amp, 3 Mounting Ears	BO	160	12	12490N	12715N
Cummins N14		Bosch Replacement Unit, 200 Amp	BO	200	12	12715N	
Cummins N14		DR 26SI, 85 Amp	DR	85	12	8066N	
Cummins N14		Leece Neville 2500JB, 90 Amp	LN	130	12	7612N	7613N
Cummins N14		Leece Neville 2600JB, 105 Amp	LN	130	12	7612N	7613N
Cummins N14		Leece Neville 2700JB, 130 Amp	LN	130	12	7612N	7613N
Cummins N14		Leece Neville 2805JB, 145 Amp	LN	160	12	7613N	7613N-LC
Cummins N14		Leece Neville LC Series, 160 Amp, stator activated, 239 mm Rotor OAL	LN	160	12	7613N-LC	
Cummins N14		Leece Neville, IR/EF, 160 Amp, trio activated, (235mm rotor OAL)	LN	160	12	7613N	7613N-LC
Cummins N14		Motorola 8LHA, 130 Amp, Std. Regulator	LN	160	12	8329N	

ALTERNATORS

ALTERNATORS AND GENERATORS

ENGINE	YEAR	APPLICATION	Mfg	Amp	Volt	PART NO.	OPT. NO.
Volvo (Cont'd)							
VNL Series (Cont'd)							
Cummins N14	2003-94	Motorola 8LHA, 140 Amp, Std. Regulator	LN	160	12	8329N	
Cummins N14	1996-94	30SI Delco	DR	105	12	7676N	
DD 60 Series	2003-00	DR 34SI, Quad Pad Mtg., 135 Amp, Remote Sense	DR	140	12	8609N	8614N
DD 60 Series		DR 34SI, Quad Pad Mtg., 135 Amp, Road Gang Pkg.	DR	140	12	8609N	8614N
DD 60 Series		DR 35SI HP, Quad Pad Mt., 140 Amp, High Temp. Pkg.	DR	140	12	8609N	8614N
DD 60 Series		DR 35SI, Quad Pad Mt., 110 Amp Std.	DR	140	12	8609N	8614N
DD 60 Series		DR 35SI, Quad Pad Mt., 135 Amp, Remote Sense	DR	140	12	8609N	8614N
DD 60 Series		DR 35SI, Quad Pad Mt., 135 Amp, Road Gang Pkg.	DR	140	12	8609N	8614N
DD 60 Series		DR 35SI, Quad Pad Mt., 135 Amp, Std.	DR	140	12	8609N	8614N
DD 60 Series		LN, 160 Amp, w/Lamp Driver Reg.	DR	170	12	8614N	
DD 60 Series		Std. DR 34SI, 110 Amp, Quad Pad Mt.	DR	140	12	8609N	8614N
DD 60 Series		Std. DR 34SI, 135 Amp, Quad Pad Mt.	DR	135	12	8096N	8614N
DD 60 Series	1999-97	Delco 34SI, Quad Mt., 135 Amp	DR	135	12	8092N	8613N
DD 60 Series		DR 33SI, J-180 Mt., #10 R Term., 135 Amp, Std.	DR	135	12	8083N	8612N
DD 60 Series		DR 33SI, J-180Mt., #10 R Term, 110 Amp, Std.	DR	110	12	8081N	8612N
DD 60 Series		DR 34SI Quad Mt., 110 Amp	DR	135	12	8092N	8613N
DD 60 Series		DR 35SI Quad Mt., Repl.34SI, #10 R Term, 110 Amp	DR	140	12	8608N	8613N
DD 60 Series		DR 35SI, J-180 Mt., (33SI Upgrade) 110 Amp, Std.	DR	140	12	8607N	8612N
DD 60 Series		DR 35SI, J-180 Mtg, 135 Amp, Repl. 33SI, Std.	DR	140	12	8607N	8612N
DD 60 Series		DR 35SI, Quad Mt., Repl.34SI, 135 Amp	DR	140	12	8608N	8613N
DD 60 Series	1996-94	Bosch Replacement Unit, 160 Amp, 3 Mounting Ears	BO	160	12	12490N	12715N
DD 60 Series		Bosch Replacement Unit, 200 Amp	BO	200	12	12715N	
DD 60 Series		Leece Neville 2500JB, 90 Amp	LN	130	12	7612N	7613N
DD 60 Series		Leece Neville 2600JB, 105 Amp	LN	130	12	7612N	7613N
DD 60 Series		Leece Neville 2700JB, 130 Amp	LN	130	12	7612N	7613N
DD 60 Series		Leece Neville 2805JB, 145 Amp	LN	160	12	7613N	7613N-LC
DD 60 Series		Leece Neville LC Series, 160 Amp, stator activated, 239 mm Rotor OAL	LN	160	12	7613N-LC	
DD 60 Series		Leece Neville, IR/EF, 160 Amp, trio activated, (235mm rotor OAL)	LN	160	12	7613N	7613N-LC
DD 60 Series		Motorola 8LHA, 130 Amp, Std. Regulator	LN	160	12	8329N	
DD 60 Series		Motorola 8LHA, 140 Amp, Std. Regulator	LN	160	12	8329N	
DD 60 Series	1995-94	Delco 26SI, 85 Amp, w/Relay Terminal	DR	85	12	8066N	
DD 60 Series		DR 30SI, 105 Amp, w/R Pin, w/o Transformer	DR	105	12	7940N	
DD 60 Series	1996	DR 26SI, 85 Amp	DR	85	12	8066N	
DD 60 Series		Std. DR 33SI, J-180 Mt., 135 Amp, w/Relay Pin	DR	135	12	8083N	8612N
Volvo D16	2008-05	DR 34SI, Quad Pad Mtg., 135 Amp, Remote Sense	DR	140	12	8609N	8614N
Volvo D16		DR 34SI, Quad Pad Mtg., 135 Amp, Road Gang Pkg.	DR	140	12	8609N	8614N
Volvo D16		Std. DR 34SI, 135 Amp, Quad Pad Mt.	DR	135	12	8096N	8614N
Volvo D16	2007-05	DR 35SI HP, Quad Pad Mt., 140 Amp, High Temp. Pkg.	DR	140	12	8609N	8614N
Volvo D16		DR 35SI, Quad Pad Mt., 110 Amp Std.	DR	140	12	8609N	8614N
Volvo D16		DR 35SI, Quad Pad Mt., 135 Amp, Remote Sense	DR	140	12	8609N	8614N
Volvo D16		DR 35SI, Quad Pad Mt., 135 Amp, Road Gang Pkg.	DR	140	12	8609N	8614N
Volvo D16		DR 35SI, Quad Pad Mt., 135 Amp, Std.	DR	140	12	8609N	8614N
Volvo D16		Std. DR 34SI, 110 Amp, Quad Pad Mt.	DR	140	12	8609N	8614N
VNM Series							
Cummins ISM	2007-97	DR36SI HP,Quad Pad Mt., 170 Amp, High Temp Pkg.	DR	170	12	8614N	
Cummins ISM	2003-97	Bosch IR/IF, Repl. Unit, Quad Pad Mtg, 160 Amp	BO	160	12	12491N	12716N
Cummins ISM		Bosch IR/IF, Repl. Unit, Quad Pad Mtg, 200 Amp	BO	200	12	12716N	
Cummins ISM		Delco 22SI, Quad Pad Mt, 100 Amp	DR	145	12	8362N	12491N
Cummins ISM		Delco 22SI, Quad Pad Mt, 145 Amp	DR	145	12	8362N	12491N
Cummins ISM		DR 22SI Quad Pad Mt., 130 Amp	DR	145	12	8362N	12491N
Cummins ISM		DR 34SI, Quad Pad Mtg., 135 Amp, Remote Sense	DR	140	12	8609N	8614N
Cummins ISM		DR 34SI, Quad Pad Mtg., 135 Amp, Road Gang Pkg.	DR	140	12	8609N	8614N
Cummins ISM		DR 35SI HP, Quad Pad Mt., 140 Amp, High Temp. Pkg.	DR	140	12	8609N	8614N
Cummins ISM		DR 35SI, Quad Pad Mt., 110 Amp Std.	DR	140	12	8609N	8614N
Cummins ISM		DR 35SI, Quad Pad Mt., 135 Amp, Remote Sense	DR	140	12	8609N	8614N
Cummins ISM		DR 35SI, Quad Pad Mt., 135 Amp, Road Gang Pkg.	DR	140	12	8609N	8614N
Cummins ISM		DR 35SI, Quad Pad Mt., 135 Amp, Std.	DR	140	12	8609N	8614N
Cummins ISM		LN, 160 Amp, w/Lamp Driver Reg.	DR	170	12	8614N	
Cummins ISM		Motorola, 140 Amp, No Smart Check Reg.	LN	160	12	8410N	8410N
Cummins ISM		Motorola, 160 Amp, No Smart Check Reg.	LN	160	12	8410N	8410N
Cummins ISM		Opt. Ser. Repl. DR 24SI, Quad Pad Mt., 160 Amp	DR	160	12	8719N	
Cummins ISM		Std. DR 34SI, 110 Amp, Quad Pad Mt.	DR	140	12	8609N	8614N
Cummins ISM		Std. DR 34SI, 135 Amp, Quad Pad Mt.	DR	135	12	8096N	8614N

ALTERNATORS AND GENERATORS

ENGINE	YEAR	APPLICATION	Mfg	Amp	Volt	PART NO.	OPT. NO.
Volvo (Cont'd)							
VNM Series (Cont'd)							
Cummins M11	2003-97	Bosch Replacement Unit, 160 Amp, 3 Mounting Ears	BO	160	12	12490N	12715N
Cummins M11		Bosch Replacement Unit, 200 Amp	BO	200	12	12715N	
Cummins M11		DR 22SI J-180 Mt., 130 Amp, 14.1 Vset	DR	145	12	8078N	7685N
Cummins M11		DR 22SI J-180 Mt., 130-145 Amp, 14.5 Vset	DR	145	12	8078N-1	7685N
Cummins M11		DR 22SI J-180 Mt., 145 Amp, 14.1 Vset	DR	145	12	8078N	7685N
Cummins M11		DR 33SI, J-180 Mt., #10 R Term., 135 Amp, Std.	DR	135	12	8083N	8612N
Cummins M11		DR 33SI, J-180Mt., #10 R Term, 110 Amp, Std.	DR	110	12	8081N	8612N
Cummins M11		Leece Neville 2500JB, 90 Amp	LN	130	12	7612N	7613N
Cummins M11		Leece Neville 2600JB, 105 Amp	LN	130	12	7612N	7613N
Cummins M11		Leece Neville 2700JB, 130 Amp	LN	130	12	7612N	7613N
Cummins M11		Leece Neville 2805JB, 145 Amp	LN	160	12	7613N	7613N-LC
Cummins M11		Leece Neville LC Series, 160 Amp, stator activated, 239 mm Rotor OAL	LN	160	12	7613N-LC	
Cummins M11		Leece Neville, IR/EF, 160 Amp, trio activated, (235mm rotor OAL)	LN	160	12	7613N	7613N-LC
Cummins M11		Motorola 8LHA, 130 Amp, Std. Regulator	LN	160	12	8329N	
Cummins M11		Motorola 8LHA, 140 Amp, Std. Regulator	LN	160	12	8329N	
Cummins M11		Opt. Serv. Repl., DR 24SI, J180 Mt., 160 Amp	DR	160	12	8718N	
Cummins N14		Bosch Replacement Unit, 160 Amp, 3 Mounting Ears	BO	160	12	12490N	12715N
Cummins N14		Bosch Replacement Unit, 200 Amp	BO	200	12	12715N	
Cummins N14		DR 26SI, 85 Amp	DR	85	12	8066N	
Cummins N14		Leece Neville 2500JB, 90 Amp	LN	130	12	7612N	7613N
Cummins N14	Leece Neville 2600JB, 105 Amp	LN	130	12	7612N	7613N	
Cummins N14	Leece Neville 2700JB, 130 Amp	LN	130	12	7612N	7613N	
Cummins N14	Leece Neville 2805JB, 145 Amp	LN	160	12	7613N	7613N-LC	
Cummins N14	Leece Neville LC Series, 160 Amp, stator activated, 239 mm Rotor OAL	LN	160	12	7613N-LC		
Cummins N14	Leece Neville, IR/EF, 160 Amp, trio activated, (235mm rotor OAL)	LN	160	12	7613N	7613N-LC	
Cummins N14	Motorola 8LHA, 130 Amp, Std. Regulator	LN	160	12	8329N		
Cummins N14	Motorola 8LHA, 140 Amp, Std. Regulator	LN	160	12	8329N		
Cummins N14	Std. DR 33SI, J-180 Mt., 135 Amp, w/Relay Pin	DR	135	12	8083N	8612N	
Cummins N14	Std. DR 33SI, J-180Mt., 110 Amp, w/Relay Pin	DR	110	12	8081N	8612N	
DD 60 Series	2003-00	DR 34SI, Quad Pad Mtg., 135 Amp, Remote Sense	DR	140	12	8609N	8614N
DD 60 Series		DR 34SI, Quad Pad Mtg., 135 Amp, Road Gang Pkg.	DR	140	12	8609N	8614N
DD 60 Series		DR 35SI HP, Quad Pad Mt., 140 Amp, High Temp. Pkg.	DR	140	12	8609N	8614N
DD 60 Series		DR 35SI, Quad Pad Mt, 110 Amp Std.	DR	140	12	8609N	8614N
DD 60 Series		DR 35SI, Quad Pad Mt., 135 Amp, Remote Sense	DR	140	12	8609N	8614N
DD 60 Series		DR 35SI, Quad Pad Mt., 135 Amp, Road Gang Pkg.	DR	140	12	8609N	8614N
DD 60 Series		DR 35SI, Quad Pad Mt., 135 Amp, Std.	DR	140	12	8609N	8614N
DD 60 Series		LN, 160 Amp, w/Lamp Driver Reg.	DR	170	12	8614N	
DD 60 Series		Std. DR 34SI, 110 Amp, Quad Pad Mt.	DR	140	12	8609N	8614N
DD 60 Series		Std. DR 34SI, 135 Amp, Quad Pad Mt.	DR	135	12	8096N	8614N
DD 60 Series		Delco 34SI, Quad Mt., 135 Amp	DR	135	12	8092N	8613N
DD 60 Series		DR 33SI, J-180 Mt., #10 R Term., 135 Amp, Std.	DR	135	12	8083N	8612N
DD 60 Series		DR 33SI, J-180Mt., #10 R Term, 110 Amp, Std.	DR	110	12	8081N	8612N
DD 60 Series		DR 34SI Quad Mt., 110 Amp	DR	135	12	8092N	8613N
DD 60 Series		DR 35SI Quad Mt., Repl.34SI, #10 R Term, 110 Amp	DR	140	12	8608N	8613N
DD 60 Series		DR 35SI, J-180 Mt., (33SI Upgrade) 110 Amp, Std.	DR	140	12	8607N	8612N
DD 60 Series	DR 35SI, J-180 Mtg, 135 Amp, Repl. 33SI, Std.	DR	140	12	8607N	8612N	
DD 60 Series	DR 35SI, Quad Mt., Repl.34SI, 135 Amp	DR	140	12	8608N	8613N	
Volvo VED 12	2008-01	DR 34SI, Quad Pad Mtg., 135 Amp, Remote Sense	DR	140	12	8609N	8614N
Volvo VED 12		DR 34SI, Quad Pad Mtg., 135 Amp, Road Gang Pkg.	DR	140	12	8609N	8614N
Volvo VED 12		Std. DR 34SI, 135 Amp, Quad Pad Mt.	DR	135	12	8096N	8614N
Volvo VED 12	2007-01	Bosch IR/IF, Repl. Unit, Quad Pad Mtg, 160 Amp	BO	160	12	12491N	12716N
Volvo VED 12		Bosch IR/IF, Repl. Unit, Quad Pad Mtg, 200 Amp	BO	200	12	12716N	
Volvo VED 12		Bosch Replacement Unit, 160 Amp, 3 Mounting Ears	BO	160	12	12490N	12715N
Volvo VED 12		Bosch Replacement Unit, J-180 Mtg, 200 Amp	BO	200	12	12715N	
Volvo VED 12		Delco 22SI, Quad Pad Mt, 100 Amp	DR	145	12	8362N	12491N
Volvo VED 12		Delco 22SI, Quad Pad Mt, 145 Amp	DR	145	12	8362N	12491N
Volvo VED 12		Delco 34SI, Quad Mt, 110 Amp, Std.	DR	135	12	8092N	8613N
Volvo VED 12		Delco 34SI, Quad Mt., 135 Amp	DR	135	12	8092N	8613N
Volvo VED 12		DR 22SI J-180 Mt., 130 Amp, 14.1 Vset	DR	145	12	8078N	7685N
Volvo VED 12		DR 22SI J-180 Mt., 130-145 Amp, 14.5 Vset	DR	145	12	8078N-1	7685N
Volvo VED 12		DR 22SI J-180 Mt., 145 Amp, 14.1 Vset	DR	145	12	8078N	7685N
Volvo VED 12		DR 22SI Quad Pad Mt., 130 Amp	DR	145	12	8362N	12491N

ALTERNATORS

ALTERNATORS AND GENERATORS

ENGINE	YEAR	APPLICATION	Mfg	Amp	Volt	PART NO.	OPT. NO.
Volvo (Cont'd)							
VNM Series (Cont'd)							
Volvo VED 12	2007-01	DR 24SI, J-180 Mtg, 100 Amp	DR	100	12	8701N	
Volvo VED 12		DR 24SI, J-180 Mtg, 130 Amp	DR	160	12	8704N	
Volvo VED 12		DR 24SI, J-180 Mtg, 145 Amp	DR	160	12	8704N	
Volvo VED 12		DR 24SI, J-180 Mtg, 160 Amp	DR	160	12	8704N	
Volvo VED 12		DR 34SI, Quad Mt., 135 Amp, Remote Sense	DR	135	12	8092N	8613N
Volvo VED 12		DR 35SI Quad Mt., Repl.34SI, R Pin, 110 Amp	DR	140	12	8608N	8613N
Volvo VED 12		DR 35SI, J-180 Mtg, 110 Amp, Repl. 33SI	DR	140	12	8607N	8612N
Volvo VED 12		DR 35SI, J-180 Mtg, 135 Amp, Repl. 33SI	DR	140	12	8607N	8612N
Volvo VED 12		DR 35SI, Quad Mt., Repl.34SI, 135 Amp	DR	140	12	8608N	8613N
Volvo VED 12		DR 35SI, Quad Pad Mt, 110 Amp Std.	DR	140	12	8609N	8614N
Volvo VED 12		DR 35SI, Quad Pad Mt., 135 Amp, Remote Sense	DR	140	12	8609N	8614N
Volvo VED 12		DR 35SI, Quad Pad Mt., 135 Amp, Std.	DR	140	12	8609N	8614N
Volvo VED 12		LN (Pad Mtg.) w/Lamp Driver Reg.	DR	170	12	8614N	
Volvo VED 12		Moto (Pad Mtg.) 140 Amp, No Smart Check	LN	160	12	8410N	8410N
Volvo VED 12		Moto (Pad Mtg.) 160 Amp, No Smart Check	LN	160	12	8410N	8410N
Volvo VED 12		Motorola (J-180) 130 Amp, Std. Regulator	LN	160	12	8329N	
Volvo VED 12		Motorola (J-180) 140 Amp, Std. Regulator	LN	160	12	8329N	
Volvo VED 12		Motorola 8LHA, 130 Amp, Std. Regulator	LN	160	12	8329N	
Volvo VED 12		Opt. Ser. Repl. DR 24SI, Quad Pad Mt., 160 Amp	DR	160	12	8719N	
Volvo VED 12		Opt. Serv. Repl., DR 24SI Quad Pad Mt., 145 Amp	DR	160	12	8707N	
Volvo VED 12		Opt. Serv. Repl., DR 24SI Quad Pad Mt., 160 Amp	DR	160	12	8707N	
Volvo VED 12		Opt. Serv. Repl., DR 24SI, J180 Mt., 160 Amp	DR	160	12	8718N	
Volvo VED 12		Opt. Serv. Repl., DR 24SI, Quad Pad Mt., 130 Amp	DR	160	12	8707N	
Volvo VED 12		Std. DR 33SI, J-180 Mt.,135 Amp, w/Relay Pin	DR	135	12	8083N	8612N
Volvo VED 12		Std. DR 33SI, J-180Mt.,110 Amp, w/Relay Pin	DR	110	12	8081N	8612N
Volvo VED 12		Std. DR 34SI, 110 Amp, Quad Pad Mt.	DR	140	12	8609N	8614N
VT Series							
Cummins ISX	2008-04	DR 34SI, Quad Pad Mtg., 135 Amp, Remote Sense	DR	140	12	8609N	8614N
Cummins ISX		DR 34SI, Quad Pad Mtg., 135 Amp, Road Gang Pkg.	DR	140	12	8609N	8614N
Cummins ISX		Std. DR 34SI, 135 Amp, Quad Pad Mt.	DR	135	12	8096N	8614N
Cummins ISX	2007-04	Bosch IR/IF, Repl. Unit, Quad Pad Mtg, 160 Amp	BO	160	12	12491N	12716N
Cummins ISX		Bosch IR/IF, Repl. Unit, Quad Pad Mtg, 200 Amp	BO	200	12	12716N	
Cummins ISX		Delco 22SI, Quad Pad Mt, 100 Amp	DR	145	12	8362N	12491N
Cummins ISX		Delco 22SI, Quad Pad Mt, 145 Amp	DR	145	12	8362N	12491N
Cummins ISX		DR 22SI Quad Pad Mt., 130 Amp	DR	145	12	8362N	12491N
Cummins ISX		DR 35SI HP, Quad Pad Mt., 140 Amp, High Temp. Pkg.	DR	140	12	8609N	8614N
Cummins ISX		DR 35SI, Quad Pad Mt, 110 Amp Std.	DR	140	12	8609N	8614N
Cummins ISX		DR 35SI, Quad Pad Mt., 135 Amp, Remote Sense	DR	140	12	8609N	8614N
Cummins ISX		DR 35SI, Quad Pad Mt., 135 Amp, Road Gang Pkg.	DR	140	12	8609N	8614N
Cummins ISX		DR 35SI, Quad Pad Mt., 135 Amp, Std.	DR	140	12	8609N	8614N
Cummins ISX		LN (Repl. 34SI) w/Lamp Driver Reg.	DR	170	12	8614N	
Cummins ISX		Moto (Repl. 34SI) 140 Amp, No Smart Check	LN	160	12	8410N	8410N
Cummins ISX		Moto (Repl. 34SI) 160 Amp, No Smart Check	LN	160	12	8410N	8410N
Cummins ISX		Opt. Ser. Repl. DR 24SI, Quad Pad Mt., 160 Amp	DR	160	12	8719N	
Cummins ISX		Std. DR 34SI, 110 Amp, Quad Pad Mt.	DR	140	12	8609N	8614N
Volvo D16	2008-05	DR 34SI, Quad Pad Mtg., 135 Amp, Remote Sense	DR	140	12	8609N	8614N
Volvo D16		DR 34SI, Quad Pad Mtg., 135 Amp, Road Gang Pkg.	DR	140	12	8609N	8614N
Volvo D16		Std. DR 34SI, 135 Amp, Quad Pad Mt.	DR	135	12	8096N	8614N
Volvo D16	2007-05	DR 35SI HP, Quad Pad Mt., 140 Amp, High Temp. Pkg.	DR	140	12	8609N	8614N
Volvo D16		DR 35SI, Quad Pad Mt, 110 Amp Std.	DR	140	12	8609N	8614N
Volvo D16		DR 35SI, Quad Pad Mt., 135 Amp, Remote Sense	DR	140	12	8609N	8614N
Volvo D16		DR 35SI, Quad Pad Mt., 135 Amp, Road Gang Pkg.	DR	140	12	8609N	8614N
Volvo D16		DR 35SI, Quad Pad Mt., 135 Amp, Std.	DR	140	12	8609N	8614N
Volvo D16		Std. DR 34SI, 110 Amp, Quad Pad Mt.	DR	140	12	8609N	8614N
WA / WC / WG / WH / WI / WX Series							
Caterpillar 3306	2000-97	DR 22SI J-180 Mt., 130 Amp, 14.1 Vset	DR	145	12	8078N	7685N
Caterpillar 3306		DR 22SI J-180 Mt., 130-145 Amp, 14.5 Vset	DR	145	12	8078N-1	7685N
Caterpillar 3306		DR 22SI J-180 Mt., 145 Amp, 14.1 Vset	DR	145	12	8078N	7685N
Caterpillar 3306		Opt. Serv. Repl., DR 24SI, J180 Mt., 160 Amp	DR	160	12	8718N	
Caterpillar 3306		Std. DR 33SI, J-180 Mt.,135 Amp, w/Relay Pin	DR	135	12	8083N	8612N
Caterpillar 3306		Std. DR 33SI, J-180Mt.,110 Amp, w/Relay Pin	DR	110	12	8081N	8612N
Caterpillar 3306	2000-95	DR 26SI, 85 Amp	DR	85	12	8066N	
Caterpillar 3306	2000-94	Bosch Replacement Unit, 160 Amp, 3 Mounting Ears	BO	160	12	12490N	12715N
Caterpillar 3306		Bosch Replacement Unit, 200 Amp	BO	200	12	12715N	
Caterpillar 3306		DR 26SI, 85 Amp	DR	85	12	8066N	

ALTERNATORS AND GENERATORS

ENGINE	YEAR	APPLICATION	Mfg	Amp	Volt	PART NO.	OPT. NO.
Volvo (Cont'd)							
WA / WC / WG / WH / WI / WX Series (Cont'd)							
Caterpillar 3306	2000-94	Leece Neville 2500JB, 90 Amp	LN	130	12	7612N	7613N
Caterpillar 3306		Leece Neville 2600JB, 105 Amp	LN	130	12	7612N	7613N
Caterpillar 3306		Leece Neville 2700JB, 130 Amp	LN	130	12	7612N	7613N
Caterpillar 3306		Leece Neville 2805JB, 145 Amp	LN	160	12	7613N	7613N-LC
Caterpillar 3306		Leece Neville LC Series, 160 Amp, stator activated, 239 mm Rotor OAL	LN	160	12	7613N-LC	
Caterpillar 3306		Leece Neville, IR/EF, 160 Amp, trio activated, (235mm rotor OAL)	LN	160	12	7613N	7613N-LC
Caterpillar 3306		Motorola 8LHA, 130 Amp, Std. Regulator	LN	160	12	8329N	
Caterpillar 3306		Motorola 8LHA, 140 Amp, Std. Regulator	LN	160	12	8329N	
Caterpillar 3306	1996-94	30SI Delco	DR	105	12	7676N	
Caterpillar 3306		Delco 21SI, 100 Amp (1995-94)	DR	130	12	7681N	7685N
Caterpillar 3306		Delco 21SI, 130 Amp (1995-94)	DR	130	12	7681N	7685N
Caterpillar 3306		Delco 21SI, 130 Amp (1996)	DR	130	12	7681N	7685N
Caterpillar 3306		Delco 21SI, 145 Amp (1996) 14.1 Vset	DR	145-160	12	7685N	8076N
Caterpillar 3306		Delco 21SI, 145 Amp, 14.1 Vset	DR	145-160	12	7685N	8076N
Caterpillar 3306		Delco 21SI, 145 Amp, 14.5 Vset	DR	145-160	12	7685N-1	8076N
Caterpillar 3306		Delco 21SI, 160 Amp (1995-94) 14.1 Vset	DR	145-160	12	7685N	8076N
Caterpillar 3306		Delco 21SI, 160 Amp, 14.5 Vset	DR	145-160	12	7685N-1	8076N
Cummins ISM	2001-97	Bosch IR/IF, Repl. Unit, Quad Pad Mtg, 160 Amp	BO	160	12	12491N	12716N
Cummins ISM		Bosch IR/IF, Repl. Unit, Quad Pad Mtg, 200 Amp	BO	200	12	12716N	
Cummins ISM		Delco 22SI, Quad Pad Mt, 100 Amp	DR	145	12	8362N	12491N
Cummins ISM		Delco 22SI, Quad Pad Mt, 145 Amp	DR	145	12	8362N	12491N
Cummins ISM		DR 22SI Quad Pad Mt., 130 Amp	DR	145	12	8362N	12491N
Cummins ISM		DR 34SI, Quad Pad Mtg., 135 Amp, Remote Sense	DR	140	12	8609N	8614N
Cummins ISM		DR 34SI, Quad Pad Mtg., 135 Amp, Road Gang Pkg.	DR	140	12	8609N	8614N
Cummins ISM		DR 35SI HP, Quad Pad Mt., 140 Amp, High Temp. Pkg.	DR	140	12	8609N	8614N
Cummins ISM		DR 35SI, Quad Pad Mt, 110 Amp Std.	DR	140	12	8609N	8614N
Cummins ISM		DR 35SI, Quad Pad Mt., 135 Amp, Remote Sense	DR	140	12	8609N	8614N
Cummins ISM		DR 35SI, Quad Pad Mt., 135 Amp, Road Gang Pkg.	DR	140	12	8609N	8614N
Cummins ISM		DR 35SI, Quad Pad Mt., 135 Amp, Std.	DR	140	12	8609N	8614N
Cummins ISM		DR36SI HP,Quad Pad Mt., 170 Amp, High Temp Pkg.	DR	170	12	8614N	
Cummins ISM		LN, 160 Amp, w/Lamp Driver Reg.	DR	170	12	8614N	
Cummins ISM		Motorola, 140 Amp, No Smart Check Reg.	LN	160	12	8410N	8410N
Cummins ISM		Motorola, 160 Amp, No Smart Check Reg.	LN	160	12	8410N	8410N
Cummins ISM		Opt. Ser. Repl. DR 24SI, Quad Pad Mt., 160 Amp	DR	160	12	8719N	
Cummins ISM		Std. DR 34SI, 110 Amp, Quad Pad Mt.	DR	140	12	8609N	8614N
Cummins ISM		Std. DR 34SI, 135 Amp, Quad Pad Mt.	DR	135	12	8096N	8614N
Cummins L-10	1998-97	DR 22SI J-180 Mt., 130 Amp, 14.1 Vset	DR	145	12	8078N	7685N
Cummins L-10		DR 22SI J-180 Mt., 130-145 Amp, 14.5 Vset	DR	145	12	8078N-1	7685N
Cummins L-10		DR 22SI J-180 Mt., 145 Amp, 14.1 Vset	DR	145	12	8078N	7685N
Cummins L-10		Opt. Serv. Repl., DR 24SI, J180 Mt., 160 Amp	DR	160	12	8718N	
Cummins L-10		Std. DR 33SI, J-180 Mt., 135 Amp, w/Relay Pin	DR	135	12	8083N	8612N
Cummins L-10		Std. DR 33SI, J-180Mt.,110 Amp, w/Relay Pin	DR	110	12	8081N	8612N
Cummins L-10	1998-95	DR 26SI, 85 Amp	DR	85	12	8066N	
Cummins L-10	1998-94	DR 26SI, 85 Amp	DR	85	12	8066N	
Cummins L-10	1998-90	Bosch Replacement Unit, 160 Amp, 3 Mounting Ears	BO	160	12	12490N	12715N
Cummins L-10		Bosch Replacement Unit, 200 Amp	BO	200	12	12715N	
Cummins L-10		Leece Neville 2500JB, 90 Amp	LN	130	12	7612N	7613N
Cummins L-10		Leece Neville 2600JB, 105 Amp	LN	130	12	7612N	7613N
Cummins L-10		Leece Neville 2700JB, 130 Amp	LN	130	12	7612N	7613N
Cummins L-10		Leece Neville 2805JB, 145 Amp	LN	160	12	7613N	7613N-LC
Cummins L-10		Leece Neville LC Series, 160 Amp, stator activated, 239 mm Rotor OAL	LN	160	12	7613N-LC	
Cummins L-10		Leece Neville, IR/EF, 160 Amp, trio activated, (235mm rotor OAL)	LN	160	12	7613N	7613N-LC
Cummins L-10		Motorola 8LHA, 130 Amp, Std. Regulator	LN	160	12	8329N	
Cummins L-10		Motorola 8LHA, 140 Amp, Std. Regulator	LN	160	12	8329N	
Cummins L-10	1996-90	30SI Delco	DR	105	12	7676N	
Cummins L-10		Delco 21SI, 100 Amp (1995-90)	DR	130	12	7681N	7685N
Cummins L-10		Delco 21SI, 130 Amp (1995-90)	DR	130	12	7681N	7685N
Cummins L-10		Delco 21SI, 130 Amp (1996)	DR	130	12	7681N	7685N
Cummins L-10		Delco 21SI, 145 Amp (1996) 14.1 Vset	DR	145-160	12	7685N	8076N
Cummins L-10		Delco 21SI, 145 Amp, 14.1 Vset	DR	145-160	12	7685N	8076N
Cummins L-10		Delco 21SI, 145 Amp, 14.5 Vset	DR	145-160	12	7685N-1	8076N
Cummins L-10		Delco 21SI, 160 Amp (1995-90) 14.1 Vset	DR	145-160	12	7685N	8076N

ALTERNATORS

ALTERNATORS AND GENERATORS

ENGINE	YEAR	APPLICATION	Mfg	Amp	Volt	PART NO.	OPT. NO.
Volvo (Cont'd)							
WA / WC / WG / WH / WI / WX Series (Cont'd)							
Cummins L-10	1996-90	Delco 21SI, 160 Amp, 14.5 Vset	DR	145-160	12	7685N-1	8076N
Cummins L-10		Delco 25SI Alternator (1993-90)	DR	85	12	8066N	
Cummins M11	2001-97	DR 22SI J-180 Mt., 130 Amp, 14.1 Vset	DR	145	12	8078N	7685N
Cummins M11		DR 22SI J-180 Mt., 130-145 Amp, 14.5 Vset	DR	145	12	8078N-1	7685N
Cummins M11		DR 22SI J-180 Mt., 145 Amp, 14.1 Vset	DR	145	12	8078N	7685N
Cummins M11		Opt. Serv. Repl., DR 24SI, J180 Mt., 160 Amp	DR	160	12	8718N	
Cummins M11		Std. DR 33SI, J-180 Mt., 135 Amp, w/Relay Pin	DR	135	12	8083N	8612N
Cummins M11		Std. DR 33SI, J-180Mt., 110 Amp, w/Relay Pin	DR	110	12	8081N	8612N
Cummins M11	2001-94	Bosch Replacement Unit, 160 Amp, 3 Mounting Ears	BO	160	12	12490N	12715N
Cummins M11		Bosch Replacement Unit, 200 Amp	BO	200	12	12715N	
Cummins M11		DR 26SI, 85 Amp	DR	85	12	8066N	
Cummins M11		Leece Neville 2500JB, 90 Amp	LN	130	12	7612N	7613N
Cummins M11		Leece Neville 2600JB, 105 Amp	LN	130	12	7612N	7613N
Cummins M11		Leece Neville 2700JB, 130 Amp	LN	130	12	7612N	7613N
Cummins M11		Leece Neville 2805JB, 145 Amp	LN	160	12	7613N	7613N-LC
Cummins M11		Leece Neville LC Series, 160 Amp, stator activated, 239 mm Rotor OAL	LN	160	12	7613N-LC	
Cummins M11		Leece Neville, IR/EF, 160 Amp, trio activated, (235mm rotor OAL)	LN	160	12	7613N	7613N-LC
Cummins M11		Motorola 8LHA, 130 Amp, Std. Regulator	LN	160	12	8329N	
Cummins M11		Motorola 8LHA, 140 Amp, Std. Regulator	LN	160	12	8329N	
Cummins M11	1996-94	30SI Delco	DR	105	12	7676N	
Cummins M11		Delco 21SI, 100 Amp (1995-94)	DR	130	12	7681N	7685N
Cummins M11		Delco 21SI, 130 Amp (1995-94)	DR	130	12	7681N	7685N
Cummins M11		Delco 21SI, 130 Amp (1996)	DR	130	12	7681N	7685N
Cummins M11		Delco 21SI, 145 Amp (1996) 14.1 Vset	DR	145-160	12	7685N	8076N
Cummins M11		Delco 21SI, 145 Amp, 14.1 Vset	DR	145-160	12	7685N	8076N
Cummins M11		Delco 21SI, 145 Amp, 14.5 Vset	DR	145-160	12	7685N-1	8076N
Cummins M11		Delco 21SI, 160 Amp (1995-94) 14.1 Vset	DR	145-160	12	7685N	8076N
Cummins M11		Delco 21SI, 160 Amp, 14.5 Vset	DR	145-160	12	7685N-1	8076N
Cummins N14	2000-97	DR 22SI J-180 Mt., 130 Amp, 14.1 Vset	DR	145	12	8078N	7685N
Cummins N14		DR 22SI J-180 Mt., 130-145 Amp, 14.5 Vset	DR	145	12	8078N-1	7685N
Cummins N14		DR 22SI J-180 Mt., 145 Amp, 14.1 Vset	DR	145	12	8078N	7685N
Cummins N14		Opt. Serv. Repl., DR 24SI, J180 Mt., 160 Amp	DR	160	12	8718N	
Cummins N14		Std. DR 33SI, J-180 Mt., 135 Amp, w/Relay Pin	DR	135	12	8083N	8612N
Cummins N14		Std. DR 33SI, J-180Mt., 110 Amp, w/Relay Pin	DR	110	12	8081N	8612N
Cummins N14	2000-94	Bosch Replacement Unit, 160 Amp, 3 Mounting Ears	BO	160	12	12490N	12715N
Cummins N14		Bosch Replacement Unit, 200 Amp	BO	200	12	12715N	
Cummins N14		DR 26SI, 85 Amp	DR	85	12	8066N	
Cummins N14		Leece Neville 2500JB, 90 Amp	LN	130	12	7612N	7613N
Cummins N14		Leece Neville 2600JB, 105 Amp	LN	130	12	7612N	7613N
Cummins N14		Leece Neville 2700JB, 130 Amp	LN	130	12	7612N	7613N
Cummins N14		Leece Neville 2805JB, 145 Amp	LN	160	12	7613N	7613N-LC
Cummins N14		Leece Neville LC Series, 160 Amp, stator activated, 239 mm Rotor OAL	LN	160	12	7613N-LC	
Cummins N14		Leece Neville, IR/EF, 160 Amp, trio activated, (235mm rotor OAL)	LN	160	12	7613N	7613N-LC
Cummins N14		Motorola 8LHA, 130 Amp, Std. Regulator	LN	160	12	8329N	
Cummins N14		Motorola 8LHA, 140 Amp, Std. Regulator	LN	160	12	8329N	
Cummins N14	1996-94	30SI Delco	DR	105	12	7676N	
Cummins N14		Delco 21SI, 100 Amp (1995-94)	DR	130	12	7681N	7685N
Cummins N14		Delco 21SI, 130 Amp (1995-94)	DR	130	12	7681N	7685N
Cummins N14		Delco 21SI, 130 Amp (1996)	DR	130	12	7681N	7685N
Cummins N14		Delco 21SI, 145 Amp (1996) 14.1 Vset	DR	145-160	12	7685N	8076N
Cummins N14		Delco 21SI, 145 Amp, 14.1 Vset	DR	145-160	12	7685N	8076N
Cummins N14		Delco 21SI, 145 Amp, 14.5 Vset	DR	145-160	12	7685N-1	8076N
Cummins N14		Delco 21SI, 160 Amp (1995-94) 14.1 Vset	DR	145-160	12	7685N	8076N
Cummins N14		Delco 21SI, 160 Amp, 14.5 Vset	DR	145-160	12	7685N-1	8076N
DD 60 Series	2003-00	DR 34SI, Quad Pad Mtg., 135 Amp, Remote Sense	DR	140	12	8609N	8614N
DD 60 Series		DR 34SI, Quad Pad Mtg., 135 Amp, Road Gang Pkg.	DR	140	12	8609N	8614N
DD 60 Series		DR 35SI HP, Quad Pad Mt., 140 Amp, High Temp. Pkg.	DR	140	12	8609N	8614N
DD 60 Series		DR 35SI, Quad Pad Mt., 110 Amp Std.	DR	140	12	8609N	8614N
DD 60 Series		DR 35SI, Quad Pad Mt., 135 Amp, Remote Sense	DR	140	12	8609N	8614N
DD 60 Series		DR 35SI, Quad Pad Mt., 135 Amp, Road Gang Pkg.	DR	140	12	8609N	8614N
DD 60 Series		DR 35SI, Quad Pad Mt., 135 Amp, Std.	DR	140	12	8609N	8614N
DD 60 Series		LN, 160 Amp, w/Lamp Driver Reg.	DR	170	12	8614N	

ALTERNATORS AND GENERATORS

ENGINE	YEAR	APPLICATION	Mfg	Amp	Volt	PART NO.	OPT. NO.
Volvo (Cont'd)							
WA / WC / WG / WH / WI / WX Series (Cont'd)							
DD 60 Series	2003-00	Std. DR 34SI, 110 Amp, Quad Pad Mt.	DR	140	12	8609N	8614N
DD 60 Series		Std. DR 34SI, 135 Amp, Quad Pad Mt.	DR	135	12	8096N	8614N
DD 60 Series	1999-97	Delco 34SI, Quad Mt., 135 Amp	DR	135	12	8092N	8613N
DD 60 Series		DR 33SI, J-180 Mt., #10 R Term., 135 Amp, Std.	DR	135	12	8083N	8612N
DD 60 Series		DR 33SI, J-180Mt., #10 R Term, 110 Amp, Std.	DR	110	12	8081N	8612N
DD 60 Series		DR 34SI Quad Mt., 110 Amp	DR	135	12	8092N	8613N
DD 60 Series		DR 35SI Quad Mt., Repl.34SI, #10 R Term, 110 Amp	DR	140	12	8608N	8613N
DD 60 Series		DR 35SI, J-180 Mt., (33SI Upgrade) 110 Amp, Std.	DR	140	12	8607N	8612N
DD 60 Series		DR 35SI, J-180 Mtg, 135 Amp, Repl. 33SI, Std.	DR	140	12	8607N	8612N
DD 60 Series		DR 35SI, Quad Mt., Repl.34SI, 135 Amp	DR	140	12	8608N	8613N
DD 60 Series	1996-94	Bosch Replacement Unit, 160 Amp, 3 Mounting Ears	BO	160	12	12490N	12715N
DD 60 Series		Bosch Replacement Unit, 200 Amp	BO	200	12	12715N	
DD 60 Series		Leece Neville 2500JB, 90 Amp	LN	130	12	7612N	7613N
DD 60 Series		Leece Neville 2600JB, 105 Amp	LN	130	12	7612N	7613N
DD 60 Series		Leece Neville 2700JB, 130 Amp	LN	130	12	7612N	7613N
DD 60 Series		Leece Neville 2805JB, 145 Amp	LN	160	12	7613N	7613N-LC
DD 60 Series		Leece Neville LC Series, 160 Amp, stator activated, 239 mm Rotor OAL	LN	160	12	7613N-LC	
DD 60 Series		Leece Neville, IR/EF, 160 Amp, trio activated, (235mm rotor OAL)	LN	160	12	7613N	7613N-LC
DD 60 Series		Motorola 8LHA, 130 Amp, Std. Regulator	LN	160	12	8329N	
DD 60 Series		Motorola 8LHA, 140 Amp, Std. Regulator	LN	160	12	8329N	
DD 60 Series	1995-94	Delco 26SI, 85 Amp, w/Relay Terminal	DR	85	12	8066N	
DD 60 Series		DR 30SI, 105 Amp, w/R Pin, w/o Transformer	DR	105	12	7940N	
DD 60 Series	1996	DR 26SI, 85 Amp	DR	85	12	8066N	
DD 60 Series		Std. DR 33SI, J-180 Mt., 135 Amp, w/Relay Pin	DR	135	12	8083N	8612N
Volvo VED 12	2003-97	DR 36SI, J-180 Mt. (33SI Upgrade) 170 Amp	DR	170	12	8612N	
Volvo VED 12	2001-97	DR 22SI J-180 Mt., 130 Amp, 14.1 Vset	DR	145	12	8078N	7685N
Volvo VED 12		DR 22SI J-180 Mt., 130-145 Amp, 14.5 Vset	DR	145	12	8078N-1	7685N
Volvo VED 12		DR 22SI J-180 Mt., 145 Amp, 14.1 Vset	DR	145	12	8078N	7685N
Volvo VED 12		DR 33SI, J-180 Mt., #10 R Term., 135 Amp, Std.	DR	135	12	8083N	8612N
Volvo VED 12		DR 33SI, J-180 Mt., 135 Amp, Road Gang Pkg.	DR	140	12	8607N	8612N
Volvo VED 12		DR 33SI, J-180Mt., #10 R Term, 110 Amp, Std.	DR	110	12	8081N	8612N
Volvo VED 12		DR 35SI HP, J-180 Mtg. 140 Amp, Repl. 33SI, High Temp Pkg. .	DR	140	12	8607N	8612N
Volvo VED 12		DR 35SI, J-180 Mtg, 135 Amp, Repl. 33SI, Std.	DR	140	12	8607N	8612N
Volvo VED 12		DR 35SI, J-180 Mtg. 135 Amp, Repl. 33SI, Road Gang Pkg.	DR	140	12	8607N	8612N
Volvo VED 12		Opt. Serv. Repl., DR 24SI, J180 Mt., 160 Amp	DR	160	12	8718N	
Volvo VED 12	2001-94	Bosch Replacement Unit, 160 Amp, 3 Mounting Ears	BO	160	12	12490N	12715N
Volvo VED 12		Bosch Replacement Unit, 200 Amp	BO	200	12	12715N	
Volvo VED 12	1996-94	DR 26SI, 85 Amp	DR	85	12	8066N	
Volvo VED 12		Leece Neville 2500JB, 90 Amp	LN	130	12	7612N	7613N
Volvo VED 12		Leece Neville 2600JB, 105 Amp	LN	130	12	7612N	7613N
Volvo VED 12		Leece Neville 2700JB, 130 Amp	LN	130	12	7612N	7613N
Volvo VED 12		Leece Neville 2805JB, 145 Amp	LN	160	12	7613N	7613N-LC
Volvo VED 12		Leece Neville LC Series, 160 Amp, stator activated, 239 mm Rotor OAL	LN	160	12	7613N-LC	
Volvo VED 12		Leece Neville, IR/EF, 160 Amp, trio activated, (235mm rotor OAL)	LN	160	12	7613N	7613N-LC
Volvo VED 12		Motorola 8LHA, 130 Amp, Std. Regulator	LN	160	12	8329N	
Volvo VED 12		Motorola 8LHA, 140 Amp, Std. Regulator	LN	160	12	8329N	
Volvo VED 12	1995-94	DR 30SI, 105 Amp, w/R Pin, w/o Transformer	DR	105	12	7940N	
Volvo VED 12	1996	Delco 21SI Alternator	DR	130	12	7681N	7685N
Volvo VED 12		Delco 21SI Alternator, 14.1 Vset	DR	145-160	12	7685N	8076N
Volvo VED 12		Delco 21SI Alternator, 14.5 Vset	DR	145-160	12	7685N-1	8076N
Volvo VED 12		DR 26SI, 85 Amp	DR	85	12	8066N	
Volvo VED 12		Std. DR 33SI, J-180 Mt.,135 Amp, w/Relay Pin	DR	135	12	8083N	8612N
WG							
Volvo VED 12	2003-97	DR 36SI, J-180 Mt. (33SI Upgrade) 170 Amp	DR	170	12	8612N	
Waukesha							
135							
Gas or Diesel Eng.	1971-67	Std. 12V Alternator - (32 Amp)	DR	63	12	7122N	
Gas or Diesel Eng.		Std. 12V Alternator - (42 Amp)	DR	63	12	7122N	
Gas or Diesel Eng.	1971-65	Opt. 12 Volt Alternator - (55 Amp)	DR	63	12	7122N	
Gas or Diesel Eng.	1966-65	Opt. 12 Volt Alternator - (42 Amp)	DR	63	12	7122N	

ALTERNATORS

ALTERNATORS AND GENERATORS

ENGINE	YEAR	APPLICATION	Mfg	Amp	Volt	PART NO.	OPT. NO.
Waukesha (Cont'd)							
135 (Cont'd)							
Gas or Diesel Eng.	1966-65	Std. 12 Volt Alternator - (32 Amp)	DR	63	12	7122N	
180							
4 Cyl. Gas and Diesel	1966-65	Opt. 12 Volt Alternator - (32 Amp)	DR	63	12	7122N	
4 Cyl. Gas and Diesel		Opt. 12 Volt Alternator - (42 Amp)	DR	63	12	7122N	
4 Cyl. Gas and Diesel		Opt. 12 Volt Alternator - (55 Amp)	DR	63	12	7122N	
190							
6 Cyl. Gas and Diesel	1966-65	Std. 12 Volt Alternator - (32 Amp)	DR	63	12	7122N	
195							
6 Cyl. Gas and Diesel	1966-65	Opt. 12 Volt Alternator - (42 Amp)	DR	63	12	7122N	
6 Cyl. Gas and Diesel		Opt. 12 Volt Alternator - (55 Amp)	DR	63	12	7122N	
6 Cyl. Gas and Diesel		Std. 12 Volt Alternator - (32 Amp)	DR	63	12	7122N	
197							
6 Cyl. Gas and Diesel	1966-65	Opt. 12 Volt Alternator - (42 Amp)	DR	63	12	7122N	
6 Cyl. Gas and Diesel		Opt. 12 Volt Alternator - (55 Amp)	DR	63	12	7122N	
6 Cyl. Gas and Diesel		Std. 12 Volt Alternator - (32 Amp)	DR	63	12	7122N	
140GZ							
6 Cyl. Gas and LPG	1964-63	Opt. 12 Volt Alternator - (42 Amp)	DR	63	12	7122N	
6 Cyl. Gas and LPG	1965	Opt. 12 Volt Alternator - (42 Amp)	DR	63	12	7122N	
6 Cyl. Gas and LPG		Opt. 12 Volt Alternator - (55 Amp)	DR	63	12	7122N	
6 Cyl. Gas and LPG		Std. 12 Volt Alternator - (32 Amp)	DR	63	12	7122N	
180DCL							
4 Cyl. Diesel Eng.	1973-70	Opt. 12 Volt Alternator - (42 Amp)	DR	63	12	7122N	
4 Cyl. Diesel Eng.		Std. 12 Volt Alternator - (32 Amp)	DR	63	12	7122N	
190GBL							
6 Cyl. Gas Eng.	1970	Opt. 12 Volt Alternator - (37 Amp)	DR	63	12	7122N	
6 Cyl. Gas Eng.		Opt. 12 Volt Alternator - (55 Amp)	DR	63	12	7122N	
6 Cyl. Gas Eng.		Std. 12 Volt Alternator - (32 Amp)	DR	63	12	7122N	
195GK							
6 Cyl. Gas Eng.	1970	Opt. 12 Volt Alternator - (42 Amp)	DR	63	12	7122N	
6 Cyl. Gas Eng.		Opt. 12 Volt Alternator - (55 Amp)	DR	63	12	7122N	
6 Cyl. Gas Eng.		Std. 12 Volt Alternator - (32 Amp)	DR	63	12	7122N	
F-1197							
6 Cyl. Gas and Diesel	1986-75	Std. 24 Volt Alternator - (50 Amp)	DR	50	24	7254N	
6 Cyl. Gas and Diesel	1973-67	Opt. 12 Volt Alternator - (37 Amp)	DR	63	12	7122N	
6 Cyl. Gas and Diesel	1973-65	Std. 12 Volt Alternator - (32 Amp)	DR	63	12	7122N	
6 Cyl. Gas and Diesel	1974	Opt. 24 Volt Alternator - (50 Amp)	DR	50	24	7254N	
F-1905							
6 Cyl. LPG and Diesel	1973-71	Std. 12 Volt Alternator - (32 Amp)	DR	63	12	7122N	
F-232G							
6 Cyl. Gas	1972-68	Opt. 12 Volt Alternator - (42 Amp)	DR	63	12	7122N	
6 Cyl. Gas		Opt. 12 Volt Alternator - (55 Amp)	DR	63	12	7122N	
6 Cyl. Gas		Std. 12 Volt Alternator - (32 Amp)	DR	63	12	7122N	
F-265							
6 Cyl. Gas and Diesel	1970-65	Opt. 12 Volt Alternator - (42 Amp)	DR	63	12	7122N	
6 Cyl. Gas and Diesel		Opt. 12 Volt Alternator - (55 Amp)	DR	63	12	7122N	
6 Cyl. Gas and Diesel		Std. 12 Volt Alternator - (32 Amp)	DR	63	12	7122N	
F-283							
6 Cyl. Gas	1966-65	Opt. 12 Volt Alternator - (42 Amp)	DR	63	12	7122N	
6 Cyl. Gas		Opt. 12 Volt Alternator - (55 Amp)	DR	63	12	7122N	
6 Cyl. Gas		Std. 12 Volt Alternator - (32 Amp)	DR	63	12	7122N	
F-2895							
6 Cyl. Gas, LPG & Diesel	1986-75	Opt. 24 Volt Alternator - (60 Amp)	DR	60	24	7263N	
6 Cyl. Gas, LPG & Diesel		Std. 24 Volt Alternator - (50 Amp)	DR	50	24	7254N	
6 Cyl. Gas, LPG & Diesel	1973-67	Std. 12 Volt Alternator - (32 Amp)	DR	63	12	7122N	
F-310							
6 Cyl. Gas	1970-68	Opt. 12 Volt Alternator - (42 Amp)	DR	63	12	7122N	
6 Cyl. Gas		Opt. 12 Volt Alternator - (55 Amp)	DR	63	12	7122N	
6 Cyl. Gas		Std. 12 Volt Alternator - (32 Amp)	DR	63	12	7122N	

ALTERNATORS

ALTERNATORS AND GENERATORS

ENGINE	YEAR	APPLICATION	Mfg	Amp	Volt	PART NO.	OPT. NO.
Waukesha (Cont'd)							
F-320G							
6 Cyl. Gas	1972-65	Opt. 12 Volt Alternator - (42 Amp)	DR	63	12	7122N	
6 Cyl. Gas		Opt. 12 Volt Alternator - (55 Amp)	DR	63	12	7122N	
6 Cyl. Gas		Std. 12 Volt Alternator - (32 Amp)	DR	63	12	7122N	
F-3335D							
6 Cyl. Diesel	1986-79	Opt. 24 Volt Alternator - (60 Amp)	DR	60	24	7263N	
6 Cyl. Diesel		Std. 24 Volt Alternator - (50 Amp)	DR	50	24	7254N	
F-3521							
6 Cyl. Gas and LPG	1986-75	Opt. 24 Volt Alternator - (60 Amp)	DR	60	24	7263N	
6 Cyl. Gas and LPG		Std. 24 Volt Alternator - (50 Amp)	DR	50	24	7254N	
6 Cyl. Gas and LPG	1973-67	Std. 12 Volt Alternator - (32 Amp)	DR	63	12	7122N	
F-554G							
6 Cyl. Gas & LPG	1973-66	Opt. 12 Volt Alternator - (42 Amp)	DR	63	12	7122N	
6 Cyl. Gas & LPG		Opt. 12 Volt Alternator - (55 Amp)	DR	63	12	7122N	
6 Cyl. Gas & LPG		Std. 12 Volt Alternator - (32 Amp)	DR	63	12	7122N	
F-817G							
6 Cyl. Gas	1980-74	Opt. 12 Volt Alternator - (32 Amp)	DR	63	12	7122N	
6 Cyl. Gas	1973-65	Opt. 12 Volt Alternator - (42 Amp)	DR	63	12	7122N	
6 Cyl. Gas		Opt. 12 Volt Alternator - (55 Amp)	DR	63	12	7122N	
6 Cyl. Gas		Std. 12 Volt Alternator - (32 Amp)	DR	63	12	7122N	
H-1077							
8 Cyl. Gas and Diesel	1978-75	Std. 24 Volt Alternator - (50 Amp)	DR	50	24	7254N	
8 Cyl. Gas and Diesel	1978-74	Opt. 24 Volt Alternator - (60 Amp)	DR	60	24	7263N	
8 Cyl. Gas and Diesel	1974-68	Opt. 12 Volt Alternator - (75 Amp)	DR	75	12	7255N	8066N
8 Cyl. Gas and Diesel	1973-68	Std. 12 Volt Alternator - (37 Amp)	DR	63	12	7122N	
8 Cyl. Gas and Diesel	1974	Opt. 24 Volt Alternator - (50 Amp)	DR	50	24	7254N	
H-570							
Roiline Eng.	1966-65	Opt. 12 Volt Alternator - (42 Amp)	DR	63	12	7122N	
Roiline Eng.		Opt. 12 Volt Alternator - (55 Amp)	DR	63	12	7122N	
Roiline Eng.		Std. 12 Volt Alternator - (32 Amp)	DR	63	12	7122N	
H-884							
Roiline Eng.	1973-65	Opt. 12 Volt Alternator - (42 Amp)	DR	63	12	7122N	
Roiline Eng.		Opt. 12 Volt Alternator - (55 Amp)	DR	63	12	7122N	
Roiline Eng.		Std. 12 Volt Alternator - (32 Amp)	DR	63	12	7122N	
L-1616							
12 Cyl. Gas and Diesel	1978-75	Std. 24 Volt Alternator - (60 Amp)	DR	60	24	7263N	
12 Cyl. Gas and Diesel	1973-68	Std. 12 Volt Alternator - (37 Amp)	DR	63	12	7122N	
12 Cyl. Gas and Diesel	1974	Opt. 24 Volt Alternator - (60 Amp)	DR	60	24	7263N	
L-5100D							
12 Cyl. Diesel	1973-68	Std. 12 Volt Alternator - (32 Amp)	DR	63	12	7122N	
L-5108G							
12 Cyl. Gas	1986-75	Opt. 24 Volt Alternator - (60 Amp)	DR	60	24	7263N	
12 Cyl. Gas		Std. 24 Volt Alternator - (50 Amp)	DR	50	24	7254N	
12 Cyl. Gas	1973-68	Std. 12 Volt Alternator - (32 Amp)	DR	63	12	7122N	
L-5790							
12 Cyl. Gas and Diesel	1986-75	Opt. 24 Volt Alternator - (60 Amp)	DR	60	24	7263N	
12 Cyl. Gas and Diesel		Std. 24 Volt Alternator - (50 Amp)	DR	50	24	7254N	
12 Cyl. Gas and Diesel	1973-68	Std. 12 Volt Alternator - (32 Amp)	DR	63	12	7122N	
L-5792							
12 Cyl. Gas and Diesel	1978-75	Opt. 24 Volt Alternator - (60 Amp)	DR	60	24	7263N	
12 Cyl. Gas and Diesel		Std. 24 Volt Alternator - (50 Amp)	DR	50	24	7254N	
L-5890							
12 Cyl. Gas	1970-68	Std. 12 Volt Alternator - (32 Amp)	DR	63	12	7122N	
L-6670D							
12 Cyl. Diesel	1986-79	Opt. 24 Volt Alternator - (60 Amp)	DR	60	24	7263N	
12 Cyl. Diesel		Std. 24 Volt Alternator - (50 Amp)	DR	50	24	7254N	
L-7042G							
12 Cyl. Gas and Diesel	1986-75	Opt. 24 Volt Alternator - (60 Amp)	DR	60	24	7263N	
12 Cyl. Gas and Diesel		Std. 24 Volt Alternator - (50 Amp)	DR	50	24	7254N	
12 Cyl. Gas and Diesel	1973-68	Std. 12 Volt Alternator - (32 Amp)	DR	63	12	7122N	

ALTERNATORS

ALTERNATORS AND GENERATORS

ENGINE	YEAR	APPLICATION	Mfg	Amp	Volt	PART NO.	OPT. NO.
Waukesha (Cont'd)							
P-2154							
16 Cyl. Gas and Diesel	1978-75	Std. 24 Volt Alternator - (60 Amp)	DR	60	24	7263N	
16 Cyl. Gas and Diesel	1973-71	Std. 12 Volt Alternator - (37 Amp)	DR	63	12	7122N	
16 Cyl. Gas and Diesel	1974	Opt. 24 Volt Alternator - (60 Amp)	DR	60	24	7263N	
Western Star							
All Models (By Engine)							
Caterpillar 1693	1981-77	30SI Delco, 24 Volt	DR	60	24	7263N	
Caterpillar 1693		Delco 25SI Alternator (24V)	DR	50	24	7254N	
Caterpillar 3126	2003-99	Bosch Replacement Unit, 160 Amp, 3 Mounting Ears	BO	160	12	12490N	12715N
Caterpillar 3126		Bosch Replacement Unit, 200 Amp	BO	200	12	12715N	
Caterpillar 3126		DR 22SI J-180 Mt., 130 Amp, 14.1 Vset	DR	145	12	8078N	7685N
Caterpillar 3126		DR 22SI J-180 Mt., 130-145 Amp, 14.5 Vset	DR	145	12	8078N-1	7685N
Caterpillar 3126		DR 22SI J-180 Mt., 145 Amp, 14.1 Vset	DR	145	12	8078N	7685N
Caterpillar 3126		Leece Neville 2500JB, 90 Amp	LN	130	12	7612N	7613N
Caterpillar 3126		Leece Neville 2600JB, 105 Amp	LN	130	12	7612N	7613N
Caterpillar 3126		Leece Neville 2700JB, 130 Amp	LN	130	12	7612N	7613N
Caterpillar 3126		Leece Neville 2805JB, 145 Amp	LN	160	12	7613N	7613N-LC
Caterpillar 3126		Leece Neville LC Series, 160 Amp, stator activated, 239 mm Rotor OAL	LN	160	12	7613N-LC	
Caterpillar 3126		Leece Neville, IR/EF, 160 Amp, trio activated, (235mm rotor OAL)	LN	160	12	7613N	7613N-LC
Caterpillar 3126		Motorola 8LHA, 130 Amp, Std. Regulator	LN	160	12	8329N	
Caterpillar 3126		Motorola 8LHA, 140 Amp, Std. Regulator	LN	160	12	8329N	
Caterpillar 3126		Opt. Serv. Repl., DR 24SI, J180 Mt., 160 Amp	DR	160	12	8718N	
Caterpillar 3126	2002-99	Motorola 8LHA, 130 Amp, Std. Regulator	LN	160	12	8329N	
Caterpillar 3126	2003	Motorola 8LHA, 130 Amp, Std. Regulator	LN	160	12	8329N	
Caterpillar 3208	1978-74	27SI Delco, Neg. Ground	DR	80	12	7138N	7850N
Caterpillar 3208		27SI Delco, Pos. Ground	DR	80	12	7136N	
Caterpillar 3208		30SI Delco, 24 Volt	DR	60	24	7263N	
Caterpillar 3208		30SI Delco, Neg. Ground	DR	90	12	7256N	
Caterpillar 3208		30SI Delco, Neg. Ground	DR	90	12	7262N	
Caterpillar 3208		Bosch Replacement Unit, 160 Amp, 3 Mounting Ears	BO	160	12	12490N	12715N
Caterpillar 3208		Bosch Replacement Unit, 200 Amp	BO	200	12	12715N	
Caterpillar 3208		Delco 25SI Alternator (24V)	DR	50	24	7254N	
Caterpillar 3208		Delco 25SI Alternator (Neg. Ground)	DR	75	12	7255N	8066N
Caterpillar 3208		Leece Neville 2500JB, 90 Amp	LN	130	12	7612N	7613N
Caterpillar 3208		Leece Neville 2600JB, 105 Amp	LN	130	12	7612N	7613N
Caterpillar 3208		Motorola 8LHA, 130 Amp, Std. Regulator	LN	160	12	8329N	
Caterpillar 3306	1999-98	DR 22SI J-180 Mt., 130 Amp, 14.1 Vset	DR	145	12	8078N	7685N
Caterpillar 3306		DR 22SI J-180 Mt., 130-145 Amp, 14.5 Vset	DR	145	12	8078N-1	7685N
Caterpillar 3306		DR 22SI J-180 Mt., 145 Amp, 14.1 Vset	DR	145	12	8078N	7685N
Caterpillar 3306		DR 33SI, J-180 Mt., #10 R Term., 135 Amp, Std.	DR	135	12	8083N	8612N
Caterpillar 3306		DR 33SI, J-180Mt., #10 R Term., 110 Amp, Std.	DR	110	12	8081N	8612N
Caterpillar 3306		Opt. Serv. Repl., DR 24SI, J180 Mt., 160 Amp	DR	160	12	8718N	
Caterpillar 3306	1999-89	Leece Neville 2805JB, 145 Amp	LN	160	12	7613N	7613N-LC
Caterpillar 3306		Leece Neville LC Series, 160 Amp, stator activated, 239 mm Rotor OAL	LN	160	12	7613N-LC	
Caterpillar 3306		Leece Neville, IR/EF, 160 Amp, trio activated, (235mm rotor OAL)	LN	160	12	7613N	7613N-LC
Caterpillar 3306		Motorola 8LHA, 130 Amp, Std. Regulator	LN	160	12	8329N	
Caterpillar 3306		Motorola 8LHA, 140 Amp, Std. Regulator	LN	160	12	8329N	
Caterpillar 3306	1999-83	Leece Neville 2700JB, 130 Amp	LN	130	12	7612N	7613N
Caterpillar 3306	1999-74	Bosch Replacement Unit, 160 Amp, 3 Mounting Ears	BO	160	12	12490N	12715N
Caterpillar 3306		Bosch Replacement Unit, 200 Amp	BO	200	12	12715N	
Caterpillar 3306		Leece Neville 2500JB, 90 Amp	LN	130	12	7612N	7613N
Caterpillar 3306		Leece Neville 2600JB, 105 Amp	LN	130	12	7612N	7613N
Caterpillar 3306		Motorola 8LHA, 130 Amp, Std. Regulator	LN	160	12	8329N	
Caterpillar 3306	1997-94	Delco 21SI, 115 Amp	DR	145-160	12	7685N	8076N
Caterpillar 3306		Delco 21SI, 130 Amp	DR	130	12	7681N	7685N
Caterpillar 3306		Delco 21SI, 145 Amp, 14.1 Vset	DR	145-160	12	7685N	8076N
Caterpillar 3306		Delco 21SI, 145 Amp, 14.5 Vset	DR	145-160	12	7685N-1	8076N
Caterpillar 3306	1993-89	Delco 21SI, 130 Amp	DR	130	12	7681N	7685N
Caterpillar 3306		Delco 21SI, 145 Amp, 14.1 Vset	DR	145-160	12	7685N	8076N
Caterpillar 3306		Delco 21SI, 145 Amp, 14.5 Vset	DR	145-160	12	7685N-1	8076N
Caterpillar 3306		Delco 25SI Alternator	DR	85	12	8066N	
Caterpillar 3306		DR 30SI, 105 Amp, w/R Pin, w/o Transformer	DR	105	12	7940N	

ALTERNATORS

ALTERNATORS AND GENERATORS

ENGINE	YEAR	APPLICATION	Mfg	Amp	Volt	PART NO.	OPT. NO.
Western Star (Cont'd)							
All Models (By Engine) (Cont'd)							
Caterpillar 3306	1988-83	30SI Delco	DR	90	12	7262N	
Caterpillar 3306		Delco 25SI Alternator	DR	75	12	7255N	8066N
Caterpillar 3306	1988-74	30SI Delco, Neg. Ground	DR	90	12	7256N	
Caterpillar 3306	1982-74	27SI Delco, Neg. Ground	DR	80	12	7138N	7850N
Caterpillar 3306		27SI Delco, Pos. Ground	DR	80	12	7136N	
Caterpillar 3306		30SI Delco, 24 Volt	DR	60	24	7263N	
Caterpillar 3306		30SI Delco, Neg. Ground	DR	90	12	7262N	
Caterpillar 3306		Delco 25SI Alternator (24V)	DR	50	24	7254N	
Caterpillar 3306		Delco 25SI Alternator (Neg. Ground)	DR	75	12	7255N	8066N
Caterpillar 3306	1992	Delco 26SI, 85 Amp, w/Relay Terminal	DR	85	12	8066N	
Caterpillar 3406	2000-97	DR 22SI J-180 Mt., 130 Amp, 14.1 Vset	DR	145	12	8078N	7685N
Caterpillar 3406		DR 22SI J-180 Mt., 130-145 Amp, 14.5 Vset	DR	145	12	8078N-1	7685N
Caterpillar 3406		DR 22SI J-180 Mt., 145 Amp, 14.1 Vset	DR	145	12	8078N	7685N
Caterpillar 3406		DR 33SI, J-180 Mt., #10 R Term., 135 Amp, Std.	DR	135	12	8083N	8612N
Caterpillar 3406		DR 33SI, J-180 Mt., 135 Amp, Road Gang Pkg.	DR	140	12	8607N	8612N
Caterpillar 3406		DR 33SI, J-180Mt., #10 R Term, 110 Amp, Std.	DR	110	12	8081N	8612N
Caterpillar 3406		DR 35SI HP, J-180 Mtg. 140 Amp, Repl. 33SI, High Temp Pkg. .	DR	140	12	8607N	8612N
Caterpillar 3406		DR 35SI, J-180 Mtg, 135 Amp, Repl. 33SI, Std.	DR	140	12	8607N	8612N
Caterpillar 3406		DR 35SI, J-180 Mtg. 135 Amp, Repl. 33SI, Road Gang Pkg.	DR	140	12	8607N	8612N
Caterpillar 3406		DR 36SI, J-180 Mt. (33SI Upgrade) 170 Amp	DR	170	12	8612N	
Caterpillar 3406		Opt. Serv. Repl., DR 24SI, J180 Mt., 160 Amp	DR	160	12	8718N	
Caterpillar 3406	2000-89	Leece Neville 2805JB, 145 Amp	LN	160	12	7613N	7613N-LC
Caterpillar 3406		Leece Neville LC Series, 160 Amp, stator activated, 239 mm Rotor OAL	LN	160	12	7613N-LC	
Caterpillar 3406		Leece Neville, IR/EF, 160 Amp, trio activated, (235mm rotor OAL)	LN	160	12	7613N	7613N-LC
Caterpillar 3406		Motorola 8LHA, 130 Amp, Std. Regulator	LN	160	12	8329N	
Caterpillar 3406		Motorola 8LHA, 140 Amp, Std. Regulator	LN	160	12	8329N	
Caterpillar 3406	2000-83	Leece Neville 2700JB, 130 Amp	LN	130	12	7612N	7613N
Caterpillar 3406	2000-74	Bosch Replacement Unit, 160 Amp, 3 Mounting Ears	BO	160	12	12490N	12715N
Caterpillar 3406		Bosch Replacement Unit, 200 Amp	BO	200	12	12715N	
Caterpillar 3406		Leece Neville 2500JB, 90 Amp	LN	130	12	7612N	7613N
Caterpillar 3406		Leece Neville 2600JB, 105 Amp	LN	130	12	7612N	7613N
Caterpillar 3406		Motorola 8LHA, 130 Amp, Std. Regulator	LN	160	12	8329N	
Caterpillar 3406	1996-94	Delco 21SI, 115 Amp	DR	145-160	12	7685N	8076N
Caterpillar 3406		Delco 21SI, 130 Amp	DR	130	12	7681N	7685N
Caterpillar 3406		Delco 21SI, 145 Amp, 14.1 Vset	DR	145-160	12	7685N	8076N
Caterpillar 3406		Delco 21SI, 145 Amp, 14.5 Vset	DR	145-160	12	7685N-1	8076N
Caterpillar 3406	1993-89	Delco 21SI, 130 Amp	DR	130	12	7681N	7685N
Caterpillar 3406		Delco 21SI, 145 Amp, 14.1 Vset	DR	145-160	12	7685N	8076N
Caterpillar 3406		Delco 21SI, 145 Amp, 14.5 Vset	DR	145-160	12	7685N-1	8076N
Caterpillar 3406		Delco 25SI Alternator	DR	85	12	8066N	
Caterpillar 3406		Delco 26SI, 85 Amp, w/Relay Terminal	DR	85	12	8066N	
Caterpillar 3406		DR 30SI, 105 Amp, w/R Pin, w/o Transformer	DR	105	12	7940N	
Caterpillar 3406	1988-83	30SI Delco	DR	90	12	7262N	
Caterpillar 3406		Delco 25SI Alternator	DR	75	12	7255N	8066N
Caterpillar 3406	1988-74	30SI Delco, Neg. Ground	DR	90	12	7256N	
Caterpillar 3406	1982-74	27SI Delco, Neg. Ground	DR	80	12	7138N	7850N
Caterpillar 3406		27SI Delco, Pos. Ground	DR	80	12	7136N	
Caterpillar 3406		30SI Delco, 24 Volt	DR	60	24	7263N	
Caterpillar 3406		30SI Delco, Neg. Ground	DR	90	12	7262N	
Caterpillar 3406		Delco 25SI Alternator (24V)	DR	50	24	7254N	
Caterpillar 3406		Delco 25SI Alternator (Neg. Ground)	DR	75	12	7255N	8066N
Caterpillar 3408	1988-74	30SI Delco, 24 Volt	DR	60	24	7263N	
Caterpillar 3408		Delco 25SI Alternator (24V)	DR	50	24	7254N	
Caterpillar C-10	2007-97	DR 33SI, J-180 Mt., #10 R Term., 135 Amp, Std.	DR	135	12	8083N	8612N
Caterpillar C-10		DR 33SI, J-180 Mt., 135 Amp, Road Gang Pkg.	DR	140	12	8607N	8612N
Caterpillar C-10		DR 33SI, J-180Mt., #10 R Term, 110 Amp, Std.	DR	110	12	8081N	8612N
Caterpillar C-10		DR 36SI, J-180 Mt. (33SI Upgrade) 170 Amp	DR	170	12	8612N	
Caterpillar C-10	2003-97	Bosch Replacement Unit, 160 Amp, 3 Mounting Ears	BO	160	12	12490N	12715N
Caterpillar C-10		Bosch Replacement Unit, 200 Amp	BO	200	12	12715N	
Caterpillar C-10		DR 22SI J-180 Mt., 130 Amp, 14.1 Vset	DR	145	12	8078N	7685N
Caterpillar C-10		DR 22SI J-180 Mt., 130-145 Amp, 14.5 Vset	DR	145	12	8078N-1	7685N
Caterpillar C-10		DR 22SI J-180 Mt., 145 Amp, 14.1 Vset	DR	145	12	8078N	7685N
Caterpillar C-10		DR 35SI HP, J-180 Mtg. 140 Amp, Repl. 33SI, High Temp Pkg. .	DR	140	12	8607N	8612N
Caterpillar C-10		DR 35SI, J-180 Mt., (33SI Upgrade) 110 Amp, Std.	DR	140	12	8607N	8612N

ALTERNATORS

ALTERNATORS AND GENERATORS

ENGINE	YEAR	APPLICATION	Mfg	Amp	Volt	PART NO.	OPT. NO.
Western Star (Cont'd)							
All Models (By Engine) (Cont'd)							
Caterpillar C-10	2003-97	DR 35SI, J-180 Mtg, 135 Amp, Repl. 33SI, Std.	DR	140	12	8607N	8612N
Caterpillar C-10		DR 35SI, J-180 Mtg, 135 Amp, Repl. 33SI, Road Gang Pkg.	DR	140	12	8607N	8612N
Caterpillar C-10		Leece Neville 2500JB, 90 Amp	LN	130	12	7612N	7613N
Caterpillar C-10		Leece Neville 2600JB, 105 Amp	LN	130	12	7612N	7613N
Caterpillar C-10		Leece Neville 2700JB, 130 Amp	LN	130	12	7612N	7613N
Caterpillar C-10		Leece Neville 2805JB, 145 Amp	LN	160	12	7613N	7613N-LC
Caterpillar C-10		Leece Neville LC Series, 160 Amp, stator activated, 239 mm Rotor OAL	LN	160	12	7613N-LC	
Caterpillar C-10		Leece Neville, IR/EF, 160 Amp, trio activated, (235mm rotor OAL)	LN	160	12	7613N	7613N-LC
Caterpillar C-10		Motorola 8LHA, 130 Amp, Std. Regulator	LN	160	12	8329N	
Caterpillar C-10		Motorola 8LHA, 140 Amp, Std. Regulator	LN	160	12	8329N	
Caterpillar C-10		Opt. Serv. Repl., DR 24SI, J180 Mt., 160 Amp	DR	160	12	8718N	
Caterpillar C-12	2007-97	DR 33SI, J-180 Mt., #10 R Term., 135 Amp, Std.	DR	135	12	8083N	8612N
Caterpillar C-12		DR 33SI, J-180 Mt., 135 Amp, Road Gang Pkg.	DR	140	12	8607N	8612N
Caterpillar C-12		DR 33SI, J-180Mt., #10 R Term, 110 Amp, Std.	DR	110	12	8081N	8612N
Caterpillar C-12		DR 36SI, J-180 Mt. (33SI Upgrade) 170 Amp	DR	170	12	8612N	
Caterpillar C-12	2004-97	Bosch Replacement Unit, 160 Amp, 3 Mounting Ears	BO	160	12	12490N	12715N
Caterpillar C-12		Bosch Replacement Unit, 200 Amp	BO	200	12	12715N	
Caterpillar C-12		DR 22SI J-180 Mt., 130 Amp, 14.1 Vset	DR	145	12	8078N	7685N
Caterpillar C-12		DR 22SI J-180 Mt., 130-145 Amp, 14.5 Vset	DR	145	12	8078N-1	7685N
Caterpillar C-12		DR 22SI J-180 Mt., 145 Amp, 14.1 Vset	DR	145	12	8078N	7685N
Caterpillar C-12		DR 35SI HP, J-180 Mtg. 140 Amp, Repl. 33SI, High Temp Pkg. .	DR	140	12	8607N	8612N
Caterpillar C-12		DR 35SI, J-180 Mt., (33SI Upgrade) 110 Amp, Std.	DR	140	12	8607N	8612N
Caterpillar C-12		DR 35SI, J-180 Mtg, 135 Amp, Repl. 33SI, Std.	DR	140	12	8607N	8612N
Caterpillar C-12		DR 35SI, J-180 Mtg. 135 Amp, Repl. 33SI, Road Gang Pkg.	DR	140	12	8607N	8612N
Caterpillar C-12		Leece Neville 2500JB, 90 Amp	LN	130	12	7612N	7613N
Caterpillar C-12		Leece Neville 2600JB, 105 Amp	LN	130	12	7612N	7613N
Caterpillar C-12		Leece Neville 2700JB, 130 Amp	LN	130	12	7612N	7613N
Caterpillar C-12		Leece Neville 2805JB, 145 Amp	LN	160	12	7613N	7613N-LC
Caterpillar C-12		Leece Neville LC Series, 160 Amp, stator activated, 239 mm Rotor OAL	LN	160	12	7613N-LC	
Caterpillar C-12		Leece Neville, IR/EF, 160 Amp, trio activated, (235mm rotor OAL)	LN	160	12	7613N	7613N-LC
Caterpillar C-12		Motorola 8LHA, 130 Amp, Std. Regulator	LN	160	12	8329N	
Caterpillar C-12		Motorola 8LHA, 140 Amp, Std. Regulator	LN	160	12	8329N	
Caterpillar C-12		Opt. Serv. Repl., DR 24SI, J180 Mt., 160 Amp	DR	160	12	8718N	
Caterpillar C-13	2007-04	Bosch IR/IF, Repl. Unit, Quad Pad Mtg, 160 Amp	BO	160	12	12491N	12716N
Caterpillar C-13		Bosch IR/IF, Repl. Unit, Quad Pad Mtg, 200 Amp	BO	200	12	12716N	
Caterpillar C-13		Delco 22SI, Quad Pad Mt, 100 Amp	DR	145	12	8362N	12491N
Caterpillar C-13		Delco 22SI, Quad Pad Mt, 145 Amp	DR	145	12	8362N	12491N
Caterpillar C-13		DR 22SI Quad Pad Mt., 130 Amp	DR	145	12	8362N	12491N
Caterpillar C-13		DR 34SI, Quad Pad Mtg., 135 Amp, Remote Sense	DR	140	12	8609N	8614N
Caterpillar C-13		DR 34SI, Quad Pad Mtg., 135 Amp, Road Gang Pkg.	DR	140	12	8609N	8614N
Caterpillar C-13		DR 35SI HP, Quad Pad Mt., 140 Amp, High Temp. Pkg.	DR	140	12	8609N	8614N
Caterpillar C-13		DR 35SI, Quad Pad Mt, 110 Amp Std.	DR	140	12	8609N	8614N
Caterpillar C-13		DR 35SI, Quad Pad Mt., 135 Amp, Remote Sense	DR	140	12	8609N	8614N
Caterpillar C-13		DR 35SI, Quad Pad Mt., 135 Amp, Road Gang Pkg.	DR	140	12	8609N	8614N
Caterpillar C-13		DR 35SI, Quad Pad Mt., 135 Amp, Std.	DR	140	12	8609N	8614N
Caterpillar C-13		DR36SI HP,Quad Pad Mt., 170 Amp, High Temp Pkg.	DR	170	12	8614N	
Caterpillar C-13		LN, 160 Amp, w/Lamp Driver Reg.	DR	170	12	8614N	
Caterpillar C-13		Motorola, 140 Amp, No Smart Check Reg.	LN	160	12	8410N	8410N
Caterpillar C-13		Motorola, 160 Amp, No Smart Check Reg.	LN	160	12	8410N	8410N
Caterpillar C-13		Opt. Ser. Repl. DR 24SI, Quad Pad Mt., 160 Amp	DR	160	12	8719N	
Caterpillar C-13		Std. DR 34SI, 110 Amp, Quad Pad Mt.	DR	140	12	8609N	8614N
Caterpillar C-13		Std. DR 34SI, 135 Amp, Quad Pad Mt.	DR	135	12	8096N	8614N
Caterpillar C-15	2007-01	Bosch IR/IF, Repl. Unit, Quad Pad Mtg, 160 Amp	BO	160	12	12491N	12716N
Caterpillar C-15		Bosch IR/IF, Repl. Unit, Quad Pad Mtg, 200 Amp	BO	200	12	12716N	
Caterpillar C-15		Delco 22SI, Quad Pad Mt, 100 Amp	DR	145	12	8362N	12491N
Caterpillar C-15		Delco 22SI, Quad Pad Mt, 145 Amp	DR	145	12	8362N	12491N
Caterpillar C-15		DR 22SI Quad Pad Mt., 130 Amp	DR	145	12	8362N	12491N
Caterpillar C-15		DR 34SI, Quad Pad Mtg., 135 Amp, Remote Sense	DR	140	12	8609N	8614N
Caterpillar C-15		DR 34SI, Quad Pad Mtg., 135 Amp, Road Gang Pkg.	DR	140	12	8609N	8614N
Caterpillar C-15		DR 35SI HP, Quad Pad Mt., 140 Amp, High Temp. Pkg.	DR	140	12	8609N	8614N
Caterpillar C-15		DR 35SI, Quad Pad Mt, 110 Amp Std.	DR	140	12	8609N	8614N
Caterpillar C-15		DR 35SI, Quad Pad Mt., 135 Amp, Remote Sense	DR	140	12	8609N	8614N

ALTERNATORS

ALTERNATORS AND GENERATORS

ENGINE	YEAR	APPLICATION	Mfg	Amp	Volt	PART NO.	OPT. NO.
Western Star (Cont'd)							
All Models (By Engine) (Cont'd)							
Caterpillar C-15	2007-01	DR 35SI, Quad Pad Mt., 135 Amp, Road Gang Pkg.	DR	140	12	8609N	8614N
Caterpillar C-15		DR 35SI, Quad Pad Mt., 135 Amp, Std.	DR	140	12	8609N	8614N
Caterpillar C-15		DR36SI HP,Quad Pad Mt., 170 Amp, High Temp Pkg.	DR	170	12	8614N	
Caterpillar C-15		LN (Repl. 34SI) w/Lamp Driver Reg.	DR	170	12	8614N	
Caterpillar C-15		Moto (Repl. 34SI) 140 Amp, No Smart Check	LN	160	12	8410N	8410N
Caterpillar C-15		Moto (Repl. 34SI) 160 Amp, No Smart Check	LN	160	12	8410N	8410N
Caterpillar C-15		Opt. Ser. Repl. DR 24SI, Quad Pad Mt., 160 Amp	DR	160	12	8719N	
Caterpillar C-15		Std. DR 34SI, 110 Amp, Quad Pad Mt.	DR	140	12	8609N	8614N
Caterpillar C-15		Std. DR 34SI, 135 Amp, Quad Pad Mt.	DR	135	12	8096N	8614N
Caterpillar C-15	2000-97	Bosch Replacement Unit, 160 Amp, 3 Mounting Ears	BO	160	12	12490N	12715N
Caterpillar C-15		Bosch Replacement Unit, 200 Amp	BO	200	12	12715N	
Caterpillar C-15		DR 22SI J-180 Mt., 130 Amp, 14.1 Vset	DR	145	12	8078N	7685N
Caterpillar C-15		DR 22SI J-180 Mt., 130-145 Amp, 14.5 Vset	DR	145	12	8078N-1	7685N
Caterpillar C-15		DR 22SI J-180 Mt., 145 Amp, 14.1 Vset	DR	145	12	8078N	7685N
Caterpillar C-15		DR 33SI, J-180 Mt., #10 R Term., 135 Amp, Std.	DR	135	12	8083N	8612N
Caterpillar C-15		DR 33SI, J-180 Mt., 135 Amp, Road Gang Pkg.	DR	140	12	8607N	8612N
Caterpillar C-15		DR 33SI, J-180Mt., #10 R Term, 110 Amp, Std.	DR	110	12	8081N	8612N
Caterpillar C-15		DR 35SI HP, J-180 Mtg. 140 Amp, Repl. 33SI, High Temp Pkg. .	DR	140	12	8607N	8612N
Caterpillar C-15		DR 35SI, J-180 Mtg, 135 Amp, Repl. 33SI, Std.	DR	140	12	8607N	8612N
Caterpillar C-15		DR 35SI, J-180 Mtg. 135 Amp, Repl. 33SI, Road Gang Pkg.	DR	140	12	8607N	8612N
Caterpillar C-15		DR 36SI, J-180 Mt. (33SI Upgrade) 170 Amp	DR	170	12	8612N	
Caterpillar C-15		Leece Neville 2500JB, 90 Amp	LN	130	12	7612N	7613N
Caterpillar C-15		Leece Neville 2600JB, 105 Amp	LN	130	12	7612N	7613N
Caterpillar C-15		Leece Neville 2700JB, 130 Amp	LN	130	12	7612N	7613N
Caterpillar C-15		Leece Neville 2805JB, 145 Amp	LN	160	12	7613N	7613N-LC
Caterpillar C-15		Leece Neville LC Series, 160 Amp, stator activated, 239 mm Rotor OAL	LN	160	12	7613N-LC	
Caterpillar C-15		Leece Neville, IR/EF, 160 Amp, trio activated, (235mm rotor OAL)	LN	160	12	7613N	7613N-LC
Caterpillar C-15		Motorola 8LHA, 130 Amp, Std. Regulator	LN	160	12	8329N	
Caterpillar C-15		Motorola 8LHA, 140 Amp, Std. Regulator	LN	160	12	8329N	
Caterpillar C-15		Opt. Serv. Repl., DR 24SI, J180 Mt., 160 Amp	DR	160	12	8718N	
Cummins ISM	2003-01	Bosch IR/IF, Repl. Unit, Quad Pad Mtg, 160 Amp	BO	160	12	12491N	12716N
Cummins ISM		Bosch IR/IF, Repl. Unit, Quad Pad Mtg, 200 Amp	BO	200	12	12716N	
Cummins ISM		Delco 22SI, Quad Pad Mt, 100 Amp	DR	145	12	8362N	12491N
Cummins ISM		Delco 22SI, Quad Pad Mt, 145 Amp	DR	145	12	8362N	12491N
Cummins ISM		DR 22SI Quad Pad Mt., 130 Amp	DR	145	12	8362N	12491N
Cummins ISM		DR 34SI, Quad Pad Mtg., 135 Amp, Remote Sense	DR	140	12	8609N	8614N
Cummins ISM		DR 34SI, Quad Pad Mtg., 135 Amp, Road Gang Pkg.	DR	140	12	8609N	8614N
Cummins ISM		DR 35SI HP, Quad Pad Mt., 140 Amp, High Temp. Pkg.	DR	140	12	8609N	8614N
Cummins ISM		DR 35SI, Quad Pad Mt, 110 Amp Std.	DR	140	12	8609N	8614N
Cummins ISM		DR 35SI, Quad Pad Mt., 135 Amp, Remote Sense	DR	140	12	8609N	8614N
Cummins ISM		DR 35SI, Quad Pad Mt., 135 Amp, Road Gang Pkg.	DR	140	12	8609N	8614N
Cummins ISM		DR 35SI, Quad Pad Mt., 135 Amp, Std.	DR	140	12	8609N	8614N
Cummins ISM		DR36SI HP,Quad Pad Mt., 170 Amp, High Temp Pkg.	DR	170	12	8614N	
Cummins ISM		LN (Repl. 34SI) w/Lamp Driver Reg.	DR	170	12	8614N	
Cummins ISM		Moto (Repl. 34SI) 140 Amp, No Smart Check	LN	160	12	8410N	8410N
Cummins ISM		Moto (Repl. 34SI) 160 Amp, No Smart Check	LN	160	12	8410N	8410N
Cummins ISM		Opt. Ser. Repl. DR 24SI, Quad Pad Mt., 160 Amp	DR	160	12	8719N	
Cummins ISM		Std. DR 34SI, 110 Amp, Quad Pad Mt.	DR	140	12	8609N	8614N
Cummins ISM		Std. DR 34SI, 135 Amp, Quad Pad Mt.	DR	135	12	8096N	8614N
Cummins ISM	2000-99	Bosch Replacement Unit, 160 Amp, 3 Mounting Ears	BO	160	12	12490N	12715N
Cummins ISM		Bosch Replacement Unit, 200 Amp	BO	200	12	12715N	
Cummins ISM		DR 22SI J-180 Mt., 130 Amp, 14.1 Vset	DR	145	12	8078N	7685N
Cummins ISM		DR 22SI J-180 Mt., 130-145 Amp, 14.5 Vset	DR	145	12	8078N-1	7685N
Cummins ISM		DR 22SI J-180 Mt., 145 Amp, 14.1 Vset	DR	145	12	8078N	7685N
Cummins ISM		DR 33SI, J-180 Mt., #10 R Term., 135 Amp, Std.	DR	135	12	8083N	8612N
Cummins ISM		DR 33SI, J-180 Mt., 135 Amp, Road Gang Pkg.	DR	140	12	8607N	8612N
Cummins ISM		DR 33SI, J-180Mt., #10 R Term, 110 Amp, Std.	DR	110	12	8081N	8612N
Cummins ISM		DR 35SI HP, J-180 Mtg. 140 Amp, Repl. 33SI, High Temp Pkg. .	DR	140	12	8607N	8612N
Cummins ISM		DR 35SI, J-180 Mtg, 135 Amp, Repl. 33SI, Std.	DR	140	12	8607N	8612N
Cummins ISM		DR 35SI, J-180 Mtg. 135 Amp, Repl. 33SI, Road Gang Pkg.	DR	140	12	8607N	8612N
Cummins ISM		DR 36SI, J-180 Mt. (33SI Upgrade) 170 Amp	DR	170	12	8612N	
Cummins ISM		Leece Neville 2500JB, 90 Amp	LN	130	12	7612N	7613N
Cummins ISM		Leece Neville 2600JB, 105 Amp	LN	130	12	7612N	7613N
Cummins ISM		Leece Neville 2700JB, 130 Amp	LN	130	12	7612N	7613N

ALTERNATORS

ALTERNATORS AND GENERATORS

ENGINE	YEAR	APPLICATION	Mfg	Amp	Volt	PART NO.	OPT. NO.
Western Star (Cont'd)							
All Models (By Engine) (Cont'd)							
Cummins ISM	2000-99	Leece Neville 2805JB, 145 Amp	LN	160	12	7613N	7613N-LC
Cummins ISM		Leece Neville LC Series, 160 Amp, stator activated, 239 mm Rotor OAL	LN	160	12	7613N-LC	
Cummins ISM		Leece Neville, IR/EF, 160 Amp, trio activated, (235mm rotor OAL)	LN	160	12	7613N	7613N-LC
Cummins ISM		Motorola 8LHA, 130 Amp, Std. Regulator	LN	160	12	8329N	
Cummins ISM		Motorola 8LHA, 140 Amp, Std. Regulator	LN	160	12	8329N	
Cummins ISM		Opt. Serv. Repl., DR 24SI, J180 Mt., 160 Amp	DR	160	12	8718N	
Cummins ISX	2003-01	Bosch IR/IF, Repl. Unit, Quad Pad Mtg, 160 Amp	BO	160	12	12491N	12716N
Cummins ISX		Bosch IR/IF, Repl. Unit, Quad Pad Mtg, 200 Amp	BO	200	12	12716N	
Cummins ISX		Delco 22SI, Quad Pad Mt, 100 Amp	DR	145	12	8362N	12491N
Cummins ISX		Delco 22SI, Quad Pad Mt, 145 Amp	DR	145	12	8362N	12491N
Cummins ISX		DR 22SI Quad Pad Mt., 130 Amp	DR	145	12	8362N	12491N
Cummins ISX		DR 34SI, Quad Pad Mtg., 135 Amp, Remote Sense	DR	140	12	8609N	8614N
Cummins ISX		DR 34SI, Quad Pad Mtg., 135 Amp, Road Gang Pkg.	DR	140	12	8609N	8614N
Cummins ISX		DR 35SI HP, Quad Pad Mt., 140 Amp, High Temp. Pkg.	DR	140	12	8609N	8614N
Cummins ISX		DR 35SI, Quad Pad Mt, 110 Amp Std.	DR	140	12	8609N	8614N
Cummins ISX		DR 35SI, Quad Pad Mt., 135 Amp, Remote Sense	DR	140	12	8609N	8614N
Cummins ISX		DR 35SI, Quad Pad Mt., 135 Amp, Road Gang Pkg.	DR	140	12	8609N	8614N
Cummins ISX		DR 35SI, Quad Pad Mt., 135 Amp, Std.	DR	140	12	8609N	8614N
Cummins ISX		DR36SI HP,Quad Pad Mt., 170 Amp, High Temp Pkg.	DR	170	12	8614N	
Cummins ISX		LN (Repl. 34SI) w/Lamp Driver Reg.	LN	170	12	8614N	
Cummins ISX		Moto (Repl. 34SI) 140 Amp, No Smart Check	DR	160	12	8410N	8410N
Cummins ISX		Moto (Repl. 34SI) 160 Amp, No Smart Check	LN	160	12	8410N	8410N
Cummins ISX		Opt. Ser. Repl. DR 24SI, Quad Pad Mt., 160 Amp	DR	160	12	8719N	
Cummins ISX		Std. DR 34SI, 110 Amp, Quad Pad Mt.	DR	140	12	8609N	8614N
Cummins ISX		Std. DR 34SI, 135 Amp, Quad Pad Mt.	DR	135	12	8096N	8614N
Cummins ISX	2000-99	Bosch Replacement Unit, 160 Amp, 3 Mounting Ears	BO	160	12	12490N	12715N
Cummins ISX		Bosch Replacement Unit, 200 Amp	BO	200	12	12715N	
Cummins ISX		DR 22SI J-180 Mt., 130 Amp, 14.1 Vset	DR	145	12	8078N	7685N
Cummins ISX		DR 22SI J-180 Mt., 130-145 Amp, 14.5 Vset	DR	145	12	8078N-1	7685N
Cummins ISX		DR 22SI J-180 Mt., 145 Amp, 14.1 Vset	DR	145	12	8078N	7685N
Cummins ISX		DR 33SI, J-180 Mt., #10 R Term., 135 Amp, Std.	DR	135	12	8083N	8612N
Cummins ISX		DR 33SI, J-180 Mt., 135 Amp, Road Gang Pkg.	DR	140	12	8607N	8612N
Cummins ISX		DR 33SI, J-180Mt., #10 R Term, 110 Amp, Std.	DR	110	12	8081N	8612N
Cummins ISX		DR 35SI HP, J-180 Mtg, 140 Amp, Repl. 33SI, High Temp Pkg. .	DR	140	12	8607N	8612N
Cummins ISX		DR 35SI, J-180 Mtg, 135 Amp, Repl. 33SI, Std.	DR	140	12	8607N	8612N
Cummins ISX		DR 35SI, J-180 Mtg. 135 Amp, Repl. 33SI, Road Gang Pkg.	DR	140	12	8607N	8612N
Cummins ISX		DR 36SI, J-180 Mt. (33SI Upgrade) 170 Amp	DR	170	12	8612N	
Cummins ISX		Leece Neville 2500JB, 90 Amp	LN	130	12	7612N	7613N
Cummins ISX		Leece Neville 2600JB, 105 Amp	LN	130	12	7612N	7613N
Cummins ISX		Leece Neville 2700JB, 130 Amp	LN	130	12	7612N	7613N
Cummins ISX		Leece Neville 2805JB, 145 Amp	LN	160	12	7613N	7613N-LC
Cummins ISX		Leece Neville LC Series, 160 Amp, stator activated, 239 mm Rotor OAL	LN	160	12	7613N-LC	
Cummins ISX		Leece Neville, IR/EF, 160 Amp, trio activated, (235mm rotor OAL)	LN	160	12	7613N	7613N-LC
Cummins ISX		Motorola 8LHA, 130 Amp, Std. Regulator	LN	160	12	8329N	
Cummins ISX		Motorola 8LHA, 140 Amp, Std. Regulator	LN	160	12	8329N	
Cummins ISX		Opt. Serv. Repl., DR 24SI, J180 Mt., 160 Amp	DR	160	12	8718N	
Cummins K / KT	1988-83	30SI Delco	DR	90	12	7262N	
Cummins K / KT		Delco 25SI Alternator	DR	75	12	7255N	8066N
Cummins K / KT		Leece Neville 2700JB, 130 Amp	LN	130	12	7612N	7613N
Cummins K / KT	1988-74	30SI Delco, Neg. Ground	DR	90	12	7256N	
Cummins K / KT		Bosch Replacement Unit, 160 Amp, 3 Mounting Ears	BO	160	12	12490N	12715N
Cummins K / KT		Bosch Replacement Unit, 200 Amp	BO	200	12	12715N	
Cummins K / KT		Leece Neville 2500JB, 90 Amp	LN	130	12	7612N	7613N
Cummins K / KT		Leece Neville 2600JB, 105 Amp	LN	130	12	7612N	7613N
Cummins K / KT		Motorola 8LHA, 130 Amp, Std. Regulator	LN	160	12	8329N	
Cummins K / KT	1982-74	27SI Delco, Neg. Ground	DR	80	12	7138N	7850N
Cummins K / KT		27SI Delco, Pos. Ground	DR	80	12	7136N	
Cummins K / KT		30SI Delco, 24 Volt	DR	60	24	7263N	
Cummins K / KT		30SI Delco, Neg. Ground	DR	90	12	7262N	
Cummins K / KT		Delco 25SI Alternator (24V)	DR	50	24	7254N	
Cummins K / KT		Delco 25SI Alternator (Neg. Ground)	DR	75	12	7255N	8066N
Cummins L-10	1998-97	DR 22SI J-180 Mt., 130 Amp, 14.1 Vset	DR	145	12	8078N	7685N

ALTERNATORS AND GENERATORS

ENGINE	YEAR	APPLICATION	Mfg	Amp	Volt	PART NO.	OPT. NO.
Western Star (Cont'd)							
All Models (By Engine) (Cont'd)							
Cummins L-10	1998-97	DR 22SI J-180 Mt., 130-145 Amp, 14.5 Vset	DR	145	12	8078N-1	7685N
Cummins L-10		DR 22SI J-180 Mt., 145 Amp, 14.1 Vset	DR	145	12	8078N	7685N
Cummins L-10		DR 33SI, J-180 Mt., #10 R Term., 135 Amp, Std.	DR	135	12	8083N	8612N
Cummins L-10		DR 33SI, J-180Mt., #10 R Term, 110 Amp, Std.	DR	110	12	8081N	8612N
Cummins L-10		Opt. Serv. Repl., DR 24SI, J180 Mt., 160 Amp	DR	160	12	8718N	
Cummins L-10	1998-89	Leece Neville 2805JB, 145 Amp	LN	160	12	7613N	7613N-LC
Cummins L-10		Leece Neville LC Series, 160 Amp, stator activated, 239 mm Rotor OAL	LN	160	12	7613N-LC	
Cummins L-10		Leece Neville, IR/EF, 160 Amp, trio activated, (235mm rotor OAL)	LN	160	12	7613N	7613N-LC
Cummins L-10		Motorola 8LHA, 130 Amp, Std. Regulator	LN	160	12	8329N	
Cummins L-10		Motorola 8LHA, 140 Amp, Std. Regulator	LN	160	12	8329N	
Cummins L-10	1998-85	Bosch Replacement Unit, 160 Amp, 3 Mounting Ears	BO	160	12	12490N	12715N
Cummins L-10		Bosch Replacement Unit, 200 Amp	BO	200	12	12715N	
Cummins L-10		Leece Neville 2500JB, 90 Amp	LN	130	12	7612N	7613N
Cummins L-10		Leece Neville 2600JB, 105 Amp	LN	130	12	7612N	7613N
Cummins L-10		Leece Neville 2700JB, 130 Amp	LN	130	12	7612N	7613N
Cummins L-10		Motorola 8LHA, 130 Amp, Std. Regulator	LN	160	12	8329N	
Cummins L-10	1996-94	Delco 21SI, 115 Amp	DR	145-160	12	7685N	8076N
Cummins L-10		Delco 21SI, 130 Amp	DR	130	12	7681N	7685N
Cummins L-10		Delco 21SI, 145 Amp, 14.1 Vset	DR	145-160	12	7685N	8076N
Cummins L-10		Delco 21SI, 145 Amp, 14.5 Vset	DR	145-160	12	7685N-1	8076N
Cummins L-10	1993-89	Delco 21SI, 130 Amp	DR	130	12	7681N	7685N
Cummins L-10		Delco 21SI, 145 Amp, 14.1 Vset	DR	145-160	12	7685N	8076N
Cummins L-10		Delco 21SI, 145 Amp, 14.5 Vset	DR	145-160	12	7685N-1	8076N
Cummins L-10		Delco 25SI Alternator	DR	85	12	8066N	
Cummins L-10		Delco 26SI, 85 Amp, w/Relay Terminal	DR	85	12	8066N	
Cummins L-10		DR 30SI, 105 Amp, w/R Pin, w/o Transformer	DR	105	12	7940N	
Cummins L-10	1988-85	30SI Delco	DR	90	12	7262N	
Cummins L-10		30SI Delco, Neg. Ground	DR	90	12	7256N	
Cummins L-10		Delco 25SI Alternator	DR	75	12	7255N	8066N
Cummins M11	1998-97	DR 22SI J-180 Mt., 130 Amp, 14.1 Vset	DR	145	12	8078N	7685N
Cummins M11		DR 22SI J-180 Mt., 130-145 Amp, 14.5 Vset	DR	145	12	8078N-1	7685N
Cummins M11		DR 22SI J-180 Mt., 145 Amp, 14.1 Vset	DR	145	12	8078N	7685N
Cummins M11		DR 33SI, J-180 Mt., #10 R Term., 135 Amp, Std.	DR	135	12	8083N	8612N
Cummins M11		DR 33SI, J-180Mt., #10 R Term, 110 Amp, Std.	DR	110	12	8081N	8612N
Cummins M11		Opt. Serv. Repl., DR 24SI, J180 Mt., 160 Amp	DR	160	12	8718N	
Cummins M11	1998-94	Bosch Replacement Unit, 160 Amp, 3 Mounting Ears	BO	160	12	12490N	12715N
Cummins M11		Bosch Replacement Unit, 200 Amp	BO	200	12	12715N	
Cummins M11		Leece Neville 2500JB, 90 Amp	LN	130	12	7612N	7613N
Cummins M11		Leece Neville 2600JB, 105 Amp	LN	130	12	7612N	7613N
Cummins M11		Leece Neville 2700JB, 130 Amp	LN	130	12	7612N	7613N
Cummins M11		Leece Neville 2805JB, 145 Amp	LN	160	12	7613N	7613N-LC
Cummins M11		Leece Neville LC Series, 160 Amp, stator activated, 239 mm Rotor OAL	LN	160	12	7613N-LC	
Cummins M11		Leece Neville, IR/EF, 160 Amp, trio activated, (235mm rotor OAL)	LN	160	12	7613N	7613N-LC
Cummins M11		Motorola 8LHA, 130 Amp, Std. Regulator	LN	160	12	8329N	
Cummins M11		Motorola 8LHA, 140 Amp, Std. Regulator	LN	160	12	8329N	
Cummins M11	1996-94	Delco 21SI, 115 Amp	DR	145-160	12	7685N	8076N
Cummins M11		Delco 21SI, 130 Amp	DR	130	12	7681N	7685N
Cummins M11		Delco 21SI, 145 Amp, 14.1 Vset	DR	145-160	12	7685N	8076N
Cummins M11		Delco 21SI, 145 Amp, 14.5 Vset	DR	145-160	12	7685N-1	8076N
Cummins N14	2007-97	DR 33SI, J-180 Mt., #10 R Term., 135 Amp, Std.	DR	135	12	8083N	8612N
Cummins N14		DR 33SI, J-180 Mt., 135 Amp, Road Gang Pkg.	DR	140	12	8607N	8612N
Cummins N14		DR 33SI, J-180Mt., #10 R Term, 110 Amp, Std.	DR	110	12	8081N	8612N
Cummins N14		DR 36SI, J-180 Mt. (33SI Upgrade) 170 Amp	DR	170	12	8612N	
Cummins N14	2003-97	DR 22SI J-180 Mt., 130 Amp, 14.1 Vset	DR	145	12	8078N	7685N
Cummins N14		DR 22SI J-180 Mt., 130-145 Amp, 14.5 Vset	DR	145	12	8078N-1	7685N
Cummins N14		DR 22SI J-180 Mt., 145 Amp, 14.1 Vset	DR	145	12	8078N	7685N
Cummins N14		DR 35SI HP, J-180 Mtg. 140 Amp, Repl. 33SI, High Temp Pkg.	DR	140	12	8607N	8612N
Cummins N14		DR 35SI, J-180 Mtg, 135 Amp, Repl. 33SI, Std.	DR	140	12	8607N	8612N
Cummins N14		DR 35SI, J-180 Mtg. 135 Amp, Repl. 33SI, Road Gang Pkg.	DR	140	12	8607N	8612N
Cummins N14		Opt. Serv. Repl., DR 24SI, J180 Mt., 160 Amp	DR	160	12	8718N	
Cummins N14	2003-89	Leece Neville 2805JB, 145 Amp	LN	160	12	7613N	7613N-LC

ALTERNATORS

ALTERNATORS AND GENERATORS

ENGINE	YEAR	APPLICATION	Mfg	Amp	Volt	PART NO.	OPT. NO.
Western Star (Cont'd)							
All Models (By Engine) (Cont'd)							
Cummins N14	2003-89	Leece Neville LC Series, 160 Amp, stator activated, 239 mm Rotor OAL	LN	160	12	7613N-LC	
Cummins N14		Leece Neville, IR/EF, 160 Amp, trio activated, (235mm rotor OAL)	LN	160	12	7613N	7613N-LC
Cummins N14		Motorola 8LHA, 130 Amp, Std. Regulator	LN	160	12	8329N	
Cummins N14		Motorola 8LHA, 140 Amp, Std. Regulator	LN	160	12	8329N	
Cummins N14	2003-85	Bosch Replacement Unit, 160 Amp, 3 Mounting Ears	BO	160	12	12490N	12715N
Cummins N14		Bosch Replacement Unit, 200 Amp	BO	200	12	12715N	
Cummins N14		Leece Neville 2500JB, 90 Amp	LN	130	12	7612N	7613N
Cummins N14		Leece Neville 2600JB, 105 Amp	LN	130	12	7612N	7613N
Cummins N14		Leece Neville 2700JB, 130 Amp	LN	130	12	7612N	7613N
Cummins N14		Motorola 8LHA, 130 Amp, Std. Regulator	LN	160	12	8329N	
Cummins N14	1996-94	Delco 21SI, 115 Amp	DR	145-160	12	7685N	8076N
Cummins N14		Delco 21SI, 130 Amp	DR	130	12	7681N	7685N
Cummins N14		Delco 21SI, 145 Amp, 14.1 Vset	DR	145-160	12	7685N	8076N
Cummins N14		Delco 21SI, 145 Amp, 14.5 Vset	DR	145-160	12	7685N-1	8076N
Cummins N14	1993-89	Delco 21SI, 130 Amp	DR	130	12	7681N	7685N
Cummins N14		Delco 21SI, 145 Amp, 14.1 Vset	DR	145-160	12	7685N	8076N
Cummins N14		Delco 21SI, 145 Amp, 14.5 Vset	DR	145-160	12	7685N-1	8076N
Cummins N14		Delco 25SI Alternator	DR	85	12	8066N	
Cummins N14		Delco 26SI, 85 Amp, w/Relay Terminal	DR	85	12	8066N	
Cummins N14		DR 30SI, 105 Amp, w/R Pin, w/o Transformer	DR	105	12	7940N	
Cummins N14	1988-85	30SI Delco	DR	90	12	7262N	
Cummins N14		30SI Delco, Neg. Ground	DR	90	12	7256N	
Cummins N14		Delco 25SI Alternator	DR	75	12	7255N	8066N
Cummins NH / NTA / NTC	1982-74	27SI Delco, Neg. Ground	DR	80	12	7138N	7850N
Cummins NH / NTA / NTC		27SI Delco, Pos. Ground	DR	80	12	7136N	
Cummins NH / NTA / NTC		30SI Delco, 24 Volt	DR	60	24	7263N	
Cummins NH / NTA / NTC		30SI Delco, Neg. Ground	DR	90	12	7256N	
Cummins NH / NTA / NTC		30SI Delco, Neg. Ground	DR	90	12	7262N	
Cummins NH / NTA / NTC		Bosch Replacement Unit, 160 Amp, 3 Mounting Ears	BO	160	12	12490N	12715N
Cummins NH / NTA / NTC		Bosch Replacement Unit, 200 Amp	BO	200	12	12715N	
Cummins NH / NTA / NTC		Delco 25SI Alternator (24V)	DR	50	24	7254N	
Cummins NH / NTA / NTC		Delco 25SI Alternator (Neg. Ground)	DR	75	12	7255N	8066N
Cummins NH / NTA / NTC		Leece Neville 2500JB, 90 Amp	LN	130	12	7612N	7613N
Cummins NH / NTA / NTC		Leece Neville 2600JB, 105 Amp	LN	130	12	7612N	7613N
Cummins NH / NTA / NTC		Motorola 8LHA, 130 Amp, Std. Regulator	LN	160	12	8329N	
Cummins Signature	2001-99	Bosch Replacement Unit, 160 Amp, 3 Mounting Ears	BO	160	12	12490N	12715N
Cummins Signature		Bosch Replacement Unit, 200 Amp	BO	200	12	12715N	
Cummins Signature		Delco 34SI, Quad Mt., 110 Amp, Std.	DR	135	12	8092N	8613N
Cummins Signature		Delco 34SI, Quad Mt., 135 Amp	DR	135	12	8092N	8613N
Cummins Signature		DR 22SI J-180 Mt., 130 Amp, 14.1 Vset	DR	145	12	8078N	7685N
Cummins Signature		DR 22SI J-180 Mt., 130-145 Amp, 14.5 Vset	DR	145	12	8078N-1	7685N
Cummins Signature		DR 22SI J-180 Mt., 145 Amp, 14.1 Vset	DR	145	12	8078N	7685N
Cummins Signature		DR 35SI Quad Mt., Repl.34SI, R Pin, 110 Amp	DR	140	12	8608N	8613N
Cummins Signature		DR 35SI, J-180 Mtg, 110 Amp, Repl. 33SI	DR	140	12	8607N	8612N
Cummins Signature		DR 35SI, J-180 Mtg, 135 Amp, Repl. 33SI	DR	140	12	8607N	8612N
Cummins Signature		DR 35SI, Quad Mt., Repl.34SI, 135 Amp	DR	140	12	8608N	8613N
Cummins Signature		Leece Neville 2500JB, 90 Amp	LN	130	12	7612N	7613N
Cummins Signature		Leece Neville 2600JB, 105 Amp	LN	130	12	7612N	7613N
Cummins Signature		Leece Neville 2700JB, 130 Amp	LN	130	12	7612N	7613N
Cummins Signature		Leece Neville 2805JB, 145 Amp	LN	160	12	7613N	7613N-LC
Cummins Signature		Leece Neville LC Series, 160 Amp, stator activated, 239 mm Rotor OAL	LN	160	12	7613N-LC	
Cummins Signature		Leece Neville, IR/EF, 160 Amp, trio activated, (235mm rotor OAL)	LN	160	12	7613N	7613N-LC
Cummins Signature		Motorola 8LHA, 130 Amp, Std. Regulator	LN	160	12	8329N	
Cummins Signature		Motorola 8LHA, 140 Amp, Std. Regulator	LN	160	12	8329N	
Cummins Signature		Opt. Serv. Repl., DR 24SI, J180 Mt., 160 Amp	DR	160	12	8718N	
Cummins Signature		Std. DR 33SI, J-180 Mt., 135 Amp, w/Relay Pin	DR	135	12	8083N	8612N
Cummins Signature		Std. DR 33SI, J-180Mt., 110 Amp, w/Relay Pin	DR	110	12	8081N	8612N
Cummins V-903	1984-83	30SI Delco	DR	90	12	7262N	
Cummins V-903		Delco 25SI Alternator	DR	75	12	7255N	8066N
Cummins V-903		Leece Neville 2700JB, 130 Amp	LN	130	12	7612N	7613N
Cummins V-903	1984-74	30SI Delco, Neg. Ground	DR	90	12	7256N	
Cummins V-903		Bosch Replacement Unit, 160 Amp, 3 Mounting Ears	BO	160	12	12490N	12715N

ALTERNATORS AND GENERATORS

ENGINE	YEAR	APPLICATION	Mfg	Amp	Volt	PART NO.	OPT. NO.
Western Star (Cont'd)							
All Models (By Engine) (Cont'd)							
Cummins V-903	1984-74	Bosch Replacement Unit, 200 Amp	BO	200	12	12715N	
Cummins V-903		Leece Neville 2500JB, 90 Amp	LN	130	12	7612N	7613N
Cummins V-903		Leece Neville 2600JB, 105 Amp	LN	130	12	7612N	7613N
Cummins V-903		Motorola 8LHA, 130 Amp, Std. Regulator	LN	160	12	8329N	
Cummins V-903	1982-74	27SI Delco, Neg. Ground	DR	80	12	7138N	7850N
Cummins V-903		27SI Delco, Pos. Ground	DR	80	12	7136N	
Cummins V-903		30SI Delco, 24 Volt	DR	60	24	7263N	
Cummins V-903		30SI Delco, Neg. Ground	DR	90	12	7262N	
Cummins V-903		Delco 25SI Alternator (24V)	DR	50	24	7254N	
Cummins V-903		Delco 25SI Alternator (Neg. Ground)	DR	75	12	7255N	8066N
Cummins VT-555	1986-83	30SI Delco	DR	90	12	7262N	
Cummins VT-555		Delco 25SI Alternator	DR	75	12	7255N	8066N
Cummins VT-555		Leece Neville 2700JB, 130 Amp	LN	130	12	7612N	7613N
Cummins VT-555	1986-74	30SI Delco, Neg. Ground	DR	90	12	7256N	
Cummins VT-555		Bosch Replacement Unit, 160 Amp, 3 Mounting Ears	BO	160	12	12490N	12715N
Cummins VT-555		Bosch Replacement Unit, 200 Amp	BO	200	12	12715N	
Cummins VT-555		Leece Neville 2500JB, 90 Amp	LN	130	12	7612N	7613N
Cummins VT-555		Leece Neville 2600JB, 105 Amp	LN	130	12	7612N	7613N
Cummins VT-555		Motorola 8LHA, 130 Amp, Std. Regulator	LN	160	12	8329N	
Cummins VT-555	1982-74	27SI Delco, Neg. Ground	DR	80	12	7138N	7850N
Cummins VT-555		27SI Delco, Pos. Ground	DR	80	12	7136N	
Cummins VT-555		30SI Delco, 24 Volt	DR	60	24	7263N	
Cummins VT-555		30SI Delco, Neg. Ground	DR	90	12	7262N	
Cummins VT-555		Delco 25SI Alternator (24V)	DR	50	24	7254N	
Cummins VT-555		Delco 25SI Alternator (Neg. Ground)	DR	75	12	7255N	8066N
DD 12V-71	1979-74	27SI Delco, Neg. Ground	DR	80	12	7138N	7850N
DD 12V-71		27SI Delco, Pos. Ground	DR	80	12	7136N	
DD 12V-71		30SI Delco, 24 Volt	DR	60	24	7263N	
DD 12V-71		30SI Delco, Neg. Ground	DR	90	12	7256N	
DD 12V-71		30SI Delco, Neg. Ground	DR	90	12	7262N	
DD 12V-71		Bosch Replacement Unit, 160 Amp, 3 Mounting Ears	BO	160	12	12490N	12715N
DD 12V-71		Bosch Replacement Unit, 200 Amp	BO	200	12	12715N	
DD 12V-71		Delco 25SI Alternator (24V)	DR	50	24	7254N	
DD 12V-71		Delco 25SI Alternator (Neg. Ground)	DR	75	12	7255N	8066N
DD 12V-71		Leece Neville 2500JB, 90 Amp	LN	130	12	7612N	7613N
DD 12V-71		Leece Neville 2600JB, 105 Amp	LN	130	12	7612N	7613N
DD 12V-71		Motorola 8LHA, 130 Amp, Std. Regulator	LN	160	12	8329N	
DD 60 Series	2003-99	DR 34SI, Quad Pad Mtg., 135 Amp, Remote Sense	DR	140	12	8609N	8614N
DD 60 Series		DR 34SI, Quad Pad Mtg., 135 Amp, Road Gang Pkg.	DR	140	12	8609N	8614N
DD 60 Series		DR 35SI HP, Quad Pad Mt., 140 Amp, High Temp. Pkg.	DR	140	12	8609N	8614N
DD 60 Series		DR 35SI, Quad Pad Mt., 110 Amp Std.	DR	140	12	8609N	8614N
DD 60 Series		DR 35SI, Quad Pad Mt., 135 Amp, Remote Sense	DR	140	12	8609N	8614N
DD 60 Series		DR 35SI, Quad Pad Mt., 135 Amp, Road Gang Pkg.	DR	140	12	8609N	8614N
DD 60 Series		DR 35SI, Quad Pad Mt., 135 Amp, Std.	DR	140	12	8609N	8614N
DD 60 Series		DR36SI HP,Quad Pad Mt., 170 Amp, High Temp Pkg.	DR	170	12	8614N	
DD 60 Series		LN, 160 Amp, w/Lamp Driver Reg.	DR	170	12	8614N	
DD 60 Series		Std. DR 34SI, 110 Amp, Quad Pad Mt.	DR	140	12	8609N	8614N
DD 60 Series		Std. DR 34SI, 135 Amp, Quad Pad Mt.	DR	135	12	8096N	8614N
DD 60 Series	1998-96	Delco 34SI, Quad Mt., 135 Amp	DR	135	12	8092N	8613N
DD 60 Series		DR 22SI J-180 Mt., 130 Amp, 14.1 Vset	DR	145	12	8078N	7685N
DD 60 Series		DR 22SI J-180 Mt., 130-145 Amp, 14.5 Vset	DR	145	12	8078N-1	7685N
DD 60 Series		DR 22SI J-180 Mt., 145 Amp, 14.1 Vset	DR	145	12	8078N	7685N
DD 60 Series		DR 33SI, J-180 Mt., #10 R Term., 135 Amp, Std.	DR	135	12	8083N	8612N
DD 60 Series		DR 33SI, J-180Mt., #10 R Term, 110 Amp, Std.	DR	110	12	8081N	8612N
DD 60 Series		DR 34SI Quad Mt., 110 Amp	DR	135	12	8092N	8613N
DD 60 Series		Opt. Serv. Repl., DR 24SI, J180 Mt., 160 Amp	DR	160	12	8718N	
DD 60 Series	1998-89	Bosch Replacement Unit, 160 Amp, 3 Mounting Ears	BO	160	12	12490N	12715N
DD 60 Series		Bosch Replacement Unit, 200 Amp	BO	200	12	12715N	
DD 60 Series		Leece Neville 2500JB, 90 Amp	LN	130	12	7612N	7613N
DD 60 Series		Leece Neville 2600JB, 105 Amp	LN	130	12	7612N	7613N
DD 60 Series		Leece Neville 2700JB, 130 Amp	LN	130	12	7612N	7613N
DD 60 Series		Leece Neville 2805JB, 145 Amp	LN	160	12	7613N	7613N-LC
DD 60 Series		Leece Neville LC Series, 160 Amp, stator activated, 239 mm Rotor OAL	LN	160	12	7613N-LC	
DD 60 Series		Leece Neville, IR/EF, 160 Amp, trio activated, (235mm rotor OAL)	LN	160	12	7613N	7613N-LC

ALTERNATORS

ALTERNATORS AND GENERATORS

ENGINE	YEAR	APPLICATION	Mfg	Amp	Volt	PART NO.	OPT. NO.
Western Star (Cont'd)							
All Models (By Engine) (Cont'd)							
DD 60 Series	1998-89	Motorola 8LHA, 130 Amp, Std. Regulator	LN	160	12	8329N	
DD 60 Series		Motorola 8LHA, 140 Amp, Std. Regulator	LN	160	12	8329N	
DD 60 Series	1995-94	Delco 21SI, 115 Amp	DR	145-160	12	7685N	8076N
DD 60 Series		Delco 21SI, 130 Amp	DR	130	12	7681N	7685N
DD 60 Series		Delco 21SI, 145 Amp, 14.1 Vset	DR	145-160	12	7685N	8076N
DD 60 Series		Delco 21SI, 145 Amp, 14.5 Vset	DR	145-160	12	7685N-1	8076N
DD 60 Series	1993-89	Delco 21SI, 130 Amp	DR	130	12	7681N	7685N
DD 60 Series		Delco 21SI, 145 Amp, 14.1 Vset	DR	145-160	12	7685N	8076N
DD 60 Series		Delco 21SI, 145 Amp, 14.5 Vset	DR	145-160	12	7685N-1	8076N
DD 60 Series		Delco 25SI Alternator	DR	85	12	8066N	
DD 60 Series		Delco 26SI, 85 Amp, w/Relay Terminal	DR	85	12	8066N	
DD 60 Series		DR 30SI, 105 Amp, w/R Pin, w/o Transformer	DR	105	12	7940N	
DD 6V-53	1979-74	27SI Delco, Neg. Ground	DR	80	12	7138N	7850N
DD 6V-53		27SI Delco, Pos. Ground	DR	80	12	7136N	
DD 6V-53		30SI Delco, 24 Volt	DR	60	24	7263N	
DD 6V-53		30SI Delco, Neg. Ground	DR	90	12	7256N	
DD 6V-53		30SI Delco, Neg. Ground	DR	90	12	7262N	
DD 6V-53		Bosch Replacement Unit, 160 Amp, 3 Mounting Ears	BO	160	12	12490N	12715N
DD 6V-53		Bosch Replacement Unit, 200 Amp	BO	200	12	12715N	
DD 6V-53		Delco 25SI Alternator (24V)	DR	50	24	7254N	
DD 6V-53		Delco 25SI Alternator (Neg. Ground)	DR	75	12	7255N	8066N
DD 6V-53		Leece Neville 2500JB, 90 Amp	LN	130	12	7612N	7613N
DD 6V-53		Leece Neville 2600JB, 105 Amp	LN	130	12	7612N	7613N
DD 6V-53		Motorola 8LHA, 130 Amp, Std. Regulator	LN	160	12	8329N	
DD 6V-71		27SI Delco, Neg. Ground	DR	80	12	7138N	7850N
DD 6V-71		27SI Delco, Pos. Ground	DR	80	12	7136N	
DD 6V-71		30SI Delco, 24 Volt	DR	60	24	7263N	
DD 6V-71		30SI Delco, Neg. Ground	DR	90	12	7256N	
DD 6V-71		30SI Delco, Neg. Ground	DR	90	12	7262N	
DD 6V-71		Bosch Replacement Unit, 160 Amp, 3 Mounting Ears	BO	160	12	12490N	12715N
DD 6V-71		Bosch Replacement Unit, 200 Amp	BO	200	12	12715N	
DD 6V-71		Delco 25SI Alternator (24V)	DR	50	24	7254N	
DD 6V-71		Delco 25SI Alternator (Neg. Ground)	DR	75	12	7255N	8066N
DD 6V-71		Leece Neville 2500JB, 90 Amp	LN	130	12	7612N	7613N
DD 6V-71		Leece Neville 2600JB, 105 Amp	LN	130	12	7612N	7613N
DD 6V-71		Motorola 8LHA, 130 Amp, Std. Regulator	LN	160	12	8329N	
DD 6V-92	1993-89	Delco 21SI Alternator	DR	130	12	7681N	7685N
DD 6V-92		Delco 25SI Alternator	DR	85	12	8066N	
DD 6V-92		DR 30SI, 105 Amp, w/R Pin, w/o Transformer	DR	105	12	7940N	
DD 6V-92	1993-83	30SI Delco	DR	90	12	7262N	
DD 6V-92		Leece Neville 2700JB, 130 Amp	LN	130	12	7612N	7613N
DD 6V-92	1993-74	30SI Delco, Neg. Ground	DR	90	12	7256N	
DD 6V-92		Bosch Replacement Unit, 160 Amp, 3 Mounting Ears	BO	160	12	12490N	12715N
DD 6V-92		Bosch Replacement Unit, 200 Amp	BO	200	12	12715N	
DD 6V-92		Leece Neville 2600JB, 105 Amp	LN	130	12	7612N	7613N
DD 6V-92		Motorola 8LHA, 130 Amp, Std. Regulator	LN	160	12	8329N	
DD 6V-92	1988-83	Delco 25SI Alternator	DR	75	12	7255N	8066N
DD 6V-92	1988-74	Leece Neville 2500JB, 90 Amp	LN	130	12	7612N	7613N
DD 6V-92	1982-74	27SI Delco, Neg. Ground	DR	80	12	7138N	7850N
DD 6V-92		27SI Delco, Pos. Ground	DR	80	12	7136N	
DD 6V-92		30SI Delco, 24 Volt	DR	60	24	7263N	
DD 6V-92		30SI Delco, Neg. Ground	DR	90	12	7262N	
DD 6V-92		Delco 25SI Alternator (24V)	DR	50	24	7254N	
DD 6V-92		Delco 25SI Alternator (Neg. Ground)	DR	75	12	7255N	8066N
DD 8V-71	1981-74	27SI Delco, Neg. Ground	DR	80	12	7138N	7850N
DD 8V-71		27SI Delco, Pos. Ground	DR	80	12	7136N	
DD 8V-71		30SI Delco, 24 Volt	DR	60	24	7263N	
DD 8V-71		30SI Delco, Neg. Ground	DR	90	12	7256N	
DD 8V-71		30SI Delco, Neg. Ground	DR	90	12	7262N	
DD 8V-71		Bosch Replacement Unit, 160 Amp, 3 Mounting Ears	BO	160	12	12490N	12715N
DD 8V-71		Bosch Replacement Unit, 200 Amp	BO	200	12	12715N	
DD 8V-71		Delco 25SI Alternator (24V)	DR	50	24	7254N	
DD 8V-71		Delco 25SI Alternator (Neg. Ground)	DR	75	12	7255N	8066N
DD 8V-71		Leece Neville 2500JB, 90 Amp	LN	130	12	7612N	7613N
DD 8V-71		Leece Neville 2600JB, 105 Amp	LN	130	12	7612N	7613N
DD 8V-71		Motorola 8LHA, 130 Amp, Std. Regulator	LN	160	12	8329N	

ALTERNATORS

ALTERNATORS AND GENERATORS

ENGINE	YEAR	APPLICATION	Mfg	Amp	Volt	PART NO.	OPT. NO.
Western Star (Cont'd)							
All Models (By Engine) (Cont'd)							
DD 8V-92	1991-89	Delco 21SI Alternator	DR	130	12	7681N	7685N
DD 8V-92		Delco 25SI Alternator	DR	85	12	8066N	
DD 8V-92		DR 30SI, 105 Amp, w/R Pin, w/o Transformer	DR	105	12	7940N	
DD 8V-92	1991-83	30SI Delco	DR	90	12	7262N	
DD 8V-92		Leece Neville 2700JB, 130 Amp	LN	130	12	7612N	7613N
DD 8V-92	1991-74	30SI Delco, Neg. Ground	DR	90	12	7256N	
DD 8V-92		Bosch Replacement Unit, 160 Amp, 3 Mounting Ears	BO	160	12	12490N	12715N
DD 8V-92		Bosch Replacement Unit, 200 Amp	BO	200	12	12715N	
DD 8V-92		Leece Neville 2600JB, 105 Amp	LN	130	12	7612N	7613N
DD 8V-92		Motorola 8LHA, 130 Amp, Std. Regulator	LN	160	12	8329N	
DD 8V-92	1988-83	Delco 25SI Alternator	DR	75	12	7255N	8066N
DD 8V-92	1988-74	Leece Neville 2500JB, 90 Amp	LN	130	12	7612N	7613N
DD 8V-92	1982-74	27SI Delco, Neg. Ground	DR	80	12	7138N	7850N
DD 8V-92		27SI Delco, Pos. Ground	DR	80	12	7136N	
DD 8V-92		30SI Delco, 24 Volt	DR	60	24	7263N	
DD 8V-92		30SI Delco, Neg. Ground	DR	90	12	7262N	
DD 8V-92		Delco 25SI Alternator (24V)	DR	50	24	7254N	
DD 8V-92		Delco 25SI Alternator (Neg. Ground)	DR	75	12	7255N	8066N
Mercedes MBE4000	2007-02	DR 34SI, Quad Pad Mtg., 135 Amp, Remote Sense	DR	140	12	8609N	8614N
Mercedes MBE4000		DR 34SI, Quad Pad Mtg., 135 Amp, Road Gang Pkg.	DR	140	12	8609N	8614N
Mercedes MBE4000		DR 35SI HP, Quad Pad Mt., 140 Amp, High Temp. Pkg.	DR	140	12	8609N	8614N
Mercedes MBE4000		DR 35SI, Quad Pad Mt, 110 Amp Std.	DR	140	12	8609N	8614N
Mercedes MBE4000		DR 35SI, Quad Pad Mt., 135 Amp, Remote Sense	DR	140	12	8609N	8614N
Mercedes MBE4000		DR 35SI, Quad Pad Mt., 135 Amp, Road Gang Pkg.	DR	140	12	8609N	8614N
Mercedes MBE4000		DR 35SI, Quad Pad Mt., 135 Amp, Std.	DR	140	12	8609N	8614N
Mercedes MBE4000		DR36SI HP,Quad Pad Mt., 170 Amp, High Temp Pkg.	DR	170	12	8614N	
Mercedes MBE4000		LN, 160 Amp, w/Lamp Driver Reg.	DR	170	12	8614N	
Mercedes MBE4000		Std. DR 34SI, 110 Amp, Quad Pad Mt.	DR	140	12	8609N	8614N
Mercedes MBE4000		Std. DR 34SI, 135 Amp, Quad Pad Mt.	DR	135	12	8096N	8614N
White							
All Models (By Engine)							
Caterpillar 1693	1981-74	30SI Delco, 24 Volt	DR	60	24	7263N	
Caterpillar 1693		Delco 25SI Alternator (24V)	DR	50	24	7254N	
Caterpillar 3208	1984-74	27SI Delco, Neg. Ground	DR	80	12	7138N	7850N
Caterpillar 3208		27SI Delco, Pos. Ground	DR	80	12	7136N	
Caterpillar 3208		30SI Delco, Neg. Ground	DR	90	12	7256N	
Caterpillar 3208		30SI Delco, Neg. Ground	DR	90	12	7262N	
Caterpillar 3208		Bosch Replacement Unit, 160 Amp, 3 Mounting Ears	BO	160	12	12490N	12715N
Caterpillar 3208		Bosch Replacement Unit, 200 Amp	BO	200	12	12715N	
Caterpillar 3208		Delco 25SI Alternator (Neg. Ground)	DR	75	12	7255N	8066N
Caterpillar 3208		Leece Neville 2500JB, 90 Amp	LN	130	12	7612N	7613N
Caterpillar 3208		Leece Neville 2600JB, 105 Amp	LN	130	12	7612N	7613N
Caterpillar 3208		Motorola Loadhandler	LN	160	12	8329N	
Caterpillar 3306		27SI Delco, Neg. Ground	DR	80	12	7138N	7850N
Caterpillar 3306		27SI Delco, Pos. Ground	DR	80	12	7136N	
Caterpillar 3306		30SI Delco, 24 Volt	DR	60	24	7263N	
Caterpillar 3306		30SI Delco, Neg. Ground	DR	90	12	7256N	
Caterpillar 3306		30SI Delco, Neg. Ground	DR	90	12	7262N	
Caterpillar 3306		Bosch Replacement Unit, 160 Amp, 3 Mounting Ears	BO	160	12	12490N	12715N
Caterpillar 3306		Bosch Replacement Unit, 200 Amp	BO	200	12	12715N	
Caterpillar 3306		Delco 25SI Alternator (24V)	DR	50	24	7254N	
Caterpillar 3306		Delco 25SI Alternator (Neg. Ground)	DR	75	12	7255N	8066N
Caterpillar 3306		Leece Neville 2500JB, 90 Amp	LN	130	12	7612N	7613N
Caterpillar 3306		Leece Neville 2600JB, 105 Amp	LN	130	12	7612N	7613N
Caterpillar 3306		Motorola Loadhandler	LN	160	12	8329N	
Caterpillar 3406		27SI Delco, Neg. Ground	DR	80	12	7138N	7850N
Caterpillar 3406		27SI Delco, Pos. Ground	DR	80	12	7136N	
Caterpillar 3406		30SI Delco, 24 Volt	DR	60	24	7263N	
Caterpillar 3406		30SI Delco, Neg. Ground	DR	90	12	7256N	
Caterpillar 3406		30SI Delco, Neg. Ground	DR	90	12	7262N	
Caterpillar 3406		Bosch Replacement Unit, 160 Amp, 3 Mounting Ears	BO	160	12	12490N	12715N
Caterpillar 3406		Bosch Replacement Unit, 200 Amp	BO	200	12	12715N	
Caterpillar 3406		Delco 25SI Alternator (24V)	DR	50	24	7254N	
Caterpillar 3406		Delco 25SI Alternator (Neg. Ground)	DR	75	12	7255N	8066N

ALTERNATORS

ALTERNATORS AND GENERATORS

ENGINE	YEAR	APPLICATION	Mfg	Amp	Volt	PART NO.	OPT. NO.
White (Cont'd)							
All Models (By Engine) (Cont'd)							
Caterpillar 3406	1984-74	Leece Neville 2500JB, 90 Amp	LN	130	12	7612N	7613N
Caterpillar 3406		Leece Neville 2600JB, 105 Amp	LN	130	12	7612N	7613N
Caterpillar 3406		Motorola Loadhandler	LN	160	12	8329N	
Caterpillar 3408		30SI Delco, 24 Volt	DR	60	24	7263N	
Caterpillar 3408		Delco 25SI Alternator (24V)	DR	50	24	7254N	
Cummins K / KT		27SI Delco, Neg. Ground	DR	80	12	7138N	7850N
Cummins K / KT		27SI Delco, Pos. Ground	DR	80	12	7136N	
Cummins K / KT		30SI Delco, 24 Volt	DR	60	24	7263N	
Cummins K / KT		30SI Delco, Neg. Ground	DR	90	12	7256N	
Cummins K / KT		30SI Delco, Neg. Ground	DR	90	12	7262N	
Cummins K / KT		Bosch Replacement Unit, 160 Amp, 3 Mounting Ears	BO	160	12	12490N	12715N
Cummins K / KT		Bosch Replacement Unit, 200 Amp	BO	200	12	12715N	
Cummins K / KT		Delco 25SI Alternator (24V)	DR	50	24	7254N	
Cummins K / KT		Delco 25SI Alternator (Neg. Ground)	DR	75	12	7255N	8066N
Cummins K / KT		Leece Neville 2500JB, 90 Amp	LN	130	12	7612N	7613N
Cummins K / KT		Leece Neville 2600JB, 105 Amp	LN	130	12	7612N	7613N
Cummins K / KT		Motorola Loadhandler	LN	160	12	8329N	
Cummins NH.NTA,NTC,PT		27SI Delco, Neg. Ground	DR	80	12	7138N	7850N
Cummins NH.NTA,NTC,PT		27SI Delco, Pos. Ground	DR	80	12	7136N	
Cummins NH.NTA,NTC,PT		30SI Delco, 24 Volt	DR	60	24	7263N	
Cummins NH.NTA,NTC,PT		30SI Delco, Neg. Ground	DR	90	12	7256N	
Cummins NH.NTA,NTC,PT		30SI Delco, Neg. Ground	DR	90	12	7262N	
Cummins NH.NTA,NTC,PT		Bosch Replacement Unit, 160 Amp, 3 Mounting Ears	BO	160	12	12490N	12715N
Cummins NH.NTA,NTC,PT		Bosch Replacement Unit, 200 Amp	BO	200	12	12715N	
Cummins NH.NTA,NTC,PT		Delco 25SI Alternator (24V)	DR	50	24	7254N	
Cummins NH.NTA,NTC,PT		Delco 25SI Alternator (Neg. Ground)	DR	75	12	7255N	8066N
Cummins NH.NTA,NTC,PT		Leece Neville 2500JB, 90 Amp	LN	130	12	7612N	7613N
Cummins NH.NTA,NTC,PT		Leece Neville 2600JB, 105 Amp	LN	130	12	7612N	7613N
Cummins NH.NTA,NTC,PT		Motorola Loadhandler	LN	160	12	8329N	
Cummins VT-555		27SI Delco, Neg. Ground	DR	80	12	7138N	7850N
Cummins VT-555		27SI Delco, Pos. Ground	DR	80	12	7136N	
Cummins VT-555		30SI Delco, 24 Volt	DR	60	24	7263N	
Cummins VT-555		30SI Delco, Neg. Ground	DR	90	12	7256N	
Cummins VT-555		30SI Delco, Neg. Ground	DR	90	12	7262N	
Cummins VT-555		Bosch Replacement Unit, 160 Amp, 3 Mounting Ears	BO	160	12	12490N	12715N
Cummins VT-555		Bosch Replacement Unit, 200 Amp	BO	200	12	12715N	
Cummins VT-555		Delco 25SI Alternator (24V)	DR	50	24	7254N	
Cummins VT-555		Delco 25SI Alternator (Neg. Ground)	DR	75	12	7255N	8066N
Cummins VT-555		Leece Neville 2500JB, 90 Amp	LN	130	12	7612N	7613N
Cummins VT-555		Leece Neville 2600JB, 105 Amp	LN	130	12	7612N	7613N
Cummins VT-555		Motorola Loadhandler	LN	160	12	8329N	
Cummins VT-903		27SI Delco, Neg. Ground	DR	80	12	7138N	7850N
Cummins VT-903		27SI Delco, Pos. Ground	DR	80	12	7136N	
Cummins VT-903		30SI Delco, 24 Volt	DR	60	24	7263N	
Cummins VT-903		30SI Delco, Neg. Ground	DR	90	12	7256N	
Cummins VT-903		30SI Delco, Neg. Ground	DR	90	12	7262N	
Cummins VT-903		Bosch Replacement Unit, 160 Amp, 3 Mounting Ears	BO	160	12	12490N	12715N
Cummins VT-903		Bosch Replacement Unit, 200 Amp	BO	200	12	12715N	
Cummins VT-903		Delco 25SI Alternator (24V)	DR	50	24	7254N	
Cummins VT-903		Delco 25SI Alternator (Neg. Ground)	DR	75	12	7255N	8066N
Cummins VT-903		Leece Neville 2500JB, 90 Amp	LN	130	12	7612N	7613N
Cummins VT-903		Leece Neville 2600JB, 105 Amp	LN	130	12	7612N	7613N
Cummins VT-903		Motorola Loadhandler	LN	160	12	8329N	
DD 12V-71	1980-74	30SI Delco, 24 Volt	DR	60	24	7263N	
DD 12V-71		Delco 25SI Alternator (24V)	DR	50	24	7254N	
DD 6V-53	1982-74	27SI Delco, Neg. Ground	DR	80	12	7138N	7850N
DD 6V-53		27SI Delco, Pos. Ground	DR	80	12	7136N	
DD 6V-53		30SI Delco, Neg. Ground	DR	90	12	7256N	
DD 6V-53		30SI Delco, Neg. Ground	DR	90	12	7262N	
DD 6V-53		Bosch Replacement Unit, 160 Amp, 3 Mounting Ears	BO	160	12	12490N	12715N
DD 6V-53		Bosch Replacement Unit, 200 Amp	BO	200	12	12715N	
DD 6V-53		Delco 25SI Alternator (Neg. Ground)	DR	75	12	7255N	8066N
DD 6V-53		Leece Neville 2500JB, 90 Amp	LN	130	12	7612N	7613N
DD 6V-53		Leece Neville 2600JB, 105 Amp	LN	130	12	7612N	7613N
DD 6V-53		Motorola Loadhandler	LN	160	12	8329N	
DD 6V-71	1984-74	27SI Delco, Neg. Ground	DR	80	12	7138N	7850N

ALTERNATORS AND GENERATORS

ENGINE	YEAR	APPLICATION	Mfg	Amp	Volt	PART NO.	OPT. NO.	
White (Cont'd)								
All Models (By Engine) (Cont'd)								
DD 6V-71	1984-74	27SI Delco, Pos. Ground	DR	80	12	7136N		
DD 6V-71		30SI Delco, 24 Volt	DR	60	24	7263N		
DD 6V-71		30SI Delco, Neg. Ground	DR	90	12	7256N		
DD 6V-71		30SI Delco, Neg. Ground	DR	90	12	7262N		
DD 6V-71		Bosch Replacement Unit, 160 Amp, 3 Mounting Ears	BO	160	12	12490N	12715N	
DD 6V-71		Bosch Replacement Unit, 200 Amp	BO	200	12	12715N		
DD 6V-71		Delco 25SI Alternator (24V)	DR	50	24	7254N		
DD 6V-71		Delco 25SI Alternator (Neg. Ground)	DR	75	12	7255N	8066N	
DD 6V-71		Leece Neville 2500JB, 90 Amp	LN	130	12	7612N	7613N	
DD 6V-71		Leece Neville 2600JB, 105 Amp	LN	130	12	7612N	7613N	
DD 6V-71		Motorola Loadhandler	LN	160	12	8329N		
DD 6V-92		1981-74	27SI Delco, Neg. Ground	DR	80	12	7138N	7850N
DD 6V-92			27SI Delco, Pos. Ground	DR	80	12	7136N	
DD 6V-92			30SI Delco, 24 Volt	DR	60	24	7263N	
DD 6V-92			30SI Delco, Neg. Ground	DR	90	12	7256N	
DD 6V-92			30SI Delco, Neg. Ground	DR	90	12	7262N	
DD 6V-92			Bosch Replacement Unit, 160 Amp, 3 Mounting Ears	BO	160	12	12490N	12715N
DD 6V-92			Bosch Replacement Unit, 200 Amp	BO	200	12	12715N	
DD 6V-92			Delco 25SI Alternator (24V)	DR	50	24	7254N	
DD 6V-92			Delco 25SI Alternator (Neg. Ground)	DR	75	12	7255N	8066N
DD 6V-92	Leece Neville 2500JB, 90 Amp		LN	130	12	7612N	7613N	
DD 6V-92	Leece Neville 2600JB, 105 Amp		LN	130	12	7612N	7613N	
DD 6V-92	Motorola Loadhandler		LN	160	12	8329N		
DD 8V-71	1981-74		27SI Delco, Neg. Ground	DR	80	12	7138N	7850N
DD 8V-71			27SI Delco, Pos. Ground	DR	80	12	7136N	
DD 8V-71			30SI Delco, 24 Volt	DR	60	24	7263N	
DD 8V-71			30SI Delco, Neg. Ground	DR	90	12	7256N	
DD 8V-71			30SI Delco, Neg. Ground	DR	90	12	7262N	
DD 8V-71			Bosch Replacement Unit, 160 Amp, 3 Mounting Ears	BO	160	12	12490N	12715N
DD 8V-71			Bosch Replacement Unit, 200 Amp	BO	200	12	12715N	
DD 8V-71			Delco 25SI Alternator (24V)	DR	50	24	7254N	
DD 8V-71		Delco 25SI Alternator (Neg. Ground)	DR	75	12	7255N	8066N	
DD 8V-71		Leece Neville 2500JB, 90 Amp	LN	130	12	7612N	7613N	
DD 8V-71		Leece Neville 2600JB, 105 Amp	LN	130	12	7612N	7613N	
DD 8V-71		Motorola Loadhandler	LN	160	12	8329N		
DD 8V-92		1984-74	27SI Delco, Neg. Ground	DR	80	12	7138N	7850N
DD 8V-92			27SI Delco, Pos. Ground	DR	80	12	7136N	
DD 8V-92			30SI Delco, Neg. Ground	DR	90	12	7256N	
DD 8V-92			30SI Delco, Neg. Ground	DR	90	12	7262N	
DD 8V-92			Bosch Replacement Unit, 160 Amp, 3 Mounting Ears	BO	160	12	12490N	12715N
DD 8V-92			Bosch Replacement Unit, 200 Amp	BO	200	12	12715N	
DD 8V-92			Delco 25SI Alternator (24V)	DR	50	24	7254N	
DD 8V-92			Delco 25SI Alternator (Neg. Ground)	DR	75	12	7255N	8066N
DD 8V-92	Leece Neville 2500JB, 90 Amp		LN	130	12	7612N	7613N	
DD 8V-92	Leece Neville 2600JB, 105 Amp		LN	130	12	7612N	7613N	
DD 8V-92	Motorola Loadhandler	LN	160	12	8329N			
White (Rio Division)								
All Models (By Engine)								
Various Eng.	1968-67	Delco 10DN Alternator	DR	63	12	7122N		

ALTERNATORS

STARTERS

ENGINE	YEAR	APPLICATION	Mfg	Type	Volt	PART NO.	OPT. NO.
Autocar							
A-10264 / LS							
Cummins NH-220	1966-63	12 Volt	DR	DD	12	3974N	6356N
Cummins NH-220		24 Volt	DR	DD	24	3745N	6370N
A-102T							
Cummins NH-220	1970-63	12 Volt	DR	DD	12	3974N	6356N
Cummins NH-220		24 Volt	DR	DD	24	3745N	6370N
A-10464 / LS							
Cummins NH-220	1970-67	12 Volt	DR	DD	12	3974N	6356N
Cummins NH-220		24 Volt	DR	DD	24	3745N	6370N
A-7564T							
Cummins NH-220	1970-63	12 Volt	DR	DD	12	3974N	6356N
Cummins NH-220		24 Volt	DR	DD	24	3745N	6370N
A-75T							
Cummins NH-220	1970-63	12 Volt	DR	DD	12	3974N	6356N
Cummins NH-220		24 Volt	DR	DD	24	3745N	6370N
All Models (By Engine)							
Caterpillar 1673	1972-68	Delco System	DR	DD	12	3974N	6356N
Caterpillar 1674	1979-75	Delco System	DR	DD	12	3339N	18572N
Caterpillar 1674		Delco System	DR	DD	24	3948N	6360N
Caterpillar 1674	1974-71	Delco System	DR	DD	12	3974N	6356N
Caterpillar 1674	1970-68	Delco System	DR	DD	12	3339N	18572N
Caterpillar 1693T / TA	1979-70	Delco System	DR	DD	24	4897N	
Caterpillar 3306	1979-75	Delco System	DR	DD	12	3339N	18572N
Caterpillar 3406		Delco System	DR	DD	24	4930N	
Cummins C-180	1969-68	12 Volt	DR	DD	12	3974N	6356N
Cummins C-180		24 Volt	DR	DD	24	3745N	6370N
Cummins KT-450	1979-75	50MT, 24V	DR	DD	24	4930N	
Cummins NH-230	1979-73	12 Volt	DR	DD	12	3974N	6356N
Cummins NH-230		24 Volt	DR	DD	24	3745N	6370N
Cummins NH-230	1972-70	12 Volt	DR	DD	12	3974N	6356N
Cummins NH-230		24 Volt	DR	DD	24	3745N	6370N
Cummins NHC-250	1972-68	12 Volt	DR	DD	12	3974N	6356N
Cummins NHC-250		24 Volt	DR	DD	24	3745N	6370N
Cummins NHCT-270	1969-68	12 Volt	DR	DD	12	3974N	6356N
Cummins NHCT-270		24 Volt	DR	DD	24	3745N	6370N
Cummins NHRS		12 Volt	DR	DD	12	3974N	6356N
Cummins NHRS		24 Volt	DR	DD	24	3745N	6370N
Cummins NTA-370	1974-73	12 Volt	DR	DD	12	3974N	6356N
Cummins NTA-370		24 Volt	DR	DD	24	3745N	6370N
Cummins NTA-370	1972-70	12 Volt	DR	DD	12	3974N	6356N
Cummins NTA-370		24 Volt	DR	DD	24	3745N	6370N
Cummins NTA-400	1979-75	12 Volt	DR	DD	12	3974N	6356N
Cummins NTA-400		24 Volt	DR	DD	24	3745N	6370N
Cummins NTC-230		12 Volt	DR	DD	12	3974N	6356N
Cummins NTC-230		24 Volt	DR	DD	24	3745N	6370N
Cummins NTC-250	1979-76	12 Volt	DR	DD	12	3974N	6356N
Cummins NTC-250		24 Volt	DR	DD	24	3745N	6370N
Cummins NTC-270	1972-70	12 Volt	DR	DD	12	3974N	6356N
Cummins NTC-270		24 Volt	DR	DD	24	3745N	6370N
Cummins NTC-290	1979-73	12 Volt	DR	DD	12	3974N	6356N
Cummins NTC-290		24 Volt	DR	DD	24	3745N	6370N
Cummins NTC-290	1972-70	12 Volt	DR	DD	12	3974N	6356N
Cummins NTC-290		24 Volt	DR	DD	24	3745N	6370N
Cummins NTC-335	1974-73	12 Volt	DR	DD	12	3974N	6356N
Cummins NTC-335		24 Volt	DR	DD	24	3745N	6370N
Cummins NTC-335	1972-68	12 Volt	DR	DD	12	3974N	6356N
Cummins NTC-335		24 Volt	DR	DD	24	3745N	6370N
Cummins NTC-350	1975-73	12 Volt	DR	DD	12	3974N	6356N
Cummins NTC-350		24 Volt	DR	DD	24	3745N	6370N
Cummins NTC-350	1972-70	12 Volt	DR	DD	12	3974N	6356N
Cummins NTC-350		24 Volt	DR	DD	24	3745N	6370N
Cummins PT-270	1979-73	12 Volt	DR	DD	12	3974N	6356N
Cummins PT-270		24 Volt	DR	DD	24	3745N	6370N
Cummins PT-300	1979-75	12 Volt	DR	DD	12	3974N	6356N

STARTERS

ENGINE	YEAR	APPLICATION	Mfg	Type	Volt	PART NO.	OPT. NO.
Autocar (Cont'd)							
All Models (By Engine) (Cont'd)							
Cummins PT-300	1979-75	24 Volt	DR	DD	24	3745N	6370N
Cummins Super 250	1974-73	12 Volt	DR	DD	12	3974N	6356N
Cummins Super 250		24 Volt	DR	DD	24	3745N	6370N
Cummins V8-350	1969-68	12 Volt	DR	DD	12	3974N	6356N
Cummins V8-350		24 Volt	DR	DD	24	3745N	6370N
Cummins V8E-235		12 Volt	DR	DD	12	3974N	6356N
Cummins V8E-235		24 Volt	DR	DD	24	3745N	6370N
Cummins V-903	1972-70	12 Volt	DR	DD	12	3974N	6356N
Cummins V-903		24 Volt	DR	DD	24	3745N	6370N
DD 12V-71N	1979-70	Delco System	DR	DD	24	4930N	
DD 6V-71	1979-73	Delco System	DR	PLGR	12	6924N	
DD 6V-71	1972-70	Delco System	DR	PLGR	12	6924N	
DD 6V-92	1979-76	Delco System	DR	DD	12	3974N	6356N
DD 8V-71		DD 8V-71 Models	DR	DD	12	3974N	6356N
DD 8V-71		DD 8V-71N Models	DR	PLGR	12	6924N	
DD 8V-92	1975	Delco System	DR	DD	12	3974N	6356N
AU-7064T							
Cummins NH-220	1970-65	12 Volt	DR	DD	12	3974N	6356N
Cummins NH-220		24 Volt	DR	DD	24	3745N	6370N
AU-70T							
Cummins NH-220	1970-65	12 Volt	DR	DD	12	3974N	6356N
Cummins NH-220		24 Volt	DR	DD	24	3745N	6370N
DC-102							
Cummins NH-220	1970-63	12 Volt	DR	DD	12	3974N	6356N
Cummins NH-220		24 Volt	DR	DD	24	3745N	6370N
DC-10264 / L							
Cummins NH-220	1970-63	12 Volt	DR	DD	12	3974N	6356N
Cummins NH-220		24 Volt	DR	DD	24	3745N	6370N
DC-102T							
Cummins NH-220	1964-63	12 Volt	DR	DD	12	3974N	6356N
Cummins NH-220		24 Volt	DR	DD	24	3745N	6370N
DC-102TL							
Cummins NH-220	1964-63	12 Volt	DR	DD	12	3974N	6356N
Cummins NH-220		24 Volt	DR	DD	24	3745N	6370N
DC-10364							
Cummins HRF	1970-63	12 Volt	DR	DD	12	3974N	6356N
Cummins HRF		24 Volt	DR	DD	24	3745N	6370N
DC-103D							
Cummins NH-220	1970-63	12 Volt	DR	DD	12	3974N	6356N
Cummins NH-220		24 Volt	DR	DD	24	3745N	6370N
DC-103T							
Cummins NH-220	1964-63	12 Volt	DR	DD	12	3974N	6356N
Cummins NH-220		24 Volt	DR	DD	24	3745N	6370N
DC-10464							
Cummins HRF	1970-63	12 Volt	DR	DD	12	3974N	6356N
Cummins HRF		24 Volt	DR	DD	24	3745N	6370N
DC-11064							
Cummins NH-220	1964-63	12 Volt	DR	DD	12	3974N	6356N
Cummins NH-220		24 Volt	DR	DD	24	3745N	6370N
DC-20364							
Cummins NH-220	1970-63	12 Volt	DR	DD	12	3974N	6356N
Cummins NH-220		24 Volt	DR	DD	24	3745N	6370N
DC-7384							
Cummins HRF	1970-65	12 Volt	DR	DD	12	3974N	6356N
Cummins HRF		24 Volt	DR	DD	24	3745N	6370N
DC-74T							
Cummins NH-220	1964-63	12 Volt	DR	DD	12	3974N	6356N
Cummins NH-220		24 Volt	DR	DD	24	3745N	6370N

STARTERS

STARTERS

ENGINE	YEAR	APPLICATION	Mfg	Type	Volt	PART NO.	OPT. NO.
Autocar (Cont'd)							
DC-7564 / T / TL							
Cummins NH-220	1970-63	12 Volt	DR	DD	12	3974N	6356N
Cummins NH-220		24 Volt	DR	DD	24	3745N	6370N
DC-75T							
Cummins NH-220	1970-63	12 Volt	DR	DD	12	3974N	6356N
Cummins NH-220		24 Volt	DR	DD	24	3745N	6370N
DC-75TL							
Cummins NH-220	1970-63	12 Volt	DR	DD	12	3974N	6356N
Cummins NH-220		24 Volt	DR	DD	24	3745N	6370N
DC-85							
Cummins NH-220	1964-63	12 Volt	DR	DD	12	3974N	6356N
Cummins NH-220		24 Volt	DR	DD	24	3745N	6370N
DC-87							
Cummins HRF	1970-63	12 Volt	DR	DD	12	3974N	6356N
Cummins HRF		24 Volt	DR	DD	24	3745N	6370N
DC-87D							
Cummins HRF	1970-63	12 Volt	DR	DD	12	3974N	6356N
Cummins HRF		24 Volt	DR	DD	24	3745N	6370N
DC-9264							
Cummins HRF	1970-65	12 Volt	DR	DD	12	3974N	6356N
Cummins HRF		24 Volt	DR	DD	24	3745N	6370N
DC-9364							
Cummins HRF	1970-65	12 Volt	DR	DD	12	3974N	6356N
Cummins HRF		24 Volt	DR	DD	24	3745N	6370N
DC-9564							
Cummins NH-220	1970-63	12 Volt	DR	DD	12	3974N	6356N
Cummins NH-220		24 Volt	DR	DD	24	3745N	6370N
DC-9564MS							
Cummins NH-250	1970-63	12 Volt	DR	DD	12	3974N	6356N
Cummins NH-250		24 Volt	DR	DD	24	3745N	6370N
DC-9764							
Cummins HRF	1970-63	12 Volt	DR	DD	12	3974N	6356N
Cummins HRF		24 Volt	DR	DD	24	3745N	6370N
DC-9964							
Cummins HRF	1970-63	12 Volt	DR	DD	12	3974N	6356N
Cummins HRF		24 Volt	DR	DD	24	3745N	6370N
DCU-7064T / TL							
Cummins HRF-10	1970-63	12 Volt	DR	DD	12	3974N	6356N
Cummins HRF-10		24 Volt	DR	DD	24	3745N	6370N
DCU-70T / TL							
Cummins HRF-10	1970-63	12 Volt	DR	DD	12	3974N	6356N
Cummins HRF-10		24 Volt	DR	DD	24	3745N	6370N
DCU-75T							
Cummins HRF	1970-63	12 Volt	DR	DD	12	3974N	6356N
Cummins HRF		24 Volt	DR	DD	24	3745N	6370N
DCV-7264T / TL							
Cummins V8-265	1964-63	12 Volt	DR	DD	12	3974N	6356N
Cummins V8-265		24 Volt	DR	DD	24	3745N	6370N
DCV-72T							
Cummins V8-265	1964-63	12 Volt	DR	DD	12	3974N	6356N
Cummins V8-265		24 Volt	DR	DD	24	3745N	6370N
Bluebird							
All Models (By Engine)							
Cat. 3208	All	Delco System, CW Rot.	DR	PLGR	12	6907N	
Caterpillar 3116	2003-96	Delco System (w/OCP)	DR	DD	12	6668N	18989N
Caterpillar 3116		Denso OSGR, 4.8kw, Wet Clutch	ND	OSGR	12	18989N	6668N
Caterpillar 3126		Delco System (w/OCP)	DR	DD	12	6668N	18989N
Caterpillar 3126		Denso OSGR, 4.8kw, Wet Clutch	ND	OSGR	12	18989N	6668N

STARTERS

ENGINE	YEAR	APPLICATION	Mfg	Type	Volt	PART NO.	OPT. NO.
Bluebird (Cont'd)							
All Models (By Engine) (Cont'd)							
Caterpillar C7, 7.2L Diesel	2008-04	Delco 38MT	DR	PLGR	12	6807N	
Caterpillar C7, 7.2L Diesel	2006-04	Denso OSGR, 4.8kw, Wet Clutch	ND	OSGR	12	18989N	6668N
Cummins 5.9L Diesel	1998-94	Denso System (Dry Clutch)	ND	OSGR	12	16990N	
Cummins 5.9L Diesel		Denso System (Dry, w/Grnd Stud)	ND	OSGR	12	18507N	
Cummins 5.9L Diesel		Denso System (Wet Clutch)	ND	OSGR	12	16990N	
Cummins 5.9L Diesel		DR OSGR, 28MT	DR	OSGR	12	6585N	6841N
Cummins 6BT	All	Denso OSGR	ND	OSGR	12	16990N	
Cummins ISB	1998-97	Denso System	ND	OSGR	12	18507N	
Cummins ISC	2005-95	Denso System	ND	OSGR	12	18508N	
OM904, 4.3L Mercedes Diesel.	2006-02	Opt. 29MT, w/o IMS	DR	PLGR	12	6842N	
OM904, 4.3L Mercedes Diesel.		Std. 28MT	DR	OSGR	12	6610N	6842N
OM906LA, 6.4L Mercedes Diesel.	2002	Std. 28MT	DR	OSGR	12	6610N	6842N
OM924LA, 4.8L Mercedes Diesel.	2007-05	Opt. 29MT, w/o IMS	DR	PLGR	12	6842N	
OM924LA, 4.8L Mercedes Diesel.		Std. 28MT	DR	OSGR	12	6610N	6842N
OM926LA, 7.2L Mercedes Diesel.	2008-04	38MT, w/IMS	DR	PLGR	12	6831N	
VT-365, 6.0L IHC Diesel.	2006-05	Delco 29MT	DR	PLGR	12	6843N	
Caterpillar							
1140							
V8 Eng.	1977-71	Delco System	DR	DD	12	3339N	18572N
V8 Eng.	1970-69	Delco System	DR	DD	12	3339N	18572N
1145							
V8 Eng.	1977-71	Delco System	DR	DD	12	3339N	18572N
V8 Eng.	1970-69	Delco System	DR	DD	12	3339N	18572N
1150							
V8 Eng.	1977-71	Delco System	DR	DD	12	3339N	18572N
V8 Eng.	1970-69	Delco System	DR	DD	12	3339N	18572N
1160							
V8 Eng.	1977-71	Delco System	DR	DD	12	3339N	18572N
V8 Eng.	1970-69	Delco System	DR	DD	12	3339N	18572N
1670							
4 Cyl. Eng.	1970-68	Delco System	DR	DD	12	3339N	18572N
4 Cyl. Eng.		Delco System	DR	DD	24	3948N	6360N
4 Cyl. Eng.	1967-65	Delco System	DR	DD	24	3745N	6370N
4 Cyl. Eng.		Delco System	DR	DD	12	3974N	6356N
1673							
6 Cyl. Eng.	1974-71	Delco System	DR	DD	12	3339N	18572N
6 Cyl. Eng.		Delco System	DR	DD	24	3948N	6360N
6 Cyl. Eng.	1970-68	Delco System	DR	DD	12	3339N	18572N
6 Cyl. Eng.		Delco System	DR	DD	24	3948N	6360N
6 Cyl. Eng.	1967-64	Delco System	DR	DD	24	3745N	6370N
6 Cyl. Eng.		Delco System	DR	DD	12	3974N	6356N
1674							
6 Cyl. Eng.	1974-67	Delco System	DR	DD	12	3339N	18572N
6 Cyl. Eng.		Delco System	DR	DD	24	3948N	6360N
6 Cyl. Eng.	1970-68	Delco System	DR	DD	12	3339N	18572N
6 Cyl. Eng.		Delco System	DR	DD	24	3948N	6360N
1676							
8 Cyl. Eng.	1970-68	Delco System	DR	DD	24	3948N	6360N
8 Cyl. Eng.	1970-65	Delco System	DR	DD	12	3339N	18572N
8 Cyl. Eng.	1967-65	Delco System	DR	DD	24	3948N	6360N
1693							
6 Cyl. Eng.	1977-71	Delco System	DR	DD	24	4897N	
6 Cyl. Eng.	1970-64	Delco System	DR	DD	24	4897N	

STARTERS

STARTERS

ENGINE	YEAR	APPLICATION	Mfg	Type	Volt	PART NO.	OPT. NO.
Caterpillar (Cont'd)							
3204							
Various Eng.	1993-91	Denso System	DR	DD	12	6382N-PT	6807N
Various Eng.	1993-85	Delco System	DR	DD	12	6391N-PT	
Various Eng.		Delco System	DR	DD	12	6516N	6566N
1673C							
6 Cyl. Eng.	1977-71	Delco System	DR	DD	24	3948N	6360N
3054 Perkins							
Various Eng.	2000-95	Bosch System	BO	DD	12	17257N	
Chevrolet							
Avalanche 2500							
V8 8.1L 496cid	2006-03	NDenso Unit	ND	OSGR	12	17880N	
V8 8.1L 496cid	2002	Delco Unit	DR	PMGR	12	6449N	
B60							
8 Cyl. 5.7L 350cid	1979	A.T.	DR	DD	12	3533R	
8 Cyl. 5.7L 350cid		w/12" Clutch (Std.)	DR	DD	12	3686N	
8 Cyl. 5.7L 350cid		w/13" Clutch (Std.)	DR	DD	12	3633N	
V8 5.7L 350cid	1990-84	w/13" Clutch (Opt.)	DR	DD	12	3686N	
V8 5.7L 350cid		w/M.T., Opt. High Torque	DR	DD	12	4174N	
V8 5.7L 350cid	1990-80	A.T.	DR	DD	12	3533R	
V8 5.7L 350cid		w/13" Clutch (Std.)	DR	DD	12	3633N	
V8 5.7L 350cid	1983-81	w/12" Clutch (H.D.)	DR	DD	12	3533R	
V8 5.7L 350cid		w/13" Clutch (H.D.)	DR	DD	12	4174N	
V8 5.7L 350cid	1983-80	w/12" Clutch (Std.)	DR	DD	12	3686N	
V8 6.0L 366cid	1991	A.T.	DR	DD	12	3533R	
V8 6.0L 366cid	1991-90	w/M.T., Opt. High Torque	DR	DD	12	4174N	
V8 6.0L 366cid	1990	MT643G	DR	DD	12	4038N	
V8 6.0L 366cid		w/A.T.-545 Trans.	DR	DD	12	3533R	
V8 8.2L 501cid	1991-89	DD 8.2L (N, T)	DR	DD	12	6348N-PT	
V8 8.2L 501cid	1988-86	Opt. 37 MT	DR	DD	12	6348N-PT	
V8 8.2L 501cid	1985-83	Optional, DR 37MT	DR	DD	12	6348N-PT	
B7							
Caterpillar 3116, 6.6L	2002-99	41MT w/OCP	DR	DD	12	6668N	18989N
L6 6.6L 403cid	1998-93	Caterpillar 3116, Opt. 37MT, 10-Tooth, w/Ground Stud on Solenoid	DR	DD	12	6504N-PT	
L6 6.6L 403cid		Std. 37MT, 10-Tooth, w/o Ground Stud on Solenoid	DR	DD	12	6505N-PT	6807N
L6 6.6L 403cid	1997-95	Caterpillar 3116, Std. 37MT, 10-Tooth, w/o Ground Stud on Solenoid	DR	DD	12	6505N-PT	6807N
L6 7.2L 441cid	2002-99	10-Tooth, 41MT	DR	DD	12	6668N	18989N
L6 7.2L 441cid		Opt. 41MT (w/OCP)	DR	DD	12	6668N	18989N
L6 7.2L 441cid	1998	Caterpillar 3126, Opt. 37MT, 10-Tooth, w/Ground Stud on Solenoid	DR	DD	12	6504N-PT	
L6 7.2L 441cid		Std. 37MT, 10-Tooth, w/o Ground Stud on Solenoid	DR	DD	12	6505N-PT	6807N
V8 6.0L 366cid		w/A.T.-545	DR	PMGR	12	6449N	
V8 6.0L 366cid		M.T.	DR	PMGR	12	6452NM	
V8 6.0L 366cid	1997-96	A.T.	DR	PMGR	12	6449N	
V8 6.0L 366cid		M.T.	DR	PMGR	12	6452NM	
V8 6.0L 366cid	1995	M.T., 10MT w/ground stud in case	DR	DD	12	6375N	
V8 6.0L 366cid		M.T., PG260M	DR	PMGR	12	6452NM	
V8 6.0L 366cid	1994-93	w/M.T., 10MT w/ground stud in case	DR	DD	12	6375N	
V8 6.5L 395cid	1998-97	Std. Unit	DR	OSGR	12	6469N	
V8 7.0L 7011cc 427cid	1998	A.T.	DR	PMGR	12	6449N	
V8 7.0L 7011cc 427cid		M.T.	DR	PMGR	12	6452NM	
V8 7.0L 7011cc 427cid	1997	M.T.	DR	PMGR	12	6452NM	
V8 7.0L 7011cc 427cid	1997-96	A.T.	DR	PMGR	12	6449N	
V8 7.0L 7011cc 427cid	1996	M.T.	DR	PMGR	12	6452NM	
V8 7.0L 7011cc 427cid	1995	M.T., Delco PG260M	DR	PMGR	12	6452NM	
C20							
L6 4.1L 250cid	1984-82	RWD	DR	DD	12	3510MN	
L6 4.1L 250cid	1981-75	Delco "PG" Series High Performance upgrade	DR	PMGR	12	3510N-PG	
L6 4.1L 250cid		Std. Unit	DR	DD	12	3510N	3510N-PG
L6 4.8L 292cid	1986-82	RWD	DR	DD	12	3510MN	
L6 4.8L 292cid	1981-75	Delco "PG" Series High Performance upgrade	DR	PMGR	12	3510N-PG	
L6 4.8L 292cid		Std. Unit	DR	DD	12	3510N	3510N-PG

STARTERS

ENGINE	YEAR	APPLICATION	Mfg	Type	Volt	PART NO.	OPT. NO.
Chevrolet (Cont'd)							
C20 (Cont'd)							
L6 4.8L 292cid	1977-76	A.T., Delco "PG" Series High Performance upgrade	DR	PMGR	12	3510N-PG	
L6 4.8L 292cid		A.T., Std. Unit	DR	DD	12	3510N	3510N-PG
L6 4.8L 292cid		w/3-Spd. M.T., Delco "PG" Series High Performance upgrade	DR	PMGR	12	3510N-PG	
L6 4.8L 292cid		w/3-Spd. M.T., Std. Unit	DR	DD	12	3510N	3510N-PG
L6 4.8L 292cid		w/4-Spd. M.T.	DR	DD	12	3686N	
V6 4.3L 262cid	1986-85	Std. Unit	DR	DD	12	3510MN	
V8 5.0L 305cid	1986	Std. Unit	DR	DD	12	3510MN	
V8 5.0L 305cid	1985	From Mid 1985	DR	DD	12	3510MN	
V8 5.0L 305cid		To Mid 1985	DR	DD	12	6313N	
V8 5.0L 305cid	1984	Std. Unit	DR	DD	12	6313N	
V8 5.0L 305cid	1983	VIN F	DR	DD	12	3510MN	
V8 5.0L 305cid		VIN H	DR	DD	12	6313N	
V8 5.0L 305cid	1982	Std. Unit	DR	DD	12	6313N	
V8 5.0L 305cid	1981	Std. Unit	DR	DD	12	6313N	
V8 5.0L 305cid	1980-77	Delco "PG" Series High Performance upgrade	DR	PMGR	12	3510N-PG	
V8 5.0L 305cid		Std. Unit	DR	DD	12	3510N	3510N-PG
V8 5.7L 350cid	1986-83	Std. Unit	DR	DD	12	3510MN	
V8 5.7L 350cid	1982	A.T., VIN M	DR	DD	12	3510MN	
V8 5.7L 350cid		M.T., VIN M	DR	DD	12	3686N	
V8 5.7L 350cid		VIN L	DR	DD	12	3510MN	
V8 5.7L 350cid	1981	Diesel, Aluminum Front Housing	DR	DD	12	3725R	
V8 5.7L 350cid	1981-75	Delco "PG" Series High Performance upgrade	DR	PMGR	12	3510N-PG	
V8 5.7L 350cid		Std. Unit	DR	DD	12	3510N	3510N-PG
V8 5.7L 350cid	1979-78	Std. Unit	DR	DD	12	3510N	3510N-PG
V8 6.2L 379cid	1986-82	Diesel	DR	OSGR	12	6469N	
V8 6.6L 400cid	1980-76	Delco "PG" Series High Performance upgrade	DR	PMGR	12	3510N-PG	
V8 6.6L 400cid		Std. Unit	DR	DD	12	3510N	3510N-PG
V8 7.4L 454cid	1986-82	Std. Unit	DR	DD	12	3510MN	
V8 7.4L 454cid	1981-75	Delco "PG" Series High Performance upgrade	DR	PMGR	12	3510N-PG	
V8 7.4L 454cid		Std. Unit	DR	DD	12	3510N	3510N-PG
C20 Pickup							
L6 3.8L 3769cc 230cid	1965-63	A.T., Opt. Hi Performance PG260M	DR	PMGR	12	3631N-PG	
L6 3.8L 3769cc 230cid		A.T., Std. Delco Unit	DR	DD	12	3838N	
L6 3.8L 3769cc 230cid		M.T.	DR	DD	12	3686N	
L6 4.1L 250cid	1974-73	M.T., Delco "PG" Series High Performance upgrade	DR	PMGR	12	3510N-PG	
L6 4.1L 250cid		M.T., Std. Unit	DR	DD	12	3510N	3510N-PG
L6 4.1L 250cid	1974-72	A.T., Opt. Hi Performance PG260M	DR	PMGR	12	3631N-PG	
L6 4.1L 250cid		A.T., Std. Delco Unit	DR	DD	12	3838N	
L6 4.1L 250cid	1972-68	M.T.	DR	DD	12	3686N	
L6 4.1L 250cid	1971-68	A.T., PowerGlide, Opt. Hi Performance PG260M	DR	PMGR	12	3631N-PG	
L6 4.1L 250cid		w/PowerGlide, Std. Delco Unit	DR	DD	12	3838N	
L6 4.1L 250cid	1969	A.T., w/PowerGlide, Std. Delco Unit	DR	DD	12	3838N	
L6 4.1L 4097cc 250cid	1974-73	M.T., Delco "PG" Series High Performance upgrade	DR	PMGR	12	3510N-PG	
L6 4.1L 4097cc 250cid		M.T., Std. Unit	DR	DD	12	3510N	3510N-PG
L6 4.1L 4097cc 250cid	1974-72	A.T., Opt. Hi Performance PG260M	DR	PMGR	12	3631N-PG	
L6 4.1L 4097cc 250cid		A.T., Std. Delco Unit	DR	DD	12	3838N	
L6 4.1L 4097cc 250cid	1972-66	M.T.	DR	DD	12	3686N	
L6 4.1L 4097cc 250cid	1971-66	A.T., PowerGlide, Opt. Hi Performance PG260M	DR	PMGR	12	3631N-PG	
L6 4.1L 4097cc 250cid		w/PowerGlide, Std. Delco Unit	DR	DD	12	3838N	
L6 4.1L 4098cc 250cid	1974-73	M.T., Delco "PG" Series High Performance upgrade	DR	PMGR	12	3510N-PG	
L6 4.1L 4098cc 250cid		M.T., Std. Unit	DR	DD	12	3510N	3510N-PG
L6 4.1L 4098cc 250cid	1974-72	A.T., Opt. Hi Performance PG260M	DR	PMGR	12	3631N-PG	
L6 4.1L 4098cc 250cid		A.T., Std. Delco Unit	DR	DD	12	3838N	
L6 4.1L 4098cc 250cid	1972-66	M.T.	DR	DD	12	3686N	
L6 4.1L 4098cc 250cid	1967-66	A.T., PowerGlide, Opt. Hi Performance PG260M	DR	PMGR	12	3631N-PG	
L6 4.1L 4098cc 250cid		w/PowerGlide, Std. Delco Unit	DR	DD	12	3838N	
L6 4.3L 4278cc 261cid	1961	M.T.	DR	DD	12	3630R	
L6 4.8L 292cid	1974	M.T., VIN S	DR	DD	12	3686N	
L6 4.8L 292cid		VIN T, Delco "PG" Series High Performance upgrade	DR	PMGR	12	3510N-PG	
L6 4.8L 292cid		VIN T, Std. Unit	DR	DD	12	3510N	3510N-PG
L6 4.8L 292cid	1973	Delco "PG" Series High Performance upgrade	DR	PMGR	12	3510N-PG	
L6 4.8L 292cid		Std. Unit	DR	DD	12	3510N	3510N-PG
L6 4.8L 292cid	1972-69	M.T.	DR	DD	12	3686N	
L6 4.8L 292cid	1971-69	A.T., PowerGlide, Opt. Hi Performance PG260M	DR	PMGR	12	3631N-PG	

STARTERS

STARTERS

ENGINE	YEAR	APPLICATION	Mfg	Type	Volt	PART NO.	OPT. NO.
Chevrolet (Cont'd)							
C20 Pickup (Cont'd)							
L6 4.8L 292cid	1971-69	w/PowerGlide, Std. Delco Unit	DR	DD	12	3838N	
L6 4.8L 292cid	1968	Std. Unit	DR	DD	12	3686N	
L6 4.8L 4786cc 292cid	1974	M.T., VIN S	DR	DD	12	3686N	
L6 4.8L 4786cc 292cid		VIN T, Delco "PG" Series High Performance upgrade	DR	PMGR	12	3510N-PG	
L6 4.8L 4786cc 292cid		VIN T, Std. Unit	DR	DD	12	3510N	3510N-PG
L6 4.8L 4786cc 292cid	1973	Delco "PG" Series High Performance upgrade	DR	PMGR	12	3510N-PG	
L6 4.8L 4786cc 292cid		Std. Unit	DR	DD	12	3510N	3510N-PG
L6 4.8L 4801cc 292cid	1974	M.T., VIN S	DR	DD	12	3686N	
L6 4.8L 4801cc 292cid		VIN T, Delco "PG" Series High Performance upgrade	DR	PMGR	12	3510N-PG	
L6 4.8L 4801cc 292cid		VIN T, Std. Unit	DR	DD	12	3510N	3510N-PG
L6 4.8L 4801cc 292cid	1973	Delco "PG" Series High Performance upgrade	DR	PMGR	12	3510N-PG	
L6 4.8L 4801cc 292cid		Std. Unit	DR	DD	12	3510N	3510N-PG
L6 4.8L 4801cc 292cid	1972-69	M.T.	DR	DD	12	3686N	
L6 4.8L 4801cc 292cid	1971-69	A.T., PowerGlide, Opt. Hi Performance PG260M	DR	PMGR	12	3631N-PG	
L6 4.8L 4801cc 292cid		w/PowerGlide, Std. Delco Unit	DR	DD	12	3838N	
L6 4.8L 4801cc 292cid	1968-63	Std. Unit	DR	DD	12	3686N	
V8 4.6L 4638cc 283cid	1967-63	A.T., 2 Speed	DR	DD	12	3560R	
V8 4.6L 4638cc 283cid		A.T., PowerGlide, Opt. Hi Performance PG260M	DR	PMGR	12	3631N-PG	
V8 4.6L 4638cc 283cid		w/3-Spd. Trans	DR	DD	12	3686N	
V8 4.6L 4638cc 283cid		w/PowerGlide, Std. Delco Unit	DR	DD	12	3838N	
V8 4.6L 4638cc 283cid	1964	A.T., w/PowerGlide, Std. Delco Unit	DR	DD	12	3838N	
V8 4.6L 4638cc 283cid	1962	Std. Unit	DR	DD	12	3686N	
V8 4.6L 4638cc 283cid	1961-60	w/o Hydromatic Trans	DR	DD	12	3686N	
V8 5.0L 307cid	1973	Opt. Hi Performance PG260M	DR	PMGR	12	3631N-PG	
V8 5.0L 307cid		Std. Delco Unit	DR	DD	12	3838N	
V8 5.0L 307cid	1972	Std. Unit	DR	DD	12	3686N	
V8 5.0L 307cid	1971-68	A.T., PowerGlide, Opt. Hi Performance PG260M	DR	PMGR	12	3631N-PG	
V8 5.0L 307cid		M.T.	DR	DD	12	3686N	
V8 5.0L 307cid		w/A.T., Hydromatic	DR	DD	12	3560R	
V8 5.0L 307cid		w/PowerGlide, Std. Delco Unit	DR	DD	12	3838N	
V8 5.0L 5031cc 307cid	1973	Opt. Hi Performance PG260M	DR	PMGR	12	3631N-PG	
V8 5.0L 5031cc 307cid		Std. Delco Unit	DR	DD	12	3838N	
V8 5.0L 5031cc 307cid	1972	Std. Unit	DR	DD	12	3686N	
V8 5.0L 5031cc 307cid	1971-68	A.T., PowerGlide, Opt. Hi Performance PG260M	DR	PMGR	12	3631N-PG	
V8 5.0L 5031cc 307cid		M.T.	DR	DD	12	3686N	
V8 5.0L 5031cc 307cid		w/A.T., Hydromatic	DR	DD	12	3560R	
V8 5.0L 5031cc 307cid		w/PowerGlide, Std. Delco Unit	DR	DD	12	3838N	
V8 5.0L 5031cc 307cid	1970	A.T., w/PowerGlide, Std. Delco Unit	DR	DD	12	3838N	
V8 5.4L 327cid	1968	A.T., PowerGlide, Opt. Hi Performance PG260M	DR	PMGR	12	3631N-PG	
V8 5.4L 327cid		A.T., w/PowerGlide, Std. Delco Unit	DR	DD	12	3838N	
V8 5.4L 327cid		w/A.T., Hydromatic	DR	DD	12	3627R	
V8 5.4L 327cid		w/M.T., 3-Spd	DR	DD	12	3686N	
V8 5.4L 327cid		w/M.T., 4-Spd. or 5-Spd.	DR	DD	12	3633N	
V8 5.7L 350cid	1974-73	Delco "PG" Series High Performance upgrade	DR	PMGR	12	3510N-PG	
V8 5.7L 350cid		Std. Unit	DR	DD	12	3510N	3510N-PG
V8 5.7L 350cid	1972	A.T., Delco "PG" Series High Performance upgrade	DR	PMGR	12	3510N-PG	
V8 5.7L 350cid		A.T., Std. Unit	DR	DD	12	3510N	3510N-PG
V8 5.7L 350cid		M.T.	DR	DD	12	3689N	
V8 5.7L 350cid	1971-70	M.T.	DR	DD	12	3686N	
V8 5.7L 350cid		w/CBC or PowerGlide Trans	DR	DD	12	3627R	
V8 5.7L 350cid		w/PowerMatic Trans	DR	DD	12	3686N	
V8 5.7L 350cid	1969	Std. Unit	DR	DD	12	3633N	
V8 5.7L 5704cc 348cid	1962-60	w/o Hydromatic Trans	DR	DD	12	3686N	
V8 5.7L 5736cc 350cid	1974-73	Delco "PG" Series High Performance upgrade	DR	PMGR	12	3510N-PG	
V8 5.7L 5736cc 350cid		Std. Unit	DR	DD	12	3510N	3510N-PG
V8 5.7L 5736cc 350cid	1972	A.T., Delco "PG" Series High Performance upgrade	DR	PMGR	12	3510N-PG	
V8 5.7L 5736cc 350cid		A.T., Std. Unit	DR	DD	12	3510N	3510N-PG
V8 5.7L 5736cc 350cid		M.T.	DR	DD	12	3689N	
V8 5.7L 5736cc 350cid	1971-70	M.T.	DR	DD	12	3686N	
V8 5.7L 5736cc 350cid		w/CBC or PowerGlide Trans	DR	DD	12	3627R	
V8 5.7L 5736cc 350cid		w/PowerMatic Trans	DR	DD	12	3686N	
V8 5.7L 5736cc 350cid	1969	Std. Unit	DR	DD	12	3633N	
V8 5.7L 5737cc 350cid	1974	Delco "PG" Series High Performance upgrade	DR	PMGR	12	3510N-PG	
V8 5.7L 5737cc 350cid		Std. Unit	DR	DD	12	3510N	3510N-PG
V8 6.5L 396cid	1969-68	Std. Unit	DR	DD	12	3686N	
V8 6.5L 6489cc 396cid		Std. Unit	DR	DD	12	3686N	

STARTERS

ENGINE	YEAR	APPLICATION	Mfg	Type	Volt	PART NO.	OPT. NO.
Chevrolet (Cont'd)							
C20 Pickup (Cont'd)							
V8 6.6L 402cid	1972-71	A.T.	DR	DD	12	3560R	
V8 6.6L 402cid	1972-70	M.T.	DR	DD	12	3686N	
V8 6.6L 402cid	1970	w/PowerMatic Trans	DR	DD	12	3533R	
V8 6.6L 6588cc 402cid	1972-71	A.T.	DR	DD	12	3560R	
V8 6.6L 6588cc 402cid	1972-70	M.T.	DR	DD	12	3686N	
V8 6.6L 6588cc 402cid	1970	w/PowerMatic Trans	DR	DD	12	3533R	
V8 6.7L 6704cc 409cid	1965-64	Delco Unit, 3 Bolt	DR	DD	12	3560R	
V8 6.7L 6704cc 409cid	1962	w/3-Spd. or 4-Spd. Trans	DR	DD	12	3686N	
V8 6.7L 6704cc 409cid		w/PowerGlide Trans	DR	DD	12	3560R	
V8 7.4L 454cid	1974-73	Delco "PG" Series High Performance upgrade	DR	PMGR	12	3510N-PG	
V8 7.4L 454cid		Std. Unit	DR	DD	12	3510N	3510N-PG
V8 7.4L 7439cc 454cid		Delco "PG" Series High Performance upgrade	DR	PMGR	12	3510N-PG	
V8 7.4L 7439cc 454cid		Std. Unit	DR	DD	12	3510N	3510N-PG
V8 7.4L 7441cc 454cid		Delco "PG" Series High Performance upgrade	DR	PMGR	12	3510N-PG	
V8 7.4L 7441cc 454cid		Std. Unit	DR	DD	12	3510N	3510N-PG
C20 Suburban							
L6 3.8L 3769cc 230cid	1965-63	A.T., Opt. Hi Performance PG260M	DR	PMGR	12	3631N-PG	
L6 3.8L 3769cc 230cid		A.T., Std. Delco Unit	DR	DD	12	3838N	
L6 3.8L 3769cc 230cid		M.T.	DR	DD	12	3686N	
L6 4.1L 250cid	1974-73	M.T., Delco "PG" Series High Performance upgrade	DR	PMGR	12	3510N-PG	
L6 4.1L 250cid		M.T., Std. Unit	DR	DD	12	3510N	3510N-PG
L6 4.1L 250cid	1974-72	A.T., Opt. Hi Performance PG260M	DR	PMGR	12	3631N-PG	
L6 4.1L 250cid		A.T., Std. Delco Unit	DR	DD	12	3838N	
L6 4.1L 250cid	1972-68	M.T.	DR	DD	12	3686N	
L6 4.1L 250cid	1971-69	w/PowerGlide, Std. Delco Unit	DR	DD	12	3838N	
L6 4.1L 250cid	1971-68	A.T., PowerGlide, Opt. Hi Performance PG260M	DR	PMGR	12	3631N-PG	
L6 4.1L 250cid	1970-68	A.T., w/PowerGlide, Std. Delco Unit	DR	DD	12	3838N	
L6 4.1L 4097cc 250cid	1974-73	M.T., Delco "PG" Series High Performance upgrade	DR	PMGR	12	3510N-PG	
L6 4.1L 4097cc 250cid		M.T., Std. Unit	DR	DD	12	3510N	3510N-PG
L6 4.1L 4097cc 250cid	1974-72	A.T., Opt. Hi Performance PG260M	DR	PMGR	12	3631N-PG	
L6 4.1L 4097cc 250cid		A.T., Std. Delco Unit	DR	DD	12	3838N	
L6 4.1L 4097cc 250cid	1972-66	M.T.	DR	DD	12	3686N	
L6 4.1L 4097cc 250cid	1971-66	A.T., PowerGlide, Opt. Hi Performance PG260M	DR	PMGR	12	3631N-PG	
L6 4.1L 4097cc 250cid		w/PowerGlide, Std. Delco Unit	DR	DD	12	3838N	
L6 4.1L 4098cc 250cid	1974-73	M.T., Delco "PG" Series High Performance upgrade	DR	PMGR	12	3510N-PG	
L6 4.1L 4098cc 250cid		M.T., Std. Unit	DR	DD	12	3510N	3510N-PG
L6 4.1L 4098cc 250cid	1974-72	A.T., Opt. Hi Performance PG260M	DR	PMGR	12	3631N-PG	
L6 4.1L 4098cc 250cid		A.T., Std. Delco Unit	DR	DD	12	3838N	
L6 4.1L 4098cc 250cid	1972	M.T.	DR	DD	12	3686N	
L6 4.8L 292cid	1982	Std. Unit	DR	DD	12	3733N	
L6 4.8L 292cid	1981-73	Delco "PG" Series High Performance upgrade	DR	PMGR	12	3510N-PG	
L6 4.8L 292cid		Std. Unit	DR	DD	12	3510N	3510N-PG
L6 4.8L 292cid	1977-76	A.T., Delco "PG" Series High Performance upgrade	DR	PMGR	12	3510N-PG	
L6 4.8L 292cid		A.T., Std. Unit	DR	DD	12	3510N	3510N-PG
L6 4.8L 292cid		w/3-Spd. M.T., Delco "PG" Series High Performance upgrade	DR	PMGR	12	3510N-PG	
L6 4.8L 292cid		w/3-Spd. M.T., Std. Unit	DR	DD	12	3510N	3510N-PG
L6 4.8L 292cid		w/4-Spd. M.T.	DR	DD	12	3686N	
L6 4.8L 292cid	1972-69	M.T.	DR	DD	12	3686N	
L6 4.8L 292cid	1971-69	A.T., PowerGlide, Opt. Hi Performance PG260M	DR	PMGR	12	3631N-PG	
L6 4.8L 292cid		w/PowerGlide, Std. Delco Unit	DR	DD	12	3838N	
L6 4.8L 292cid	1970	A.T., w/PowerGlide, Std. Delco Unit	DR	DD	12	3838N	
L6 4.8L 292cid	1968	Std. Unit	DR	DD	12	3686N	
L6 4.8L 4786cc 292cid	1974-73	Delco "PG" Series High Performance upgrade	DR	PMGR	12	3510N-PG	
L6 4.8L 4786cc 292cid		Std. Unit	DR	DD	12	3510N	3510N-PG
L6 4.8L 4801cc 292cid		Delco "PG" Series High Performance upgrade	DR	PMGR	12	3510N-PG	
L6 4.8L 4801cc 292cid		Std. Unit	DR	DD	12	3510N	3510N-PG
L6 4.8L 4801cc 292cid	1972-69	M.T.	DR	DD	12	3686N	
L6 4.8L 4801cc 292cid	1971-69	A.T., PowerGlide, Opt. Hi Performance PG260M	DR	PMGR	12	3631N-PG	
L6 4.8L 4801cc 292cid		w/PowerGlide, Std. Delco Unit	DR	DD	12	3838N	
L6 4.8L 4801cc 292cid	1968-63	Std. Unit	DR	DD	12	3686N	
L6 4.8L 4801cc 292cid	1967-66	A.T., Opt. Hi Performance PG260M	DR	PMGR	12	3631N-PG	
L6 4.8L 4801cc 292cid		A.T., Std. Delco Unit	DR	DD	12	3838N	
L6 4.8L 4801cc 292cid		M.T., Std. Delco Unit	DR	DD	12	3686N	
V8 4.6L 4638cc 283cid	1967	w/M.T., 4-Spd. or 5-Spd.	DR	DD	12	3633N	

STARTERS

STARTERS

ENGINE	YEAR	APPLICATION	Mfg	Type	Volt	PART NO.	OPT. NO.
Chevrolet (Cont'd)							
C20 Suburban (Cont'd)							
V8 4.6L 4638cc 283cid	1967-63	A.T., 2 Speed, w/Hydromatic	DR	DD	12	3560R	
V8 4.6L 4638cc 283cid		A.T., 2 Speed, w/PowerGlide, Opt. Hi Performance PG260M	DR	PMGR	12	3631N-PG	
V8 4.6L 4638cc 283cid		A.T., 2 Speed, w/PowerGlide, Std. Delco Unit	DR	DD	12	3838N	
V8 4.6L 4638cc 283cid	1967-62	w/M.T., 3-Spd	DR	DD	12	3686N	
V8 4.6L 4638cc 283cid	1961	w/o Hydromatic Trans	DR	DD	12	3686N	
V8 5.0L 305cid	1986	Std. Unit	DR	DD	12	3510MN	
V8 5.0L 305cid	1985	From Mid 1985	DR	DD	12	3510MN	
V8 5.0L 305cid		To Mid 1985	DR	DD	12	6313N	
V8 5.0L 305cid	1984	Std. Unit	DR	DD	12	6313N	
V8 5.0L 305cid	1983	VIN F	DR	DD	12	3510MN	
V8 5.0L 305cid		VIN H	DR	DD	12	6313N	
V8 5.0L 305cid	1982	Std. Unit	DR	DD	12	6313N	
V8 5.0L 305cid	1981	Std. Unit	DR	DD	12	6313N	
V8 5.0L 305cid	1980-76	Delco "PG" Series High Performance upgrade	DR	PMGR	12	3510N-PG	
V8 5.0L 305cid		Std. Unit	DR	DD	12	3510N	3510N-PG
V8 5.0L 307cid	1973	Opt. Hi Performance PG260M	DR	PMGR	12	3631N-PG	
V8 5.0L 307cid		Std. Delco Unit	DR	DD	12	3838N	
V8 5.0L 307cid	1972	Std. Unit	DR	DD	12	3686N	
V8 5.0L 307cid	1971-68	A.T., PowerGlide, Opt. Hi Performance PG260M	DR	PMGR	12	3631N-PG	
V8 5.0L 307cid		M.T.	DR	DD	12	3686N	
V8 5.0L 307cid		w/A.T., Hydromatic	DR	DD	12	3560R	
V8 5.0L 307cid		w/PowerGlide, Std. Delco Unit	DR	DD	12	3838N	
V8 5.0L 307cid	1969	A.T., w/PowerGlide, Std. Delco Unit	DR	DD	12	3838N	
V8 5.0L 5031cc 307cid	1973	Opt. Hi Performance PG260M	DR	PMGR	12	3631N-PG	
V8 5.0L 5031cc 307cid		Std. Delco Unit	DR	DD	12	3838N	
V8 5.0L 5031cc 307cid	1972	Std. Unit	DR	DD	12	3686N	
V8 5.0L 5031cc 307cid	1971-68	A.T., PowerGlide, Opt. Hi Performance PG260M	DR	PMGR	12	3631N-PG	
V8 5.0L 5031cc 307cid		M.T.	DR	DD	12	3686N	
V8 5.0L 5031cc 307cid		w/A.T., Hydromatic	DR	DD	12	3560R	
V8 5.0L 5031cc 307cid		w/PowerGlide, Std. Delco Unit	DR	DD	12	3838N	
V8 5.0L 5031cc 307cid	1969	A.T., w/PowerGlide, Std. Delco Unit	DR	DD	12	3838N	
V8 5.4L 327cid	1968	A.T., PowerGlide, Opt. Hi Performance PG260M	DR	PMGR	12	3631N-PG	
V8 5.4L 327cid		w/A.T., Hydromatic	DR	DD	12	3627R	
V8 5.4L 327cid		w/M.T., 3-Spd	DR	DD	12	3686N	
V8 5.4L 327cid		w/M.T., 4-Spd. or 5-Spd.	DR	DD	12	3633N	
V8 5.4L 327cid		w/PowerGlide, Std. Delco Unit	DR	DD	12	3838N	
V8 5.7L 350cid	1986-83	Std. Unit	DR	DD	12	3510MN	
V8 5.7L 350cid	1982	A.T., VIN M	DR	DD	12	3510MN	
V8 5.7L 350cid		M.T., VIN M	DR	DD	12	3686N	
V8 5.7L 350cid		VIN L	DR	DD	12	3510MN	
V8 5.7L 350cid	1981-80	Diesel	DR	DD	12	3725R	
V8 5.7L 350cid	1981-75	Std. Unit	DR	DD	12	3510N	3510N-PG
V8 5.7L 350cid	1981-73	Delco "PG" Series High Performance upgrade	DR	PMGR	12	3510N-PG	
V8 5.7L 350cid	1979-78	Diesel	DR	DD	12	3601R	
V8 5.7L 350cid	1974-73	Std. Unit	DR	DD	12	3510N	3510N-PG
V8 5.7L 350cid	1972	A.T., Delco "PG" Series High Performance upgrade	DR	PMGR	12	3510N-PG	
V8 5.7L 350cid		A.T., Std. Unit	DR	DD	12	3510N	3510N-PG
V8 5.7L 350cid		M.T.	DR	DD	12	3689N	
V8 5.7L 350cid	1971-70	M.T.	DR	DD	12	3686N	
V8 5.7L 350cid		w/CBC or PowerGlide Trans	DR	DD	12	3627R	
V8 5.7L 350cid		w/PowerMatic Trans	DR	DD	12	3686N	
V8 5.7L 350cid	1969	Std. Unit	DR	DD	12	3633N	
V8 5.7L 5704cc 348cid	1962	w/PowerGlide or Synchro Trans	DR	DD	12	3686N	
V8 5.7L 5704cc 348cid	1961	w/o Hydromatic Trans	DR	DD	12	3686N	
V8 5.7L 5736cc 350cid	1974-73	Delco "PG" Series High Performance upgrade	DR	PMGR	12	3510N-PG	
V8 5.7L 5736cc 350cid		Std. Unit	DR	DD	12	3510N	3510N-PG
V8 5.7L 5736cc 350cid	1972	A.T., Delco "PG" Series High Performance upgrade	DR	PMGR	12	3510N-PG	
V8 5.7L 5736cc 350cid		A.T., Std. Unit	DR	DD	12	3510N	3510N-PG
V8 5.7L 5736cc 350cid		M.T.	DR	DD	12	3689N	
V8 5.7L 5736cc 350cid	1971-70	M.T.	DR	DD	12	3686N	
V8 5.7L 5736cc 350cid		w/CBC or PowerGlide Trans	DR	DD	12	3627R	
V8 5.7L 5736cc 350cid		w/PowerMatic Trans	DR	DD	12	3686N	
V8 5.7L 5736cc 350cid	1969	Std. Unit	DR	DD	12	3633N	
V8 5.7L 5737cc 350cid	1974	Delco "PG" Series High Performance upgrade	DR	PMGR	12	3510N-PG	
V8 5.7L 5737cc 350cid		Std. Unit	DR	DD	12	3510N	3510N-PG

STARTERS

ENGINE	YEAR	APPLICATION	Mfg	Type	Volt	PART NO.	OPT. NO.
Chevrolet (Cont'd)							
C20 Suburban (Cont'd)							
V8 6.2L 379cid	1986-82	Diesel	DR	OSGR	12	6469N	
V8 6.2L 379cid	1984	A.T., Diesel	DR	OSGR	12	6468N	6469N
V8 6.2L 379cid		M.T., Diesel	DR	OSGR	12	6469N	
V8 6.5L 396cid	1969-68	Std. Unit	DR	DD	12	3686N	
V8 6.5L 6489cc 396cid		Std. Unit	DR	DD	12	3686N	
V8 6.6L 400cid	1980-76	Delco "PG" Series High Performance upgrade	DR	PMGR	12	3510N-PG	
V8 6.6L 400cid		Std. Unit	DR	DD	12	3510N	3510N-PG
V8 6.6L 402cid	1972-71	A.T.	DR	DD	12	3560R	
V8 6.6L 402cid	1972-70	M.T.	DR	DD	12	3686N	
V8 6.6L 402cid	1970	w/PowerMatic Trans	DR	DD	12	3533R	
V8 6.6L 6588cc 402cid	1972-71	A.T.	DR	DD	12	3560R	
V8 6.6L 6588cc 402cid	1972-70	M.T.	DR	DD	12	3686N	
V8 6.6L 6588cc 402cid	1970	w/PowerMatic Trans	DR	DD	12	3533R	
V8 6.7L 6704cc 409cid	1965-64	Std. Unit	DR	DD	12	3560R	
V8 6.7L 6704cc 409cid	1962	A.T.	DR	DD	12	3560R	
V8 6.7L 6704cc 409cid		M.T.	DR	DD	12	3686N	
V8 7.4L 454cid	1986-82	Std. Unit	DR	DD	12	3510MN	
V8 7.4L 454cid	1981-73	Delco "PG" Series High Performance upgrade	DR	PMGR	12	3510N-PG	
V8 7.4L 454cid		Std. Unit	DR	DD	12	3510N	3510N-PG
V8 7.4L 7439cc 454cid	1974-73	Delco "PG" Series High Performance upgrade	DR	PMGR	12	3510N-PG	
V8 7.4L 7439cc 454cid		Std. Unit	DR	DD	12	3510N	3510N-PG
V8 7.4L 7441cc 454cid		Delco "PG" Series High Performance upgrade	DR	PMGR	12	3510N-PG	
V8 7.4L 7441cc 454cid		Std. Unit	DR	DD	12	3510N	3510N-PG
C2500							
V6 4.3L 262cid	1995-90	Std. Unit	DR	DD	12	6416N	
V6 4.3L 262cid	1989-88	Originally Equipped, PMGR Starter	DR	PMGR	12	6407N	6449N
V6 4.3L 262cid		Replacement Unit, DD Starter, 5MT	DR	DD	12	6313N	
V6 4.3L 262cid		Replacement Unit, DD Starter, SD210	DR	DD	12	6416N	
V8 5.0L 305cid	1998-97	SD255 Starter	DR	DD	12	6483N	
V8 5.0L 305cid	1996-95	SD260 Starter	DR	DD	12	6416N	
V8 5.0L 305cid	1994-91	w/10mm Battery Post	DR	DD	12	3510MN	
V8 5.0L 305cid		w/8mm Battery Post	DR	DD	12	6416N	
V8 5.0L 305cid	1990-88	Std. Unit	DR	DD	12	3510MN	
V8 5.0L 305cid	1989	A.T.	DR	DD	12	3733N	
V8 5.0L 305cid		M.T.	DR	DD	12	3510MN	
V8 5.7L 350cid	2000-98	Std. Unit	DR	PMGR	12	6449N	
V8 5.7L 350cid	1997-95	DD Starter	DR	DD	12	6483N	
V8 5.7L 350cid	1997-94	PMGR Starter	DR	PMGR	12	6449N	
V8 5.7L 350cid	1994	DD Starter	DR	DD	12	3510MN	
V8 5.7L 350cid	1993-88	Std. Unit	DR	DD	12	3510MN	
V8 6.2L 379cid	1993-89	Diesel	DR	OSGR	12	6469N	
V8 6.2L 379cid	1988	Diesel	DR	OSGR	12	6469N	
V8 6.5L 395cid	2000-92	Diesel	DR	OSGR	12	6469N	
V8 7.4L 454cid	2000-95	Std. Unit	DR	PMGR	12	6449N	
V8 7.4L 454cid	1994	DD Starter	DR	DD	12	3510MN	
V8 7.4L 454cid		PMGR Starter	DR	PMGR	12	6449N	
V8 7.4L 454cid	1993-91	Std. Unit	DR	DD	12	3510MN	
C2500 Suburban							
V8 5.7L 350cid	1999-96	DD Starter	DR	DD	12	6483N	
V8 5.7L 350cid	1999-94	PMGR Starter	DR	PMGR	12	6449N	
V8 5.7L 350cid	1994	DD Starter	DR	DD	12	3510MN	
V8 5.7L 350cid	1993-92	Std. Unit	DR	DD	12	3510MN	
V8 6.5L 395cid	1999-94	Diesel	DR	OSGR	12	6469N	
V8 7.4L 454cid	1999-95	Std. Unit	DR	PMGR	12	6449N	
V8 7.4L 454cid	1994	DD Starter	DR	DD	12	3510MN	
V8 7.4L 454cid		PMGR Starter	DR	PMGR	12	6449N	
V8 7.4L 454cid	1993-92	Std. Unit	DR	DD	12	3510MN	
C30							
L6 4.1L 250cid	1980-75	Delco "PG" Series High Performance upgrade	DR	PMGR	12	3510N-PG	
L6 4.1L 250cid		Std. Unit	DR	DD	12	3510N	3510N-PG
L6 4.8L 292cid	1986-82	RWD	DR	DD	12	3510MN	
L6 4.8L 292cid	1981-75	Delco "PG" Series High Performance upgrade	DR	PMGR	12	3510N-PG	
L6 4.8L 292cid		Std. Unit	DR	DD	12	3510N	3510N-PG
L6 4.8L 292cid	1977-76	A.T., Delco "PG" Series High Performance upgrade	DR	PMGR	12	3510N-PG	

STARTERS

STARTERS

ENGINE	YEAR	APPLICATION	Mfg	Type	Volt	PART NO.	OPT. NO.
Chevrolet (Cont'd)							
C30 (Cont'd)							
L6 4.8L 292cid	1977-76	A.T., Std. Unit	DR	DD	12	3510N	3510N-PG
L6 4.8L 292cid		w/3-Spd. M.T., Delco "PG" Series High Performance upgrade	DR	PMGR	12	3510N-PG	
L6 4.8L 292cid		w/3-Spd. M.T., Std. Unit	DR	DD	12	3510N	3510N-PG
L6 4.8L 292cid		w/4-Spd. M.T.	DR	DD	12	3686N	
V8 5.0L 305cid	1986	Std. Unit	DR	DD	12	3510MN	
V8 5.0L 305cid	1979-78	Delco "PG" Series High Performance upgrade	DR	PMGR	12	3510N-PG	
V8 5.0L 305cid		Std. Unit	DR	DD	12	3510N	3510N-PG
V8 5.7L 350cid	1986-83	Std. Unit	DR	DD	12	3510MN	
V8 5.7L 350cid	1982	A.T., VIN M	DR	DD	12	3510MN	
V8 5.7L 350cid		M.T., VIN M	DR	DD	12	3686N	
V8 5.7L 350cid		VIN L	DR	DD	12	3510MN	
V8 5.7L 350cid	1981-80	Diesel, Aluminum Front Housing	DR	DD	12	3725R	
V8 5.7L 350cid	1981-75	Delco "PG" Series High Performance upgrade	DR	PMGR	12	3510N-PG	
V8 5.7L 350cid		Std. Unit	DR	DD	12	3510N	3510N-PG
V8 5.7L 350cid	1979-77	Std. Unit	DR	DD	12	3510N	3510N-PG
V8 5.7L 350cid	1978	Diesel, Cast Iron Front Housing	DR	DD	12	3601R	
V8 5.7L 350cid		GAS, Delco "PG" Series High Performance upgrade	DR	PMGR	12	3510N-PG	
V8 5.7L 350cid		GAS, Std. Unit	DR	DD	12	3510N	3510N-PG
V8 6.2L 379cid	1986-82	Diesel	DR	OSGR	12	6469N	
V8 6.6L 400cid	1979-76	Delco "PG" Series High Performance upgrade	DR	PMGR	12	3510N-PG	
V8 6.6L 400cid		Std. Unit	DR	DD	12	3510N	3510N-PG
V8 7.4L 454cid	1986-82	Std. Unit	DR	DD	12	3510MN	
V8 7.4L 454cid	1981-75	Delco "PG" Series High Performance upgrade	DR	PMGR	12	3510N-PG	
V8 7.4L 454cid		Std. Unit	DR	DD	12	3510N	3510N-PG
C30 Pickup							
L6 3.8L 3769cc 230cid	1965-63	A.T., Opt. Hi Performance PG260M	DR	PMGR	12	3631N-PG	
L6 3.8L 3769cc 230cid		A.T., Std. Delco Unit	DR	DD	12	3838N	
L6 3.8L 3769cc 230cid		M.T.	DR	DD	12	3686N	
L6 4.1L 250cid	1974-73	M.T., Delco "PG" Series High Performance upgrade	DR	PMGR	12	3510N-PG	
L6 4.1L 250cid		M.T., Std. Unit	DR	DD	12	3510N	3510N-PG
L6 4.1L 250cid	1974-72	A.T., Opt. Hi Performance PG260M	DR	PMGR	12	3631N-PG	
L6 4.1L 250cid		A.T., Std. Delco Unit	DR	DD	12	3838N	
L6 4.1L 250cid	1972-68	M.T.	DR	DD	12	3686N	
L6 4.1L 250cid	1971-69	w/PowerGlide, Std. Delco Unit	DR	DD	12	3838N	
L6 4.1L 250cid	1971-68	A.T., PowerGlide, Opt. Hi Performance PG260M	DR	PMGR	12	3631N-PG	
L6 4.1L 250cid	1968	A.T., w/PowerGlide, Std. Delco Unit	DR	DD	12	3838N	
L6 4.1L 4097cc 250cid	1974-73	M.T., Delco "PG" Series High Performance upgrade	DR	PMGR	12	3510N-PG	
L6 4.1L 4097cc 250cid		M.T., Std. Unit	DR	DD	12	3510N	3510N-PG
L6 4.1L 4097cc 250cid	1974-72	A.T., Opt. Hi Performance PG260M	DR	PMGR	12	3631N-PG	
L6 4.1L 4097cc 250cid		A.T., Std. Delco Unit	DR	DD	12	3838N	
L6 4.1L 4097cc 250cid	1972-66	M.T.	DR	DD	12	3686N	
L6 4.1L 4097cc 250cid	1971-66	A.T., PowerGlide, Opt. Hi Performance PG260M	DR	PMGR	12	3631N-PG	
L6 4.1L 4097cc 250cid		w/PowerGlide, Std. Delco Unit	DR	DD	12	3838N	
L6 4.1L 4097cc 250cid	1969	A.T., w/PowerGlide, Std. Delco Unit	DR	DD	12	3838N	
L6 4.1L 4098cc 250cid	1974-73	M.T., Delco "PG" Series High Performance upgrade	DR	PMGR	12	3510N-PG	
L6 4.1L 4098cc 250cid		M.T., Std. Unit	DR	DD	12	3510N	3510N-PG
L6 4.1L 4098cc 250cid	1974-72	A.T., Opt. Hi Performance PG260M	DR	PMGR	12	3631N-PG	
L6 4.1L 4098cc 250cid		A.T., Std. Delco Unit	DR	DD	12	3838N	
L6 4.1L 4098cc 250cid	1972-66	M.T.	DR	DD	12	3686N	
L6 4.1L 4098cc 250cid	1967	w/PowerGlide, Std. Delco Unit	DR	DD	12	3838N	
L6 4.1L 4098cc 250cid	1967-66	A.T., PowerGlide, Opt. Hi Performance PG260M	DR	PMGR	12	3631N-PG	
L6 4.1L 4098cc 250cid	1966	A.T., w/PowerGlide, Std. Delco Unit	DR	DD	12	3838N	
L6 4.3L 4278cc 261cid	1961	M.T.	DR	DD	12	3630R	
L6 4.8L 292cid	1974	M.T., VIN S	DR	DD	12	3686N	
L6 4.8L 292cid		VIN T, Delco "PG" Series High Performance upgrade	DR	PMGR	12	3510N-PG	
L6 4.8L 292cid		VIN T, Std. Unit	DR	DD	12	3510N	3510N-PG
L6 4.8L 292cid	1973	Delco "PG" Series High Performance upgrade	DR	PMGR	12	3510N-PG	
L6 4.8L 292cid		Std. Unit	DR	DD	12	3510N	3510N-PG
L6 4.8L 292cid	1972-69	M.T.	DR	DD	12	3686N	
L6 4.8L 292cid	1971-69	A.T., PowerGlide, Opt. Hi Performance PG260M	DR	PMGR	12	3631N-PG	
L6 4.8L 292cid		w/PowerGlide, Std. Delco Unit	DR	DD	12	3838N	
L6 4.8L 292cid	1968	Std. Unit	DR	DD	12	3686N	
L6 4.8L 4786cc 292cid	1974	M.T., VIN S	DR	DD	12	3686N	
L6 4.8L 4786cc 292cid		VIN T, Delco "PG" Series High Performance upgrade	DR	PMGR	12	3510N-PG	

STARTERS

ENGINE	YEAR	APPLICATION	Mfg	Type	Volt	PART NO.	OPT. NO.
Chevrolet (Cont'd)							
C30 Pickup (Cont'd)							
L6 4.8L 4786cc 292cid	1974	VIN T, Std. Unit	DR	DD	12	3510N	3510N-PG
L6 4.8L 4786cc 292cid	1973	Delco "PG" Series High Performance upgrade	DR	PMGR	12	3510N-PG	
L6 4.8L 4786cc 292cid		Std. Unit	DR	DD	12	3510N	3510N-PG
L6 4.8L 4801cc 292cid	1974	M.T., VIN S	DR	DD	12	3686N	
L6 4.8L 4801cc 292cid		VIN T, Delco "PG" Series High Performance upgrade	DR	PMGR	12	3510N-PG	
L6 4.8L 4801cc 292cid		VIN T, Std. Unit	DR	DD	12	3510N	3510N-PG
L6 4.8L 4801cc 292cid	1973	Delco "PG" Series High Performance upgrade	DR	PMGR	12	3510N-PG	
L6 4.8L 4801cc 292cid		Std. Unit	DR	DD	12	3510N	3510N-PG
L6 4.8L 4801cc 292cid	1972-69	M.T.	DR	DD	12	3686N	
L6 4.8L 4801cc 292cid	1971-69	A.T., PowerGlide, Opt. Hi Performance PG260M	DR	PMGR	12	3631N-PG	
L6 4.8L 4801cc 292cid		w/PowerGlide, Std. Delco Unit	DR	DD	12	3838N	
L6 4.8L 4801cc 292cid	1968-63	Std. Unit	DR	DD	12	3686N	
V8 4.6L 4638cc 283cid	1967-63	A.T., PowerGlide, Opt. Hi Performance PG260M	DR	PMGR	12	3631N-PG	
V8 4.6L 4638cc 283cid		w/3-Spd. Trans	DR	DD	12	3686N	
V8 4.6L 4638cc 283cid		w/Hydromatic Trans	DR	DD	12	3560R	
V8 4.6L 4638cc 283cid		w/PowerGlide, Std. Delco Unit	DR	DD	12	3838N	
V8 4.6L 4638cc 283cid	1966-64	A.T., w/PowerGlide, Std. Delco Unit	DR	DD	12	3838N	
V8 4.6L 4638cc 283cid	1962	Std. Unit	DR	DD	12	3686N	
V8 4.6L 4638cc 283cid	1961-60	w/o Hydromatic Trans	DR	DD	12	3686N	
V8 5.0L 307cid	1973	Opt. Hi Performance PG260M	DR	PMGR	12	3631N-PG	
V8 5.0L 307cid		Std. Delco Unit	DR	DD	12	3838N	
V8 5.0L 307cid	1972	Std. Unit	DR	DD	12	3686N	
V8 5.0L 307cid	1971-68	A.T., PowerGlide, Opt. Hi Performance PG260M	DR	PMGR	12	3631N-PG	
V8 5.0L 307cid		M.T.	DR	DD	12	3686N	
V8 5.0L 307cid		w/A.T., Hydromatic	DR	DD	12	3560R	
V8 5.0L 307cid		w/PowerGlide, Std. Delco Unit	DR	DD	12	3838N	
V8 5.0L 5031cc 307cid	1973	Opt. Hi Performance PG260M	DR	PMGR	12	3631N-PG	
V8 5.0L 5031cc 307cid		Std. Delco Unit	DR	DD	12	3838N	
V8 5.0L 5031cc 307cid	1972	Std. Unit	DR	DD	12	3686N	
V8 5.0L 5031cc 307cid	1971-68	A.T., PowerGlide, Opt. Hi Performance PG260M	DR	PMGR	12	3631N-PG	
V8 5.0L 5031cc 307cid		M.T.	DR	DD	12	3686N	
V8 5.0L 5031cc 307cid		w/A.T., Hydromatic	DR	DD	12	3560R	
V8 5.0L 5031cc 307cid		w/PowerGlide, Std. Delco Unit	DR	DD	12	3838N	
V8 5.0L 5031cc 307cid	1970	A.T., w/PowerGlide, Std. Delco Unit	DR	DD	12	3838N	
V8 5.4L 327cid	1968	A.T., PowerGlide, Opt. Hi Performance PG260M	DR	PMGR	12	3631N-PG	
V8 5.4L 327cid		w/A.T., Hydromatic	DR	DD	12	3627R	
V8 5.4L 327cid		w/M.T., 3-Spd	DR	DD	12	3686N	
V8 5.4L 327cid		w/M.T., 4-Spd. or 5-Spd.	DR	DD	12	3633N	
V8 5.4L 327cid		w/PowerGlide, Std. Delco Unit	DR	DD	12	3838N	
V8 5.7L 350cid	1974-73	Delco "PG" Series High Performance upgrade	DR	PMGR	12	3510N-PG	
V8 5.7L 350cid		Std. Unit	DR	DD	12	3510N	3510N-PG
V8 5.7L 350cid	1972	A.T., Delco "PG" Series High Performance upgrade	DR	PMGR	12	3510N-PG	
V8 5.7L 350cid		A.T., Std. Unit	DR	DD	12	3510N	3510N-PG
V8 5.7L 350cid		M.T.	DR	DD	12	3689N	
V8 5.7L 350cid	1971-70	M.T.	DR	DD	12	3686N	
V8 5.7L 350cid		w/CBC or PowerGlide Trans	DR	DD	12	3627R	
V8 5.7L 350cid		w/PowerMatic Trans	DR	DD	12	3686N	
V8 5.7L 350cid	1969	Std. Unit	DR	DD	12	3633N	
V8 5.7L 5704cc 348cid	1962-60	w/o Hydromatic Trans	DR	DD	12	3686N	
V8 5.7L 5736cc 350cid	1974-73	Delco "PG" Series High Performance upgrade	DR	PMGR	12	3510N-PG	
V8 5.7L 5736cc 350cid		Std. Unit	DR	DD	12	3510N	3510N-PG
V8 5.7L 5736cc 350cid	1972	A.T., Delco "PG" Series High Performance upgrade	DR	PMGR	12	3510N-PG	
V8 5.7L 5736cc 350cid		A.T., Std. Unit	DR	DD	12	3510N	3510N-PG
V8 5.7L 5736cc 350cid		M.T.	DR	DD	12	3689N	
V8 5.7L 5736cc 350cid	1971-70	M.T.	DR	DD	12	3686N	
V8 5.7L 5736cc 350cid		w/CBC or PowerGlide Trans	DR	DD	12	3627R	
V8 5.7L 5736cc 350cid		w/PowerMatic Trans	DR	DD	12	3686N	
V8 5.7L 5736cc 350cid	1969	Std. Unit	DR	DD	12	3633N	
V8 5.7L 5737cc 350cid	1974	Delco "PG" Series High Performance upgrade	DR	PMGR	12	3510N-PG	
V8 5.7L 5737cc 350cid		Std. Unit	DR	DD	12	3510N	3510N-PG
V8 6.5L 396cid	1969-68	Std. Unit	DR	DD	12	3686N	
V8 6.5L 6489cc 396cid		Std. Unit	DR	DD	12	3686N	
V8 6.6L 402cid	1972-71	A.T.	DR	DD	12	3560R	
V8 6.6L 402cid	1972-70	M.T.	DR	DD	12	3686N	
V8 6.6L 402cid	1970	w/PowerMatic Trans	DR	DD	12	3533R	
V8 6.6L 6588cc 402cid	1972-71	A.T.	DR	DD	12	3560R	

STARTERS

STARTERS

ENGINE	YEAR	APPLICATION	Mfg	Type	Volt	PART NO.	OPT. NO.
Chevrolet (Cont'd)							
C30 Pickup (Cont'd)							
V8 6.6L 6588cc 402cid	1972-70	M.T.	DR	DD	12	3686N	
V8 6.6L 6588cc 402cid	1970	w/PowerMatic Trans	DR	DD	12	3533R	
V8 6.7L 6704cc 409cid	1965-64	Delco Unit, 3 Bolt	DR	DD	12	3560R	
V8 6.7L 6704cc 409cid	1962	w/3-Spd. or 4-Spd. Trans	DR	DD	12	3686N	
V8 6.7L 6704cc 409cid		w/PowerGlide Trans	DR	DD	12	3560R	
V8 7.4L 454cid	1974-73	Delco "PG" Series High Performance upgrade	DR	PMGR	12	3510N-PG	
V8 7.4L 454cid		Std. Unit	DR	DD	12	3510N	3510N-PG
V8 7.4L 7439cc 454cid		Delco "PG" Series High Performance upgrade	DR	PMGR	12	3510N-PG	
V8 7.4L 7439cc 454cid		Std. Unit	DR	DD	12	3510N	3510N-PG
V8 7.4L 7441cc 454cid		Delco "PG" Series High Performance upgrade	DR	PMGR	12	3510N-PG	
V8 7.4L 7441cc 454cid		Std. Unit	DR	DD	12	3510N	3510N-PG
C3500							
V8 5.7L 350cid	2000-98	Std. Unit	DR	PMGR	12	6449N	
V8 5.7L 350cid	1997-95	DD Starter	DR	DD	12	6483N	
V8 5.7L 350cid	1997-94	PMGR Starter	DR	PMGR	12	6449N	
V8 5.7L 350cid	1994	DD Starter	DR	DD	12	3510MN	
V8 5.7L 350cid	1993-88	Std. Unit	DR	DD	12	3510MN	
V8 6.2L 379cid	1993-89	Diesel	DR	OSGR	12	6469N	
V8 6.2L 379cid	1988	Diesel	DR	OSGR	12	6469N	
V8 6.5L 395cid	2002-92	Diesel	DR	OSGR	12	6469N	
V8 7.4L 454cid	2000-95	Std. Unit	DR	PMGR	12	6449N	
V8 7.4L 454cid	1994	DD Starter	DR	DD	12	3510MN	
V8 7.4L 454cid		PMGR Starter	DR	PMGR	12	6449N	
V8 7.4L 454cid	1993-88	Std. Unit	DR	DD	12	3510MN	
V8 8.1L 496cid	2002	Delco Unit	DR	PMGR	12	6449N	
V8 8.1L 496cid		NDenso Unit, OSGR design	ND	OSGR	12	17880N	
V8 8.1L 496cid	2001	Std. Unit	DR	PMGR	12	6449N	
C3500HD							
V8 5.7L 350cid	2000-98	Std. Unit	DR	PMGR	12	6449N	
V8 5.7L 350cid	1997-95	DD Starter	DR	DD	12	6483N	
V8 5.7L 350cid	1997-94	PMGR Starter	DR	PMGR	12	6449N	
V8 5.7L 350cid	1994	DD Starter	DR	DD	12	3510MN	
V8 5.7L 350cid	1993-91	Std. Unit	DR	DD	12	3510MN	
V8 6.2L 379cid		Diesel	DR	OSGR	12	6469N	
V8 6.5L 395cid	2002-92	Diesel	DR	OSGR	12	6469N	
V8 7.4L 454cid	2000-95	Std. Unit	DR	PMGR	12	6449N	
V8 7.4L 454cid	1994	DD Starter	DR	DD	12	3510MN	
V8 7.4L 454cid		PMGR Starter	DR	PMGR	12	6449N	
V8 7.4L 454cid	1993-91	Std. Unit	DR	DD	12	3510MN	
V8 8.1L 496cid	2002	Delco Unit	DR	PMGR	12	6449N	
V8 8.1L 496cid		NDenso Unit, OSGR design	ND	OSGR	12	17880N	
V8 8.1L 496cid	2001	Std. Unit	DR	PMGR	12	6449N	
C40							
GM 5.0L (307) V8 Gas	1969-68	w/Hydromatic Trans	DR	DD	12	3560R	
GM 5.4L (327) V8 Gas	1968-66	w/Hydromatic Trans	DR	DD	12	3560R	
L6 3.8L 3852cc 235cid	1963	A.T., PowerGlide, Opt. Hi Performance PG260M	DR	PMGR	12	3631N-PG	
L6 3.8L 3852cc 235cid		M.T.	DR	DD	12	3686N	
L6 3.8L 3852cc 235cid		Std. Delco Unit	DR	DD	12	3838N	
L6 4.3L 4278cc 261cid	1961	M.T.	DR	DD	12	3630R	
L6 4.8L 4801cc 292cid	1964-63	Std. Unit	DR	DD	12	3686N	
V8 4.6L 4638cc 283cid		A.T., PowerGlide, Opt. Hi Performance PG260M	DR	PMGR	12	3631N-PG	
V8 4.6L 4638cc 283cid		w/3-Spd. Trans	DR	DD	12	3686N	
V8 4.6L 4638cc 283cid		w/Hydromatic Trans	DR	DD	12	3560R	
V8 4.6L 4638cc 283cid		w/PowerGlide, Std. Delco Unit	DR	DD	12	3838N	
V8 4.6L 4638cc 283cid	1962	Std. Unit	DR	DD	12	3686N	
V8 4.6L 4638cc 283cid	1961-60	w/o Hydromatic Trans	DR	DD	12	3686N	
C4500 Kodiak							
Caterpillar 3116	2002-97	Opt. 37MT, 10-Tooth, w/Ground Stud on Solenoid	DR	DD	12	6504N-PT	
Caterpillar 3116		Std. 37MT, 10-Tooth, w/o Ground Stud on Solenoid	DR	DD	12	6505N-PT	6807N
Caterpillar 3126	2002-98	Std. 37MT, 10-Tooth, w/o Ground Stud on Solenoid	DR	DD	12	6505N-PT	6807N
Caterpillar C7	2006-03	Std. 37MT, 10-Tooth, w/o Ground Stud on Solenoid	DR	DD	12	6505N-PT	6807N
V8 6.6L 403cid	2009-03	Hitachi Unit	HI	OSGR	12	17801N	
V8 6.6L 403cid		Hitachi Unit, 9-Teeth	HI	OSGR	12	17801N	
V8 8.1L 496cid	2006	Std. Unit	DR	PMGR	12	6452NM	

STARTERS

ENGINE	YEAR	APPLICATION	Mfg	Type	Volt	PART NO.	OPT. NO.
Chevrolet (Cont'd)							
C4500 Kodiak (Cont'd)							
V8 8.1L 496cid	2005-03	w/A.T.-643G Trans.	DR	PMGR	12	6452NM	
V8 8.1L 496cid		M.T.	DR	PMGR	12	6452NM	
C50							
6 Cyl. 4.8L 292cid	1979	Optional	DR	DD	12	3533R	
8 Cyl. 5.7L 350cid		A.T.	DR	DD	12	3533R	
8 Cyl. 5.7L 350cid		w/13" Clutch (Std.)	DR	DD	12	3633N	
Caterpillar 3116	2000-91	Opt. 37MT, 10-Tooth, w/Ground Stud on Solenoid	DR	DD	12	6504N-PT	
Caterpillar 3116	2000-90	Std. 37MT, 10-Tooth, w/o Ground Stud on Solenoid	DR	DD	12	6505N-PT	6807N
Caterpillar 3126	2002-98	Std. 37MT, 10-Tooth, w/o Ground Stud on Solenoid	DR	DD	12	6505N-PT	6807N
L6 4.8L 292cid	1986-84	M.T., Standard	DR	DD	12	3686N	
L6 4.8L 292cid	1986-80	A.T., Optional Unit	DR	DD	12	3533R	
L6 4.8L 292cid	1983-80	Standard	DR	DD	12	3686N	
V8 5.7L 350cid	1990	A.T., Std. Unit	DR	DD	12	3533R	
V8 5.7L 350cid		M.T., Opt. High Torque	DR	DD	12	4174N	
V8 5.7L 350cid		M.T., w/13" Clutch (Opt. 10MT HT)	DR	DD	12	3686N	
V8 5.7L 350cid		M.T., w/13" Clutch (Std. 10MT LT)	DR	DD	12	3633N	
V8 5.7L 350cid	1989-84	M.T., Opt. High Torque	DR	DD	12	4174N	
V8 5.7L 350cid		M.T., w/13" Clutch (Opt. 10MT HT)	DR	DD	12	3686N	
V8 5.7L 350cid		M.T., w/13" Clutch (Std. 10MT LT)	DR	DD	12	3633N	
V8 5.7L 350cid	1989-80	A.T.	DR	DD	12	3533R	
V8 5.7L 350cid	1983-81	w/12" Clutch (H.D.)	DR	DD	12	3533R	
V8 5.7L 350cid		w/13" Clutch (H.D.)	DR	DD	12	4174N	
V8 5.7L 350cid	1983-80	w/12" Clutch (Std.)	DR	DD	12	3686N	
V8 5.7L 350cid		w/13" Clutch (Std.)	DR	DD	12	3633N	
C5500 Kodiak							
8 Cyl. 6.0L 366cid	1995-92	A.T., w/o Ground Stud	DR	DD	12	3533R	
8 Cyl. 6.0L 366cid		w/M.T., w/o Ground Stud	DR	DD	12	4174N	
Caterpillar 3116	2000-90	Opt. 37MT, 10-Tooth, w/Ground Stud on Solenoid	DR	DD	12	6504N-PT	
Caterpillar 3116		Std. 37MT, 10-Tooth, w/o Ground Stud on Solenoid	DR	DD	12	6505N-PT	6807N
Caterpillar 3126	2002-98	Std. 37MT, 10-Tooth, w/o Ground Stud on Solenoid	DR	DD	12	6505N-PT	6807N
Caterpillar 3208	1990	Standard	DR	PLGR	12	6907N	
Caterpillar 3208		w/Overcrank Protect	DR	PLGR	12	6907N	
Caterpillar C7	2006-03	Std. 37MT, 10-Tooth, w/o Ground Stud on Solenoid	DR	DD	12	6505N-PT	6807N
GM 5.0L (305) V8 Gas	1990	A.T.	DR	DD	12	3533R	
GM 5.0L (305) V8 Gas		w/M.T., Optional	DR	DD	12	4174N	
GM 5.7L (350) V8 Gas		A.T.	DR	DD	12	3533R	
GM 5.7L (350) V8 Gas		w/M.T., Optional	DR	DD	12	4174N	
GM 6.0L (366) V8 Gas	1998-96	MT653ORG	DR	PMGR	12	6452NM	
GM 6.0L (366) V8 Gas		w/A.T.-542	DR	PMGR	12	6449N	
GM 6.0L (366) V8 Gas		w/A.T.-545	DR	PMGR	12	6449N	
GM 6.0L (366) V8 Gas		w/A.T.-643G Trans.	DR	PMGR	12	6452NM	
GM 7.0L (427) V8 Gas		A.T.	DR	PMGR	12	6449N	
GM 7.0L (427) V8 Gas		M.T.	DR	PMGR	12	6452NM	
GM 7.0L (427) V8 Gas	1990	Carb., A.T.	DR	DD	12	3533R	
GM 7.0L (427) V8 Gas		Carb., w/M.T.	DR	DD	12	4038N	
GM 7.4L (454) V8 Gas	2000-99	Flange Mount Str.	DR	PMGR	12	6452NM	
GM 7.4L (454) V8 Gas		Pad Mount Starter	DR	PMGR	12	6449N	
GM 8.1L (496) V8 Gas	2002-01	M.T.	DR	PMGR	12	6452NM	
V8 6.0L 366cid	1991	A.T., w/o Ground Stud	DR	DD	12	3533R	
V8 6.0L 366cid		w/M.T., w/o Ground Stud	DR	DD	12	4174N	
V8 6.0L 366cid	1990	w/M.T., w/o Ground Stud	DR	DD	12	4174N	
V8 6.6L 403cid	2009-03	Hitachi Unit	HI	OSGR	12	17801N	
V8 6.6L 403cid		Hitachi Unit, 9-Teeth	HI	OSGR	12	17801N	
V8 8.1L 496cid	2006	Std. Unit	DR	PMGR	12	6452NM	
V8 8.1L 496cid	2006-03	w/A.T.-545 Trans.	DR	PMGR	12	6449N	
V8 8.1L 496cid	2005-03	w/A.T.-643G Trans.	DR	PMGR	12	6452NM	
V8 8.1L 496cid		M.T.	DR	PMGR	12	6452NM	
C5D							
GM 4.8L (292) L6 Gas	1988-79	Optional	DR	DD	12	3533R	
GM 4.8L (292) L6 Gas		Standard	DR	DD	12	3686N	
GM 5.7L (350) V8 Gas	1989-84	w/13" Clutch (Opt.)	DR	DD	12	3686N	
GM 5.7L (350) V8 Gas		w/M.T., Optional	DR	DD	12	4174N	
GM 5.7L (350) V8 Gas	1989-79	A.T.	DR	DD	12	3533R	
GM 5.7L (350) V8 Gas		w/13" Clutch (Std.)	DR	DD	12	3633N	

STARTERS

STARTERS

ENGINE	YEAR	APPLICATION	Mfg	Type	Volt	PART NO.	OPT. NO.
Chevrolet (Cont'd)							
C5D (Cont'd)							
GM 5.7L (350) V8 Gas	1983-81	w/12" Clutch (H.D.)	DR	DD	12	3533R	
GM 5.7L (350) V8 Gas		w/13" Clutch (H.D.)	DR	DD	12	4174N	
GM 5.7L (350) V8 Gas	1983-79	w/12" Clutch (Std.)	DR	DD	12	3686N	
C60							
8 Cyl. 10.4L 636cid	1989-86	Std. Delco 42MT	DR	PLGR	12	6907N	
8 Cyl. 10.4L 636cid		w/Overcrank Protect	DR	PLGR	12	6907N	
8 Cyl. 10.4L 636cid	1980-79	Caterpillar 3208	DR	PLGR	12	6907N	
Caterpillar 3116	2002-91	Opt. 37MT, 10-Tooth, w/Ground Stud on Solenoid	DR	DD	12	6504N-PT	
Caterpillar 3116		Std. 37MT, 10-Tooth, w/o Ground Stud on Solenoid	DR	DD	12	6505N-PT	6807N
Caterpillar 3126	2003-98	Std. 37MT, 10-Tooth, w/o Ground Stud on Solenoid	DR	DD	12	6505N-PT	6807N
GM 5.7L (350) V8 Gas	1979	w/13" Clutch (Std.)	DR	DD	12	3633N	
GM 6.0L (366) V8 Gas	1998-96	MT653ORG	DR	PMGR	12	6452NM	
GM 6.0L (366) V8 Gas		w/A.T.-542	DR	PMGR	12	6449N	
GM 6.0L (366) V8 Gas		w/A.T.-545	DR	PMGR	12	6449N	
GM 6.0L (366) V8 Gas		w/A.T.-643G Trans.	DR	PMGR	12	6452NM	
GM 6.0L (366) V8 Gas	1979	Std. Unit	DR	DD	12	4174N	
GM 7.0L (427) V8 Gas	1998-96	A.T.	DR	PMGR	12	6449N	
GM 7.0L (427) V8 Gas		M.T.	DR	PMGR	12	6452NM	
GM 7.4L (454) V8 Gas	2000-99	Flange Mount Str.	DR	PMGR	12	6452NM	
GM 7.4L (454) V8 Gas		Pad Mount Starter	DR	PMGR	12	6449N	
GM 7.4L (454) V8 Gas	1979	Std. Unit	DR	DD	12	4174N	
GM 8.1L (496) V8 Gas	2002-01	M.T.	DR	PMGR	12	6452NM	
L6 4.8L 292cid	1986-81	A.T., Optional Unit	DR	DD	12	3533R	
L6 4.8L 292cid	1986-80	Standard	DR	DD	12	3686N	
L6 4.8L 292cid	1980	Optional Unit	DR	DD	12	3533R	
V8 10.4L 636cid	1985-84	Caterpillar 3208, Standard	DR	PLGR	12	6907N	
V8 10.4L 636cid		w/Overcrank Protect	DR	PLGR	12	6907N	
V8 10.4L 636cid	1983-81	Caterpillar 3208	DR	PLGR	12	6907N	
V8 5.7L 350cid	1990-84	w/13" Clutch (Opt.)	DR	DD	12	3686N	
V8 5.7L 350cid		w/M.T., Optional	DR	DD	12	4174N	
V8 5.7L 350cid	1990-80	A.T.	DR	DD	12	3533R	
V8 5.7L 350cid		w/13" Clutch (Std.)	DR	DD	12	3633N	
V8 5.7L 350cid	1984-80	w/12" Clutch (Std.)	DR	DD	12	3686N	
V8 5.7L 350cid	1983-82	w/12" Clutch (H.D.)	DR	DD	12	3533R	
V8 5.7L 350cid	1983-81	w/13" Clutch (H.D.)	DR	DD	12	4174N	
V8 6.0L 366cid	1990	Carb., w/M.T.	DR	DD	12	4174N	
V8 6.0L 366cid		FS4005, 10MT w/ground stud in case	DR	DD	12	6375N	
V8 6.0L 366cid		TBI, w/A.T.	DR	DD	12	3533R	
V8 6.0L 366cid		TBI, w/M.T.	DR	DD	12	4174N	
V8 6.0L 366cid	1990-80	A.T.	DR	DD	12	3533R	
V8 6.0L 366cid	1989	A.T., 542 Trans.	DR	DD	12	3533R	
V8 6.0L 366cid		A.T., 545 Trans.	DR	DD	12	3533R	
V8 6.0L 366cid	1989-82	M.T.	DR	DD	12	4174N	
V8 6.0L 366cid	1988-81	Std. Unit	DR	DD	12	4174N	
V8 6.0L 366cid	1981	w/12" Clutch (H.D.)	DR	DD	12	3533R	
V8 6.0L 366cid	1980	10MT Series	DR	DD	12	4174N	
V8 7.0L 427cid	1990	Carb., A.T.	DR	DD	12	3533R	
V8 7.0L 427cid		Carb., w/M.T.	DR	DD	12	4038N	
V8 8.2L 501cid		Std. Unit	DR	DD	12	6348N-PT	
V8 8.2L 501cid	1989	DD 8.2L (N, T)	DR	DD	12	6348N-PT	
V8 8.2L 501cid	1988-86	DD 8.2L (N, T), Opt. 37 MT	DR	DD	12	6348N-PT	
V8 8.2L 501cid	1985-83	Optional, DR 37MT	DR	DD	12	6348N-PT	
C60 Kodiak							
L6 6.6L 403cid	1996-90	Caterpillar 3116, Opt. 37MT, 10-Tooth, w/Ground Stud on Solenoid	DR	DD	12	6504N-PT	
L6 6.6L 403cid		Caterpillar 3116, Std. 37MT, 10-Tooth, w/o Ground Stud on Solenoid	DR	DD	12	6505N-PT	6807N
V8 6.0L 366cid	1996	M.T.	DR	PMGR	12	6452NM	
V8 6.0L 366cid	1990	A.T., w/o Ground Stud	DR	DD	12	3533R	
V8 7.0L 7011cc 427cid	1996	M.T.	DR	PMGR	12	6452NM	
V8 7.0L 7011cc 427cid	1990	A.T., w/Carb	DR	DD	12	3533R	
V8 7.0L 7011cc 427cid		M.T., w/Carb	DR	DD	12	4038N	
C6500 Kodiak							
Caterpillar 3116	2002-90	Opt. 37MT, 10-Tooth, w/Ground Stud on Solenoid	DR	DD	12	6504N-PT	

STARTERS

ENGINE	YEAR	APPLICATION	Mfg	Type	Volt	PART NO.	OPT. NO.
Chevrolet (Cont'd)							
C6500 Kodiak (Cont'd)							
Caterpillar 3116	2002-90	Std. 37MT, 10-Tooth, w/o Ground Stud on Solenoid	DR	DD	12	6505N-PT	6807N
Caterpillar 3208	1990	Standard	DR	PLGR	12	6907N	
Caterpillar 3208		w/Overcrank Protect	DR	PLGR	12	6907N	
DD 8.2L (N, T)	1993-89	Std. Unit	DR	DD	12	6348N-PT	
GM 5.0L (305) V8 Gas	1990	A.T.	DR	DD	12	3533R	
GM 5.0L (305) V8 Gas		w/M.T., Optional	DR	DD	12	4174N	
GM 5.7L (350) V8 Gas		A.T.	DR	DD	12	3533R	
GM 5.7L (350) V8 Gas		w/M.T., Optional	DR	DD	12	4174N	
GM 6.0L (366) V8 Gas	1996	MT653ORG	DR	PMGR	12	6452NM	
GM 6.0L (366) V8 Gas		w/A.T.-542	DR	PMGR	12	6449N	
GM 6.0L (366) V8 Gas		w/A.T.-545	DR	PMGR	12	6449N	
GM 6.0L (366) V8 Gas		w/A.T.-643G Trans.	DR	PMGR	12	6452NM	
GM 6.0L (366) V8 Gas	1995-91	A.T., w/o Ground Stud	DR	DD	12	3533R	
GM 6.0L (366) V8 Gas	1995-90	w/M.T., w/o Ground Stud	DR	DD	12	4174N	
GM 6.0L (366) V8 Gas	1990	Carb., A.T.	DR	DD	12	3533R	
GM 6.0L (366) V8 Gas		Carb., w/M.T.	DR	DD	12	4174N	
GM 6.0L (366) V8 Gas		TBI, w/A.T.	DR	DD	12	3533R	
GM 6.0L (366) V8 Gas		TBI, w/M.T.	DR	DD	12	4174N	
GM 7.0L (427) V8 Gas	1996	A.T.	DR	PMGR	12	6449N	
GM 7.0L (427) V8 Gas		M.T.	DR	PMGR	12	6452NM	
GM 7.0L (427) V8 Gas	1990	Carb., A.T.	DR	DD	12	3533R	
GM 7.0L (427) V8 Gas		Carb., w/M.T.	DR	DD	12	4038N	
L6 6.6L 403cid	1998-97	Caterpillar 3116, Opt. 37MT, 10-Tooth, w/Ground Stud on Solenoid	DR	DD	12	6504N-PT	
L6 6.6L 403cid		Std. 37MT, 10-Tooth, w/o Ground Stud on Solenoid	DR	DD	12	6505N-PT	6807N
L6 7.2L 441cid	2006-03	Caterpillar C7, Std. 37MT, 10-Tooth, w/o Ground Stud on Solenoid	DR	DD	12	6505N-PT	6807N
L6 7.2L 441cid	2002-98	Caterpillar 3126, Std. 37MT, 10-Tooth, w/o Ground Stud on Solenoid	DR	DD	12	6505N-PT	6807N
L6 7.8L 475cid	2008-03	Denso Starter	ND	OSGR	12	18136N	
V8 6.0L 366cid	1998-97	MT653ORG	DR	PMGR	12	6452NM	
V8 6.0L 366cid		w/A.T.-545	DR	PMGR	12	6449N	
V8 6.0L 366cid		w/A.T.-643G Trans.	DR	PMGR	12	6452NM	
V8 6.0L 366cid		M.T.	DR	PMGR	12	6452NM	
V8 7.0L 7011cc 427cid		A.T.	DR	PMGR	12	6449N	
V8 7.0L 7011cc 427cid		M.T.	DR	PMGR	12	6452NM	
V8 7.4L 454cid	2000-99	Flange Mount Str.	DR	PMGR	12	6452NM	
V8 7.4L 454cid		Pad Mount	DR	PMGR	12	6449N	
V8 8.1L 496cid	2006	Std. Unit	DR	PMGR	12	6452NM	
V8 8.1L 496cid	2006-01	w/A.T.-545 Trans.	DR	PMGR	12	6449N	
V8 8.1L 496cid	2005-03	M.T.	DR	PMGR	12	6452NM	
V8 8.1L 496cid	2005-01	w/A.T.-643G Trans.	DR	PMGR	12	6452NM	
V8 8.1L 496cid	2002-01	w/M.T., PG260M	DR	PMGR	12	6452NM	
C6D							
Caterpillar 3208	1989-86	Standard	DR	PLGR	12	6907N	
Caterpillar 3208	1989-84	w/Overcrank Protect	DR	PLGR	12	6907N	
Caterpillar 3208	1985-84	Standard	DR	PLGR	12	6907N	
Caterpillar 3208	1983-79	Std. Unit	DR	PLGR	12	6907N	
DD 4-53T	1982-81	Std. Unit	DR	DD	12	3339N	18572N
DD 4-53T	1980-79	Std. Unit	DR	DD	12	3339N	18572N
DD 8.2L (N, T)	1988-86	Opt. 37 MT	DR	DD	12	6348N-PT	
DD 8.2L (N, T)	1985-83	Optional, DR 37MT	DR	DD	12	6348N-PT	
GM 4.8L (292) L6 Gas	1988-79	Optional	DR	DD	12	3533R	
GM 4.8L (292) L6 Gas		Standard	DR	DD	12	3686N	
GM 5.7L (350) V8 Gas	1989-84	w/13" Clutch (Opt.)	DR	DD	12	3686N	
GM 5.7L (350) V8 Gas		w/M.T., Optional	DR	DD	12	4174N	
GM 5.7L (350) V8 Gas	1989-79	A.T.	DR	DD	12	3533R	
GM 5.7L (350) V8 Gas		w/13" Clutch (Std.)	DR	DD	12	3633N	
GM 5.7L (350) V8 Gas	1983-81	w/12" Clutch (H.D.)	DR	DD	12	3533R	
GM 5.7L (350) V8 Gas		w/13" Clutch (H.D.)	DR	DD	12	4174N	
GM 5.7L (350) V8 Gas	1983-79	w/12" Clutch (Std.)	DR	DD	12	3686N	
GM 6.0L (366) V8 Gas	1988-82	Std. Unit	DR	DD	12	4174N	
C70							
8 Cyl. 10.4L 636cid	1979	Caterpillar 3208	DR	PLGR	12	6907N	

STARTERS

STARTERS

ENGINE	YEAR	APPLICATION	Mfg	Type	Volt	PART NO.	OPT. NO.
Chevrolet (Cont'd)							
C70 (Cont'd)							
8 Cyl. 7.0L 427cid	1979	A.T.	DR	DD	12	3533R	
8 Cyl. 7.4L 454cid	1982-81	A.T.	DR	DD	12	3533R	
8 Cyl. 7.4L 454cid	1979	Std. Unit	DR	DD	12	4174N	
Caterpillar 3116	2002-91	Opt. 37MT, 10-Tooth, w/Ground Stud on Solenoid	DR	DD	12	6504N-PT	
Caterpillar 3116		Std. 37MT, 10-Tooth, w/o Ground Stud on Solenoid	DR	DD	12	6505N-PT	6807N
Caterpillar 3126	2003-98	Std. 37MT, 10-Tooth, w/o Ground Stud on Solenoid	DR	DD	12	6505N-PT	6807N
GM 6.0L (366) V8 Gas	1998-96	MT653ORG	DR	PMGR	12	6452NM	
GM 6.0L (366) V8 Gas		w/A.T.-542	DR	PMGR	12	6449N	
GM 6.0L (366) V8 Gas		w/A.T.-545	DR	PMGR	12	6449N	
GM 6.0L (366) V8 Gas		w/A.T.-643G Trans.	DR	PMGR	12	6452NM	
GM 6.0L (366) V8 Gas	1979	Std. Unit	DR	DD	12	4174N	
GM 7.0L (427) V8 Gas	1998-96	A.T.	DR	PMGR	12	6449N	
GM 7.0L (427) V8 Gas		M.T.	DR	PMGR	12	6452NM	
GM 7.4L (454) V8 Gas	2000-99	Flange Mount Str.	DR	PMGR	12	6452NM	
GM 7.4L (454) V8 Gas		Pad Mount Starter	DR	PMGR	12	6449N	
GM 8.1L (496) V8 Gas	2002-01	M.T.	DR	PMGR	12	6452NM	
V8 10.4L 636cid	1989-86	Std. Delco 42MT	DR	PLGR	12	6907N	
V8 10.4L 636cid	1989-84	w/Overcrank Protect	DR	PLGR	12	6907N	
V8 10.4L 636cid	1985-84	Caterpillar 3208, Standard	DR	PLGR	12	6907N	
V8 10.4L 636cid	1983-80	Caterpillar 3208	DR	PLGR	12	6907N	
V8 6.0L 366cid	1990	Carb., A.T.	DR	DD	12	3533R	
V8 6.0L 366cid		Carb., w/M.T.	DR	DD	12	4174N	
V8 6.0L 366cid		TBI, w/A.T.	DR	DD	12	3533R	
V8 6.0L 366cid		TBI, w/M.T.	DR	DD	12	4174N	
V8 6.0L 366cid	1989	w/A.T.-542 Trans.	DR	DD	12	3533R	
V8 6.0L 366cid		w/A.T.-545 Trans.	DR	DD	12	3533R	
V8 6.0L 366cid	1989-82	M.T.	DR	DD	12	4174N	
V8 6.0L 366cid	1988-82	A.T.	DR	DD	12	3533R	
V8 6.0L 366cid	1988-81	Std. Unit	DR	DD	12	4174N	
V8 6.0L 366cid	1981	w/Allison AT-540	DR	DD	12	3533R	
V8 6.0L 366cid	1980	Std. Unit	DR	DD	12	4174N	
V8 7.0L 427cid	1990	Carb., A.T.	DR	DD	12	3533R	
V8 7.0L 427cid	1990-80	M.T.	DR	DD	12	4038N	
V8 7.0L 427cid	1989-80	A.T.	DR	DD	12	3533R	
V8 7.4L 454cid	1980	Std. Unit	DR	DD	12	4174N	
V8 7.4L 454cid		M.T.	DR	DD	12	4038N	
V8 8.2L 501cid	1990	Std. Unit	DR	DD	12	6348N-PT	
V8 8.2L 501cid	1989	DD 8.2L (N, T)	DR	DD	12	6348N-PT	
V8 8.2L 501cid	1988-86	Opt. 37 MT	DR	DD	12	6348N-PT	
V8 8.2L 501cid	1985-83	Optional, DR 37MT	DR	DD	12	6348N-PT	
C70 Kodiak							
L6 6.6L 403cid	1996-90	Caterpillar 3116, Opt. 37MT, 10-Tooth, w/Ground Stud on Solenoid	DR	DD	12	6504N-PT	
L6 6.6L 403cid		Caterpillar 3116, Std. 37MT, 10-Tooth, w/o Ground Stud on Solenoid	DR	DD	12	6505N-PT	6807N
V8 6.0L 366cid	1996	M.T.	DR	PMGR	12	6452NM	
V8 6.0L 366cid	1996-91	FS4005, 10MT w/ground stud in case	DR	DD	12	6375N	
V8 6.0L 366cid	1990	A.T., w/o Ground Stud	DR	DD	12	3533R	
V8 6.0L 366cid		M.T., 10MT w/ground stud in case	DR	DD	12	6375N	
V8 6.0L 366cid		M.T., w/o Ground Stud	DR	DD	12	4174N	
V8 7.0L 7011cc 427cid	1996	M.T.	DR	PMGR	12	6452NM	
V8 7.0L 7011cc 427cid	1990	A.T., w/Carb	DR	DD	12	3533R	
V8 7.0L 7011cc 427cid		M.T., w/Carb	DR	DD	12	4038N	
C7500 Kodiak							
6 Cyl. 7.2L 441cid	1998	Caterpillar 3126, Std. 37MT, 10-Tooth, w/o Ground Stud on Solenoid	DR	DD	12	6505N-PT	6807N
8 Cyl. 7.0L 7011cc 427cid	1996	A.T.	DR	PMGR	12	6449N	
8 Cyl. 7.0L 7011cc 427cid		M.T.	DR	PMGR	12	6452NM	
Caterpillar 3116	2002-90	Opt. 37MT, 10-Tooth, w/Ground Stud on Solenoid	DR	DD	12	6504N-PT	
Caterpillar 3116		Std. 37MT, 10-Tooth, w/o Ground Stud on Solenoid	DR	DD	12	6505N-PT	6807N
Caterpillar 3208	1990	Standard	DR	PLGR	12	6907N	
Caterpillar 3208		w/Overcrank Protect	DR	PLGR	12	6907N	
GM 5.0L (305) V8 Gas		A.T.	DR	DD	12	3533R	
GM 5.0L (305) V8 Gas		w/13" Clutch (Opt.)	DR	DD	12	3686N	

STARTERS

ENGINE	YEAR	APPLICATION	Mfg	Type	Volt	PART NO.	OPT. NO.
Chevrolet (Cont'd)							
C7500 Kodiak (Cont'd)							
GM 5.0L (305) V8 Gas	1990	w/M.T., Optional	DR	DD	12	4174N	
GM 5.7L (350) V8 Gas		A.T.	DR	DD	12	3533R	
GM 5.7L (350) V8 Gas		w/13" Clutch (Opt.)	DR	DD	12	3686N	
GM 5.7L (350) V8 Gas		w/M.T., Optional	DR	DD	12	4174N	
GM 6.0L (366) V8 Gas	1996	MT653ORG	DR	PMGR	12	6452NM	
GM 6.0L (366) V8 Gas		w/A.T.-542	DR	PMGR	12	6449N	
GM 6.0L (366) V8 Gas		w/A.T.-643G Trans.	DR	PMGR	12	6452NM	
GM 6.0L (366) V8 Gas	1990	Carb., A.T.	DR	DD	12	3533R	
GM 6.0L (366) V8 Gas		Carb., w/M.T.	DR	DD	12	4174N	
GM 6.0L (366) V8 Gas		TBI, w/A.T.	DR	DD	12	3533R	
GM 6.0L (366) V8 Gas		TBI, w/M.T.	DR	DD	12	4174N	
GM 7.0L (427) V8 Gas		Carb., A.T.	DR	DD	12	3533R	
GM 7.0L (427) V8 Gas		Carb., w/M.T.	DR	DD	12	4038N	
L6 6.6L 403cid	1998-97	Caterpillar 3116, Opt. 37MT, 10-Tooth, w/Ground Stud on Solenoid	DR	DD	12	6504N-PT	
L6 6.6L 403cid		Caterpillar 3116, Std. 37MT, 10-Tooth, w/o Ground Stud on Solenoid	DR	DD	12	6505N-PT	6807N
L6 7.2L 441cid	2006-03	Caterpillar C7, Std. 37MT, 10-Tooth, w/o Ground Stud on Solenoid	DR	DD	12	6505N-PT	6807N
L6 7.2L 441cid	2005-99	Caterpillar 3126, Std. 37MT, 10-Tooth, w/o Ground Stud on Solenoid	DR	DD	12	6505N-PT	6807N
L6 7.2L 441cid	2002-00	10-Tooth, 41MT	DR	DD	12	6668N	18989N
V8 6.0L 366cid	1998-97	10MT w/ground stud in case	DR	DD	12	6375N	
V8 6.0L 366cid		MT653ORG	DR	PMGR	12	6452NM	
V8 6.0L 366cid		w/A.T.-542	DR	PMGR	12	6449N	
V8 6.0L 366cid		w/A.T.-545	DR	PMGR	12	6449N	
V8 6.0L 366cid		w/A.T.-643G Trans.	DR	PMGR	12	6452NM	
V8 6.0L 366cid		M.T.	DR	PMGR	12	6452NM	
V8 7.0L 7011cc 427cid		A.T.	DR	PMGR	12	6449N	
V8 7.0L 7011cc 427cid		M.T.	DR	PMGR	12	6452NM	
V8 7.4L 454cid	2000-99	Flange Mount Str.	DR	PMGR	12	6452NM	
V8 7.4L 454cid		Pad Mount Starter	DR	PMGR	12	6449N	
V8 8.1L 496cid	2006	Std. Unit	DR	PMGR	12	6452NM	
V8 8.1L 496cid	2006-01	w/A.T.-545 Trans.	DR	PMGR	12	6449N	
V8 8.1L 496cid	2005-01	w/A.T.-643G Trans.	DR	PMGR	12	6452NM	
V8 8.1L 496cid		M.T.	DR	PMGR	12	6452NM	
C7D							
Caterpillar 3208	1989-86	Standard	DR	PLGR	12	6907N	
Caterpillar 3208	1989-84	w/Overcrank Protect	DR	PLGR	12	6907N	
Caterpillar 3208	1985-84	Standard	DR	PLGR	12	6907N	
Caterpillar 3208	1983-79	Std. Unit	DR	PLGR	12	6907N	
DD 4-53T	1983-81	Std. Unit	DR	DD	12	3339N	18572N
DD 4-53T	1980-79	Std. Unit	DR	DD	12	3339N	18572N
DD 8.2L (N, T)	1988-86	Opt. 37 MT	DR	DD	12	6348N-PT	
DD 8.2L (N, T)	1985-83	Optional, DR 37MT	DR	DD	12	6348N-PT	
GM 6.0L (366) V8 Gas	1988-82	Std. Unit	DR	DD	12	4174N	
C80							
Caterpillar 3116	2002-90	Opt. 37MT, 10-Tooth, w/Ground Stud on Solenoid	DR	DD	12	6504N-PT	
Caterpillar 3116		Std. 37MT, 10-Tooth, w/o Ground Stud on Solenoid	DR	DD	12	6505N-PT	6807N
Caterpillar 3126	2003-98	Std. 37MT, 10-Tooth, w/o Ground Stud on Solenoid	DR	DD	12	6505N-PT	6807N
DD 8.2L (N, T)	1990-89	Std. Unit	DR	DD	12	6348N-PT	
GM 6.0L (366) V8 Gas	1998-96	10MT w/ground stud in case	DR	DD	12	6375N	
GM 6.0L (366) V8 Gas		MT653ORG	DR	PMGR	12	6452NM	
GM 6.0L (366) V8 Gas		w/A.T.-542	DR	PMGR	12	6449N	
GM 6.0L (366) V8 Gas		w/A.T.-545	DR	PMGR	12	6449N	
GM 6.0L (366) V8 Gas		w/A.T.-643G Trans.	DR	PMGR	12	6452NM	
GM 6.0L (366) V8 Gas	1995-90	FS4005, 10MT w/ground stud in case	DR	DD	12	6375N	
GM 6.0L (366) V8 Gas	1990	Carb., A.T.	DR	DD	12	3533R	
GM 6.0L (366) V8 Gas		Carb., w/M.T.	DR	DD	12	4174N	
GM 6.0L (366) V8 Gas		TBI, w/A.T.	DR	DD	12	3533R	
GM 6.0L (366) V8 Gas		TBI, w/M.T.	DR	DD	12	4174N	
GM 7.0L (427) V8 Gas	1998-96	A.T.	DR	PMGR	12	6449N	
GM 7.0L (427) V8 Gas		M.T.	DR	PMGR	12	6452NM	
GM 7.0L (427) V8 Gas	1990	Carb., A.T.	DR	DD	12	3533R	

STARTERS

STARTERS

ENGINE	YEAR	APPLICATION	Mfg	Type	Volt	PART NO.	OPT. NO.
Chevrolet (Cont'd)							
C80 (Cont'd)							
GM 7.0L (427) V8 Gas	1990	Carb., w/M.T.	DR	DD	12	4038N	
GM 7.4L (454) V8 Gas	2000-99	Flange Mount Str.	DR	PMGR	12	6452NM	
GM 7.4L (454) V8 Gas		Pad Mount Starter	DR	PMGR	12	6449N	
GM 8.1L (496) V8 Gas	2002-01	w/A.T.-545 Trans.	DR	PMGR	12	6449N	
GM 8.1L (496) V8 Gas		M.T.	DR	PMGR	12	6452NM	
CE40							
GM 3.8L (230) L6 Gas	1970-63	Opt. Hi Performance PG260M	DR	PMGR	12	3631N-PG	
GM 3.8L (230) L6 Gas		w/PowerGlide, Std. Delco Unit	DR	DD	12	3838N	
GM 3.8L (230) L6 Gas		w/Std. Trans.	DR	DD	12	3686N	
GM 4.1L (250) L6 Gas	1972-67	Opt. Hi Performance PG260M	DR	PMGR	12	3631N-PG	
GM 4.1L (250) L6 Gas		w/PowerGlide, Std. Delco Unit	DR	DD	12	3838N	
GM 4.1L (250) L6 Gas		w/Std. Trans.	DR	DD	12	3686N	
GM 4.1L (250) L6 Gas	1970	w/ CBC Trans.	DR	DD	12	3686N	
GM 4.6L (283) V8 Gas	1967-66	w/Hydromatic Trans	DR	DD	12	3560R	
GM 4.6L (283) V8 Gas	1967-63	Opt. Hi Performance PG260M	DR	PMGR	12	3631N-PG	
GM 4.6L (283) V8 Gas		w/PowerGlide, Std. Delco Unit	DR	DD	12	3838N	
GM 4.6L (283) V8 Gas		w/Std. Trans.	DR	DD	12	3686N	
GM 5.0L (307) V8 Gas	1970	w/CBC Trans., Std. Delco Unit	DR	DD	12	3838N	
GM 5.0L (307) V8 Gas		w/PowerGlide Trans., Std. Delco Unit	DR	DD	12	3838N	
GM 5.0L (307) V8 Gas	1970-68	Opt. Hi Performance PG260M	DR	PMGR	12	3631N-PG	
GM 5.0L (307) V8 Gas		w/Std. Trans.	DR	DD	12	3686N	
GM 5.0L (307) V8 Gas	1969-68	w/Hydromatic Trans	DR	DD	12	3560R	
GM 5.0L (307) V8 Gas		w/PowerGlide, Std. Delco Unit	DR	DD	12	3838N	
GM 5.4L (327) V8 Gas	1968-66	Opt. Hi Performance PG260M	DR	PMGR	12	3631N-PG	
GM 5.4L (327) V8 Gas		w/3 Spd. Trans.	DR	DD	12	3686N	
GM 5.4L (327) V8 Gas		w/4 & 5 Spd. Trans.	DR	DD	12	3633N	
GM 5.4L (327) V8 Gas		w/PowerGlide, Std. Delco Unit	DR	DD	12	3838N	
GM 5.4L (327) V8 Gas	1965-63	Std. Unit	DR	DD	12	3633N	
GM 5.7L (350) V8 Gas	1972-71	Std. Unit	DR	DD	12	3686N	
GM 5.7L (350) V8 Gas	1972-69	w/PowerGlide Trans.	DR	DD	12	3627R	
GM 5.7L (350) V8 Gas	1970-69	w/3 Spd. (500 Ser.)	DR	DD	12	3633N	
GM 5.7L (350) V8 Gas		w/3 Spd. (Std.)	DR	DD	12	3686N	
GM 5.7L (350) V8 Gas		w/CBC Trans.	DR	DD	12	3627R	
GM 5.7L (350) V8 Gas		w/PowerMatic Trans.	DR	DD	12	3686N	
CE50							
GM 3.8L (230) L6 Gas	1969-63	Opt. Hi Performance PG260M	DR	PMGR	12	3631N-PG	
GM 3.8L (230) L6 Gas		w/PowerGlide, Std. Delco Unit	DR	DD	12	3838N	
GM 3.8L (230) L6 Gas		w/Std. Trans.	DR	DD	12	3686N	
GM 4.1L (250) L6 Gas	1978-67	Opt. Hi Performance PG260M	DR	PMGR	12	3631N-PG	
GM 4.1L (250) L6 Gas		w/PowerGlide, Std. Delco Unit	DR	DD	12	3838N	
GM 4.1L (250) L6 Gas		w/Std. Trans.	DR	DD	12	3686N	
GM 4.1L (250) L6 Gas	1970	w/ CBC Trans.	DR	DD	12	3686N	
GM 4.6L (283) V8 Gas	1967-66	w/Hydro. Trans.	DR	DD	12	3560R	
GM 4.6L (283) V8 Gas	1967-63	Opt. Hi Performance PG260M	DR	PMGR	12	3631N-PG	
GM 4.6L (283) V8 Gas		w/PowerGlide, Std. Delco Unit	DR	DD	12	3838N	
GM 4.6L (283) V8 Gas		w/Std. Trans.	DR	DD	12	3686N	
GM 5.0L (307) V8 Gas	1970	w/CBC Trans., Std. Delco Unit	DR	DD	12	3838N	
GM 5.0L (307) V8 Gas		w/PowerGlide Trans., Std. Delco Unit	DR	DD	12	3838N	
GM 5.0L (307) V8 Gas	1970-68	Opt. Hi Performance PG260M	DR	PMGR	12	3631N-PG	
GM 5.0L (307) V8 Gas		w/Std. Trans.	DR	DD	12	3686N	
GM 5.0L (307) V8 Gas	1969-68	w/Hydro. Trans.	DR	DD	12	3560R	
GM 5.4L (327) V8 Gas	1970-66	w/4 & 5 Spd. Trans.	DR	DD	12	3633N	
GM 5.4L (327) V8 Gas	1969-66	w/PowerGlide, Std. Delco Unit	DR	DD	12	3838N	
GM 5.4L (327) V8 Gas	1968-66	Opt. Hi Performance PG260M	DR	PMGR	12	3631N-PG	
GM 5.4L (327) V8 Gas		w/3 Spd. Trans.	DR	DD	12	3686N	
GM 5.4L (327) V8 Gas		w/Hydro. Trans.	DR	DD	12	3560R	
GM 5.4L (327) V8 Gas	1965-63	Std. Unit	DR	DD	12	3633N	
GM 5.7L (350) V8 Gas	1978-71	Std. Unit	DR	DD	12	3633N	
GM 5.7L (350) V8 Gas	1976	MD-4 Trans. (Std.)	DR	DD	12	3689N	
GM 5.7L (350) V8 Gas	1976-75	MD-1 Trans. (Std.)	DR	DD	12	3686N	
GM 5.7L (350) V8 Gas		Std.	DR	DD	12	3633N	
GM 5.7L (350) V8 Gas	1975	MD-1 Trans. (Opt.)	DR	DD	12	3633N	
GM 5.7L (350) V8 Gas		MD-4 Trans. (Std.)	DR	DD	12	3627R	
GM 5.7L (350) V8 Gas	1974-73	A.T.	DR	DD	12	3627R	
GM 5.7L (350) V8 Gas		M.T.	DR	DD	12	3633N	

STARTERS

ENGINE	YEAR	APPLICATION	Mfg	Type	Volt	PART NO.	OPT. NO.
Chevrolet (Cont'd)							
CE50 (Cont'd)							
GM 5.7L (350) V8 Gas	1972-69	w/PowerGlide Trans.	DR	DD	12	3627R	
GM 5.7L (350) V8 Gas	1970-69	w/3 Spd. (500 Ser.)	DR	DD	12	3633N	
GM 5.7L (350) V8 Gas		w/3 Spd. (Std.)	DR	DD	12	3686N	
GM 5.7L (350) V8 Gas		w/4 & 5 Spd. Trans.	DR	DD	12	3633N	
GM 5.7L (350) V8 Gas		w/CBC Trans.	DR	DD	12	3627R	
GM 5.7L (350) V8 Gas		w/PowerMatic Trans.	DR	DD	12	3686N	
GM 6.0L (366) V8 Gas	1978	Exc. MD-1 Trans.	DR	DD	12	4174N	
GM 6.0L (366) V8 Gas		w/L86 4BBL Carb.	DR	DD	12	4174N	
GM 6.0L (366) V8 Gas	1978-76	w/MD-1 Trans.	DR	DD	12	3533R	
GM 6.0L (366) V8 Gas	1977-76	Std. Unit	DR	DD	12	4174N	
GM 6.0L (366) V8 Gas		w/MD-4 Trans.	DR	DD	12	3689N	
GM 6.0L (366) V8 Gas	1977-75	ME-6	DR	DD	12	4038N	
GM 6.0L (366) V8 Gas	1974-71	w/Allison AT-475	DR	DD	12	3560R	
GM 6.0L (366) V8 Gas	1971-66	w/4 & 5 Spd. (Opt.)	DR	DD	12	3633N	
CE60							
GM 4.6L (283) V8 Gas	1967-66	w/Hydro. Trans.	DR	DD	12	3560R	
GM 4.6L (283) V8 Gas	1967-64	w/PowerGlide, Std. Delco Unit	DR	DD	12	3838N	
GM 4.6L (283) V8 Gas	1967-63	Opt. Hi Performance PG260M	DR	PMGR	12	3631N-PG	
GM 4.6L (283) V8 Gas		w/Std. Trans.	DR	DD	12	3686N	
GM 4.6L (283) V8 Gas, w/PowerGlide	1963	Std. Delco Unit	DR	DD	12	3838N	
GM 5.0L (307) V8 Gas	1970	w/CBC Trans., Std. Delco Unit	DR	DD	12	3838N	
GM 5.0L (307) V8 Gas	1970-68	Opt. Hi Performance PG260M	DR	PMGR	12	3631N-PG	
GM 5.0L (307) V8 Gas		w/PowerGlide, Std. Delco Unit	DR	DD	12	3838N	
GM 5.0L (307) V8 Gas		w/Std. Trans.	DR	DD	12	3686N	
GM 5.0L (307) V8 Gas	1969-68	w/Hydro. Trans.	DR	DD	12	3560R	
GM 5.4L (327) V8 Gas	1968-66	Opt. Hi Performance PG260M	DR	PMGR	12	3631N-PG	
GM 5.4L (327) V8 Gas		w/3 Spd. Trans.	DR	DD	12	3686N	
GM 5.4L (327) V8 Gas		w/4 & 5 Spd. Trans.	DR	DD	12	3633N	
GM 5.4L (327) V8 Gas		w/Hydro. Trans.	DR	DD	12	3560R	
GM 5.4L (327) V8 Gas		w/PowerGlide, Std. Delco Unit	DR	DD	12	3838N	
GM 5.4L (327) V8 Gas	1965-63	Std. Unit	DR	DD	12	3633N	
GM 5.7L (350) V8 Gas	1976	MD-4 Trans. (Std.)	DR	DD	12	3689N	
GM 5.7L (350) V8 Gas	1976-75	MD-1 Trans. (Std.)	DR	DD	12	3686N	
GM 5.7L (350) V8 Gas	1975	MD-1 Trans. (Opt.)	DR	DD	12	3633N	
GM 5.7L (350) V8 Gas		MD-4 Trans. (Std.)	DR	DD	12	3627R	
GM 5.7L (350) V8 Gas	1975-71	Std. Unit	DR	DD	12	3633N	
GM 5.7L (350) V8 Gas	1974-73	A.T.	DR	DD	12	3627R	
GM 5.7L (350) V8 Gas		M.T.	DR	DD	12	3633N	
GM 5.7L (350) V8 Gas	1972-69	w/PowerGlide Trans.	DR	DD	12	3627R	
GM 5.7L (350) V8 Gas	1970-69	w/3 Spd. (500 Ser.)	DR	DD	12	3633N	
GM 5.7L (350) V8 Gas		w/3 Spd. (Std.)	DR	DD	12	3686N	
GM 5.7L (350) V8 Gas		w/4 & 5 Spd. Trans.	DR	DD	12	3633N	
GM 5.7L (350) V8 Gas		w/CBC Trans.	DR	DD	12	3627R	
GM 5.7L (350) V8 Gas		w/PowerMatic Trans.	DR	DD	12	3686N	
GM 6.0L (366) V8 Gas	1978	Exc. MD-1 Trans.	DR	DD	12	4174N	
GM 6.0L (366) V8 Gas		w/L86 4BBL Carb.	DR	DD	12	4174N	
GM 6.0L (366) V8 Gas	1978-76	w/MD-1 Trans.	DR	DD	12	3533R	
GM 6.0L (366) V8 Gas	1977	w/MD-4 Trans.	DR	DD	12	3689N	
GM 6.0L (366) V8 Gas	1977-76	Std. Unit	DR	DD	12	4174N	
GM 6.0L (366) V8 Gas	1977-75	ME-6	DR	DD	12	4038N	
GM 6.0L (366) V8 Gas	1976	w/MD-4 Trans.	DR	DD	12	3689N	
GM 6.0L (366) V8 Gas	1975	MD-4	DR	DD	12	3560R	
GM 6.0L (366) V8 Gas	1974-71	w/Allison AT-475	DR	DD	12	3560R	
GM 6.0L (366) V8 Gas	1971-66	w/4 & 5 Spd. (Opt.)	DR	DD	12	3633N	
GM 7.0L (427) V8 Gas	1978	A.T.	DR	DD	12	3533R	
GM 7.0L (427) V8 Gas		M.T.	DR	DD	12	4038N	
GM 7.0L (427) V8 Gas	1977	Standard	DR	DD	12	4038N	
GM 7.0L (427) V8 Gas		w/MD-1 Trans.	DR	DD	12	3533R	
GM 7.0L (427) V8 Gas	1976-75	Std. Unit	DR	DD	12	4038N	
GM 7.0L (427) V8 Gas	1974-66	Std. Unit	DR	DD	12	4038N	
GM 7.4L (454) V8 Gas	1978-73	Std. Unit	DR	DD	12	4174N	
CM60							
GM 5.0L (305) V6 Gas	1974-70	Optional	DR	DD	12	4038N	
GM 5.0L (305) V6 Gas		Standard	DR	DD	12	4038N	

STARTERS

ENGINE	YEAR	APPLICATION	Mfg	Type	Volt	PART NO.	OPT. NO.
Chevrolet (Cont'd)							
CM60 (Cont'd)							
GM 5.8L (351) V6 Gas	1972-71	Standard	DR	DD	12	4038N	
GM 5.8L (351) V6 Gas		w/Allison AT-540	DR	DD	12	3686N	
GM 6.2L (379) V6 Gas	1974-73	Std. Unit	DR	DD	12	4038N	
CS50							
GM 4.8L (292) L6 Gas	1980-63	w/Std. Trans.	DR	DD	12	3686N	
GM 4.8L (292) L6 Gas	1977	w/Std. Trans.	DR	DD	12	3686N	
GM 4.8L (292) L6 Gas	1970-63	Opt. Hi Performance PG260M	DR	PMGR	12	3631N-PG	
GM 4.8L (292) L6 Gas		w/PowerGlide, Std. Delco Unit	DR	DD	12	3838N	
CS60							
GM 4.8L (292) L6 Gas	1980-78	Optional	DR	DD	12	3533R	
GM 4.8L (292) L6 Gas	1980-63	w/Std. Trans.	DR	DD	12	3686N	
GM 4.8L (292) L6 Gas	1970-63	w/PowerGlide, Std. Delco Unit	DR	DD	12	3838N	
GM 4.8L (292) L6 Gas	1969-63	Opt. Hi Performance PG260M	DR	PMGR	12	3631N-PG	
D9K Titan							
Caterpillar 3406	1986-85	Standard	DR	PLGR	12	6924N	
Caterpillar 3406	1984-81	Std. Unit	DR	DD	12	3974N	6356N
Caterpillar 3406	1980-79	Std. Unit	DR	DD	12	3974N	6356N
Cummins KT, KTA-450	1979	50 MT, 24Volt	DR	DD	24	4930N	
Cummins NTC Eng.	1989-86	Standard	DR	DD	12	6356N	6924N
Cummins NTC Eng.		w/Overcrank Protect	DR	DD	12	6513N	6924N
Cummins NTC Eng.	1985-81	Standard	DR	DD	12	3974N	6356N
Cummins NTC Eng.	1980-79	Std. Unit	DR	DD	12	3974N	6356N
Cummins NTC							
Eng.;290,300,350,400	1985-81	w/Overcrank Protect	DR	PLGR	12	6924N	
DD 60 Series	1989-87	w/Overcrank Protect	DR	DD	12	6513N	6924N
DD 6V-71 (N, NE, T)	1984-81	Opt. Unit	DR	PLGR	12	6924N	
DD 6V-71 (N, NE, T)		Std. Unit	DR	PLGR	12	6924N	
DD 6V-71 (N, NE, T)	1980-79	Opt. Unit	DR	PLGR	12	6924N	
DD 6V-71 (N, NE, T)		Std. Unit	DR	PLGR	12	6924N	
DD 6V-92 (T, TA, TTA)	1988-86	Standard	DR	DD	12	6356N	6924N
DD 6V-92 (T, TA, TTA)		w/Overcrank Protect	DR	DD	12	6513N	6924N
DD 6V-92 (T, TA, TTA)	1985-81	Std. Unit	DR	DD	12	3974N	6356N
DD 6V-92 (T, TA, TTA)	1980-79	Std. Unit	DR	DD	12	3974N	6356N
DD 8V-71 (N, NE, T)	1988-86	Standard	DR	DD	12	6356N	6924N
DD 8V-71 (N, NE, T)		w/Overcrank Protect	DR	DD	12	6513N	6924N
DD 8V-71 (N, NE, T)	1985-81	Std. Unit	DR	DD	12	3974N	6356N
DD 8V-71 (N, NE, T)	1980-79	Std. Unit	DR	DD	12	3974N	6356N
DD 8V-92 (T)	1988-80	50MT, 12Volt	DR	DD	12	3905N	
DD 8V-92 (T)	1980-79	50 MT, 24Volt	DR	DD	24	4930N	
D9L Titan							
Cummins KT, KTA-450	1979	50 MT, 24Volt	DR	DD	24	4930N	
Cummins NTC Eng.	1989-86	Standard	DR	DD	12	6356N	6924N
Cummins NTC Eng.		w/Overcrank Protect	DR	DD	12	6513N	6924N
Cummins NTC Eng.	1985-81	Standard	DR	DD	12	3974N	6356N
Cummins NTC Eng.	1980-79	Std. Unit	DR	DD	12	3974N	6356N
Cummins NTC							
Eng.;290,300,350,400	1985-81	w/Overcrank Protect	DR	PLGR	12	6924N	
DD 60 Series	1989-87	w/Overcrank Protect	DR	DD	12	6513N	6924N
DD 6V-71 (N, NE, T)	1984-81	Opt. Unit	DR	PLGR	12	6924N	
DD 6V-71 (N, NE, T)		Std. Unit	DR	PLGR	12	6924N	
DD 6V-71 (N, NE, T)	1980-79	Opt. Unit	DR	PLGR	12	6924N	
DD 6V-71 (N, NE, T)		Std. Unit	DR	PLGR	12	6924N	
DD 6V-92 (T, TA, TTA)	1988-86	Standard	DR	DD	12	6356N	6924N
DD 6V-92 (T, TA, TTA)		w/Overcrank Protect	DR	DD	12	6513N	6924N
DD 6V-92 (T, TA, TTA)	1985-81	Std. Unit	DR	DD	12	3974N	6356N
DD 6V-92 (T, TA, TTA)	1980-79	Std. Unit	DR	DD	12	3974N	6356N
DD 8V-71 (N, NE, T)	1988-86	Standard	DR	DD	12	6356N	6924N
DD 8V-71 (N, NE, T)		w/Overcrank Protect	DR	DD	12	6513N	6924N
DD 8V-71 (N, NE, T)	1985-81	Std. Unit	DR	DD	12	3974N	6356N
DD 8V-71 (N, NE, T)	1980-79	Std. Unit	DR	DD	12	3974N	6356N
DD 8V-92 (T)	1988-80	50MT, 12Volt	DR	DD	12	3905N	
DD 8V-92 (T)	1980-79	50 MT, 24Volt	DR	DD	24	4930N	

STARTERS

ENGINE	YEAR	APPLICATION	Mfg	Type	Volt	PART NO.	OPT. NO.
Chevrolet (Cont'd)							
DC90 Titan							
Cummins NTC Eng.	1978-71	Std. Unit	DR	DD	12	3974N	6356N
Cummins NTC Eng.	1976	Std. Unit	DR	DD	12	3974N	6356N
DH90							
DD 8V-71 (N, NE, T)	1978-71	Std. Unit	DR	DD	12	3974N	6356N
DI90							
DD 6V-71 (N, NE, T)	1978-73	Std. Unit	DR	DD	12	3974N	6356N
DD 6V-71 (N, NE, T)	1978-71	Std. Unit	DR	PLGR	12	6924N	
DD 6V-71 (N, NE, T)	1972	Std. Unit	DR	DD	12	3974N	6356N
DD 6V-71 (N, NE, T)	1971	Std. Unit	DR	DD	12	3974N	6356N
DJ90 Titan							
DD 6V-92 (T, TA, TTA)	1978-74	Std. Unit	DR	DD	12	3974N	6356N
DK90							
Cummins KT, KTA-450	1978-76	50 MT, 24Volt	DR	DD	24	4930N	
DD 8V-92 (T)	1978-75	50 MT, 24Volt	DR	DD	24	4930N	
DN90							
Cummins NH-230	1974-71	Std. Unit	DR	DD	12	3974N	6356N
Cummins NHC-250		Std. Unit	DR	DD	12	3974N	6356N
DP90							
Cummins KT, KTA-450	1978-76	50 MT, 24Volt	DR	DD	24	4930N	
DD 12V-71	1978-71	50 MT, 24Volt	DR	DD	24	4930N	
Express 2500							
V6 4.3L 262cid	2005	Std. Unit	DR	PMGR	12	6495N	
V6 4.3L 262cid	2004	1st Prod	DR	PMGR	12	6485N	
V6 4.3L 262cid		2nd Prod	DR	PMGR	12	6495N	
V6 4.3L 262cid	2003	Std. Unit	DR	PMGR	12	6485N	
V6 4.3L 262cid	2002-01	PG260G Starter	DR	PMGR	12	6485N	
V6 4.3L 262cid	2000-99	DD Starter	DR	DD	12	6483N	
V6 4.3L 262cid		PMGR Starter	DR	PMGR	12	6485N	
V6 4.3L 262cid	1998-97	Std. Unit	DR	DD	12	6483N	
V6 4.3L 262cid	1996	Std. Unit	DR	DD	12	6416N	
V8 4.8L 294cid	2013	Std. Unit	DR	PMGR	12	6970N	
V8 4.8L 294cid	2012-11	Std. Unit	DR	PMGR	12	6970N	
V8 4.8L 294cid	2010-09	Std. Unit	DR	PMGR	12	6970N	
V8 4.8L 294cid	2008	Std. Unit	DR	PMGR	12	6970N	
V8 4.8L 294cid	2007-06	Std. Unit	DR	PMGR	12	6494N	6489N
V8 4.8L 294cid	2005-04	Std. Unit	DR	PMGR	12	6494N	6489N
V8 4.8L 294cid	2003	Std. Unit	DR	PMGR	12	6489N	
V8 5.0L 305cid	2002	PG260L Starter	DR	PMGR	12	6449N	
V8 5.0L 305cid	2001-99	PG260M Starter	DR	PMGR	12	6449N	
V8 5.0L 305cid	1998-97	Std. Unit	DR	DD	12	6483N	
V8 5.0L 305cid	1996	Std. Unit	DR	DD	12	6416N	
V8 5.3L 323cid	2005-04	Std. Unit	DR	PMGR	12	6494N	6489N
V8 5.3L 323cid	2003	Std. Unit	DR	PMGR	12	6489N	
V8 5.7L 350cid	2002	Std. Unit	DR	PMGR	12	6449N	
V8 5.7L 350cid	2001-97	Std. Unit	DR	PMGR	12	6449N	
V8 5.7L 350cid	1996	Std. Unit	DR	PMGR	12	6449N	
V8 6.0L 5967cc 364cid	2013-11	Std. Unit	DR	PMGR	12	6942N	
V8 6.0L 5967cc 364cid	2010-09	Std. Unit	DR	PMGR	12	6942N	
V8 6.0L 5967cc 364cid	2008	Std. Unit	DR	PMGR	12	6757N	6492N
V8 6.0L 5967cc 364cid	2007-06	Std. Unit	DR	PMGR	12	6757N	6492N
V8 6.0L 5967cc 364cid	2005-04	Std. Unit	DR	PMGR	12	6492N	
V8 6.0L 5967cc 364cid	2003	Std. Unit	DR	PMGR	12	6492N	
V8 6.5L 395cid	2002-97	Diesel	DR	OSGR	12	6469N	
V8 6.5L 395cid	1996	Std. Unit	DR	OSGR	12	6469N	
V8 6.6L 400cid	2007	Diesel, Hitachi Unit	HI	OSGR	12	17801N	
V8 6.6L 400cid	2006	Hitachi Unit	HI	OSGR	12	17801N	
Express 3500							
V8 4.8L 294cid	2013-11	Std. Unit	DR	PMGR	12	6970N	
V8 4.8L 294cid	2010-09	Std. Unit	DR	PMGR	12	6970N	
V8 4.8L 294cid	2008	Std. Unit	DR	PMGR	12	6970N	
V8 4.8L 294cid	2007-06	Std. Unit	DR	PMGR	12	6494N	6489N
V8 4.8L 294cid	2005	Std. Unit	DR	PMGR	12	6494N	6489N

STARTERS

STARTERS

ENGINE	YEAR	APPLICATION	Mfg	Type	Volt	PART NO.	OPT. NO.
Chevrolet (Cont'd)							
Express 3500 (Cont'd)							
V8 5.7L 350cid	2002	Std. Unit	DR	PMGR	12	6449N	
V8 5.7L 350cid	2001-97	Std. Unit	DR	PMGR	12	6449N	
V8 5.7L 350cid	1996	Std. Unit	DR	PMGR	12	6449N	
V8 6.0L 5967cc 364cid	2013-11	Std. Unit	DR	PMGR	12	6942N	
V8 6.0L 5967cc 364cid	2010-09	Std. Unit	DR	PMGR	12	6942N	
V8 6.0L 5967cc 364cid	2008	Std. Unit	DR	PMGR	12	6757N	6492N
V8 6.0L 5967cc 364cid	2007-06	Std. Unit	DR	PMGR	12	6757N	6492N
V8 6.0L 5967cc 364cid	2005-04	Std. Unit	DR	PMGR	12	6492N	
V8 6.0L 5967cc 364cid	2003	Std. Unit	DR	PMGR	12	6492N	
V8 6.5L 395cid	2002-97	Diesel	DR	OSGR	12	6469N	
V8 6.5L 395cid	1996	Std. Unit	DR	OSGR	12	6469N	
V8 6.6L 400cid	2007	Diesel, Hitachi Unit	HI	OSGR	12	17801N	
V8 6.6L 400cid	2006	Hitachi Unit	HI	OSGR	12	17801N	
V8 7.4L 454cid	2000-97	Std. Unit	DR	PMGR	12	6449N	
V8 7.4L 454cid	1996	Std. Unit	DR	PMGR	12	6449N	
V8 8.1L 496cid	2002	Std. Unit	DR	PMGR	12	6449N	
V8 8.1L 496cid	2001	Std. Unit	DR	PMGR	12	6449N	
Express 4500							
V8 6.0L 5967cc 364cid	2013-11	Std. Unit	DR	PMGR	12	6942N	
V8 6.0L 5967cc 364cid	2010-09	Std. Unit	DR	PMGR	12	6942N	
FC90 Titan							
Cummins NTC Eng.	1978-71	Std. Unit	DR	DD	12	3974N	6356N
FH90							
DD 8V-71 (N, NE, T)	1978-71	Std. Unit	DR	DD	12	3974N	6356N
FI90							
DD 6V-71 (N, NE, T)	1978-73	Std. Unit	DR	DD	12	3974N	6356N
DD 6V-71 (N, NE, T)	1978-71	Std. Unit	DR	PLGR	12	6924N	
DD 6V-71 (N, NE, T)	1972-71	Std. Unit	DR	DD	12	3974N	6356N
FJ90 Titan							
DD 6V-92 (T, TA, TTA)	1978-74	Std. Unit	DR	DD	12	3974N	6356N
FK90							
DD 8V-92 (T)	1976-75	50 MT, 24Volt	DR	DD	24	4930N	
FN90							
Cummins NH-230	1974-71	Std. Unit	DR	DD	12	3974N	6356N
Cummins NHC-250		Std. Unit	DR	DD	12	3974N	6356N
G20							
L6 4.1L 250cid	1984-82	Std. Unit	DR	DD	12	3510MN	
L6 4.1L 250cid	1981-75	Delco "PG" Series High Performance upgrade	DR	PMGR	12	3510N-PG	
L6 4.1L 250cid		Std. Unit	DR	DD	12	3510N	3510N-PG
L6 4.8L 292cid	1980-75	Delco "PG" Series High Performance upgrade	DR	PMGR	12	3510N-PG	
L6 4.8L 292cid		Std. Unit	DR	DD	12	3510N	3510N-PG
V6 4.3L 262cid	1995	VIN Z	DR	DD	12	6416N	
V6 4.3L 262cid	1994-91	Std. Unit	DR	DD	12	6416N	
V6 4.3L 262cid	1990-85	Std. Unit	DR	DD	12	3510MN	
V8 5.0L 305cid	1995-91	SD260 Starter	DR	DD	12	6416N	
V8 5.0L 305cid	1990-83	Std. Unit	DR	DD	12	3510MN	
V8 5.0L 305cid	1982	California	DR	DD	12	3510MN	
V8 5.0L 305cid		Exc. California	DR	DD	12	6313N	
V8 5.0L 305cid	1981	VIN F or H, Delco "PG" Series High Performance upgrade	DR	PMGR	12	3510N-PG	
V8 5.0L 305cid		VIN F or H, Std. Unit	DR	DD	12	3510N	3510N-PG
V8 5.0L 305cid		VIN G, Delco "PG" Series High Performance upgrade	DR	PMGR	12	3510N-PG	
V8 5.0L 305cid		VIN G, Std. Unit	DR	DD	12	3510N	3510N-PG
V8 5.0L 305cid	1980-77	Delco "PG" Series High Performance upgrade	DR	PMGR	12	3510N-PG	
V8 5.0L 305cid		Std. Unit	DR	DD	12	3510N	3510N-PG
V8 5.7L 350cid	1995	Std. Unit	DR	PMGR	12	6449N	
V8 5.7L 350cid	1994	DD Starter	DR	DD	12	3510MN	
V8 5.7L 350cid		PMGR Starter	DR	PMGR	12	6449N	
V8 5.7L 350cid	1993-82	Std. Unit	DR	DD	12	3510MN	
V8 5.7L 350cid	1981-75	Delco "PG" Series High Performance upgrade	DR	PMGR	12	3510N-PG	
V8 5.7L 350cid		Std. Unit	DR	DD	12	3510N	3510N-PG
V8 6.2L 379cid	1993-89	Diesel	DR	OSGR	12	6469N	

STARTERS

ENGINE	YEAR	APPLICATION	Mfg	Type	Volt	PART NO.	OPT. NO.
Chevrolet (Cont'd)							
G20 (Cont'd)							
V8 6.2L 379cid	1988-83	Diesel	DR	OSGR	12	6469N	
V8 6.5L 395cid	1995-94	Diesel	DR	OSGR	12	6469N	
V8 6.6L 400cid	1980-75	Delco "PG" Series High Performance upgrade	DR	PMGR	12	3510N-PG	
V8 6.6L 400cid		Std. Unit	DR	DD	12	3510N	3510N-PG
V8 7.4L 454cid	1976	Delco "PG" Series High Performance upgrade	DR	PMGR	12	3510N-PG	
V8 7.4L 454cid		Std. Unit	DR	DD	12	3510N	3510N-PG
G20 Van							
L6 3.8L 230cid	1969	A.T., Opt. Hi Performance PG260M	DR	PMGR	12	3631N-PG	
L6 3.8L 230cid		A.T., Std. Delco Unit	DR	DD	12	3838N	
L6 3.8L 230cid		M.T.	DR	DD	12	3686N	
L6 3.8L 230cid	1968	Opt. Hi Performance PG260M	DR	PMGR	12	3631N-PG	
L6 3.8L 230cid		Std. Delco Unit	DR	DD	12	3838N	
L6 3.8L 3769cc 230cid	1969	A.T., Opt. Hi Performance PG260M	DR	PMGR	12	3631N-PG	
L6 3.8L 3769cc 230cid		A.T., Std. Delco Unit	DR	DD	12	3838N	
L6 3.8L 3769cc 230cid		M.T.	DR	DD	12	3686N	
L6 3.8L 3769cc 230cid	1968-67	Opt. Hi Performance PG260M	DR	PMGR	12	3631N-PG	
L6 3.8L 3769cc 230cid		Std. Delco Unit	DR	DD	12	3838N	
L6 4.1L 250cid	1974-73	A.T., Opt. Hi Performance PG260M	DR	PMGR	12	3631N-PG	
L6 4.1L 250cid		A.T., Std. Delco Unit	DR	DD	12	3838N	
L6 4.1L 250cid	1972-68	Opt. Hi Performance PG260M	DR	PMGR	12	3631N-PG	
L6 4.1L 250cid		Std. Delco Unit	DR	DD	12	3838N	
L6 4.1L 250cid	1971	A.T., PowerGlide, Opt. Hi Performance PG260M	DR	PMGR	12	3631N-PG	
L6 4.1L 250cid		M.T.	DR	DD	12	3686N	
L6 4.1L 250cid		w/PowerGlide, Std. Delco Unit	DR	DD	12	3838N	
L6 4.1L 250cid	1970	Standard Trans., Std. Delco Unit	DR	DD	12	3838N	
L6 4.1L 250cid		w/o Hydromatic Trans, Opt. Hi Performance PG260M	DR	PMGR	12	3631N-PG	
L6 4.1L 4097cc 250cid	1974-73	A.T., Opt. Hi Performance PG260M	DR	PMGR	12	3631N-PG	
L6 4.1L 4097cc 250cid		A.T., Std. Delco Unit	DR	DD	12	3838N	
L6 4.1L 4097cc 250cid	1972-67	Opt. Hi Performance PG260M	DR	PMGR	12	3631N-PG	
L6 4.1L 4097cc 250cid		Std. Delco Unit	DR	DD	12	3838N	
L6 4.1L 4097cc 250cid	1971	A.T., PowerGlide, Opt. Hi Performance PG260M	DR	PMGR	12	3631N-PG	
L6 4.1L 4097cc 250cid		M.T.	DR	DD	12	3686N	
L6 4.1L 4097cc 250cid		w/PowerGlide, Std. Delco Unit	DR	DD	12	3838N	
L6 4.1L 4097cc 250cid	1970	M.T., Opt. Hi Performance PG260M	DR	PMGR	12	3631N-PG	
L6 4.1L 4097cc 250cid		M.T., Std. Delco Unit	DR	DD	12	3838N	
L6 4.1L 4098cc 250cid	1974-73	A.T., Opt. Hi Performance PG260M	DR	PMGR	12	3631N-PG	
L6 4.1L 4098cc 250cid		A.T., Std. Delco Unit	DR	DD	12	3838N	
L6 4.1L 4098cc 250cid	1972	Opt. Hi Performance PG260M	DR	PMGR	12	3631N-PG	
L6 4.1L 4098cc 250cid		Std. Delco Unit	DR	DD	12	3838N	
L6 4.8L 292cid	1974-73	Delco "PG" Series High Performance upgrade	DR	PMGR	12	3510N-PG	
L6 4.8L 292cid		Std. Unit	DR	DD	12	3510N	3510N-PG
L6 4.8L 4786cc 292cid		Delco "PG" Series High Performance upgrade	DR	PMGR	12	3510N-PG	
L6 4.8L 4786cc 292cid		Std. Unit	DR	DD	12	3510N	3510N-PG
L6 4.8L 4801cc 292cid		Delco "PG" Series High Performance upgrade	DR	PMGR	12	3510N-PG	
L6 4.8L 4801cc 292cid		Std. Unit	DR	DD	12	3510N	3510N-PG
V8 5.0L 307cid	1970	A.T., PowerGlide, Opt. Hi Performance PG260M	DR	PMGR	12	3631N-PG	
V8 5.0L 307cid		M.T.	DR	DD	12	3627R	
V8 5.0L 307cid		w/Hydromatic Trans, Delco "PG" Series High Performance upgrade	DR	PMGR	12	3510N-PG	
V8 5.0L 307cid		w/Hydromatic Trans, Std. Unit	DR	DD	12	3510N	3510N-PG
V8 5.0L 307cid		w/PowerGlide, Std. Delco Unit	DR	DD	12	3838N	
V8 5.0L 307cid	1969-68	Std. Unit	DR	DD	12	3627R	
V8 5.0L 5031cc 307cid	1973	A.T., Opt. Hi Performance PG260M	DR	PMGR	12	3631N-PG	
V8 5.0L 5031cc 307cid		A.T., Std. Delco Unit	DR	DD	12	3838N	
V8 5.0L 5031cc 307cid	1972	Opt. Hi Performance PG260M	DR	PMGR	12	3631N-PG	
V8 5.0L 5031cc 307cid		Std. Delco Unit	DR	DD	12	3838N	
V8 5.0L 5031cc 307cid	1971-70	A.T., PowerGlide, Opt. Hi Performance PG260M	DR	PMGR	12	3631N-PG	
V8 5.0L 5031cc 307cid		M.T.	DR	DD	12	3627R	
V8 5.0L 5031cc 307cid		w/Hydromatic Trans, Delco "PG" Series High Performance upgrade	DR	PMGR	12	3510N-PG	
V8 5.0L 5031cc 307cid		w/Hydromatic Trans, Std. Unit	DR	DD	12	3510N	3510N-PG
V8 5.0L 5031cc 307cid		w/PowerGlide, Std. Delco Unit	DR	DD	12	3838N	
V8 5.0L 5031cc 307cid	1969-68	Std. Unit	DR	DD	12	3627R	
V8 5.7L 350cid	1974-73	Delco "PG" Series High Performance upgrade	DR	PMGR	12	3510N-PG	
V8 5.7L 350cid		Std. Unit	DR	DD	12	3510N	3510N-PG

STARTERS

STARTERS

ENGINE	YEAR	APPLICATION	Mfg	Type	Volt	PART NO.	OPT. NO.
Chevrolet (Cont'd)							
G20 Van (Cont'd)							
V8 5.7L 350cid	1972	A.T., Delco "PG" Series High Performance upgrade	DR	PMGR	12	3510N-PG	
V8 5.7L 350cid		A.T., Std. Unit	DR	DD	12	3510N	3510N-PG
V8 5.7L 350cid		M.T.	DR	DD	12	3689N	
V8 5.7L 350cid	1971-70	M.T.	DR	DD	12	3686N	
V8 5.7L 350cid		w/CBC or PowerGlide Trans	DR	DD	12	3627R	
V8 5.7L 5736cc 350cid	1974-73	Delco "PG" Series High Performance upgrade	DR	PMGR	12	3510N-PG	
V8 5.7L 5736cc 350cid		Std. Unit	DR	DD	12	3510N	3510N-PG
V8 5.7L 5736cc 350cid	1972	A.T., Delco "PG" Series High Performance upgrade	DR	PMGR	12	3510N-PG	
V8 5.7L 5736cc 350cid		A.T., Std. Unit	DR	DD	12	3510N	3510N-PG
V8 5.7L 5736cc 350cid		M.T.	DR	DD	12	3689N	
V8 5.7L 5736cc 350cid	1971-70	M.T.	DR	DD	12	3686N	
V8 5.7L 5736cc 350cid		w/CBC or PowerGlide Trans	DR	DD	12	3627R	
V8 5.7L 5737cc 350cid	1974	Delco "PG" Series High Performance upgrade	DR	PMGR	12	3510N-PG	
V8 5.7L 5737cc 350cid		Std. Unit	DR	DD	12	3510N	3510N-PG
V8 5.7L 5737cc 350cid	1972	A.T., Delco "PG" Series High Performance upgrade	DR	PMGR	12	3510N-PG	
V8 5.7L 5737cc 350cid		A.T., Std. Unit	DR	DD	12	3510N	3510N-PG
V8 5.7L 5737cc 350cid		M.T.	DR	DD	12	3689N	
V8 7.4L 454cid	1974-73	Delco "PG" Series High Performance upgrade	DR	PMGR	12	3510N-PG	
V8 7.4L 454cid		Std. Unit	DR	DD	12	3510N	3510N-PG
V8 7.4L 7439cc 454cid		Delco "PG" Series High Performance upgrade	DR	PMGR	12	3510N-PG	
V8 7.4L 7439cc 454cid		Std. Unit	DR	DD	12	3510N	3510N-PG
V8 7.4L 7441cc 454cid		Delco "PG" Series High Performance upgrade	DR	PMGR	12	3510N-PG	
V8 7.4L 7441cc 454cid		Std. Unit	DR	DD	12	3510N	3510N-PG
G30							
L6 4.1L 250cid	1984-82	Std. Unit	DR	DD	12	3510MN	
L6 4.1L 250cid	1981-76	Delco "PG" Series High Performance upgrade	DR	PMGR	12	3510N-PG	
L6 4.1L 250cid		Std. Unit	DR	DD	12	3510N	3510N-PG
L6 4.8L 292cid	1979-75	Delco "PG" Series High Performance upgrade	DR	PMGR	12	3510N-PG	
L6 4.8L 292cid		Std. Unit	DR	DD	12	3510N	3510N-PG
V6 4.3L 262cid	1996-91	Std. Unit	DR	DD	12	6416N	
V6 4.3L 262cid	1990-85	Std. Unit	DR	DD	12	3510MN	
V8 5.0L 305cid	1985	Std. Unit	DR	DD	12	3510MN	
V8 5.0L 305cid	1982	California	DR	DD	12	3510MN	
V8 5.0L 305cid		Exc. California	DR	DD	12	6313N	
V8 5.0L 305cid	1979-78	Delco "PG" Series High Performance upgrade	DR	PMGR	12	3510N-PG	
V8 5.0L 305cid		Std. Unit	DR	DD	12	3510N	3510N-PG
V8 5.7L 350cid	1996-95	Std. Unit	DR	PMGR	12	6449N	
V8 5.7L 350cid	1994	DD Starter	DR	DD	12	3510MN	
V8 5.7L 350cid		PMGR Starter	DR	PMGR	12	6449N	
V8 5.7L 350cid	1993-82	Std. Unit	DR	DD	12	3510MN	
V8 5.7L 350cid	1981-75	Delco "PG" Series High Performance upgrade	DR	PMGR	12	3510N-PG	
V8 5.7L 350cid		Std. Unit	DR	DD	12	3510N	3510N-PG
V8 6.2L 379cid	1993-89	Diesel	DR	OSGR	12	6469N	
V8 6.2L 379cid	1988-83	Diesel	DR	OSGR	12	6469N	
V8 6.5L 395cid	1996	Std. Unit	DR	OSGR	12	6469N	
V8 6.5L 395cid	1995-94	Diesel	DR	OSGR	12	6469N	
V8 6.6L 400cid	1980-75	Delco "PG" Series High Performance upgrade	DR	PMGR	12	3510N-PG	
V8 6.6L 400cid		Std. Unit	DR	DD	12	3510N	3510N-PG
V8 7.4L 454cid	1996-95	Std. Unit	DR	PMGR	12	6449N	
V8 7.4L 454cid	1994	DD Starter	DR	DD	12	3510MN	
V8 7.4L 454cid		PMGR Starter	DR	PMGR	12	6449N	
V8 7.4L 454cid	1993-88	Std. Unit	DR	DD	12	3510MN	
V8 7.4L 454cid	1976-75	Delco "PG" Series High Performance upgrade	DR	PMGR	12	3510N-PG	
V8 7.4L 454cid		Std. Unit	DR	DD	12	3510N	3510N-PG
G30 Van							
L6 4.1L 250cid	1974-73	A.T., Opt. Hi Performance PG260M	DR	PMGR	12	3631N-PG	
L6 4.1L 250cid		A.T., Std. Delco Unit	DR	DD	12	3838N	
L6 4.1L 250cid	1971	A.T., PowerGlide, Opt. Hi Performance PG260M	DR	PMGR	12	3631N-PG	
L6 4.1L 250cid		M.T.	DR	DD	12	3686N	
L6 4.1L 250cid		w/PowerGlide, Std. Delco Unit	DR	DD	12	3838N	
L6 4.1L 250cid	1970	Standard Trans., Std. Delco Unit	DR	DD	12	3838N	
L6 4.1L 250cid		w/o Hydromatic Trans, Opt. Hi Performance PG260M	DR	PMGR	12	3631N-PG	
L6 4.1L 4098cc 250cid	1974-73	A.T., Opt. Hi Performance PG260M	DR	PMGR	12	3631N-PG	
L6 4.1L 4098cc 250cid		A.T., Std. Delco Unit	DR	DD	12	3838N	
L6 4.8L 292cid	1974	Delco "PG" Series High Performance upgrade	DR	PMGR	12	3510N-PG	

STARTERS

ENGINE	YEAR	APPLICATION	Mfg	Type	Volt	PART NO.	OPT. NO.
Chevrolet (Cont'd)							
G30 Van (Cont'd)							
L6 4.8L 292cid	1974	Std. Unit	DR	DD	12	3510N	3510N-PG
L6 4.8L 4786cc 292cid		Delco "PG" Series High Performance upgrade	DR	PMGR	12	3510N-PG	
L6 4.8L 4786cc 292cid		Std. Unit	DR	DD	12	3510N	3510N-PG
V8 5.7L 350cid	1974-73	Delco "PG" Series High Performance upgrade	DR	PMGR	12	3510N-PG	
V8 5.7L 350cid		Std. Unit	DR	DD	12	3510N	3510N-PG
V8 5.7L 350cid	1972	A.T., Delco "PG" Series High Performance upgrade	DR	PMGR	12	3510N-PG	
V8 5.7L 350cid		A.T., Std. Unit	DR	DD	12	3510N	3510N-PG
V8 5.7L 350cid		M.T.	DR	DD	12	3689N	
V8 5.7L 350cid	1971-70	M.T.	DR	DD	12	3686N	
V8 5.7L 350cid		w/CBC or PowerGlide Trans	DR	DD	12	3627R	
V8 5.7L 5737cc 350cid	1974	Delco "PG" Series High Performance upgrade	DR	PMGR	12	3510N-PG	
V8 5.7L 5737cc 350cid		Std. Unit	DR	DD	12	3510N	3510N-PG
V8 5.7L 5737cc 350cid	1972	A.T., Delco "PG" Series High Performance upgrade	DR	PMGR	12	3510N-PG	
V8 5.7L 5737cc 350cid		A.T., Std. Unit	DR	DD	12	3510N	3510N-PG
V8 5.7L 5737cc 350cid		M.T.	DR	DD	12	3689N	
V8 7.4L 454cid	1974-73	Delco "PG" Series High Performance upgrade	DR	PMGR	12	3510N-PG	
V8 7.4L 454cid		Std. Unit	DR	DD	12	3510N	3510N-PG
V8 7.4L 7441cc 454cid		Delco "PG" Series High Performance upgrade	DR	PMGR	12	3510N-PG	
V8 7.4L 7441cc 454cid		Std. Unit	DR	DD	12	3510N	3510N-PG
HC90							
Cummins NTC Eng.	1978-71	Std. Unit	DR	DD	12	3974N	6356N
HE70							
GM 6.0L (366) V8 Gas	1978	Exc. MD-1 Trans.	DR	DD	12	4174N	
GM 6.0L (366) V8 Gas		w/L86 4BBL Carb.	DR	DD	12	4174N	
GM 6.0L (366) V8 Gas	1978-76	w/MD-1 Trans.	DR	DD	12	3533R	
GM 6.0L (366) V8 Gas	1977-76	Std. Unit	DR	DD	12	4174N	
GM 6.0L (366) V8 Gas		w/MD-4 Trans.	DR	DD	12	3689N	
GM 6.0L (366) V8 Gas	1977-75	ME-6	DR	DD	12	4038N	
GM 6.0L (366) V8 Gas	1974-73	w/Allison AT-475	DR	DD	12	3560R	
GM 7.0L (427) V8 Gas	1978	A.T.	DR	DD	12	3533R	
GM 7.0L (427) V8 Gas		M.T.	DR	DD	12	4038N	
GM 7.0L (427) V8 Gas	1977	Standard	DR	DD	12	4038N	
GM 7.0L (427) V8 Gas		w/MD-1 Trans.	DR	DD	12	3533R	
GM 7.0L (427) V8 Gas	1976-75	Std. Unit	DR	DD	12	4038N	
GM 7.0L (427) V8 Gas	1974-73	Std. Unit	DR	DD	12	4038N	
GM 7.4L (454) V8 Gas	1978-74	Std. Unit	DR	DD	12	4174N	
HE80							
GM 6.0L (366) V8 Gas	1978	Exc. MD-1 Trans.	DR	DD	12	4174N	
GM 6.0L (366) V8 Gas		w/L86 4BBL Carb.	DR	DD	12	4174N	
GM 6.0L (366) V8 Gas	1978-76	w/MD-1 Trans.	DR	DD	12	3533R	
GM 6.0L (366) V8 Gas	1977-76	Std. Unit	DR	DD	12	4174N	
GM 6.0L (366) V8 Gas		w/MD-4 Trans.	DR	DD	12	3689N	
GM 6.0L (366) V8 Gas	1977-75	ME-6	DR	DD	12	4038N	
GM 6.0L (366) V8 Gas	1974-73	w/Allison AT-475	DR	DD	12	3560R	
GM 7.0L (427) V8 Gas	1978	A.T.	DR	DD	12	3533R	
GM 7.0L (427) V8 Gas		M.T.	DR	DD	12	4038N	
GM 7.0L (427) V8 Gas	1977	Standard	DR	DD	12	4038N	
GM 7.0L (427) V8 Gas		w/MD-1 Trans.	DR	DD	12	3533R	
GM 7.0L (427) V8 Gas	1976-75	Std. Unit	DR	DD	12	4038N	
GM 7.0L (427) V8 Gas	1974-73	Std. Unit	DR	DD	12	4038N	
GM 7.4L (454) V8 Gas	1978-74	Std. Unit	DR	DD	12	4174N	
HH90							
DD 8V-71 (N, NE, T)	1978-71	Std. Unit	DR	DD	12	3974N	6356N
HJ70							
GMC Toro-Flo DH-637	1972-67	Std. Unit	DR	PLGR	12	6907N	
HJ90							
DD 6V-92 (T, TA, TTA)	1978-77	Std. Unit	DR	DD	12	3974N	6356N
HM70							
GM 6.6L (401) V6 Gas	1972-71	Std. Unit	DR	DD	12	4038N	
HM80							
GM 6.6L (401) V6 Gas	1972-71	Std. Unit	DR	DD	12	4038N	

STARTERS

STARTERS

ENGINE	YEAR	APPLICATION	Mfg	Type	Volt	PART NO.	OPT. NO.
Chevrolet (Cont'd)							
HN90							
Cummins NH-230	1974-73	Std. Unit	DR	DD	12	3974N	6356N
Cummins NHC-250	1974-71	Std. Unit	DR	DD	12	3974N	6356N
HY70							
Caterpillar 3208	1978-76	Std. Unit	DR	PLGR	12	6907N	
J8C Bruin							
Caterpillar 3208	1988-86	Standard	DR	PLGR	12	6907N	
Caterpillar 3208	1988-84	w/Overcrank Protect	DR	PLGR	12	6907N	
Caterpillar 3208	1985-84	Standard	DR	PLGR	12	6907N	
Caterpillar 3208	1983-79	Std. Unit	DR	PLGR	12	6907N	
Cummins L-10	1989-86	Standard	DR	DD	12	6356N	6924N
Cummins L-10		w/Overcrank Protect	DR	DD	12	6513N	6924N
Cummins L-10	1985-83	Standard	DR	DD	12	3974N	6356N
Cummins L-10		w/Overcrank Protect	DR	PLGR	12	6924N	
Cummins NTC Eng.	1989-86	Standard	DR	DD	12	6356N	6924N
Cummins NTC Eng.		w/Overcrank Protect	DR	DD	12	6513N	6924N
Cummins NTC Eng.	1985-81	Standard	DR	DD	12	3974N	6356N
Cummins NTC Eng.	1979-73	Std. Unit	DR	DD	12	3974N	6356N
Cummins		NTC					
Eng.;290,300,350,400	1985-81	w/Overcrank Protect	DR	PLGR	12	6924N	
DD 60 Series	1989-87	w/Overcrank Protect	DR	DD	12	6513N	6924N
DD 6V-71 (N, NE, T)	1984-81	Opt. Unit	DR	PLGR	12	6924N	
DD 6V-71 (N, NE, T)		Std. Unit	DR	PLGR	12	6924N	
DD 6V-71 (N, NE, T)		w/700 Trans.	DR	PLGR	12	6924N	
DD 6V-71 (N, NE, T)	1980-79	Opt. Unit	DR	PLGR	12	6924N	
DD 6V-71 (N, NE, T)		Std. Unit	DR	PLGR	12	6924N	
DD 6V-92 (T, TA, TTA)	1988-86	Standard	DR	DD	12	6356N	6924N
DD 6V-92 (T, TA, TTA)		w/Overcrank Protect	DR	DD	12	6513N	6924N
DD 6V-92 (T, TA, TTA)	1985-81	Std. Unit	DR	DD	12	3974N	6356N
DD 6V-92 (T, TA, TTA)	1980-79	Std. Unit	DR	DD	12	3974N	6356N
DD 8.2L (N, T)	1988-84	50MT, 12Volt	DR	DD	12	3905N	
DD 8V-71 (N, NE, T)	1986	Standard	DR	DD	12	6356N	6924N
DD 8V-71 (N, NE, T)		w/Overcrank Protect	DR	DD	12	6513N	6924N
DD 8V-71 (N, NE, T)	1985-81	Std. Unit	DR	DD	12	3974N	6356N
DD 8V-71 (N, NE, T)	1979	Std. Unit	DR	DD	12	3974N	6356N
DD 8V-92 (T)	1986-83	50MT, 12Volt	DR	DD	12	3905N	
GM 7.0L (427) V8 Gas	1982-79	A.T.	DR	DD	12	3533R	
GM 7.0L (427) V8 Gas		M.T.	DR	DD	12	4038N	
J9C Bruin							
Caterpillar 3208	1988-86	Standard	DR	PLGR	12	6907N	
Caterpillar 3208	1988-84	w/Overcrank Protect	DR	PLGR	12	6907N	
Caterpillar 3208	1985-84	Standard	DR	PLGR	12	6907N	
Caterpillar 3208	1983-79	Std. Unit	DR	PLGR	12	6907N	
Cummins L-10	1989-86	Standard	DR	DD	12	6356N	6924N
Cummins L-10		w/Overcrank Protect	DR	DD	12	6513N	6924N
Cummins L-10	1985-83	Standard	DR	DD	12	3974N	6356N
Cummins L-10		w/Overcrank Protect	DR	PLGR	12	6924N	
Cummins NTC Eng.	1989-86	Standard	DR	DD	12	6356N	6924N
Cummins NTC Eng.		w/Overcrank Protect	DR	DD	12	6513N	6924N
Cummins NTC Eng.	1985-81	Standard	DR	DD	12	3974N	6356N
Cummins NTC Eng.	1980-73	Std. Unit	DR	DD	12	3974N	6356N
Cummins		NTC					
Eng.;290,300,350,400	1985-81	w/Overcrank Protect	DR	PLGR	12	6924N	
DD 60 Series	1989-87	w/Overcrank Protect	DR	DD	12	6513N	6924N
DD 6V-71 (N, NE, T)	1984-81	Opt. Unit	DR	PLGR	12	6924N	
DD 6V-71 (N, NE, T)		Std. Unit	DR	PLGR	12	6924N	
DD 6V-71 (N, NE, T)		w/700 Trans.	DR	PLGR	12	6924N	
DD 6V-71 (N, NE, T)	1980-79	Opt. Unit	DR	PLGR	12	6924N	
DD 6V-71 (N, NE, T)		Std. Unit	DR	PLGR	12	6924N	
DD 6V-92 (T, TA, TTA)	1988-86	Standard	DR	DD	12	6356N	6924N
DD 6V-92 (T, TA, TTA)		w/Overcrank Protect	DR	DD	12	6513N	6924N
DD 6V-92 (T, TA, TTA)	1985-81	Std. Unit	DR	DD	12	3974N	6356N
DD 6V-92 (T, TA, TTA)	1980-79	Std. Unit	DR	DD	12	3974N	6356N
DD 8.2L (N, T)	1988-84	50MT, 12Volt	DR	DD	12	3905N	
DD 8V-71 (N, NE, T)	1986	Standard	DR	DD	12	6356N	6924N
DD 8V-71 (N, NE, T)		w/Overcrank Protect	DR	DD	12	6513N	6924N

STARTERS

ENGINE	YEAR	APPLICATION	Mfg	Type	Volt	PART NO.	OPT. NO.
Chevrolet (Cont'd)							
J9C Bruin (Cont'd)							
DD 8V-71 (N, NE, T)	1985-81	Std. Unit	DR	DD	12	3974N	6356N
DD 8V-71 (N, NE, T)	1980-79	Std. Unit	DR	DD	12	3974N	6356N
DD 8V-92 (T)	1986-83	50MT, 12Volt	DR	DD	12	3905N	
GM 7.0L (427) V8 Gas	1982-79	A.T.	DR	DD	12	3533R	
GM 7.0L (427) V8 Gas		M.T.	DR	DD	12	4038N	
JC90							
Cummins NTC Eng.	1978-71	Std. Unit	DR	DD	12	3974N	6356N
JE70							
GM 6.0L (366) V8 Gas	1978	Exc. MD-1 Trans.	DR	DD	12	4174N	
GM 6.0L (366) V8 Gas		w/L86 4BBL Carb.	DR	DD	12	4174N	
GM 6.0L (366) V8 Gas	1978-76	w/MD-1 Trans.	DR	DD	12	3533R	
GM 6.0L (366) V8 Gas	1977-76	Std. Unit	DR	DD	12	4174N	
GM 6.0L (366) V8 Gas		w/MD-4 Trans.	DR	DD	12	3689N	
GM 6.0L (366) V8 Gas	1977-75	ME-6	DR	DD	12	4038N	
GM 6.0L (366) V8 Gas	1974-73	w/Allison AT-475	DR	DD	12	3560R	
GM 7.0L (427) V8 Gas	1978	A.T.	DR	DD	12	3533R	
GM 7.0L (427) V8 Gas		M.T.	DR	DD	12	4038N	
GM 7.0L (427) V8 Gas	1977	Standard	DR	DD	12	4038N	
GM 7.0L (427) V8 Gas		w/MD-1 Trans.	DR	DD	12	3533R	
GM 7.0L (427) V8 Gas	1976-75	Std. Unit	DR	DD	12	4038N	
GM 7.0L (427) V8 Gas	1974-73	Std. Unit	DR	DD	12	4038N	
GM 7.4L (454) V8 Gas	1978-74	Std. Unit	DR	DD	12	4174N	
JE80							
GM 6.0L (366) V8 Gas	1978	Exc. MD-1 Trans.	DR	DD	12	4174N	
GM 6.0L (366) V8 Gas		w/L86 4BBL Carb.	DR	DD	12	4174N	
GM 6.0L (366) V8 Gas	1978-76	w/MD-1 Trans.	DR	DD	12	3533R	
GM 6.0L (366) V8 Gas	1977-76	Std. Unit	DR	DD	12	4174N	
GM 6.0L (366) V8 Gas		w/MD-4 Trans.	DR	DD	12	3689N	
GM 6.0L (366) V8 Gas	1977-75	ME-6	DR	DD	12	4038N	
GM 6.0L (366) V8 Gas	1974-73	w/Allison AT-475	DR	DD	12	3560R	
GM 7.0L (427) V8 Gas	1978	A.T.	DR	DD	12	3533R	
GM 7.0L (427) V8 Gas		M.T.	DR	DD	12	4038N	
GM 7.0L (427) V8 Gas	1977	Standard	DR	DD	12	4038N	
GM 7.0L (427) V8 Gas		w/MD-1 Trans.	DR	DD	12	3533R	
GM 7.0L (427) V8 Gas	1976-75	Std. Unit	DR	DD	12	4038N	
GM 7.0L (427) V8 Gas	1974-73	Std. Unit	DR	DD	12	4038N	
GM 7.4L (454) V8 Gas	1978-74	Std. Unit	DR	DD	12	4174N	
JH90							
DD 8V-71 (N, NE, T)	1978-71	Std. Unit	DR	DD	12	3974N	6356N
JJ70							
GMC Toro-Flo DH-637	1972-67	Std. Unit	DR	PLGR	12	6907N	
JJ90							
DD 6V-92 (T, TA, TTA)	1978-77	Std. Unit	DR	DD	12	3974N	6356N
JM70							
GM 6.6L (401) V6 Gas	1972-71	Std. Unit	DR	DD	12	4038N	
JM80							
GM 6.6L (401) V6 Gas	1972-71	Std. Unit	DR	DD	12	4038N	
JN90							
Cummins NH-230	1974-73	Std. Unit	DR	DD	12	3974N	6356N
Cummins NHC-250	1974-71	Std. Unit	DR	DD	12	3974N	6356N
JY70							
Caterpillar 3208	1978-76	Std. Unit	DR	PLGR	12	6907N	
K20							
L6 4.1L 250cid	1980-75	Delco "PG" Series High Performance upgrade	DR	PMGR	12	3510N-PG	
L6 4.1L 250cid		Std. Unit	DR	DD	12	3510N	3510N-PG
L6 4.8L 292cid	1986-84	4WD, M.T.	DR	DD	12	3510MN	
L6 4.8L 292cid		A.T.	DR	DD	12	3733N	
L6 4.8L 292cid	1983-82	Std. Unit	DR	DD	12	3733N	
L6 4.8L 292cid	1981-75	Delco "PG" Series High Performance upgrade	DR	PMGR	12	3510N-PG	
L6 4.8L 292cid		Std. Unit	DR	DD	12	3510N	3510N-PG

STARTERS

STARTERS

ENGINE	YEAR	APPLICATION	Mfg	Type	Volt	PART NO.	OPT. NO.
Chevrolet (Cont'd)							
K20 (Cont'd)							
L6 4.8L 292cid	1977-76	A.T., Delco "PG" Series High Performance upgrade	DR	PMGR	12	3510N-PG	
L6 4.8L 292cid		A.T., Std. Unit	DR	DD	12	3510N	3510N-PG
L6 4.8L 292cid		w/3-Spd. M.T., Delco "PG" Series High Performance upgrade	DR	PMGR	12	3510N-PG	
L6 4.8L 292cid		w/3-Spd. M.T., Std. Unit	DR	DD	12	3510N	3510N-PG
L6 4.8L 292cid		w/4-Spd. M.T.	DR	DD	12	3686N	
V6 4.3L 262cid	1985	A.T.	DR	DD	12	3733N	
V6 4.3L 262cid		M.T.	DR	DD	12	3510MN	
V8 5.0L 305cid		A.T.	DR	DD	12	3733N	
V8 5.0L 305cid		M.T., From Mid 1985	DR	DD	12	3510MN	
V8 5.0L 305cid		M.T., To Mid 1985	DR	DD	12	6313N	
V8 5.0L 305cid	1980-77	Delco "PG" Series High Performance upgrade	DR	PMGR	12	3510N-PG	
V8 5.0L 305cid		Std. Unit	DR	DD	12	3510N	3510N-PG
V8 5.7L 350cid	1986-84	A.T.	DR	DD	12	3733N	
V8 5.7L 350cid		M.T.	DR	DD	12	3510MN	
V8 5.7L 350cid	1983	Std. Unit	DR	DD	12	3733N	
V8 5.7L 350cid	1982	VIN L	DR	DD	12	3733N	
V8 5.7L 350cid		VIN M	DR	DD	12	3733N	
V8 5.7L 350cid	1981-80	Diesel, Aluminum Front Housing	DR	DD	12	3725R	
V8 5.7L 350cid	1981-75	Delco "PG" Series High Performance upgrade	DR	PMGR	12	3510N-PG	
V8 5.7L 350cid		Std. Unit	DR	DD	12	3510N	3510N-PG
V8 5.7L 350cid	1979-78	Diesel, Cast Iron Front Housing	DR	DD	12	3601R	
V8 6.2L 379cid	1986-85	A.T., Diesel	DR	OSGR	12	6468N	6469N
V8 6.2L 379cid		M.T., Diesel	DR	OSGR	12	6469N	
V8 6.2L 379cid	1984-82	Diesel	DR	OSGR	12	6469N	
V8 6.6L 400cid	1980-75	Delco "PG" Series High Performance upgrade	DR	PMGR	12	3510N-PG	
V8 6.6L 400cid		Std. Unit	DR	DD	12	3510N	3510N-PG
V8 7.4L 454cid	1980-76	Delco "PG" Series High Performance upgrade	DR	PMGR	12	3510N-PG	
V8 7.4L 454cid		Std. Unit	DR	DD	12	3510N	3510N-PG
K20 Pickup							
L6 3.8L 3769cc 230cid	1965-64	A.T., Std. Delco Unit	DR	DD	12	3838N	
L6 3.8L 3769cc 230cid	1965-63	A.T., Opt. Hi Performance PG260M	DR	PMGR	12	3631N-PG	
L6 3.8L 3769cc 230cid		M.T.	DR	DD	12	3686N	
L6 3.8L 3769cc 230cid	1963	Std. Delco Unit	DR	DD	12	3838N	
L6 4.1L 250cid	1974-73	M.T., Delco "PG" Series High Performance upgrade	DR	PMGR	12	3510N-PG	
L6 4.1L 250cid		M.T., Std. Unit	DR	DD	12	3510N	3510N-PG
L6 4.1L 250cid	1974-72	A.T., Opt. Hi Performance PG260M	DR	PMGR	12	3631N-PG	
L6 4.1L 250cid		A.T., Std. Delco Unit	DR	DD	12	3838N	
L6 4.1L 250cid	1972-68	M.T.	DR	DD	12	3686N	
L6 4.1L 250cid	1971-68	A.T., PowerGlide, Opt. Hi Performance PG260M	DR	PMGR	12	3631N-PG	
L6 4.1L 250cid		w/PowerGlide, Std. Delco Unit	DR	DD	12	3838N	
L6 4.1L 250cid	1970	A.T., w/PowerGlide, Std. Delco Unit	DR	DD	12	3838N	
L6 4.1L 4097cc 250cid	1974-73	M.T., Delco "PG" Series High Performance upgrade	DR	PMGR	12	3510N-PG	
L6 4.1L 4097cc 250cid		M.T., Std. Unit	DR	DD	12	3510N	3510N-PG
L6 4.1L 4097cc 250cid	1974-72	A.T., Opt. Hi Performance PG260M	DR	PMGR	12	3631N-PG	
L6 4.1L 4097cc 250cid		A.T., Std. Delco Unit	DR	DD	12	3838N	
L6 4.1L 4097cc 250cid	1972-66	M.T.	DR	DD	12	3686N	
L6 4.1L 4097cc 250cid	1971-67	w/PowerGlide, Std. Delco Unit	DR	DD	12	3838N	
L6 4.1L 4097cc 250cid	1971-66	A.T., PowerGlide, Opt. Hi Performance PG260M	DR	PMGR	12	3631N-PG	
L6 4.1L 4097cc 250cid	1966	A.T., w/PowerGlide, Std. Delco Unit	DR	DD	12	3838N	
L6 4.1L 4098cc 250cid	1974-73	M.T., Delco "PG" Series High Performance upgrade	DR	PMGR	12	3510N-PG	
L6 4.1L 4098cc 250cid		M.T., Std. Unit	DR	DD	12	3510N	3510N-PG
L6 4.1L 4098cc 250cid	1974-72	A.T., Opt. Hi Performance PG260M	DR	PMGR	12	3631N-PG	
L6 4.1L 4098cc 250cid		A.T., Std. Delco Unit	DR	DD	12	3838N	
L6 4.1L 4098cc 250cid	1972-66	M.T.	DR	DD	12	3686N	
L6 4.1L 4098cc 250cid	1967-66	A.T., PowerGlide, Opt. Hi Performance PG260M	DR	PMGR	12	3631N-PG	
L6 4.1L 4098cc 250cid		A.T., w/PowerGlide, Std. Delco Unit	DR	DD	12	3838N	
L6 4.3L 4278cc 261cid	1961	M.T.	DR	DD	12	3630R	
L6 4.8L 292cid	1974	M.T., VIN S	DR	DD	12	3686N	
L6 4.8L 292cid		VIN T, Delco "PG" Series High Performance upgrade	DR	PMGR	12	3510N-PG	
L6 4.8L 292cid		VIN T, Std. Unit	DR	DD	12	3510N	3510N-PG
L6 4.8L 292cid	1973	Delco "PG" Series High Performance upgrade	DR	PMGR	12	3510N-PG	
L6 4.8L 292cid		Std. Unit	DR	DD	12	3510N	3510N-PG
L6 4.8L 292cid	1972-69	M.T.	DR	DD	12	3686N	
L6 4.8L 292cid	1971-69	A.T., PowerGlide, Opt. Hi Performance PG260M	DR	PMGR	12	3631N-PG	

STARTERS

ENGINE	YEAR	APPLICATION	Mfg	Type	Volt	PART NO.	OPT. NO.
Chevrolet (Cont'd)							
K20 Pickup (Cont'd)							
L6 4.8L 292cid	1971-69	w/PowerGlide, Std. Delco Unit	DR	DD	12	3838N	
L6 4.8L 4786cc 292cid	1974	M.T., VIN S	DR	DD	12	3686N	
L6 4.8L 4786cc 292cid		VIN T, Delco "PG" Series High Performance upgrade	DR	PMGR	12	3510N-PG	
L6 4.8L 4786cc 292cid		VIN T, Std. Unit	DR	DD	12	3510N	3510N-PG
L6 4.8L 4786cc 292cid	1973	Delco "PG" Series High Performance upgrade	DR	PMGR	12	3510N-PG	
L6 4.8L 4786cc 292cid		Std. Unit	DR	DD	12	3510N	3510N-PG
L6 4.8L 4786cc 292cid	1972	M.T.	DR	DD	12	3686N	
L6 4.8L 4801cc 292cid	1974	M.T., VIN S	DR	DD	12	3686N	
L6 4.8L 4801cc 292cid		VIN T, Delco "PG" Series High Performance upgrade	DR	PMGR	12	3510N-PG	
L6 4.8L 4801cc 292cid		VIN T, Std. Unit	DR	DD	12	3510N	3510N-PG
L6 4.8L 4801cc 292cid	1973	Delco "PG" Series High Performance upgrade	DR	PMGR	12	3510N-PG	
L6 4.8L 4801cc 292cid		Std. Unit	DR	DD	12	3510N	3510N-PG
L6 4.8L 4801cc 292cid	1972-69	M.T.	DR	DD	12	3686N	
L6 4.8L 4801cc 292cid	1971	A.T., w/PowerGlide, Std. Delco Unit	DR	DD	12	3838N	
L6 4.8L 4801cc 292cid	1971-69	A.T., PowerGlide, Opt. Hi Performance PG260M	DR	PMGR	12	3631N-PG	
L6 4.8L 4801cc 292cid	1970-69	w/PowerGlide, Std. Delco Unit	DR	DD	12	3838N	
L6 4.8L 4801cc 292cid	1968-63	Std. Unit	DR	DD	12	3686N	
V8 4.6L 4638cc 283cid	1967	A.T., w/PowerGlide, Std. Delco Unit	DR	DD	12	3838N	
V8 4.6L 4638cc 283cid	1967-63	A.T., PowerGlide, Opt. Hi Performance PG260M	DR	PMGR	12	3631N-PG	
V8 4.6L 4638cc 283cid		w/3-Spd. Trans	DR	DD	12	3686N	
V8 4.6L 4638cc 283cid		w/Hydromatic Trans	DR	DD	12	3560R	
V8 4.6L 4638cc 283cid	1966-63	w/PowerGlide, Std. Delco Unit	DR	DD	12	3838N	
V8 4.6L 4638cc 283cid	1962	Std. Unit	DR	DD	12	3686N	
V8 4.6L 4638cc 283cid	1961-60	w/o Hydromatic Trans	DR	DD	12	3686N	
V8 5.0L 307cid	1973	Opt. Hi Performance PG260M	DR	PMGR	12	3631N-PG	
V8 5.0L 307cid		Std. Delco Unit	DR	DD	12	3838N	
V8 5.0L 307cid	1972	Std. Unit	DR	DD	12	3686N	
V8 5.0L 307cid	1971-68	A.T., PowerGlide, Opt. Hi Performance PG260M	DR	PMGR	12	3631N-PG	
V8 5.0L 307cid		M.T.	DR	DD	12	3686N	
V8 5.0L 307cid		w/A.T., Hydromatic	DR	DD	12	3560R	
V8 5.0L 307cid		w/PowerGlide, Std. Delco Unit	DR	DD	12	3838N	
V8 5.0L 307cid	1969	A.T., w/PowerGlide, Std. Delco Unit	DR	DD	12	3838N	
V8 5.0L 5031cc 307cid	1973	Opt. Hi Performance PG260M	DR	PMGR	12	3631N-PG	
V8 5.0L 5031cc 307cid		Std. Delco Unit	DR	DD	12	3838N	
V8 5.0L 5031cc 307cid	1972	Std. Unit	DR	DD	12	3686N	
V8 5.0L 5031cc 307cid	1971-68	A.T., PowerGlide, Opt. Hi Performance PG260M	DR	PMGR	12	3631N-PG	
V8 5.0L 5031cc 307cid		M.T.	DR	DD	12	3686N	
V8 5.0L 5031cc 307cid		w/A.T., Hydromatic	DR	DD	12	3560R	
V8 5.0L 5031cc 307cid		w/PowerGlide, Std. Delco Unit	DR	DD	12	3838N	
V8 5.4L 327cid	1968	A.T., PowerGlide, Opt. Hi Performance PG260M	DR	PMGR	12	3631N-PG	
V8 5.4L 327cid		A.T., w/PowerGlide, Std. Delco Unit	DR	DD	12	3838N	
V8 5.4L 327cid		w/A.T., Hydromatic	DR	DD	12	3627R	
V8 5.4L 327cid		w/M.T., 3-Spd	DR	DD	12	3686N	
V8 5.4L 327cid		w/M.T., 4-Spd. or 5-Spd.	DR	DD	12	3633N	
V8 5.7L 350cid	1974-73	Delco "PG" Series High Performance upgrade	DR	PMGR	12	3510N-PG	
V8 5.7L 350cid		Std. Unit	DR	DD	12	3510N	3510N-PG
V8 5.7L 350cid	1972	A.T., Delco "PG" Series High Performance upgrade	DR	PMGR	12	3510N-PG	
V8 5.7L 350cid		A.T., Std. Unit	DR	DD	12	3510N	3510N-PG
V8 5.7L 350cid		M.T.	DR	DD	12	3689N	
V8 5.7L 350cid	1971-70	M.T.	DR	DD	12	3686N	
V8 5.7L 350cid		w/CBC or PowerGlide Trans	DR	DD	12	3627R	
V8 5.7L 350cid		w/PowerMatic Trans	DR	DD	12	3686N	
V8 5.7L 350cid	1969	Std. Unit	DR	DD	12	3633N	
V8 5.7L 5704cc 348cid	1962-60	w/o Hydromatic Trans	DR	DD	12	3686N	
V8 5.7L 5736cc 350cid	1974-73	Delco "PG" Series High Performance upgrade	DR	PMGR	12	3510N-PG	
V8 5.7L 5736cc 350cid		Std. Unit	DR	DD	12	3510N	3510N-PG
V8 5.7L 5736cc 350cid	1972	A.T., Delco "PG" Series High Performance upgrade	DR	PMGR	12	3510N-PG	
V8 5.7L 5736cc 350cid		A.T., Std. Unit	DR	DD	12	3510N	3510N-PG
V8 5.7L 5736cc 350cid		M.T.	DR	DD	12	3689N	
V8 5.7L 5736cc 350cid	1971-70	M.T.	DR	DD	12	3686N	
V8 5.7L 5736cc 350cid		w/CBC or PowerGlide Trans	DR	DD	12	3627R	
V8 5.7L 5736cc 350cid		w/PowerMatic Trans	DR	DD	12	3686N	
V8 5.7L 5736cc 350cid	1969	Std. Unit	DR	DD	12	3633N	
V8 5.7L 5737cc 350cid	1974	Delco "PG" Series High Performance upgrade	DR	PMGR	12	3510N-PG	
V8 5.7L 5737cc 350cid		Std. Unit	DR	DD	12	3510N	3510N-PG
V8 6.5L 396cid	1969-68	Std. Unit	DR	DD	12	3686N	

STARTERS

STARTERS

ENGINE	YEAR	APPLICATION	Mfg	Type	Volt	PART NO.	OPT. NO.
Chevrolet (Cont'd)							
K20 Pickup (Cont'd)							
V8 6.5L 6489cc 396cid	1969-68	Std. Unit	DR	DD	12	3686N	
V8 6.6L 6588cc 402cid	1972-71	A.T.	DR	DD	12	3560R	
V8 6.6L 6588cc 402cid	1972-70	M.T.	DR	DD	12	3686N	
V8 6.6L 6588cc 402cid	1970	w/PowerMatic Trans	DR	DD	12	3533R	
V8 6.7L 6704cc 409cid	1965-64	Std. Unit	DR	DD	12	3560R	
V8 6.7L 6704cc 409cid	1962	w/3-Spd. or 4-Spd. Trans	DR	DD	12	3686N	
V8 6.7L 6704cc 409cid		w/PowerGlide Trans	DR	DD	12	3560R	
V8 7.4L 454cid	1974-73	Delco "PG" Series High Performance upgrade	DR	PMGR	12	3510N-PG	
V8 7.4L 454cid		Std. Unit	DR	DD	12	3510N	3510N-PG
V8 7.4L 7439cc 454cid		Delco "PG" Series High Performance upgrade	DR	PMGR	12	3510N-PG	
V8 7.4L 7439cc 454cid		Std. Unit	DR	DD	12	3510N	3510N-PG
V8 7.4L 7441cc 454cid		Delco "PG" Series High Performance upgrade	DR	PMGR	12	3510N-PG	
V8 7.4L 7441cc 454cid		Std. Unit	DR	DD	12	3510N	3510N-PG
K20 Suburban							
L6 3.8L 3769cc 230cid	1965-64	A.T., Std. Delco Unit	DR	DD	12	3838N	
L6 3.8L 3769cc 230cid	1965-63	A.T., Opt. Hi Performance PG260M	DR	PMGR	12	3631N-PG	
L6 3.8L 3769cc 230cid		M.T.	DR	DD	12	3686N	
L6 3.8L 3769cc 230cid	1963	Std. Delco Unit	DR	DD	12	3838N	
L6 4.1L 250cid	1974-73	M.T., Delco "PG" Series High Performance upgrade	DR	PMGR	12	3510N-PG	
L6 4.1L 250cid		M.T., Std. Unit	DR	DD	12	3510N	3510N-PG
L6 4.1L 250cid	1974-72	A.T., Opt. Hi Performance PG260M	DR	PMGR	12	3631N-PG	
L6 4.1L 250cid		A.T., Std. Delco Unit	DR	DD	12	3838N	
L6 4.1L 250cid	1972-68	M.T.	DR	DD	12	3686N	
L6 4.1L 250cid	1971-68	A.T., PowerGlide, Opt. Hi Performance PG260M	DR	PMGR	12	3631N-PG	
L6 4.1L 250cid		w/PowerGlide, Std. Delco Unit	DR	DD	12	3838N	
L6 4.1L 4097cc 250cid	1974-73	M.T., Delco "PG" Series High Performance upgrade	DR	PMGR	12	3510N-PG	
L6 4.1L 4097cc 250cid		M.T., Std. Unit	DR	DD	12	3510N	3510N-PG
L6 4.1L 4097cc 250cid	1974-72	A.T., Opt. Hi Performance PG260M	DR	PMGR	12	3631N-PG	
L6 4.1L 4097cc 250cid		A.T., Std. Delco Unit	DR	DD	12	3838N	
L6 4.1L 4097cc 250cid	1972-66	M.T.	DR	DD	12	3686N	
L6 4.1L 4097cc 250cid	1971-68	w/PowerGlide, Std. Delco Unit	DR	DD	12	3838N	
L6 4.1L 4097cc 250cid	1971-66	A.T., PowerGlide, Opt. Hi Performance PG260M	DR	PMGR	12	3631N-PG	
L6 4.1L 4097cc 250cid	1967-66	A.T., w/PowerGlide, Std. Delco Unit	DR	DD	12	3838N	
L6 4.1L 4098cc 250cid	1974-73	M.T., Delco "PG" Series High Performance upgrade	DR	PMGR	12	3510N-PG	
L6 4.1L 4098cc 250cid		M.T., Std. Unit	DR	DD	12	3510N	3510N-PG
L6 4.1L 4098cc 250cid	1974-72	A.T., Opt. Hi Performance PG260M	DR	PMGR	12	3631N-PG	
L6 4.1L 4098cc 250cid		A.T., Std. Delco Unit	DR	DD	12	3838N	
L6 4.1L 4098cc 250cid	1972	M.T.	DR	DD	12	3686N	
L6 4.8L 292cid	1982	4WD	DR	DD	12	3510MNM	
L6 4.8L 292cid	1981-73	Delco "PG" Series High Performance upgrade	DR	PMGR	12	3510N-PG	
L6 4.8L 292cid		Std. Unit	DR	DD	12	3510N	3510N-PG
L6 4.8L 292cid	1977-76	A.T., Delco "PG" Series High Performance upgrade	DR	PMGR	12	3510N-PG	
L6 4.8L 292cid		A.T., Std. Unit	DR	DD	12	3510N	3510N-PG
L6 4.8L 292cid		w/3-Spd. M.T., Delco "PG" Series High Performance upgrade	DR	PMGR	12	3510N-PG	
L6 4.8L 292cid		w/3-Spd. M.T., Std. Unit	DR	DD	12	3510N	3510N-PG
L6 4.8L 292cid		w/4-Spd. M.T., Delco 10MT	DR	DD	12	3686N	
L6 4.8L 292cid	1972-69	M.T., Delco 10MT	DR	DD	12	3686N	
L6 4.8L 292cid	1971-69	A.T., PowerGlide, Opt. Hi Performance PG260M	DR	PMGR	12	3631N-PG	
L6 4.8L 292cid		w/PowerGlide, Std. Delco Unit	DR	DD	12	3838N	
L6 4.8L 292cid	1970	A.T., w/PowerGlide, Std. Delco Unit	DR	DD	12	3838N	
L6 4.8L 292cid	1968	Delco 10MT	DR	DD	12	3686N	
L6 4.8L 4786cc 292cid	1974-73	Delco "PG" Series High Performance upgrade	DR	PMGR	12	3510N-PG	
L6 4.8L 4786cc 292cid		Std. Unit	DR	DD	12	3510N	3510N-PG
L6 4.8L 4801cc 292cid		Delco "PG" Series High Performance upgrade	DR	PMGR	12	3510N-PG	
L6 4.8L 4801cc 292cid		Std. Unit	DR	DD	12	3510N	3510N-PG
L6 4.8L 4801cc 292cid	1972-66	M.T., Delco 10MT	DR	DD	12	3686N	
L6 4.8L 4801cc 292cid	1971-70	w/PowerGlide, Std. Delco Unit	DR	DD	12	3838N	
L6 4.8L 4801cc 292cid	1971-69	A.T., PowerGlide, Opt. Hi Performance PG260M	DR	PMGR	12	3631N-PG	
L6 4.8L 4801cc 292cid	1969	A.T., w/PowerGlide, Std. Delco Unit	DR	DD	12	3838N	
L6 4.8L 4801cc 292cid	1968-63	Delco 10MT	DR	DD	12	3686N	
L6 4.8L 4801cc 292cid	1967	A.T., Std. Delco Unit	DR	DD	12	3838N	
L6 4.8L 4801cc 292cid		M.T., Delco 10MT	DR	DD	12	3686N	
L6 4.8L 4801cc 292cid	1967-66	A.T., Opt. Hi Performance PG260M	DR	PMGR	12	3631N-PG	
L6 4.8L 4801cc 292cid	1966	A.T., Std. Delco Unit	DR	DD	12	3838N	

STARTERS

ENGINE	YEAR	APPLICATION	Mfg	Type	Volt	PART NO.	OPT. NO.
Chevrolet (Cont'd)							
K20 Suburban (Cont'd)							
V8 4.6L 4638cc 283cid	1967	A.T., 2 Speed, w/Hydromatic, Std. Delco Unit	DR	DD	12	3560R	
V8 4.6L 4638cc 283cid		A.T., 2 Speed, w/PowerGlide, Opt. Hi Performance PG260M	DR	PMGR	12	3631N-PG	
V8 4.6L 4638cc 283cid		A.T., 2 Speed, w/PowerGlide, Std. Delco Unit	DR	DD	12	3838N	
V8 4.6L 4638cc 283cid		M.T., 3-Spd, Delco 10MT	DR	DD	12	3686N	
V8 4.6L 4638cc 283cid		M.T., 4 Speed, Delco 10MT LT	DR	DD	12	3633N	
V8 4.6L 4638cc 283cid	1966-63	A.T., PowerGlide, Opt. Hi Performance PG260M	DR	PMGR	12	3631N-PG	
V8 4.6L 4638cc 283cid		w/A.T., Hydromatic	DR	DD	12	3560R	
V8 4.6L 4638cc 283cid		w/PowerGlide, Std. Delco Unit	DR	DD	12	3838N	
V8 4.6L 4638cc 283cid	1966-62	w/M.T., 3-Spd, Delco 10MT	DR	DD	12	3686N	
V8 4.6L 4638cc 283cid	1961	w/o Hydromatic Trans, Delco 10MT	DR	DD	12	3686N	
V8 5.0L 305cid	1986	M.T.	DR	DD	12	3510MN	
V8 5.0L 305cid	1986-85	A.T.	DR	DD	12	3733N	
V8 5.0L 305cid	1985	M.T., From Mid 1985	DR	DD	12	3510MN	
V8 5.0L 305cid		M.T., To Mid 1985	DR	DD	12	6313N	
V8 5.0L 305cid	1978-77	Delco "PG" Series High Performance upgrade	DR	PMGR	12	3510N-PG	3510N-PG
V8 5.0L 305cid		Std. Unit	DR	DD	12	3510N	
V8 5.0L 307cid	1973	Opt. Hi Performance PG260M	DR	PMGR	12	3631N-PG	
V8 5.0L 307cid		Std. Delco Unit	DR	DD	12	3838N	
V8 5.0L 307cid	1972	Std. Unit	DR	DD	12	3686N	
V8 5.0L 307cid	1971-68	A.T., PowerGlide, Opt. Hi Performance PG260M	DR	PMGR	12	3631N-PG	
V8 5.0L 307cid		M.T.	DR	DD	12	3686N	
V8 5.0L 307cid		w/A.T., Hydromatic	DR	DD	12	3560R	
V8 5.0L 307cid		w/PowerGlide, Std. Delco Unit	DR	DD	12	3838N	
V8 5.0L 5031cc 307cid	1973	Opt. Hi Performance PG260M	DR	PMGR	12	3631N-PG	
V8 5.0L 5031cc 307cid		Std. Delco Unit	DR	DD	12	3838N	
V8 5.0L 5031cc 307cid	1972	Std. Unit	DR	DD	12	3686N	
V8 5.0L 5031cc 307cid	1971-68	A.T., PowerGlide, Opt. Hi Performance PG260M	DR	PMGR	12	3631N-PG	
V8 5.0L 5031cc 307cid		M.T.	DR	DD	12	3686N	
V8 5.0L 5031cc 307cid		w/A.T., Hydromatic	DR	DD	12	3560R	
V8 5.0L 5031cc 307cid		w/PowerGlide, Std. Delco Unit	DR	DD	12	3838N	
V8 5.4L 327cid	1968	A.T., PowerGlide, Opt. Hi Performance PG260M	DR	PMGR	12	3631N-PG	
V8 5.4L 327cid		w/A.T., Hydromatic	DR	DD	12	3627R	
V8 5.4L 327cid		w/M.T., 3-Spd	DR	DD	12	3686N	
V8 5.4L 327cid		w/M.T., 4-Spd. or 5-Spd.	DR	DD	12	3633N	
V8 5.4L 327cid		w/PowerGlide, Std. Delco Unit	DR	DD	12	3838N	
V8 5.7L 350cid	1986-84	A.T.	DR	DD	12	3733N	
V8 5.7L 350cid		M.T.	DR	DD	12	3510MN	
V8 5.7L 350cid	1983	Std. Unit	DR	DD	12	3733N	
V8 5.7L 350cid	1982	VIN L	DR	DD	12	3733N	
V8 5.7L 350cid		VIN M	DR	DD	12	3733N	
V8 5.7L 350cid	1981-80	Diesel	DR	DD	12	3725R	
V8 5.7L 350cid	1981-75	Std. Unit	DR	DD	12	3510N	3510N-PG
V8 5.7L 350cid	1981-73	Delco "PG" Series High Performance upgrade	DR	PMGR	12	3510N-PG	
V8 5.7L 350cid	1979-78	Diesel	DR	DD	12	3601R	
V8 5.7L 350cid	1974-73	Std. Unit	DR	DD	12	3510N	3510N-PG
V8 5.7L 350cid	1972	A.T., Delco "PG" Series High Performance upgrade	DR	PMGR	12	3510N-PG	
V8 5.7L 350cid		A.T., Std. Unit	DR	DD	12	3510N	3510N-PG
V8 5.7L 350cid		M.T.	DR	DD	12	3689N	
V8 5.7L 350cid	1971-70	M.T.	DR	DD	12	3686N	
V8 5.7L 350cid		w/CBC or PowerGlide Trans	DR	DD	12	3627R	
V8 5.7L 350cid		w/PowerMatic Trans	DR	DD	12	3686N	
V8 5.7L 350cid	1969	Std. Unit	DR	DD	12	3633N	
V8 5.7L 5704cc 348cid	1962	w/PowerGlide or Synchro Trans	DR	DD	12	3686N	
V8 5.7L 5704cc 348cid	1961	w/o Hydromatic Trans	DR	DD	12	3686N	
V8 5.7L 5736cc 350cid	1974-73	Delco "PG" Series High Performance upgrade	DR	PMGR	12	3510N-PG	
V8 5.7L 5736cc 350cid		Std. Unit	DR	DD	12	3510N	3510N-PG
V8 5.7L 5736cc 350cid	1972	A.T., Delco "PG" Series High Performance upgrade	DR	PMGR	12	3510N-PG	
V8 5.7L 5736cc 350cid		A.T., Std. Unit	DR	DD	12	3510N	3510N-PG
V8 5.7L 5736cc 350cid		M.T.	DR	DD	12	3689N	
V8 5.7L 5736cc 350cid	1971-70	M.T.	DR	DD	12	3686N	
V8 5.7L 5736cc 350cid		w/CBC or PowerGlide Trans	DR	DD	12	3627R	
V8 5.7L 5736cc 350cid		w/PowerMatic Trans	DR	DD	12	3686N	
V8 5.7L 5736cc 350cid	1969	Std. Unit	DR	DD	12	3633N	
V8 5.7L 5737cc 350cid	1974	Delco "PG" Series High Performance upgrade	DR	PMGR	12	3510N-PG	
V8 5.7L 5737cc 350cid		Std. Unit	DR	DD	12	3510N	3510N-PG

STARTERS

STARTERS

ENGINE	YEAR	APPLICATION	Mfg	Type	Volt	PART NO.	OPT. NO.
Chevrolet (Cont'd)							
K20 Suburban (Cont'd)							
V8 6.2L 379cid	1986-84	A.T., Diesel	DR	OSGR	12	6468N	6469N
V8 6.2L 379cid		M.T., Diesel	DR	OSGR	12	6469N	
V8 6.2L 379cid	1983-82	Diesel	DR	OSGR	12	6469N	
V8 6.5L 6489cc 396cid	1969-68	Std. Unit	DR	DD	12	3686N	
V8 6.6L 400cid	1980-75	Delco "PG" Series High Performance upgrade	DR	PMGR	12	3510N-PG	
V8 6.6L 400cid		Std. Unit	DR	DD	12	3510N	3510N-PG
V8 6.6L 6588cc 402cid	1972-71	A.T.	DR	DD	12	3560R	
V8 6.6L 6588cc 402cid	1972-70	M.T.	DR	DD	12	3686N	
V8 6.6L 6588cc 402cid	1970	w/PowerMatic Trans	DR	DD	12	3533R	
V8 6.7L 6704cc 409cid	1965-64	Std. Unit	DR	DD	12	3560R	
V8 6.7L 6704cc 409cid	1962	A.T.	DR	DD	12	3560R	
V8 6.7L 6704cc 409cid		M.T.	DR	DD	12	3686N	
V8 7.4L 454cid	1985	A.T.	DR	DD	12	3733N	
V8 7.4L 454cid		M.T.	DR	DD	12	3510MN	
V8 7.4L 454cid	1973	Delco "PG" Series High Performance upgrade	DR	PMGR	12	3510N-PG	
V8 7.4L 454cid		Std. Unit	DR	DD	12	3510N	3510N-PG
V8 7.4L 7439cc 454cid	1974-73	Delco "PG" Series High Performance upgrade	DR	PMGR	12	3510N-PG	
V8 7.4L 7439cc 454cid		Std. Unit	DR	DD	12	3510N	3510N-PG
V8 7.4L 7441cc 454cid	1973	Delco "PG" Series High Performance upgrade	DR	PMGR	12	3510N-PG	
V8 7.4L 7441cc 454cid		Std. Unit	DR	DD	12	3510N	3510N-PG
K2500							
V6 4.3L 262cid	1995-90	Std. Unit	DR	DD	12	6416N	
V6 4.3L 262cid	1989-88	Originally Equipped, PMGR Starter	DR	PMGR	12	6407N	6449N
V6 4.3L 262cid		Replacement Unit, DD Starter, 5MT	DR	DD	12	6313N	
V6 4.3L 262cid		Replacement Unit, DD Starter, SD210	DR	DD	12	6416N	
V8 5.0L 305cid	1998-97	SD255 Starter	DR	DD	12	6483N	
V8 5.0L 305cid	1995	SD260 Starter	DR	DD	12	6416N	
V8 5.0L 305cid	1994-91	A.T., w/10mm Battery Post	DR	DD	12	3733N	
V8 5.0L 305cid		M.T., w/10mm Battery Post	DR	DD	12	3510MN	
V8 5.0L 305cid		w/8mm Battery Post	DR	DD	12	6416N	
V8 5.0L 305cid	1990-88	A.T.	DR	DD	12	3733N	
V8 5.0L 305cid		M.T.	DR	DD	12	3510MN	
V8 5.7L 350cid	2000-98	Std. Unit	DR	PMGR	12	6449N	
V8 5.7L 350cid	1997-95	DD Starter	DR	DD	12	6483N	
V8 5.7L 350cid	1997-94	PMGR Starter	DR	PMGR	12	6449N	
V8 5.7L 350cid	1994	DD Starter	DR	DD	12	3510MN	
V8 5.7L 350cid	1993-88	A.T.	DR	DD	12	3733N	
V8 5.7L 350cid		M.T.	DR	DD	12	3510MN	
V8 6.2L 379cid	1993-89	A.T., Diesel	DR	OSGR	12	6468N	6469N
V8 6.2L 379cid		M.T., Diesel	DR	OSGR	12	6469N	
V8 6.2L 379cid	1988	A.T., Diesel	DR	OSGR	12	6468N	6469N
V8 6.2L 379cid		M.T., Diesel	DR	OSGR	12	6469N	
V8 6.5L 395cid	2000-95	Diesel	DR	OSGR	12	6469N	
V8 6.5L 395cid	1994-92	A.T., Diesel	DR	OSGR	12	6468N	6469N
V8 6.5L 395cid		M.T., Diesel	DR	OSGR	12	6469N	
V8 7.4L 454cid	2000-95	Std. Unit	DR	PMGR	12	6449N	
V8 7.4L 454cid	1994	DD Starter	DR	DD	12	3510MN	
V8 7.4L 454cid		PMGR Starter	DR	PMGR	12	6449N	
V8 7.4L 454cid	1993-91	A.T.	DR	DD	12	3733N	
V8 7.4L 454cid		M.T.	DR	DD	12	3510MN	
K2500 Suburban							
V8 5.7L 350cid	1999-96	DD Starter	DR	DD	12	6483N	
V8 5.7L 350cid	1999-94	PMGR Starter	DR	PMGR	12	6449N	
V8 5.7L 350cid	1994	DD Starter	DR	DD	12	3510MN	
V8 5.7L 350cid	1993-92	Std. Unit	DR	DD	12	3733N	
V8 6.5L 395cid	1999-95	Diesel	DR	OSGR	12	6469N	
V8 6.5L 395cid	1994	Diesel	DR	OSGR	12	6468N	6469N
V8 7.4L 454cid	1999-95	Std. Unit	DR	PMGR	12	6449N	
V8 7.4L 454cid	1994	DD Starter	DR	DD	12	3510MN	
V8 7.4L 454cid		PMGR Starter	DR	PMGR	12	6449N	
V8 7.4L 454cid	1993-92	Std. Unit	DR	DD	12	3733N	
K30							
L6 4.8L 292cid	1986-84	4WD, M.T.	DR	DD	12	3510MN	
L6 4.8L 292cid		A.T.	DR	DD	12	3733N	

STARTERS

ENGINE	YEAR	APPLICATION	Mfg	Type	Volt	PART NO.	OPT. NO.
Chevrolet (Cont'd)							
K30 (Cont'd)							
L6 4.8L 292cid	1983-82	Std. Unit	DR	DD	12	3733N	
L6 4.8L 292cid	1981-78	Delco "PG" Series High Performance upgrade	DR	PMGR	12	3510N-PG	
L6 4.8L 292cid		Std. Unit	DR	DD	12	3510N	3510N-PG
L6 4.8L 292cid	1977	A.T., Delco "PG" Series High Performance upgrade	DR	PMGR	12	3510N-PG	
L6 4.8L 292cid		A.T., Std. Unit	DR	DD	12	3510N	3510N-PG
L6 4.8L 292cid		w/3-Spd. M.T., Delco "PG" Series High Performance upgrade	DR	PMGR	12	3510N-PG	
L6 4.8L 292cid		w/3-Spd. M.T., Std. Unit	DR	DD	12	3510N	3510N-PG
L6 4.8L 292cid		w/4-Spd. M.T.	DR	DD	12	3686N	
V8 5.7L 350cid	1986-84	A.T.	DR	DD	12	3733N	
V8 5.7L 350cid		M.T.	DR	DD	12	3510MN	
V8 5.7L 350cid	1983	Std. Unit	DR	DD	12	3733N	
V8 5.7L 350cid	1982	VIN L	DR	DD	12	3733N	
V8 5.7L 350cid		VIN M	DR	DD	12	3733N	
V8 5.7L 350cid	1981-80	Diesel, Aluminum Front Housing	DR	DD	12	3725R	
V8 5.7L 350cid	1981-77	Delco "PG" Series High Performance upgrade	DR	PMGR	12	3510N-PG	
V8 5.7L 350cid		Std. Unit	DR	DD	12	3510N	3510N-PG
V8 5.7L 350cid	1979-78	Diesel, Cast Iron Front Housing	DR	DD	12	3601R	
V8 6.2L 379cid	1986-85	A.T., Diesel	DR	OSGR	12	6468N	6469N
V8 6.2L 379cid		M.T., Diesel	DR	OSGR	12	6469N	
V8 6.2L 379cid	1984-82	Diesel	DR	OSGR	12	6469N	
V8 6.6L 400cid	1980-77	Delco "PG" Series High Performance upgrade	DR	PMGR	12	3510N-PG	
V8 6.6L 400cid		Std. Unit	DR	DD	12	3510N	3510N-PG
V8 7.4L 454cid	1986-84	A.T.	DR	DD	12	3733N	
V8 7.4L 454cid		M.T.	DR	DD	12	3510MN	
V8 7.4L 454cid	1983-82	Std. Unit	DR	DD	12	3733N	
V8 7.4L 454cid	1981-77	Delco "PG" Series High Performance upgrade	DR	PMGR	12	3510N-PG	
V8 7.4L 454cid		Std. Unit	DR	DD	12	3510N	3510N-PG
K30 Pickup							
L6 4.1L 250cid	1974-73	M.T., Delco "PG" Series High Performance upgrade	DR	PMGR	12	3510N-PG	
L6 4.1L 250cid		M.T., Std. Unit	DR	DD	12	3510N	3510N-PG
L6 4.1L 250cid	1974-72	A.T., Opt. Hi Performance PG260M	DR	PMGR	12	3631N-PG	
L6 4.1L 250cid		A.T., Std. Delco Unit	DR	DD	12	3838N	
L6 4.1L 250cid	1972-68	M.T.	DR	DD	12	3686N	
L6 4.1L 250cid	1971-68	A.T., PowerGlide, Opt. Hi Performance PG260M	DR	PMGR	12	3631N-PG	
L6 4.1L 250cid		w/PowerGlide, Std. Delco Unit	DR	DD	12	3838N	
L6 4.1L 4097cc 250cid	1974-73	M.T., Delco "PG" Series High Performance upgrade	DR	PMGR	12	3510N-PG	
L6 4.1L 4097cc 250cid		M.T., Std. Unit	DR	DD	12	3510N	3510N-PG
L6 4.1L 4097cc 250cid	1974-72	A.T., Opt. Hi Performance PG260M	DR	PMGR	12	3631N-PG	
L6 4.1L 4097cc 250cid		A.T., Std. Delco Unit	DR	DD	12	3838N	
L6 4.1L 4097cc 250cid	1972-68	M.T.	DR	DD	12	3686N	
L6 4.1L 4097cc 250cid	1971-68	A.T., PowerGlide, Opt. Hi Performance PG260M	DR	PMGR	12	3631N-PG	
L6 4.1L 4097cc 250cid		w/PowerGlide, Std. Delco Unit	DR	DD	12	3838N	
L6 4.1L 4098cc 250cid	1974-73	M.T., Delco "PG" Series High Performance upgrade	DR	PMGR	12	3510N-PG	
L6 4.1L 4098cc 250cid		M.T., Std. Unit	DR	DD	12	3510N	3510N-PG
L6 4.1L 4098cc 250cid	1974-72	A.T., Opt. Hi Performance PG260M	DR	PMGR	12	3631N-PG	
L6 4.1L 4098cc 250cid		A.T., Std. Delco Unit	DR	DD	12	3838N	
L6 4.1L 4098cc 250cid	1972	M.T.	DR	DD	12	3686N	
L6 4.8L 292cid	1974	M.T., VIN S	DR	DD	12	3686N	
L6 4.8L 292cid		VIN T, Delco "PG" Series High Performance upgrade	DR	PMGR	12	3510N-PG	
L6 4.8L 292cid		VIN T, Std. Unit	DR	DD	12	3510N	3510N-PG
L6 4.8L 292cid	1973	Delco "PG" Series High Performance upgrade	DR	PMGR	12	3510N-PG	
L6 4.8L 292cid		Std. Unit	DR	DD	12	3510N	3510N-PG
L6 4.8L 292cid	1972-69	M.T.	DR	DD	12	3686N	
L6 4.8L 292cid	1971-69	A.T., PowerGlide, Opt. Hi Performance PG260M	DR	PMGR	12	3631N-PG	
L6 4.8L 292cid		w/PowerGlide, Std. Delco Unit	DR	DD	12	3838N	
L6 4.8L 292cid	1968	Std. Unit	DR	DD	12	3686N	
L6 4.8L 4786cc 292cid	1974	M.T., VIN S	DR	DD	12	3686N	
L6 4.8L 4786cc 292cid		VIN T, Delco "PG" Series High Performance upgrade	DR	PMGR	12	3510N-PG	
L6 4.8L 4786cc 292cid		VIN T, Std. Unit	DR	DD	12	3510N	3510N-PG
L6 4.8L 4786cc 292cid	1973	Delco "PG" Series High Performance upgrade	DR	PMGR	12	3510N-PG	
L6 4.8L 4786cc 292cid		Std. Unit	DR	DD	12	3510N	3510N-PG
L6 4.8L 4801cc 292cid	1974	M.T., VIN S	DR	DD	12	3686N	
L6 4.8L 4801cc 292cid		VIN T, Delco "PG" Series High Performance upgrade	DR	PMGR	12	3510N-PG	
L6 4.8L 4801cc 292cid		VIN T, Std. Unit	DR	DD	12	3510N	3510N-PG

STARTERS

STARTERS

ENGINE	YEAR	APPLICATION	Mfg	Type	Volt	PART NO.	OPT. NO.
Chevrolet (Cont'd)							
K30 Pickup (Cont'd)							
L6 4.8L 4801cc 292cid	1973	Delco "PG" Series High Performance upgrade	DR	PMGR	12	3510N-PG	
L6 4.8L 4801cc 292cid		Std. Unit	DR	DD	12	3510N	3510N-PG
L6 4.8L 4801cc 292cid	1972-69	M.T.	DR	DD	12	3686N	
L6 4.8L 4801cc 292cid	1971-69	A.T., PowerGlide, Opt. Hi Performance PG260M	DR	PMGR	12	3631N-PG	
L6 4.8L 4801cc 292cid		w/PowerGlide, Std. Delco Unit	DR	DD	12	3838N	
L6 4.8L 4801cc 292cid	1968	Std. Unit	DR	DD	12	3686N	
V8 5.0L 307cid	1973	Opt. Hi Performance PG260M	DR	PMGR	12	3631N-PG	
V8 5.0L 307cid		Std. Delco Unit	DR	DD	12	3838N	
V8 5.0L 307cid	1972	Std. Unit	DR	DD	12	3686N	
V8 5.0L 307cid	1971-68	A.T., PowerGlide, Opt. Hi Performance PG260M	DR	PMGR	12	3631N-PG	
V8 5.0L 307cid		M.T.	DR	DD	12	3686N	
V8 5.0L 307cid		w/A.T., Hydromatic	DR	DD	12	3560R	
V8 5.0L 307cid		w/PowerGlide, Std. Delco Unit	DR	DD	12	3838N	
V8 5.0L 5031cc 307cid	1973	Opt. Hi Performance PG260M	DR	PMGR	12	3631N-PG	
V8 5.0L 5031cc 307cid		Std. Delco Unit	DR	DD	12	3838N	
V8 5.0L 5031cc 307cid	1972	Std. Unit	DR	DD	12	3686N	
V8 5.0L 5031cc 307cid	1971-68	A.T., PowerGlide, Opt. Hi Performance PG260M	DR	PMGR	12	3631N-PG	
V8 5.0L 5031cc 307cid		M.T.	DR	DD	12	3686N	
V8 5.0L 5031cc 307cid		w/A.T., Hydromatic	DR	DD	12	3560R	
V8 5.0L 5031cc 307cid		w/PowerGlide, Std. Delco Unit	DR	DD	12	3838N	
V8 5.4L 327cid	1968	A.T., PowerGlide, Opt. Hi Performance PG260M	DR	PMGR	12	3631N-PG	
V8 5.4L 327cid		w/A.T., Hydromatic	DR	DD	12	3627R	
V8 5.4L 327cid		w/M.T., 3-Spd	DR	DD	12	3686N	
V8 5.4L 327cid		w/M.T., 4-Spd. or 5-Spd.	DR	DD	12	3633N	
V8 5.4L 327cid		w/PowerGlide, Std. Delco Unit	DR	DD	12	3838N	
V8 5.7L 350cid	1974-73	Delco "PG" Series High Performance upgrade	DR	PMGR	12	3510N-PG	
V8 5.7L 350cid		Std. Unit	DR	DD	12	3510N	3510N-PG
V8 5.7L 350cid	1972	A.T., Delco "PG" Series High Performance upgrade	DR	PMGR	12	3510N-PG	
V8 5.7L 350cid		A.T., Std. Unit	DR	DD	12	3510N	3510N-PG
V8 5.7L 350cid		M.T.	DR	DD	12	3689N	
V8 5.7L 350cid	1971-70	M.T.	DR	DD	12	3686N	
V8 5.7L 350cid		w/CBC or PowerGlide Trans	DR	DD	12	3627R	
V8 5.7L 350cid		w/PowerMatic Trans	DR	DD	12	3686N	
V8 5.7L 350cid	1969	Std. Unit	DR	DD	12	3633N	
V8 5.7L 5736cc 350cid	1974-73	Delco "PG" Series High Performance upgrade	DR	PMGR	12	3510N-PG	
V8 5.7L 5736cc 350cid		Std. Unit	DR	DD	12	3510N	3510N-PG
V8 5.7L 5736cc 350cid	1972	A.T., Delco "PG" Series High Performance upgrade	DR	PMGR	12	3510N-PG	
V8 5.7L 5736cc 350cid		A.T., Std. Unit	DR	DD	12	3510N	3510N-PG
V8 5.7L 5736cc 350cid		M.T.	DR	DD	12	3689N	
V8 5.7L 5736cc 350cid	1971-70	M.T.	DR	DD	12	3686N	
V8 5.7L 5736cc 350cid		w/CBC or PowerGlide Trans	DR	DD	12	3627R	
V8 5.7L 5736cc 350cid		w/PowerMatic Trans	DR	DD	12	3686N	
V8 5.7L 5736cc 350cid	1969	Std. Unit	DR	DD	12	3633N	
V8 5.7L 5737cc 350cid	1974	Delco "PG" Series High Performance upgrade	DR	PMGR	12	3510N-PG	
V8 5.7L 5737cc 350cid		Std. Unit	DR	DD	12	3510N	3510N-PG
V8 6.5L 396cid	1969-68	Std. Unit	DR	DD	12	3686N	
V8 6.5L 6489cc 396cid		Std. Unit	DR	DD	12	3686N	
V8 6.6L 402cid	1971	A.T.	DR	DD	12	3560R	
V8 6.6L 402cid	1971-70	M.T.	DR	DD	12	3686N	
V8 6.6L 402cid	1970	w/PowerMatic Trans	DR	DD	12	3533R	
V8 6.6L 6588cc 402cid	1972-71	A.T.	DR	DD	12	3560R	
V8 6.6L 6588cc 402cid	1972-70	M.T.	DR	DD	12	3686N	
V8 6.6L 6588cc 402cid	1970	w/PowerMatic Trans	DR	DD	12	3533R	
V8 7.4L 454cid	1974-73	Delco "PG" Series High Performance upgrade	DR	PMGR	12	3510N-PG	
V8 7.4L 454cid		Std. Unit	DR	DD	12	3510N	3510N-PG
V8 7.4L 7439cc 454cid		Delco "PG" Series High Performance upgrade	DR	PMGR	12	3510N-PG	
V8 7.4L 7439cc 454cid		Std. Unit	DR	DD	12	3510N	3510N-PG
V8 7.4L 7441cc 454cid		Delco "PG" Series High Performance upgrade	DR	PMGR	12	3510N-PG	
V8 7.4L 7441cc 454cid		Std. Unit	DR	DD	12	3510N	3510N-PG
K3500							
V8 5.7L 350cid	2000-98	Std. Unit	DR	PMGR	12	6449N	
V8 5.7L 350cid	1997-95	DD Starter	DR	DD	12	6483N	
V8 5.7L 350cid	1997-94	PMGR Starter	DR	PMGR	12	6449N	
V8 5.7L 350cid	1994	DD Starter	DR	DD	12	3510MN	
V8 5.7L 350cid	1993-88	A.T.	DR	DD	12	3733N	

STARTERS

ENGINE	YEAR	APPLICATION	Mfg	Type	Volt	PART NO.	OPT. NO.
Chevrolet (Cont'd)							
K3500 (Cont'd)							
V8 5.7L 350cid	1993-88	M.T.	DR	DD	12	3510MN	
V8 6.2L 379cid	1993-89	A.T., Diesel	DR	OSGR	12	6468N	6469N
V8 6.2L 379cid		M.T., Diesel	DR	OSGR	12	6469N	
V8 6.2L 379cid	1988	A.T., Diesel	DR	OSGR	12	6468N	6469N
V8 6.2L 379cid		M.T., Diesel	DR	OSGR	12	6469N	
V8 6.5L 395cid	2000-95	Diesel	DR	OSGR	12	6469N	
V8 6.5L 395cid	1994-92	A.T., Diesel	DR	OSGR	12	6468N	6469N
V8 6.5L 395cid		M.T., Diesel	DR	OSGR	12	6469N	
V8 7.4L 454cid	2000-95	Std. Unit	DR	PMGR	12	6449N	
V8 7.4L 454cid	1994	DD Starter	DR	DD	12	3510MN	
V8 7.4L 454cid		PMGR Starter	DR	PMGR	12	6449N	
V8 7.4L 454cid	1993-88	A.T.	DR	DD	12	3733N	
V8 7.4L 454cid		M.T.	DR	DD	12	3510MN	
Kodiak							
Caterpillar 3208	1989-86	Standard	DR	PLGR	12	6907N	
Caterpillar 3208	1989-84	w/Overcrank Protect	DR	PLGR	12	6907N	
Caterpillar 3208	1985-84	Standard	DR	PLGR	12	6907N	
Caterpillar 3208	1983-82	Std. Unit	DR	PLGR	12	6907N	
Kodiak C8500							
Caterpillar 3116	2000-90	Opt. 37MT, 10-Tooth, w/Ground Stud on Solenoid	DR	DD	12	6504N-PT	
Caterpillar 3116		Std. 37MT, 10-Tooth, w/o Ground Stud on Solenoid	DR	DD	12	6505N-PT	6807N
Caterpillar 3126	2005-98	Std. 37MT, 10-Tooth, w/o Ground Stud on Solenoid	DR	DD	12	6505N-PT	6807N
Caterpillar C7	2006-03	Std. 37MT, 10-Tooth, w/o Ground Stud on Solenoid	DR	DD	12	6505N-PT	6807N
DD 8.2L (N, T)	1990-89	Std. Unit	DR	DD	12	6348N-PT	
GM 6.0L (366) V8 Gas	1998-96	10MT w/ground stud in case	DR	DD	12	6375N	
GM 6.0L (366) V8 Gas		MT653ORG	DR	PMGR	12	6452NM	
GM 6.0L (366) V8 Gas		w/A.T.-542	DR	PMGR	12	6449N	
GM 6.0L (366) V8 Gas		w/A.T.-545	DR	PMGR	12	6449N	
GM 6.0L (366) V8 Gas		w/A.T.-643G Trans.	DR	PMGR	12	6452NM	
GM 6.0L (366) V8 Gas	1995-90	FS4005, 10MT w/ground stud in case	DR	DD	12	6375N	
GM 6.0L (366) V8 Gas	1990	Carb., A.T.	DR	DD	12	3533R	
GM 6.0L (366) V8 Gas		Carb., w/M.T.	DR	DD	12	4174N	
GM 6.0L (366) V8 Gas		TBI, w/A.T.	DR	DD	12	3533R	
GM 6.0L (366) V8 Gas		TBI, w/M.T.	DR	DD	12	4174N	
GM 7.0L (427) V8 Gas	1998-96	A.T.	DR	PMGR	12	6449N	
GM 7.0L (427) V8 Gas		M.T.	DR	PMGR	12	6452NM	
GM 7.0L (427) V8 Gas	1990	Carb., A.T.	DR	DD	12	3533R	
GM 7.0L (427) V8 Gas		Carb., w/M.T.	DR	DD	12	4038N	
GM 7.4L (454) V8 Gas	2000-99	Flange Mount Str.	DR	PMGR	12	6452NM	
GM 7.4L (454) V8 Gas		Pad Mount Starter	DR	PMGR	12	6449N	
GM 8.1L (496) V8 Gas	2006	Std. Unit	DR	PMGR	12	6452NM	
GM 8.1L (496) V8 Gas	2006-01	w/A.T.-545 Trans.	DR	PMGR	12	6449N	
GM 8.1L (496) V8 Gas	2005-01	w/A.T.-643G Trans.	DR	PMGR	12	6452NM	
GM 8.1L (496) V8 Gas		M.T.	DR	PMGR	12	6452NM	
LLV							
L4 2.2L 2190cc 134cid	1995-94	(Postal Vehicle)	DR	DD	12	6415N	
L4 2.5L 2474cc 151cid	1993-87	(Postal Vehicle)	DR	DD	12	6330N	
MC90							
Cummins NTC Eng.	1978-71	Std. Unit	DR	DD	12	3974N	6356N
MH90							
DD 8V-71 (N, NE, T)	1978-71	Std. Unit	DR	DD	12	3974N	6356N
DD 8V-71 (N, NE, T)	1970-68	Optional	DR	DD	12	3974N	6356N
DD 8V-71 (N, NE, T)	1970-67	Standard	DR	DD	12	3974N	6356N
MI90							
DD 6V-71 (N, NE, T)	1971-67	Std. Unit	DR	DD	12	3974N	6356N
DD 6V-71 (N, NE, T)		Std. Unit	DR	PLGR	12	6924N	
MK90							
DD 8V-92 (T)	1978-77	50 MT, 24Volt	DR	DD	24	4930N	
N60							
GMC Toro-Flo D-478	1965-63	Std. Unit	DR	PLGR	12	6907N	

STARTERS

ENGINE	YEAR	APPLICATION	Mfg	Type	Volt	PART NO.	OPT. NO.
Chevrolet (Cont'd)							
N80							
GMC Toro-Flo D-478	1965-63	Std. Unit	DR	PLGR	12	6907N	
N9E Bison							
Caterpillar 3406	1987	Opt. 42MT (12V, w/OCP)	DR	DD	12	6513N	6924N
Caterpillar 3406	1987-85	Standard	DR	PLGR	12	6924N	
Caterpillar 3406	1984-81	Std. Unit	DR	DD	12	3974N	6356N
Caterpillar 3406	1980-79	Std. Unit	DR	DD	12	3974N	6356N
Cummins L-10	1989-86	Standard	DR	DD	12	6356N	6924N
Cummins L-10		w/Overcrank Protect	DR	DD	12	6513N	6924N
Cummins L-10	1985-83	Standard	DR	DD	12	3974N	6356N
Cummins L-10		w/Overcrank Protect	DR	PLGR	12	6924N	
Cummins NTC Eng.	1989-86	Standard	DR	DD	12	6356N	6924N
Cummins NTC Eng.		w/Overcrank Protect	DR	DD	12	6513N	6924N
Cummins NTC Eng.	1985-81	Standard	DR	DD	12	3974N	6356N
Cummins NTC Eng.	1980-76	Std. Unit	DR	DD	12	3974N	6356N
Cummins	NTC						
Eng.;290,300,350,400	1985-81	w/Overcrank Protect	DR	PLGR	12	6924N	
DD 60 Series	1989-87	w/Overcrank Protect	DR	DD	12	6513N	6924N
DD 6V-71 (N, NE, T)	1984-81	Std. Unit	DR	PLGR	12	6924N	
DD 6V-71 (N, NE, T)		w/700 Trans.	DR	PLGR	12	6924N	
DD 6V-71 (N, NE, T)		w/Reversed Terminals	DR	PLGR	12	6924N	
DD 6V-71 (N, NE, T)	1980-79	Opt. Unit	DR	PLGR	12	6924N	
DD 6V-71 (N, NE, T)		Std. Unit	DR	PLGR	12	6924N	
DD 6V-92 (T, TA, TTA)	1988-86	Standard	DR	DD	12	6356N	6924N
DD 6V-92 (T, TA, TTA)		w/Overcrank Protect	DR	DD	12	6513N	6924N
DD 6V-92 (T, TA, TTA)	1985-81	Std. Unit	DR	DD	12	3974N	6356N
DD 6V-92 (T, TA, TTA)	1980-79	Std. Unit	DR	DD	12	3974N	6356N
DD 8V-71 (N, NE, T)	1988-86	Standard	DR	DD	12	6356N	6924N
DD 8V-71 (N, NE, T)		w/Overcrank Protect	DR	DD	12	6513N	6924N
DD 8V-71 (N, NE, T)	1985-81	Std. Unit	DR	DD	12	3974N	6356N
DD 8V-71 (N, NE, T)	1980-79	Std. Unit	DR	DD	12	3974N	6356N
DD 8V-92 (T)	1988-80	50MT, 12Volt	DR	DD	12	3905N	
DD 8V-92 (T)	1980-79	50 MT, 24Volt	DR	DD	24	4930N	
N9F Bison							
Caterpillar 3406	1987	Opt. 42MT (12V, w/OCP)	DR	DD	12	6513N	6924N
Caterpillar 3406	1987-85	Standard	DR	PLGR	12	6924N	
Caterpillar 3406	1984-81	Std. Unit	DR	DD	12	3974N	6356N
Caterpillar 3406	1980-79	Std. Unit	DR	DD	12	3974N	6356N
Cummins L-10	1989-86	Standard	DR	DD	12	6356N	6924N
Cummins L-10		w/Overcrank Protect	DR	DD	12	6513N	6924N
Cummins L-10	1985-83	Standard	DR	DD	12	3974N	6356N
Cummins L-10		w/Overcrank Protect	DR	PLGR	12	6924N	
Cummins NTC Eng.	1989-86	Standard	DR	DD	12	6356N	6924N
Cummins NTC Eng.		w/Overcrank Protect	DR	DD	12	6513N	6924N
Cummins NTC Eng.	1985-81	Standard	DR	DD	12	3974N	6356N
Cummins NTC Eng.	1980-76	Std. Unit	DR	DD	12	3974N	6356N
Cummins	NTC						
Eng.;290,300,350,400	1985-81	w/Overcrank Protect	DR	PLGR	12	6924N	
DD 60 Series	1989-87	w/Overcrank Protect	DR	DD	12	6513N	6924N
DD 6V-71 (N, NE, T)	1984-81	Std. Unit	DR	PLGR	12	6924N	
DD 6V-71 (N, NE, T)		w/700 Trans.	DR	PLGR	12	6924N	
DD 6V-71 (N, NE, T)		w/Reversed Terminals	DR	PLGR	12	6924N	
DD 6V-71 (N, NE, T)	1980-79	Opt. Unit	DR	PLGR	12	6924N	
DD 6V-71 (N, NE, T)		Std. Unit	DR	PLGR	12	6924N	
DD 6V-92 (T, TA, TTA)	1988-86	Standard	DR	DD	12	6356N	6924N
DD 6V-92 (T, TA, TTA)		w/Overcrank Protect	DR	DD	12	6513N	6924N
DD 6V-92 (T, TA, TTA)	1985-81	Std. Unit	DR	DD	12	3974N	6356N
DD 6V-92 (T, TA, TTA)	1980-79	Std. Unit	DR	DD	12	3974N	6356N
DD 8V-71 (N, NE, T)	1988-86	Standard	DR	DD	12	6356N	6924N
DD 8V-71 (N, NE, T)		w/Overcrank Protect	DR	DD	12	6513N	6924N
DD 8V-71 (N, NE, T)	1985-81	Std. Unit	DR	DD	12	3974N	6356N
DD 8V-71 (N, NE, T)	1980-79	Std. Unit	DR	DD	12	3974N	6356N
DD 8V-92 (T)	1988-80	50MT, 12Volt	DR	DD	12	3905N	
DD 8V-92 (T)	1980-79	50 MT, 24Volt	DR	DD	24	4930N	
NH90							
DD 8V-71 (N, NE, T)	1978-77	Std. Unit	DR	DD	12	3974N	6356N

STARTERS

ENGINE	YEAR	APPLICATION	Mfg	Type	Volt	PART NO.	OPT. NO.
Chevrolet (Cont'd)							
NI90							
DD 6V-71 (N, NE, T)	1978-77	Std. Unit	DR	DD	12	3974N	6356N
DD 6V-71 (N, NE, T)		Std. Unit	DR	PLGR	12	6924N	
P20							
Cummins BT 3.9L Diesel	1989	Denso OSGR, 11T, 3.0kW	ND	OSGR	12	16881N	
DD 8.2L (N, T)		Std. Unit	DR	DD	12	6348N-PT	
DD 8.2L (N, T)	1988-86	Opt. 37 MT	DR	DD	12	6348N-PT	
DD 8.2L (N, T)	1985-84	Optional, DR 37MT	DR	DD	12	6348N-PT	
L6 4.8L 292cid	1989-82	Std. Unit	DR	DD	12	3510MN	
L6 4.8L 292cid	1981-75	Delco "PG" Series High Performance upgrade	DR	PMGR	12	3510N-PG	3510N-PG
L6 4.8L 292cid		Std. Unit	DR	DD	12	3510N	
L6 4.8L 292cid	1977-76	w/4-Spd. Trans	DR	DD	12	3686N	
L6 4.8L 292cid		w/o 4-Spd. Trans, Delco "PG" Series High Performance upgrade	DR	PMGR	12	3510N-PG	
L6 4.8L 292cid		w/o 4-Spd. Trans, Std. Unit	DR	DD	12	3510N	3510N-PG
V8 5.7L 350cid	1989	w/Disc Brakes	DR	DD	12	3510MN	
V8 5.7L 350cid	1989-79	Drum	DR	DD	12	3686N	
V8 5.7L 350cid	1988-87	A.T., VIN M	DR	DD	12	3510MN	
V8 5.7L 350cid		M.T., Drum, VIN M	DR	DD	12	3686N	
V8 5.7L 350cid		Standard Trans., Disc, VIN M	DR	DD	12	3510MN	
V8 5.7L 350cid		VIN K	DR	DD	12	3510MN	
V8 5.7L 350cid	1986-84	Std. Unit	DR	DD	12	3510MN	
V8 5.7L 350cid	1983-82	w/Drum Brakes	DR	DD	12	3510MN	
V8 5.7L 350cid	1982-78	Std. Unit	DR	DD	12	3686N	
V8 5.7L 350cid	1981-79	w/o Disc Brakes, Delco "PG" Series High Performance upgrade	DR	PMGR	12	3510N-PG	
V8 5.7L 350cid		w/o Disc Brakes, Std. Unit	DR	DD	12	3510N	3510N-PG
V8 5.7L 350cid	1977-75	Delco "PG" Series High Performance upgrade	DR	PMGR	12	3510N-PG	
V8 5.7L 350cid		Std. Unit	DR	DD	12	3510N	3510N-PG
V8 6.2L 379cid	1989	Diesel	DR	OSGR	12	6469N	
V8 6.2L 379cid	1988-82	Diesel	DR	OSGR	12	6469N	
V8 7.4L 454cid	1979-76	Delco "PG" Series High Performance upgrade	DR	PMGR	12	3510N-PG	
V8 7.4L 454cid		Std. Unit	DR	DD	12	3510N	3510N-PG
P20 Series							
L6 3.8L 3769cc 230cid	1965-63	A.T., Opt. Hi Performance PG260M	DR	PMGR	12	3631N-PG	
L6 3.8L 3769cc 230cid		A.T., Std. Delco Unit	DR	DD	12	3838N	
L6 3.8L 3769cc 230cid		M.T.	DR	DD	12	3686N	
L6 4.1L 4097cc 250cid	1967-66	A.T., PowerGlide, Opt. Hi Performance PG260M	DR	PMGR	12	3631N-PG	
L6 4.1L 4097cc 250cid		M.T.	DR	DD	12	3686N	
L6 4.1L 4097cc 250cid		w/CBC or PowerGlide Trans, Std. Delco Unit	DR	DD	12	3838N	
L6 4.1L 4098cc 250cid	1966	A.T., PowerGlide, Opt. Hi Performance PG260M	DR	PMGR	12	3631N-PG	
L6 4.1L 4098cc 250cid		M.T.	DR	DD	12	3686N	
L6 4.1L 4098cc 250cid		w/CBC or PowerGlide Trans, Std. Delco Unit	DR	DD	12	3838N	
L6 4.8L 4801cc 292cid	1967-63	A.T., PowerGlide, Opt. Hi Performance PG260M	DR	PMGR	12	3631N-PG	
L6 4.8L 4801cc 292cid		M.T.	DR	DD	12	3686N	
L6 4.8L 4801cc 292cid		w/PowerGlide, Std. Delco Unit	DR	DD	12	3838N	
L6 4.8L 4801cc 292cid	1966	A.T., w/PowerGlide, Std. Delco Unit	DR	DD	12	3838N	
V8 4.6L 4638cc 283cid	1962	A.T., PowerGlide, Opt. Hi Performance PG260M	DR	PMGR	12	3631N-PG	
V8 4.6L 4638cc 283cid		M.T.	DR	DD	12	3686N	
V8 4.6L 4638cc 283cid		w/A.T., Hydromatic	DR	DD	12	3560R	
V8 4.6L 4638cc 283cid		w/PowerGlide, Std. Delco Unit	DR	DD	12	3838N	
V8 4.6L 4638cc 283cid	1961	M.T.	DR	DD	12	3686N	
V8 5.7L 5704cc 348cid	1962	w/PowerGlide or Synchro Trans	DR	DD	12	3686N	
V8 5.7L 5704cc 348cid	1961	M.T.	DR	DD	12	3686N	
V8 6.7L 6704cc 409cid	1965-64	Std. Unit	DR	DD	12	3560R	
V8 6.7L 6704cc 409cid	1962	w/3-Spd. or 4-Spd. Trans	DR	DD	12	3686N	
V8 6.7L 6704cc 409cid		w/PowerGlide Trans	DR	DD	12	3560R	
P20 Van							
L6 4.1L 250cid	1974-73	M.T., Delco "PG" Series High Performance upgrade	DR	PMGR	12	3510N-PG	
L6 4.1L 250cid		M.T., Std. Unit	DR	DD	12	3510N	3510N-PG
L6 4.1L 250cid	1974-72	A.T., Opt. Hi Performance PG260M	DR	PMGR	12	3631N-PG	
L6 4.1L 250cid		A.T., Std. Delco Unit	DR	DD	12	3838N	
L6 4.1L 250cid	1972-70	M.T.	DR	DD	12	3686N	
L6 4.1L 250cid	1971-70	A.T., PowerGlide, Opt. Hi Performance PG260M	DR	PMGR	12	3631N-PG	
L6 4.1L 250cid		w/CBC or PowerGlide Trans, Std. Delco Unit	DR	DD	12	3838N	

STARTERS

STARTERS

ENGINE	YEAR	APPLICATION	Mfg	Type	Volt	PART NO.	OPT. NO.
Chevrolet (Cont'd)							
P20 Van (Cont'd)							
L6 4.1L 4098cc 250cid	1974-73	A.T., Opt. Hi Performance PG260M	DR	PMGR	12	3631N-PG	
L6 4.1L 4098cc 250cid		A.T., Std. Delco Unit	DR	DD	12	3838N	
L6 4.1L 4098cc 250cid		M.T., Delco "PG" Series High Performance upgrade	DR	PMGR	12	3510N-PG	
L6 4.1L 4098cc 250cid		M.T., Std. Unit	DR	DD	12	3510N	3510N-PG
L6 4.8L 292cid		A.T., Delco "PG" Series High Performance upgrade	DR	PMGR	12	3510N-PG	
L6 4.8L 292cid		A.T., Std. Unit	DR	DD	12	3510N	3510N-PG
L6 4.8L 292cid	1974-68	M.T.	DR	DD	12	3686N	
L6 4.8L 292cid	1971-69	w/PowerGlide, Std. Delco Unit	DR	DD	12	3838N	
L6 4.8L 292cid	1971-68	A.T., PowerGlide, Opt. Hi Performance PG260M	DR	PMGR	12	3631N-PG	
L6 4.8L 292cid	1968	A.T., w/PowerGlide, Std. Delco Unit	DR	DD	12	3838N	
L6 4.8L 4786cc 292cid	1974-73	A.T., Delco "PG" Series High Performance upgrade	DR	PMGR	12	3510N-PG	
L6 4.8L 4786cc 292cid		A.T., Std. Unit	DR	DD	12	3510N	3510N-PG
L6 4.8L 4786cc 292cid		M.T.	DR	DD	12	3686N	
V8 5.0L 307cid	1973	A.T., Opt. Hi Performance PG260M	DR	PMGR	12	3631N-PG	
V8 5.0L 307cid		A.T., Std. Delco Unit	DR	DD	12	3838N	
V8 5.0L 307cid	1969	A.T., w/PowerGlide, Std. Delco Unit	DR	DD	12	3838N	
V8 5.0L 307cid	1969-68	A.T., PowerGlide, Opt. Hi Performance PG260M	DR	PMGR	12	3631N-PG	
V8 5.0L 307cid		M.T.	DR	DD	12	3686N	
V8 5.0L 307cid		w/Hydromatic Trans	DR	DD	12	3560R	
V8 5.0L 307cid	1968	w/PowerGlide, Std. Delco Unit	DR	DD	12	3838N	
V8 5.7L 350cid	1972	A.T., Delco "PG" Series High Performance upgrade	DR	PMGR	12	3510N-PG	
V8 5.7L 350cid		A.T., Std. Unit	DR	DD	12	3510N	3510N-PG
V8 5.7L 350cid	1972-70	M.T.	DR	DD	12	3686N	
V8 5.7L 350cid	1971-70	w/PowerGlide Trans	DR	DD	12	3627R	
V8 5.7L 350cid		w/PowerMatic Trans	DR	DD	12	3686N	
V8 7.4L 454cid	1973	Delco "PG" Series High Performance upgrade	DR	PMGR	12	3510N-PG	
V8 7.4L 454cid		Std. Unit	DR	DD	12	3510N	3510N-PG
V8 7.4L 7441cc 454cid		Delco "PG" Series High Performance upgrade	DR	PMGR	12	3510N-PG	
V8 7.4L 7441cc 454cid		Std. Unit	DR	DD	12	3510N	3510N-PG
P30							
4 Cyl. 3.9L 239cid	1992-89	Denso OSGR, 11T, 3.0kW	ND	OSGR	12	16881N	
Caterpillar 3116	2000-90	Opt. 37MT, 10-Tooth, w/Ground Stud on Solenoid	DR	DD	12	6504N-PT	
Caterpillar 3116		Std. 37MT, 10-Tooth, w/o Ground Stud on Solenoid	DR	DD	12	6505N-PT	6807N
Caterpillar 3126	2002-98	Std. 37MT, 10-Tooth, w/o Ground Stud on Solenoid	DR	DD	12	6505N-PT	6807N
DD 8.2L (N, T)	1993-89	Std. Unit	DR	DD	12	6348N-PT	
DD 8.2L (N, T)	1988-86	Opt. 37 MT	DR	DD	12	6348N-PT	
DD 8.2L (N, T)	1985-84	Optional, DR 37MT	DR	DD	12	6348N-PT	
GM 6.0L (366) V8 Gas	1990	MT643G	DR	DD	12	4038N	
L4 3.9L 239cid	1991-90	Denso OSGR, 11T, 3.0kW	ND	OSGR	12	16881N	
L6 4.8L 292cid	1989-82	Std. Unit	DR	DD	12	3510MN	
L6 4.8L 292cid	1981-75	Delco "PG" Series High Performance upgrade	DR	PMGR	12	3510N-PG	
L6 4.8L 292cid		Std. Unit	DR	DD	12	3510N	3510N-PG
L6 4.8L 292cid	1977-76	w/4-Spd. Trans	DR	DD	12	3686N	
L6 4.8L 292cid		w/o 4-Spd. Trans, Delco "PG" Series High Performance upgrade	DR	PMGR	12	3510N-PG	
L6 4.8L 292cid		w/o 4-Spd. Trans, Std. Unit	DR	DD	12	3510N	3510N-PG
V6 4.3L 262cid	1999-96	Std. Unit	DR	PMGR	12	6449N	
V6 4.3L 262cid	1995-94	Std. Unit	DR	PMGR	12	6449N	
V6 4.3L 262cid	1995-93	Replacement Unit, DD Starter, SD210	DR	DD	12	6416N	
V6 4.3L 262cid	1992-90	Std. Unit	DR	DD	12	6416N	
V8 5.7L 350cid	1999-95	Std. Unit	DR	PMGR	12	6449N	
V8 5.7L 350cid	1994	DD Starter	DR	DD	12	3510MN	
V8 5.7L 350cid		PMGR Starter	DR	PMGR	12	6449N	
V8 5.7L 350cid	1993-91	Std. Unit	DR	DD	12	3510MN	
V8 5.7L 350cid	1990	Drum	DR	DD	12	3686N	
V8 5.7L 350cid		w/Disc Brakes	DR	DD	12	3510MN	
V8 5.7L 350cid	1989	Disc	DR	DD	12	3510MN	
V8 5.7L 350cid		Drum	DR	DD	12	3686N	
V8 5.7L 350cid	1988-87	A.T., VIN M	DR	DD	12	3510MN	
V8 5.7L 350cid		M.T., Drum, VIN M	DR	DD	12	3686N	
V8 5.7L 350cid		Standard Trans., Disc, VIN M	DR	DD	12	3510MN	
V8 5.7L 350cid		VIN K	DR	DD	12	3510MN	
V8 5.7L 350cid	1986-84	A.T.	DR	DD	12	3510MN	
V8 5.7L 350cid		M.T., Drum	DR	DD	12	3686N	
V8 5.7L 350cid		Standard Trans., Disc	DR	DD	12	3510MN	

STARTERS

ENGINE	YEAR	APPLICATION	Mfg	Type	Volt	PART NO.	OPT. NO.
Chevrolet (Cont'd)							
P30 (Cont'd)							
V8 5.7L 350cid	1983-82	Drum	DR	DD	12	3510MN	
V8 5.7L 350cid	1983-79	Disc	DR	DD	12	3686N	
V8 5.7L 350cid	1981-79	w/o Disc Brakes, Delco "PG" Series High Performance upgrade	DR	PMGR	12	3510N-PG	
V8 5.7L 350cid		w/o Disc Brakes, Std. Unit	DR	DD	12	3510N	3510N-PG
V8 5.7L 350cid	1978	Std. Unit	DR	DD	12	3686N	
V8 5.7L 350cid	1977-75	Delco "PG" Series High Performance upgrade	DR	PMGR	12	3510N-PG	
V8 5.7L 350cid		Std. Unit	DR	DD	12	3510N	3510N-PG
V8 6.2L 379cid	1993-89	Diesel	DR	OSGR	12	6469N	
V8 6.2L 379cid	1988-82	Diesel	DR	OSGR	12	6469N	
V8 6.5L 395cid	1999	Caterpillar 3116, Opt. 37MT, 10-Tooth, w/Ground Stud on Solenoid	DR	DD	12	6504N-PT	
V8 6.5L 395cid		Caterpillar 3126, Std. 37MT, 10-Tooth, w/o Ground Stud on Solenoid, 128 degree position	DR	DD	12	6505N-PT	6807N
V8 6.5L 395cid		Diesel, 28MT, 10-Tooth, Delco	DR	OSGR	12	6469N	
V8 6.5L 395cid	1998-94	Diesel	DR	OSGR	12	6469N	
V8 7.4L 454cid	1999-95	Std. Unit	DR	PMGR	12	6449N	
V8 7.4L 454cid	1994	DD Starter	DR	DD	12	3510MN	
V8 7.4L 454cid		PMGR Starter	DR	PMGR	12	6449N	
V8 7.4L 454cid	1993-82	Std. Unit	DR	DD	12	3510MN	
V8 7.4L 454cid	1981-75	Delco "PG" Series High Performance upgrade	DR	PMGR	12	3510N-PG	
V8 7.4L 454cid		Std. Unit	DR	DD	12	3510N	3510N-PG
P30 Series							
L6 3.8L 3769cc 230cid	1965-63	A.T., Opt. Hi Performance PG260M	DR	PMGR	12	3631N-PG	
L6 3.8L 3769cc 230cid		A.T., Std. Delco Unit	DR	DD	12	3838N	
L6 3.8L 3769cc 230cid		M.T.	DR	DD	12	3686N	
L6 4.1L 4097cc 250cid	1967-66	A.T., PowerGlide, Opt. Hi Performance PG260M	DR	PMGR	12	3631N-PG	
L6 4.1L 4097cc 250cid		M.T.	DR	DD	12	3686N	
L6 4.1L 4097cc 250cid		w/CBC or PowerGlide Trans, Std. Delco Unit	DR	DD	12	3838N	
L6 4.1L 4098cc 250cid		A.T., PowerGlide, Opt. Hi Performance PG260M	DR	PMGR	12	3631N-PG	
L6 4.1L 4098cc 250cid		M.T.	DR	DD	12	3686N	
L6 4.1L 4098cc 250cid		w/CBC or PowerGlide Trans, Std. Delco Unit	DR	DD	12	3838N	
L6 4.8L 4801cc 292cid	1967-63	A.T., PowerGlide, Opt. Hi Performance PG260M	DR	PMGR	12	3631N-PG	
L6 4.8L 4801cc 292cid		M.T.	DR	DD	12	3686N	
L6 4.8L 4801cc 292cid		w/PowerGlide, Std. Delco Unit	DR	DD	12	3838N	
L6 4.8L 4801cc 292cid	1964	A.T., w/PowerGlide, Std. Delco Unit	DR	DD	12	3838N	
V8 4.6L 4638cc 283cid	1962	A.T., PowerGlide, Opt. Hi Performance PG260M	DR	PMGR	12	3631N-PG	
V8 4.6L 4638cc 283cid		M.T.	DR	DD	12	3686N	
V8 4.6L 4638cc 283cid		w/A.T., Hydromatic	DR	DD	12	3560R	
V8 4.6L 4638cc 283cid		w/PowerGlide, Std. Delco Unit	DR	DD	12	3838N	
V8 4.6L 4638cc 283cid	1961	M.T.	DR	DD	12	3686N	
V8 5.7L 5704cc 348cid	1962	w/PowerGlide or Synchro Trans	DR	DD	12	3686N	
V8 5.7L 5704cc 348cid	1961	M.T.	DR	DD	12	3686N	
V8 6.7L 6704cc 409cid	1965-64	Std. Unit	DR	DD	12	3560R	
V8 6.7L 6704cc 409cid	1962	w/3-Spd. or 4-Spd. Trans	DR	DD	12	3686N	
V8 6.7L 6704cc 409cid		w/PowerGlide Trans	DR	DD	12	3560R	
P30 Van							
L6 4.1L 250cid	1974-73	Delco "PG" Series High Performance upgrade	DR	PMGR	12	3510N-PG	
L6 4.1L 250cid		Std. Unit	DR	DD	12	3510N	3510N-PG
L6 4.1L 250cid	1972	A.T., Opt. Hi Performance PG260M	DR	PMGR	12	3631N-PG	
L6 4.1L 250cid		A.T., Std. Delco Unit	DR	DD	12	3838N	
L6 4.1L 250cid	1972-70	M.T.	DR	DD	12	3686N	
L6 4.1L 250cid	1971-70	A.T., PowerGlide, Opt. Hi Performance PG260M	DR	PMGR	12	3631N-PG	
L6 4.1L 250cid		w/CBC or PowerGlide Trans, Std. Delco Unit	DR	DD	12	3838N	
L6 4.1L 4098cc 250cid	1974-73	Delco "PG" Series High Performance upgrade	DR	PMGR	12	3510N-PG	
L6 4.1L 4098cc 250cid		Std. Unit	DR	DD	12	3510N	3510N-PG
L6 4.8L 292cid		A.T., Delco "PG" Series High Performance upgrade	DR	PMGR	12	3510N-PG	
L6 4.8L 292cid		A.T., Std. Unit	DR	DD	12	3510N	3510N-PG
L6 4.8L 292cid	1974-68	M.T.	DR	DD	12	3686N	
L6 4.8L 292cid	1971-69	w/PowerGlide, Std. Delco Unit	DR	DD	12	3838N	
L6 4.8L 292cid	1971-68	A.T., PowerGlide, Opt. Hi Performance PG260M	DR	PMGR	12	3631N-PG	
L6 4.8L 292cid	1968	A.T., w/PowerGlide, Std. Delco Unit	DR	DD	12	3838N	
L6 4.8L 4786cc 292cid	1974-73	A.T., Delco "PG" Series High Performance upgrade	DR	PMGR	12	3510N-PG	
L6 4.8L 4786cc 292cid		A.T., Std. Unit	DR	DD	12	3510N	3510N-PG

STARTERS

STARTERS

ENGINE	YEAR	APPLICATION	Mfg	Type	Volt	PART NO.	OPT. NO.
Chevrolet (Cont'd)							
P30 Van (Cont'd)							
L6 4.8L 4786cc 292cid	1974-73	M.T.	DR	DD	12	3686N	
V8 5.0L 307cid	1973	A.T., Opt. Hi Performance PG260M	DR	PMGR	12	3631N-PG	
V8 5.0L 307cid		A.T., Std. Delco Unit	DR	DD	12	3838N	
V8 5.0L 307cid	1969-68	A.T., PowerGlide, Opt. Hi Performance PG260M	DR	PMGR	12	3631N-PG	
V8 5.0L 307cid		M.T.	DR	DD	12	3686N	
V8 5.0L 307cid		w/Hydromatic Trans	DR	DD	12	3560R	
V8 5.0L 307cid		w/PowerGlide, Std. Delco Unit	DR	DD	12	3838N	
V8 5.7L 350cid	1974-73	P32 Chassis	DR	DD	12	3510N	3510N-PG
V8 5.7L 350cid		P32 Chassis Delco "PG" Series High Performance upgrade	DR	PMGR	12	3510N-PG	
V8 5.7L 350cid	1972	A.T., Delco "PG" Series High Performance upgrade	DR	PMGR	12	3510N-PG	
V8 5.7L 350cid		A.T., Std. Unit	DR	DD	12	3510N	3510N-PG
V8 5.7L 350cid	1972-70	M.T.	DR	DD	12	3686N	
V8 5.7L 350cid	1971-70	w/PowerGlide Trans	DR	DD	12	3627R	
V8 5.7L 350cid		w/PowerMatic Trans	DR	DD	12	3686N	
V8 5.7L 5737cc 350cid	1974	P32 Chassis	DR	DD	12	3510N	3510N-PG
V8 5.7L 5737cc 350cid		P32 Chassis Delco "PG" Series High Performance upgrade	DR	PMGR	12	3510N-PG	
V8 6.6L 402cid	1972	A.T.	DR	DD	12	3560R	
V8 6.6L 402cid		M.T.	DR	DD	12	3686N	
V8 7.4L 454cid	1974-73	Delco "PG" Series High Performance upgrade	DR	PMGR	12	3510N-PG	
V8 7.4L 454cid		Std. Unit	DR	DD	12	3510N	3510N-PG
V8 7.4L 7441cc 454cid		Delco "PG" Series High Performance upgrade	DR	PMGR	12	3510N-PG	
V8 7.4L 7441cc 454cid		Std. Unit	DR	DD	12	3510N	3510N-PG
P40							
Cummins BT 3.9L Diesel	1989	Denso OSGR, 11T, 3.0kW	ND	OSGR	12	16881N	
DD 8.2L (N, T)		Std. Unit	DR	DD	12	6348N-PT	
DD 8.2L (N, T)	1988	Opt. 37 MT	DR	DD	12	6348N-PT	
P6000							
Cummins BT 3.9L Diesel	1989	Denso OSGR, 11T, 3.0kW	ND	OSGR	12	16881N	
DD 8.2L (N, T)		Std. Unit	DR	DD	12	6348N-PT	
DD 8.2L (N, T)	1988-86	Opt. 37 MT	DR	DD	12	6348N-PT	
DD 8.2L (N, T)	1985-84	Optional, DR 37MT	DR	DD	12	6348N-PT	
GM 6.0L (366) V8 Gas	1990	MT643G	DR	DD	12	4038N	
GM 6.0L (366) V8 Gas		w/A.T.-542 Trans.	DR	DD	12	3533R	
GM 6.0L (366) V8 Gas		w/A.T.-545 Trans.	DR	DD	12	3533R	
GM 6.0L (366) V8 Gas		M.T.	DR	DD	12	4174N	
GM 7.0L (427) V8 Gas		A.T.	DR	DD	12	3533R	
GM 7.0L (427) V8 Gas		M.T.	DR	DD	12	4038N	
Q60							
GMC Toro-Flo D-478	1965-63	Std. Unit	DR	PLGR	12	6907N	
R20							
L6 4.8L 292cid	1988-87	RWD	DR	DD	12	3510MN	
V6 4.3L 262cid	1987	Std. Unit	DR	DD	12	3510MN	
V8 5.0L 305cid		Std. Unit	DR	DD	12	3510MN	
V8 5.7L 350cid	1988-87	Std. Unit	DR	DD	12	3510MN	
V8 6.2L 379cid		Diesel	DR	OSGR	12	6469N	
V8 7.4L 454cid		Std. Unit	DR	DD	12	3510MN	
R20 Suburban							
V8 5.7L 350cid	1988-87	Std. Unit	DR	DD	12	3510MN	
V8 6.2L 379cid		Diesel	DR	OSGR	12	6469N	
V8 7.4L 454cid		Std. Unit	DR	DD	12	3510MN	
R2500							
V8 6.2L 379cid	1989	Diesel	DR	OSGR	12	6469N	
V8 7.4L 454cid		Std. Unit	DR	DD	12	3510MN	
R2500 Suburban							
V8 5.7L 350cid	1991-89	Std. Unit	DR	DD	12	3510MN	
V8 6.2L 379cid		Diesel	DR	OSGR	12	6469N	
V8 7.4L 454cid		Std. Unit	DR	DD	12	3510MN	
R30							
L6 4.8L 292cid	1988-87	RWD	DR	DD	12	3510MN	
V8 5.7L 350cid		Std. Unit	DR	DD	12	3510MN	

STARTERS

ENGINE	YEAR	APPLICATION	Mfg	Type	Volt	PART NO.	OPT. NO.
Chevrolet (Cont'd)							
R30 (Cont'd)							
V8 6.2L 379cid	1988-87	Diesel	DR	OSGR	12	6469N	
V8 7.4L 454cid		Std. Unit	DR	DD	12	3510MN	
R3500							
V8 5.7L 350cid	1991-89	Std. Unit	DR	DD	12	3510MN	
V8 6.2L 379cid		Diesel	DR	OSGR	12	6469N	
V8 7.4L 454cid		Std. Unit	DR	DD	12	3510MN	
S7							
GM 8.2L (N,T) Diesel	1993-89	Std. Unit	DR	DD	12	6348N-PT	
SE60							
GM 6.0L (366) V8 Gas	1975	MD-4	DR	DD	12	3560R	
Silverado 2500							
V8 5.3L 323cid	2000-99	VIN T	DR	PMGR	12	6489N	
V8 6.0L 5967cc 364cid	2004-01	Std. Unit	DR	PMGR	12	6492N	
V8 6.0L 5967cc 364cid	2000-99	Std. Unit	DR	PMGR	12	6492N	
Silverado 2500 HD							
V8 6.0L 5967cc 364cid	2013-09	Std. Unit	DR	PMGR	12	6942N	
V8 6.0L 5967cc 364cid	2008-06	Std. Unit	DR	PMGR	12	6757N	6492N
V8 6.0L 5967cc 364cid	2005-01	Std. Unit	DR	PMGR	12	6492N	
V8 6.6L 400cid	2010	VIN 6	HI	OSGR	12	17801N	
V8 6.6L 400cid	2009-06	Std. Unit	HI	OSGR	12	17801N	
V8 6.6L 400cid	2005-01	Std. Unit	HI	OSGR	12	17801N	
V8 8.1L 496cid	2007-03	NDenso Unit	ND	OSGR	12	17880N	
V8 8.1L 496cid	2002	Std. Unit	DR	PMGR	12	6449N	
V8 8.1L 496cid	2001	Std. Unit	DR	PMGR	12	6449N	
Silverado 3500							
V8 6.0L 5967cc 364cid	2007-06	Std. Unit	DR	PMGR	12	6757N	6492N
V8 6.0L 5967cc 364cid	2005-01	Std. Unit	DR	PMGR	12	6492N	
V8 6.6L 400cid	2007	Std. Unit	HI	OSGR	12	17801N	
V8 6.6L 400cid	2006	Hitachi Unit	HI	OSGR	12	17801N	
V8 6.6L 400cid	2005-01	Std. Unit	HI	OSGR	12	17801N	
V8 6.6L 400cid	2004	VIN 1, Hitachi Unit	HI	OSGR	12	17801N	
V8 6.6L 400cid		VIN 2, Hitachi Unit	HI	OSGR	12	17801N	
V8 8.1L 496cid	2007-03	NDenso Unit	ND	OSGR	12	17880N	
V8 8.1L 496cid	2002	Std. Unit	DR	PMGR	12	6449N	
V8 8.1L 496cid	2001	Std. Unit	DR	PMGR	12	6449N	
Silverado 3500 HD							
V8 6.0L 5967cc 364cid	2013-09	Std. Unit	DR	PMGR	12	6942N	
V8 6.0L 5967cc 364cid	2008-07	Std. Unit	DR	PMGR	12	6757N	6492N
V8 6.6L 400cid	2010-07	VIN 6	HI	OSGR	12	17801N	
V8 6.6L 400cid	2009-08	Std. Unit	HI	OSGR	12	17801N	
Suburban 2500							
V8 6.0L 5967cc 364cid	2013-11	Std. Unit	DR	PMGR	12	6942N	
V8 6.0L 5967cc 364cid	2010-09	Std. Unit	DR	PMGR	12	6942N	
V8 6.0L 5967cc 364cid	2008-06	Std. Unit	DR	PMGR	12	6757N	6492N
V8 6.0L 5967cc 364cid	2005-02	Std. Unit	DR	PMGR	12	6492N	
V8 6.0L 5967cc 364cid	2001-00	2 Long Mounts	DR	PMGR	12	6492NM	
V8 6.0L 6000cc 366cid	2009	Std. Unit	DR	PMGR	12	6942N	
V8 8.1L 496cid	2006-02	NDenso Unit	ND	OSGR	12	17880N	
V8 8.1L 496cid	2002	Delco Unit	DR	PMGR	12	6449N	
V8 8.1L 496cid	2001	Delco Unit	DR	PMGR	12	6449N	
T40							
GM 3.8L (230) L6 Gas	1967-63	Opt. Hi Performance PG260M	DR	PMGR	12	3631N-PG	
GM 3.8L (230) L6 Gas		w/PowerGlide, Std. Delco Unit	DR	DD	12	3838N	
GM 3.8L (230) L6 Gas		w/Std. Trans.	DR	DD	12	3686N	
T5500							
Caterpillar 3116	1998-97	Opt. 37MT, 10-Tooth, w/Ground Stud on Solenoid	DR	DD	12	6504N-PT	
Caterpillar 3116		Std. 37MT, 10-Tooth, w/o Ground Stud on Solenoid	DR	DD	12	6505N-PT	6807N
Caterpillar 3126	2002-97	Std. 37MT, 10-Tooth, w/o Ground Stud on Solenoid	DR	DD	12	6505N-PT	6807N
GM 6.0L (366) V8 Gas	1998-96	A.T.	DR	PMGR	12	6449N	
GM 6.0L (366) V8 Gas		M.T.	DR	PMGR	12	6452NM	
GM 6.0L (366) V8 Gas	1991	A.T.	DR	DD	12	3533R	

STARTERS

STARTERS

ENGINE	YEAR	APPLICATION	Mfg	Type	Volt	PART NO.	OPT. NO.
Chevrolet (Cont'd)							
T5500 (Cont'd)							
GM 6.0L (366) V8 Gas	1991	M.T.	DR	DD	12	4174N	
GM 7.8L (476) Diesel	2001-98	Denso Starter	ND	OSGR	12	18136N	
Isuzu 7.1L - 6HE1 Eng.	1998-97	Denso Starter	ND	OSGR	12	18136N	
T6500							
6 Cyl. 7.2L 441cid	1997	Caterpillar 3126, Std. 37MT, 10-Tooth, w/o Ground Stud on Solenoid	DR	DD	12	6505N-PT	6807N
8 Cyl. 6.0L 366cid	1991	M.T.	DR	DD	12	4174N	
GM 6.0L (366) V8 Gas		A.T.	DR	DD	12	3533R	
Isuzu 7.1L - 6HE1 Eng.	1998-97	Denso Starter	ND	OSGR	12	18136N	
L6 6.6L 403cid		Caterpillar 3116, Opt. 37MT, 10-Tooth, w/Ground Stud on Solenoid	DR	DD	12	6504N-PT	
L6 6.6L 403cid		Std. 37MT, 10-Tooth, w/o Ground Stud on Solenoid	DR	DD	12	6505N-PT	6807N
L6 7.2L 441cid	2002-98	Caterpillar 3126, Std. 37MT, 10-Tooth, w/o Ground Stud on Solenoid	DR	DD	12	6505N-PT	6807N
L6 7.8L 475cid	2008-99	Denso Starter	ND	OSGR	12	18136N	
V8 6.0L 366cid	1998-97	A.T.	DR	PMGR	12	6449N	
V8 6.0L 366cid		M.T.	DR	PMGR	12	6452NM	
T7500							
6 Cyl. 7.2L 441cid	1997	Caterpillar 3126, Std. 37MT, 10-Tooth, w/o Ground Stud on Solenoid	DR	DD	12	6505N-PT	6807N
8 Cyl. 6.0L 366cid	1991	M.T.	DR	DD	12	4174N	
GM 6.0L (366) V8 Gas		A.T.	DR	DD	12	3533R	
GM 7.8L (476) Diesel	1998	Denso Starter	ND	OSGR	12	18136N	
Isuzu 7.1L - 6HE1 Eng.	1998-97	Denso Starter	ND	OSGR	12	18136N	
L6 6.6L 403cid		Caterpillar 3116, Opt. 37MT, 10-Tooth, w/Ground Stud on Solenoid	DR	DD	12	6504N-PT	
L6 6.6L 403cid		Std. 37MT, 10-Tooth, w/o Ground Stud on Solenoid	DR	DD	12	6505N-PT	6807N
L6 7.2L 441cid	2002-98	Caterpillar 3126, Std. 37MT, 10-Tooth, w/o Ground Stud on Solenoid	DR	DD	12	6505N-PT	6807N
L6 7.8L 475cid	2008-99	Denso Starter	ND	OSGR	12	18136N	
V8 6.0L 366cid	1998	w/A.T., w/AT	DR	PMGR	12	6449N	
V8 6.0L 366cid	1998-97	M.T.	DR	PMGR	12	6452NM	
V8 6.0L 366cid	1997	A.T.	DR	PMGR	12	6449N	
T8500							
Caterpillar 3116	1998-97	Opt. 37MT, 10-Tooth, w/Ground Stud on Solenoid	DR	DD	12	6504N-PT	
Caterpillar 3116		Std. 37MT, 10-Tooth, w/o Ground Stud on Solenoid	DR	DD	12	6505N-PT	6807N
Caterpillar 3126	2002-97	Std. 37MT, 10-Tooth, w/o Ground Stud on Solenoid	DR	DD	12	6505N-PT	6807N
GM 7.8L (476) Diesel	2008-98	Denso Starter	ND	OSGR	12	18136N	
Isuzu 7.1L - 6HE1 Eng.	1998-97	Denso Starter	ND	OSGR	12	18136N	
TE50							
GM 4.6L (283) V8 Gas	1967-66	w/Hydro. Trans.	DR	DD	12	3560R	
GM 4.6L (283) V8 Gas	1967-63	Opt. Hi Performance PG260M	DR	PMGR	12	3631N-PG	
GM 4.6L (283) V8 Gas		w/PowerGlide, Std. Delco Unit	DR	DD	12	3838N	
GM 4.6L (283) V8 Gas		w/Std. Trans.	DR	DD	12	3686N	
GM 5.0L (307) V8 Gas	1970	w/CBC Trans., Std. Delco Unit	DR	DD	12	3838N	
GM 5.0L (307) V8 Gas	1970-68	Opt. Hi Performance PG260M	DR	PMGR	12	3631N-PG	
GM 5.0L (307) V8 Gas		w/PowerGlide, Std. Delco Unit	DR	DD	12	3838N	
GM 5.0L (307) V8 Gas		w/Std. Trans.	DR	DD	12	3686N	
GM 5.0L (307) V8 Gas	1969-68	w/Hydro. Trans.	DR	DD	12	3560R	
GM 5.4L (327) V8 Gas	1968-66	Opt. Hi Performance PG260M	DR	PMGR	12	3631N-PG	
GM 5.4L (327) V8 Gas		w/3 Spd. Trans.	DR	DD	12	3686N	
GM 5.4L (327) V8 Gas		w/4 & 5 Spd. Trans.	DR	DD	12	3633N	
GM 5.4L (327) V8 Gas		w/Hydro. Trans.	DR	DD	12	3560R	
GM 5.4L (327) V8 Gas		w/PowerGlide, Std. Delco Unit	DR	DD	12	3838N	
GM 5.4L (327) V8 Gas	1965-63	Std. Unit	DR	DD	12	3633N	
GM 5.7L (350) V8 Gas	1972-71	Std. Unit	DR	DD	12	3633N	
GM 5.7L (350) V8 Gas	1972-69	w/PowerGlide Trans.	DR	DD	12	3627R	
GM 5.7L (350) V8 Gas	1970-69	w/3 Spd. (500 Ser.)	DR	DD	12	3633N	
GM 5.7L (350) V8 Gas		w/3 Spd. (Std.)	DR	DD	12	3686N	
GM 5.7L (350) V8 Gas		w/4 & 5 Spd. Trans.	DR	DD	12	3633N	
GM 5.7L (350) V8 Gas		w/CBC Trans.	DR	DD	12	3627R	
GM 5.7L (350) V8 Gas		w/PowerMatic Trans.	DR	DD	12	3686N	
GM 6.0L (366) V8 Gas	1978	Exc. MD-1 Trans.	DR	DD	12	4174N	

STARTERS

ENGINE	YEAR	APPLICATION	Mfg	Type	Volt	PART NO.	OPT. NO.
Chevrolet (Cont'd)							
TE50 (Cont'd)							
GM 6.0L (366) V8 Gas	1978	w/L86 4BBL Carb.	DR	DD	12	4174N	
GM 6.0L (366) V8 Gas	1978-76	w/MD-1 Trans.	DR	DD	12	3533R	
GM 6.0L (366) V8 Gas	1977-76	Std. Unit	DR	DD	12	4174N	
GM 6.0L (366) V8 Gas		w/MD-4 Trans.	DR	DD	12	3689N	
GM 6.0L (366) V8 Gas	1977-75	ME-6	DR	DD	12	4038N	
GM 6.0L (366) V8 Gas	1974-71	w/Allison AT-475	DR	DD	12	3560R	
GM 6.0L (366) V8 Gas	1971-66	w/4 & 5 Spd. (Opt.)	DR	DD	12	3633N	
GM 7.0L (427) V8 Gas	1978	A.T.	DR	DD	12	3533R	
GM 7.0L (427) V8 Gas		M.T.	DR	DD	12	4038N	
GM 7.0L (427) V8 Gas	1977	Standard	DR	DD	12	4038N	
GM 7.0L (427) V8 Gas		w/MD-1 Trans.	DR	DD	12	3533R	
GM 7.0L (427) V8 Gas	1976-75	Std. Unit	DR	DD	12	4038N	
GM 7.0L (427) V8 Gas	1974-66	Std. Unit	DR	DD	12	4038N	
GM 7.4L (454) V8 Gas	1978-73	Std. Unit	DR	DD	12	4174N	
TE60							
GM 4.6L (283) V8 Gas	1967-66	w/Hydro. Trans.	DR	DD	12	3560R	
GM 4.6L (283) V8 Gas	1967-64	w/PowerGlide, Std. Delco Unit	DR	DD	12	3838N	
GM 4.6L (283) V8 Gas	1967-63	Opt. Hi Performance PG260M	DR	PMGR	12	3631N-PG	
GM 4.6L (283) V8 Gas		w/Std. Trans.	DR	DD	12	3686N	
GM 4.6L (283) V8 Gas	1963	Std. Delco Unit, w/PowerGlide	DR	DD	12	3838N	
GM 5.0L (307) V8 Gas	1970	w/CBC Trans., Std. Delco Unit	DR	DD	12	3838N	
GM 5.0L (307) V8 Gas	1970-68	Opt. Hi Performance PG260M	DR	PMGR	12	3631N-PG	
GM 5.0L (307) V8 Gas		w/PowerGlide, Std. Delco Unit	DR	DD	12	3838N	
GM 5.0L (307) V8 Gas		w/Std. Trans.	DR	DD	12	3686N	
GM 5.0L (307) V8 Gas	1969-68	w/Hydro. Trans.	DR	DD	12	3560R	
GM 5.4L (327) V8 Gas	1968-66	Opt. Hi Performance PG260M	DR	PMGR	12	3631N-PG	
GM 5.4L (327) V8 Gas		w/3 Spd. Trans.	DR	DD	12	3686N	
GM 5.4L (327) V8 Gas		w/4 & 5 Spd. Trans.	DR	DD	12	3633N	
GM 5.4L (327) V8 Gas		w/Hydro. Trans.	DR	DD	12	3560R	
GM 5.4L (327) V8 Gas		w/PowerGlide, Std. Delco Unit	DR	DD	12	3838N	
GM 5.4L (327) V8 Gas	1965-63	Std. Unit	DR	DD	12	3633N	
GM 5.7L (350) V8 Gas	1978-77	w/MD-1	DR	DD	12	3686N	
GM 5.7L (350) V8 Gas	1978-71	Std. Unit	DR	DD	12	3633N	
GM 5.7L (350) V8 Gas	1976	MD-4 Trans. (Std.)	DR	DD	12	3689N	
GM 5.7L (350) V8 Gas	1976-75	MD-1 Trans. (Std.)	DR	DD	12	3686N	
GM 5.7L (350) V8 Gas	1975	MD-1 Trans. (Opt.)	DR	DD	12	3633N	
GM 5.7L (350) V8 Gas		MD-4 Trans. (Std.)	DR	DD	12	3627R	
GM 5.7L (350) V8 Gas	1974-73	A.T.	DR	DD	12	3627R	
GM 5.7L (350) V8 Gas		M.T.	DR	DD	12	3633N	
GM 5.7L (350) V8 Gas	1972-69	w/PowerGlide Trans.	DR	DD	12	3627R	
GM 5.7L (350) V8 Gas	1970-69	w/3 Spd. (500 Ser.)	DR	DD	12	3633N	
GM 5.7L (350) V8 Gas		w/3 Spd. (Std.)	DR	DD	12	3686N	
GM 5.7L (350) V8 Gas		w/4 & 5 Spd. Trans.	DR	DD	12	3633N	
GM 5.7L (350) V8 Gas		w/CBC Trans.	DR	DD	12	3627R	
GM 5.7L (350) V8 Gas		w/PowerMatic Trans.	DR	DD	12	3686N	
GM 6.0L (366) V8 Gas	1975	ME-6	DR	DD	12	4038N	
GM 6.0L (366) V8 Gas	1974-71	w/Allison AT-475	DR	DD	12	3560R	
GM 6.0L (366) V8 Gas	1971-66	w/4 & 5 Spd. (Opt.)	DR	DD	12	3633N	
GM 7.0L (427) V8 Gas	1978	A.T.	DR	DD	12	3533R	
GM 7.0L (427) V8 Gas		M.T.	DR	DD	12	4038N	
GM 7.0L (427) V8 Gas	1977	Standard	DR	DD	12	4038N	
GM 7.0L (427) V8 Gas		w/MD-1 Trans.	DR	DD	12	3533R	
GM 7.0L (427) V8 Gas	1976-75	Std. Unit	DR	DD	12	4038N	
GM 7.0L (427) V8 Gas	1974-66	Std. Unit	DR	DD	12	4038N	
GM 7.4L (454) V8 Gas	1978-73	Std. Unit	DR	DD	12	4174N	
TE65							
GM 6.0L (366) V8 Gas	1978	Exc. MD-1 Trans.	DR	DD	12	4174N	
GM 6.0L (366) V8 Gas		w/L86 4BBL Carb.	DR	DD	12	4174N	
GM 6.0L (366) V8 Gas	1978-76	w/MD-1 Trans.	DR	DD	12	3533R	
GM 6.0L (366) V8 Gas	1977-76	Std. Unit	DR	DD	12	4174N	
GM 6.0L (366) V8 Gas		w/MD-4 Trans.	DR	DD	12	3689N	
GM 6.0L (366) V8 Gas	1977-75	ME-6	DR	DD	12	4038N	
GM 6.0L (366) V8 Gas	1974-71	w/Allison AT-475	DR	DD	12	3560R	
GM 6.0L (366) V8 Gas	1971-66	w/4 & 5 Spd. (Opt.)	DR	DD	12	3633N	
GM 7.0L (427) V8 Gas	1978	A.T.	DR	DD	12	3533R	

STARTERS

STARTERS

ENGINE	YEAR	APPLICATION	Mfg	Type	Volt	PART NO.	OPT. NO.
Chevrolet (Cont'd)							
TE65 (Cont'd)							
GM 7.0L (427) V8 Gas	1978	M.T.	DR	DD	12	4038N	
GM 7.0L (427) V8 Gas	1977	Standard	DR	DD	12	4038N	
GM 7.0L (427) V8 Gas		w/MD-1 Trans.	DR	DD	12	3533R	
GM 7.0L (427) V8 Gas	1976-75	Std. Unit	DR	DD	12	4038N	
GM 7.0L (427) V8 Gas	1974-66	Std. Unit	DR	DD	12	4038N	
GM 7.4L (454) V8 Gas	1978-73	Std. Unit	DR	DD	12	4174N	
TJ70							
GMC Toro-Flo DH-637	1968-66	Std. Unit	DR	PLGR	12	6907N	
TM65							
GM 5.0L (305) V6 Gas	1974-67	Optional	DR	DD	12	4038N	
GM 5.0L (305) V6 Gas		Standard	DR	DD	12	4038N	
GM 5.8L (351) V6 Gas	1972-71	w/Allison AT-540	DR	DD	12	3686N	
GM 5.8L (351) V6 Gas	1972-67	Standard	DR	DD	12	4038N	
GM 5.8L (351) V6 Gas	1970-67	Optional	DR	DD	12	4038N	
GM 6.2L (379) V6 Gas	1974-73	Std. Unit	DR	DD	12	4038N	
TM70							
GM 5.0L (305) V6 Gas	1974-67	Optional	DR	DD	12	4038N	
GM 5.0L (305) V6 Gas		Standard	DR	DD	12	4038N	
GM 5.8L (351) V6 Gas	1972-71	w/Allison AT-540	DR	DD	12	3686N	
GM 5.8L (351) V6 Gas	1972-67	Standard	DR	DD	12	4038N	
GM 5.8L (351) V6 Gas	1970-67	Optional	DR	DD	12	4038N	
GM 6.2L (379) V6 Gas	1974-73	Std. Unit	DR	DD	12	4038N	
TM80							
GM 5.0L (305) V6 Gas	1974-67	Optional	DR	DD	12	4038N	
GM 5.0L (305) V6 Gas		Standard	DR	DD	12	4038N	
GM 5.8L (351) V6 Gas	1972-71	w/Allison AT-540	DR	DD	12	3686N	
GM 5.8L (351) V6 Gas	1972-67	Standard	DR	DD	12	4038N	
GM 5.8L (351) V6 Gas	1970-67	Optional	DR	DD	12	4038N	
GM 6.2L (379) V6 Gas	1974-73	Std. Unit	DR	DD	12	4038N	
TW90							
DD 6V-71 (N, NE, T)	1976-73	Std. Unit	DR	DD	12	3974N	6356N
DD 6V-71 (N, NE, T)	1976-67	Std. Unit	DR	PLGR	12	6924N	
DD 6V-71 (N, NE, T)	1972-67	Std. Unit	DR	DD	12	3974N	6356N
V20							
L6 4.8L 292cid	1987	4WD, M.T.	DR	DD	12	3510MN	
L6 4.8L 292cid		A.T.	DR	DD	12	3733N	
V8 5.7L 350cid		A.T.	DR	DD	12	3733N	
V8 5.7L 350cid		M.T.	DR	DD	12	3510MN	
V8 6.2L 379cid		A.T., Diesel	DR	OSGR	12	6468N	6469N
V8 6.2L 379cid		M.T., Diesel	DR	OSGR	12	6469N	
V20 Suburban							
V8 5.7L 350cid	1988-87	A.T.	DR	DD	12	3733N	
V8 5.7L 350cid		M.T.	DR	DD	12	3510MN	
V8 6.2L 379cid		A.T., Diesel	DR	OSGR	12	6468N	6469N
V8 6.2L 379cid		M.T., Diesel	DR	OSGR	12	6469N	
V8 7.4L 454cid		A.T.	DR	DD	12	3733N	
V8 7.4L 454cid		M.T.	DR	DD	12	3510MN	
V2500 Suburban							
V8 5.7L 350cid	1991	Std. Unit	DR	DD	12	3733N	
V8 5.7L 350cid	1990-89	A.T.	DR	DD	12	3733N	
V8 5.7L 350cid		M.T.	DR	DD	12	3510MN	
V8 6.2L 379cid	1991	Diesel	DR	OSGR	12	6468N	6469N
V8 6.2L 379cid	1990-89	A.T., Diesel	DR	OSGR	12	6468N	6469N
V8 6.2L 379cid		M.T., Diesel	DR	OSGR	12	6469N	
V8 7.4L 454cid	1990	A.T.	DR	DD	12	3733N	
V8 7.4L 454cid		M.T.	DR	DD	12	3510MN	
V30							
L6 4.8L 292cid	1988-87	4WD, M.T.	DR	DD	12	3510MN	
L6 4.8L 292cid		A.T.	DR	DD	12	3733N	
V8 5.7L 350cid		A.T.	DR	DD	12	3733N	
V8 5.7L 350cid		M.T.	DR	DD	12	3510MN	

STARTERS

ENGINE	YEAR	APPLICATION	Mfg	Type	Volt	PART NO.	OPT. NO.
Chevrolet (Cont'd)							
V30 (Cont'd)							
V8 6.2L 379cid	1988-87	A.T., Diesel	DR	OSGR	12	6468N	6469N
V8 6.2L 379cid		M.T., Diesel	DR	OSGR	12	6469N	
V8 7.4L 454cid		A.T.	DR	DD	12	3733N	
V8 7.4L 454cid		M.T.	DR	DD	12	3510MN	
V3500							
V8 5.7L 350cid	1991-89	A.T.	DR	DD	12	3733N	6469N
V8 5.7L 350cid		M.T.	DR	DD	12	3510MN	
V8 6.2L 379cid		A.T., Diesel	DR	OSGR	12	6468N	
V8 6.2L 379cid		M.T., Diesel	DR	OSGR	12	6469N	
V8 7.4L 454cid		A.T.	DR	DD	12	3733N	
V8 7.4L 454cid		M.T.	DR	DD	12	3510MN	
V60							
GMC Toro-Flo D-478	1965-63	Std. Unit	DR	PLGR	12	6907N	
V80							
GMC Toro-Flo D-478	1965-63	Std. Unit	DR	PLGR	12	6907N	
W3500 Tiltmaster							
4 Cyl. 3.9L 236cid	1994	4BD2, Denso OSGR, 11T, 3.0kW	ND	OSGR	12	16881N	
Isuzu 3.9L - 4BD2 Eng.	2001-99	Denso OSGR, 11T, CCW	ND	OSGR	12	18500N	
L4 3.9L 236cid	1998	4BD2, Denso System	ND	OSGR	12	18407N	
L4 3.9L 236cid	1997-95	4BD2, Denso OSGR, 11T, 3.0kW	ND	OSGR	12	16881N	
L4 4.8L 290cid	2001-99	Denso OSGR, 11T, CCW	ND	OSGR	12	18500N	
L4 4.8L 290cid	1998	Denso System	ND	OSGR	12	18407N	
V8 5.7L 350cid	2001-95	Delco System	DR	PMGR	12	6449N	
W4500 Tiltmaster							
4 Cyl. 3.9L 236cid	1997-93	Denso OSGR, 11T, 3.0kW	ND	OSGR	12	16881N	
4 Cyl. 3.9L 236cid	1992-90	Denso OSGR, 11T, 3.0kW, Std.	ND	OSGR	12	16881N	
GM 5.7L (350) V8 Gas	1997-93	Delco System	DR	PMGR	12	6449N	
Isuzu 3.9L - 4BD1 Eng.	1989-86	Denso OSGR, 11T, 3.0kW, Std.	ND	OSGR	12	16881N	
Isuzu 3.9L - 4BD2 Eng.	2001-99	Denso OSGR, 11T, CCW	ND	OSGR	12	18500N	
L4 3.9L 236cid	1998	4BD2, Denso System	ND	OSGR	12	18407N	
L4 4.8L 290cid	2001-99	Denso OSGR, 11T, CCW	ND	OSGR	12	18500N	
V8 5.7L 350cid	2001-98	Delco System	DR	PMGR	12	6449N	
W5500 Tiltmaster							
4 Cyl. 4.8L 290cid	1999	Denso OSGR, 11T, CCW	ND	OSGR	12	18500N	
GM 5.7L (350) V8 Gas	2001-94	Delco System	DR	PMGR	12	6449N	
Isuzu 3.9L - 4BD2 Eng.	2001-99	Denso OSGR, 11T, CCW	ND	OSGR	12	18500N	
Isuzu 3.9L - 4BD2 Eng.	1997-94	Denso OSGR, 11T, 3.0kW	ND	OSGR	12	16881N	
Isuzu 6.5L - 6BG1 Eng.	1994-84	Denso OSGR, 11T, 3.0kW, Std.	ND	OSGR	12	16881N	
L4 4.8L 290cid	2001-00	Denso OSGR, 11T, CCW	ND	OSGR	12	18500N	
W6							
GM 5.7L (350) V8 Gas	1982	w/13" Clutch (H.D.)	DR	DD	12	4174N	
GM 5.7L (350) V8 Gas	1982-81	Tiltmaster , w/ 12" Clutch (H.D.)	DR	DD	12	3533R	
GM 5.7L (350) V8 Gas	1982-79	Tiltmaster , w/A.T.	DR	DD	12	3533R	
GM 5.7L (350) V8 Gas		Tiltmaster w/12" Clutch (Std.)	DR	DD	12	3686N	
GM 5.7L (350) V8 Gas		Tiltmaster w/13" Clutch (Std.)	DR	DD	12	3633N	
GM 6.0L (366) V8 Gas	1982	Tiltmaster , B6P042 (Std.)	DR	DD	12	4038N	
GM 6.0L (366) V8 Gas		Tiltmaster , w/A.T.	DR	DD	12	3533R	
GM 6.0L (366) V8 Gas	1982-79	Std. Unit	DR	DD	12	4174N	
GM 6.0L (366) V8 Gas	1981	Tiltmaster , w/ Allison AT-540	DR	DD	12	3533R	
GM 7.0L (427) V8 Gas	1982-79	Tiltmaster , w/A.T.	DR	DD	12	3533R	
GM 7.0L (427) V8 Gas		Tiltmaster w/ MT	DR	DD	12	4038N	
Isuzu 5.8L - 6BD1 Eng.	1993-84	Tiltmaster, Denso OSGR, 11T, 3.0kW, Std.	ND	OSGR	12	16881N	
Isuzu 5.8L - 6BD2 Eng.	1993	Tiltmaster, Denso OSGR, 11T, 3.0kW, Std.	ND	OSGR	12	16881N	
Isuzu 6.5L - 6BG1 Eng.	1994-84	Tiltmaster, Denso OSGR, 11T, 3.0kW, Std.	ND	OSGR	12	16881N	
W7							
GM 5.7L (350) V8 Gas	1982-81	Tiltmaster , w/ 12" Clutch (H.D.)	DR	DD	12	3533R	
GM 5.7L (350) V8 Gas		w/13" Clutch (H.D.)	DR	DD	12	4174N	
GM 5.7L (350) V8 Gas	1982-79	Tiltmaster , w/A.T.	DR	DD	12	3533R	
GM 5.7L (350) V8 Gas		Tiltmaster w/12" Clutch (Std.)	DR	DD	12	3686N	
GM 5.7L (350) V8 Gas		Tiltmaster w/13" Clutch (Std.)	DR	DD	12	3633N	
GM 6.0L (366) V8 Gas	1982	Tiltmaster , B6P042 (Std.)	DR	DD	12	4038N	
GM 6.0L (366) V8 Gas		Tiltmaster , w/A.T.	DR	DD	12	3533R	

STARTERS

ENGINE	YEAR	APPLICATION	Mfg	Type	Volt	PART NO.	OPT. NO.
Chevrolet (Cont'd)							
W7 (Cont'd)							
GM 6.0L (366) V8 Gas	1982-79	Std. Unit	DR	DD	12	4174N	
GM 6.0L (366) V8 Gas	1981	Tiltmaster , w/ Allison AT-540	DR	DD	12	3533R	
GM 7.0L (427) V8 Gas	1982-79	Tiltmaster , w/A. T.	DR	DD	12	3533R	
GM 7.0L (427) V8 Gas		Tiltmaster w/ MT	DR	DD	12	4038N	
Isuzu 5.8L - 6BD1 Eng.	1993-84	Tiltmaster, Denso OSGR, 11T, 3.0kW, Std.	ND	OSGR	12	16881N	
Isuzu 5.8L - 6BD2 Eng.	1993	Tiltmaster, Denso OSGR, 11T, 3.0kW, Std.	ND	OSGR	12	16881N	
Isuzu 6.5L - 6BG1 Eng.	1994-84	Tiltmaster, Denso OSGR, 11T, 3.0kW, Std.	ND	OSGR	12	16881N	
WM80							
GM 6.6L (401) V6 Gas	1972-71	Std. Unit	DR	DD	12	4038N	
WT5500							
GM 7.8L (476) Diesel	2002-99	Denso System	ND	OSGR	12	18136N	
WW90							
DD 6V-71 (N, NE, T)	1976-73	Std. Unit	DR	DD	12	3974N	6356N
DD 6V-71 (N, NE, T)	1976-67	Std. Unit	DR	PLGR	12	6924N	
DD 6V-71 (N, NE, T)	1972-67	Std. Unit	DR	DD	12	3974N	6356N
Consolidated Diesel							
4B							
3.9L	1992-91	Dry Clutch	DR	OSGR	24	6582N	
3.9L		Dry Clutch, Delco 28MT	DR	OSGR	12	6573N	6840N
3.9L		Wet Clutch	DR	OSGR	24	6582N	
3.9L		Wet Clutch	DR	OSGR	12	6583N	6840N
5.9L		Dry Clutch	DR	OSGR	24	6582N	
5.9L		Dry Clutch, Delco 28MT	DR	OSGR	12	6573N	6840N
5.9L		Wet Clutch	DR	OSGR	24	6582N	
5.9L		Wet Clutch	DR	OSGR	12	6583N	6840N
6B							
5.9L	1992-91	Dry Clutch	DR	OSGR	24	6582N	
5.9L		Dry Clutch, Delco 28MT	DR	OSGR	12	6573N	6840N
5.9L		Wet Clutch	DR	OSGR	24	6582N	
5.9L		Wet Clutch	DR	OSGR	12	6583N	6840N
6C							
8.3L Eng	1992-91	Delco 42MT	DR	DD	12	6371N	6907N
8.3L Eng		DR 39MT service repl., 24V/ 12T w/ IMS	DR	PLGR	24	6803N	6823N
8.3L Eng		DR 39MT service repl., 24V/ 12T w/o IMS	DR	PLGR	24	6803N	6823N
8.3L Eng		DR/42MT, 24V / 12T	DR	DD	24	6360N	6823N
8.3L Eng		Opt. 39MT service repl., 24V / 12T, w/IMS	DR	PLGR	24	6823N	
8.3L Eng		Opt. 39MT service repl., 24V / 12T, w/o IMS	DR	PLGR	24	6826N	6823N
8.3L Eng		Opt. 39MT service repl., rotatable DEH, 24V / 12T, w/IMS	DR	PLGR	24	6823N	
8.3L Eng		Std. Unit	DR	DD	24	6359N-PT	
8.3L Eng		Std. Unit	DR	DD	12	6380N-PT	6907N
Cummins Engines							
855 Series							
10.0L	1985-83	Delco System	DR	DD	24	3745N	6370N
10.0L		Delco System	DR	DD	12	3974N	6356N
10.0L		Delco System	DR	DD	12	6356N	6924N
14.0L Eng.	1985-84	42MT / 24V	DR	DD	24	6370N	6853N
14.0L Eng.		Opt.39MT service repl., 24V / 11T	DR	PLGR	24	6819N	
14.0L Eng.	1985-83	Delco System	DR	DD	24	3745N	6370N
14.0L Eng.	1984	Delco System	DR	DD	24	3745N	6370N
14.0L Eng.	1983	42MT / 24V	DR	DD	24	6370N	6853N
14.0L Eng.		Opt.39MT service repl., 24V / 11T	DR	PLGR	24	6819N	
B Series							
5.9L	2000-94	Delco 28MT	DR	OSGR	12	6573N	6840N
5.9L	1999-94	Denso OSGR, Grd.stud in DE Hsg.	ND	OSGR	12	16990N	
5.9L		Denso System, 12V	ND	OSGR	12	17548N	
5.9L		Denso System, 24V, Std.	ND	OSGR	24	18402N	
5.9L	1988-80	Delco System	MI	OSGR	12	17037N	17577N
5.9L	1985-80	Delco System	DR	DD	12	6391N-PT	

STARTERS

ENGINE	YEAR	APPLICATION	Mfg	Type	Volt	PART NO.	OPT. NO.
Cummins Engines (Cont'd)							
B Series (Cont'd)							
5.9L	1985-80	Delco System	ND	OSGR	12	17215N	
C Series							
8.3L	1988-87	37MT / 24V	DR	DD	24	6359N-PT	
8.3L		Delco 40MT ,RH Mount, CCW Rot. / 11T	DR	DD	12	3290N	
8.3L		Delco 40MT, CCW Rot. / 11T	DR	DD	12	3290N	
8.3L		Delco 42MT, CCW Rot. / 11T	DR	DD	12	6261N	
8.3L		DR 39MT service repl., 24V/ 12T w/ IMS	DR	PLGR	24	6803N	6823N
8.3L		DR 39MT service repl., 24V/ 12T w/o IMS	DR	PLGR	24	6803N	6823N
8.3L		Opt.38MT service repl., 24V / 12T	DR	PLGR	24	6833N	
8.3L		Opt.39MT service repl. w/IMS	DR	PLGR	12	6908N	6908N
8.3L	1986-83	Delco 42MT	DR	DD	12	6371N	6907N
8.3L		Delco System	DR	DD	24	6359N-PT	
8.3L		Delco System	DR	DD	12	6380N-PT	6907N
8.3L		Delco, 42MT/ 24V	DR	DD	24	6363N	6823N
8.3L Eng	1988-87	Opt. 39MT service repl., 24V / 12T, w/IMS	DR	PLGR	24	6823N	
8.3L Eng		Opt. 39MT service repl., 24V / 12T, w/o IMS	DR	PLGR	24	6826N	6823N
8.3L Eng		Opt. 39MT service repl., rotatable DEH, 24V / 12T, w/IMS	DR	PLGR	24	6823N	
8.3L Eng	1986-83	Opt. 39MT service repl., 24V / 12T, w/IMS	DR	PLGR	24	6823N	
8.3L Eng		Opt. 39MT service repl., 24V / 12T, w/o IMS	DR	PLGR	24	6826N	6823N
8.3L Eng		Opt. 39MT service repl., rotatable DEH, 24V / 12T, w/IMS	DR	PLGR	24	6823N	
ISC Series							
Cummins ISC, 8.3L	2007-03	DR 39MT service repl., 24V/ 12T w/ IMS	DR	PLGR	24	6803N	6823N
Cummins ISC, 8.3L		DR 39MT service repl., 24V/ 12T w/o IMS	DR	PLGR	24	6803N	6823N
Cummins ISC, 8.3L		Opt. 39MT service repl., 24V / 12T, w/IMS	DR	PLGR	24	6823N	
Cummins ISC, 8.3L		Opt. 39MT service repl., 24V / 12T, w/o IMS	DR	PLGR	24	6826N	6823N
Cummins ISC, 8.3L		Opt. 39MT service repl., rotatable DEH, 24V / 12T, w/IMS	DR	PLGR	24	6823N	
Cummins ISC, 8.3L	2006-03	Delco 38MT / 24V, w/IMS	DR	PLGR	24	6833N	
K Series							
K38	1992	50 MT, 24Volt	DR	DD	24	4930N	
K38	1991	50 MT, 24Volt	DR	DD	24	4930N	
Various Eng.	1990-83	50 MT, 24Volt	DR	DD	24	4930N	
L Series							
10.0L	1993-91	42MT / 24V	DR	DD	24	6370N	6853N
10.0L		42MT, 24Volt	DR	DD	24	6370N	6853N
10.0L		Opt.39MT service repl., 24V / 11T	DR	PLGR	24	6819N	
10.0L	1993-83	Delco System	DR	DD	12	6356N	6924N
10.0L	1990-83	Delco System	DR	DD	24	3745N	6370N
10.0L		Delco System	DR	DD	12	3974N	6356N
14.0L Eng.	1999-94	Delco System	DR	DD	12	6356N	6924N
14.0L Eng.		DR 39MT service repl., 24V/ 12T w/ IMS	DR	PLGR	24	6803N	6823N
14.0L Eng.		DR 39MT service repl., 24V/ 12T w/o IMS	DR	PLGR	24	6803N	6823N
14.0L Eng.		Opt. 39MT service repl., 24V / 12T, w/IMS	DR	PLGR	24	6823N	
14.0L Eng.		Opt. 39MT service repl., 24V / 12T, w/o IMS	DR	PLGR	24	6826N	6823N
14.0L Eng.		Opt. 39MT service repl., rotatable DEH, 24V / 12T, w/IMS	DR	PLGR	24	6823N	
14.0L Eng.	1993-91	42MT, 24Volt	DR	DD	24	6370N	6853N
14.0L Eng.		Delco System	DR	DD	12	6356N	6924N
14.0L Eng.	1993-83	42MT / 24V	DR	DD	24	6370N	6853N
14.0L Eng.		Opt.39MT service repl., 24V / 11T	DR	PLGR	24	6819N	
14.0L Eng.	1990-85	42MT / 24V	DR	DD	24	6370N	6853N
14.0L Eng.		Opt.39MT service repl., 24V / 11T	DR	PLGR	24	6819N	
14.0L Eng.	1990-83	Delco System	DR	DD	24	3745N	6370N
14.0L Eng.	1989-88	Delco System	DR	DD	24	3745N	6370N
V Series							
6.2L	1985-83	Delco 37MT,24V / 12T	DR	DD	24	6359N-PT	
6.2L		Opt.38MT service repl., 24V / 12T	DR	PLGR	24	6833N	
6.2L		Std. 37MT, w/o OCP	DR	PLGR	12	6907N	
8.3L		Delco System	DR	DD	12	3339N	18572N
9.1L		42MT / 24V	DR	DD	24	6370N	6853N
9.1L		Delco 40MT ,RH Mount, CCW Rot. / 11T	DR	DD	12	3290N	

STARTERS

STARTERS

ENGINE	YEAR	APPLICATION	Mfg	Type	Volt	PART NO.	OPT. NO.
Cummins Engines (Cont'd)							
V Series (Cont'd)							
9.1L	1985-83	Delco 40MT, CCW Rot. / 11T	DR	DD	12	3290N	
9.1L		Delco 42MT, CCW Rot. / 11T	DR	DD	12	6261N	
9.1L		Delco System	DR	DD	24	3745N	6370N
9.1L		Delco System	DR	DD	24	3948N	6360N
9.1L		Delco System	DR	DD	12	3974N	6356N
9.1L		Delco System	DR	DD	12	6356N	6924N
9.1L		Delco System	DR	DD	24	6360N	6823N
9.1L		Opt.39MT service repl., 24V / 11T	DR	PLGR	24	6819N	
DAF							
95 XF							
VF390M	2010-97	Bosch DD, 24V / 11T	BO	DD	24	30107N	
XF280M		Bosch DD, 24V / 11T	BO	DD	24	30107N	
XF315M		Bosch DD, 24V / 11T	BO	DD	24	30107N	
XF355M		Bosch DD, 24V / 11T	BO	DD	24	30107N	
Diamond T							
431							
IHC XL-264	1958	Delco System	DR	DD	12	4149R	
430-C							
IHC XL-264	1958	Delco System	DR	DD	12	4149R	
Dodge							
All Models (By Engine)							
Chrysler 3.7L (225) L6	1977-63	Models w/AT	ND	OSGR	12	17466N	
Chrysler 3.7L (225) L6		Models w/MT	CR	DD	12	3248R	
Chrysler 5.2L (318) V8		Models w/AT	ND	OSGR	12	17466N	
Chrysler 5.2L (318) V8		Models w/MT	CR	DD	12	3248R	
Chrysler 5.9L (360) V8	1977-73	Standard Starter	ND	OSGR	12	17466N	
Chrysler 5.9L (361) V8	1976-63	M.T.	CR	DD	12	3252R	
Chrysler 5.9L (361) V8		Models w/AT	ND	OSGR	12	17466N	
Chrysler 6.3L (383) V8		Standard Starter	ND	OSGR	12	17466N	
Chrysler 6.6L (400) V8	1977-73	Standard Starter	ND	OSGR	12	17466N	
Chrysler 6.8L (413) V8	1976-63	M.T.	CR	DD	12	3252R	
Chrysler 6.8L (413) V8		Models w/AT	ND	OSGR	12	17466N	
Chrysler 7.2L (440) V8	1977-73	Standard Starter	ND	OSGR	12	17466N	
Cummins NH-230	1972-65	CN-9 / CNT-9	DR	DD	12	3974N	6356N
Cummins NH-230		LN-10 / LNT-10	DR	DD	12	3974N	6356N
Cummins NH-250		CN-9 / CNT-9	DR	DD	12	3974N	6356N
Cummins NHC-250		LN-10 / LNT-10	DR	DD	12	3974N	6356N
Cummins NTC-280		LN-10 / LNT-10	DR	DD	12	3974N	6356N
Cummins NTC-335		LN-10 / LNT-10	DR	DD	12	3974N	6356N
Cummins V8-185	1968-67	L-700	DR	PLGR	12	6919N	
Cummins V8-185		PC / PD	DR	PLGR	12	6919N	
DD 8V-71	1972-69	CN-9 / CNT-9	DR	DD	12	3974N	6356N
DD 8V-71		LS-10 / LT-10	DR	DD	12	3974N	6356N
DD 8V-71	1968	LV / LVT-1000	DR	PLGR	12	6924N	
DD 8V-71	1968-65	PC / PD	DR	PLGR	12	6924N	
DD 8V-71	1967-65	LV / LVT-1000	DR	DD	12	3974N	6356N
Perkins 5.8L (354)	1972-65	All Models	DR	DD	12	3720R	
B200							
L6 3.7L 225cid	1979	Std. Unit	ND	OSGR	12	17466N	
L6 3.7L 3687cc 225cid	1980-75	Std. Unit	ND	OSGR	12	17466N	
V8 5.2L 5211cc 318cid		Std. Unit	ND	OSGR	12	17466N	
V8 5.9L 360cid		Std. Unit	ND	OSGR	12	17466N	
V8 6.6L 400cid	1978-76	Std. Unit	ND	OSGR	12	17466N	
V8 7.2L 440cid	1978-75	Std. Unit	ND	OSGR	12	17466N	
B200 Van							
L6 3.2L 198cid	1971	A.T.	ND	OSGR	12	17466N	
L6 3.2L 198cid		M.T.	CR	DD	12	3248R	
L6 3.2L 3254cc 198cid	1972-71	A.T.	ND	OSGR	12	17466N	
L6 3.2L 3254cc 198cid		M.T.	CR	DD	12	3248R	

STARTERS

ENGINE	YEAR	APPLICATION	Mfg	Type	Volt	PART NO.	OPT. NO.
Dodge (Cont'd)							
B200 Van (Cont'd)							
L6 3.7L 225cid	1971	Std. Unit	ND	OSGR	12	17466N	
L6 3.7L 3687cc 225cid	1974-71	Std. Unit	ND	OSGR	12	17466N	
V8 5.2L 318cid		Std. Unit	ND	OSGR	12	17466N	
V8 5.2L 5212cc 318cid		Std. Unit	ND	OSGR	12	17466N	
V8 5.9L 360cid		Std. Unit	ND	OSGR	12	17466N	
V8 5.9L 5899cc 360cid		Std. Unit	ND	OSGR	12	17466N	
V8 5.9L 5900cc 360cid		Std. Unit	ND	OSGR	12	17466N	
V8 6.6L 400cid		Std. Unit	ND	OSGR	12	17466N	
V8 6.6L 6555cc 400cid		Std. Unit	ND	OSGR	12	17466N	
V8 6.6L 6556cc 400cid		Std. Unit	ND	OSGR	12	17466N	
V8 7.2L 440cid	1974	Std. Unit	ND	OSGR	12	17466N	
V8 7.2L 7211cc 440cid		Std. Unit	ND	OSGR	12	17466N	
V8 7.2L 7212cc 440cid		Std. Unit	ND	OSGR	12	17466N	
B250							
L6 3.7L 3687cc 225cid	1987-81	Std. Unit	ND	OSGR	12	17466N	
V6 3.9L 3906cc 239cid	1994-91	NDenso Unit	ND	OSGR	12	17466N	
V6 3.9L 3906cc 239cid	1990-88	NDenso Unit, w/Heat Shield	ND	OSGR	12	17084N	
V6 3.9L 3906cc 239cid		NDenso Unit, w/o Heat Shield	ND	OSGR	12	17084N	
V8 5.2L 5211cc 318cid	1994-91	NDenso Unit	ND	OSGR	12	17466N	
V8 5.2L 5211cc 318cid	1990-88	w/Heat Shield	ND	OSGR	12	17084N	
V8 5.2L 5211cc 318cid		w/o Heat Shield	ND	OSGR	12	17084N	
V8 5.2L 5211cc 318cid	1987-81	Std. Unit	ND	OSGR	12	17466N	
V8 5.9L 360cid	1994-91	NDenso Unit	ND	OSGR	12	17466N	
V8 5.9L 360cid	1990-88	w/Heat Shield	ND	OSGR	12	17084N	
V8 5.9L 360cid		w/o Heat Shield	ND	OSGR	12	17084N	
V8 5.9L 360cid	1987-81	Std. Unit	ND	OSGR	12	17466N	
B2500							
V6 3.9L 3906cc 239cid	1997-96	NDenso Unit	ND	OSGR	12	17573N	
V6 3.9L 3906cc 239cid	1995	NDenso Unit	ND	OSGR	12	17466N	
V8 5.2L 5211cc 318cid	1998-96	Std. Unit	ND	OSGR	12	17573N	
V8 5.2L 5211cc 318cid	1995	NDenso Unit	ND	OSGR	12	17466N	
V8 5.9L 360cid	1998-96	Std. Unit	ND	OSGR	12	17573N	
V8 5.9L 360cid	1995	NDenso Unit	ND	OSGR	12	17466N	
B300							
L6 3.7L 225cid	1980	Std. Unit	ND	OSGR	12	17466N	
L6 3.7L 3687cc 225cid	1979-75	Std. Unit	ND	OSGR	12	17466N	
V8 5.2L 5211cc 318cid	1980-75	Std. Unit	ND	OSGR	12	17466N	
V8 5.9L 360cid		Std. Unit	ND	OSGR	12	17466N	
V8 6.6L 400cid	1978-76	Std. Unit	ND	OSGR	12	17466N	
V8 7.2L 440cid	1978-75	Std. Unit	ND	OSGR	12	17466N	
B300 Van							
L6 3.7L 225cid	1971	Std. Unit	ND	OSGR	12	17466N	
L6 3.7L 3687cc 225cid	1974-71	Std. Unit	ND	OSGR	12	17466N	
V8 5.2L 318cid		Std. Unit	ND	OSGR	12	17466N	
V8 5.2L 5212cc 318cid		Std. Unit	ND	OSGR	12	17466N	
V8 5.9L 360cid		Std. Unit	ND	OSGR	12	17466N	
V8 5.9L 5899cc 360cid		Std. Unit	ND	OSGR	12	17466N	
V8 5.9L 5900cc 360cid		Std. Unit	ND	OSGR	12	17466N	
V8 6.6L 6555cc 400cid		Std. Unit	ND	OSGR	12	17466N	
V8 7.2L 7211cc 440cid	1974	Std. Unit	ND	OSGR	12	17466N	
B350							
V8 5.2L 5211cc 318cid	1994-91	NDenso Unit	ND	OSGR	12	17466N	
V8 5.2L 5211cc 318cid	1990-88	w/Heat Shield	ND	OSGR	12	17084N	
V8 5.2L 5211cc 318cid		w/o Heat Shield	ND	OSGR	12	17084N	
V8 5.2L 5211cc 318cid	1987-81	Std. Unit	ND	OSGR	12	17466N	
V8 5.9L 360cid	1994-91	NDenso Unit	ND	OSGR	12	17466N	
V8 5.9L 360cid	1990-88	w/Heat Shield	ND	OSGR	12	17084N	
V8 5.9L 360cid		w/o Heat Shield	ND	OSGR	12	17084N	
V8 5.9L 360cid	1987-81	Std. Unit	ND	OSGR	12	17466N	
B3500							
V8 5.2L 5211cc 318cid	1998-96	Std. Unit	ND	OSGR	12	17573N	
V8 5.2L 5211cc 318cid	1995	NDenso Unit	ND	OSGR	12	17466N	
V8 5.9L 360cid	1998-96	Std. Unit	ND	OSGR	12	17573N	

STARTERS

STARTERS

ENGINE	YEAR	APPLICATION	Mfg	Type	Volt	PART NO.	OPT. NO.
Dodge (Cont'd)							
B3500 (Cont'd)							
V8 5.9L 360cid	1995	NDenso Unit	ND	OSGR	12	17466N	
CB300							
V8 5.9L 360cid	1980	VIN K	ND	OSGR	12	17466N	
V8 5.9L 360cid		VIN T	ND	OSGR	12	17466N	
D200							
L6 3.7L 3687cc 225cid	1980-75	Std. Unit	ND	OSGR	12	17466N	
V8 5.2L 5211cc 318cid		Std. Unit	ND	OSGR	12	17466N	
V8 5.9L 360cid		Std. Unit	ND	OSGR	12	17466N	
V8 6.6L 400cid	1978-75	Std. Unit	ND	OSGR	12	17466N	
V8 7.2L 440cid		Std. Unit	ND	OSGR	12	17466N	
D200 Pickup							
L6 3.7L 3687cc 225cid	1974-69	Std. Unit	ND	OSGR	12	17466N	
L6 3.7L 3687cc 225cid	1968	A.T.	ND	OSGR	12	17466N	
L6 3.7L 3687cc 225cid		M.T.	CR	DD	12	3248R	
V8 5.2L 318cid	1974-69	Std. Unit	ND	OSGR	12	17466N	
V8 5.2L 318cid	1968	A.T.	ND	OSGR	12	17466N	
V8 5.2L 318cid		M.T.	CR	DD	12	3248R	
V8 5.2L 5212cc 318cid	1974-69	Std. Unit	ND	OSGR	12	17466N	
V8 5.2L 5212cc 318cid	1968	A.T.	ND	OSGR	12	17466N	
V8 5.2L 5212cc 318cid		M.T.	CR	DD	12	3248R	
V8 5.9L 360cid	1974-71	Std. Unit	ND	OSGR	12	17466N	
V8 5.9L 5899cc 360cid		Std. Unit	ND	OSGR	12	17466N	
V8 5.9L 5900cc 360cid		Std. Unit	ND	OSGR	12	17466N	
V8 6.3L 383cid	1971-68	Std. Unit	ND	OSGR	12	17466N	
V8 6.3L 6286cc 383cid		Std. Unit	ND	OSGR	12	17466N	
V8 6.6L 400cid	1974-71	Std. Unit	ND	OSGR	12	17466N	
V8 6.6L 6555cc 400cid		Std. Unit	ND	OSGR	12	17466N	
V8 6.6L 6556cc 400cid		Std. Unit	ND	OSGR	12	17466N	
V8 7.2L 440cid	1974-73	Std. Unit	ND	OSGR	12	17466N	
V8 7.2L 7211cc 440cid		Std. Unit	ND	OSGR	12	17466N	
V8 7.2L 7212cc 440cid		Std. Unit	ND	OSGR	12	17466N	
D200 Series							
L6 3.7L 3687cc 225cid	1967-63	A.T.	ND	OSGR	12	17466N	
L6 3.7L 3687cc 225cid		M.T.	CR	DD	12	3248R	
V8 5.2L 5212cc 318cid		A.T.	ND	OSGR	12	17466N	
V8 5.2L 5212cc 318cid		M.T.	CR	DD	12	3248R	
V8 6.3L 6286cc 383cid		Std. Unit	ND	OSGR	12	17466N	
D250							
L6 3.7L 3687cc 225cid	1987-81	Std. Unit	ND	OSGR	12	17466N	
L6 5.9L 359cid	1993-89	Diesel Cummins Eng	ND	OSGR	12	17215N	
V6 3.9L 3906cc 239cid	1993-91	NDenso Unit	ND	OSGR	12	17466N	
V6 3.9L 3906cc 239cid	1990-88	w/Heat Shield	ND	OSGR	12	17084N	
V6 3.9L 3906cc 239cid		w/o Heat Shield	ND	OSGR	12	17084N	
V8 5.2L 5211cc 318cid	1993-91	NDenso Unit	ND	OSGR	12	17466N	
V8 5.2L 5211cc 318cid	1990-88	w/Heat Shield	ND	OSGR	12	17084N	
V8 5.2L 5211cc 318cid		w/o Heat Shield	ND	OSGR	12	17084N	
V8 5.2L 5211cc 318cid	1987-81	Std. Unit	ND	OSGR	12	17466N	
V8 5.9L 360cid	1993-91	NDenso Unit	ND	OSGR	12	17466N	
V8 5.9L 360cid	1990-88	w/Heat Shield	ND	OSGR	12	17084N	
V8 5.9L 360cid		w/o Heat Shield	ND	OSGR	12	17084N	
V8 5.9L 360cid	1987-81	Std. Unit	ND	OSGR	12	17466N	
D300							
L6 3.7L 3687cc 225cid	1978-75	Std. Unit	ND	OSGR	12	17466N	
V8 5.2L 5211cc 318cid	1980-75	Std. Unit	ND	OSGR	12	17466N	
V8 5.9L 360cid		Std. Unit	ND	OSGR	12	17466N	
V8 6.6L 400cid	1978-76	Std. Unit	ND	OSGR	12	17466N	
V8 7.2L 440cid	1978-75	Std. Unit	ND	OSGR	12	17466N	
D300 Pickup							
L6 3.7L 3687cc 225cid	1974-69	Std. Unit	ND	OSGR	12	17466N	
L6 3.7L 3687cc 225cid	1968	A.T.	ND	OSGR	12	17466N	
L6 3.7L 3687cc 225cid		M.T.	CR	DD	12	3248R	
V8 5.2L 318cid	1974-69	Std. Unit	ND	OSGR	12	17466N	

STARTERS

ENGINE	YEAR	APPLICATION	Mfg	Type	Volt	PART NO.	OPT. NO.
Dodge (Cont'd)							
D300 Pickup (Cont'd)							
V8 5.2L 318cid	1968	A.T.	ND	OSGR	12	17466N	
V8 5.2L 318cid		M.T.	CR	DD	12	3248R	
V8 5.2L 5212cc 318cid	1974-69	Std. Unit	ND	OSGR	12	17466N	
V8 5.2L 5212cc 318cid	1968	A.T.	ND	OSGR	12	17466N	
V8 5.2L 5212cc 318cid		M.T.	CR	DD	12	3248R	
V8 5.9L 360cid	1974-71	Std. Unit	ND	OSGR	12	17466N	
V8 5.9L 5899cc 360cid		Std. Unit	ND	OSGR	12	17466N	
V8 5.9L 5900cc 360cid	1974-72	Std. Unit	ND	OSGR	12	17466N	
V8 6.3L 383cid	1971-68	Std. Unit	ND	OSGR	12	17466N	
V8 6.3L 6286cc 383cid		Std. Unit	ND	OSGR	12	17466N	
V8 6.6L 400cid	1974-71	Std. Unit	ND	OSGR	12	17466N	
V8 6.6L 6555cc 400cid		Std. Unit	ND	OSGR	12	17466N	
V8 6.6L 6556cc 400cid		Std. Unit	ND	OSGR	12	17466N	
V8 7.2L 440cid	1974-73	Std. Unit	ND	OSGR	12	17466N	
V8 7.2L 7211cc 440cid		Std. Unit	ND	OSGR	12	17466N	
V8 7.2L 7212cc 440cid		Std. Unit	ND	OSGR	12	17466N	
D300 Series							
L6 3.7L 3687cc 225cid	1967-63	A.T.	ND	OSGR	12	17466N	
L6 3.7L 3687cc 225cid		M.T.	CR	DD	12	3248R	
V8 5.2L 5212cc 318cid		A.T.	ND	OSGR	12	17466N	
V8 5.2L 5212cc 318cid		M.T.	CR	DD	12	3248R	
V8 6.3L 6286cc 383cid		Std. Unit	ND	OSGR	12	17466N	
D350							
L6 5.9L 359cid	1993-89	Diesel Cummins Eng	ND	OSGR	12	17215N	
V8 5.2L 5211cc 318cid	1983-81	Std. Unit	ND	OSGR	12	17466N	
V8 5.9L 360cid	1993-91	NDenso Unit	ND	OSGR	12	17466N	
V8 5.9L 360cid	1990-88	w/Heat Shield	ND	OSGR	12	17084N	
V8 5.9L 360cid		w/o Heat Shield	ND	OSGR	12	17084N	
V8 5.9L 360cid	1987-81	Std. Unit	ND	OSGR	12	17466N	
D400							
V8 5.9L 360cid	1981-78	Std. Unit	ND	OSGR	12	17466N	
V8 7.2L 440cid	1978	Std. Unit	ND	OSGR	12	17466N	
D450							
V8 5.9L 360cid	1981-78	Std. Unit	ND	OSGR	12	17466N	
V8 7.2L 440cid	1978	Std. Unit	ND	OSGR	12	17466N	
P200							
L6 3.7L 3687cc 225cid	1972-70	Std. Unit	ND	OSGR	12	17466N	
L6 3.7L 3687cc 225cid	1967	Std. Unit	ND	OSGR	12	17466N	
V8 5.9L 360cid	1972-70	Std. Unit	ND	OSGR	12	17466N	
P300							
L6 3.7L 3687cc 225cid	1972-70	Std. Unit	ND	OSGR	12	17466N	
L6 3.7L 3687cc 225cid	1967	Std. Unit	ND	OSGR	12	17466N	
V8 5.9L 360cid	1972-71	Std. Unit	ND	OSGR	12	17466N	
Ram 2500							
L6 5.9L 359cid	2009-07	Denso PLGR, 12V / 13T	ND	PLGR	12	19029N	
L6 5.9L 359cid	2006	Std. Unit	ND	OSGR	12	17892N	
L6 5.9L 359cid	2005-03	Std. Unit	ND	OSGR	12	17892N	
L6 5.9L 359cid	2002	Diesel	ND	OSGR	12	17548N	
L6 5.9L 359cid	2001-94	Std. Unit	ND	OSGR	12	17548N	
L6 6.7L 408cid	2008-07	Denso PLGR, 12V / 13T	ND	PLGR	12	19029N	
V10 8.0L 7990cc 488cid	2003	Std. Unit	ND	OSGR	12	17788N	
V10 8.0L 7990cc 488cid	2002-99	Std. Unit	ND	OSGR	12	17788N	
V10 8.0L 7990cc 488cid	1998-96	Std. Unit	ND	OSGR	12	17574N	
V10 8.0L 7990cc 488cid	1995-94	Std. Unit	ND	OSGR	12	17549N	
V8 5.2L 5211cc 318cid	1996	NDenso Unit	ND	OSGR	12	17573N	
V8 5.2L 5211cc 318cid	1995-94	NDenso Unit	ND	OSGR	12	17466N	
V8 5.7L 345cid	2010-09	Std. Unit	MI	PMGR	12	17948N	
V8 5.7L 345cid	2008-05	A.T.	MI	PMGR	12	17933N	
V8 5.7L 345cid		M.T.	MI	PMGR	12	17932N	
V8 5.7L 345cid	2004-03	A.T.	ND	OSGR	12	17823N	
V8 5.7L 345cid		M.T.	ND	OSGR	12	17875N	
V8 5.9L 360cid	2002-99	NDenso Unit	ND	OSGR	12	17785N	

STARTERS

STARTERS

ENGINE	YEAR	APPLICATION	Mfg	Type	Volt	PART NO.	OPT. NO.
Dodge (Cont'd)							
Ram 2500 (Cont'd)							
V8 5.9L 360cid	1998-96	NDenso Unit	ND	OSGR	12	17573N	
V8 5.9L 360cid	1995-94	NDenso Unit	ND	OSGR	12	17466N	
Ram 2500 Van							
V6 3.9L 3906cc 239cid	2001	NDenso Unit	ND	OSGR	12	17785N	
V8 5.2L 5211cc 318cid	2003-99	NDenso Unit	ND	OSGR	12	17785N	
V8 5.9L 360cid		NDenso Unit	ND	OSGR	12	17785N	
Ram 3500							
L6 5.9L 359cid	2009-07	Std. Unit	ND	PLGR	12	19029N	
L6 5.9L 359cid	2006-03	Std. Unit	ND	OSGR	12	17892N	
L6 5.9L 359cid	2002	Std. Unit	ND	OSGR	12	17548N	
L6 5.9L 359cid	2001-94	Std. Unit	ND	OSGR	12	17548N	
L6 6.7L 408cid	2007	Std. Unit	ND	PLGR	12	19029N	
V10 8.0L 7990cc 488cid	2003	Std. Unit	ND	OSGR	12	17788N	
V10 8.0L 7990cc 488cid	2002-99	Std. Unit	ND	OSGR	12	17788N	
V10 8.0L 7990cc 488cid	1998-96	Std. Unit	ND	OSGR	12	17574N	
V10 8.0L 7990cc 488cid	1995-94	Std. Unit	ND	OSGR	12	17549N	
V8 5.7L 345cid	2009	Std. Unit	MI	PMGR	12	17948N	
V8 5.7L 345cid	2008-05	A.T.	MI	PMGR	12	17933N	
V8 5.7L 345cid		M.T.	MI	PMGR	12	17932N	
V8 5.7L 345cid	2004-03	A.T.	ND	OSGR	12	17823N	
V8 5.7L 345cid		M.T.	ND	OSGR	12	17875N	
V8 5.9L 360cid	2002-99	NDenso Unit	ND	OSGR	12	17785N	
V8 5.9L 360cid	1998-96	NDenso Unit	ND	OSGR	12	17573N	
V8 5.9L 360cid	1995-94	NDenso Unit	ND	OSGR	12	17466N	
Ram 3500 Van							
V8 5.2L 5211cc 318cid	2003-99	NDenso Unit	ND	OSGR	12	17785N	
V8 5.9L 360cid		NDenso Unit	ND	OSGR	12	17785N	
Ram 4000							
6 Cyl. 5.9L 359cid	2009-07	Std. Unit	ND	PLGR	12	19029N	
6 Cyl. 5.9L 359cid	2006-05	Std. Unit	ND	OSGR	12	17892N	
8 Cyl. 5.7L 345cid	2009	Std. Unit	MI	PMGR	12	17948N	
8 Cyl. 5.7L 345cid	2008-05	Equiped with Automatic Trans.	MI	PMGR	12	17933N	
8 Cyl. 5.7L 345cid		Equiped with Standard Trans.	MI	PMGR	12	17932N	
8 Cyl. 5.7L 345cid	2004-03	A.T.	ND	OSGR	12	17823N	
8 Cyl. 5.7L 345cid		M.T.	ND	OSGR	12	17875N	
8 Cyl. 5.9L 360cid	2001-99	NDenso Unit	ND	OSGR	12	17785N	
8 Cyl. 5.9L 360cid	1998-96	NDenso Unit	ND	OSGR	12	17573N	
8 Cyl. 5.9L 360cid	1995	NDenso Unit	ND	OSGR	12	17466N	
Ram 4500							
L6 6.7L 408cid	2012-08	Diesel	ND	PLGR	12	19029N	
Ram 5500							
L6 6.7L 408cid	2012-08	Diesel	ND	PLGR	12	19029N	
Sprinter 2500							
L5 2.7L 2687cc 165cid	2006-03	Diesel, Bosch Unit	BO	PMGR	12	18360N	
L5 2.7L 2687cc 165cid		Valeo Unit	BO	PMGR	12	18360N	
V6 3.0L 2987cc	2009-07	Diesel	BO	PMGR	12	19036N	
V6 3.5L 3498cc	2008-07	Std. Unit	BO	PMGR	12	17966R	
Sprinter 3500							
L5 2.7L 2687cc 165cid	2006-03	Diesel, Bosch Unit	BO	PMGR	12	18360N	
L5 2.7L 2687cc 165cid		Valeo Unit	BO	PMGR	12	18360N	
V6 3.0L 2987cc	2009-07	Diesel	BO	PMGR	12	19036N	
V6 3.5L 3498cc	2008-07	Std. Unit	BO	PMGR	12	17966R	
W200							
L6 3.7L 3687cc 225cid	1980-75	Std. Unit	ND	OSGR	12	17466N	
V8 5.2L 318cid	1975	Std. Unit	ND	OSGR	12	17466N	
V8 5.2L 5211cc 318cid	1980-75	Std. Unit	ND	OSGR	12	17466N	
V8 5.9L 360cid		Std. Unit	ND	OSGR	12	17466N	
V8 6.6L 400cid	1978-76	Std. Unit	ND	OSGR	12	17466N	
V8 7.2L 440cid	1978-75	Std. Unit	ND	OSGR	12	17466N	
W200 Pickup							
L6 3.7L 3687cc 225cid	1974-69	Std. Unit	ND	OSGR	12	17466N	

STARTERS

ENGINE	YEAR	APPLICATION	Mfg	Type	Volt	PART NO.	OPT. NO.
Dodge (Cont'd)							
W200 Pickup (Cont'd)							
L6 3.7L 3687cc 225cid	1968	A.T.	ND	OSGR	12	17466N	
L6 3.7L 3687cc 225cid		M.T.	CR	DD	12	3248R	
V8 5.2L 318cid	1974-69	Std. Unit	ND	OSGR	12	17466N	
V8 5.2L 5212cc 318cid		Std. Unit	ND	OSGR	12	17466N	
V8 5.2L 5212cc 318cid	1968	A.T.	ND	OSGR	12	17466N	
V8 5.2L 5212cc 318cid		M.T.	CR	DD	12	3248R	
V8 5.9L 360cid	1974-71	Std. Unit	ND	OSGR	12	17466N	
V8 5.9L 5899cc 360cid		Std. Unit	ND	OSGR	12	17466N	
V8 5.9L 5900cc 360cid		Std. Unit	ND	OSGR	12	17466N	
V8 6.3L 383cid	1971-69	Std. Unit	ND	OSGR	12	17466N	
V8 6.3L 6286cc 383cid	1971-68	Std. Unit	ND	OSGR	12	17466N	
V8 6.6L 400cid	1974-71	Std. Unit	ND	OSGR	12	17466N	
V8 6.6L 6555cc 400cid		Std. Unit	ND	OSGR	12	17466N	
V8 6.6L 6556cc 400cid		Std. Unit	ND	OSGR	12	17466N	
V8 7.2L 440cid	1974	Std. Unit	ND	OSGR	12	17466N	
V8 7.2L 7211cc 440cid	1974-73	Std. Unit	ND	OSGR	12	17466N	
V8 7.2L 7212cc 440cid	1974	Std. Unit	ND	OSGR	12	17466N	
W200 Series							
L6 3.7L 3687cc 225cid	1967-63	A.T.	ND	OSGR	12	17466N	
L6 3.7L 3687cc 225cid		M.T.	CR	DD	12	3248R	
V8 5.2L 5212cc 318cid		A.T.	ND	OSGR	12	17466N	
V8 5.2L 5212cc 318cid		M.T.	CR	DD	12	3248R	
V8 6.3L 6286cc 383cid		Std. Unit	ND	OSGR	12	17466N	
W250							
L6 5.9L 359cid	1993-89	Diesel Cummins Eng	ND	OSGR	12	17215N	
V8 5.2L 5211cc 318cid	1993-91	NDenso Unit	ND	OSGR	12	17466N	
V8 5.2L 5211cc 318cid	1990-88	w/Heat Shield	ND	OSGR	12	17084N	
V8 5.2L 5211cc 318cid		w/o Heat Shield	ND	OSGR	12	17084N	
V8 5.2L 5211cc 318cid	1987-81	Std. Unit	ND	OSGR	12	17466N	
V8 5.9L 360cid	1993-91	NDenso Unit	ND	OSGR	12	17466N	
V8 5.9L 360cid	1990-88	w/Heat Shield	ND	OSGR	12	17084N	
V8 5.9L 360cid		w/o Heat Shield	ND	OSGR	12	17084N	
V8 5.9L 360cid	1987-81	Std. Unit	ND	OSGR	12	17466N	
W300							
L6 3.7L 3687cc 225cid	1978-75	Std. Unit	ND	OSGR	12	17466N	
V8 5.2L 5211cc 318cid	1980-75	Std. Unit	ND	OSGR	12	17466N	
V8 5.9L 360cid		Std. Unit	ND	OSGR	12	17466N	
V8 6.6L 400cid	1978-76	Std. Unit	ND	OSGR	12	17466N	
V8 7.2L 440cid	1978-75	Std. Unit	ND	OSGR	12	17466N	
W300 Pickup							
L6 3.7L 3687cc 225cid	1974-69	Std. Unit	ND	OSGR	12	17466N	
L6 3.7L 3687cc 225cid	1968	A.T.	ND	OSGR	12	17466N	
L6 3.7L 3687cc 225cid		M.T.	CR	DD	12	3248R	
V8 5.2L 318cid	1974-69	Std. Unit	ND	OSGR	12	17466N	
V8 5.2L 318cid	1968	A.T.	ND	OSGR	12	17466N	
V8 5.2L 318cid		M.T.	CR	DD	12	3248R	
V8 5.2L 5212cc 318cid	1974-69	Std. Unit	ND	OSGR	12	17466N	
V8 5.2L 5212cc 318cid	1968	A.T.	ND	OSGR	12	17466N	
V8 5.2L 5212cc 318cid		M.T.	CR	DD	12	3248R	
V8 5.9L 360cid	1974-71	Std. Unit	ND	OSGR	12	17466N	
V8 5.9L 5899cc 360cid		Std. Unit	ND	OSGR	12	17466N	
V8 5.9L 5900cc 360cid	1974-72	Std. Unit	ND	OSGR	12	17466N	
V8 6.3L 383cid	1971-68	Std. Unit	ND	OSGR	12	17466N	
V8 6.3L 6286cc 383cid		Std. Unit	ND	OSGR	12	17466N	
V8 6.6L 6555cc 400cid	1974-71	Std. Unit	ND	OSGR	12	17466N	
V8 7.2L 7211cc 440cid	1974-73	Std. Unit	ND	OSGR	12	17466N	
W300 Series							
L6 3.7L 3687cc 225cid	1967-63	A.T.	ND	OSGR	12	17466N	
L6 3.7L 3687cc 225cid		M.T.	CR	DD	12	3248R	
V8 5.2L 5212cc 318cid		A.T.	ND	OSGR	12	17466N	
V8 5.2L 5212cc 318cid		M.T.	CR	DD	12	3248R	
V8 6.3L 383cid	1967	Std. Unit	ND	OSGR	12	17466N	
V8 6.3L 6286cc 383cid	1967-63	Std. Unit	ND	OSGR	12	17466N	

STARTERS

STARTERS

ENGINE	YEAR	APPLICATION	Mfg	Type	Volt	PART NO.	OPT. NO.
Dodge (Cont'd)							
W350							
L6 5.9L 359cid	1993-89	Diesel Cummins Eng	ND	OSGR	12	17215N	
V8 5.2L 5211cc 318cid	1983-82	Std. Unit	ND	OSGR	12	17466N	
V8 5.9L 360cid	1993-91	NDenso Unit	ND	OSGR	12	17466N	
V8 5.9L 360cid	1990-88	w/Heat Shield	ND	OSGR	12	17084N	
V8 5.9L 360cid		w/o Heat Shield	ND	OSGR	12	17084N	
V8 5.9L 360cid	1987-81	Std. Unit	ND	OSGR	12	17466N	
Ford							
All Models (By Engine)							
Caterpillar 1673	1973-67	DR 40MT, 12V / 11T	DR	DD	12	3974N	6356N
Caterpillar 3208	1982-81	DR 40MT, 12V / 12T	DR	DD	12	3339N	18572N
Caterpillar 3208	1980-71	DR 40MT, 12V / 12T	DR	DD	12	3339N	18572N
Caterpillar 3208	1970-67	DR 40MT, 12V / 12T	DR	DD	12	3339N	18572N
Caterpillar 3406, 14.6L	1982	DR 50MT, 24V / 11T	DR	DD	24	4930N	
Caterpillar 3406, 14.6L	1981	DR 50MT, 24V / 11T	DR	DD	24	4930N	
Caterpillar 3406, 14.6L	1980-79	DR 50MT, 24V / 11T	DR	DD	24	4930N	
Caterpillar 3406,14.6L Diesel.	1982-81	DR 40MT, 12V / 11T	DR	DD	12	3974N	6356N
Caterpillar 3406,14.6L Diesel.	1980-74	DR 40MT, 12V / 11T	DR	DD	12	3974N	6356N
Caterpillar V-150	1978-74	DR 40MT, 12V / 12T	DR	DD	12	3339N	18572N
Caterpillar V-150	1973-67	DR 40MT, 12V / 12T	DR	DD	12	3339N	18572N
Caterpillar V-175	1978-74	DR 40MT, 12V / 12T	DR	DD	12	3339N	18572N
Caterpillar V-175	1973-67	DR 40MT, 12V / 12T	DR	DD	12	3339N	18572N
Caterpillar V-190	1978-74	DR 40MT, 12V / 12T	DR	DD	12	3339N	18572N
Caterpillar V-190	1973-67	DR 40MT, 12V / 12T	DR	DD	12	3339N	18572N
Caterpillar V-290	1978-74	DR 40MT, 12V / 12T	DR	DD	12	3339N	18572N
Caterpillar V-290	1973-67	DR 40MT, 12V / 12T	DR	DD	12	3339N	18572N
Cummins 855 (NHC, NTC)	1982-81	DR 40MT, 12V / 11T	DR	DD	12	3974N	6356N
Cummins 855 (NHC, NTC)		DR 50MT, 24V / 11T	DR	DD	24	4930N	
Cummins 855 (NHC, NTC)	1980-74	DR 40MT, 12V / 11T	DR	DD	12	3974N	6356N
Cummins 855 (NHC, NTC)		DR 50MT, 24V / 11T	DR	DD	24	4930N	
Cummins 855 (NHC, NTC)	1973-66	Delco 40MT (24V)	DR	DD	24	3745N	6370N
Cummins 855 (NHC, NTC)		DR 40MT, 12V / 11T	DR	DD	12	3974N	6356N
Cummins C-160	1971-64	DR 40MT, 12V / 11T	DR	DD	12	3974N	6356N
Cummins C-180		DR 40MT, 12V / 11T	DR	DD	12	3974N	6356N
Cummins KT-1150	1982	DR 50MT, 24V / 11T	DR	DD	24	4930N	
Cummins KT-1150	1981	DR 50MT, 24V / 11T	DR	DD	24	4930N	
Cummins KT-1150	1980-78	DR 50MT, 24V / 11T	DR	DD	24	4930N	
Cummins V8-903	1979-71	DR 40MT, 12V / 11T	DR	DD	12	3974N	6356N
DD 6V-71	1982-81	DR 40MT, 12V / 11T	DR	DD	12	3974N	6356N
DD 6V-71	1980-73	DR 40MT, 12V / 11T	DR	DD	12	3974N	6356N
DD 6V-71	1972-67	DR 40MT, 12V / 11T	DR	PLGR	12	6924N	
DD 6V-92	1982-81	DR 40MT, 12V / 11T	DR	DD	12	3974N	6356N
DD 6V-92		DR 50MT, 24V / 11T	DR	DD	24	4930N	
DD 6V-92	1980-78	DR 40MT, 12V / 11T	DR	DD	12	3974N	6356N
DD 6V-92		DR 50MT, 24V / 11T	DR	DD	24	4930N	
DD 8V-71	1982	DR 50MT, 24V / 11T	DR	DD	24	4930N	
DD 8V-71	1981	DR 40MT, 12V / 11T	DR	DD	12	3974N	6356N
DD 8V-71		DR 50MT, 24V / 11T	DR	DD	24	4930N	
DD 8V-71	1980-79	DR 40MT, 12V / 11T	DR	DD	12	3974N	6356N
DD 8V-71		DR 50MT, 24V / 11T	DR	DD	24	4930N	
DD 8V-71	1978-74	DR 40MT, 12V / 11T	DR	DD	12	3974N	6356N
DD 8V-71	1973-67	DR 40MT, 12V / 11T	DR	DD	12	3974N	6356N
DD 8V-92	1982	DR 50MT, 24V / 11T	DR	DD	24	4930N	
DD 8V-92	1981	DR 50MT, 24V / 11T	DR	DD	24	4930N	
DD 8V-92	1980-78	DR 50MT, 24V / 11T	DR	DD	24	4930N	
Ford 4.9L (292) V8 Gas	1964-62	w/o Nose Cone	FO	DD	12	3123N	
Ford 5.4L (330) V8 Gas	1978-64	Std. Unit	FO	DD	12	3131N	
Ford 5.9L (360) V8 Gas		Std. Unit	FO	DD	12	3131N	
Ford 5.9L (361) V8 Gas		Std. Unit	FO	DD	12	3131N	
Ford 6.4L (390) V8 Gas		Std. Unit	FO	DD	12	3131N	
Ford 6.4L (391) V8 Gas		Truck Engine, Ford System	FO	DD	12	3131N	
B600							
Caterpillar 3208	1989-87	Delco 42MT	DR	DD	12	6371N	6907N

STARTERS

ENGINE	YEAR	APPLICATION	Mfg	Type	Volt	PART NO.	OPT. NO.
Ford (Cont'd)							
B600 (Cont'd)							
Caterpillar 3208	1989-85	Denso PLGR, serv. unit (Repl. 40, 42MT)	ND	PLGR	12	18572N	6907N
Caterpillar 3208	1984-82	Delco 40MT	DR	DD	12	3339N	18572N
Caterpillar 3306	1994-90	Delco 42MT	DR	DD	12	6516N	6566N
Cummins (FD1060)	5.9L-359 1999-92	w/Allison AT545, DR OSGR, 28MT	DR	OSGR	12	6585N	6841N
Cummins (FD1060)	5.9L-359	w/o Allison AT545, DR OSGR, 28MT	DR	OSGR	12	6595N	
Cummins (FD1460)	8.3L-504	Delco 37MT (w/Ground Stud, w/OCP)	DR	DD	12	6464N	
Cummins (FD1460)	8.3L-504	Delco 37MT (w/o Ground Stud)	DR	DD	12	6382N-PT	6807N
Ford 6.6L (401) L6 Diesel	1995-90	Delco 37MT	DR	DD	12	6398N-PT	
Ford 7.0L (429) V8 Gas	1998-92	w/A.T., Ford PMGR	FO	PMGR	12	3234N	
Ford 7.0L (429) V8 Gas		w/M.T., Ford PMGR	FO	PMGR	12	6640N	
Ford 7.0L (429) V8 Gas	1991-82	Std. Unit	FO	DD	12	3165N	
Ford 7.8L (476) L6 Diesel	1995-89	Delco 37MT	DR	DD	12	6398N-PT	
L6 6.6L 401cid	1989	Delco 37MT	DR	DD	12	6398N-PT	
L6 6.6L 401cid	1988-87	Delco 37MT	DR	DD	12	6398N-PT	
V8 6.1L 370cid	1991-82	Std. Unit	FO	DD	12	3165N	
V8 6.1L 370cid	1985	Std. Unit	FO	DD	12	3165N	
V8 8.2L 501cid	1989-88	Delco 37MT	DR	DD	12	6348N-PT	
V8 8.2L 501cid	1987	Delco 37MT	DR	DD	12	6348N-PT	
V8 8.2L 501cid	1986-82	Delco 37MT	DR	DD	12	6348N-PT	
B700							
8 Cyl. 7.0L 429cid	1991-90	Std. Unit	FO	DD	12	3165N	
Caterpillar 3208	1989-87	Delco 42MT	DR	DD	12	6371N	6907N
Caterpillar 3208	1989-85	Denso PLGR, serv. unit (Repl. 40, 42MT)	ND	PLGR	12	18572N	6907N
Caterpillar 3208	1984-82	Delco 40MT	DR	DD	12	3339N	18572N
Caterpillar 3306	1994-90	Delco 42MT	DR	DD	12	6516N	6566N
Cummins (FD1060)	5.9L-359 1999-92	w/Allison AT545, DR OSGR, 28MT	DR	OSGR	12	6585N	6841N
Cummins (FD1060)	5.9L-359	w/o Allison AT545, DR OSGR, 28MT	DR	OSGR	12	6595N	
Cummins (FD1460)	8.3L-504	Delco 37MT (w/Ground Stud, w/OCP)	DR	DD	12	6464N	
Cummins (FD1460)	8.3L-504	Delco 37MT (w/o Ground Stud)	DR	DD	12	6382N-PT	6807N
Ford 6.6L (401) L6 Diesel	1995-90	Delco 37MT	DR	DD	12	6398N-PT	
Ford 7.8L (476) L6 Diesel	1995-89	Delco 37MT	DR	DD	12	6398N-PT	
L6 6.6L 401cid	1989	Delco 37MT	DR	DD	12	6398N-PT	
L6 6.6L 401cid	1988-87	Delco 37MT	DR	DD	12	6398N-PT	
V8 6.1L 370cid	1991-82	Std. Unit	FO	DD	12	3165N	
V8 7.0L 429cid	1998-92	w/A.T., Ford PMGR	FO	PMGR	12	3234N	
V8 7.0L 429cid		w/M.T., Ford PMGR	FO	PMGR	12	6640N	
V8 7.0L 429cid	1989-82	Std. Unit	FO	DD	12	3165N	
V8 8.2L 501cid	1989-88	Delco 37MT	DR	DD	12	6348N-PT	
V8 8.2L 501cid	1986-82	Delco 37MT	DR	DD	12	6348N-PT	
B800							
Caterpillar 3208	1989-87	Delco 42MT	DR	DD	12	6371N	6907N
Caterpillar 3208	1989-85	Denso PLGR, serv. unit (Repl. 40, 42MT)	ND	PLGR	12	18572N	6907N
Caterpillar 3208	1984-82	Delco 40MT	DR	DD	12	3339N	18572N
Caterpillar 3306	1994-90	Delco 42MT	DR	DD	12	6516N	6566N
Cummins (FD1060)	5.9L-359 1999-92	w/Allison AT545, DR OSGR, 28MT	DR	OSGR	12	6585N	6841N
Cummins (FD1060)	5.9L-359	w/o Allison AT545, DR OSGR, 28MT	DR	OSGR	12	6595N	
Cummins (FD1460)	8.3L-504	Delco 37MT (w/Ground Stud, w/OCP)	DR	DD	12	6464N	
Cummins (FD1460)	8.3L-504	Delco 37MT (w/o Ground Stud)	DR	DD	12	6382N-PT	6807N
DD 8.2L (501)	1989-88	Delco 37MT	DR	DD	12	6348N-PT	
DD 8.2L (501)	1986-82	Delco 37MT	DR	DD	12	6348N-PT	
Ford 6.0L (370) V8 Gas	1991-82	Std. Unit	FO	DD	12	3165N	
Ford 6.6L (401) L6 Diesel	1995-89	Delco 37MT	DR	DD	12	6398N-PT	
Ford 7.0L (429) V8 Gas	1998-92	w/A.T., Ford PMGR	FO	PMGR	12	3234N	

STARTERS

STARTERS

ENGINE	YEAR	APPLICATION	Mfg	Type	Volt	PART NO.	OPT. NO.
Ford (Cont'd)							
B800 (Cont'd)							
Ford 7.0L (429) V8 Gas	1998-92	w/M.T., Ford PMGR	FO	PMGR	12	6640N	
Ford 7.0L (429) V8 Gas	1991-82	Std. Unit	FO	DD	12	3165N	
Ford 7.8L (476) L6 Diesel	1995-89	Delco 37MT	DR	DD	12	6398N-PT	
E-200 Econoline							
L6 2.8L 170cid	1970-68	Std. Unit	FO	DD	12	3131N	
L6 3.9L 240cid	1974-68	A.T.	FO	DD	12	3124N	3268N
L6 3.9L 240cid		M.T.	FO	DD	12	3132N	3241N
L6 4.9L 300cid	1974-72	A.T.	FO	DD	12	3124N	3268N
L6 4.9L 300cid		M.T.	FO	DD	12	3132N	3241N
L6 4.9L 4917cc 300cid		A.T.	FO	DD	12	3124N	3268N
L6 4.9L 4917cc 300cid		M.T.	FO	DD	12	3132N	3241N
V8 5.0L 302cid	1974-68	A.T.	FO	DD	12	3124N	3268N
V8 5.0L 302cid		M.T.	FO	DD	12	3132N	3241N
V8 5.0L 4949cc 302cid	1974-70	A.T.	FO	DD	12	3124N	3268N
V8 5.0L 4949cc 302cid		M.T.	FO	DD	12	3132N	3241N
V8 5.0L 4950cc 302cid	1974-68	A.T.	FO	DD	12	3124N	3268N
V8 5.0L 4950cc 302cid		M.T.	FO	DD	12	3132N	3241N
E-250							
V6 4.2L 256cid	2003	Denso GR optional	ND	OSGR	12	18273N	
V6 4.2L 256cid		Ford PMGR standard	FO	PMGR	12	3268N	18273N
V8 4.6L 281cid	2013	VIN W, To 12/17/2012	FO	PMGR	12	3267N	
V8 4.6L 281cid	2012-11	VIN W	FO	PMGR	12	3267N	
V8 4.6L 281cid	2010	Std. Unit	FO	PMGR	12	3267N	
V8 4.6L 281cid	2009-03	Std. Unit	FO	PMGR	12	3267N	
V8 5.4L 330cid	2013	VIN L, To 12/17/2012	FO	PMGR	12	3267N	
V8 5.4L 330cid	2012-11	VIN L	FO	PMGR	12	3267N	
V8 5.4L 330cid	2010	Std. Unit	FO	PMGR	12	3267N	
V8 5.4L 330cid	2009-03	Std. Unit	FO	PMGR	12	3267N	
E-250 Econoline							
L6 4.9L 300cid	1996-92	A.T., Ford PMGR standard	FO	PMGR	12	3268N	18273N
L6 4.9L 300cid		M.T.	FO	PMGR	12	3241N	
L6 4.9L 300cid	1991-85	A.T.	FO	DD	12	3180N	3268N
L6 4.9L 300cid		M.T.	FO	DD	12	3185N	3241N
L6 4.9L 300cid	1984-83	A.T.	FO	DD	12	3180N	3268N
L6 4.9L 300cid		M.T.	FO	DD	12	3185N	3241N
L6 4.9L 300cid	1982	A.T.	FO	DD	12	3153N	3268N
L6 4.9L 300cid		M.T.	FO	DD	12	3185N	3241N
L6 4.9L 300cid	1981	A.T., From 1/15/81	FO	DD	12	3153N	3268N
L6 4.9L 300cid		A.T., To 1/15/81	FO	DD	12	3153N	3268N
L6 4.9L 300cid		M.T., From 1/15/81	FO	DD	12	3185N	3241N
L6 4.9L 300cid		M.T., To 1/15/81	FO	DD	12	3185N	3241N
L6 4.9L 300cid	1980-78	A.T.	FO	DD	12	3153N	3268N
L6 4.9L 300cid		M.T.	FO	DD	12	3185N	3241N
L6 4.9L 300cid	1977	A.T., w/B+ Post on Side of Starter	FO	DD	12	3124N	3268N
L6 4.9L 300cid		A.T., w/B+ Tab on Rear of Starter	FO	DD	12	3153N	3268N
L6 4.9L 300cid		M.T., w/B+ Post on Side of Starter	FO	DD	12	3132N	3241N
L6 4.9L 300cid		M.T., w/B+ Tab on Rear of Starter	FO	DD	12	3185N	3241N
L6 4.9L 300cid	1976-75	A.T.	FO	DD	12	3124N	3268N
L6 4.9L 300cid		M.T.	FO	DD	12	3132N	3241N
V6 4.2L 256cid	2002-97	Denso GR optional	ND	OSGR	12	18273N	
V6 4.2L 256cid		Ford PMGR standard	FO	PMGR	12	3268N	18273N
V8 4.6L 281cid	1997	Std. Unit	FO	PMGR	12	3267N	
V8 5.0L 302cid	1991-85	A.T.	FO	DD	12	3180N	3268N
V8 5.0L 302cid		M.T.	FO	DD	12	3185N	3241N
V8 5.0L 302cid	1984-83	A.T.	FO	DD	12	3180N	3268N
V8 5.0L 302cid		M.T.	FO	DD	12	3185N	3241N
V8 5.0L 302cid	1982	A.T.	FO	DD	12	3153N	3268N
V8 5.0L 302cid		M.T.	FO	DD	12	3185N	3241N
V8 5.0L 302cid	1981	A.T., From 1/15/81	FO	DD	12	3153N	3268N
V8 5.0L 302cid		A.T., To 1/15/81	FO	DD	12	3153N	3268N
V8 5.0L 302cid		M.T., From 1/15/81	FO	DD	12	3185N	3241N
V8 5.0L 302cid		M.T., To 1/15/81	FO	DD	12	3185N	3241N
V8 5.0L 302cid	1980-79	A.T.	FO	DD	12	3153N	3268N
V8 5.0L 302cid		M.T.	FO	DD	12	3185N	3241N

STARTERS

ENGINE	YEAR	APPLICATION	Mfg	Type	Volt	PART NO.	OPT. NO.
Ford (Cont'd)							
E-250 Econoline (Cont'd)							
V8 5.0L 302cid	1975	A.T.	FO	DD	12	3124N	3268N
V8 5.0L 302cid		M.T.	FO	DD	12	3132N	3241N
V8 5.4L 330cid	2002-97	Std. Unit	FO	PMGR	12	3267N	
V8 5.8L 351cid	1996-92	Denso GR optional	ND	OSGR	12	18273N	
V8 5.8L 351cid		Ford PMGR standard	FO	PMGR	12	3268N	18273N
V8 5.8L 351cid	1991-85	M.T.	FO	DD	12	3185N	3241N
V8 5.8L 351cid	1991-82	A.T.	FO	DD	12	3153N	3268N
V8 5.8L 351cid	1984-83	A.T.	FO	DD	12	3180N	3268N
V8 5.8L 351cid		M.T.	FO	DD	12	3185N	3241N
V8 5.8L 351cid	1982	M.T.	FO	DD	12	3185N	3241N
V8 5.8L 351cid	1981	A.T., Windsor Eng.	FO	DD	12	3153N	3268N
V8 5.8L 351cid		M.T., Windsor Eng.	FO	DD	12	3185N	3241N
V8 5.8L 351cid		Modified Eng.	FO	DD	12	3152N	
V8 5.8L 351cid	1980	A.T., Windsor Eng.	FO	DD	12	3153N	3268N
V8 5.8L 351cid		M.T., Windsor Eng.	FO	DD	12	3185N	3241N
V8 5.8L 351cid		Modified Eng.	FO	DD	12	3152N	
V8 5.8L 351cid	1979-78	A.T.	FO	DD	12	3153N	3268N
V8 5.8L 351cid		M.T.	FO	DD	12	3185N	3241N
V8 5.8L 351cid	1977	A.T., w/B+ Post on Side of Starter	FO	DD	12	3124N	3268N
V8 5.8L 351cid		A.T., w/B+ Tab on Rear of Starter	FO	DD	12	3153N	3268N
V8 5.8L 351cid		M.T., w/B+ Post on Side of Starter	FO	DD	12	3132N	3241N
V8 5.8L 351cid		M.T., w/B+ Tab on Rear of Starter	FO	DD	12	3185N	3241N
V8 5.8L 351cid	1976-75	A.T.	FO	DD	12	3124N	3268N
V8 5.8L 351cid		M.T.	FO	DD	12	3132N	3241N
V8 6.6L 400cid	1980	Std. Unit	FO	DD	12	3152N	
V8 7.5L 460cid	1980-78	Std. Unit	FO	DD	12	3152N	
V8 7.5L 460cid	1977	w/o Solenoid On Starter	FO	DD	12	3152N	
V8 7.5L 460cid		w/Solenoid On Starter	FO	DD	12	3142N	
V8 7.5L 460cid	1976-75	Std. Unit	FO	DD	12	3142N	
E-250 Econoline Club Wagon							
L6 4.9L 300cid	1991-85	A.T.	FO	DD	12	3180N	3268N
L6 4.9L 300cid		M.T.	FO	DD	12	3185N	3241N
L6 4.9L 300cid	1984-83	A.T.	FO	DD	12	3180N	3268N
L6 4.9L 300cid		M.T.	FO	DD	12	3185N	3241N
L6 4.9L 300cid	1980-78	A.T.	FO	DD	12	3153N	3268N
L6 4.9L 300cid		M.T.	FO	DD	12	3185N	3241N
L6 4.9L 300cid	1977	A.T., w/B+ Post on Side of Starter	FO	DD	12	3124N	3268N
L6 4.9L 300cid		A.T., w/B+ Tab on Rear of Starter	FO	DD	12	3153N	3268N
L6 4.9L 300cid		M.T., w/B+ Post on Side of Starter	FO	DD	12	3132N	3241N
L6 4.9L 300cid		M.T., w/B+ Tab on Rear of Starter	FO	DD	12	3185N	3241N
V8 5.0L 302cid	1980-79	A.T.	FO	DD	12	3153N	3268N
V8 5.0L 302cid		M.T.	FO	DD	12	3185N	3241N
V8 5.8L 351cid	1991-85	M.T.	FO	DD	12	3185N	3241N
V8 5.8L 351cid	1991-82	A.T.	FO	DD	12	3153N	3268N
V8 5.8L 351cid	1984-83	A.T.	FO	DD	12	3180N	3268N
V8 5.8L 351cid		M.T.	FO	DD	12	3185N	3241N
V8 5.8L 351cid	1982	M.T.	FO	DD	12	3185N	3241N
V8 5.8L 351cid	1981	A.T., Windsor Eng.	FO	DD	12	3153N	3268N
V8 5.8L 351cid		M.T., Windsor Eng.	FO	DD	12	3185N	3241N
V8 5.8L 351cid		Modified Eng.	FO	DD	12	3152N	
V8 5.8L 351cid	1980	A.T., Windsor Eng.	FO	DD	12	3153N	3268N
V8 5.8L 351cid		M.T., Windsor Eng.	FO	DD	12	3185N	3241N
V8 5.8L 351cid		Modified Eng.	FO	DD	12	3152N	
V8 5.8L 351cid	1979-78	A.T.	FO	DD	12	3153N	3268N
V8 5.8L 351cid		M.T.	FO	DD	12	3185N	3241N
V8 5.8L 351cid	1977	A.T., w/B+ Post on Side of Starter	FO	DD	12	3124N	3268N
V8 5.8L 351cid		A.T., w/B+ Tab on Rear of Starter	FO	DD	12	3153N	3268N
V8 5.8L 351cid		M.T., w/B+ Post on Side of Starter	FO	DD	12	3132N	3241N
V8 5.8L 351cid		M.T., w/B+ Tab on Rear of Starter	FO	DD	12	3185N	3241N
V8 5.8L 351cid	1976-75	A.T.	FO	DD	12	3124N	3268N
V8 5.8L 351cid		M.T.	FO	DD	12	3132N	3241N
V8 6.6L 400cid	1982	Std. Unit	FO	DD	12	3152N	
V8 6.6L 400cid	1981	From Mid 1981	FO	DD	12	3152N	
V8 6.6L 400cid		To Mid 1981	FO	DD	12	3152N	
V8 6.6L 400cid	1980	Std. Unit	FO	DD	12	3152N	

STARTERS

STARTERS

ENGINE	YEAR	APPLICATION	Mfg	Type	Volt	PART NO.	OPT. NO.
Ford (Cont'd)							
E-250 Econoline Club Wagon (Cont'd)							
V8 6.9L 420cid	1987-85	Diesel, Mitsubishi Unit	MI	OSGR	12	17037N	17577N
V8 6.9L 420cid		Diesel, NDenso Replacement Unit	ND	OSGR	12	16658N	17037N
V8 6.9L 420cid	1984-83	Diesel, Original Unit, DD Starter, 27MT	MI	OSGR	12	17037N	17577N
V8 6.9L 420cid		Diesel, Replacement Unit, OSGR Starter, 28MT	DR	OSGR	12	6573N	6840N
V8 7.3L 445cid	1991-88	Diesel, Mitsubishi Unit	MI	OSGR	12	17037N	17577N
V8 7.3L 445cid		Diesel, NDenso Replacement Unit	ND	OSGR	12	16658N	17037N
V8 7.5L 460cid	1991-82	Std. Unit	FO	DD	12	3152N	
V8 7.5L 460cid	1981	From Mid 1981	FO	DD	12	3152N	
V8 7.5L 460cid		To Mid 1981	FO	DD	12	3152N	
V8 7.5L 460cid	1980-78	Std. Unit	FO	DD	12	3152N	
V8 7.5L 460cid	1977	w/o Solenoid On Starter	FO	DD	12	3152N	
V8 7.5L 460cid		w/Solenoid On Starter	FO	DD	12	3142N	
V8 7.5L 460cid	1976-75	Std. Unit	FO	DD	12	3142N	
E-250 Super Duty							
V8 5.4L 330cid	2005-04	Std. Unit	FO	PMGR	12	3267N	
E-300 Econoline							
L6 2.8L 170cid	1970-69	Std. Unit	FO	DD	12	3131N	
L6 3.9L 240cid	1974-68	A.T.	FO	DD	12	3124N	3268N
L6 3.9L 240cid		M.T.	FO	DD	12	3132N	3241N
L6 4.9L 300cid	1974-72	A.T.	FO	DD	12	3124N	3268N
L6 4.9L 300cid		M.T.	FO	DD	12	3132N	3241N
L6 4.9L 4917cc 300cid		A.T.	FO	DD	12	3124N	3268N
L6 4.9L 4917cc 300cid		M.T.	FO	DD	12	3132N	3241N
V8 5.0L 302cid	1974-68	A.T.	FO	DD	12	3124N	3268N
V8 5.0L 302cid		M.T.	FO	DD	12	3132N	3241N
V8 5.0L 4949cc 302cid	1973-70	A.T.	FO	DD	12	3124N	3268N
V8 5.0L 4949cc 302cid		M.T.	FO	DD	12	3132N	3241N
V8 5.0L 4950cc 302cid	1974-68	A.T.	FO	DD	12	3124N	3268N
V8 5.0L 4950cc 302cid		M.T.	FO	DD	12	3132N	3241N
E-350							
V10 6.8L 415cid	2003	Std. Unit	FO	PMGR	12	3267N	
V8 5.4L 330cid		Std. Unit	FO	PMGR	12	3267N	
V8 7.3L 445cid		Diesel, NDenso Replacement Unit	ND	OSGR	12	17802N	
V8 7.3L 445cid		Diesel, Visteon (Ford) Unit	FO	OSGR	12	6669N	17802N
E-350 Club Wagon							
V10 6.8L 415cid	2005-03	Std. Unit	FO	PMGR	12	3267N	
V8 5.4L 330cid		Std. Unit	FO	PMGR	12	3267N	
V8 6.0L 363cid	2005-04	Diesel	FO	OSGR	12	6670N	
V8 7.3L 445cid	2003	Diesel, NDenso Replacement Unit	ND	OSGR	12	17802N	
V8 7.3L 445cid		Diesel, Visteon (Ford) Unit	FO	OSGR	12	6669N	17802N
E-350 Econoline							
L6 4.9L 300cid	1996	M.T.	FO	PMGR	12	3241N	
L6 4.9L 300cid	1996-92	A.T., Ford PMGR standard	FO	PMGR	12	3268N	18273N
L6 4.9L 300cid	1995-92	M.T., Ford PMGR standard	FO	PMGR	12	3241N	
L6 4.9L 300cid	1991-85	A.T.	FO	DD	12	3180N	3268N
L6 4.9L 300cid		M.T.	FO	DD	12	3185N	3241N
L6 4.9L 300cid	1984-83	A.T.	FO	DD	12	3180N	3268N
L6 4.9L 300cid		M.T.	FO	DD	12	3185N	3241N
L6 4.9L 300cid	1982	A.T.	FO	DD	12	3153N	3268N
L6 4.9L 300cid		M.T.	FO	DD	12	3185N	3241N
L6 4.9L 300cid	1981	A.T., From 1/15/81	FO	DD	12	3153N	3268N
L6 4.9L 300cid		A.T., To 1/15/81	FO	DD	12	3153N	3268N
L6 4.9L 300cid		M.T., From 1/15/81	FO	DD	12	3185N	3241N
L6 4.9L 300cid		M.T., To 1/15/81	FO	DD	12	3185N	3241N
L6 4.9L 300cid	1980-78	A.T.	FO	DD	12	3153N	3268N
L6 4.9L 300cid		M.T.	FO	DD	12	3185N	3241N
L6 4.9L 300cid	1977	A.T., w/B+ Post on Side of Starter	FO	DD	12	3124N	3268N
L6 4.9L 300cid		A.T., w/B+ Tab on Rear of Starter	FO	DD	12	3153N	3268N
L6 4.9L 300cid		M.T., w/B+ Post on Side of Starter	FO	DD	12	3132N	3241N
L6 4.9L 300cid		M.T., w/B+ Tab on Rear of Starter	FO	DD	12	3185N	3241N
L6 4.9L 300cid	1976-75	A.T.	FO	DD	12	3124N	3268N
L6 4.9L 300cid		M.T.	FO	DD	12	3132N	3241N
V10 6.8L 415cid	2002-97	Std. Unit	FO	PMGR	12	3267N	

STARTERS

ENGINE	YEAR	APPLICATION	Mfg	Type	Volt	PART NO.	OPT. NO.
Ford (Cont'd)							
E-350 Econoline (Cont'd)							
V8 5.0L 302cid	1982	A.T.	FO	DD	12	3153N	3268N
V8 5.0L 302cid		M.T.	FO	DD	12	3185N	3241N
V8 5.0L 302cid	1981	A.T., From 1/15/81	FO	DD	12	3153N	3268N
V8 5.0L 302cid		A.T., To 1/15/81	FO	DD	12	3153N	3268N
V8 5.0L 302cid		M.T., From 1/15/81	FO	DD	12	3185N	3241N
V8 5.0L 302cid		M.T., To 1/15/81	FO	DD	12	3185N	3241N
V8 5.0L 302cid	1980-79	A.T.	FO	DD	12	3153N	3268N
V8 5.0L 302cid		M.T.	FO	DD	12	3185N	3241N
V8 5.0L 302cid	1975	A.T.	FO	DD	12	3124N	3268N
V8 5.0L 302cid		M.T.	FO	DD	12	3132N	3241N
V8 5.4L 330cid	2002-97	Std. Unit	FO	PMGR	12	3267N	
V8 5.8L 351cid	1996	M.T.	FO	PMGR	12	3241N	
V8 5.8L 351cid	1996-92	A.T., Ford PMGR standard	FO	PMGR	12	3268N	18273N
V8 5.8L 351cid	1995-92	A.T., Denso GR optional	ND	OSGR	12	18273N	
V8 5.8L 351cid		M.T., Ford PMGR standard	FO	PMGR	12	3241N	
V8 5.8L 351cid	1991-85	M.T.	FO	DD	12	3185N	3241N
V8 5.8L 351cid	1991-82	A.T.	FO	DD	12	3153N	3268N
V8 5.8L 351cid	1984-83	A.T.	FO	DD	12	3180N	3268N
V8 5.8L 351cid		M.T.	FO	DD	12	3185N	3241N
V8 5.8L 351cid	1982	M.T.	FO	DD	12	3185N	3241N
V8 5.8L 351cid	1981	A.T., Windsor Eng.	FO	DD	12	3153N	3268N
V8 5.8L 351cid		M.T., Windsor Eng.	FO	DD	12	3185N	3241N
V8 5.8L 351cid		Modified Eng.	FO	DD	12	3152N	
V8 5.8L 351cid	1980	A.T., Windsor Eng.	FO	DD	12	3153N	3268N
V8 5.8L 351cid		M.T., Windsor Eng.	FO	DD	12	3185N	3241N
V8 5.8L 351cid		Modified Eng.	FO	DD	12	3152N	
V8 5.8L 351cid	1979-78	A.T.	FO	DD	12	3153N	3268N
V8 5.8L 351cid		M.T.	FO	DD	12	3185N	3241N
V8 5.8L 351cid	1977	A.T., w/B+ Post on Side of Starter	FO	DD	12	3124N	3268N
V8 5.8L 351cid		A.T., w/B+ Tab on Rear of Starter	FO	DD	12	3153N	3268N
V8 5.8L 351cid		M.T., w/B+ Post on Side of Starter	FO	DD	12	3132N	3241N
V8 5.8L 351cid		M.T., w/B+ Tab on Rear of Starter	FO	DD	12	3185N	3241N
V8 5.8L 351cid	1976-75	A.T.	FO	DD	12	3124N	3268N
V8 5.8L 351cid		M.T.	FO	DD	12	3132N	3241N
V8 6.6L 400cid	1982	Std. Unit	FO	DD	12	3152N	
V8 6.6L 400cid	1981	From Mid 1981	FO	DD	12	3152N	
V8 6.6L 400cid		To Mid 1981	FO	DD	12	3152N	
V8 6.6L 400cid	1980	Std. Unit	FO	DD	12	3152N	
V8 6.9L 420cid	1987-85	Diesel, Mitsubishi Unit	MI	OSGR	12	17037N	17577N
V8 6.9L 420cid		Diesel, NDenso Replacement Unit	ND	OSGR	12	16658N	17037N
V8 6.9L 420cid	1984-83	Diesel, Original Unit, DD Starter, 27MT	MI	OSGR	12	17037N	17577N
V8 6.9L 420cid		Diesel, Replacement Unit, OSGR Starter, 28MT	DR	OSGR	12	6573N	6840N
V8 7.3L 445cid	2002-01	Diesel, Visteon (Ford) Unit	FO	OSGR	12	6669N	17802N
V8 7.3L 445cid	2002-95	Diesel, NDenso Replacement Unit	ND	OSGR	12	17802N	
V8 7.3L 445cid	2000-95	Diesel, Mitsubishi Unit	MI	PLGR	12	17578N	17802N
V8 7.3L 445cid	1994	Diesel, Mitsubishi Unit, w/Nose Cone	MI	OSGR	12	17037N	17577N
V8 7.3L 445cid		Mitsubishi Unit, w/o Nose Cone	MI	PLGR	12	17577N	
V8 7.3L 445cid	1994-88	Diesel, NDenso Replacement Unit	ND	OSGR	12	16658N	17037N
V8 7.3L 445cid	1993-88	Diesel, Mitsubishi Unit	MI	OSGR	12	17037N	17577N
V8 7.5L 460cid	1996-92	A.T., Casting # F2TU-11131-BA	FO	PMGR	12	3247N	
V8 7.5L 460cid		M.T., Casting # F2TU-11131-CA	FO	PMGR	12	3246N	
V8 7.5L 460cid	1991-82	Std. Unit	FO	DD	12	3152N	
V8 7.5L 460cid	1981	From Mid 1981	FO	DD	12	3152N	
V8 7.5L 460cid		To Mid 1981	FO	DD	12	3152N	
V8 7.5L 460cid	1980-78	Std. Unit	FO	DD	12	3152N	
V8 7.5L 460cid	1977	w/o Solenoid On Starter	FO	DD	12	3152N	
V8 7.5L 460cid		w/Solenoid On Starter	FO	DD	12	3142N	
V8 7.5L 460cid	1976-75	Std. Unit	FO	DD	12	3142N	
E-350 Econoline Club Wagon							
L6 4.9L 300cid	1996	M.T.	FO	PMGR	12	3241N	
L6 4.9L 300cid	1996-92	A.T., Ford PMGR standard	FO	PMGR	12	3268N	18273N
L6 4.9L 300cid	1995-92	M.T., Ford PMGR standard	FO	PMGR	12	3241N	
L6 4.9L 300cid	1991-85	A.T.	FO	DD	12	3180N	3268N
L6 4.9L 300cid		M.T.	FO	DD	12	3185N	3241N
L6 4.9L 300cid	1984-83	A.T.	FO	DD	12	3180N	3268N

STARTERS

STARTERS

ENGINE	YEAR	APPLICATION	Mfg	Type	Volt	PART NO.	OPT. NO.
Ford (Cont'd)							
E-350 Econoline Club Wagon (Cont'd)							
L6 4.9L 300cid	1984-83	M.T.	FO	DD	12	3185N	3241N
L6 4.9L 300cid	1982	A.T.	FO	DD	12	3153N	3268N
L6 4.9L 300cid		M.T.	FO	DD	12	3185N	3241N
L6 4.9L 300cid	1981	A.T., From 1/15/81	FO	DD	12	3153N	3268N
L6 4.9L 300cid		A.T., To 1/15/81	FO	DD	12	3153N	3268N
L6 4.9L 300cid		M.T., From 1/15/81	FO	DD	12	3185N	3241N
L6 4.9L 300cid		M.T., To 1/15/81	FO	DD	12	3185N	3241N
L6 4.9L 300cid	1980-78	A.T.	FO	DD	12	3153N	3268N
L6 4.9L 300cid		M.T.	FO	DD	12	3185N	3241N
L6 4.9L 300cid	1977	A.T., w/B+ Post on Side of Starter	FO	DD	12	3124N	3268N
L6 4.9L 300cid		A.T., w/B+ Tab on Rear of Starter	FO	DD	12	3153N	3268N
L6 4.9L 300cid		M.T., w/B+ Post on Side of Starter	FO	DD	12	3132N	3241N
L6 4.9L 300cid		M.T., w/B+ Tab on Rear of Starter	FO	DD	12	3185N	3241N
V10 6.8L 415cid	2002-97	Std. Unit	FO	PMGR	12	3267N	
V8 5.0L 302cid	1980-79	A.T.	FO	DD	12	3153N	3268N
V8 5.0L 302cid		M.T.	FO	DD	12	3185N	3241N
V8 5.4L 330cid	2002-97	Std. Unit	FO	PMGR	12	3267N	
V8 5.8L 351cid	1996	M.T.	FO	PMGR	12	3241N	
V8 5.8L 351cid	1996-92	A.T., Ford PMGR standard	FO	PMGR	12	3268N	18273N
V8 5.8L 351cid	1995-92	A.T., Denso GR optional	ND	OSGR	12	18273N	
V8 5.8L 351cid		M.T., Ford PMGR standard	FO	PMGR	12	3241N	
V8 5.8L 351cid	1991-85	M.T.	FO	DD	12	3185N	3241N
V8 5.8L 351cid	1991-82	A.T.	FO	DD	12	3153N	3268N
V8 5.8L 351cid	1984-83	A.T.	FO	DD	12	3180N	3268N
V8 5.8L 351cid		M.T.	FO	DD	12	3185N	3241N
V8 5.8L 351cid	1982	M.T.	FO	DD	12	3185N	3241N
V8 5.8L 351cid	1981	A.T., Windsor Eng.	FO	DD	12	3153N	3268N
V8 5.8L 351cid		M.T., Windsor Eng.	FO	DD	12	3185N	3241N
V8 5.8L 351cid		Modified Eng.	FO	DD	12	3152N	
V8 5.8L 351cid	1980	A.T., Windsor Eng.	FO	DD	12	3153N	3268N
V8 5.8L 351cid		M.T., Windsor Eng.	FO	DD	12	3185N	3241N
V8 5.8L 351cid		Modified Eng.	FO	DD	12	3152N	
V8 5.8L 351cid	1979-78	A.T.	FO	DD	12	3153N	3268N
V8 5.8L 351cid		M.T.	FO	DD	12	3185N	3241N
V8 5.8L 351cid	1977	A.T., w/B+ Post on Side of Starter	FO	DD	12	3124N	3268N
V8 5.8L 351cid		A.T., w/B+ Tab on Rear of Starter	FO	DD	12	3153N	3268N
V8 5.8L 351cid		M.T., w/B+ Post on Side of Starter	FO	DD	12	3132N	3241N
V8 5.8L 351cid		M.T., w/B+ Tab on Rear of Starter	FO	DD	12	3185N	3241N
V8 6.6L 400cid	1982	Std. Unit	FO	DD	12	3152N	
V8 6.6L 400cid	1981	From Mid 1981	FO	DD	12	3152N	
V8 6.6L 400cid		To Mid 1981	FO	DD	12	3152N	
V8 6.6L 400cid	1980	Std. Unit	FO	DD	12	3152N	
V8 6.9L 420cid	1987-85	Diesel, Mitsubishi Unit	MI	OSGR	12	17037N	17577N
V8 6.9L 420cid		Diesel, NDenso Replacement Unit	ND	OSGR	12	16658N	17037N
V8 6.9L 420cid	1984-83	Diesel, Original Unit, DD Starter, 27MT	MI	OSGR	12	17037N	17577N
V8 6.9L 420cid		Diesel, Replacement Unit, OSGR Starter, 28MT	DR	OSGR	12	6573N	6840N
V8 7.3L 445cid	2002-01	Diesel, Visteon (Ford) Unit	FO	OSGR	12	6669N	17802N
V8 7.3L 445cid	2002-95	Diesel, NDenso Replacement Unit	ND	OSGR	12	17802N	
V8 7.3L 445cid	2000-95	Diesel, Mitsubishi Unit	MI	PLGR	12	17578N	17802N
V8 7.3L 445cid	1994	Diesel, Mitsubishi Unit, w/Nose Cone	MI	OSGR	12	17037N	17577N
V8 7.3L 445cid		Mitsubishi Unit, w/o Nose Cone	MI	PLGR	12	17577N	
V8 7.3L 445cid	1994-88	Diesel, NDenso Replacement Unit	ND	OSGR	12	16658N	17037N
V8 7.3L 445cid	1993-88	Diesel, Mitsubishi Unit	MI	OSGR	12	17037N	17577N
V8 7.5L 460cid	1996-92	A.T., Casting # F2TU-11131-BA	FO	PMGR	12	3247N	
V8 7.5L 460cid		M.T., Casting # F2TU-11131-CA	FO	PMGR	12	3246N	
V8 7.5L 460cid	1991-82	Std. Unit	FO	DD	12	3152N	
V8 7.5L 460cid	1981	From Mid 1981	FO	DD	12	3152N	
V8 7.5L 460cid		To Mid 1981	FO	DD	12	3152N	
V8 7.5L 460cid	1980-78	Std. Unit	FO	DD	12	3152N	
V8 7.5L 460cid	1977	w/o Solenoid On Starter	FO	DD	12	3152N	
V8 7.5L 460cid		w/Solenoid On Starter	FO	DD	12	3142N	
E-350 Super Duty							
V10 6.8L 415cid	2013	VIN S, To 12/17/2012	FO	PMGR	12	3267N	
V10 6.8L 415cid	2012-11	VIN S	FO	PMGR	12	3267N	
V10 6.8L 415cid	2010	Std. Unit	FO	PMGR	12	3267N	

STARTERS

ENGINE	YEAR	APPLICATION	Mfg	Type	Volt	PART NO.	OPT. NO.
Ford (Cont'd)							
E-350 Super Duty (Cont'd)							
V10 6.8L 415cid	2009-04	Std. Unit	FO	PMGR	12	3267N	
V8 5.4L 330cid	2013	VIN L, To 12/17/2012	FO	PMGR	12	3267N	
V8 5.4L 330cid	2012-11	VIN L	FO	PMGR	12	3267N	
V8 5.4L 330cid	2010	Std. Unit	FO	PMGR	12	3267N	
V8 5.4L 330cid	2009-04	Std. Unit	FO	PMGR	12	3267N	
V8 6.0L 363cid	2010	Diesel	FO	OSGR	12	6670N	
V8 6.0L 363cid	2009	Diesel	FO	OSGR	12	6675N	
V8 6.0L 363cid	2008-04	Diesel	FO	OSGR	12	6670N	
E-450 Econoline Super Duty							
V10 6.8L 415cid	2002	Ford System, Early	FO	PMGR	12	6646N	
V10 6.8L 415cid		Ford System, Late	FO	PMGR	12	3267N	
V10 6.8L 415cid	2001-00	Std. Unit	FO	PMGR	12	3267N	
V8 5.4L 330cid	2002-00	Std. Unit	FO	PMGR	12	3267N	
V8 7.3L 445cid	2002-01	Diesel, Visteon (Ford) Unit	FO	OSGR	12	6669N	17802N
V8 7.3L 445cid	2002-00	Diesel, NDenso Replacement Unit	ND	OSGR	12	17802N	
V8 7.3L 445cid	2000	Diesel, Mitsubishi Unit	MI	PLGR	12	17578N	17802N
E-450 Econoline Super Duty Stripped							
V10 6.8L 415cid	2002-00	Std. Unit	FO	PMGR	12	3267N	
V8 5.4L 330cid		Std. Unit	FO	PMGR	12	3267N	
V8 7.3L 445cid	2002-01	Diesel, Visteon (Ford) Unit	FO	OSGR	12	6669N	17802N
V8 7.3L 445cid	2002-00	Diesel, NDenso Replacement Unit	ND	OSGR	12	17802N	
V8 7.3L 445cid	2000	Diesel, Mitsubishi Unit	MI	PLGR	12	17578N	17802N
E-450 Super Duty							
V10 6.8L 415cid	2013	VIN S, To 12/17/2012	FO	PMGR	12	3267N	
V10 6.8L 415cid	2012-11	VIN S	FO	PMGR	12	3267N	
V10 6.8L 415cid	2010	Std. Unit	FO	PMGR	12	3267N	
V10 6.8L 415cid	2009-03	Std. Unit	FO	PMGR	12	3267N	
V8 5.4L 330cid	2013	VIN L, To 12/17/2012	FO	PMGR	12	3267N	
V8 5.4L 330cid	2012-11	VIN L	FO	PMGR	12	3267N	
V8 5.4L 330cid	2010	Std. Unit	FO	PMGR	12	3267N	
V8 5.4L 330cid	2009-03	Std. Unit	FO	PMGR	12	3267N	
V8 5.4L 330cid	2008-06	Ford System	FO	PMGR	12	3267N	
V8 6.0L 363cid	2008	Diesel	FO	OSGR	12	6670N	
V8 6.0L 363cid	2007-04	Ford System	FO	OSGR	12	6670N	
V8 7.3L 445cid	2003	Diesel, NDenso Replacement Unit	ND	OSGR	12	17802N	
V8 7.3L 445cid		Diesel, Visteon (Ford) Unit	FO	OSGR	12	6669N	17802N
E-450 Super Duty Stripped Chassis							
V10 6.8L 415cid	2003	Std. Unit	FO	PMGR	12	3267N	
V8 5.4L 330cid		Std. Unit	FO	PMGR	12	3267N	
V8 7.3L 445cid		Diesel, NDenso Replacement Unit	ND	OSGR	12	17802N	
V8 7.3L 445cid		Diesel, Visteon (Ford) Unit	FO	OSGR	12	6669N	17802N
E-550 Econoline Super Duty							
V10 6.8L 415cid	2002	Std. Unit	FO	PMGR	12	3267N	
V8 7.3L 445cid		Diesel, NDenso Replacement Unit	ND	OSGR	12	17802N	
V8 7.3L 445cid		Diesel, Visteon (Ford) Unit	FO	OSGR	12	6669N	17802N
E-550 Super Duty							
V10 6.8L 415cid	2003	Std. Unit	FO	PMGR	12	3267N	
V8 7.3L 445cid		Diesel, NDenso Replacement Unit	ND	OSGR	12	17802N	
V8 7.3L 445cid		Diesel, Visteon (Ford) Unit	FO	OSGR	12	6669N	17802N
Econoline Super Duty							
V10 6.8L 415cid	1999-97	Std. Unit	FO	PMGR	12	3267N	
V8 5.4L 330cid		Std. Unit	FO	PMGR	12	3267N	
V8 5.8L 351cid	1996	A.T., Ford PMGR standard	FO	PMGR	12	3268N	18273N
V8 5.8L 351cid		M.T.	FO	PMGR	12	3241N	
V8 7.3L 445cid	1999-96	Diesel, Mitsubishi Unit	MI	PLGR	12	17578N	17802N
V8 7.3L 445cid		Diesel, NDenso Replacement Unit	ND	OSGR	12	17802N	
V8 7.5L 460cid	1996	A.T., Casting # F2TU-11131-BA	FO	PMGR	12	3247N	
V8 7.5L 460cid		M.T., Casting # F2TU-11131-CA	FO	PMGR	12	3246N	
Excursion							
V10 6.8L 415cid	2005-00	Std. Unit	FO	PMGR	12	6646N	
V8 5.4L 330cid		Std. Unit	FO	PMGR	12	6646N	
V8 6.0L 363cid	2005-03	Diesel	FO	OSGR	12	6670N	

STARTERS

STARTERS

ENGINE	YEAR	APPLICATION	Mfg	Type	Volt	PART NO.	OPT. NO.
Ford (Cont'd)							
Excursion (Cont'd)							
V8 7.3L 445cid	2003-01	Diesel, Visteon (Ford) Unit	FO	OSGR	12	6669N	17802N
V8 7.3L 445cid	2003-00	Diesel, NDenso Replacement Unit	ND	OSGR	12	17802N	
V8 7.3L 445cid	2000	Diesel, Mitsubishi Unit	MI	PLGR	12	17578N	17802N
F Super Duty							
V8 7.3L 445cid	1997-95	Diesel, NDenso Replacement Unit	ND	OSGR	12	17802N	
V8 7.3L 445cid		Diesel, Std. Mitsubishi Unit	MI	PLGR	12	17578N	17802N
V8 7.3L 445cid	1994	VIN K, VIN M, Std. Mitsubishi Unit	MI	PLGR	12	17577N	
V8 7.3L 445cid	1994-90	Diesel, NDenso Replacement Unit	ND	OSGR	12	16658N	17037N
V8 7.3L 445cid	1993-88	Diesel, Std. Mitsubishi Unit	MI	OSGR	12	17037N	17577N
V8 7.5L 460cid	1997	A.T., VIN G	FO	PMGR	12	3247N	
V8 7.5L 460cid	1997-93	M.T., VIN G	FO	PMGR	12	3246N	
V8 7.5L 460cid	1996-94	A.T., VIN G	FO	PMGR	12	3247N	
V8 7.5L 460cid	1993	VIN G	FO	PMGR	12	3247N	
V8 7.5L 460cid	1992	A.T.	FO	PMGR	12	3247N	
V8 7.5L 460cid		M.T.	FO	PMGR	12	3246N	
V8 7.5L 460cid	1991-88	VIN G	FO	DD	12	3152N	
F-250							
L6 4.9L 300cid	1996-92	A.T., Denso GR optional	ND	OSGR	12	18273N	
L6 4.9L 300cid		A.T., Ford PMGR standard	FO	PMGR	12	3268N	18273N
L6 4.9L 300cid		M.T., Ford PMGR standard	FO	PMGR	12	3241N	
L6 4.9L 300cid	1991-85	A.T.	FO	DD	12	3180N	3268N
L6 4.9L 300cid		M.T.	FO	DD	12	3185N	3241N
L6 4.9L 300cid	1984-83	A.T.	FO	DD	12	3180N	3268N
L6 4.9L 300cid		M.T.	FO	DD	12	3185N	3241N
L6 4.9L 300cid	1982	A.T.	FO	DD	12	3153N	3268N
L6 4.9L 300cid		M.T.	FO	DD	12	3185N	3241N
L6 4.9L 300cid	1981	A.T., From 1/15/81	FO	DD	12	3153N	3268N
L6 4.9L 300cid		A.T., To 1/15/81	FO	DD	12	3153N	3268N
L6 4.9L 300cid		M.T., From 1/15/81	FO	DD	12	3185N	3241N
L6 4.9L 300cid		M.T., To 1/15/81	FO	DD	12	3185N	3241N
L6 4.9L 300cid	1980-78	A.T.	FO	DD	12	3153N	3268N
L6 4.9L 300cid		M.T.	FO	DD	12	3185N	3241N
L6 4.9L 300cid	1977	A.T., w/B+ Post on Side of Starter	FO	DD	12	3124N	3268N
L6 4.9L 300cid		A.T., w/B+ Tab on Rear of Starter	FO	DD	12	3153N	3268N
L6 4.9L 300cid		M.T., w/B+ Post on Side of Starter	FO	DD	12	3132N	3241N
L6 4.9L 300cid		M.T., w/B+ Tab on Rear of Starter	FO	DD	12	3185N	3241N
L6 4.9L 300cid	1976-75	A.T.	FO	DD	12	3124N	3268N
L6 4.9L 300cid		M.T.	FO	DD	12	3132N	3241N
V8 4.6L 281cid	1999	Std. Unit	FO	PMGR	12	6646N	
V8 4.6L 281cid	1998	Std. Unit	FO	PMGR	12	3267N	
V8 4.6L 281cid	1997	From 7/15/96	FO	PMGR	12	3267N	
V8 4.6L 281cid		To 7/15/96	FO	PMGR	12	3267N	
V8 5.0L 302cid	1996-92	A.T., Denso GR optional	ND	OSGR	12	18273N	
V8 5.0L 302cid		A.T., Ford PMGR standard	FO	PMGR	12	3268N	18273N
V8 5.0L 302cid		M.T., Ford PMGR standard	FO	PMGR	12	3241N	
V8 5.0L 302cid	1991-85	A.T.	FO	DD	12	3180N	3268N
V8 5.0L 302cid		M.T.	FO	DD	12	3185N	3241N
V8 5.0L 302cid	1984-83	A.T.	FO	DD	12	3180N	3268N
V8 5.0L 302cid		M.T.	FO	DD	12	3185N	3241N
V8 5.0L 302cid	1982	A.T.	FO	DD	12	3153N	3268N
V8 5.0L 302cid		M.T.	FO	DD	12	3185N	3241N
V8 5.0L 302cid	1981	A.T., From 1/15/81	FO	DD	12	3153N	3268N
V8 5.0L 302cid		A.T., To 1/15/81	FO	DD	12	3153N	3268N
V8 5.0L 302cid		M.T., From 1/15/81	FO	DD	12	3185N	3241N
V8 5.0L 302cid		M.T., To 1/15/81	FO	DD	12	3185N	3241N
V8 5.0L 302cid	1980-78	A.T.	FO	DD	12	3153N	3268N
V8 5.0L 302cid		M.T.	FO	DD	12	3185N	3241N
V8 5.0L 302cid	1977	A.T., w/B+ Post on Side of Starter	FO	DD	12	3124N	3268N
V8 5.0L 302cid		A.T., w/B+ Tab on Rear of Starter	FO	DD	12	3153N	3268N
V8 5.0L 302cid		M.T., w/B+ Post on Side of Starter	FO	DD	12	3132N	3241N
V8 5.0L 302cid		M.T., w/B+ Tab on Rear of Starter	FO	DD	12	3185N	3241N
V8 5.0L 302cid	1976-75	A.T.	FO	DD	12	3124N	3268N
V8 5.0L 302cid		M.T.	FO	DD	12	3132N	3241N
V8 5.4L 330cid	1999	Std. Unit	FO	PMGR	12	6646N	
V8 5.4L 330cid	1998-97	Std. Unit	FO	PMGR	12	3267N	

STARTERS

ENGINE	YEAR	APPLICATION	Mfg	Type	Volt	PART NO.	OPT. NO.
Ford (Cont'd)							
F-250 (Cont'd)							
V8 5.8L 351cid	1997	A.T., FordPMGR standard	FO	PMGR	12	3268N	18273N
V8 5.8L 351cid		M.T., 1st Production	FO	PMGR	12	3241N	
V8 5.8L 351cid		M.T., 2nd Prod	FO	PMGR	12	3241N	
V8 5.8L 351cid	1997-92	A.T., Denso GR optional	ND	OSGR	12	18273N	
V8 5.8L 351cid	1996-93	M.T., Ford PMGR standard	FO	PMGR	12	3241N	
V8 5.8L 351cid	1996-92	A.T., Ford PMGR standard	FO	PMGR	12	3268N	18273N
V8 5.8L 351cid	1992	M.T.	FO	PMGR	12	3241N	
V8 5.8L 351cid	1991-85	M.T.	FO	DD	12	3185N	3241N
V8 5.8L 351cid	1991-82	A.T.	FO	DD	12	3153N	3268N
V8 5.8L 351cid	1984-83	A.T.	FO	DD	12	3180N	3268N
V8 5.8L 351cid		M.T.	FO	DD	12	3185N	3241N
V8 5.8L 351cid	1982	M.T.	FO	DD	12	3185N	3241N
V8 5.8L 351cid	1981	A.T., Windsor Eng.	FO	DD	12	3153N	3268N
V8 5.8L 351cid		M.T., Windsor Eng.	FO	DD	12	3185N	3241N
V8 5.8L 351cid		Modified Eng.	FO	DD	12	3152N	
V8 5.8L 351cid	1980-78	Std. Unit	FO	DD	12	3152N	
V8 5.8L 351cid	1977	w/B+ Post on Side of Starter	FO	DD	12	3152N	
V8 5.8L 351cid		w/B+ Tab on Rear of Starter	FO	DD	12	3152N	
V8 5.9L 360cid	1976-75	Std. Unit	FO	DD	12	3131N	
V8 6.4L 390cid		Std. Unit	FO	DD	12	3131N	
V8 6.6L 400cid	1982-81	Std. Unit	FO	DD	12	3152N	
V8 6.6L 400cid	1980-78	Std. Unit	FO	DD	12	3152N	
V8 6.6L 400cid	1977	w/B+ Post on Side of Starter	FO	DD	12	3152N	
V8 6.6L 400cid		w/B+ Tab on Rear of Starter	FO	DD	12	3152N	
V8 6.9L 420cid	1987-85	Diesel, Mitsubishi Unit	MI	OSGR	12	17037N	17577N
V8 6.9L 420cid		Diesel, NDenso Replacement Unit	ND	OSGR	12	16658N	17037N
V8 6.9L 420cid	1984-83	Diesel, Original Unit, DD Starter, 27MT	MI	OSGR	12	17037N	17577N
V8 6.9L 420cid		Diesel, Replacement Unit, OSGR Starter, 28MT	DR	OSGR	12	6573N	6840N
V8 7.3L 445cid	1997-95	Diesel, Mitsubishi Unit	MI	PLGR	12	17578N	17802N
V8 7.3L 445cid		Diesel, NDenso Replacement Unit	ND	OSGR	12	17802N	
V8 7.3L 445cid	1994	Diesel, Exc Powerstroke, Mitsubishi Unit, w/Nose Cone .	MI	OSGR	12	17037N	17577N
V8 7.3L 445cid		Diesel, Exc Powerstroke, NDenso Replacement Unit	ND	OSGR	12	16658N	17037N
V8 7.3L 445cid		Diesel, Exc. Powerstroke, Mitsubishi Unit, w/Nose Cone	MI	OSGR	12	17037N	17577N
V8 7.3L 445cid		Diesel, Exc. Powerstroke, NDenso Replacement Unit	ND	OSGR	12	16658N	17037N
V8 7.3L 445cid		Diesel, Powerstroke Eng, Mitsubishi Unit	MI	PLGR	12	17578N	17802N
V8 7.3L 445cid		Diesel, Powerstroke Eng, NDenso Replacement Unit	ND	OSGR	12	17802N	
V8 7.3L 445cid		VIN K, VIN M, Exc. Powerstroke, Mitsubishi Unit, w/o Nose Cone	MI	PLGR	12	17577N	
V8 7.3L 445cid		VIN K, VIN M, Mitsubishi Unit, w/o Nose Cone	MI	PLGR	12	17577N	
V8 7.3L 445cid	1993-88	Diesel, Mitsubishi Unit	MI	OSGR	12	17037N	17577N
V8 7.3L 445cid		Diesel, NDenso Replacement Unit	ND	OSGR	12	16658N	17037N
V8 7.5L 460cid	1997	A.T., w/Post Terminal	FO	PMGR	12	3247N	
V8 7.5L 460cid		A.T., w/Spade Terminal	FO	PMGR	12	3247N	
V8 7.5L 460cid		M.T., w/Post Terminal	FO	PMGR	12	3246N	
V8 7.5L 460cid		M.T., w/Spade Terminal	FO	PMGR	12	3246N	
V8 7.5L 460cid	1996-92	A.T.	FO	PMGR	12	3247N	
V8 7.5L 460cid		M.T.	FO	PMGR	12	3246N	
V8 7.5L 460cid	1991-83	Std. Unit	FO	DD	12	3152N	
V8 7.5L 460cid	1979-78	Std. Unit	FO	DD	12	3152N	
V8 7.5L 460cid	1977	w/o Solenoid On Starter	FO	DD	12	3152N	
V8 7.5L 460cid		w/Solenoid On Starter	FO	DD	12	3142N	
V8 7.5L 460cid	1976-75	Std. Unit	FO	DD	12	3142N	
F-250 Pickup							
L6 3.5L 3524cc 215cid	1953	M.T., 6-Volt	FO	DD	6	3103N	
L6 3.9L 240cid	1974-68	A.T.	FO	DD	12	3124N	3268N
L6 3.9L 240cid		M.T.	FO	DD	12	3132N	3241N
L6 3.9L 3933cc 240cid	1974-65	A.T.	FO	DD	12	3124N	3268N
L6 3.9L 3933cc 240cid		M.T.	FO	DD	12	3132N	3241N
L6 4.3L 4294cc 262cid	1964	Std. Unit	FO	DD	12	3123N	
L6 4.3L 4294cc 262cid	1963-62	w/Nose Cone	FO	DD	12	3131N	
L6 4.3L 4294cc 262cid		w/o Nose Cone	FO	DD	12	3123N	
L6 4.3L 4294cc 262cid	1961	12-Volt	FO	DD	12	3115N	
L6 4.9L 300cid	1974-65	A.T.	FO	DD	12	3124N	3268N
L6 4.9L 300cid		M.T.	FO	DD	12	3132N	3241N
L6 4.9L 4917cc 300cid		A.T.	FO	DD	12	3124N	3268N

STARTERS

STARTERS

ENGINE	YEAR	APPLICATION	Mfg	Type	Volt	PART NO.	OPT. NO.
Ford (Cont'd)							
F-250 Pickup (Cont'd)							
L6 4.9L 4917cc 300cid	1974-65	M.T.	FO	DD	12	3132N	3241N
V8 3.9L 3917cc 239cid	1955-54	Ford DD, 6V	FO	DD	6	3110N	
V8 3.9L 3924cc 239cid	1953	M.T., 6-Volt	FO	DD	6	3103N	
V8 4.8L 4786cc 292cid	1964-62	Std. Unit	FO	DD	12	3123N	
V8 4.8L 4786cc 292cid	1961-57	12-Volt	FO	DD	12	3115N	
V8 5.0L 302cid	1974-72	A.T.	FO	DD	12	3124N	3268N
V8 5.0L 302cid		M.T.	FO	DD	12	3132N	3241N
V8 5.0L 4949cc 302cid	1974-69	A.T.	FO	DD	12	3124N	3268N
V8 5.0L 4949cc 302cid		M.T.	FO	DD	12	3132N	3241N
V8 5.0L 4950cc 302cid	1974-72	A.T.	FO	DD	12	3124N	3268N
V8 5.0L 4950cc 302cid		M.T.	FO	DD	12	3132N	3241N
V8 5.4L 5441cc 332cid	1961-60	12-Volt	FO	DD	12	3115N	
V8 5.8L 352cid	1965	Std. Unit	FO	DD	12	3131N	
V8 5.8L 5769cc 352cid	1967-65	Std. Unit	FO	DD	12	3131N	
V8 5.8L 5769cc 352cid	1959-57	12-Volt	FO	DD	12	3115N	
V8 5.9L 360cid	1974-68	Std. Unit	FO	DD	12	3131N	
V8 5.9L 5899cc 360cid		Std. Unit	FO	DD	12	3131N	
V8 5.9L 5900cc 360cid		Std. Unit	FO	DD	12	3131N	
V8 6.4L 390cid		Std. Unit	FO	DD	12	3131N	
V8 6.4L 6391cc 390cid		Std. Unit	FO	DD	12	3131N	
V8 6.4L 6392cc 390cid		Std. Unit	FO	DD	12	3131N	
V8 7.5L 460cid	1974-73	Std. Unit	FO	DD	12	3142N	
V8 7.5L 7539cc 460cid		Std. Unit	FO	DD	12	3142N	
F-250 Super Duty							
V10 6.8L 415cid	2010-99	Std. Unit	FO	PMGR	12	6646N	
V10 6.8L 415cid	2009	w/Nose Cone	FO	PMGR	12	3267N	
V10 6.8L 415cid		w/o Nose Cone	FO	PMGR	12	6646N	
V10 6.8L 415cid	2008-07	Std. Unit	FO	PMGR	12	6646N	
V8 5.4L 330cid	2010	Std. Unit	FO	PMGR	12	3267N	
V8 5.4L 330cid	2009	From 12/16/08	FO	PMGR	12	3267N	
V8 5.4L 330cid		w/o Nose Cone	FO	PMGR	12	6646N	
V8 5.4L 330cid	2008-07	Std. Unit	FO	PMGR	12	6646N	
V8 5.4L 330cid	2006-99	Std. Unit	FO	PMGR	12	6646N	
V8 6.0L 363cid	2007-03	Diesel	FO	OSGR	12	6670N	
V8 6.2L 6210cc 379cid	2013	To 11/15/2012	FO	PMGR	12	6646N	
V8 6.2L 6210cc 379cid	2012	To 11/15/2012	FO	PMGR	12	6646N	
V8 6.2L 6210cc 379cid	2011	Std. Unit	FO	PMGR	12	6646N	
V8 6.4L 391cid	2010-08	Diesel	FO	OSGR	12	6675N	
V8 7.3L 445cid	2003-02	Diesel, Visteon (Ford) Unit	FO	OSGR	12	6669N	17802N
V8 7.3L 445cid	2003-99	Diesel, NDenso Replacement Unit	ND	OSGR	12	17802N	
V8 7.3L 445cid	2001	Diesel, 2-Bolt Mtg, NDenso Replacement Unit	ND	OSGR	12	17802N	
V8 7.3L 445cid		Diesel, 2-Bolt Mtg, Visteon (Ford) Unit	FO	OSGR	12	6669N	17802N
V8 7.3L 445cid		Diesel, 3-Bolt Mtg, Mitsubishi Unit	MI	PLGR	12	17578N	17802N
V8 7.3L 445cid	2000-99	Diesel, Mitsubishi Unit	MI	PLGR	12	17578N	17802N
F-350							
L6 4.9L 300cid	1996	M.T.	FO	PMGR	12	3241N	
L6 4.9L 300cid	1996-92	A.T., Ford PMGR standard	FO	PMGR	12	3268N	18273N
L6 4.9L 300cid	1995-92	M.T., Ford PMGR standard	FO	PMGR	12	3241N	
L6 4.9L 300cid	1991-85	A.T.	FO	DD	12	3180N	3268N
L6 4.9L 300cid		M.T.	FO	DD	12	3185N	3241N
L6 4.9L 300cid	1984-83	A.T.	FO	DD	12	3180N	3268N
L6 4.9L 300cid		M.T.	FO	DD	12	3185N	3241N
L6 4.9L 300cid	1982	A.T.	FO	DD	12	3153N	3268N
L6 4.9L 300cid		M.T.	FO	DD	12	3185N	3241N
L6 4.9L 300cid	1981	A.T., From 1/15/81	FO	DD	12	3153N	3268N
L6 4.9L 300cid		A.T., To 1/15/81	FO	DD	12	3153N	3268N
L6 4.9L 300cid		M.T., From 1/15/81	FO	DD	12	3185N	3241N
L6 4.9L 300cid		M.T., To 1/15/81	FO	DD	12	3185N	3241N
L6 4.9L 300cid	1980-78	A.T.	FO	DD	12	3153N	3268N
L6 4.9L 300cid		M.T.	FO	DD	12	3185N	3241N
L6 4.9L 300cid	1977	A.T., w/B+ Post on Side of Starter	FO	DD	12	3124N	3268N
L6 4.9L 300cid		A.T., w/B+ Tab on Rear of Starter	FO	DD	12	3153N	3268N
L6 4.9L 300cid		M.T., w/B+ Post on Side of Starter	FO	DD	12	3132N	3241N
L6 4.9L 300cid		M.T., w/B+ Tab on Rear of Starter	FO	DD	12	3185N	3241N
L6 4.9L 300cid	1976-75	A.T.	FO	DD	12	3124N	3268N

STARTERS

ENGINE	YEAR	APPLICATION	Mfg	Type	Volt	PART NO.	OPT. NO.
Ford (Cont'd)							
F-350 (Cont'd)							
L6 4.9L 300cid	1976-75	M.T.	FO	DD	12	3132N	3241N
V8 5.0L 302cid	1996	A.T., Denso GR optional	ND	OSGR	12	18273N	
V8 5.0L 302cid	1980-78	A.T.	FO	DD	12	3153N	3268N
V8 5.0L 302cid		M.T.	FO	DD	12	3185N	3241N
V8 5.0L 302cid	1977	A.T., w/B+ Post on Side of Starter	FO	DD	12	3124N	3268N
V8 5.0L 302cid		A.T., w/B+ Tab on Rear of Starter	FO	DD	12	3153N	3268N
V8 5.0L 302cid		M.T., w/B+ Post on Side of Starter	FO	DD	12	3132N	3241N
V8 5.0L 302cid		M.T., w/B+ Tab on Rear of Starter	FO	DD	12	3185N	3241N
V8 5.0L 302cid	1976-75	A.T.	FO	DD	12	3124N	3268N
V8 5.0L 302cid		M.T.	FO	DD	12	3132N	3241N
V8 5.8L 351cid	1997	M.T., 1st Prod	FO	PMGR	12	3241N	
V8 5.8L 351cid		M.T., 2nd Prod	FO	PMGR	12	3241N	
V8 5.8L 351cid	1997-92	A.T., Ford PMGR standard	FO	PMGR	12	3268N	18273N
V8 5.8L 351cid	1996	M.T.	FO	PMGR	12	3241N	
V8 5.8L 351cid	1995-92	A.T., Denso GR optional	ND	OSGR	12	18273N	
V8 5.8L 351cid		M.T., Ford PMGR standard	FO	PMGR	12	3241N	
V8 5.8L 351cid	1991-85	M.T.	FO	DD	12	3185N	3241N
V8 5.8L 351cid	1991-82	A.T.	FO	DD	12	3153N	3268N
V8 5.8L 351cid	1984-83	A.T.	FO	DD	12	3180N	3268N
V8 5.8L 351cid		M.T.	FO	DD	12	3185N	3241N
V8 5.8L 351cid	1982	M.T.	FO	DD	12	3185N	3241N
V8 5.8L 351cid	1981	A.T., Windsor Eng.	FO	DD	12	3153N	3268N
V8 5.8L 351cid		M.T., Windsor Eng.	FO	DD	12	3185N	3241N
V8 5.8L 351cid		Modified Eng.	FO	DD	12	3152N	
V8 5.8L 351cid	1980-78	Std. Unit	FO	DD	12	3152N	
V8 5.8L 351cid	1977	w/B+ Post on Side of Starter	FO	DD	12	3152N	
V8 5.8L 351cid		w/B+ Tab on Rear of Starter	FO	DD	12	3152N	
V8 5.9L 360cid	1976-75	Std. Unit	FO	DD	12	3131N	
V8 6.4L 390cid		Std. Unit	FO	DD	12	3131N	
V8 6.6L 400cid	1982-81	Std. Unit	FO	DD	12	3152N	
V8 6.6L 400cid	1980-78	Std. Unit	FO	DD	12	3152N	
V8 6.6L 400cid	1977	w/B+ Post on Side of Starter	FO	DD	12	3152N	
V8 6.6L 400cid		w/B+ Tab on Rear of Starter	FO	DD	12	3152N	
V8 6.9L 420cid	1987-85	Diesel, Mitsubishi Unit	MI	OSGR	12	17037N	17577N
V8 6.9L 420cid		Diesel, NDenso Replacement Unit	ND	OSGR	12	16658N	17037N
V8 6.9L 420cid	1984-83	Diesel, Original Unit, DD Starter, 27MT	MI	OSGR	12	17037N	17577N
V8 6.9L 420cid		Diesel, Replacement Unit, OSGR Starter, 28MT	DR	OSGR	12	6573N	6840N
V8 7.3L 445cid	1997-95	Diesel, Mitsubishi Unit	MI	PLGR	12	17578N	17802N
V8 7.3L 445cid		Diesel, NDenso Replacement Unit	ND	OSGR	12	17802N	
V8 7.3L 445cid	1994	Diesel, Exc Powerstroke, Mitsubishi Unit, w/Nose Cone .	MI	OSGR	12	17037N	17577N
V8 7.3L 445cid		Diesel, Exc Powerstroke, NDenso Replacement Unit	ND	OSGR	12	16658N	17037N
V8 7.3L 445cid		Diesel, Exc. Powerstroke, Mitsubishi Unit, w/Nose Cone	MI	OSGR	12	17037N	17577N
V8 7.3L 445cid		Diesel, Exc. Powerstroke, NDenso Replacement Unit	ND	OSGR	12	16658N	17037N
V8 7.3L 445cid		Diesel, Powerstroke Eng, Mitsubishi Unit	MI	PLGR	12	17578N	17802N
V8 7.3L 445cid		Diesel, Powerstroke Eng, NDenso Replacement Unit	ND	OSGR	12	17802N	
V8 7.3L 445cid		VIN K, VIN M, Exc. Powerstroke, Mitsubishi Unit, w/o Nose Cone	MI	PLGR	12	17577N	
V8 7.3L 445cid		VIN K, VIN M, Mitsubishi Unit, w/o Nose Cone	MI	PLGR	12	17577N	
V8 7.3L 445cid	1993-88	Diesel, Mitsubishi Unit	MI	OSGR	12	17037N	17577N
V8 7.3L 445cid		Diesel, NDenso Replacement Unit	ND	OSGR	12	16658N	17037N
V8 7.5L 460cid	1997	A.T., w/Post Terminal	FO	PMGR	12	3247N	
V8 7.5L 460cid		A.T., w/Spade Terminal	FO	PMGR	12	3247N	
V8 7.5L 460cid		M.T., w/Post Terminal	FO	PMGR	12	3246N	
V8 7.5L 460cid		M.T., w/Spade Terminal	FO	PMGR	12	3246N	
V8 7.5L 460cid	1996-92	A.T.	FO	PMGR	12	3247N	
V8 7.5L 460cid		M.T.	FO	PMGR	12	3246N	
V8 7.5L 460cid	1991-83	Std. Unit	FO	DD	12	3152N	
V8 7.5L 460cid	1979-78	Std. Unit	FO	DD	12	3152N	
V8 7.5L 460cid	1977	w/o Solenoid On Starter	FO	DD	12	3152N	
V8 7.5L 460cid		w/Solenoid On Starter	FO	DD	12	3142N	
V8 7.5L 460cid	1976-75	Std. Unit	FO	DD	12	3142N	
F-350 Pickup							
L6 3.5L 3524cc 215cid	1953	M.T., 6-Volt	FO	DD	6	3103N	
L6 3.9L 240cid	1974-68	A.T.	FO	DD	12	3124N	3268N
L6 3.9L 240cid		M.T.	FO	DD	12	3132N	3241N

STARTERS

STARTERS

ENGINE	YEAR	APPLICATION	Mfg	Type	Volt	PART NO.	OPT. NO.
Ford (Cont'd)							
F-350 Pickup (Cont'd)							
L6 3.9L 3933cc 240cid	1974-65	A.T.	FO	DD	12	3124N	3268N
L6 3.9L 3933cc 240cid		M.T.	FO	DD	12	3132N	3241N
L6 4.3L 4294cc 262cid	1964	Std. Unit	FO	DD	12	3123N	
L6 4.3L 4294cc 262cid	1963-62	w/Nose Cone	FO	DD	12	3131N	
L6 4.3L 4294cc 262cid		w/o Nose Cone	FO	DD	12	3123N	
L6 4.3L 4294cc 262cid	1961	12-Volt	FO	DD	12	3115N	
L6 4.9L 300cid	1974-65	A.T.	FO	DD	12	3124N	3268N
L6 4.9L 300cid		M.T.	FO	DD	12	3132N	3241N
L6 4.9L 4917cc 300cid		A.T.	FO	DD	12	3124N	3268N
L6 4.9L 4917cc 300cid		M.T.	FO	DD	12	3132N	3241N
V8 3.9L 3917cc 239cid	1955-54	Ford DD, 6V	FO	DD	6	3110N	
V8 3.9L 3924cc 239cid	1953	M.T., 6-Volt	FO	DD	6	3103N	
V8 4.8L 4786cc 292cid	1964-62	Std. Unit	FO	DD	12	3123N	
V8 4.8L 4786cc 292cid	1961-57	12-Volt	FO	DD	12	3115N	
V8 5.0L 302cid	1974-72	A.T.	FO	DD	12	3124N	3268N
V8 5.0L 302cid		M.T.	FO	DD	12	3132N	3241N
V8 5.0L 4949cc 302cid		A.T.	FO	DD	12	3124N	3268N
V8 5.0L 4949cc 302cid		M.T.	FO	DD	12	3132N	3241N
V8 5.0L 4950cc 302cid		A.T.	FO	DD	12	3124N	3268N
V8 5.0L 4950cc 302cid		M.T.	FO	DD	12	3132N	3241N
V8 5.4L 5441cc 332cid	1961-60	12-Volt	FO	DD	12	3115N	
V8 5.8L 352cid	1965	Std. Unit	FO	DD	12	3131N	
V8 5.8L 5769cc 352cid	1967-65	Std. Unit	FO	DD	12	3131N	
V8 5.8L 5769cc 352cid	1959-57	12-Volt	FO	DD	12	3115N	
V8 5.9L 360cid	1974-68	Std. Unit	FO	DD	12	3131N	
V8 5.9L 5899cc 360cid		Std. Unit	FO	DD	12	3131N	
V8 5.9L 5900cc 360cid		Std. Unit	FO	DD	12	3131N	
V8 6.4L 390cid		Std. Unit	FO	DD	12	3131N	
V8 6.4L 6391cc 390cid		Std. Unit	FO	DD	12	3131N	
V8 6.4L 6392cc 390cid		Std. Unit	FO	DD	12	3131N	
V8 7.5L 460cid	1974-73	Std. Unit	FO	DD	12	3142N	
V8 7.5L 7539cc 460cid		Std. Unit	FO	DD	12	3142N	
F-350 Super Duty							
V10 6.8L 415cid	2010-99	Std. Unit	FO	PMGR	12	6646N	
V10 6.8L 415cid	2009	w/Nose Cone	FO	PMGR	12	3267N	
V10 6.8L 415cid		w/o Nose Cone	FO	PMGR	12	6646N	
V10 6.8L 415cid	2008-07	Std. Unit	FO	PMGR	12	6646N	
V8 5.4L 330cid	2010	Std. Unit	FO	PMGR	12	3267N	
V8 5.4L 330cid	2009	From 12/16/08	FO	PMGR	12	3267N	
V8 5.4L 330cid		w/o Nose Cone	FO	PMGR	12	6646N	
V8 5.4L 330cid	2008-07	Std. Unit	FO	PMGR	12	6646N	
V8 5.4L 330cid	2006-99	Std. Unit	FO	PMGR	12	6646N	
V8 6.0L 363cid	2007-03	Diesel	FO	OSGR	12	6670N	
V8 6.2L 6210cc 379cid	2013	To 11/15/2012	FO	PMGR	12	6646N	
V8 6.2L 6210cc 379cid	2012-11	Std. Unit	FO	PMGR	12	6646N	
V8 6.4L 391cid	2010-08	Diesel	FO	OSGR	12	6675N	
V8 7.3L 445cid	2003-02	Diesel, Visteon (Ford) Unit	FO	OSGR	12	6669N	17802N
V8 7.3L 445cid	2003-99	Diesel, NDenso Replacement Unit	ND	OSGR	12	17802N	
V8 7.3L 445cid	2001	Diesel, 2-Bolt Mtg, NDenso Replacement Unit	ND	OSGR	12	17802N	
V8 7.3L 445cid		Diesel, 2-Bolt Mtg, Visteon (Ford) Unit	FO	OSGR	12	6669N	17802N
V8 7.3L 445cid		Diesel, 3-Bolt Mtg, Mitsubishi Unit	MI	PLGR	12	17578N	17802N
V8 7.3L 445cid	2000-99	Diesel, Mitsubishi Unit	MI	PLGR	12	17578N	17802N
F-450 Super Duty							
V10 6.8L 415cid	2013	To 11/15/2012	FO	PMGR	12	6646N	
V10 6.8L 415cid	2012-11	Std. Unit	FO	PMGR	12	6646N	
V10 6.8L 415cid	2010-99	Std. Unit	FO	PMGR	12	6646N	
V10 6.8L 415cid	2008-07	Std. Unit	FO	PMGR	12	6646N	
V8 6.0L 363cid	2007-06	Diesel	FO	OSGR	12	6670N	
V8 6.0L 363cid	2005-03	Ford System	FO	OSGR	12	6670N	
V8 6.4L 391cid	2010-08	Diesel	FO	OSGR	12	6675N	
V8 7.3L 445cid	2003-02	Diesel, Visteon (Ford) Unit	FO	OSGR	12	6669N	17802N
V8 7.3L 445cid	2003-99	Diesel, NDenso Replacement Unit	ND	OSGR	12	17802N	
V8 7.3L 445cid	2001	Diesel, 2-Bolt Mtg, NDenso Replacement Unit	ND	OSGR	12	17802N	
V8 7.3L 445cid		Diesel, 2-Bolt Mtg, Visteon (Ford) Unit	FO	OSGR	12	6669N	17802N
V8 7.3L 445cid		Diesel, 3-Bolt Mtg, Mitsubishi Unit	MI	PLGR	12	17578N	17802N

STARTERS

ENGINE	YEAR	APPLICATION	Mfg	Type	Volt	PART NO.	OPT. NO.
Ford (Cont'd)							
F-450 Super Duty (Cont'd)							
V8 7.3L 445cid	2000-99	Diesel, Mitsubishi Unit	MI	PLGR	12	17578N	17802N
V8 7.3L 445cid		Mitsubishi System	MI	PLGR	12	17578N	17802N
F-500							
V8 5.9L 360cid	1976-75	Std. Unit	FO	DD	12	3131N	
V8 6.4L 390cid		Std. Unit	FO	DD	12	3131N	
F53							
V10 6.8L 415cid	2013	To 11/15/2012	FO	PMGR	12	6646N	
V10 6.8L 415cid	2012-11	Std. Unit	FO	PMGR	12	6646N	
V10 6.8L 415cid	2010-99	Std. Unit	FO	PMGR	12	6646N	
V10 6.8L 415cid	2008-07	Std. Unit	FO	PMGR	12	6646N	
V8 7.5L 460cid	1997-92	A.T., VIN G	FO	PMGR	12	3247N	
V8 7.5L 460cid		M.T., VIN G	FO	PMGR	12	3246N	
V8 7.5L 460cid	1991-88	Std. Unit	FO	DD	12	3152N	
F-550 Super Duty							
V10 6.8L 415cid	2013	To 11/15/2012	FO	PMGR	12	6646N	
V10 6.8L 415cid	2012-11	Std. Unit	FO	PMGR	12	6646N	
V10 6.8L 415cid	2010	Std. Unit	FO	PMGR	12	6646N	
V10 6.8L 415cid	2009	w/Nose Cone	FO	PMGR	12	3267N	
V10 6.8L 415cid		w/o Nose Cone, Early	FO	PMGR	12	6646N	
V10 6.8L 415cid		w/o Nose Cone, Late	FO	PMGR	12	6646N	
V10 6.8L 415cid	2008-07	Std. Unit	FO	PMGR	12	6646N	
V10 6.8L 415cid	2006	Opt. Starter	FO	PMGR	12	6646N	
V10 6.8L 415cid		Std. Starter	FO	PMGR	12	6646N	
V10 6.8L 415cid	2005-99	Ford System	FO	PMGR	12	6646N	
V8 6.0L 363cid	2007	Diesel	FO	OSGR	12	6670N	
V8 6.0L 363cid	2006-03	Ford System	FO	OSGR	12	6670N	
V8 6.4L 391cid	2010-08	Diesel	FO	OSGR	12	6675N	
V8 7.3L 445cid	2003-02	Diesel, Visteon (Ford) Unit	FO	OSGR	12	6669N	17802N
V8 7.3L 445cid	2003-99	Diesel, NDenso Replacement Unit	ND	OSGR	12	17802N	
V8 7.3L 445cid	2001	Diesel, 2-Bolt Mtg, NDenso Replacement Unit	ND	OSGR	12	17802N	
V8 7.3L 445cid		Diesel, 2-Bolt Mtg, Visteon (Ford) Unit	FO	OSGR	12	6669N	17802N
V8 7.3L 445cid		Diesel, 3-Bolt Mtg, Mitsubishi Unit	MI	PLGR	12	17578N	17802N
V8 7.3L 445cid	2000-99	Diesel, Mitsubishi Unit	MI	PLGR	12	17578N	17802N
V8 7.3L 445cid		Mitsubishi System	MI	PLGR	12	17578N	17802N
F59							
V8 7.3L 445cid	1997-94	VIN F, Mitsubishi Unit	MI	PLGR	12	17578N	17802N
V8 7.3L 445cid		VIN K, VIN M, Mitsubishi Unit, w/o Nose Cone	MI	PLGR	12	17577N	
V8 7.3L 445cid	1993-88	Mitsubishi Unit	MI	OSGR	12	17037N	17577N
F600							
Caterpillar 3208	1989-85	Delco 42MT	DR	DD	12	6371N	6907N
Caterpillar 3208		Denso PLGR, serv. unit (Repl. 40, 42MT)	ND	PLGR	12	18572N	6907N
Caterpillar 3208	1984-82	Delco 40MT	DR	DD	12	3339N	18572N
Caterpillar 3306	1994-88	Delco 42MT	DR	DD	12	6516N	6566N
Cummins	5.9L-359						
(FD1060)	1999-92	w/Allison AT545, DR OSGR, 28MT	DR	OSGR	12	6585N	6841N
Cummins	5.9L-359						
(FD1060)		w/o Allison AT545, DR OSGR, 28MT	DR	OSGR	12	6595N	
Cummins	8.3L-504						
(FD1460)		Delco 37MT (w/Ground Stud, w/OCP)	DR	DD	12	6464N	
Cummins	8.3L-504						
(FD1460)		Delco 37MT (w/o Ground Stud)	DR	DD	12	6382N-PT	6807N
Cummins	8.3L-504						
(FD1460)		Delco 38MT Replacement	DR	PLGR	12	6807N	
Cummins	8.3L-504						
(FD1460)		Denso OSGR Replacement	ND	OSGR	12	18989N	6668N
DD 8.2L (501)	1989-88	Delco 37MT	DR	DD	12	6348N-PT	
Ford 6.6L (401) L6 Diesel	1995-94	Delco 37MT	DR	DD	12	6398N-PT	
Ford 7.0L (429) V8 Gas	1998-95	w/M.T., Ford PMGR	FO	PMGR	12	6640N	
Ford 7.8L (476) L6 Diesel	1995-90	Delco 37MT	DR	DD	12	6398N-PT	
L6 5.9L 359cid	1994-93	w/Allison AT545, DR OSGR, 28MT	DR	OSGR	12	6585N	6841N
L6 5.9L 359cid		w/Allison AT545, FD1060, Delco 29MT	DR	PLGR	12	6841N	
L6 5.9L 359cid		w/o Allison AT545, DR OSGR, 28MT	DR	OSGR	12	6595N	
L6 6.6L 401cid	1993-89	Delco 37MT	DR	DD	12	6398N-PT	

STARTERS

STARTERS

ENGINE	YEAR	APPLICATION	Mfg	Type	Volt	PART NO.	OPT. NO.
Ford (Cont'd)							
F600 (Cont'd)							
L6 6.6L 401cid	1988-86	Delco 37MT	DR	DD	12	6398N-PT	
L6 7.8L 473cid	1989	Delco 37MT	DR	DD	12	6398N-PT	
L6 7.8L 473cid	1988-87	Delco 37MT	DR	DD	12	6398N-PT	
V8 6.1L 370cid	1991	Ford System	FO	DD	12	3165N	
V8 6.1L 370cid	1990-82	Ford System	FO	DD	12	3165N	
V8 7.0L 429cid	1994-92	w/A.T., Ford PMGR	FO	PMGR	12	3234N	
V8 7.0L 429cid		w/M.T., Ford PMGR	FO	PMGR	12	6640N	
V8 7.0L 429cid	1991-82	Std. Unit	FO	DD	12	3165N	
V8 8.2L 501cid	1987	Delco 37MT	DR	DD	12	6348N-PT	
V8 8.2L 501cid	1986-82	Delco 37MT	DR	DD	12	6348N-PT	
F650							
L6 5.9L 359cid	2006-00	Cummins ISB, Delco 28MT	DR	OSGR	12	6603N	6840N
L6 5.9L 359cid		Cummins ISB, Delco 29MT (Replaces 28MT)	DR	PLGR	12	6840N	
L6 7.2L 441cid	2004	Caterpillar C-7, Delco System	DR	DD	12	6752N	
L6 7.2L 441cid	2003-00	Caterpillar 3126, Delco 37MT	DR	DD	12	6752N	
L6 7.2L 441cid		Caterpillar 3126, Delco 41MT w/OCP	DR	DD	12	6668N	18989N
L6 7.2L 441cid		Caterpillar 3126, Denso OSGR Replacement	ND	OSGR	12	18989N	6668N
V8 7.3L 444cid	2001-00	Delco System	DR	DD	12	6297N-PT	
F700							
Caterpillar 3208	1989-85	Delco 42MT	DR	DD	12	6371N	6907N
Caterpillar 3208		Denso PLGR, serv. unit (Repl. 40, 42MT)	ND	PLGR	12	18572N	6907N
Caterpillar 3208	1984-82	Delco 40MT	DR	DD	12	3339N	18572N
Caterpillar 3306	1994-88	Delco 42MT	DR	DD	12	6516N	6566N
Cummins (FD1060)	5.9L-359 1999-92	w/Allison AT545, DR OSGR, 28MT	DR	OSGR	12	6585N	6841N
Cummins (FD1060)	5.9L-359	w/o Allison AT545, DR OSGR, 28MT	DR	OSGR	12	6595N	
Cummins (FD1460)	8.3L-504	Delco 37MT (w/Ground Stud, w/OCP)	DR	DD	12	6464N	
Cummins (FD1460)	8.3L-504	Delco 37MT (w/o Ground Stud)	DR	DD	12	6382N-PT	6807N
Cummins (FD1460)	8.3L-504	Delco 38MT Replacement	DR	PLGR	12	6807N	
Cummins (FD1460)	8.3L-504	Denso OSGR Replacement	ND	OSGR	12	18989N	6668N
DD 8.2L (501)	1989-88	Delco 37MT	DR	DD	12	6348N-PT	
Ford 6.6L (401) L6 Diesel	1995-94	Delco 37MT	DR	DD	12	6398N-PT	
Ford 7.8L (476) L6 Diesel	1995-92	Delco 37MT	DR	DD	12	6398N-PT	
L6 5.9L 359cid	1997-93	w/Allison AT545, DR OSGR, 28MT	DR	OSGR	12	6585N	6841N
L6 5.9L 359cid		w/Allison AT545, FD1060, Delco 29MT	DR	PLGR	12	6841N	
L6 5.9L 359cid	1996-93	w/o Allison AT545, DR OSGR, 28MT	DR	OSGR	12	6595N	
L6 6.6L 401cid	1993-89	Delco 37MT	DR	DD	12	6398N-PT	
L6 6.6L 401cid	1988-86	Delco 37MT	DR	DD	12	6398N-PT	
L6 7.8L 473cid	1991-89	Delco 37MT	DR	DD	12	6398N-PT	
L6 7.8L 473cid	1988-87	Delco 37MT	DR	DD	12	6398N-PT	
V8 6.1L 370cid	1991-82	Ford System	FO	DD	12	3165N	
V8 7.0L 429cid	1998-92	w/A.T., Ford PMGR	FO	PMGR	12	3234N	
V8 7.0L 429cid		w/M.T., Ford PMGR	FO	PMGR	12	6640N	
V8 7.0L 429cid	1991-82	Std. Unit	FO	DD	12	3165N	
V8 8.2L 501cid	1987	Delco 37MT	DR	DD	12	6348N-PT	
V8 8.2L 501cid	1986-82	Delco 37MT	DR	DD	12	6348N-PT	
F750							
L6 5.9L 359cid	2006-00	Cummins ISB, Delco 28MT	DR	OSGR	12	6603N	6840N
L6 5.9L 359cid		Cummins ISB, Delco 29MT (Replaces 28MT)	DR	PLGR	12	6840N	
L6 7.2L 441cid	2004	Caterpillar C-7, Delco System	DR	DD	12	6752N	
L6 7.2L 441cid	2003-00	Caterpillar 3126, Delco 37MT	DR	DD	12	6752N	
L6 7.2L 441cid		Caterpillar 3126, Delco 41MT w/OCP	DR	DD	12	6668N	18989N
L6 7.2L 441cid		Caterpillar 3126, Denso OSGR Replacement	ND	OSGR	12	18989N	6668N
V8 7.3L 444cid	2001-00	Delco System	DR	DD	12	6297N-PT	
F800							
6 Cyl. 8.3L 504cid	1999	Cummins 8.3L-504 (FD1460), Denso OSGR Replacement	ND	OSGR	12	18989N	6668N
6 Cyl. 8.3L 504cid		FD1460, Delco 38MT Replacement	DR	PLGR	12	6807N	
8 Cyl. 7.0L 429cid	1991	Std. Unit	FO	DD	12	3165N	

STARTERS

ENGINE	YEAR	APPLICATION	Mfg	Type	Volt	PART NO.	OPT. NO.
Ford (Cont'd)							
F800 (Cont'd)							
Caterpillar 3208	1989-85	Delco 42MT	DR	DD	12	6371N	6907N
Caterpillar 3208		Denso PLGR, serv. unit (Repl. 40, 42MT)	ND	PLGR	12	18572N	6907N
Caterpillar 3208	1984-82	Delco 40MT	DR	DD	12	3339N	18572N
Caterpillar 3306	1994-88	Delco 42MT	DR	DD	12	6516N	6566N
Cummins (FD1060)	5.9L-359 1992	w/Allison AT545, DR OSGR, 28MT	DR	OSGR	12	6585N	6841N
Cummins (FD1060)	5.9L-359	w/o Allison AT545, DR OSGR, 28MT	DR	OSGR	12	6595N	
Cummins (FD1460)	8.3L-504 1999	Delco 37MT (w/Ground Stud, w/OCP)	DR	DD	12	6464N	
Cummins (FD1460)	8.3L-504	Delco 37MT (w/o Ground Stud)	DR	DD	12	6382N-PT	6807N
DD 8.2L (501)	1989-88	Delco 37MT	DR	DD	12	6348N-PT	
Ford 6.6L (401) L6 Diesel	1995-89	Delco 37MT	DR	DD	12	6398N-PT	
Ford 7.0L (429) V8 Gas	1996-92	w/M.T., Ford PMGR	FO	PMGR	12	6640N	
Ford 7.8L (476) L6 Diesel	1995-94	Delco 37MT	DR	DD	12	6398N-PT	
L6 5.9L 359cid	1999-93	w/Allison AT545, DR OSGR, 28MT	DR	OSGR	12	6585N	6841N
L6 5.9L 359cid		w/Allison AT545, FD1060, Delco 29MT	DR	PLGR	12	6841N	
L6 5.9L 359cid		w/o Allison AT545, DR OSGR, 28MT	DR	OSGR	12	6595N	
L6 7.8L 473cid	1993-89	Delco 37MT	DR	DD	12	6398N-PT	
L6 7.8L 473cid	1988-87	Delco 37MT	DR	DD	12	6398N-PT	
L6 8.3L 504cid	1998-92	Cummins 8.3L-504 (FD1460), Denso OSGR Replacement	ND	OSGR	12	18989N	6668N
L6 8.3L 504cid		Delco 37MT (w/Ground Stud, w/OCP)	DR	DD	12	6464N	
L6 8.3L 504cid		Delco 37MT (w/o Ground Stud)	DR	DD	12	6382N-PT	6807N
L6 8.3L 504cid		FD1460, Delco 38MT Replacement	DR	PLGR	12	6807N	
V8 6.1L 370cid	1991-82	Ford System	FO	DD	12	3165N	
V8 7.0L 429cid	1998-97	w/A.T., Ford PMGR	FO	PMGR	12	3234N	
V8 7.0L 429cid		w/M.T., Ford PMGR	FO	PMGR	12	6640N	
V8 7.0L 429cid	1990-82	Std. Unit	FO	DD	12	3165N	
V8 8.2L 501cid	1987	Delco 37MT	DR	DD	12	6348N-PT	
V8 8.2L 501cid	1986-82	Delco 37MT	DR	DD	12	6348N-PT	
F900							
Caterpillar 3208	1989-85	Delco 42MT	DR	DD	12	6371N	6907N
Caterpillar 3208		Denso PLGR, serv. unit (Repl. 40, 42MT)	ND	PLGR	12	18572N	6907N
Caterpillar 3208	1984-82	Delco 40MT	DR	DD	12	3339N	18572N
Caterpillar 3306	1994-88	Delco 42MT	DR	DD	12	6516N	6566N
Cummins (FD1060)	5.9L-359 1999-92	w/Allison AT545, Delco 29MT	DR	PLGR	12	6841N	
Cummins (FD1060)	5.9L-359	w/Allison AT545, DR OSGR, 28MT	DR	OSGR	12	6585N	6841N
Cummins (FD1060)	5.9L-359	w/o Allison AT545, DR OSGR, 28MT	DR	OSGR	12	6595N	
Cummins (FD1460)	8.3L-504	Delco 37MT (w/Ground Stud, w/OCP)	DR	DD	12	6464N	
Cummins (FD1460)	8.3L-504	Delco 37MT (w/o Ground Stud)	DR	DD	12	6382N-PT	6807N
Cummins (FD1460)	8.3L-504	Delco 38MT Replacement	DR	PLGR	12	6807N	
Cummins (FD1460)	8.3L-504	Denso OSGR Replacement	ND	OSGR	12	18989N	6668N
DD 8.2L (501)	1989-87	Delco 37MT	DR	DD	12	6348N-PT	
DD 8.2L (N, T)	1986-82	Delco 37MT	DR	DD	12	6348N-PT	
Ford 6.0L (370) V8 Gas	1991-82	Ford System	FO	DD	12	3165N	
Ford 6.6L (401) L6 Diesel	1995-89	Delco 37MT	DR	DD	12	6398N-PT	
Ford 7.0L (429) V8 Gas	1998-92	w/M.T., Ford PMGR	FO	PMGR	12	6640N	
Ford 7.0L (429) V8 Gas	1991-82	Std. Unit	FO	DD	12	3165N	
Ford 7.8L (476) L6 Diesel	1995-89	Delco 37MT	DR	DD	12	6398N-PT	
L6000							
Caterpillar 3126	1999-98	Delco 37MT, Std.	DR	DD	12	6752N	
Caterpillar 3126		Delco 41MT, Opt. w/OCP	DR	DD	12	6668N	18989N
Caterpillar 3126		Denso OSGR Replacement	ND	OSGR	12	18989N	6668N
Caterpillar 3126	1997-95	Opt. 37MT, 10-Tooth, w/Grd. Stud on Sol.	DR	DD	12	6504N-PT	
Caterpillar 3126		Std. 37MT, 10-Tooth, w/o Grd. Stud on Sol.	DR	DD	12	6505N-PT	6807N
Caterpillar 3176	1998-90	Delco 39MT Replacement, w/o OCP	DR	PLGR	12	6911N	6924N

STARTERS

STARTERS

ENGINE	YEAR	APPLICATION	Mfg	Type	Volt	PART NO.	OPT. NO.
Ford (Cont'd)							
L6000 (Cont'd)							
Caterpillar 3176	1998-90	Delco 42MT, Std.	DR	DD	12	6356N	6924N
Caterpillar 3176		Denso OSGR Replacement	ND	OSGR	12	19501N	6924N
Caterpillar 3176		Denso PLGR Replacement	ND	PLGR	12	18571N	6924N
Caterpillar 3176		Opt. 39MT/Rotatable DEH, w/OCP & IMS	DR	PLGR	12	6911N	6924N
Caterpillar 3176		Opt. 42MT, 12V, w/OCP	DR	DD	12	6513N	6924N
Caterpillar 3176		Opt.39MT Serv. Repl., w/IMS, OCP & Rot. DEH	DR	PLGR	12	6924N	
Caterpillar 3208	1999-86	Delco 42MT	DR	DD	12	6371N	6907N
Caterpillar 3208	1999-83	Denso PLGR Replacement	ND	PLGR	12	18572N	6907N
Caterpillar 3208	1985-83	Delco 40MT	DR	DD	12	3339N	18572N
Caterpillar 3306	1999-96	Delco 42MT, Opt. w/OCP	DR	DD	12	6566N	
Caterpillar 3306		Delco 42MT, Std.	DR	DD	12	6516N	6566N
Caterpillar 3306	1995-88	Delco 42MT, Std.	DR	DD	12	6516N	6566N
Caterpillar 3406	1999-93	Delco 39MT Replacement, w/o OCP	DR	PLGR	12	6911N	6924N
Caterpillar 3406		Delco 42MT, Std.	DR	DD	12	6356N	6924N
Caterpillar 3406		Denso OSGR Replacement	ND	OSGR	12	19501N	6924N
Caterpillar 3406		Denso PLGR Replacement	ND	PLGR	12	18571N	6924N
Caterpillar 3406		Opt. 39MT/Rotatable DEH, w/OCP & IMS	DR	PLGR	12	6911N	6924N
Caterpillar 3406		Opt. 42MT, 12V, w/OCP	DR	DD	12	6513N	6924N
Caterpillar 3406		Opt.39MT Serv. Repl., w/IMS, OCP & Rot. DEH	DR	PLGR	12	6924N	
Caterpillar 3406	1992-86	Delco 42MT	DR	DD	12	6356N	6924N
Caterpillar 3406	1985-82	Delco 50MT	DR	DD	12	3905N	
Caterpillar 3406		DR 40MT, 12V / 11T	DR	DD	12	3974N	6356N
Caterpillar C-10	1999-97	Delco 39MT Replacement, w/o OCP	DR	PLGR	12	6911N	6924N
Caterpillar C-10		Delco 42MT, Std.	DR	DD	12	6356N	6924N
Caterpillar C-10		Denso OSGR Replacement	ND	OSGR	12	19501N	6924N
Caterpillar C-10		Denso PLGR Replacement	ND	PLGR	12	18571N	6924N
Caterpillar C-10		Opt. 39MT/Rotatable DEH, w/OCP & IMS	DR	PLGR	12	6911N	6924N
Caterpillar C-10		Opt. 42MT, 12V, w/OCP	DR	DD	12	6513N	6924N
Caterpillar C-10		Opt.39MT Serv. Repl., w/IMS, OCP & Rot. DEH	DR	PLGR	12	6924N	
Caterpillar C-12		Delco 39MT Replacement, w/o OCP	DR	PLGR	12	6911N	6924N
Caterpillar C-12		Delco 42MT, Std.	DR	DD	12	6356N	6924N
Caterpillar C-12		Denso OSGR Replacement	ND	OSGR	12	19501N	6924N
Caterpillar C-12		Denso PLGR Replacement	ND	PLGR	12	18571N	6924N
Caterpillar C-12		Opt. 39MT/Rotatable DEH, w/OCP & IMS	DR	PLGR	12	6911N	6924N
Caterpillar C-12		Opt. 42MT, 12V, w/OCP	DR	DD	12	6513N	6924N
Caterpillar C-12		Opt.39MT Serv. Repl., w/IMS, OCP & Rot. DEH	DR	PLGR	12	6924N	
Cummins 5.9L-359 (FD1060)	1999-92	w/Allison AT545, DR OSGR, 28MT	DR	OSGR	12	6585N	6841N
Cummins 5.9L-359 (FD1060)		w/o Allison AT545, DR OSGR, 28MT	DR	OSGR	12	6595N	
Cummins 8.3L-504 (FD1460)		Delco 37MT, w/Ground Stud, w/OCP	DR	DD	12	6464N	
Cummins 8.3L-504 (FD1460)		Delco 37MT, w/o Ground Stud	DR	DD	12	6382N-PT	6807N
Cummins 8.3L-504 (FD1460)		Delco 38MT Replacement	DR	PLGR	12	6807N	
Cummins 8.3L-504 (FD1460)		Denso OSGR Replacement	ND	OSGR	12	18989N	6668N
Cummins 855 (NHC, NTC)	1992-85	Delco 39MT Replacement, w/o OCP	DR	PLGR	12	6911N	6924N
Cummins 855 (NHC, NTC)		Delco 42MT	DR	DD	12	6356N	6924N
Cummins 855 (NHC, NTC)		Denso OSGR Replacement	ND	OSGR	12	19501N	6924N
Cummins 855 (NHC, NTC)		Denso PLGR Replacement	ND	PLGR	12	18571N	6924N
Cummins 855 (NHC, NTC)		Leece Neville Replacement, w/o OCP	DR	PLGR	12	6924N	
Cummins 855 (NHC, NTC)		Opt.39MT Serv. Repl., w/IMS, OCP & Rot. DEH	DR	PLGR	12	6924N	
Cummins 855 (NHC, NTC)	1984-82	DR 40MT, 12V / 11T	DR	DD	12	3974N	6356N
Cummins KT-1150		DR 50MT, 24V / 11T	DR	DD	24	4930N	
Cummins L-10	1999-90	Delco 42MT, Opt. w/OCP	DR	PLGR	12	6924N	
Cummins L-10		Delco 42MT, Std.	DR	PLGR	12	6924N	
Cummins L-10	1989-84	Delco 42MT	DR	DD	12	6356N	6924N
Cummins L-10	1983-82	DR 40MT, 12V / 11T	DR	DD	12	3974N	6356N
Cummins M11	1999-90	Delco 42MT, Opt. w/OCP	DR	PLGR	12	6924N	
Cummins M11		Delco 42MT, Std.	DR	PLGR	12	6924N	
Cummins N14		Delco 42MT, Std.	DR	DD	12	6356N	6924N
Cummins N14		Denso PLGR Replacement	ND	PLGR	12	18571N	6924N
Cummins N14		Leece Neville Replacement, w/o OCP	DR	PLGR	12	6924N	
Cummins N14		Leece Neville Replacement, w/OCP	DR	PLGR	12	6924N	

STARTERS

ENGINE	YEAR	APPLICATION	Mfg	Type	Volt	PART NO.	OPT. NO.
Ford (Cont'd)							
L6000 (Cont'd)							
Cummins N14	1999-90	Opt. 42MT, 12V, w/OCP	DR	DD	12	6513N	6924N
DD 60 Series		Delco 42MT, Std.	DR	DD	12	6356N	6924N
DD 60 Series		Denso PLGR Replacement	ND	PLGR	12	18571N	6924N
DD 60 Series		Leece Neville Replacement, w/o OCP	DR	PLGR	12	6924N	
DD 60 Series		Leece Neville Replacement, w/OCP	DR	PLGR	12	6924N	
DD 60 Series		Opt. 42MT, 12V, w/OCP	DR	DD	12	6513N	6924N
DD 6V-71	1988-82	Delco 42MT	DR	DD	12	6356N	6924N
DD 6V-71		DR 40MT, 12V / 11T	DR	DD	12	3974N	6356N
DD 6V-92	1991-86	Delco 42MT, 12V	DR	DD	12	6356N	6924N
DD 6V-92		Denso PLGR Replacement	ND	PLGR	12	18571N	6924N
DD 6V-92		Opt. 42MT, 12V, w/OCP	DR	DD	12	6513N	6924N
DD 6V-92	1985-82	Delco 40MT, 12V, w/OCP	DR	PLGR	12	6924N	
DD 8V-71	1990-86	Delco 42MT, Std.	DR	DD	12	6356N	6924N
DD 8V-71		Denso PLGR Replacement	ND	PLGR	12	18571N	6924N
DD 8V-71		Opt. 42MT, 12V, w/OCP	DR	DD	12	6513N	6924N
DD 8V-71	1985-82	Delco 40MT, 12V, w/OCP	DR	PLGR	12	6924N	
DD 8V-92	1988-84	Delco 50MT, 12V	DR	DD	12	3905N	
DD 8V-92	1988-82	DR 50MT, 24V / 11T	DR	DD	24	4930N	
Ford 6.6L (401) L6 Diesel	1995-89	Delco 37MT	DR	DD	12	6398N-PT	
Ford 6.6L (401) L6 Diesel	1988-82	Delco 37MT	DR	DD	12	6398N-PT	
Ford 7.8L (476) L6 Diesel	1995-89	Delco 37MT	DR	DD	12	6398N-PT	
Ford 7.8L (476) L6 Diesel	1988-82	Delco 37MT	DR	DD	12	6398N-PT	
L7000							
Caterpillar 3126	1999-98	Delco 37MT, Std.	DR	DD	12	6752N	
Caterpillar 3126		Delco 41MT, Opt. w/OCP	DR	DD	12	6668N	18989N
Caterpillar 3126		Denso OSGR Replacement	ND	OSGR	12	18989N	6668N
Caterpillar 3126	1997-95	Opt. 37MT, 10-Tooth, w/Grd. Stud on Sol.	DR	DD	12	6504N-PT	
Caterpillar 3126		Std. 37MT, 10-Tooth, w/o Grd. Stud on Sol.	DR	DD	12	6505N-PT	6807N
Caterpillar 3176	1998-90	Delco 39MT Replacement, w/o OCP	DR	PLGR	12	6911N	6924N
Caterpillar 3176		Delco 42MT, Std.	DR	DD	12	6356N	6924N
Caterpillar 3176		Denso OSGR Replacement	ND	OSGR	12	19501N	6924N
Caterpillar 3176		Denso PLGR Replacement	ND	PLGR	12	18571N	6924N
Caterpillar 3176		Opt. 39MT/Rotatable DEH, w/OCP & IMS	DR	PLGR	12	6911N	6924N
Caterpillar 3176		Opt. 42MT, 12V, w/OCP	DR	DD	12	6513N	6924N
Caterpillar 3176		Opt.39MT Serv. Repl., w/IMS, OCP & Rot. DEH	DR	PLGR	12	6924N	
Caterpillar 3208	1999-86	Delco 42MT	DR	DD	12	6371N	6907N
Caterpillar 3208	1999-83	Denso PLGR Replacement	ND	PLGR	12	18572N	6907N
Caterpillar 3208	1985-83	Delco 40MT	DR	DD	12	3339N	18572N
Caterpillar 3306	1999-96	Delco 42MT, Opt. w/OCP	DR	DD	12	6566N	
Caterpillar 3306		Delco 42MT, Std.	DR	DD	12	6516N	6566N
Caterpillar 3306	1995-88	Delco 42MT, Std.	DR	DD	12	6516N	6566N
Caterpillar 3406	1999-93	Delco 39MT Replacement, w/o OCP	DR	PLGR	12	6911N	6924N
Caterpillar 3406		Delco 42MT, Std.	DR	DD	12	6356N	6924N
Caterpillar 3406		Denso OSGR Replacement	ND	OSGR	12	19501N	6924N
Caterpillar 3406		Denso PLGR Replacement	ND	PLGR	12	18571N	6924N
Caterpillar 3406		Opt. 39MT/Rotatable DEH, w/OCP & IMS	DR	PLGR	12	6911N	6924N
Caterpillar 3406		Opt. 42MT, 12V, w/OCP	DR	DD	12	6513N	6924N
Caterpillar 3406		Opt.39MT Serv. Repl., w/IMS, OCP & Rot. DEH	DR	PLGR	12	6924N	
Caterpillar 3406	1992-86	Delco 42MT	DR	DD	12	6356N	6924N
Caterpillar 3406	1985-82	Delco 50MT	DR	DD	12	3905N	
Caterpillar 3406		DR 40MT, 12V / 11T	DR	DD	12	3974N	6356N
Caterpillar C-10	1999-97	Delco 39MT Replacement, w/o OCP	DR	PLGR	12	6911N	6924N
Caterpillar C-10		Delco 42MT, Std.	DR	DD	12	6356N	6924N
Caterpillar C-10		Denso OSGR Replacement	ND	OSGR	12	19501N	6924N
Caterpillar C-10		Denso PLGR Replacement	ND	PLGR	12	18571N	6924N
Caterpillar C-10		Opt. 39MT/Rotatable DEH, w/OCP & IMS	DR	PLGR	12	6911N	6924N
Caterpillar C-10		Opt. 42MT, 12V, w/OCP	DR	DD	12	6513N	6924N
Caterpillar C-10		Opt.39MT Serv. Repl., w/IMS, OCP & Rot. DEH	DR	PLGR	12	6924N	
Caterpillar C-12		Delco 39MT Replacement, w/o OCP	DR	PLGR	12	6911N	6924N
Caterpillar C-12		Delco 42MT, Std.	DR	DD	12	6356N	6924N
Caterpillar C-12		Denso OSGR Replacement	ND	OSGR	12	19501N	6924N
Caterpillar C-12		Denso PLGR Replacement	ND	PLGR	12	18571N	6924N
Caterpillar C-12		Opt. 39MT/Rotatable DEH, w/OCP & IMS	DR	PLGR	12	6911N	6924N
Caterpillar C-12		Opt. 42MT, 12V, w/OCP	DR	DD	12	6513N	6924N
Caterpillar C-12		Opt.39MT Serv. Repl., w/IMS, OCP & Rot. DEH	DR	PLGR	12	6924N	

STARTERS

STARTERS

ENGINE	YEAR	APPLICATION	Mfg	Type	Volt	PART NO.	OPT. NO.
Ford (Cont'd)							
L7000 (Cont'd)							
Cummins (FD1060)	5.9L-359 1999-92	w/Allison AT545, DR OSGR, 28MT	DR	OSGR	12	6585N	6841N
Cummins (FD1060)	5.9L-359	w/o Allison AT545, DR OSGR, 28MT	DR	OSGR	12	6595N	
Cummins (FD1460)	8.3L-504	Delco 37MT, w/Ground Stud, w/OCP	DR	DD	12	6464N	
Cummins (FD1460)	8.3L-504	Delco 37MT, w/o Ground Stud	DR	DD	12	6382N-PT	6807N
Cummins (FD1460)	8.3L-504	Delco 38MT Replacement	DR	PLGR	12	6807N	
Cummins (FD1460)	8.3L-504	Denso OSGR Replacement	ND	OSGR	12	18989N	6668N
Cummins 855 (NHC, NTC)	1992-85	Delco 39MT Replacement, w/o OCP	DR	PLGR	12	6911N	6924N
Cummins 855 (NHC, NTC)		Delco 42MT	DR	DD	12	6356N	6924N
Cummins 855 (NHC, NTC)		Denso OSGR Replacement	ND	OSGR	12	19501N	6924N
Cummins 855 (NHC, NTC)		Denso PLGR Replacement	ND	PLGR	12	18571N	6924N
Cummins 855 (NHC, NTC)		Leece Neville Replacement, w/o OCP	DR	PLGR	12	6924N	
Cummins 855 (NHC, NTC)		Opt.39MT Serv. Repl., w/IMS, OCP & Rot. DEH	DR	PLGR	12	6924N	
Cummins 855 (NHC, NTC)	1984-82	DR 40MT, 12V / 11T	DR	DD	12	3974N	6356N
Cummins KT-1150		DR 50MT, 24V / 11T	DR	DD	24	4930N	
Cummins L-10	1999-90	Delco 42MT, Opt. w/OCP	DR	PLGR	12	6924N	
Cummins L-10		Delco 42MT, Std.	DR	PLGR	12	6924N	
Cummins L-10	1989-84	Delco 42MT	DR	DD	12	6356N	6924N
Cummins L-10	1983-82	DR 40MT, 12V / 11T	DR	DD	12	3974N	6356N
Cummins M11	1999-90	Delco 42MT, Opt. w/OCP	DR	PLGR	12	6924N	
Cummins M11		Delco 42MT, Std.	DR	PLGR	12	6924N	
Cummins N14		Delco 42MT, Std.	DR	DD	12	6356N	6924N
Cummins N14		Denso PLGR Replacement	ND	PLGR	12	18571N	6924N
Cummins N14		Leece Neville Replacement, w/o OCP	DR	PLGR	12	6924N	
Cummins N14		Leece Neville Replacement, w/OCP	DR	PLGR	12	6924N	
Cummins N14		Opt. 42MT, 12V, w/OCP	DR	DD	12	6513N	6924N
DD 60 Series		Delco 42MT, Std.	DR	DD	12	6356N	6924N
DD 60 Series		Denso PLGR Replacement	ND	PLGR	12	18571N	6924N
DD 60 Series		Leece Neville Replacement, w/o OCP	DR	PLGR	12	6924N	
DD 60 Series		Leece Neville Replacement, w/OCP	DR	PLGR	12	6924N	
DD 60 Series		Opt. 42MT, 12V, w/OCP	DR	DD	12	6513N	6924N
DD 6V-71	1988-82	Delco 42MT	DR	DD	12	6356N	6924N
DD 6V-71		DR 40MT, 12V / 11T	DR	DD	12	3974N	6356N
DD 6V-92	1991-86	Delco 42MT, 12V	DR	DD	12	6356N	6924N
DD 6V-92		Denso PLGR Replacement	ND	PLGR	12	18571N	6924N
DD 6V-92		Opt. 42MT, 12V, w/OCP	DR	DD	12	6513N	6924N
DD 6V-92	1985-82	Delco 40MT, 12V, w/OCP	DR	PLGR	12	6924N	
DD 8V-71	1990-86	Delco 42MT, Std.	DR	DD	12	6356N	6924N
DD 8V-71		Denso PLGR Replacement	ND	PLGR	12	18571N	6924N
DD 8V-71		Opt. 42MT, 12V, w/OCP	DR	DD	12	6513N	6924N
DD 8V-71	1985-82	Delco 40MT, 12V, w/OCP	DR	PLGR	12	6924N	
DD 8V-92	1988-84	Delco 50MT, 12V	DR	DD	12	3905N	
DD 8V-92	1988-82	DR 50MT, 24V / 11T	DR	DD	24	4930N	
Ford 6.6L (401) L6 Diesel	1995-89	Delco 37MT	DR	DD	12	6398N-PT	
Ford 6.6L (401) L6 Diesel	1988-82	Delco 37MT	DR	DD	12	6398N-PT	
Ford 7.8L (476) L6 Diesel	1995-89	Delco 37MT	DR	DD	12	6398N-PT	
Ford 7.8L (476) L6 Diesel	1988-82	Delco 37MT	DR	DD	12	6398N-PT	
L8000							
Caterpillar 3126	1999-98	Delco 37MT, Std.	DR	DD	12	6752N	
Caterpillar 3126		Delco 41MT, Opt. w/OCP	DR	DD	12	6668N	18989N
Caterpillar 3126		Denso OSGR Replacement	ND	OSGR	12	18989N	6668N
Caterpillar 3126	1997-95	Opt. 37MT, 10-Tooth, w/Grd. Stud on Sol.	DR	DD	12	6504N-PT	
Caterpillar 3126		Std. 37MT, 10-Tooth, w/o Grd. Stud on Sol.	DR	DD	12	6505N-PT	6807N
Caterpillar 3176	1998-90	Delco 39MT Replacement, w/o OCP	DR	PLGR	12	6911N	6924N
Caterpillar 3176		Delco 42MT, Std.	DR	DD	12	6356N	6924N
Caterpillar 3176		Denso OSGR Replacement	ND	OSGR	12	19501N	6924N
Caterpillar 3176		Denso PLGR Replacement	ND	PLGR	12	18571N	6924N
Caterpillar 3176		Opt. 39MT/Rotatable DEH, w/OCP & IMS	DR	PLGR	12	6911N	6924N
Caterpillar 3176		Opt. 42MT, 12V, w/OCP	DR	DD	12	6513N	6924N
Caterpillar 3176		Opt.39MT Serv. Repl., w/IMS, OCP & Rot. DEH	DR	PLGR	12	6924N	

STARTERS

ENGINE	YEAR	APPLICATION	Mfg	Type	Volt	PART NO.	OPT. NO.
Ford (Cont'd)							
L8000 (Cont'd)							
Caterpillar 3208	1999-86	Delco 42MT	DR	DD	12	6371N	6907N
Caterpillar 3208	1999-83	Denso PLGR Replacement	ND	PLGR	12	18572N	6907N
Caterpillar 3208	1985-83	Delco 40MT	DR	DD	12	3339N	18572N
Caterpillar 3306	1999-96	Delco 42MT, Opt. w/OCP	DR	DD	12	6566N	
Caterpillar 3306		Delco 42MT, Std.	DR	DD	12	6516N	6566N
Caterpillar 3306	1995-88	Delco 42MT, Std.	DR	DD	12	6516N	6566N
Caterpillar 3406	1999-93	Delco 39MT Replacement, w/o OCP	DR	PLGR	12	6911N	6924N
Caterpillar 3406		Delco 42MT, Std.	DR	DD	12	6356N	6924N
Caterpillar 3406		Denso OSGR Replacement	ND	OSGR	12	19501N	6924N
Caterpillar 3406		Denso PLGR Replacement	ND	PLGR	12	18571N	6924N
Caterpillar 3406		Opt. 39MT/Rotatable DEH, w/OCP & IMS	DR	PLGR	12	6911N	6924N
Caterpillar 3406		Opt. 42MT, 12V, w/OCP	DR	DD	12	6513N	6924N
Caterpillar 3406		Opt.39MT Serv. Repl., w/IMS, OCP & Rot. DEH	DR	PLGR	12	6924N	
Caterpillar 3406	1992-86	Delco 42MT	DR	DD	12	6356N	6924N
Caterpillar 3406	1985-82	Delco 50MT	DR	DD	12	3905N	
Caterpillar 3406	1984-82	DR 40MT, 12V / 11T	DR	DD	12	3974N	6356N
Caterpillar C-10	1999-97	Delco 39MT Replacement, w/o OCP	DR	PLGR	12	6911N	6924N
Caterpillar C-10		Delco 42MT, Std.	DR	DD	12	6356N	6924N
Caterpillar C-10		Denso OSGR Replacement	ND	OSGR	12	19501N	6924N
Caterpillar C-10		Denso PLGR Replacement	ND	PLGR	12	18571N	6924N
Caterpillar C-10		Opt. 39MT/Rotatable DEH, w/OCP & IMS	DR	PLGR	12	6911N	6924N
Caterpillar C-10		Opt. 42MT, 12V, w/OCP	DR	DD	12	6513N	6924N
Caterpillar C-10		Opt.39MT Serv. Repl., w/IMS, OCP & Rot. DEH	DR	PLGR	12	6924N	
Caterpillar C-12		Delco 39MT Replacement, w/o OCP	DR	PLGR	12	6911N	6924N
Caterpillar C-12		Delco 42MT, Std.	DR	DD	12	6356N	6924N
Caterpillar C-12		Denso OSGR Replacement	ND	OSGR	12	19501N	6924N
Caterpillar C-12		Denso PLGR Replacement	ND	PLGR	12	18571N	6924N
Caterpillar C-12		Opt. 39MT/Rotatable DEH, w/OCP & IMS	DR	PLGR	12	6911N	6924N
Caterpillar C-12		Opt. 42MT, 12V, w/OCP	DR	DD	12	6513N	6924N
Caterpillar C-12		Opt.39MT Serv. Repl., w/IMS, OCP & Rot. DEH	DR	PLGR	12	6924N	
Cummins 5.9L-359 (FD1060)	1999-92	w/Allison AT545, DR OSGR, 28MT	DR	OSGR	12	6585N	6841N
Cummins 5.9L-359 (FD1060)		w/o Allison AT545, DR OSGR, 28MT	DR	OSGR	12	6595N	
Cummins 8.3L-504 (FD1460)		Delco 37MT, w/Ground Stud, w/OCP	DR	DD	12	6464N	
Cummins 8.3L-504 (FD1460)		Delco 37MT, w/o Ground Stud	DR	DD	12	6382N-PT	6807N
Cummins 8.3L-504 (FD1460)		Delco 38MT Replacement	DR	PLGR	12	6807N	
Cummins 8.3L-504 (FD1460)		Denso OSGR Replacement	ND	OSGR	12	18989N	6668N
Cummins 855 (NHC, NTC)	1992-85	Delco 39MT Replacement, w/o OCP	DR	PLGR	12	6911N	6924N
Cummins 855 (NHC, NTC)		Delco 42MT	DR	DD	12	6356N	6924N
Cummins 855 (NHC, NTC)		Denso OSGR Replacement	ND	OSGR	12	19501N	6924N
Cummins 855 (NHC, NTC)		Denso PLGR Replacement	ND	PLGR	12	18571N	6924N
Cummins 855 (NHC, NTC)		Leece Neville Replacement, w/o OCP	DR	PLGR	12	6924N	
Cummins 855 (NHC, NTC)		Opt.39MT Serv. Repl., w/IMS, OCP & Rot. DEH	DR	PLGR	12	6924N	
Cummins 855 (NHC, NTC)	1984-82	DR 40MT, 12V / 11T	DR	DD	12	3974N	6356N
Cummins KT-1150		DR 50MT, 24V / 11T	DR	DD	24	4930N	
Cummins L-10	1999-90	Delco 42MT, Opt. w/OCP	DR	PLGR	12	6924N	
Cummins L-10		Delco 42MT, Std.	DR	PLGR	12	6924N	
Cummins L-10	1989-84	Delco 42MT	DR	DD	12	6356N	6924N
Cummins L-10	1983-82	DR 40MT, 12V / 11T	DR	DD	12	3974N	6356N
Cummins M11	1999-90	Delco 42MT, Opt. w/OCP	DR	PLGR	12	6924N	
Cummins M11		Delco 42MT, Std.	DR	PLGR	12	6924N	
Cummins N14		Delco 42MT, Std.	DR	DD	12	6356N	6924N
Cummins N14		Denso PLGR Replacement	ND	PLGR	12	18571N	6924N
Cummins N14		Leece Neville Replacement, w/o OCP	DR	PLGR	12	6924N	
Cummins N14		Leece Neville Replacement, w/OCP	DR	PLGR	12	6924N	
Cummins N14		Opt. 42MT, 12V, w/OCP	DR	DD	12	6513N	6924N
DD 60 Series		Delco 42MT, Std.	DR	DD	12	6356N	6924N
DD 60 Series		Denso PLGR Replacement	ND	PLGR	12	18571N	6924N
DD 60 Series		Leece Neville Replacement, w/o OCP	DR	PLGR	12	6924N	
DD 60 Series		Leece Neville Replacement, w/OCP	DR	PLGR	12	6924N	
DD 60 Series		Opt. 42MT, 12V, w/OCP	DR	DD	12	6513N	6924N

STARTERS

STARTERS

ENGINE	YEAR	APPLICATION	Mfg	Type	Volt	PART NO.	OPT. NO.
Ford (Cont'd)							
L8000 (Cont'd)							
DD 6V-71	1988-82	Delco 42MT	DR	DD	12	6356N	6924N
DD 6V-71		DR 40MT, 12V / 11T	DR	DD	12	3974N	6356N
DD 6V-92	1991-86	Delco 42MT, 12V	DR	DD	12	6356N	6924N
DD 6V-92		Denso PLGR Replacement	ND	PLGR	12	18571N	6924N
DD 6V-92		Opt. 42MT, 12V, w/OCP	DR	DD	12	6513N	6924N
DD 6V-92	1985-82	Delco 40MT, 12V, w/OCP	DR	PLGR	12	6924N	
DD 8V-71	1990-86	Delco 42MT, Std.	DR	DD	12	6356N	6924N
DD 8V-71		Denso PLGR Replacement	ND	PLGR	12	18571N	6924N
DD 8V-71		Opt. 42MT, 12V, w/OCP	DR	DD	12	6513N	6924N
DD 8V-71	1985-82	Delco 40MT, 12V, w/OCP	DR	PLGR	12	6924N	
DD 8V-92	1988-84	Delco 50MT, 12V	DR	DD	12	3905N	
DD 8V-92	1988-82	DR 50MT, 24V / 11T	DR	DD	24	4930N	
Ford 6.6L (401) L6 Diesel	1995-89	Delco 37MT	DR	DD	12	6398N-PT	
Ford 6.6L (401) L6 Diesel	1988-82	Delco 37MT	DR	DD	12	6398N-PT	
Ford 7.8L (476) L6 Diesel	1995-89	Delco 37MT	DR	DD	12	6398N-PT	
Ford 7.8L (476) L6 Diesel	1988-82	Delco 37MT	DR	DD	12	6398N-PT	
L9000							
Caterpillar 3126	1999-98	Delco 37MT, Std.	DR	DD	12	6752N	
Caterpillar 3126		Delco 41MT, Opt. w/OCP	DR	DD	12	6668N	18989N
Caterpillar 3126		Denso OSGR Replacement	ND	OSGR	12	18989N	6668N
Caterpillar 3126	1997-95	Opt. 37MT, 10-Tooth, w/Grd. Stud on Sol.	DR	DD	12	6504N-PT	
Caterpillar 3126		Std. 37MT, 10-Tooth, w/o Grd. Stud on Sol.	DR	DD	12	6505N-PT	6807N
Caterpillar 3176	1998-90	Delco 39MT Replacement, w/o OCP	DR	PLGR	12	6911N	6924N
Caterpillar 3176		Delco 42MT, Std.	DR	DD	12	6356N	6924N
Caterpillar 3176		Denso OSGR Replacement	ND	OSGR	12	19501N	6924N
Caterpillar 3176		Denso PLGR Replacement	ND	PLGR	12	18571N	6924N
Caterpillar 3176		Opt. 39MT/Rotatable DEH, w/OCP & IMS	DR	PLGR	12	6911N	6924N
Caterpillar 3176		Opt. 42MT, 12V, w/OCP	DR	DD	12	6513N	6924N
Caterpillar 3176		Opt.39MT Serv. Repl., w/IMS, OCP & Rot. DEH	DR	PLGR	12	6924N	
Caterpillar 3208	1999-86	Delco 42MT	DR	DD	12	6371N	6907N
Caterpillar 3208	1999-83	Denso PLGR Replacement	ND	PLGR	12	18572N	6907N
Caterpillar 3208	1985-83	Delco 40MT	DR	DD	12	3339N	18572N
Caterpillar 3306	1999-96	Delco 42MT, Opt. w/OCP	DR	DD	12	6566N	
Caterpillar 3306		Delco 42MT, Std.	DR	DD	12	6516N	6566N
Caterpillar 3306	1995-88	Delco 42MT, Std.	DR	DD	12	6516N	6566N
Caterpillar 3406	1999-93	Delco 39MT Replacement, w/o OCP	DR	PLGR	12	6911N	6924N
Caterpillar 3406		Delco 42MT, Std.	DR	DD	12	6356N	6924N
Caterpillar 3406		Denso OSGR Replacement	ND	OSGR	12	19501N	6924N
Caterpillar 3406		Denso PLGR Replacement	ND	PLGR	12	18571N	6924N
Caterpillar 3406		Opt. 39MT/Rotatable DEH, w/OCP & IMS	DR	PLGR	12	6911N	6924N
Caterpillar 3406		Opt. 42MT, 12V, w/OCP	DR	DD	12	6513N	6924N
Caterpillar 3406		Opt.39MT Serv. Repl., w/IMS, OCP & Rot. DEH	DR	PLGR	12	6924N	
Caterpillar 3406	1992-86	Delco 42MT	DR	DD	12	6356N	6924N
Caterpillar 3406	1985-82	Delco 50MT	DR	DD	12	3905N	
Caterpillar 3406		DR 40MT, 12V / 11T	DR	DD	12	3974N	6356N
Caterpillar C-10	1999-97	Delco 39MT Replacement, w/o OCP	DR	PLGR	12	6911N	6924N
Caterpillar C-10		Delco 42MT, Std.	DR	DD	12	6356N	6924N
Caterpillar C-10		Denso OSGR Replacement	ND	OSGR	12	19501N	6924N
Caterpillar C-10		Denso PLGR Replacement	ND	PLGR	12	18571N	6924N
Caterpillar C-10		Opt. 39MT/Rotatable DEH, w/OCP & IMS	DR	PLGR	12	6911N	6924N
Caterpillar C-10		Opt. 42MT, 12V, w/OCP	DR	DD	12	6513N	6924N
Caterpillar C-10		Opt.39MT Serv. Repl., w/IMS, OCP & Rot. DEH	DR	PLGR	12	6924N	
Caterpillar C-12		Delco 39MT Replacement, w/o OCP	DR	PLGR	12	6911N	6924N
Caterpillar C-12		Delco 42MT, Std.	DR	DD	12	6356N	6924N
Caterpillar C-12		Denso OSGR Replacement	ND	OSGR	12	19501N	6924N
Caterpillar C-12		Denso PLGR Replacement	ND	PLGR	12	18571N	6924N
Caterpillar C-12		Opt. 39MT/Rotatable DEH, w/OCP & IMS	DR	PLGR	12	6911N	6924N
Caterpillar C-12		Opt. 42MT, 12V, w/OCP	DR	DD	12	6513N	6924N
Caterpillar C-12		Opt.39MT Serv. Repl., w/IMS, OCP & Rot. DEH	DR	PLGR	12	6924N	
Cummins	5.9L-359						
(FD1060)	1999-92	w/Allison AT545, DR OSGR, 28MT	DR	OSGR	12	6585N	6841N
Cummins	5.9L-359						
(FD1060)		w/o Allison AT545, DR OSGR, 28MT	DR	OSGR	12	6595N	
Cummins	8.3L-504						
(FD1460)		Delco 37MT, w/Ground Stud, w/OCP	DR	DD	12	6464N	

STARTERS

ENGINE	YEAR	APPLICATION	Mfg	Type	Volt	PART NO.	OPT. NO.
Ford (Cont'd)							
L9000 (Cont'd)							
Cummins (FD1460)	8.3L-504	Delco 37MT, w/o Ground Stud	DR	DD	12	6382N-PT	6807N
Cummins (FD1460)	8.3L-504	Delco 38MT Replacement	DR	PLGR	12	6807N	
Cummins (FD1460)	8.3L-504	Denso OSGR Replacement	ND	OSGR	12	18989N	6668N
Cummins 855 (NHC, NTC)	1992-85	Delco 39MT Replacement, w/o OCP	DR	PLGR	12	6911N	6924N
Cummins 855 (NHC, NTC)		Delco 42MT	DR	DD	12	6356N	6924N
Cummins 855 (NHC, NTC)		Denso OSGR Replacement	ND	OSGR	12	19501N	6924N
Cummins 855 (NHC, NTC)		Denso PLGR Replacement	ND	PLGR	12	18571N	6924N
Cummins 855 (NHC, NTC)		Leece Neville Replacement, w/o OCP	DR	PLGR	12	6924N	
Cummins 855 (NHC, NTC)		Opt.39MT Serv. Repl., w/IMS, OCP & Rot. DEH	DR	PLGR	12	6924N	
Cummins 855 (NHC, NTC)	1984-82	DR 40MT, 12V / 11T	DR	DD	12	3974N	6356N
Cummins KT-1150		DR 50MT, 24V / 11T	DR	DD	24	4930N	
Cummins L-10	1999-90	Delco 42MT, Opt. w/OCP	DR	PLGR	12	6924N	
Cummins L-10		Delco 42MT, Std.	DR	PLGR	12	6924N	
Cummins L-10	1989-84	Delco 42MT	DR	DD	12	6356N	6924N
Cummins L-10	1983-82	DR 40MT, 12V / 11T	DR	DD	12	3974N	6356N
Cummins M11	1999-90	Delco 42MT, Opt. w/OCP	DR	PLGR	12	6924N	
Cummins M11		Delco 42MT, Std.	DR	PLGR	12	6924N	
Cummins N14		Delco 42MT, Std.	DR	DD	12	6356N	6924N
Cummins N14		Denso PLGR Replacement	ND	PLGR	12	18571N	6924N
Cummins N14		Leece Neville Replacement, w/o OCP	DR	PLGR	12	6924N	
Cummins N14		Leece Neville Replacement, w/OCP	DR	PLGR	12	6924N	
Cummins N14		Opt. 42MT, 12V, w/OCP	DR	DD	12	6513N	6924N
DD 60 Series		Delco 42MT, Std.	DR	DD	12	6356N	6924N
DD 60 Series		Denso PLGR Replacement	ND	PLGR	12	18571N	6924N
DD 60 Series		Leece Neville Replacement, w/o OCP	DR	PLGR	12	6924N	
DD 60 Series		Leece Neville Replacement, w/OCP	DR	PLGR	12	6924N	
DD 60 Series		Opt. 42MT, 12V, w/OCP	DR	DD	12	6513N	6924N
DD 6V-71	1988-82	Delco 42MT	DR	DD	12	6356N	6924N
DD 6V-71		DR 40MT, 12V / 11T	DR	DD	12	3974N	6356N
DD 6V-92	1991-86	Delco 42MT, 12V	DR	DD	12	6356N	6924N
DD 6V-92		Denso PLGR Replacement	ND	PLGR	12	18571N	6924N
DD 6V-92		Opt. 42MT, 12V, w/OCP	DR	DD	12	6513N	6924N
DD 6V-92	1985-82	Delco 40MT, 12V, w/OCP	DR	PLGR	12	6924N	
DD 8V-71	1990-86	Delco 42MT, Std.	DR	DD	12	6356N	6924N
DD 8V-71		Denso PLGR Replacement	ND	PLGR	12	18571N	6924N
DD 8V-71		Opt. 42MT, 12V, w/OCP	DR	DD	12	6513N	6924N
DD 8V-71	1985-82	Delco 40MT, 12V, w/OCP	DR	PLGR	12	6924N	
DD 8V-92	1988-84	Delco 50MT, 12V	DR	DD	12	3905N	
DD 8V-92	1988-82	DR 50MT, 24V / 11T	DR	DD	24	4930N	
Ford 6.6L (401) L6 Diesel	1995-89	Delco 37MT	DR	DD	12	6398N-PT	
Ford 6.6L (401) L6 Diesel	1988-82	Delco 37MT	DR	DD	12	6398N-PT	
Ford 7.8L (476) L6 Diesel	1995-89	Delco 37MT	DR	DD	12	6398N-PT	
Ford 7.8L (476) L6 Diesel	1988-82	Delco 37MT	DR	DD	12	6398N-PT	
LCF							
V6 4.5L 275cid	2010-06	Ford System	FO	OSGR	12	6670N	
LN7000							
L6 5.9L 359cid	1997-93	w/Allison AT545, FD1060, Delco 29MT	DR	PLGR	12	6841N	
P-100							
L6 2.4L 2360cc 144cid	1964-61	Std. Unit	FO	DD	12	3131N	
L6 2.8L 2786cc 170cid	1967-62	Exc Allison Trans	FO	DD	12	3131N	
L6 3.9L 3933cc 240cid	1973-68	A.T.	FO	DD	12	3124N	3268N
L6 3.9L 3933cc 240cid		M.T.	FO	DD	12	3132N	3241N
P-350							
8 Cyl. 5.8L 351cid	1995-93	M.T.	FO	PMGR	12	3241N	
L6 2.8L 2786cc 170cid	1967-62	Exc Allison Trans	FO	DD	12	3131N	
L6 3.9L 240cid	1972-68	A.T.	FO	DD	12	3124N	3268N
L6 3.9L 240cid		M.T.	FO	DD	12	3132N	3241N
L6 3.9L 3933cc 240cid	1974-65	A.T.	FO	DD	12	3124N	3268N
L6 3.9L 3933cc 240cid		M.T.	FO	DD	12	3132N	3241N
L6 4.9L 300cid	1974-68	A.T.	FO	DD	12	3124N	3268N
L6 4.9L 300cid		M.T.	FO	DD	12	3132N	3241N

STARTERS

STARTERS

ENGINE	YEAR	APPLICATION	Mfg	Type	Volt	PART NO.	OPT. NO.
Ford (Cont'd)							
P-350 (Cont'd)							
L6 4.9L 4917cc 300cid	1974-65	A.T.	FO	DD	12	3124N	3268N
L6 4.9L 4917cc 300cid		M.T.	FO	DD	12	3132N	3241N
V8 4.8L 4786cc 292cid	1964-62	w/Nose Cone	FO	DD	12	3131N	
V8 4.8L 4786cc 292cid		w/o Nose Cone	FO	DD	12	3123N	
V8 5.0L 302cid	1976-72	A.T.	FO	DD	12	3124N	3268N
V8 5.0L 302cid		M.T.	FO	DD	12	3132N	3241N
V8 5.0L 4949cc 302cid	1972	A.T.	FO	DD	12	3124N	3268N
V8 5.0L 4949cc 302cid		M.T.	FO	DD	12	3132N	3241N
V8 5.0L 4950cc 302cid		A.T.	FO	DD	12	3124N	3268N
V8 5.0L 4950cc 302cid		M.T.	FO	DD	12	3132N	3241N
V8 5.8L 351cid	1996	M.T.	FO	PMGR	12	3241N	
V8 5.9L 360cid	1973	Std. Unit	FO	DD	12	3131N	
V8 5.9L 5899cc 360cid	1974-68	Std. Unit	FO	DD	12	3131N	
V8 5.9L 5900cc 360cid	1973	Std. Unit	FO	DD	12	3131N	
V8 6.4L 390cid	1973-72	Std. Unit	FO	DD	12	3131N	
V8 6.4L 6391cc 390cid	1974-68	Std. Unit	FO	DD	12	3131N	
V8 6.4L 6392cc 390cid	1973-72	Std. Unit	FO	DD	12	3131N	
V8 6.6L 400cid	1976	Std. Unit	FO	DD	12	3131N	
P-400							
V8 5.0L 302cid	1976-75	A.T.	FO	DD	12	3124N	3268N
V8 5.0L 302cid		M.T.	FO	DD	12	3132N	3241N
V8 6.6L 400cid		Std. Unit	FO	DD	12	3131N	
P-500							
V8 5.0L 302cid	1977-75	A.T.	FO	DD	12	3124N	3268N
V8 5.0L 302cid		M.T.	FO	DD	12	3132N	3241N
V8 6.6L 400cid		Std. Unit	FO	DD	12	3131N	
Transit Connect							
L4 2.0L 121cid	2010	Std. Unit	FO	PMGR	12	6674N	
Freightliner							
All Models (By Engine)							
Cummins Eng.	1969-67	24 Volt, Std. 40MT	DR	DD	24	3745N	6370N
Cummins Eng.	1969-61	Std. 40MT	DR	DD	12	3974N	6356N
Cummins Eng.	1966-63	24 Volt, Std. 40MT	DR	DD	24	3745N	6370N
DD 6171E	1969-67	Opt. 40MT	DR	DD	12	3974N	6356N
DD 6171E		Std. 40MT (12V)	DR	PLGR	12	6924N	
DD 6171E	1966-61	Std. 40MT	DR	PLGR	12	6924N	
DD 6V-53	1966-63	Std. 40MT	DR	PLGR	12	6924N	
DD 6V-71	1969-61	Std. 40MT	DR	PLGR	12	6924N	
DD 8V-71	1969-67	Std. 40MT	DR	PLGR	12	6924N	
DD 8V-71	1966-65	Std. 40MT (12V)	DR	PLGR	12	6924N	
DD 8V-71	1964-61	Std. 40MT	DR	DD	12	3974N	6356N
Argosy							
Caterpillar 3406	2003-00	Opt 42MT, 12V, w/OCP	DR	DD	12	6554N	6924N
Caterpillar 3406	2002-00	Opt. 39MT	DR	PLGR	12	6911N	6924N
Caterpillar 3406		Opt. 39MT/Rotatable DEH, w/OCP & IMS	DR	PLGR	12	6911N	6924N
Caterpillar 3406		Opt. Denso PLGR Replacement	ND	PLGR	12	18571N	6924N
Caterpillar 3406		Opt.39MT Serv. Repl., w/IMS, OCP & Rot. DEH	DR	PLGR	12	6924N	
Caterpillar 3406		Std. 42MT, 12V, w/o OCP	DR	DD	12	6511N	6924N
Caterpillar C12	2002-95	Opt. 42MT HD, w/OCP & IMS	DR	PLGR	12	6924N	
Caterpillar C-12	2002-00	Opt. 39MT	DR	PLGR	12	6911N	6924N
Caterpillar C-12		Opt. 39MT (HD Version, w/IMS, w/OCP)	DR	PLGR	12	6911N	6924N
Caterpillar C-12		Opt. 39MT (w/OCP)	DR	PLGR	12	6911N	6924N
Caterpillar C-12		Opt. 42MT (12V, w/OCP)	DR	DD	12	6513N	6924N
Caterpillar C-12		Opt. Denso PLGR Replacement	ND	PLGR	12	18571N	6924N
Caterpillar C-12		Opt.39MT Serv. Repl., w/IMS, OCP & Rot. DEH	DR	PLGR	12	6924N	
Caterpillar C-12		Std. 42MT	DR	DD	12	6356N	6924N
Caterpillar C15	2003-00	Opt. 42MT HD, w/OCP & IMS	DR	PLGR	12	6924N	
Caterpillar C-15	2008-00	Opt. 39MT (w/OCP)	DR	PLGR	12	6911N	6924N
Caterpillar C-15	2006-00	Opt. Denso OSGR Replacement	ND	OSGR	12	19501N	6924N
Caterpillar C-15	2003-00	Opt. 39MT	DR	PLGR	12	6911N	6924N
Caterpillar C-15		Opt. 39MT (HD Version, w/IMS, w/OCP)	DR	PLGR	12	6911N	6924N
Caterpillar C-15		Opt. 42MT (12V, w/OCP)	DR	DD	12	6513N	6924N

STARTERS

ENGINE	YEAR	APPLICATION	Mfg	Type	Volt	PART NO.	OPT. NO.
Freightliner (Cont'd)							
Argosy (Cont'd)							
Caterpillar C-15	2003-00	Opt. Denso PLGR Replacement	ND	PLGR	12	18571N	6924N
Caterpillar C-15		Opt.39MT Serv. Repl., w/IMS, OCP & Rot. DEH	DR	PLGR	12	6924N	
Caterpillar C-15		Std. 42MT	DR	DD	12	6356N	6924N
Caterpillar C16	2003-99	Opt 42MT, 12V, w/OCP	DR	DD	12	6554N	6924N
Caterpillar C16		Std. 42MT, 12V, w/o OCP	DR	DD	12	6511N	6924N
Caterpillar C16	2000	Opt. 42MT (w/OCP)	DR	DD	12	6554N	6924N
Caterpillar C-16	2003	Opt. 39MT	DR	PLGR	12	6911N	6924N
Caterpillar C-16		Opt. 39MT (w/OCP)	DR	PLGR	12	6911N	6924N
Caterpillar C-16		Opt. 39MT/Rotatable DEH, w/OCP & IMS	DR	PLGR	12	6911N	6924N
Caterpillar C-16		Opt. 42MT (12V, w/OCP)	DR	DD	12	6513N	6924N
Caterpillar C-16		Opt. Denso OSGR Replacement	ND	OSGR	12	19501N	6924N
Caterpillar C-16		Opt. Denso PLGR Replacement	ND	PLGR	12	18571N	6924N
Caterpillar C-16		Opt.39MT Serv. Repl., w/IMS, OCP & Rot. DEH	DR	PLGR	12	6924N	
Caterpillar C-16		Standard	DR	PLGR	12	6924N	
Caterpillar C-16		Std. 42MT	DR	DD	12	6356N	6924N
Cummins ISX	2009-08	Opt. Denso OSGR Replacement	ND	OSGR	12	19503N	6924N
Cummins ISX15	2003-00	Opt. 42MT HD, w/OCP & IMS	DR	PLGR	12	6924N	
L6 10.8L 10834cc 661cid	2007-00	Cummins ISX, Opt. Denso OSGR Replacement	ND	OSGR	12	19503N	6924N
L6 10.8L 10834cc 661cid	2003-00	Cummins ISX, Opt. 39MT	DR	PLGR	12	6911N	6924N
L6 10.8L 10834cc 661cid		Cummins ISX, Opt. 39MT (HD Version, w/IMS, w/OCP) ..	DR	PLGR	12	6911N	6924N
L6 10.8L 10834cc 661cid		Cummins ISX, Opt. 39MT (w/Shield on Solenoid)	DR	PLGR	12	6911N	6924N
L6 10.8L 10834cc 661cid		Cummins ISX, Opt. 39MT/Rotatable DEH, w/OCP & IMS	DR	PLGR	12	6911N	6924N
L6 10.8L 10834cc 661cid		Cummins ISX, Opt. 42MT (12V, w/OCP)	DR	DD	12	6513N	6924N
L6 10.8L 10834cc 661cid		Cummins ISX, Opt. Denso PLGR Replacement	ND	PLGR	12	18571N	6924N
L6 10.8L 10834cc 661cid		Cummins ISX, Opt.39MT Serv. Repl., w/IMS, OCP & Rot. DEH	DR	PLGR	12	6924N	
L6 10.8L 10834cc 661cid		Cummins ISX, Std. 42MT	DR	DD	12	6356N	6924N
L6 10.8L 10834cc 661cid		Opt. 39MT	DR	PLGR	12	6911N	6924N
L6 11.1L 11096cc 677cid		Opt. 39MT (HD Version, w/IMS, w/OCP)	DR	PLGR	12	6911N	6924N
L6 11.1L 11096cc 677cid		Opt. 39MT (w/OCP)	DR	PLGR	12	6911N	6924N
L6 11.1L 11096cc 677cid		Opt. 42MT (12V, w/OCP)	DR	DD	12	6513N	6924N
L6 11.1L 11096cc 677cid		Opt. Denso OSGR Replacement	ND	OSGR	12	19502N	6924N
L6 11.1L 11096cc 677cid		Opt. Denso PLGR Replacement	ND	PLGR	12	18571N	6924N
L6 11.1L 11096cc 677cid		Opt.39MT Serv. Repl., w/IMS, OCP & Rot. DEH	DR	PLGR	12	6924N	
L6 11.1L 11096cc 677cid		Std. 42MT	DR	DD	12	6356N	6924N
L6 12.7L 12686cc 774cid	2003	Opt. 39MT (HD Version, w/IMS, w/OCP)	DR	PLGR	12	6910N	6919N
L6 12.7L 12686cc 774cid		Opt. 39MT w/OCP, w/IMS	DR	PLGR	12	6910N	6919N
L6 12.7L 12686cc 774cid		Opt. 39MT w/OCP, w/o IMS	DR	PLGR	12	6910N	6919N
L6 12.7L 12686cc 774cid		Opt. 42MT w/OCP	DR	DD	12	6896N	6919N
L6 12.7L 12686cc 774cid		Opt. Denso OSGR Replacement	ND	OSGR	12	19504N	6919N
L6 12.7L 12686cc 774cid		Opt. Mitsubishi Starter	MI	PLGR	12	19524N	6919N
L6 12.7L 12686cc 774cid		Opt.39MT Service repl., w/IMS, OCP & Rotatable DEH ..	DR	PLGR	12	6919N	
L6 12.7L 12686cc 774cid		Std. 39MT w/IMS	DR	PLGR	12	6910N	6919N
L6 12.7L 12686cc 774cid		Std. 39MT w/o IMS	DR	PLGR	12	6919N	
L6 12.7L 12686cc 774cid		Std. 42MT	DR	PLGR	12	6907N	
Business Class M2							
Caterpillar 3126	2004-03	Opt. 41MT (w/OCP)	DR	DD	12	6668N	18989N
Caterpillar 3126		Std. 41MT	DR	DD	12	6667N	
Caterpillar C-13	2008-03	Opt. 39MT	DR	PLGR	12	6911N	6924N
Caterpillar C-13		Opt. 39MT (HD Version, w/IMS, w/OCP)	DR	PLGR	12	6911N	6924N
Caterpillar C-13		Opt. 39MT (w/OCP)	DR	PLGR	12	6911N	6924N
Caterpillar C-13		Opt. Denso OSGR Replacement	ND	OSGR	12	19501N	6924N
Caterpillar C-13		Opt.39MT Serv. Repl., w/IMS, OCP & Rot. DEH	DR	PLGR	12	6924N	
Caterpillar C-13		Std. 42MT	DR	DD	12	6356N	6924N
Caterpillar C-13	2007-03	Opt. 42MT (12V, w/OCP)	DR	DD	12	6513N	6924N
Caterpillar C-13		Opt. Denso PLGR Replacement	ND	PLGR	12	18571N	6924N
Caterpillar C7, 7.2L	2008-05	Opt. 42MT HD, w/OCP & IMS	DR	PLGR	12	6924N	
Cummins 8.3L ISC	2003	Opt. 38MT/ 12T, w/IMS, w/o OCP	DR	PLGR	12	6859N	6907N
Cummins 8.3L ISC		Opt. 39MT (w/IMS)	DR	PLGR	12	6907N	
Cummins 8.3L ISC		Opt. 39MT (w/OCP)	DR	PLGR	12	6919N	
Cummins 8.3L ISC		Opt. 39MT (w/OCP, w/IMS)	DR	PLGR	12	6821N	6907N
Cummins 8.3L ISC		Opt. 39MT, No IMS, No OCP	DR	PLGR	12	6907N	
Cummins 8.3L ISC		Opt. 41MT, w/o OCP	DR	DD	12	6630N	6907N
Cummins 8.3L ISC		Opt. 42MT (w/OCP)	DR	DD	12	6777N	6907N

STARTERS

STARTERS

ENGINE	YEAR	APPLICATION	Mfg	Type	Volt	PART NO.	OPT. NO.
Freightliner (Cont'd)							
Business Class M2 (Cont'd)							
Cummins 8.3L ISC	2003	Opt.39MT service repl. w/IMS	DR	PLGR	12	6908N	6908N
Cummins 8.3L ISC		Opt.39MT Service repl., w/IMS, OCP & Rotatable DEH ..	DR	PLGR	12	6907N	
Cummins Diesel. ISC 8.3L		Opt. LN PLGR, 12V, w/OCP & IMS	DR	PLGR	12	6919N	
Cummins ISM	2008-03	Opt. 39MT	DR	PLGR	12	6911N	6924N
Cummins ISM		Opt. 39MT/Rotatable DEH, w/OCP & IMS	DR	PLGR	12	6911N	6924N
Cummins ISM		Opt. 42MT (12V, w/OCP)	DR	DD	12	6513N	6924N
Cummins ISM		Opt.39MT Serv. Repl., w/IMS, OCP & Rot. DEH	DR	PLGR	12	6924N	
Cummins ISM		Std. 42MT	DR	DD	12	6356N	6924N
Cummins ISM	2007-03	Opt. 39MT (HD Version, w/IMS, w/OCP)	DR	PLGR	12	6911N	6924N
Cummins ISM		Opt. Denso OSGR Replacement	ND	OSGR	12	19501N	6924N
Cummins ISM		Opt. Denso PLGR Replacement	ND	PLGR	12	18571N	6924N
Cummins ISM, 10.8L	2003	Opt. 42MT HD, w/OCP & IMS	DR	PLGR	12	6924N	
L6 8.3L 8277cc 505cid	2008-04	Cummins ISC, 38MT w/IMS	DR	PLGR	12	6859N	6907N
L6 8.3L 8277cc 505cid		Opt. 38MT/ 12T, w/IMS, w/o OCP	DR	PLGR	12	6859N	6907N
L6 8.3L 8277cc 505cid		Opt. 39MT (w/IMS)	DR	PLGR	12	6907N	
L6 8.3L 8277cc 505cid		Opt. 39MT, No IMS, No OCP	DR	PLGR	12	6907N	
L6 8.3L 8277cc 505cid		Opt.39MT service repl. w/IMS	DR	PLGR	12	6908N	6908N
L6 8.3L 8277cc 505cid		Opt.39MT Service repl., w/IMS, OCP & Rotatable DEH ..	DR	PLGR	12	6907N	
L6 8.3L 8277cc 505cid	2007-04	Opt. 37MT (w/OCP)	DR	DD	12	6394N	6919N
L6 8.3L 8277cc 505cid		Opt. 39MT (w/OCP)	DR	PLGR	12	6919N	
L6 8.3L 8277cc 505cid		Opt. 39MT (w/OCP, w/IMS)	DR	PLGR	12	6821N	6907N
L6 8.3L 8277cc 505cid		Opt. 41MT, w/o OCP	DR	DD	12	6630N	6907N
L6 8.3L 8277cc 505cid		Opt. 42MT (w/OCP)	DR	DD	12	6777N	6907N
L6 8.3L 8277cc 505cid		Opt. LN PLGR, 12V, w/OCP & IMS	DR	PLGR	12	6919N	
Mercedes MBE4000	2008-03	Opt. 39MT (HD Version, w/IMS, w/OCP)	DR	PLGR	12	6910N	6919N
Mercedes MBE4000		Opt. 39MT w/OCP, w/IMS	DR	PLGR	12	6910N	6919N
Mercedes MBE4000		Opt. 39MT w/OCP, w/o IMS	DR	PLGR	12	6910N	6919N
Mercedes MBE4000		Opt. 42MT w/OCP	DR	DD	12	6896N	6919N
Mercedes MBE4000		Opt. Denso OSGR Replacement	ND	OSGR	12	19504N	6919N
Mercedes MBE4000		Opt. Mitsubishi Starter	MI	PLGR	12	19524N	6919N
Mercedes MBE4000		Opt.39MT Service repl., w/IMS, OCP & Rotatable DEH ..	DR	PLGR	12	6919N	
Mercedes MBE4000		Std. 39MT w/IMS	DR	PLGR	12	6910N	6919N
Mercedes MBE4000		Std. 39MT w/o IMS	DR	PLGR	12	6919N	
Mercedes MBE4000		Std. 42MT	DR	PLGR	12	6907N	
Mercedes MBE900	2007-03	Opt. 29MT (MBR904, 906)	DR	PLGR	12	6842N	
Mercedes MBE900		Opt. 38MT (MBR926)	DR	PLGR	12	6831N	
Mercedes MBE900		Opt. Denso OSGR, 12V / 11T	ND	OSGR	12	18554N	
Mercedes MBE900		Std. 28MT	DR	OSGR	12	6610N	6842N
Century Class							
Caterpillar 3176	2001-96	C112, Std. 42MT	DR	DD	12	6356N	6924N
Caterpillar 3176	2000-99	Opt. Denso OSGR Replacement	ND	OSGR	12	19503N	6924N
Caterpillar 3176	2000-96	C112, Opt. 39MT	DR	PLGR	12	6911N	6924N
Caterpillar 3176		C112, Opt. 39MT (w/OCP)	DR	PLGR	12	6911N	6924N
Caterpillar 3176		C112, Opt. 42MT (12V, w/OCP)	DR	DD	12	6513N	6924N
Caterpillar 3176		C112, Opt. Denso OSGR Replacement	ND	OSGR	12	19503N	6924N
Caterpillar 3176		C112, Opt. Denso PLGR Replacement	ND	PLGR	12	18571N	6924N
Caterpillar 3176		C112, Opt.39MT Serv. Repl., w/IMS, OCP & Rot. DEH ..	DR	PLGR	12	6924N	
Caterpillar 3176		C120, Opt. 39MT	DR	PLGR	12	6911N	6924N
Caterpillar 3176		C120, Opt. 39MT (w/OCP)	DR	PLGR	12	6911N	6924N
Caterpillar 3176		C120, Opt. 42MT (12V, w/OCP)	DR	DD	12	6513N	6924N
Caterpillar 3176		C120, Opt. Denso OSGR Replacement	ND	OSGR	12	19503N	6924N
Caterpillar 3176		C120, Opt. Denso PLGR Replacement	ND	PLGR	12	18571N	6924N
Caterpillar 3176		C120, Opt.39MT Serv. Repl., w/IMS, OCP & Rot. DEH ..	DR	PLGR	12	6924N	
Caterpillar 3176		C120, Std. 42MT	DR	DD	12	6356N	6924N
Caterpillar 3176	1999-96	C112, Opt. 42MT HD, w/OCP & IMS	DR	PLGR	12	6924N	
Caterpillar 3406	2000-96	C112, Opt. 39MT	DR	PLGR	12	6911N	6924N
Caterpillar 3406		C112, Opt. 39MT (w/OCP)	DR	PLGR	12	6911N	6924N
Caterpillar 3406		C112, Opt. 42MT (12V, w/OCP)	DR	DD	12	6513N	6924N
Caterpillar 3406		C112, Opt. Denso OSGR Replacement	ND	OSGR	12	19503N	6924N
Caterpillar 3406		C112, Opt. Denso PLGR Replacement	ND	PLGR	12	18571N	6924N
Caterpillar 3406		C112, Opt.39MT Serv. Repl., w/IMS, OCP & Rot. DEH ..	DR	PLGR	12	6924N	
Caterpillar 3406		C112, Std. 42MT	DR	DD	12	6356N	6924N
Caterpillar 3406		C120, Opt. 39MT	DR	PLGR	12	6911N	6924N
Caterpillar 3406		C120, Opt. 39MT (w/OCP)	DR	PLGR	12	6911N	6924N
Caterpillar 3406		C120, Opt. 42MT (12V, w/OCP)	DR	DD	12	6513N	6924N

STARTERS

ENGINE	YEAR	APPLICATION	Mfg	Type	Volt	PART NO.	OPT. NO.
Freightliner (Cont'd)							
Century Class (Cont'd)							
Caterpillar 3406	2000-96	C120, Opt. Denso OSGR Replacement	ND	OSGR	12	19503N	6924N
Caterpillar 3406		C120, Opt. Denso PLGR Replacement	ND	PLGR	12	18571N	6924N
Caterpillar 3406		C120, Opt.39MT Serv. Repl., w/IMS, OCP & Rot. DEH ..	DR	PLGR	12	6924N	
Caterpillar 3406		C120, Std. 42MT	DR	DD	12	6356N	6924N
Caterpillar C10	2004-99	Opt. 42MT HD, w/OCP & IMS	DR	PLGR	12	6924N	
Caterpillar C10	2004-96	C112, Opt. 42MT HD, w/OCP & IMS	DR	PLGR	12	6924N	
Caterpillar C10		C120, Opt. 42MT HD, w/OCP & IMS	DR	PLGR	12	6924N	
Caterpillar C-10	2008-96	C120, Opt. 39MT	DR	PLGR	12	6911N	6924N
Caterpillar C-10		C120, Opt. 39MT (HD Version, w/IMS, w/OCP)	DR	PLGR	12	6911N	6924N
Caterpillar C-10		C120, Opt. 42MT (12V, w/OCP)	DR	DD	12	6513N	6924N
Caterpillar C-10		C120, Opt.39MT Serv. Repl., w/IMS, OCP & Rot. DEH ..	DR	PLGR	12	6924N	
Caterpillar C-10		C120, Std. 42MT	DR	DD	12	6356N	6924N
Caterpillar C-10	2006-96	C120, Opt. 39MT (w/OCP)	DR	PLGR	12	6911N	6924N
Caterpillar C-10		C120, Opt. Denso PLGR Replacement	ND	PLGR	12	18571N	6924N
Caterpillar C-10	2004-96	C112, Opt. 39MT	DR	PLGR	12	6911N	6924N
Caterpillar C-10		C112, Opt. 39MT (HD Version, w/IMS, w/OCP)	DR	PLGR	12	6911N	6924N
Caterpillar C-10		C112, Opt. 39MT (w/OCP)	DR	PLGR	12	6911N	6924N
Caterpillar C-10		C112, Opt. 42MT (12V, w/OCP)	DR	DD	12	6513N	6924N
Caterpillar C-10		C112, Opt. Denso PLGR Replacement	ND	PLGR	12	18571N	6924N
Caterpillar C-10		C112, Opt.39MT Serv. Repl., w/IMS, OCP & Rot. DEH ..	DR	PLGR	12	6924N	
Caterpillar C-10		C112, Std. 42MT	DR	DD	12	6356N	6924N
Caterpillar C12	2003-96	C112, Opt. 42MT HD, w/OCP & IMS	DR	PLGR	12	6924N	
Caterpillar C12		C120, Opt. 42MT HD, w/OCP & IMS	DR	PLGR	12	6924N	
Caterpillar C-12	2008-96	C112, Opt. 39MT	DR	PLGR	12	6911N	6924N
Caterpillar C-12		C112, Opt. 39MT (HD Version, w/IMS, w/OCP)	DR	PLGR	12	6911N	6924N
Caterpillar C-12		C112, Opt.39MT Serv. Repl., w/IMS, OCP & Rot. DEH ..	DR	PLGR	12	6924N	
Caterpillar C-12		C120, Opt. 39MT	DR	PLGR	12	6911N	6924N
Caterpillar C-12		C120, Opt. 39MT (HD Version, w/IMS, w/OCP)	DR	PLGR	12	6911N	6924N
Caterpillar C-12		C120, Opt.39MT Serv. Repl., w/IMS, OCP & Rot. DEH ..	DR	PLGR	12	6924N	
Caterpillar C-12	2006-96	C112, Opt. Denso PLGR Replacement	ND	PLGR	12	18571N	6924N
Caterpillar C-12		C120, Opt. 39MT (w/OCP)	DR	PLGR	12	6911N	6924N
Caterpillar C-12	2004-96	C112, Opt. 39MT (w/OCP)	DR	PLGR	12	6911N	6924N
Caterpillar C-12		C112, Opt. 42MT (12V, w/OCP)	DR	DD	12	6513N	6924N
Caterpillar C-12		C112, Opt. Denso OSGR Replacement	ND	OSGR	12	19503N	6924N
Caterpillar C-12		C112, Std. 42MT	DR	DD	12	6356N	6924N
Caterpillar C-12		C120, Opt. 42MT (12V, w/OCP)	DR	DD	12	6513N	6924N
Caterpillar C-12		C120, Opt. Denso PLGR Replacement	ND	PLGR	12	18571N	6924N
Caterpillar C-12		C120, Std. 42MT	DR	DD	12	6356N	6924N
Caterpillar C15	2008-99	C112, Opt. 42MT HD, w/OCP & IMS	DR	PLGR	12	6924N	
Caterpillar C15		C120, Opt. 42MT HD, w/OCP & IMS	DR	PLGR	12	6924N	
Caterpillar C-15		C112, Opt. 39MT	DR	PLGR	12	6911N	6924N
Caterpillar C-15		C112, Opt. 39MT (HD Version, w/IMS, w/OCP)	DR	PLGR	12	6911N	6924N
Caterpillar C-15		C112, Opt. 39MT (w/OCP)	DR	PLGR	12	6911N	6924N
Caterpillar C-15		C112, Opt. 42MT (12V, w/OCP)	DR	DD	12	6513N	6924N
Caterpillar C-15		C112, Opt.39MT Serv. Repl., w/IMS, OCP & Rot. DEH ..	DR	PLGR	12	6924N	
Caterpillar C-15		C112, Std. 42MT	DR	DD	12	6356N	6924N
Caterpillar C-15		C120, Opt. 39MT	DR	PLGR	12	6911N	6924N
Caterpillar C-15		C120, Opt. 39MT (HD Version, w/IMS, w/OCP)	DR	PLGR	12	6911N	6924N
Caterpillar C-15		C120, Opt. 39MT (w/OCP)	DR	PLGR	12	6911N	6924N
Caterpillar C-15		C120, Opt. 42MT (12V, w/OCP)	DR	DD	12	6513N	6924N
Caterpillar C-15		C120, Opt.39MT Serv. Repl., w/IMS, OCP & Rot. DEH ..	DR	PLGR	12	6924N	
Caterpillar C-15		C120, Std. 42MT	DR	DD	12	6356N	6924N
Caterpillar C-15	2007-99	C112, Opt. Denso OSGR Replacement	ND	OSGR	12	19501N	6924N
Caterpillar C-15		C112, Opt. Denso PLGR Replacement	ND	PLGR	12	18571N	6924N
Caterpillar C-15		C120, Opt. Denso OSGR Replacement	ND	OSGR	12	19501N	6924N
Caterpillar C-15		C120, Opt. Denso PLGR Replacement	ND	PLGR	12	18571N	6924N
Caterpillar C16	2003-02	C120, Opt 42MT, 12V, w/OCP	DR	DD	12	6554N	6924N
Caterpillar C16	2003-99	C112, Opt 42MT, 12V, w/OCP	DR	DD	12	6554N	6924N
Caterpillar C16		C112, Std. 42MT, 12V, w/o OCP	DR	DD	12	6511N	6924N
Caterpillar C16		C120, Std. 42MT, 12V, w/o OCP	DR	DD	12	6511N	6924N
Caterpillar C16	2001-99	C120, Opt. 42MT (w/OCP)	DR	DD	12	6554N	6924N
Cummins ISX	2009	C112, Opt. Denso OSGR Replacement	ND	OSGR	12	19503N	6924N
Cummins ISX		C120, Opt. Denso OSGR Replacement	ND	OSGR	12	19503N	6924N
Cummins ISX	2008	C112, Opt. 39MT	DR	PLGR	12	6911N	6924N
Cummins ISX15, 15.0L	2003-99	C112, Opt. 42MT HD, w/OCP & IMS	DR	PLGR	12	6924N	
Cummins ISX15, 15.0L		C120, Opt. 42MT HD, w/OCP & IMS	DR	PLGR	12	6924N	

STARTERS

STARTERS

ENGINE	YEAR	APPLICATION	Mfg	Type	Volt	PART NO.	OPT. NO.
Freightliner (Cont'd)							
Century Class (Cont'd)							
Cummins L-10	2000-96	C112, Opt. 39MT	DR	PLGR	12	6911N	6924N
Cummins L-10		C112, Opt. 39MT/Rotatable DEH, w/OCP & IMS	DR	PLGR	12	6911N	6924N
Cummins L-10		C112, Opt. 42MT (12V, w/OCP)	DR	DD	12	6513N	6924N
Cummins L-10		C112, Opt. Denso OSGR Replacement	ND	OSGR	12	19503N	6924N
Cummins L-10		C112, Opt. Denso PLGR Replacement	ND	PLGR	12	18571N	6924N
Cummins L-10		C112, Opt.39MT Serv. Repl., w/IMS, OCP & Rot. DEH ..	DR	PLGR	12	6924N	
Cummins L-10		C112, Std. 42MT	DR	DD	12	6356N	6924N
Cummins L-10		C120, Opt. 39MT	DR	PLGR	12	6911N	6924N
Cummins L-10		C120, Opt. 39MT/Rotatable DEH, w/OCP & IMS	DR	PLGR	12	6911N	6924N
Cummins L-10		C120, Opt. 42MT (12V, w/OCP)	DR	DD	12	6513N	6924N
Cummins L-10		C120, Opt. Denso OSGR Replacement	ND	OSGR	12	19503N	6924N
Cummins L-10		C120, Opt. Denso PLGR Replacement	ND	PLGR	12	18571N	6924N
Cummins L-10		C120, Opt.39MT Serv. Repl., w/IMS, OCP & Rot. DEH ..	DR	PLGR	12	6924N	
Cummins L-10		C120, Std. 42MT	DR	DD	12	6356N	6924N
Cummins M11		C112, Opt. 39MT/Rotatable DEH, w/OCP & IMS	DR	PLGR	12	6911N	6924N
DD 60 Series	1993	Std. 50MT	DR	DD	12	3905N	
L6 10.8L 10834cc 661cid	2008-99	C112, Cummins ISX, Opt. 39MT (HD Version, w/IMS, w/OCP)	DR	PLGR	12	6911N	6924N
L6 10.8L 10834cc 661cid		C112, Cummins ISX, Opt. 39MT/Rotatable DEH, w/OCP & IMS	DR	PLGR	12	6911N	6924N
L6 10.8L 10834cc 661cid		C112, Cummins ISX, Opt. Denso OSGR Replacement ..	ND	OSGR	12	19503N	6924N
L6 10.8L 10834cc 661cid		C112, Cummins ISX, Opt.39MT Serv. Repl., w/IMS, OCP & Rot. DEH	DR	PLGR	12	6924N	
L6 10.8L 10834cc 661cid		C120, Cummins ISM, Std. 42MT	DR	DD	12	6356N	6924N
L6 10.8L 10834cc 661cid		C120, Cummins ISX, Opt. 39MT	DR	PLGR	12	6911N	6924N
L6 10.8L 10834cc 661cid		C120, Cummins ISX, Opt. 39MT (HD Version, w/IMS, w/OCP)	DR	PLGR	12	6911N	6924N
L6 10.8L 10834cc 661cid		C120, Cummins ISX, Opt. 39MT/Rotatable DEH, w/OCP & IMS	DR	PLGR	12	6911N	6924N
L6 10.8L 10834cc 661cid		C120, Cummins ISX, Opt. 42MT (12V, w/OCP)	DR	DD	12	6513N	6924N
L6 10.8L 10834cc 661cid		C120, Cummins ISX, Opt. Denso OSGR Replacement ..	ND	OSGR	12	19503N	6924N
L6 10.8L 10834cc 661cid		C120, Cummins ISX, Opt.39MT Serv. Repl., w/IMS, OCP & Rot. DEH	DR	PLGR	12	6924N	
L6 10.8L 10834cc 661cid	2007-99	C112, Cummins ISX, Opt. 39MT	DR	PLGR	12	6911N	6924N
L6 10.8L 10834cc 661cid	2006-04	C112, Cummins ISX, Opt.39MT Service repl., w/IMS, OCP & Rotatable DEH	DR	PLGR	12	6907N	
L6 10.8L 10834cc 661cid		C112, Cummins 10.8L ISX, Opt. 39MT (w/OCP)	DR	PLGR	12	6919N	
L6 10.8L 10834cc 661cid		C112, Cummins 10.8L ISX, Opt. 39MT (w/OCP, w/IMS) ..	DR	PLGR	12	6821N	6907N
L6 10.8L 10834cc 661cid	2006-99	C120, Cummins ISX, Opt. 39MT (w/Shield on Solenoid) ..	DR	PLGR	12	6911N	6924N
L6 10.8L 10834cc 661cid	2004-99	C112, Cummins ISM, Opt. 39MT	DR	PLGR	12	6911N	6924N
L6 10.8L 10834cc 661cid		C112, Cummins ISM, Opt. 39MT (HD Version, w/IMS, w/OCP)	DR	PLGR	12	6911N	6924N
L6 10.8L 10834cc 661cid		C112, Cummins ISM, Opt. 39MT/Rotatable DEH, w/OCP & IMS	DR	PLGR	12	6911N	6924N
L6 10.8L 10834cc 661cid		C112, Cummins ISM, Opt. 42MT (12V, w/OCP)	DR	DD	12	6513N	6924N
L6 10.8L 10834cc 661cid		C112, Cummins ISM, Opt. Denso OSGR Replacement ..	ND	OSGR	12	19501N	6924N
L6 10.8L 10834cc 661cid		C112, Cummins ISM, Opt. Denso PLGR Replacement ...	ND	PLGR	12	18571N	6924N
L6 10.8L 10834cc 661cid		C112, Cummins ISM, Opt.39MT Serv. Repl., w/IMS, OCP & Rot. DEH	DR	PLGR	12	6924N	
L6 10.8L 10834cc 661cid		C112, Cummins ISM, Std. 42MT	DR	DD	12	6356N	6924N
L6 10.8L 10834cc 661cid		C120, Cummins ISM, Opt. 39MT	DR	PLGR	12	6911N	6924N
L6 10.8L 10834cc 661cid		C120, Cummins ISM, Opt. 39MT (HD Version, w/IMS, w/OCP)	DR	PLGR	12	6911N	6924N
L6 10.8L 10834cc 661cid		C120, Cummins ISM, Opt. 39MT/Rotatable DEH, w/OCP & IMS	DR	PLGR	12	6911N	6924N
L6 10.8L 10834cc 661cid		C120, Cummins ISM, Opt. 42MT (12V, w/OCP)	DR	DD	12	6513N	6924N
L6 10.8L 10834cc 661cid		C120, Cummins ISM, Opt. Denso OSGR Replacement ..	ND	OSGR	12	19501N	6924N
L6 10.8L 10834cc 661cid		C120, Cummins ISM, Opt. Denso PLGR Replacement ...	ND	PLGR	12	18571N	6924N
L6 10.8L 10834cc 661cid		C120, Cummins ISM, Opt.39MT Serv. Repl., w/IMS, OCP & Rot. DEH	DR	PLGR	12	6924N	
L6 10.8L 10834cc 661cid	2003-99	C112, Cummins ISM, Opt. 42MT HD, w/OCP & IMS	DR	PLGR	12	6924N	
L6 10.8L 10834cc 661cid		C112, Cummins ISX, Opt. 42MT (12V, w/OCP)	DR	DD	12	6513N	6924N
L6 10.8L 10834cc 661cid		C112, Cummins ISX, Opt. Denso PLGR Replacement ...	ND	PLGR	12	18571N	6924N
L6 10.8L 10834cc 661cid		C112, Cummins ISX, Std. 42MT	DR	DD	12	6356N	6924N

STARTERS

STARTERS

ENGINE	YEAR	APPLICATION	Mfg	Type	Volt	PART NO.	OPT. NO.
Freightliner (Cont'd)							
Century Class (Cont'd)							
L6 10.8L 10834cc 661cid	2003-99	C120, Cummins ISM, Opt. 42MT HD, w/OCP & IMS	DR	PLGR	12	6924N	
L6 10.8L 10834cc 661cid		C120, Cummins ISX, Opt. Denso PLGR Replacement ...	ND	PLGR	12	18571N	6924N
L6 10.8L 10834cc 661cid	2000-96	C120, Cummins ISX, Std. 42MT	DR	DD	12	6356N	6924N
L6 10.8L 10834cc 661cid		C112, Cummins M11, Opt. 39MT	DR	PLGR	12	6911N	6924N
L6 10.8L 10834cc 661cid		C112, Cummins M11, Opt. 42MT (12V, w/OCP)	DR	DD	12	6513N	6924N
L6 10.8L 10834cc 661cid		C112, Cummins M11, Opt. Denso OSGR Replacement .	ND	OSGR	12	19502N	6924N
L6 10.8L 10834cc 661cid		C112, Cummins M11, Opt. Denso PLGR Replacement ..	ND	PLGR	12	18571N	6924N
L6 10.8L 10834cc 661cid		C112, Cummins M11, Opt.39MT Serv. Repl., w/IMS, OCP & Rot. DEH	DR	PLGR	12	6924N	
L6 10.8L 10834cc 661cid		C112, Cummins M11, Std. 42MT	DR	DD	12	6356N	6924N
L6 10.8L 10834cc 661cid		C120, Cummins M11, Opt. 39MT	DR	PLGR	12	6911N	6924N
L6 10.8L 10834cc 661cid		C120, Cummins M11, Opt. 39MT/Rotatable DEH, w/OCP & IMS	DR	PLGR	12	6911N	6924N
L6 10.8L 10834cc 661cid		C120, Cummins M11, Opt. 42MT (12V, w/OCP)	DR	DD	12	6513N	6924N
L6 10.8L 10834cc 661cid	C120, Cummins M11, Opt. Denso OSGR Replacement .	ND	OSGR	12	19502N	6924N	
L6 10.8L 10834cc 661cid	C120, Cummins M11, Opt. Denso PLGR Replacement ..	ND	PLGR	12	18571N	6924N	
L6 10.8L 10834cc 661cid	C120, Cummins M11, Opt.39MT Serv. Repl., w/IMS, OCP & Rot. DEH	DR	PLGR	12	6924N		
L6 10.8L 10834cc 661cid	C120, Cummins M11, Std. 42MT	DR	DD	12	6356N	6924N	
L6 11.1L 11096cc 677cid	2008-07	C112, Opt. 42MT HD, w/OCP & IMS	DR	PLGR	12	6924N	
L6 11.1L 11096cc 677cid	2008-96	C120, Opt. 42MT HD, w/OCP & IMS	DR	PLGR	12	6924N	
L6 11.1L 11096cc 677cid		C112, Opt. 39MT	DR	PLGR	12	6911N	6924N
L6 11.1L 11096cc 677cid		C112, Opt. 39MT (HD Version, w/IMS, w/OCP)	DR	PLGR	12	6911N	6924N
L6 11.1L 11096cc 677cid		C112, Opt. 39MT (w/OCP)	DR	PLGR	12	6911N	6924N
L6 11.1L 11096cc 677cid		C112, Opt. 42MT (12V, w/OCP)	DR	DD	12	6513N	6924N
L6 11.1L 11096cc 677cid		C112, Opt.39MT Serv. Repl., w/IMS, OCP & Rot. DEH ..	DR	PLGR	12	6924N	
L6 11.1L 11096cc 677cid		C112, Std. 42MT	DR	DD	12	6356N	6924N
L6 11.1L 11096cc 677cid		C120, DD 60 Series, Opt. 39MT (w/OCP)	DR	PLGR	12	6911N	6924N
L6 11.1L 11096cc 677cid		C120, DD 60 Series, Opt.39MT Serv. Repl., w/IMS, OCP & Rot. DEH	DR	PLGR	12	6924N	
L6 11.1L 11096cc 677cid		C120, Opt. 39MT	DR	PLGR	12	6911N	6924N
L6 11.1L 11096cc 677cid	C120, Opt. 39MT (HD Version, w/IMS, w/OCP)	DR	PLGR	12	6911N	6924N	
L6 11.1L 11096cc 677cid	C120, Opt. 42MT (12V, w/OCP)	DR	DD	12	6513N	6924N	
L6 11.1L 11096cc 677cid	C120, Std. 42MT	DR	DD	12	6356N	6924N	
L6 11.1L 11096cc 677cid	2007-96	C112, Opt. Denso OSGR Replacement	ND	OSGR	12	19503N	6924N
L6 11.1L 11096cc 677cid		C112, Opt. Denso PLGR Replacement	ND	PLGR	12	18571N	6924N
L6 11.1L 11096cc 677cid		C120, Opt. Denso OSGR Replacement	ND	OSGR	12	19502N	6924N
L6 11.1L 11096cc 677cid		C120, Opt. Denso PLGR Replacement	ND	PLGR	12	18571N	6924N
L6 11.1L 11096cc 677cid	2006-04	C120, Opt. ND w/fuel filter inside frame rail	ND	OSGR	12	19507N	6924N
L6 12.7L 12686cc 774cid		2008-01	C112, Opt. 39MT (HD Version, w/IMS, w/OCP)	DR	PLGR	12	6910N
L6 12.7L 12686cc 774cid	C112, Opt. 39MT w/OCP, w/IMS		DR	PLGR	12	6910N	6919N
L6 12.7L 12686cc 774cid	C112, Opt. 39MT w/OCP, w/o IMS		DR	PLGR	12	6910N	6919N
L6 12.7L 12686cc 774cid	C112, Opt. 42MT w/OCP		DR	DD	12	6896N	6919N
L6 12.7L 12686cc 774cid	C112, Opt. Denso OSGR Replacement		ND	OSGR	12	19504N	6919N
L6 12.7L 12686cc 774cid	C112, Opt. Mitsubishi Starter		MI	PLGR	12	19524N	6919N
L6 12.7L 12686cc 774cid	C112, Opt.39MT Service repl., w/IMS, OCP & Rotatable DEH		DR	PLGR	12	6919N	
L6 12.7L 12686cc 774cid	C112, Std. 39MT w/IMS		DR	PLGR	12	6910N	6919N
L6 12.7L 12686cc 774cid	C112, Std. 39MT w/o IMS		DR	PLGR	12	6919N	
L6 12.7L 12686cc 774cid	C112, Std. 42MT		DR	PLGR	12	6907N	
L6 12.7L 12686cc 774cid	C120, Opt. 39MT (HD Version, w/IMS, w/OCP)	DR	PLGR	12	6910N	6919N	
L6 12.7L 12686cc 774cid	C120, Opt. 39MT w/OCP, w/IMS	DR	PLGR	12	6910N	6919N	
L6 12.7L 12686cc 774cid	C120, Opt. 39MT w/OCP, w/o IMS	DR	PLGR	12	6910N	6919N	
L6 12.7L 12686cc 774cid	C120, Opt. 42MT w/OCP	DR	DD	12	6896N	6919N	
L6 12.7L 12686cc 774cid	C120, Opt. Denso OSGR Replacement	ND	OSGR	12	19504N	6919N	
L6 12.7L 12686cc 774cid	C120, Opt. Mitsubishi Starter	MI	PLGR	12	19524N	6919N	
L6 12.7L 12686cc 774cid	C120, Opt.39MT Service repl., w/IMS, OCP & Rotatable DEH	DR	PLGR	12	6919N		
L6 12.7L 12686cc 774cid	C120, Std. 39MT w/IMS	DR	PLGR	12	6910N	6919N	
L6 12.7L 12686cc 774cid	C120, Std. 39MT w/o IMS	DR	PLGR	12	6919N		
L6 12.7L 12686cc 774cid	C120, Std. 42MT	DR	PLGR	12	6907N		
L6 14.0L 14013cc 855cid	2003-96	C112, Opt. 39MT	DR	PLGR	12	6911N	6924N
L6 14.0L 14013cc 855cid		C112, Opt. 39MT (HD Version, w/IMS, w/OCP)	DR	PLGR	12	6911N	6924N
L6 14.0L 14013cc 855cid		C112, Opt. 39MT/Rotatable DEH, w/OCP & IMS	DR	PLGR	12	6911N	6924N
L6 14.0L 14013cc 855cid		C112, Opt. 42MT (12V, w/OCP)	DR	DD	12	6513N	6924N

STARTERS

STARTERS

ENGINE	YEAR	APPLICATION	Mfg	Type	Volt	PART NO.	OPT. NO.
Freightliner (Cont'd)							
Century Class (Cont'd)							
L6 14.0L 14013cc 855cid	2003-96	C112, Opt. Denso OSGR Replacement	ND	OSGR	12	19503N	6924N
L6 14.0L 14013cc 855cid		C112, Opt. Denso PLGR Replacement	ND	PLGR	12	18571N	6924N
L6 14.0L 14013cc 855cid		C112, Opt.39MT Serv. Repl., w/IMS, OCP & Rot. DEH ..	DR	PLGR	12	6924N	
L6 14.0L 14013cc 855cid		C112, Std. 42MT	DR	DD	12	6356N	6924N
L6 14.0L 14013cc 855cid		C120, Cummins N14, Std. 42MT	DR	DD	12	6356N	6924N
L6 14.0L 14013cc 855cid		C120, Opt. 39MT	DR	PLGR	12	6911N	6924N
L6 14.0L 14013cc 855cid		C120, Opt. 39MT (HD Version, w/IMS, w/OCP)	DR	PLGR	12	6911N	6924N
L6 14.0L 14013cc 855cid		C120, Opt. 39MT/Rotatable DEH, w/OCP & IMS	DR	PLGR	12	6911N	6924N
L6 14.0L 14013cc 855cid		C120, Opt. 42MT (12V, w/OCP)	DR	DD	12	6513N	6924N
L6 14.0L 14013cc 855cid		C120, Opt. Denso OSGR Replacement	ND	OSGR	12	19503N	6924N
L6 14.0L 14013cc 855cid		C120, Opt. Denso PLGR Replacement	ND	PLGR	12	18571N	6924N
L6 14.0L 14013cc 855cid		C120, Opt.39MT Serv. Repl., w/IMS, OCP & Rot. DEH ..	DR	PLGR	12	6924N	
Classic							
Caterpillar 3176	2000-99	Opt. 39MT	DR	PLGR	12	6911N	6924N
Caterpillar 3176		Opt. 39MT (w/OCP)	DR	PLGR	12	6911N	6924N
Caterpillar 3176		Opt. 42MT (12V, w/OCP)	DR	DD	12	6513N	6924N
Caterpillar 3176		Opt. Denso PLGR Replacement	ND	PLGR	12	18571N	6924N
Caterpillar 3176		Opt.39MT Serv. Repl., w/IMS, OCP & Rot. DEH	DR	PLGR	12	6924N	
Caterpillar 3176		Std. 42MT	DR	DD	12	6356N	6924N
Caterpillar 3176	1999-93	Opt. 42MT HD, w/OCP & IMS	DR	PLGR	12	6924N	
Caterpillar 3176	1993	Std. 50MT	DR	DD	12	3905N	
Caterpillar 3176	1993-90	Opt. 42MT (w/OCP)	DR	DD	12	6554N	6924N
Caterpillar 3176	1992-90	Std. 42MT, 12V, w/o OCP	DR	DD	12	6511N	6924N
Caterpillar 3176		Std. 50MT	DR	DD	12	3905N	
Caterpillar 3406	2000-96	Opt. 42MT HD, w/OCP & IMS	DR	PLGR	12	6924N	
Caterpillar 3406	2000-93	Opt. 39MT	DR	PLGR	12	6911N	6924N
Caterpillar 3406		Opt. 39MT (w/OCP)	DR	PLGR	12	6911N	6924N
Caterpillar 3406		Opt. 42MT (12V, w/OCP)	DR	DD	12	6513N	6924N
Caterpillar 3406		Opt. Denso OSGR Replacement	ND	OSGR	12	19503N	6924N
Caterpillar 3406		Opt. Denso PLGR Replacement	ND	PLGR	12	18571N	6924N
Caterpillar 3406		Opt.39MT Serv. Repl., w/IMS, OCP & Rot. DEH	DR	PLGR	12	6924N	
Caterpillar 3406		Std. 42MT	DR	DD	12	6356N	6924N
Caterpillar 3406	1992-90	Opt. 42MT (w/OCP)	DR	DD	12	6554N	6924N
Caterpillar 3406		Std. 42MT, 12V, w/o OCP	DR	DD	12	6511N	6924N
Caterpillar 3406		Std. 50MT	DR	DD	12	3905N	
Caterpillar C10	2004-99	Opt. 42MT HD, w/OCP & IMS	DR	PLGR	12	6924N	
Caterpillar C-10	2008-99	Opt. 39MT (HD Version, w/IMS, w/OCP)	DR	PLGR	12	6911N	6924N
Caterpillar C-10		Opt. 42MT (12V, w/OCP)	DR	DD	12	6513N	6924N
Caterpillar C-10		Opt.39MT Serv. Repl., w/IMS, OCP & Rot. DEH	DR	PLGR	12	6924N	
Caterpillar C-10	2006-99	Opt. 39MT (w/OCP)	DR	PLGR	12	6911N	6924N
Caterpillar C-10	2004-99	Opt. 39MT	DR	PLGR	12	6911N	6924N
Caterpillar C-10		Opt. Denso PLGR Replacement	ND	PLGR	12	18571N	6924N
Caterpillar C-10		Std. 42MT	DR	DD	12	6356N	6924N
Caterpillar C12	2003-96	Opt. 42MT HD, w/OCP & IMS	DR	PLGR	12	6924N	
Caterpillar C-12	2008-96	Opt. 39MT	DR	PLGR	12	6911N	6924N
Caterpillar C-12		Opt. 39MT (HD Version, w/IMS, w/OCP)	DR	PLGR	12	6911N	6924N
Caterpillar C-12		Opt.39MT Serv. Repl., w/IMS, OCP & Rot. DEH	DR	PLGR	12	6924N	
Caterpillar C-12	2006-96	Opt. 39MT (w/OCP)	DR	PLGR	12	6911N	6924N
Caterpillar C-12	2004-96	Opt. 42MT (12V, w/OCP)	DR	DD	12	6513N	6924N
Caterpillar C-12		Opt. Denso PLGR Replacement	ND	PLGR	12	18571N	6924N
Caterpillar C-12		Std. 42MT	DR	DD	12	6356N	6924N
Caterpillar C15	2008-99	Opt. 42MT HD, w/OCP & IMS	DR	PLGR	12	6924N	
Caterpillar C-15		Opt. 39MT	DR	PLGR	12	6911N	6924N
Caterpillar C-15		Opt. 39MT (HD Version, w/IMS, w/OCP)	DR	PLGR	12	6911N	6924N
Caterpillar C-15		Opt. 39MT (w/OCP)	DR	PLGR	12	6911N	6924N
Caterpillar C-15		Opt. 42MT (12V, w/OCP)	DR	DD	12	6513N	6924N
Caterpillar C-15		Opt.39MT Serv. Repl., w/IMS, OCP & Rot. DEH	DR	PLGR	12	6924N	
Caterpillar C-15		Std. 42MT	DR	DD	12	6356N	6924N
Caterpillar C-15	2007-99	Opt. Denso OSGR Replacement	ND	OSGR	12	19501N	6924N
Caterpillar C-15		Opt. Denso PLGR Replacement	ND	PLGR	12	18571N	6924N
Caterpillar C16	2003-99	Opt. 42MT (w/OCP)	DR	DD	12	6554N	6924N
Caterpillar C16		Std. 42MT, 12V, w/o OCP	DR	DD	12	6511N	6924N
Cummins ISM	2004-99	Opt. 39MT	DR	PLGR	12	6911N	6924N
Cummins ISM		Opt. 39MT (HD Version, w/IMS, w/OCP)	DR	PLGR	12	6911N	6924N
Cummins ISM		Opt. 39MT/Rotatable DEH, w/OCP & IMS	DR	PLGR	12	6911N	6924N

STARTERS

ENGINE	YEAR	APPLICATION	Mfg	Type	Volt	PART NO.	OPT. NO.
Freightliner (Cont'd)							
Classic (Cont'd)							
Cummins ISM	2004-99	Opt. 42MT (12V, w/OCP)	DR	DD	12	6513N	6924N
Cummins ISM		Opt. Denso OSGR Replacement	ND	OSGR	12	19501N	6924N
Cummins ISM		Opt. Denso PLGR Replacement	ND	PLGR	12	18571N	6924N
Cummins ISM		Opt.39MT Serv. Repl., w/IMS, OCP & Rot. DEH	DR	PLGR	12	6924N	
Cummins ISM		Std. 42MT	DR	DD	12	6356N	6924N
Cummins ISM	2000-99	Opt. 42MT HD, w/OCP & IMS	DR	PLGR	12	6924N	
Cummins ISX	2009-99	Opt. Denso OSGR Replacement	ND	OSGR	12	19503N	6924N
Cummins ISX	2008-99	Opt. 39MT	DR	PLGR	12	6911N	6924N
Cummins ISX		Opt. 39MT (HD Version, w/IMS, w/OCP)	DR	PLGR	12	6911N	6924N
Cummins ISX		Opt. 39MT/Rotatable DEH, w/OCP & IMS	DR	PLGR	12	6911N	6924N
Cummins ISX		Opt.39MT Serv. Repl., w/IMS, OCP & Rot. DEH	DR	PLGR	12	6924N	
Cummins ISX	2006-99	Opt. 39MT (w/Shield on Solenoid)	DR	PLGR	12	6911N	6924N
Cummins ISX		Opt. 42MT (12V, w/OCP)	DR	DD	12	6513N	6924N
Cummins ISX	2000-99	Opt. Denso PLGR Replacement	ND	PLGR	12	18571N	6924N
Cummins ISX		Std. 42MT	DR	DD	12	6356N	6924N
Cummins L-10		Opt. 39MT	DR	PLGR	12	6911N	6924N
Cummins L-10		Opt. 39MT/Rotatable DEH, w/OCP & IMS	DR	PLGR	12	6911N	6924N
Cummins L-10		Opt. 42MT (12V, w/OCP)	DR	DD	12	6513N	6924N
Cummins L-10		Opt. Denso OSGR Replacement	ND	OSGR	12	19503N	6924N
Cummins L-10		Opt. Denso PLGR Replacement	ND	PLGR	12	18571N	6924N
Cummins L-10		Opt.39MT Serv. Repl., w/IMS, OCP & Rot. DEH	DR	PLGR	12	6924N	
Cummins L-10		Std. 42MT	DR	DD	12	6356N	6924N
Cummins M11	2000-96	Opt. 39MT	DR	PLGR	12	6911N	6924N
Cummins M11		Opt. 39MT/Rotatable DEH, w/OCP & IMS	DR	PLGR	12	6911N	6924N
Cummins M11		Opt. 42MT (12V, w/OCP)	DR	DD	12	6513N	6924N
Cummins M11		Opt. Denso OSGR Replacement	ND	OSGR	12	19502N	6924N
Cummins M11		Opt. Denso PLGR Replacement	ND	PLGR	12	18571N	6924N
Cummins M11		Opt.39MT Serv. Repl., w/IMS, OCP & Rot. DEH	DR	PLGR	12	6924N	
Cummins M11		Std. 42MT	DR	DD	12	6356N	6924N
Cummins N14	2000	Opt. 42MT HD, w/OCP & IMS	DR	PLGR	12	6924N	
Cummins N14	2000-94	Opt. 39MT	DR	PLGR	12	6911N	6924N
Cummins N14		Opt. 39MT (HD Version, w/IMS, w/OCP)	DR	PLGR	12	6911N	6924N
Cummins N14		Opt. 39MT/Rotatable DEH, w/OCP & IMS	DR	PLGR	12	6911N	6924N
Cummins N14		Opt. Denso OSGR Replacement	ND	OSGR	12	19503N	6924N
Cummins N14		Opt. Denso PLGR Replacement	ND	PLGR	12	18571N	6924N
Cummins N14		Opt.39MT Serv. Repl., w/IMS, OCP & Rot. DEH	DR	PLGR	12	6924N	
Cummins N14	2000-93	Opt. 42MT (12V, w/OCP)	DR	DD	12	6513N	6924N
Cummins N14		Std. 42MT	DR	DD	12	6356N	6924N
Cummins N14	1992-90	Opt. 42MT (w/OCP)	DR	DD	12	6554N	6924N
Cummins N14		Opt. 50MT	DR	DD	12	3905N	
Cummins N14		Std. 42MT, 12V, w/o OCP	DR	DD	12	6511N	6924N
DD 60 Series	2008-94	Opt. 39MT	DR	PLGR	12	6911N	6924N
DD 60 Series		Opt. 39MT (HD Version, w/IMS, w/OCP)	DR	PLGR	12	6911N	6924N
DD 60 Series		Opt. 39MT (w/OCP)	DR	PLGR	12	6911N	6924N
DD 60 Series		Opt. 42MT (12V, w/OCP)	DR	DD	12	6513N	6924N
DD 60 Series		Opt.39MT Serv. Repl., w/IMS, OCP & Rot. DEH	DR	PLGR	12	6924N	
DD 60 Series	2008-93	Std. 42MT	DR	DD	12	6356N	6924N
DD 60 Series	2007-94	Opt. Denso OSGR Replacement	ND	OSGR	12	19502N	6924N
DD 60 Series		Opt. Denso PLGR Replacement	ND	PLGR	12	18571N	6924N
DD 60 Series	2006-04	Opt. ND w/fuel filter inside frame rail	ND	OSGR	12	19507N	6924N
DD 60 Series	1993-90	Opt. 42MT (w/OCP)	DR	DD	12	6554N	6924N
DD 60 Series	1992-90	Opt. 42MT (24V)	DR	DD	24	6370N	6853N
DD 60 Series		Opt. 50MT	DR	DD	24	4930N	
DD 60 Series		Opt.39MT service repl., 24V / 11T	DR	PLGR	24	6819N	
DD 60 Series		Std. 42MT, 12V, w/o OCP	DR	DD	12	6511N	6924N
DD 60 Series		Std. 50MT	DR	DD	12	3905N	
DD Series 60	2008-07	Opt. 42MT HD, w/OCP & IMS	DR	PLGR	12	6924N	
L6 10.8L 10834cc 661cid	2003-01	Cummins ISM, Opt. 39MT	DR	PLGR	12	6911N	6924N
L6 10.8L 10834cc 661cid		Cummins ISM, Opt. 39MT (HD Version, w/IMS, w/OCP)	DR	PLGR	12	6911N	6924N
L6 10.8L 10834cc 661cid		Cummins ISM, Opt. 39MT/Rotatable DEH, w/OCP & IMS	DR	PLGR	12	6911N	6924N
L6 10.8L 10834cc 661cid		Cummins ISM, Opt. 42MT (12V, w/OCP)	DR	DD	12	6513N	6924N
L6 10.8L 10834cc 661cid		Cummins ISM, Opt. 42MT HD, w/OCP & IMS	DR	PLGR	12	6924N	
L6 10.8L 10834cc 661cid		Cummins ISM, Opt. Denso PLGR Replacement	ND	PLGR	12	18571N	6924N
L6 10.8L 10834cc 661cid		Cummins ISM, Opt.39MT Serv. Repl., w/IMS, OCP & Rot. DEH	DR	PLGR	12	6924N	

STARTERS

STARTERS

ENGINE	YEAR	APPLICATION	Mfg	Type	Volt	PART NO.	OPT. NO.		
Freightliner (Cont'd)									
Classic (Cont'd)									
L6 10.8L 10834cc 661cid	2003-01	Cummins ISM, Std. 42MT	DR	DD	12	6356N	6924N		
L6 10.8L 10834cc 661cid		Cummins ISX, Opt. 39MT	DR	PLGR	12	6911N	6924N		
L6 10.8L 10834cc 661cid		Cummins ISX, Opt. 39MT (HD Version, w/IMS, w/OCP)	DR	PLGR	12	6911N	6924N		
L6 10.8L 10834cc 661cid		Cummins ISX, Opt. 39MT (w/Shield on Solenoid)	DR	PLGR	12	6911N	6924N		
L6 10.8L 10834cc 661cid		Cummins ISX, Opt. 39MT/Rotatable DEH, w/OCP & IMS	DR	PLGR	12	6911N	6924N		
L6 10.8L 10834cc 661cid		Cummins ISX, Opt. 42MT (12V, w/OCP)	DR	DD	12	6513N	6924N		
L6 10.8L 10834cc 661cid	2002-01	Cummins ISX, Opt. Denso OSGR Replacement	ND	OSGR	12	19503N	6924N		
L6 10.8L 10834cc 661cid		Cummins ISX, Opt. Denso PLGR Replacement	ND	PLGR	12	18571N	6924N		
L6 10.8L 10834cc 661cid		Cummins ISX, Opt. 39MT Serv. Repl., w/IMS, OCP & Rot. DEH	DR	PLGR	12	6924N			
L6 10.8L 10834cc 661cid		Cummins ISX, Std. 42MT	DR	DD	12	6356N	6924N		
L6 11.1L 11096cc 677cid		DD 60 Series, Opt. Denso PLGR Replacement	ND	PLGR	12	18571N	6924N		
L6 11.1L 11096cc 677cid		Opt. 39MT	DR	PLGR	12	6911N	6924N		
L6 11.1L 11096cc 677cid		Opt. 39MT (HD Version, w/IMS, w/OCP)	DR	PLGR	12	6911N	6924N		
L6 11.1L 11096cc 677cid		Opt. 39MT (w/OCP)	DR	PLGR	12	6911N	6924N		
L6 11.1L 11096cc 677cid		Opt. 42MT (12V, w/OCP)	DR	DD	12	6513N	6924N		
L6 11.1L 11096cc 677cid		Opt. Denso OSGR Replacement	ND	OSGR	12	19502N	6924N		
L6 11.1L 11096cc 677cid		Opt. 39MT Serv. Repl., w/IMS, OCP & Rot. DEH	DR	PLGR	12	6924N			
L6 11.1L 11096cc 677cid		2007-01	Std. 42MT	DR	DD	12	6356N	6924N	
L6 12.7L 12686cc 774cid	Opt. 39MT (HD Version, w/IMS, w/OCP)		DR	PLGR	12	6910N	6919N		
L6 12.7L 12686cc 774cid	Opt. 39MT w/OCP, w/IMS		DR	PLGR	12	6910N	6919N		
L6 12.7L 12686cc 774cid	Opt. 39MT w/OCP, w/o IMS		DR	PLGR	12	6910N	6919N		
L6 12.7L 12686cc 774cid	Opt. 42MT w/OCP		DR	DD	12	6896N	6919N		
L6 12.7L 12686cc 774cid	Opt. Denso OSGR Replacement		ND	OSGR	12	19504N	6919N		
L6 12.7L 12686cc 774cid	Opt. Mitsubishi Starter		MI	PLGR	12	19524N	6919N		
L6 12.7L 12686cc 774cid	Opt. 39MT Service repl., w/IMS, OCP & Rotatable DEH ..		DR	PLGR	12	6919N			
L6 12.7L 12686cc 774cid	Std. 39MT w/IMS		DR	PLGR	12	6910N	6919N		
L6 12.7L 12686cc 774cid	Std. 39MT w/o IMS		DR	PLGR	12	6919N			
L6 12.7L 12686cc 774cid	Std. 42MT		DR	PLGR	12	6907N			
L6 12.7L 12686cc 774cid	2002		Opt. 42MT (12V, w/OCP)	DR	DD	12	6513N	6924N	
L6 14.0L 14013cc 855cid		2002-01	Opt. 39MT	DR	PLGR	12	6911N	6924N	
L6 14.0L 14013cc 855cid			Opt. 39MT (HD Version, w/IMS, w/OCP)	DR	PLGR	12	6911N	6924N	
L6 14.0L 14013cc 855cid			Opt. 39MT/Rotatable DEH, w/OCP & IMS	DR	PLGR	12	6911N	6924N	
L6 14.0L 14013cc 855cid			Opt. 42MT HD, w/OCP & IMS	DR	PLGR	12	6924N		
L6 14.0L 14013cc 855cid			Opt. Denso OSGR Replacement	ND	OSGR	12	19503N	6924N	
L6 14.0L 14013cc 855cid			Opt. Denso PLGR Replacement	ND	PLGR	12	18571N	6924N	
L6 14.0L 14013cc 855cid			Opt. 39MT Serv. Repl., w/IMS, OCP & Rot. DEH	DR	PLGR	12	6924N		
L6 14.0L 14013cc 855cid			Std. 42MT	DR	DD	12	6356N	6924N	
L6 14.0L 14013cc 855cid			Opt. 42MT (12V, w/OCP)	DR	DD	12	6513N	6924N	
L6 14.0L 14063cc 858cid			2003	Opt. 39MT	DR	PLGR	12	6911N	6924N
L6 14.0L 14063cc 858cid				Opt. 39MT (HD Version, w/IMS, w/OCP)	DR	PLGR	12	6911N	6924N
L6 14.0L 14063cc 858cid	Opt. 39MT/Rotatable DEH, w/OCP & IMS			DR	PLGR	12	6911N	6924N	
L6 14.0L 14063cc 858cid	Opt. 42MT (12V, w/OCP)	DR		DD	12	6513N	6924N		
L6 14.0L 14063cc 858cid	Opt. 42MT HD, w/OCP & IMS	DR		PLGR	12	6924N			
L6 14.0L 14063cc 858cid	Opt. Denso OSGR Replacement	ND		OSGR	12	19503N	6924N		
L6 14.0L 14063cc 858cid	Opt. Denso PLGR Replacement	ND		PLGR	12	18571N	6924N		
L6 14.0L 14063cc 858cid	Opt. 39MT Serv. Repl., w/IMS, OCP & Rot. DEH	DR		PLGR	12	6924N			
L6 14.0L 14063cc 858cid	Std. 42MT	DR		DD	12	6356N	6924N		
L6 14.0L 14063cc 858cid	Opt. 39MT (HD Version, w/IMS, w/OCP)	DR		PLGR	12	6910N	6919N		
Mercedes MBE4000	2008	Opt. 39MT w/OCP, w/IMS		DR	PLGR	12	6910N	6919N	
Mercedes MBE4000		Opt. 39MT w/OCP, w/o IMS		DR	PLGR	12	6910N	6919N	
Mercedes MBE4000		Opt. 42MT w/OCP	DR	DD	12	6896N	6919N		
Mercedes MBE4000		Opt. Denso OSGR Replacement	ND	OSGR	12	19504N	6919N		
Mercedes MBE4000		Opt. 39MT Service repl., w/IMS, OCP & Rotatable DEH ..	DR	PLGR	12	6919N			
Mercedes MBE4000		Std. 39MT w/IMS	DR	PLGR	12	6910N	6919N		
Mercedes MBE4000		Std. 39MT w/o IMS	DR	PLGR	12	6919N			
Mercedes MBE4000		Std. 42MT	DR	PLGR	12	6907N			
Columbia									
Caterpillar C12		2003-99	Opt. 42MT HD, w/OCP & IMS	DR	PLGR	12	6924N		
Caterpillar C-12		2008-99	Opt. 39MT	DR	PLGR	12	6911N	6924N	
Caterpillar C-12			Opt. 39MT (HD Version, w/IMS, w/OCP)	DR	PLGR	12	6911N	6924N	
Caterpillar C-12	2006-99	Opt. 39MT Serv. Repl., w/IMS, OCP & Rot. DEH	DR	PLGR	12	6924N			
Caterpillar C-12		Opt. 39MT (w/OCP)	DR	PLGR	12	6911N	6924N		
Caterpillar C-12		Opt. 42MT (12V, w/OCP)	DR	DD	12	6513N	6924N		

STARTERS

ENGINE	YEAR	APPLICATION	Mfg	Type	Volt	PART NO.	OPT. NO.
Freightliner (Cont'd)							
Columbia (Cont'd)							
Caterpillar C-12	2004-99	Opt. Denso PLGR Replacement	ND	PLGR	12	18571N	6924N
Caterpillar C-12		Std. 42MT	DR	DD	12	6356N	6924N
Caterpillar C15	2008-99	Opt. 42MT HD, w/OCP & IMS	DR	PLGR	12	6924N	
Caterpillar C-15		Opt. 39MT	DR	PLGR	12	6911N	6924N
Caterpillar C-15		Opt. 39MT (HD Version, w/IMS, w/OCP)	DR	PLGR	12	6911N	6924N
Caterpillar C-15		Opt. 39MT (w/OCP)	DR	PLGR	12	6911N	6924N
Caterpillar C-15		Opt. 42MT (12V, w/OCP)	DR	DD	12	6513N	6924N
Caterpillar C-15		Opt.39MT Serv. Repl., w/IMS, OCP & Rot. DEH	DR	PLGR	12	6924N	
Caterpillar C-15		Std. 42MT	DR	DD	12	6356N	6924N
Caterpillar C-15	2007-99	Opt. Denso OSGR Replacement	ND	OSGR	12	19501N	6924N
Caterpillar C-15		Opt. Denso PLGR Replacement	ND	PLGR	12	18571N	6924N
Caterpillar C16	2003-99	Opt. 42MT (w/OCP)	DR	DD	12	6554N	6924N
Caterpillar C16		Std. 42MT, 12V, w/o OCP	DR	DD	12	6511N	6924N
Cummins ISM	2004	Opt. 39MT	DR	PLGR	12	6911N	6924N
Cummins ISM		Opt. 39MT (HD Version, w/IMS, w/OCP)	DR	PLGR	12	6911N	6924N
Cummins ISM		Opt. 39MT/Rotatable DEH, w/OCP & IMS	DR	PLGR	12	6911N	6924N
Cummins ISM		Opt. Denso OSGR Replacement	ND	OSGR	12	19501N	6924N
Cummins ISM		Opt. Denso PLGR Replacement	ND	PLGR	12	18571N	6924N
Cummins ISM		Opt.39MT Serv. Repl., w/IMS, OCP & Rot. DEH	DR	PLGR	12	6924N	
Cummins ISM		Std. 42MT	DR	DD	12	6356N	6924N
Cummins ISX	2008-04	Opt. 39MT	DR	PLGR	12	6911N	6924N
Cummins ISX		Opt. 39MT (HD Version, w/IMS, w/OCP)	DR	PLGR	12	6911N	6924N
Cummins ISX		Opt. 39MT/Rotatable DEH, w/OCP & IMS	DR	PLGR	12	6911N	6924N
Cummins ISX	2006-04	Opt. 39MT (w/Shield on Solenoid)	DR	PLGR	12	6911N	6924N
Cummins ISX		Opt.39MT Serv. Repl., w/IMS, OCP & Rot. DEH	DR	PLGR	12	6924N	
DD 60 Series	2008-02	Opt. 39MT	DR	PLGR	12	6911N	6924N
DD 60 Series		Opt. 39MT (HD Version, w/IMS, w/OCP)	DR	PLGR	12	6911N	6924N
DD 60 Series		Opt. 42MT (12V, w/OCP)	DR	DD	12	6513N	6924N
DD 60 Series		Opt.39MT Serv. Repl., w/IMS, OCP & Rot. DEH	DR	PLGR	12	6924N	
DD 60 Series		Std. 42MT	DR	DD	12	6356N	6924N
DD 60 Series	2008-01	Opt. 39MT (w/OCP)	DR	PLGR	12	6911N	6924N
DD 60 Series	2007-02	Opt. Denso OSGR Replacement	ND	OSGR	12	19502N	6924N
DD 60 Series		Opt. Denso PLGR Replacement	ND	PLGR	12	18571N	6924N
DD 60 Series	2006-04	Opt.ND w/fuel filter inside frame rail	ND	OSGR	12	19507N	6924N
DD Series 60, 11.1L	2008-07	Opt. 42MT HD, w/OCP & IMS	DR	PLGR	12	6924N	
L6 10.8L 10834cc 661cid	2008-01	Cummins ISX, Opt.39MT Serv. Repl., w/IMS, OCP & Rot. DEH	DR	PLGR	12	6924N	
L6 10.8L 10834cc 661cid	2003-01	Cummins ISM, Opt. 39MT	DR	PLGR	12	6911N	6924N
L6 10.8L 10834cc 661cid		Cummins ISM, Opt. 39MT (HD Version, w/IMS, w/OCP)	DR	PLGR	12	6911N	6924N
L6 10.8L 10834cc 661cid		Cummins ISM, Opt. 39MT/Rotatable DEH, w/OCP & IMS	DR	PLGR	12	6911N	6924N
L6 10.8L 10834cc 661cid		Cummins ISM, Opt. 42MT (12V, w/OCP)	DR	DD	12	6513N	6924N
L6 10.8L 10834cc 661cid		Cummins ISM, Opt. 42MT HD, w/OCP & IMS	DR	PLGR	12	6924N	
L6 10.8L 10834cc 661cid		Cummins ISM, Opt. Denso OSGR Replacement	ND	OSGR	12	19501N	6924N
L6 10.8L 10834cc 661cid		Cummins ISM, Opt. Denso PLGR Replacement	ND	PLGR	12	18571N	6924N
L6 10.8L 10834cc 661cid		Cummins ISM, Opt.39MT Serv. Repl., w/IMS, OCP & Rot. DEH	DR	PLGR	12	6924N	
L6 10.8L 10834cc 661cid		Cummins ISM, Std. 42MT	DR	DD	12	6356N	6924N
L6 10.8L 10834cc 661cid		Cummins ISX, Opt. 39MT	DR	PLGR	12	6911N	6924N
L6 10.8L 10834cc 661cid		Cummins ISX, Opt. 39MT (HD Version, w/IMS, w/OCP)	DR	PLGR	12	6911N	6924N
L6 10.8L 10834cc 661cid		Cummins ISX, Opt. 39MT (w/Shield on Solenoid)	DR	PLGR	12	6911N	6924N
L6 10.8L 10834cc 661cid		Cummins ISX, Opt. 39MT/Rotatable DEH, w/OCP & IMS	DR	PLGR	12	6911N	6924N
L6 10.8L 10834cc 661cid		Cummins ISX, Opt. 42MT (12V, w/OCP)	DR	DD	12	6513N	6924N
L6 10.8L 10834cc 661cid		Cummins ISX, Opt. Denso OSGR Replacement	ND	OSGR	12	19503N	6924N
L6 10.8L 10834cc 661cid		Cummins ISX, Opt. Denso PLGR Replacement	ND	PLGR	12	18571N	6924N
L6 10.8L 10834cc 661cid		Cummins ISX, Std. 42MT	DR	DD	12	6356N	6924N
L6 11.1L 11096cc 677cid	2001	DD 60 Series, Opt. 39MT (HD Version, w/IMS, w/OCP)	DR	PLGR	12	6911N	6924N
L6 11.1L 11096cc 677cid		Opt. 39MT	DR	PLGR	12	6911N	6924N
L6 11.1L 11096cc 677cid		Opt. 42MT (12V, w/OCP)	DR	DD	12	6513N	6924N
L6 11.1L 11096cc 677cid		Opt. Denso OSGR Replacement	ND	OSGR	12	19502N	6924N
L6 11.1L 11096cc 677cid		Opt. Denso PLGR Replacement	ND	PLGR	12	18571N	6924N
L6 11.1L 11096cc 677cid		Opt.39MT Serv. Repl., w/IMS, OCP & Rot. DEH	DR	PLGR	12	6924N	
L6 11.1L 11096cc 677cid		Std. 42MT	DR	DD	12	6356N	6924N
L6 12.7L 12686cc 774cid	2008-01	Opt. 39MT (HD Version, w/IMS, w/OCP)	DR	PLGR	12	6910N	6919N

STARTERS

STARTERS

ENGINE	YEAR	APPLICATION	Mfg	Type	Volt	PART NO.	OPT. NO.
Freightliner (Cont'd)							
Columbia (Cont'd)							
L6 12.7L 12686cc 774cid	2008-01	Opt. 39MT w/OCP, w/IMS	DR	PLGR	12	6910N	6919N
L6 12.7L 12686cc 774cid		Opt. 39MT w/OCP, w/o IMS	DR	PLGR	12	6910N	6919N
L6 12.7L 12686cc 774cid		Opt. 42MT w/OCP	DR	DD	12	6896N	6919N
L6 12.7L 12686cc 774cid		Opt. Denso OSGR Replacement	ND	OSGR	12	19504N	6919N
L6 12.7L 12686cc 774cid		Opt. Mitsubishi Starter	MI	PLGR	12	19524N	6919N
L6 12.7L 12686cc 774cid		Std. 39MT w/IMS	DR	PLGR	12	6910N	6919N
L6 12.7L 12686cc 774cid		Std. 39MT w/o IMS	DR	PLGR	12	6919N	
L6 12.7L 12686cc 774cid		Std. 39MT w/o IMS Switch	DR	PLGR	12	6919N	
L6 12.7L 12686cc 774cid		Std. 42MT	DR	PLGR	12	6907N	
L6 12.7L 12686cc 774cid	2003-01	Opt. Denso OSGR Replacement	ND	OSGR	12	19503N	6924N
L6 12.7L 12686cc 774cid		Opt. Denso PLGR Replacement	ND	PLGR	12	18571N	6924N
L6 14.0L 14013cc 855cid		Opt. 39MT	DR	PLGR	12	6911N	6924N
L6 14.0L 14013cc 855cid		Opt. 39MT (HD Version, w/IMS, w/OCP)	DR	PLGR	12	6911N	6924N
L6 14.0L 14013cc 855cid		Opt. 39MT/Rotatable DEH, w/OCP & IMS	DR	PLGR	12	6911N	6924N
L6 14.0L 14013cc 855cid		Opt. 42MT (12V, w/OCP)	DR	DD	12	6513N	6924N
L6 14.0L 14013cc 855cid		Opt. 42MT HD, w/OCP & IMS	DR	PLGR	12	6924N	
L6 14.0L 14013cc 855cid		Opt. 39MT Serv. Repl., w/IMS, OCP & Rot. DEH	DR	PLGR	12	6924N	
L6 14.0L 14013cc 855cid		Std. 42MT	DR	DD	12	6356N	6924N
Coronado							
Caterpillar C15	2008-03	Opt. 42MT HD, w/OCP & IMS	DR	PLGR	12	6924N	
Caterpillar C-15		Opt. 39MT	DR	PLGR	12	6911N	6924N
Caterpillar C-15		Opt. 39MT (HD Version, w/IMS, w/OCP)	DR	PLGR	12	6911N	6924N
Caterpillar C-15		Opt. 39MT (w/OCP)	DR	PLGR	12	6911N	6924N
Caterpillar C-15		Opt. 42MT (12V, w/OCP)	DR	DD	12	6513N	6924N
Caterpillar C-15		Opt. 39MT Serv. Repl., w/IMS, OCP & Rot. DEH	DR	PLGR	12	6924N	
Caterpillar C-15		Std. 42MT	DR	DD	12	6356N	6924N
Caterpillar C-15	2007-03	Opt. Denso OSGR Replacement	ND	OSGR	12	19501N	6924N
Caterpillar C-15		Opt. Denso PLGR Replacement	ND	PLGR	12	18571N	6924N
Caterpillar C16	2003-02	Opt. 42MT (w/OCP)	DR	DD	12	6554N	6924N
Caterpillar C16	2003-99	Std. 42MT, 12V, w/o OCP	DR	DD	12	6511N	6924N
Caterpillar C16	2001-99	Opt. 42MT, 12V, w/OCP	DR	DD	12	6554N	6924N
DD 60 Series	2008-03	Opt. 39MT	DR	PLGR	12	6911N	6924N
DD 60 Series		Opt. 39MT (HD Version, w/IMS, w/OCP)	DR	PLGR	12	6911N	6924N
DD 60 Series		Opt. 39MT (w/OCP)	DR	PLGR	12	6911N	6924N
DD 60 Series		Opt. 42MT (12V, w/OCP)	DR	DD	12	6513N	6924N
DD 60 Series		Opt. 39MT Serv. Repl., w/IMS, OCP & Rot. DEH	DR	PLGR	12	6924N	
DD 60 Series		Std. 42MT	DR	DD	12	6356N	6924N
DD 60 Series	2007-03	Opt. Denso OSGR Replacement	ND	OSGR	12	19502N	6924N
DD 60 Series		Opt. Denso PLGR Replacement	ND	PLGR	12	18571N	6924N
DD 60 Series	2006-04	Opt. ND w/fuel filter inside frame rail	ND	OSGR	12	19507N	6924N
DD Series 60	2008-07	Opt. 42MT HD, w/OCP & IMS	DR	PLGR	12	6924N	
FC80							
Cummins 8.3L ISC	2007-98	Opt. LN PLGR, 12V, w/OCP & IMS	DR	PLGR	12	6919N	
Cummins 5.9L ISB	1998	Delco 28MT (Std.)	DR	OSGR	12	6573N	6840N
Cummins 5.9L ISB		Delco 29MT (Opt. 28MT Repl.)	DR	PLGR	12	6840N	
Cummins 5.9L ISB		Denso OSGR (Opt. 28MT Repl.)	ND	OSGR	12	16990N	
Cummins 5.9L ISB		LN M93R (Opt. 28MT Repl.)	DR	OSGR	12	6573N	6840N
Cummins 8.3L ISC	2008-04	Opt. 39MT (w/IMS)	DR	PLGR	12	6907N	
Cummins 8.3L ISC	2008-98	Opt. 39MT, No IMS, No OCP	DR	PLGR	12	6907N	
Cummins 8.3L ISC		Opt. 39MT service repl. w/IMS	DR	PLGR	12	6908N	6908N
Cummins 8.3L ISC		Opt. 39MT Service repl., w/IMS, OCP & Rotatable DEH ..	DR	PLGR	12	6907N	
Cummins 8.3L ISC	2006-98	Opt. 39MT (w/OCP)	DR	PLGR	12	6919N	
Cummins 8.3L ISC		Opt. 39MT (w/OCP, w/IMS)	DR	PLGR	12	6821N	6907N
Cummins 8.3L ISC	2003-98	Opt. 37MT (w/OCP)	DR	DD	12	6394N	6919N
Cummins 8.3L ISC		Opt. 39MT (w/IMS)	DR	PLGR	12	6907N	
Cummins 8.3L ISC		Opt. 41MT, w/o OCP	DR	DD	12	6630N	6907N
Cummins 8.3L ISC		Opt. 42MT (w/OCP)	DR	DD	12	6777N	6907N
Cummins ISC, 8.3L	2008-04	38MT w/IMS	DR	PLGR	12	6859N	6907N
L6 5.9L 5882cc 359cid	2001-99	Delco 28MT (Std.)	DR	OSGR	12	6573N	6840N
L6 5.9L 5882cc 359cid		Delco 29MT (Opt. 28MT Repl.)	DR	PLGR	12	6840N	
L6 5.9L 5882cc 359cid		Denso OSGR (Opt. 28MT Repl.)	ND	OSGR	12	16990N	
L6 5.9L 5882cc 359cid		LN M93R (Opt. 28MT Repl.)	DR	OSGR	12	6573N	6840N
FL 50							
Caterpillar 3126	2004-94	Opt. 41MT (w/OCP)	DR	DD	12	6668N	18989N

STARTERS

ENGINE	YEAR	APPLICATION	Mfg	Type	Volt	PART NO.	OPT. NO.
Freightliner (Cont'd)							
FL 50 (Cont'd)							
Caterpillar 3126	2004-94	Std. 41MT	DR	DD	12	6667N	
Caterpillar 3126	1999-94	Std. 37MT	DR	DD	12	6505N-PT	6807N
Cummins 5.9L (LH) ISB	2006-02	Delco 29MT	DR	PLGR	12	6841N	
Cummins 5.9L ISB		Std. 29MT	DR	PLGR	12	6840N	
Cummins 5.9L ISB	2001-94	Delco 28MT (Std.)	DR	OSGR	12	6573N	6840N
Cummins 5.9L ISB		Delco 29MT (Opt. 28MT Repl.)	DR	PLGR	12	6840N	
Cummins 5.9L ISB		Denso OSGR (Opt. 28MT Repl.)	ND	OSGR	12	16990N	
Cummins 5.9L ISB		LN M93R (Opt. 28MT Repl.)	DR	OSGR	12	6573N	6840N
Cummins 8.3L ISC	2006-02	Opt. 39MT (w/IMS)	DR	PLGR	12	6907N	
Cummins 8.3L ISC	2006-94	Opt. 39MT (w/OCP)	DR	PLGR	12	6919N	
Cummins 8.3L ISC		Opt. 39MT (w/OCP, w/IMS)	DR	PLGR	12	6821N	6907N
Cummins 8.3L ISC		Opt. 39MT, No IMS, No OCP	DR	PLGR	12	6907N	
Cummins 8.3L ISC		Opt.39MT service repl. w/IMS	DR	PLGR	12	6908N	6908N
Cummins 8.3L ISC		Opt.39MT Service repl., w/IMS, OCP & Rotatable DEH ..	DR	PLGR	12	6907N	
Cummins 8.3L ISC	2001-94	Opt. 37MT (w/OCP)	DR	DD	12	6394N	6919N
Cummins 8.3L ISC		Opt. 39MT (w/IMS)	DR	PLGR	12	6907N	
Cummins 8.3L ISC		Opt. 41MT, w/o OCP	DR	DD	12	6630N	6907N
Cummins 8.3L ISC		Opt. 42MT (w/OCP)	DR	DD	12	6777N	6907N
Mercedes MBE900	2004-00	Opt. 29MT (MBR904, 906)	DR	PLGR	12	6842N	
Mercedes MBE900		Opt. 38MT (MBR926)	DR	PLGR	12	6831N	
Mercedes MBE900		Opt. Denso OSGR, 12V / 11T	ND	OSGR	12	18554N	
Mercedes MBE900		Std. 28MT	DR	OSGR	12	6610N	6842N
FL 90							
Cummins 5.9L ISB	1993-92	Std. 28MT	DR	OSGR	12	6573N	6840N
Cummins 8.3L ISC	1993-89	Opt. 37MT (w/OCP)	DR	DD	12	6394N	6919N
DD 50 Series	1993-92	Opt 42MT, 12V, w/OCP	DR	DD	12	6554N	6924N
DD 50 Series		Std. 42MT	DR	DD	12	6356N	6924N
Mercedes OM366	1993-89	Std. 28MT	DR	OSGR	12	6573N	6840N
FL, FLC 112 / 120							
Caterpillar 3176	1999-94	Opt. 42MT (12V, w/OCP)	DR	DD	12	6513N	6924N
Caterpillar 3176	1999-93	Std. 42MT	DR	DD	12	6356N	6924N
Caterpillar 3176	1993	Std. 50MT	DR	DD	12	3905N	
Caterpillar 3176	1993-86	Opt 42MT, 12V, w/OCP	DR	DD	12	6554N	6924N
Caterpillar 3176	1992-90	Std. 50MT	DR	DD	12	3905N	
Caterpillar 3176	1992-86	Std. 42MT, 12V, w/o OCP	DR	DD	12	6511N	6924N
Caterpillar 3176, 10.3L	1999-93	Opt. 42MT HD, w/OCP & IMS	DR	PLGR	12	6924N	
Caterpillar 3306	1999-86	Opt. 42MT (w/OCP)	DR	DD	12	6566N	
Caterpillar 3306		Std. 42MT	DR	DD	12	6516N	6566N
Caterpillar 3306	1992-86	Opt. 40MT	DR	PLGR	12	6907N	
Caterpillar 3306	1985	Std. 42MT	DR	DD	12	6516N	6566N
Caterpillar 3306	1984-79	Std. 50MT	DR	DD	24	4930N	
Caterpillar 3406	1999-86	Opt 42MT, 12V, w/OCP	DR	DD	12	6554N	6924N
Caterpillar 3406		Std. 42MT, 12V, w/o OCP	DR	DD	12	6511N	6924N
Caterpillar 3406	1992-86	Std. 50MT	DR	DD	12	3905N	
Caterpillar 3406	1985	Opt. 42MT (24V)	DR	DD	24	6370N	6853N
Caterpillar 3406		Opt.39MT service repl., 24V / 11T	DR	PLGR	24	6819N	
Caterpillar 3406		Std. 42MT	DR	DD	12	6356N	6924N
Caterpillar 3406	1984-79	Std. 40MT	DR	DD	12	3339N	18572N
Caterpillar 3406, 14.6L	1999-85	Opt. 42MT HD, w/OCP & IMS	DR	PLGR	12	6924N	
Caterpillar 3408	1987-82	Std. 50MT	DR	DD	24	4930N	
Caterpillar 3408	1981-79	Std. 50MT	DR	DD	24	4930N	
Caterpillar C-10	2004-94	Opt. 39MT	DR	PLGR	12	6911N	6924N
Caterpillar C-10		Opt. 39MT (HD Version, w/IMS, w/OCP)	DR	PLGR	12	6911N	6924N
Caterpillar C-10		Opt. 39MT (w/OCP)	DR	PLGR	12	6911N	6924N
Caterpillar C-10		Opt. 42MT (12V, w/OCP)	DR	DD	12	6513N	6924N
Caterpillar C-10		Opt. Denso PLGR Replacement	ND	PLGR	12	18571N	6924N
Caterpillar C-10		Opt.39MT Serv. Repl., w/IMS, OCP & Rot. DEH	DR	PLGR	12	6924N	
Caterpillar C-10		Std. 42MT	DR	DD	12	6356N	6924N
Caterpillar C10, 10.3L		Opt. 42MT HD, w/OCP & IMS	DR	PLGR	12	6924N	
Caterpillar C-12	2008-94	Opt. 39MT	DR	PLGR	12	6911N	6924N
Caterpillar C-12		Opt. 39MT (HD Version, w/IMS, w/OCP)	DR	PLGR	12	6911N	6924N
Caterpillar C-12		Opt.39MT Serv. Repl., w/IMS, OCP & Rot. DEH	DR	PLGR	12	6924N	
Caterpillar C-12	2003-94	Opt. 39MT (w/OCP)	DR	PLGR	12	6911N	6924N
Caterpillar C-12		Opt. 42MT (12V, w/OCP)	DR	DD	12	6513N	6924N
Caterpillar C-12		Opt. Denso PLGR Replacement	ND	PLGR	12	18571N	6924N

STARTERS

STARTERS

ENGINE	YEAR	APPLICATION	Mfg	Type	Volt	PART NO.	OPT. NO.
Freightliner (Cont'd)							
FL, FLC 112 / 120 (Cont'd)							
Caterpillar C-12	2003-94	Std. 42MT	DR	DD	12	6356N	6924N
Caterpillar C12, 12.0L	2003-95	Opt. 42MT HD, w/OCP & IMS	DR	PLGR	12	6924N	
Cummins 555	1987-85	Std. 42MT, 12V, w/o OCP	DR	DD	12	6511N	6924N
Cummins 555	1984-82	Std. 40MT	DR	DD	12	3974N	6356N
Cummins 555	1981-79	Std. 40MT	DR	DD	12	3974N	6356N
Cummins 555, 9.1L	1987-85	Opt. 42MT HD, w/OCP & IMS	DR	PLGR	12	6924N	
Cummins 855 / BC III	1987-82	Opt. 42MT (24V)	DR	DD	24	6370N	6853N
Cummins 855 / BC III		Opt.39MT service repl., 24V / 11T	DR	PLGR	24	6819N	
Cummins 855 / BC III		Std. 42MT	DR	DD	12	6356N	6924N
Cummins 855 / BC III	1982	Std. 40MT	DR	DD	12	3974N	6356N
Cummins 8V-903, 14.8L	1987-85	Opt. 42MT HD, w/OCP & IMS	DR	PLGR	12	6924N	
Cummins C 8.3L	1993-86	Opt.39MT service repl. w/IMS	DR	PLGR	12	6908N	6908N
Cummins ISM	2003-00	Opt. 39MT	DR	PLGR	12	6911N	6924N
Cummins ISM		Opt. 39MT (HD Version, w/IMS, w/OCP)	DR	PLGR	12	6911N	6924N
Cummins ISM		Opt. 39MT/Rotatable DEH, w/OCP & IMS	DR	PLGR	12	6911N	6924N
Cummins ISM		Opt. 42MT (12V, w/OCP)	DR	DD	12	6513N	6924N
Cummins ISM		Opt. Denso OSGR Replacement	ND	OSGR	12	19501N	6924N
Cummins ISM		Opt. Denso PLGR Replacement	ND	PLGR	12	18571N	6924N
Cummins ISM		Opt.39MT Serv. Repl., w/IMS, OCP & Rot. DEH	DR	PLGR	12	6924N	
Cummins ISM		Std. 42MT	DR	DD	12	6356N	6924N
Cummins ISM, 10.8L		Opt. 42MT HD, w/OCP & IMS	DR	PLGR	12	6924N	
Cummins K Series	1987-79	Std. 40MT	DR	DD	12	3974N	6356N
Cummins K Series		Std. 50MT	DR	DD	24	4930N	
Cummins L-10	1999-94	Opt. 39MT	DR	PLGR	12	6911N	6924N
Cummins L-10		Opt. 39MT/Rotatable DEH, w/OCP & IMS	DR	PLGR	12	6911N	6924N
Cummins L-10		Opt. 42MT (12V, w/OCP)	DR	DD	12	6513N	6924N
Cummins L-10		Opt. Denso OSGR Replacement	ND	OSGR	12	19503N	6924N
Cummins L-10		Opt. Denso PLGR Replacement	ND	PLGR	12	18571N	6924N
Cummins L-10		Opt.39MT Serv. Repl., w/IMS, OCP & Rot. DEH	DR	PLGR	12	6924N	
Cummins L-10		Std. 42MT	DR	DD	12	6356N	6924N
Cummins L-10	1993	Opt. 42MT (12V, w/OCP)	DR	DD	12	6513N	6924N
Cummins L-10		Std. 42MT (Mech.)	DR	DD	12	6356N	6924N
Cummins L-10		Std. 42MT (Pace)	DR	DD	12	6356N	6924N
Cummins L-10	1993-86	Opt 42MT, 12V, w/OCP	DR	DD	12	6554N	6924N
Cummins L-10	1992-86	Std. 42MT (Pace)	DR	DD	12	6356N	6924N
Cummins L-10		Std. 42MT, 12V, w/o OCP	DR	DD	12	6511N	6924N
Cummins L-10		Std. 50MT (Mech.)	DR	DD	12	3905N	
Cummins L-10		w/Overcrank (Pace)	DR	DD	12	6513N	6924N
Cummins M11	2001-94	Opt. 39MT	DR	PLGR	12	6911N	6924N
Cummins M11		Opt. 39MT/Rotatable DEH, w/OCP & IMS	DR	PLGR	12	6911N	6924N
Cummins M11		Opt. 42MT (12V, w/OCP)	DR	DD	12	6513N	6924N
Cummins M11		Opt. Denso OSGR Replacement	ND	OSGR	12	19502N	6924N
Cummins M11		Opt. Denso PLGR Replacement	ND	PLGR	12	18571N	6924N
Cummins M11		Opt.39MT Serv. Repl., w/IMS, OCP & Rot. DEH	DR	PLGR	12	6924N	
Cummins M11		Std. 42MT	DR	DD	12	6356N	6924N
Cummins N14		Opt. 39MT	DR	PLGR	12	6911N	6924N
Cummins N14		Opt. 39MT (HD Version, w/IMS, w/OCP)	DR	PLGR	12	6911N	6924N
Cummins N14		Opt. 39MT/Rotatable DEH, w/OCP & IMS	DR	PLGR	12	6911N	6924N
Cummins N14		Opt. 42MT (12V, w/OCP)	DR	DD	12	6513N	6924N
Cummins N14		Opt. Denso OSGR Replacement	ND	OSGR	12	19503N	6924N
Cummins N14		Opt. Denso PLGR Replacement	ND	PLGR	12	18571N	6924N
Cummins N14		Opt.39MT Serv. Repl., w/IMS, OCP & Rot. DEH	DR	PLGR	12	6924N	
Cummins N14	2001-93	Std. 42MT	DR	DD	12	6356N	6924N
Cummins N14	1993	Opt. 42MT (12V, w/OCP)	DR	DD	12	6513N	6924N
Cummins N14	1992-86	Opt 42MT, 12V, w/OCP	DR	DD	12	6554N	6924N
Cummins N14		Opt. 50MT	DR	DD	12	3905N	
Cummins N14		Std. 42MT, 12V, w/o OCP	DR	DD	12	6511N	6924N
Cummins N14, 14.0L	2001-93	Opt. 42MT HD, w/OCP & IMS	DR	PLGR	12	6924N	
Cummins NTA / NTC	1981-79	Opt. 40MT	DR	DD	24	3745N	6370N
Cummins NTA / NTC		Std. 40MT	DR	DD	12	3974N	6356N
Cummins V-903	1987-85	Std. 42MT	DR	DD	12	6356N	6924N
Cummins V-903	1984-79	Opt. 40MT	DR	DD	24	3745N	6370N
Cummins V-903		Std. 40MT	DR	DD	12	3974N	6356N
DD 60 Series	2003-94	Opt. 39MT	DR	PLGR	12	6911N	6924N
DD 60 Series		Opt. 39MT (HD Version, w/IMS, w/OCP)	DR	PLGR	12	6911N	6924N
DD 60 Series		Opt. 39MT (w/OCP)	DR	PLGR	12	6911N	6924N

STARTERS

ENGINE	YEAR	APPLICATION	Mfg	Type	Volt	PART NO.	OPT. NO.
Freightliner (Cont'd)							
FL, FLC 112 / 120 (Cont'd)							
DD 60 Series	2003-94	Opt. 42MT (12V, w/OCP)	DR	DD	12	6513N	6924N
DD 60 Series		Opt. Denso OSGR Replacement	ND	OSGR	12	19502N	6924N
DD 60 Series		Opt. Denso PLGR Replacement	ND	PLGR	12	18571N	6924N
DD 60 Series		Opt.39MT Serv. Repl., w/IMS, OCP & Rot. DEH	DR	PLGR	12	6924N	
DD 60 Series	2003-93	Std. 42MT	DR	DD	12	6356N	6924N
DD 60 Series	1993	Std. 50MT	DR	DD	12	3905N	
DD 60 Series	1993-86	Opt 42MT, 12V, w/OCP	DR	DD	12	6554N	6924N
DD 60 Series	1992-86	Opt. 42MT (24V)	DR	DD	24	6370N	6853N
DD 60 Series		Opt. 50MT	DR	DD	24	4930N	
DD 60 Series		Opt.39MT service repl., 24V / 11T	DR	PLGR	24	6819N	
DD 60 Series		Std. 42MT, 12V, w/o OCP	DR	DD	12	6511N	6924N
DD 60 Series		Std. 50MT	DR	DD	12	3905N	
DD 6V-92		Opt 42MT, 12V, w/OCP	DR	DD	12	6554N	6924N
DD 6V-92		Std. 42MT, 12V, w/o OCP	DR	DD	12	6511N	6924N
DD 6V-92	1985	Opt. 42MT (24V)	DR	DD	24	6370N	6853N
DD 6V-92		Opt.39MT service repl., 24V / 11T	DR	PLGR	24	6819N	
DD 6V-92		Std. 42MT	DR	DD	12	6356N	6924N
DD 6V-92	1984-79	Std. 40MT	DR	DD	12	3974N	6356N
DD 8V-92	1993-82	Opt. 50MT	DR	DD	24	4930N	
DD 8V-92		Std. 50MT	DR	DD	12	3905N	
DD 8V-92		Std. 50MT	DR	DD	24	4930N	
DD 8V-92	1981-79	Std. 40MT	DR	DD	12	3974N	6356N
Mercedes MBE4000	2003-01	Opt. 39MT (HD Version, w/IMS, w/OCP)	DR	PLGR	12	6910N	6919N
Mercedes MBE4000		Opt. 39MT w/OCP, w/IMS	DR	PLGR	12	6910N	6919N
Mercedes MBE4000		Opt. 39MT w/OCP, w/o IMS	DR	PLGR	12	6910N	6919N
Mercedes MBE4000		Opt. 42MT w/OCP	DR	DD	12	6896N	6919N
Mercedes MBE4000		Opt. Denso OSGR Replacement	ND	OSGR	12	19504N	6919N
Mercedes MBE4000		Opt. Mitsubishi Starter	MI	PLGR	12	19524N	6919N
Mercedes MBE4000		Opt.39MT Service repl., w/IMS, OCP & Rotatable DEH ..	DR	PLGR	12	6919N	
Mercedes MBE4000		Std. 39MT w/IMS	DR	PLGR	12	6910N	6919N
Mercedes MBE4000		Std. 39MT w/o IMS	DR	PLGR	12	6919N	
Mercedes MBE4000		Std. 42MT	DR	PLGR	12	6907N	
FL,FLC 11							
Cummins Diesel. 6C 8.3L	1993-86	Opt. LN PLGR, 12V, w/OCP & IMS	DR	PLGR	12	6919N	
FL106							
L4 8.5L 8506cc 519cid	2003-99	Opt. 39MT	DR	PLGR	12	6911N	6924N
L4 8.5L 8506cc 519cid		Opt. 39MT (w/OCP)	DR	PLGR	12	6911N	6924N
L4 8.5L 8506cc 519cid		Opt. 42MT (12V, w/OCP)	DR	DD	12	6513N	6924N
L4 8.5L 8506cc 519cid		Opt. 42MT HD, w/OCP & IMS	DR	PLGR	12	6924N	
L4 8.5L 8506cc 519cid		Opt. Denso OSGR Replacement	ND	OSGR	12	19502N	6924N
L4 8.5L 8506cc 519cid		Opt. Denso PLGR Replacement	ND	PLGR	12	18571N	6924N
L4 8.5L 8506cc 519cid		Opt.39MT Serv. Repl., w/IMS, OCP & Rot. DEH	DR	PLGR	12	6924N	
L4 8.5L 8506cc 519cid		Std. 42MT	DR	DD	12	6356N	6924N
FL112							
Caterpillar 3176	1993	Std. 50MT	DR	DD	12	3905N	
Caterpillar 3176, 10.3L	1999-93	Opt. 42MT HD, w/OCP & IMS	DR	PLGR	12	6924N	
Caterpillar 3406, 14.6L	1999-92	Opt. 42MT HD, w/OCP & IMS	DR	PLGR	12	6924N	
Caterpillar C10, 10.3L	2004-94	Opt. 42MT HD, w/OCP & IMS	DR	PLGR	12	6924N	
Caterpillar C12, 12.0L	2003-95	Opt. 42MT HD, w/OCP & IMS	DR	PLGR	12	6924N	
Cummins N14, 14.0L	2001-93	Opt. 42MT HD, w/OCP & IMS	DR	PLGR	12	6924N	
DD 60 Series	1993	Std. 50MT	DR	DD	12	3905N	
L6 10.8L 10834cc 661cid	2003-00	Cummins ISM, Opt. 42MT HD, w/OCP & IMS	DR	PLGR	12	6924N	
FL50							
Cummins Diesel. ISC 8.3L	2007-98	Opt. LN PLGR, 12V, w/OCP & IMS	DR	PLGR	12	6919N	
L6 7.2L 441cid	2004-00	Caterpillar 3126, Std. 38MT	DR	PLGR	12	6807N	
FL60							
Caterpillar 3126	1994	Opt. 41MT (w/OCP)	DR	DD	12	6668N	18989N
Cummins 5.9L (LH) ISB	2006-05	Delco 29MT	DR	PLGR	12	6841N	
Cummins 5.9L ISB		Std. 29MT	DR	PLGR	12	6840N	
Cummins 8.3L ISC	2008-05	Opt. 39MT (w/IMS)	DR	PLGR	12	6907N	
Cummins 8.3L ISC		Opt. 39MT, No IMS, No OCP	DR	PLGR	12	6907N	
Cummins 8.3L ISC		Opt.39MT service repl. w/IMS	DR	PLGR	12	6908N	6908N
Cummins 8.3L ISC		Opt.39MT Service repl., w/IMS, OCP & Rotatable DEH ..	DR	PLGR	12	6907N	

STARTERS

ENGINE	YEAR	APPLICATION	Mfg	Type	Volt	PART NO.	OPT. NO.
Freightliner (Cont'd)							
FL60 (Cont'd)							
Cummins 8.3L ISC	2006-05	Opt. 39MT (w/OCP)	DR	PLGR	12	6919N	
Cummins 8.3L ISC		Opt. 39MT (w/OCP, w/IMS)	DR	PLGR	12	6821N	6907N
Cummins Diesel. ISC 8.3L	2007-05	Opt. LN PLGR, 12V, w/OCP & IMS	DR	PLGR	12	6919N	
Cummins ISC	2008-05	Opt. 38MT/ 12T, w/IMS, w/o OCP	DR	PLGR	12	6859N	6907N
Cummins ISC, 8.3L		38MT w/IMS	DR	PLGR	12	6859N	6907N
L6 5.9L 359cid	2004	Cummins 5.9L (LH) ISB, Delco 29MT	DR	PLGR	12	6841N	
L6 5.9L 359cid		Std. 29MT	DR	PLGR	12	6840N	
L6 5.9L 5882cc 359cid	2003	Cummins 5.9L (LH) ISB, Delco 29MT	DR	PLGR	12	6841N	
L6 5.9L 5882cc 359cid	2003-02	Std. 29MT	DR	PLGR	12	6840N	
L6 5.9L 5882cc 359cid	2001-94	Delco 29MT (Std.)	DR	OSGR	12	6573N	6840N
L6 5.9L 5882cc 359cid		Delco 29MT (Opt. 28MT Repl.)	DR	PLGR	12	6840N	
L6 5.9L 5882cc 359cid		Denso OSGR (Opt. 28MT Repl.)	ND	OSGR	12	16990N	
L6 6.4L 388cid	2004-00	Opt. Denso OSGR, 12V / 11T	ND	OSGR	12	18554N	
L6 6.4L 388cid	2003-00	Opt. 29MT (MBR904, 906)	DR	PLGR	12	6842N	
L6 6.4L 388cid		Opt. 38MT (MBR926)	DR	PLGR	12	6831N	
L6 6.4L 388cid		Std. 28MT	DR	OSGR	12	6610N	6842N
L6 7.2L 441cid	2004-00	Caterpillar 3126, Std. 38MT	DR	PLGR	12	6807N	
L6 7.2L 441cid	2004-95	Opt. 41MT (w/OCP)	DR	DD	12	6668N	18989N
L6 7.2L 441cid	2004-94	Std. 41MT	DR	DD	12	6667N	
L6 7.2L 441cid	1999-94	Std. 37MT	DR	DD	12	6505N-PT	6807N
L6 8.3L 8277cc 505cid	2004	38MT w/IMS	DR	PLGR	12	6859N	6907N
L6 8.3L 8277cc 505cid		Opt. LN PLGR, 12V, w/OCP & IMS	DR	PLGR	12	6919N	
L6 8.3L 8277cc 505cid	2004-98	Cummins ISC, Opt. 38MT/ 12T, w/IMS, w/o OCP	DR	PLGR	12	6859N	6907N
L6 8.3L 8277cc 505cid	2004-94	Opt. 37MT (w/OCP)	DR	DD	12	6394N	6919N
L6 8.3L 8277cc 505cid		Opt. 39MT (w/IMS)	DR	PLGR	12	6907N	
L6 8.3L 8277cc 505cid		Opt. 39MT (w/OCP)	DR	PLGR	12	6919N	
L6 8.3L 8277cc 505cid		Opt. 39MT (w/OCP, w/IMS)	DR	PLGR	12	6821N	6907N
L6 8.3L 8277cc 505cid		Opt. 39MT, No IMS, No OCP	DR	PLGR	12	6907N	
L6 8.3L 8277cc 505cid		Opt. 41MT, w/o OCP	DR	DD	12	6630N	6907N
L6 8.3L 8277cc 505cid		Opt. 42MT (w/OCP)	DR	DD	12	6777N	6907N
L6 8.3L 8277cc 505cid		Opt. 39MT service repl. w/IMS	DR	PLGR	12	6908N	6908N
L6 8.3L 8277cc 505cid		Opt. 39MT Service repl., w/IMS, OCP & Rotatable DEH ..	DR	PLGR	12	6907N	
L6 8.3L 8277cc 505cid	2001-94	LN M93R (Opt. 28MT Repl.)	DR	OSGR	12	6573N	6840N
Mercedes MBE900	2004	Opt. 29MT (MBR904, 906)	DR	PLGR	12	6842N	
Mercedes MBE900		Opt. 38MT (MBR926)	DR	PLGR	12	6831N	
Mercedes MBE900		Std. 28MT	DR	OSGR	12	6610N	6842N
FL70							
Caterpillar 3126	1994	Opt. 41MT (w/OCP)	DR	DD	12	6668N	18989N
Caterpillar 3126		Std. 37MT	DR	DD	12	6505N-PT	6807N
Caterpillar 3126		Std. 41MT	DR	DD	12	6667N	
Cummins 5.9L (LH) ISB	2006-04	Delco 29MT	DR	PLGR	12	6841N	
Cummins 5.9L ISB		Std. 29MT	DR	PLGR	12	6840N	
Cummins 8.3L ISC	2008-06	Opt. 39MT (w/IMS)	DR	PLGR	12	6907N	
Cummins 8.3L ISC		Opt. 39MT, No IMS, No OCP	DR	PLGR	12	6907N	
Cummins 8.3L ISC		Opt. 39MT Service repl., w/IMS, OCP & Rotatable DEH ..	DR	PLGR	12	6907N	
Cummins 8.3L ISC	2006	Opt. 39MT (w/OCP)	DR	PLGR	12	6919N	
Cummins 8.3L ISC		Opt. 39MT (w/OCP, w/IMS)	DR	PLGR	12	6821N	6907N
Cummins ISC	2008-06	Opt. 38MT/ 12T, w/IMS, w/o OCP	DR	PLGR	12	6859N	6907N
Cummins ISC, 8.3L		38MT w/IMS	DR	PLGR	12	6859N	6907N
L6 5.9L 5882cc 359cid	2003-02	Cummins 5.9L (LH) ISB, Delco 29MT	DR	PLGR	12	6841N	
L6 5.9L 5882cc 359cid		Std. 29MT	DR	PLGR	12	6840N	
L6 5.9L 5882cc 359cid	2001-94	Delco 28MT (Std.)	DR	OSGR	12	6573N	6840N
L6 5.9L 5882cc 359cid		Delco 29MT (Opt. 28MT Repl.)	DR	PLGR	12	6840N	
L6 5.9L 5882cc 359cid		Denso OSGR (Opt. 28MT Repl.)	ND	OSGR	12	16990N	
L6 5.9L 5882cc 359cid		LN M93R (Opt. 28MT Repl.)	DR	OSGR	12	6573N	6840N
L6 6.4L 388cid	2003-00	Opt. 29MT (MBR904, 906)	DR	PLGR	12	6842N	
L6 6.4L 388cid		Opt. 38MT (MBR926)	DR	PLGR	12	6831N	
L6 6.4L 388cid		Opt. Denso OSGR, 12V / 11T	ND	OSGR	12	18554N	
L6 6.4L 388cid		Std. 28MT	DR	OSGR	12	6610N	6842N
L6 7.2L 441cid	2004-95	Opt. 41MT (w/OCP)	DR	DD	12	6668N	18989N
L6 7.2L 441cid		Std. 41MT	DR	DD	12	6667N	
L6 7.2L 441cid	2003-00	Caterpillar 3126, Std. 38MT	DR	PLGR	12	6807N	
L6 7.2L 441cid	1999-95	Std. 37MT	DR	DD	12	6505N-PT	6807N
L6 8.3L 8277cc 505cid	2005-04	38MT w/IMS	DR	PLGR	12	6859N	6907N
L6 8.3L 8277cc 505cid		Cummins ISC, Opt. 38MT/ 12T, w/IMS, w/o OCP	DR	PLGR	12	6859N	6907N

STARTERS

ENGINE	YEAR	APPLICATION	Mfg	Type	Volt	PART NO.	OPT. NO.
Freightliner (Cont'd)							
FL70 (Cont'd)							
L6 8.3L 8277cc 505cid	2005-98	Opt. LN PLGR, 12V, w/OCP & IMS	DR	PLGR	12	6919N	
L6 8.3L 8277cc 505cid	2005-94	Opt. 37MT (w/OCP)	DR	DD	12	6394N	6919N
L6 8.3L 8277cc 505cid		Opt. 39MT (w/IMS)	DR	PLGR	12	6907N	
L6 8.3L 8277cc 505cid		Opt. 39MT (w/OCP)	DR	PLGR	12	6919N	
L6 8.3L 8277cc 505cid		Opt. 39MT (w/OCP, w/IMS)	DR	PLGR	12	6821N	6907N
L6 8.3L 8277cc 505cid		Opt. 39MT, No IMS, No OCP	DR	PLGR	12	6907N	
L6 8.3L 8277cc 505cid		Opt. 41MT, w/o OCP	DR	DD	12	6630N	6907N
L6 8.3L 8277cc 505cid		Opt. 42MT (w/OCP)	DR	DD	12	6777N	6907N
L6 8.3L 8277cc 505cid		Opt.39MT service repl. w/IMS	DR	PLGR	12	6908N	6908N
L6 8.3L 8277cc 505cid		Opt.39MT Service repl., w/IMS, OCP & Rotatable DEH ..	DR	PLGR	12	6907N	
L6 8.3L 8277cc 505cid	2003-94	Cummins ISC, Opt. 38MT/ 12T, w/IMS, w/o OCP	DR	PLGR	12	6859N	6907N
Mercedes MBE900	2005-04	Opt. 29MT (MBR904, 906)	DR	PLGR	12	6842N	
Mercedes MBE900		Opt. 38MT (MBR926)	DR	PLGR	12	6831N	
Mercedes MBE900		Opt. Denso OSGR, 12V / 11T	ND	OSGR	12	18554N	
Mercedes MBE900		Std. 28MT	DR	OSGR	12	6610N	6842N
FL80							
Caterpillar 3126	2004-00	Std. 38MT	DR	PLGR	12	6807N	
Caterpillar 3126	2004-94	Opt. 41MT (w/OCP)	DR	DD	12	6668N	18989N
Caterpillar 3126		Std. 41MT	DR	DD	12	6667N	
Caterpillar 3126	1999-94	Std. 37MT	DR	DD	12	6505N-PT	6807N
Caterpillar C-7	2008-05	Std. 38MT	DR	PLGR	12	6807N	
Caterpillar C-7	2004	Std. 38MT	DR	PLGR	12	6807N	
Caterpillar C7, 7.2L	2005	Opt. 42MT HD, w/OCP & IMS	DR	PLGR	12	6924N	
Cummins 5.9L (LH) ISB	2006-04	Delco 29MT	DR	PLGR	12	6841N	
Cummins 5.9L ISB		Std. 29MT	DR	PLGR	12	6840N	
Cummins 8.3L ISC	2008-06	Opt. 39MT (w/IMS)	DR	PLGR	12	6907N	
Cummins 8.3L ISC		Opt. 39MT, No IMS, No OCP	DR	PLGR	12	6907N	
Cummins 8.3L ISC		Opt.39MT Service repl., w/IMS, OCP & Rotatable DEH ..	DR	PLGR	12	6907N	
Cummins 8.3L ISC	2008-05	Opt.39MT service repl. w/IMS	DR	PLGR	12	6908N	6908N
Cummins 8.3L ISC	2006-05	Opt. 39MT (w/OCP)	DR	PLGR	12	6919N	
Cummins 8.3L ISC		Opt. 39MT (w/OCP, w/IMS)	DR	PLGR	12	6821N	6907N
Cummins Diesel. ISC 8.3L	2007-05	Opt. LN PLGR, 12V, w/OCP & IMS	DR	PLGR	12	6919N	
Cummins ISC	2008-06	Opt. 38MT/ 12T, w/IMS, w/o OCP	DR	PLGR	12	6859N	6907N
Cummins ISC, 8.3L		38MT w/IMS	DR	PLGR	12	6859N	6907N
L6 5.9L 5882cc 359cid	2003-02	Cummins 5.9L (LH) ISB, Delco 29MT	DR	PLGR	12	6841N	
L6 5.9L 5882cc 359cid		Std. 29MT	DR	PLGR	12	6840N	
L6 5.9L 5882cc 359cid	2001-94	Delco 28MT (Std.)	DR	OSGR	12	6573N	6840N
L6 5.9L 5882cc 359cid		Delco 29MT (Opt. 28MT Repl.)	DR	PLGR	12	6840N	
L6 5.9L 5882cc 359cid		Denso OSGR (Opt. 28MT Repl.)	ND	OSGR	12	16990N	
L6 5.9L 5882cc 359cid		LN M93R (Opt. 28MT Repl.)	DR	OSGR	12	6573N	6840N
L6 8.3L 8277cc 505cid	2005	Cummins 8.3L ISC, Opt. 39MT (w/IMS)	DR	PLGR	12	6907N	
L6 8.3L 8277cc 505cid		Cummins 8.3L ISC, Opt. 39MT, No IMS, No OCP	DR	PLGR	12	6907N	
L6 8.3L 8277cc 505cid		Cummins 8.3L ISC, Opt.39MT Service repl., w/IMS, OCP & Rotatable DEH	DR	PLGR	12	6907N	
L6 8.3L 8277cc 505cid	2005-04	Cummins ISC, Opt. 38MT/ 12T, w/IMS, w/o OCP	DR	PLGR	12	6859N	6907N
L6 8.3L 8277cc 505cid	2004-98	38MT w/IMS	DR	PLGR	12	6859N	6907N
L6 8.3L 8277cc 505cid	2004-97	Opt. LN PLGR, 12V, w/OCP & IMS	DR	PLGR	12	6919N	
L6 8.3L 8277cc 505cid	2004-94	Opt. 38MT/ 12T, w/IMS, w/o OCP	DR	PLGR	12	6859N	6907N
L6 8.3L 8277cc 505cid		Opt. 37MT (w/OCP)	DR	DD	12	6394N	6919N
L6 8.3L 8277cc 505cid		Opt. 39MT (w/IMS)	DR	PLGR	12	6907N	
L6 8.3L 8277cc 505cid		Opt. 39MT (w/OCP)	DR	PLGR	12	6919N	
L6 8.3L 8277cc 505cid		Opt. 39MT (w/OCP, w/IMS)	DR	PLGR	12	6821N	6907N
L6 8.3L 8277cc 505cid		Opt. 39MT, No IMS, No OCP	DR	PLGR	12	6907N	
L6 8.3L 8277cc 505cid		Opt. 41MT, w/o OCP	DR	DD	12	6630N	6907N
L6 8.3L 8277cc 505cid		Opt. 42MT (w/OCP)	DR	DD	12	6777N	6907N
L6 8.3L 8277cc 505cid		Opt.39MT service repl. w/IMS	DR	PLGR	12	6908N	6908N
L6 8.3L 8277cc 505cid	2004-00	Opt.39MT Service repl., w/IMS, OCP & Rotatable DEH ..	DR	PLGR	12	6907N	
Mercedes MBE900		Opt. 29MT (MBR904, 906)	DR	PLGR	12	6842N	
Mercedes MBE900		Opt. 38MT (MBR926)	DR	PLGR	12	6831N	
Mercedes MBE900		Opt. Denso OSGR, 12V / 11T	ND	OSGR	12	18554N	
Mercedes MBE900		Std. 28MT	DR	OSGR	12	6610N	6842N
FL-90							
DD Series 50, 8.5L	1993	Opt. 42MT HD, w/OCP & IMS	DR	PLGR	12	6924N	

STARTERS

STARTERS

ENGINE	YEAR	APPLICATION	Mfg	Type	Volt	PART NO.	OPT. NO.
Freightliner (Cont'd)							
FLC-11242							
Caterpillar 3406, 14.6L	1990-85	Opt. 42MT HD, w/OCP & IMS	DR	PLGR	12	6924N	
Cummins 555, 9.1L	1987-85	Opt. 42MT HD, w/OCP & IMS	DR	PLGR	12	6924N	
FLD 112 / 120							
Caterpillar 3176	2000-93	Opt. 39MT	DR	PLGR	12	6911N	6924N
Caterpillar 3176		Opt. 39MT (w/OCP)	DR	PLGR	12	6911N	6924N
Caterpillar 3176		Opt. 42MT (12V, w/OCP)	DR	DD	12	6513N	6924N
Caterpillar 3176		Opt. Denso OSGR Replacement	ND	OSGR	12	19503N	6924N
Caterpillar 3176		Opt. Denso PLGR Replacement	ND	PLGR	12	18571N	6924N
Caterpillar 3176		Opt.39MT Serv. Repl., w/IMS, OCP & Rot. DEH	DR	PLGR	12	6924N	
Caterpillar 3176		Std. 42MT	DR	DD	12	6356N	6924N
Caterpillar 3176	1992-86	Opt 42MT, 12V, w/OCP	DR	DD	12	6554N	6924N
Caterpillar 3176		Std. 42MT, 12V, w/o OCP	DR	DD	12	6511N	6924N
Caterpillar 3176, 10.3L	1999-93	Opt. 42MT HD, w/OCP & IMS	DR	PLGR	12	6924N	
Caterpillar 3306	2000-86	Opt. 42MT (w/OCP)	DR	DD	12	6566N	
Caterpillar 3306		Std. 42MT	DR	DD	12	6516N	6566N
Caterpillar 3406	2000-93	Opt. 39MT	DR	PLGR	12	6911N	6924N
Caterpillar 3406		Opt. 39MT (w/OCP)	DR	PLGR	12	6911N	6924N
Caterpillar 3406		Opt. 42MT (12V, w/OCP)	DR	DD	12	6513N	6924N
Caterpillar 3406		Opt. Denso OSGR Replacement	ND	OSGR	12	19503N	6924N
Caterpillar 3406		Opt. Denso PLGR Replacement	ND	PLGR	12	18571N	6924N
Caterpillar 3406		Opt.39MT Serv. Repl., w/IMS, OCP & Rot. DEH	DR	PLGR	12	6924N	
Caterpillar 3406		Std. 42MT	DR	DD	12	6356N	6924N
Caterpillar 3406	1992-86	Opt 42MT, 12V, w/OCP	DR	DD	12	6554N	6924N
Caterpillar 3406		Std. 42MT, 12V, w/o OCP	DR	DD	12	6511N	6924N
Caterpillar 3406, 14.6L	2000-85	Opt. 42MT HD, w/OCP & IMS	DR	PLGR	12	6924N	
Caterpillar C-10	2004-94	Opt. 39MT	DR	PLGR	12	6911N	6924N
Caterpillar C-10		Opt. 39MT (HD Version, w/IMS, w/OCP)	DR	PLGR	12	6911N	6924N
Caterpillar C-10		Opt. 39MT (w/OCP)	DR	PLGR	12	6911N	6924N
Caterpillar C-10		Opt. 42MT (12V, w/OCP)	DR	DD	12	6513N	6924N
Caterpillar C-10		Opt. Denso PLGR Replacement	ND	PLGR	12	18571N	6924N
Caterpillar C-10		Opt.39MT Serv. Repl., w/IMS, OCP & Rot. DEH	DR	PLGR	12	6924N	
Caterpillar C-10		Std. 42MT	DR	DD	12	6356N	6924N
Caterpillar C10, 10.3L		Opt. 42MT HD, w/OCP & IMS	DR	PLGR	12	6924N	
Caterpillar C-12	2008-93	Opt. 39MT	DR	PLGR	12	6911N	6924N
Caterpillar C-12		Opt. 39MT (HD Version, w/IMS, w/OCP)	DR	PLGR	12	6911N	6924N
Caterpillar C-12		Opt.39MT Serv. Repl., w/IMS, OCP & Rot. DEH	DR	PLGR	12	6924N	
Caterpillar C-12	2006-93	Opt. 39MT (w/OCP)	DR	PLGR	12	6911N	6924N
Caterpillar C-12		Opt. Denso PLGR Replacement	ND	PLGR	12	18571N	6924N
Caterpillar C-12	2003-93	Opt. 42MT (12V, w/OCP)	DR	DD	12	6513N	6924N
Caterpillar C-12		Std. 42MT	DR	DD	12	6356N	6924N
Caterpillar C12, 12.0L	2003-95	Opt. 42MT HD, w/OCP & IMS	DR	PLGR	12	6924N	
Caterpillar C-13	2008-01	Opt. 39MT	DR	PLGR	12	6911N	6924N
Caterpillar C-13		Opt. 39MT (HD Version, w/IMS, w/OCP)	DR	PLGR	12	6911N	6924N
Caterpillar C-13		Opt. 39MT (w/OCP)	DR	PLGR	12	6911N	6924N
Caterpillar C-13		Opt. Denso OSGR Replacement	ND	OSGR	12	19501N	6924N
Caterpillar C-13		Opt.39MT Serv. Repl., w/IMS, OCP & Rot. DEH	DR	PLGR	12	6924N	
Caterpillar C-13	2006-01	Opt. Denso PLGR Replacement	ND	PLGR	12	18571N	6924N
Caterpillar C-13	2005-01	Opt. 42MT (12V, w/OCP)	DR	DD	12	6513N	6924N
Caterpillar C-13		Std. 42MT	DR	DD	12	6356N	6924N
Caterpillar C-15	2008-01	Opt. 39MT	DR	PLGR	12	6911N	6924N
Caterpillar C-15		Opt. 39MT (HD Version, w/IMS, w/OCP)	DR	PLGR	12	6911N	6924N
Caterpillar C-15		Opt. 39MT (w/OCP)	DR	PLGR	12	6911N	6924N
Caterpillar C-15		Opt. 42MT (12V, w/OCP)	DR	DD	12	6513N	6924N
Caterpillar C-15		Opt.39MT Serv. Repl., w/IMS, OCP & Rot. DEH	DR	PLGR	12	6924N	
Caterpillar C-15		Std. 42MT	DR	DD	12	6356N	6924N
Caterpillar C-15	2007-01	Opt. Denso OSGR Replacement	ND	OSGR	12	19501N	6924N
Caterpillar C-15		Opt. Denso PLGR Replacement	ND	PLGR	12	18571N	6924N
Caterpillar C15, 15.2L	2008-01	Opt. 42MT HD, w/OCP & IMS	DR	PLGR	12	6924N	
Caterpillar C16	2003-99	Opt 42MT, 12V, w/OCP	DR	DD	12	6554N	6924N
Cummins 8.3L ISC	1992-90	Opt. 37MT (w/OCP)	DR	DD	12	6394N	6919N
Cummins 8.3L ISC		Opt. 42MT (w/OCP)	DR	DD	12	6777N	6907N
Cummins 8.3L ISC		Opt.39MT service repl. w/IMS	DR	PLGR	12	6908N	6908N
Cummins ISM	2003-01	Opt. 39MT	DR	PLGR	12	6911N	6924N
Cummins ISM		Opt. 39MT (HD Version, w/IMS, w/OCP)	DR	PLGR	12	6911N	6924N
Cummins ISM		Opt. 39MT/Rotatable DEH, w/OCP & IMS	DR	PLGR	12	6911N	6924N
Cummins ISM		Opt. 42MT (12V, w/OCP)	DR	DD	12	6513N	6924N

STARTERS

ENGINE	YEAR	APPLICATION	Mfg	Type	Volt	PART NO.	OPT. NO.
Freightliner (Cont'd)							
FLD 112 / 120 (Cont'd)							
Cummins ISM	2003-01	Opt. Denso OSGR Replacement	ND	OSGR	12	19501N	6924N
Cummins ISM		Opt. Denso PLGR Replacement	ND	PLGR	12	18571N	6924N
Cummins ISM		Opt.39MT Serv. Repl., w/IMS, OCP & Rot. DEH	DR	PLGR	12	6924N	
Cummins ISM		Std. 42MT	DR	DD	12	6356N	6924N
Cummins ISM, 10.8L		Opt. 42MT HD, w/OCP & IMS	DR	PLGR	12	6924N	
Cummins L-10	2000-93	Opt. 39MT	DR	PLGR	12	6911N	6924N
Cummins L-10		Opt. 39MT/Rotatable DEH, w/OCP & IMS	DR	PLGR	12	6911N	6924N
Cummins L-10		Opt. 42MT (12V, w/OCP)	DR	DD	12	6513N	6924N
Cummins L-10		Opt. Denso OSGR Replacement	ND	OSGR	12	19503N	6924N
Cummins L-10		Opt. Denso PLGR Replacement	ND	PLGR	12	18571N	6924N
Cummins L-10		Opt.39MT Serv. Repl., w/IMS, OCP & Rot. DEH	DR	PLGR	12	6924N	
Cummins L-10		Std. 42MT	DR	DD	12	6356N	6924N
Cummins L-10	1992-86	Opt 42MT, 12V, w/OCP	DR	DD	12	6554N	6924N
Cummins L-10		Std. 42MT, 12V, w/o OCP	DR	DD	12	6511N	6924N
Cummins M11	2000-93	Opt. 39MT	DR	PLGR	12	6911N	6924N
Cummins M11		Opt. 39MT/Rotatable DEH, w/OCP & IMS	DR	PLGR	12	6911N	6924N
Cummins M11		Opt. 42MT (12V, w/OCP)	DR	DD	12	6513N	6924N
Cummins M11		Opt. Denso OSGR Replacement	ND	OSGR	12	19502N	6924N
Cummins M11		Opt. Denso PLGR Replacement	ND	PLGR	12	18571N	6924N
Cummins M11		Opt.39MT Serv. Repl., w/IMS, OCP & Rot. DEH	DR	PLGR	12	6924N	
Cummins M11		Std. 42MT	DR	DD	12	6356N	6924N
Cummins N14	2008-93	Opt. 39MT	DR	PLGR	12	6911N	6924N
Cummins N14		Opt. 39MT (HD Version, w/IMS, w/OCP)	DR	PLGR	12	6911N	6924N
Cummins N14		Opt. 39MT/Rotatable DEH, w/OCP & IMS	DR	PLGR	12	6911N	6924N
Cummins N14		Opt. 42MT (12V, w/OCP)	DR	DD	12	6513N	6924N
Cummins N14		Opt.39MT Serv. Repl., w/IMS, OCP & Rot. DEH	DR	PLGR	12	6924N	
Cummins N14		Std. 42MT	DR	DD	12	6356N	6924N
Cummins N14	2007-93	Opt. Denso OSGR Replacement	ND	OSGR	12	19503N	6924N
Cummins N14		Opt. Denso PLGR Replacement	ND	PLGR	12	18571N	6924N
Cummins N14	1992-86	Opt 42MT, 12V, w/OCP	DR	DD	12	6554N	6924N
Cummins N14		Std. 42MT, 12V, w/o OCP	DR	DD	12	6511N	6924N
Cummins N14	1989-88	Opt. 42MT (w/OCP)	DR	DD	12	6554N	6924N
Cummins N14, 14.0L	2003-93	Opt. 42MT HD, w/OCP & IMS	DR	PLGR	12	6924N	
DD 60 Series	2008-93	Opt. 39MT	DR	PLGR	12	6911N	6924N
DD 60 Series		Opt. 39MT (HD Version, w/IMS, w/OCP)	DR	PLGR	12	6911N	6924N
DD 60 Series		Opt. 39MT (w/OCP)	DR	PLGR	12	6911N	6924N
DD 60 Series		Opt. 42MT (12V, w/OCP)	DR	DD	12	6513N	6924N
DD 60 Series		Opt.39MT Serv. Repl., w/IMS, OCP & Rot. DEH	DR	PLGR	12	6924N	
DD 60 Series		Std. 42MT	DR	DD	12	6356N	6924N
DD 60 Series	2007-93	Opt. Denso OSGR Replacement	ND	OSGR	12	19502N	6924N
DD 60 Series		Opt. Denso PLGR Replacement	ND	PLGR	12	18571N	6924N
DD 60 Series	1992-86	Opt 42MT, 12V, w/OCP	DR	DD	12	6554N	6924N
DD 60 Series		Opt. 42MT (24V)	DR	DD	24	6370N	6853N
DD 60 Series		Opt. 50MT	DR	DD	24	4930N	
DD 60 Series		Opt.39MT service repl., 24V / 11T	DR	PLGR	24	6819N	
DD 60 Series		Std. 42MT, 12V, w/o OCP	DR	DD	12	6511N	6924N
DD 60 Series		Std. 50MT	DR	DD	12	3905N	
DD 8V-92		Opt. 50MT	DR	DD	24	4930N	
DD 8V-92		Std. 50MT	DR	DD	24	4930N	
Mercedes MBE4000	2008	Opt. 39MT w/OCP, w/IMS	DR	PLGR	12	6910N	6919N
Mercedes MBE4000	2008-01	Opt. 39MT (HD Version, w/IMS, w/OCP)	DR	PLGR	12	6910N	6919N
Mercedes MBE4000		Opt. 39MT w/OCP, w/o IMS	DR	PLGR	12	6910N	6919N
Mercedes MBE4000		Opt. 42MT w/OCP	DR	DD	12	6896N	6919N
Mercedes MBE4000		Opt. Denso OSGR Replacement	ND	OSGR	12	19504N	6919N
Mercedes MBE4000		Opt. Mitsubishi Starter	MI	PLGR	12	19524N	6919N
Mercedes MBE4000		Opt.39MT Service repl., w/IMS, OCP & Rotatable DEH ..	DR	PLGR	12	6919N	
Mercedes MBE4000		Std. 39MT w/o IMS	DR	PLGR	12	6919N	
Mercedes MBE4000		Std. 42MT	DR	PLGR	12	6907N	
Mercedes MBE4000	2007-01	Opt. 39MT w/OCP, w/IMS	DR	PLGR	12	6910N	6919N
Mercedes MBE4000		Std. 39MT w/IMS	DR	PLGR	12	6910N	6919N
FLD 120							
Caterpillar 3176, 10.3L	1996	Opt. 42MT HD, w/OCP & IMS	DR	PLGR	12	6924N	
Caterpillar 3406, 14.6L	1986	Opt. 42MT HD, w/OCP & IMS	DR	PLGR	12	6924N	
Caterpillar C10, 10.3L	1996	Opt. 42MT HD, w/OCP & IMS	DR	PLGR	12	6924N	
Caterpillar C12, 12.0L		Opt. 42MT HD, w/OCP & IMS	DR	PLGR	12	6924N	

STARTERS

STARTERS

ENGINE	YEAR	APPLICATION	Mfg	Type	Volt	PART NO.	OPT. NO.
Freightliner (Cont'd)							
FLD 120 (Cont'd)							
Cummins N14, 14.0L	1996	Opt. 42MT HD, w/OCP & IMS	DR	PLGR	12	6924N	
FLD-112 REV							
Caterpillar 3176, 10.3L	1996-95	Opt. 42MT HD, w/OCP & IMS	DR	PLGR	12	6924N	
Caterpillar 3406, 14.6L		Opt. 42MT HD, w/OCP & IMS	DR	PLGR	12	6924N	
Caterpillar C10, 10.3L		Opt. 42MT HD, w/OCP & IMS	DR	PLGR	12	6924N	
Caterpillar C12, 12.0L		Opt. 42MT HD, w/OCP & IMS	DR	PLGR	12	6924N	
Cummins N14, 14.0L		Opt. 42MT HD, w/OCP & IMS	DR	PLGR	12	6924N	
FLD-120							
Caterpillar 3176, 10.3L	1995-93	Opt. 42MT HD, w/OCP & IMS	DR	PLGR	12	6924N	
Caterpillar 3406, 14.6L	1995-90	Opt. 42MT HD, w/OCP & IMS	DR	PLGR	12	6924N	
Caterpillar C10, 10.3L	1995-94	Opt. 42MT HD, w/OCP & IMS	DR	PLGR	12	6924N	
Caterpillar C12, 12.0L	1995	Opt. 42MT HD, w/OCP & IMS	DR	PLGR	12	6924N	
Cummins N14, 14.0L	1995-93	Opt. 42MT HD, w/OCP & IMS	DR	PLGR	12	6924N	
FLT Series							
Caterpillar 3406	1987-86	Opt 42MT, 12V, w/OCP	DR	DD	12	6554N	6924N
Caterpillar 3406		Std. 42MT, 12V, w/o OCP	DR	DD	12	6511N	6924N
Caterpillar 3406	1985	Opt. 42MT (24V)	DR	DD	24	6370N	6853N
Caterpillar 3406		Opt.39MT service repl., 24V / 11T	DR	PLGR	24	6819N	
Caterpillar 3406		Std. 42MT	DR	DD	12	6356N	6924N
Caterpillar 3406	1984-83	Std. 40MT	DR	DD	12	3339N	18572N
Caterpillar 3406, 14.6L	1987-85	Opt. 42MT HD, w/OCP & IMS	DR	PLGR	12	6924N	
Caterpillar 3408	1987-83	Std. 50MT	DR	DD	24	4930N	
Cummins 555, 9.1L	1987-85	Opt. 42MT HD, w/OCP & IMS	DR	PLGR	12	6924N	
Cummins 855 / BC III	1987-83	Opt. 42MT (24V)	DR	DD	24	6370N	6853N
Cummins 855 / BC III		Opt.39MT service repl., 24V / 11T	DR	PLGR	24	6819N	
Cummins 855 / BC III		Std. 42MT	DR	DD	12	6356N	6924N
Cummins 8V-903, 14.8L	1987-85	Opt. 42MT HD, w/OCP & IMS	DR	PLGR	12	6924N	
Cummins K Series	1987-83	Std. 50MT	DR	DD	24	4930N	
Cummins V-903	1987-85	Std. 42MT	DR	DD	12	6356N	6924N
Cummins V-903	1984-83	Std. 40MT	DR	DD	24	3745N	6370N
DD 6V-92	1987-85	Opt. 42MT (24V)	DR	DD	24	6370N	6853N
DD 6V-92		Opt.39MT service repl., 24V / 11T	DR	PLGR	24	6819N	
DD 6V-92		Std. 42MT	DR	DD	12	6356N	6924N
DD 6V-92	1984-83	Std. 40MT	DR	DD	12	3974N	6356N
DD 8V-92	1987-83	Opt. 50MT	DR	DD	24	4930N	
DD 8V-92		Std. 50MT	DR	DD	12	3905N	
Sprinter 2500							
L5 2.7L 2687cc 165cid	2006-03	Valeo Unit	BO	PMGR	12	18360N	
L5 2.7L 2687cc 165cid	2006-02	Diesel, Bosch Unit	BO	PMGR	12	18360N	
L5 2.7L 2687cc 165cid	2003-02	Bosch PLGR Starter	BO	PMGR	12	18360N	
V6 3.0L 2987cc	2009-07	Diesel	BO	PMGR	12	19036N	
V6 3.5L 3498cc	2008-07	Std. Unit	BO	PMGR	12	17966R	
Sprinter 3500							
L5 2.7L 2687cc 165cid	2006-03	Valeo Unit	BO	PMGR	12	18360N	
L5 2.7L 2687cc 165cid	2006-02	Diesel, Bosch Unit	BO	PMGR	12	18360N	
L5 2.7L 2687cc 165cid	2003-02	Bosch PLGR Starter	BO	PMGR	12	18360N	
V6 3.0L 2987cc	2009-07	Diesel	BO	PMGR	12	19036N	
V6 3.5L 3498cc	2008-07	Std. Unit	BO	PMGR	12	17966R	
WF (C,P,T) Series							
Allis Chalmers 21000	1978-70	Std. 40MT	DR	DD	24	3745N	6370N
Caterpillar 1674	1972-70	Std. 40MT	DR	DD	12	3339N	18572N
Caterpillar 1693		Std. 50MT	DR	DD	24	4897N	
Cummins K6	1976-75	50MT, 24V	DR	DD	24	4930N	
Cummins NH Eng.	1978-70	Opt. 40MT	DR	DD	24	3745N	6370N
Cummins NH Eng.		Std. 40MT	DR	DD	12	3974N	6356N
Cummins V-903		Opt. 40MT	DR	DD	24	3745N	6370N
Cummins V-903		Std. 40MT	DR	DD	12	3974N	6356N
DD 12V-71		Std. 50MT	DR	DD	24	4930N	
DD 8V-71		Opt. 40MT	DR	DD	24	3745N	6370N
DD 8V-71		Std. 40MT	DR	DD	12	3974N	6356N

STARTERS

ENGINE	YEAR	APPLICATION	Mfg	Type	Volt	PART NO.	OPT. NO.
GMC							
B6000							
8 Cyl. 5.7L 350cid	1979	A.T.	DR	DD	12	3533R	
8 Cyl. 5.7L 350cid		w/12" Clutch (Std.)	DR	DD	12	3686N	
8 Cyl. 5.7L 350cid		w/13" Clutch (Std.)	DR	DD	12	3633N	
GM 6.0L (366) V8 Gas	1990	MT643G	DR	DD	12	4038N	
V8 5.7L 350cid	1990-84	w/13" Clutch (Opt.)	DR	DD	12	3686N	
V8 5.7L 350cid		w/M.T., Opt. High Torque	DR	DD	12	4174N	
V8 5.7L 350cid	1990-80	A.T.	DR	DD	12	3533R	
V8 5.7L 350cid		w/13" Clutch (Std.)	DR	DD	12	3633N	
V8 5.7L 350cid	1983-81	w/12" Clutch (H.D.)	DR	DD	12	3533R	
V8 5.7L 350cid		w/13" Clutch (H.D.)	DR	DD	12	4174N	
V8 5.7L 350cid	1983-80	w/12" Clutch (Std.)	DR	DD	12	3686N	
V8 6.0L 366cid	1991	A.T.	DR	DD	12	3533R	
V8 6.0L 366cid	1991-90	M.T.	DR	DD	12	4174N	
V8 6.0L 366cid	1990	w/A.T.-545 Trans.	DR	DD	12	3533R	
V8 8.2L 501cid	1991-89	Std. Unit	DR	DD	12	6348N-PT	
V8 8.2L 501cid	1988-86	Opt. 37 MT	DR	DD	12	6348N-PT	
V8 8.2L 501cid	1985-83	Optional, DR 37MT	DR	DD	12	6348N-PT	
B7							
Caterpillar 3116, 6.6L	2002-99	41MT w/OCP	DR	DD	12	6668N	18989N
L6 6.6L 403cid	1998-93	Caterpillar 3116, Opt. 37MT, 10-Tooth, w/Ground Stud on Solenoid	DR	DD	12	6504N-PT	
L6 6.6L 403cid		Std. 37MT, 10-Tooth, w/o Ground Stud on Solenoid	DR	DD	12	6505N-PT	6807N
L6 6.6L 403cid	1995-94	Caterpillar 3116, Std. 37MT, 10-Tooth, w/o Ground Stud on Solenoid	DR	DD	12	6505N-PT	6807N
L6 7.2L 441cid	2002-99	10-Tooth, 41MT	DR	DD	12	6668N	18989N
L6 7.2L 441cid		Opt. 41MT (w/OCP)	DR	DD	12	6668N	18989N
L6 7.2L 441cid	1998	Caterpillar 3126, Opt. 37MT, 10-Tooth, w/Ground Stud on Solenoid	DR	DD	12	6504N-PT	
L6 7.2L 441cid		Std. 37MT, 10-Tooth, w/o Ground Stud on Solenoid	DR	DD	12	6505N-PT	6807N
V8 6.0L 366cid	1998-96	w/A.T.-545	DR	PMGR	12	6449N	
V8 6.0L 366cid		M.T.	DR	PMGR	12	6452NM	
V8 6.0L 366cid	1995	w/M.T., PG260 Series	DR	PMGR	12	6452NM	
V8 6.0L 366cid	1995-93	w/M.T., 10MT w/ground stud in case	DR	DD	12	6375N	
V8 6.5L 395cid	1998-97	Diesel	DR	OSGR	12	6469N	
V8 7.0L 7011cc 427cid	1998-96	A.T.	DR	PMGR	12	6449N	
V8 7.0L 7011cc 427cid		M.T.	DR	PMGR	12	6452NM	
V8 7.0L 7011cc 427cid	1995	M.T., Delco PG260 Series	DR	PMGR	12	6452NM	
C25							
L6 4.1L 250cid	1978-75	Delco "PG" Series High Performance upgrade	DR	PMGR	12	3510N-PG	
L6 4.1L 250cid		Std. Unit	DR	DD	12	3510N	3510N-PG
L6 4.8L 292cid		Delco "PG" Series High Performance upgrade	DR	PMGR	12	3510N-PG	
L6 4.8L 292cid		Std. Unit	DR	DD	12	3510N	3510N-PG
L6 4.8L 292cid	1977-76	A.T., Delco "PG" Series High Performance upgrade	DR	PMGR	12	3510N-PG	
L6 4.8L 292cid		A.T., Std. Unit	DR	DD	12	3510N	3510N-PG
L6 4.8L 292cid		w/3-Spd. M.T., Delco "PG" Series High Performance upgrade	DR	PMGR	12	3510N-PG	
L6 4.8L 292cid		w/3-Spd. M.T., Std. Unit	DR	DD	12	3510N	3510N-PG
L6 4.8L 292cid		w/4-Spd. M.T.	DR	DD	12	3686N	
V8 5.0L 305cid	1978-77	Delco "PG" Series High Performance upgrade	DR	PMGR	12	3510N-PG	
V8 5.0L 305cid		Std. Unit	DR	DD	12	3510N	3510N-PG
V8 5.7L 350cid	1978	Diesel, Cast Iron Front Housing	DR	DD	12	3601R	
V8 5.7L 350cid	1978-75	Delco "PG" Series High Performance upgrade	DR	PMGR	12	3510N-PG	
V8 5.7L 350cid		Std. Unit	DR	DD	12	3510N	3510N-PG
V8 6.6L 400cid	1978-76	Delco "PG" Series High Performance upgrade	DR	PMGR	12	3510N-PG	
V8 6.6L 400cid		Std. Unit	DR	DD	12	3510N	3510N-PG
V8 7.4L 454cid	1978-75	Delco "PG" Series High Performance upgrade	DR	PMGR	12	3510N-PG	
V8 7.4L 454cid		Std. Unit	DR	DD	12	3510N	3510N-PG
C25 Suburban							
L6 4.8L 292cid	1978-75	Delco "PG" Series High Performance upgrade	DR	PMGR	12	3510N-PG	
L6 4.8L 292cid		Std. Unit	DR	DD	12	3510N	3510N-PG
L6 4.8L 292cid	1977-76	A.T., Delco "PG" Series High Performance upgrade	DR	PMGR	12	3510N-PG	
L6 4.8L 292cid		A.T., Std. Unit	DR	DD	12	3510N	3510N-PG
L6 4.8L 292cid		w/3-Spd. M.T., Delco "PG" Series High Performance upgrade	DR	PMGR	12	3510N-PG	

STARTERS

STARTERS

ENGINE	YEAR	APPLICATION	Mfg	Type	Volt	PART NO.	OPT. NO.
GMC (Cont'd)							
C25 Suburban (Cont'd)							
L6 4.8L 292cid	1977-76	w/3-Spd. M.T., Std. Unit	DR	DD	12	3510N	3510N-PG
L6 4.8L 292cid		w/4-Spd. M.T.	DR	DD	12	3686N	
V8 5.0L 305cid	1978-77	Delco "PG" Series High Performance upgrade	DR	PMGR	12	3510N-PG	
V8 5.0L 305cid		Std. Unit	DR	DD	12	3510N	3510N-PG
V8 5.7L 350cid	1978	Diesel	DR	DD	12	3601R	
V8 5.7L 350cid	1978-75	Delco "PG" Series High Performance upgrade	DR	PMGR	12	3510N-PG	
V8 5.7L 350cid		Std. Unit	DR	DD	12	3510N	3510N-PG
V8 6.6L 400cid	1978	Delco "PG" Series High Performance upgrade	DR	PMGR	12	3510N-PG	
V8 6.6L 400cid		Std. Unit	DR	DD	12	3510N	3510N-PG
V8 7.4L 454cid	1978-75	Delco "PG" Series High Performance upgrade	DR	PMGR	12	3510N-PG	
V8 7.4L 454cid		Std. Unit	DR	DD	12	3510N	3510N-PG
C25/C2500 Pickup							
L6 3.8L 3769cc 230cid	1966	A.T., Opt. Hi Performance PG260M	DR	PMGR	12	3631N-PG	
L6 3.8L 3769cc 230cid		A.T., Std. Delco Unit	DR	DD	12	3838N	
L6 3.8L 3769cc 230cid		M.T.	DR	DD	12	3686N	
L6 4.1L 250cid	1974-73	M.T., Delco "PG" Series High Performance upgrade	DR	PMGR	12	3510N-PG	
L6 4.1L 250cid		M.T., Std. Unit	DR	DD	12	3510N	3510N-PG
L6 4.1L 250cid	1974-72	A.T., Opt. Hi Performance PG260M	DR	PMGR	12	3631N-PG	
L6 4.1L 250cid		A.T., Std. Delco Unit	DR	DD	12	3838N	
L6 4.1L 250cid	1972-68	M.T.	DR	DD	12	3686N	
L6 4.1L 250cid	1971	A.T., w/PowerGlide, Std. Delco Unit	DR	DD	12	3838N	
L6 4.1L 250cid	1971-68	A.T., PowerGlide, Opt. Hi Performance PG260M	DR	PMGR	12	3631N-PG	
L6 4.1L 250cid	1970-68	w/PowerGlide, Std. Delco Unit	DR	DD	12	3838N	
L6 4.1L 4097cc 250cid	1974-73	M.T., Delco "PG" Series High Performance upgrade	DR	PMGR	12	3510N-PG	
L6 4.1L 4097cc 250cid		M.T., Std. Unit	DR	DD	12	3510N	3510N-PG
L6 4.1L 4097cc 250cid	1974-72	A.T., Opt. Hi Performance PG260M	DR	PMGR	12	3631N-PG	
L6 4.1L 4097cc 250cid		A.T., Std. Delco Unit	DR	DD	12	3838N	
L6 4.1L 4097cc 250cid	1972-66	M.T.	DR	DD	12	3686N	
L6 4.1L 4097cc 250cid	1971-68	A.T., w/PowerGlide, Std. Delco Unit	DR	DD	12	3838N	
L6 4.1L 4097cc 250cid	1971-66	A.T., PowerGlide, Opt. Hi Performance PG260M	DR	PMGR	12	3631N-PG	
L6 4.1L 4097cc 250cid	1970-66	w/PowerGlide, Std. Delco Unit	DR	DD	12	3838N	
L6 4.1L 4098cc 250cid	1974-73	M.T., Delco "PG" Series High Performance upgrade	DR	PMGR	12	3510N-PG	
L6 4.1L 4098cc 250cid		M.T., Std. Unit	DR	DD	12	3510N	3510N-PG
L6 4.1L 4098cc 250cid	1974-72	A.T., Opt. Hi Performance PG260M	DR	PMGR	12	3631N-PG	
L6 4.1L 4098cc 250cid		A.T., Std. Delco Unit	DR	DD	12	3838N	
L6 4.1L 4098cc 250cid	1972-66	M.T.	DR	DD	12	3686N	
L6 4.1L 4098cc 250cid	1967-66	A.T., PowerGlide, Opt. Hi Performance PG260M	DR	PMGR	12	3631N-PG	
L6 4.1L 4098cc 250cid		w/PowerGlide, Std. Delco Unit	DR	DD	12	3838N	
L6 4.8L 292cid	1974	M.T., VIN S	DR	DD	12	3686N	
L6 4.8L 292cid		VIN T, Delco "PG" Series High Performance upgrade	DR	PMGR	12	3510N-PG	
L6 4.8L 292cid		VIN T, Std. Unit	DR	DD	12	3510N	3510N-PG
L6 4.8L 292cid	1973	Delco "PG" Series High Performance upgrade	DR	PMGR	12	3510N-PG	
L6 4.8L 292cid		Std. Unit	DR	DD	12	3510N	3510N-PG
L6 4.8L 292cid	1972-69	M.T.	DR	DD	12	3686N	
L6 4.8L 292cid	1971-69	A.T., PowerGlide, Opt. Hi Performance PG260M	DR	PMGR	12	3631N-PG	
L6 4.8L 292cid		w/PowerGlide, Std. Delco Unit	DR	DD	12	3838N	
L6 4.8L 292cid	1968	Std. Unit	DR	DD	12	3686N	
L6 4.8L 4786cc 292cid	1974	M.T., VIN S	DR	DD	12	3686N	
L6 4.8L 4786cc 292cid		VIN T, Delco "PG" Series High Performance upgrade	DR	PMGR	12	3510N-PG	
L6 4.8L 4786cc 292cid		VIN T, Std. Unit	DR	DD	12	3510N	3510N-PG
L6 4.8L 4786cc 292cid	1973	Delco "PG" Series High Performance upgrade	DR	PMGR	12	3510N-PG	
L6 4.8L 4786cc 292cid		Std. Unit	DR	DD	12	3510N	3510N-PG
L6 4.8L 4801cc 292cid	1974	M.T., VIN S	DR	DD	12	3686N	
L6 4.8L 4801cc 292cid		VIN T, Delco "PG" Series High Performance upgrade	DR	PMGR	12	3510N-PG	
L6 4.8L 4801cc 292cid		VIN T, Std. Unit	DR	DD	12	3510N	3510N-PG
L6 4.8L 4801cc 292cid	1973	Delco "PG" Series High Performance upgrade	DR	PMGR	12	3510N-PG	
L6 4.8L 4801cc 292cid		Std. Unit	DR	DD	12	3510N	3510N-PG
L6 4.8L 4801cc 292cid	1972-69	M.T.	DR	DD	12	3686N	
L6 4.8L 4801cc 292cid	1971-70	w/PowerGlide, Std. Delco Unit	DR	DD	12	3838N	
L6 4.8L 4801cc 292cid	1971-69	A.T., PowerGlide, Opt. Hi Performance PG260M	DR	PMGR	12	3631N-PG	
L6 4.8L 4801cc 292cid	1969	A.T., w/PowerGlide, Std. Delco Unit	DR	DD	12	3838N	
L6 4.8L 4801cc 292cid	1968-66	Std. Unit	DR	DD	12	3686N	
V8 4.6L 4638cc 283cid	1967	w/PowerGlide, Std. Delco Unit	DR	DD	12	3838N	
V8 4.6L 4638cc 283cid	1967-66	A.T., PowerGlide, Opt. Hi Performance PG260M	DR	PMGR	12	3631N-PG	
V8 4.6L 4638cc 283cid		w/3-Spd. Trans	DR	DD	12	3686N	

STARTERS

ENGINE	YEAR	APPLICATION	Mfg	Type	Volt	PART NO.	OPT. NO.
GMC (Cont'd)							
C25/C2500 Pickup (Cont'd)							
V8 4.6L 4638cc 283cid	1967-66	w/Hydromatic Trans	DR	DD	12	3560R	
V8 4.6L 4638cc 283cid	1966	A.T., w/PowerGlide, Std. Delco Unit	DR	DD	12	3838N	
V8 5.0L 307cid	1973	Opt. Hi Performance PG260M	DR	PMGR	12	3631N-PG	
V8 5.0L 307cid		Std. Delco Unit	DR	DD	12	3838N	
V8 5.0L 307cid	1972	Std. Unit	DR	DD	12	3686N	
V8 5.0L 307cid	1971-68	A.T., PowerGlide, Opt. Hi Performance PG260M	DR	PMGR	12	3631N-PG	
V8 5.0L 307cid		M.T.	DR	DD	12	3686N	
V8 5.0L 307cid		w/A.T., Hydromatic	DR	DD	12	3560R	
V8 5.0L 307cid		w/PowerGlide, Std. Delco Unit	DR	DD	12	3838N	
V8 5.0L 307cid	1970	A.T., w/PowerGlide, Std. Delco Unit	DR	DD	12	3838N	
V8 5.0L 5031cc 307cid	1973	Opt. Hi Performance PG260M	DR	PMGR	12	3631N-PG	
V8 5.0L 5031cc 307cid		Std. Delco Unit	DR	DD	12	3838N	
V8 5.0L 5031cc 307cid	1972	Std. Unit	DR	DD	12	3686N	
V8 5.0L 5031cc 307cid	1971-68	A.T., PowerGlide, Opt. Hi Performance PG260M	DR	PMGR	12	3631N-PG	
V8 5.0L 5031cc 307cid		M.T.	DR	DD	12	3686N	
V8 5.0L 5031cc 307cid		w/A.T., Hydromatic	DR	DD	12	3560R	
V8 5.0L 5031cc 307cid		w/PowerGlide, Std. Delco Unit	DR	DD	12	3838N	
V8 5.0L 5031cc 307cid	1970	A.T., w/PowerGlide, Std. Delco Unit	DR	DD	12	3838N	
V8 5.4L 327cid	1968	A.T., PowerGlide, Opt. Hi Performance PG260M	DR	PMGR	12	3631N-PG	
V8 5.4L 327cid		w/A.T., Hydromatic	DR	DD	12	3627R	
V8 5.4L 327cid		w/M.T., 3-Spd	DR	DD	12	3686N	
V8 5.4L 327cid		w/M.T., 4-Spd. or 5-Spd.	DR	DD	12	3633N	
V8 5.4L 327cid		w/PowerGlide, Std. Delco Unit	DR	DD	12	3838N	
V8 5.7L 350cid	1974-73	Delco "PG" Series High Performance upgrade	DR	PMGR	12	3510N-PG	
V8 5.7L 350cid		Std. Unit	DR	DD	12	3510N	3510N-PG
V8 5.7L 350cid	1972	A.T., Delco "PG" Series High Performance upgrade	DR	PMGR	12	3510N-PG	
V8 5.7L 350cid		A.T., Std. Unit	DR	DD	12	3510N	3510N-PG
V8 5.7L 350cid		M.T.	DR	DD	12	3689N	
V8 5.7L 350cid	1971-70	M.T.	DR	DD	12	3686N	
V8 5.7L 350cid		w/CBC or PowerGlide Trans	DR	DD	12	3627R	
V8 5.7L 350cid		w/PowerMatic Trans	DR	DD	12	3686N	
V8 5.7L 350cid	1969	Std. Unit	DR	DD	12	3633N	
V8 5.7L 5736cc 350cid	1974-73	Delco "PG" Series High Performance upgrade	DR	PMGR	12	3510N-PG	
V8 5.7L 5736cc 350cid		Std. Unit	DR	DD	12	3510N	3510N-PG
V8 5.7L 5736cc 350cid	1972	A.T., Delco "PG" Series High Performance upgrade	DR	PMGR	12	3510N-PG	
V8 5.7L 5736cc 350cid		A.T., Std. Unit	DR	DD	12	3510N	3510N-PG
V8 5.7L 5736cc 350cid		M.T.	DR	DD	12	3689N	
V8 5.7L 5736cc 350cid	1971-70	M.T.	DR	DD	12	3686N	
V8 5.7L 5736cc 350cid		w/CBC or PowerGlide Trans	DR	DD	12	3627R	
V8 5.7L 5736cc 350cid		w/PowerMatic Trans	DR	DD	12	3686N	
V8 5.7L 5736cc 350cid	1969	Std. Unit	DR	DD	12	3633N	
V8 5.7L 5737cc 350cid	1974	Delco "PG" Series High Performance upgrade	DR	PMGR	12	3510N-PG	
V8 5.7L 5737cc 350cid		Std. Unit	DR	DD	12	3510N	3510N-PG
V8 6.5L 396cid	1969-68	Std. Unit	DR	DD	12	3686N	
V8 6.5L 6489cc 396cid		Std. Unit	DR	DD	12	3686N	
V8 6.6L 402cid	1972-71	A.T.	DR	DD	12	3560R	
V8 6.6L 402cid	1972-70	M.T.	DR	DD	12	3686N	
V8 6.6L 402cid	1970	w/PowerMatic Trans	DR	DD	12	3533R	
V8 6.6L 6588cc 402cid	1972-71	A.T.	DR	DD	12	3560R	
V8 6.6L 6588cc 402cid	1972-70	M.T.	DR	DD	12	3686N	
V8 6.6L 6588cc 402cid	1970	w/PowerMatic Trans	DR	DD	12	3533R	
V8 7.4L 454cid	1974-73	Delco "PG" Series High Performance upgrade	DR	PMGR	12	3510N-PG	
V8 7.4L 454cid		Std. Unit	DR	DD	12	3510N	3510N-PG
V8 7.4L 7439cc 454cid		Delco "PG" Series High Performance upgrade	DR	PMGR	12	3510N-PG	
V8 7.4L 7439cc 454cid		Std. Unit	DR	DD	12	3510N	3510N-PG
V8 7.4L 7441cc 454cid		Delco "PG" Series High Performance upgrade	DR	PMGR	12	3510N-PG	
V8 7.4L 7441cc 454cid		Std. Unit	DR	DD	12	3510N	3510N-PG
C25/C2500 Suburban							
L6 4.1L 250cid	1974-73	M.T., Delco "PG" Series High Performance upgrade	DR	PMGR	12	3510N-PG	
L6 4.1L 250cid		M.T., Std. Unit	DR	DD	12	3510N	3510N-PG
L6 4.1L 250cid	1974-72	A.T., Opt. Hi Performance PG260M	DR	PMGR	12	3631N-PG	
L6 4.1L 250cid		A.T., Std. Delco Unit	DR	DD	12	3838N	
L6 4.1L 250cid	1972-68	M.T.	DR	DD	12	3686N	
L6 4.1L 250cid	1971-68	A.T., PowerGlide, Opt. Hi Performance PG260M	DR	PMGR	12	3631N-PG	
L6 4.1L 250cid		w/PowerGlide, Std. Delco Unit	DR	DD	12	3838N	

STARTERS

STARTERS

ENGINE	YEAR	APPLICATION	Mfg	Type	Volt	PART NO.	OPT. NO.
GMC (Cont'd)							
C25/C2500 Suburban (Cont'd)							
L6 4.1L 4097cc 250cid	1974-73	M.T., Delco "PG" Series High Performance upgrade	DR	PMGR	12	3510N-PG	
L6 4.1L 4097cc 250cid		M.T., Std. Unit	DR	DD	12	3510N	3510N-PG
L6 4.1L 4097cc 250cid	1974-72	A.T., Opt. Hi Performance PG260M	DR	PMGR	12	3631N-PG	
L6 4.1L 4097cc 250cid		A.T., Std. Delco Unit	DR	DD	12	3838N	
L6 4.1L 4097cc 250cid	1972-68	M.T.	DR	DD	12	3686N	
L6 4.1L 4097cc 250cid	1971-68	A.T., PowerGlide, Opt. Hi Performance PG260M	DR	PMGR	12	3631N-PG	
L6 4.1L 4097cc 250cid		w/PowerGlide, Std. Delco Unit	DR	DD	12	3838N	
L6 4.1L 4098cc 250cid	1974-73	M.T., Delco "PG" Series High Performance upgrade	DR	PMGR	12	3510N-PG	
L6 4.1L 4098cc 250cid		M.T., Std. Unit	DR	DD	12	3510N	3510N-PG
L6 4.1L 4098cc 250cid	1974-72	A.T., Opt. Hi Performance PG260M	DR	PMGR	12	3631N-PG	
L6 4.1L 4098cc 250cid		A.T., Std. Delco Unit	DR	DD	12	3838N	
L6 4.1L 4098cc 250cid	1972	M.T.	DR	DD	12	3686N	
L6 4.8L 292cid	1974-73	Delco "PG" Series High Performance upgrade	DR	PMGR	12	3510N-PG	
L6 4.8L 292cid		Std. Unit	DR	DD	12	3510N	3510N-PG
L6 4.8L 292cid	1972-69	M.T.	DR	DD	12	3686N	
L6 4.8L 292cid	1971	A.T., w/PowerGlide, Std. Delco Unit	DR	DD	12	3838N	
L6 4.8L 292cid	1971-69	A.T., PowerGlide, Opt. Hi Performance PG260M	DR	PMGR	12	3631N-PG	
L6 4.8L 292cid	1970-69	w/PowerGlide, Std. Delco Unit	DR	DD	12	3838N	
L6 4.8L 292cid	1968	Std. Unit	DR	DD	12	3686N	
L6 4.8L 4786cc 292cid	1974-73	Delco "PG" Series High Performance upgrade	DR	PMGR	12	3510N-PG	
L6 4.8L 4786cc 292cid		Std. Unit	DR	DD	12	3510N	3510N-PG
L6 4.8L 4801cc 292cid		Delco "PG" Series High Performance upgrade	DR	PMGR	12	3510N-PG	
L6 4.8L 4801cc 292cid		Std. Unit	DR	DD	12	3510N	3510N-PG
L6 4.8L 4801cc 292cid	1972-69	M.T.	DR	DD	12	3686N	
L6 4.8L 4801cc 292cid	1971	A.T., w/PowerGlide, Std. Delco Unit	DR	DD	12	3838N	
L6 4.8L 4801cc 292cid	1971-69	A.T., PowerGlide, Opt. Hi Performance PG260M	DR	PMGR	12	3631N-PG	
L6 4.8L 4801cc 292cid	1970-69	w/PowerGlide, Std. Delco Unit	DR	DD	12	3838N	
L6 4.8L 4801cc 292cid	1968	Std. Unit	DR	DD	12	3686N	
V8 5.0L 307cid	1973	Opt. Hi Performance PG260M	DR	PMGR	12	3631N-PG	
V8 5.0L 307cid		Std. Delco Unit	DR	DD	12	3838N	
V8 5.0L 307cid	1972	Std. Unit	DR	DD	12	3686N	
V8 5.0L 307cid	1971-68	A.T., PowerGlide, Opt. Hi Performance PG260M	DR	PMGR	12	3631N-PG	
V8 5.0L 307cid		M.T.	DR	DD	12	3686N	
V8 5.0L 307cid		w/A.T., Hydromatic	DR	DD	12	3560R	
V8 5.0L 307cid		w/PowerGlide, Std. Delco Unit	DR	DD	12	3838N	
V8 5.0L 307cid	1970	A.T., w/PowerGlide, Std. Delco Unit	DR	DD	12	3838N	
V8 5.0L 5031cc 307cid	1973	Opt. Hi Performance PG260M	DR	PMGR	12	3631N-PG	
V8 5.0L 5031cc 307cid		Std. Delco Unit	DR	DD	12	3838N	
V8 5.0L 5031cc 307cid	1972	Std. Unit	DR	DD	12	3686N	
V8 5.0L 5031cc 307cid	1971-70	A.T., w/PowerGlide, Std. Delco Unit	DR	DD	12	3838N	
V8 5.0L 5031cc 307cid	1971-68	A.T., PowerGlide, Opt. Hi Performance PG260M	DR	PMGR	12	3631N-PG	
V8 5.0L 5031cc 307cid		M.T.	DR	DD	12	3686N	
V8 5.0L 5031cc 307cid		w/A.T., Hydromatic	DR	DD	12	3560R	
V8 5.0L 5031cc 307cid	1969-68	w/PowerGlide, Std. Delco Unit	DR	DD	12	3838N	
V8 5.4L 327cid	1968	A.T., PowerGlide, Opt. Hi Performance PG260M	DR	PMGR	12	3631N-PG	
V8 5.4L 327cid		w/A.T., Hydromatic	DR	DD	12	3627R	
V8 5.4L 327cid		w/M.T., 3-Spd	DR	DD	12	3686N	
V8 5.4L 327cid		w/M.T., 4-Spd. or 5-Spd.	DR	DD	12	3633N	
V8 5.4L 327cid		w/PowerGlide, Std. Delco Unit	DR	DD	12	3838N	
V8 5.7L 350cid	1974	Delco "PG" Series High Performance upgrade	DR	PMGR	12	3510N-PG	
V8 5.7L 350cid		Std. Unit	DR	DD	12	3510N	3510N-PG
V8 5.7L 350cid	1972	A.T., Delco "PG" Series High Performance upgrade	DR	PMGR	12	3510N-PG	
V8 5.7L 350cid		A.T., Std. Unit	DR	DD	12	3510N	3510N-PG
V8 5.7L 350cid		M.T.	DR	DD	12	3689N	
V8 5.7L 350cid	1971-70	M.T.	DR	DD	12	3686N	
V8 5.7L 350cid		w/CBC or PowerGlide Trans	DR	DD	12	3627R	
V8 5.7L 350cid		w/PowerMatic Trans	DR	DD	12	3686N	
V8 5.7L 350cid	1969	Std. Unit	DR	DD	12	3633N	
V8 5.7L 5736cc 350cid	1974-73	Delco "PG" Series High Performance upgrade	DR	PMGR	12	3510N-PG	
V8 5.7L 5736cc 350cid		Std. Unit	DR	DD	12	3510N	3510N-PG
V8 5.7L 5736cc 350cid	1972	A.T., Delco "PG" Series High Performance upgrade	DR	PMGR	12	3510N-PG	
V8 5.7L 5736cc 350cid		A.T., Std. Unit	DR	DD	12	3510N	3510N-PG
V8 5.7L 5736cc 350cid		M.T.	DR	DD	12	3689N	
V8 5.7L 5736cc 350cid	1971-70	M.T.	DR	DD	12	3686N	
V8 5.7L 5736cc 350cid		w/CBC or PowerGlide Trans	DR	DD	12	3627R	
V8 5.7L 5736cc 350cid		w/PowerMatic Trans	DR	DD	12	3686N	

STARTERS

ENGINE	YEAR	APPLICATION	Mfg	Type	Volt	PART NO.	OPT. NO.
GMC (Cont'd)							
C25/C2500 Suburban (Cont'd)							
V8 5.7L 5736cc 350cid	1969	Std. Unit	DR	DD	12	3633N	
V8 5.7L 5737cc 350cid	1974	Delco "PG" Series High Performance upgrade	DR	PMGR	12	3510N-PG	
V8 5.7L 5737cc 350cid		Std. Unit	DR	DD	12	3510N	3510N-PG
V8 5.7L 5737cc 350cid	1972	A.T., Delco "PG" Series High Performance upgrade	DR	PMGR	12	3510N-PG	
V8 5.7L 5737cc 350cid		A.T., Std. Unit	DR	DD	12	3510N	3510N-PG
V8 5.7L 5737cc 350cid		M.T.	DR	DD	12	3689N	
V8 6.5L 396cid	1969-68	Std. Unit	DR	DD	12	3686N	
V8 6.5L 6489cc 396cid		Std. Unit	DR	DD	12	3686N	
V8 6.6L 402cid	1972-71	A.T.	DR	DD	12	3560R	
V8 6.6L 402cid	1972-70	M.T.	DR	DD	12	3686N	
V8 6.6L 402cid	1970	w/PowerMatic Trans	DR	DD	12	3533R	
V8 6.6L 6588cc 402cid	1972-71	A.T.	DR	DD	12	3560R	
V8 6.6L 6588cc 402cid	1972-70	M.T.	DR	DD	12	3686N	
V8 6.6L 6588cc 402cid	1970	w/PowerMatic Trans	DR	DD	12	3533R	
V8 7.4L 454cid	1974	Delco "PG" Series High Performance upgrade	DR	PMGR	12	3510N-PG	
V8 7.4L 454cid		Std. Unit	DR	DD	12	3510N	3510N-PG
V8 7.4L 7439cc 454cid	1974-73	Delco "PG" Series High Performance upgrade	DR	PMGR	12	3510N-PG	
V8 7.4L 7439cc 454cid		Std. Unit	DR	DD	12	3510N	3510N-PG
V8 7.4L 7441cc 454cid	1974	Delco "PG" Series High Performance upgrade	DR	PMGR	12	3510N-PG	
V8 7.4L 7441cc 454cid		Std. Unit	DR	DD	12	3510N	3510N-PG
C2500							
L6 4.1L 250cid	1984-82	RWD	DR	DD	12	3510MN	
L6 4.1L 250cid	1981-79	Delco "PG" Series High Performance upgrade	DR	PMGR	12	3510N-PG	
L6 4.1L 250cid		Std. Unit	DR	DD	12	3510N	3510N-PG
L6 4.8L 292cid	1986-82	RWD	DR	DD	12	3510MN	
L6 4.8L 292cid	1981-79	Delco "PG" Series High Performance upgrade	DR	PMGR	12	3510N-PG	
L6 4.8L 292cid		Std. Unit	DR	DD	12	3510N	3510N-PG
V6 4.3L 262cid	1995-90	Std. Unit	DR	DD	12	6416N	
V6 4.3L 262cid	1989-88	Originally Equipped, PMGR Starter	DR	PMGR	12	6407N	6449N
V6 4.3L 262cid		Replacement Unit, DD Starter, 5MT	DR	DD	12	6313N	
V6 4.3L 262cid		Replacement Unit, DD Starter, SD210	DR	DD	12	6416N	
V6 4.3L 262cid	1986-85	Std. Unit	DR	DD	12	3510MN	
V8 5.0L 305cid	1998-97	SD255 Starter	DR	DD	12	6483N	
V8 5.0L 305cid	1996	SD260 Starter	DR	DD	12	6416N	
V8 5.0L 305cid	1995	Std. Unit	DR	DD	12	6416N	
V8 5.0L 305cid	1994-91	w/10mm Battery Post	DR	DD	12	3510MN	
V8 5.0L 305cid		w/8mm Battery Post	DR	DD	12	6416N	
V8 5.0L 305cid	1990-86	Std. Unit	DR	DD	12	3510MN	
V8 5.0L 305cid	1989	A.T.	DR	DD	12	3733N	
V8 5.0L 305cid		M.T.	DR	DD	12	3510MN	
V8 5.0L 305cid	1985	From Mid 1985	DR	DD	12	3510MN	
V8 5.0L 305cid		To Mid 1985	DR	DD	12	6313N	
V8 5.0L 305cid	1984	Std. Unit	DR	DD	12	6313N	
V8 5.0L 305cid	1983	VIN F	DR	DD	12	3510MN	
V8 5.0L 305cid		VIN H	DR	DD	12	6313N	
V8 5.0L 305cid	1982	Std. Unit	DR	DD	12	6313N	
V8 5.0L 305cid	1981	Std. Unit	DR	DD	12	6313N	
V8 5.0L 305cid	1980-79	Delco "PG" Series High Performance upgrade	DR	PMGR	12	3510N-PG	
V8 5.0L 305cid		Std. Unit	DR	DD	12	3510N	3510N-PG
V8 5.7L 350cid	2000-98	Std. Unit	DR	PMGR	12	6449N	
V8 5.7L 350cid	1997-95	DD Starter	DR	DD	12	6483N	
V8 5.7L 350cid	1997-94	PMGR Starter	DR	PMGR	12	6449N	
V8 5.7L 350cid	1994	DD Starter	DR	DD	12	3510MN	
V8 5.7L 350cid	1993-83	Std. Unit	DR	DD	12	3510MN	
V8 5.7L 350cid	1982	A.T., VIN M	DR	DD	12	3510MN	
V8 5.7L 350cid		M.T., VIN M	DR	DD	12	3686N	
V8 5.7L 350cid		VIN L	DR	DD	12	3510MN	
V8 5.7L 350cid	1981	Diesel, Aluminum Front Housing	DR	DD	12	3725R	
V8 5.7L 350cid	1981-79	Delco "PG" Series High Performance upgrade	DR	PMGR	12	3510N-PG	
V8 5.7L 350cid		Std. Unit	DR	DD	12	3510N	3510N-PG
V8 5.7L 350cid	1979	Diesel, Cast Iron Front Housing	DR	DD	12	3601R	
V8 6.2L 379cid	1993-89	Diesel	DR	OSGR	12	6469N	
V8 6.2L 379cid	1988-82	Diesel	DR	OSGR	12	6469N	
V8 6.5L 395cid	2000-92	Diesel	DR	OSGR	12	6469N	
V8 6.6L 400cid	1979	Delco "PG" Series High Performance upgrade	DR	PMGR	12	3510N-PG	

STARTERS

STARTERS

ENGINE	YEAR	APPLICATION	Mfg	Type	Volt	PART NO.	OPT. NO.
GMC (Cont'd)							
C2500 (Cont'd)							
V8 6.6L 400cid	1979	Std. Unit	DR	DD	12	3510N	3510N-PG
V8 7.4L 454cid	2000-95	Std. Unit	DR	PMGR	12	6449N	
V8 7.4L 454cid	1994	DD Starter	DR	DD	12	3510MN	
V8 7.4L 454cid		PMGR Starter	DR	PMGR	12	6449N	
V8 7.4L 454cid	1993-82	Std. Unit	DR	DD	12	3510MN	
V8 7.4L 454cid	1981-79	Delco "PG" Series High Performance upgrade	DR	PMGR	12	3510N-PG	
V8 7.4L 454cid		Std. Unit	DR	DD	12	3510N	3510N-PG
C2500 Suburban							
L6 4.8L 292cid	1984	A.T.	DR	DD	12	3733N	
L6 4.8L 292cid		M.T.	DR	DD	12	3510MN	
L6 4.8L 292cid	1982	Std. Unit	DR	DD	12	3733N	
L6 4.8L 292cid	1981-79	Delco "PG" Series High Performance upgrade	DR	PMGR	12	3510N-PG	
L6 4.8L 292cid		Std. Unit	DR	DD	12	3510N	3510N-PG
V8 5.0L 305cid	1986	Std. Unit	DR	DD	12	3510MN	
V8 5.0L 305cid	1985	From Mid 1985	DR	DD	12	3510MN	
V8 5.0L 305cid		To Mid 1985	DR	DD	12	6313N	
V8 5.0L 305cid	1984	Std. Unit	DR	DD	12	6313N	
V8 5.0L 305cid	1983	VIN F	DR	DD	12	3510MN	
V8 5.0L 305cid		VIN H	DR	DD	12	6313N	
V8 5.0L 305cid	1982	Std. Unit	DR	DD	12	6313N	
V8 5.7L 350cid	1999-96	DD Starter	DR	DD	12	6483N	
V8 5.7L 350cid	1999-94	PMGR Starter	DR	PMGR	12	6449N	
V8 5.7L 350cid	1995	PG260 Starter	DR	PMGR	12	6449N	
V8 5.7L 350cid	1994	DD Starter	DR	DD	12	3510MN	
V8 5.7L 350cid	1993-83	Std. Unit	DR	DD	12	3510MN	
V8 5.7L 350cid	1982	A.T., VIN M	DR	DD	12	3510MN	
V8 5.7L 350cid		M.T., VIN M	DR	DD	12	3686N	
V8 5.7L 350cid		VIN L	DR	DD	12	3510MN	
V8 5.7L 350cid	1981	Delco "PG" Series High Performance upgrade	DR	PMGR	12	3510N-PG	
V8 5.7L 350cid		Std. Unit	DR	DD	12	3510N	3510N-PG
V8 5.7L 350cid	1980	DIESEL	DR	DD	12	3725R	
V8 5.7L 350cid	1980-79	GAS, Delco "PG" Series High Performance upgrade	DR	PMGR	12	3510N-PG	
V8 5.7L 350cid		GAS, Std. Unit	DR	DD	12	3510N	3510N-PG
V8 6.2L 379cid	1986-82	Diesel	DR	OSGR	12	6469N	
V8 6.2L 379cid	1984	A.T., Diesel	DR	OSGR	12	6468N	6469N
V8 6.2L 379cid		M.T., Diesel	DR	OSGR	12	6469N	
V8 6.5L 395cid	1999-94	Diesel	DR	OSGR	12	6469N	
V8 6.6L 400cid	1980	Delco "PG" Series High Performance upgrade	DR	PMGR	12	3510N-PG	
V8 6.6L 400cid		Std. Unit	DR	DD	12	3510N	3510N-PG
V8 7.4L 454cid	1999-95	Std. Unit	DR	PMGR	12	6449N	
V8 7.4L 454cid	1994	DD Starter	DR	DD	12	3510MN	
V8 7.4L 454cid		PMGR Starter	DR	PMGR	12	6449N	
V8 7.4L 454cid	1993-82	Std. Unit	DR	DD	12	3510MN	
V8 7.4L 454cid	1981-79	Delco "PG" Series High Performance upgrade	DR	PMGR	12	3510N-PG	
V8 7.4L 454cid		Std. Unit	DR	DD	12	3510N	3510N-PG
C35							
L6 4.1L 250cid	1978-75	Delco "PG" Series High Performance upgrade	DR	PMGR	12	3510N-PG	
L6 4.1L 250cid		Std. Unit	DR	DD	12	3510N	3510N-PG
L6 4.8L 292cid		Delco "PG" Series High Performance upgrade	DR	PMGR	12	3510N-PG	
L6 4.8L 292cid		Std. Unit	DR	DD	12	3510N	3510N-PG
L6 4.8L 292cid	1977-76	A.T., Delco "PG" Series High Performance upgrade	DR	PMGR	12	3510N-PG	
L6 4.8L 292cid		A.T., Std. Unit	DR	DD	12	3510N	3510N-PG
L6 4.8L 292cid		w/3-Spd. M.T., Delco "PG" Series High Performance upgrade	DR	PMGR	12	3510N-PG	
L6 4.8L 292cid		w/3-Spd. M.T., Std. Unit	DR	DD	12	3510N	3510N-PG
L6 4.8L 292cid		w/4-Spd. M.T.	DR	DD	12	3686N	
V8 5.0L 305cid	1978	Delco "PG" Series High Performance upgrade	DR	PMGR	12	3510N-PG	
V8 5.0L 305cid		Std. Unit	DR	DD	12	3510N	3510N-PG
V8 5.7L 350cid		Diesel, Cast Iron Front Housing	DR	DD	12	3601R	
V8 5.7L 350cid	1978-75	Delco "PG" Series High Performance upgrade	DR	PMGR	12	3510N-PG	
V8 5.7L 350cid		Std. Unit	DR	DD	12	3510N	3510N-PG
V8 6.6L 400cid	1978-76	Delco "PG" Series High Performance upgrade	DR	PMGR	12	3510N-PG	
V8 6.6L 400cid		Std. Unit	DR	DD	12	3510N	3510N-PG
V8 7.4L 454cid	1978-75	Delco "PG" Series High Performance upgrade	DR	PMGR	12	3510N-PG	
V8 7.4L 454cid		Std. Unit	DR	DD	12	3510N	3510N-PG

STARTERS

ENGINE	YEAR	APPLICATION	Mfg	Type	Volt	PART NO.	OPT. NO.
GMC (Cont'd)							
C35 Pickup							
L6 4.1L 4097cc 250cid	1966	A.T., PowerGlide, Opt. Hi Performance PG260M	DR	PMGR	12	3631N-PG	
L6 4.1L 4097cc 250cid		M.T.	DR	DD	12	3686N	
L6 4.1L 4097cc 250cid		w/PowerGlide, Std. Delco Unit	DR	DD	12	3838N	
L6 4.8L 4801cc 292cid		Std. Unit	DR	DD	12	3686N	
V8 4.6L 4638cc 283cid		A.T., PowerGlide, Opt. Hi Performance PG260M	DR	PMGR	12	3631N-PG	
V8 4.6L 4638cc 283cid		w/3-Spd. Trans	DR	DD	12	3686N	
V8 4.6L 4638cc 283cid		w/Hydromatic Trans	DR	DD	12	3560R	
V8 4.6L 4638cc 283cid		w/PowerGlide, Std. Delco Unit	DR	DD	12	3838N	
C35/C3500 Pickup							
L6 4.1L 250cid	1974-73	M.T., Delco "PG" Series High Performance upgrade	DR	PMGR	12	3510N-PG	
L6 4.1L 250cid		M.T., Std. Unit	DR	DD	12	3510N	3510N-PG
L6 4.1L 250cid	1974-72	A.T., Opt. Hi Performance PG260M	DR	PMGR	12	3631N-PG	
L6 4.1L 250cid		A.T., Std. Delco Unit	DR	DD	12	3838N	
L6 4.1L 250cid	1972-68	M.T.	DR	DD	12	3686N	
L6 4.1L 250cid	1971-69	w/PowerGlide, Std. Delco Unit	DR	DD	12	3838N	
L6 4.1L 250cid	1971-68	A.T., PowerGlide, Opt. Hi Performance PG260M	DR	PMGR	12	3631N-PG	
L6 4.1L 250cid	1968	A.T., w/PowerGlide, Std. Delco Unit	DR	DD	12	3838N	
L6 4.1L 4097cc 250cid	1974-73	M.T., Delco "PG" Series High Performance upgrade	DR	PMGR	12	3510N-PG	
L6 4.1L 4097cc 250cid		M.T., Std. Unit	DR	DD	12	3510N	3510N-PG
L6 4.1L 4097cc 250cid	1974-72	A.T., Opt. Hi Performance PG260M	DR	PMGR	12	3631N-PG	
L6 4.1L 4097cc 250cid		A.T., Std. Delco Unit	DR	DD	12	3838N	
L6 4.1L 4097cc 250cid	1972-67	M.T.	DR	DD	12	3686N	
L6 4.1L 4097cc 250cid	1971-69	w/PowerGlide, Std. Delco Unit	DR	DD	12	3838N	
L6 4.1L 4097cc 250cid	1971-67	A.T., PowerGlide, Opt. Hi Performance PG260M	DR	PMGR	12	3631N-PG	
L6 4.1L 4097cc 250cid	1968-67	A.T., w/PowerGlide, Std. Delco Unit	DR	DD	12	3838N	
L6 4.1L 4098cc 250cid	1974-73	M.T., Delco "PG" Series High Performance upgrade	DR	PMGR	12	3510N-PG	
L6 4.1L 4098cc 250cid		M.T., Std. Unit	DR	DD	12	3510N	3510N-PG
L6 4.1L 4098cc 250cid	1974-72	A.T., Opt. Hi Performance PG260M	DR	PMGR	12	3631N-PG	
L6 4.1L 4098cc 250cid		A.T., Std. Delco Unit	DR	DD	12	3838N	
L6 4.1L 4098cc 250cid	1972-67	M.T.	DR	DD	12	3686N	
L6 4.1L 4098cc 250cid	1967	A.T., PowerGlide, Opt. Hi Performance PG260M	DR	PMGR	12	3631N-PG	
L6 4.1L 4098cc 250cid		A.T., w/PowerGlide, Std. Delco Unit	DR	DD	12	3838N	
L6 4.8L 292cid	1974	M.T., VIN S	DR	DD	12	3686N	
L6 4.8L 292cid		VIN T, Delco "PG" Series High Performance upgrade	DR	PMGR	12	3510N-PG	
L6 4.8L 292cid		VIN T, Std. Unit	DR	DD	12	3510N	3510N-PG
L6 4.8L 292cid	1973	Delco "PG" Series High Performance upgrade	DR	PMGR	12	3510N-PG	
L6 4.8L 292cid		Std. Unit	DR	DD	12	3510N	3510N-PG
L6 4.8L 292cid	1972-69	M.T.	DR	DD	12	3686N	
L6 4.8L 292cid	1971-70	A.T., w/PowerGlide, Std. Delco Unit	DR	DD	12	3838N	
L6 4.8L 292cid	1971-69	A.T., PowerGlide, Opt. Hi Performance PG260M	DR	PMGR	12	3631N-PG	
L6 4.8L 292cid	1969	w/PowerGlide, Std. Delco Unit	DR	DD	12	3838N	
L6 4.8L 292cid	1968	Std. Unit	DR	DD	12	3686N	
L6 4.8L 4786cc 292cid	1974	M.T., VIN S	DR	DD	12	3686N	
L6 4.8L 4786cc 292cid		VIN T, Delco "PG" Series High Performance upgrade	DR	PMGR	12	3510N-PG	
L6 4.8L 4786cc 292cid		VIN T, Std. Unit	DR	DD	12	3510N	3510N-PG
L6 4.8L 4786cc 292cid	1973	Delco "PG" Series High Performance upgrade	DR	PMGR	12	3510N-PG	
L6 4.8L 4786cc 292cid		Std. Unit	DR	DD	12	3510N	3510N-PG
L6 4.8L 4801cc 292cid	1974	M.T., VIN S	DR	DD	12	3686N	
L6 4.8L 4801cc 292cid		VIN T, Delco "PG" Series High Performance upgrade	DR	PMGR	12	3510N-PG	
L6 4.8L 4801cc 292cid		VIN T, Std. Unit	DR	DD	12	3510N	3510N-PG
L6 4.8L 4801cc 292cid	1973	Delco "PG" Series High Performance upgrade	DR	PMGR	12	3510N-PG	
L6 4.8L 4801cc 292cid		Std. Unit	DR	DD	12	3510N	3510N-PG
L6 4.8L 4801cc 292cid	1972-69	M.T.	DR	DD	12	3686N	
L6 4.8L 4801cc 292cid	1971	A.T., w/PowerGlide, Std. Delco Unit	DR	DD	12	3838N	
L6 4.8L 4801cc 292cid	1971-69	A.T., PowerGlide, Opt. Hi Performance PG260M	DR	PMGR	12	3631N-PG	
L6 4.8L 4801cc 292cid	1970-69	w/PowerGlide, Std. Delco Unit	DR	DD	12	3838N	
L6 4.8L 4801cc 292cid	1968-67	Std. Unit	DR	DD	12	3686N	
V8 4.6L 4638cc 283cid	1967	A.T., PowerGlide, Opt. Hi Performance PG260M	DR	PMGR	12	3631N-PG	
V8 4.6L 4638cc 283cid		A.T., w/PowerGlide, Std. Delco Unit	DR	DD	12	3838N	
V8 4.6L 4638cc 283cid		w/3-Spd. Trans	DR	DD	12	3686N	
V8 4.6L 4638cc 283cid		w/Hydromatic Trans	DR	DD	12	3560R	
V8 5.0L 307cid	1973	Opt. Hi Performance PG260M	DR	PMGR	12	3631N-PG	
V8 5.0L 307cid		Std. Delco Unit	DR	DD	12	3838N	
V8 5.0L 307cid	1972	Std. Unit	DR	DD	12	3686N	
V8 5.0L 307cid	1971-68	A.T., PowerGlide, Opt. Hi Performance PG260M	DR	PMGR	12	3631N-PG	
V8 5.0L 307cid		M.T.	DR	DD	12	3686N	

STARTERS

STARTERS

ENGINE	YEAR	APPLICATION	Mfg	Type	Volt	PART NO.	OPT. NO.
GMC (Cont'd)							
C35/C3500 Pickup (Cont'd)							
V8 5.0L 307cid	1971-68	w/A.T., Hydromatic	DR	DD	12	3560R	
V8 5.0L 307cid		w/PowerGlide, Std. Delco Unit	DR	DD	12	3838N	
V8 5.0L 307cid	1970	A.T., w/PowerGlide, Std. Delco Unit	DR	DD	12	3838N	
V8 5.0L 5031cc 307cid	1973	Opt. Hi Performance PG260M	DR	PMGR	12	3631N-PG	
V8 5.0L 5031cc 307cid		Std. Delco Unit	DR	DD	12	3838N	
V8 5.0L 5031cc 307cid	1972	Std. Unit	DR	DD	12	3686N	
V8 5.0L 5031cc 307cid	1971-69	w/PowerGlide, Std. Delco Unit	DR	DD	12	3838N	
V8 5.0L 5031cc 307cid	1971-68	A.T., PowerGlide, Opt. Hi Performance PG260M	DR	PMGR	12	3631N-PG	
V8 5.0L 5031cc 307cid		M.T.	DR	DD	12	3686N	
V8 5.0L 5031cc 307cid		w/A.T., Hydromatic	DR	DD	12	3560R	
V8 5.0L 5031cc 307cid	1970-68	A.T., w/PowerGlide, Std. Delco Unit	DR	DD	12	3838N	
V8 5.4L 327cid	1968	A.T., PowerGlide, Opt. Hi Performance PG260M	DR	PMGR	12	3631N-PG	
V8 5.4L 327cid		w/A.T., Hydromatic	DR	DD	12	3627R	
V8 5.4L 327cid		w/M.T., 3-Spd	DR	DD	12	3686N	
V8 5.4L 327cid		w/M.T., 4-Spd. or 5-Spd.	DR	DD	12	3633N	
V8 5.4L 327cid		w/PowerGlide, Std. Delco Unit	DR	DD	12	3838N	
V8 5.7L 350cid	1974-73	Delco "PG" Series High Performance upgrade	DR	PMGR	12	3510N-PG	
V8 5.7L 350cid		Std. Unit	DR	DD	12	3510N	3510N-PG
V8 5.7L 350cid	1972	A.T., Delco "PG" Series High Performance upgrade	DR	PMGR	12	3510N-PG	
V8 5.7L 350cid		A.T., Std. Unit	DR	DD	12	3510N	3510N-PG
V8 5.7L 350cid		M.T.	DR	DD	12	3689N	
V8 5.7L 350cid	1971-70	M.T.	DR	DD	12	3686N	
V8 5.7L 350cid		w/CBC or PowerGlide Trans	DR	DD	12	3627R	
V8 5.7L 350cid		w/PowerMatic Trans	DR	DD	12	3686N	
V8 5.7L 350cid	1969	Std. Unit	DR	DD	12	3633N	
V8 5.7L 5736cc 350cid	1974-73	Delco "PG" Series High Performance upgrade	DR	PMGR	12	3510N-PG	
V8 5.7L 5736cc 350cid		Std. Unit	DR	DD	12	3510N	3510N-PG
V8 5.7L 5736cc 350cid	1972	A.T., Delco "PG" Series High Performance upgrade	DR	PMGR	12	3510N-PG	
V8 5.7L 5736cc 350cid		A.T., Std. Unit	DR	DD	12	3510N	3510N-PG
V8 5.7L 5736cc 350cid		M.T.	DR	DD	12	3689N	
V8 5.7L 5736cc 350cid	1971-70	M.T.	DR	DD	12	3686N	
V8 5.7L 5736cc 350cid		w/CBC or PowerGlide Trans	DR	DD	12	3627R	
V8 5.7L 5736cc 350cid		w/PowerMatic Trans	DR	DD	12	3686N	
V8 5.7L 5736cc 350cid	1969	Std. Unit	DR	DD	12	3633N	
V8 5.7L 5737cc 350cid	1974	Delco "PG" Series High Performance upgrade	DR	PMGR	12	3510N-PG	
V8 5.7L 5737cc 350cid		Std. Unit	DR	DD	12	3510N	3510N-PG
V8 6.5L 396cid	1969-68	Std. Unit	DR	DD	12	3686N	
V8 6.5L 6489cc 396cid		Std. Unit	DR	DD	12	3686N	
V8 6.6L 402cid	1972-71	A.T.	DR	DD	12	3560R	
V8 6.6L 402cid	1972-70	M.T.	DR	DD	12	3686N	
V8 6.6L 402cid	1970	w/PowerMatic Trans	DR	DD	12	3533R	
V8 6.6L 6588cc 402cid	1972-71	A.T.	DR	DD	12	3560R	
V8 6.6L 6588cc 402cid	1972-70	M.T.	DR	DD	12	3686N	
V8 6.6L 6588cc 402cid	1970	w/PowerMatic Trans	DR	DD	12	3533R	
V8 7.4L 454cid	1974-73	Delco "PG" Series High Performance upgrade	DR	PMGR	12	3510N-PG	
V8 7.4L 454cid		Std. Unit	DR	DD	12	3510N	3510N-PG
V8 7.4L 7439cc 454cid		Delco "PG" Series High Performance upgrade	DR	PMGR	12	3510N-PG	
V8 7.4L 7439cc 454cid		Std. Unit	DR	DD	12	3510N	3510N-PG
V8 7.4L 7441cc 454cid		Delco "PG" Series High Performance upgrade	DR	PMGR	12	3510N-PG	
V8 7.4L 7441cc 454cid		Std. Unit	DR	DD	12	3510N	3510N-PG
C3500							
L6 4.1L 250cid	1980-79	Delco "PG" Series High Performance upgrade	DR	PMGR	12	3510N-PG	
L6 4.1L 250cid		Std. Unit	DR	DD	12	3510N	3510N-PG
L6 4.8L 292cid	1986-82	RWD	DR	DD	12	3510MN	
L6 4.8L 292cid	1981-79	Delco "PG" Series High Performance upgrade	DR	PMGR	12	3510N-PG	
L6 4.8L 292cid		Std. Unit	DR	DD	12	3510N	3510N-PG
V8 5.0L 305cid	1986	Std. Unit	DR	DD	12	3510MN	
V8 5.7L 350cid	2000-98	Std. Unit	DR	PMGR	12	6449N	
V8 5.7L 350cid	1997-95	DD Starter	DR	DD	12	6483N	
V8 5.7L 350cid	1997-94	PMGR Starter	DR	PMGR	12	6449N	
V8 5.7L 350cid	1994	DD Starter	DR	DD	12	3510MN	
V8 5.7L 350cid	1993-83	Std. Unit	DR	DD	12	3510MN	
V8 5.7L 350cid	1982	A.T., VIN M	DR	DD	12	3510MN	
V8 5.7L 350cid		M.T., VIN M	DR	DD	12	3686N	
V8 5.7L 350cid		VIN L	DR	DD	12	3510MN	

STARTERS

ENGINE	YEAR	APPLICATION	Mfg	Type	Volt	PART NO.	OPT. NO.
GMC (Cont'd)							
C3500 (Cont'd)							
V8 5.7L 350cid	1981	Diesel, Aluminum Front Housing	DR	DD	12	3725R	
V8 5.7L 350cid	1981-79	Delco "PG" Series High Performance upgrade	DR	PMGR	12	3510N-PG	3510N-PG
V8 5.7L 350cid		Std. Unit	DR	DD	12	3510N	
V8 5.7L 350cid	1979	Diesel, Cast Iron Front Housing	DR	DD	12	3601R	
V8 6.2L 379cid	1993-89	Diesel	DR	OSGR	12	6469N	
V8 6.2L 379cid	1988-82	Diesel	DR	OSGR	12	6469N	
V8 6.5L 395cid	2002-92	Diesel	DR	OSGR	12	6469N	
V8 6.6L 400cid	1979	Delco "PG" Series High Performance upgrade	DR	PMGR	12	3510N-PG	3510N-PG
V8 6.6L 400cid		Std. Unit	DR	DD	12	3510N	
V8 7.4L 454cid	2000-95	Std. Unit	DR	PMGR	12	6449N	
V8 7.4L 454cid	1994	DD Starter	DR	DD	12	3510MN	
V8 7.4L 454cid		PMGR Starter	DR	PMGR	12	6449N	
V8 7.4L 454cid	1993-82	Std. Unit	DR	DD	12	3510MN	
V8 7.4L 454cid	1981-79	Delco "PG" Series High Performance upgrade	DR	PMGR	12	3510N-PG	3510N-PG
V8 7.4L 454cid		Std. Unit	DR	DD	12	3510N	
V8 8.1L 496cid	2002	Delco Unit	DR	PMGR	12	6449N	
V8 8.1L 496cid		NDenso Unit	ND	OSGR	12	17880N	
V8 8.1L 496cid	2001	Std. Unit	DR	PMGR	12	6449N	
C3500HD							
V8 5.7L 350cid	2000-98	Std. Unit	DR	PMGR	12	6449N	
V8 5.7L 350cid	1997-95	DD Starter	DR	DD	12	6483N	
V8 5.7L 350cid	1997-94	PMGR Starter	DR	PMGR	12	6449N	
V8 5.7L 350cid	1994	DD Starter	DR	DD	12	3510MN	
V8 5.7L 350cid	1993-91	Std. Unit	DR	DD	12	3510MN	
V8 6.2L 379cid		Diesel	DR	OSGR	12	6469N	
V8 6.5L 395cid	2002-92	Diesel	DR	OSGR	12	6469N	
V8 7.4L 454cid	2000-95	Std. Unit	DR	PMGR	12	6449N	
V8 7.4L 454cid	1994	DD Starter	DR	DD	12	3510MN	
V8 7.4L 454cid		PMGR Starter	DR	PMGR	12	6449N	
V8 7.4L 454cid	1993-91	Std. Unit	DR	DD	12	3510MN	
V8 8.1L 496cid	2002	Delco Unit	DR	PMGR	12	6449N	
V8 8.1L 496cid		NDenso Unit	ND	OSGR	12	17880N	
V8 8.1L 496cid	2001	Std. Unit	DR	PMGR	12	6449N	
C40							
GM 4.6L (283) V8 Gas	1967-66	w/Hydromatic Trans	DR	DD	12	3560R	
GM 5.0L (307) V8 Gas	1969-68	w/Hydromatic Trans	DR	DD	12	3560R	
C4500 Topkick							
Caterpillar 3116	2002-97	Opt. 37MT, 10-Tooth, w/Ground Stud on Solenoid	DR	DD	12	6504N-PT	
Caterpillar 3116		Std. 37MT, 10-Tooth, w/o Ground Stud on Solenoid	DR	DD	12	6505N-PT	6807N
Caterpillar 3126	2002-98	Std. 37MT, 10-Tooth, w/o Ground Stud on Solenoid	DR	DD	12	6505N-PT	6807N
Caterpillar C7	2006-03	Std. 37MT, 10-Tooth, w/o Ground Stud on Solenoid	DR	DD	12	6505N-PT	6807N
V8 6.6L 403cid	2009-03	Hitachi Unit	HI	OSGR	12	17801N	
V8 6.6L 403cid		Hitachi Unit, 9-Teeth	HI	OSGR	12	17801N	
V8 8.1L 496cid	2006	Std. Unit	DR	PMGR	12	6452NM	
V8 8.1L 496cid	2005-03	w/A.T.-643G Trans.	DR	PMGR	12	6452NM	
V8 8.1L 496cid		M.T.	DR	PMGR	12	6452NM	
C5000							
6 Cyl. 4.8L 292cid	1979	Optional	DR	DD	12	3533R	
8 Cyl. 5.7L 350cid		A.T.	DR	DD	12	3533R	
8 Cyl. 5.7L 350cid		w/13" Clutch (Std.)	DR	DD	12	3633N	
Caterpillar 3116	2000-90	Opt. 37MT, 10-Tooth, w/Ground Stud on Solenoid	DR	DD	12	6504N-PT	
Caterpillar 3116		Std. 37MT, 10-Tooth, w/o Ground Stud on Solenoid	DR	DD	12	6505N-PT	6807N
Caterpillar 3126	2002-98	Std. 37MT, 10-Tooth, w/o Ground Stud on Solenoid	DR	DD	12	6505N-PT	6807N
L6 4.8L 292cid	1986-80	Optional Unit	DR	DD	12	3533R	
L6 4.8L 292cid		Standard	DR	DD	12	3686N	
V8 5.7L 350cid	1990-84	w/13" Clutch (Opt.)	DR	DD	12	3686N	
V8 5.7L 350cid		w/M.T., Optional	DR	DD	12	4174N	
V8 5.7L 350cid	1990-80	A.T.	DR	DD	12	3533R	
V8 5.7L 350cid		w/13" Clutch (Std.)	DR	DD	12	3633N	
V8 5.7L 350cid	1983-81	w/12" Clutch (H.D.)	DR	DD	12	3533R	
V8 5.7L 350cid		w/13" Clutch (H.D.)	DR	DD	12	4174N	
V8 5.7L 350cid	1983-80	w/12" Clutch (Std.)	DR	DD	12	3686N	

STARTERS

STARTERS

ENGINE	YEAR	APPLICATION	Mfg	Type	Volt	PART NO.	OPT. NO.
GMC (Cont'd)							
C5000 Topkick							
V8 6.0L 366cid	1990	A.T., w/o Ground Stud	DR	DD	12	3533R	
V8 6.0L 366cid		w/M.T., w/o Ground Stud	DR	DD	12	4174N	
C5500 Topkick							
8 Cyl. 6.0L 366cid	1995-91	w/M.T., w/o Ground Stud	DR	DD	12	4174N	
8 Cyl. 6.0L 366cid	1995-90	A.T., w/o Ground Stud	DR	DD	12	3533R	
8 Cyl. 6.0L 366cid	1990	Carb., w/M.T.	DR	DD	12	4174N	
8 Cyl. 6.0L 366cid		TBI, w/M.T.	DR	DD	12	4174N	
8 Cyl. 8.1L 496cid	2002	M.T.	DR	PMGR	12	6452NM	
Caterpillar 3116	2002-90	Opt. 37MT, 10-Tooth, w/Ground Stud on Solenoid	DR	DD	12	6504N-PT	
Caterpillar 3116		Std. 37MT, 10-Tooth, w/o Ground Stud on Solenoid	DR	DD	12	6505N-PT	6807N
Caterpillar 3126	2002-98	Std. 37MT, 10-Tooth, w/o Ground Stud on Solenoid	DR	DD	12	6505N-PT	6807N
Caterpillar 3208	1990	Standard	DR	PLGR	12	6907N	
Caterpillar 3208		w/Overcrank Protect	DR	PLGR	12	6907N	
Caterpillar C7	2006-03	Std. 37MT, 10-Tooth, w/o Ground Stud on Solenoid	DR	DD	12	6505N-PT	6807N
GM 5.0L (305) V8 Gas	1990	A.T.	DR	DD	12	3533R	
GM 5.0L (305) V8 Gas		w/M.T., Optional	DR	DD	12	4174N	
GM 5.7L (350) V8 Gas		A.T.	DR	DD	12	3533R	
GM 5.7L (350) V8 Gas		w/M.T., Optional	DR	DD	12	4174N	
GM 6.0L (366) V8 Gas	1998-96	MT653ORG	DR	PMGR	12	6452NM	
GM 6.0L (366) V8 Gas		w/A.T.-542	DR	PMGR	12	6449N	
GM 6.0L (366) V8 Gas		w/A.T.-545	DR	PMGR	12	6449N	
GM 6.0L (366) V8 Gas		w/A.T.-643G Trans.	DR	PMGR	12	6452NM	
GM 7.0L (427) V8 Gas		A.T.	DR	PMGR	12	6449N	
GM 7.0L (427) V8 Gas		M.T.	DR	PMGR	12	6452NM	
GM 7.0L (427) V8 Gas	1990	Carb., A.T.	DR	DD	12	3533R	
GM 7.4L (454) V8 Gas	2000-99	Flange Mount Str.	DR	PMGR	12	6452NM	
GM 7.4L (454) V8 Gas		Pad Mount Starter	DR	PMGR	12	6449N	
GM 8.1L (496) V8 Gas	2001	M.T.	DR	PMGR	12	6452NM	
V8 6.6L 403cid	2009-03	Hitachi Unit	HI	OSGR	12	17801N	
V8 6.6L 403cid		Hitachi Unit, 9-Teeth	HI	OSGR	12	17801N	
V8 8.1L 496cid	2006	Std. Unit	DR	PMGR	12	6452NM	
V8 8.1L 496cid	2006-03	w/A.T.-545 Trans.	DR	PMGR	12	6449N	
V8 8.1L 496cid	2005-03	w/A.T.-643G Trans.	DR	PMGR	12	6452NM	
V8 8.1L 496cid		M.T.	DR	PMGR	12	6452NM	
C5D							
GM 4.8L (292) L6 Gas	1988-79	Optional	DR	DD	12	3533R	
GM 4.8L (292) L6 Gas		Standard	DR	DD	12	3686N	
GM 5.7L (350) V8 Gas	1989-84	w/13" Clutch (Opt.)	DR	DD	12	3686N	
GM 5.7L (350) V8 Gas		w/M.T., Optional	DR	DD	12	4174N	
GM 5.7L (350) V8 Gas	1989-79	A.T.	DR	DD	12	3533R	
GM 5.7L (350) V8 Gas		w/13" Clutch (Std.)	DR	DD	12	3633N	
GM 5.7L (350) V8 Gas	1983-81	w/12" Clutch (H.D.)	DR	DD	12	3533R	
GM 5.7L (350) V8 Gas		w/13" Clutch (H.D.)	DR	DD	12	4174N	
GM 5.7L (350) V8 Gas	1983-79	w/12" Clutch (Std.)	DR	DD	12	3686N	
C6000							
8 Cyl. 10.4L 636cid	1989-86	Std. Delco 42MT	DR	PLGR	12	6907N	
8 Cyl. 10.4L 636cid	1989-85	w/Overcrank Protect	DR	PLGR	12	6907N	
8 Cyl. 10.4L 636cid	1980-79	Caterpillar 3208	DR	PLGR	12	6907N	
Caterpillar 3116	2002-90	Opt. 37MT, 10-Tooth, w/Ground Stud on Solenoid	DR	DD	12	6504N-PT	
Caterpillar 3116		Std. 37MT, 10-Tooth, w/o Ground Stud on Solenoid	DR	DD	12	6505N-PT	6807N
Caterpillar 3126	2003-98	Std. 37MT, 10-Tooth, w/o Ground Stud on Solenoid	DR	DD	12	6505N-PT	6807N
GM 5.7L (350) V8 Gas	1979	w/13" Clutch (Std.)	DR	DD	12	3633N	
GM 6.0L (366) V8 Gas	1998-96	MT653ORG	DR	PMGR	12	6452NM	
GM 6.0L (366) V8 Gas		w/A.T.-542	DR	PMGR	12	6449N	
GM 6.0L (366) V8 Gas		w/A.T.-545	DR	PMGR	12	6449N	
GM 6.0L (366) V8 Gas		w/A.T.-643G Trans.	DR	PMGR	12	6452NM	
GM 6.0L (366) V8 Gas	1979	Std. Unit	DR	DD	12	4174N	
GM 7.0L (427) V8 Gas	1998-96	A.T.	DR	PMGR	12	6449N	
GM 7.0L (427) V8 Gas		M.T.	DR	PMGR	12	6452NM	
GM 7.4L (454) V8 Gas	2000-99	Flange Mount Str.	DR	PMGR	12	6452NM	
GM 7.4L (454) V8 Gas		Pad Mount Starter	DR	PMGR	12	6449N	
GM 7.4L (454) V8 Gas	1979	Std. Unit	DR	DD	12	4174N	
GM 8.1L (496) V8 Gas	2002-01	M.T.	DR	PMGR	12	6452NM	
L6 4.8L 292cid	1986-80	Optional Unit	DR	DD	12	3533R	
L6 4.8L 292cid		Standard	DR	DD	12	3686N	

STARTERS

ENGINE	YEAR	APPLICATION	Mfg	Type	Volt	PART NO.	OPT. NO.
GMC (Cont'd)							
C6000 (Cont'd)							
V8 10.4L 636cid	1984	Caterpillar 3208, Standard	DR	PLGR	12	6907N	
V8 10.4L 636cid		w/Overcrank Protect	DR	PLGR	12	6907N	
V8 10.4L 636cid	1983-81	Caterpillar 3208	DR	PLGR	12	6907N	
V8 5.7L 350cid	1990-84	w/13" Clutch (Opt.)	DR	DD	12	3686N	
V8 5.7L 350cid		w/M.T., Optional	DR	DD	12	4174N	
V8 5.7L 350cid	1990-80	A.T.	DR	DD	12	3533R	
V8 5.7L 350cid		w/13" Clutch (Std.)	DR	DD	12	3633N	
V8 5.7L 350cid	1983-81	w/12" Clutch (H.D.)	DR	DD	12	3533R	
V8 5.7L 350cid		w/13" Clutch (H.D.)	DR	DD	12	4174N	
V8 5.7L 350cid	1983-80	w/12" Clutch (Std.)	DR	DD	12	3686N	
V8 6.0L 366cid	1990	FS4005, 10MT w/ground stud in case	DR	DD	12	6375N	
V8 6.0L 366cid		TBI, w/M.T.	DR	DD	12	4174N	
V8 6.0L 366cid		w/M.T., Carb	DR	DD	12	4174N	
V8 6.0L 366cid	1990-82	A.T.	DR	DD	12	3533R	
V8 6.0L 366cid	1989	A.T., 542 Trans.	DR	DD	12	3533R	
V8 6.0L 366cid		A.T., 545 Trans.	DR	DD	12	3533R	
V8 6.0L 366cid	1989-82	M.T.	DR	DD	12	4174N	
V8 6.0L 366cid	1988-81	Std. Unit	DR	DD	12	4174N	
V8 6.0L 366cid	1980	10MT Series	DR	DD	12	4174N	
V8 7.0L 427cid	1990	Carb., A.T.	DR	DD	12	3533R	
V8 7.0L 427cid		w/M.T., Carb	DR	DD	12	4038N	
V8 8.2L 501cid	1990-89	Std. Unit	DR	DD	12	6348N-PT	
V8 8.2L 501cid	1988-86	Opt. 37 MT	DR	DD	12	6348N-PT	
V8 8.2L 501cid	1985-83	Optional, DR 37MT	DR	DD	12	6348N-PT	
C6000 Topkick							
L6 6.6L 403cid	1996-90	Opt. 37MT, 10-Tooth, w/Ground Stud on Solenoid	DR	DD	12	6504N-PT	
L6 6.6L 403cid		Std. 37MT, 10-Tooth, w/o Ground Stud on Solenoid	DR	DD	12	6505N-PT	6807N
V8 6.0L 366cid	1996	M.T.	DR	PMGR	12	6452NM	
V8 6.0L 366cid	1990	A.T., w/o Ground Stud	DR	DD	12	3533R	
V8 6.0L 366cid		M.T., w/o Ground Stud	DR	DD	12	4174N	
V8 7.0L 7011cc 427cid	1996	M.T.	DR	PMGR	12	6452NM	
V8 7.0L 7011cc 427cid	1990	A.T., w/Carb	DR	DD	12	3533R	
V8 7.0L 7011cc 427cid		M.T., w/Carb	DR	DD	12	4038N	
C6500 Topkick							
6 Cyl. 6.6L 403cid	2002-94	Opt. 37MT, 10-Tooth, w/Ground Stud on Solenoid	DR	DD	12	6504N-PT	
6 Cyl. 6.6L 403cid		Std. 37MT, 10-Tooth, w/o Ground Stud on Solenoid	DR	DD	12	6505N-PT	6807N
6 Cyl. 7.2L 441cid	1998	Caterpillar 3126, Std. 37MT, 10-Tooth, w/o Ground Stud on Solenoid	DR	DD	12	6505N-PT	6807N
Caterpillar 3116	1993-90	Opt. 37MT, 10-Tooth, w/Ground Stud on Solenoid	DR	DD	12	6504N-PT	
Caterpillar 3116		Std. 37MT, 10-Tooth, w/o Ground Stud on Solenoid	DR	DD	12	6505N-PT	6807N
Caterpillar 3208	1990	Standard	DR	PLGR	12	6907N	
Caterpillar 3208		w/Overcrank Protect	DR	PLGR	12	6907N	
DD 8.2L (N, T)	1993-89	Std. Unit	DR	DD	12	6348N-PT	
GM 5.0L (305) V8 Gas	1990	A.T.	DR	DD	12	3533R	
GM 5.0L (305) V8 Gas		w/M.T., Optional	DR	DD	12	4174N	
GM 5.7L (350) V8 Gas		A.T.	DR	DD	12	3533R	
GM 5.7L (350) V8 Gas		w/M.T., Optional	DR	DD	12	4174N	
GM 6.0L (366) V8 Gas	1996	MT653ORG	DR	PMGR	12	6452NM	
GM 6.0L (366) V8 Gas		w/A.T.-542	DR	PMGR	12	6449N	
GM 6.0L (366) V8 Gas		w/A.T.-545	DR	PMGR	12	6449N	
GM 6.0L (366) V8 Gas		w/A.T.-643G Trans.	DR	PMGR	12	6452NM	
GM 6.0L (366) V8 Gas	1995-90	Carb., A.T.	DR	DD	12	3533R	
GM 6.0L (366) V8 Gas		Carb., w/M.T.	DR	DD	12	4174N	
GM 6.0L (366) V8 Gas		TBI, w/A.T.	DR	DD	12	3533R	
GM 6.0L (366) V8 Gas		TBI, w/M.T.	DR	DD	12	4174N	
GM 7.0L (427) V8 Gas	1996	A.T.	DR	PMGR	12	6449N	
GM 7.0L (427) V8 Gas		M.T.	DR	PMGR	12	6452NM	
GM 7.0L (427) V8 Gas	1990	Carb., A.T.	DR	DD	12	3533R	
GM 7.0L (427) V8 Gas		Carb., w/M.T.	DR	DD	12	4038N	
L6 6.6L 403cid	1998-97	Opt. 37MT, 10-Tooth, w/Ground Stud on Solenoid	DR	DD	12	6504N-PT	
L6 6.6L 403cid		Std. 37MT, 10-Tooth, w/o Ground Stud on Solenoid	DR	DD	12	6505N-PT	6807N
L6 7.2L 441cid	2006-03	Caterpillar C7, Std. 37MT, 10-Tooth, w/o Ground Stud on Solenoid	DR	DD	12	6505N-PT	6807N

STARTERS

STARTERS

ENGINE	YEAR	APPLICATION	Mfg	Type	Volt	PART NO.	OPT. NO.	
GMC (Cont'd)								
C6500 Topkick (Cont'd)								
L6 7.2L 441cid	2002-99	Caterpillar 3126, Std. 37MT, 10-Tooth, w/o Ground Stud on Solenoid	DR	DD	12	6505N-PT	6807N	
L6 7.8L 475cid	2008-03	Denso Starter	ND	OSGR	12	18136N		
V8 6.0L 366cid	1998-97	MT653ORG	DR	PMGR	12	6452NM		
V8 6.0L 366cid		w/A.T.-545	DR	PMGR	12	6449N		
V8 6.0L 366cid		w/A.T.-643G Trans.	DR	PMGR	12	6452NM		
V8 6.0L 366cid		M.T.	DR	PMGR	12	6452NM		
V8 7.0L 7011cc 427cid		A.T.	DR	PMGR	12	6449N		
V8 7.0L 7011cc 427cid		M.T.	DR	PMGR	12	6452NM		
V8 7.4L 454cid	2000-99	Flange Mount Str.	DR	PMGR	12	6452NM		
V8 7.4L 454cid		Pad Mount	DR	PMGR	12	6449N		
V8 8.1L 496cid	2006	Std. Unit	DR	PMGR	12	6452NM		
V8 8.1L 496cid	2006-01	w/A.T.-545 Trans.	DR	PMGR	12	6449N		
V8 8.1L 496cid	2005-01	w/A.T.-643G Trans.	DR	PMGR	12	6452NM		
V8 8.1L 496cid		M.T.	DR	PMGR	12	6452NM		
C6D								
Caterpillar 3208	1989-86	Standard	DR	PLGR	12	6907N		18572N 18572N
Caterpillar 3208	1989-84	w/Overcrank Protect	DR	PLGR	12	6907N		
Caterpillar 3208	1985-84	Standard	DR	PLGR	12	6907N		
Caterpillar 3208	1983-79	Std. Unit	DR	PLGR	12	6907N		
DD 4-53T	1982-81	Std. Unit	DR	DD	12	3339N		
DD 4-53T	1980-79	Std. Unit	DR	DD	12	3339N		
DD 8.2L (N, T)	1988-86	Opt. 37 MT	DR	DD	12	6348N-PT		
DD 8.2L (N, T)	1985-83	Optional, DR 37MT	DR	DD	12	6348N-PT		
GM 4.8L (292) L6 Gas	1988-79	Optional	DR	DD	12	3533R		
GM 4.8L (292) L6 Gas		Standard	DR	DD	12	3686N		
GM 5.7L (350) V8 Gas	1989-84	w/13" Clutch (Opt.)	DR	DD	12	3686N		
GM 5.7L (350) V8 Gas		w/M.T., Optional	DR	DD	12	4174N		
GM 5.7L (350) V8 Gas	1989-79	A.T.	DR	DD	12	3533R		
GM 5.7L (350) V8 Gas		w/13" Clutch (Std.)	DR	DD	12	3633N		
GM 5.7L (350) V8 Gas	1983-81	w/12" Clutch (H.D.)	DR	DD	12	3533R		
GM 5.7L (350) V8 Gas		w/13" Clutch (H.D.)	DR	DD	12	4174N		
GM 5.7L (350) V8 Gas	1983-79	w/12" Clutch (Std.)	DR	DD	12	3686N		
GM 6.0L (366) V8 Gas	1988-82	Std. Unit	DR	DD	12	4174N		
C7000								
8 Cyl. 10.4L 636cid	1992	Caterpillar 3116, Opt. 37MT, 10-Tooth, w/Ground Stud on Solenoid	DR	DD	12	6504N-PT	6807N 6807N	
8 Cyl. 10.4L 636cid	1979	Caterpillar 3208	DR	PLGR	12	6907N		
8 Cyl. 7.0L 427cid		A.T.	DR	DD	12	3533R		
8 Cyl. 7.4L 454cid	1982-81	A.T.	DR	DD	12	3533R		
8 Cyl. 7.4L 454cid	1979	Std. Unit	DR	DD	12	4174N		
Caterpillar 3116	2002-93	Opt. 37MT, 10-Tooth, w/Ground Stud on Solenoid	DR	DD	12	6504N-PT		
Caterpillar 3116	2002-92	Std. 37MT, 10-Tooth, w/o Ground Stud on Solenoid	DR	DD	12	6505N-PT		
Caterpillar 3126	2003-98	Std. 37MT, 10-Tooth, w/o Ground Stud on Solenoid	DR	DD	12	6505N-PT		
GM 6.0L (366) V8 Gas	1998-96	MT653ORG	DR	PMGR	12	6452NM		
GM 6.0L (366) V8 Gas		w/A.T.-542	DR	PMGR	12	6449N		
GM 6.0L (366) V8 Gas		w/A.T.-545	DR	PMGR	12	6449N		
GM 6.0L (366) V8 Gas		w/A.T.-643G Trans.	DR	PMGR	12	6452NM		
GM 7.0L (427) V8 Gas		A.T.	DR	PMGR	12	6449N		
GM 7.0L (427) V8 Gas		M.T.	DR	PMGR	12	6452NM		
GM 7.4L (454) V8 Gas	2000-99	Flange Mount Str.	DR	PMGR	12	6452NM		
GM 7.4L (454) V8 Gas		Pad Mount Starter	DR	PMGR	12	6449N		
GM 8.1L (496) V8 Gas	2002-01	M.T.	DR	PMGR	12	6452NM		
V8 10.4L 636cid	1989-86	Std. Delco 42MT	DR	PLGR	12	6907N		
V8 10.4L 636cid	1989-84	w/Overcrank Protect	DR	PLGR	12	6907N		
V8 10.4L 636cid	1985-84	Caterpillar 3208, Standard	DR	PLGR	12	6907N		
V8 10.4L 636cid	1983-80	Caterpillar 3208	DR	PLGR	12	6907N		
V8 6.0L 366cid	1990	A.T., Carb	DR	DD	12	3533R		
V8 6.0L 366cid		A.T., FI	DR	DD	12	3533R		
V8 6.0L 366cid		Carb., w/A.T.	DR	DD	12	4174N		
V8 6.0L 366cid		w/M.T., FI	DR	DD	12	4174N		
V8 6.0L 366cid	1989	w/A.T.-542 Trans.	DR	DD	12	3533R		
V8 6.0L 366cid		w/A.T.-545 Trans.	DR	DD	12	3533R		
V8 6.0L 366cid	1989-82	M.T.	DR	DD	12	4174N		
V8 6.0L 366cid	1988-82	A.T.	DR	DD	12	3533R		

STARTERS

ENGINE	YEAR	APPLICATION	Mfg	Type	Volt	PART NO.	OPT. NO.
GMC (Cont'd)							
C7000 (Cont'd)							
V8 6.0L 366cid	1988-81	Std. Unit	DR	DD	12	4174N	
V8 6.0L 366cid	1981	w/Allison AT-540	DR	DD	12	3533R	
V8 6.0L 366cid	1980	Std. Unit	DR	DD	12	4174N	
V8 7.0L 427cid	1990	Carb., A.T.	DR	DD	12	3533R	
V8 7.0L 427cid	1990-80	M.T.	DR	DD	12	4038N	
V8 7.0L 427cid	1989-80	A.T.	DR	DD	12	3533R	
V8 7.4L 454cid	1980	Std. Unit	DR	DD	12	4174N	
V8 7.4L 454cid		M.T.	DR	DD	12	4038N	
V8 8.2L 501cid	1990-89	Std. Unit	DR	DD	12	6348N-PT	
V8 8.2L 501cid	1988-86	Opt. 37 MT	DR	DD	12	6348N-PT	
V8 8.2L 501cid	1985-83	Optional, DR 37MT	DR	DD	12	6348N-PT	
C7000 Topkick							
L6 6.6L 403cid	1996-90	Caterpillar 3116, Opt. 37MT, 10-Tooth, w/Ground Stud on Solenoid	DR	DD	12	6504N-PT	
L6 6.6L 403cid		Std. 37MT, 10-Tooth, w/o Ground Stud on Solenoid	DR	DD	12	6505N-PT	6807N
V8 6.0L 366cid	1996	M.T.	DR	PMGR	12	6452NM	
V8 6.0L 366cid	1996-90	FS4005, 10MT w/ground stud in case	DR	DD	12	6375N	
V8 6.0L 366cid	1990	A.T., w/o Ground Stud	DR	DD	12	3533R	
V8 6.0L 366cid		w/M.T., w/o Ground Stud	DR	DD	12	4174N	
V8 7.0L 7011cc 427cid	1996	M.T.	DR	PMGR	12	6452NM	
V8 7.0L 7011cc 427cid	1990	Carb., A.T.	DR	DD	12	3533R	
V8 7.0L 7011cc 427cid		Carb., w/M.T.	DR	DD	12	4038N	
C7500 Topkick							
6 Cyl. 7.2L 441cid	1998	Caterpillar 3126, Std. 37MT, 10-Tooth, w/o Ground Stud on Solenoid	DR	DD	12	6505N-PT	6807N
8 Cyl. 7.0L 7011cc 427cid	1996	A.T.	DR	PMGR	12	6449N	
8 Cyl. 7.0L 7011cc 427cid		M.T.	DR	PMGR	12	6452NM	
Caterpillar 3116	2002-90	Opt. 37MT, 10-Tooth, w/Ground Stud on Solenoid	DR	DD	12	6504N-PT	
Caterpillar 3116		Std. 37MT, 10-Tooth, w/o Ground Stud on Solenoid	DR	DD	12	6505N-PT	6807N
Caterpillar 3208	1990	Standard	DR	PLGR	12	6907N	
Caterpillar 3208		w/Overcrank Protect	DR	PLGR	12	6907N	
GM 5.0L (305) V8 Gas		A.T.	DR	DD	12	3533R	
GM 5.0L (305) V8 Gas		w/13" Clutch (Opt.)	DR	DD	12	3686N	
GM 5.0L (305) V8 Gas		w/M.T., Optional	DR	DD	12	4174N	
GM 5.7L (350) V8 Gas		A.T.	DR	DD	12	3533R	
GM 5.7L (350) V8 Gas		w/13" Clutch (Opt.)	DR	DD	12	3686N	
GM 5.7L (350) V8 Gas		w/M.T., Optional	DR	DD	12	4174N	
GM 6.0L (366) V8 Gas	1996	MT653ORG	DR	PMGR	12	6452NM	
GM 6.0L (366) V8 Gas		w/A.T.-542	DR	PMGR	12	6449N	
GM 6.0L (366) V8 Gas		w/A.T.-545	DR	PMGR	12	6449N	
GM 6.0L (366) V8 Gas		w/A.T.-643G Trans.	DR	PMGR	12	6452NM	
GM 6.0L (366) V8 Gas	1990	Carb., A.T.	DR	DD	12	3533R	
GM 6.0L (366) V8 Gas		Carb., w/M.T.	DR	DD	12	4174N	
GM 6.0L (366) V8 Gas		TBI, w/A.T.	DR	DD	12	3533R	
GM 6.0L (366) V8 Gas		TBI, w/M.T.	DR	DD	12	4174N	
GM 7.0L (427) V8 Gas		Carb., A.T.	DR	DD	12	3533R	
GM 7.0L (427) V8 Gas		Carb., w/M.T.	DR	DD	12	4038N	
L6 6.6L 403cid	1998-97	Caterpillar 3116, Opt. 37MT, 10-Tooth, w/Ground Stud on Solenoid	DR	DD	12	6504N-PT	
L6 6.6L 403cid		Std. 37MT, 10-Tooth, w/o Ground Stud on Solenoid	DR	DD	12	6505N-PT	6807N
L6 7.2L 441cid	2006-03	Caterpillar C7, Std. 37MT, 10-Tooth, w/o Ground Stud on Solenoid	DR	DD	12	6505N-PT	6807N
L6 7.2L 441cid	2005-99	Caterpillar 3126, Std. 37MT, 10-Tooth, w/o Ground Stud on Solenoid	DR	DD	12	6505N-PT	6807N
L6 7.2L 441cid	2002-00	10-Tooth, 41MT	DR	DD	12	6668N	18989N
V8 6.0L 366cid	1998-97	10MT w/ground stud in case	DR	DD	12	6375N	
V8 6.0L 366cid		MT653ORG	DR	PMGR	12	6452NM	
V8 6.0L 366cid		w/A.T.-542	DR	PMGR	12	6449N	
V8 6.0L 366cid		w/A.T.-545	DR	PMGR	12	6449N	
V8 6.0L 366cid		w/A.T.-643G Trans.	DR	PMGR	12	6452NM	
V8 6.0L 366cid		M.T.	DR	PMGR	12	6452NM	
V8 7.0L 7011cc 427cid		A.T.	DR	PMGR	12	6449N	
V8 7.0L 7011cc 427cid		M.T.	DR	PMGR	12	6452NM	
V8 7.4L 454cid	2000-99	Flange Mount Str.	DR	PMGR	12	6452NM	

STARTERS

STARTERS

ENGINE	YEAR	APPLICATION	Mfg	Type	Volt	PART NO.	OPT. NO.
GMC (Cont'd)							
C7500 Topkick (Cont'd)							
V8 7.4L 454cid	2000-99	Pad Mount Starter	DR	PMGR	12	6449N	
V8 8.1L 496cid	2006	Std. Unit	DR	PMGR	12	6452NM	
V8 8.1L 496cid	2006-01	w/A.T.-545 Trans.	DR	PMGR	12	6449N	
V8 8.1L 496cid	2005-01	w/A.T.-643G Trans.	DR	PMGR	12	6452NM	
V8 8.1L 496cid		M.T.	DR	PMGR	12	6452NM	
C7D							
Caterpillar 3208	1989-86	Standard	DR	PLGR	12	6907N	
Caterpillar 3208	1989-84	w/Overcrank Protect	DR	PLGR	12	6907N	
Caterpillar 3208	1985-84	Standard	DR	PLGR	12	6907N	
Caterpillar 3208	1983-79	Std. Unit	DR	PLGR	12	6907N	
DD 4-53T	1983-81	Std. Unit	DR	DD	12	3339N	18572N
DD 4-53T	1980-79	Std. Unit	DR	DD	12	3339N	18572N
DD 8.2L (N, T)	1988-86	Opt. 37 MT	DR	DD	12	6348N-PT	
DD 8.2L (N, T)	1985-83	Optional, DR 37MT	DR	DD	12	6348N-PT	
GM 6.0L (366) V8 Gas	1988-82	Std. Unit	DR	DD	12	4174N	
C80							
Caterpillar 3116	2002-90	Opt. 37MT, 10-Tooth, w/Ground Stud on Solenoid	DR	DD	12	6504N-PT	
Caterpillar 3116		Std. 37MT, 10-Tooth, w/o Ground Stud on Solenoid	DR	DD	12	6505N-PT	6807N
Caterpillar 3126	2003-98	Std. 37MT, 10-Tooth, w/o Ground Stud on Solenoid	DR	DD	12	6505N-PT	6807N
DD 8.2L (N, T)	1990-89	Std. Unit	DR	DD	12	6348N-PT	
GM 6.0L (366) V8 Gas	1998-96	10MT w/ground stud in case	DR	DD	12	6375N	
GM 6.0L (366) V8 Gas		MT653ORG	DR	PMGR	12	6452NM	
GM 6.0L (366) V8 Gas		w/A.T.-542	DR	PMGR	12	6449N	
GM 6.0L (366) V8 Gas		w/A.T.-545	DR	PMGR	12	6449N	
GM 6.0L (366) V8 Gas		w/A.T.-643G Trans.	DR	PMGR	12	6452NM	
GM 6.0L (366) V8 Gas	1995-90	FS4005, 10MT w/ground stud in case	DR	DD	12	6375N	
GM 6.0L (366) V8 Gas	1990	Carb., A.T.	DR	DD	12	3533R	
GM 6.0L (366) V8 Gas		Carb., w/M.T.	DR	DD	12	4174N	
GM 6.0L (366) V8 Gas		TBI, w/A.T.	DR	DD	12	3533R	
GM 6.0L (366) V8 Gas		TBI, w/M.T.	DR	DD	12	4174N	
GM 7.0L (427) V8 Gas	1998-96	A.T.	DR	PMGR	12	6449N	
GM 7.0L (427) V8 Gas		M.T.	DR	PMGR	12	6452NM	
GM 7.0L (427) V8 Gas	1990	Carb., A.T.	DR	DD	12	3533R	
GM 7.0L (427) V8 Gas		Carb., w/M.T.	DR	DD	12	4038N	
GM 7.4L (454) V8 Gas	2000-99	Flange Mount Str.	DR	PMGR	12	6452NM	
GM 7.4L (454) V8 Gas		Pad Mount Starter	DR	PMGR	12	6449N	
GM 8.1L (496) V8 Gas	2002-01	w/A.T.-545 Trans.	DR	PMGR	12	6449N	
GM 8.1L (496) V8 Gas		M.T.	DR	PMGR	12	6452NM	
CE4500							
GM 3.8L (230) L6 Gas	1970-63	Opt. Hi Performance PG260M	DR	PMGR	12	3631N-PG	
GM 3.8L (230) L6 Gas		w/PowerGlide, Std. Delco Unit	DR	DD	12	3838N	
GM 3.8L (230) L6 Gas		w/Std. Trans.	DR	DD	12	3686N	
GM 4.1L (250) L6 Gas	1972-67	Opt. Hi Performance PG260M	DR	PMGR	12	3631N-PG	
GM 4.1L (250) L6 Gas		w/PowerGlide, Std. Delco Unit	DR	DD	12	3838N	
GM 4.1L (250) L6 Gas		w/Std. Trans.	DR	DD	12	3686N	
GM 4.1L (250) L6 Gas	1970	w/ CBC Trans.	DR	DD	12	3686N	
GM 4.6L (283) V8 Gas	1967-66	w/Hydromatic Trans	DR	DD	12	3560R	
GM 4.6L (283) V8 Gas	1967-64	w/PowerGlide, Std. Delco Unit	DR	DD	12	3838N	
GM 4.6L (283) V8 Gas	1967-63	Opt. Hi Performance PG260M	DR	PMGR	12	3631N-PG	
GM 4.6L (283) V8 Gas		w/Std. Trans.	DR	DD	12	3686N	
GM 4.6L (283) V8 Gas, w/PowerGlide	1963	Std. Delco Unit	DR	DD	12	3838N	
GM 5.0L (307) V8 Gas	1970	w/CBC Trans., Std. Delco Unit	DR	DD	12	3838N	
GM 5.0L (307) V8 Gas		w/PowerGlide Trans., Std. Delco Unit	DR	DD	12	3838N	
GM 5.0L (307) V8 Gas	1970-68	Opt. Hi Performance PG260M	DR	PMGR	12	3631N-PG	
GM 5.0L (307) V8 Gas		w/Std. Trans.	DR	DD	12	3686N	
GM 5.0L (307) V8 Gas	1969-68	w/Hydromatic Trans	DR	DD	12	3560R	
GM 5.0L (307) V8 Gas		w/PowerGlide, Std. Delco Unit	DR	DD	12	3838N	
GM 5.4L (327) V8 Gas	1968-66	Opt. Hi Performance PG260M	DR	PMGR	12	3631N-PG	
GM 5.4L (327) V8 Gas		w/3 Spd. Trans.	DR	DD	12	3686N	
GM 5.4L (327) V8 Gas		w/4 & 5 Spd. Trans.	DR	DD	12	3633N	
GM 5.4L (327) V8 Gas		w/PowerGlide, Std. Delco Unit	DR	DD	12	3838N	
GM 5.4L (327) V8 Gas	1965-63	Std. Unit	DR	DD	12	3633N	
GM 5.7L (350) V8 Gas	1972-71	Std. Unit	DR	DD	12	3686N	

STARTERS

ENGINE	YEAR	APPLICATION	Mfg	Type	Volt	PART NO.	OPT. NO.
GMC (Cont'd)							
CE4500 (Cont'd)							
GM 5.7L (350) V8 Gas	1972-69	w/PowerGlide Trans.	DR	DD	12	3627R	
GM 5.7L (350) V8 Gas	1970-69	w/3 Spd. (500 Ser.)	DR	DD	12	3633N	
GM 5.7L (350) V8 Gas		w/3 Spd. (Std.)	DR	DD	12	3686N	
GM 5.7L (350) V8 Gas		w/CBC Trans.	DR	DD	12	3627R	
GM 5.7L (350) V8 Gas		w/PowerMatic Trans.	DR	DD	12	3686N	
CE5000							
GM 3.8L (230) L6 Gas	1969-63	Opt. Hi Performance PG260M	DR	PMGR	12	3631N-PG	
GM 3.8L (230) L6 Gas		w/PowerGlide, Std. Delco Unit	DR	DD	12	3838N	
GM 3.8L (230) L6 Gas		w/Std. Trans.	DR	DD	12	3686N	
GM 4.1L (250) L6 Gas	1978-67	Opt. Hi Performance PG260M	DR	PMGR	12	3631N-PG	
GM 4.1L (250) L6 Gas		w/PowerGlide, Std. Delco Unit	DR	DD	12	3838N	
GM 4.1L (250) L6 Gas		w/Std. Trans.	DR	DD	12	3686N	
GM 4.1L (250) L6 Gas	1970	w/ CBC Trans.	DR	DD	12	3686N	
GM 4.6L (283) V8 Gas	1967-66	w/Hydromatic Trans	DR	DD	12	3560R	
GM 4.6L (283) V8 Gas	1967-63	Opt. Hi Performance PG260M	DR	PMGR	12	3631N-PG	
GM 4.6L (283) V8 Gas		w/PowerGlide, Std. Delco Unit	DR	DD	12	3838N	
GM 4.6L (283) V8 Gas		w/Std. Trans.	DR	DD	12	3686N	
GM 5.0L (307) V8 Gas	1970	w/CBC Trans., Std. Delco Unit	DR	DD	12	3838N	
GM 5.0L (307) V8 Gas		w/PowerGlide Trans., Std. Delco Unit	DR	DD	12	3838N	
GM 5.0L (307) V8 Gas	1970-68	Opt. Hi Performance PG260M	DR	PMGR	12	3631N-PG	
GM 5.0L (307) V8 Gas		w/Std. Trans.	DR	DD	12	3686N	
GM 5.0L (307) V8 Gas	1969-68	w/Hydromatic Trans	DR	DD	12	3560R	
GM 5.4L (327) V8 Gas	1970-66	w/4 & 5 Spd. Trans.	DR	DD	12	3633N	
GM 5.4L (327) V8 Gas	1969-66	w/PowerGlide, Std. Delco Unit	DR	DD	12	3838N	
GM 5.4L (327) V8 Gas	1968-66	Opt. Hi Performance PG260M	DR	PMGR	12	3631N-PG	
GM 5.4L (327) V8 Gas		w/3 Spd. Trans.	DR	DD	12	3686N	
GM 5.4L (327) V8 Gas		w/Hydromatic Trans	DR	DD	12	3560R	
GM 5.4L (327) V8 Gas	1965-63	Std. Unit	DR	DD	12	3633N	
GM 5.7L (350) V8 Gas	1978-77	MD-1 Trans.	DR	DD	12	3686N	
GM 5.7L (350) V8 Gas	1978-71	Std. Unit	DR	DD	12	3633N	
GM 5.7L (350) V8 Gas	1976	MD-4 Trans. (Std.)	DR	DD	12	3689N	
GM 5.7L (350) V8 Gas	1976-75	MD-1 Trans. (Std.)	DR	DD	12	3686N	
GM 5.7L (350) V8 Gas	1975	MD-1 Trans. (Opt.)	DR	DD	12	3633N	
GM 5.7L (350) V8 Gas		MD-4 Trans. (Std.)	DR	DD	12	3627R	
GM 5.7L (350) V8 Gas	1974-73	M.T.	DR	DD	12	3686N	
GM 5.7L (350) V8 Gas	1972-69	w/PowerGlide Trans.	DR	DD	12	3627R	
GM 5.7L (350) V8 Gas	1970-69	w/3 Spd. (500 Ser.)	DR	DD	12	3633N	
GM 5.7L (350) V8 Gas		w/3 Spd. (Std.)	DR	DD	12	3686N	
GM 5.7L (350) V8 Gas		w/4 & 5 Spd. Trans.	DR	DD	12	3633N	
GM 5.7L (350) V8 Gas		w/CBC Trans.	DR	DD	12	3627R	
GM 5.7L (350) V8 Gas		w/PowerMatic Trans.	DR	DD	12	3686N	
GM 6.0L (366) V8 Gas	1978	Exc. MD-1 Trans.	DR	DD	12	4174N	
GM 6.0L (366) V8 Gas		w/L86 4BBL Carb.	DR	DD	12	4174N	
GM 6.0L (366) V8 Gas	1978-76	w/MD-1 Trans.	DR	DD	12	3533R	
GM 6.0L (366) V8 Gas	1977-76	Std. Unit	DR	DD	12	4174N	
GM 6.0L (366) V8 Gas		w/MD-4 Trans.	DR	DD	12	3689N	
GM 6.0L (366) V8 Gas	1977-75	ME-6	DR	DD	12	4038N	
GM 6.0L (366) V8 Gas	1974-71	w/Allison AT-475	DR	DD	12	3560R	
GM 6.0L (366) V8 Gas	1971-66	w/4 & 5 Spd. (Opt.)	DR	DD	12	3633N	
CE6000							
GM 4.6L (283) V8 Gas	1967-66	w/Hydro. Trans.	DR	DD	12	3560R	
GM 4.6L (283) V8 Gas	1967-63	Opt. Hi Performance PG260M	DR	PMGR	12	3631N-PG	
GM 4.6L (283) V8 Gas		w/PowerGlide, Std. Delco Unit	DR	DD	12	3838N	
GM 4.6L (283) V8 Gas		w/Std. Trans.	DR	DD	12	3686N	
GM 5.0L (307) V8 Gas	1970	w/CBC Trans., Std. Delco Unit	DR	DD	12	3838N	
GM 5.0L (307) V8 Gas	1970-68	Opt. Hi Performance PG260M	DR	PMGR	12	3631N-PG	
GM 5.0L (307) V8 Gas		w/PowerGlide, Std. Delco Unit	DR	DD	12	3838N	
GM 5.0L (307) V8 Gas		w/Std. Trans.	DR	DD	12	3686N	
GM 5.0L (307) V8 Gas	1969-68	w/Hydro. Trans.	DR	DD	12	3560R	
GM 5.4L (327) V8 Gas	1968-66	Opt. Hi Performance PG260M	DR	PMGR	12	3631N-PG	
GM 5.4L (327) V8 Gas		w/3 Spd. Trans.	DR	DD	12	3686N	
GM 5.4L (327) V8 Gas		w/4 & 5 Spd. Trans.	DR	DD	12	3633N	
GM 5.4L (327) V8 Gas		w/Hydro. Trans.	DR	DD	12	3560R	
GM 5.4L (327) V8 Gas		w/PowerGlide, Std. Delco Unit	DR	DD	12	3838N	
GM 5.4L (327) V8 Gas	1965-63	Std. Unit	DR	DD	12	3633N	

STARTERS

STARTERS

ENGINE	YEAR	APPLICATION	Mfg	Type	Volt	PART NO.	OPT. NO.
GMC (Cont'd)							
CE6000 (Cont'd)							
GM 5.7L (350) V8 Gas	1978-77	MD-1 Trans.	DR	DD	12	3686N	
GM 5.7L (350) V8 Gas	1978-71	Std. Unit	DR	DD	12	3633N	
GM 5.7L (350) V8 Gas	1977	w/MD-4 Trans.	DR	DD	12	3689N	
GM 5.7L (350) V8 Gas	1976	MD-4 Trans. (Std.)	DR	DD	12	3689N	
GM 5.7L (350) V8 Gas		Optional	DR	DD	12	3689N	
GM 5.7L (350) V8 Gas		Optional	DR	DD	12	4174N	
GM 5.7L (350) V8 Gas	1976-75	MD-1 Trans. (Std.)	DR	DD	12	3686N	
GM 5.7L (350) V8 Gas	1975	MD-1 Trans. (Opt.)	DR	DD	12	3633N	
GM 5.7L (350) V8 Gas		MD-4 Trans. (Std.)	DR	DD	12	3627R	
GM 5.7L (350) V8 Gas		Optional	DR	DD	12	3627R	
GM 5.7L (350) V8 Gas	1974-73	A.T.	DR	DD	12	3627R	
GM 5.7L (350) V8 Gas		M.T.	DR	DD	12	3633N	
GM 5.7L (350) V8 Gas	1972-69	w/PowerGlide Trans.	DR	DD	12	3627R	
GM 5.7L (350) V8 Gas	1970-69	w/3 Spd. (500 Ser.)	DR	DD	12	3633N	
GM 5.7L (350) V8 Gas		w/3 Spd. (Std.)	DR	DD	12	3686N	
GM 5.7L (350) V8 Gas		w/4 & 5 Spd. Trans.	DR	DD	12	3633N	
GM 5.7L (350) V8 Gas		w/CBC Trans.	DR	DD	12	3627R	
GM 5.7L (350) V8 Gas		w/PowerMatic Trans.	DR	DD	12	3686N	
GM 6.0L (366) V8 Gas	1978	Exc. MD-1 Trans.	DR	DD	12	4174N	
GM 6.0L (366) V8 Gas		w/L86 4BBL Carb.	DR	DD	12	4174N	
GM 6.0L (366) V8 Gas	1978-76	w/MD-1 Trans.	DR	DD	12	3533R	
GM 6.0L (366) V8 Gas	1977-76	Std. Unit	DR	DD	12	4174N	
GM 6.0L (366) V8 Gas		w/MD-4 Trans.	DR	DD	12	3689N	
GM 6.0L (366) V8 Gas	1977-75	ME-6	DR	DD	12	4038N	
GM 6.0L (366) V8 Gas	1975	MD-4	DR	DD	12	3560R	
GM 6.0L (366) V8 Gas	1974-71	w/Allison AT-475	DR	DD	12	3560R	
GM 6.0L (366) V8 Gas	1971-66	w/4 & 5 Spd. (Opt.)	DR	DD	12	3633N	
GM 7.0L (427) V8 Gas	1978	A.T.	DR	DD	12	3533R	
GM 7.0L (427) V8 Gas		M.T.	DR	DD	12	4038N	
GM 7.0L (427) V8 Gas	1977	Standard	DR	DD	12	4038N	
GM 7.0L (427) V8 Gas		w/MD-1 Trans.	DR	DD	12	3533R	
GM 7.0L (427) V8 Gas	1976-75	Std. Unit	DR	DD	12	4038N	
GM 7.0L (427) V8 Gas	1974-66	Std. Unit	DR	DD	12	4038N	
GM 7.4L (454) V8 Gas	1978-73	Std. Unit	DR	DD	12	4174N	
CM6000							
GM 5.0L (305) V6 Gas	1974-70	Optional	DR	DD	12	4038N	
GM 5.0L (305) V6 Gas		Standard	DR	DD	12	4038N	
GM 5.8L (351) V6 Gas	1972-71	Standard	DR	DD	12	4038N	
GM 5.8L (351) V6 Gas		w/Allison AT-540	DR	DD	12	3686N	
GM 6.2L (379) V6 Gas	1974-73	Std. Unit	DR	DD	12	4038N	
CS5000							
GM 4.8L (292) L6 Gas	1980-63	w/Std. Trans.	DR	DD	12	3686N	
GM 4.8L (292) L6 Gas	1970-63	Opt. Hi Performance PG260M	DR	PMGR	12	3631N-PG	
GM 4.8L (292) L6 Gas		w/PowerGlide, Std. Delco Unit	DR	DD	12	3838N	
CS6000							
GM 4.8L (292) L6 Gas	1980-78	Optional	DR	DD	12	3533R	
GM 4.8L (292) L6 Gas	1980-63	w/Std. Trans.	DR	DD	12	3686N	
GM 4.8L (292) L6 Gas	1970-64	w/PowerGlide, Std. Delco Unit	DR	DD	12	3838N	
GM 4.8L (292) L6 Gas	1970-63	Opt. Hi Performance PG260M	DR	PMGR	12	3631N-PG	
GM 4.8L (292) L6 Gas	1963	Std. Delco Unit, w/PowerGlide	DR	DD	12	3838N	
D9K Titan							
Caterpillar 3406	1986-85	Standard	DR	PLGR	12	6924N	
Caterpillar 3406	1984-81	Std. Unit	DR	DD	12	3974N	6356N
Caterpillar 3406	1980-79	Std. Unit	DR	DD	12	3974N	6356N
Cummins KT, KTA-450	1979	50 MT, 24Volt	DR	DD	24	4930N	
Cummins NTC Eng.	1989-86	Standard	DR	DD	12	6356N	6924N
Cummins NTC Eng.		w/Overcrank Protect	DR	DD	12	6513N	6924N
Cummins NTC Eng.	1985-81	Standard	DR	DD	12	3974N	6356N
Cummins NTC Eng.	1980-79	Std. Unit	DR	DD	12	3974N	6356N
Cummins NTC							
Eng.;290,300,350,400	1985-81	w/Overcrank Protect	DR	PLGR	12	6924N	
DD 60 Series	1989-87	w/Overcrank Protect	DR	DD	12	6513N	6924N
DD 6V-71 (N, NE, T)	1984-81	Opt. Unit	DR	PLGR	12	6924N	
DD 6V-71 (N, NE, T)		Std. Unit	DR	PLGR	12	6924N	

STARTERS

ENGINE	YEAR	APPLICATION	Mfg	Type	Volt	PART NO.	OPT. NO.
GMC (Cont'd)							
D9K Titan (Cont'd)							
DD 6V-71 (N, NE, T)	1980-79	Opt. Unit	DR	PLGR	12	6924N	
DD 6V-71 (N, NE, T)		Std. Unit	DR	PLGR	12	6924N	
DD 6V-92 (T, TA, TTA)	1988-86	Standard	DR	DD	12	6356N	6924N
DD 6V-92 (T, TA, TTA)		w/Overcrank Protect	DR	DD	12	6513N	6924N
DD 6V-92 (T, TA, TTA)	1985-81	Std. Unit	DR	DD	12	3974N	6356N
DD 6V-92 (T, TA, TTA)	1980-79	Std. Unit	DR	DD	12	3974N	6356N
DD 8V-71 (N, NE, T)	1988-86	Standard	DR	DD	12	6356N	6924N
DD 8V-71 (N, NE, T)		w/Overcrank Protect	DR	DD	12	6513N	6924N
DD 8V-71 (N, NE, T)	1985-81	Std. Unit	DR	DD	12	3974N	6356N
DD 8V-71 (N, NE, T)	1980-79	Std. Unit	DR	DD	12	3974N	6356N
DD 8V-92 (T)	1988-80	50MT, 12Volt	DR	DD	12	3905N	
DD 8V-92 (T)	1980-79	50 MT, 24Volt	DR	DD	24	4930N	
D9L Titan							
Cummins KT, KTA-450	1979	50 MT, 24Volt	DR	DD	24	4930N	
Cummins NTC Eng.	1989-86	Standard	DR	DD	12	6356N	6924N
Cummins NTC Eng.		w/Overcrank Protect	DR	DD	12	6513N	6924N
Cummins NTC Eng.	1985-81	Standard	DR	DD	12	3974N	6356N
Cummins NTC Eng.	1980-79	Std. Unit	DR	DD	12	3974N	6356N
Cummins	NTC						
Eng.;290,300,350,400	1985-81	w/Overcrank Protect	DR	PLGR	12	6924N	
DD 60 Series	1989-87	w/Overcrank Protect	DR	DD	12	6513N	6924N
DD 6V-71 (N, NE, T)	1984-81	Opt. Unit	DR	PLGR	12	6924N	
DD 6V-71 (N, NE, T)		Std. Unit	DR	PLGR	12	6924N	
DD 6V-71 (N, NE, T)	1980-79	Opt. Unit	DR	PLGR	12	6924N	
DD 6V-71 (N, NE, T)		Std. Unit	DR	PLGR	12	6924N	
DD 6V-92 (T, TA, TTA)	1988-86	Standard	DR	DD	12	6356N	6924N
DD 6V-92 (T, TA, TTA)		w/Overcrank Protect	DR	DD	12	6513N	6924N
DD 6V-92 (T, TA, TTA)	1985-81	Std. Unit	DR	DD	12	3974N	6356N
DD 6V-92 (T, TA, TTA)	1980-79	Std. Unit	DR	DD	12	3974N	6356N
DD 8V-71 (N, NE, T)	1988-86	Standard	DR	DD	12	6356N	6924N
DD 8V-71 (N, NE, T)		w/Overcrank Protect	DR	DD	12	6513N	6924N
DD 8V-71 (N, NE, T)	1985-81	Std. Unit	DR	DD	12	3974N	6356N
DD 8V-71 (N, NE, T)	1980-79	Std. Unit	DR	DD	12	3974N	6356N
DD 8V-92 (T)	1988-80	50MT, 12Volt	DR	DD	12	3905N	
DD 8V-92 (T)	1980-79	50 MT, 24Volt	DR	DD	24	4930N	
DC9500							
Cummins NTC Eng.	1978-71	Std. Unit	DR	DD	12	3974N	6356N
DH9500							
DD 8V-71 (N, NE, T)	1978-71	Std. Unit	DR	DD	12	3974N	6356N
DI9500							
DD 6V-71 (N, NE, T)	1978-73	Std. Unit	DR	DD	12	3974N	6356N
DD 6V-71 (N, NE, T)	1978-71	Std. Unit	DR	PLGR	12	6924N	
DD 6V-71 (N, NE, T)	1972-71	Std. Unit	DR	DD	12	3974N	6356N
DJ9500							
DD 6V-92 (T, TA, TTA)	1978-74	Std. Unit	DR	DD	12	3974N	6356N
DK9500							
Cummins KT, KTA-450	1978-76	50 MT, 24Volt	DR	DD	24	4930N	
DD 8V-92 (T)	1978-75	50 MT, 24Volt	DR	DD	24	4930N	
DN9500							
Cummins NH-230	1974-71	Std. Unit	DR	DD	12	3974N	6356N
Cummins NHC-250		Std. Unit	DR	DD	12	3974N	6356N
DP9500							
Cummins KT, KTA-450	1978-76	50 MT, 24Volt	DR	DD	24	4930N	
DD 12V-71	1978-71	50 MT, 24Volt	DR	DD	24	4930N	
FC9500							
Cummins NTC Eng.	1978-71	Std. Unit	DR	DD	12	3974N	6356N
FH9500							
DD 8V-71 (N, NE, T)	1978-71	Std. Unit	DR	DD	12	3974N	6356N
FI9500							
DD 6V-71 (N, NE, T)	1978-73	Std. Unit	DR	DD	12	3974N	6356N

STARTERS

STARTERS

ENGINE	YEAR	APPLICATION	Mfg	Type	Volt	PART NO.	OPT. NO.
GMC (Cont'd)							
FI9500 (Cont'd)							
DD 6V-71 (N, NE, T)	1978-71	Std. Unit	DR	PLGR	12	6924N	
DD 6V-71 (N, NE, T)	1972-71	Std. Unit	DR	DD	12	3974N	6356N
FJ9500							
DD 6V-92 (T, TA, TTA)	1978-74	Std. Unit	DR	DD	12	3974N	6356N
FK9500							
DD 8V-92 (T)	1976-75	50 MT, 24Volt	DR	DD	24	4930N	
FN9500							
Cummins NH-230	1974-71	Std. Unit	DR	DD	12	3974N	6356N
Cummins NHC-250		Std. Unit	DR	DD	12	3974N	6356N
G25							
L6 4.1L 250cid	1978	Delco "PG" Series High Performance upgrade	DR	PMGR	12	3510N-PG	
L6 4.1L 250cid		Std. Unit	DR	DD	12	3510N	3510N-PG
L6 4.8L 292cid	1978-75	Delco "PG" Series High Performance upgrade	DR	PMGR	12	3510N-PG	
L6 4.8L 292cid		Std. Unit	DR	DD	12	3510N	3510N-PG
V8 5.0L 305cid	1978-77	Delco "PG" Series High Performance upgrade	DR	PMGR	12	3510N-PG	
V8 5.0L 305cid		Std. Unit	DR	DD	12	3510N	3510N-PG
V8 5.7L 350cid	1978-75	Delco "PG" Series High Performance upgrade	DR	PMGR	12	3510N-PG	
V8 5.7L 350cid		Std. Unit	DR	DD	12	3510N	3510N-PG
V8 6.6L 400cid		Delco "PG" Series High Performance upgrade	DR	PMGR	12	3510N-PG	
V8 6.6L 400cid		Std. Unit	DR	DD	12	3510N	3510N-PG
V8 7.4L 454cid	1976-75	Delco "PG" Series High Performance upgrade	DR	PMGR	12	3510N-PG	
V8 7.4L 454cid		Std. Unit	DR	DD	12	3510N	3510N-PG
G25/G2500 Van							
L6 3.8L 230cid	1969	A.T., Opt. Hi Performance PG260M	DR	PMGR	12	3631N-PG	
L6 3.8L 230cid		A.T., Std. Delco Unit	DR	DD	12	3838N	
L6 3.8L 230cid		M.T.	DR	DD	12	3686N	
L6 3.8L 230cid	1968-67	Opt. Hi Performance PG260M	DR	PMGR	12	3631N-PG	
L6 3.8L 230cid		Std. Delco Unit	DR	DD	12	3838N	
L6 4.1L 250cid	1974-73	A.T., Opt. Hi Performance PG260M	DR	PMGR	12	3631N-PG	
L6 4.1L 250cid		A.T., Std. Delco Unit	DR	DD	12	3838N	
L6 4.1L 250cid	1972-67	Opt. Hi Performance PG260M	DR	PMGR	12	3631N-PG	
L6 4.1L 250cid		Std. Delco Unit	DR	DD	12	3838N	
L6 4.1L 250cid	1971	A.T., PowerGlide, Opt. Hi Performance PG260M	DR	PMGR	12	3631N-PG	
L6 4.1L 250cid		M.T.	DR	DD	12	3686N	
L6 4.1L 250cid		w/PowerGlide, Std. Delco Unit	DR	DD	12	3838N	
L6 4.1L 250cid	1970	Standard Trans., Std. Delco Unit	DR	DD	12	3838N	
L6 4.1L 250cid		w/o Hydromatic Trans, Opt. Hi Performance PG260M	DR	PMGR	12	3631N-PG	
L6 4.1L 4098cc 250cid	1974-73	A.T., Opt. Hi Performance PG260M	DR	PMGR	12	3631N-PG	
L6 4.1L 4098cc 250cid		A.T., Std. Delco Unit	DR	DD	12	3838N	
L6 4.1L 4098cc 250cid	1972-67	Opt. Hi Performance PG260M	DR	PMGR	12	3631N-PG	
L6 4.1L 4098cc 250cid		Std. Delco Unit	DR	DD	12	3838N	
L6 4.8L 292cid	1974	Delco "PG" Series High Performance upgrade	DR	PMGR	12	3510N-PG	
L6 4.8L 292cid		Std. Unit	DR	DD	12	3510N	3510N-PG
L6 4.8L 4786cc 292cid		Delco "PG" Series High Performance upgrade	DR	PMGR	12	3510N-PG	
L6 4.8L 4786cc 292cid		Std. Unit	DR	DD	12	3510N	3510N-PG
V8 4.6L 283cid	1967	A.T., PowerGlide, Opt. Hi Performance PG260M	DR	PMGR	12	3631N-PG	
V8 4.6L 283cid		w/3-Spd. Trans	DR	DD	12	3686N	
V8 4.6L 283cid		w/Hydromatic Trans	DR	DD	12	3560R	
V8 4.6L 283cid		w/PowerGlide, Std. Delco Unit	DR	DD	12	3838N	
V8 5.0L 307cid	1973	A.T., Opt. Hi Performance PG260M	DR	PMGR	12	3631N-PG	
V8 5.0L 307cid		A.T., Std. Delco Unit	DR	DD	12	3838N	
V8 5.0L 307cid	1972	Opt. Hi Performance PG260M	DR	PMGR	12	3631N-PG	
V8 5.0L 307cid		Std. Delco Unit	DR	DD	12	3838N	
V8 5.0L 307cid	1971-70	A.T., PowerGlide, Opt. Hi Performance PG260M	DR	PMGR	12	3631N-PG	
V8 5.0L 307cid		M.T.	DR	DD	12	3627R	
V8 5.0L 307cid		w/Hydromatic Trans, Delco "PG" Series High Performance upgrade	DR	PMGR	12	3510N-PG	
V8 5.0L 307cid		w/Hydromatic Trans, Std. Unit	DR	DD	12	3510N	3510N-PG
V8 5.0L 307cid		w/PowerGlide, Std. Delco Unit	DR	DD	12	3838N	
V8 5.0L 307cid	1969-68	Std. Unit	DR	DD	12	3627R	
V8 5.7L 350cid	1974-73	Delco "PG" Series High Performance upgrade	DR	PMGR	12	3510N-PG	
V8 5.7L 350cid		Std. Unit	DR	DD	12	3510N	3510N-PG
V8 5.7L 350cid	1972	A.T., Delco "PG" Series High Performance upgrade	DR	PMGR	12	3510N-PG	

STARTERS

ENGINE	YEAR	APPLICATION	Mfg	Type	Volt	PART NO.	OPT. NO.
GMC (Cont'd)							
G25/G2500 Van (Cont'd)							
V8 5.7L 350cid	1972	A.T., Std. Unit	DR	DD	12	3510N	3510N-PG
V8 5.7L 350cid		M.T.	DR	DD	12	3689N	
V8 5.7L 350cid	1971-70	M.T.	DR	DD	12	3686N	
V8 5.7L 350cid		w/CBC or PowerGlide Trans	DR	DD	12	3627R	
V8 5.7L 5737cc 350cid	1974	Delco "PG" Series High Performance upgrade	DR	PMGR	12	3510N-PG	
V8 5.7L 5737cc 350cid		Std. Unit	DR	DD	12	3510N	3510N-PG
G2500							
L6 4.1L 250cid	1984-82	Std. Unit	DR	DD	12	3510MN	
L6 4.1L 250cid	1981-79	Delco "PG" Series High Performance upgrade	DR	PMGR	12	3510N-PG	
L6 4.1L 250cid		Std. Unit	DR	DD	12	3510N	3510N-PG
V6 4.3L 262cid	1995-91	Std. Unit	DR	DD	12	6416N	
V6 4.3L 262cid	1990-85	Std. Unit	DR	DD	12	3510MN	
V8 5.0L 305cid	1995-91	Std. Unit	DR	DD	12	6416N	
V8 5.0L 305cid	1990-83	Std. Unit	DR	DD	12	3510MN	
V8 5.0L 305cid	1982	California	DR	DD	12	3510MN	
V8 5.0L 305cid		Exc. California	DR	DD	12	6313N	
V8 5.0L 305cid	1981	VIN F or H, Delco "PG" Series High Performance upgrade	DR	PMGR	12	3510N-PG	
V8 5.0L 305cid		VIN F or H, Std. Unit	DR	DD	12	3510N	3510N-PG
V8 5.0L 305cid		VIN G, Delco "PG" Series High Performance upgrade	DR	PMGR	12	3510N-PG	
V8 5.0L 305cid		VIN G, Std. Unit	DR	DD	12	3510N	3510N-PG
V8 5.0L 305cid	1980-79	Delco "PG" Series High Performance upgrade	DR	PMGR	12	3510N-PG	
V8 5.0L 305cid		Std. Unit	DR	DD	12	3510N	3510N-PG
V8 5.7L 350cid	1995	Std. Unit	DR	PMGR	12	6449N	
V8 5.7L 350cid	1994	DD Starter	DR	DD	12	3510MN	
V8 5.7L 350cid		PMGR Starter	DR	PMGR	12	6449N	
V8 5.7L 350cid	1993-82	Std. Unit	DR	DD	12	3510MN	
V8 5.7L 350cid	1981-79	Delco "PG" Series High Performance upgrade	DR	PMGR	12	3510N-PG	
V8 5.7L 350cid		Std. Unit	DR	DD	12	3510N	3510N-PG
V8 6.2L 379cid	1993-89	Diesel	DR	OSGR	12	6469N	
V8 6.2L 379cid	1988-83	Diesel	DR	OSGR	12	6469N	
V8 6.5L 395cid	1995-94	Diesel	DR	OSGR	12	6469N	
V8 6.6L 400cid	1980-79	Delco "PG" Series High Performance upgrade	DR	PMGR	12	3510N-PG	
V8 6.6L 400cid		Std. Unit	DR	DD	12	3510N	3510N-PG
G35							
L6 4.1L 250cid	1978	Delco "PG" Series High Performance upgrade	DR	PMGR	12	3510N-PG	
L6 4.1L 250cid		Std. Unit	DR	DD	12	3510N	3510N-PG
L6 4.8L 292cid	1978-75	Delco "PG" Series High Performance upgrade	DR	PMGR	12	3510N-PG	
L6 4.8L 292cid		Std. Unit	DR	DD	12	3510N	3510N-PG
V8 5.7L 350cid		Delco "PG" Series High Performance upgrade	DR	PMGR	12	3510N-PG	
V8 5.7L 350cid		Std. Unit	DR	DD	12	3510N	3510N-PG
V8 6.6L 400cid		Delco "PG" Series High Performance upgrade	DR	PMGR	12	3510N-PG	
V8 6.6L 400cid		Std. Unit	DR	DD	12	3510N	3510N-PG
V8 7.4L 454cid	1976	Delco "PG" Series High Performance upgrade	DR	PMGR	12	3510N-PG	
V8 7.4L 454cid		Std. Unit	DR	DD	12	3510N	3510N-PG
G35/G3500 Van							
L6 4.1L 250cid	1974-73	A.T., Opt. Hi Performance PG260M	DR	PMGR	12	3631N-PG	
L6 4.1L 250cid		A.T., Std. Delco Unit	DR	DD	12	3838N	
L6 4.1L 250cid	1971	A.T., PowerGlide, Opt. Hi Performance PG260M	DR	PMGR	12	3631N-PG	
L6 4.1L 250cid		M.T.	DR	DD	12	3686N	
L6 4.1L 250cid		w/PowerGlide, Std. Delco Unit	DR	DD	12	3838N	
L6 4.1L 4097cc 250cid	1974-73	A.T., Opt. Hi Performance PG260M	DR	PMGR	12	3631N-PG	
L6 4.1L 4097cc 250cid		A.T., Std. Delco Unit	DR	DD	12	3838N	
L6 4.1L 4097cc 250cid	1971	A.T., PowerGlide, Opt. Hi Performance PG260M	DR	PMGR	12	3631N-PG	
L6 4.1L 4097cc 250cid		M.T.	DR	DD	12	3686N	
L6 4.1L 4097cc 250cid		w/PowerGlide, Std. Delco Unit	DR	DD	12	3838N	
L6 4.1L 4097cc 250cid	1970	Standard Trans., Std. Delco Unit	DR	DD	12	3838N	
L6 4.1L 4097cc 250cid		w/o Hydromatic Trans, Opt. Hi Performance PG260M	DR	PMGR	12	3631N-PG	
L6 4.1L 4097cc 250cid	1967	Opt. Hi Performance PG260M	DR	PMGR	12	3631N-PG	
L6 4.1L 4097cc 250cid		Std. Delco Unit	DR	DD	12	3838N	
L6 4.1L 4098cc 250cid	1974-73	A.T., Opt. Hi Performance PG260M	DR	PMGR	12	3631N-PG	
L6 4.1L 4098cc 250cid		A.T., Std. Delco Unit	DR	DD	12	3838N	
L6 4.8L 292cid	1974	Delco "PG" Series High Performance upgrade	DR	PMGR	12	3510N-PG	
L6 4.8L 292cid		Std. Unit	DR	DD	12	3510N	3510N-PG

STARTERS

STARTERS

ENGINE	YEAR	APPLICATION	Mfg	Type	Volt	PART NO.	OPT. NO.
GMC (Cont'd)							
G35/G3500 Van (Cont'd)							
L6 4.8L 4786cc 292cid	1974	Delco "PG" Series High Performance upgrade	DR	PMGR	12	3510N-PG	
L6 4.8L 4786cc 292cid		Std. Unit	DR	DD	12	3510N	3510N-PG
L6 4.8L 4801cc 292cid		Delco "PG" Series High Performance upgrade	DR	PMGR	12	3510N-PG	
L6 4.8L 4801cc 292cid		Std. Unit	DR	DD	12	3510N	3510N-PG
V8 4.6L 4638cc 283cid	1967	A.T., PowerGlide, Opt. Hi Performance PG260M	DR	PMGR	12	3631N-PG	
V8 4.6L 4638cc 283cid		w/3-Spd. Trans	DR	DD	12	3686N	
V8 4.6L 4638cc 283cid		w/Hydromatic Trans	DR	DD	12	3560R	
V8 4.6L 4638cc 283cid		w/PowerGlide, Std. Delco Unit	DR	DD	12	3838N	
V8 5.0L 5031cc 307cid	1973	A.T., Opt. Hi Performance PG260M	DR	PMGR	12	3631N-PG	
V8 5.0L 5031cc 307cid		A.T., Std. Delco Unit	DR	DD	12	3838N	
V8 5.0L 5031cc 307cid	1972	Opt. Hi Performance PG260M	DR	PMGR	12	3631N-PG	
V8 5.0L 5031cc 307cid		Std. Delco Unit	DR	DD	12	3838N	
V8 5.0L 5031cc 307cid	1971	A.T., PowerGlide, Opt. Hi Performance PG260M	DR	PMGR	12	3631N-PG	
V8 5.0L 5031cc 307cid		M.T.	DR	DD	12	3627R	
V8 5.0L 5031cc 307cid		w/Hydromatic Trans, Delco "PG" Series High Performance upgrade	DR	PMGR	12	3510N-PG	
V8 5.0L 5031cc 307cid		w/Hydromatic Trans, Std. Unit	DR	DD	12	3510N	3510N-PG
V8 5.0L 5031cc 307cid		w/PowerGlide, Std. Delco Unit	DR	DD	12	3838N	
V8 5.0L 5031cc 307cid	1970	A.T., Std. Unit, w/Hydromatic Trans	DR	DD	12	3510N	3510N-PG
V8 5.0L 5031cc 307cid		A.T., w/Hydromatic Trans, Delco "PG" Series High Performance upgrade	DR	PMGR	12	3510N-PG	
V8 5.0L 5031cc 307cid		A.T., w/PowerGlide, Opt. Hi Performance PG260M	DR	PMGR	12	3631N-PG	
V8 5.0L 5031cc 307cid		A.T., w/PowerGlide, Std. Delco Unit	DR	DD	12	3838N	
V8 5.0L 5031cc 307cid		M.T., Std. Delco Unit	DR	DD	12	3627R	
V8 5.7L 350cid	1974-73	Delco "PG" Series High Performance upgrade	DR	PMGR	12	3510N-PG	
V8 5.7L 350cid		Std. Unit	DR	DD	12	3510N	3510N-PG
V8 5.7L 350cid	1972	A.T., Delco "PG" Series High Performance upgrade	DR	PMGR	12	3510N-PG	
V8 5.7L 350cid		A.T., Std. Unit	DR	DD	12	3510N	3510N-PG
V8 5.7L 350cid		M.T.	DR	DD	12	3689N	
V8 5.7L 350cid	1971	M.T.	DR	DD	12	3686N	
V8 5.7L 350cid		w/CBC or PowerGlide Trans	DR	DD	12	3627R	
V8 5.7L 5736cc 350cid	1974-73	Delco "PG" Series High Performance upgrade	DR	PMGR	12	3510N-PG	
V8 5.7L 5736cc 350cid		Std. Unit	DR	DD	12	3510N	3510N-PG
V8 5.7L 5736cc 350cid	1972	A.T., Delco "PG" Series High Performance upgrade	DR	PMGR	12	3510N-PG	
V8 5.7L 5736cc 350cid		A.T., Std. Unit	DR	DD	12	3510N	3510N-PG
V8 5.7L 5736cc 350cid		M.T.	DR	DD	12	3689N	
V8 5.7L 5736cc 350cid	1971-70	M.T.	DR	DD	12	3686N	
V8 5.7L 5736cc 350cid		w/CBC or PowerGlide Trans	DR	DD	12	3627R	
V8 5.7L 5737cc 350cid	1974	Delco "PG" Series High Performance upgrade	DR	PMGR	12	3510N-PG	
V8 5.7L 5737cc 350cid		Std. Unit	DR	DD	12	3510N	3510N-PG
G3500							
L6 4.1L 250cid	1984-82	Std. Unit	DR	DD	12	3510MN	
L6 4.1L 250cid	1979	Delco "PG" Series High Performance upgrade	DR	PMGR	12	3510N-PG	
L6 4.1L 250cid		Std. Unit	DR	DD	12	3510N	3510N-PG
V6 4.3L 262cid	1995-91	Std. Unit	DR	DD	12	6416N	
V6 4.3L 262cid	1990-85	Std. Unit	DR	DD	12	3510MN	
V8 5.0L 305cid	1981	VIN F or H, Delco "PG" Series High Performance upgrade	DR	PMGR	12	3510N-PG	
V8 5.0L 305cid		VIN F or H, Std. Unit	DR	DD	12	3510N	3510N-PG
V8 5.0L 305cid		VIN G, Delco "PG" Series High Performance upgrade	DR	PMGR	12	3510N-PG	
V8 5.0L 305cid		VIN G, Std. Unit	DR	DD	12	3510N	3510N-PG
V8 5.7L 350cid	1996-95	Std. Unit	DR	PMGR	12	6449N	
V8 5.7L 350cid	1994	DD Starter	DR	DD	12	3510MN	
V8 5.7L 350cid		PMGR Starter	DR	PMGR	12	6449N	
V8 5.7L 350cid	1993-82	Std. Unit	DR	DD	12	3510MN	
V8 5.7L 350cid	1981-79	Delco "PG" Series High Performance upgrade	DR	PMGR	12	3510N-PG	
V8 5.7L 350cid		Std. Unit	DR	DD	12	3510N	3510N-PG
V8 6.2L 379cid	1993-89	Diesel	DR	OSGR	12	6469N	
V8 6.2L 379cid	1988-83	Diesel	DR	OSGR	12	6469N	
V8 6.5L 395cid	1996	Std. Unit	DR	OSGR	12	6469N	
V8 6.5L 395cid	1995-94	Diesel	DR	OSGR	12	6469N	
V8 6.6L 400cid	1980-79	Delco "PG" Series High Performance upgrade	DR	PMGR	12	3510N-PG	
V8 6.6L 400cid		Std. Unit	DR	DD	12	3510N	3510N-PG
V8 7.4L 454cid	1996-95	Std. Unit	DR	PMGR	12	6449N	
V8 7.4L 454cid	1994	DD Starter	DR	DD	12	3510MN	

STARTERS

ENGINE	YEAR	APPLICATION	Mfg	Type	Volt	PART NO.	OPT. NO.
GMC (Cont'd)							
G3500 (Cont'd)							
V8 7.4L 454cid	1994	PMGR Starter	DR	PMGR	12	6449N	
V8 7.4L 454cid	1993-88	Std. Unit	DR	DD	12	3510MN	
HC9500							
Cummins NTC Eng.	1978-71	Std. Unit	DR	DD	12	3974N	6356N
HE70							
GM 6.0L (366) V8 Gas	1978	Exc. MD-1 Trans.	DR	DD	12	4174N	
GM 6.0L (366) V8 Gas		w/L86 4BBL Carb.	DR	DD	12	4174N	
GM 6.0L (366) V8 Gas	1978-76	w/MD-1 Trans.	DR	DD	12	3533R	
GM 6.0L (366) V8 Gas	1977-76	Std. Unit	DR	DD	12	4174N	
GM 6.0L (366) V8 Gas		w/MD-4 Trans.	DR	DD	12	3689N	
GM 6.0L (366) V8 Gas	1977-75	ME-6	DR	DD	12	4038N	
GM 6.0L (366) V8 Gas	1974-73	w/Allison AT-475	DR	DD	12	3560R	
GM 7.0L (427) V8 Gas	1978	A.T.	DR	DD	12	3533R	
GM 7.0L (427) V8 Gas		M.T.	DR	DD	12	4038N	
GM 7.0L (427) V8 Gas	1977	Standard	DR	DD	12	4038N	
GM 7.0L (427) V8 Gas		w/MD-1 Trans.	DR	DD	12	3533R	
GM 7.0L (427) V8 Gas	1976-75	Std. Unit	DR	DD	12	4038N	
GM 7.0L (427) V8 Gas	1974-73	Std. Unit	DR	DD	12	4038N	
GM 7.4L (454) V8 Gas	1978-74	Std. Unit	DR	DD	12	4174N	
HE80							
GM 6.0L (366) V8 Gas	1978	Exc. MD-1 Trans.	DR	DD	12	4174N	
GM 6.0L (366) V8 Gas		w/L86 4BBL Carb.	DR	DD	12	4174N	
GM 6.0L (366) V8 Gas	1978-76	w/MD-1 Trans.	DR	DD	12	3533R	
GM 6.0L (366) V8 Gas	1977-76	Std. Unit	DR	DD	12	4174N	
GM 6.0L (366) V8 Gas		w/MD-4 Trans.	DR	DD	12	3689N	
GM 6.0L (366) V8 Gas	1977-75	ME-6	DR	DD	12	4038N	
GM 6.0L (366) V8 Gas	1974-73	w/Allison AT-475	DR	DD	12	3560R	
GM 7.0L (427) V8 Gas	1978	A.T.	DR	DD	12	3533R	
GM 7.0L (427) V8 Gas		M.T.	DR	DD	12	4038N	
GM 7.0L (427) V8 Gas	1977	Standard	DR	DD	12	4038N	
GM 7.0L (427) V8 Gas		w/MD-1 Trans.	DR	DD	12	3533R	
GM 7.0L (427) V8 Gas	1976-75	Std. Unit	DR	DD	12	4038N	
GM 7.0L (427) V8 Gas	1974-73	Std. Unit	DR	DD	12	4038N	
GM 7.4L (454) V8 Gas	1978-74	Std. Unit	DR	DD	12	4174N	
HH9500							
DD 8V-71 (N, NE, T)	1978-71	Std. Unit	DR	DD	12	3974N	6356N
HJ7500							
GMC Toro-Flo DH-637	1972-67	Std. Unit	DR	PLGR	12	6907N	
HJ90							
DD 6V-92 (T, TA, TTA)	1978-77	Std. Unit	DR	DD	12	3974N	6356N
HM7500							
GM 6.6L (401) V6 Gas	1972-71	Std. Unit	DR	DD	12	4038N	
HM80							
GM 6.6L (401) V6 Gas	1972-71	Std. Unit	DR	DD	12	4038N	
HN9500							
Cummins NH-230	1974-73	Std. Unit	DR	DD	12	3974N	6356N
Cummins NHC-250	1974-71	Std. Unit	DR	DD	12	3974N	6356N
HY7500							
Caterpillar 3208	1978-76	Std. Unit	DR	PLGR	12	6907N	
J8C Bruin							
Caterpillar 3208	1988-86	Standard	DR	PLGR	12	6907N	
Caterpillar 3208	1988-84	w/Overcrank Protect	DR	PLGR	12	6907N	
Caterpillar 3208	1985-84	Standard	DR	PLGR	12	6907N	
Caterpillar 3208	1983-79	Std. Unit	DR	PLGR	12	6907N	
Cummins L-10	1989-86	Standard	DR	DD	12	6356N	6924N
Cummins L-10		w/Overcrank Protect	DR	DD	12	6513N	6924N
Cummins L-10	1985-83	Standard	DR	DD	12	3974N	6356N
Cummins L-10		w/Overcrank Protect	DR	PLGR	12	6924N	
Cummins NTC Eng.	1989-86	Standard	DR	DD	12	6356N	6924N
Cummins NTC Eng.		w/Overcrank Protect	DR	DD	12	6513N	6924N

STARTERS

STARTERS

ENGINE	YEAR	APPLICATION	Mfg	Type	Volt	PART NO.	OPT. NO.
GMC (Cont'd)							
J8C Bruin (Cont'd)							
Cummins NTC Eng.	1985-81	Standard	DR	DD	12	3974N	6356N
Cummins NTC Eng.	1980-73	Std. Unit	DR	DD	12	3974N	6356N
Cummins	NTC						
Eng.;290,300,350,400	1985-81	w/Overcrank Protect	DR	PLGR	12	6924N	
DD 60 Series	1989-87	w/Overcrank Protect	DR	DD	12	6513N	6924N
DD 6V-71 (N, NE, T)	1984-81	Opt. Unit	DR	PLGR	12	6924N	
DD 6V-71 (N, NE, T)		Std. Unit	DR	PLGR	12	6924N	
DD 6V-71 (N, NE, T)		w/700 Trans.	DR	PLGR	12	6924N	
DD 6V-71 (N, NE, T)	1980-79	Opt. Unit	DR	PLGR	12	6924N	
DD 6V-71 (N, NE, T)		Std. Unit	DR	PLGR	12	6924N	
DD 6V-92 (T, TA, TTA)	1988-86	Standard	DR	DD	12	6356N	6924N
DD 6V-92 (T, TA, TTA)		w/Overcrank Protect	DR	DD	12	6513N	6924N
DD 6V-92 (T, TA, TTA)	1985-81	Std. Unit	DR	DD	12	3974N	6356N
DD 6V-92 (T, TA, TTA)	1980-79	Std. Unit	DR	DD	12	3974N	6356N
DD 8.2L (N, T)	1988-84	50MT, 12Volt	DR	DD	12	3905N	
DD 8V-71 (N, NE, T)	1986	Standard	DR	DD	12	6356N	6924N
DD 8V-71 (N, NE, T)		w/Overcrank Protect	DR	DD	12	6513N	6924N
DD 8V-71 (N, NE, T)	1985-81	Std. Unit	DR	DD	12	3974N	6356N
DD 8V-71 (N, NE, T)	1980-79	Std. Unit	DR	DD	12	3974N	6356N
DD 8V-92 (T)	1986-83	50MT, 12Volt	DR	DD	12	3905N	
GM 7.0L (427) V8 Gas	1982-79	A.T.	DR	DD	12	3533R	
GM 7.0L (427) V8 Gas		M.T.	DR	DD	12	4038N	
J9C Bruin							
Caterpillar 3208	1988-86	Standard	DR	PLGR	12	6907N	
Caterpillar 3208	1988-84	w/Overcrank Protect	DR	PLGR	12	6907N	
Caterpillar 3208	1985-84	Standard	DR	PLGR	12	6907N	
Caterpillar 3208	1983-79	Std. Unit	DR	PLGR	12	6907N	
Cummins L-10	1989-86	Standard	DR	DD	12	6356N	6924N
Cummins L-10		w/Overcrank Protect	DR	DD	12	6513N	6924N
Cummins L-10	1985-83	Standard	DR	DD	12	3974N	6356N
Cummins L-10		w/Overcrank Protect	DR	PLGR	12	6924N	
Cummins NTC Eng.	1989-86	Standard	DR	DD	12	6356N	6924N
Cummins NTC Eng.		w/Overcrank Protect	DR	DD	12	6513N	6924N
Cummins NTC Eng.	1985-81	Standard	DR	DD	12	3974N	6356N
Cummins NTC Eng.	1980-73	Std. Unit	DR	DD	12	3974N	6356N
Cummins	NTC						
Eng.;290,300,350,400	1985-81	w/Overcrank Protect	DR	PLGR	12	6924N	
DD 60 Series	1989-87	w/Overcrank Protect	DR	DD	12	6513N	6924N
DD 6V-71 (N, NE, T)	1984-81	Opt. Unit	DR	PLGR	12	6924N	
DD 6V-71 (N, NE, T)		Std. Unit	DR	PLGR	12	6924N	
DD 6V-71 (N, NE, T)		w/700 Trans.	DR	PLGR	12	6924N	
DD 6V-71 (N, NE, T)	1980-79	Opt. Unit	DR	PLGR	12	6924N	
DD 6V-71 (N, NE, T)		Std. Unit	DR	PLGR	12	6924N	
DD 6V-92 (T, TA, TTA)	1988-86	Standard	DR	DD	12	6356N	6924N
DD 6V-92 (T, TA, TTA)		w/Overcrank Protect	DR	DD	12	6513N	6924N
DD 6V-92 (T, TA, TTA)	1985-81	Std. Unit	DR	DD	12	3974N	6356N
DD 6V-92 (T, TA, TTA)	1980-79	Std. Unit	DR	DD	12	3974N	6356N
DD 8.2L (N, T)	1988-84	50MT, 12Volt	DR	DD	12	3905N	
DD 8V-71 (N, NE, T)	1986	Standard	DR	DD	12	6356N	6924N
DD 8V-71 (N, NE, T)		w/Overcrank Protect	DR	DD	12	6513N	6924N
DD 8V-71 (N, NE, T)	1985-81	Std. Unit	DR	DD	12	3974N	6356N
DD 8V-71 (N, NE, T)	1980-79	Std. Unit	DR	DD	12	3974N	6356N
DD 8V-92 (T)	1986-83	50MT, 12Volt	DR	DD	12	3905N	
GM 7.0L (427) V8 Gas	1982-79	A.T.	DR	DD	12	3533R	
GM 7.0L (427) V8 Gas		M.T.	DR	DD	12	4038N	
JC9500							
Cummins NTC Eng.	1978-71	Std. Unit	DR	DD	12	3974N	6356N
JE70							
GM 6.0L (366) V8 Gas	1978	Exc. MD-1 Trans.	DR	DD	12	4174N	
GM 6.0L (366) V8 Gas		w/L86 4BBL Carb.	DR	DD	12	4174N	
GM 6.0L (366) V8 Gas	1978-76	w/MD-1 Trans.	DR	DD	12	3533R	
GM 6.0L (366) V8 Gas	1977-76	Std. Unit	DR	DD	12	4174N	
GM 6.0L (366) V8 Gas		w/MD-4 Trans.	DR	DD	12	3689N	
GM 6.0L (366) V8 Gas	1977-75	ME-6	DR	DD	12	4038N	

STARTERS

ENGINE	YEAR	APPLICATION	Mfg	Type	Volt	PART NO.	OPT. NO.
GMC (Cont'd)							
JE70 (Cont'd)							
GM 6.0L (366) V8 Gas	1974-73	w/Allison AT-475	DR	DD	12	3560R	
GM 7.0L (427) V8 Gas	1978	A.T.	DR	DD	12	3533R	
GM 7.0L (427) V8 Gas		M.T.	DR	DD	12	4038N	
GM 7.0L (427) V8 Gas	1977	Standard	DR	DD	12	4038N	
GM 7.0L (427) V8 Gas		w/MD-1 Trans.	DR	DD	12	3533R	
GM 7.0L (427) V8 Gas	1976-75	Std. Unit	DR	DD	12	4038N	
GM 7.0L (427) V8 Gas	1974-73	Std. Unit	DR	DD	12	4038N	
GM 7.4L (454) V8 Gas	1978-74	Std. Unit	DR	DD	12	4174N	
JE80							
GM 6.0L (366) V8 Gas	1978	Exc. MD-1 Trans.	DR	DD	12	4174N	
GM 6.0L (366) V8 Gas		w/L86 4BBL Carb.	DR	DD	12	4174N	
GM 6.0L (366) V8 Gas	1978-76	w/MD-1 Trans.	DR	DD	12	3533R	
GM 6.0L (366) V8 Gas	1977-76	Std. Unit	DR	DD	12	4174N	
GM 6.0L (366) V8 Gas		w/MD-4 Trans.	DR	DD	12	3689N	
GM 6.0L (366) V8 Gas	1977-75	ME-6	DR	DD	12	4038N	
GM 6.0L (366) V8 Gas	1974-73	w/Allison AT-475	DR	DD	12	3560R	
GM 7.0L (427) V8 Gas	1978	A.T.	DR	DD	12	3533R	
GM 7.0L (427) V8 Gas		M.T.	DR	DD	12	4038N	
GM 7.0L (427) V8 Gas	1977	Standard	DR	DD	12	4038N	
GM 7.0L (427) V8 Gas		w/MD-1 Trans.	DR	DD	12	3533R	
GM 7.0L (427) V8 Gas	1976-75	Std. Unit	DR	DD	12	4038N	
GM 7.0L (427) V8 Gas	1974-73	Std. Unit	DR	DD	12	4038N	
GM 7.4L (454) V8 Gas	1978-74	Std. Unit	DR	DD	12	4174N	
GM 7.4L (454) V8 Gas	1975	Std. Unit	DR	DD	12	4174N	
JH9500							
DD 8V-71 (N, NE, T)	1978-71	Std. Unit	DR	DD	12	3974N	6356N
JJ7500							
GMC Toro-Flo DH-637	1972-67	Std. Unit	DR	PLGR	12	6907N	
JJ9500							
DD 6V-92 (T, TA, TTA)	1978-77	Std. Unit	DR	DD	12	3974N	6356N
JM7500							
GM 6.6L (401) V6 Gas	1972-71	Std. Unit	DR	DD	12	4038N	
JM80							
GM 6.6L (401) V6 Gas	1972-71	Std. Unit	DR	DD	12	4038N	
JN9500							
Cummins NH-230	1974-73	Std. Unit	DR	DD	12	3974N	6356N
Cummins NHC-250	1974-71	Std. Unit	DR	DD	12	3974N	6356N
JY7500							
Caterpillar 3208	1978-76	Std. Unit	DR	PLGR	12	6907N	
K25							
L6 4.1L 250cid	1978-75	Delco "PG" Series High Performance upgrade	DR	PMGR	12	3510N-PG	
L6 4.1L 250cid		Std. Unit	DR	DD	12	3510N	3510N-PG
L6 4.8L 292cid		Delco "PG" Series High Performance upgrade	DR	PMGR	12	3510N-PG	
L6 4.8L 292cid		Std. Unit	DR	DD	12	3510N	3510N-PG
L6 4.8L 292cid	1977-76	A.T., Delco "PG" Series High Performance upgrade	DR	PMGR	12	3510N-PG	
L6 4.8L 292cid		A.T., Std. Unit	DR	DD	12	3510N	3510N-PG
L6 4.8L 292cid		w/3-Spd. M.T., Delco "PG" Series High Performance upgrade	DR	PMGR	12	3510N-PG	
L6 4.8L 292cid		w/3-Spd. M.T., Std. Unit	DR	DD	12	3510N	3510N-PG
L6 4.8L 292cid		w/4-Spd. M.T.	DR	DD	12	3686N	
V8 5.0L 305cid	1978-77	Delco "PG" Series High Performance upgrade	DR	PMGR	12	3510N-PG	
V8 5.0L 305cid		Std. Unit	DR	DD	12	3510N	3510N-PG
V8 5.7L 350cid	1978	Diesel, Cast Iron Front Housing	DR	DD	12	3601R	
V8 5.7L 350cid	1978-75	Delco "PG" Series High Performance upgrade	DR	PMGR	12	3510N-PG	
V8 5.7L 350cid		Std. Unit	DR	DD	12	3510N	3510N-PG
V8 6.6L 400cid		Delco "PG" Series High Performance upgrade	DR	PMGR	12	3510N-PG	
V8 6.6L 400cid		Std. Unit	DR	DD	12	3510N	3510N-PG
V8 7.4L 454cid	1978-76	Delco "PG" Series High Performance upgrade	DR	PMGR	12	3510N-PG	
V8 7.4L 454cid		Std. Unit	DR	DD	12	3510N	3510N-PG
K25 Pickup							
L6 4.1L 4097cc 250cid	1966	A.T., PowerGlide, Opt. Hi Performance PG260M	DR	PMGR	12	3631N-PG	

STARTERS

STARTERS

ENGINE	YEAR	APPLICATION	Mfg	Type	Volt	PART NO.	OPT. NO.
GMC (Cont'd)							
K25 Pickup (Cont'd)							
L6 4.1L 4097cc 250cid	1966	M.T.	DR	DD	12	3686N	
L6 4.1L 4097cc 250cid		w/PowerGlide, Std. Delco Unit	DR	DD	12	3838N	
L6 4.8L 4801cc 292cid		Std. Unit	DR	DD	12	3686N	
V8 4.6L 4638cc 283cid		A.T., PowerGlide, Opt. Hi Performance PG260M	DR	PMGR	12	3631N-PG	
V8 4.6L 4638cc 283cid		w/3-Spd. Trans	DR	DD	12	3686N	
V8 4.6L 4638cc 283cid		w/Hydromatic Trans	DR	DD	12	3560R	
V8 4.6L 4638cc 283cid		w/PowerGlide, Std. Delco Unit	DR	DD	12	3838N	
K25 Suburban							
L6 4.8L 292cid	1978-75	Delco "PG" Series High Performance upgrade	DR	PMGR	12	3510N-PG	
L6 4.8L 292cid		Std. Unit	DR	DD	12	3510N	3510N-PG
L6 4.8L 292cid	1977-76	A.T., Delco "PG" Series High Performance upgrade	DR	PMGR	12	3510N-PG	
L6 4.8L 292cid		A.T., Std. Unit	DR	DD	12	3510N	3510N-PG
L6 4.8L 292cid		w/3-Spd. M.T., Delco "PG" Series High Performance upgrade	DR	PMGR	12	3510N-PG	
L6 4.8L 292cid		w/3-Spd. M.T., Std. Unit	DR	DD	12	3510N	3510N-PG
L6 4.8L 292cid		w/4-Spd. M.T.	DR	DD	12	3686N	
V8 5.0L 305cid	1978-77	Delco "PG" Series High Performance upgrade	DR	PMGR	12	3510N-PG	
V8 5.0L 305cid		Std. Unit	DR	DD	12	3510N	3510N-PG
V8 5.7L 350cid	1978	Diesel	DR	DD	12	3601R	
V8 5.7L 350cid	1978-75	Delco "PG" Series High Performance upgrade	DR	PMGR	12	3510N-PG	
V8 5.7L 350cid		Std. Unit	DR	DD	12	3510N	3510N-PG
V8 6.6L 400cid		Delco "PG" Series High Performance upgrade	DR	PMGR	12	3510N-PG	
V8 6.6L 400cid		Std. Unit	DR	DD	12	3510N	3510N-PG
V8 7.4L 454cid	1977-76	Delco "PG" Series High Performance upgrade	DR	PMGR	12	3510N-PG	
V8 7.4L 454cid		Std. Unit	DR	DD	12	3510N	3510N-PG
K25/K2500 Pickup							
L6 4.1L 250cid	1974-73	M.T., Delco "PG" Series High Performance upgrade	DR	PMGR	12	3510N-PG	
L6 4.1L 250cid		M.T., Std. Unit	DR	DD	12	3510N	3510N-PG
L6 4.1L 250cid	1974-72	A.T., Opt. Hi Performance PG260M	DR	PMGR	12	3631N-PG	
L6 4.1L 250cid		A.T., Std. Delco Unit	DR	DD	12	3838N	
L6 4.1L 250cid	1972-68	M.T.	DR	DD	12	3686N	
L6 4.1L 250cid	1971	w/PowerGlide, Std. Delco Unit	DR	DD	12	3838N	
L6 4.1L 250cid	1971-68	A.T., PowerGlide, Opt. Hi Performance PG260M	DR	PMGR	12	3631N-PG	
L6 4.1L 250cid	1970-68	A.T., w/PowerGlide, Std. Delco Unit	DR	DD	12	3838N	
L6 4.1L 4097cc 250cid	1974-73	M.T., Delco "PG" Series High Performance upgrade	DR	PMGR	12	3510N-PG	
L6 4.1L 4097cc 250cid		M.T., Std. Unit	DR	DD	12	3510N	3510N-PG
L6 4.1L 4097cc 250cid	1974-72	A.T., Opt. Hi Performance PG260M	DR	PMGR	12	3631N-PG	
L6 4.1L 4097cc 250cid		A.T., Std. Delco Unit	DR	DD	12	3838N	
L6 4.1L 4097cc 250cid	1972-67	M.T.	DR	DD	12	3686N	
L6 4.1L 4097cc 250cid	1971-68	w/PowerGlide, Std. Delco Unit	DR	DD	12	3838N	
L6 4.1L 4097cc 250cid	1971-67	A.T., PowerGlide, Opt. Hi Performance PG260M	DR	PMGR	12	3631N-PG	
L6 4.1L 4097cc 250cid	1967	A.T., w/PowerGlide, Std. Delco Unit	DR	DD	12	3838N	
L6 4.1L 4098cc 250cid	1974-73	M.T., Delco "PG" Series High Performance upgrade	DR	PMGR	12	3510N-PG	
L6 4.1L 4098cc 250cid		M.T., Std. Unit	DR	DD	12	3510N	3510N-PG
L6 4.1L 4098cc 250cid	1974-72	A.T., Opt. Hi Performance PG260M	DR	PMGR	12	3631N-PG	
L6 4.1L 4098cc 250cid		A.T., Std. Delco Unit	DR	DD	12	3838N	
L6 4.1L 4098cc 250cid	1972-67	M.T.	DR	DD	12	3686N	
L6 4.1L 4098cc 250cid	1967	A.T., PowerGlide, Opt. Hi Performance PG260M	DR	PMGR	12	3631N-PG	
L6 4.1L 4098cc 250cid		A.T., w/PowerGlide, Std. Delco Unit	DR	DD	12	3838N	
L6 4.8L 292cid	1974	M.T., VIN S	DR	DD	12	3686N	
L6 4.8L 292cid		VIN T, Delco "PG" Series High Performance upgrade	DR	PMGR	12	3510N-PG	
L6 4.8L 292cid		VIN T, Std. Unit	DR	DD	12	3510N	3510N-PG
L6 4.8L 292cid	1973	Delco "PG" Series High Performance upgrade	DR	PMGR	12	3510N-PG	
L6 4.8L 292cid		Std. Unit	DR	DD	12	3510N	3510N-PG
L6 4.8L 292cid	1972-70	M.T.	DR	DD	12	3686N	
L6 4.8L 292cid	1971-70	A.T., PowerGlide, Opt. Hi Performance PG260M	DR	PMGR	12	3631N-PG	
L6 4.8L 292cid		w/PowerGlide, Std. Delco Unit	DR	DD	12	3838N	
L6 4.8L 292cid	1968	Std. Unit	DR	DD	12	3686N	
L6 4.8L 4786cc 292cid	1974	M.T., VIN S	DR	DD	12	3686N	
L6 4.8L 4786cc 292cid		VIN T, Delco "PG" Series High Performance upgrade	DR	PMGR	12	3510N-PG	
L6 4.8L 4786cc 292cid		VIN T, Std. Unit	DR	DD	12	3510N	3510N-PG
L6 4.8L 4786cc 292cid	1973	Delco "PG" Series High Performance upgrade	DR	PMGR	12	3510N-PG	
L6 4.8L 4786cc 292cid		Std. Unit	DR	DD	12	3510N	3510N-PG
L6 4.8L 4801cc 292cid	1974	M.T., VIN S	DR	DD	12	3686N	
L6 4.8L 4801cc 292cid		VIN T, Delco "PG" Series High Performance upgrade	DR	PMGR	12	3510N-PG	

STARTERS

ENGINE	YEAR	APPLICATION	Mfg	Type	Volt	PART NO.	OPT. NO.
GMC (Cont'd)							
K25/K2500 Pickup (Cont'd)							
L6 4.8L 4801cc 292cid	1974	VIN T, Std. Unit	DR	DD	12	3510N	3510N-PG
L6 4.8L 4801cc 292cid	1973	Delco "PG" Series High Performance upgrade	DR	PMGR	12	3510N-PG	
L6 4.8L 4801cc 292cid		Std. Unit	DR	DD	12	3510N	3510N-PG
L6 4.8L 4801cc 292cid	1972-69	M.T.	DR	DD	12	3686N	
L6 4.8L 4801cc 292cid	1971-69	A.T., PowerGlide, Opt. Hi Performance PG260M	DR	PMGR	12	3631N-PG	
L6 4.8L 4801cc 292cid		w/PowerGlide, Std. Delco Unit	DR	DD	12	3838N	
L6 4.8L 4801cc 292cid	1968-67	Std. Unit	DR	DD	12	3686N	
V8 4.6L 4638cc 283cid	1967	A.T., PowerGlide, Opt. Hi Performance PG260M	DR	PMGR	12	3631N-PG	
V8 4.6L 4638cc 283cid		A.T., w/PowerGlide, Std. Delco Unit	DR	DD	12	3838N	
V8 4.6L 4638cc 283cid		w/3-Spd. Trans	DR	DD	12	3686N	
V8 4.6L 4638cc 283cid		w/Hydromatic Trans	DR	DD	12	3560R	
V8 5.0L 307cid	1972	Std. Unit	DR	DD	12	3686N	
V8 5.0L 307cid	1971-69	A.T., w/PowerGlide, Std. Delco Unit	DR	DD	12	3838N	
V8 5.0L 307cid	1971-68	A.T., PowerGlide, Opt. Hi Performance PG260M	DR	PMGR	12	3631N-PG	
V8 5.0L 307cid		M.T.	DR	DD	12	3686N	
V8 5.0L 307cid		w/A.T., Hydromatic	DR	DD	12	3560R	
V8 5.0L 307cid	1968	w/PowerGlide, Std. Delco Unit	DR	DD	12	3838N	
V8 5.0L 5031cc 307cid	1973	Opt. Hi Performance PG260M	DR	PMGR	12	3631N-PG	
V8 5.0L 5031cc 307cid		Std. Delco Unit	DR	DD	12	3838N	
V8 5.0L 5031cc 307cid	1972	Std. Unit	DR	DD	12	3686N	
V8 5.0L 5031cc 307cid	1971-68	A.T., PowerGlide, Opt. Hi Performance PG260M	DR	PMGR	12	3631N-PG	
V8 5.0L 5031cc 307cid		M.T.	DR	DD	12	3686N	
V8 5.0L 5031cc 307cid		w/A.T., Hydromatic	DR	DD	12	3560R	
V8 5.0L 5031cc 307cid		w/PowerGlide, Std. Delco Unit	DR	DD	12	3838N	
V8 5.0L 5031cc 307cid	1970-69	A.T., w/PowerGlide, Std. Delco Unit	DR	DD	12	3838N	
V8 5.4L 327cid	1968	A.T., PowerGlide, Opt. Hi Performance PG260M	DR	PMGR	12	3631N-PG	
V8 5.4L 327cid		w/A.T., Hydromatic	DR	DD	12	3627R	
V8 5.4L 327cid		w/M.T., 3-Spd	DR	DD	12	3686N	
V8 5.4L 327cid		w/M.T., 4-Spd. or 5-Spd.	DR	DD	12	3633N	
V8 5.4L 327cid		w/PowerGlide, Std. Delco Unit	DR	DD	12	3838N	
V8 5.7L 350cid	1974-73	Delco "PG" Series High Performance upgrade	DR	PMGR	12	3510N-PG	
V8 5.7L 350cid		Std. Unit	DR	DD	12	3510N	3510N-PG
V8 5.7L 350cid	1972	A.T., Delco "PG" Series High Performance upgrade	DR	PMGR	12	3510N-PG	
V8 5.7L 350cid		A.T., Std. Unit	DR	DD	12	3510N	3510N-PG
V8 5.7L 350cid		M.T.	DR	DD	12	3689N	
V8 5.7L 350cid	1971-70	M.T.	DR	DD	12	3686N	
V8 5.7L 350cid		w/CBC or PowerGlide Trans	DR	DD	12	3627R	
V8 5.7L 350cid		w/PowerMatic Trans	DR	DD	12	3686N	
V8 5.7L 350cid	1969	Std. Unit	DR	DD	12	3633N	
V8 5.7L 5736cc 350cid	1974-73	Delco "PG" Series High Performance upgrade	DR	PMGR	12	3510N-PG	
V8 5.7L 5736cc 350cid		Std. Unit	DR	DD	12	3510N	3510N-PG
V8 5.7L 5736cc 350cid	1972	A.T., Delco "PG" Series High Performance upgrade	DR	PMGR	12	3510N-PG	
V8 5.7L 5736cc 350cid		A.T., Std. Unit	DR	DD	12	3510N	3510N-PG
V8 5.7L 5736cc 350cid		M.T.	DR	DD	12	3689N	
V8 5.7L 5736cc 350cid	1971-70	M.T.	DR	DD	12	3686N	
V8 5.7L 5736cc 350cid		w/CBC or PowerGlide Trans	DR	DD	12	3627R	
V8 5.7L 5736cc 350cid		w/PowerMatic Trans	DR	DD	12	3686N	
V8 5.7L 5736cc 350cid	1969	Std. Unit	DR	DD	12	3633N	
V8 5.7L 5737cc 350cid	1974	Delco "PG" Series High Performance upgrade	DR	PMGR	12	3510N-PG	
V8 5.7L 5737cc 350cid		Std. Unit	DR	DD	12	3510N	3510N-PG
V8 6.5L 396cid	1969-68	Std. Unit	DR	DD	12	3686N	
V8 6.5L 6489cc 396cid		Std. Unit	DR	DD	12	3686N	
V8 6.6L 6588cc 402cid	1972-71	A.T.	DR	DD	12	3560R	
V8 6.6L 6588cc 402cid	1972-70	M.T.	DR	DD	12	3686N	
V8 6.6L 6588cc 402cid	1970	w/PowerMatic Trans	DR	DD	12	3533R	
V8 7.4L 454cid	1974-73	Delco "PG" Series High Performance upgrade	DR	PMGR	12	3510N-PG	
V8 7.4L 454cid		Std. Unit	DR	DD	12	3510N	3510N-PG
V8 7.4L 7439cc 454cid		Delco "PG" Series High Performance upgrade	DR	PMGR	12	3510N-PG	
V8 7.4L 7439cc 454cid		Std. Unit	DR	DD	12	3510N	3510N-PG
V8 7.4L 7441cc 454cid		Delco "PG" Series High Performance upgrade	DR	PMGR	12	3510N-PG	
V8 7.4L 7441cc 454cid		Std. Unit	DR	DD	12	3510N	3510N-PG
K25/K2500 Suburban							
L6 4.1L 250cid	1974-73	M.T., Delco "PG" Series High Performance upgrade	DR	PMGR	12	3510N-PG	
L6 4.1L 250cid		M.T., Std. Unit	DR	DD	12	3510N	3510N-PG
L6 4.1L 250cid	1974-72	A.T., Opt. Hi Performance PG260M	DR	PMGR	12	3631N-PG	

STARTERS

STARTERS

ENGINE	YEAR	APPLICATION	Mfg	Type	Volt	PART NO.	OPT. NO.
GMC (Cont'd)							
K25/K2500 Suburban (Cont'd)							
L6 4.1L 250cid	1974-72	A.T., Std. Delco Unit	DR	DD	12	3838N	
L6 4.1L 250cid	1972-68	M.T.	DR	DD	12	3686N	
L6 4.1L 250cid	1971-68	A.T., PowerGlide, Opt. Hi Performance PG260M	DR	PMGR	12	3631N-PG	
L6 4.1L 250cid		w/PowerGlide, Std. Delco Unit	DR	DD	12	3838N	
L6 4.1L 4097cc 250cid	1974-73	M.T., Delco "PG" Series High Performance upgrade	DR	PMGR	12	3510N-PG	
L6 4.1L 4097cc 250cid		M.T., Std. Unit	DR	DD	12	3510N	3510N-PG
L6 4.1L 4097cc 250cid	1974-72	A.T., Opt. Hi Performance PG260M	DR	PMGR	12	3631N-PG	
L6 4.1L 4097cc 250cid		A.T., Std. Delco Unit	DR	DD	12	3838N	
L6 4.1L 4097cc 250cid	1972-68	M.T.	DR	DD	12	3686N	
L6 4.1L 4097cc 250cid	1971-68	A.T., PowerGlide, Opt. Hi Performance PG260M	DR	PMGR	12	3631N-PG	
L6 4.1L 4097cc 250cid		w/PowerGlide, Std. Delco Unit	DR	DD	12	3838N	
L6 4.1L 4097cc 250cid	1970-69	A.T., w/PowerGlide, Std. Delco Unit	DR	DD	12	3838N	
L6 4.1L 4098cc 250cid	1974-73	M.T., Delco "PG" Series High Performance upgrade	DR	PMGR	12	3510N-PG	
L6 4.1L 4098cc 250cid		M.T., Std. Unit	DR	DD	12	3510N	3510N-PG
L6 4.1L 4098cc 250cid	1974-72	A.T., Opt. Hi Performance PG260M	DR	PMGR	12	3631N-PG	
L6 4.1L 4098cc 250cid		A.T., Std. Delco Unit	DR	DD	12	3838N	
L6 4.1L 4098cc 250cid	1972	M.T.	DR	DD	12	3686N	
L6 4.8L 292cid	1974-73	Delco "PG" Series High Performance upgrade	DR	PMGR	12	3510N-PG	
L6 4.8L 292cid		Std. Unit	DR	DD	12	3510N	3510N-PG
L6 4.8L 292cid	1972-69	M.T.	DR	DD	12	3686N	
L6 4.8L 292cid	1971-69	A.T., PowerGlide, Opt. Hi Performance PG260M	DR	PMGR	12	3631N-PG	
L6 4.8L 292cid		w/PowerGlide, Std. Delco Unit	DR	DD	12	3838N	
L6 4.8L 292cid	1968	Std. Unit	DR	DD	12	3686N	
L6 4.8L 4786cc 292cid	1974-73	Delco "PG" Series High Performance upgrade	DR	PMGR	12	3510N-PG	
L6 4.8L 4786cc 292cid		Std. Unit	DR	DD	12	3510N	3510N-PG
L6 4.8L 4801cc 292cid		Delco "PG" Series High Performance upgrade	DR	PMGR	12	3510N-PG	
L6 4.8L 4801cc 292cid		Std. Unit	DR	DD	12	3510N	3510N-PG
L6 4.8L 4801cc 292cid	1972-69	M.T.	DR	DD	12	3686N	
L6 4.8L 4801cc 292cid	1971-69	A.T., PowerGlide, Opt. Hi Performance PG260M	DR	PMGR	12	3631N-PG	
L6 4.8L 4801cc 292cid		w/PowerGlide, Std. Delco Unit	DR	DD	12	3838N	
L6 4.8L 4801cc 292cid	1970	A.T., w/PowerGlide, Std. Delco Unit	DR	DD	12	3838N	
L6 4.8L 4801cc 292cid	1968	Std. Unit	DR	DD	12	3686N	
V8 5.0L 307cid	1973	Opt. Hi Performance PG260M	DR	PMGR	12	3631N-PG	
V8 5.0L 307cid		Std. Delco Unit	DR	DD	12	3838N	
V8 5.0L 307cid	1972	Std. Unit	DR	DD	12	3686N	
V8 5.0L 307cid	1971-68	A.T., PowerGlide, Opt. Hi Performance PG260M	DR	PMGR	12	3631N-PG	
V8 5.0L 307cid		M.T.	DR	DD	12	3686N	
V8 5.0L 307cid		w/A.T., Hydromatic	DR	DD	12	3560R	
V8 5.0L 307cid		w/PowerGlide, Std. Delco Unit	DR	DD	12	3838N	
V8 5.0L 307cid	1969	A.T., w/PowerGlide, Std. Delco Unit	DR	DD	12	3838N	
V8 5.0L 5031cc 307cid	1973	Opt. Hi Performance PG260M	DR	PMGR	12	3631N-PG	
V8 5.0L 5031cc 307cid		Std. Delco Unit	DR	DD	12	3838N	
V8 5.0L 5031cc 307cid	1972	Std. Unit	DR	DD	12	3686N	
V8 5.0L 5031cc 307cid	1971-68	A.T., PowerGlide, Opt. Hi Performance PG260M	DR	PMGR	12	3631N-PG	
V8 5.0L 5031cc 307cid		M.T.	DR	DD	12	3686N	
V8 5.0L 5031cc 307cid		w/A.T., Hydromatic	DR	DD	12	3560R	
V8 5.0L 5031cc 307cid		w/PowerGlide, Std. Delco Unit	DR	DD	12	3838N	
V8 5.4L 327cid	1968	A.T., PowerGlide, Opt. Hi Performance PG260M	DR	PMGR	12	3631N-PG	
V8 5.4L 327cid		w/A.T., Hydromatic	DR	DD	12	3627R	
V8 5.4L 327cid		w/M.T., 3-Spd	DR	DD	12	3686N	
V8 5.4L 327cid		w/M.T., 4-Spd. or 5-Spd.	DR	DD	12	3633N	
V8 5.4L 327cid		w/PowerGlide, Std. Delco Unit	DR	DD	12	3838N	
V8 5.7L 350cid	1974-73	Delco "PG" Series High Performance upgrade	DR	PMGR	12	3510N-PG	
V8 5.7L 350cid		Std. Unit	DR	DD	12	3510N	3510N-PG
V8 5.7L 350cid	1972	A.T., Delco "PG" Series High Performance upgrade	DR	PMGR	12	3510N-PG	
V8 5.7L 350cid		A.T., Std. Unit	DR	DD	12	3510N	3510N-PG
V8 5.7L 350cid		M.T.	DR	DD	12	3689N	
V8 5.7L 350cid	1971-70	M.T.	DR	DD	12	3686N	
V8 5.7L 350cid		w/CBC or PowerGlide Trans	DR	DD	12	3627R	
V8 5.7L 350cid		w/PowerMatic Trans	DR	DD	12	3686N	
V8 5.7L 350cid	1969	Std. Unit	DR	DD	12	3633N	
V8 5.7L 5736cc 350cid	1974-73	Delco "PG" Series High Performance upgrade	DR	PMGR	12	3510N-PG	
V8 5.7L 5736cc 350cid		Std. Unit	DR	DD	12	3510N	3510N-PG
V8 5.7L 5736cc 350cid	1972	A.T., Delco "PG" Series High Performance upgrade	DR	PMGR	12	3510N-PG	
V8 5.7L 5736cc 350cid		A.T., Std. Unit	DR	DD	12	3510N	3510N-PG
V8 5.7L 5736cc 350cid		M.T.	DR	DD	12	3689N	

STARTERS

ENGINE	YEAR	APPLICATION	Mfg	Type	Volt	PART NO.	OPT. NO.
GMC (Cont'd)							
K25/K2500 Suburban (Cont'd)							
V8 5.7L 5736cc 350cid	1971-70	M.T.	DR	DD	12	3686N	
V8 5.7L 5736cc 350cid		w/CBC or PowerGlide Trans	DR	DD	12	3627R	
V8 5.7L 5736cc 350cid		w/PowerMatic Trans	DR	DD	12	3686N	
V8 5.7L 5736cc 350cid	1969	Std. Unit	DR	DD	12	3633N	
V8 5.7L 5737cc 350cid	1974	Delco "PG" Series High Performance upgrade	DR	PMGR	12	3510N-PG	
V8 5.7L 5737cc 350cid		Std. Unit	DR	DD	12	3510N	3510N-PG
V8 6.5L 396cid	1968	Std. Unit	DR	DD	12	3686N	
V8 6.5L 6489cc 396cid	1969-68	Std. Unit	DR	DD	12	3686N	
V8 6.6L 6588cc 402cid	1972-71	A.T.	DR	DD	12	3560R	
V8 6.6L 6588cc 402cid	1972-70	M.T.	DR	DD	12	3686N	
V8 6.6L 6588cc 402cid	1970	w/PowerMatic Trans	DR	DD	12	3533R	
V8 7.4L 454cid	1974	Delco "PG" Series High Performance upgrade	DR	PMGR	12	3510N-PG	
V8 7.4L 454cid		Std. Unit	DR	DD	12	3510N	3510N-PG
V8 7.4L 7439cc 454cid	1974-73	Delco "PG" Series High Performance upgrade	DR	PMGR	12	3510N-PG	
V8 7.4L 7439cc 454cid		Std. Unit	DR	DD	12	3510N	3510N-PG
K2500							
L6 4.1L 250cid	1980	Delco "PG" Series High Performance upgrade	DR	PMGR	12	3510N-PG	
L6 4.1L 250cid		Std. Unit	DR	DD	12	3510N	3510N-PG
L6 4.8L 292cid	1986-84	4WD, M.T.	DR	DD	12	3510MN	
L6 4.8L 292cid		A.T.	DR	DD	12	3733N	
L6 4.8L 292cid	1983-82	Std. Unit	DR	DD	12	3733N	
L6 4.8L 292cid	1981-79	Delco "PG" Series High Performance upgrade	DR	PMGR	12	3510N-PG	
L6 4.8L 292cid		Std. Unit	DR	DD	12	3510N	3510N-PG
V6 4.3L 262cid	1995-90	Std. Unit	DR	DD	12	6416N	
V6 4.3L 262cid	1989-88	Originally Equipped, PMGR Starter	DR	PMGR	12	6407N	6449N
V6 4.3L 262cid		Replacement Unit, DD Starter, 5MT	DR	DD	12	6313N	
V6 4.3L 262cid		Replacement Unit, DD Starter, SD210	DR	DD	12	6416N	
V6 4.3L 262cid	1985	A.T.	DR	DD	12	3733N	
V6 4.3L 262cid		M.T.	DR	DD	12	3510MN	
V8 5.0L 305cid	1998	SD255 Starter	DR	DD	12	6483N	
V8 5.0L 305cid	1995	Std. Unit	DR	DD	12	6416N	
V8 5.0L 305cid	1994-91	A.T., w/10mm Battery Post	DR	DD	12	3733N	
V8 5.0L 305cid		M.T., w/10mm Battery Post	DR	DD	12	3510MN	
V8 5.0L 305cid		w/8mm Battery Post	DR	DD	12	6416N	
V8 5.0L 305cid	1990-88	A.T.	DR	DD	12	3733N	
V8 5.0L 305cid		M.T.	DR	DD	12	3510MN	
V8 5.7L 350cid	2000-98	Std. Unit	DR	PMGR	12	6449N	
V8 5.7L 350cid	1997-95	DD Starter	DR	DD	12	6483N	
V8 5.7L 350cid	1997-94	PMGR Starter	DR	PMGR	12	6449N	
V8 5.7L 350cid	1994	DD Starter	DR	DD	12	3510MN	
V8 5.7L 350cid	1993-84	A.T.	DR	DD	12	3733N	
V8 5.7L 350cid		M.T.	DR	DD	12	3510MN	
V8 5.7L 350cid	1983	Std. Unit	DR	DD	12	3733N	
V8 5.7L 350cid	1982	VIN L	DR	DD	12	3733N	
V8 5.7L 350cid		VIN M	DR	DD	12	3733N	
V8 5.7L 350cid	1981	Diesel, Aluminum Front Housing	DR	DD	12	3725R	
V8 5.7L 350cid	1981-79	Delco "PG" Series High Performance upgrade	DR	PMGR	12	3510N-PG	
V8 5.7L 350cid		Std. Unit	DR	DD	12	3510N	3510N-PG
V8 5.7L 350cid	1979	Diesel, Cast Iron Front Housing	DR	DD	12	3601R	
V8 6.2L 379cid	1993-89	A.T., Diesel	DR	OSGR	12	6468N	6469N
V8 6.2L 379cid		M.T., Diesel	DR	OSGR	12	6469N	
V8 6.2L 379cid	1988-85	A.T., Diesel	DR	OSGR	12	6468N	6469N
V8 6.2L 379cid		M.T., Diesel	DR	OSGR	12	6469N	
V8 6.2L 379cid	1984-82	Diesel	DR	OSGR	12	6469N	
V8 6.5L 395cid	2000-95	Diesel	DR	OSGR	12	6469N	
V8 6.5L 395cid	1994-92	A.T., Diesel	DR	OSGR	12	6468N	6469N
V8 6.5L 395cid		M.T., Diesel	DR	OSGR	12	6469N	
V8 6.6L 400cid	1980-79	Delco "PG" Series High Performance upgrade	DR	PMGR	12	3510N-PG	
V8 6.6L 400cid		Std. Unit	DR	DD	12	3510N	3510N-PG
V8 7.4L 454cid	2000-95	Std. Unit	DR	PMGR	12	6449N	
V8 7.4L 454cid	1994	DD Starter	DR	DD	12	3510MN	
V8 7.4L 454cid		PMGR Starter	DR	PMGR	12	6449N	
V8 7.4L 454cid	1993-91	A.T.	DR	DD	12	3733N	
V8 7.4L 454cid		M.T.	DR	DD	12	3510MN	

STARTERS

STARTERS

ENGINE	YEAR	APPLICATION	Mfg	Type	Volt	PART NO.	OPT. NO.
GMC (Cont'd)							
K2500 Suburban							
L6 4.8L 292cid	1984	A.T.	DR	DD	12	3733N	
L6 4.8L 292cid		M.T.	DR	DD	12	3510MN	
L6 4.8L 292cid	1982	4WD	DR	DD	12	3510MN	
L6 4.8L 292cid	1981-79	Delco "PG" Series High Performance upgrade	DR	PMGR	12	3510N-PG	
L6 4.8L 292cid		Std. Unit	DR	DD	12	3510N	3510N-PG
V8 5.7L 350cid	1999-96	DD Starter	DR	DD	12	6483N	
V8 5.7L 350cid	1999-94	PMGR Starter	DR	PMGR	12	6449N	
V8 5.7L 350cid	1995	PG260 Starter	DR	PMGR	12	6449N	
V8 5.7L 350cid	1994	DD Starter	DR	DD	12	3510MN	
V8 5.7L 350cid	1993-83	Std. Unit	DR	DD	12	3733N	
V8 5.7L 350cid	1986-84	A.T.	DR	DD	12	3733N	
V8 5.7L 350cid		M.T.	DR	DD	12	3510MN	
V8 5.7L 350cid	1982	VIN L	DR	DD	12	3733N	
V8 5.7L 350cid		VIN M	DR	DD	12	3733N	
V8 5.7L 350cid	1981-80	Diesel	DR	DD	12	3725R	
V8 5.7L 350cid	1981-79	Delco "PG" Series High Performance upgrade	DR	PMGR	12	3510N-PG	
V8 5.7L 350cid		Std. Unit	DR	DD	12	3510N	3510N-PG
V8 5.7L 350cid	1979	Diesel	DR	DD	12	3601R	
V8 6.2L 379cid	1986-84	A.T., Diesel	DR	OSGR	12	6468N	6469N
V8 6.2L 379cid		M.T., Diesel	DR	OSGR	12	6469N	
V8 6.2L 379cid	1983-82	Diesel	DR	OSGR	12	6469N	
V8 6.5L 395cid	1999-95	Diesel	DR	OSGR	12	6469N	
V8 6.5L 395cid	1994	Diesel	DR	OSGR	12	6468N	6469N
V8 6.6L 400cid	1980-79	Delco "PG" Series High Performance upgrade	DR	PMGR	12	3510N-PG	
V8 6.6L 400cid		Std. Unit	DR	DD	12	3510N	3510N-PG
V8 7.4L 454cid	1999-95	Std. Unit	DR	PMGR	12	6449N	
V8 7.4L 454cid	1994	DD Starter	DR	DD	12	3510MN	
V8 7.4L 454cid		PMGR Starter	DR	PMGR	12	6449N	
V8 7.4L 454cid	1993-92	Std. Unit	DR	DD	12	3733N	
K35							
L6 4.8L 292cid	1978	Delco "PG" Series High Performance upgrade	DR	PMGR	12	3510N-PG	
L6 4.8L 292cid		Std. Unit	DR	DD	12	3510N	3510N-PG
L6 4.8L 292cid	1977	A.T., Delco "PG" Series High Performance upgrade	DR	PMGR	12	3510N-PG	
L6 4.8L 292cid		A.T., Std. Unit	DR	DD	12	3510N	3510N-PG
L6 4.8L 292cid		w/3-Spd. M.T., Delco "PG" Series High Performance upgrade	DR	PMGR	12	3510N-PG	
L6 4.8L 292cid		w/3-Spd. M.T., Std. Unit	DR	DD	12	3510N	3510N-PG
L6 4.8L 292cid		w/4-Spd. M.T.	DR	DD	12	3686N	
V8 5.7L 350cid	1978	Diesel, Cast Iron Front Housing	DR	DD	12	3601R	
V8 5.7L 350cid	1978-77	Delco "PG" Series High Performance upgrade	DR	PMGR	12	3510N-PG	
V8 5.7L 350cid		Std. Unit	DR	DD	12	3510N	3510N-PG
V8 6.6L 400cid		Delco "PG" Series High Performance upgrade	DR	PMGR	12	3510N-PG	
V8 6.6L 400cid		Std. Unit	DR	DD	12	3510N	3510N-PG
K35 Pickup							
L6 4.8L 4801cc 292cid	1966	Std. Unit	DR	DD	12	3686N	
V8 4.6L 4638cc 283cid		A.T., PowerGlide, Opt. Hi Performance PG260M	DR	PMGR	12	3631N-PG	
V8 4.6L 4638cc 283cid		w/3-Spd. Trans	DR	DD	12	3686N	
V8 4.6L 4638cc 283cid		w/Hydromatic Trans	DR	DD	12	3560R	
V8 4.6L 4638cc 283cid		w/PowerGlide, Std. Delco Unit	DR	DD	12	3838N	
K35/K3500 Pickup							
L6 4.1L 250cid	1974-73	M.T., Delco "PG" Series High Performance upgrade	DR	PMGR	12	3510N-PG	
L6 4.1L 250cid		M.T., Std. Unit	DR	DD	12	3510N	3510N-PG
L6 4.1L 250cid	1974-72	A.T., Opt. Hi Performance PG260M	DR	PMGR	12	3631N-PG	
L6 4.1L 250cid		A.T., Std. Delco Unit	DR	DD	12	3838N	
L6 4.1L 250cid	1972-68	M.T.	DR	DD	12	3686N	
L6 4.1L 250cid	1971-68	A.T., PowerGlide, Opt. Hi Performance PG260M	DR	PMGR	12	3631N-PG	
L6 4.1L 250cid		A.T., w/PowerGlide, Std. Delco Unit	DR	DD	12	3838N	
L6 4.1L 250cid	1970-69	w/PowerGlide, Std. Delco Unit	DR	DD	12	3838N	
L6 4.1L 4097cc 250cid	1974-73	M.T., Delco "PG" Series High Performance upgrade	DR	PMGR	12	3510N-PG	
L6 4.1L 4097cc 250cid		M.T., Std. Unit	DR	DD	12	3510N	3510N-PG
L6 4.1L 4097cc 250cid	1974-72	A.T., Opt. Hi Performance PG260M	DR	PMGR	12	3631N-PG	
L6 4.1L 4097cc 250cid		A.T., Std. Delco Unit	DR	DD	12	3838N	
L6 4.1L 4097cc 250cid	1972-67	M.T.	DR	DD	12	3686N	
L6 4.1L 4097cc 250cid	1971-68	w/PowerGlide, Std. Delco Unit	DR	DD	12	3838N	
L6 4.1L 4097cc 250cid	1971-67	A.T., PowerGlide, Opt. Hi Performance PG260M	DR	PMGR	12	3631N-PG	

STARTERS

ENGINE	YEAR	APPLICATION	Mfg	Type	Volt	PART NO.	OPT. NO.
GMC (Cont'd)							
K35/K3500 Pickup (Cont'd)							
L6 4.1L 4097cc 250cid	1967	A.T., w/PowerGlide, Std. Delco Unit	DR	DD	12	3838N	
L6 4.1L 4098cc 250cid	1974-73	M.T., Delco "PG" Series High Performance upgrade	DR	PMGR	12	3510N-PG	
L6 4.1L 4098cc 250cid		M.T., Std. Unit	DR	DD	12	3510N	3510N-PG
L6 4.1L 4098cc 250cid	1974-72	A.T., Opt. Hi Performance PG260M	DR	PMGR	12	3631N-PG	
L6 4.1L 4098cc 250cid		A.T., Std. Delco Unit	DR	DD	12	3838N	
L6 4.1L 4098cc 250cid	1972	M.T.	DR	DD	12	3686N	
L6 4.8L 292cid	1974	M.T., VIN S	DR	DD	12	3686N	
L6 4.8L 292cid		VIN T, Delco "PG" Series High Performance upgrade	DR	PMGR	12	3510N-PG	
L6 4.8L 292cid		VIN T, Std. Unit	DR	DD	12	3510N	3510N-PG
L6 4.8L 292cid	1973	Delco "PG" Series High Performance upgrade	DR	PMGR	12	3510N-PG	
L6 4.8L 292cid		Std. Unit	DR	DD	12	3510N	3510N-PG
L6 4.8L 292cid	1972-69	M.T.	DR	DD	12	3686N	
L6 4.8L 292cid	1971-69	A.T., PowerGlide, Opt. Hi Performance PG260M	DR	PMGR	12	3631N-PG	
L6 4.8L 292cid		w/PowerGlide, Std. Delco Unit	DR	DD	12	3838N	
L6 4.8L 292cid	1968	Std. Unit	DR	DD	12	3686N	
L6 4.8L 292cid	1974	M.T., VIN S	DR	DD	12	3686N	
L6 4.8L 4786cc 292cid		VIN T, Delco "PG" Series High Performance upgrade	DR	PMGR	12	3510N-PG	
L6 4.8L 4786cc 292cid		VIN T, Std. Unit	DR	DD	12	3510N	3510N-PG
L6 4.8L 4786cc 292cid	1973	Delco "PG" Series High Performance upgrade	DR	PMGR	12	3510N-PG	
L6 4.8L 4786cc 292cid		Std. Unit	DR	DD	12	3510N	3510N-PG
L6 4.8L 4801cc 292cid	1974	M.T., VIN S	DR	DD	12	3686N	
L6 4.8L 4801cc 292cid		VIN T, Delco "PG" Series High Performance upgrade	DR	PMGR	12	3510N-PG	
L6 4.8L 4801cc 292cid		VIN T, Std. Unit	DR	DD	12	3510N	3510N-PG
L6 4.8L 4801cc 292cid	1973	Delco "PG" Series High Performance upgrade	DR	PMGR	12	3510N-PG	
L6 4.8L 4801cc 292cid		Std. Unit	DR	DD	12	3510N	3510N-PG
L6 4.8L 4801cc 292cid	1972-69	M.T.	DR	DD	12	3686N	
L6 4.8L 4801cc 292cid	1971-69	A.T., PowerGlide, Opt. Hi Performance PG260M	DR	PMGR	12	3631N-PG	
L6 4.8L 4801cc 292cid		w/PowerGlide, Std. Delco Unit	DR	DD	12	3838N	
L6 4.8L 4801cc 292cid	1968-67	Std. Unit	DR	DD	12	3686N	
V8 4.6L 4638cc 283cid	1967	A.T., PowerGlide, Opt. Hi Performance PG260M	DR	PMGR	12	3631N-PG	
V8 4.6L 4638cc 283cid		A.T., w/PowerGlide, Std. Delco Unit	DR	DD	12	3838N	
V8 4.6L 4638cc 283cid		w/3-Spd. Trans	DR	DD	12	3686N	
V8 4.6L 4638cc 283cid		w/Hydromatic Trans	DR	DD	12	3560R	
V8 5.0L 307cid	1973	Opt. Hi Performance PG260M	DR	PMGR	12	3631N-PG	
V8 5.0L 307cid		Std. Delco Unit	DR	DD	12	3838N	
V8 5.0L 307cid	1972	Std. Unit	DR	DD	12	3686N	
V8 5.0L 307cid	1971-68	A.T., PowerGlide, Opt. Hi Performance PG260M	DR	PMGR	12	3631N-PG	
V8 5.0L 307cid		M.T.	DR	DD	12	3686N	
V8 5.0L 307cid		w/A.T., Hydromatic	DR	DD	12	3560R	
V8 5.0L 307cid		w/PowerGlide, Std. Delco Unit	DR	DD	12	3838N	
V8 5.0L 5031cc 307cid	1973	Opt. Hi Performance PG260M	DR	PMGR	12	3631N-PG	
V8 5.0L 5031cc 307cid		Std. Delco Unit	DR	DD	12	3838N	
V8 5.0L 5031cc 307cid	1972	Std. Unit	DR	DD	12	3686N	
V8 5.0L 5031cc 307cid	1971	A.T., w/PowerGlide, Std. Delco Unit	DR	DD	12	3838N	
V8 5.0L 5031cc 307cid	1971-68	A.T., PowerGlide, Opt. Hi Performance PG260M	DR	PMGR	12	3631N-PG	
V8 5.0L 5031cc 307cid		M.T.	DR	DD	12	3686N	
V8 5.0L 5031cc 307cid		w/A.T., Hydromatic	DR	DD	12	3560R	
V8 5.0L 5031cc 307cid	1970-68	w/PowerGlide, Std. Delco Unit	DR	DD	12	3838N	
V8 5.4L 327cid	1968	A.T., PowerGlide, Opt. Hi Performance PG260M	DR	PMGR	12	3631N-PG	
V8 5.4L 327cid		w/A.T., Hydromatic	DR	DD	12	3627R	
V8 5.4L 327cid		w/M.T., 3-Spd	DR	DD	12	3686N	
V8 5.4L 327cid		w/M.T., 4-Spd. or 5-Spd.	DR	DD	12	3633N	
V8 5.4L 327cid		w/PowerGlide, Std. Delco Unit	DR	DD	12	3838N	
V8 5.7L 350cid	1974-73	Delco "PG" Series High Performance upgrade	DR	PMGR	12	3510N-PG	
V8 5.7L 350cid		Std. Unit	DR	DD	12	3510N	3510N-PG
V8 5.7L 350cid	1972	A.T., Delco "PG" Series High Performance upgrade	DR	PMGR	12	3510N-PG	
V8 5.7L 350cid		A.T., Std. Unit	DR	DD	12	3510N	3510N-PG
V8 5.7L 350cid		M.T.	DR	DD	12	3689N	
V8 5.7L 350cid	1971-70	M.T.	DR	DD	12	3686N	
V8 5.7L 350cid		w/CBC or PowerGlide Trans	DR	DD	12	3627R	
V8 5.7L 350cid		w/PowerMatic Trans	DR	DD	12	3686N	
V8 5.7L 350cid	1969	Std. Unit	DR	DD	12	3633N	
V8 5.7L 5736cc 350cid	1974-73	Delco "PG" Series High Performance upgrade	DR	PMGR	12	3510N-PG	
V8 5.7L 5736cc 350cid		Std. Unit	DR	DD	12	3510N	3510N-PG
V8 5.7L 5736cc 350cid	1972	A.T., Delco "PG" Series High Performance upgrade	DR	PMGR	12	3510N-PG	
V8 5.7L 5736cc 350cid		A.T., Std. Unit	DR	DD	12	3510N	3510N-PG

STARTERS

STARTERS

ENGINE	YEAR	APPLICATION	Mfg	Type	Volt	PART NO.	OPT. NO.
GMC (Cont'd)							
K35/K3500 Pickup (Cont'd)							
V8 5.7L 5736cc 350cid	1972	M.T.	DR	DD	12	3689N	
V8 5.7L 5736cc 350cid	1971-70	M.T.	DR	DD	12	3686N	
V8 5.7L 5736cc 350cid		w/CBC or PowerGlide Trans	DR	DD	12	3627R	
V8 5.7L 5736cc 350cid		w/PowerMatic Trans	DR	DD	12	3686N	
V8 5.7L 5736cc 350cid	1969	Std. Unit	DR	DD	12	3633N	
V8 5.7L 5737cc 350cid	1974	Delco "PG" Series High Performance upgrade	DR	PMGR	12	3510N-PG	
V8 5.7L 5737cc 350cid		Std. Unit	DR	DD	12	3510N	3510N-PG
V8 6.5L 396cid	1969-68	Std. Unit	DR	DD	12	3686N	
V8 6.5L 6489cc 396cid		Std. Unit	DR	DD	12	3686N	
V8 6.6L 402cid	1971	A.T.	DR	DD	12	3560R	
V8 6.6L 402cid	1971-70	M.T.	DR	DD	12	3686N	
V8 6.6L 402cid	1970	w/PowerMatic Trans	DR	DD	12	3533R	
V8 6.6L 6588cc 402cid	1972-71	A.T.	DR	DD	12	3560R	
V8 6.6L 6588cc 402cid	1972-70	M.T.	DR	DD	12	3686N	
V8 6.6L 6588cc 402cid	1970	w/PowerMatic Trans	DR	DD	12	3533R	
V8 7.4L 454cid	1974-73	Delco "PG" Series High Performance upgrade	DR	PMGR	12	3510N-PG	
V8 7.4L 454cid		Std. Unit	DR	DD	12	3510N	3510N-PG
V8 7.4L 7439cc 454cid		Delco "PG" Series High Performance upgrade	DR	PMGR	12	3510N-PG	
V8 7.4L 7439cc 454cid		Std. Unit	DR	DD	12	3510N	3510N-PG
V8 7.4L 7441cc 454cid		Delco "PG" Series High Performance upgrade	DR	PMGR	12	3510N-PG	
V8 7.4L 7441cc 454cid		Std. Unit	DR	DD	12	3510N	3510N-PG
K3500							
L6 4.8L 292cid	1986-84	4WD, M.T.	DR	DD	12	3510MN	
L6 4.8L 292cid		A.T.	DR	DD	12	3733N	
L6 4.8L 292cid	1983-82	Std. Unit	DR	DD	12	3733N	
L6 4.8L 292cid	1981-79	Delco "PG" Series High Performance upgrade	DR	PMGR	12	3510N-PG	
L6 4.8L 292cid		Std. Unit	DR	DD	12	3510N	3510N-PG
V8 5.7L 350cid	2000-98	Std. Unit	DR	PMGR	12	6449N	
V8 5.7L 350cid	1997-95	DD Starter	DR	DD	12	6483N	
V8 5.7L 350cid	1997-94	PMGR Starter	DR	PMGR	12	6449N	
V8 5.7L 350cid	1994	DD Starter	DR	DD	12	3510MN	
V8 5.7L 350cid	1993-84	A.T.	DR	DD	12	3733N	
V8 5.7L 350cid		M.T.	DR	DD	12	3510MN	
V8 5.7L 350cid	1983	Std. Unit	DR	DD	12	3733N	
V8 5.7L 350cid	1982	VIN L	DR	DD	12	3733N	
V8 5.7L 350cid		VIN M	DR	DD	12	3733N	
V8 5.7L 350cid	1981	Diesel, Aluminum Front Housing	DR	DD	12	3725R	
V8 5.7L 350cid	1981-79	Delco "PG" Series High Performance upgrade	DR	PMGR	12	3510N-PG	
V8 5.7L 350cid		Std. Unit	DR	DD	12	3510N	3510N-PG
V8 5.7L 350cid	1979	Diesel, Cast Iron Front Housing	DR	DD	12	3601R	
V8 6.2L 379cid	1993-89	A.T., Diesel	DR	OSGR	12	6468N	6469N
V8 6.2L 379cid		M.T., Diesel	DR	OSGR	12	6469N	
V8 6.2L 379cid	1988-85	A.T., Diesel	DR	OSGR	12	6468N	6469N
V8 6.2L 379cid		M.T., Diesel	DR	OSGR	12	6469N	
V8 6.2L 379cid	1984-82	Diesel	DR	OSGR	12	6469N	
V8 6.5L 395cid	2000-95	Diesel	DR	OSGR	12	6469N	
V8 6.5L 395cid	1994-92	A.T., Diesel	DR	OSGR	12	6468N	6469N
V8 6.5L 395cid		M.T., Diesel	DR	OSGR	12	6469N	
V8 6.6L 400cid	1980-79	Delco "PG" Series High Performance upgrade	DR	PMGR	12	3510N-PG	
V8 6.6L 400cid		Std. Unit	DR	DD	12	3510N	3510N-PG
V8 7.4L 454cid	2000-95	Std. Unit	DR	PMGR	12	6449N	
V8 7.4L 454cid	1994	DD Starter	DR	DD	12	3510MN	
V8 7.4L 454cid		PMGR Starter	DR	PMGR	12	6449N	
V8 7.4L 454cid	1993-84	A.T.	DR	DD	12	3733N	
V8 7.4L 454cid		M.T.	DR	DD	12	3510MN	
V8 7.4L 454cid	1983-82	Std. Unit	DR	DD	12	3733N	
V8 7.4L 454cid	1981-79	Delco "PG" Series High Performance upgrade	DR	PMGR	12	3510N-PG	
V8 7.4L 454cid		Std. Unit	DR	DD	12	3510N	3510N-PG
MC9500							
Cummins NTC Eng.	1978-71	Std. Unit	DR	DD	12	3974N	6356N
MH9500							
DD 8V-71 (N, NE, T)	1978-71	Std. Unit	DR	DD	12	3974N	6356N
DD 8V-71 (N, NE, T)	1970-67	Optional	DR	DD	12	3974N	6356N
DD 8V-71 (N, NE, T)		Standard	DR	DD	12	3974N	6356N

STARTERS

ENGINE	YEAR	APPLICATION	Mfg	Type	Volt	PART NO.	OPT. NO.
GMC (Cont'd)							
MI9500							
DD 6V-71 (N, NE, T)	1971-67	Std. Unit	DR	DD	12	3974N	6356N
DD 6V-71 (N, NE, T)		Std. Unit	DR	PLGR	12	6924N	
MK9500							
DD 8V-92 (T)	1978-77	50 MT, 24Volt	DR	DD	24	4930N	
N60							
GMC Toro-Flo D-478	1965-63	Std. Unit	DR	PLGR	12	6907N	
N80							
GMC Toro-Flo D-478	1965-63	Std. Unit	DR	PLGR	12	6907N	
N9E Bison							
Caterpillar 3406	1987	Opt. 42MT (12V, w/OCP)	DR	DD	12	6513N	6924N
Caterpillar 3406	1987-85	Standard	DR	PLGR	12	6924N	
Caterpillar 3406	1984-81	Std. Unit	DR	DD	12	3974N	6356N
Caterpillar 3406	1980-79	Std. Unit	DR	DD	12	3974N	6356N
Cummins L-10	1989-86	Standard	DR	DD	12	6356N	6924N
Cummins L-10		w/Overcrank Protect	DR	DD	12	6513N	6924N
Cummins L-10	1985-83	Standard	DR	DD	12	3974N	6356N
Cummins L-10		w/Overcrank Protect	DR	PLGR	12	6924N	
Cummins NTC Eng.	1989-86	Standard	DR	DD	12	6356N	6924N
Cummins NTC Eng.		w/Overcrank Protect	DR	DD	12	6513N	6924N
Cummins NTC Eng.	1985-81	Standard	DR	DD	12	3974N	6356N
Cummins NTC Eng.	1980-76	Std. Unit	DR	DD	12	3974N	6356N
Cummins	NTC						
Eng.:290,300,350,400	1985-81	w/Overcrank Protect	DR	PLGR	12	6924N	
DD 60 Series	1989-87	w/Overcrank Protect	DR	DD	12	6513N	6924N
DD 6V-71 (N, NE, T)	1984-81	Std. Unit	DR	PLGR	12	6924N	
DD 6V-71 (N, NE, T)		w/700 Trans.	DR	PLGR	12	6924N	
DD 6V-71 (N, NE, T)		w/Reversed Terminals	DR	PLGR	12	6924N	
DD 6V-71 (N, NE, T)	1980-79	Opt. Unit	DR	PLGR	12	6924N	
DD 6V-71 (N, NE, T)		Std. Unit	DR	PLGR	12	6924N	
DD 6V-92 (T, TA, TTA)	1988-86	Standard	DR	DD	12	6356N	6924N
DD 6V-92 (T, TA, TTA)		w/Overcrank Protect	DR	DD	12	6513N	6924N
DD 6V-92 (T, TA, TTA)	1985-81	Std. Unit	DR	DD	12	3974N	6356N
DD 6V-92 (T, TA, TTA)	1980-79	Std. Unit	DR	DD	12	3974N	6356N
DD 8V-71 (N, NE, T)	1988-86	Standard	DR	DD	12	6356N	6924N
DD 8V-71 (N, NE, T)		w/Overcrank Protect	DR	DD	12	6513N	6924N
DD 8V-71 (N, NE, T)	1985-81	Std. Unit	DR	DD	12	3974N	6356N
DD 8V-71 (N, NE, T)	1980-79	Std. Unit	DR	DD	12	3974N	6356N
DD 8V-92 (T)	1988-80	50MT, 12Volt	DR	DD	12	3905N	
DD 8V-92 (T)	1980-79	50 MT, 24Volt	DR	DD	24	4930N	
N9F Bison							
Caterpillar 3406	1987	Opt. 42MT (12V, w/OCP)	DR	DD	12	6513N	6924N
Caterpillar 3406	1987-85	Standard	DR	PLGR	12	6924N	
Caterpillar 3406	1984-81	Std. Unit	DR	DD	12	3974N	6356N
Caterpillar 3406	1980-79	Std. Unit	DR	DD	12	3974N	6356N
Cummins L-10	1989-86	Standard	DR	DD	12	6356N	6924N
Cummins L-10		w/Overcrank Protect	DR	DD	12	6513N	6924N
Cummins L-10	1985-83	Standard	DR	DD	12	3974N	6356N
Cummins L-10		w/Overcrank Protect	DR	PLGR	12	6924N	
Cummins NTC Eng.	1989-86	Standard	DR	DD	12	6356N	6924N
Cummins NTC Eng.		w/Overcrank Protect	DR	DD	12	6513N	6924N
Cummins NTC Eng.	1985-81	Standard	DR	DD	12	3974N	6356N
Cummins NTC Eng.	1980-76	Std. Unit	DR	DD	12	3974N	6356N
Cummins	NTC						
Eng.:290,300,350,400	1985-81	w/Overcrank Protect	DR	PLGR	12	6924N	
DD 60 Series	1989-87	w/Overcrank Protect	DR	DD	12	6513N	6924N
DD 6V-71 (N, NE, T)	1984-81	Std. Unit	DR	PLGR	12	6924N	
DD 6V-71 (N, NE, T)		w/700 Trans.	DR	PLGR	12	6924N	
DD 6V-71 (N, NE, T)		w/Reversed Terminals	DR	PLGR	12	6924N	
DD 6V-71 (N, NE, T)	1980-79	Opt. Unit	DR	PLGR	12	6924N	
DD 6V-71 (N, NE, T)		Std. Unit	DR	PLGR	12	6924N	
DD 6V-92 (T, TA, TTA)	1988-86	Standard	DR	DD	12	6356N	6924N
DD 6V-92 (T, TA, TTA)		w/Overcrank Protect	DR	DD	12	6513N	6924N
DD 6V-92 (T, TA, TTA)	1985-81	Std. Unit	DR	DD	12	3974N	6356N
DD 6V-92 (T, TA, TTA)	1980-79	Std. Unit	DR	DD	12	3974N	6356N

STARTERS

STARTERS

ENGINE	YEAR	APPLICATION	Mfg	Type	Volt	PART NO.	OPT. NO.
GMC (Cont'd)							
N9F Bison (Cont'd)							
DD 8V-71 (N, NE, T)	1988-86	Standard	DR	DD	12	6356N	6924N
DD 8V-71 (N, NE, T)		w/Overcrank Protect	DR	DD	12	6513N	6924N
DD 8V-71 (N, NE, T)	1985-81	Std. Unit	DR	DD	12	3974N	6356N
DD 8V-71 (N, NE, T)	1980-79	Std. Unit	DR	DD	12	3974N	6356N
DD 8V-92 (T)	1988-80	50MT, 12Volt	DR	DD	12	3905N	
DD 8V-92 (T)	1980-79	50 MT, 24Volt	DR	DD	24	4930N	
NH9500							
DD 8V-71 (N, NE, T)	1978-77	Std. Unit	DR	DD	12	3974N	6356N
NI9500							
DD 6V-71 (N, NE, T)	1978-77	Std. Unit	DR	DD	12	3974N	6356N
DD 6V-71 (N, NE, T)		Std. Unit	DR	PLGR	12	6924N	
P25							
L6 4.8L 292cid	1978-75	Delco "PG" Series High Performance upgrade	DR	PMGR	12	3510N-PG	
L6 4.8L 292cid		Std. Unit	DR	DD	12	3510N	3510N-PG
L6 4.8L 292cid	1977-76	w/4-Spd. Trans	DR	DD	12	3686N	
L6 4.8L 292cid		w/o 4-Spd. Trans, Delco "PG" Series High Performance upgrade	DR	PMGR	12	3510N-PG	
L6 4.8L 292cid		w/o 4-Spd. Trans, Std. Unit	DR	DD	12	3510N	3510N-PG
V8 5.7L 350cid	1978	Std. Unit	DR	DD	12	3686N	
V8 5.7L 350cid	1977-75	Delco "PG" Series High Performance upgrade	DR	PMGR	12	3510N-PG	
V8 5.7L 350cid		Std. Unit	DR	DD	12	3510N	3510N-PG
P25/P2500 Van							
L6 4.1L 250cid	1974-73	M.T., Delco "PG" Series High Performance upgrade	DR	PMGR	12	3510N-PG	
L6 4.1L 250cid		M.T., Std. Unit	DR	DD	12	3510N	3510N-PG
L6 4.1L 250cid	1974-72	A.T., Opt. Hi Performance PG260M	DR	PMGR	12	3631N-PG	
L6 4.1L 250cid		A.T., Std. Delco Unit	DR	DD	12	3838N	
L6 4.1L 250cid	1972-66	M.T.	DR	DD	12	3686N	
L6 4.1L 250cid	1970-66	A.T., PowerGlide, Opt. Hi Performance PG260M	DR	PMGR	12	3631N-PG	
L6 4.1L 250cid		w/CBC or PowerGlide Trans, Std. Delco Unit	DR	DD	12	3838N	
L6 4.1L 4098cc 250cid	1974-73	A.T., Opt. Hi Performance PG260M	DR	PMGR	12	3631N-PG	
L6 4.1L 4098cc 250cid		A.T., Std. Delco Unit	DR	DD	12	3838N	
L6 4.1L 4098cc 250cid		M.T., Delco "PG" Series High Performance upgrade	DR	PMGR	12	3510N-PG	
L6 4.1L 4098cc 250cid		M.T., Std. Unit	DR	DD	12	3510N	3510N-PG
L6 4.1L 4098cc 250cid	1967-66	A.T., PowerGlide, Opt. Hi Performance PG260M	DR	PMGR	12	3631N-PG	
L6 4.1L 4098cc 250cid		M.T.	DR	DD	12	3686N	
L6 4.1L 4098cc 250cid		w/CBC or PowerGlide Trans, Std. Delco Unit	DR	DD	12	3838N	
L6 4.8L 292cid	1974-73	A.T., Delco "PG" Series High Performance upgrade	DR	PMGR	12	3510N-PG	
L6 4.8L 292cid		A.T., Std. Unit	DR	DD	12	3510N	3510N-PG
L6 4.8L 292cid	1974-67	M.T.	DR	DD	12	3686N	
L6 4.8L 292cid	1971-67	A.T., PowerGlide, Opt. Hi Performance PG260M	DR	PMGR	12	3631N-PG	
L6 4.8L 292cid		w/PowerGlide, Std. Delco Unit	DR	DD	12	3838N	
L6 4.8L 4786cc 292cid	1974-73	A.T., Delco "PG" Series High Performance upgrade	DR	PMGR	12	3510N-PG	
L6 4.8L 4786cc 292cid		A.T., Std. Unit	DR	DD	12	3510N	3510N-PG
L6 4.8L 4786cc 292cid		M.T.	DR	DD	12	3686N	
V8 4.6L 283cid	1967	A.T., PowerGlide, Opt. Hi Performance PG260M	DR	PMGR	12	3631N-PG	
V8 4.6L 283cid		w/3-Spd. Trans	DR	DD	12	3686N	
V8 4.6L 283cid		w/Hydromatic Trans	DR	DD	12	3560R	
V8 4.6L 283cid		w/PowerGlide, Std. Delco Unit	DR	DD	12	3838N	
V8 5.0L 307cid	1973	A.T., Opt. Hi Performance PG260M	DR	PMGR	12	3631N-PG	
V8 5.0L 307cid		A.T., Std. Delco Unit	DR	DD	12	3838N	
V8 5.0L 307cid	1972	Std. Unit	DR	DD	12	3686N	
V8 5.0L 307cid	1971-68	A.T., PowerGlide, Opt. Hi Performance PG260M	DR	PMGR	12	3631N-PG	
V8 5.0L 307cid		M.T.	DR	DD	12	3686N	
V8 5.0L 307cid		w/Hydromatic Trans	DR	DD	12	3560R	
V8 5.0L 307cid		w/PowerGlide, Std. Delco Unit	DR	DD	12	3838N	
V8 5.0L 307cid	1970	A.T., w/PowerGlide, Std. Delco Unit	DR	DD	12	3838N	
V8 5.0L 307cid	1969	w/Hydromatic Trans.	DR	DD	12	3560R	
V8 5.7L 350cid	1972	A.T., Delco "PG" Series High Performance upgrade	DR	PMGR	12	3510N-PG	
V8 5.7L 350cid		A.T., Std. Unit	DR	DD	12	3510N	3510N-PG
V8 5.7L 350cid	1972-70	M.T.	DR	DD	12	3686N	
V8 5.7L 350cid	1971-70	w/PowerGlide Trans	DR	DD	12	3627R	
V8 5.7L 350cid		w/PowerMatic Trans	DR	DD	12	3686N	

STARTERS

ENGINE	YEAR	APPLICATION	Mfg	Type	Volt	PART NO.	OPT. NO.
GMC (Cont'd)							
P2500							
Cummins BT 3.9L Diesel	1989	Denso OSGR, 11T, 3.0kW	ND	OSGR	12	16881N	
DD 8.2L (N, T)		Std. Unit	DR	DD	12	6348N-PT	
DD 8.2L (N, T)	1988-86	Opt. 37 MT	DR	DD	12	6348N-PT	
DD 8.2L (N, T)	1985-84	Optional, DR 37MT	DR	DD	12	6348N-PT	
L6 4.8L 292cid	1989-82	Std. Unit	DR	DD	12	3510MN	
L6 4.8L 292cid	1981-79	Delco "PG" Series High Performance upgrade	DR	PMGR	12	3510N-PG	3510N-PG
L6 4.8L 292cid		Std. Unit	DR	DD	12	3510N	
V8 5.7L 350cid	1989	w/Disc Brakes	DR	DD	12	3510MN	
V8 5.7L 350cid	1989-81	Drum	DR	DD	12	3686N	
V8 5.7L 350cid	1988-87	A.T., VIN M	DR	DD	12	3510MN	
V8 5.7L 350cid		M.T., Drum, VIN M	DR	DD	12	3686N	
V8 5.7L 350cid		Standard Trans., Disc, VIN M	DR	DD	12	3510MN	
V8 5.7L 350cid		VIN K	DR	DD	12	3510MN	
V8 5.7L 350cid	1986-84	Std. Unit	DR	DD	12	3510MN	
V8 5.7L 350cid	1983-82	w/Drum Brakes	DR	DD	12	3510MN	
V8 5.7L 350cid	1981-79	w/o Disc Brakes, Delco "PG" Series High Performance upgrade	DR	PMGR	12	3510N-PG	3510N-PG
V8 5.7L 350cid		w/o Disc Brakes, Std. Unit	DR	DD	12	3510N	
V8 5.7L 350cid	1980-79	Std. Unit	DR	DD	12	3686N	
V8 6.2L 379cid	1989	Diesel	DR	OSGR	12	6469N	
V8 6.2L 379cid	1988-82	Diesel	DR	OSGR	12	6469N	
P35							
L6 4.8L 292cid	1978-75	Delco "PG" Series High Performance upgrade	DR	PMGR	12	3510N-PG	3510N-PG
L6 4.8L 292cid		Std. Unit	DR	DD	12	3510N	
L6 4.8L 292cid	1977-76	w/4-Spd. Trans	DR	DD	12	3686N	
L6 4.8L 292cid		w/o 4-Spd. Trans, Delco "PG" Series High Performance upgrade	DR	PMGR	12	3510N-PG	3510N-PG
L6 4.8L 292cid		w/o 4-Spd. Trans, Std. Unit	DR	DD	12	3510N	
V8 5.7L 350cid	1978	Std. Unit	DR	DD	12	3686N	
V8 5.7L 350cid	1977-75	Delco "PG" Series High Performance upgrade	DR	PMGR	12	3510N-PG	3510N-PG
V8 5.7L 350cid		Std. Unit	DR	DD	12	3510N	
V8 7.4L 454cid	1978-75	Delco "PG" Series High Performance upgrade	DR	PMGR	12	3510N-PG	3510N-PG
V8 7.4L 454cid		Std. Unit	DR	DD	12	3510N	
P35/P3500 Van							
L6 4.1L 250cid	1974-73	Delco "PG" Series High Performance upgrade	DR	PMGR	12	3510N-PG	3510N-PG
L6 4.1L 250cid		Std. Unit	DR	DD	12	3510N	
L6 4.1L 250cid	1972	A.T., Opt. Hi Performance PG260M	DR	PMGR	12	3631N-PG	
L6 4.1L 250cid		A.T., Std. Delco Unit	DR	DD	12	3838N	
L6 4.1L 250cid	1972-66	M.T.	DR	DD	12	3686N	
L6 4.1L 250cid	1971	w/CBC or PowerGlide Trans, w/CBC or PowerGlide Trans, Std. Delco Unit	DR	DD	12	3838N	
L6 4.1L 250cid	1971-66	A.T., PowerGlide, Opt. Hi Performance PG260M	DR	PMGR	12	3631N-PG	
L6 4.1L 250cid	1970-66	w/CBC or PowerGlide Trans, Std. Delco Unit	DR	DD	12	3838N	
L6 4.1L 4098cc 250cid	1974-73	Delco "PG" Series High Performance upgrade	DR	PMGR	12	3510N-PG	3510N-PG
L6 4.1L 4098cc 250cid		Std. Unit	DR	DD	12	3510N	
L6 4.1L 4098cc 250cid	1967-66	A.T., PowerGlide, Opt. Hi Performance PG260M	DR	PMGR	12	3631N-PG	
L6 4.1L 4098cc 250cid		M.T.	DR	DD	12	3686N	
L6 4.1L 4098cc 250cid		w/CBC or PowerGlide Trans, Std. Delco Unit	DR	DD	12	3838N	
L6 4.8L 292cid	1974-73	A.T., Delco "PG" Series High Performance upgrade	DR	PMGR	12	3510N-PG	3510N-PG
L6 4.8L 292cid		A.T., Std. Unit	DR	DD	12	3510N	
L6 4.8L 292cid	1974-67	M.T.	DR	DD	12	3686N	
L6 4.8L 292cid	1971-67	A.T., PowerGlide, Opt. Hi Performance PG260M	DR	PMGR	12	3631N-PG	
L6 4.8L 292cid		w/PowerGlide, Std. Delco Unit	DR	DD	12	3838N	
L6 4.8L 4786cc 292cid	1974-73	A.T., Delco "PG" Series High Performance upgrade	DR	PMGR	12	3510N-PG	3510N-PG
L6 4.8L 4786cc 292cid		A.T., Std. Unit	DR	DD	12	3510N	
L6 4.8L 4786cc 292cid		M.T.	DR	DD	12	3686N	
V8 4.6L 283cid	1967	A.T., PowerGlide, Opt. Hi Performance PG260M	DR	PMGR	12	3631N-PG	
V8 4.6L 283cid		w/3-Spd. Trans	DR	DD	12	3686N	
V8 4.6L 283cid		w/Hydromatic Trans	DR	DD	12	3560R	
V8 4.6L 283cid		w/PowerGlide, Std. Delco Unit	DR	DD	12	3838N	
V8 5.0L 307cid	1973	A.T., Opt. Hi Performance PG260M	DR	PMGR	12	3631N-PG	
V8 5.0L 307cid		A.T., Std. Delco Unit	DR	DD	12	3838N	
V8 5.0L 307cid	1972	Std. Unit	DR	DD	12	3686N	
V8 5.0L 307cid	1971-69	A.T., w/PowerGlide, Std. Delco Unit	DR	DD	12	3838N	
V8 5.0L 307cid	1971-68	A.T., PowerGlide, Opt. Hi Performance PG260M	DR	PMGR	12	3631N-PG	

STARTERS

STARTERS

ENGINE	YEAR	APPLICATION	Mfg	Type	Volt	PART NO.	OPT. NO.
GMC (Cont'd)							
P35/P3500 Van (Cont'd)							
V8 5.0L 307cid	1971-68	M.T.	DR	DD	12	3686N	
V8 5.0L 307cid		w/Hydromatic Trans	DR	DD	12	3560R	
V8 5.0L 307cid	1970-68	w/PowerGlide, Std. Delco Unit	DR	DD	12	3838N	
V8 5.7L 350cid	1974-73	P32 Chassis	DR	DD	12	3510N	3510N-PG
V8 5.7L 350cid		P32 Chassis Delco "PG" Series High Performance upgrade	DR	PMGR	12	3510N-PG	
V8 5.7L 350cid	1972	A.T., Delco "PG" Series High Performance upgrade	DR	PMGR	12	3510N-PG	
V8 5.7L 350cid		A.T., Std. Unit	DR	DD	12	3510N	3510N-PG
V8 5.7L 350cid	1972-70	M.T.	DR	DD	12	3686N	
V8 5.7L 350cid	1971-70	w/PowerGlide Trans	DR	DD	12	3627R	
V8 5.7L 350cid		w/PowerMatic Trans	DR	DD	12	3686N	
V8 7.4L 454cid	1974-73	Delco "PG" Series High Performance upgrade	DR	PMGR	12	3510N-PG	
V8 7.4L 454cid		Std. Unit	DR	DD	12	3510N	3510N-PG
V8 7.4L 7441cc 454cid		Delco "PG" Series High Performance upgrade	DR	PMGR	12	3510N-PG	
V8 7.4L 7441cc 454cid		Std. Unit	DR	DD	12	3510N	3510N-PG
P3500							
4 Cyl. 3.9L 239cid	1992	Denso OSGR, 11T, 3.0kW	ND	OSGR	12	16881N	
Caterpillar 3116	1999-90	Opt. 37MT, 10-Tooth, w/Ground Stud on Solenoid	DR	DD	12	6504N-PT	
Caterpillar 3116		Std. 37MT, 10-Tooth, w/o Ground Stud on Solenoid	DR	DD	12	6505N-PT	6807N
Caterpillar 3126	1999-98	Std. 37MT, 10-Tooth, w/o Ground Stud on Solenoid	DR	DD	12	6505N-PT	6807N
DD 8.2L (N, T)	1993-89	Std. Unit	DR	DD	12	6348N-PT	
DD 8.2L (N, T)	1988-86	Opt. 37 MT	DR	DD	12	6348N-PT	
DD 8.2L (N, T)	1985-84	Optional, DR 37MT	DR	DD	12	6348N-PT	
GM 6.0L (366) V8 Gas	1990	MT643G	DR	DD	12	4038N	
L4 3.9L 239cid	1991-89	Denso OSGR, 11T, 3.0kW	ND	OSGR	12	16881N	
L6 4.8L 292cid	1989-82	Std. Unit	DR	DD	12	3510MN	
L6 4.8L 292cid	1981-79	Delco "PG" Series High Performance upgrade	DR	PMGR	12	3510N-PG	3510N-PG
L6 4.8L 292cid		Std. Unit	DR	DD	12	3510N	
V6 4.3L 262cid	1999-96	Std. Unit	DR	PMGR	12	6449N	
V6 4.3L 262cid	1995-90	Std. Unit	DR	DD	12	6416N	
V8 5.7L 350cid	1999-95	Std. Unit	DR	PMGR	12	6449N	
V8 5.7L 350cid	1994	DD Starter	DR	DD	12	3510MN	
V8 5.7L 350cid		PMGR Starter	DR	PMGR	12	6449N	
V8 5.7L 350cid	1993-91	Std. Unit	DR	DD	12	3510MN	
V8 5.7L 350cid	1990	Drum	DR	DD	12	3686N	
V8 5.7L 350cid		w/Disc Brakes	DR	DD	12	3510MN	
V8 5.7L 350cid	1989	Disc	DR	DD	12	3510MN	
V8 5.7L 350cid		Drum	DR	DD	12	3686N	
V8 5.7L 350cid	1988-87	A.T., VIN M	DR	DD	12	3510MN	
V8 5.7L 350cid		M.T., Drum, VIN M	DR	DD	12	3686N	
V8 5.7L 350cid		Standard Trans., Disc, VIN M	DR	DD	12	3510MN	
V8 5.7L 350cid		VIN K	DR	DD	12	3510MN	
V8 5.7L 350cid	1986-84	A.T.	DR	DD	12	3510MN	
V8 5.7L 350cid		M.T., Drum	DR	DD	12	3686N	
V8 5.7L 350cid		Standard Trans., Disc	DR	DD	12	3510MN	
V8 5.7L 350cid	1983-82	Drum	DR	DD	12	3510MN	
V8 5.7L 350cid	1983-79	Disc	DR	DD	12	3686N	
V8 5.7L 350cid	1981-79	w/o Disc Brakes, Delco "PG" Series High Performance upgrade	DR	PMGR	12	3510N-PG	
V8 5.7L 350cid		w/o Disc Brakes, Std. Unit	DR	DD	12	3510N	3510N-PG
V8 6.2L 379cid	1993-89	Diesel	DR	OSGR	12	6469N	
V8 6.2L 379cid	1988-82	Diesel	DR	OSGR	12	6469N	
V8 6.5L 395cid	1999-94	Diesel	DR	OSGR	12	6469N	
V8 7.4L 454cid	1999-95	Std. Unit	DR	PMGR	12	6449N	
V8 7.4L 454cid	1994	DD Starter	DR	DD	12	3510MN	
V8 7.4L 454cid		PMGR Starter	DR	PMGR	12	6449N	
V8 7.4L 454cid	1993-82	Std. Unit	DR	DD	12	3510MN	
V8 7.4L 454cid	1981-79	Delco "PG" Series High Performance upgrade	DR	PMGR	12	3510N-PG	
V8 7.4L 454cid		Std. Unit	DR	DD	12	3510N	3510N-PG
P4500							
Cummins BT 3.9L Diesel	1989	Denso OSGR, 11T, 3.0kW	ND	OSGR	12	16881N	
DD 8.2L (N, T)		Std. Unit	DR	DD	12	6348N-PT	
DD 8.2L (N, T)	1988	Opt. 37 MT	DR	DD	12	6348N-PT	

STARTERS

ENGINE	YEAR	APPLICATION	Mfg	Type	Volt	PART NO.	OPT. NO.
GMC (Cont'd)							
P6500							
Cummins BT 3.9L Diesel	1989	Denso OSGR, 11T, 3.0kW	ND	OSGR	12	16881N	
DD 8.2L (N, T)		Std. Unit	DR	DD	12	6348N-PT	
DD 8.2L (N, T)	1988-86	Opt. 37 MT	DR	DD	12	6348N-PT	
DD 8.2L (N, T)	1985-84	Optional, DR 37MT	DR	DD	12	6348N-PT	
GM 6.0L (366) V8 Gas	1990	MT643G	DR	DD	12	4038N	
GM 6.0L (366) V8 Gas		w/A.T.-542 Trans.	DR	DD	12	3533R	
GM 6.0L (366) V8 Gas		w/A.T.-545 Trans.	DR	DD	12	3533R	
GM 6.0L (366) V8 Gas		M.T.	DR	DD	12	4174N	
GM 7.0L (427) V8 Gas		A.T.	DR	DD	12	3533R	
GM 7.0L (427) V8 Gas		M.T.	DR	DD	12	4038N	
Q60							
GMC Toro-Flo D-478	1965-63	Std. Unit	DR	PLGR	12	6907N	
R2500							
L6 4.8L 292cid	1988-87	RWD	DR	DD	12	3510MN	
V6 4.3L 262cid	1987	Std. Unit	DR	DD	12	3510MN	
V8 5.0L 305cid		Std. Unit	DR	DD	12	3510MN	
V8 5.7L 350cid	1989-87	Std. Unit	DR	DD	12	3510MN	
V8 6.2L 379cid	1989	Diesel	DR	OSGR	12	6469N	
V8 6.2L 379cid	1988-87	Diesel	DR	OSGR	12	6469N	
V8 7.4L 454cid	1989-87	Std. Unit	DR	DD	12	3510MN	
R2500 Suburban							
V8 5.7L 350cid	1991-87	Std. Unit	DR	DD	12	3510MN	
V8 6.2L 379cid	1991-89	Diesel	DR	OSGR	12	6469N	
V8 6.2L 379cid	1988-87	Diesel	DR	OSGR	12	6469N	
V8 7.4L 454cid	1991-87	Std. Unit	DR	DD	12	3510MN	
R3500							
L6 4.8L 292cid	1988-87	RWD	DR	DD	12	3510MN	
V8 5.7L 350cid	1991-87	Std. Unit	DR	DD	12	3510MN	
V8 6.2L 379cid	1991-89	Diesel	DR	OSGR	12	6469N	
V8 6.2L 379cid	1988-87	Diesel	DR	OSGR	12	6469N	
V8 7.4L 454cid	1991-87	Std. Unit	DR	DD	12	3510MN	
S7							
GM 8.2L (N,T) Diesel	1993-89	Std. Unit	DR	DD	12	6348N-PT	
Savana 2500							
V6 4.3L 262cid	2005	Std. Unit	DR	PMGR	12	6495N	
V6 4.3L 262cid	2004	1st Prod	DR	PMGR	12	6485N	
V6 4.3L 262cid		2nd Prod	DR	PMGR	12	6495N	
V6 4.3L 262cid	2003	Std. Unit	DR	PMGR	12	6485N	
V6 4.3L 262cid	2002-01	PG260G Starter	DR	PMGR	12	6485N	
V6 4.3L 262cid	2000-99	DD Starter	DR	DD	12	6483N	
V6 4.3L 262cid		PMGR Starter	DR	PMGR	12	6485N	
V6 4.3L 262cid	1998-97	Std. Unit	DR	DD	12	6483N	
V6 4.3L 262cid	1996	Std. Unit	DR	DD	12	6483N	
V8 4.8L 294cid	2013-11	VIN A	DR	PMGR	12	6970N	
V8 4.8L 294cid	2010-09	Std. Unit	DR	PMGR	12	6970N	
V8 4.8L 294cid	2008	Std. Unit	DR	PMGR	12	6970N	
V8 4.8L 294cid	2007-06	Std. Unit	DR	PMGR	12	6494N	6489N
V8 4.8L 294cid	2005-04	Std. Unit	DR	PMGR	12	6494N	6489N
V8 4.8L 294cid	2003	Std. Unit	DR	PMGR	12	6489N	
V8 5.0L 305cid	2002	PG260L Starter	DR	PMGR	12	6449N	
V8 5.0L 305cid	2001-99	PG260M Starter	DR	PMGR	12	6449N	
V8 5.0L 305cid	1998-97	Std. Unit	DR	DD	12	6483N	
V8 5.0L 305cid	1996	Std. Unit	DR	DD	12	6416N	
V8 5.3L 323cid	2005-04	Std. Unit	DR	PMGR	12	6494N	6489N
V8 5.3L 323cid	2003	Std. Unit	DR	PMGR	12	6489N	
V8 5.7L 350cid	2002	Std. Unit	DR	PMGR	12	6449N	
V8 5.7L 350cid	2001-96	Std. Unit	DR	PMGR	12	6449N	
V8 6.0L 5967cc 364cid	2013-11	Std. Unit	DR	PMGR	12	6942N	
V8 6.0L 5967cc 364cid	2010-09	Std. Unit	DR	PMGR	12	6942N	
V8 6.0L 5967cc 364cid	2008	Std. Unit	DR	PMGR	12	6757N	6492N
V8 6.0L 5967cc 364cid	2007-06	Std. Unit	DR	PMGR	12	6757N	6492N
V8 6.0L 5967cc 364cid	2005-04	Std. Unit	DR	PMGR	12	6492N	
V8 6.0L 5967cc 364cid	2003	Std. Unit	DR	PMGR	12	6492N	

STARTERS

STARTERS

ENGINE	YEAR	APPLICATION	Mfg	Type	Volt	PART NO.	OPT. NO.
GMC (Cont'd)							
Savana 2500 (Cont'd)							
V8 6.5L 395cid	2002-97	Diesel	DR	OSGR	12	6469N	
V8 6.5L 395cid	1996	Std. Unit	DR	OSGR	12	6469N	
V8 6.6L 400cid	2007	Diesel, Hitachi Unit	HI	OSGR	12	17801N	
V8 6.6L 400cid	2006	Hitachi Unit	HI	OSGR	12	17801N	
Savana 3500							
V8 4.8L 294cid	2013	Std. Unit	DR	PMGR	12	6970N	
V8 4.8L 294cid	2012	Std. Unit	DR	PMGR	12	6970N	
V8 4.8L 294cid	2011	VIN A	DR	PMGR	12	6970N	
V8 4.8L 294cid	2010-09	Std. Unit	DR	PMGR	12	6970N	
V8 4.8L 294cid	2008	Std. Unit	DR	PMGR	12	6970N	
V8 4.8L 294cid	2007-06	Std. Unit	DR	PMGR	12	6494N	6489N
V8 4.8L 294cid	2005-04	Std. Unit	DR	PMGR	12	6494N	6489N
V8 5.7L 350cid	2002	Std. Unit	DR	PMGR	12	6449N	
V8 5.7L 350cid	2001-96	Std. Unit	DR	PMGR	12	6449N	
V8 6.0L 5967cc 364cid	2013-11	Std. Unit	DR	PMGR	12	6942N	
V8 6.0L 5967cc 364cid	2010-09	Std. Unit	DR	PMGR	12	6942N	
V8 6.0L 5967cc 364cid	2008	Std. Unit	DR	PMGR	12	6757N	6492N
V8 6.0L 5967cc 364cid	2007-06	Std. Unit	DR	PMGR	12	6757N	6492N
V8 6.0L 5967cc 364cid	2005-04	Std. Unit	DR	PMGR	12	6492N	
V8 6.0L 5967cc 364cid	2003	Std. Unit	DR	PMGR	12	6492N	
V8 6.5L 395cid	2002-97	Diesel	DR	OSGR	12	6469N	
V8 6.5L 395cid	1996	Std. Unit	DR	OSGR	12	6469N	
V8 6.6L 400cid	2007	Diesel, Hitachi Unit	HI	OSGR	12	17801N	
V8 6.6L 400cid	2006	Hitachi Unit	HI	OSGR	12	17801N	
V8 7.4L 454cid	2000-97	Std. Unit	DR	PMGR	12	6449N	
V8 7.4L 454cid	1996	Std. Unit	DR	PMGR	12	6449N	
V8 8.1L 496cid	2002	Std. Unit	DR	PMGR	12	6449N	
V8 8.1L 496cid	2001	Std. Unit	DR	PMGR	12	6449N	
Savana 4500							
V8 6.0L 5967cc 364cid	2013-09	Std. Unit	DR	PMGR	12	6942N	
SE6000							
GM 5.7L (350) V8 Gas	1978-77	MD-1 Trans.	DR	DD	12	3686N	
GM 5.7L (350) V8 Gas		Std. Unit	DR	DD	12	3633N	
GM 5.7L (350) V8 Gas	1976	Optional	DR	DD	12	3689N	
GM 5.7L (350) V8 Gas	1975	Optional	DR	DD	12	3627R	
GM 6.0L (366) V8 Gas		MD-4	DR	DD	12	3560R	
Sierra 2500							
V8 5.3L 323cid	2000-99	Std. Unit	DR	PMGR	12	6489N	
V8 6.0L 5967cc 364cid	2004-01	Std. Unit	DR	PMGR	12	6492N	
V8 6.0L 5967cc 364cid	2000-99	Std. Unit	DR	PMGR	12	6492N	
Sierra 2500 HD							
V8 6.0L 5967cc 364cid	2013-09	Std. Unit	DR	PMGR	12	6942N	
V8 6.0L 5967cc 364cid	2008-06	Std. Unit	DR	PMGR	12	6757N	6492N
V8 6.0L 5967cc 364cid	2007	VIN K	DR	PMGR	12	6757N	6492N
V8 6.0L 5967cc 364cid		VIN U	DR	PMGR	12	6757N	6492N
V8 6.0L 5967cc 364cid	2005-01	Std. Unit	DR	PMGR	12	6492N	
V8 6.6L 400cid	2010-07	VIN 6	HI	OSGR	12	17801N	
V8 6.6L 400cid	2009-08	Std. Unit	HI	OSGR	12	17801N	
V8 6.6L 400cid	2007	VIN D	HI	OSGR	12	17801N	
V8 6.6L 400cid	2006	VIN 2, Hitachi Unit	HI	OSGR	12	17801N	
V8 6.6L 400cid		VIN D, Hitachi Unit	HI	OSGR	12	17801N	
V8 6.6L 400cid	2005-02	Std. Unit	HI	OSGR	12	17801N	
V8 6.6L 400cid	2001	VIN 1	HI	OSGR	12	17801N	
V8 6.6L 403cid	2004	Std. Unit	HI	OSGR	12	17801N	
V8 8.1L 496cid	2007-03	NDenso Unit	ND	OSGR	12	17880N	
V8 8.1L 496cid	2002	Std. Unit	DR	PMGR	12	6449N	
V8 8.1L 496cid	2001	VIN G	DR	PMGR	12	6449N	
Sierra 3500							
V8 6.0L 5967cc 364cid	2007-06	Std. Unit	DR	PMGR	12	6757N	6492N
V8 6.0L 5967cc 364cid	2005-01	Std. Unit	DR	PMGR	12	6492N	
V8 6.6L 400cid	2007	Std. Unit	HI	OSGR	12	17801N	
V8 6.6L 400cid	2006	VIN 2, Hitachi Unit	HI	OSGR	12	17801N	
V8 6.6L 400cid		VIN D, Hitachi Unit	HI	OSGR	12	17801N	

STARTERS

ENGINE	YEAR	APPLICATION	Mfg	Type	Volt	PART NO.	OPT. NO.
GMC (Cont'd)							
Sierra 3500 (Cont'd)							
V8 6.6L 400cid	2005-01	Std. Unit	HI	OSGR	12	17801N	
V8 6.6L 403cid	2004	Std. Unit	HI	OSGR	12	17801N	
V8 8.1L 496cid	2007-03	NDenso Unit	ND	OSGR	12	17880N	
V8 8.1L 496cid	2002	Std. Unit	DR	PMGR	12	6449N	
V8 8.1L 496cid	2001	Std. Unit	DR	PMGR	12	6449N	
Sierra 3500 HD							
V8 6.0L 5967cc 364cid	2013-10	Std. Unit	DR	PMGR	12	6942N	
V8 6.0L 5967cc 364cid	2009	VIN K	DR	PMGR	12	6757N	6492N
V8 6.0L 5967cc 364cid	2008-07	Std. Unit	DR	PMGR	12	6757N	6492N
V8 6.6L 400cid	2010-09	VIN 6	HI	OSGR	12	17801N	
V8 6.6L 400cid	2008-07	Std. Unit	HI	OSGR	12	17801N	
Sierra C3							
V8 6.0L 5967cc 364cid	2001	Std. Unit	DR	PMGR	12	6492N	
T40							
GM 3.8L (230) L6 Gas	1967-64	w/PowerGlide, Std. Delco Unit	DR	DD	12	3838N	
GM 3.8L (230) L6 Gas	1967-63	Opt. Hi Performance PG260M	DR	PMGR	12	3631N-PG	
GM 3.8L (230) L6 Gas		w/Std. Trans.	DR	DD	12	3686N	
GM 3.8L (230) L6 Gas	1963	Std. Delco Unit, w/PowerGlide	DR	DD	12	3838N	
T5500							
Caterpillar 3116	1998-97	Opt. 37MT, 10-Tooth, w/Ground Stud on Solenoid	DR	DD	12	6504N-PT	
Caterpillar 3116		Std. 37MT, 10-Tooth, w/o Ground Stud on Solenoid	DR	DD	12	6505N-PT	6807N
Caterpillar 3126	2002-97	Std. 37MT, 10-Tooth, w/o Ground Stud on Solenoid	DR	DD	12	6505N-PT	6807N
GM 6.0L (366) V8 Gas	1998-96	Std. Unit	DR	PMGR	12	6449N	
GM 6.0L (366) V8 Gas		M.T.	DR	PMGR	12	6452NM	
GM 6.0L (366) V8 Gas	1991	A.T.	DR	DD	12	3533R	
GM 6.0L (366) V8 Gas		M.T.	DR	DD	12	4174N	
GM 7.8L (476) Diesel	2001-98	Denso Starter	ND	OSGR	12	18136N	
Isuzu 7.1L - 6HE1 Eng.	1998-97	Denso Starter	ND	OSGR	12	18136N	
T6500							
6 Cyl. 7.2L 441cid	1997	Caterpillar 3126, Std. 37MT, 10-Tooth, w/o Ground Stud on Solenoid	DR	DD	12	6505N-PT	6807N
8 Cyl. 6.0L 366cid	1991	A.T.	DR	DD	12	3533R	
8 Cyl. 6.0L 366cid		M.T.	DR	DD	12	4174N	
GM 7.8L (476) Diesel	2008-03	Denso Starter	ND	OSGR	12	18136N	
Isuzu 7.1L - 6HE1 Eng.	1998-97	Denso Starter	ND	OSGR	12	18136N	
L6 6.6L 403cid		Caterpillar 3116, Opt. 37MT, 10-Tooth, w/Ground Stud on Solenoid	DR	DD	12	6504N-PT	
L6 6.6L 403cid		Std. 37MT, 10-Tooth, w/o Ground Stud on Solenoid	DR	DD	12	6505N-PT	6807N
L6 7.2L 441cid	2002-98	Caterpillar 3126, Std. 37MT, 10-Tooth, w/o Ground Stud on Solenoid	DR	DD	12	6505N-PT	6807N
L6 7.8L 475cid	2002-99	Denso Starter	ND	OSGR	12	18136N	
V8 6.0L 366cid	1998-97	A.T.	DR	PMGR	12	6449N	
V8 6.0L 366cid		M.T.	DR	PMGR	12	6452NM	
T7500							
6 Cyl. 7.2L 441cid	1997	Caterpillar 3126, Std. 37MT, 10-Tooth, w/o Ground Stud on Solenoid	DR	DD	12	6505N-PT	6807N
8 Cyl. 6.0L 366cid	1991	A.T.	DR	DD	12	3533R	
8 Cyl. 6.0L 366cid		M.T.	DR	DD	12	4174N	
GM 7.8L (476) Diesel	2003-98	Denso Starter	ND	OSGR	12	18136N	
Isuzu 7.1L - 6HE1 Eng.	1998-97	Denso Starter	ND	OSGR	12	18136N	
L6 6.6L 403cid		Caterpillar 3116, Opt. 37MT, 10-Tooth, w/Ground Stud on Solenoid	DR	DD	12	6504N-PT	
L6 6.6L 403cid		Std. 37MT, 10-Tooth, w/o Ground Stud on Solenoid	DR	DD	12	6505N-PT	6807N
L6 7.2L 441cid	2002-98	Caterpillar 3126, Std. 37MT, 10-Tooth, w/o Ground Stud on Solenoid	DR	DD	12	6505N-PT	6807N
L6 7.8L 475cid	2008-04	Denso Starter	ND	OSGR	12	18136N	
L6 7.8L 475cid	2002-99	Denso Starter	ND	OSGR	12	18136N	
V8 6.0L 366cid	1998-97	A.T.	DR	PMGR	12	6449N	
V8 6.0L 366cid		M.T.	DR	PMGR	12	6452NM	
T8500							
Caterpillar 3116	1998-97	Opt. 37MT, 10-Tooth, w/Ground Stud on Solenoid	DR	DD	12	6504N-PT	
Caterpillar 3116		Std. 37MT, 10-Tooth, w/o Ground Stud on Solenoid	DR	DD	12	6505N-PT	6807N

STARTERS

STARTERS

ENGINE	YEAR	APPLICATION	Mfg	Type	Volt	PART NO.	OPT. NO.	
GMC (Cont'd)								
T8500 (Cont'd)								
Caterpillar 3126	2002-97	Std. 37MT, 10-Tooth, w/o Ground Stud on Solenoid	DR	DD	12	6505N-PT	6807N	
GM 7.8L (476) Diesel	2008-98	Denso Starter	ND	OSGR	12	18136N		
Isuzu 7.1L - 6HE1 Eng.	1998-97	Denso Starter	ND	OSGR	12	18136N		
TE5500								
GM 4.6L (283) V8 Gas	1967-66	w/Hydro. Trans.	DR	DD	12	3560R		
GM 4.6L (283) V8 Gas	1967-63	w/PowerGlide, Std. Delco Unit	DR	DD	12	3838N		
GM 4.6L (283) V8 Gas		w/Std. Trans.	DR	DD	12	3686N		
GM 5.0L (307) V8 Gas	1970	w/CBC Trans., Std. Delco Unit	DR	DD	12	3838N		
GM 5.0L (307) V8 Gas	1970-68	w/PowerGlide, Std. Delco Unit	DR	DD	12	3838N		
GM 5.0L (307) V8 Gas		w/Std. Trans.	DR	DD	12	3686N		
GM 5.0L (307) V8 Gas	1969-68	w/Hydro. Trans.	DR	DD	12	3560R		
GM 5.4L (327) V8 Gas	1968-66	w/3 Spd. Trans.	DR	DD	12	3686N		
GM 5.4L (327) V8 Gas		w/4 & 5 Spd. Trans.	DR	DD	12	3633N		
GM 5.4L (327) V8 Gas		w/Hydro. Trans.	DR	DD	12	3560R		
GM 5.4L (327) V8 Gas		w/PowerGlide, Std. Delco Unit	DR	DD	12	3838N		
GM 5.4L (327) V8 Gas	1965-63	Std. Unit	DR	DD	12	3633N		
GM 5.7L (350) V8 Gas	1972-71	Std. Unit	DR	DD	12	3633N		
GM 5.7L (350) V8 Gas	1972-69	w/PowerGlide Trans.	DR	DD	12	3627R		
GM 5.7L (350) V8 Gas	1970-69	w/3 Spd. (500 Ser.)	DR	DD	12	3633N		
GM 5.7L (350) V8 Gas		w/3 Spd. (Std.)	DR	DD	12	3686N		
GM 5.7L (350) V8 Gas		w/4 & 5 Spd. Trans.	DR	DD	12	3633N		
GM 5.7L (350) V8 Gas		w/CBC Trans.	DR	DD	12	3627R		
GM 5.7L (350) V8 Gas		w/PowerMatic Trans.	DR	DD	12	3686N		
GM 6.0L (366) V8 Gas	1978	Exc. MD-1 Trans.	DR	DD	12	4174N		
GM 6.0L (366) V8 Gas		w/L86 4BBL Carb.	DR	DD	12	4174N		
GM 6.0L (366) V8 Gas	1978-76	w/MD-1 Trans.	DR	DD	12	3533R		
GM 6.0L (366) V8 Gas	1977-76	Std. Unit	DR	DD	12	4174N		
GM 6.0L (366) V8 Gas		w/MD-4 Trans.	DR	DD	12	3689N		
GM 6.0L (366) V8 Gas	1977-75	ME-6	DR	DD	12	4038N		
GM 6.0L (366) V8 Gas	1974-71	w/Allison AT-475	DR	DD	12	3560R		
GM 6.0L (366) V8 Gas	1971-66	w/4 & 5 Spd. (Opt.)	DR	DD	12	3633N		
GM 7.0L (427) V8 Gas	1978	A.T.	DR	DD	12	3533R		
GM 7.0L (427) V8 Gas		M.T.	DR	DD	12	4038N		
GM 7.0L (427) V8 Gas	1977	Standard	DR	DD	12	4038N		
GM 7.0L (427) V8 Gas		w/MD-1 Trans.	DR	DD	12	3533R		
GM 7.0L (427) V8 Gas	1976-75	Std. Unit	DR	DD	12	4038N		
GM 7.0L (427) V8 Gas	1974-66	Std. Unit	DR	DD	12	4038N		
GM 7.4L (454) V8 Gas	1978-73	Std. Unit	DR	DD	12	4174N		
TE6000								
GM 4.6L (283) V8 Gas	1967-66	w/Hydro. Trans.	DR	DD	12	3560R		
GM 4.6L (283) V8 Gas	1967-63	Opt. Hi Performance PG260M	DR	PMGR	12	3631N-PG		
GM 4.6L (283) V8 Gas		w/PowerGlide, Std. Delco Unit	DR	DD	12	3838N		
GM 4.6L (283) V8 Gas		w/Std. Trans.	DR	DD	12	3686N		
GM 5.0L (307) V8 Gas	1970	w/CBC Trans., Std. Delco Unit	DR	DD	12	3838N		
GM 5.0L (307) V8 Gas	1970-68	Opt. Hi Performance PG260M	DR	PMGR	12	3631N-PG		
GM 5.0L (307) V8 Gas		w/PowerGlide, Std. Delco Unit	DR	DD	12	3838N		
GM 5.0L (307) V8 Gas		w/Std. Trans.	DR	DD	12	3686N		
GM 5.0L (307) V8 Gas	1969-68	w/Hydro. Trans.	DR	DD	12	3560R		
GM 5.4L (327) V8 Gas	1968-66	Opt. Hi Performance PG260M	DR	PMGR	12	3631N-PG		
GM 5.4L (327) V8 Gas		w/3 Spd. Trans.	DR	DD	12	3686N		
GM 5.4L (327) V8 Gas		w/4 & 5 Spd. Trans.	DR	DD	12	3633N		
GM 5.4L (327) V8 Gas		w/Hydro. Trans.	DR	DD	12	3560R		
GM 5.4L (327) V8 Gas		w/PowerGlide, Std. Delco Unit	DR	DD	12	3838N		
GM 5.4L (327) V8 Gas	1965-63	Std. Unit	DR	DD	12	3633N		
GM 5.7L (350) V8 Gas	1978-77	w/MD-1	DR	DD	12	3686N		
GM 5.7L (350) V8 Gas	1978-71	Std. Unit	DR	DD	12	3633N		
GM 5.7L (350) V8 Gas	1976	MD-4 Trans. (Std.)	DR	DD	12	3689N		
GM 5.7L (350) V8 Gas		Optional	DR	DD	12	4174N		
GM 5.7L (350) V8 Gas	1976-75	MD-1 Trans. (Std.)	DR	DD	12	3686N		
GM 5.7L (350) V8 Gas	1975	MD-1 Trans. (Opt.)	DR	DD	12	3633N		
GM 5.7L (350) V8 Gas		MD-4 Trans. (Std.)	DR	DD	12	3627R		
GM 5.7L (350) V8 Gas	1974-73	A.T.	DR	DD	12	3627R		
GM 5.7L (350) V8 Gas		M.T.	DR	DD	12	3633N		
GM 5.7L (350) V8 Gas	1972-69	w/PowerGlide Trans.	DR	DD	12	3627R		
GM 5.7L (350) V8 Gas	1970-69	w/3 Spd. (500 Ser.)	DR	DD	12	3633N		

STARTERS

ENGINE	YEAR	APPLICATION	Mfg	Type	Volt	PART NO.	OPT. NO.
GMC (Cont'd)							
TE6000 (Cont'd)							
GM 5.7L (350) V8 Gas	1970-69	w/3 Spd. (Std.)	DR	DD	12	3686N	
GM 5.7L (350) V8 Gas		w/4 & 5 Spd. Trans.	DR	DD	12	3633N	
GM 5.7L (350) V8 Gas		w/CBC Trans.	DR	DD	12	3627R	
GM 5.7L (350) V8 Gas		w/PowerMatic Trans.	DR	DD	12	3686N	
GM 6.0L (366) V8 Gas	1975	ME-6	DR	DD	12	4038N	
GM 6.0L (366) V8 Gas	1974-71	w/Allison AT-475	DR	DD	12	3560R	
GM 6.0L (366) V8 Gas	1971-66	w/4 & 5 Spd. (Opt.)	DR	DD	12	3633N	
GM 7.0L (427) V8 Gas	1978	A.T.	DR	DD	12	3533R	
GM 7.0L (427) V8 Gas		M.T.	DR	DD	12	4038N	
GM 7.0L (427) V8 Gas	1977	Standard	DR	DD	12	4038N	
GM 7.0L (427) V8 Gas		w/MD-1 Trans.	DR	DD	12	3533R	
GM 7.0L (427) V8 Gas	1976-75	Std. Unit	DR	DD	12	4038N	
GM 7.0L (427) V8 Gas	1974-66	Std. Unit	DR	DD	12	4038N	
GM 7.4L (454) V8 Gas	1978-73	Std. Unit	DR	DD	12	4174N	
TE6500							
GM 6.0L (366) V8 Gas	1978	Exc. MD-1 Trans.	DR	DD	12	4174N	
GM 6.0L (366) V8 Gas		w/L86 4BBL Carb.	DR	DD	12	4174N	
GM 6.0L (366) V8 Gas	1978-76	w/MD-1 Trans.	DR	DD	12	3533R	
GM 6.0L (366) V8 Gas	1977-76	w/MD-4 Trans.	DR	DD	12	3689N	
GM 6.0L (366) V8 Gas	1977-75	ME-6	DR	DD	12	4038N	
GM 6.0L (366) V8 Gas	1974-71	w/Allison AT-475	DR	DD	12	3560R	
GM 6.0L (366) V8 Gas	1972	w/Allison AT-475	DR	DD	12	3560R	
GM 6.0L (366) V8 Gas	1971-66	w/4 & 5 Spd. (Opt.)	DR	DD	12	3633N	
GM 7.0L (427) V8 Gas	1978	A.T.	DR	DD	12	3533R	
GM 7.0L (427) V8 Gas		M.T.	DR	DD	12	4038N	
GM 7.0L (427) V8 Gas	1977	Standard	DR	DD	12	4038N	
GM 7.0L (427) V8 Gas		w/MD-1 Trans.	DR	DD	12	3533R	
GM 7.0L (427) V8 Gas	1976-75	Std. Unit	DR	DD	12	4038N	
GM 7.0L (427) V8 Gas	1974-66	Std. Unit	DR	DD	12	4038N	
GM 7.4L (454) V8 Gas	1978-73	Std. Unit	DR	DD	12	4174N	
TJ70							
GMC Toro-Flo DH-637	1968-66	Std. Unit	DR	PLGR	12	6907N	
TM6500							
GM 5.0L (305) V6 Gas	1974-67	Optional	DR	DD	12	4038N	
GM 5.0L (305) V6 Gas		Standard	DR	DD	12	4038N	
GM 5.8L (351) V6 Gas	1972-71	w/Allison AT-540	DR	DD	12	3686N	
GM 5.8L (351) V6 Gas	1972-67	Standard	DR	DD	12	4038N	
GM 5.8L (351) V6 Gas	1970-67	Optional	DR	DD	12	4038N	
GM 6.2L (379) V6 Gas	1974-73	Std. Unit	DR	DD	12	4038N	
TM7500							
GM 5.0L (305) V6 Gas	1974-67	Optional	DR	DD	12	4038N	
GM 5.0L (305) V6 Gas		Standard	DR	DD	12	4038N	
GM 5.8L (351) V6 Gas	1972-71	w/Allison AT-540	DR	DD	12	3686N	
GM 5.8L (351) V6 Gas	1972-67	Standard	DR	DD	12	4038N	
GM 5.8L (351) V6 Gas	1970-67	Optional	DR	DD	12	4038N	
GM 6.2L (379) V6 Gas	1974-73	Std. Unit	DR	DD	12	4038N	
TM80							
GM 5.0L (305) V6 Gas	1974-67	Optional	DR	DD	12	4038N	
GM 5.0L (305) V6 Gas		Standard	DR	DD	12	4038N	
GM 5.8L (351) V6 Gas	1972-71	w/Allison AT-540	DR	DD	12	3686N	
GM 5.8L (351) V6 Gas	1972-67	Standard	DR	DD	12	4038N	
GM 5.8L (351) V6 Gas	1970-67	Optional	DR	DD	12	4038N	
GM 6.2L (379) V6 Gas	1974-73	Std. Unit	DR	DD	12	4038N	
Topkick							
Caterpillar 3208	1990-86	Standard	DR	PLGR	12	6907N	
Caterpillar 3208	1989-84	w/Overcrank Protect	DR	PLGR	12	6907N	
Caterpillar 3208	1985-84	Standard	DR	PLGR	12	6907N	
Caterpillar 3208	1983-82	Std. Unit	DR	PLGR	12	6907N	
Topkick C8500							
Caterpillar 3116	2000-90	Opt. 37MT, 10-Tooth, w/Ground Stud on Solenoid	DR	DD	12	6504N-PT	
Caterpillar 3116		Std. 37MT, 10-Tooth, w/o Ground Stud on Solenoid	DR	DD	12	6505N-PT	6807N
Caterpillar 3126	2005-98	Std. 37MT, 10-Tooth, w/o Ground Stud on Solenoid	DR	DD	12	6505N-PT	6807N

STARTERS

STARTERS

ENGINE	YEAR	APPLICATION	Mfg	Type	Volt	PART NO.	OPT. NO.
GMC (Cont'd)							
Topkick C8500 (Cont'd)							
Caterpillar C7	2006-03	Std. 37MT, 10-Tooth, w/o Ground Stud on Solenoid	DR	DD	12	6505N-PT	6807N
DD 8.2L (N, T)	1990-89	Std. Unit	DR	DD	12	6348N-PT	
GM 6.0L (366) V8 Gas	1998-96	10MT w/ground stud in case	DR	DD	12	6375N	
GM 6.0L (366) V8 Gas		MT653ORG	DR	PMGR	12	6452NM	
GM 6.0L (366) V8 Gas		w/A.T.-542	DR	PMGR	12	6449N	
GM 6.0L (366) V8 Gas		w/A.T.-545	DR	PMGR	12	6449N	
GM 6.0L (366) V8 Gas		w/A.T.-643G Trans.	DR	PMGR	12	6452NM	
GM 6.0L (366) V8 Gas	1995-90	FS4005, 10MT w/ground stud in case	DR	DD	12	6375N	
GM 6.0L (366) V8 Gas	1990	Carb., A.T.	DR	DD	12	3533R	
GM 6.0L (366) V8 Gas		Carb., w/M.T.	DR	DD	12	4174N	
GM 6.0L (366) V8 Gas		TBI, w/A.T.	DR	DD	12	3533R	
GM 6.0L (366) V8 Gas		TBI, w/M.T.	DR	DD	12	4174N	
GM 7.0L (427) V8 Gas	1998-96	A.T.	DR	PMGR	12	6449N	
GM 7.0L (427) V8 Gas		M.T.	DR	PMGR	12	6452NM	
GM 7.0L (427) V8 Gas	1990	Carb., A.T.	DR	DD	12	3533R	
GM 7.0L (427) V8 Gas		Carb., w/M.T.	DR	DD	12	4038N	
GM 7.4L (454) V8 Gas	2000-99	Flange Mount Str.	DR	PMGR	12	6452NM	
GM 7.4L (454) V8 Gas		Pad Mount Starter	DR	PMGR	12	6449N	
GM 8.1L (496) V8 Gas	2006	Std. Unit	DR	PMGR	12	6452NM	
GM 8.1L (496) V8 Gas	2006-01	w/A.T.-545 Trans.	DR	PMGR	12	6449N	
GM 8.1L (496) V8 Gas	2005-01	w/A.T.-643G Trans.	DR	PMGR	12	6452NM	
GM 8.1L (496) V8 Gas		M.T.	DR	PMGR	12	6452NM	
TW90							
DD 6V-71 (N, NE, T)	1976-73	Std. Unit	DR	DD	12	3974N	6356N
DD 6V-71 (N, NE, T)	1976-67	Std. Unit	DR	PLGR	12	6924N	
DD 6V-71 (N, NE, T)	1972-67	Std. Unit	DR	DD	12	3974N	6356N
V2500							
L6 4.8L 292cid	1987	4WD, M.T.	DR	DD	12	3510MN	
L6 4.8L 292cid		A.T.	DR	DD	12	3733N	
V8 5.7L 350cid		A.T.	DR	DD	12	3733N	
V8 5.7L 350cid		M.T.	DR	DD	12	3510MN	
V8 6.2L 379cid		A.T., Diesel	DR	OSGR	12	6468N	6469N
V8 6.2L 379cid		M.T., Diesel	DR	OSGR	12	6469N	
V2500 Suburban							
V8 5.7L 350cid	1991	Std. Unit	DR	DD	12	3733N	
V8 5.7L 350cid	1990-87	A.T.	DR	DD	12	3733N	
V8 5.7L 350cid		M.T.	DR	DD	12	3510MN	
V8 6.2L 379cid	1991	Diesel	DR	OSGR	12	6468N	6469N
V8 6.2L 379cid	1990-89	A.T., Diesel	DR	OSGR	12	6468N	6469N
V8 6.2L 379cid		M.T., Diesel	DR	OSGR	12	6469N	
V8 6.2L 379cid	1988-87	A.T., Diesel	DR	OSGR	12	6468N	6469N
V8 6.2L 379cid		M.T., Diesel	DR	OSGR	12	6469N	
V3500							
L6 4.8L 292cid	1988-87	4WD, M.T.	DR	DD	12	3510MN	
L6 4.8L 292cid		A.T.	DR	DD	12	3733N	
V8 5.7L 350cid	1991-87	A.T.	DR	DD	12	3733N	
V8 5.7L 350cid		M.T.	DR	DD	12	3510MN	
V8 6.2L 379cid	1991-89	A.T., Diesel	DR	OSGR	12	6468N	6469N
V8 6.2L 379cid		M.T., Diesel	DR	OSGR	12	6469N	
V8 6.2L 379cid	1988-87	A.T., Diesel	DR	OSGR	12	6468N	6469N
V8 6.2L 379cid		M.T., Diesel	DR	OSGR	12	6469N	
V8 7.4L 454cid	1991-87	A.T.	DR	DD	12	3733N	
V8 7.4L 454cid		M.T.	DR	DD	12	3510MN	
V60							
GMC Toro-Flo D-478	1965-63	Std. Unit	DR	PLGR	12	6907N	
V80							
GMC Toro-Flo D-478	1965-63	Std. Unit	DR	PLGR	12	6907N	
W3500 Forward							
4 Cyl. 3.9L 236cid	1994	4BD2, Denso OSGR, 11T, 3.0kW	ND	OSGR	12	16881N	
Isuzu 3.9L - 4BD2 Eng.	2001-99	Denso OSGR, 11T, CCW	ND	OSGR	12	18500N	
L4 3.9L 236cid	1998	4BD2, Denso System	ND	OSGR	12	18407N	
L4 3.9L 236cid	1997-95	4BD2, Denso OSGR, 11T, 3.0kW	ND	OSGR	12	16881N	

STARTERS

ENGINE	YEAR	APPLICATION	Mfg	Type	Volt	PART NO.	OPT. NO.
GMC (Cont'd)							
W3500 Forward (Cont'd)							
L4 4.8L 290cid	2001-99	Denso OSGR, 11T, CCW	ND	OSGR	12	18500N	
V8 5.7L 350cid	2001-95	Delco System	DR	PMGR	12	6449N	
W4500 Forward							
4 Cyl. 3.9L 236cid	1999	Denso OSGR, 11T, CCW	ND	OSGR	12	18500N	
4 Cyl. 3.9L 236cid	1997-93	Denso OSGR, 11T, 3.0kW	ND	OSGR	12	16881N	
4 Cyl. 3.9L 236cid	1992-90	Denso OSGR, 11T, 3.0kW, Std.	ND	OSGR	12	16881N	
Isuzu 3.9L - 4BD1 Eng.	1989-86	Denso OSGR, 11T, 3.0kW, Std.	ND	OSGR	12	16881N	
Isuzu 3.9L - 4BD2 Eng.	2001-00	Denso OSGR, 11T, CCW	ND	OSGR	12	18500N	
L4 3.9L 236cid	1998	4BD2, Denso System	ND	OSGR	12	18407N	
L4 4.8L 290cid	2001-99	Denso OSGR, 11T, CCW	ND	OSGR	12	18500N	
V8 5.7L 350cid	2001-98	Delco System	DR	PMGR	12	6449N	
V8 5.7L 350cid	1999	Delco System	DR	PMGR	12	6449N	
W5500 Forward							
4 Cyl. 4.8L 290cid	1999	Denso OSGR, 11T, CCW	ND	OSGR	12	18500N	
GM 5.7L (350) V8 Gas	2001-93	Delco System	DR	PMGR	12	6449N	
Isuzu 3.9L - 4BD2 Eng.	2001-99	Denso OSGR, 11T, CCW	ND	OSGR	12	18500N	
Isuzu 3.9L - 4BD2 Eng.	1997-94	Denso OSGR, 11T, 3.0kW	ND	OSGR	12	16881N	
Isuzu 6.5L - 6BG1 Eng.	1994-84	Denso OSGR, 11T, 3.0kW, Std.	ND	OSGR	12	16881N	
L4 4.8L 290cid	2001-00	Denso OSGR, 11T, CCW	ND	OSGR	12	18500N	
W6							
GM 5.7L (350) V8 Gas	1982	w/13" Clutch (H.D.)	DR	DD	12	4174N	
GM 5.7L (350) V8 Gas	1982-81	Tiltmaster , w/ 12" Clutch (H.D.)	DR	DD	12	3533R	
GM 5.7L (350) V8 Gas	1982-79	Tiltmaster , w/A.T.	DR	DD	12	3533R	
GM 5.7L (350) V8 Gas		Tiltmaster w/12" Clutch (Std.)	DR	DD	12	3686N	
GM 5.7L (350) V8 Gas		Tiltmaster w/13" Clutch (Std.)	DR	DD	12	3633N	
GM 6.0L (366) V8 Gas	1982	Tiltmaster , B6P042 (Std.)	DR	DD	12	4038N	
GM 6.0L (366) V8 Gas		Tiltmaster , w/A.T.	DR	DD	12	3533R	
GM 6.0L (366) V8 Gas	1982-79	Std. Unit	DR	DD	12	4174N	
GM 6.0L (366) V8 Gas	1981	Tiltmaster , w/ Allison AT-540	DR	DD	12	3533R	
GM 7.0L (427) V8 Gas	1982-79	Tiltmaster , w/A.T.	DR	DD	12	3533R	
GM 7.0L (427) V8 Gas		Tiltmaster w/ MT	DR	DD	12	4038N	
Isuzu 5.8L - 6BD1 Eng.	1993-84	Forward, Denso OSGR, 11T, 3.0kW	ND	OSGR	12	16881N	
Isuzu 5.8L - 6BD2 Eng.	1993	Forward, Denso OSGR, 11T, 3.0kW	ND	OSGR	12	16881N	
Isuzu 6.5L - 6BG1 Eng.	1994-84	Forward, Denso OSGR, 11T, 3.0kW	ND	OSGR	12	16881N	
W7							
GM 5.7L (350) V8 Gas	1982-81	Tiltmaster , w/ 12" Clutch (H.D.)	DR	DD	12	3533R	
GM 5.7L (350) V8 Gas		w/13" Clutch (H.D.)	DR	DD	12	4174N	
GM 5.7L (350) V8 Gas	1982-79	Tiltmaster , w/A.T.	DR	DD	12	3533R	
GM 5.7L (350) V8 Gas		Tiltmaster w/12" Clutch (Std.)	DR	DD	12	3686N	
GM 5.7L (350) V8 Gas		Tiltmaster w/13" Clutch (Std.)	DR	DD	12	3633N	
GM 6.0L (366) V8 Gas	1982	Tiltmaster , B6P042 (Std.)	DR	DD	12	4038N	
GM 6.0L (366) V8 Gas		Tiltmaster , w/A.T.	DR	DD	12	3533R	
GM 6.0L (366) V8 Gas	1982-79	Std. Unit	DR	DD	12	4174N	
GM 6.0L (366) V8 Gas	1981	Tiltmaster , w/ Allison AT-540	DR	DD	12	3533R	
GM 7.0L (427) V8 Gas	1982-79	Tiltmaster , w/A.T.	DR	DD	12	3533R	
GM 7.0L (427) V8 Gas		Tiltmaster w/ MT	DR	DD	12	4038N	
Isuzu 5.8L - 6BD1 Eng.	1993-84	Forward, Denso OSGR, 11T, 3.0kW	ND	OSGR	12	16881N	
Isuzu 5.8L - 6BD2 Eng.	1993	Forward, Denso OSGR, 11T, 3.0kW	ND	OSGR	12	16881N	
Isuzu 6.5L - 6BG1 Eng.	1994-84	Forward, Denso OSGR, 11T, 3.0kW	ND	OSGR	12	16881N	
WM80							
GM 6.6L (401) V6 Gas	1972-71	Std. Unit	DR	DD	12	4038N	
WT5500							
GM 7.8L (476) Diesel	2002-99	Denso System	ND	OSGR	12	18136N	
WW90							
DD 6V-71 (N, NE, T)	1976-73	Std. Unit	DR	DD	12	3974N	6356N
DD 6V-71 (N, NE, T)	1976-67	Std. Unit	DR	PLGR	12	6924N	
DD 6V-71 (N, NE, T)	1972-67	Std. Unit	DR	DD	12	3974N	6356N
Yukon XL 2500							
V8 6.0L 5967cc 364cid	2013-11	Std. Unit	DR	PMGR	12	6942N	
V8 6.0L 5967cc 364cid	2010-09	Std. Unit	DR	PMGR	12	6942N	
V8 6.0L 5967cc 364cid	2008-06	Std. Unit	DR	PMGR	12	6757N	6492N
V8 6.0L 5967cc 364cid	2005-02	Std. Unit	DR	PMGR	12	6492N	

STARTERS

STARTERS

ENGINE	YEAR	APPLICATION	Mfg	Type	Volt	PART NO.	OPT. NO.
GMC (Cont'd)							
Yukon XL 2500 (Cont'd)							
V8 6.0L 5967cc 364cid	2001-00	2 Long Mounts	DR	PMGR	12	6492NM	
V8 8.1L 496cid	2006-02	NDenso Unit	ND	OSGR	12	17880N	
V8 8.1L 496cid	2002	Delco Unit	DR	PMGR	12	6449N	
V8 8.1L 496cid	2001	Delco Unit	DR	PMGR	12	6449N	
Hino							
FA14							
L4 3.8L 3839cc 234.2cid	1991-89	W04C-T / WD4C-T (3.8L), Denso System, Early	ND	OSGR	12	17292N	
FA1415							
L4 3.8L 3839cc 234cid	1997-93	W04C-T / WD4C-T (3.8L), Denso System, Late	ND	OSGR	12	17292N	
FA15							
L4 3.8L 3839cc 234cid	1995-92	W04C-T / WD4C-T, Denso System, Late	ND	OSGR	12	17292N	
L4 3.8L 3839cc 234cid	1992	W04C-T / WD4C-T (3.8L), Denso System, Early	ND	OSGR	12	17292N	
L4 3.8L 3839cc 234cid		W04C-T / WD4C-T, Denso System, Early	ND	OSGR	12	17292N	
FB14							
L4 3.8L 3839cc 234.2cid	1995-87	W04C-T / WD4C-T, Denso System, Late	ND	OSGR	12	17292N	
L4 3.8L 3839cc 234.2cid		W04C-T, Denso System, Early	ND	OSGR	12	17292N	
FB15							
L4 3.8L 3839cc 234cid	1995-92	W04C-T / WD4C-T, Denso System, Early	ND	OSGR	12	17292N	
L4 3.8L 3839cc 234cid	1992	W04C-T, WD4C-T, Denso System, Late	ND	OSGR	12	17292N	
FB1715							
L4 3.8L 3839cc 234cid	1997-93	W04C-T / WD4C-T, Denso System, Late	ND	OSGR	12	17292N	
FC							
W06D (6.0L)	1988-84	Denso System, 10 teeth	ND	DD	12	16635N	18566N
FD16							
L6 5.8L 5759cc 351.3cid	1985	Denso System, 10 teeth	ND	DD	12	16635N	18566N
FD17							
L6 6.7L 6728cc 410.4cid	1991-88	H07C, Denso System, 10 teeth	ND	DD	12	16635N	18566N
FD1J							
JO8C Hino Diesel.	2003-99	Sawafuji OSGR, 24V / 11T	SA	OSGR	24	19956N	
FD20							
L6 6.5L 6485cc 395.6cid	1992	H06C, Denso System, 10 teeth	ND	DD	12	16635N	18566N
FD2218							
L6 6.5L 6485cc 395.6cid	1993	H06C, Denso System, 10 teeth	ND	DD	12	16635N	18566N
L6 6.5L 6485cc 395cid	1997-95	Denso System, 10 teeth	ND	DD	12	16635N	18566N
FE							
W06E (6.0L)	1988-85	Denso System, 10 teeth	ND	DD	12	16635N	18566N
FE16							
L6 5.8L 5759cc 351.3cid	1987-85	Denso System, 10 teeth	ND	DD	12	16635N	18566N
FE17							
L6 6.7L 6728cc 410.4cid	1991-88	H07C, Denso System, 10 teeth	ND	DD	12	16635N	18566N
FE19							
6 Cyl. 6.5L 396cid	1991-85	H06C, Denso System, 10 teeth	ND	DD	12	16635N	18566N
L6 6.5L 396cid	1992	H06C, Denso System, 10 teeth	ND	DD	12	16635N	18566N
FE20							
L6 6.5L 6485cc 395.6cid	1992	H06C, Denso System, 10 teeth	ND	DD	12	16635N	18566N
FE2618							
L6 6.5L 6485cc 395.6cid	1994-93	H06C, Denso System, 10 teeth	ND	DD	12	16635N	18566N
L6 6.5L 6485cc 395cid	1997-95	H06C, Denso System, 10 teeth	ND	DD	12	16635N	18566N
FE3020							
H06C (6.5L)	1997-93	Denso System, 10 teeth	ND	DD	12	16635N	18566N
FF17							
L6 6.7L 6728cc 410.4cid	1987-84	H07C, Denso System, 10 teeth	ND	DD	12	16635N	18566N
FF19							
6 Cyl. 6.5L 396cid	1987-85	H06C, Denso System, 10 teeth	ND	DD	12	16635N	18566N

STARTERS

ENGINE	YEAR	APPLICATION	Mfg	Type	Volt	PART NO.	OPT. NO.
Hino (Cont'd)							
FF20							
H06C	1992	Denso System, 10 teeth	ND	DD	12	16635N	18566N
FF23							
L6 6.5L 6485cc 395.6cid	1992-88	H06C, Denso System, 10 teeth	ND	DD	12	16635N	18566N
FF3018							
L6 6.5L 6485cc 395.6cid	1994-93	H06C, Denso System, 10 teeth	ND	DD	12	16635N	18566N
L6 6.5L 6485cc 395cid	1997-95	H06C, Denso System, 10 teeth	ND	DD	12	16635N	18566N
GC20							
L6 6.5L 6485cc 395.6cid	1992	H06C, Denso System, 10 teeth	ND	DD	12	16635N	18566N
H06C							
Hino Diesel	1997-87	Denso/GR, 24V / 11T	ND	OSGR	24	18935N	
H07C							
Hino Diesel	1997-87	Denso/GR, 24V / 11T	ND	OSGR	24	18935N	
LP							
H06C (6.5L)	1997-93	Denso System, 10 teeth	ND	DD	12	16635N	18566N
SF17							
L6 6.7L 6728cc 410.4cid	1988	H07C, Denso System, 10 teeth	ND	DD	12	16635N	18566N
SG19							
6 Cyl. 6.5L 396cid	1988	H06C, Denso System, 10 teeth	ND	DD	12	16635N	18566N
SG20							
L6 6.5L 6485cc 395.6cid	1992	H06C, Denso System, 10 teeth	ND	DD	12	16635N	18566N
SG23							
L6 6.5L 6485cc 395.6cid	1988-87	H06C, Denso System, 10 teeth	ND	DD	12	16635N	18566N
SG231							
L6 6.5L 6485cc 395.6cid	1991-89	H06C, Denso System, 10 teeth	ND	DD	12	16635N	18566N
SG3320							
6 Cyl. 6.5L 396cid	1997-93	H06C, Denso System, 10 teeth	ND	DD	12	16635N	18566N
SG3323							
L6 6.5L 6485cc 395.6cid	1994-93	H06C, Denso System, 10 teeth	ND	DD	12	16635N	18566N
L6 6.5L 6485cc 395cid	1997-95	H06C, Denso System, 10 teeth	ND	DD	12	16635N	18566N
SG5523							
L6 6.5L 6485cc 395.6cid	1996-93	H06C, Denso System, 10 teeth	ND	DD	12	16635N	18566N
Hummer							
H1							
V8 6.6L 400cid	2006	Diesel, Hitachi Unit	HI	OSGR	12	17801N	
H2							
V8 6.0L 5967cc 364cid	2007-06	Std. Unit	DR	PMGR	12	6757N	6492N
V8 6.0L 5967cc 364cid	2005-04	Std. Unit	DR	PMGR	12	6492N	
V8 6.0L 5967cc 364cid	2003	Std. Unit	DR	PMGR	12	6492N	
V8 6.2L 376cid	2009	Std. Unit	DR	PMGR	12	6942N	
V8 6.2L 6199cc 378cid	2008	VIN 8	DR	PMGR	12	6757N	6492N
International							
200							
V8 5.0L 304cid	1975-74	Std. 10MT Starter	DR	DD	12	4162N	
V8 5.0L 4982cc 304cid	1974	Std. 10MT Starter	DR	DD	12	4162N	
V8 5.0L 4983cc 304cid		Std. 10MT Starter	DR	DD	12	4162N	
V8 6.4L 392cid	1975-74	Std. 10MT Starter	DR	DD	12	4162N	
V8 6.4L 6424cc 392cid	1974	Std. 10MT Starter	DR	DD	12	4162N	
V8 6.4L 6425cc 392cid		Std. 10MT Starter	DR	DD	12	4162N	
1010							
V8 5.0L 304cid	1973-72	Std. 10MT Starter	DR	DD	12	4162N	
V8 5.0L 4982cc 304cid	1973-71	Std. 10MT Starter	DR	DD	12	4162N	
V8 5.0L 4983cc 304cid	1973-72	Std. 10MT Starter	DR	DD	12	4162N	
V8 5.7L 345cid	1973-71	Std. 10MT Starter	DR	DD	12	4162N	
V8 6.4L 392cid	1973-72	Std. 10MT Starter	DR	DD	12	4162N	
V8 6.4L 6424cc 392cid	1973-71	Std. 10MT Starter	DR	DD	12	4162N	

STARTERS

STARTERS

ENGINE	YEAR	APPLICATION	Mfg	Type	Volt	PART NO.	OPT. NO.
International (Cont'd)							
1010 (Cont'd)							
V8 6.4L 6425cc 392cid	1973-72	Std. 10MT Starter	DR	DD	12	4162N	
1110							
V8 5.0L 304cid	1973-72	Std. 10MT Starter	DR	DD	12	4162N	
V8 5.0L 4982cc 304cid	1973-71	Std. 10MT Starter	DR	DD	12	4162N	
V8 5.0L 4983cc 304cid	1973-72	Std. 10MT Starter	DR	DD	12	4162N	
V8 5.7L 345cid	1973-71	Std. 10MT Starter	DR	DD	12	4162N	
V8 6.4L 392cid	1973-72	Std. 10MT Starter	DR	DD	12	4162N	
V8 6.4L 6424cc 392cid	1973-71	Std. 10MT Starter	DR	DD	12	4162N	
V8 6.4L 6425cc 392cid	1973-72	Std. 10MT Starter	DR	DD	12	4162N	
1210							
V8 5.0L 304cid	1973-72	Std. 10MT Starter	DR	DD	12	4162N	
V8 5.0L 4982cc 304cid	1973-71	Std. 10MT Starter	DR	DD	12	4162N	
V8 5.0L 4983cc 304cid	1973-72	Std. 10MT Starter	DR	DD	12	4162N	
V8 5.7L 345cid	1973-71	Std. 10MT Starter	DR	DD	12	4162N	
V8 6.4L 392cid	1973-72	Std. 10MT Starter	DR	DD	12	4162N	
V8 6.4L 6424cc 392cid	1973-71	Std. 10MT Starter	DR	DD	12	4162N	
V8 6.4L 6425cc 392cid	1973-72	Std. 10MT Starter	DR	DD	12	4162N	
1310							
V8 5.0L 304cid	1973-71	Std. 10MT Starter	DR	DD	12	4162N	
V8 5.0L 4982cc 304cid		Std. 10MT Starter	DR	DD	12	4162N	
V8 5.0L 4983cc 304cid	1973-72	Std. 10MT Starter	DR	DD	12	4162N	
V8 5.7L 345cid	1973-71	Std. 10MT Starter	DR	DD	12	4162N	
V8 6.4L 392cid	1973-72	Std. 10MT Starter	DR	DD	12	4162N	
V8 6.4L 6424cc 392cid	1973-71	Std. 10MT Starter	DR	DD	12	4162N	
V8 6.4L 6425cc 392cid	1973-72	Std. 10MT Starter	DR	DD	12	4162N	
1452							
IHC 7.3L (T-444E)	1992-88	Std. 37MT (12-T)	DR	DD	12	6380N-PT	6907N
IHC DT-360		Std. 37MT (12-T)	DR	DD	12	6380N-PT	6907N
IHC DT-360 , 5.9L		Opt. LN PLGR, 12V, w/OCP & IMS	DR	PLGR	12	6919N	
IHC DT-466 , 7.6L	2003-88	Opt. LN PLGR, 12V, w/OCP & IMS	DR	PLGR	12	6919N	
1754							
Caterpillar C-10	2003-97	41MT (w/OCP)	DR	PLGR	12	6919N	
Caterpillar C10, 10.3L		Opt. 42MT HD, w/OCP & IMS	DR	PLGR	12	6924N	
Caterpillar C12, 12.0L		Opt. 42MT HD, w/OCP & IMS	DR	PLGR	12	6924N	
Caterpillar C-16		41MT (w/OCP)	DR	PLGR	12	6919N	
Caterpillar C16, 15.8L	2003-99	Opt. LN PLGR, 12V, w/OCP & IMS	DR	PLGR	12	6919N	
Caterpillar C-16, 15.8L		42 MT w/OCP	DR	DD	12	6777N	6907N
DT-466 7.3L	2003-90	Std. 37MT (10-T)	DR	DD	12	6391N-PT	
IHC 9.0L	2006-03	Std. 38MT/ 12T, w/IMS, w/o OCP	DR	PLGR	12	6859N	6907N
IHC 9.0L	1987-85	Opt.39MT service repl. w/IMS	DR	PLGR	12	6908N	6908N
IHC 9.0L		Std. 42MT	DR	PLGR	12	6907N	
IHC DT 408, 6.7L	1997-93	Opt. LN PLGR, 12V, w/OCP & IMS	DR	PLGR	12	6919N	
IHC DT-360	1989-88	Opt. 42MT (12V, w/OCP)	DR	DD	12	6513N	6924N
IHC DT-360		Std. 37MT (12-T)	DR	DD	12	6380N-PT	6907N
IHC DT-360		Std. 42MT	DR	DD	12	6356N	6924N
IHC DT-360 , 5.9L		Opt. LN PLGR, 12V, w/OCP & IMS	DR	PLGR	12	6919N	
IHC DT-360, 5.9L	1993-88	Opt. 42MT HD, w/OCP & IMS	DR	PLGR	12	6924N	
IHC DT-408	1997-93	Opt.39MT service repl. w/IMS	DR	PLGR	12	6908N	6908N
IHC DT-466	2003-90	Opt. Denso OSGR Replacement	ND	OSGR	12	18406N	6919N
IHC DT-466	1989-88	Opt. 42MT (12V, w/OCP)	DR	DD	12	6513N	6924N
IHC DT-466		Std. 37MT (12-T)	DR	DD	12	6380N-PT	6907N
IHC DT-466		Std. 42MT	DR	DD	12	6356N	6924N
IHC DT-466 , 7.6L	2003-88	Opt. LN PLGR, 12V, w/OCP & IMS	DR	PLGR	12	6919N	
IHC DT-466, 7.6L	1993-88	Opt. 42MT HD, w/OCP & IMS	DR	PLGR	12	6924N	
1954							
Cummins M11	2006	Opt. Denso OSGR Replacement	ND	OSGR	12	19503N	6924N
IHC DT-466	2003-90	Denso OSGR	ND	OSGR	12	18406N	6919N
IHC DT-466	1989-88	Opt. 42MT (12V, w/OCP)	DR	DD	12	6513N	6924N
IHC DT-466		Std. 37MT (12-T)	DR	DD	12	6380N-PT	6907N
IHC DT-466		Std. 42MT	DR	DD	12	6356N	6924N
IHC DT-466	1987-84	Opt.39MT service repl. w/IMS	DR	PLGR	12	6908N	6908N
IHC DT-466 , 7.6L	2003-88	Opt. LN PLGR, 12V, w/OCP & IMS	DR	PLGR	12	6919N	
IHC DT-466, 7.6L	1993-88	Opt. 42MT HD, w/OCP & IMS	DR	PLGR	12	6924N	

STARTERS

ENGINE	YEAR	APPLICATION	Mfg	Type	Volt	PART NO.	OPT. NO.
International (Cont'd)							
2554							
L6 7.6L 466cid	1994-93	Opt. Denso OSGR Replacement	ND	OSGR	12	19503N	6924N
L6 7.6L 466cid	1992-90	IHC DT-466, Opt. 42MT (12V, w/OCP)	DR	DD	12	6513N	6924N
L6 7.6L 7638cc 466cid	1999-93	Opt. Denso OSGR Replacement	ND	OSGR	12	19503N	6924N
L6 7.6L 7638cc 466cid	1992-90	IHC DT-466, Opt. 42MT (12V, w/OCP)	DR	DD	12	6513N	6924N
2654							
IHC DT-466, 7.6L	1992-88	Opt. 42MT HD, w/OCP & IMS	DR	PLGR	12	6924N	
3000							
6 Cyl. 5.9L 360cid	1993-90	Std. 42MT	DR	DD	12	6356N	6924N
6 Cyl. 7.6L 466cid	1992-90	Std. 42MT	DR	DD	12	6356N	6924N
8 Cyl. 7.3L 444cid		Std. 42MT	DR	DD	12	6356N	6924N
3600							
L6 5.9L 360cid	1992	Std. 42MT	DR	DD	12	6356N	6924N
V8 7.3L 444cid		Std. 42MT	DR	DD	12	6356N	6924N
3700							
L6 7.6L 466cid	1990	Std. 42MT	DR	DD	12	6356N	6924N
V8 7.3L 444cid	1992-90	Std. 42MT	DR	DD	12	6356N	6924N
3800							
L6 5.9L 360cid	1992-90	Std. 42MT	DR	DD	12	6356N	6924N
L6 7.6L 466cid		Std. 42MT	DR	DD	12	6356N	6924N
4000							
6 Cyl. 7.6L 466cid	2007-93	Opt. 42MT (w/OCP)	DR	DD	12	6777N	6907N
Caterpillar C10, 10.3L	2003-95	Opt. 42MT HD, w/OCP & IMS	DR	PLGR	12	6924N	
Caterpillar C12, 12.0L		Opt. 42MT HD, w/OCP & IMS	DR	PLGR	12	6924N	
Cummins N14, 14.0L	1999-97	Opt. 42MT HD, w/OCP & IMS	DR	PLGR	12	6924N	
IHC DT-466, 7.6L	1993-88	Opt. 42MT HD, w/OCP & IMS	DR	PLGR	12	6924N	
4300							
L6 7.6L 7638cc 466cid	2007-03	Opt. 42MT (w/OCP)	DR	DD	12	6777N	6907N
4400							
L6 7.6L 7638cc 466cid	2007-03	Opt. 42MT (w/OCP)	DR	DD	12	6777N	6907N
4700							
L6 7.6L 7638cc 466cid	2005-97	Opt. 42MT (w/OCP)	DR	DD	12	6777N	6907N
4800							
L6 7.6L 7638cc 466cid	2003-97	Opt. 42MT (w/OCP)	DR	DD	12	6777N	6907N
1000A							
L6 3.9L 241cid	1966	Std. 10MT Starter	DR	DD	12	4149R	
V8 5.0L 4982cc 304cid		Std. 10MT Starter	DR	DD	12	4162N	
1000B							
L6 3.9L 241cid	1969-67	Std. 10MT Starter	DR	DD	12	4149R	
V8 4.4L 266cid		Std. 10MT Starter	DR	DD	12	4162N	
V8 5.0L 304cid	1969	Std. 10MT Starter	DR	DD	12	4162N	
V8 5.0L 4982cc 304cid	1969-67	Std. 10MT Starter	DR	DD	12	4162N	
V8 5.0L 4983cc 304cid	1969	Std. 10MT Starter	DR	DD	12	4162N	
V8 6.4L 6424cc 392cid	1969-68	Std. 10MT Starter	DR	DD	12	4162N	
1000C							
L6 3.9L 241cid	1969-68	Std. 10MT Starter	DR	DD	12	4149R	
V8 4.4L 266cid		Std. 10MT Starter	DR	DD	12	4162N	
V8 5.0L 304cid	1969	Std. 10MT Starter	DR	DD	12	4162N	
V8 5.0L 4982cc 304cid	1969-68	Std. 10MT Starter	DR	DD	12	4162N	
V8 5.0L 4983cc 304cid	1969	Std. 10MT Starter	DR	DD	12	4162N	
V8 6.4L 6424cc 392cid	1969-68	Std. 10MT Starter	DR	DD	12	4162N	
1000D							
L6 3.9L 241cid	1970-69	Std. 10MT Starter	DR	DD	12	4149R	
V8 4.4L 266cid		Std. 10MT Starter	DR	DD	12	4162N	
V8 5.0L 304cid		Std. 10MT Starter	DR	DD	12	4162N	
V8 5.0L 4982cc 304cid		Std. 10MT Starter	DR	DD	12	4162N	
V8 5.0L 4983cc 304cid		Std. 10MT Starter	DR	DD	12	4162N	
V8 6.4L 6424cc 392cid		Std. 10MT Starter	DR	DD	12	4162N	
1100A							
L6 3.9L 241cid	1966	Std. 10MT Starter	DR	DD	12	4149R	

STARTERS

STARTERS

ENGINE	YEAR	APPLICATION	Mfg	Type	Volt	PART NO.	OPT. NO.
International (Cont'd)							
1100A (Cont'd)							
V8 5.0L 304cid	1966	Std. 10MT Starter	DR	DD	12	4162N	
V8 5.0L 4982cc 304cid		Std. 10MT Starter	DR	DD	12	4162N	
V8 5.0L 4983cc 304cid		Std. 10MT Starter	DR	DD	12	4162N	
1100B							
L6 3.9L 241cid	1969-67	Std. 10MT Starter	DR	DD	12	4149R	
V8 4.4L 266cid		Std. 10MT Starter	DR	DD	12	4162N	
V8 5.0L 304cid	1969	Std. 10MT Starter	DR	DD	12	4162N	
V8 5.0L 4982cc 304cid	1969-67	Std. 10MT Starter	DR	DD	12	4162N	
V8 5.0L 4983cc 304cid	1969	Std. 10MT Starter	DR	DD	12	4162N	
V8 6.4L 6424cc 392cid	1969-68	Std. 10MT Starter	DR	DD	12	4162N	
1100C							
L6 3.9L 241cid	1969-68	Std. 10MT Starter	DR	DD	12	4149R	
V8 4.4L 266cid		Std. 10MT Starter	DR	DD	12	4162N	
V8 5.0L 304cid	1969	Std. 10MT Starter	DR	DD	12	4162N	
V8 5.0L 4982cc 304cid	1969-68	Std. 10MT Starter	DR	DD	12	4162N	
V8 5.0L 4983cc 304cid	1969	Std. 10MT Starter	DR	DD	12	4162N	
V8 6.4L 6424cc 392cid	1969-68	Std. 10MT Starter	DR	DD	12	4162N	
1100D							
L6 3.9L 241cid	1970-69	Std. 10MT Starter	DR	DD	12	4149R	
V8 4.4L 266cid		Std. 10MT Starter	DR	DD	12	4162N	
V8 5.0L 304cid		Std. 10MT Starter	DR	DD	12	4162N	
V8 5.0L 4982cc 304cid		Std. 10MT Starter	DR	DD	12	4162N	
V8 6.4L 6424cc 392cid		Std. 10MT Starter	DR	DD	12	4162N	
1200A							
L6 3.9L 241cid	1966	Std. 10MT Starter	DR	DD	12	4149R	
V8 5.0L 304cid		Std. 10MT Starter	DR	DD	12	4162N	
V8 5.0L 4982cc 304cid		Std. 10MT Starter	DR	DD	12	4162N	
V8 5.0L 4983cc 304cid		Std. 10MT Starter	DR	DD	12	4162N	
1200B							
L6 3.9L 241cid	1969-67	Std. 10MT Starter	DR	DD	12	4149R	
V8 4.4L 266cid		Std. 10MT Starter	DR	DD	12	4162N	
V8 5.0L 304cid	1969	Std. 10MT Starter	DR	DD	12	4162N	
V8 5.0L 4982cc 304cid	1969-67	Std. 10MT Starter	DR	DD	12	4162N	
V8 5.0L 4983cc 304cid	1969	Std. 10MT Starter	DR	DD	12	4162N	
V8 6.4L 6424cc 392cid	1969-68	Std. 10MT Starter	DR	DD	12	4162N	
1200C							
L6 3.9L 241cid	1969-68	Std. 10MT Starter	DR	DD	12	4149R	
V8 4.4L 266cid		Std. 10MT Starter	DR	DD	12	4162N	
V8 5.0L 304cid	1969	Std. 10MT Starter	DR	DD	12	4162N	
V8 5.0L 4982cc 304cid	1969-68	Std. 10MT Starter	DR	DD	12	4162N	
V8 5.0L 4983cc 304cid	1969	Std. 10MT Starter	DR	DD	12	4162N	
V8 6.4L 6424cc 392cid	1969-68	Std. 10MT Starter	DR	DD	12	4162N	
1200D							
L6 3.9L 241cid	1970-69	Std. 10MT Starter	DR	DD	12	4149R	
V8 4.4L 266cid		Std. 10MT Starter	DR	DD	12	4162N	
V8 5.0L 304cid		Std. 10MT Starter	DR	DD	12	4162N	
V8 5.0L 4982cc 304cid		Std. 10MT Starter	DR	DD	12	4162N	
V8 5.0L 4983cc 304cid		Std. 10MT Starter	DR	DD	12	4162N	
V8 6.4L 6424cc 392cid		Std. 10MT Starter	DR	DD	12	4162N	
1300A							
L6 3.9L 241cid	1966	Std. 10MT Starter	DR	DD	12	4149R	
V8 5.0L 4982cc 304cid		Std. 10MT Starter	DR	DD	12	4162N	
1300B							
L6 3.9L 241cid	1969-67	Std. 10MT Starter	DR	DD	12	4149R	
V8 4.4L 266cid	1969-68	Std. 10MT Starter	DR	DD	12	4162N	
V8 5.0L 304cid	1969	Std. 10MT Starter	DR	DD	12	4162N	
V8 5.0L 4982cc 304cid	1969-67	Std. 10MT Starter	DR	DD	12	4162N	
V8 5.0L 4983cc 304cid	1969	Std. 10MT Starter	DR	DD	12	4162N	
V8 6.4L 6424cc 392cid	1969-68	Std. 10MT Starter	DR	DD	12	4162N	
1300C							
L6 3.9L 241cid	1969-68	Std. 10MT Starter	DR	DD	12	4149R	

STARTERS

ENGINE	YEAR	APPLICATION	Mfg	Type	Volt	PART NO.	OPT. NO.
International (Cont'd)							
1300C (Cont'd)							
V8 4.4L 266cid	1969-68	Std. 10MT Starter	DR	DD	12	4162N	
V8 5.0L 304cid	1969	Std. 10MT Starter	DR	DD	12	4162N	
V8 5.0L 4982cc 304cid	1969-68	Std. 10MT Starter	DR	DD	12	4162N	
V8 5.0L 4983cc 304cid	1969	Std. 10MT Starter	DR	DD	12	4162N	
V8 6.4L 6424cc 392cid	1969-68	Std. 10MT Starter	DR	DD	12	4162N	
1300D							
L6 3.9L 241cid	1970-69	Std. 10MT Starter	DR	DD	12	4149R	
V8 4.4L 266cid		Std. 10MT Starter	DR	DD	12	4162N	
V8 5.0L 304cid		Std. 10MT Starter	DR	DD	12	4162N	
V8 5.0L 4982cc 304cid		Std. 10MT Starter	DR	DD	12	4162N	
V8 5.0L 4983cc 304cid		Std. 10MT Starter	DR	DD	12	4162N	
V8 6.4L 6424cc 392cid		Std. 10MT Starter	DR	DD	12	4162N	
1452SC							
V8 7.3L 7277cc 444cid	1992-88	Std. 37MT (10-T)	DR	DD	12	6391N-PT	
1652 / 1654							
IHC 7.3L (T-444E)	2003-93	Std. 37MT	DR	DD	12	6297N-PT	
IHC 7.3L (T-444E)	1992-88	Std. 37MT (12-T)	DR	DD	12	6380N-PT	6907N
IHC DT-360		Std. 37MT (12-T)	DR	DD	12	6380N-PT	6907N
IHC DT-360 , 5.9L		Opt. LN PLGR, 12V, w/OCP & IMS	DR	PLGR	12	6919N	
IHC DT-466 , 7.6L	2003-88	Opt. LN PLGR, 12V, w/OCP & IMS	DR	PLGR	12	6919N	
IHC NGD-V8	1998-95	Std. 37MT	DR	DD	12	6297N-PT	
1652SC							
V8 7.3L 444cid	2005-04	Std. 37MT (10-T)	DR	DD	12	6391N-PT	
V8 7.3L 7277cc 444cid	2003-88	Std. 37MT (10-T)	DR	DD	12	6391N-PT	
2200-2275 Series							
Cummins L-10	1987-84	12 Volt	DR	DD	12	6356N	6924N
Cummins L-10		42MT, 24Volt	DR	DD	24	6370N	6853N
Cummins L-10		Opt.39MT service repl., 24V / 11T	DR	PLGR	24	6819N	
Cummins NTC-855		12 Volt	DR	DD	12	6356N	6924N
Cummins NTC-855	1987-81	24 Volt	DR	DD	24	3745N	6370N
Cummins NTC-855	1983-81	12 Volt	DR	DD	12	3974N	6356N
DD 6V-92	1987-84	12 Volt	DR	DD	12	6356N	6924N
DD 6V-92		42MT, 24Volt	DR	DD	24	6370N	6853N
DD 6V-92		Opt.39MT service repl., 24V / 11T	DR	PLGR	24	6819N	
IHC DT-466	2006-03	Std. 38MT/ 12T, w/IMS, w/o OCP	DR	PLGR	12	6859N	6907N
IHC DT-466	2003-88	Denso OSGR	ND	OSGR	12	18406N	6919N
IHC DT-466	1987-84	Opt.39MT service repl. w/IMS	DR	PLGR	12	6908N	6908N
2300-2375 Series							
Caterpillar C-10	2003-97	41MT (w/OCP)	DR	PLGR	12	6919N	
Caterpillar C10, 10.3L	2003-95	Opt. 42MT HD, w/OCP & IMS	DR	PLGR	12	6924N	
Caterpillar C-12	2003-97	41MT (w/OCP)	DR	PLGR	12	6919N	
Caterpillar C12, 12.0L		Opt. 42MT HD, w/OCP & IMS	DR	PLGR	12	6924N	
Caterpillar C16 , 15.8L	2003-99	Opt. LN PLGR, 12V, w/OCP & IMS	DR	PLGR	12	6919N	
Caterpillar C-16, 15.8L		42 MT w/OCP	DR	DD	12	6777N	6907N
Cummins L-10	1996-93	Opt. 42MT (12V, w/OCP)	DR	DD	12	6513N	6924N
Cummins L-10		Opt. Denso PLGR Replacement	ND	PLGR	12	18571N	6924N
Cummins L-10		Std. 42MT	DR	DD	12	6356N	6924N
Cummins L-10	1992-88	Opt. 39MT	DR	PLGR	12	6911N	6924N
Cummins L-10		Opt. 39MT/Rotatable DEH, w/OCP & IMS	DR	PLGR	12	6911N	6924N
Cummins L-10		Opt. 42MT (12V, w/OCP)	DR	DD	12	6513N	6924N
Cummins L-10		Opt. Denso PLGR Replacement	ND	PLGR	12	18571N	6924N
Cummins L-10		Opt.39MT Serv. Repl., w/IMS, OCP & Rot. DEH	DR	PLGR	12	6924N	
Cummins L-10		Std. 37MT (12-T)	DR	DD	12	6380N-PT	6907N
Cummins L-10		Std. 42MT	DR	DD	12	6356N	6924N
Cummins L-10	1987-84	12 Volt	DR	DD	12	6356N	6924N
Cummins L-10		42MT, 24Volt	DR	DD	24	6370N	6853N
Cummins L-10		Opt.39MT service repl., 24V / 11T	DR	PLGR	24	6819N	
Cummins M11	2012-06	Denso OSGR	ND	OSGR	12	19503N	6924N
Cummins M11, 10.8L	2002-00	Opt. 42MT HD, w/OCP & IMS	DR	PLGR	12	6924N	
Cummins N14	2003-93	Opt. 39MT	DR	PLGR	12	6911N	6924N
Cummins N14		Opt.39MT Serv. Repl., w/IMS, OCP & Rot. DEH	DR	PLGR	12	6924N	
Cummins N14	2000-93	Opt. 39MT/Rotatable DEH, w/OCP & IMS	DR	PLGR	12	6911N	6924N
Cummins N14		Opt. 42MT (12V, w/OCP)	DR	DD	12	6513N	6924N

STARTERS

STARTERS

ENGINE	YEAR	APPLICATION	Mfg	Type	Volt	PART NO.	OPT. NO.
International (Cont'd)							
2300-2375 Series (Cont'd)							
Cummins N14	2000-93	Opt. Denso OSGR Replacement	ND	OSGR	12	19503N	6924N
Cummins N14		Opt. Denso PLGR Replacement	ND	PLGR	12	18571N	6924N
Cummins N14		Std. 42MT	DR	DD	12	6356N	6924N
Cummins N14, 14.0L		Opt. 42MT HD, w/OCP & IMS	DR	PLGR	12	6924N	
IHC 7.3L (T-444E)	2003-02	37MT (w/OCP, 10-T)	DR	DD	12	6295N	
IHC 7.3L (T-444E)	2001-94	Opt. 37MT (w/OCP, 10-T)	DR	DD	12	6295N	
IHC DT 408 , 6.7L	1997-93	Opt. LN PLGR, 12V, w/OCP & IMS	DR	PLGR	12	6919N	
IHC DT-408		Opt.39MT service repl. w/IMS	DR	PLGR	12	6908N	6908N
IHC DT-466	2003-88	Denso OSGR	ND	OSGR	12	18406N	6919N
IHC DT-466 , 7.6L		Opt. LN PLGR, 12V, w/OCP & IMS	DR	PLGR	12	6919N	
IHC DT-530	2003-93	Opt. 41MT (w/OCP)	DR	PLGR	12	6919N	
IHC DT-530		Std. 41MT	DR	PLGR	12	6919N	
IHC DT-530	1996-93	Opt. 42MT (12V, w/OCP)	DR	DD	12	6513N	6924N
IHC DT-530		Opt. Denso PLGR Replacement	ND	PLGR	12	18571N	6924N
IHC DT-530		Std. 42MT	DR	DD	12	6356N	6924N
IHC T-443E (7.3L)	2006-03	38MT 10-T w/IMS	DR	PLGR	12	6834N	
2554 / 2564 Series							
Caterpillar C-10	2003-97	41MT (w/OCP)	DR	PLGR	12	6919N	
Caterpillar C-12	2003-98	41MT (w/OCP)	DR	PLGR	12	6919N	
Caterpillar C-12	1997	41MT (w/OCP)	DR	PLGR	12	6919N	
Caterpillar C-16, 15.8L	2003-99	42 MT w/OCP	DR	DD	12	6777N	6907N
IHC 7.3L (T-444E)	2003-02	37MT (w/OCP, 10-T)	DR	DD	12	6295N	
IHC 7.3L (T-444E)	2001-94	Opt. 37MT (w/OCP, 10-T)	DR	DD	12	6295N	
IHC DT-408	1997-93	Opt. 41MT, w/OCP	DR	PLGR	12	6919N	
IHC DT-408		Opt.39MT service repl. w/IMS	DR	PLGR	12	6908N	6908N
IHC DT-466	2003-93	Opt. Denso OSGR Replacement	ND	OSGR	12	18406N	6919N
IHC DT-466	2000-93	Opt. 37MT (w/OCP)	DR	DD	12	6394N	6919N
IHC DT-466		Opt. LN Replacement w/o OCP	DR	DD	12	6613N	6919N
IHC DT-466		Opt. LN Replacement w/OCP	DR	PLGR	12	6919N	
IHC DT-466		Std. 37MT	DR	DD	12	6613N	6919N
IHC DT-466	1992-88	Opt. Denso PLGR Replacement	ND	PLGR	12	18571N	6924N
IHC DT-466		Std. 37MT (12-T)	DR	DD	12	6380N-PT	6907N
IHC DT-466		Std. 42MT	DR	DD	12	6356N	6924N
IHC DT-466	1987-84	Opt.39MT service repl. w/IMS	DR	PLGR	12	6908N	6908N
IHC DT-466	1983-80	Opt. 40MT	DR	DD	12	3339N	18572N
IHC DT-466		Std. 40MT	DR	DD	12	3339N	18572N
IHC DT-466	1979	Std. 40MT	DR	DD	12	3339N	18572N
IHC DT-466 , 7.6L	2000-88	Opt. LN PLGR, 12V, w/OCP & IMS	DR	PLGR	12	6919N	
IHC DT-466 , 7.6L	1992-88	Opt. 42MT HD, w/OCP & IMS	DR	PLGR	12	6924N	
IHC DT-530	2003-97	Opt. 41MT, w/o OCP	DR	DD	12	6630N	6907N
IHC DT-530		Opt. 41MT, w/OCP	DR	PLGR	12	6919N	
IHC DT-530	2001	Std. 41MT	DR	PLGR	12	6919N	
IHC T-443E (7.3L)	2006-03	38MT 10-T w/IMS	DR	PLGR	12	6834N	
2574 / 2575 Series							
Caterpillar C-10	2003-97	41MT (w/OCP)	DR	PLGR	12	6919N	
Caterpillar C-12	2003-01	41MT (w/OCP)	DR	PLGR	12	6919N	
Caterpillar C-12	2000-97	41MT (w/OCP)	DR	PLGR	12	6919N	
Caterpillar C-12		Opt. 39MT	DR	PLGR	12	6911N	6924N
Caterpillar C-12		Opt. 39MT/Rotatable DEH, w/OCP & IMS	DR	PLGR	12	6911N	6924N
Caterpillar C-12		Opt. 42MT (12V, w/OCP)	DR	DD	12	6513N	6924N
Caterpillar C-12		Opt. Denso PLGR Replacement	ND	PLGR	12	18571N	6924N
Caterpillar C-12		Opt.39MT Serv. Repl., w/IMS, OCP & Rot. DEH	DR	PLGR	12	6924N	
Caterpillar C-12		Std. 41MT	DR	PLGR	12	6919N	
Caterpillar C-12		Std. 42MT	DR	DD	12	6356N	6924N
Caterpillar C12, 12.0L		Opt. 42MT HD, w/OCP & IMS	DR	PLGR	12	6924N	
Caterpillar C-16, 15.8L	2003-99	42 MT w/OCP	DR	DD	12	6777N	6907N
Cummins 855	1992-88	Opt. 42MT (12V, w/OCP)	DR	DD	12	6513N	6924N
Cummins 855		Std. 37MT (12-T)	DR	DD	12	6380N-PT	6907N
Cummins 855		Std. 42MT	DR	DD	12	6356N	6924N
Cummins ISM	2000-97	Opt. 39MT	DR	PLGR	12	6911N	6924N
Cummins ISM		Opt. 39MT/Rotatable DEH, w/OCP & IMS	DR	PLGR	12	6911N	6924N
Cummins ISM		Opt. 41MT (w/OCP)	DR	PLGR	12	6919N	
Cummins ISM		Opt. 42MT (12V, w/OCP)	DR	DD	12	6513N	6924N
Cummins ISM		Opt. Denso OSGR Replacement	ND	OSGR	12	19501N	6924N
Cummins ISM		Opt. Denso PLGR Replacement	ND	PLGR	12	18571N	6924N

STARTERS

ENGINE	YEAR	APPLICATION	Mfg	Type	Volt	PART NO.	OPT. NO.
International (Cont'd)							
2574 / 2575 Series (Cont'd)							
Cummins ISM	2000-97	Opt.39MT Serv. Repl., w/IMS, OCP & Rot. DEH	DR	PLGR	12	6924N	
Cummins ISM		Std. 41MT	DR	PLGR	12	6919N	
Cummins ISM		Std. 42MT	DR	DD	12	6356N	6924N
Cummins ISM, 10.8L		Opt. 42MT HD, w/OCP & IMS	DR	PLGR	12	6924N	
Cummins L-10	2000-93	Opt. 42MT (12V, w/OCP)	DR	DD	12	6513N	6924N
Cummins L-10		Opt. Denso PLGR Replacement	ND	PLGR	12	18571N	6924N
Cummins L-10		Std. 42MT	DR	DD	12	6356N	6924N
Cummins L-10	1992-88	Opt. 42MT (12V, w/OCP)	DR	DD	12	6513N	6924N
Cummins L-10		Opt. Denso PLGR Replacement	ND	PLGR	12	18571N	6924N
Cummins L-10		Std. 37MT (12-T)	DR	DD	12	6380N-PT	6907N
Cummins L-10		Std. 42MT	DR	DD	12	6356N	6924N
Cummins L-10	1987-84	12 Volt	DR	DD	12	6356N	6924N
Cummins L-10		42MT, 24Volt	DR	DD	24	6370N	6853N
Cummins L-10		Opt.39MT service repl., 24V / 11T	DR	PLGR	24	6819N	
Cummins M11	2012-06	Denso OSGR	ND	OSGR	12	19503N	6924N
Cummins N14	2000-93	Opt. 39MT	DR	PLGR	12	6911N	6924N
Cummins N14		Opt. 39MT/Rotatable DEH, w/OCP & IMS	DR	PLGR	12	6911N	6924N
Cummins N14		Opt. 42MT (12V, w/OCP)	DR	DD	12	6513N	6924N
Cummins N14		Opt. Denso OSGR Replacement	ND	OSGR	12	19503N	6924N
Cummins N14		Opt. Denso PLGR Replacement	ND	PLGR	12	18571N	6924N
Cummins N14		Opt.39MT Serv. Repl., w/IMS, OCP & Rot. DEH	DR	PLGR	12	6924N	
Cummins N14		Std. 42MT	DR	DD	12	6356N	6924N
Cummins N14, 14.0L		Opt. 42MT HD, w/OCP & IMS	DR	PLGR	12	6924N	
Cummins NTC-855	1992-88	Opt. 42MT (12V, w/OCP)	DR	DD	12	6513N	6924N
Cummins NTC-855		Std. 37MT (12-T)	DR	DD	12	6380N-PT	6907N
Cummins NTC-855		Std. 42MT	DR	DD	12	6356N	6924N
Cummins NTC-855	1987-84	12 Volt	DR	DD	12	6356N	6924N
Cummins NTC-855	1987-81	24 Volt	DR	DD	24	3745N	6370N
Cummins NTC-855	1983-81	12 Volt	DR	DD	12	3974N	6356N
DT-466 7.3L	1993-88	Std. 37MT (10-T)	DR	DD	12	6391N-PT	
IHC 7.3L (T-444E)	2003-02	37MT (w/OCP, 10-T)	DR	DD	12	6295N	
IHC 7.3L (T-444E)	2001-94	Opt. 37MT (w/OCP, 10-T)	DR	DD	12	6295N	
IHC DT-466	2003-94	Denso OSGR	ND	OSGR	12	18406N	6919N
IHC DT-466	1993-88	Opt. Denso OSGR Replacement	ND	OSGR	12	18406N	6919N
IHC DT-530	2003-01	Std. 41MT	DR	PLGR	12	6919N	
IHC DT-530	2003-97	Opt. 41MT, w/o OCP	DR	DD	12	6630N	6907N
IHC DT-530		Opt. 41MT, w/OCP	DR	PLGR	12	6919N	
IHC T-443E (7.3L)	2006-03	38MT 10-T w/IMS	DR	PLGR	12	6834N	
2654 Series							
Caterpillar C-10	2003-97	41MT (w/OCP)	DR	PLGR	12	6919N	
Caterpillar C-12		41MT (w/OCP)	DR	PLGR	12	6919N	
Caterpillar C-16, 15.8L	2003-99	42 MT w/OCP	DR	DD	12	6777N	6907N
Cummins M11	2012-06	Denso OSGR	ND	OSGR	12	19503N	6924N
IHC 7.3L (T-444E)	2003-02	37MT (w/OCP, 10-T)	DR	DD	12	6295N	
IHC 7.3L (T-444E)	2001-94	Opt. 37MT (w/OCP, 10-T)	DR	DD	12	6295N	
IHC DT-408	1997-93	Opt. 41MT, w/OCP	DR	PLGR	12	6919N	
IHC DT-408		Opt.39MT service repl. w/IMS	DR	PLGR	12	6908N	6908N
IHC DT-466	2003-00	Denso OSGR	ND	OSGR	12	18406N	6919N
IHC DT-466	2001-93	Opt. 37MT (w/OCP)	DR	DD	12	6394N	6919N
IHC DT-466		Opt. LN Replacement w/o OCP	DR	DD	12	6613N	6919N
IHC DT-466		Opt. LN Replacement w/OCP	DR	PLGR	12	6919N	
IHC DT-466		Std. 37MT	DR	DD	12	6613N	6919N
IHC DT-466	1999-93	Opt. Denso OSGR Replacement	ND	OSGR	12	18406N	6919N
IHC DT-466	1992-88	Opt. 42MT (12V, w/OCP)	DR	DD	12	6513N	6924N
IHC DT-466		Std. 37MT (12-T)	DR	DD	12	6380N-PT	6907N
IHC DT-466		Std. 42MT	DR	DD	12	6356N	6924N
IHC DT-466, 7.6L	2001-88	Opt. LN PLGR, 12V, w/OCP & IMS	DR	PLGR	12	6919N	
IHC DT-530	2003-99	Std. 41MT	DR	PLGR	12	6919N	
IHC T-443E (7.3L)	2006-03	38MT 10-T w/IMS	DR	PLGR	12	6834N	
2674 / 2675 Series							
Caterpillar 3176	1999-93	Opt. 42MT (12V, w/OCP)	DR	DD	12	6513N	6924N
Caterpillar 3176		Opt. Denso PLGR Replacement	ND	PLGR	12	18571N	6924N
Caterpillar 3176		Std. 42MT	DR	DD	12	6356N	6924N
Caterpillar 3176, 10.3L		Opt. LN PLGR, 12V, w/OCP & IMS	DR	PLGR	12	6919N	
Caterpillar 3176, 10.3L	1999-89	Opt. 42MT HD, w/OCP & IMS	DR	PLGR	12	6924N	

STARTERS

STARTERS

ENGINE	YEAR	APPLICATION	Mfg	Type	Volt	PART NO.	OPT. NO.
International (Cont'd)							
2674 / 2675 Series (Cont'd)							
Caterpillar C-10	2003-00	41MT (w/OCP)	DR	PLGR	12	6919N	
Caterpillar C-10	2000-97	Opt. 39MT	DR	PLGR	12	6911N	6924N
Caterpillar C-10		Opt. 39MT/Rotatable DEH, w/OCP & IMS	DR	PLGR	12	6911N	6924N
Caterpillar C-10		Opt. 41MT (w/OCP)	DR	PLGR	12	6919N	
Caterpillar C-10		Opt. 42MT (12V, w/OCP)	DR	DD	12	6513N	6924N
Caterpillar C-10		Opt. Denso PLGR Replacement	ND	PLGR	12	18571N	6924N
Caterpillar C-10		Opt.39MT Serv. Repl., w/IMS, OCP & Rot. DEH	DR	PLGR	12	6924N	
Caterpillar C-10		Std. 41MT	DR	PLGR	12	6919N	
Caterpillar C-10		Std. 42MT	DR	DD	12	6356N	6924N
Caterpillar C10, 10.3L	1999-95	Opt. 42MT HD, w/OCP & IMS	DR	PLGR	12	6924N	
Caterpillar C-12	2003-97	41MT (w/OCP)	DR	PLGR	12	6919N	
Caterpillar C-12	1998	41MT (w/OCP)	DR	PLGR	12	6919N	
Caterpillar C-16, 15.8L	2003-99	42 MT w/OCP	DR	DD	12	6777N	6907N
Cummins L-10	2000-93	Opt. 42MT (12V, w/OCP)	DR	DD	12	6513N	6924N
Cummins L-10		Opt. Denso PLGR Replacement	ND	PLGR	12	18571N	6924N
Cummins L-10		Std. 42MT	DR	DD	12	6356N	6924N
Cummins L-10	1992-88	Opt. 42MT (12V, w/OCP)	DR	DD	12	6513N	6924N
Cummins L-10		Opt. Denso PLGR Replacement	ND	PLGR	12	18571N	6924N
Cummins L-10		Std. 37MT (12-T)	DR	DD	12	6380N-PT	6907N
Cummins L-10		Std. 42MT	DR	DD	12	6356N	6924N
Cummins L-10	1987-84	12 Volt	DR	DD	12	6356N	6924N
Cummins L-10		42MT, 24Volt	DR	DD	24	6370N	6853N
Cummins L-10		Opt.39MT service repl., 24V / 11T	DR	PLGR	24	6819N	
Cummins M11	2012-06	Denso OSGR	ND	OSGR	12	19503N	6924N
Cummins M11	2000-97	Opt. 42MT (12V, w/OCP)	DR	DD	12	6513N	6924N
Cummins M11		Opt. Denso PLGR Replacement	ND	PLGR	12	18571N	6924N
Cummins M11		Std. 42MT	DR	DD	12	6356N	6924N
Cummins M11, 10.8L		Opt. 42MT HD, w/OCP & IMS	DR	PLGR	12	6924N	
Cummins N14	2000-93	Opt. 39MT	DR	PLGR	12	6911N	6924N
Cummins N14		Opt. 39MT/Rotatable DEH, w/OCP & IMS	DR	PLGR	12	6911N	6924N
Cummins N14		Opt. 42MT (12V, w/OCP)	DR	DD	12	6513N	6924N
Cummins N14		Opt. Denso OSGR Replacement	ND	OSGR	12	19503N	6924N
Cummins N14		Opt. Denso PLGR Replacement	ND	PLGR	12	18571N	6924N
Cummins N14		Opt.39MT Serv. Repl., w/IMS, OCP & Rot. DEH	DR	PLGR	12	6924N	
Cummins N14		Std. 42MT	DR	DD	12	6356N	6924N
Cummins N14, 14.0L		Opt. 42MT HD, w/OCP & IMS	DR	PLGR	12	6924N	
Cummins NTC-855	1992-82	Opt. 42MT (12V, w/OCP)	DR	DD	12	6513N	6924N
Cummins NTC-855		Std. 37MT (12-T)	DR	DD	12	6380N-PT	6907N
Cummins NTC-855		Std. 42MT	DR	DD	12	6356N	6924N
Cummins NTC-855	1987-84	12 Volt	DR	DD	12	6356N	6924N
Cummins NTC-855	1987-82	24 Volt	DR	DD	24	3745N	6370N
Cummins NTC-855	1983-82	12 Volt	DR	DD	12	3974N	6356N
DD 6V-92	1989-85	12 Volt	DR	DD	12	6356N	6924N
DD 6V-92		42MT, 24Volt	DR	DD	24	6370N	6853N
DD 6V-92		Opt.39MT service repl., 24V / 11T	DR	PLGR	24	6819N	
IHC 7.3L (T-444E)	2003-02	37MT (w/OCP, 10-T)	DR	DD	12	6295N	
IHC 7.3L (T-444E)	2001-94	Opt. 37MT (w/OCP)	DR	DD	12	6295N	
IHC DT-408	1997-93	Opt. 41MT, w/OCP	DR	PLGR	12	6919N	
IHC DT-408		Opt.39MT service repl. w/IMS	DR	PLGR	12	6908N	6908N
IHC DT-466	2006-03	Std. 38MT/ 12T, w/IMS, w/o OCP	DR	PLGR	12	6859N	6907N
IHC DT-466	2003-94	Opt. Denso OSGR Replacement	ND	OSGR	12	18406N	6919N
IHC DT-466	1994-93	Opt. 37MT (w/OCP)	DR	DD	12	6394N	6919N
IHC DT-466		Opt. 42MT (w/OCP)	DR	DD	12	6777N	6907N
IHC DT-466		Std. 37MT	DR	DD	12	6613N	6919N
IHC DT-466	1994-85	Opt.39MT service repl. w/IMS	DR	PLGR	12	6908N	6908N
IHC DT-466	1992-88	Opt. 42MT (12V, w/OCP)	DR	DD	12	6513N	6924N
IHC DT-466		Std. 37MT (12-T)	DR	DD	12	6380N-PT	6907N
IHC DT-466		Std. 42MT	DR	DD	12	6356N	6924N
IHC DT-466 , 7.6L	1994-88	Opt. LN PLGR, 12V, w/OCP & IMS	DR	PLGR	12	6919N	
IHC DT-466, 7.6L	1992-88	Opt. 42MT HD, w/OCP & IMS	DR	PLGR	12	6924N	
IHC DT-530	2003-97	Opt. 41MT, w/o OCP	DR	DD	12	6630N	6907N
IHC DT-530		Opt. 41MT, w/OCP	DR	PLGR	12	6919N	
IHC DT-530	2003-93	Std. 41MT	DR	PLGR	12	6919N	
IHC T-443E (7.3L)	2006-03	38MT 10-T w/IMS	DR	PLGR	12	6834N	

STARTERS

ENGINE	YEAR	APPLICATION	Mfg	Type	Volt	PART NO.	OPT. NO.
International (Cont'd)							
3000-3900 Series Bus							
Caterpillar C-10	2003-97	41MT (w/OCP)	DR	PLGR	12	6919N	
Caterpillar C10, 10.3L		Opt. 42MT HD, w/OCP & IMS	DR	PLGR	12	6924N	
Caterpillar C-12		41MT (w/OCP)	DR	PLGR	12	6919N	
Caterpillar C12, 12.0L		Opt. 42MT HD, w/OCP & IMS	DR	PLGR	12	6924N	
Caterpillar C16, 15.8L	2003-99	Opt. LN PLGR, 12V, w/OCP & IMS	DR	PLGR	12	6919N	
Caterpillar C-16, 15.8L		42 MT w/OCP	DR	DD	12	6777N	6907N
Cummins M11	2012-06	Denso OSGR	ND	OSGR	12	19503N	6924N
IHC 7.3L (T-444E)	2004-93	Opt. 37MT (w/OCP, 10-T)	DR	DD	12	6295N	
IHC 7.3L (T-444E)		Opt. 37MT (w/OCP, 12-T)	DR	DD	12	6394N	6919N
IHC 7.3L (T-444E)		Opt. LN Replacement (w/o OCP, 12-T)	DR	DD	12	6613N	6919N
IHC 7.3L (T-444E)		Opt. LN Replacement (w/OCP, 12-T)	DR	PLGR	12	6919N	
IHC 7.3L (T-444E)		Std. 37MT (10-T)	DR	DD	12	6297N-PT	
IHC 7.3L (T-444E)		Std. 37MT (12-T)	DR	DD	12	6613N	6919N
IHC 7.3L (T-444E)	1992-88	Opt. 42MT (12V, w/OCP)	DR	DD	12	6513N	6924N
IHC 7.3L (T-444E)		Opt. Denso PLGR Replacement	ND	PLGR	12	18571N	6924N
IHC DT 408, 6.7L	1998-93	Opt. LN PLGR, 12V, w/OCP & IMS	DR	PLGR	12	6919N	
IHC DT-360	1993-85	Opt. 42MT (12V, w/OCP)	DR	DD	12	6513N	6924N
IHC DT-360		Opt. Denso PLGR Repl. For 42MT	ND	PLGR	12	18571N	6924N
IHC DT-360		Std. 37MT (12-T)	DR	DD	12	6380N-PT	6907N
IHC DT-360, 5.9L	1993-87	Opt. LN PLGR, 12V, w/OCP & IMS	DR	PLGR	12	6919N	
IHC DT-408	1997-93	Opt. 41MT, w/OCP	DR	PLGR	12	6919N	
IHC DT-408		Opt. 39MT service repl. w/IMS	DR	PLGR	12	6908N	6908N
IHC DT-466	2007-93	Opt. 37MT (w/OCP)	DR	DD	12	6394N	6919N
IHC DT-466		Opt. 42MT (w/OCP)	DR	DD	12	6777N	6907N
IHC DT-466		Opt. Denso OSGR Replacement	ND	OSGR	12	18406N	6919N
IHC DT-466		Opt. LN Replacement (w/OCP)	DR	DD	12	6613N	6919N
IHC DT-466		Opt. 39MT service repl. w/IMS	DR	PLGR	12	6908N	6908N
IHC DT-466		Std. 37MT	DR	DD	12	6613N	6919N
IHC DT-466	1992-88	Opt. 42MT (12V, w/OCP)	DR	DD	12	6513N	6924N
IHC DT-466		Opt. Denso PLGR Replacement	ND	PLGR	12	18571N	6924N
IHC DT-466		Std. 37MT (12-T)	DR	DD	12	6380N-PT	6907N
IHC DT-466, 7.6L	2006-88	Opt. LN PLGR, 12V, w/OCP & IMS	DR	PLGR	12	6919N	
IHC DT-530	2003-93	Std. 41MT	DR	PLGR	12	6919N	
IHC NGD-V8	1997-95	Opt. 37MT (w/OCP)	DR	DD	12	6295N	
IHC NGD-V8		Std. 37MT	DR	DD	12	6297N-PT	
IHC T-443E (7.3L)	2006-03	38MT 10-T w/IMS	DR	PLGR	12	6834N	
IHC VT-365	2007-99	Opt. 29MT	DR	PLGR	12	6843N	
3900FC							
L6 5.9L 360cid	1992-91	Std. 42MT	DR	DD	12	6356N	6924N
L6 7.6L 466cid		Std. 42MT	DR	DD	12	6356N	6924N
4000-4900 Series Medium-Duty							
Caterpillar 3406	1999-97	Opt. 41MT (w/OCP)	DR	PLGR	12	6919N	
Caterpillar 3406		Opt. 42MT (12V, w/OCP)	DR	DD	12	6513N	6924N
Caterpillar 3406		Opt. Denso PLGR Replacement	ND	PLGR	12	18571N	6924N
Caterpillar 3406		Std. 41MT	DR	PLGR	12	6919N	
Caterpillar 3406		Std. 42MT	DR	DD	12	6356N	6924N
Caterpillar C-10	2003-97	41MT (w/OCP)	DR	PLGR	12	6919N	
Caterpillar C10, 10.3L	2003-95	Opt. 42MT HD, w/OCP & IMS	DR	PLGR	12	6924N	
Caterpillar C-12	2003-97	41MT (w/OCP)	DR	PLGR	12	6919N	
Caterpillar C12, 12.0L	2003-95	Opt. 42MT HD, w/OCP & IMS	DR	PLGR	12	6924N	
Caterpillar C16, 15.8L	2003-99	Opt. LN PLGR, 12V, w/OCP & IMS	DR	PLGR	12	6919N	
Caterpillar C-16, 15.8L		42 MT w/OCP	DR	DD	12	6777N	6907N
Cummins M11	2012-06	Denso OSGR	ND	OSGR	12	19503N	6924N
Cummins N14	1999-97	Opt. 41MT (w/OCP)	DR	PLGR	12	6919N	
Cummins N14		Opt. 42MT (12V, w/OCP)	DR	DD	12	6513N	6924N
Cummins N14		Opt. Denso OSGR Replacement	ND	OSGR	12	19503N	6924N
Cummins N14		Opt. Denso PLGR Replacement	ND	PLGR	12	18571N	6924N
Cummins N14		Std. 41MT	DR	PLGR	12	6919N	
Cummins N14		Std. 42MT	DR	DD	12	6356N	6924N
Cummins N14, 14.0L		Opt. 42MT HD, w/OCP & IMS	DR	PLGR	12	6924N	
IHC 7.3L (T-444E)	2004-93	Opt. 37MT	DR	DD	12	6297N-PT	
IHC 7.3L (T-444E)		Opt. 37MT (w/OCP)	DR	DD	12	6295N	
IHC 7.3L (T-444E)	1992-88	Opt. 42MT (12V, w/OCP)	DR	DD	12	6513N	6924N
IHC 7.3L (T-444E)		Opt. Denso PLGR Replacement	ND	PLGR	12	18571N	6924N
IHC 7.3L (T-444E)		Std. 42MT	DR	DD	12	6356N	6924N

STARTERS

STARTERS

ENGINE	YEAR	APPLICATION	Mfg	Type	Volt	PART NO.	OPT. NO.
International (Cont'd)							
4000-4900 Series Medium-Duty (Cont'd)							
IHC DT 408, 6.7L	1997-93	Opt. LN PLGR, 12V, w/OCP & IMS	DR	PLGR	12	6919N	
IHC DT-360	1996-94	Opt. 41MT, w/o OCP	DR	DD	12	6630N	6907N
IHC DT-360		Opt. 41MT, w/OCP	DR	PLGR	12	6919N	
IHC DT-360, 5.9L	1993-90	Opt. LN PLGR, 12V, w/OCP & IMS	DR	PLGR	12	6919N	
IHC DT-360 / 408	1996-94	DT-408, Opt. 37MT (w/OCP)	DR	DD	12	6394N	6919N
IHC DT-360 / 408		DT-408, Std. 37MT	DR	DD	12	6613N	6919N
IHC DT-360 / 408	1993-90	DT-360, Opt. 42MT (w/OCP)	DR	DD	12	6513N	6924N
IHC DT-360 / 408		DT-360, Std. 37MT	DR	DD	12	6380N-PT	6907N
IHC DT-360 / 408		DT-360, Std. 42MT	DR	DD	12	6356N	6924N
IHC DT-408	1997	Opt. 41MT, w/OCP	DR	PLGR	12	6919N	
IHC DT-408		Opt. 39MT service repl. w/IMS	DR	PLGR	12	6908N	6908N
IHC DT-408	1996-94	Opt. 41MT, w/o OCP	DR	DD	12	6630N	6907N
IHC DT-408		Opt. 41MT, w/OCP	DR	PLGR	12	6919N	
IHC DT-466	2007-93	Opt. 37MT (w/OCP)	DR	DD	12	6394N	6919N
IHC DT-466		Opt. Denso OSGR Replacement	ND	OSGR	12	18406N	6919N
IHC DT-466		Opt. LN Replacement (w/OCP)	DR	DD	12	6613N	6919N
IHC DT-466		Std. 37MT	DR	DD	12	6613N	6919N
IHC DT-466	2007-84	Opt. 39MT service repl. w/IMS	DR	PLGR	12	6908N	6908N
IHC DT-466	1992-88	Opt. 42MT (11-T, w/OCP)	DR	DD	12	6513N	6924N
IHC DT-466		Opt. Denso PLGR Replacement	ND	PLGR	12	18571N	6924N
IHC DT-466		Std. 37MT (12-T)	DR	DD	12	6380N-PT	6907N
IHC DT-466		Std. 42MT (11-T)	DR	DD	12	6356N	6924N
IHC DT-466, 7.6L	2006-88	Opt. LN PLGR, 12V, w/OCP & IMS	DR	PLGR	12	6919N	
IHC DT-466, 7.6L	1993-88	Opt. 42MT HD, w/OCP & IMS	DR	PLGR	12	6924N	
IHC DT-530	2003-97	Opt. 41MT (w/OCP)	DR	PLGR	12	6919N	
IHC DT-530		Opt. 42MT (12V, w/OCP)	DR	DD	12	6513N	6924N
IHC DT-530		Opt. Denso PLGR Replacement	ND	PLGR	12	18571N	6924N
IHC DT-530		Std. 41MT	DR	PLGR	12	6919N	
IHC DT-530		Std. 42MT	DR	DD	12	6356N	6924N
IHC T-443E (7.3L)	2006-03	38MT 10-T w/IMS	DR	PLGR	12	6834N	
IHC VT-365	2007-03	Opt. 29MT	DR	PLGR	12	6843N	
5000-5900 Series Severe Service							
Caterpillar 3406	1999-93	Opt. 41MT (w/OCP)	DR	PLGR	12	6919N	
Caterpillar 3406		Opt. Denso PLGR Replacement	ND	PLGR	12	18571N	6924N
Caterpillar 3406		Std. 41MT	DR	PLGR	12	6919N	
Caterpillar 3406	1999-88	Opt. 42MT (12V, w/OCP)	DR	DD	12	6513N	6924N
Caterpillar 3406		Std. 42MT	DR	DD	12	6356N	6924N
Caterpillar 3406, 14.6L	1999-95	Opt. LN PLGR, 12V, w/OCP & IMS	DR	PLGR	12	6919N	
Caterpillar C-10	2003-93	Opt. 39MT	DR	PLGR	12	6911N	6924N
Caterpillar C-10		Opt. 39MT/Rotatable DEH, w/OCP & IMS	DR	PLGR	12	6911N	6924N
Caterpillar C-10		Opt. 41MT (w/OCP)	DR	PLGR	12	6919N	
Caterpillar C-10		Opt. 42MT (12V, w/OCP)	DR	DD	12	6513N	6924N
Caterpillar C-10		Opt. Denso PLGR Replacement	ND	PLGR	12	18571N	6924N
Caterpillar C-10		Opt. 39MT Serv. Repl., w/IMS, OCP & Rot. DEH	DR	PLGR	12	6924N	
Caterpillar C-10		Std. 41MT	DR	PLGR	12	6919N	
Caterpillar C-10		Std. 42MT	DR	DD	12	6356N	6924N
Caterpillar C10, 10.3L	2003-95	Opt. 42MT HD, w/OCP & IMS	DR	PLGR	12	6924N	
Caterpillar C-12	2003-93	Opt. 39MT	DR	PLGR	12	6911N	6924N
Caterpillar C-12		Opt. 39MT/Rotatable DEH, w/OCP & IMS	DR	PLGR	12	6911N	6924N
Caterpillar C-12		Opt. 41MT (w/OCP)	DR	PLGR	12	6919N	
Caterpillar C-12		Opt. 42MT (12V, w/OCP)	DR	DD	12	6513N	6924N
Caterpillar C-12		Opt. Denso PLGR Replacement	ND	PLGR	12	18571N	6924N
Caterpillar C-12		Opt. 39MT Serv. Repl., w/IMS, OCP & Rot. DEH	DR	PLGR	12	6924N	
Caterpillar C-12		Std. 41MT	DR	PLGR	12	6919N	
Caterpillar C-12		Std. 42MT	DR	DD	12	6356N	6924N
Caterpillar C12, 12.0L	2003-95	Opt. 42MT HD, w/OCP & IMS	DR	PLGR	12	6924N	
Caterpillar C-13	2007-03	Opt. 42MT, 12V, w/OCP	DR	DD	12	6554N	6924N
Caterpillar C-13		Opt. Denso OSGR Replacement	ND	OSGR	12	19501N	6924N
Caterpillar C-13		Opt. LN Replacement	DR	PLGR	12	6924N	
Caterpillar C-13		Std. 42MT, 12V, w/o OCP	DR	DD	12	6511N	6924N
Caterpillar C-15	2007-00	Opt. 39MT Repl. For 42MT	DR	PLGR	12	6911N	6924N
Caterpillar C-15		Opt. 39MT/Rotatable DEH, w/OCP & IMS	DR	PLGR	12	6911N	6924N
Caterpillar C-15		Opt. 41MT (w/OCP)	DR	PLGR	12	6919N	
Caterpillar C-15		Opt. 42MT (12V, w/OCP)	DR	DD	12	6513N	6924N
Caterpillar C-15		Opt. Denso OSGR Repl. For 42MT	ND	OSGR	12	19501N	6924N

STARTERS

ENGINE	YEAR	APPLICATION	Mfg	Type	Volt	PART NO.	OPT. NO.
International (Cont'd)							
5000-5900 Series Severe Service (Cont'd)							
Caterpillar C-15	2007-00	Opt. Denso PLGR Repl. For 42MT	ND	PLGR	12	18571N	6924N
Caterpillar C-15		Opt.39MT Serv. Repl., w/IMS, OCP & Rot. DEH	DR	PLGR	12	6924N	
Caterpillar C-15		Std. 41MT	DR	PLGR	12	6919N	
Caterpillar C-15		Std. 42MT	DR	DD	12	6356N	6924N
Caterpillar C15, 15.2L	2003-00	Opt. 42MT HD, w/OCP & IMS	DR	PLGR	12	6924N	
Caterpillar C16 , 15.8L	2003-99	Opt. LN PLGR, 12V, w/OCP & IMS	DR	PLGR	12	6919N	
Caterpillar C-16, 15.8L		42 MT w/OCP	DR	DD	12	6777N	6907N
Cummins ISB 5.9L Diesel	2003-98	Delco 28MT	DR	OSGR	12	6603N	6840N
Cummins ISB 5.9L Diesel	2002	29 MT, 2002 Up	DR	PLGR	12	6844N	
Cummins ISB 5.9L Diesel	1998	ND - OSGR	ND	OSGR	12	16990N	
Cummins ISM	2007-00	Opt. 39MT	DR	PLGR	12	6911N	6924N
Cummins ISM		Opt. 39MT/Rotatable DEH, w/OCP & IMS	DR	PLGR	12	6911N	6924N
Cummins ISM		Opt. 41MT (w/OCP)	DR	PLGR	12	6919N	
Cummins ISM		Opt. 42MT (12V, w/OCP)	DR	DD	12	6513N	6924N
Cummins ISM		Opt. Denso OSGR Replacement	ND	OSGR	12	19501N	6924N
Cummins ISM		Opt. Denso PLGR Replacement	ND	PLGR	12	18571N	6924N
Cummins ISM		Opt.39MT Serv. Repl., w/IMS, OCP & Rot. DEH	DR	PLGR	12	6924N	
Cummins ISM		Std. 41MT	DR	PLGR	12	6919N	
Cummins ISM		Std. 42MT	DR	DD	12	6356N	6924N
Cummins ISM, 10.8L	2006-00	Opt. 42MT HD, w/OCP & IMS	DR	PLGR	12	6924N	
Cummins ISX	2007-00	Opt. 39MT Repl. For 42MT	DR	PLGR	12	6911N	6924N
Cummins ISX		Opt. 39MT/Rotatable DEH, w/OCP & IMS	DR	PLGR	12	6911N	6924N
Cummins ISX		Opt. 41MT (w/OCP)	DR	PLGR	12	6919N	
Cummins ISX		Opt. 42MT (12V, w/OCP)	DR	DD	12	6513N	6924N
Cummins ISX		Opt. Denso OSGR Repl. For 42MT	ND	OSGR	12	19503N	6924N
Cummins ISX		Opt. LN Repl. For 42MT (w/o OCP)	DR	PLGR	12	6924N	
Cummins ISX		Opt. LN Repl. For 42MT (w/OCP)	DR	PLGR	12	6924N	
Cummins ISX		Opt.39MT Serv. Repl., w/IMS, OCP & Rot. DEH	DR	PLGR	12	6924N	
Cummins ISX		Std. 41MT	DR	PLGR	12	6919N	
Cummins ISX		Std. 42MT	DR	DD	12	6356N	6924N
Cummins ISX15, 15.0L	2006-00	Opt. 42MT HD, w/OCP & IMS	DR	PLGR	12	6924N	
Cummins L-10	1999-93	Opt. 42MT (12V, w/OCP)	DR	DD	12	6513N	6924N
Cummins L-10		Opt. Denso PLGR Replacement	ND	PLGR	12	18571N	6924N
Cummins L-10		Std. 42MT	DR	DD	12	6356N	6924N
Cummins L-10	1992-88	Opt. 42MT (12V, w/OCP)	DR	DD	12	6513N	6924N
Cummins L-10		Opt. Denso PLGR Replacement	ND	PLGR	12	18571N	6924N
Cummins L-10		Std. 37MT (12-T)	DR	DD	12	6380N-PT	6907N
Cummins L-10		Std. 42MT	DR	DD	12	6356N	6924N
Cummins M11	2012-06	Denso OSGR	ND	OSGR	12	19503N	6924N
Cummins M11	1999-93	Opt. 41MT (w/OCP)	DR	PLGR	12	6919N	
Cummins M11		Opt. 42MT (12V, w/OCP)	DR	DD	12	6513N	6924N
Cummins M11		Opt. Denso OSGR Replacement	ND	OSGR	12	19502N	6924N
Cummins M11		Opt. Denso PLGR Replacement	ND	PLGR	12	18571N	6924N
Cummins M11		Std. 41MT	DR	PLGR	12	6919N	
Cummins M11		Std. 42MT	DR	DD	12	6356N	6924N
Cummins M11, 10.8L		Opt. 42MT HD, w/OCP & IMS	DR	PLGR	12	6924N	
Cummins N14	1999-97	Opt. 41MT (w/OCP)	DR	PLGR	12	6919N	
Cummins N14		Opt. 42MT (12V, w/OCP)	DR	DD	12	6513N	6924N
Cummins N14		Opt. Denso OSGR Replacement	ND	OSGR	12	19503N	6924N
Cummins N14		Opt. Denso PLGR Replacement	ND	PLGR	12	18571N	6924N
Cummins N14		Std. 41MT	DR	PLGR	12	6919N	
Cummins N14		Std. 42MT	DR	DD	12	6356N	6924N
Cummins N14, 14.0L		Opt. 42MT HD, w/OCP & IMS	DR	PLGR	12	6924N	
Cummins NTC-855	1992-90	Opt. 42MT (12V, w/OCP)	DR	DD	12	6513N	6924N
Cummins NTC-855		Std. 37MT (12-T)	DR	DD	12	6380N-PT	6907N
Cummins NTC-855		Std. 42MT	DR	DD	12	6356N	6924N
IHC 7.3L (T-444E)	2003-94	37MT (w/OCP, 10-T)	DR	DD	12	6295N	
IHC DT-466	2003-88	Opt. Denso OSGR Replacement	ND	OSGR	12	18406N	6919N
IHC DT-466 , 7.6L		Opt. LN PLGR, 12V, w/OCP & IMS	DR	PLGR	12	6919N	
IHC DT-530	2003-97	Opt. 41MT (w/OCP)	DR	PLGR	12	6919N	
IHC DT-530		Opt. 42MT (12V, w/OCP)	DR	DD	12	6513N	6924N
IHC DT-530		Opt. Denso PLGR Replacement	ND	PLGR	12	18571N	6924N
IHC DT-530		Std. 41MT	DR	PLGR	12	6919N	
IHC DT-530		Std. 42MT	DR	DD	12	6356N	6924N
IHC T-443E (7.3L)	2006-03	38MT 10-T w/IMS	DR	PLGR	12	6834N	
IHC VT-365	2006-02	Opt. 29MT	DR	PLGR	12	6843N	

STARTERS

STARTERS

ENGINE	YEAR	APPLICATION	Mfg	Type	Volt	PART NO.	OPT. NO.
International (Cont'd)							
7000-7700							
Caterpillar C16 , 15.8L	2003-99	Opt. LN PLGR, 12V, w/OCP & IMS	DR	PLGR	12	6919N	
IHC DT-466 , 7.6L	2003-88	Opt. LN PLGR, 12V, w/OCP & IMS	DR	PLGR	12	6919N	
7100-7700 Severe Service							
Caterpillar C-10	2004-03	Opt. 39MT	DR	PLGR	12	6911N	6924N
Caterpillar C-10		Opt. 39MT/Rotatable DEH, w/OCP & IMS	DR	PLGR	12	6911N	6924N
Caterpillar C-10		Opt. 41MT (w/OCP)	DR	PLGR	12	6919N	
Caterpillar C-10		Opt. 42MT (12V, w/OCP)	DR	DD	12	6513N	6924N
Caterpillar C-10		Opt. Denso PLGR Replacement	ND	PLGR	12	18571N	6924N
Caterpillar C-10		Opt.39MT Serv. Repl., w/IMS, OCP & Rot. DEH	DR	PLGR	12	6924N	
Caterpillar C-10		Std. 41MT	DR	PLGR	12	6919N	
Caterpillar C-10		Std. 42MT	DR	DD	12	6356N	6924N
Caterpillar C10, 10.3L	2003-97	Opt. 42MT HD, w/OCP & IMS	DR	PLGR	12	6924N	
Caterpillar C-11	2007-05	Opt 42MT, 12V, w/OCP	DR	DD	12	6554N	6924N
Caterpillar C-11		Opt. Denso OSGR Replacement	ND	OSGR	12	19501N	6924N
Caterpillar C-11		Opt. LN Replacement	DR	PLGR	12	6924N	
Caterpillar C-11		Std. 42MT, 12V, w/o OCP	DR	DD	12	6511N	6924N
Caterpillar C-12	2004-03	Opt. 39MT	DR	PLGR	12	6911N	6924N
Caterpillar C-12		Opt. 39MT/Rotatable DEH, w/OCP & IMS	DR	PLGR	12	6911N	6924N
Caterpillar C-12		Opt. 41MT (w/OCP)	DR	PLGR	12	6919N	
Caterpillar C-12		Opt. 42MT (12V, w/OCP)	DR	DD	12	6513N	6924N
Caterpillar C-12		Opt. Denso PLGR Replacement	ND	PLGR	12	18571N	6924N
Caterpillar C-12		Opt.39MT Serv. Repl., w/IMS, OCP & Rot. DEH	DR	PLGR	12	6924N	
Caterpillar C-12		Std. 41MT	DR	PLGR	12	6919N	
Caterpillar C-12		Std. 42MT	DR	DD	12	6356N	6924N
Caterpillar C12, 12.0L	2003-97	Opt. 42MT HD, w/OCP & IMS	DR	PLGR	12	6924N	
Caterpillar C-13	2007-05	Opt 42MT, 12V, w/OCP	DR	DD	12	6554N	6924N
Caterpillar C-13		Opt. Denso OSGR Replacement	ND	OSGR	12	19501N	6924N
Caterpillar C-13		Opt. LN Replacement	DR	PLGR	12	6924N	
Caterpillar C-13		Std. 42MT, 12V, w/o OCP	DR	DD	12	6511N	6924N
Caterpillar C-15		Opt. 39MT Repl. For 42MT	DR	PLGR	12	6911N	6924N
Caterpillar C-15		Opt. 39MT/Rotatable DEH, w/OCP & IMS	DR	PLGR	12	6911N	6924N
Caterpillar C-15		Opt. 41MT (w/OCP)	DR	PLGR	12	6919N	
Caterpillar C-15		Opt. 42MT (12V, w/OCP)	DR	DD	12	6513N	6924N
Caterpillar C-15		Opt. Denso OSGR Repl. For 42MT	ND	OSGR	12	19501N	6924N
Caterpillar C-15		Opt. Denso PLGR Repl. For 42MT	ND	PLGR	12	18571N	6924N
Caterpillar C-15		Opt.39MT Serv. Repl., w/IMS, OCP & Rot. DEH	DR	PLGR	12	6924N	
Caterpillar C-15		Std. 41MT	DR	PLGR	12	6919N	
Caterpillar C-15		Std. 42MT	DR	DD	12	6356N	6924N
Caterpillar C-16, 15.8L	2003-99	42 MT w/OCP	DR	DD	12	6777N	6907N
Cummins ISM	2007-03	Opt. 39MT	DR	PLGR	12	6911N	6924N
Cummins ISM		Opt. 39MT/Rotatable DEH, w/OCP & IMS	DR	PLGR	12	6911N	6924N
Cummins ISM		Opt. 41MT (w/OCP)	DR	PLGR	12	6919N	
Cummins ISM		Opt. 42MT (12V, w/OCP)	DR	DD	12	6513N	6924N
Cummins ISM		Opt. Denso OSGR Replacement	ND	OSGR	12	19501N	6924N
Cummins ISM		Opt. Denso PLGR Replacement	ND	PLGR	12	18571N	6924N
Cummins ISM		Opt.39MT Serv. Repl., w/IMS, OCP & Rot. DEH	DR	PLGR	12	6924N	
Cummins ISM		Std. 41MT	DR	PLGR	12	6919N	
Cummins ISM		Std. 42MT	DR	DD	12	6356N	6924N
Cummins ISM, 10.8L	2006-03	Opt. 42MT HD, w/OCP & IMS	DR	PLGR	12	6924N	
Cummins ISX	2007-03	Opt. 39MT Repl. For 42MT	DR	PLGR	12	6911N	6924N
Cummins ISX		Opt. 39MT/Rotatable DEH, w/OCP & IMS	DR	PLGR	12	6911N	6924N
Cummins ISX		Opt. 41MT (w/OCP)	DR	PLGR	12	6919N	
Cummins ISX		Opt. 42MT (12V, w/OCP)	DR	DD	12	6513N	6924N
Cummins ISX		Opt. Denso OSGR Repl. For 42MT	ND	OSGR	12	19503N	6924N
Cummins ISX		Opt. LN Repl. For 42MT (w/o OCP)	DR	PLGR	12	6924N	
Cummins ISX		Opt. LN Repl. For 42MT (w/OCP)	DR	PLGR	12	6924N	
Cummins ISX		Opt.39MT Serv. Repl., w/IMS, OCP & Rot. DEH	DR	PLGR	12	6924N	
Cummins ISX		Std. 41MT	DR	PLGR	12	6919N	
Cummins ISX		Std. 42MT	DR	DD	12	6356N	6924N
Cummins ISX15, 15.0L	2006-03	Opt. 42MT HD, w/OCP & IMS	DR	PLGR	12	6924N	
Cummins M11	2012-06	Denso OSGR	ND	OSGR	12	19503N	6924N
IHC 7.3L (T-444E)	2003-94	37MT (w/OCP, 10-T)	DR	DD	12	6295N	
IHC DT-408	1997-93	Opt. 41MT, w/OCP	DR	PLGR	12	6919N	
IHC DT-408		Opt.39MT service repl. w/IMS	DR	PLGR	12	6908N	6908N
IHC DT-466	2007-93	Opt. 37MT (w/OCP)	DR	DD	12	6394N	6919N
IHC DT-466		Opt. 42MT (w/OCP)	DR	DD	12	6777N	6907N

STARTERS

ENGINE	YEAR	APPLICATION	Mfg	Type	Volt	PART NO.	OPT. NO.
International (Cont'd)							
7100-7700 Severe Service (Cont'd)							
IHC DT-466	2007-93	Opt. Denso OSGR Replacement	ND	OSGR	12	18406N	6919N
IHC DT-466		Opt. LN Replacement (w/OCP)	DR	DD	12	6613N	6919N
IHC DT-466		Std. 37MT	DR	DD	12	6613N	6919N
IHC DT-466	2007-90	Opt.39MT service repl. w/IMS	DR	PLGR	12	6908N	6908N
IHC DT-466	1993-88	37MT - 10T	DR	DD	12	6391N-PT	
IHC DT-466	1992-90	Opt. 42MT (11-T, w/OCP)	DR	DD	12	6513N	6924N
IHC DT-466		Opt. 42MT (12-T, w/OCP)	DR	DD	12	6777N	6907N
IHC DT-466		Opt. Denso PLGR Replacement	ND	PLGR	12	18571N	6924N
IHC DT-466		Std. 37MT (12-T)	DR	DD	12	6380N-PT	6907N
IHC DT-466		Std. 42MT (11-T)	DR	DD	12	6356N	6924N
IHC DT-466	1992-88	Opt. Denso OSGR Replacement	ND	OSGR	12	18406N	6919N
IHC DT-530	2007-03	Opt. 41MT, w/OCP	DR	PLGR	12	6919N	
IHC DT-530		Opt. Denso PLGR Replacement	ND	PLGR	12	18571N	6924N
IHC DT-530		Opt. LN Replacement (w/o OCP)	DR	PLGR	12	6919N	
IHC DT-530		Opt. LN Replacement (w/OCP)	DR	DD	12	6613N	6919N
IHC DT-530		Opt. LN Replacement (w/OCP)	DR	PLGR	12	6919N	
IHC DT-530		Opt.39MT service repl. w/IMS	DR	PLGR	12	6908N	6908N
IHC DT-530		Std. 41MT	DR	PLGR	12	6919N	
IHC DT-530 / DT-570		Opt. 42MT (w/OCP)	DR	DD	12	6777N	6907N
IHC DT-570		Opt. 41MT, w/OCP	DR	PLGR	12	6919N	
IHC DT-570		Opt. Denso PLGR Replacement	ND	PLGR	12	18571N	6924N
IHC DT-570		Opt. LN Replacement (w/o OCP)	DR	PLGR	12	6919N	
IHC DT-570		Opt. LN Replacement (w/OCP)	DR	DD	12	6613N	6919N
IHC DT-570		Opt. LN Replacement (w/OCP)	DR	PLGR	12	6919N	
IHC DT-570		Opt.39MT service repl. w/IMS	DR	PLGR	12	6908N	6908N
IHC DT-570		Std. 41MT	DR	PLGR	12	6919N	
IHC T-443E (7.3L)	2006-03	38MT 10-T w/IMS	DR	PLGR	12	6834N	
IHC VT-365	2006-02	Opt. 29MT	DR	PLGR	12	6843N	
8100-8600 Heavy-Duty							
Caterpillar 3176	1999-90	Opt. 39MT Repl. For 42MT	DR	PLGR	12	6911N	6924N
Caterpillar 3176		Opt. 39MT/Rotatable DEH, w/OCP & IMS	DR	PLGR	12	6911N	6924N
Caterpillar 3176		Opt. 42MT (12V, w/OCP)	DR	DD	12	6513N	6924N
Caterpillar 3176		Opt. Denso PLGR Repl. For 42MT	ND	PLGR	12	18571N	6924N
Caterpillar 3176		Opt.39MT Serv. Repl., w/IMS, OCP & Rot. DEH	DR	PLGR	12	6924N	
Caterpillar 3176		Std. 42MT	DR	DD	12	6356N	6924N
Caterpillar 3176 , 10.3L		Opt. LN PLGR, 12V, w/OCP & IMS	DR	PLGR	12	6919N	
Caterpillar 3176, 10.3L		Opt. 42MT HD, w/OCP & IMS	DR	PLGR	12	6924N	
Caterpillar 3406	1999-93	Opt. 41MT (w/OCP)	DR	PLGR	12	6919N	
Caterpillar 3406		Opt. Denso PLGR Replacement	ND	PLGR	12	18571N	6924N
Caterpillar 3406		Std. 41MT	DR	PLGR	12	6919N	
Caterpillar 3406	1999-88	Opt. 42MT (12V, w/OCP)	DR	DD	12	6513N	6924N
Caterpillar 3406		Std. 42MT	DR	DD	12	6356N	6924N
Caterpillar 3406 , 14.6L	1999-95	Opt. LN PLGR, 12V, w/OCP & IMS	DR	PLGR	12	6919N	
Caterpillar C-10	2003-97	Opt. 39MT	DR	PLGR	12	6911N	6924N
Caterpillar C-10		Opt. 39MT/Rotatable DEH, w/OCP & IMS	DR	PLGR	12	6911N	6924N
Caterpillar C-10		Opt. 41MT (w/OCP)	DR	PLGR	12	6919N	
Caterpillar C-10		Opt. 42MT (12V, w/OCP)	DR	DD	12	6513N	6924N
Caterpillar C-10		Opt. Denso PLGR Replacement	ND	PLGR	12	18571N	6924N
Caterpillar C-10		Opt.39MT Serv. Repl., w/IMS, OCP & Rot. DEH	DR	PLGR	12	6924N	
Caterpillar C-10		Std. 41MT	DR	PLGR	12	6919N	
Caterpillar C-10		Std. 42MT	DR	DD	12	6356N	6924N
Caterpillar C10, 10.3L		Opt. 42MT HD, w/OCP & IMS	DR	PLGR	12	6924N	
Caterpillar C-12	2005-03	Opt. 39MT	DR	PLGR	12	6911N	6924N
Caterpillar C-12		Opt. 39MT/Rotatable DEH, w/OCP & IMS	DR	PLGR	12	6911N	6924N
Caterpillar C-12		Opt. 41MT (w/OCP)	DR	PLGR	12	6919N	
Caterpillar C-12		Opt. 42MT (12V, w/OCP)	DR	DD	12	6513N	6924N
Caterpillar C-12		Opt. Denso PLGR Replacement	ND	PLGR	12	18571N	6924N
Caterpillar C-12		Opt.39MT Serv. Repl., w/IMS, OCP & Rot. DEH	DR	PLGR	12	6924N	
Caterpillar C-12		Std. 41MT	DR	PLGR	12	6919N	
Caterpillar C-12		Std. 42MT	DR	DD	12	6356N	6924N
Caterpillar C12, 12.0L	2003-97	Opt. 42MT HD, w/OCP & IMS	DR	PLGR	12	6924N	
Caterpillar C-13	2007-05	Opt 42MT, 12V, w/OCP	DR	DD	12	6554N	6924N
Caterpillar C-13		Opt. Denso OSGR Replacement	ND	OSGR	12	19501N	6924N
Caterpillar C-13		Opt. LN Replacement	DR	PLGR	12	6924N	
Caterpillar C-13		Std. 42MT, 12V, w/o OCP	DR	DD	12	6511N	6924N

STARTERS

STARTERS

ENGINE	YEAR	APPLICATION	Mfg	Type	Volt	PART NO.	OPT. NO.
International (Cont'd)							
8100-8600 Heavy-Duty (Cont'd)							
Caterpillar C-13	2006	Opt. 42MT (w/OCP)	DR	DD	12	6554N	6924N
Caterpillar C16 , 15.8L	2003-99	Opt. LN PLGR, 12V, w/OCP & IMS	DR	PLGR	12	6919N	
Caterpillar C-16, 15.8L		42 MT w/OCP	DR	DD	12	6777N	6907N
Cummins ISM	2007-98	Opt. 39MT	DR	PLGR	12	6911N	6924N
Cummins ISM		Opt. 39MT/Rotatable DEH, w/OCP & IMS	DR	PLGR	12	6911N	6924N
Cummins ISM		Opt. 41MT (w/OCP)	DR	PLGR	12	6919N	
Cummins ISM		Opt. 42MT (12V, w/OCP)	DR	DD	12	6513N	6924N
Cummins ISM		Opt. Denso OSGR Replacement	ND	OSGR	12	19501N	6924N
Cummins ISM		Opt. Denso PLGR Replacement	ND	PLGR	12	18571N	6924N
Cummins ISM		Opt.39MT Serv. Repl., w/IMS, OCP & Rot. DEH	DR	PLGR	12	6924N	
Cummins ISM		Std. 41MT	DR	PLGR	12	6919N	
Cummins ISM		Std. 42MT	DR	DD	12	6356N	6924N
Cummins ISM, 10.8L	2006-98	Opt. 42MT HD, w/OCP & IMS	DR	PLGR	12	6924N	
Cummins ISX	2006-03	LN (w/OCP)	DR	PLGR	12	6924N	
Cummins ISX15, 15.0L		Opt. 42MT HD, w/OCP & IMS	DR	PLGR	12	6924N	
Cummins L-10	1996-93	Opt. 42MT (12V, w/OCP)	DR	DD	12	6513N	6924N
Cummins L-10		Opt. Denso PLGR Replacement	ND	PLGR	12	18571N	6924N
Cummins L-10		Std. 42MT	DR	DD	12	6356N	6924N
Cummins L-10	1992-88	Opt. 42MT (12V, w/OCP)	DR	DD	12	6513N	6924N
Cummins L-10		Opt. Denso PLGR Replacement	ND	PLGR	12	18571N	6924N
Cummins L-10		Std. 37MT (12-T)	DR	DD	12	6380N-PT	6907N
Cummins L-10		Std. 42MT	DR	DD	12	6356N	6924N
Cummins M11	2012-06	Denso OSGR	ND	OSGR	12	19503N	6924N
Cummins M11	2000-94	Opt. 41MT (w/OCP)	DR	PLGR	12	6919N	
Cummins M11		Opt. 42MT (12V, w/OCP)	DR	DD	12	6513N	6924N
Cummins M11		Opt. Denso OSGR Replacement	ND	OSGR	12	19502N	6924N
Cummins M11		Opt. Denso PLGR Replacement	ND	PLGR	12	18571N	6924N
Cummins M11		Std. 41MT	DR	PLGR	12	6919N	
Cummins M11		Std. 42MT	DR	DD	12	6356N	6924N
Cummins M11, 10.8L		Opt. 42MT HD, w/OCP & IMS	DR	PLGR	12	6924N	
Cummins N14	2000-91	Opt. 39MT	DR	PLGR	12	6911N	6924N
Cummins N14		Opt. 39MT/Rotatable DEH, w/OCP & IMS	DR	PLGR	12	6911N	6924N
Cummins N14		Opt. 42MT (12V, w/OCP)	DR	DD	12	6513N	6924N
Cummins N14		Opt. Denso OSGR Replacement	ND	OSGR	12	19503N	6924N
Cummins N14		Opt. Denso PLGR Replacement	ND	PLGR	12	18571N	6924N
Cummins N14		Opt.39MT Serv. Repl., w/IMS, OCP & Rot. DEH	DR	PLGR	12	6924N	
Cummins N14		Std. 42MT	DR	DD	12	6356N	6924N
Cummins N14, 14.0L	2000-93	Opt. 42MT HD, w/OCP & IMS	DR	PLGR	12	6924N	
Cummins NTC-855	1992-88	Opt. 42MT (12V, w/OCP)	DR	DD	12	6513N	6924N
Cummins NTC-855		Std. 37MT (12-T)	DR	DD	12	6380N-PT	6907N
Cummins NTC-855		Std. 42MT	DR	DD	12	6356N	6924N
DD 50 / 60 Series	1998-92	Opt. 42MT (12V, w/OCP)	DR	DD	12	6513N	6924N
DD 50 / 60 Series		Opt. Denso OSGR Repl. For 42MT	ND	OSGR	12	19502N	6924N
DD 50 / 60 Series		Opt. Denso PLGR Repl. For 42MT	ND	PLGR	12	18571N	6924N
DD 50 / 60 Series		Std. 42MT	DR	DD	12	6356N	6924N
DD Series 50, 8.5L		Opt. 42MT HD, w/OCP & IMS	DR	PLGR	12	6924N	
DD Series 60, 11.1L	1998-94	Opt. 42MT HD, w/OCP & IMS	DR	PLGR	12	6924N	
IHC 7.3L (T-444E)	2003-94	37MT (w/OCP, 10-T)	DR	DD	12	6295N	
IHC DT 408 , 6.7L	1997-93	Opt. LN PLGR, 12V, w/OCP & IMS	DR	PLGR	12	6919N	
IHC DT-408		Opt. 41MT, w/OCP	DR	PLGR	12	6919N	
IHC DT-466	2007-93	Opt. 37MT (w/OCP)	DR	DD	12	6394N	6919N
IHC DT-466		Opt. 42MT (w/OCP)	DR	DD	12	6777N	6907N
IHC DT-466		Opt. Denso OSGR Replacement	ND	OSGR	12	18406N	6919N
IHC DT-466		Opt. LN Replacement (w/OCP)	DR	DD	12	6613N	6919N
IHC DT-466		Std. 37MT	DR	DD	12	6613N	6919N
IHC DT-466	2007-90	Opt.39MT service repl. w/IMS	DR	PLGR	12	6908N	6908N
IHC DT-466	1993-88	37MT - 10T	DR	DD	12	6391N-PT	
IHC DT-466	1992-90	Opt. 42MT (11-T, w/OCP)	DR	DD	12	6513N	6924N
IHC DT-466		Opt. 42MT (12-T, w/OCP)	DR	DD	12	6777N	6907N
IHC DT-466		Opt. Denso PLGR Replacement	ND	PLGR	12	18571N	6924N
IHC DT-466		Std. 37MT (12-T)	DR	DD	12	6380N-PT	6907N
IHC DT-466		Std. 42MT (11-T)	DR	DD	12	6356N	6924N
IHC DT-466	1992-88	Opt. Denso OSGR Replacement	ND	OSGR	12	18406N	6919N
IHC DT-466 , 7.6L	2006-88	Opt. LN PLGR, 12V, w/OCP & IMS	DR	PLGR	12	6919N	
IHC DT-466, 7.6L	1993-90	Opt. 42MT HD, w/OCP & IMS	DR	PLGR	12	6924N	
IHC DT-530	2007-03	Opt. 41MT, w/OCP	DR	PLGR	12	6919N	

STARTERS

ENGINE	YEAR	APPLICATION	Mfg	Type	Volt	PART NO.	OPT. NO.
International (Cont'd)							
8100-8600 Heavy-Duty (Cont'd)							
IHC DT-530	2007-03	Opt. LN Replacement (w/o OCP)	DR	PLGR	12	6919N	
IHC DT-530		Opt. LN Replacement (w/OCP)	DR	DD	12	6613N	6919N
IHC DT-530		Opt. LN Replacement (w/OCP)	DR	PLGR	12	6919N	
IHC DT-530		Opt.39MT service repl. w/IMS	DR	PLGR	12	6908N	6908N
IHC DT-530	2007-93	Opt. Denso PLGR Replacement	ND	PLGR	12	18571N	6924N
IHC DT-530		Std. 41MT	DR	PLGR	12	6919N	
IHC DT-530	2003-93	Opt. 41MT (w/OCP)	DR	PLGR	12	6919N	
IHC DT-530 / DT-570	2007-03	Opt. 42MT (w/OCP)	DR	DD	12	6777N	6907N
IHC DT-530 / DT-570	2003-93	Opt. 42MT (12V, w/OCP)	DR	DD	12	6513N	6924N
IHC DT-530 / DT-570		Std. 42MT	DR	DD	12	6356N	6924N
IHC DT-570	2007-03	Opt. 41MT, w/OCP	DR	PLGR	12	6919N	
IHC DT-570		Opt. LN Replacement (w/o OCP)	DR	PLGR	12	6919N	
IHC DT-570		Opt. LN Replacement (w/OCP)	DR	DD	12	6613N	6919N
IHC DT-570		Opt. LN Replacement (w/OCP)	DR	PLGR	12	6919N	
IHC DT-570		Opt.39MT service repl. w/IMS	DR	PLGR	12	6908N	6908N
IHC DT-570	2007-93	Opt. Denso PLGR Replacement	ND	PLGR	12	18571N	6924N
IHC DT-570		Std. 41MT	DR	PLGR	12	6919N	
IHC DT-570	2003-93	Opt. 41MT (w/OCP)	DR	PLGR	12	6919N	
IHC T-443E (7.3L)	2006-03	38MT 10-T w/IMS	DR	PLGR	12	6834N	
IHC VT-365	2006-02	Opt. 29MT	DR	PLGR	12	6843N	
900A							
L4 2.5L 2491cc 152cid	1967-66	Std. 10MT Starter	DR	DD	12	4162N	
908B							
V8 4.4L 266cid	1968	Std. 10MT Starter	DR	DD	12	4162N	
V8 5.0L 304cid	1969	Std. 10MT Starter	DR	DD	12	4162N	
V8 5.0L 4982cc 304cid	1969-67	Std. 10MT Starter	DR	DD	12	4162N	
V8 5.0L 4983cc 304cid	1969	Std. 10MT Starter	DR	DD	12	4162N	
908C							
V8 4.4L 266cid	1968	Std. 10MT Starter	DR	DD	12	4162N	
V8 5.0L 304cid	1969	Std. 10MT Starter	DR	DD	12	4162N	
V8 5.0L 4982cc 304cid	1969-68	Std. 10MT Starter	DR	DD	12	4162N	
V8 5.0L 4983cc 304cid	1969	Std. 10MT Starter	DR	DD	12	4162N	
9100-9900 Heavy-Duty							
Caterpillar 3176	1999-90	Opt. 39MT Repl. For 42MT	DR	PLGR	12	6911N	6924N
Caterpillar 3176		Opt. 39MT/Rotatable DEH, w/OCP & IMS	DR	PLGR	12	6911N	6924N
Caterpillar 3176		Opt. 42MT (12V, w/OCP)	DR	DD	12	6513N	6924N
Caterpillar 3176		Opt. Denso PLGR Repl. For 42MT	ND	PLGR	12	18571N	6924N
Caterpillar 3176		Opt.39MT Serv. Repl., w/IMS, OCP & Rot. DEH	DR	PLGR	12	6924N	
Caterpillar 3176		Std. 42MT	DR	DD	12	6356N	6924N
Caterpillar 3176 , 10.3L		Opt. LN PLGR, 12V, w/OCP & IMS	DR	PLGR	12	6919N	
Caterpillar 3176, 10.3L		Opt. 42MT HD, w/OCP & IMS	DR	PLGR	12	6924N	
Caterpillar 3406	2001-93	Opt. 41MT (w/OCP)	DR	PLGR	12	6919N	
Caterpillar 3406		Opt. Denso PLGR Replacement	ND	PLGR	12	18571N	6924N
Caterpillar 3406		Std. 41MT	DR	PLGR	12	6919N	
Caterpillar 3406	2001-88	Opt. 42MT (12V, w/OCP)	DR	DD	12	6513N	6924N
Caterpillar 3406		Std. 42MT	DR	DD	12	6356N	6924N
Caterpillar 3406 , 14.6L	2000-95	Opt. LN PLGR, 12V, w/OCP & IMS	DR	PLGR	12	6919N	
Caterpillar C-10	2003-97	Opt. 39MT	DR	PLGR	12	6911N	6924N
Caterpillar C-10		Opt. 39MT/Rotatable DEH, w/OCP & IMS	DR	PLGR	12	6911N	6924N
Caterpillar C-10		Opt. 41MT (w/OCP)	DR	PLGR	12	6919N	
Caterpillar C-10		Opt. 42MT (12V, w/OCP)	DR	DD	12	6513N	6924N
Caterpillar C-10		Opt. Denso PLGR Replacement	ND	PLGR	12	18571N	6924N
Caterpillar C-10		Opt.39MT Serv. Repl., w/IMS, OCP & Rot. DEH	DR	PLGR	12	6924N	
Caterpillar C-10		Std. 41MT	DR	PLGR	12	6919N	
Caterpillar C-10		Std. 42MT	DR	DD	12	6356N	6924N
Caterpillar C10, 10.3L		Opt. 42MT HD, w/OCP & IMS	DR	PLGR	12	6924N	
Caterpillar C-11	2007-05	Opt 42MT, 12V, w/OCP	DR	DD	12	6554N	6924N
Caterpillar C-11		Opt. Denso OSGR Replacement	ND	OSGR	12	19501N	6924N
Caterpillar C-11		Opt. LN Replacement	DR	PLGR	12	6924N	
Caterpillar C-11		Std. 42MT, 12V, w/o OCP	DR	DD	12	6511N	6924N
Caterpillar C-12	2003-97	Opt. 39MT	DR	PLGR	12	6911N	6924N
Caterpillar C-12		Opt. 39MT/Rotatable DEH, w/OCP & IMS	DR	PLGR	12	6911N	6924N
Caterpillar C-12		Opt. 41MT (w/OCP)	DR	PLGR	12	6919N	
Caterpillar C-12		Opt. 42MT (12V, w/OCP)	DR	DD	12	6513N	6924N

STARTERS

STARTERS

ENGINE	YEAR	APPLICATION	Mfg	Type	Volt	PART NO.	OPT. NO.
International (Cont'd)							
9100-9900 Heavy-Duty (Cont'd)							
Caterpillar C-12	2003-97	Opt. Denso PLGR Replacement	ND	PLGR	12	18571N	6924N
Caterpillar C-12		Opt.39MT Serv. Repl., w/IMS, OCP & Rot. DEH	DR	PLGR	12	6924N	
Caterpillar C-12		Std. 41MT	DR	PLGR	12	6919N	
Caterpillar C-12		Std. 42MT	DR	DD	12	6356N	6924N
Caterpillar C12, 12.0L		Opt. 42MT HD, w/OCP & IMS	DR	PLGR	12	6924N	
Caterpillar C-13	2007-05	Opt 42MT, 12V, w/OCP	DR	DD	12	6554N	6924N
Caterpillar C-13		Opt. Denso OSGR Replacement	ND	OSGR	12	19501N	6924N
Caterpillar C-13		Opt. LN Replacement	DR	PLGR	12	6924N	
Caterpillar C-13		Std. 42MT, 12V, w/o OCP	DR	DD	12	6511N	6924N
Caterpillar C-15	2007-00	Opt. 39MT Repl. For 42MT	DR	PLGR	12	6911N	6924N
Caterpillar C-15		Opt. 39MT/Rotatable DEH, w/OCP & IMS	DR	PLGR	12	6911N	6924N
Caterpillar C-15		Opt. 41MT (w/OCP)	DR	PLGR	12	6919N	
Caterpillar C-15		Opt. 42MT (12V, w/OCP)	DR	DD	12	6513N	6924N
Caterpillar C-15		Opt. Denso OSGR Repl. For 42MT	ND	OSGR	12	19501N	6924N
Caterpillar C-15		Opt. Denso PLGR Repl. For 42MT	ND	PLGR	12	18571N	6924N
Caterpillar C-15		Opt.39MT Serv. Repl., w/IMS, OCP & Rot. DEH	DR	PLGR	12	6924N	
Caterpillar C-15		Std. 41MT	DR	PLGR	12	6919N	
Caterpillar C-15		Std. 42MT	DR	DD	12	6356N	6924N
Caterpillar C15, 15.2L	2003-00	Opt. 42MT HD, w/OCP & IMS	DR	PLGR	12	6924N	
Caterpillar C-16	2003-99	Opt. 39MT Repl. For 42MT	DR	PLGR	12	6911N	6924N
Caterpillar C-16		Opt. 39MT/Rotatable DEH, w/OCP & IMS	DR	PLGR	12	6911N	6924N
Caterpillar C-16		Opt. 42MT (12V, w/OCP)	DR	DD	12	6513N	6924N
Caterpillar C-16		Opt. Denso OSGR Repl. For 42MT	ND	OSGR	12	19501N	6924N
Caterpillar C-16		Opt. Denso PLGR Repl. For 42MT	ND	PLGR	12	18571N	6924N
Caterpillar C-16		Opt.39MT Serv. Repl., w/IMS, OCP & Rot. DEH	DR	PLGR	12	6924N	
Caterpillar C-16		Std. 42MT	DR	DD	12	6356N	6924N
Caterpillar C16 , 15.8L		Opt. LN PLGR, 12V, w/OCP & IMS	DR	PLGR	12	6919N	
Cummins ISM	2007-97	Opt. 39MT	DR	PLGR	12	6911N	6924N
Cummins ISM		Opt. 39MT/Rotatable DEH, w/OCP & IMS	DR	PLGR	12	6911N	6924N
Cummins ISM		Opt. 41MT (w/OCP)	DR	PLGR	12	6919N	
Cummins ISM		Opt. 42MT (12V, w/OCP)	DR	DD	12	6513N	6924N
Cummins ISM		Opt. Denso OSGR Replacement	ND	OSGR	12	19501N	6924N
Cummins ISM		Opt. Denso PLGR Replacement	ND	PLGR	12	18571N	6924N
Cummins ISM		Opt.39MT Serv. Repl., w/IMS, OCP & Rot. DEH	DR	PLGR	12	6924N	
Cummins ISM		Std. 41MT	DR	PLGR	12	6919N	
Cummins ISM		Std. 42MT	DR	DD	12	6356N	6924N
Cummins ISM, 10.8L	2006-98	Opt. 42MT HD, w/OCP & IMS	DR	PLGR	12	6924N	
Cummins ISX	2007-97	Opt. 39MT Repl. For 42MT	DR	PLGR	12	6911N	6924N
Cummins ISX		Opt. 39MT/Rotatable DEH, w/OCP & IMS	DR	PLGR	12	6911N	6924N
Cummins ISX		Opt. 41MT (w/OCP)	DR	PLGR	12	6919N	
Cummins ISX		Opt. 42MT (12V, w/OCP)	DR	DD	12	6513N	6924N
Cummins ISX		Opt. Denso OSGR Repl. For 42MT	ND	OSGR	12	19503N	6924N
Cummins ISX		Opt. LN Repl. For 42MT (w/o OCP)	DR	PLGR	12	6924N	
Cummins ISX		Opt. LN Repl. For 42MT (w/OCP)	DR	PLGR	12	6924N	
Cummins ISX		Opt.39MT Serv. Repl., w/IMS, OCP & Rot. DEH	DR	PLGR	12	6924N	
Cummins ISX		Std. 41MT	DR	PLGR	12	6919N	
Cummins ISX		Std. 42MT	DR	DD	12	6356N	6924N
Cummins ISX15, 15.0L	2006-00	Opt. 42MT HD, w/OCP & IMS	DR	PLGR	12	6924N	
Cummins L-10	1996-93	Opt. 42MT (12V, w/OCP)	DR	DD	12	6513N	6924N
Cummins L-10		Opt. Denso PLGR Replacement	ND	PLGR	12	18571N	6924N
Cummins L-10		Std. 42MT	DR	DD	12	6356N	6924N
Cummins L-10	1992-88	Opt. 42MT (12V, w/OCP)	DR	DD	12	6513N	6924N
Cummins L-10		Opt. Denso PLGR Replacement	ND	PLGR	12	18571N	6924N
Cummins L-10		Std. 37MT (12-T)	DR	DD	12	6380N-PT	6907N
Cummins L-10		Std. 42MT	DR	DD	12	6356N	6924N
Cummins M11	2000-93	Opt. 41MT (w/OCP)	DR	PLGR	12	6919N	
Cummins M11		Opt. 42MT (12V, w/OCP)	DR	DD	12	6513N	6924N
Cummins M11		Opt. Denso OSGR Replacement	ND	OSGR	12	19502N	6924N
Cummins M11		Opt. Denso PLGR Replacement	ND	PLGR	12	18571N	6924N
Cummins M11		Std. 41MT	DR	PLGR	12	6919N	
Cummins M11		Std. 42MT	DR	DD	12	6356N	6924N
Cummins M11, 10.8L		Opt. 42MT HD, w/OCP & IMS	DR	PLGR	12	6924N	
Cummins N14	2003-96	Opt. 39MT	DR	PLGR	12	6911N	6924N
Cummins N14		Opt. 39MT/Rotatable DEH, w/OCP & IMS	DR	PLGR	12	6911N	6924N
Cummins N14		Opt. Denso OSGR Replacement	ND	OSGR	12	19503N	6924N
Cummins N14		Opt. Denso PLGR Replacement	ND	PLGR	12	18571N	6924N

STARTERS

ENGINE	YEAR	APPLICATION	Mfg	Type	Volt	PART NO.	OPT. NO.
International (Cont'd)							
9100-9900 Heavy-Duty (Cont'd)							
Cummins N14	2003-96	Opt.39MT Serv. Repl., w/IMS, OCP & Rot. DEH	DR	PLGR	12	6924N	
Cummins N14	2003-88	Opt. 42MT (12V, w/OCP)	DR	DD	12	6513N	6924N
Cummins N14		Std. 42MT	DR	DD	12	6356N	6924N
Cummins N14	1987-86	12 Volt	DR	DD	12	6356N	6924N
Cummins N14		24 Volt	DR	DD	24	3745N	6370N
Cummins N14, 14.0L	2003-93	Opt. 42MT HD, w/OCP & IMS	DR	PLGR	12	6924N	
Cummins NTC-855	1992-88	Opt. 42MT (12V, w/OCP)	DR	DD	12	6513N	6924N
Cummins NTC-855		Std. 37MT (12-T)	DR	DD	12	6380N-PT	6907N
Cummins NTC-855		Std. 42MT	DR	DD	12	6356N	6924N
Cummins NTC-855	1987-86	12 Volt	DR	DD	12	6356N	6924N
Cummins NTC-855		24 Volt	DR	DD	24	3745N	6370N
Cummins Signature	2003-97	Opt. 39MT Repl. For 42MT	DR	PLGR	12	6911N	6924N
Cummins Signature		Opt. 39MT/Rotatable DEH, w/OCP & IMS	DR	PLGR	12	6911N	6924N
Cummins Signature		Opt. 42MT (12V, w/OCP)	DR	DD	12	6513N	6924N
Cummins Signature		Opt. Denso PLGR Repl. For 42MT	ND	PLGR	12	18571N	6924N
Cummins Signature		Opt.39MT Serv. Repl., w/IMS, OCP & Rot. DEH	DR	PLGR	12	6924N	
Cummins Signature		Std. 42MT	DR	DD	12	6356N	6924N
Cummins Signature 600, 15.0L	2003-98	Opt. 42MT HD, w/OCP & IMS	DR	PLGR	12	6924N	
DD 60 Series	2003-92	Opt. 42MT (12V, w/OCP)	DR	DD	12	6513N	6924N
DD 60 Series		Opt. Denso OSGR Repl. For 42MT	ND	OSGR	12	19502N	6924N
DD 60 Series		Opt. Denso PLGR Repl. For 42MT	ND	PLGR	12	18571N	6924N
DD 60 Series		Std. 42MT	DR	DD	12	6356N	6924N
DD Series 60, 11.1L	2003-94	Opt. 42MT HD, w/OCP & IMS	DR	PLGR	12	6924N	
IHC 7.3L (T-444E)	2003-02	37MT (w/OCP, 10-T)	DR	DD	12	6295N	
IHC 7.3L (T-444E)	2001-94	Opt. 37MT (w/OCP, 10-T)	DR	DD	12	6295N	
IHC DT-466	2007-93	Opt. 37MT (w/OCP)	DR	DD	12	6394N	6919N
IHC DT-466	2003-94	Denso OSGR	ND	OSGR	12	18406N	6919N
IHC DT-466	1993-88	37MT - 10T	DR	DD	12	6391N-PT	
IHC DT-466		Opt. Denso OSGR Replacement	ND	OSGR	12	18406N	6919N
IHC DT-466, 7.6L	2003-88	Opt. LN PLGR, 12V, w/OCP & IMS	DR	PLGR	12	6919N	
IHC DT-530	2003-93	Std. 41MT	DR	PLGR	12	6919N	
IHC T-443E (7.3L)	2006-03	38MT 10-T w/IMS	DR	PLGR	12	6834N	
IHC VT-365	2006-02	Opt. 29MT	DR	PLGR	12	6843N	
All Models (By Engine)							
152, 266, 304, 345, 391	1971-57	Std. 10MT	DR	DD	12	4162N	
BD-220 / BD-240 / BD-264	1962-57	12 Volt - Gas	DR	DD	12	4149R	
BD-220 / BD-240 / BD-264		12 Volt - LPG	DR	DD	12	4149R	
BG-241 / BG-265	1970-67	Std. 10MT	DR	DD	12	4149R	
C-160, C-175, C-180	1971-63	Opt. 40MT	DR	DD	12	3974N	6356N
Caterpillar 3406	1970-69	12 Volt	DR	DD	12	3974N	6356N
Caterpillar 3406		24 Volt	DR	DD	24	3745N	6370N
Cummins HB, HRB, HRF	1970-63	Optional	DR	DD	12	3974N	6356N
Cummins HB, HRB, HRF		R.H. Mount	DR	DD	12	3974N	6356N
Cummins NH,NT,NRO,NTO	1971-63	24 Volt	DR	DD	24	3745N	6370N
Cummins NH,NT,NRO,NTO		Opposite Terminals	DR	DD	12	3974N	6356N
Cummins NH,NT,NRO,NTO		Optional	DR	DD	12	3974N	6356N
Cummins NH,NT,NRO,NTO		R.H. Mount	DR	DD	12	3974N	6356N
Cummins Super 250	1970-69	12 Volt	DR	DD	12	3974N	6356N
Cummins Super 250		24 Volt	DR	DD	24	3745N	6370N
Cummins V6-195E	1968-65	Optional	DR	DD	12	3974N	6356N
Cummins V6-195E		Standard	DR	DD	12	3974N	6356N
Cummins V6-200	1964-63	Standard	DR	DD	12	3974N	6356N
Cummins V-903	1970-69	Standard	DR	DD	24	4930N	
D-301 / D-354	1968-63	Std. 35MT	DR	DD	12	6410N-PT	16635N
DD 12V-71	1970-69	50MT, 24V	DR	DD	24	4930N	
DD 6177N	1968-65	Std. 40MT	DR	DD	12	3974N	6356N
DD 6-71 / 6V-71	1970-67	12 Volt	DR	PLGR	12	6924N	
DD 6-71 / 6V-71		Std. 40MT (12V)	DR	PLGR	12	6924N	
DD 6-71 / 6V-71	1966-65	Opt. 40MT	DR	PLGR	12	6924N	
DD 6-71 / 6V-71	1966-63	Std. 40MT	DR	PLGR	12	6924N	
DD 6-71 / 6V-71	1962-57	Std. 40MT	DR	PLGR	12	6924N	
DD 8-71 / 8V-71 / 8V-92	1970-57	Std. 40MT (12V)	DR	PLGR	12	6924N	
IHC DV-462 / 550	1970-65	DV-462	DR	PLGR	12	6919N	
IHC DV-462 / 550		DV-550	DR	PLGR	12	6919N	

STARTERS

STARTERS

ENGINE	YEAR	APPLICATION	Mfg	Type	Volt	PART NO.	OPT. NO.
International (Cont'd)							
All Models (By Engine) (Cont'd)							
IHC DVT-573	1970-65	Std. 40MT	DR	DD	12	3974N	6356N
V8-235 / V8-265 / V8-350	1968-63	Opt. 40MT	DR	DD	12	3974N	6356N
V8-235 / V8-265 / V8-350		Std. 40MT	DR	DD	12	3974N	6356N
C100							
V8 5.0L 4982cc 304cid	1962-61	Std. 10MT Starter	DR	DD	12	4162N	
C1000							
V8 5.0L 4982cc 304cid	1964-63	Std. 10MT Starter	DR	DD	12	4162N	
C102							
V8 5.0L 4982cc 304cid	1962-61	Std. 10MT Starter	DR	DD	12	4162N	
C110							
V8 5.0L 4982cc 304cid	1962-61	Std. 10MT Starter	DR	DD	12	4162N	
C1100							
V8 5.0L 4982cc 304cid	1964-63	Std. 10MT Starter	DR	DD	12	4162N	
V8 5.0L 4983cc 304cid	1964	Std. 10MT Starter	DR	DD	12	4162N	
C112							
V8 5.0L 4982cc 304cid	1962-61	Std. 10MT Starter	DR	DD	12	4162N	
C120							
V8 5.0L 4982cc 304cid	1962-61	Std. 10MT Starter	DR	DD	12	4162N	
C1200							
V8 5.0L 4982cc 304cid	1964-63	Std. 10MT Starter	DR	DD	12	4162N	
V8 5.0L 4983cc 304cid	1964	Std. 10MT Starter	DR	DD	12	4162N	
C122							
V8 5.0L 4982cc 304cid	1962-61	Std. 10MT Starter	DR	DD	12	4162N	
C130							
V8 5.0L 4982cc 304cid	1962-61	Std. 10MT Starter	DR	DD	12	4162N	
C1300							
V8 5.0L 4982cc 304cid	1964-63	Std. 10MT Starter	DR	DD	12	4162N	
C132							
V8 5.0L 4982cc 304cid	1962-61	Std. 10MT Starter	DR	DD	12	4162N	
C900							
L4 2.5L 2491cc 152cid	1964	Std. 10MT Starter	DR	DD	12	4162N	
Cargostar							
Caterpillar 1145 / 1150 / 1160	1979-72	Std. 40MT	DR	PLGR	12	6907N	
Caterpillar 3208	1984-80	Std. 40MT	DR	PLGR	12	6907N	
Caterpillar 3208	1979-75	Std. 40MT	DR	PLGR	12	6907N	
Cummins V-555	1979-72	Standard	DR	PLGR	12	6919N	
Cummins V-555		w/Allison Trans.	DR	DD	12	3974N	6356N
Cummins V8-210		Standard	DR	PLGR	12	6919N	
Cummins V8-210		w/Allison Trans.	DR	DD	12	3974N	6356N
IHC 6.9L	2003-87	Std. 37MT (10-T)	DR	DD	12	6391N-PT	
IHC 9.0L	1987-85	Std. 42MT	DR	PLGR	12	6907N	
IHC 9.0L	1984	Opt.39MT service repl. w/IMS	DR	PLGR	12	6908N	6908N
IHC 9.0L	1980	Std. 40MT	DR	DD	12	3339N	18572N
IHC D-170 / D-190	1979-75	Std. 40MT	DR	PLGR	12	6919N	
IHC DT-466	1987-85	Opt.39MT service repl. w/IMS	DR	PLGR	12	6908N	6908N
IHC DT-466	1984	Opt.39MT service repl. w/IMS	DR	PLGR	12	6908N	6908N
IHC DT-466	1983-80	Std. 40MT	DR	DD	12	3339N	18572N
IHC DT-466	1979-77	Std. 40MT	DR	DD	12	3339N	18572N
IHC DV-462 / 550	1976-72	Std. 40MT	DR	PLGR	12	6919N	
IHC V-304 / 345 / 392	1984	Std. 10MT	DR	DD	12	4162N	
IHC V-304 / 345 / 392	1979-78	Std. 10MT	DR	DD	12	4162N	
IHC V-304 / 345 / 392	1977-72	Std. 10MT	DR	DD	12	4162N	
L6 9.0L 551cid	1984	Opt.39MT service repl. w/IMS	DR	PLGR	12	6908N	6908N
L6 9.0L 551cid	1983-81	Std. 40MT	DR	DD	12	3339N	18572N
V8 5.7L 345cid	1984-81	Std. 10MT	DR	DD	12	4162N	
V8 5.7L 345cid	1983-80	Std. 10MT	DR	DD	12	4162N	
V8 6.4L 392cid	1984	Std. 10MT	DR	DD	12	4162N	
V8 6.4L 392cid	1983-80	Std. 10MT	DR	DD	12	4162N	

STARTERS

ENGINE	YEAR	APPLICATION	Mfg	Type	Volt	PART NO.	OPT. NO.
International (Cont'd)							
Cargostar (Cont'd)							
V8 6.8L 420cid	1986-85	Std. 37MT (10-T)	DR	DD	12	6391N-PT	
CM110							
L4 2.5L 2491cc 152cid	1965-63	Std. 10MT Starter	DR	DD	12	4162N	
L4 2.5L 2491cc 152cid	1962	Std. 10MT Starter	DR	DD	12	4162N	
CM75							
L4 2.5L 2491cc 152cid	1965-62	Std. 10MT Starter	DR	DD	12	4162N	
CM80							
L4 2.5L 2491cc 152cid	1965-62	Std. 10MT Starter	DR	DD	12	4162N	
D1000							
V8 5.0L 4982cc 304cid	1965	Std. 10MT Starter	DR	DD	12	4162N	
D1100							
V8 5.0L 4982cc 304cid	1965	Std. 10MT Starter	DR	DD	12	4162N	
D1200							
V8 5.0L 4982cc 304cid	1965	Std. 10MT Starter	DR	DD	12	4162N	
V8 5.0L 4983cc 304cid		Std. 10MT Starter	DR	DD	12	4162N	
D1300							
V8 5.0L 4982cc 304cid	1965	Std. 10MT Starter	DR	DD	12	4162N	
D300							
V8 4.4L 266cid	1965	Std. 10MT Starter	DR	DD	12	4162N	
D900							
L4 2.5L 2491cc 152cid	1965	Std. 10MT Starter	DR	DD	12	4162N	
DM10							
V8 5.0L 304cid	1972	Std. 10MT Starter	DR	DD	12	4162N	
V8 5.0L 4982cc 304cid		Std. 10MT Starter	DR	DD	12	4162N	
V8 5.0L 4983cc 304cid		Std. 10MT Starter	DR	DD	12	4162N	
V8 6.4L 6424cc 392cid		Std. 10MT Starter	DR	DD	12	4162N	
Fleetstar							
Caterpillar 1160	1976-71	Std. 40MT	DR	PLGR	12	6907N	
Caterpillar 3208	1979-77	Std. 40MT	DR	PLGR	12	6907N	
Caterpillar 3406		Std. 40MT	DR	DD	12	3974N	6356N
Cummins Eng.	1974-71	Opt. 40MT	DR	DD	12	3974N	6356N
Cummins Eng.		Std. 40MT	DR	DD	12	3974N	6356N
Cummins NH,NT,PT, Super 250	1979-75	Opt. 40MT	DR	DD	12	3974N	6356N
Cummins NH,NT,PT, Super 250		Std. 40MT	DR	DD	12	3974N	6356N
DD 6-71N	1979-72	Std. 40MT	DR	DD	12	3974N	6356N
DD 6V-53	1979-75	12-T Drive (Opt.)	DR	DD	12	3339N	18572N
DD 6V-53		12-T Drive (Std.)	DR	DD	12	3339N	18572N
IHC D-190	1979-77	Std. 40MT	DR	PLGR	12	6919N	
IHC DT-466	1979-75	12-T Drive (Opt.)	DR	DD	12	3339N	18572N
IHC DT-466		12-T Drive (Std.)	DR	DD	12	3339N	18572N
IHC DV-550	1979-71	Opt. 40MT	DR	PLGR	12	6919N	
IHC DV-550		Std. 40MT	DR	PLGR	12	6919N	
Loadstar							
Caterpillar 3208	1979-77	Std. 40MT	DR	PLGR	12	6907N	
Cummins C-160B	1979-75	Std. 40MT	DR	DD	12	3974N	6356N
DD 6V-53	1971	Std. 40MT	DR	PLGR	12	6924N	
IHC D-170 / D-190	1979-75	Std. 40MT	DR	PLGR	12	6919N	
IHC DT-466	1979-77	Std. 40MT	DR	DD	12	3339N	18572N
IHC DV-462 / 550	1979-71	Opt. 40MT	DR	PLGR	12	6919N	
IHC DV-462 / 550		Std. 40MT	DR	PLGR	12	6919N	
IHC V-304 / 345 / 392		Std. 10MT	DR	DD	12	4162N	
M Series Van							
L4 2.5L 152cid	1967-61	Std. 10MT Starter	DR	DD	12	4162N	
L6 3.6L 220cid	1967-66	Std. 10MT Starter	DR	DD	12	4149R	
M1100							
L4 2.5L 152cid	1971-68	Std. 10MT Starter	DR	DD	12	4162N	
L4 2.5L 2491cc 152cid	1971-65	Std. 10MT Starter	DR	DD	12	4162N	

STARTERS

STARTERS

ENGINE	YEAR	APPLICATION	Mfg	Type	Volt	PART NO.	OPT. NO.
International (Cont'd)							
M1100 (Cont'd)							
L4 3.2L 196cid	1971	Std. 10MT Starter	DR	DD	12	4162N	
L4 3.2L 3203cc 196cid	1971-67	Std. 10MT Starter	DR	DD	12	4162N	
L4 3.2L 3212cc 196cid	1971	Std. 10MT Starter	DR	DD	12	4162N	
L6 3.6L 220cid	1968	Std. 10MT Starter	DR	DD	12	4149R	
L6 3.6L 3608cc 220cid	1968-66	Std. 10MT Starter	DR	DD	12	4149R	
L6 3.9L 241cid	1970-69	Std. 10MT Starter	DR	DD	12	4149R	
V8 5.0L 304cid	1972-69	Std. 10MT Starter	DR	DD	12	4162N	
V8 5.0L 4982cc 304cid	1972-65	Std. 10MT Starter	DR	DD	12	4162N	
V8 5.0L 4983cc 304cid	1972-69	Std. 10MT Starter	DR	DD	12	4162N	
M1200							
L4 2.5L 2491cc 152cid	1971-65	Std. 10MT Starter	DR	DD	12	4162N	
L4 3.2L 3203cc 196cid	1971-67	Std. 10MT Starter	DR	DD	12	4162N	
L6 3.6L 220cid	1968	Std. 10MT Starter	DR	DD	12	4149R	
L6 3.6L 3608cc 220cid	1968-66	Std. 10MT Starter	DR	DD	12	4149R	
L6 3.9L 241cid	1970-68	Std. 10MT Starter	DR	DD	12	4149R	
V8 4.4L 266cid	1968	Std. 10MT Starter	DR	DD	12	4162N	
V8 5.0L 304cid	1972-69	Std. 10MT Starter	DR	DD	12	4162N	
V8 5.0L 4982cc 304cid		Std. 10MT Starter	DR	DD	12	4162N	
V8 5.0L 4983cc 304cid		Std. 10MT Starter	DR	DD	12	4162N	
M1400							
L6 3.6L 3608cc 220cid	1967-66	Std. 10MT Starter	DR	DD	12	4149R	
L6 3.9L 241cid	1969	Std. 10MT Starter	DR	DD	12	4149R	
V8 5.0L 304cid		Std. 10MT Starter	DR	DD	12	4162N	
V8 5.0L 4982cc 304cid	1967-65	Std. 10MT Starter	DR	DD	12	4162N	
V8 5.0L 4983cc 304cid	1969	Std. 10MT Starter	DR	DD	12	4162N	
M700							
L4 2.5L 2491cc 152cid	1967-65	Std. 10MT Starter	DR	DD	12	4162N	
L6 3.6L 3608cc 220cid	1967-66	Std. 10MT Starter	DR	DD	12	4149R	
M800							
L4 2.5L 152cid	1971-68	Std. 10MT Starter	DR	DD	12	4162N	
L4 2.5L 2491cc 152cid	1971-65	Std. 10MT Starter	DR	DD	12	4162N	
L4 3.2L 3203cc 196cid	1971-67	Std. 10MT Starter	DR	DD	12	4162N	
L6 3.6L 220cid	1968	Std. 10MT Starter	DR	DD	12	4149R	
L6 3.6L 3608cc 220cid	1968-66	Std. 10MT Starter	DR	DD	12	4149R	
L6 3.9L 241cid	1970-69	Std. 10MT Starter	DR	DD	12	4149R	
V8 5.0L 304cid	1971-69	Std. 10MT Starter	DR	DD	12	4162N	
V8 5.0L 4982cc 304cid		Std. 10MT Starter	DR	DD	12	4162N	
V8 5.0L 4983cc 304cid		Std. 10MT Starter	DR	DD	12	4162N	
M800 Navy							
L4 3.2L 3203cc 196cid	1969	Std. 10MT Starter	DR	DD	12	4162N	
L6 3.9L 241cid		Std. 10MT Starter	DR	DD	12	4149R	
V8 5.0L 304cid		Std. 10MT Starter	DR	DD	12	4162N	
V8 5.0L 4982cc 304cid		Std. 10MT Starter	DR	DD	12	4162N	
V8 5.0L 4983cc 304cid		Std. 10MT Starter	DR	DD	12	4162N	
M800 Post Office							
L4 2.5L 152cid	1971	Std. 10MT Starter	DR	DD	12	4162N	
L4 2.5L 2491cc 152cid		Std. 10MT Starter	DR	DD	12	4162N	
L4 3.2L 3203cc 196cid	1971-69	Std. 10MT Starter	DR	DD	12	4162N	
L6 3.9L 241cid	1970-69	Std. 10MT Starter	DR	DD	12	4149R	
V8 5.0L 304cid	1972-69	Std. 10MT Starter	DR	DD	12	4162N	
V8 5.0L 4982cc 304cid		Std. 10MT Starter	DR	DD	12	4162N	
V8 5.0L 4983cc 304cid		Std. 10MT Starter	DR	DD	12	4162N	
MA1200							
L4 3.2L 3203cc 196cid	1971-67	Std. 10MT Starter	DR	DD	12	4162N	
L6 3.6L 220cid	1968	Std. 10MT Starter	DR	DD	12	4149R	
L6 3.6L 3608cc 220cid	1968-67	Std. 10MT Starter	DR	DD	12	4149R	
L6 3.9L 241cid	1970-68	Std. 10MT Starter	DR	DD	12	4149R	
V8 4.4L 266cid	1968	Std. 10MT Starter	DR	DD	12	4162N	
V8 5.0L 304cid	1971-69	Std. 10MT Starter	DR	DD	12	4162N	
V8 5.0L 4982cc 304cid	1971-67	Std. 10MT Starter	DR	DD	12	4162N	
V8 5.0L 4983cc 304cid	1971-69	Std. 10MT Starter	DR	DD	12	4162N	

STARTERS

ENGINE	YEAR	APPLICATION	Mfg	Type	Volt	PART NO.	OPT. NO.
International (Cont'd)							
MHC1310							
V8 5.0L 304cid	1974	Std. 10MT Starter	DR	DD	12	4162N	
V8 5.0L 4982cc 304cid		Std. 10MT Starter	DR	DD	12	4162N	
V8 5.0L 4983cc 304cid		Std. 10MT Starter	DR	DD	12	4162N	
MS							
V8 6.4L 392cid	1975	Std. 10MT Starter	DR	DD	12	4162N	
MS1210							
V8 5.0L 304cid	1974-72	Std. 10MT Starter	DR	DD	12	4162N	
V8 5.0L 4982cc 304cid		Std. 10MT Starter	DR	DD	12	4162N	
V8 5.0L 4983cc 304cid		Std. 10MT Starter	DR	DD	12	4162N	
V8 6.4L 6424cc 392cid		Std. 10MT Starter	DR	DD	12	4162N	
Paystar							
Caterpillar 3208	1982-80	Std. 40MT	DR	PLGR	12	6907N	
Caterpillar 3208	1979-77	Std. 40MT	DR	PLGR	12	6907N	
Caterpillar 3306	1982-80	Std. 40MT	DR	PLGR	12	6907N	
Caterpillar 3306	1979-77	Std. 40MT	DR	DD	12	3339N	18572N
Cummins Eng.	1989-84	12 Volt	DR	DD	12	6356N	6924N
Cummins Eng.		42MT, 24Volt	DR	DD	24	6370N	6853N
Cummins Eng.		Opt.39MT service repl., 24V / 11T	DR	PLGR	24	6819N	
Cummins Eng.	1983-80	12 Volt	DR	DD	12	3974N	6356N
Cummins Eng.		24 Volt	DR	DD	24	3745N	6370N
Cummins Eng.	1979-77	12 Volt	DR	DD	12	3974N	6356N
Cummins Eng.		24 Volt	DR	DD	24	3745N	6370N
DD 6V-71	1989-84	12 Volt	DR	DD	12	6356N	6924N
DD 6V-71		42MT, 24Volt	DR	DD	24	6370N	6853N
DD 6V-71		Opt.39MT service repl., 24V / 11T	DR	PLGR	24	6819N	
DD 6V-71	1983	12 Volt	DR	DD	12	3974N	6356N
DD 6V-71		24 Volt	DR	DD	24	3745N	6370N
DD 6V-71	1982-80	Opt. 40MT	DR	DD	12	3974N	6356N
DD 6V-71		Std. 40MT	DR	DD	12	3974N	6356N
DD 6V-71	1979-77	Std. 40MT	DR	DD	12	3974N	6356N
DD 6V-92	1989-84	12 Volt	DR	DD	12	6356N	6924N
DD 6V-92		42MT, 24Volt	DR	DD	24	6370N	6853N
DD 6V-92		Opt.39MT service repl., 24V / 11T	DR	PLGR	24	6819N	
DD 6V-92	1983	12 Volt	DR	DD	12	3974N	6356N
DD 6V-92		24 Volt	DR	DD	24	3745N	6370N
DD 6V-92	1982-80	Opt. 40MT	DR	DD	12	3974N	6356N
DD 6V-92		Std. 40MT	DR	DD	12	3974N	6356N
DD 8V-71	1985-84	12 Volt	DR	DD	12	6356N	6924N
DD 8V-71		42MT, 24Volt	DR	DD	24	6370N	6853N
DD 8V-71		Opt.39MT service repl., 24V / 11T	DR	PLGR	24	6819N	
DD 8V-71	1983	24 Volt	DR	DD	24	3745N	6370N
DD 8V-71	1983-80	12 Volt	DR	DD	12	3974N	6356N
DD 8V-71	1982-77	24 Volt	DR	DD	24	3745N	6370N
DD 8V-71	1979-77	12 Volt	DR	DD	12	3974N	6356N
DD 8V-92	1989-84	42MT, 24Volt	DR	DD	24	6370N	6853N
DD 8V-92		Opt.39MT service repl., 24V / 11T	DR	PLGR	24	6819N	
DD 8V-92	1983-80	Opt. 40MT	DR	DD	24	3745N	6370N
DD 8V-92		Opt. 50MT	DR	DD	24	4930N	
DD 8V-92		Std. 40MT	DR	DD	24	3745N	6370N
DD 8V-92		Std. 50MT	DR	DD	24	4930N	
IHC DT-466	1989-84	Opt.39MT service repl. w/IMS	DR	PLGR	12	6908N	6908N
IHC DT-466	1983-80	Opt. 40MT	DR	DD	12	3339N	18572N
IHC DT-466		Opt. 40MT	DR	DD	12	3974N	6356N
IHC DT-466		Std. 40MT	DR	DD	12	3339N	18572N
IHC DT-466	1979-77	Std. 40MT	DR	DD	12	3339N	18572N
IHC V-800	1984	Opt.39MT service repl. w/IMS	DR	PLGR	12	6908N	6908N
IHC V-800	1983	24 Volt	DR	DD	24	3745N	6370N
IHC V-800		Opt. 40MT, 12 Volt	DR	DD	12	3339N	18572N
IHC V-800	1983-80	12 Volt	DR	DD	12	3974N	6356N
IHC V-800	1982-77	24 Volt	DR	DD	24	3745N	6370N
IHC V-800	1979-77	12 Volt	DR	DD	12	3974N	6356N
S Series							
Caterpillar 3208	1984-80	Std. 40MT	DR	PLGR	12	6907N	
Caterpillar 3208	1979-77	Std. 40MT	DR	PLGR	12	6907N	

STARTERS

STARTERS

ENGINE	YEAR	APPLICATION	Mfg	Type	Volt	PART NO.	OPT. NO.
International (Cont'd)							
S Series (Cont'd)							
Caterpillar 3406	1984	Opt. 42MT	DR	DD	12	6356N	6924N
Caterpillar 3406		Std. 42MT	DR	DD	12	6356N	6924N
Caterpillar 3406	1983-80	Opt. 40MT	DR	DD	12	3974N	6356N
Caterpillar 3406		Std. 40MT	DR	DD	12	3974N	6356N
Caterpillar 3406	1979-77	Std. 40MT	DR	DD	12	3974N	6356N
Cummins Eng.		Std. 40MT	DR	DD	12	3974N	6356N
Cummins L-10	1987-85	12 Volt	DR	DD	12	6356N	6924N
Cummins L-10		42MT, 24Volt	DR	DD	24	6370N	6853N
Cummins L-10		Opt.39MT service repl., 24V / 11T	DR	PLGR	24	6819N	
Cummins NTC-855	1987-84	12 Volt	DR	DD	12	6356N	6924N
Cummins NTC-855	1987-80	24 Volt	DR	DD	24	3745N	6370N
Cummins NTC-855	1983-80	12 Volt	DR	DD	12	3974N	6356N
DD 6V-71	1987-84	12 Volt	DR	DD	12	6356N	6924N
DD 6V-71		42MT, 24Volt	DR	DD	24	6370N	6853N
DD 6V-71		Opt.39MT service repl., 24V / 11T	DR	PLGR	24	6819N	
DD 6V-71	1984-80	12 Volt	DR	DD	12	3974N	6356N
DD 6V-71	1983-80	12 Volt	DR	DD	12	3974N	6356N
DD 6V-71		24 Volt	DR	DD	24	3745N	6370N
DD 6V-71	1979-77	12 Volt	DR	DD	12	3974N	6356N
DD 6V-92	1987-84	12 Volt	DR	DD	12	6356N	6924N
DD 6V-92		42MT, 24Volt	DR	DD	24	6370N	6853N
DD 6V-92		Opt.39MT service repl., 24V / 11T	DR	PLGR	24	6819N	
DD 6V-92	1983-80	12 Volt	DR	DD	12	3974N	6356N
DD 6V-92		24 Volt	DR	DD	24	3745N	6370N
DD 8V-71	1984	12 Volt	DR	DD	12	6356N	6924N
DD 8V-71		42MT, 24Volt	DR	DD	24	6370N	6853N
DD 8V-71		Opt.39MT service repl., 24V / 11T	DR	PLGR	24	6819N	
DD 8V-71	1983-80	12 Volt	DR	DD	12	3974N	6356N
DD 8V-71		24 Volt	DR	DD	24	3745N	6370N
IHC 6.9L	1987-85	Std. 37MT	DR	DD	12	6391N-PT	
IHC 7.3L (T-444E)		Std. 37MT (12-T)	DR	DD	12	6380N-PT	6907N
IHC 9.0L	1987-84	Opt. 42MT	DR	PLGR	12	6907N	
IHC 9.0L		Opt.39MT service repl. w/I MS	DR	PLGR	12	6908N	6908N
IHC 9.0L		Std. 42MT	DR	PLGR	12	6907N	
IHC 9.0L	1983-80	Opt. 40MT	DR	DD	12	3339N	18572N
IHC 9.0L		Opt. 40MT	DR	PLGR	12	6919N	
IHC 9.0L		Std. 40MT	DR	PLGR	12	6919N	
IHC DT-360	1987-85	Std. 37MT (12-T)	DR	DD	12	6380N-PT	6907N
IHC DT-466	1987-84	Opt.39MT service repl. w/I MS	DR	PLGR	12	6908N	6908N
IHC DT-466	1983-80	Opt. 40MT	DR	DD	12	3339N	18572N
IHC DT-466		Std. 40MT	DR	DD	12	3339N	18572N
IHC DT-466	1979-77	Std. 40MT	DR	DD	12	3339N	18572N
IHC V-345 / 392	1984-83	Std. 10MT	DR	DD	12	4162N	
IHC V-345 / 392	1982-80	Std. 10MT	DR	DD	12	4162N	
IHC V-800	1979-77	Std. 40MT	DR	DD	12	3974N	6356N
Scout							
L4 2.5L 152cid	1971-68	Std. 10MT Starter	DR	DD	12	4162N	
L4 2.5L 2491cc 152cid	1971-61	Std. 10MT Starter	DR	DD	12	4162N	
L4 3.2L 196cid	1970-68	Std. 10MT Starter	DR	DD	12	4162N	
L4 3.2L 3203cc 196cid	1970-67	Std. 10MT Starter	DR	DD	12	4162N	
L4 3.2L 3212cc 196cid		Std. 10MT Starter	DR	DD	12	4162N	
L6 4.3L 265cid	1970-69	Std. 10MT Starter	DR	DD	12	4149R	
V8 4.4L 266cid	1968	Std. 10MT Starter	DR	DD	12	4162N	
V8 5.0L 304cid	1970-69	Std. 10MT Starter	DR	DD	12	4162N	
V8 5.0L 4982cc 304cid		Std. 10MT Starter	DR	DD	12	4162N	
V8 5.0L 4983cc 304cid		Std. 10MT Starter	DR	DD	12	4162N	
Scout II							
L4 2.5L 2491cc 152cid	1971	Std. 10MT Starter	DR	DD	12	4162N	
L4 3.2L 196cid	1980-71	Std. 10MT Starter	DR	DD	12	4162N	
L4 3.2L 3203cc 196cid	1974-71	Std. 10MT Starter	DR	DD	12	4162N	
L4 3.2L 3212cc 196cid		Std. 10MT Starter	DR	DD	12	4162N	
L6 4.2L 258cid	1973	Std. 10MT Starter	DR	DD	12	4162N	
L6 4.2L 4228cc 258cid	1974-72	Std. 10MT Starter	DR	DD	12	4162N	
L6 4.2L 4229cc 258cid	1973	Std. 10MT Starter	DR	DD	12	4162N	
V8 5.0L 304cid	1980-71	Std. 10MT Starter	DR	DD	12	4162N	

STARTERS

ENGINE	YEAR	APPLICATION	Mfg	Type	Volt	PART NO.	OPT. NO.
International (Cont'd)							
Scout II (Cont'd)							
V8 5.0L 4982cc 304cid	1974-71	Std. 10MT Starter	DR	DD	12	4162N	
V8 5.0L 4983cc 304cid		Std. 10MT Starter	DR	DD	12	4162N	
V8 5.7L 345cid	1974-72	Std. 10MT Starter	DR	DD	12	4162N	
V8 6.4L 392cid	1975	Std. 10MT Starter	DR	DD	12	4162N	
Transtar							
Caterpillar 3406	1987-75	12 Volt	DR	DD	12	6356N	6924N
Caterpillar 3406		42MT, 24Volt	DR	DD	24	6370N	6853N
Caterpillar 3406		Opt.39MT service repl., 24V / 11T	DR	PLGR	24	6819N	
Caterpillar 3406	1984	12 Volt	DR	DD	12	6356N	6924N
Caterpillar 3406		24 Volt	DR	DD	24	3745N	6370N
Caterpillar 3406	1983-80	12 Volt	DR	DD	12	3974N	6356N
Caterpillar 3406		24 Volt	DR	DD	24	3745N	6370N
Caterpillar 3406	1979-71	12 Volt	DR	DD	12	3974N	6356N
Caterpillar 3406		24 Volt	DR	DD	24	3745N	6370N
Caterpillar 3408	1987-75	12 Volt	DR	DD	12	6356N	6924N
Caterpillar 3408		42MT, 24Volt	DR	DD	24	6370N	6853N
Caterpillar 3408		Opt.39MT service repl., 24V / 11T	DR	PLGR	24	6819N	
Caterpillar 3408	1984	12 Volt	DR	DD	12	6356N	6924N
Caterpillar 3408		24 Volt	DR	DD	24	3745N	6370N
Caterpillar 3408	1983-80	12 Volt	DR	DD	12	3974N	6356N
Caterpillar 3408		24 Volt	DR	DD	24	3745N	6370N
Cummins Eng.	1987-85	All Exc. KT (12V)	DR	DD	12	6356N	6924N
Cummins Eng.	1984	All Exc. KT (12V)	DR	DD	12	6356N	6924N
Cummins Eng.		All Exc. KT (24V)	DR	DD	24	3745N	6370N
Cummins Eng.	1983-80	All Exc. KT (12V)	DR	DD	12	3974N	6356N
Cummins Eng.		All Exc. KT (24V)	DR	DD	24	3745N	6370N
Cummins Eng., Exc. KT	1987-85	50 MT, 24Volt	DR	DD	24	4930N	
Cummins Eng., Exc. KT		42MT, 24Volt	DR	DD	24	6370N	6853N
Cummins Eng., Exc. KT		Opt.39MT service repl., 24V / 11T	DR	PLGR	24	6819N	
Cummins K / KT / KTA	1979-75	Std. 40MT	DR	DD	24	3745N	6370N
Cummins NH / NTA / NTC		12 Volt	DR	DD	12	3974N	6356N
Cummins NH / NTA / NTC		24 Volt	DR	DD	24	3745N	6370N
Cummins NH / NTA / NTC	1974-71	Opt. 40MT	DR	DD	24	3745N	6370N
Cummins NH / NTA / NTC		Opt. 40MT	DR	DD	12	3974N	6356N
Cummins NH / NTA / NTC		Std. 40MT	DR	DD	12	3974N	6356N
Cummins Super 250	1979-75	12 Volt	DR	DD	12	3974N	6356N
Cummins Super 250		24 Volt	DR	DD	24	3745N	6370N
Cummins Super 250	1974-71	Opt. 40MT	DR	DD	24	3745N	6370N
Cummins Super 250		Opt. 40MT	DR	DD	12	3974N	6356N
Cummins Super 250		Std. 40MT	DR	DD	12	3974N	6356N
Cummins V-903	1979-71	Std. 40MT (12V)	DR	PLGR	12	6924N	
DD 12V-71	1976-71	50MT, 24V	DR	DD	24	4930N	
DD 6V-71		Opt. 40MT	DR	DD	12	3974N	6356N
DD 6V-71		Opt. 40MT	DR	PLGR	12	6924N	
DD 6V-71		Std. 40MT	DR	PLGR	12	6924N	
DD 6V-92	1987-84	24 Volt	DR	DD	24	3745N	6370N
DD 6V-92	1987-80	12 Volt	DR	DD	12	6356N	6924N
DD 6V-92		42MT, 24Volt	DR	DD	24	6370N	6853N
DD 6V-92		Opt.39MT service repl., 24V / 11T	DR	PLGR	24	6819N	
DD 6V-92	1983-80	12 Volt	DR	DD	12	3974N	6356N
DD 6V-92		24 Volt	DR	DD	24	3745N	6370N
DD 8V-71	1987-80	12 Volt	DR	DD	12	3974N	6356N
DD 8V-71		12 Volt	DR	DD	12	6356N	6924N
DD 8V-71		24 Volt	DR	DD	24	3745N	6370N
DD 8V-71		42MT, 24Volt	DR	DD	24	6370N	6853N
DD 8V-71		Opt.39MT service repl., 24V / 11T	DR	PLGR	24	6819N	
DD 8V-71	1979-71	12 Volt	DR	DD	12	3974N	6356N
DD 8V-71		24 Volt	DR	DD	24	3745N	6370N
DD 8V-92	1987-84	42MT, 24Volt	DR	DD	24	6370N	6853N
DD 8V-92		Opt.39MT service repl., 24V / 11T	DR	PLGR	24	6819N	
DD 8V-92	1983-80	Opt. 40MT	DR	DD	24	3745N	6370N
DD 8V-92		Opt. 50MT	DR	DD	24	4930N	
DD 8V-92		Std. 40MT	DR	DD	24	3745N	6370N
DD 8V-92		Std. 50MT	DR	DD	24	4930N	
DD 8V-92	1979-71	Std. 40MT	DR	DD	24	3745N	6370N

STARTERS

STARTERS

ENGINE	YEAR	APPLICATION	Mfg	Type	Volt	PART NO.	OPT. NO.
International (Cont'd)							
Transtar (Cont'd)							
IHC V-800	1987-84	Opt.39MT service repl. w/IMS	DR	PLGR	12	6908N	6908N
IHC V-800	1983	24 Volt	DR	DD	24	3745N	6370N
IHC V-800		Opt. 40MT, 12 Volt	DR	DD	12	3339N	18572N
IHC V-800	1983-80	12 Volt	DR	DD	12	3974N	6356N
IHC V-800	1982-80	24 Volt	DR	DD	24	3745N	6370N
IHC V-800	1979-75	Std. 40MT	DR	DD	12	3974N	6356N
Travelall							
V8 5.0L 304cid	1975	Std. 10MT Starter	DR	DD	12	4162N	
V8 6.4L 392cid		Std. 10MT Starter	DR	DD	12	4162N	
Unitstar							
Cummins Eng.	1974-71	Opt. 40MT	DR	DD	12	3974N	6356N
Cummins Eng.		Std. 40MT	DR	DD	12	3974N	6356N
DD 12V-71		50MT, 24V	DR	DD	24	4930N	
DD 6V-71		Opt. 40MT	DR	DD	12	3974N	6356N
DD 6V-71		Opt. 40MT	DR	PLGR	12	6924N	
DD 6V-71		Std. 40MT	DR	PLGR	12	6924N	
DD 8V-71		12 Volt	DR	DD	12	3974N	6356N
DD 8V-71		24 Volt	DR	DD	24	3745N	6370N
Isuzu							
6SD1 Engine							
6SD1 Diesel	All	Denso OSGR, 24V / 11T, 5.5kW	ND	OSGR	24	19516N	
EVR							
Isuzu 5.8L - 6BD1 Eng.	1993-86	Denso OSGR, 11T, 3.0kW	ND	OSGR	12	16881N	
Isuzu 7.1L - 6HE1 Eng.	1998-94	Denso System	ND	OSGR	12	18136N	
FRR							
GM 7.8L (476) Diesel	2007-99	Denso System	ND	OSGR	12	18136N	
L6 7.1L 435cid	1998-95	Denso System	ND	OSGR	12	18136N	
L6 7.8L 475cid	2008-00	Isuzu 6HK1 Diesel., Denso System	ND	OSGR	12	18136N	
FSR							
6 Cyl. 5.8L 353cid	1992	Denso OSGR, 11T, 3.0kW	ND	OSGR	12	16881N	
GM 7.8L (476) Diesel	2007-03	Denso System	ND	OSGR	12	18136N	
Isuzu 5.8L - 6BD1 Eng.	1993-86	Denso OSGR, 11T, 3.0kW	ND	OSGR	12	16881N	
Isuzu 6.5L - 6BG1 Eng.	1986	Denso OSGR, 11T, 3.0kW	ND	OSGR	12	16881N	
L6 5.8L 353cid	1991-87	Denso OSGR, 11T, 3.0kW	ND	OSGR	12	16881N	
L6 6.5L 396cid	1993-87	Denso OSGR, 11T, 3.0kW	ND	OSGR	12	16881N	
L6 7.1L 435cid	1998-94	Denso System	ND	OSGR	12	18136N	
L6 7.8L 475cid	2002-99	Denso System	ND	OSGR	12	18136N	
FTR							
Isuzu 5.8L - 6BD1 Eng.	1993-86	Denso OSGR, 11T, 3.0kW	ND	OSGR	12	16881N	
Isuzu 6.5L - 6BG1 Eng.	1989-86	Denso OSGR, 11T, 3.0kW	ND	OSGR	12	16881N	
Isuzu 7.1L - 6HE1 Eng.	1994	Denso System	ND	OSGR	12	18136N	
L6 5.8L 353cid	1991-88	Denso OSGR, 11T, 3.0kW	ND	OSGR	12	16881N	
L6 6.5L 396cid	1993-90	Denso OSGR, 11T, 3.0kW	ND	OSGR	12	16881N	
L6 7.1L 435cid	1998-95	Denso System	ND	OSGR	12	18136N	
L6 7.8L 475cid	2007-99	Denso System	ND	OSGR	12	18136N	
FVR							
Isuzu 6.5L - 6BG1 Eng.	1993-86	Denso OSGR, 11T, 3.0kW	ND	OSGR	12	16881N	
Isuzu 7.1L - 6HE1 Eng.	1994	Denso System	ND	OSGR	12	18136N	
L6 6.5L 396cid	1992-90	Denso OSGR, 11T, 3.0kW	ND	OSGR	12	16881N	
L6 7.1L 435cid	1998-95	Denso System	ND	OSGR	12	18136N	
L6 7.8L 475cid	2007-99	Denso System	ND	OSGR	12	18136N	
NPR							
L4 3.9L 236cid	1997-86	Denso OSGR, 11T, 3.0kW	ND	OSGR	12	16881N	
L4 4.8L 290cid	2004-99	Denso OSGR, 11T, CCW	ND	OSGR	12	18500N	
L4 5.2L 317cid	2006-05	Denso OSGR, 11T, CCW	ND	OSGR	12	18500N	
NQR							
L4 4.8L 290cid	2004-99	Denso OSGR, 11T, CCW	ND	OSGR	12	18500N	
L4 5.2L 317cid	2006-05	Denso OSGR, 11T, CCW	ND	OSGR	12	18500N	

STARTERS

ENGINE	YEAR	APPLICATION	Mfg	Type	Volt	PART NO.	OPT. NO.
Isuzu (Cont'd)							
NRR							
Isuzu 6.5L - 6BG1 Eng.	1995-84	Denso OSGR, 11T, 3.0kW	ND	OSGR	12	16881N	
L6 6.5L 396cid	1994-88	Denso OSGR, 11T, 3.0kW	ND	OSGR	12	16881N	
Iveco							
110.17							
MIDR 06.02.12	1991-85	BO PLGR, 24V/10T	BO	PLGR	24	30127N	
110.16A							
BF6L913	1991-86	BO / DD, 24V / 9T	BO	DD	24	17073N	
BF6L913		BO / PLGR, Opt. HD, Serv. Replacement	BO	PLGR	24	19801N	
130.13A							
F6L913	1984-83	BO / DD, 12V/9T	BO	DD	12	17075N	
130.16A							
BF6L913	1991-86	BO / DD, 24V / 9T	BO	DD	24	17073N	
BF6L913		BO / PLGR, Opt. HD, Serv. Replacement	BO	PLGR	24	19801N	
75.9A							
F4L913	1986-85	BO / DD, 12V/9T	BO	DD	12	17075N	
F4L913	1984-83	BO / DD, 12V/9T	BO	DD	12	17074N	
80.13A							
F6L913	1984-83	BO / DD, 12V/9T	BO	DD	12	17075N	
80.16A							
BF6L913	1991-86	BO / DD, 24V / 9T	BO	DD	24	17073N	
BF6L913		BO / PLGR, Opt. HD, Serv. Replacement	BO	PLGR	24	19801N	
80.9A							
F4L913	1986-84	BO / DD, 12V/9T	BO	DD	12	17075N	
F4L913	1983	BO / DD, 12V/9T	BO	DD	12	17074N	
90.13A							
F6L913	1984-83	BO / DD, 12V/9T	BO	DD	12	17075N	
90.9A							
F4L913	1986-85	BO / DD, 12V/9T	BO	DD	12	17075N	
F4L913	1984-83	BO / DD, 12V/9T	BO	DD	12	17074N	
Aifo Series							
9.5L	1989	41.97, BO / DD, 24V/11T	BO	DD	24	19784N	
9.5L		5100, BO / DD, 24V/11T	BO	DD	24	19784N	
Euro Series							
8060 Fiat Diesel	1991-89	BO / DD, 12V/9T	BO	DD	12	17092N	
8060 Fiat Diesel		Iskra / DD, 12V/9T	BO	DD	12	17092N	
8060 Fiat Diesel		Marelli /DD, 12V/9T	BO	DD	12	17092N	
Z Series							
8060 Fiat Diesel	1988-81	BO / DD, 12V/9T	BO	DD	12	17092N	
8060 Fiat Diesel		Iskra / DD, 12V/9T	BO	DD	12	17092N	
8060 Fiat Diesel		Marelli /DD, 12V/9T	BO	DD	12	17092N	
All Eng.	1986-83	Bosch DD, 12V/ 9T, 3.0kW	BO	DD	12	18029N	
John Deere							
8955T / A							
Various Eng.	All	50 MT, 24Volt	DR	DD	24	4930N	
Various Eng.		Delco System	DR	DD	12	3974N	6356N
Kenworth							
All Models (By Engine)							
Caterpillar Eng.	1974-62	1673, Delco System	DR	DD	24	3745N	6370N
Caterpillar Eng.		1676, Delco System	DR	DD	24	3948N	6360N
Cummins Eng.	1974-68	24 Volt, Std. 40MT	DR	DD	24	3745N	6370N
Cummins Eng.		Opt. 12 Volt	DR	DD	12	3974N	6356N
Cummins Eng.		Std. 12 Volt	DR	DD	12	3974N	6356N
Cummins Eng.		Super 250 Only	DR	DD	24	4930N	
Cummins Eng.		V8-210 Only	DR	DD	12	3339N	18572N
Cummins Eng.		V8-225 Only	DR	DD	12	3974N	6356N

STARTERS

ENGINE	YEAR	APPLICATION	Mfg	Type	Volt	PART NO.	OPT. NO.
Kenworth (Cont'd)							
All Models (By Engine) (Cont'd)							
Cummins Eng.	1974-68	V-903 Only	DR	DD	24	3745N	6370N
Cummins Eng.	1967-61	12 Volt	DR	DD	12	3974N	6356N
Cummins Eng.		24 Volt, Std. 40MT	DR	DD	24	3745N	6370N
DD 12V-71	1974-68	50 MT, 24Volt	DR	DD	24	4930N	
Detroit Diesel Eng.		8V-71	DR	DD	24	3745N	6370N
Detroit Diesel Eng.		8V-71	DR	DD	12	3974N	6356N
Detroit Diesel Eng.	1967-62	12V-71	DR	DD	24	4930N	
Detroit Diesel Eng.		4171N	DR	PLGR	12	6924N	
Detroit Diesel Eng.		6171, Std. 40MT	DR	PLGR	12	6924N	
Detroit Diesel Eng.		6V-71, Std. 40MT	DR	DD	24	3745N	6370N
Detroit Diesel Eng.		8V-71	DR	DD	12	3974N	6356N
Detroit Diesel Eng.		8V-71, Std. 40MT	DR	DD	24	3745N	6370N
C500							
6 Cyl. 10.3L 10308cc 629cid	2003-97	Caterpillar C-10, Std. 42MT, 12V, w/o OCP	DR	DD	12	6511N	6924N
6 Cyl. 11.1L 11070cc 675cid		DD 60 Series, Std. 42MT, 12V, w/o OCP	DR	DD	12	6511N	6924N
6 Cyl. 14.6L 14594cc 890cid		Caterpillar 3406, Std. 42MT, 12V, w/o OCP	DR	DD	12	6511N	6924N
Cat. 3306	1984	Opt. 39MT service repl., 24V / 12T, w/IMS	DR	PLGR	24	6823N	
Cat. 3306		Opt. 39MT service repl., rotatable DEH, 24V / 12T, w/IMS	DR	PLGR	24	6823N	
Caterpillar 1693	1979-73	Std. 50MT	DR	DD	24	4897N	
Caterpillar 3176	2003-01	Opt 42MT, 12V, w/OCP	DR	DD	12	6554N	6924N
Caterpillar 3176	2003-91	Opt. Denso PLGR Replacement	ND	PLGR	12	18571N	6924N
Caterpillar 3176		Std. 42MT, 12V, w/o OCP	DR	DD	12	6511N	6924N
Caterpillar 3176	2000-91	Opt. 42MT (w/OCP)	DR	DD	12	6554N	6924N
Caterpillar 3306	1995-86	Opt. 42MT (w/OCP)	DR	DD	12	6566N	
Caterpillar 3306		Std. 42MT	DR	DD	12	6516N	6566N
Caterpillar 3306	1985	Delco 42MT	DR	DD	12	6371N	6907N
Caterpillar 3306		Opt. 40MT	DR	DD	12	3339N	18572N
Caterpillar 3306	1985-84	Opt. 42MT	DR	DD	12	6516N	6566N
Caterpillar 3306	1984	Opt. 39MT service repl., 24V / 12T, w/o IMS	DR	PLGR	24	6826N	6823N
Caterpillar 3306		Opt. 42MT	DR	DD	24	6363N	6823N
Caterpillar 3306		Std. 40MT	DR	DD	12	3339N	18572N
Caterpillar 3306	1983-80	12 Volt	DR	PLGR	12	6907N	
Caterpillar 3306		24 Volt	DR	DD	24	3948N	6360N
Caterpillar 3406	2003-91	Opt. Denso PLGR Replacement	ND	PLGR	12	18571N	6924N
Caterpillar 3406	2003-84	Opt. 42MT (w/OCP)	DR	DD	12	6554N	6924N
Caterpillar 3406	1985-84	Opt. 42MT (24V)	DR	DD	24	6370N	6853N
Caterpillar 3406		Opt. 50MT	DR	DD	24	4930N	
Caterpillar 3406		Opt.39MT service repl., 24V / 11T	DR	PLGR	24	6819N	
Caterpillar 3406		Std. 42MT	DR	DD	12	6356N	6924N
Caterpillar 3406	1983-82	Std. 40MT	DR	DD	12	3974N	6356N
Caterpillar 3406	1981-80	Std. 42MT	DR	DD	24	3745N	6370N
Caterpillar 3406	1979-73	Std. 40MT	DR	DD	24	3745N	6370N
Caterpillar 3408	1985-84	Std. 50MT	DR	DD	24	4930N	
Caterpillar 3408	1983-82	Std. 50MT	DR	DD	24	4930N	
Caterpillar 3408	1979-77	Std. 50MT	DR	DD	24	4930N	
Caterpillar C-10	2003-96	Opt. 39MT (HD Version, w/IMS, w/OCP)	DR	PLGR	12	6912N	6924N
Caterpillar C-10		Opt. 42MT (w/OCP)	DR	DD	12	6554N	6924N
Caterpillar C-10		Opt. Denso PLGR Replacement	ND	PLGR	12	18571N	6924N
Caterpillar C-10		Opt.39MT Serv. Repl., w/IMS, OCP & Rot. DEH	DR	PLGR	12	6924N	
Caterpillar C-11	2007-04	Opt. 39MT (HD Version, w/IMS, w/OCP)	DR	PLGR	12	6912N	6924N
Caterpillar C-11		Opt. 42MT (w/OCP)	DR	DD	12	6554N	6924N
Caterpillar C-11		Opt. Denso OSGR Replacement	ND	OSGR	12	19501N	6924N
Caterpillar C-11		Opt.39MT Serv. Repl., w/IMS, OCP & Rot. DEH	DR	PLGR	12	6924N	
Caterpillar C-11		Std. 42MT, 12V, w/o OCP	DR	DD	12	6511N	6924N
Caterpillar C-12	2003-96	Opt. 39MT (HD Version, w/IMS, w/OCP)	DR	PLGR	12	6912N	6924N
Caterpillar C-12		Opt. 42MT (w/OCP)	DR	DD	12	6554N	6924N
Caterpillar C-12		Opt. Denso PLGR Replacement	ND	PLGR	12	18571N	6924N
Caterpillar C-12		Opt.39MT Serv. Repl., w/IMS, OCP & Rot. DEH	DR	PLGR	12	6924N	
Caterpillar C-12	2002-96	Std. 42MT, 12V, w/o OCP	DR	DD	12	6511N	6924N
Caterpillar C-13	2007-05	Opt. 39MT (HD Version, w/IMS, w/OCP)	DR	PLGR	12	6912N	6924N
Caterpillar C-13		Opt. 42MT (w/OCP)	DR	DD	12	6554N	6924N
Caterpillar C-13		Opt. Denso OSGR Replacement	ND	OSGR	12	19501N	6924N
Caterpillar C-13		Opt.39MT Serv. Repl., w/IMS, OCP & Rot. DEH	DR	PLGR	12	6924N	
Caterpillar C-15	2007-03	Opt. 42MT (w/OCP)	DR	DD	12	6554N	6924N

STARTERS

ENGINE	YEAR	APPLICATION	Mfg	Type	Volt	PART NO.	OPT. NO.
Kenworth (Cont'd)							
C500 (Cont'd)							
Caterpillar C-15	2007-00	Opt. 39MT (HD Version, w/IMS, w/OCP)	DR	PLGR	12	6912N	6924N
Caterpillar C-15		Opt. Denso OSGR Replacement	ND	OSGR	12	19501N	6924N
Caterpillar C-15		Opt.39MT Serv. Repl., w/IMS, OCP & Rot. DEH	DR	PLGR	12	6924N	
Caterpillar C-15	2002-00	Opt 42MT, 12V, w/OCP	DR	DD	12	6554N	6924N
Caterpillar C-15		Std. 42MT, 12V, w/o OCP	DR	DD	12	6511N	6924N
Caterpillar C-16	2005-02	Std. 42MT, 12V, w/o OCP	DR	DD	12	6511N	6924N
Caterpillar C-16	2003-02	Opt 42MT, 12V, w/OCP	DR	DD	12	6554N	6924N
Caterpillar C-16		Opt. 39MT (HD Version, w/IMS, w/OCP)	DR	PLGR	12	6912N	6924N
Caterpillar C-16		Opt. Denso PLGR Replacement	ND	PLGR	12	18571N	6924N
Caterpillar C-16		Opt.39MT Serv. Repl., w/IMS, OCP & Rot. DEH	DR	PLGR	12	6924N	
Cummins F	1985-80	12 Volt, Std. 40MT	DR	DD	12	3974N	6356N
Cummins F		24 Volt, Std. 40MT	DR	DD	24	3745N	6370N
Cummins ISM	2007-98	Opt 42MT, 12V, w/OCP	DR	DD	12	6554N	6924N
Cummins ISM		Opt. 39MT (HD Version, w/IMS, w/OCP)	DR	PLGR	12	6912N	6924N
Cummins ISM		Opt. Denso OSGR Replacement	ND	OSGR	12	19501N	6924N
Cummins ISM		Opt.39MT Serv. Repl., w/IMS, OCP & Rot. DEH	DR	PLGR	12	6924N	
Cummins ISM	2002-98	Std. 42MT, 12V, w/o OCP	DR	DD	12	6511N	6924N
Cummins ISM, 10.8L	2003-99	Opt. 42MT HD, w/OCP & IMS	DR	PLGR	12	6924N	
Cummins ISX	2007-00	Opt 42MT, 12V, w/OCP	DR	DD	12	6554N	6924N
Cummins ISX		Opt. 39MT (HD Version, w/IMS, w/OCP)	DR	PLGR	12	6912N	6924N
Cummins ISX		Opt. Denso OSGR Replacement	ND	OSGR	12	19505N	6924N
Cummins ISX		Opt.39MT Serv. Repl., w/IMS, OCP & Rot. DEH	DR	PLGR	12	6924N	
Cummins ISX	2002-00	Std. 42MT, 12V, w/o OCP	DR	DD	12	6511N	6924N
Cummins ISX10, 10.8L	2003-00	Opt. 42MT HD, w/OCP & IMS	DR	PLGR	12	6924N	
Cummins KT-450 / 600	1985-82	Std. 50MT	DR	DD	24	4930N	
Cummins KT-450 / 600	1981-80	Std. 50MT	DR	DD	24	4930N	
Cummins KT-450 / 600	1979-75	Std. 50MT	DR	DD	24	4930N	
Cummins L-10	1994-84	Opt. 42MT/ 24V	DR	DD	24	6370N	6853N
Cummins L-10		Opt.39MT service repl., 24V / 11T	DR	PLGR	24	6819N	
Cummins L-10	1992-91	Opt 42MT, 12V, w/OCP	DR	DD	12	6554N	6924N
Cummins L-10		Opt. Denso PLGR Replacement	ND	PLGR	12	18571N	6924N
Cummins M11	2003-86	Std. 42MT, 12V, w/o OCP	DR	DD	12	6511N	6924N
Cummins M11	1994-93	Opt 42MT, 12V, w/OCP	DR	DD	12	6554N	6924N
Cummins M11		Opt. Denso OSGR Replacement	ND	OSGR	12	19502N	6924N
Cummins M11		Opt. Denso PLGR Replacement	ND	PLGR	12	18571N	6924N
Cummins M-11	1994-86	Opt. 42MT/ 24V	DR	DD	24	6370N	6853N
Cummins M-11		Opt.39MT service repl., 24V / 11T	DR	PLGR	24	6819N	
Cummins N14	2003-97	Std. 42MT, 12V, w/o OCP	DR	DD	12	6511N	6924N
Cummins N14	2003-91	Opt 42MT, 12V, w/OCP	DR	DD	12	6554N	6924N
Cummins N14		Opt. Denso OSGR Replacement	ND	OSGR	12	19503N	6924N
Cummins NH	1979-73	12 Volt, Std. 40MT	DR	DD	12	3974N	6356N
Cummins NH		24 Volt, Std. 40MT	DR	DD	24	3745N	6370N
Cummins NTC	1985-80	12 Volt, Std. 40MT	DR	DD	12	3974N	6356N
Cummins NTC		24 Volt, Std. 40MT	DR	DD	24	3745N	6370N
Cummins Signature	2003-99	Opt 42MT, 12V, w/OCP	DR	DD	12	6554N	6924N
Cummins Signature		Std. 42MT, 12V, w/o OCP	DR	DD	12	6511N	6924N
Cummins Signature 600							
15.0L	2003-98	Delco 42MT, w/o OCP	DR	DD	12	6356N	6924N
Cummins Signature 600							
15.0L		Opt. 42MT (12V, w/OCP)	DR	DD	12	6513N	6924N
Cummins Signature 600, 15.0L							
		Opt. 42MT HD, w/OCP & IMS	DR	PLGR	12	6924N	
Cummins V8-225	1979-73	Std. 40MT	DR	DD	12	3974N	6356N
Cummins V-903		12 Volt	DR	DD	12	3974N	6356N
Cummins V-903		24 Volt	DR	DD	24	3745N	6370N
Cummins VT-300	1985-80	12 Volt, Std. 40MT	DR	DD	12	3974N	6356N
Cummins VT-300		24 Volt	DR	DD	24	3745N	6370N
DD 12V-71	1981-80	Std. 50MT	DR	DD	24	4930N	
DD 12V-71	1979-75	Delco 50MT, 24V	DR	DD	24	4930N	
DD 12V-71	1974-73	Delco 50MT, 24V	DR	DD	24	4930N	
DD 60 Series	2003-91	Opt 42MT, 12V, w/OCP	DR	DD	12	6554N	6924N
DD 60 Series		Opt. Denso PLGR Replacement	ND	PLGR	12	18571N	6924N
DD 6V-71	1985-80	12 Volt, Std. 40MT	DR	DD	12	3974N	6356N
DD 6V-71		24 Volt	DR	DD	24	3745N	6370N
DD 6V-71	1979-75	12 Volt	DR	DD	12	3974N	6356N
DD 6V-71		24 Volt	DR	DD	24	3745N	6370N

STARTERS

STARTERS

ENGINE	YEAR	APPLICATION	Mfg	Type	Volt	PART NO.	OPT. NO.
Kenworth (Cont'd)							
C500 (Cont'd)							
DD 6V-92	1985-84	Opt 42MT, 12V, w/OCP	DR	DD	12	6554N	6924N
DD 6V-92		Opt. 42MT (24V)	DR	DD	24	6370N	6853N
DD 6V-92		Opt. 50MT	DR	DD	12	3905N	
DD 6V-92		Opt.39MT service repl., 24V / 11T	DR	PLGR	24	6819N	
DD 6V-92		Std. 42MT	DR	DD	12	6356N	6924N
DD 6V-92	1983-80	12 Volt, Opt. 40MT	DR	PLGR	12	6924N	
DD 6V-92		12 Volt, Std. 40MT	DR	DD	12	3974N	6356N
DD 6V-92		24 Volt, Std. 40MT	DR	DD	24	3745N	6370N
DD 8V-71	1983-82	12 Volt, Opt. 40MT	DR	PLGR	12	6924N	
DD 8V-71		12 Volt, Std. 40MT	DR	DD	12	3974N	6356N
DD 8V-71		24 Volt, Std. 40MT	DR	DD	24	3745N	6370N
DD 8V-71	1981-80	12 Volt, Std. 40MT	DR	DD	12	3974N	6356N
DD 8V-71		24 Volt	DR	DD	24	3745N	6370N
DD 8V-71	1979-73	12 Volt	DR	DD	12	3974N	6356N
DD 8V-71		24 Volt	DR	DD	24	3745N	6370N
DD 8V-92	1985-84	Delco 42MT, 24Volt	DR	DD	24	6370N	6853N
DD 8V-92		Opt. 50MT	DR	DD	12	3905N	
DD 8V-92		Opt. 50MT	DR	DD	24	4930N	
DD 8V-92		Opt.39MT service repl., 24V / 11T	DR	PLGR	24	6819N	
DD 8V-92	1983-82	Std. 50MT	DR	DD	24	4930N	
DD 8V-92	1981-80	Std. 50MT	DR	DD	24	4930N	
DD 8V-92	1979-75	Delco 50MT, 24V	DR	DD	24	4930N	
K100							
Cat. 3306	1984	Opt. 39MT service repl., 24V / 12T, w/IMS	DR	PLGR	24	6823N	
Cat. 3306		Opt. 39MT service repl., rotatable DEH, 24V / 12T, w/IMS	DR	PLGR	24	6823N	
Caterpillar 1693	1979-73	Std. 50MT	DR	DD	24	4897N	
Caterpillar 3176	1995-91	Opt 42MT, 12V, w/OCP	DR	DD	12	6554N	6924N
Caterpillar 3176		Std. 42MT, 12V, w/o OCP	DR	DD	12	6511N	6924N
Caterpillar 3306	1995-86	Opt. 42MT (w/OCP)	DR	DD	12	6566N	
Caterpillar 3306		Std. 42MT	DR	DD	12	6516N	6566N
Caterpillar 3306	1985	Opt. 40MT	DR	DD	12	3339N	18572N
Caterpillar 3306	1985-84	Opt. 42MT	DR	DD	12	6516N	6566N
Caterpillar 3306	1984	Opt. 39MT service repl., 24V / 12T, w/o IMS	DR	PLGR	24	6826N	6823N
Caterpillar 3306		Opt. 42MT	DR	DD	24	6363N	6823N
Caterpillar 3306		Std. 40MT	DR	DD	12	3339N	18572N
Caterpillar 3306	1983-80	12 Volt	DR	PLGR	12	6907N	
Caterpillar 3306		24 Volt	DR	DD	24	3948N	6360N
Caterpillar 3406	2003-97	Std. 42MT, 12V, w/o OCP	DR	DD	12	6511N	6924N
Caterpillar 3406	1995-91	Opt. Denso PLGR Replacement	ND	PLGR	12	18571N	6924N
Caterpillar 3406	1995-84	Opt 42MT, 12V, w/OCP	DR	DD	12	6554N	6924N
Caterpillar 3406	1985-84	Opt. 42MT (24V)	DR	DD	24	6370N	6853N
Caterpillar 3406		Opt. 50MT	DR	DD	24	4930N	
Caterpillar 3406		Opt.39MT service repl., 24V / 11T	DR	PLGR	24	6819N	
Caterpillar 3406		Std. 42MT	DR	DD	12	6356N	6924N
Caterpillar 3406	1983-82	Std. 40MT	DR	DD	12	3974N	6356N
Caterpillar 3406	1981-80	Std. 42MT	DR	DD	24	3745N	6370N
Caterpillar 3406	1979-73	Std. 40MT	DR	DD	24	3745N	6370N
Caterpillar 3408	1985-84	Std. 50MT	DR	DD	24	4930N	
Caterpillar 3408	1983-82	Std. 50MT	DR	DD	24	4930N	
Caterpillar 3408	1979-77	Std. 50MT	DR	DD	24	4930N	
Cummins F	1985-80	12 Volt, Std. 40MT	DR	DD	12	3974N	6356N
Cummins F		24 Volt, Std. 40MT	DR	DD	24	3745N	6370N
Cummins KT-450 / 600	1985-82	Std. 50MT	DR	DD	24	4930N	
Cummins KT-450 / 600	1981-80	Std. 50MT	DR	DD	24	4930N	
Cummins KT-450 / 600	1979-75	Std. 50MT	DR	DD	24	4930N	
Cummins L-10	1992-91	Opt. Denso PLGR Replacement	ND	PLGR	12	18571N	6924N
Cummins L-10	1992-84	Opt 42MT, 12V, w/OCP	DR	DD	12	6554N	6924N
Cummins L-10	1985-84	Opt. 42MT (24V)	DR	DD	24	6370N	6853N
Cummins L-10		Opt. 42MT/ 24V	DR	DD	24	6370N	6853N
Cummins L-10		Opt. 50MT	DR	DD	12	3905N	
Cummins L-10		Opt. 50MT	DR	DD	24	4930N	
Cummins L-10		Opt.39MT service repl., 24V / 11T	DR	PLGR	24	6819N	
Cummins L-10		Std. 42MT	DR	DD	12	6356N	6924N
Cummins M11	1995-93	Opt 42MT, 12V, w/OCP	DR	DD	12	6554N	6924N

STARTERS

ENGINE	YEAR	APPLICATION	Mfg	Type	Volt	PART NO.	OPT. NO.
Kenworth (Cont'd)							
K100 (Cont'd)							
Cummins M11	1995-93	Opt. Denso OSGR Replacement	ND	OSGR	12	19502N	6924N
Cummins M11		Opt. Denso PLGR Replacement	ND	PLGR	12	18571N	6924N
Cummins M-11	2003-86	Std. 42MT, 12V, w/o OCP	DR	DD	12	6511N	6924N
Cummins M-11	1994-86	Opt. 42MT/ 24V	DR	DD	24	6370N	6853N
Cummins M-11		Opt.39MT service repl., 24V / 11T	DR	PLGR	24	6819N	
Cummins N14	1995-91	Opt 42MT, 12V, w/OCP	DR	DD	12	6554N	6924N
Cummins N14		Opt. Denso OSGR Replacement	ND	OSGR	12	19503N	6924N
Cummins N-14	2003-86	Std. 42MT, 12V, w/o OCP	DR	DD	12	6511N	6924N
Cummins N-14	1990-86	Opt. 42MT/ 24V	DR	DD	24	6370N	6853N
Cummins N-14		Opt.39MT service repl., 24V / 11T	DR	PLGR	24	6819N	
Cummins NH	1979-73	12 Volt, Std. 40MT	DR	DD	12	3974N	6356N
Cummins NH		24 Volt, Std. 40MT	DR	DD	24	3745N	6370N
Cummins NTC-855	1991-86	Std. 42MT, 12V, w/o OCP	DR	DD	12	6511N	6924N
Cummins NTC-855	1991-84	Opt 42MT, 12V, w/OCP	DR	DD	12	6554N	6924N
Cummins NTC-855	1985-84	Opt. 42MT (24V)	DR	DD	24	6370N	6853N
Cummins NTC-855		Opt. 50MT	DR	DD	12	3905N	
Cummins NTC-855		Opt. 50MT	DR	DD	24	4930N	
Cummins NTC-855		Opt.39MT service repl., 24V / 11T	DR	PLGR	24	6819N	
Cummins NTC-855		Std. 42MT	DR	DD	12	6356N	6924N
Cummins NTC-855	1983-80	12 Volt, Opt. 40MT	DR	PLGR	12	6924N	
Cummins NTC-855		12 Volt, Std. 40MT	DR	DD	12	3974N	6356N
Cummins NTC-855		24 Volt	DR	DD	24	3745N	6370N
Cummins V8-225	1979-73	Std. 40MT	DR	DD	12	3974N	6356N
Cummins V-903		12 Volt	DR	DD	12	3974N	6356N
Cummins V-903		24 Volt	DR	DD	24	3745N	6370N
Cummins VT-300	1985-80	12 Volt, Std. 40MT	DR	DD	12	3974N	6356N
Cummins VT-300		24 Volt	DR	DD	24	3745N	6370N
DD 12V-71	1981-80	Std. 50MT	DR	DD	24	4930N	
DD 12V-71	1979-75	50MT, 24 Volt	DR	DD	24	4930N	
DD 12V-71	1974-73	50MT, 24 Volt	DR	DD	24	4930N	
DD 60 Series	2003-97	Std. 42MT, 12V, w/o OCP	DR	DD	12	6511N	6924N
DD 60 Series	2003-91	Opt. 42MT (w/OCP)	DR	DD	12	6554N	6924N
DD 60 Series	2001-97	Opt 42MT, 12V, w/OCP	DR	DD	12	6554N	6924N
DD 6V-71	1985-80	12 Volt, Std. 40MT	DR	DD	12	3974N	6356N
DD 6V-71		24 Volt	DR	DD	24	3745N	6370N
DD 6V-71	1979-75	12 Volt	DR	DD	12	3974N	6356N
DD 6V-71		24 Volt	DR	DD	24	3745N	6370N
DD 6V-92	2003-86	Std. 42MT, 12V, w/o OCP	DR	DD	12	6511N	6924N
DD 6V-92	1990-84	Opt. 42MT (w/OCP)	DR	DD	12	6554N	6924N
DD 6V-92	1989-85	Opt 42MT, 12V, w/OCP	DR	DD	12	6554N	6924N
DD 6V-92	1985-84	Opt. 42MT (24V)	DR	DD	24	6370N	6853N
DD 6V-92		Opt. 50MT	DR	DD	12	3905N	
DD 6V-92		Opt.39MT service repl., 24V / 11T	DR	PLGR	24	6819N	
DD 6V-92		Std. 42MT	DR	DD	12	6356N	6924N
DD 6V-92	1983-80	12 Volt, Opt. 40MT (w/OCP)	DR	PLGR	12	6924N	
DD 6V-92		12 Volt, Std. 40MT	DR	DD	12	3974N	6356N
DD 6V-92		24 Volt, Std. 40MT	DR	DD	24	3745N	6370N
DD 8V-71	1983-82	12 Volt, Opt. 40MT (w/OCP)	DR	PLGR	12	6924N	
DD 8V-71		12 Volt, Std. 40MT	DR	DD	12	3974N	6356N
DD 8V-71		24 Volt, Std. 40MT	DR	DD	24	3745N	6370N
DD 8V-71	1981-80	12 Volt, Std. 40MT	DR	DD	12	3974N	6356N
DD 8V-71		24 Volt	DR	DD	24	3745N	6370N
DD 8V-71	1979-73	12 Volt	DR	DD	12	3974N	6356N
DD 8V-71		24 Volt	DR	DD	24	3745N	6370N
DD 8V-92	1990-86	Opt. 50MT	DR	DD	24	4930N	
DD 8V-92		Std. 50MT	DR	DD	12	3905N	
DD 8V-92	1985-84	42MT, 24 Volt	DR	DD	24	6370N	6853N
DD 8V-92		Opt. 50MT	DR	DD	12	3905N	
DD 8V-92		Opt. 50MT	DR	DD	24	4930N	
DD 8V-92		Opt.39MT service repl., 24V / 11T	DR	PLGR	24	6819N	
DD 8V-92	1983-82	Std. 50MT	DR	DD	24	4930N	
DD 8V-92	1981-80	Std. 50MT	DR	DD	24	4930N	
DD 8V-92	1979-75	50MT, 24 Volt	DR	DD	24	4930N	
K300							
Cummins 5.9L ISB	2003-99	Std. 28MT	DR	OSGR	12	6573N	6840N

STARTERS

STARTERS

ENGINE	YEAR	APPLICATION	Mfg	Type	Volt	PART NO.	OPT. NO.
Kenworth (Cont'd)							
K300 (Cont'd)							
Cummins 5.9L ISB	2003-98	Opt Denso OSGR	ND	OSGR	12	16990N	
Cummins 5.9L ISB		Opt. 28MT (w/Ground Stud)	DR	OSGR	12	6603N	6840N
L6 5.9L 359cid	1996-94	Opt Denso OSGR	ND	OSGR	12	16990N	
L6 5.9L 359cid		Opt. 28MT (w/Ground Stud)	DR	OSGR	12	6603N	6840N
L6 8.3L 505cid	1997-94	Opt. 42MT (w/OCP)	DR	DD	12	6566N	
L6 8.3L 505cid		Opt.39MT service repl. w/IMS	DR	PLGR	12	6908N	6908N
L6 8.3L 505cid		Std. 37MT	DR	DD	12	6613N	6919N
L700							
Cat. 3306	1984	Opt. 39MT service repl., 24V / 12T, w/IMS	DR	PLGR	24	6823N	
Cat. 3306		Opt. 39MT service repl., rotatable DEH, 24V / 12T, w/IMS	DR	PLGR	24	6823N	
Caterpillar 3306	1985	Delco 42MT	DR	DD	12	6371N	6907N
Caterpillar 3306		Opt. 40MT	DR	DD	12	3339N	18572N
Caterpillar 3306	1985-84	Opt. 42MT	DR	DD	12	6516N	6566N
Caterpillar 3306	1984	Opt. 39MT service repl., 24V / 12T, w/o IMS	DR	PLGR	24	6826N	6823N
Caterpillar 3306		Opt. 42MT	DR	DD	24	6363N	6823N
Caterpillar 3306		Std. 40MT	DR	DD	12	3339N	18572N
Caterpillar 3306	1983-80	12 Volt	DR	PLGR	12	6907N	
Caterpillar 3306		24 Volt	DR	DD	24	3948N	6360N
Caterpillar 3406	2000-86	Std. 42MT, 12V, w/o OCP	DR	DD	12	6511N	6924N
Caterpillar 3406	1994-86	Opt. 42MT/ 24V	DR	DD	24	6370N	6853N
Caterpillar 3406		Opt.39MT service repl., 24V / 11T	DR	PLGR	24	6819N	
Caterpillar 3406	1985-84	Opt. 42MT (24V)	DR	DD	24	6370N	6853N
Caterpillar 3406		Opt. 42MT (w/OCP)	DR	DD	12	6554N	6924N
Caterpillar 3406		Opt. 50MT	DR	DD	24	4930N	
Caterpillar 3406		Opt.39MT service repl., 24V / 11T	DR	PLGR	24	6819N	
Caterpillar 3406		Std. 42MT	DR	DD	12	6356N	6924N
Caterpillar 3406	1983-82	Std. 40MT	DR	DD	12	3974N	6356N
Caterpillar 3406	1981-80	Std. 40MT	DR	DD	24	3745N	6370N
Caterpillar 3408	1985-84	Std. 50MT	DR	DD	24	4930N	
Caterpillar 3408	1983-82	Std. 50MT	DR	DD	24	4930N	
Cummins 855	1994-86	Opt. 42MT/ 24V	DR	DD	24	6370N	6853N
Cummins 855		Opt.39MT service repl., 24V / 11T	DR	PLGR	24	6819N	
Cummins 855		Std. 42MT, 12V, w/o OCP	DR	DD	12	6511N	6924N
Cummins 855	1985	Opt 42MT, 12V, w/OCP	DR	DD	12	6554N	6924N
Cummins 855	1985-84	Opt. 42MT (24V)	DR	DD	24	6370N	6853N
Cummins 855		Opt. 50MT	DR	DD	12	3905N	
Cummins 855		Opt. 50MT	DR	DD	24	4930N	
Cummins 855		Opt.39MT service repl., 24V / 11T	DR	PLGR	24	6819N	
Cummins 855		Std. 42MT	DR	DD	12	6356N	6924N
Cummins 855	1984	Opt. 42MT (w/OCP)	DR	DD	12	6554N	6924N
Cummins 855	1983-82	12 Volt, Opt. 40MT (w/OCP)	DR	PLGR	12	6924N	
Cummins 855		12 Volt, Std. 40MT	DR	DD	12	3974N	6356N
Cummins 855		24 Volt	DR	DD	24	3745N	6370N
Cummins F Eng.	1985-80	12 Volt, Std. 40MT	DR	DD	12	3974N	6356N
Cummins F Eng.		24 Volt, Std. 40MT	DR	DD	24	3745N	6370N
Cummins KT-450 / 600	1985-82	Std. 50MT	DR	DD	24	4930N	
Cummins KT-450 / 600	1981-80	Std. 50MT	DR	DD	24	4930N	
Cummins NTC Eng.	1985-80	12 Volt, Std. 40MT	DR	DD	12	3974N	6356N
Cummins NTC Eng.		24 Volt, Std. 40MT	DR	DD	24	3745N	6370N
Cummins VT-300		12 Volt, Std. 40MT	DR	DD	12	3974N	6356N
Cummins VT-300		24 Volt	DR	DD	24	3745N	6370N
DD 6V-71		12 Volt, Std. 40MT	DR	DD	12	3974N	6356N
DD 6V-71		24 Volt	DR	DD	24	3745N	6370N
DD 6V-92	1985-84	Opt. 42MT (24V)	DR	DD	24	6370N	6853N
DD 6V-92		Opt. 42MT (w/OCP)	DR	DD	12	6554N	6924N
DD 6V-92		Opt. 50MT	DR	DD	12	3905N	
DD 6V-92		Opt.39MT service repl., 24V / 11T	DR	PLGR	24	6819N	
DD 6V-92		Std. 42MT	DR	DD	12	6356N	6924N
DD 6V-92	1983-80	12 Volt, Opt. 40MT (w/OCP)	DR	PLGR	12	6924N	
DD 6V-92		12 Volt, Std. 40MT	DR	DD	12	3974N	6356N
DD 6V-92		24 Volt, Std. 40MT	DR	DD	24	3745N	6370N
DD 8V-71	1983-82	12 Volt, Opt. 40MT (w/OCP)	DR	PLGR	12	6924N	
DD 8V-71		12 Volt, Std. 40MT	DR	DD	12	3974N	6356N
DD 8V-71		24 Volt, Std. 40MT	DR	DD	24	3745N	6370N

STARTERS

ENGINE	YEAR	APPLICATION	Mfg	Type	Volt	PART NO.	OPT. NO.
Kenworth (Cont'd)							
L700 (Cont'd)							
DD 8V-71	1981-80	12 Volt, Std. 40MT	DR	DD	12	3974N	6356N
DD 8V-71		24 Volt	DR	DD	24	3745N	6370N
DD 8V-92	1985-84	42MT, 24Volt	DR	DD	24	6370N	6853N
DD 8V-92		Opt. 50MT	DR	DD	12	3905N	
DD 8V-92		Opt. 50MT	DR	DD	24	4930N	
DD 8V-92		Opt.39MT service repl., 24V / 11T	DR	PLGR	24	6819N	
DD 8V-92	1983-82	Std. 50MT	DR	DD	24	4930N	
DD 8V-92	1981-80	Std. 50MT	DR	DD	24	4930N	
T2000							
Caterpillar 3406	2004-00	Opt 42MT, 12V, w/OCP	DR	DD	12	6554N	6924N
Caterpillar 3406	2004-97	Opt. Denso PLGR Replacement	ND	PLGR	12	18571N	6924N
Caterpillar 3406	2004-86	Std. 42MT, 12V, w/o OCP	DR	DD	12	6511N	6924N
Caterpillar 3406	2003-97	Opt. 42MT (w/OCP)	DR	DD	12	6554N	6924N
Caterpillar 3406	1994-86	Opt. 42MT/ 24V	DR	DD	24	6370N	6853N
Caterpillar 3406		Opt.39MT service repl., 24V / 11T	DR	PLGR	24	6819N	
Caterpillar C-10	2003-99	Opt 42MT, 12V, w/OCP	DR	DD	12	6554N	6924N
Caterpillar C-10	2003-97	Opt. 39MT (HD Version, w/IMS, w/OCP)	DR	PLGR	12	6912N	6924N
Caterpillar C-10		Opt. Denso PLGR Replacement	ND	PLGR	12	18571N	6924N
Caterpillar C-10		Opt.39MT Serv. Repl., w/IMS, OCP & Rot. DEH	DR	PLGR	12	6924N	
Caterpillar C-10		Std. 42MT, 12V, w/o OCP	DR	DD	12	6511N	6924N
Caterpillar C-10	2002-97	Opt. 42MT (w/OCP)	DR	DD	12	6554N	6924N
Caterpillar C-12	2003-97	Opt. 39MT (HD Version, w/IMS, w/OCP)	DR	PLGR	12	6912N	6924N
Caterpillar C-12		Opt. 42MT (w/OCP)	DR	DD	12	6554N	6924N
Caterpillar C-12		Opt. Denso PLGR Replacement	ND	PLGR	12	18571N	6924N
Caterpillar C-12		Opt.39MT Serv. Repl., w/IMS, OCP & Rot. DEH	DR	PLGR	12	6924N	
Caterpillar C-12		Std. 42MT, 12V, w/o OCP	DR	DD	12	6511N	6924N
Caterpillar C-12	1998	Opt 42MT, 12V, w/OCP	DR	DD	12	6554N	6924N
Caterpillar C-13	2007-04	Opt. 39MT (HD Version, w/IMS, w/OCP)	DR	PLGR	12	6912N	6924N
Caterpillar C-13		Opt. 42MT (w/OCP)	DR	DD	12	6554N	6924N
Caterpillar C-13		Opt. Denso OSGR Replacement	ND	OSGR	12	19501N	6924N
Caterpillar C-13		Opt.39MT Serv. Repl., w/IMS, OCP & Rot. DEH	DR	PLGR	12	6924N	
Caterpillar C-15	2007-98	Opt. 42MT (w/OCP)	DR	DD	12	6554N	6924N
Caterpillar C-15	2007-97	Opt. 39MT (HD Version, w/IMS, w/OCP)	DR	PLGR	12	6912N	6924N
Caterpillar C-15		Opt. Denso OSGR Replacement	ND	OSGR	12	19501N	6924N
Caterpillar C-15		Opt.39MT Serv. Repl., w/IMS, OCP & Rot. DEH	DR	PLGR	12	6924N	
Caterpillar C-15	2005-97	Opt 42MT, 12V, w/OCP	DR	DD	12	6554N	6924N
Caterpillar C-15	2002-97	Std. 42MT, 12V, w/o OCP	DR	DD	12	6511N	6924N
Cummins ISX	2007-97	Opt. 39MT (HD Version, w/IMS, w/OCP)	DR	PLGR	12	6912N	6924N
Cummins ISX		Opt. 42MT (w/OCP)	DR	DD	12	6554N	6924N
Cummins ISX		Opt. Denso OSGR Replacement	ND	OSGR	12	19505N	6924N
Cummins ISX		Opt.39MT Serv. Repl., w/IMS, OCP & Rot. DEH	DR	PLGR	12	6924N	
Cummins ISX	2002-97	Std. 42MT, 12V, w/o OCP	DR	DD	12	6511N	6924N
Cummins ISX	2000	Opt 42MT, 12V, w/OCP	DR	DD	12	6554N	6924N
Cummins M11	1999-97	Opt 42MT, 12V, w/OCP	DR	DD	12	6554N	6924N
Cummins M11		Opt. Denso OSGR Replacement	ND	OSGR	12	19502N	6924N
Cummins M11		Opt. Denso PLGR Replacement	ND	PLGR	12	18571N	6924N
Cummins M11	1999-86	Std. 42MT, 12V, w/o OCP	DR	DD	12	6511N	6924N
Cummins M11	1998	Opt. 42MT (w/OCP)	DR	DD	12	6554N	6924N
Cummins M-11	1994-86	Opt. 42MT/ 24V	DR	DD	24	6370N	6853N
Cummins M-11		Opt.39MT service repl., 24V / 11T	DR	PLGR	24	6819N	
Cummins N14	2003-01	Opt 42MT, 12V, w/OCP	DR	DD	12	6554N	6924N
Cummins N14	2003-97	Opt. Denso OSGR Replacement	ND	OSGR	12	19503N	6924N
Cummins N14	2003-86	Std. 42MT, 12V, w/o OCP	DR	DD	12	6511N	6924N
Cummins N14	2000-97	Opt. 42MT (w/OCP)	DR	DD	12	6554N	6924N
Cummins N-14	1994-86	Opt. 42MT/ 24V	DR	DD	24	6370N	6853N
Cummins N-14		Opt.39MT service repl., 24V / 11T	DR	PLGR	24	6819N	
DD 60 Series	2003-97	Opt. 42MT (w/OCP)	DR	DD	12	6554N	6924N
DD 60 Series		Opt. Denso PLGR Replacement	ND	PLGR	12	18571N	6924N
DD 60 Series		Std. 42MT, 12V, w/o OCP	DR	DD	12	6511N	6924N
DD 60 Series	2001	Opt 42MT, 12V, w/OCP	DR	DD	12	6554N	6924N
T300							
6 Cyl. 7.2L 441cid	2007-04	Caterpillar C-7, Opt. 41MT (w/OCP)	DR	DD	12	6668N	18989N
6 Cyl. 7.2L 441cid	2004-94	Caterpillar 3126, Opt. 41MT	DR	DD	12	6667N	
6 Cyl. 7.2L 441cid		Caterpillar 3126, Opt. 41MT (w/OCP)	DR	DD	12	6668N	18989N
6 Cyl. 7.2L 441cid		Caterpillar 3126, Std. 28MT	DR	OSGR	12	6573N	6840N

STARTERS

STARTERS

ENGINE	YEAR	APPLICATION	Mfg	Type	Volt	PART NO.	OPT. NO.
Kenworth (Cont'd)							
T300 (Cont'd)							
6 Cyl. 7.2L 441cid	2004-94	Caterpillar 3126, Std. 37MT, 10-Tooth, w/o Ground Stud on Solenoid	DR	DD	12	6505N-PT	6807N
6 Cyl. 8.3L 505cid	2007-04	Cummins ISC, Opt. 41MT, w/OCP	DR	PLGR	12	6919N	
6 Cyl. 8.3L 505cid		Cummins ISC, Opt. 42MT (w/OCP)	DR	DD	12	6566N	
6 Cyl. 8.3L 505cid		Cummins ISC, Opt.39MT service repl. w/IMS	DR	PLGR	12	6908N	6908N
6 Cyl. 8.3L 505cid		Cummins ISC, Std. 37MT	DR	DD	12	6613N	6919N
6 Cyl. 8.3L 505cid		Cummins ISC, Std. 41MT	DR	DD	12	6613N	6919N
Cummins ISC, 8.3L	2003-98	Opt. LN PLGR, 12V, w/OCP & IMS	DR	PLGR	12	6919N	
L6 5.9L 359cid	2003-96	Cummins ISB, Opt. 28MT (w/Ground Stud)	DR	OSGR	12	6603N	6840N
L6 5.9L 359cid		Cummins ISB, Std. 28MT	DR	OSGR	12	6573N	6840N
L6 7.2L 441cid		Caterpillar 3126, Opt. 41MT	DR	DD	12	6667N	
L6 7.2L 441cid		Caterpillar 3126, Opt. 41MT (w/OCP)	DR	DD	12	6668N	18989N
L6 7.2L 441cid		Caterpillar 3126, Std. 28MT	DR	OSGR	12	6573N	6840N
L6 7.2L 441cid		Caterpillar 3126, Std. 37MT, 10-Tooth, w/o Ground Stud on Solenoid	DR	DD	12	6505N-PT	6807N
L6 8.3L 505cid		Cummins ISC, Opt. 41MT, w/OCP	DR	PLGR	12	6919N	
L6 8.3L 505cid		Cummins ISC, Opt. 42MT (w/OCP)	DR	DD	12	6566N	
L6 8.3L 505cid		Cummins ISC, Opt.39MT service repl. w/IMS	DR	PLGR	12	6908N	6908N
L6 8.3L 505cid		Cummins ISC, Std. 37MT	DR	DD	12	6613N	6919N
L6 8.3L 505cid		Cummins ISC, Std. 41MT	DR	DD	12	6613N	6919N
T300 Medium Duty							
L6 5.9L 359cid	2007-04	Cummins ISB, Denso OSGR Replacement	ND	OSGR	12	18989N	6668N
L6 5.9L 359cid		Cummins ISB, Opt. 28MT (w/Ground Stud)	DR	OSGR	12	6603N	6840N
L6 5.9L 359cid		Cummins ISB, Std. 28MT	DR	OSGR	12	6573N	6840N
L6 5.9L 359cid		Cummins ISB, Std. 29MT	DR	PLGR	12	6840N	
T400							
Caterpillar 3176	1996-94	Opt. 42MT (w/OCP)	DR	DD	12	6554N	6924N
Caterpillar 3176	1993-86	Opt 42MT, 12V, w/OCP	DR	DD	12	6554N	6924N
Caterpillar 3176	1989-86	Std. 42MT, 12V, w/o OCP	DR	DD	12	6511N	6924N
Caterpillar 3306	1996-91	Opt. 42MT (w/OCP)	DR	DD	12	6566N	
Caterpillar 3306		Std. 42MT	DR	DD	12	6516N	6566N
Cummins L-10	1993-91	Opt 42MT, 12V, w/OCP	DR	DD	12	6554N	6924N
Cummins L-10		Opt. Denso PLGR Replacement	ND	PLGR	12	18571N	6924N
Cummins M11	2003-86	Std. 42MT, 12V, w/o OCP	DR	DD	12	6511N	6924N
Cummins M11	1996-95	Opt 42MT, 12V, w/OCP	DR	DD	12	6554N	6924N
Cummins M11	1996-93	Opt. Denso OSGR Replacement	ND	OSGR	12	19502N	6924N
Cummins M11		Opt. Denso PLGR Replacement	ND	PLGR	12	18571N	6924N
Cummins M11	1994-93	Opt. 42MT (w/OCP)	DR	DD	12	6554N	6924N
Cummins M-11	1994-86	Opt. 42MT/ 24V	DR	DD	24	6370N	6853N
Cummins M-11		Opt.39MT service repl., 24V / 11T	DR	PLGR	24	6819N	
T450							
Caterpillar 3176	1996-86	Opt. 42MT (w/OCP)	DR	DD	12	6554N	6924N
Caterpillar 3176	1989-86	Std. 42MT, 12V, w/o OCP	DR	DD	12	6511N	6924N
Caterpillar 3306	1996-91	Opt. 42MT (w/OCP)	DR	DD	12	6566N	
Caterpillar 3306		Std. 42MT	DR	DD	12	6516N	6566N
Cummins L-10	1993-91	Opt. 42MT (w/OCP)	DR	DD	12	6554N	6924N
Cummins L-10		Opt. Denso PLGR Replacement	ND	PLGR	12	18571N	6924N
Cummins M11	2003-86	Std. 42MT, 12V, w/o OCP	DR	DD	12	6511N	6924N
Cummins M11	1996-93	Opt. 42MT (w/OCP)	DR	DD	12	6554N	6924N
Cummins M11		Opt. Denso OSGR Replacement	ND	OSGR	12	19502N	6924N
Cummins M11		Opt. Denso PLGR Replacement	ND	PLGR	12	18571N	6924N
Cummins M-11	1994-86	Opt. 42MT/ 24V	DR	DD	24	6370N	6853N
Cummins M-11		Opt.39MT service repl., 24V / 11T	DR	PLGR	24	6819N	
T600							
6 Cyl. 11.1L 11070cc 675cid	2003-97	DD 60 Series, Std. 42MT, 12V, w/o OCP	DR	DD	12	6511N	6924N
Caterpillar 3176	1997	Std. 42MT, 12V, w/o OCP	DR	DD	12	6511N	6924N
Caterpillar 3176	1997-91	Opt. 42MT (w/OCP)	DR	DD	12	6554N	6924N
Caterpillar 3306	1999-86	Opt. 42MT (w/OCP)	DR	DD	12	6566N	
Caterpillar 3306		Std. 42MT	DR	DD	12	6516N	6566N
Caterpillar 3406	2004-97	Std. 42MT, 12V, w/o OCP	DR	DD	12	6511N	6924N
Caterpillar 3406	2004-91	Opt. Denso PLGR Replacement	ND	PLGR	12	18571N	6924N
Caterpillar 3406	2004-86	Opt. 42MT (w/OCP)	DR	DD	12	6554N	6924N
Caterpillar C-10	2003-97	Opt. 39MT (HD Version, w/IMS, w/OCP)	DR	PLGR	12	6912N	6924N
Caterpillar C-10		Opt. 42MT (w/OCP)	DR	DD	12	6554N	6924N

STARTERS

ENGINE	YEAR	APPLICATION	Mfg	Type	Volt	PART NO.	OPT. NO.
Kenworth (Cont'd)							
T600 (Cont'd)							
Caterpillar C-10	2003-97	Opt. Denso PLGR Replacement	ND	PLGR	12	18571N	6924N
Caterpillar C-10		Opt.39MT Serv. Repl., w/IMS, OCP & Rot. DEH	DR	PLGR	12	6924N	
Caterpillar C-10		Std. 42MT, 12V, w/o OCP	DR	DD	12	6511N	6924N
Caterpillar C-11	2007-04	Opt. 39MT (HD Version, w/IMS, w/OCP)	DR	PLGR	12	6912N	6924N
Caterpillar C-11		Opt. 42MT (w/OCP)	DR	DD	12	6554N	6924N
Caterpillar C-11		Opt. Denso OSGR Replacement	ND	OSGR	12	19501N	6924N
Caterpillar C-11		Opt.39MT Serv. Repl., w/IMS, OCP & Rot. DEH	DR	PLGR	12	6924N	
Caterpillar C-11		Std. 42MT, 12V, w/o OCP	DR	DD	12	6511N	6924N
Caterpillar C-12	2005-97	Opt. 39MT (HD Version, w/IMS, w/OCP)	DR	PLGR	12	6912N	6924N
Caterpillar C-12		Opt. 42MT (w/OCP)	DR	DD	12	6554N	6924N
Caterpillar C-12		Opt. Denso PLGR Replacement	ND	PLGR	12	18571N	6924N
Caterpillar C-12		Opt.39MT Serv. Repl., w/IMS, OCP & Rot. DEH	DR	PLGR	12	6924N	
Caterpillar C-12		Std. 42MT, 12V, w/o OCP	DR	DD	12	6511N	6924N
Caterpillar C-13	2007	Std. 42MT, 12V, w/o OCP	DR	DD	12	6511N	6924N
Caterpillar C-13	2007-04	Opt. 39MT (HD Version, w/IMS, w/OCP)	DR	PLGR	12	6912N	6924N
Caterpillar C-13		Opt. 42MT (w/OCP)	DR	DD	12	6554N	6924N
Caterpillar C-13		Opt. Denso OSGR Replacement	ND	OSGR	12	19501N	6924N
Caterpillar C-13		Opt.39MT Serv. Repl., w/IMS, OCP & Rot. DEH	DR	PLGR	12	6924N	
Caterpillar C-15	2007-97	Opt. 39MT (HD Version, w/IMS, w/OCP)	DR	PLGR	12	6912N	6924N
Caterpillar C-15		Opt. 42MT (w/OCP)	DR	DD	12	6554N	6924N
Caterpillar C-15		Opt. Denso OSGR Replacement	ND	OSGR	12	19501N	6924N
Caterpillar C-15		Opt.39MT Serv. Repl., w/IMS, OCP & Rot. DEH	DR	PLGR	12	6924N	
Caterpillar C-15		Std. 42MT, 12V, w/o OCP	DR	DD	12	6511N	6924N
Caterpillar C-16	2005-02	Std. 42MT, 12V, w/o OCP	DR	DD	12	6511N	6924N
Caterpillar C-16	2003-02	Opt. 39MT (HD Version, w/IMS, w/OCP)	DR	PLGR	12	6912N	6924N
Caterpillar C-16		Opt. 42MT (w/OCP)	DR	DD	12	6554N	6924N
Caterpillar C-16		Opt. Denso PLGR Replacement	ND	PLGR	12	18571N	6924N
Caterpillar C-16		Opt.39MT Serv. Repl., w/IMS, OCP & Rot. DEH	DR	PLGR	12	6924N	
Cummins 8.3L ISC	2007-98	Opt. 41MT, w/OCP	DR	PLGR	12	6919N	
Cummins 8.3L ISC		Opt. 42MT (w/OCP)	DR	DD	12	6566N	
Cummins 8.3L ISC		Opt.39MT service repl. w/IMS	DR	PLGR	12	6908N	6908N
Cummins 8.3L ISC		Std. 37MT	DR	DD	12	6613N	6919N
Cummins 8.3L ISC		Std. 41MT	DR	DD	12	6613N	6919N
Cummins 8.9L ISL	2007-02	Opt. 41MT, w/OCP	DR	PLGR	12	6919N	
Cummins 8.9L ISL		Opt. 42MT (w/OCP)	DR	DD	12	6566N	
Cummins 8.9L ISL		Opt.39MT service repl. w/IMS	DR	PLGR	12	6908N	6908N
Cummins 8.9L ISL		Std. 37MT	DR	DD	12	6613N	6919N
Cummins 8.9L ISL		Std. 41MT	DR	DD	12	6613N	6919N
Cummins ISC, 8.3L	2003-98	Opt. LN PLGR, 12V, w/OCP & IMS	DR	PLGR	12	6919N	
Cummins ISM	2007-98	Opt. 39MT (HD Version, w/IMS, w/OCP)	DR	PLGR	12	6912N	6924N
Cummins ISM		Opt. 42MT (w/OCP)	DR	DD	12	6554N	6924N
Cummins ISM		Opt. Denso OSGR Replacement	ND	OSGR	12	19501N	6924N
Cummins ISM		Opt.39MT Serv. Repl., w/IMS, OCP & Rot. DEH	DR	PLGR	12	6924N	
Cummins ISM		Std. 42MT, 12V, w/o OCP	DR	DD	12	6511N	6924N
Cummins ISM, 10.8L	2003-99	Opt. 42MT HD, w/OCP & IMS	DR	PLGR	12	6924N	
Cummins ISX	2007-00	Opt. 39MT (HD Version, w/IMS, w/OCP)	DR	PLGR	12	6912N	6924N
Cummins ISX		Opt. 42MT (w/OCP)	DR	DD	12	6554N	6924N
Cummins ISX		Opt. Denso OSGR Replacement	ND	OSGR	12	19505N	6924N
Cummins ISX		Opt.39MT Serv. Repl., w/IMS, OCP & Rot. DEH	DR	PLGR	12	6924N	
Cummins ISX		Std. 42MT, 12V, w/o OCP	DR	DD	12	6511N	6924N
Cummins ISX	1999	42MT w/o OCP	DR	DD	12	6356N	6924N
Cummins ISX		Opt. 42MT (12V, w/OCP)	DR	DD	12	6513N	6924N
Cummins ISX10, 10.8L	2003-99	Opt. 42MT HD, w/OCP & IMS	DR	PLGR	12	6924N	
Cummins L-10	1997	Std. 42MT, 12V, w/o OCP	DR	DD	12	6511N	6924N
Cummins L-10	1997-91	Opt. 42MT (w/OCP)	DR	DD	12	6554N	6924N
Cummins L-10		Opt. Denso PLGR Replacement	ND	PLGR	12	18571N	6924N
Cummins M11	2003-93	Opt. 42MT (w/OCP)	DR	DD	12	6554N	6924N
Cummins M11		Opt. Denso OSGR Replacement	ND	OSGR	12	19502N	6924N
Cummins M11		Opt. Denso PLGR Replacement	ND	PLGR	12	18571N	6924N
Cummins M11	2002-86	Std. 42MT, 12V, w/o OCP	DR	DD	12	6511N	6924N
Cummins M11	1996	Opt 42MT, 12V, w/OCP	DR	DD	12	6554N	6924N
Cummins M-11	1994-86	Opt. 42MT/ 24V	DR	DD	24	6370N	6853N
Cummins M-11		Opt.39MT service repl., 24V / 11T	DR	PLGR	24	6819N	
Cummins N14	2003-90	Opt. 42MT (w/OCP)	DR	DD	12	6554N	6924N
Cummins N14		Opt. Denso OSGR Replacement	ND	OSGR	12	19503N	6924N
Cummins N14	2003-86	Std. 42MT, 12V, w/o OCP	DR	DD	12	6511N	6924N

STARTERS

STARTERS

ENGINE	YEAR	APPLICATION	Mfg	Type	Volt	PART NO.	OPT. NO.
Kenworth (Cont'd)							
T600 (Cont'd)							
Cummins N14	1999-91	Opt 42MT, 12V, w/OCP	DR	DD	12	6554N	6924N
Cummins N-14	1994-86	Opt. 42MT/ 24V	DR	DD	24	6370N	6853N
Cummins N-14		Opt.39MT service repl., 24V / 11T	DR	PLGR	24	6819N	
Cummins NTC-855	1991-86	Opt. 42MT (w/OCP)	DR	DD	12	6554N	6924N
Cummins NTC-855		Std. 42MT, 12V, w/o OCP	DR	DD	12	6511N	6924N
Cummins Signature	2003	Opt 42MT, 12V, w/OCP	DR	DD	12	6554N	6924N
Cummins Signature	2002-99	Opt. 42MT (w/OCP)	DR	DD	12	6554N	6924N
Cummins Signature		Std. 42MT, 12V, w/o OCP	DR	DD	12	6511N	6924N
Cummins Signature 600							
15.0L	2003-98	42MT (w/o OCP)	DR	DD	12	6356N	6924N
Cummins Signature 600							
15.0L		Opt. 42MT (12V, w/OCP)	DR	DD	12	6513N	6924N
Cummins Signature 600,							
15.0L		Opt. 42MT HD, w/OCP & IMS	DR	PLGR	12	6924N	
DD 60 Series	2003-88	Opt. 42MT (w/OCP)	DR	DD	12	6554N	6924N
DD 60 Series		Opt. Denso PLGR Replacement	ND	PLGR	12	18571N	6924N
DD 60 Series	2000-92	Opt 42MT, 12V, w/OCP	DR	DD	12	6554N	6924N
T800							
Caterpillar 3176	1997	Std. 42MT, 12V, w/o OCP	DR	DD	12	6511N	6924N
Caterpillar 3176	1997-91	Opt. 42MT (w/OCP)	DR	DD	12	6554N	6924N
Caterpillar 3176	1994	Opt 42MT, 12V, w/OCP	DR	DD	12	6554N	6924N
Caterpillar 3306	1999-86	Opt. 42MT (w/OCP)	DR	DD	12	6566N	
Caterpillar 3306		Std. 42MT	DR	DD	12	6516N	6566N
Caterpillar 3406	2004-97	Std. 42MT, 12V, w/o OCP	DR	DD	12	6511N	6924N
Caterpillar 3406	2004-91	Opt. Denso PLGR Replacement	ND	PLGR	12	18571N	6924N
Caterpillar 3406	2004-86	Opt. 42MT (w/OCP)	DR	DD	12	6554N	6924N
Caterpillar 3406	2000-92	Opt 42MT, 12V, w/OCP	DR	DD	12	6554N	6924N
Caterpillar C-10	2003-97	Opt. 39MT (HD Version, w/IMS, w/OCP)	DR	PLGR	12	6912N	6924N
Caterpillar C-10		Opt. 42MT (w/OCP)	DR	DD	12	6554N	6924N
Caterpillar C-10		Opt. Denso PLGR Replacement	ND	PLGR	12	18571N	6924N
Caterpillar C-10		Opt.39MT Serv. Repl., w/IMS, OCP & Rot. DEH	DR	PLGR	12	6924N	
Caterpillar C-10		Std. 42MT, 12V, w/o OCP	DR	DD	12	6511N	6924N
Caterpillar C-10	2002	Opt 42MT, 12V, w/OCP	DR	DD	12	6554N	6924N
Caterpillar C-11	2007-04	Opt. 39MT (HD Version, w/IMS, w/OCP)	DR	PLGR	12	6912N	6924N
Caterpillar C-11		Opt. 42MT (w/OCP)	DR	DD	12	6554N	6924N
Caterpillar C-11		Opt. Denso OSGR Replacement	ND	OSGR	12	19501N	6924N
Caterpillar C-11		Opt.39MT Serv. Repl., w/IMS, OCP & Rot. DEH	DR	PLGR	12	6924N	
Caterpillar C-11		Std. 42MT, 12V, w/o OCP	DR	DD	12	6511N	6924N
Caterpillar C-11	2005	Opt 42MT, 12V, w/OCP	DR	DD	12	6554N	6924N
Caterpillar C-12	2005-97	Opt. 39MT (HD Version, w/IMS, w/OCP)	DR	PLGR	12	6912N	6924N
Caterpillar C-12		Opt. 42MT (w/OCP)	DR	DD	12	6554N	6924N
Caterpillar C-12		Opt. Denso PLGR Replacement	ND	PLGR	12	18571N	6924N
Caterpillar C-12		Opt.39MT Serv. Repl., w/IMS, OCP & Rot. DEH	DR	PLGR	12	6924N	
Caterpillar C-12		Std. 42MT, 12V, w/o OCP	DR	DD	12	6511N	6924N
Caterpillar C-12	1999	Opt 42MT, 12V, w/OCP	DR	DD	12	6554N	6924N
Caterpillar C-13	2007-04	Opt. 39MT (HD Version, w/IMS, w/OCP)	DR	PLGR	12	6912N	6924N
Caterpillar C-13		Opt. 42MT (w/OCP)	DR	DD	12	6554N	6924N
Caterpillar C-13		Opt. Denso OSGR Replacement	ND	OSGR	12	19501N	6924N
Caterpillar C-13		Opt.39MT Serv. Repl., w/IMS, OCP & Rot. DEH	DR	PLGR	12	6924N	
Caterpillar C-15	2007-97	Opt. 39MT (HD Version, w/IMS, w/OCP)	DR	PLGR	12	6912N	6924N
Caterpillar C-15		Opt. 42MT (w/OCP)	DR	DD	12	6554N	6924N
Caterpillar C-15		Opt. Denso OSGR Replacement	ND	OSGR	12	19501N	6924N
Caterpillar C-15		Opt.39MT Serv. Repl., w/IMS, OCP & Rot. DEH	DR	PLGR	12	6924N	
Caterpillar C-15	2006-98	Opt 42MT, 12V, w/OCP	DR	DD	12	6554N	6924N
Caterpillar C-15	2002-97	Std. 42MT, 12V, w/o OCP	DR	DD	12	6511N	6924N
Caterpillar C-16	2005-02	Std. 42MT, 12V, w/o OCP	DR	DD	12	6511N	6924N
Caterpillar C-16	2003-02	Opt. 39MT (HD Version, w/IMS, w/OCP)	DR	PLGR	12	6912N	6924N
Caterpillar C-16		Opt. 42MT (w/OCP)	DR	DD	12	6554N	6924N
Caterpillar C-16		Opt. Denso PLGR Replacement	ND	PLGR	12	18571N	6924N
Caterpillar C-16		Opt.39MT Serv. Repl., w/IMS, OCP & Rot. DEH	DR	PLGR	12	6924N	
Cummins 8.3L ISC	2007-98	Opt. 41MT, w/OCP	DR	PLGR	12	6919N	
Cummins 8.3L ISC		Opt. 42MT (w/OCP)	DR	DD	12	6566N	
Cummins 8.3L ISC		Opt.39MT service repl. w/IMS	DR	PLGR	12	6908N	6908N
Cummins 8.3L ISC		Std. 37MT	DR	DD	12	6613N	6919N
Cummins 8.3L ISC		Std. 41MT	DR	DD	12	6613N	6919N

STARTERS

ENGINE	YEAR	APPLICATION	Mfg	Type	Volt	PART NO.	OPT. NO.
Kenworth (Cont'd)							
T800 (Cont'd)							
Cummins 8.9L ISL	2007-02	Opt. 41MT, w/OCP	DR	PLGR	12	6919N	
Cummins 8.9L ISL		Opt. 42MT (w/OCP)	DR	DD	12	6566N	
Cummins 8.9L ISL		Opt.39MT service repl. w/IMS	DR	PLGR	12	6908N	6908N
Cummins 8.9L ISL		Std. 37MT	DR	DD	12	6613N	6919N
Cummins 8.9L ISL		Std. 41MT	DR	DD	12	6613N	6919N
Cummins ISC , 8.3L	2003-98	Opt. LN PLGR, 12V, w/OCP & IMS	DR	PLGR	12	6919N	
Cummins ISM	2007-98	Opt. 39MT (HD Version, w/IMS, w/OCP)	DR	PLGR	12	6912N	6924N
Cummins ISM		Opt. 42MT (w/OCP)	DR	DD	12	6554N	6924N
Cummins ISM		Opt. Denso OSGR Replacement	ND	OSGR	12	19501N	6924N
Cummins ISM		Opt.39MT Serv. Repl., w/IMS, OCP & Rot. DEH	DR	PLGR	12	6924N	
Cummins ISM		Std. 42MT, 12V, w/o OCP	DR	DD	12	6511N	6924N
Cummins ISM	2003	Opt 42MT, 12V, w/OCP	DR	DD	12	6554N	6924N
Cummins ISM, 10.8L	2003-99	Opt. 42MT HD, w/OCP & IMS	DR	PLGR	12	6924N	
Cummins ISX	2007-00	Opt. 39MT (HD Version, w/IMS, w/OCP)	DR	PLGR	12	6912N	6924N
Cummins ISX		Opt. 42MT (w/OCP)	DR	DD	12	6554N	6924N
Cummins ISX		Opt. Denso OSGR Replacement	ND	OSGR	12	19505N	6924N
Cummins ISX		Opt.39MT Serv. Repl., w/IMS, OCP & Rot. DEH	DR	PLGR	12	6924N	
Cummins ISX	2005	Opt 42MT, 12V, w/OCP	DR	DD	12	6554N	6924N
Cummins ISX	2002-00	Std. 42MT, 12V, w/o OCP	DR	DD	12	6511N	6924N
Cummins ISX	1999	42MT w/o OCP	DR	DD	12	6356N	6924N
Cummins ISX		Opt. 42MT (12V, w/OCP)	DR	DD	12	6513N	6924N
Cummins ISX10, 10.8L	2003-99	Opt. 42MT HD, w/OCP & IMS	DR	PLGR	12	6924N	
Cummins L-10	1997	Std. 42MT, 12V, w/o OCP	DR	DD	12	6511N	6924N
Cummins L-10	1997-91	Opt. 42MT (w/OCP)	DR	DD	12	6554N	6924N
Cummins L-10		Opt. Denso PLGR Replacement	ND	PLGR	12	18571N	6924N
Cummins L-10	1995	Opt 42MT, 12V, w/OCP	DR	DD	12	6554N	6924N
Cummins M11	2003-93	Opt. 42MT (w/OCP)	DR	DD	12	6554N	6924N
Cummins M11		Opt. Denso OSGR Replacement	ND	OSGR	12	19502N	6924N
Cummins M11		Opt. Denso PLGR Replacement	ND	PLGR	12	18571N	6924N
Cummins M11	2002-86	Std. 42MT, 12V, w/o OCP	DR	DD	12	6511N	6924N
Cummins M11	2000	Opt 42MT, 12V, w/OCP	DR	DD	12	6554N	6924N
Cummins M-11	1993-86	Opt. 42MT/ 24V	DR	DD	24	6370N	6853N
Cummins M-11		Opt.39MT service repl., 24V / 11T	DR	PLGR	24	6819N	
Cummins N14	2003-95	Opt 42MT, 12V, w/OCP	DR	DD	12	6554N	6924N
Cummins N14	2003-90	Opt. Denso OSGR Replacement	ND	OSGR	12	19503N	6924N
Cummins N14	2003-86	Std. 42MT, 12V, w/o OCP	DR	DD	12	6511N	6924N
Cummins N14	2002-90	Opt. 42MT (w/OCP)	DR	DD	12	6554N	6924N
Cummins N-14	1994-86	Opt. 42MT/ 24V	DR	DD	24	6370N	6853N
Cummins N-14		Opt.39MT service repl., 24V / 11T	DR	PLGR	24	6819N	
Cummins NTC-855	1991-86	Opt. 42MT (w/OCP)	DR	DD	12	6554N	6924N
Cummins NTC-855		Std. 42MT, 12V, w/o OCP	DR	DD	12	6511N	6924N
Cummins NTC-855	1989	Opt 42MT, 12V, w/OCP	DR	DD	12	6554N	6924N
Cummins Signature	2003-00	Opt. 42MT (w/OCP)	DR	DD	12	6554N	6924N
Cummins Signature	2002-99	Std. 42MT, 12V, w/o OCP	DR	DD	12	6511N	6924N
Cummins Signature	1999	Opt 42MT, 12V, w/OCP	DR	DD	12	6554N	6924N
Cummins Signature 600							
15.0L	2003-98	42MT (w/o OCP)	DR	DD	12	6356N	6924N
Cummins Signature 600							
15.0L		Opt. 42MT (12V, w/OCP)	DR	DD	12	6513N	6924N
Cummins Signature 600,							
15.0L		Opt. 42MT HD, w/OCP & IMS	DR	PLGR	12	6924N	
DD 60 Series	2003-97	Std. 42MT, 12V, w/o OCP	DR	DD	12	6511N	6924N
DD 60 Series	2003-89	Opt. 42MT (w/OCP)	DR	DD	12	6554N	6924N
DD 60 Series	2003-88	Opt. Denso PLGR Replacement	ND	PLGR	12	18571N	6924N
DD 60 Series	1996-88	Opt 42MT, 12V, w/OCP	DR	DD	12	6554N	6924N
W900							
6 Cyl. 10.3L 10308cc 629cid	1999-96	Caterpillar 3176, Std. 42MT, 12V, w/o OCP	DR	DD	12	6511N	6924N
6 Cyl. 10.3L 10308cc 629cid	1997	Caterpillar C-10, Std. 42MT, 12V, w/o OCP	DR	DD	12	6511N	6924N
6 Cyl. 10.8L 10824cc 660cid		Cummins M11, Std. 42MT, 12V, w/o OCP	DR	DD	12	6511N	6924N
6 Cyl. 11.1L 11070cc 675cid	2003-97	DD 60 Series, Std. 42MT, 12V, w/o OCP	DR	DD	12	6511N	6924N
6 Cyl. 14.6L 14594cc 890cid	2005-97	Caterpillar 3406, Std. 42MT, 12V, w/o OCP	DR	DD	12	6511N	6924N
Cat. 3306	1984	Opt. 39MT service repl., 24V / 12T, w/IMS	DR	PLGR	24	6823N	
Cat. 3306		Opt. 39MT service repl., rotatable DEH, 24V / 12T, w/IMS	DR	PLGR	24	6823N	
Caterpillar 1693	1979-73	Std. 50MT	DR	DD	24	4897N	

STARTERS

STARTERS

ENGINE	YEAR	APPLICATION	Mfg	Type	Volt	PART NO.	OPT. NO.
Kenworth (Cont'd)							
W900 (Cont'd)							
Caterpillar 3176	1997-91	Opt. 42MT (w/OCF)	DR	DD	12	6554N	6924N
Caterpillar 3306	1999-86	Opt. 42MT (w/OCF)	DR	DD	12	6566N	
Caterpillar 3306		Std. 42MT	DR	DD	12	6516N	6566N
Caterpillar 3306	1985	Delco 42MT	DR	DD	12	6371N	6907N
Caterpillar 3306		Opt. 40MT	DR	DD	12	3339N	18572N
Caterpillar 3306	1985-84	Opt. 42MT	DR	DD	12	6516N	6566N
Caterpillar 3306	1984	Opt. 39MT service repl., 24V / 12T, w/o IMS	DR	PLGR	24	6826N	6823N
Caterpillar 3306		Opt. 42MT	DR	DD	24	6363N	6823N
Caterpillar 3306		Std. 40MT	DR	DD	12	3339N	18572N
Caterpillar 3306	1983-80	12 Volt	DR	PLGR	12	6907N	
Caterpillar 3306		24 Volt	DR	DD	24	3948N	6360N
Caterpillar 3406	2005	Opt 42MT, 12V, w/OCF	DR	DD	12	6554N	6924N
Caterpillar 3406	2005-91	Opt. Denso PLGR Replacement	ND	PLGR	12	18571N	6924N
Caterpillar 3406	2004-84	Opt. 42MT (w/OCF)	DR	DD	12	6554N	6924N
Caterpillar 3406	1985-84	Opt. 42MT (24V)	DR	DD	24	6370N	6853N
Caterpillar 3406		Opt. 50MT	DR	DD	24	4930N	
Caterpillar 3406		Opt.39MT service repl., 24V / 11T	DR	PLGR	24	6819N	
Caterpillar 3406		Std. 42MT	DR	DD	12	6356N	6924N
Caterpillar 3406	1983-82	Std. 40MT	DR	DD	12	3974N	6356N
Caterpillar 3406	1981-80	Std. 42MT	DR	DD	24	3745N	6370N
Caterpillar 3406	1979-73	Std. 40MT	DR	DD	24	3745N	6370N
Caterpillar C-10	2003-98	Std. 42MT, 12V, w/o OCP	DR	DD	12	6511N	6924N
Caterpillar C-10	2003-97	Opt. 39MT (HD Version, w/IMS, w/OCF)	DR	PLGR	12	6912N	6924N
Caterpillar C-10		Opt. 42MT (w/OCF)	DR	DD	12	6554N	6924N
Caterpillar C-10		Opt. Denso PLGR Replacement	ND	PLGR	12	18571N	6924N
Caterpillar C-10		Opt.39MT Serv. Repl., w/IMS, OCP & Rot. DEH	DR	PLGR	12	6924N	
Caterpillar C-12	2004-97	Opt. 39MT (HD Version, w/IMS, w/OCF)	DR	PLGR	12	6912N	6924N
Caterpillar C-12		Opt. 42MT (w/OCF)	DR	DD	12	6554N	6924N
Caterpillar C-12		Opt. Denso PLGR Replacement	ND	PLGR	12	18571N	6924N
Caterpillar C-12		Opt.39MT Serv. Repl., w/IMS, OCP & Rot. DEH	DR	PLGR	12	6924N	
Caterpillar C-12	2002-97	Std. 42MT, 12V, w/o OCP	DR	DD	12	6511N	6924N
Caterpillar C-13	2007-04	Opt. 39MT (HD Version, w/IMS, w/OCF)	DR	PLGR	12	6912N	6924N
Caterpillar C-13		Opt. 42MT (w/OCF)	DR	DD	12	6554N	6924N
Caterpillar C-13		Opt. Denso OSGR Replacement	ND	OSGR	12	19501N	6924N
Caterpillar C-13		Opt.39MT Serv. Repl., w/IMS, OCP & Rot. DEH	DR	PLGR	12	6924N	
Caterpillar C-15	2007-97	Opt. 39MT (HD Version, w/IMS, w/OCF)	DR	PLGR	12	6912N	6924N
Caterpillar C-15		Opt. 42MT (w/OCF)	DR	DD	12	6554N	6924N
Caterpillar C-15		Opt. Denso OSGR Replacement	ND	OSGR	12	19501N	6924N
Caterpillar C-15		Opt.39MT Serv. Repl., w/IMS, OCP & Rot. DEH	DR	PLGR	12	6924N	
Caterpillar C-15	2002-97	Std. 42MT, 12V, w/o OCP	DR	DD	12	6511N	6924N
Caterpillar C-16	2003-00	Opt. 39MT (HD Version, w/IMS, w/OCF)	DR	PLGR	12	6912N	6924N
Caterpillar C-16		Opt. 42MT (w/OCF)	DR	DD	12	6554N	6924N
Caterpillar C-16		Opt. Denso PLGR Replacement	ND	PLGR	12	18571N	6924N
Caterpillar C-16		Opt.39MT Serv. Repl., w/IMS, OCP & Rot. DEH	DR	PLGR	12	6924N	
Caterpillar C-16		Std. 42MT, 12V, w/o OCP	DR	DD	12	6511N	6924N
Cummins 8.9L ISL	2003-02	Opt. 41MT, w/OCF	DR	PLGR	12	6919N	
Cummins 8.9L ISL		Opt. 42MT (w/OCF)	DR	DD	12	6566N	
Cummins 8.9L ISL		Opt.39MT service repl. w/IMS	DR	PLGR	12	6908N	6908N
Cummins 8.9L ISL		Std. 37MT	DR	DD	12	6613N	6919N
Cummins 8.9L ISL		Std. 41MT	DR	DD	12	6613N	6919N
Cummins F Eng.	1985-80	12 Volt, Std. 40MT	DR	DD	12	3974N	6356N
Cummins F Eng.		24 Volt, Std. 40MT	DR	DD	24	3745N	6370N
Cummins ISM	2004-01	Opt. 39MT (HD Version, w/IMS, w/OCF)	DR	PLGR	12	6912N	6924N
Cummins ISM		Opt. 42MT (w/OCF)	DR	DD	12	6554N	6924N
Cummins ISM		Opt. Denso OSGR Replacement	ND	OSGR	12	19501N	6924N
Cummins ISM		Opt.39MT Serv. Repl., w/IMS, OCP & Rot. DEH	DR	PLGR	12	6924N	
Cummins ISM	2002-01	Std. 42MT, 12V, w/o OCP	DR	DD	12	6511N	6924N
Cummins ISM	2000-99	42MT w/o OCP	DR	DD	12	6356N	6924N
Cummins ISM		Opt. 42MT (12V, w/OCF)	DR	DD	12	6513N	6924N
Cummins ISM, 10.8L	2003-99	Opt. 42MT HD, w/OCF & IMS	DR	PLGR	12	6924N	
Cummins ISX	2007-99	Opt. 39MT (HD Version, w/IMS, w/OCF)	DR	PLGR	12	6912N	6924N
Cummins ISX		Opt. 42MT (w/OCF)	DR	DD	12	6554N	6924N
Cummins ISX		Opt. Denso OSGR Replacement	ND	OSGR	12	19505N	6924N
Cummins ISX		Opt.39MT Serv. Repl., w/IMS, OCP & Rot. DEH	DR	PLGR	12	6924N	
Cummins ISX	2003	Opt 42MT, 12V, w/OCF	DR	DD	12	6554N	6924N
Cummins ISX	2002-99	Std. 42MT, 12V, w/o OCP	DR	DD	12	6511N	6924N

STARTERS

ENGINE	YEAR	APPLICATION	Mfg	Type	Volt	PART NO.	OPT. NO.
Kenworth (Cont'd)							
W900 (Cont'd)							
Cummins ISX10, 10.8L	2003-01	Opt. 42MT HD, w/OCP & IMS	DR	PLGR	12	6924N	
Cummins KT-450 / 600	1985-82	Std. 50MT	DR	DD	24	4930N	
Cummins KT-450 / 600	1981-80	Std. 50MT	DR	DD	24	4930N	
Cummins KT-450 / 600	1979-75	Std. 50MT	DR	DD	24	4930N	
Cummins M11	2003-93	Std. 42MT, 12V, w/o OCP	DR	DD	12	6511N	6924N
Cummins M11	1997-93	Opt. 42MT (w/OCP)	DR	DD	12	6554N	6924N
Cummins M11		Opt. Denso OSGR Replacement	ND	OSGR	12	19502N	6924N
Cummins M11		Opt. Denso PLGR Replacement	ND	PLGR	12	18571N	6924N
Cummins M-11	1993-86	Opt. 42MT/ 24V	DR	DD	24	6370N	6853N
Cummins M-11		Opt.39MT service repl., 24V / 11T	DR	PLGR	24	6819N	
Cummins N14	2004-90	Opt. 42MT (w/OCP)	DR	DD	12	6554N	6924N
Cummins N14		Opt. Denso OSGR Replacement	ND	OSGR	12	19503N	6924N
Cummins NH Eng.	1979-73	12 Volt, Std. 40MT	DR	DD	12	3974N	6356N
Cummins NH Eng.		24 Volt, Std. 40MT	DR	DD	24	3745N	6370N
Cummins NTC-855	1991-86	Std. 42MT, 12V, w/o OCP	DR	DD	12	6511N	6924N
Cummins NTC-855	1991-85	Opt. 42MT (w/OCP)	DR	DD	12	6554N	6924N
Cummins NTC-855	1985-84	Opt. 42MT (24V)	DR	DD	24	6370N	6853N
Cummins NTC-855		Opt. 50MT	DR	DD	12	3905N	
Cummins NTC-855		Opt. 50MT	DR	DD	24	4930N	
Cummins NTC-855		Opt.39MT service repl., 24V / 11T	DR	PLGR	24	6819N	
Cummins NTC-855		Std. 42MT	DR	DD	12	6356N	6924N
Cummins NTC-855	1984	Opt 42MT, 12V, w/OCP	DR	DD	12	6554N	6924N
Cummins NTC-855	1983-80	12 Volt, Opt. 40MT (w/OCP)	DR	PLGR	12	6924N	
Cummins NTC-855		12 Volt, Std. 40MT	DR	DD	12	3974N	6356N
Cummins NTC-855		24 Volt	DR	DD	24	3745N	6370N
Cummins Signature	2003-99	Opt. 42MT (w/OCP)	DR	DD	12	6554N	6924N
Cummins Signature		Std. 42MT, 12V, w/o OCP	DR	DD	12	6511N	6924N
Cummins Signature 600, 15.0L		Opt. 42MT HD, w/OCP & IMS	DR	PLGR	12	6924N	
Cummins V8-225	1979-73	Std. 40MT	DR	DD	12	3974N	6356N
Cummins V-903		12 Volt	DR	DD	12	3974N	6356N
Cummins V-903		24 Volt	DR	DD	24	3745N	6370N
Cummins VT-300	1985-80	12 Volt, Std. 40MT	DR	DD	12	3974N	6356N
Cummins VT-300		24 Volt	DR	DD	24	3745N	6370N
DD 12V-71	1982-80	Std. 50MT	DR	DD	24	4930N	
DD 12V-71	1979-75	50MT, 24V	DR	DD	24	4930N	
DD 12V-71	1974-73	50MT, 24V	DR	DD	24	4930N	
DD 60 Series	2003-90	Opt. 42MT (w/OCP)	DR	DD	12	6554N	6924N
DD 60 Series		Opt. Denso PLGR Replacement	ND	PLGR	12	18571N	6924N
DD 6V-71	1985-80	12 Volt, Std. 40MT	DR	DD	12	3974N	6356N
DD 6V-71		24 Volt	DR	DD	24	3745N	6370N
DD 6V-71	1979-75	12 Volt	DR	DD	12	3974N	6356N
DD 6V-71		24 Volt	DR	DD	24	3745N	6370N
DD 6V-92	1990-86	Std. 42MT, 12V, w/o OCP	DR	DD	12	6511N	6924N
DD 6V-92	1990-84	Opt. 42MT (w/OCP)	DR	DD	12	6554N	6924N
DD 6V-92	1985-84	Opt. 42MT (24V)	DR	DD	24	6370N	6853N
DD 6V-92		Opt. 50MT	DR	DD	12	3905N	
DD 6V-92		Opt.39MT service repl., 24V / 11T	DR	PLGR	24	6819N	
DD 6V-92		Std. 42MT	DR	DD	12	6356N	6924N
DD 6V-92	1983-80	12 Volt, Opt. 40MT (w/OCP)	DR	PLGR	12	6924N	
DD 6V-92		12 Volt, Std. 40MT	DR	DD	12	3974N	6356N
DD 6V-92		24 Volt, Std. 40MT	DR	DD	24	3745N	6370N
DD 8V-71	1983-82	12 Volt, Opt. 40MT (w/OCP)	DR	PLGR	12	6924N	
DD 8V-71		12 Volt, Std. 40MT	DR	DD	12	3974N	6356N
DD 8V-71		24 Volt, Std. 40MT	DR	DD	24	3745N	6370N
DD 8V-71	1981-80	12 Volt, Std. 40MT	DR	DD	12	3974N	6356N
DD 8V-71		24 Volt	DR	DD	24	3745N	6370N
DD 8V-71	1979-73	12 Volt	DR	DD	12	3974N	6356N
DD 8V-71		24 Volt	DR	DD	24	3745N	6370N
DD 8V-92	1990-86	Opt. 50MT	DR	DD	24	4930N	
DD 8V-92		Std. 50MT	DR	DD	12	3905N	
DD 8V-92	1985-84	42MT, 24Volt	DR	DD	24	6370N	6853N
DD 8V-92		Opt. 50MT	DR	DD	12	3905N	
DD 8V-92		Opt. 50MT	DR	DD	24	4930N	
DD 8V-92		Opt.39MT service repl., 24V / 11T	DR	PLGR	24	6819N	
DD 8V-92	1983-82	Std. 50MT	DR	DD	24	4930N	

STARTERS

STARTERS

ENGINE	YEAR	APPLICATION	Mfg	Type	Volt	PART NO.	OPT. NO.
Kenworth (Cont'd)							
W900 (Cont'd)							
DD 8V-92	1981-80	Std. 50MT	DR	DD	24	4930N	
DD 8V-92	1979-75	50MT, 24V	DR	DD	24	4930N	
KHD							
F10L413 Engine							
14100cc	1975	Bosch System	BO	DD	24	17107N	
F12L413 Engine							
19144cc	1975	Bosch System	BO	DD	24	17107N	
F3L912 Engine							
2820cc	1977-75	Bosch System	BO	DD	12	17075N	
2820cc	1977-70	Bosch System	BO	DD	12	17074N	
2820cc	1975-70	Bosch System	BO	DD	12	17075N	
F4L912 Engine							
3760cc	1980-73	Bosch System	BO	DD	12	17074N	
3760cc	1972-71	Bosch System	BO	DD	12	17075N	
3760cc	1970-67	Bosch System	BO	DD	12	17075N	
F6L912 Engine							
5640cc	1978-67	Bosch System	BO	DD	12	17074N	
Kohler							
Air Cooled							
10HP	All	Std. Unit	ND	PMDD	12	18966N	
12HP		Various	ND	PMDD	12	18966N	
8.5HP		Std. Unit	ND	PMDD	12	18966N	
K-161		UT System / OE Mfd. unit	UT	PMDD	12	5767N-OE	
K-181	1978-75	UT System / OE Mfd. unit	UT	PMDD	12	5767N-OE	
K-211	All	UT System	UT	PMDD	12	5760N	
K-241	1987-75	UT PMDD, 10T, CCW, early version	UT	PMDD	12	5761N	
K-241		UT PMDD, 10T, CCW, late version	UT	PMDD	12	5761N	
K-301		UT PMDD, 10T, CCW, early version	UT	PMDD	12	5761N	
K-301		UT PMDD, 10T, CCW, late version	UT	PMDD	12	5761N	
K-301	All	UT System	UT	PMDD	12	5760N	
K-321		UT System	UT	PMDD	12	5760N	
K-341	1987-79	UT PMDD, 10T, CCW, early version	UT	PMDD	12	5761N	
K-341		UT PMDD, 10T, CCW, late version	UT	PMDD	12	5761N	
K-341	All	UT System	UT	PMDD	12	5760N	
K-482		UT PMDD, 9T, CCW	UT	PMDD	12	5766N	
K-532		UT PMDD, 9T, CCW	UT	PMDD	12	5766N	
K-582		UT PMDD, 9T, CCW	UT	PMDD	12	5766N	
KT-17		UT PMDD, 9T, CCW	UT	PMDD	12	5757N	
KT-18		UT PMDD, 9T, CCW	UT	PMDD	12	5915N	
KT-19		UT PMDD, 9T, CCW	UT	PMDD	12	5757N	
M-18		UT PMDD, 9T, CCW	UT	PMDD	12	5757N	
M-8 thru M-16		UT PMDD, 10T, CCW	UT	PMDD	12	5756N	
MV-16S		UT PMDD, 9T, CCW	UT	PMDD	12	5757N	
MV-17		UT PMDD, 9T, CCW	UT	PMDD	12	5757N	
MV-18		UT PMDD, 9T, CCW	UT	PMDD	12	5757N	
Komatsu							
HD465-5							
SA6D170A Eng.	1999-93	Nikko, 24V / 11T	NK	OSGR	24	19938N	
Lister-Petter							
Alpha range							
Various Eng.	1996-90	Denso GR : 12V / 11T, 2.0 kW	ND	OSGR	12	18988N	
Various Eng.		Denso GR, 12V / 11T, 1.4 kW	ND	OSGR	12	18158N	18988N
LPA2							
Alpha Series	1996-90	Denso GR : 12V / 11T, 2.0 kW	ND	OSGR	12	18988N	
Alpha Series		Denso GR, 12V / 11T, 1.4 kW	ND	OSGR	12	18158N	18988N

STARTERS

ENGINE	YEAR	APPLICATION	Mfg	Type	Volt	PART NO.	OPT. NO.
Lister-Petter (Cont'd)							
LPW2							
930ccm 2cyl 14.7kw	1996-90	Denso GR : 12V / 11T, 2.0 kW	ND	OSGR	12	18988N	
930ccm 2cyl 14.7kw		Denso GR, 12V / 11T, 1.4 kW	ND	OSGR	12	18158N	18988N
LPW3							
1395ccm 3cyl 20.1kw	1996-90	Denso GR : 12V / 11T, 2.0 kW	ND	OSGR	12	18988N	
1395ccm 3cyl 20.1kw		Denso GR, 12V / 11T, 1.4 kW	ND	OSGR	12	18158N	18988N
Various Eng.	2006-96	Gen. Set, ND, 12V / 9T	ND	OSGR	12	19554N	
LPW4							
1860ccm 4cyl 29.5kw	1996-90	Denso GR : 12V / 11T, 2.0 kW	ND	OSGR	12	18988N	
1860ccm 4cyl 29.5kw		Denso GR, 12V / 11T, 1.4 kW	ND	OSGR	12	18158N	18988N
LPWS2							
930ccm 2cyl 14.7kw	1996-90	Denso GR : 12V / 11T, 2.0 kW	ND	OSGR	12	18988N	
930ccm 2cyl 14.7kw		Denso GR, 12V / 11T, 1.4 kW	ND	OSGR	12	18158N	18988N
LPWS3							
1395ccm 3cyl 20.1kw	1996-90	Denso GR : 12V / 11T, 2.0 kW	ND	OSGR	12	18988N	
1395ccm 3cyl 20.1kw		Denso GR, 12V / 11T, 1.4 kW	ND	OSGR	12	18158N	18988N
LPWT4							
1860ccm Turbo 4cyl 40.2kw	1996-90	Denso GR : 12V / 11T, 2.0 kW	ND	OSGR	12	18988N	
1860ccm Turbo 4cyl 40.2kw		Denso GR, 12V / 11T, 1.4 kW	ND	OSGR	12	18158N	18988N
ST1							
ST1 Eng. (CCW)	All	Lucas System	LU	DD	12	17643N-OE	
ST2							
ST2 Eng. (CCW)	All	Lucas System	LU	DD	12	17643N-OE	
ST3							
ST3 Eng. (CCW)	All	Lucas System	LU	DD	12	17643N-OE	
TS, TR, TX							
T range	All	Lucas System	LU	DD	12	18261N	
T range		Lucas System, supplied by OE Mfr.	LU	DD	12	18261N	
TX3							
2.3L - 3cyl	2006-01	Lucas System	LU	DD	12	18261N	
2.3L - 3cyl		Lucas System, supplied by OE Mfr.	LU	DD	12	18261N	
Various							
Various Eng.	2003-90	Delco 28MT / OSGR	DR	OSGR	24	6594N	
Mack							
CH Series							
Mack E6 Series 671ci	1998-88	Opt. 42MT HD, w/OCP & IMS	DR	PLGR	12	6924N	
Mack E9 Series 998ci	1994-88	Opt. 42MT HD, w/OCP & IMS	DR	PLGR	12	6924N	
Mack Eng.	2009-00	Opt.39MT(Delco) w/IMS, w/o OCP	DR	PLGR	12	6913N	6924N
Mack Eng.		Std. 42MT	DR	DD	12	6356N	6924N
Mack Eng.	2009-88	Opt. 42MT (12V, w/OCP)	DR	DD	12	6513N	6924N
Mack Eng.	2008-00	Opt. Denso PLGR Replacement	ND	PLGR	12	18571N	6924N
Mack Eng.	2008-88	42MT Service unit (24V, w/OCP) w/add. DEH positions .	DR	DD	24	6553N	6853N
Mack Eng.		Opt. 42MT (24V, w/OCP)	DR	DD	24	6552N	6853N
Mack Eng.	2007-04	Opt.39MT Serv. Repl., w/IMS, OCP & Rot. DEH	DR	PLGR	12	6924N	
Mack Eng.	2007-00	Opt. Denso OSGR Replacement	ND	OSGR	12	19502N	6924N
Mack Eng.		Opt.39MT Ext.Rot. ser.repl. 12V / 11T, w/IMS, w/o OCP .	DR	PLGR	12	6867N	
Mack Eng.	2003-00	Opt.39MT Serv. Repl., w/IMS, OCP & Rot. DEH	DR	PLGR	12	6924N	
Mack Eng.		Opt.39MT(Melco) w/IMS, w/o OCP	DR	PLGR	12	6913N	6924N
Mack Eng.	1999-95	Opt. 50MT (12V)	DR	DD	12	3905N	
Mack Eng.		Opt. 50MT (24V)	DR	DD	24	4930N	
Mack Eng.	1999-88	Opt. Denso OSGR Repl. (12V)	ND	OSGR	12	19502N	6924N
Mack Eng.		Opt. Denso PLGR Repl. (12V)	ND	PLGR	12	18571N	6924N
Mack Eng.		Opt.39MT service repl., 24V / 11T	DR	PLGR	24	6819N	
Mack Eng.		Std. 42MT (12V)	DR	DD	12	6356N	6924N
Mack Eng.		Std. 42MT (24V)	DR	DD	24	6370N	6853N
Mack Eng.	1994-88	Opt. 50MT (24V)	DR	DD	24	4930N	
Mack Eng., E-7	2007-04	Std. 39MT(Delco) w/IMS, w/o OCP	DR	PLGR	12	6913N	6924N
Mack Eng., E-7	2007-00	Opt. 39MT, w/IMS, w/OCP, w/SSL	DR	PLGR	12	6913N	6924N
Mack Eng., MP7	2010-04	Opt. Mitsubishi PLGR	MI	PLGR	12	19536N	6924N

STARTERS

STARTERS

ENGINE	YEAR	APPLICATION	Mfg	Type	Volt	PART NO.	OPT. NO.
Mack (Cont'd)							
CL							
Cummins Signature	2003-01	Opt. 42MT (w/OCP)	DR	DD	12	6513N	6924N
Cummins Signature		Std. 42MT	DR	DD	12	6356N	6924N
Cummins Signature 600		Opt. Denso PLGR Replacement	ND	PLGR	12	18571N	6924N
CL Series							
Cummins ISX	2007-01	Opt. 42MT (w/OCP)	DR	DD	12	6513N	6924N
Cummins ISX		Std. 42MT	DR	DD	12	6356N	6924N
Cummins ISX15, 15.0L		Opt. 42MT HD, w/OCP & IMS	DR	PLGR	12	6924N	
Cummins Signature 600, 15.0L	2003-01	Opt. 42MT HD, w/OCP & IMS	DR	PLGR	12	6924N	
E7	2006-03	Delco 39MT / 24V, Rotatable DEH, w/IMS & OCP	DR	PLGR	24	6837N	
Mack 12.0L 728ci	2009-92	Opt. 42MT HD, w/OCP & IMS	DR	PLGR	12	6924N	
Mack E9 Series 998ci	2002-92	Opt. 42MT HD, w/OCP & IMS	DR	PLGR	12	6924N	
Mack Eng.	2009-00	Opt. 42MT (w/OCP)	DR	DD	12	6513N	6924N
Mack Eng.		Opt. 39MT (Delco) w/IMS, w/o OCP	DR	PLGR	12	6913N	6924N
Mack Eng.		Std. 42MT	DR	DD	12	6356N	6924N
Mack Eng.	2008-00	Opt. Denso PLGR Replacement	ND	PLGR	12	18571N	6924N
Mack Eng.	2008-90	Opt. 42MT (24V, w/OCP)	DR	DD	24	6552N	6853N
Mack Eng.	2007-04	Opt. 39MT Serv. Repl., w/IMS, OCP & Rot. DEH	DR	PLGR	12	6924N	
Mack Eng.	2007-00	Opt. Denso OSGR Replacement	ND	OSGR	12	19502N	6924N
Mack Eng.	2003-00	Opt. 39MT Ext. Rot. ser. repl. 12V / 11T, w/IMS, w/o OCP	DR	PLGR	12	6867N	
Mack Eng.		Opt. 39MT Serv. Repl., w/IMS, OCP & Rot. DEH	DR	PLGR	12	6924N	
Mack Eng.		Opt. 39MT (Melco) w/IMS, w/o OCP	DR	PLGR	12	6913N	6924N
Mack Eng.	1999-95	Opt. 50MT (12V)	DR	DD	12	3905N	
Mack Eng.		Opt. 50MT (24V)	DR	DD	24	4930N	
Mack Eng.	1999-90	42MT Service unit (24V, w/OCP) w/add. DEH positions	DR	DD	24	6553N	6853N
Mack Eng.		Opt. 42MT (12V, w/OCP)	DR	DD	12	6513N	6924N
Mack Eng.		Opt. Denso OSGR Repl. (12V)	ND	OSGR	12	19502N	6924N
Mack Eng.		Opt. Denso PLGR Repl. (12V)	ND	PLGR	12	18571N	6924N
Mack Eng.		Opt. 39MT service repl., 24V / 11T	DR	PLGR	24	6819N	
Mack Eng.		Std. 42MT (12V)	DR	DD	12	6356N	6924N
Mack Eng.		Std. 42MT (24V)	DR	DD	24	6370N	6853N
Mack Eng.	1994-90	Opt. 50MT (24V)	DR	DD	24	4930N	
Mack Eng., E-7	2007-04	Std. 39MT (Delco) w/IMS, w/o OCP	DR	PLGR	12	6913N	6924N
Mack Eng., E-7	2007-00	Opt. 39MT, w/IMS, w/OCP, w/SSL	DR	PLGR	12	6913N	6924N
Mack Eng., MP7	2010-04	Opt. Mitsubishi PLGR	MI	PLGR	12	19536N	6924N
CM Series							
Cummins 14.0L	1990-84	42MT (w/o OCP)	DR	DD	12	6356N	6924N
Cummins 14.0L		42MT Service unit (24V, w/OCP) w/add. DEH positions	DR	DD	24	6553N	6853N
Cummins 14.0L		Opt. 42MT (12V, w/OCP)	DR	DD	12	6513N	6924N
Cummins 14.0L		Opt. 42MT (24V, w/OCP)	DR	DD	24	6552N	6853N
Cummins 14.0L		Opt. 42MT / 24V	DR	DD	24	6370N	6853N
Cummins 14.0L		Opt. 50MT (24V)	DR	DD	24	4930N	
Cummins 14.0L		Opt. Denso PLGR Repl. (12V)	ND	PLGR	12	18571N	6924N
Cummins 14.0L		Opt. 39MT service repl., 24V / 11T	DR	PLGR	24	6819N	
Cummins 6C, 8.3L		Delco 42MT	DR	DD	12	6371N	6907N
Cummins 6C, 8.3L		Opt. LN PLGR, 12V, w/OCP & IMS	DR	PLGR	12	6919N	
Cummins N14, 14.0L		Opt. 42MT HD, w/OCP & IMS	DR	PLGR	12	6924N	
Mack 12.0L 728ci	1990-89	Opt. 42MT HD, w/OCP & IMS	DR	PLGR	12	6924N	
Mack 12.0L 728ci	1988-84	42MT HD, w/OCP & IMS	DR	PLGR	12	6924N	
Mack E5 / EC5	1990-85	Opt. 42MT (12V, w/OCP)	DR	DD	12	6513N	6924N
Mack E5 / EC5		Opt. Denso PLGR Repl. (12V)	ND	PLGR	12	18571N	6924N
Mack E5 / EC5	1989-86	42MT Service unit (24V, w/OCP) w/add. DEH positions	DR	DD	24	6553N	6853N
Mack E5 / EC5		Opt. 42MT (24V, w/OCP)	DR	DD	24	6552N	6853N
Mack E5 / EC5		Opt. 50MT (24V)	DR	DD	24	4930N	
Mack E5 / EC5		Opt. 39MT service repl., 24V / 11T	DR	PLGR	24	6819N	
Mack E5 / EC5		Std. 42MT (12V)	DR	DD	12	6356N	6924N
Mack E5 / EC5		Std. 42MT (24V)	DR	DD	24	6370N	6853N
Mack E6 Series	1990-84	42MT (w/o OCP)	DR	DD	12	6356N	6924N
Mack E6 Series		42MT Service unit (24V, w/OCP) w/add. DEH positions	DR	DD	24	6553N	6853N
Mack E6 Series		Opt. 42MT (12V, w/OCP)	DR	DD	12	6513N	6924N
Mack E6 Series		Opt. 42MT (24V, w/OCP)	DR	DD	24	6552N	6853N
Mack E6 Series		Opt. 42MT / 24V	DR	DD	24	6370N	6853N
Mack E6 Series		Opt. 50MT (24V)	DR	DD	24	4930N	
Mack E6 Series		Opt. Denso PLGR Repl. (12V)	ND	PLGR	12	18571N	6924N
Mack E6 Series		Opt. 39MT service repl., 24V / 11T	DR	PLGR	24	6819N	

STARTERS

ENGINE	YEAR	APPLICATION	Mfg	Type	Volt	PART NO.	OPT. NO.
Mack (Cont'd)							
CM Series (Cont'd)							
Mack E6 Series 671ci	1990	42MT HD, w/OCP & IMS	DR	PLGR	12	6924N	
Mack E6 Series 671ci	1989-84	Opt. 42MT HD, w/OCP & IMS	DR	PLGR	12	6924N	
Mack EM7	1990-84	42MT (11T, w/o OCP)	DR	DD	12	6356N	6924N
Mack EM7		42MT Service unit (24V, w/OCP) w/add. DEH positions .	DR	DD	24	6553N	6853N
Mack EM7		Opt. 42MT (12V, 11T, w/OCP)	DR	DD	12	6513N	6924N
Mack EM7		Opt. 42MT (24V, 11T, w/OCP)	DR	DD	24	6552N	6853N
Mack EM7		Opt. 42MT(11T, 24V)	DR	DD	24	6370N	6853N
Mack EM7		Opt. 50MT (24V)	DR	DD	24	4930N	
Mack EM7		Opt. Denso PLGR Repl. (12V)	ND	PLGR	12	18571N	6924N
Mack EM7		Opt.39MT service repl., 24V / 11T	DR	PLGR	24	6819N	
Mack RVI		42MT (11T, w/o OCP)	DR	DD	12	6356N	6924N
Mack RVI		42MT Service unit (24V, w/OCP) w/add. DEH positions .	DR	DD	24	6553N	6853N
Mack RVI		Delco 42MT	DR	DD	12	6371N	6907N
Mack RVI		Opt. 42MT (12V, 11T, w/OCP)	DR	DD	12	6513N	6924N
Mack RVI		Opt. 42MT (24V, 11T, w/OCP)	DR	DD	24	6552N	6853N
Mack RVI		Opt. 42MT(11T, 24V)	DR	DD	24	6370N	6853N
Mack RVI		Opt. 50MT (24V) 11T	DR	DD	24	4930N	
Mack RVI		Opt. Denso PLGR Repl. (12V)	ND	PLGR	12	18571N	6924N
Mack RVI		Opt.39MT service repl., 24V / 11T	DR	PLGR	24	6819N	
Mack RVI		Std. 37MT (12-T)	DR	DD	12	6380N-PT	6907N
Renault Diesel RVI		Opt. 42MT HD, w/OCP & IMS	DR	PLGR	12	6924N	
RVI RENAULT DIESEL		Opt. LN PLGR, 12V, w/OCP & IMS	DR	PLGR	12	6919N	
CS Series (Midliner)							
Mack Eng.	1999-90	Opt. 28MT	DR	OSGR	12	6602N	
Renault 5.8L	1991-86	Std. 28MT	DR	OSGR	12	6602N	
Renault 6.2L	2001-90	Std. 28MT	DR	OSGR	12	6602N	
Renault 8.8L	1990-86	Std. 28MT	DR	OSGR	12	6602N	
CT / CTP Series							
Mack Eng.	2009-06	Opt. 42MT (w/OCP)	DR	DD	12	6513N	6924N
Mack Eng.		Std. 42MT	DR	DD	12	6356N	6924N
Mack Eng.	2007-06	Opt. Denso OSGR Replacement	ND	OSGR	12	19502N	6924N
Mack Eng.		Opt.39MT Ext.Rot. ser.repl. 12V / 11T, w/IMS, w/o OCP .	DR	PLGR	12	6867N	
Mack Eng.		Opt.39MT Serv. Repl., w/IMS, OCP & Rot. DEH	DR	PLGR	12	6924N	
Mack Eng., E-7		Opt. 39MT, w/IMS, w/OCP, w/SSL	DR	PLGR	12	6913N	6924N
Mack Eng., E-7		Std. 39MT(Delco) w/IMS, w/o OCP	DR	PLGR	12	6913N	6924N
Mack Eng., MP7	2010-06	Opt. Mitsubishi PLGR	MI	PLGR	12	19536N	6924N
CV Series							
E7	2007-03	Delco 39MT / 24V, Rotatable DEH, w/IMS & OCP	DR	PLGR	24	6837N	
EM7		Delco 39MT / 24V, Rotatable DEH, w/IMS & OCP	DR	PLGR	24	6837N	
Mack Eng.	2009-01	Opt.39MT(Delco) w/IMS, w/o OCP	DR	PLGR	12	6913N	6924N
Mack Eng.		Std. 42MT	DR	DD	12	6356N	6924N
Mack Eng.	2008-01	Opt. Denso PLGR Replacement	ND	PLGR	12	18571N	6924N
Mack Eng.	2007-04	Opt.39MT Serv. Repl., w/IMS, OCP & Rot. DEH	DR	PLGR	12	6924N	
Mack Eng.	2007-01	Opt. 42MT (w/OCP)	DR	DD	12	6513N	6924N
Mack Eng.		Opt. Denso OSGR Replacement	ND	OSGR	12	19502N	6924N
Mack Eng.		Opt.39MT Ext.Rot. ser.repl. 12V / 11T, w/IMS, w/o OCP .	DR	PLGR	12	6867N	
Mack Eng.	2003-01	Opt.39MT Serv. Repl., w/IMS, OCP & Rot. DEH	DR	PLGR	12	6924N	
Mack Eng.		Opt.39MT(Melco) w/IMS, w/o OCP	DR	PLGR	12	6913N	6924N
Mack Eng., E-7	2007-04	Std. 39MT(Delco) w/IMS, w/o OCP	DR	PLGR	12	6913N	6924N
Mack Eng., E-7	2007-01	Opt. 39MT, w/IMS, w/OCP, w/SSL	DR	PLGR	12	6913N	6924N
Mack Eng., MP7	2007-04	Opt. Mitsubishi PLGR	MI	PLGR	12	19536N	6924N
CX Series (Vision)							
Mack Eng.	2009-00	Opt. 42MT (w/OCP)	DR	DD	12	6513N	6924N
Mack Eng.		Opt.39MT(Delco) w/IMS, w/o OCP	DR	PLGR	12	6913N	6924N
Mack Eng.		Std. 42MT	DR	DD	12	6356N	6924N
Mack Eng.	2008-00	Opt. Denso PLGR Replacement	ND	PLGR	12	18571N	6924N
Mack Eng.	2005-04	Opt.39MT Serv. Repl., w/IMS, OCP & Rot. DEH	DR	PLGR	12	6924N	
Mack Eng.	2005-00	Opt. Denso OSGR Replacement	ND	OSGR	12	19502N	6924N
Mack Eng.		Opt.39MT Ext.Rot. ser.repl. 12V / 11T, w/IMS, w/o OCP .	DR	PLGR	12	6867N	
Mack Eng.	2003-00	Opt.39MT Serv. Repl., w/IMS, OCP & Rot. DEH	DR	PLGR	12	6924N	
Mack Eng.		Opt.39MT(Melco) w/IMS, w/o OCP	DR	PLGR	12	6913N	6924N
Mack Eng., E-7	2005-04	Std. 39MT(Delco) w/IMS, w/o OCP	DR	PLGR	12	6913N	6924N
Mack Eng., E-7	2005-00	Opt. 39MT, w/IMS, w/OCP, w/SSL	DR	PLGR	12	6913N	6924N
Mack Eng., MP7	2005-04	Opt. Mitsubishi PLGR	MI	PLGR	12	19536N	6924N

STARTERS

STARTERS

ENGINE	YEAR	APPLICATION	Mfg	Type	Volt	PART NO.	OPT. NO.	
Mack (Cont'd)								
DM / DMM Series								
All Eng.	1971-68	END-673 / 711, Std. 40MT	DR	DD	24	3745N	6370N	
All Eng.		END-673 / 711, Std. 40MT	DR	DD	12	3974N	6356N	
All Eng.	1967	END-864, Std. 40MT	DR	DD	24	3745N	6370N	
All Eng.		END-864, Std. 40MT	DR	DD	12	3974N	6356N	
All Eng.		NH-220 / 235, Std. 40MT	DR	DD	24	3745N	6370N	
All Eng.		NH-220 / 235, Std. 40MT	DR	DD	12	3974N	6356N	
All Eng.		V-185	DR	DD	12	3339N	18572N	
All Eng.		END-673 / 711, Std. 40MT	DR	DD	24	3745N	6370N	
All Eng.		END-673 / 711, Std. 40MT	DR	DD	12	3974N	6356N	
All Eng.		END-864	DR	DD	24	3945N		
All Eng.		END-864, Std. 40MT	DR	DD	12	3974N	6356N	
All Eng.		NH-220 / 235, Std. 40MT	DR	DD	24	3745N	6370N	
All Eng.		NH-220 / 235, Std. 40MT	DR	DD	12	3974N	6356N	
All Eng.		V-185	DR	DD	12	3339N	18572N	
Cummins 14.0L		1998-84	42MT Service unit (24V, w/OCP) w/add. DEH positions .	DR	DD	24	6553N	6853N
Cummins 14.0L			Opt. 42MT (12V, w/OCP)	DR	DD	12	6513N	6924N
Cummins 14.0L	Opt. 42MT (24V, w/OCP)		DR	DD	24	6552N	6853N	
Cummins 14.0L	Opt. 42MT/ 24V		DR	DD	24	6370N	6853N	
Cummins 14.0L	Opt. 50MT (24V)		DR	DD	24	4930N		
Cummins 14.0L	Opt. Denso PLGR Repl. (12V)		ND	PLGR	12	18571N	6924N	
Cummins 14.0L	Opt.39MT service repl., 24V / 11T		DR	PLGR	24	6819N		
Cummins 14.0L	Std. 42MT (12V)		DR	DD	12	6356N	6924N	
Cummins 6C 8.3L	42MT Service unit (24V, w/OCP) w/add. DEH positions .		DR	DD	24	6553N	6853N	
Cummins 6C 8.3L	Opt. 42MT (12V, w/OCP)		DR	DD	12	6513N	6924N	
Cummins 6C 8.3L	Opt. 42MT (24V, w/OCP)		DR	DD	24	6552N	6853N	
Cummins 6C 8.3L	Opt. 42MT/ 24V		DR	DD	24	6370N	6853N	
Cummins 6C 8.3L	Opt. 50MT (24V)		DR	DD	24	4930N		
Cummins 6C 8.3L	Opt. Denso PLGR Repl. (12V)		ND	PLGR	12	18571N	6924N	
Cummins 6C 8.3L	Opt.39MT service repl., 24V / 11T	DR	PLGR	24	6819N			
Cummins 6C 8.3L	Std. 42MT (12V)	DR	DD	12	6356N	6924N		
Cummins 6C, 8.3L	Opt. 42MT HD, w/OCP & IMS	DR	PLGR	12	6924N			
Cummins N / NT	1981-72	Opt. 40MT	DR	DD	24	3745N	6370N	
Cummins N / NT		Std. 40MT	DR	DD	12	3974N	6356N	
Cummins N14, 14.0L	1998-84	Opt. 42MT HD, w/OCP & IMS	DR	PLGR	12	6924N		
Cummins Super 250	1981	Std. 40MT (12V)	DR	DD	12	3974N	6356N	
Cummins Super 250	1980-73	Std. 40MT	DR	DD	12	3974N	6356N	
Cummins Super 250	1972	Std. 40MT	DR	DD	12	3974N	6356N	
Cummins V8-185 / 210	1981-72	Std. 40MT	DR	DD	12	3339N	18572N	
EM7	2006	Delco 39MT / 24V, Rotatable DEH, w/IMS & OCP	DR	PLGR	24	6837N		
Mack 12.0L 728ci	2009-84	Opt. 42MT HD, w/OCP & IMS	DR	PLGR	12	6924N		
Mack E6 Series 671ci	1999-84	Opt. 42MT HD, w/OCP & IMS	DR	PLGR	12	6924N		
Mack E9 Series 998ci	1994-84	Opt. 42MT HD, w/OCP & IMS	DR	PLGR	12	6924N		
Mack Eng.	2009-00	Opt. 42MT (w/OCP)	DR	DD	12	6513N	6924N	
Mack Eng.		Opt.39MT(Delco) w/IMS, w/o OCP	DR	PLGR	12	6913N	6924N	
Mack Eng.		Std. 42MT	DR	DD	12	6356N	6924N	
Mack Eng.	2008-03	Opt. Denso PLGR Replacement	ND	PLGR	12	18571N	6924N	
Mack Eng.	2008-84	42MT Service unit (24V, w/OCP) w/add. DEH positions .	DR	DD	24	6553N	6853N	
Mack Eng.		Opt. 42MT (24V, w/OCP)	DR	DD	24	6552N	6853N	
Mack Eng.	2007-04	Opt.39MT Serv. Repl., w/IMS, OCP & Rot. DEH	DR	PLGR	12	6924N		
Mack Eng.	2007-00	Opt. Denso OSGR Replacement	ND	OSGR	12	19502N	6924N	
Mack Eng.		Opt.39MT Ext.Rot. ser.repl. 12V / 11T, w/IMS, w/o OCP .	DR	PLGR	12	6867N		
Mack Eng.	2003-00	Opt.39MT Serv. Repl., w/IMS, OCP & Rot. DEH	DR	PLGR	12	6924N		
Mack Eng.		Opt.39MT(Melco) w/IMS, w/o OCP	DR	PLGR	12	6913N	6924N	
Mack Eng.	2002-00	Opt. Denso PLGR Replacement	ND	PLGR	12	18571N	6924N	
Mack Eng.	1999-95	Opt. 50MT (12V)	DR	DD	12	3905N		
Mack Eng.		Opt. 50MT (24V)	DR	DD	24	4930N		
Mack Eng.	1999-84	Opt. 42MT (12V, w/OCP)	DR	DD	12	6513N	6924N	
Mack Eng.		Opt. Denso OSGR Repl. (12V)	ND	OSGR	12	19502N	6924N	
Mack Eng.		Opt. Denso PLGR Repl. (12V)	ND	PLGR	12	18571N	6924N	
Mack Eng.		Opt.39MT service repl., 24V / 11T	DR	PLGR	24	6819N		
Mack Eng.		Std. 42MT (12V)	DR	DD	12	6356N	6924N	
Mack Eng.		Std. 42MT (24V)	DR	DD	24	6370N	6853N	
Mack Eng.	1994-84	Opt. 50MT (24V)	DR	DD	24	4930N		
Mack Eng.	1983-81	Std. 40MT (12V)	DR	DD	12	3974N	6356N	
Mack Eng.		Std. 40MT (24V)	DR	DD	24	3745N	6370N	
Mack Eng.	1980-79	Opt. 40MT (12V)	DR	DD	12	3974N	6356N	

STARTERS

ENGINE	YEAR	APPLICATION	Mfg	Type	Volt	PART NO.	OPT. NO.
Mack (Cont'd)							
DM / DMM Series (Cont'd)							
Mack Eng.	1980-79	Opt. 40MT (24V)	DR	DD	24	3745N	6370N
Mack Eng.	1980-72	Std. 40MT (12V)	DR	DD	12	3974N	6356N
Mack Eng.		Std. 40MT (24V)	DR	DD	24	3745N	6370N
Mack Eng.	1978-72	Opt. 40MT (12V)	DR	DD	12	3974N	6356N
Mack Eng.		Opt. 40MT (24V)	DR	DD	24	3745N	6370N
Mack Eng., E-7	2007-04	Std. 39MT(Delco) w/IMS, w/o OCP	DR	PLGR	12	6913N	6924N
Mack Eng., E-7	2007-00	Opt. 39MT, w/IMS, w/OCP, w/SSL	DR	PLGR	12	6913N	6924N
Mack Eng., MP7	2010-04	Opt. Mitsubishi PLGR	MI	PLGR	12	19536N	6924N
Mack RVI	1990-84	Opt. 42MT (12V, w/OCP)	DR	DD	12	6513N	6924N
Mack RVI		Opt. 42MT/ 24V	DR	DD	24	6370N	6853N
Mack RVI		Opt. 50MT (24V)	DR	DD	24	4930N	
Mack RVI		Opt. Denso PLGR Repl. (12V)	ND	PLGR	12	18571N	6924N
Mack RVI		Opt.39MT service repl., 24V / 11T	DR	PLGR	24	6819N	
Mack RVI		Std. 42MT (12V)	DR	DD	12	6356N	6924N
Renault Diesel RVI		Opt. 42MT HD, w/OCP & IMS	DR	PLGR	12	6924N	
F / FL / FS Series							
All Eng.	1971-68	Cummins NH, NHC, NTC, Std. 40MT	DR	DD	24	3745N	6370N
All Eng.		Cummins NH, NHC, NTC, Std. 40MT	DR	DD	12	3974N	6356N
All Eng.		END-864, Std. 40MT	DR	DD	24	3745N	6370N
All Eng.		END-864, Std. 40MT	DR	DD	12	3974N	6356N
All Eng.		V8-903, Std. 40MT	DR	DD	24	3745N	6370N
All Eng.		V8-903, Std. 40MT	DR	DD	12	3974N	6356N
All Eng.	1967-63	Cummins NH, NHC, NTC, Std. 40MT	DR	DD	24	3745N	6370N
All Eng.		Cummins NH, NHC, NTC, Std. 40MT	DR	DD	12	3974N	6356N
All Eng.		END-864	DR	DD	24	3945N	
All Eng.		END-864, Std. 40MT	DR	DD	12	3974N	6356N
All Eng.		V8-903	DR	DD	24	3945N	
All Eng.		V8-903, Std. 40MT	DR	DD	12	3974N	6356N
Cummins 8V-903, 14.8L	1990-84	Opt. 42MT HD, w/OCP & IMS	DR	PLGR	12	6924N	
Cummins 8VT-903, 14.8L		Opt. 42MT HD, w/OCP & IMS	DR	PLGR	12	6924N	
Cummins N14, 14.0L	1994-87	Opt. 42MT HD, w/OCP & IMS	DR	PLGR	12	6924N	
Cummins N14, 14.0L	1986-84	42MT HD, w/OCP & IMS	DR	PLGR	12	6924N	
Cummins NH	1990-84	Opt. 42MT (12V, w/OCP)	DR	DD	12	6513N	6924N
Cummins NH		Opt. 42MT HD, w/OCP & IMS	DR	PLGR	12	6924N	
Cummins NH		Opt. Denso PLGR Repl. (12V)	ND	PLGR	12	18571N	6924N
Cummins NH		Std. 42MT (12V)	DR	DD	12	6356N	6924N
Cummins NH	1983-72	Opt. 24V, 40MT	DR	DD	24	3745N	6370N
Cummins NH		Std. 40MT (12V)	DR	DD	12	3974N	6356N
Cummins NHC	1990-84	Opt. 42MT (12V, w/OCP)	DR	DD	12	6513N	6924N
Cummins NHC		Opt. 42MT HD, w/OCP & IMS	DR	PLGR	12	6924N	
Cummins NHC		Opt. Denso PLGR Repl. (12V)	ND	PLGR	12	18571N	6924N
Cummins NHC		Std. 42MT (12V)	DR	DD	12	6356N	6924N
Cummins NHC	1983-72	Opt. 24V, 40MT	DR	DD	24	3745N	6370N
Cummins NHC		Std. 40MT (12V)	DR	DD	12	3974N	6356N
Cummins NHRS	1990-84	Opt. 42MT (12V, w/OCP)	DR	DD	12	6513N	6924N
Cummins NHRS		Opt. 42MT HD, w/OCP & IMS	DR	PLGR	12	6924N	
Cummins NHRS		Opt. Denso PLGR Repl. (12V)	ND	PLGR	12	18571N	6924N
Cummins NHRS		Std. 42MT (12V)	DR	DD	12	6356N	6924N
Cummins NHRS	1983-72	Opt. 24V, 40MT	DR	DD	24	3745N	6370N
Cummins NHRS		Std. 40MT (12V)	DR	DD	12	3974N	6356N
Cummins NHS	1990-84	Opt. 42MT (12V, w/OCP)	DR	DD	12	6513N	6924N
Cummins NHS		Opt. 42MT HD, w/OCP & IMS	DR	PLGR	12	6924N	
Cummins NHS		Opt. Denso PLGR Repl. (12V)	ND	PLGR	12	18571N	6924N
Cummins NHS		Std. 42MT (12V)	DR	DD	12	6356N	6924N
Cummins NHS	1983-72	Opt. 24V, 40MT	DR	DD	24	3745N	6370N
Cummins NHS		Std. 40MT (12V)	DR	DD	12	3974N	6356N
Cummins NT	1990-84	Opt. 42MT (12V, w/OCP)	DR	DD	12	6513N	6924N
Cummins NT		Opt. 42MT HD, w/OCP & IMS	DR	PLGR	12	6924N	
Cummins NT		Opt. Denso PLGR Repl. (12V)	ND	PLGR	12	18571N	6924N
Cummins NT		Std. 42MT (12V)	DR	DD	12	6356N	6924N
Cummins NT	1983-72	Opt. 24V, 40MT	DR	DD	24	3745N	6370N
Cummins NT		Std. 40MT (12V)	DR	DD	12	3974N	6356N
Cummins NTA	1990-84	Opt. 42MT HD, w/OCP & IMS	DR	PLGR	12	6924N	
Cummins NTA / NTC	1990-89	Denso PLGR (12V)	ND	PLGR	12	18571N	6924N
Cummins NTA / NTC	1988-84	12 Volt, 42MT	DR	DD	12	6356N	6924N

STARTERS

ENGINE	YEAR	APPLICATION	Mfg	Type	Volt	PART NO.	OPT. NO.
Mack (Cont'd)							
F / FL / FS Series (Cont'd)							
Cummins NTA / NTC	1988-84	24 Volt, Std. 42MT	DR	DD	24	6370N	6853N
Cummins NTA / NTC		Opt. Denso PLGR Repl. (12V)	ND	PLGR	12	18571N	6924N
Cummins NTA / NTC		Opt.39MT service repl., 24V / 11T	DR	PLGR	24	6819N	
Cummins NTA / NTC	1983-81	12 Volt, 40MT	DR	DD	12	3974N	6356N
Cummins NTA / NTC		24 Volt, Std. 40MT	DR	DD	24	3745N	6370N
Cummins NTA / NTC	1980-73	12 Volt, 40MT	DR	DD	12	3974N	6356N
Cummins NTA / NTC		24 Volt, Std. 40MT	DR	DD	24	3745N	6370N
Cummins NTA / NTC	1972	12 Volt, 40MT	DR	DD	12	3974N	6356N
Cummins NTA / NTC		24 Volt, Std. 40MT	DR	DD	24	3745N	6370N
Cummins NTC	1990-84	Opt. 42MT HD, w/OCP & IMS	DR	PLGR	12	6924N	
Cummins Super 250		Opt. 42MT HD, w/OCP & IMS	DR	PLGR	12	6924N	
Cummins Super 250	1988-84	12 Volt, 42MT	DR	DD	12	6356N	6924N
Cummins Super 250		24 Volt, Std. 42MT	DR	DD	24	6370N	6853N
Cummins Super 250		Opt.39MT service repl., 24V / 11T	DR	PLGR	24	6819N	
Cummins Super 250	1983-81	12 Volt, 40MT	DR	DD	12	3974N	6356N
Cummins Super 250		24 Volt, Std. 40MT	DR	DD	24	3745N	6370N
Cummins Super 250	1980-73	12 Volt, 40MT	DR	DD	12	3974N	6356N
Cummins Super 250		24 Volt, Std. 40MT	DR	DD	24	3745N	6370N
Cummins Super 250	1972	12 Volt, 40MT	DR	DD	12	3974N	6356N
Cummins Super 250		24 Volt, Std. 40MT	DR	DD	24	3745N	6370N
Cummins V-903	1990-89	Opt. 42MT (12V, w/OCP)	DR	DD	12	6513N	6924N
Cummins V-903		Opt. 42MT/ 24V	DR	DD	24	6370N	6853N
Cummins V-903		Opt.39MT service repl., 24V / 11T	DR	PLGR	24	6819N	
Cummins V-903	1990-84	12 Volt, 42MT	DR	DD	12	6356N	6924N
Cummins V-903		Opt. Denso PLGR Repl. (12V)	ND	PLGR	12	18571N	6924N
Cummins V-903	1988-84	24 Volt, Std. 42MT	DR	DD	24	6370N	6853N
Cummins V-903		Opt.39MT service repl., 24V / 11T	DR	PLGR	24	6819N	
Cummins V-903	1983-81	12 Volt, 40MT	DR	DD	12	3974N	6356N
Cummins V-903		24 Volt, Std. 40MT	DR	DD	24	3745N	6370N
Cummins V-903	1980-72	12 Volt, 40MT	DR	DD	12	3974N	6356N
Cummins VT-903	1990-84	Opt. 42MT (12V, w/OCP)	DR	DD	12	6513N	6924N
Cummins VT-903		Opt. 42MT/ 24V	DR	DD	24	6370N	6853N
Cummins VT-903		Opt. Denso PLGR Repl. (12V)	ND	PLGR	12	18571N	6924N
Cummins VT-903		Opt.39MT service repl., 24V / 11T	DR	PLGR	24	6819N	
Cummins VT-903		Std. 42MT (12V)	DR	DD	12	6356N	6924N
DD 8V-71 (N)		Opt. 42MT (12V, w/OCP)	DR	DD	12	6513N	6924N
DD 8V-71 (N)		Opt. 42MT/ 24V	DR	DD	24	6370N	6853N
DD 8V-71 (N)		Opt. Denso PLGR Repl. (12V)	ND	PLGR	12	18571N	6924N
DD 8V-71 (N)		Opt.39MT service repl., 24V / 11T	DR	PLGR	24	6819N	
DD 8V-71 (N)		Std. 42MT (12V)	DR	DD	12	6356N	6924N
DD 8V-71 (T)	1988-84	12 Volt, 42MT	DR	DD	12	6356N	6924N
DD 8V-71 (T)		24 Volt, Std. 42MT	DR	DD	24	6370N	6853N
DD 8V-71 (T)		Opt.39MT service repl., 24V / 11T	DR	PLGR	24	6819N	
DD 8V-71 (T)	1983-81	12 Volt, 40MT	DR	DD	12	3974N	6356N
DD 8V-71 (T)		24 Volt, Std. 40MT	DR	DD	24	3745N	6370N
DD 8V-71 (T)	1980-72	Std. 40MT (12V)	DR	PLGR	12	6924N	
DD 8V-71N, 9.3L	1990-84	Opt. 42MT HD, w/OCP & IMS	DR	PLGR	12	6924N	
DD 8V-71T, 9.3L		Opt. 42MT HD, w/OCP & IMS	DR	PLGR	12	6924N	
Mack E6 Series 671ci	1994-87	42MT HD, w/OCP & IMS	DR	PLGR	12	6924N	
Mack E6 Series 671ci	1986-84	Opt. 42MT HD, w/OCP & IMS	DR	PLGR	12	6924N	
Mack E7 Series 728ci	1994-84	Opt. 42MT HD, w/OCP & IMS	DR	PLGR	12	6924N	
Mack E9 Series 998ci	1988-84	Opt. 42MT HD, w/OCP & IMS	DR	PLGR	12	6924N	
Mack END Series	1990-84	Opt. 42MT HD, w/OCP & IMS	DR	PLGR	12	6924N	
Mack ENDL Series		Opt. 42MT HD, w/OCP & IMS	DR	PLGR	12	6924N	
Mack ENDLT Series		Opt. 42MT HD, w/OCP & IMS	DR	PLGR	12	6924N	
Mack ENDT Series		Opt. 42MT HD, w/OCP & IMS	DR	PLGR	12	6924N	
Mack Eng.	1994-84	Opt. Denso PLGR Repl. (12V)	ND	PLGR	12	18571N	6924N
Mack Eng.	1990-84	Opt. 42MT (12V, w/OCP)	DR	DD	12	6513N	6924N
Mack Eng.		Std. 42MT (12V)	DR	DD	12	6356N	6924N
Mack Eng.	1988-84	42MT Service unit (24V, w/OCP) w/add. DEH positions .	DR	DD	24	6553N	6853N
Mack Eng.		Opt. 42MT (24V, w/OCP)	DR	DD	24	6552N	6853N
Mack Eng.		Opt. 50MT (24V)	DR	DD	24	4930N	
Mack Eng.		Opt. Denso OSGR Repl. (12V)	ND	OSGR	12	19502N	6924N
Mack Eng.		Opt.39MT service repl., 24V / 11T	DR	PLGR	24	6819N	
Mack Eng.		Std. 42MT (24V)	DR	DD	24	6370N	6853N
Mack Eng.	1983-82	Std. 40MT (12V)	DR	DD	12	3974N	6356N

STARTERS

ENGINE	YEAR	APPLICATION	Mfg	Type	Volt	PART NO.	OPT. NO.
Mack (Cont'd)							
F / FL / FS Series (Cont'd)							
Mack Eng.	1983-81	Std. 40MT (24V)	DR	DD	24	3745N	6370N
Mack Eng.	1981	Opt. 40MT (12V)	DR	DD	12	3974N	6356N
Mack Eng.	1980-79	Opt. 40MT (12V)	DR	DD	12	3974N	6356N
Mack Eng.		Opt. 40MT (24V)	DR	DD	24	3745N	6370N
Mack Eng.	1980-72	Std. 40MT (12V)	DR	DD	12	3974N	6356N
Mack Eng.		Std. 40MT (24V)	DR	DD	24	3745N	6370N
Mack Eng.	1978-72	Opt. 40MT (12V)	DR	DD	12	3974N	6356N
Mack Eng.		Opt. 40MT (24V)	DR	DD	24	3745N	6370N
FCM Series							
E7	2006-03	Delco 39MT / 24V, Rotatable DEH, w/IMS & OCP	DR	PLGR	24	6837N	
Mack Diesel. 12.0L	2009-03	Opt.39MT/ 12V, w/IMS, w/o OCP	DR	PLGR	12	6913N	6924N
Mack Diesel. 12.0L	2009-00	42MT Service unit (24V, w/OCP) w/add. DEH positions .	DR	DD	24	6553N	6853N
Mack Diesel. 12.0L		Opt. 42MT/ 24V, w/o OCP	DR	DD	24	6370N	6853N
Mack Diesel. 12.0L		Opt. 42MT/12V, w/OCP	DR	DD	12	6513N	6924N
Mack Diesel. 12.0L		Opt. Denso OSGR Repl. (12V)	ND	OSGR	12	19502N	6924N
Mack Diesel. 12.0L		Opt. Denso PLGR Repl. (12V)	ND	PLGR	12	18571N	6924N
Mack Diesel. 12.0L		Opt.39MT service repl., 24V / 11T	DR	PLGR	24	6819N	
Mack Diesel. 12.0L		Std. 42MT (12V)	DR	DD	12	6356N	6924N
Mack Diesel. 12.0L	2008-00	Opt. 42MT (24V, w/OCP)	DR	DD	24	6552N	6853N
Mack Diesel. 12.0L	2006-00	Opt.39MT Serv. Repl., w/IMS, OCP & Rot. DEH	DR	PLGR	12	6924N	
Mack Diesel.12.0L	2009-07	Opt.39MT Serv. Repl., w/IMS, OCP & Rot. DEH	DR	PLGR	12	6924N	
Mack Diesel.12.0L	2009-00	Opt. 39MT, w/IMS, w/OCP, w/SSL	DR	PLGR	12	6913N	6924N
Mack Diesel.12.0L	2002-00	Opt.39MT Ext.Rot. ser.repl. 12V / 11T, w/IMS, w/o OCP .	DR	PLGR	12	6867N	
Mack Diesel.12.0L		Opt.39MT(Delco) w/IMS, w/o OCP	DR	PLGR	12	6913N	6924N
Mack Diesel.12.0L		Opt.39MT(Melco) w/IMS, w/o OCP	DR	PLGR	12	6913N	6924N
FDM Series							
Cummins 6C 8.3L	1998-87	42MT Service unit (24V, w/OCP) w/add. DEH positions .	DR	DD	24	6553N	6853N
Cummins 6C 8.3L		Opt. 42MT (12V, w/OCP)	DR	DD	12	6513N	6924N
Cummins 6C 8.3L		Opt. 42MT (24V, w/OCP)	DR	DD	24	6552N	6853N
Cummins 6C 8.3L		Opt. 42MT/ 24V, w/o OCP	DR	DD	24	6370N	6853N
Cummins 6C 8.3L		Opt. 50MT (24V)	DR	DD	24	4930N	
Cummins 6C 8.3L		Opt. Denso PLGR Repl. (12V)	ND	PLGR	12	18571N	6924N
Cummins 6C 8.3L		Opt.39MT service repl., 24V / 11T	DR	PLGR	24	6819N	
Cummins 6C 8.3L		Std. 42MT (12V)	DR	DD	12	6356N	6924N
Cummins 6C, 8.3L	1997-87	Opt. 42MT HD, w/OCP & IMS	DR	PLGR	12	6924N	
Cummins N14 14.0L	1998-88	42MT Service unit (24V, w/OCP) w/add. DEH positions .	DR	DD	24	6553N	6853N
Cummins N14 14.0L		Opt. 42MT (12V, w/OCP)	DR	DD	12	6513N	6924N
Cummins N14 14.0L		Opt. 42MT (24V, w/OCP)	DR	DD	24	6552N	6853N
Cummins N14 14.0L		Opt. 42MT/ 24V, w/o OCP	DR	DD	24	6370N	6853N
Cummins N14 14.0L		Opt. 50MT (24V)	DR	DD	24	4930N	
Cummins N14 14.0L		Opt. Denso PLGR Repl. (12V)	ND	PLGR	12	18571N	6924N
Cummins N14 14.0L		Opt.39MT service repl., 24V / 11T	DR	PLGR	24	6819N	
Cummins N14 14.0L		Std. 42MT (12V)	DR	DD	12	6356N	6924N
Cummins N14, 14.0L		Opt. 42MT HD, w/OCP & IMS	DR	PLGR	12	6924N	
EM7	2006-03	Delco 39MT / 24V, Rotatable DEH, w/IMS & OCP	DR	PLGR	24	6837N	
Mack Eng.	2006-88	42MT Service unit (24V, w/OCP) w/add. DEH positions .	DR	DD	24	6553N	6853N
Mack Eng.		Opt. 42MT (24V, w/OCP)	DR	DD	24	6552N	6853N
Mack Eng.		Opt. Denso PLGR Repl. (12V)	ND	PLGR	12	18571N	6924N
Mack Eng.	1999-95	Opt. 50MT (12V)	DR	DD	12	3905N	
Mack Eng.		Opt. 50MT (24V)	DR	DD	24	4930N	
Mack Eng.	1999-88	Opt. 42MT (12V, w/OCP)	DR	DD	12	6513N	6924N
Mack Eng.		Opt. Denso OSGR Repl. (12V)	ND	OSGR	12	19502N	6924N
Mack Eng.		Opt.39MT service repl., 24V / 11T	DR	PLGR	24	6819N	
Mack Eng.		Std. 42MT (12V)	DR	DD	12	6356N	6924N
Mack Eng.		Std. 42MT (24V)	DR	DD	24	6370N	6853N
Mack Eng.	1994-88	Opt. 50MT (24V)	DR	DD	24	4930N	
Granite							
Cummins ISL , 8.9L	2006-01	Opt. LN PLGR, 12V, w/OCP & IMS	DR	PLGR	12	6919N	
Mack 12.0L 728ci	2009-01	Opt. 42MT HD, w/OCP & IMS	DR	PLGR	12	6924N	
Granite Series							
Cummins ISL 8.9L	2006-03	Opt. 39MT (w/IMS)	DR	PLGR	12	6907N	
Cummins ISL 8.9L	2003-01	Opt. 37MT (w/OCP)	DR	DD	12	6394N	6919N
Cummins ISL 8.9L		Opt. 41MT, w/OCP	DR	PLGR	12	6919N	
Cummins ISL 8.9L		Std. 37MT (12-T)	DR	DD	12	6380N-PT	6907N

STARTERS

STARTERS

ENGINE	YEAR	APPLICATION	Mfg	Type	Volt	PART NO.	OPT. NO.
Mack (Cont'd)							
Granite Series (Cont'd)							
Cummins ISL 8.9L	2003-01	Std. 41MT	DR	PLGR	12	6919N	
E7	2006-03	Delco 39MT / 24V, Rotatable DEH, w/IMS & OCP	DR	PLGR	24	6837N	
Mack Eng.	2008-02	Opt. Denso PLGR Replacement	ND	PLGR	12	18571N	6924N
Mack Eng.		Opt.39MT(Delco) w/IMS, w/o OCP	DR	PLGR	12	6913N	6924N
Mack Eng.	2007-04	Opt.39MT Serv. Repl., w/IMS, OCP & Rot. DEH	DR	PLGR	12	6924N	
Mack Eng.		Std. 42MT	DR	DD	12	6356N	6924N
Mack Eng.	2007-02	Opt. 42MT (w/OCP)	DR	DD	12	6513N	6924N
Mack Eng.		Opt. Denso OSGR Replacement	ND	OSGR	12	19502N	6924N
Mack Eng.		Opt.39MT Ext.Rot. ser.repl. 12V / 11T, w/IMS, w/o OCP .	DR	PLGR	12	6867N	
Mack Eng.	2003-02	Opt.39MT Serv. Repl., w/IMS, OCP & Rot. DEH	DR	PLGR	12	6924N	
Mack Eng.		Opt.39MT(Melco) w/IMS, w/o OCP	DR	PLGR	12	6913N	6924N
Mack Eng., E-7	2007-04	Std. 39MT(Delco) w/IMS, w/o OCP	DR	PLGR	12	6913N	6924N
Mack Eng., E-7	2007-02	Opt. 39MT, w/IMS, w/OCP, w/SSL	DR	PLGR	12	6913N	6924N
Mack Eng., MP7	2008-04	Opt. Mitsubishi PLGR	MI	PLGR	12	19536N	6924N
LE							
Mack 12.0L 728ci	2009-89	Opt. 42MT HD, w/OCP & IMS	DR	PLGR	12	6924N	
Mack 12.0L GAS	2009-00	Opt. 39MT, w/IMS, w/OCP, w/SSL	DR	PLGR	12	6913N	6924N
Mack 12.0L GAS	2008-00	42MT Service unit (24V, w/OCP) w/add. DEH positions .	DR	DD	24	6553N	6853N
Mack 12.0L GAS		Opt. 42MT (24V, w/OCP)	DR	DD	24	6552N	6853N
Mack 12.0L GAS	2002-00	Opt. Denso OSGR Replacement	ND	OSGR	12	19502N	6924N
Mack 12.0L GAS		Opt.39MT Ext.Rot. ser.repl. 12V / 11T, w/IMS, w/o OCP .	DR	PLGR	12	6867N	
Mack 12.0L GAS		Opt.39MT Serv. Repl., w/IMS, OCP & Rot. DEH	DR	PLGR	12	6924N	
Mack 12.0L GAS		Opt.39MT(Delco) w/IMS, w/o OCP	DR	PLGR	12	6913N	6924N
Mack 12.0L GAS		Opt.39MT(Melco) w/IMS, w/o OCP	DR	PLGR	12	6913N	6924N
Mack Diesel. 12.0L	2009-03	Opt.39MT/ 12V, w/IMS, w/o OCP	DR	PLGR	12	6913N	6924N
Mack Diesel. 12.0L	2009-94	Opt. 42MT/12V, w/OCP	DR	DD	12	6513N	6924N
Mack Diesel. 12.0L		Std. 42MT (12V)	DR	DD	12	6356N	6924N
Mack Diesel. 12.0L	2008-94	42MT Service unit (24V, w/OCP) w/add. DEH positions .	DR	DD	24	6553N	6853N
Mack Diesel. 12.0L		Opt. 42MT (24V, w/OCP)	DR	DD	24	6552N	6853N
Mack Diesel. 12.0L		Opt. Denso PLGR Repl. (12V)	ND	PLGR	12	18571N	6924N
Mack Diesel. 12.0L	2007-06	Opt. Denso OSGR Repl. (12V)	ND	OSGR	12	19502N	6924N
Mack Diesel. 12.0L	2007-94	Opt. 50MT (24V)	DR	DD	24	4930N	
Mack Diesel. 12.0L	2006-03	Opt.39MT Serv. Repl., w/IMS, OCP & Rot. DEH	DR	PLGR	12	6924N	
Mack Diesel. 12.0L	2002-94	Opt. 42MT/ 24V, w/o OCP	DR	DD	24	6370N	6853N
Mack Diesel. 12.0L		Opt.39MT service repl., 24V / 11T	DR	PLGR	24	6819N	
Mack Diesel.12.0L	2002-01	Opt.39MT Ext.Rot. ser.repl. 12V / 11T, w/IMS, w/o OCP .	DR	PLGR	12	6867N	
Mack Diesel.12.0L		Opt.39MT Serv. Repl., w/IMS, OCP & Rot. DEH	DR	PLGR	12	6924N	
Mack Diesel.12.0L		Opt.39MT(Delco) w/IMS, w/o OCP	DR	PLGR	12	6913N	6924N
Mack Diesel.12.0L		Opt.39MT(Melco) w/IMS, w/o OCP	DR	PLGR	12	6913N	6924N
MB Series							
All Eng.	1971-68	END-673 / 711, Std. 40MT	DR	DD	12	3974N	6356N
All Eng.		V-185	DR	DD	12	3339N	18572N
All Eng.	1967	END-673 / 711, Std. 40MT	DR	DD	12	3974N	6356N
All Eng.		V-185	DR	DD	12	3339N	18572N
Caterpillar 3208	1978-75	Std. 40MT	DR	DD	12	3339N	18572N
Cummins V8-210	1975-72	Std. 40MT	DR	DD	12	3339N	18572N
Mack END / ENDT	1975-73	Std. 40MT	DR	DD	12	3974N	6356N
Mack END / ENDT	1972	Std. 40MT	DR	DD	12	3974N	6356N
MC Series							
Caterpillar 3208	1981	Std. 40MT	DR	DD	12	3974N	6356N
Caterpillar 3208	1980	Std. 40MT (12V)	DR	PLGR	12	6924N	
Mack Eng.	1994-84	42MT Service unit (24V, w/OCP) w/add. DEH positions .	DR	DD	24	6553N	6853N
Mack Eng.		Opt. 42MT (12V, w/OCP)	DR	DD	12	6513N	6924N
Mack Eng.		Opt. 42MT (24V, w/OCP)	DR	DD	24	6552N	6853N
Mack Eng.		Opt. 50MT (24V)	DR	DD	24	4930N	
Mack Eng.		Opt. Denso OSGR Repl. (12V)	ND	OSGR	12	19502N	6924N
Mack Eng.		Opt. Denso PLGR Repl. (12V)	ND	PLGR	12	18571N	6924N
Mack Eng.		Opt.39MT service repl., 24V / 11T	DR	PLGR	24	6819N	
Mack Eng.		Std. 42MT (12V)	DR	DD	12	6356N	6924N
Mack Eng.		Std. 42MT (24V)	DR	DD	24	6370N	6853N
Mack Eng.	1983-82	Std. 40MT (12V)	DR	DD	12	3974N	6356N
Mack Eng.	1983-81	Std. 40MT (24V)	DR	DD	24	3745N	6370N
Mack Eng.	1981	Opt. 40MT (12V)	DR	DD	12	3974N	6356N
Mack Eng.	1980	Opt. 40MT (12V)	DR	DD	12	3974N	6356N

STARTERS

ENGINE	YEAR	APPLICATION	Mfg	Type	Volt	PART NO.	OPT. NO.
Mack (Cont'd)							
MC Series (Cont'd)							
Mack Eng.	1980	Opt. 40MT (24V)	DR	DD	24	3745N	6370N
Mack Eng.		Std. 40MT (12V)	DR	DD	12	3974N	6356N
Mack Eng.		Std. 40MT (24V)	DR	DD	24	3745N	6370N
MH Series							
Caterpillar 3208	1989-84	Std. 42MT	DR	PLGR	12	6907N	
Caterpillar 3208		Std. 50MT	DR	DD	24	4930N	
Cummins L-10		12 Volt, 42MT	DR	DD	12	6356N	6924N
Cummins L-10		24 Volt, Std. 42MT	DR	DD	24	6370N	6853N
Cummins L-10		Opt. 42MT (w/OCP)	DR	DD	12	6513N	6924N
Cummins L-10		Opt.39MT service repl., 24V / 11T	DR	PLGR	24	6819N	
Cummins N / NT		12 Volt, 42MT	DR	DD	12	6356N	6924N
Cummins N / NT		24 Volt, Std. 42MT	DR	DD	24	6370N	6853N
Cummins N / NT		Opt. 42MT (w/OCP)	DR	DD	12	6513N	6924N
Cummins N / NT		Opt.39MT service repl., 24V / 11T	DR	PLGR	24	6819N	
DD 6V-92	1985-84	12 Volt, 42MT	DR	DD	12	6356N	6924N
DD 6V-92		24 Volt, Std. 42MT	DR	DD	24	6370N	6853N
DD 6V-92		Opt. 42MT (w/OCP)	DR	DD	12	6513N	6924N
DD 6V-92		Opt.39MT service repl., 24V / 11T	DR	PLGR	24	6819N	
DD 8V-92		12 Volt, 42MT	DR	DD	12	6356N	6924N
DD 8V-92		24 Volt, Std. 42MT	DR	DD	24	6370N	6853N
DD 8V-92		Opt. 42MT (w/OCP)	DR	DD	12	6513N	6924N
DD 8V-92		Opt.39MT service repl., 24V / 11T	DR	PLGR	24	6819N	
Mack Diesel	1988-84	42MT/ 24V, w/o OCP	DR	DD	24	6370N	6853N
Mack Diesel		Opt.39MT service repl., 24V / 11T	DR	PLGR	24	6819N	
Mack Eng.	1994-84	42MT Service unit (24V, w/OCP) w/add. DEH positions .	DR	DD	24	6553N	6853N
Mack Eng.		Opt. 42MT (12V, w/OCP)	DR	DD	12	6513N	6924N
Mack Eng.		Opt. 42MT (24V, w/OCP)	DR	DD	24	6552N	6853N
Mack Eng.		Opt. 50MT (24V)	DR	DD	24	4930N	
Mack Eng.		Opt. Denso OSGR Repl. (12V)	ND	OSGR	12	19502N	6924N
Mack Eng.		Opt. Denso PLGR Repl. (12V)	ND	PLGR	12	18571N	6924N
Mack Eng.		Opt.39MT service repl., 24V / 11T	DR	PLGR	24	6819N	
Mack Eng.		Std. 42MT (12V)	DR	DD	12	6356N	6924N
Mack Eng.		Std. 42MT (24V)	DR	DD	24	6370N	6853N
MR							
Mack 12.0L 728ci	2000-97	Opt. 42MT HD, w/OCP & IMS	DR	PLGR	12	6924N	
MR Series							
Caterpillar 3208	1989-84	Std. 42MT	DR	PLGR	12	6907N	
Caterpillar 3208		Std. 50MT	DR	DD	24	4930N	
Caterpillar 3208	1981-80	Std. 40MT	DR	DD	12	3974N	6356N
Caterpillar 3208		Std. 40MT (12V)	DR	PLGR	12	6924N	
Cummins L-10	1985-84	12 Volt, 42MT	DR	DD	12	6356N	6924N
Cummins L-10		24 Volt, Std. 42MT	DR	DD	24	6370N	6853N
Cummins L-10		Opt. 42MT (w/OCP)	DR	DD	12	6513N	6924N
Cummins L-10		Opt.39MT service repl., 24V / 11T	DR	PLGR	24	6819N	
Mack 12.0L 728ci	2009-84	Opt. 42MT HD, w/OCP & IMS	DR	PLGR	12	6924N	
Mack Eng.	2009-00	Opt. 42MT (w/OCP)	DR	DD	12	6513N	6924N
Mack Eng.		Opt.39MT(Delco) w/IMS, w/o OCP	DR	PLGR	12	6913N	6924N
Mack Eng.		Std. 42MT	DR	DD	12	6356N	6924N
Mack Eng.	2008-00	Opt. Denso PLGR Replacement	ND	PLGR	12	18571N	6924N
Mack Eng.	2008-84	42MT Service unit (24V, w/OCP) w/add. DEH positions .	DR	DD	24	6553N	6853N
Mack Eng.		Opt. 42MT (24V, w/OCP)	DR	DD	24	6552N	6853N
Mack Eng.	2007-04	Opt.39MT Serv. Repl., w/IMS, OCP & Rot. DEH	DR	PLGR	12	6924N	
Mack Eng.	2007-00	Opt. Denso OSGR Replacement	ND	OSGR	12	19502N	6924N
Mack Eng.		Opt.39MT Ext.Rot. ser.repl. 12V / 11T, w/IMS, w/o OCP .	DR	PLGR	12	6867N	
Mack Eng.	2003-00	Opt.39MT Serv. Repl., w/IMS, OCP & Rot. DEH	DR	PLGR	12	6924N	
Mack Eng.		Opt.39MT(Melco) w/IMS, w/o OCP	DR	PLGR	12	6913N	6924N
Mack Eng.	1999-95	Opt. 50MT (12V)	DR	DD	12	3905N	
Mack Eng.		Opt. 50MT (24V)	DR	DD	24	4930N	
Mack Eng.	1999-84	Opt. 42MT (12V, w/OCP)	DR	DD	12	6513N	6924N
Mack Eng.		Opt. Denso OSGR Repl. (12V)	ND	OSGR	12	19502N	6924N
Mack Eng.		Opt. Denso PLGR Repl. (12V)	ND	PLGR	12	18571N	6924N
Mack Eng.		Opt.39MT service repl., 24V / 11T	DR	PLGR	24	6819N	
Mack Eng.		Std. 42MT (12V)	DR	DD	12	6356N	6924N
Mack Eng.		Std. 42MT (24V)	DR	DD	24	6370N	6853N

STARTERS

STARTERS

ENGINE	YEAR	APPLICATION	Mfg	Type	Volt	PART NO.	OPT. NO.
Mack (Cont'd)							
MR Series (Cont'd)							
Mack Eng.	1994-84	Opt. 50MT (24V)	DR	DD	24	4930N	
Mack Eng.	1983-82	Std. 40MT (12V)	DR	DD	12	3974N	6356N
Mack Eng.	1983-81	Std. 40MT (24V)	DR	DD	24	3745N	6370N
Mack Eng.	1981	Opt. 40MT (12V)	DR	DD	12	3974N	6356N
Mack Eng.	1980	Opt. 40MT (12V)	DR	DD	12	3974N	6356N
Mack Eng.		Opt. 40MT (24V)	DR	DD	24	3745N	6370N
Mack Eng.		Std. 40MT (12V)	DR	DD	12	3974N	6356N
Mack Eng.		Std. 40MT (24V)	DR	DD	24	3745N	6370N
Mack Eng., E-7	2007-04	Std. 39MT(Delco) w/IMS, w/o OCP	DR	PLGR	12	6913N	6924N
Mack Eng., E-7	2007-00	Opt. 39MT, w/IMS, w/OCP, w/SSL	DR	PLGR	12	6913N	6924N
Mack Eng., MP7	2010-04	Opt. Mitsubishi PLGR	MI	PLGR	12	19536N	6924N
MS Series (Midliner)							
Mack E3	1999-90	Opt. 28MT	DR	OSGR	12	6602N	
Mack E5 / EC5	1990-86	Std. 28MT	DR	OSGR	12	6602N	
Renault 5.8L	1991-86	Std. 28MT	DR	OSGR	12	6602N	
Renault 6.2L	1999-90	Std. 28MT	DR	OSGR	12	6602N	
R Series							
All Eng.	1971-68	END-673 / 711, Std. 40MT	DR	DD	24	3745N	6370N
All Eng.		END-673 / 711, Std. 40MT	DR	DD	12	3974N	6356N
All Eng.		END-864, Std. 40MT	DR	DD	24	3745N	6370N
All Eng.		END-864, Std. 40MT	DR	DD	12	3974N	6356N
All Eng.		NH-220 / 235, Std. 40MT	DR	DD	24	3745N	6370N
All Eng.		NH-220 / 235, Std. 40MT	DR	DD	12	3974N	6356N
All Eng.		NTC-335, Std. 40MT	DR	DD	24	3745N	6370N
All Eng.		NTC-335, Std. 40MT	DR	DD	12	3974N	6356N
All Eng.		V-185	DR	DD	12	3339N	18572N
All Eng.	1967	END-673 / 711, Std. 40MT	DR	DD	24	3745N	6370N
All Eng.		END-673 / 711, Std. 40MT	DR	DD	12	3974N	6356N
All Eng.		END-864	DR	DD	24	3945N	
All Eng.		END-864, Std. 40MT	DR	DD	12	3974N	6356N
All Eng.		NH-220 / 235, Std. 40MT	DR	DD	24	3745N	6370N
All Eng.		NH-220 / 235, Std. 40MT	DR	DD	12	3974N	6356N
All Eng.		NTC-335, Std. 40MT	DR	DD	24	3745N	6370N
All Eng.		NTC-335, Std. 40MT	DR	DD	12	3974N	6356N
All Eng.		V-185	DR	DD	12	3339N	18572N
Caterpillar 3406 14.6L	1990-84	12 Volt, 42MT	DR	DD	12	6356N	6924N
Caterpillar 3406 14.6L		42MT Service unit (24V, w/OCP) w/add. DEH positions .	DR	DD	24	6553N	6853N
Caterpillar 3406 14.6L		Opt. 42MT (12V, w/OCP)	DR	DD	12	6513N	6924N
Caterpillar 3406 14.6L		Opt. 42MT (24V, w/OCP)	DR	DD	24	6552N	6853N
Caterpillar 3406 14.6L		Opt. 42MT/ 24V	DR	DD	24	6370N	6853N
Caterpillar 3406 14.6L		Opt. Denso PLGR Repl. (12V)	ND	PLGR	12	18571N	6924N
Caterpillar 3406 14.6L		Opt.39MT service repl., 24V / 11T	DR	PLGR	24	6819N	
Caterpillar 3406 14.6L	1983-82	12 Volt, 40MT	DR	DD	12	3974N	6356N
Caterpillar 3406, 14.6L	1990-84	Opt. 42MT HD, w/OCP & IMS	DR	PLGR	12	6924N	
Cummins Fleet 270		Opt. 42MT/ 24V	DR	DD	24	6370N	6853N
Cummins Fleet 270		Opt.39MT service repl., 24V / 11T	DR	PLGR	24	6819N	
Cummins Fleet 270		Opt. 42MT (12V, w/OCP)	DR	DD	12	6513N	6924N
Cummins Fleet 270		12 Volt, 42MT	DR	DD	12	6356N	6924N
Cummins Fleet 270		42MT Service unit (24V, w/OCP) w/add. DEH positions .	DR	DD	24	6553N	6853N
Cummins Fleet 270		Opt. 42MT (24V, w/OCP)	DR	DD	24	6552N	6853N
Cummins Fleet 270		Opt. 42MT HD, w/OCP & IMS	DR	PLGR	12	6924N	
Cummins Fleet 270		Opt. Denso PLGR Repl. (12V)	ND	PLGR	12	18571N	6924N
Cummins KT-450		12 Volt, 42MT	DR	DD	12	6356N	6924N
Cummins KT-450		42MT Service unit (24V, w/OCP) w/add. DEH positions .	DR	DD	24	6553N	6853N
Cummins KT-450		Opt. 42MT (12V, w/OCP)	DR	DD	12	6513N	6924N
Cummins KT-450		Opt. 42MT (24V, w/OCP)	DR	DD	24	6552N	6853N
Cummins KT-450		Opt. 42MT HD, w/OCP & IMS	DR	PLGR	12	6924N	
Cummins KT-450		Opt. 42MT/ 24V	DR	DD	24	6370N	6853N
Cummins KT-450		Opt. Denso PLGR Repl. (12V)	ND	PLGR	12	18571N	6924N
Cummins KT-450		Opt.39MT service repl., 24V / 11T	DR	PLGR	24	6819N	
Cummins N / NH / NT		12 Volt, 42MT	DR	DD	12	6356N	6924N
Cummins N / NH / NT		24 Volt, Std. 42MT	DR	DD	24	6370N	6853N
Cummins N / NH / NT		Opt.39MT service repl., 24V / 11T	DR	PLGR	24	6819N	
Cummins N / NH / NT	1983-81	12 Volt, 40MT	DR	DD	12	3974N	6356N
Cummins N / NH / NT		24 Volt, Std. 40MT	DR	DD	24	3745N	6370N

STARTERS

ENGINE	YEAR	APPLICATION	Mfg	Type	Volt	PART NO.	OPT. NO.
Mack (Cont'd)							
R Series (Cont'd)							
Cummins N / NH / NT	1980-73	12 Volt, 40MT	DR	DD	12	3974N	6356N
Cummins N / NH / NT		24 Volt, Std. 40MT	DR	DD	24	3745N	6370N
Cummins N / NH / NT	1972	12 Volt, 40MT	DR	DD	12	3974N	6356N
Cummins N / NH / NT		24 Volt, Std. 40MT	DR	DD	24	3745N	6370N
Cummins N14, 14.0L	1990-84	Opt. 42MT HD, w/OCP & IMS	DR	PLGR	12	6924N	
Cummins Super 250	1981	12 Volt, 40MT	DR	DD	12	3974N	6356N
Cummins Super 250		24 Volt, Std. 40MT	DR	DD	24	3745N	6370N
Cummins Super 250	1980-73	12 Volt, 40MT	DR	DD	12	3974N	6356N
Cummins Super 250		24 Volt, Std. 40MT	DR	DD	24	3745N	6370N
Cummins Super 250	1972	12 Volt, 40MT	DR	DD	12	3974N	6356N
Cummins Super 250		24 Volt, Std. 40MT	DR	DD	24	3745N	6370N
Cummins V8-210	1981-72	Std. 40MT	DR	DD	12	3339N	18572N
Cummins V-903	1981	12 Volt, 40MT	DR	DD	12	3974N	6356N
Cummins V-903		24 Volt, Std. 40MT	DR	DD	24	3745N	6370N
Cummins V-903	1980-72	12 Volt, 40MT	DR	DD	12	3974N	6356N
Cummins V-903		24 Volt, Std. 40MT	DR	DD	24	3745N	6370N
DD 6V-92	1983-81	12 Volt, 40MT	DR	DD	12	3974N	6356N
DD 6V-92		24 Volt, Std. 40MT	DR	DD	24	3745N	6370N
DD 6V-92	1980-78	12 Volt, 40MT	DR	DD	12	3974N	6356N
DD 6V-92		24 Volt, Std. 40MT	DR	DD	24	3745N	6370N
DD 6V-92 9.0L	1990-84	12 Volt, 42MT	DR	DD	12	6356N	6924N
DD 6V-92 9.0L		42MT Service unit (24V, w/OCP) w/add. DEH positions .	DR	DD	24	6553N	6853N
DD 6V-92 9.0L		50MT, 24V	DR	DD	24	4930N	
DD 6V-92 9.0L		Opt. 42MT (12V, w/OCP)	DR	DD	12	6513N	6924N
DD 6V-92 9.0L		Opt. 42MT (24V, w/OCP)	DR	DD	24	6552N	6853N
DD 6V-92 9.0L		Opt. 42MT/ 24V	DR	DD	24	6370N	6853N
DD 6V-92 9.0L		Opt. Denso PLGR Repl. (12V)	ND	PLGR	12	18571N	6924N
DD 6V-92 9.0L		Opt.39MT service repl., 24V / 11T	DR	PLGR	24	6819N	
DD 6V-92, 9.0L		Opt. 42MT HD, w/OCP & IMS	DR	PLGR	12	6924N	
DD 8V-71 (N, T)	1978-72	Std. 40MT (12V)	DR	PLGR	12	6924N	
DD 8V-92	1990-84	42MT, 24Volt	DR	DD	24	6370N	6853N
DD 8V-92		50MT, 24V	DR	DD	24	4930N	
DD 8V-92		Opt.39MT service repl., 24V / 11T	DR	PLGR	24	6819N	
DD 8V-92		Std. 42MT	DR	DD	12	6356N	6924N
DD 8V-92, 12.1L		Opt. 42MT HD, w/OCP & IMS	DR	PLGR	12	6924N	
E4-210 Scania	1983-82	Std. 40MT (12V)	DR	DD	12	3974N	6356N
E4-210 Scania Diesel	1990-84	12 Volt, 42MT	DR	DD	12	6356N	6924N
E4-210 Scania Diesel		42MT Service unit (24V, w/OCP) w/add. DEH positions .	DR	DD	24	6553N	6853N
E4-210 Scania Diesel		Opt. 42MT (12V, w/OCP)	DR	DD	12	6513N	6924N
E4-210 Scania Diesel		Opt. 42MT (24V, w/OCP)	DR	DD	24	6552N	6853N
E4-210 Scania Diesel		Opt. 42MT/ 24V	DR	DD	24	6370N	6853N
E4-210 Scania Diesel		Opt. Denso PLGR Repl. (12V)	ND	PLGR	12	18571N	6924N
E4-210 Scania Diesel		Opt.39MT service repl., 24V / 11T	DR	PLGR	24	6819N	
Mack 12.0L 728ci	1990-88	Opt. 42MT HD, w/OCP & IMS	DR	PLGR	12	6924N	
Mack E6 Series 671ci	1990-84	Opt. 42MT HD, w/OCP & IMS	DR	PLGR	12	6924N	
Mack E9 Series 998ci	1988-84	Opt. 42MT HD, w/OCP & IMS	DR	PLGR	12	6924N	
Mack Eng.	1990-84	42MT Service unit (24V, w/OCP) w/add. DEH positions .	DR	DD	24	6553N	6853N
Mack Eng.		Opt. 42MT (12V, w/OCP)	DR	DD	12	6513N	6924N
Mack Eng.		Opt. 42MT (24V, w/OCP)	DR	DD	24	6552N	6853N
Mack Eng.		Opt. 50MT (24V)	DR	DD	24	4930N	
Mack Eng.		Opt. Denso OSGR Repl. (12V)	ND	OSGR	12	19502N	6924N
Mack Eng.		Opt. Denso PLGR Repl. (12V)	ND	PLGR	12	18571N	6924N
Mack Eng.		Opt.39MT service repl., 24V / 11T	DR	PLGR	24	6819N	
Mack Eng.		Std. 42MT (12V)	DR	DD	12	6356N	6924N
Mack Eng.		Std. 42MT (24V)	DR	DD	24	6370N	6853N
Mack Eng.	1983-82	Std. 40MT (12V)	DR	DD	12	3974N	6356N
Mack Eng.	1983-81	Std. 40MT (24V)	DR	DD	24	3745N	6370N
Mack Eng.	1981	Opt. 40MT (12V)	DR	DD	12	3974N	6356N
Mack Eng.	1980-79	Opt. 40MT (12V)	DR	DD	12	3974N	6356N
Mack Eng.		Opt. 40MT (24V)	DR	DD	24	3745N	6370N
Mack Eng.	1980-72	Std. 40MT (12V)	DR	DD	12	3974N	6356N
Mack Eng.		Std. 40MT (24V)	DR	DD	24	3745N	6370N
Mack Eng.	1978-72	Opt. 40MT (12V)	DR	DD	12	3974N	6356N
Mack Eng.		Opt. 40MT (24V)	DR	DD	24	3745N	6370N
Scania E4-210 Diesel.	1990-84	Opt. 42MT HD, w/OCP & IMS	DR	PLGR	12	6924N	

STARTERS

STARTERS

ENGINE	YEAR	APPLICATION	Mfg	Type	Volt	PART NO.	OPT. NO.
Mack (Cont'd)							
RB							
Mack 12.0L 728ci	2000	42MT HD, w/OCP & IMS	DR	PLGR	12	6924N	
Mack 12.0L 728ci	1999-97	Opt. 42MT HD, w/OCP & IMS	DR	PLGR	12	6924N	
RB Series							
Cummins Fleet 270	1990-84	Opt. 42MT HD, w/OCP & IMS	DR	PLGR	12	6924N	
Cummins KT-450	1990	Opt. 42MT HD, w/OCP & IMS	DR	PLGR	12	6924N	
Cummins KT-450	1989-84	42MT HD, w/OCP & IMS	DR	PLGR	12	6924N	
Cummins N14, 14.0L	1990-84	42MT HD, w/OCP & IMS	DR	PLGR	12	6924N	
E4-210 Scania	1983-82	Std. 40MT (12V)	DR	DD	12	3974N	6356N
E4-210 Scania Diesel	1990-84	12 Volt, 42MT	DR	DD	12	6356N	6924N
E4-210 Scania Diesel		42MT Service unit (24V, w/OCP) w/add. DEH positions .	DR	DD	24	6553N	6853N
E4-210 Scania Diesel		Opt. 42MT (12V, w/OCP)	DR	DD	12	6513N	6924N
E4-210 Scania Diesel		Opt. 42MT (24V, w/OCP)	DR	DD	24	6552N	6853N
E4-210 Scania Diesel		Opt. 42MT/ 24V	DR	DD	24	6370N	6853N
E4-210 Scania Diesel		Opt. Denso PLGR Repl. (12V)	ND	PLGR	12	18571N	6924N
E4-210 Scania Diesel		Opt.39MT service repl., 24V / 11T	DR	PLGR	24	6819N	
Mack 12.0L 728ci	2009-01	42MT HD, w/OCP & IMS	DR	PLGR	12	6924N	
Mack 12.0L 728ci	1996-88	Opt. 42MT HD, w/OCP & IMS	DR	PLGR	12	6924N	
Mack Eng.	2009-00	Opt. 42MT (w/OCP)	DR	DD	12	6513N	6924N
Mack Eng.		Opt.39MT(Delco) w/IMS, w/o OCP	DR	PLGR	12	6913N	6924N
Mack Eng.		Std. 42MT	DR	DD	12	6356N	6924N
Mack Eng.	2008-00	Opt. Denso PLGR Replacement	ND	PLGR	12	18571N	6924N
Mack Eng.	2008-88	42MT Service unit (24V, w/OCP) w/add. DEH positions .	DR	DD	24	6553N	6853N
Mack Eng.		Opt. 42MT (24V, w/OCP)	DR	DD	24	6552N	6853N
Mack Eng.	2007-04	Opt.39MT Serv. Repl., w/IMS, OCP & Rot. DEH	DR	PLGR	12	6924N	
Mack Eng.	2007-00	Opt. Denso OSGR Replacement	ND	OSGR	12	19502N	6924N
Mack Eng.		Opt.39MT Ext.Rot. ser.repl. 12V / 11T, w/IMS, w/o OCP .	DR	PLGR	12	6867N	
Mack Eng.	2003-00	Opt.39MT Serv. Repl., w/IMS, OCP & Rot. DEH	DR	PLGR	12	6924N	
Mack Eng.		Opt.39MT(Melco) w/IMS, w/o OCP	DR	PLGR	12	6913N	6924N
Mack Eng.	1999-95	Opt. 50MT (12V)	DR	DD	12	3905N	
Mack Eng.		Opt. 50MT (24V)	DR	DD	24	4930N	
Mack Eng.	1999-88	Opt. 42MT (12V, w/OCP)	DR	DD	12	6513N	6924N
Mack Eng.		Opt. Denso OSGR Repl. (12V)	ND	OSGR	12	19502N	6924N
Mack Eng.		Opt. Denso PLGR Repl. (12V)	ND	PLGR	12	18571N	6924N
Mack Eng.		Opt.39MT service repl., 24V / 11T	DR	PLGR	24	6819N	
Mack Eng.		Std. 42MT (12V)	DR	DD	12	6356N	6924N
Mack Eng.		Std. 42MT (24V)	DR	DD	24	6370N	6853N
Mack Eng.	1994-88	Opt. 50MT (24V)	DR	DD	24	4930N	
Mack Eng., E-7	2007-04	Std. 39MT(Delco) w/IMS, w/o OCP	DR	PLGR	12	6913N	6924N
Mack Eng., E-7	2007-00	Opt. 39MT, w/IMS, w/OCP, w/SSL	DR	PLGR	12	6913N	6924N
Mack Eng., MP7	2010-04	Opt. Mitsubishi PLGR	MI	PLGR	12	19536N	6924N
RD Series							
Cummins N14, 14.0L	1998-91	Opt. 42MT HD, w/OCP & IMS	DR	PLGR	12	6924N	
Cummins N14, 14.0L	1990-84	42MT HD, w/OCP & IMS	DR	PLGR	12	6924N	
Cummins NTC Eng.	1985-84	12 Volt, 42MT	DR	DD	12	6356N	6924N
Cummins NTC Eng.		24 Volt, Std. 42MT	DR	DD	24	6370N	6853N
Cummins NTC Eng.		Opt.39MT service repl., 24V / 11T	DR	PLGR	24	6819N	
DD 6V-92	1985-82	12 Volt, 40MT	DR	DD	12	3974N	6356N
DD 6V-92		24 Volt, Std. 40MT	DR	DD	24	3745N	6370N
DD 6V-92, 9.0L	1990-84	42MT HD, w/OCP & IMS	DR	PLGR	12	6924N	
DD 8V-92, 12.1L	1990	42MT HD, w/OCP & IMS	DR	PLGR	12	6924N	
DD 8V-92, 12.1L	1989-84	Opt. 42MT HD, w/OCP & IMS	DR	PLGR	12	6924N	
E4-210 Scania	1983-82	Std. 40MT (12V)	DR	DD	12	3974N	6356N
E4-210 Scania Diesel	1990-84	12 Volt, 42MT	DR	DD	12	6356N	6924N
E4-210 Scania Diesel		42MT Service unit (24V, w/OCP) w/add. DEH positions .	DR	DD	24	6553N	6853N
E4-210 Scania Diesel		Opt. 42MT (12V, w/OCP)	DR	DD	12	6513N	6924N
E4-210 Scania Diesel		Opt. 42MT (24V, w/OCP)	DR	DD	24	6552N	6853N
E4-210 Scania Diesel		Opt. 42MT/ 24V	DR	DD	24	6370N	6853N
E4-210 Scania Diesel		Opt. Denso PLGR Repl. (12V)	ND	PLGR	12	18571N	6924N
E4-210 Scania Diesel		Opt.39MT service repl., 24V / 11T	DR	PLGR	24	6819N	
E7	2006-03	Delco 39MT / 24V, Rotatable DEH, w/IMS & OCP	DR	PLGR	24	6837N	
EM7		Delco 39MT / 24V, Rotatable DEH, w/IMS & OCP	DR	PLGR	24	6837N	
Mack 12.0L 728ci	2009-88	Opt. 42MT HD, w/OCP & IMS	DR	PLGR	12	6924N	
Mack 12.0L 728ci	2004-98	42MT HD, w/OCP & IMS	DR	PLGR	12	6924N	
Mack Eng.	2009-00	Opt. 42MT (w/OCP)	DR	DD	12	6513N	6924N
Mack Eng.		Opt.39MT(Delco) w/IMS, w/o OCP	DR	PLGR	12	6913N	6924N

STARTERS

ENGINE	YEAR	APPLICATION	Mfg	Type	Volt	PART NO.	OPT. NO.
Mack (Cont'd)							
RD Series (Cont'd)							
Mack Eng.	2009-00	Std. 42MT	DR	DD	12	6356N	6924N
Mack Eng.	2008-00	Opt. Denso PLGR Replacement	ND	PLGR	12	18571N	6924N
Mack Eng.	2008-84	42MT Service unit (24V, w/OCP) w/add. DEH positions .	DR	DD	24	6553N	6853N
Mack Eng.		Opt. 42MT (24V, w/OCP)	DR	DD	24	6552N	6853N
Mack Eng.	2007-04	Opt. Denso OSGR Replacement	ND	OSGR	12	19502N	6924N
Mack Eng.		Opt.39MT Serv. Repl., w/IMS, OCP & Rot. DEH	DR	PLGR	12	6924N	
Mack Eng.	2007-00	Opt.39MT Ext.Rot. ser.repl. 12V / 11T, w/IMS, w/o OCP .	DR	PLGR	12	6867N	
Mack Eng.	2003-00	Opt.39MT Serv. Repl., w/IMS, OCP & Rot. DEH	DR	PLGR	12	6924N	
Mack Eng.		Opt.39MT(Melco) w/IMS, w/o OCP	DR	PLGR	12	6913N	6924N
Mack Eng.	1999-95	Opt. 50MT (12V)	DR	DD	12	3905N	
Mack Eng.		Opt. 50MT (24V)	DR	DD	24	4930N	
Mack Eng.	1999-84	Opt. 42MT (12V, w/OCP)	DR	DD	12	6513N	6924N
Mack Eng.		Opt. Denso OSGR Repl. (12V)	ND	OSGR	12	19502N	6924N
Mack Eng.		Opt. Denso PLGR Repl. (12V)	ND	PLGR	12	18571N	6924N
Mack Eng.		Opt.39MT service repl., 24V / 11T	DR	PLGR	24	6819N	
Mack Eng.		Std. 42MT (12V)	DR	DD	12	6356N	6924N
Mack Eng.		Std. 42MT (24V)	DR	DD	24	6370N	6853N
Mack Eng.	1994-84	Opt. 50MT (24V)	DR	DD	24	4930N	
Mack Eng.	1983-82	Std. 40MT (12V)	DR	DD	12	3974N	6356N
Mack Eng.	1983-81	Std. 40MT (24V)	DR	DD	24	3745N	6370N
Mack Eng.	1981	Opt. 40MT (12V)	DR	DD	12	3974N	6356N
Mack Eng.	1980-79	Opt. 40MT (12V)	DR	DD	12	3974N	6356N
Mack Eng.		Opt. 40MT (24V)	DR	DD	24	3745N	6370N
Mack Eng.		Std. 40MT (12V)	DR	DD	12	3974N	6356N
Mack Eng.		Std. 40MT (24V)	DR	DD	24	3745N	6370N
Mack Eng., E-7	2007-04	Std. 39MT(Delco) w/IMS, w/o OCP	DR	PLGR	12	6913N	6924N
Mack Eng., E-7	2007-00	Opt. 39MT, w/IMS, w/OCP, w/SSL	DR	PLGR	12	6913N	6924N
Mack Eng., MP7	2010-04	Opt. Mitsubishi PLGR	MI	PLGR	12	19536N	6924N
Scania E4-210 Diesel.	1990-84	Opt. 42MT HD, w/OCP & IMS	DR	PLGR	12	6924N	
RL Series							
DD 6V-71	1978-75	12 Volt, 40MT	DR	DD	12	3974N	6356N
DD 6V-71		24 Volt, Std. 40MT	DR	DD	24	3745N	6370N
DD 6V-92	1983-81	12 Volt, 40MT	DR	DD	12	3974N	6356N
DD 6V-92		24 Volt, Std. 40MT	DR	DD	24	3745N	6370N
DD 6V-92	1980-78	12 Volt, 40MT	DR	DD	12	3974N	6356N
DD 6V-92		24 Volt, Std. 40MT	DR	DD	24	3745N	6370N
DD 6V-92, 9.0L	1990-84	Opt. 42MT HD, w/OCP & IMS	DR	PLGR	12	6924N	
DD 8V-92, 12.1L		Opt. 42MT HD, w/OCP & IMS	DR	PLGR	12	6924N	
E4-210 Scania	1983-82	Std. 40MT (12V)	DR	DD	12	3974N	6356N
E4-210 Scania Diesel	1990-84	12 Volt, 42MT	DR	DD	12	6356N	6924N
E4-210 Scania Diesel		42MT Service unit (24V, w/OCP) w/add. DEH positions .	DR	DD	24	6553N	6853N
E4-210 Scania Diesel		Opt. 42MT (12V, w/OCP)	DR	DD	12	6513N	6924N
E4-210 Scania Diesel		Opt. 42MT (24V, w/OCP)	DR	DD	24	6552N	6853N
E4-210 Scania Diesel		Opt. 42MT/ 24V	DR	DD	24	6370N	6853N
E4-210 Scania Diesel		Opt. Denso PLGR Repl. (12V)	ND	PLGR	12	18571N	6924N
E4-210 Scania Diesel		Opt.39MT service repl., 24V / 11T	DR	PLGR	24	6819N	
E7	2006-03	Delco 39MT / 24V, Rotatable DEH, w/IMS & OCP	DR	PLGR	24	6837N	
Mack 12.0L 728ci	1990	Opt. 42MT HD, w/OCP & IMS	DR	PLGR	12	6924N	
Mack 12.0L 728ci	1989-88	42MT HD, w/OCP & IMS	DR	PLGR	12	6924N	
Mack E6 Series 671ci	1990-86	42MT HD, w/OCP & IMS	DR	PLGR	12	6924N	
Mack E6 Series 671ci	1985-84	Opt. 42MT HD, w/OCP & IMS	DR	PLGR	12	6924N	
Mack E9 Series 998ci	1990-84	Opt. 42MT HD, w/OCP & IMS	DR	PLGR	12	6924N	
Mack Eng.		42MT Service unit (24V, w/OCP) w/add. DEH positions .	DR	DD	24	6553N	6853N
Mack Eng.		Opt. 42MT (12V, w/OCP)	DR	DD	12	6513N	6924N
Mack Eng.		Opt. 42MT (24V, w/OCP)	DR	DD	24	6552N	6853N
Mack Eng.		Opt. 50MT (24V)	DR	DD	24	4930N	
Mack Eng.		Opt. Denso OSGR Repl. (12V)	ND	OSGR	12	19502N	6924N
Mack Eng.		Opt. Denso PLGR Repl. (12V)	ND	PLGR	12	18571N	6924N
Mack Eng.		Opt.39MT service repl., 24V / 11T	DR	PLGR	24	6819N	
Mack Eng.		Std. 42MT (12V)	DR	DD	12	6356N	6924N
Mack Eng.		Std. 42MT (24V)	DR	DD	24	6370N	6853N
RM Series							
DD 6V-92	1983-81	12 Volt, 40MT	DR	DD	12	3974N	6356N
DD 6V-92		24 Volt, Std. 40MT	DR	DD	24	3745N	6370N
DD 6V-92	1980-78	12 Volt, 40MT	DR	DD	12	3974N	6356N

STARTERS

STARTERS

ENGINE	YEAR	APPLICATION	Mfg	Type	Volt	PART NO.	OPT. NO.
Mack (Cont'd)							
RM Series (Cont'd)							
DD 6V-92	1980-78	24 Volt, Std. 40MT	DR	DD	24	3745N	6370N
DD 6V-92 9.0L	1990-84	12 Volt, 42MT	DR	DD	12	6356N	6924N
DD 6V-92 9.0L		42MT Service unit (24V, w/OCP) w/add. DEH positions .	DR	DD	24	6553N	6853N
DD 6V-92 9.0L		50MT, 24V	DR	DD	24	4930N	
DD 6V-92 9.0L		Opt. 42MT (12V, w/OCP)	DR	DD	12	6513N	6924N
DD 6V-92 9.0L		Opt. 42MT (24V, w/OCP)	DR	DD	24	6552N	6853N
DD 6V-92 9.0L		Opt. 42MT/ 24V	DR	DD	24	6370N	6853N
DD 6V-92 9.0L		Opt. Denso PLGR Repl. (12V)	ND	PLGR	12	18571N	6924N
DD 6V-92 9.0L		Opt.39MT service repl., 24V / 11T	DR	PLGR	24	6819N	
DD 6V-92, 9.0L		Opt. 42MT HD, w/OCP & IMS	DR	PLGR	12	6924N	
DD 8V-92, 12.1L		Opt. 42MT HD, w/OCP & IMS	DR	PLGR	12	6924N	
E4-210 Scania	1983-82	Std. 40MT (12V)	DR	DD	12	3974N	6356N
E4-210 Scania Diesel	1990-84	12 Volt, 42MT	DR	DD	12	6356N	6924N
E4-210 Scania Diesel		42MT Service unit (24V, w/OCP) w/add. DEH positions .	DR	DD	24	6553N	6853N
E4-210 Scania Diesel		Opt. 42MT (12V, w/OCP)	DR	DD	12	6513N	6924N
E4-210 Scania Diesel		Opt. 42MT (24V, w/OCP)	DR	DD	24	6552N	6853N
E4-210 Scania Diesel		Opt. 42MT/ 24V	DR	DD	24	6370N	6853N
E4-210 Scania Diesel		Opt. Denso PLGR Repl. (12V)	ND	PLGR	12	18571N	6924N
E4-210 Scania Diesel		Opt.39MT service repl., 24V / 11T	DR	PLGR	24	6819N	
Mack 12.0L 728ci	1994	Opt. 42MT HD, w/OCP & IMS	DR	PLGR	12	6924N	
Mack 12.0L 728ci	1993-88	42MT HD, w/OCP & IMS	DR	PLGR	12	6924N	
Mack E6 Series 671ci	1994	42MT HD, w/OCP & IMS	DR	PLGR	12	6924N	
Mack E6 Series 671ci	1993-84	Opt. 42MT HD, w/OCP & IMS	DR	PLGR	12	6924N	
Mack E9 Series 998ci	1988-84	Opt. 42MT HD, w/OCP & IMS	DR	PLGR	12	6924N	
Mack Eng.	2005-84	42MT Service unit (24V, w/OCP) w/add. DEH positions .	DR	DD	24	6553N	6853N
Mack Eng.		Opt. 42MT (24V, w/OCP)	DR	DD	24	6552N	6853N
Mack Eng.	1994-84	Opt. 42MT (12V, w/OCP)	DR	DD	12	6513N	6924N
Mack Eng.		Opt. 50MT (24V)	DR	DD	24	4930N	
Mack Eng.		Opt. Denso OSGR Repl. (12V)	ND	OSGR	12	19502N	6924N
Mack Eng.		Opt. Denso PLGR Repl. (12V)	ND	PLGR	12	18571N	6924N
Mack Eng.		Opt.39MT service repl., 24V / 11T	DR	PLGR	24	6819N	
Mack Eng.		Std. 42MT (12V)	DR	DD	12	6356N	6924N
Mack Eng.		Std. 42MT (24V)	DR	DD	24	6370N	6853N
Scania E4-210 Diesel.	1990-84	Opt. 42MT HD, w/OCP & IMS	DR	PLGR	12	6924N	
RS Series							
DD 6V-71	1978-75	12 Volt, 40MT	DR	DD	12	3974N	6356N
DD 6V-71		24 Volt, Std. 40MT	DR	DD	24	3745N	6370N
DD 6V-92	1983-81	12 Volt, 40MT	DR	DD	12	3974N	6356N
DD 6V-92		24 Volt, Std. 40MT	DR	DD	24	3745N	6370N
DD 6V-92	1980-78	12 Volt, 40MT	DR	DD	12	3974N	6356N
DD 6V-92		24 Volt, Std. 40MT	DR	DD	24	3745N	6370N
DD 6V-92 9.0L	1990-84	12 Volt, 42MT	DR	DD	12	6356N	6924N
DD 6V-92 9.0L		42MT Service unit (24V, w/OCP) w/add. DEH positions .	DR	DD	24	6553N	6853N
DD 6V-92 9.0L		50MT, 24V	DR	DD	24	4930N	
DD 6V-92 9.0L		Opt. 42MT (12V, w/OCP)	DR	DD	12	6513N	6924N
DD 6V-92 9.0L		Opt. 42MT (24V, w/OCP)	DR	DD	24	6552N	6853N
DD 6V-92 9.0L		Opt. 42MT/ 24V	DR	DD	24	6370N	6853N
DD 6V-92 9.0L		Opt. Denso PLGR Repl. (12V)	ND	PLGR	12	18571N	6924N
DD 6V-92 9.0L		Opt.39MT service repl., 24V / 11T	DR	PLGR	24	6819N	
DD 6V-92, 9.0L		Opt. 42MT HD, w/OCP & IMS	DR	PLGR	12	6924N	
DD 8V-92, 12.1L		Opt. 42MT HD, w/OCP & IMS	DR	PLGR	12	6924N	
E4-210 Scania	1983-82	Std. 40MT (12V)	DR	DD	12	3974N	6356N
E4-210 Scania Diesel	1990-84	12 Volt, 42MT	DR	DD	12	6356N	6924N
E4-210 Scania Diesel		42MT Service unit (24V, w/OCP) w/add. DEH positions .	DR	DD	24	6553N	6853N
E4-210 Scania Diesel		Opt. 42MT (12V, w/OCP)	DR	DD	12	6513N	6924N
E4-210 Scania Diesel		Opt. 42MT (24V, w/OCP)	DR	DD	24	6552N	6853N
E4-210 Scania Diesel		Opt. 42MT/ 24V	DR	DD	24	6370N	6853N
E4-210 Scania Diesel		Opt. Denso PLGR Repl. (12V)	ND	PLGR	12	18571N	6924N
E4-210 Scania Diesel		Opt.39MT service repl., 24V / 11T	DR	PLGR	24	6819N	
E7	2006-03	Delco 39MT / 24V, Rotatable DEH, w/IMS & OCP	DR	PLGR	24	6837N	
EM7		Delco 39MT / 24V, Rotatable DEH, w/IMS & OCP	DR	PLGR	24	6837N	
Mack 12.0L 728ci	1990	Opt. 42MT HD, w/OCP & IMS	DR	PLGR	12	6924N	
Mack 12.0L 728ci	1989-84	42MT HD, w/OCP & IMS	DR	PLGR	12	6924N	
Mack E6 Series 671ci	1990	42MT HD, w/OCP & IMS	DR	PLGR	12	6924N	
Mack E6 Series 671ci	1989-84	Opt. 42MT HD, w/OCP & IMS	DR	PLGR	12	6924N	

STARTERS

ENGINE	YEAR	APPLICATION	Mfg	Type	Volt	PART NO.	OPT. NO.
Mack (Cont'd)							
RS Series (Cont'd)							
Mack E9 Series 998ci	1990-84	Opt. 42MT HD, w/OCP & IMS	DR	PLGR	12	6924N	
Mack Eng.		42MT Service unit (24V, w/OCP) w/add. DEH positions .	DR	DD	24	6553N	6853N
Mack Eng.		Opt. 42MT (12V, w/OCP)	DR	DD	12	6513N	6924N
Mack Eng.		Opt. 42MT (24V, w/OCP)	DR	DD	24	6552N	6853N
Mack Eng.		Opt. 50MT (24V)	DR	DD	24	4930N	
Mack Eng.		Opt. Denso OSGR Repl. (12V)	ND	OSGR	12	19502N	6924N
Mack Eng.		Opt. Denso PLGR Repl. (12V)	ND	PLGR	12	18571N	6924N
Mack Eng.		Opt.39MT service repl., 24V / 11T	DR	PLGR	24	6819N	
Mack Eng.		Std. 42MT (12V)	DR	DD	12	6356N	6924N
Mack Eng.		Std. 42MT (24V)	DR	DD	24	6370N	6853N
Mack Eng.	1983-82	Std. 40MT (12V)	DR	DD	12	3974N	6356N
Mack Eng.	1983-81	Std. 40MT (24V)	DR	DD	24	3745N	6370N
Mack Eng.	1981	Opt. 40MT (12V)	DR	DD	12	3974N	6356N
Mack Eng.	1980-79	Opt. 40MT (12V)	DR	DD	12	3974N	6356N
Mack Eng.		Opt. 40MT (24V)	DR	DD	24	3745N	6370N
Mack Eng.		Std. 40MT (12V)	DR	DD	12	3974N	6356N
Mack Eng.		Std. 40MT (24V)	DR	DD	24	3745N	6370N
Scania E4-210 Diesel.	1990-84	Opt. 42MT HD, w/OCP & IMS	DR	PLGR	12	6924N	
RW Series							
Cummins N / NT	1990-84	12 Volt, 42MT	DR	DD	12	6356N	6924N
Cummins N / NT		24 Volt, Std. 42MT	DR	DD	24	6370N	6853N
Cummins N / NT		Opt.39MT service repl., 24V / 11T	DR	PLGR	24	6819N	
Cummins N / NT	1983-82	12 Volt, 40MT	DR	DD	12	3974N	6356N
Cummins N / NT		24 Volt, Std. 40MT	DR	DD	24	3745N	6370N
DD 8V-92	1985-84	24 Volt, Std. 42MT	DR	DD	24	6370N	6853N
DD 8V-92		Opt. 42MT (12V, w/OCP)	DR	DD	12	6513N	6924N
DD 8V-92		Opt.39MT service repl., 24V / 11T	DR	PLGR	24	6819N	
DD 8V-92		Std. 42MT (12V)	DR	DD	12	6356N	6924N
DD 8V-92	1983-81	12 Volt, 40MT	DR	DD	12	3974N	6356N
DD 8V-92		24 Volt, Std. 40MT	DR	DD	24	3745N	6370N
DD 8V-92	1980-78	12 Volt, 40MT	DR	DD	12	3974N	6356N
DD 8V-92		24 Volt, Std. 40MT	DR	DD	24	3745N	6370N
DD 8V-92, 12.1L	1985-84	Opt. 42MT HD, w/OCP & IMS	DR	PLGR	12	6924N	
E4-210 Scania	1983-82	Std. 40MT (12V)	DR	DD	12	3974N	6356N
E4-210 Scania Diesel	1990-84	12 Volt, 42MT	DR	DD	12	6356N	6924N
E4-210 Scania Diesel		42MT Service unit (24V, w/OCP) w/add. DEH positions .	DR	DD	24	6553N	6853N
E4-210 Scania Diesel		Opt. 42MT (12V, w/OCP)	DR	DD	12	6513N	6924N
E4-210 Scania Diesel		Opt. 42MT (24V, w/OCP)	DR	DD	24	6552N	6853N
E4-210 Scania Diesel		Opt. 42MT/ 24V	DR	DD	24	6370N	6853N
E4-210 Scania Diesel		Opt. Denso PLGR Repl. (12V)	ND	PLGR	12	18571N	6924N
E4-210 Scania Diesel		Opt.39MT service repl., 24V / 11T	DR	PLGR	24	6819N	
E7	2006-03	Delco 39MT / 24V, Rotatable DEH, w/IMS & OCP	DR	PLGR	24	6837N	
Mack 12.0L 728ci	1994-88	Opt. 42MT HD, w/OCP & IMS	DR	PLGR	12	6924N	
Mack E6 Series 671ci	1994-84	Opt. 42MT HD, w/OCP & IMS	DR	PLGR	12	6924N	
Mack E9 Series 998ci	1988-84	Opt. 42MT HD, w/OCP & IMS	DR	PLGR	12	6924N	
Mack Eng.	2006-84	42MT Service unit (24V, w/OCP) w/add. DEH positions .	DR	DD	24	6553N	6853N
Mack Eng.		Opt. 42MT (24V, w/OCP)	DR	DD	24	6552N	6853N
Mack Eng.		Opt. Denso PLGR Repl. (12V)	ND	PLGR	12	18571N	6924N
Mack Eng.	1994-84	Opt. 42MT (12V, w/OCP)	DR	DD	12	6513N	6924N
Mack Eng.		Opt. 50MT (24V)	DR	DD	24	4930N	
Mack Eng.		Opt. Denso OSGR Repl. (12V)	ND	OSGR	12	19502N	6924N
Mack Eng.		Opt.39MT service repl., 24V / 11T	DR	PLGR	24	6819N	
Mack Eng.		Std. 42MT (12V)	DR	DD	12	6356N	6924N
Mack Eng.		Std. 42MT (24V)	DR	DD	24	6370N	6853N
Mack Eng.	1983-82	Std. 40MT (12V)	DR	DD	12	3974N	6356N
Mack Eng.	1983-81	Std. 40MT (24V)	DR	DD	24	3745N	6370N
Mack Eng.	1981	Opt. 40MT (12V)	DR	DD	12	3974N	6356N
Mack Eng.	1980-79	Opt. 40MT (12V)	DR	DD	12	3974N	6356N
Mack Eng.		Opt. 40MT (24V)	DR	DD	24	3745N	6370N
Mack Eng.		Std. 40MT (12V)	DR	DD	12	3974N	6356N
Mack Eng.		Std. 40MT (24V)	DR	DD	24	3745N	6370N
Scania E4-210 Diesel.	1990-84	Opt. 42MT HD, w/OCP & IMS	DR	PLGR	12	6924N	
U Series							
All Eng.	1971-68	END-673 / 711, Std. 40MT	DR	DD	24	3745N	6370N
All Eng.		END-673 / 711, Std. 40MT	DR	DD	12	3974N	6356N

STARTERS

STARTERS

ENGINE	YEAR	APPLICATION	Mfg	Type	Volt	PART NO.	OPT. NO.
Mack (Cont'd)							
U Series (Cont'd)							
All Eng.	1971-68	END-864, Std. 40MT	DR	DD	24	3745N	6370N
All Eng.		END-864, Std. 40MT	DR	DD	12	3974N	6356N
All Eng.		NH-220 / 235, Std. 40MT	DR	DD	24	3745N	6370N
All Eng.		NH-220 / 235, Std. 40MT	DR	DD	12	3974N	6356N
All Eng.		NTC-335, Std. 40MT	DR	DD	24	3745N	6370N
All Eng.		NTC-335, Std. 40MT	DR	DD	12	3974N	6356N
All Eng.	1967	END-673 / 711, Std. 40MT	DR	DD	24	3745N	6370N
All Eng.		END-673 / 711, Std. 40MT	DR	DD	12	3974N	6356N
All Eng.		END-864	DR	DD	24	3945N	
All Eng.		END-864, Std. 40MT	DR	DD	12	3974N	6356N
All Eng.		NH-220 / 235, Std. 40MT	DR	DD	24	3745N	6370N
All Eng.		NH-220 / 235, Std. 40MT	DR	DD	12	3974N	6356N
All Eng.		NTC-335, Std. 40MT	DR	DD	24	3745N	6370N
All Eng.		NTC-335, Std. 40MT	DR	DD	12	3974N	6356N
Cummins N / NT	1983-82	12 Volt, 40MT	DR	DD	12	3974N	6356N
Cummins V-903	1981	12 Volt, 40MT	DR	DD	12	3974N	6356N
Cummins V-903		24 Volt, Std. 40MT	DR	DD	24	3745N	6370N
Cummins V-903	1981-72	12 Volt, 40MT	DR	DD	12	3974N	6356N
Cummins V-903		24 Volt, Std. 40MT	DR	DD	24	3745N	6370N
Mack Eng.	1985-84	42MT Service unit (24V, w/OCP) w/add. DEH positions .	DR	DD	24	6553N	6853N
Mack Eng.		Opt. 42MT (12V, w/OCP)	DR	DD	12	6513N	6924N
Mack Eng.		Opt. 42MT (24V, w/OCP)	DR	DD	24	6552N	6853N
Mack Eng.		Opt. 50MT (24V)	DR	DD	24	4930N	
Mack Eng.		Opt. Denso OSGR Repl. (12V)	ND	OSGR	12	19502N	6924N
Mack Eng.		Opt. Denso PLGR Repl. (12V)	ND	PLGR	12	18571N	6924N
Mack Eng.		Opt.39MT service repl., 24V / 11T	DR	PLGR	24	6819N	
Mack Eng.		Std. 42MT (12V)	DR	DD	12	6356N	6924N
Mack Eng.		Std. 42MT (24V)	DR	DD	24	6370N	6853N
Mack Eng.	1983-82	Std. 40MT (12V)	DR	DD	12	3974N	6356N
Mack Eng.	1983-81	Std. 40MT (24V)	DR	DD	24	3745N	6370N
Mack Eng.	1981	Opt. 40MT (12V)	DR	DD	12	3974N	6356N
Mack Eng.	1980-79	Opt. 40MT (12V)	DR	DD	12	3974N	6356N
Mack Eng.		Opt. 40MT (24V)	DR	DD	24	3745N	6370N
Mack Eng.	1980-72	Std. 40MT (12V)	DR	DD	12	3974N	6356N
Mack Eng.		Std. 40MT (24V)	DR	DD	24	3745N	6370N
Mack Eng.	1978-72	Opt. 40MT (12V)	DR	DD	12	3974N	6356N
Mack Eng.		Opt. 40MT (24V)	DR	DD	24	3745N	6370N
W Series							
DD 8V-71 N	1983-81	Std. 40MT (12V)	DR	DD	12	3974N	6356N
DD 8V-71 N	1983-75	Opt. 24V, 40MT	DR	DD	24	3745N	6370N
DD 8V-71 N	1980-75	Std. 40MT (12V)	DR	PLGR	12	6924N	
DD 8V-71 T	1983-81	Std. 40MT (12V)	DR	DD	12	3974N	6356N
DD 8V-71 T	1983-75	Opt. 24V, 40MT	DR	DD	24	3745N	6370N
DD 8V-71 T	1980-75	Std. 40MT (12V)	DR	PLGR	12	6924N	
Mack END	1983-75	Opt. 24V, 40MT	DR	DD	24	3745N	6370N
Mack END		Std. 40MT (12V)	DR	DD	12	3974N	6356N
Mack ENDL		Opt. 24V, 40MT	DR	DD	24	3745N	6370N
Mack ENDL		Std. 40MT (12V)	DR	DD	12	3974N	6356N
Mack ENDLT		Opt. 24V, 40MT	DR	DD	24	3745N	6370N
Mack ENDLT		Std. 40MT (12V)	DR	DD	12	3974N	6356N
Mack ENDT		Opt. 24V, 40MT	DR	DD	24	3745N	6370N
Mack ENDT		Std. 40MT (12V)	DR	DD	12	3974N	6356N
Magirus-Deutz							
160A Series							
8360 Fiat Diesel	1981-78	Bosch System (12V)	BO	DD	12	17092N	
8360 Fiat Diesel		Iskra System (12V)	BO	DD	12	17092N	
320M Series							
F10L413LV, 16.0L Eng.	1982-78	BO / DD, 24V / 11T	BO	DD	24	17107N	
M270D Series							
F10L413, 14.1L Eng.	1978-75	BO / DD, 24V / 11T	BO	DD	24	17107N	
M310D Series							
F10L413, 14.1L Eng.	1982-75	BO / DD, 24V / 11T	BO	DD	24	17107N	

STARTERS

ENGINE	YEAR	APPLICATION	Mfg	Type	Volt	PART NO.	OPT. NO.
Magirus-Deutz (Cont'd)							
M340D Series							
F12L413, 16.9L Eng.	1977-75	BO / DD, 24V / 11T	BO	DD	24	17107N	
MCI							
All Models (By Engine)							
Cummins ISX	2003-98	Delco 39MT, 24V, w/o IMS	DR	PLGR	24	6819N	
Cummins M11, 10.8L	2007-04	Delco 39MT, 24V, w/o IMS	DR	PLGR	24	6819N	
ISX	2003-98	Opt.39MT Service repl., w/IMS, OCP & Rotatable DEH ..	DR	PLGR	24	6837N	
M11	2007-04	Opt.39MT Service repl., w/IMS, OCP & Rotatable DEH ..	DR	PLGR	24	6837N	
N14 6 Cyl. 14.0L	2007-98	Delco 39MT, 24V, w/o IMS	DR	PLGR	24	6819N	
N14 6 Cyl. 14.0L		Opt.39MT Service repl., w/IMS, OCP & Rotatable DEH ..	DR	PLGR	24	6837N	
Mercedes-Benz							
1932AK							
Cummins ISM, 10.8L	1983-73	Bosch System, 6.5 kw / 24V	BO	DD	24	18375N	
Actros							
OM 541.920	2006-96	Bosch DD, 24V / 11T, 6.2kW	BO	DD	24	30110N	
OM 541.920		DR 39MT, 24V / 12T	DR	PLGR	24	30111N-DR	6857N
OM 541.920		Iskra DD, 24V / 11T, 6.2kW	BO	DD	24	30110N	
OM 541.920		Iskra, 24V / 12T, 6.5kW	BO	DD	24	30110N	
OM 541.920	2003	To 09/2003, Bosch DD, 24V / 11T, 6.2kW	BO	DD	24	30111N	6857N
OM 541.920		To 09/2003, Iskra DD, 24V / 11T, 6.2kW	BO	DD	24	30111N	6857N
OM 541.920	2002-96	Bosch DD, 24V / 11T, 6.2kW	BO	DD	24	30111N	6857N
OM 541.920		Iskra DD, 24V / 11T, 6.2kW	BO	DD	24	30111N	6857N
OM 541.921	2006-96	Bosch DD, 24V / 11T, 6.2kW	BO	DD	24	30110N	
OM 541.921		DR 39MT, 24V / 12T	DR	PLGR	24	30111N-DR	6857N
OM 541.921		Iskra DD, 24V / 11T, 6.2kW	BO	DD	24	30110N	
OM 541.921		Iskra, 24V / 12T, 6.5kW	BO	DD	24	30110N	
OM 541.921	2003	To 09/2003, Bosch DD, 24V / 11T, 6.2kW	BO	DD	24	30111N	6857N
OM 541.921		To 09/2003, Iskra DD, 24V / 11T, 6.2kW	BO	DD	24	30111N	6857N
OM 541.921	2002-96	Bosch DD, 24V / 11T, 6.2kW	BO	DD	24	30111N	6857N
OM 541.921		Iskra DD, 24V / 11T, 6.2kW	BO	DD	24	30111N	6857N
OM 541.922	2006-97	DR 39MT, 24V / 12T	DR	PLGR	24	30111N-DR	6857N
OM 541.922	2006-96	Bosch DD, 24V / 11T, 6.2kW	BO	DD	24	30110N	
OM 541.922		Iskra DD, 24V / 11T, 6.2kW	BO	DD	24	30110N	
OM 541.922		Iskra, 24V / 12T, 6.5kW	BO	DD	24	30110N	
OM 541.922	2003	To 09/2003, Bosch DD, 24V / 11T, 6.2kW	BO	DD	24	30111N	6857N
OM 541.922		To 09/2003, Iskra DD, 24V / 11T, 6.2kW	BO	DD	24	30111N	6857N
OM 541.922	2002-96	Bosch DD, 24V / 11T, 6.2kW	BO	DD	24	30111N	6857N
OM 541.922		Iskra DD, 24V / 11T, 6.2kW	BO	DD	24	30111N	6857N
OM 541.923	2006-96	Bosch DD, 24V / 11T, 6.2kW	BO	DD	24	30110N	
OM 541.923		DR 39MT, 24V / 12T	DR	PLGR	24	30111N-DR	6857N
OM 541.923		Iskra DD, 24V / 11T, 6.2kW	BO	DD	24	30110N	
OM 541.923		Iskra, 24V / 12T, 6.5kW	BO	DD	24	30110N	
OM 541.923	2003	To 09/2003, Bosch DD, 24V / 11T, 6.2kW	BO	DD	24	30111N	6857N
OM 541.923		To 09/2003, Iskra DD, 24V / 11T, 6.2kW	BO	DD	24	30111N	6857N
OM 541.923	2002-96	Bosch DD, 24V / 11T, 6.2kW	BO	DD	24	30111N	6857N
OM 541.923		Iskra DD, 24V / 11T, 6.2kW	BO	DD	24	30111N	6857N
OM 541.924	2006-97	DR 39MT, 24V / 12T	DR	PLGR	24	30111N-DR	6857N
OM 541.924	2006-96	Bosch DD, 24V / 11T, 6.2kW	BO	DD	24	30110N	
OM 541.924		Iskra DD, 24V / 11T, 6.2kW	BO	DD	24	30110N	
OM 541.924		Iskra, 24V / 12T, 6.5kW	BO	DD	24	30110N	
OM 541.924	2003	To 09/2003, Bosch DD, 24V / 11T, 6.2kW	BO	DD	24	30111N	6857N
OM 541.924		To 09/2003, Iskra DD, 24V / 11T, 6.2kW	BO	DD	24	30111N	6857N
OM 541.924	2002-96	Bosch DD, 24V / 11T, 6.2kW	BO	DD	24	30111N	6857N
OM 541.924		Iskra DD, 24V / 11T, 6.2kW	BO	DD	24	30111N	6857N
OM 541.924	2006-96	Bosch DD, 24V / 11T, 6.2kW	BO	DD	24	30110N	
OM 541.924		DR 39MT, 24V / 12T	DR	PLGR	24	30111N-DR	6857N
OM 541.924		Iskra DD, 24V / 11T, 6.2kW	BO	DD	24	30110N	
OM 541.924		Iskra, 24V / 12T, 6.5kW	BO	DD	24	30110N	
OM 541.924	2003	To 09/2003, Bosch DD, 24V / 11T, 6.2kW	BO	DD	24	30111N	6857N
OM 541.924		To 09/2003, Iskra DD, 24V / 11T, 6.2kW	BO	DD	24	30111N	6857N
OM 541.924	2002-96	Bosch DD, 24V / 11T, 6.2kW	BO	DD	24	30111N	6857N
OM 541.924		Iskra DD, 24V / 11T, 6.2kW	BO	DD	24	30111N	6857N
OM 541.925	2006-96	Bosch DD, 24V / 11T, 6.2kW	BO	DD	24	30110N	
OM 541.925		DR 39MT, 24V / 12T	DR	PLGR	24	30111N-DR	6857N
OM 541.925		Iskra DD, 24V / 11T, 6.2kW	BO	DD	24	30110N	
OM 541.925		Iskra, 24V / 12T, 6.5kW	BO	DD	24	30110N	
OM 541.925	2003	To 09/2003, Bosch DD, 24V / 11T, 6.2kW	BO	DD	24	30111N	6857N
OM 541.925		To 09/2003, Iskra DD, 24V / 11T, 6.2kW	BO	DD	24	30111N	6857N
OM 541.925	2002-96	Bosch DD, 24V / 11T, 6.2kW	BO	DD	24	30111N	6857N
OM 541.925		Iskra DD, 24V / 11T, 6.2kW	BO	DD	24	30111N	6857N
OM 541.926	2006-96	Bosch DD, 24V / 11T, 6.2kW	BO	DD	24	30110N	

STARTERS

STARTERS

ENGINE	YEAR	APPLICATION	Mfg	Type	Volt	PART NO.	OPT. NO.
Mercedes-Benz (Cont'd)							
Actros (Cont'd)							
OM 541.926	2006-96	DR 39MT, 24V / 12T	DR	PLGR	24	30111N-DR	6857N
OM 541.926		Iskra DD, 24V / 11T, 6.2kW	BO	DD	24	30110N	
OM 541.926		Iskra, 24V / 12T, 6.5kW	BO	DD	24	30110N	
OM 541.926	2003	To 09/2003, Bosch DD, 24V / 11T, 6.2kW	BO	DD	24	30111N	6857N
OM 541.926		To 09/2003, Iskra DD, 24V / 11T, 6.2kW	BO	DD	24	30111N	6857N
OM 541.926	2002-96	Bosch DD, 24V / 11T, 6.2kW	BO	DD	24	30111N	6857N
OM 541.926		Iskra DD, 24V / 11T, 6.2kW	BO	DD	24	30111N	6857N
OM 541.927	2006-97	Bosch DD, 24V / 11T, 6.2kW	BO	DD	24	30110N	
OM 541.927		DR 39MT, 24V / 12T	DR	PLGR	24	30111N-DR	6857N
OM 541.927		Iskra DD, 24V / 11T, 6.2kW	BO	DD	24	30110N	
OM 541.927		Iskra, 24V / 12T, 6.5kW	BO	DD	24	30110N	
OM 541.927	2003	To 09/2003, Bosch DD, 24V / 11T, 6.2kW	BO	DD	24	30111N	6857N
OM 541.927		To 09/2003, Iskra DD, 24V / 11T, 6.2kW	BO	DD	24	30111N	6857N
OM 541.927	2002-97	Bosch DD, 24V / 11T, 6.2kW	BO	DD	24	30111N	6857N
OM 541.927		Iskra DD, 24V / 11T, 6.2kW	BO	DD	24	30111N	6857N
OM 541.940	2010-03	Bosch DD, 24V / 11T, 6.2kW	BO	DD	24	30111N	6857N
OM 541.940,941		Bosch DD, 24V / 11T, 6.2kW	BO	DD	24	30110N	
OM 541.940,941		DR 39MT, 24V / 12T	DR	PLGR	24	30111N-DR	6857N
OM 541.940,941		Iskra DD, 24V / 11T, 6.2kW	BO	DD	24	30110N	
OM 541.940,941		Iskra DD, 24V / 11T, 6.2kW	BO	DD	24	30111N	6857N
OM 541.940,941		Iskra, 24V / 12T, 6.5kW	BO	DD	24	30110N	
OM 541.941		Bosch DD, 24V / 11T, 6.2kW	BO	DD	24	30111N	6857N
OM 541.942		Bosch DD, 24V / 11T, 6.2kW	BO	DD	24	30110N	
OM 541.942		Bosch DD, 24V / 11T, 6.2kW	BO	DD	24	30111N	6857N
OM 541.942		DR 39MT, 24V / 12T	DR	PLGR	24	30111N-DR	6857N
OM 541.942		Iskra DD, 24V / 11T, 6.2kW	BO	DD	24	30110N	
OM 541.942		Iskra DD, 24V / 11T, 6.2kW	BO	DD	24	30111N	6857N
OM 541.942		Iskra, 24V / 12T, 6.5kW	BO	DD	24	30110N	
OM 541.944		Bosch DD, 24V / 11T, 6.2kW	BO	DD	24	30110N	
OM 541.944		Bosch DD, 24V / 11T, 6.2kW	BO	DD	24	30111N	6857N
OM 541.944		DR 39MT, 24V / 12T	DR	PLGR	24	30111N-DR	6857N
OM 541.944		Iskra DD, 24V / 11T, 6.2kW	BO	DD	24	30110N	
OM 541.944		Iskra DD, 24V / 11T, 6.2kW	BO	DD	24	30111N	6857N
OM 541.944		Iskra, 24V / 12T, 6.5kW	BO	DD	24	30110N	
OM 541.946		Bosch DD, 24V / 11T, 6.2kW	BO	DD	24	30111N	6857N
OM 541.946		DR 39MT, 24V / 12T	DR	PLGR	24	30111N-DR	6857N
OM 541.946		Iskra DD, 24V / 11T, 6.2kW	BO	DD	24	30111N	6857N
OM 541.946	2010-96	Bosch DD, 24V / 11T, 6.2kW	BO	DD	24	30110N	
OM 541.946		Iskra DD, 24V / 11T, 6.2kW	BO	DD	24	30110N	
OM 541.946		Iskra, 24V / 12T, 6.5kW	BO	DD	24	30110N	
OM 541.948	2010-03	Bosch DD, 24V / 11T, 6.2kW	BO	DD	24	30111N	6857N
OM 541.948		DR 39MT, 24V / 12T	DR	PLGR	24	30111N-DR	6857N
OM 541.948		Iskra DD, 24V / 11T, 6.2kW	BO	DD	24	30111N	6857N
OM 541.970	2010-05	Bosch DD, 24V / 11T, 6.2kW	BO	DD	24	30111N	6857N
OM 541.970		DR 39MT, 24V / 12T	DR	PLGR	24	30111N-DR	6857N
OM 541.970		Iskra DD, 24V / 11T, 6.2kW	BO	DD	24	30111N	6857N
OM 541.972		Bosch DD, 24V / 11T, 6.2kW	BO	DD	24	30111N	6857N
OM 541.972		DR 39MT, 24V / 12T	DR	PLGR	24	30111N-DR	6857N
OM 541.972		Iskra DD, 24V / 11T, 6.2kW	BO	DD	24	30111N	6857N
OM 541.974		Bosch DD, 24V / 11T, 6.2kW	BO	DD	24	30111N	6857N
OM 541.974		DR 39MT, 24V / 12T	DR	PLGR	24	30111N-DR	6857N
OM 541.974		Iskra DD, 24V / 11T, 6.2kW	BO	DD	24	30111N	6857N
OM 541.976		Bosch DD, 24V / 11T, 6.2kW	BO	DD	24	30111N	6857N
OM 541.976		DR 39MT, 24V / 12T	DR	PLGR	24	30111N-DR	6857N
OM 541.976		Iskra DD, 24V / 11T, 6.2kW	BO	DD	24	30111N	6857N
OM 541.978		Bosch DD, 24V / 11T, 6.2kW	BO	DD	24	30111N	6857N
OM 541.978		DR 39MT, 24V / 12T	DR	PLGR	24	30111N-DR	6857N
OM 541.978		Iskra DD, 24V / 11T, 6.2kW	BO	DD	24	30111N	6857N
OM 541.980		Bosch DD, 24V / 11T, 6.2kW	BO	DD	24	30111N	6857N
OM 541.980		DR 39MT, 24V / 12T	DR	PLGR	24	30111N-DR	6857N
OM 541.980		Iskra DD, 24V / 11T, 6.2kW	BO	DD	24	30111N	6857N
OM 542.920	2003	To 09/2003, Bosch DD, 24V / 11T, 6.2kW	BO	DD	24	30111N	6857N
OM 542.920		To 09/2003, Iskra DD, 24V / 11T, 6.2kW	BO	DD	24	30111N	6857N
OM 542.920	2003-96	Bosch DD, 24V / 11T, 6.2kW	BO	DD	24	30110N	
OM 542.920		DR 39MT, 24V / 12T	DR	PLGR	24	30111N-DR	6857N
OM 542.920		Iskra DD, 24V / 11T, 6.2kW	BO	DD	24	30110N	

STARTERS

ENGINE	YEAR	APPLICATION	Mfg	Type	Volt	PART NO.	OPT. NO.
Mercedes-Benz (Cont'd)							
Actros (Cont'd)							
OM 542.920	2003-96	Iskra, 24V / 12T, 6.5kW	BO	DD	24	30110N	
OM 542.920	2002-96	Bosch DD, 24V / 11T, 6.2kW	BO	DD	24	30111N	6857N
OM 542.920		Iskra DD, 24V / 11T, 6.2kW	BO	DD	24	30111N	6857N
OM 542.921	2003	To 09/2003, Bosch DD, 24V / 11T, 6.2kW	BO	DD	24	30111N	6857N
OM 542.921		To 09/2003, Iskra DD, 24V / 11T, 6.2kW	BO	DD	24	30111N	6857N
OM 542.921	2003-96	Bosch DD, 24V / 11T, 6.2kW	BO	DD	24	30110N	
OM 542.921		DR 39MT, 24V / 12T	DR	PLGR	24	30111N-DR	6857N
OM 542.921		Iskra DD, 24V / 11T, 6.2kW	BO	DD	24	30110N	
OM 542.921		Iskra, 24V / 12T, 6.5kW	BO	DD	24	30110N	
OM 542.921	2002-96	Bosch DD, 24V / 11T, 6.2kW	BO	DD	24	30111N	6857N
OM 542.921		Iskra DD, 24V / 11T, 6.2kW	BO	DD	24	30111N	6857N
OM 542.922	2003	To 09/2003, Bosch DD, 24V / 11T, 6.2kW	BO	DD	24	30111N	6857N
OM 542.922		To 09/2003, Iskra DD, 24V / 11T, 6.2kW	BO	DD	24	30111N	6857N
OM 542.922	2003-97	Bosch DD, 24V / 11T, 6.2kW	BO	DD	24	30110N	
OM 542.922		DR 39MT, 24V / 12T	DR	PLGR	24	30111N-DR	6857N
OM 542.922		Iskra DD, 24V / 11T, 6.2kW	BO	DD	24	30110N	
OM 542.922		Iskra, 24V / 12T, 6.5kW	BO	DD	24	30110N	
OM 542.922	2002-97	Bosch DD, 24V / 11T, 6.2kW	BO	DD	24	30111N	6857N
OM 542.922		Iskra DD, 24V / 11T, 6.2kW	BO	DD	24	30111N	6857N
OM 542.925	2010-96	Bosch DD, 24V / 11T, 6.2kW	BO	DD	24	30110N	
OM 542.925		Iskra DD, 24V / 11T, 6.2kW	BO	DD	24	30110N	
OM 542.925		Iskra, 24V / 12T, 6.5kW	BO	DD	24	30110N	
OM 542.925	2003-96	Bosch DD, 24V / 11T, 6.2kW	BO	DD	24	30111N	6857N
OM 542.925		DR 39MT, 24V / 12T	DR	PLGR	24	30111N-DR	6857N
OM 542.925		Iskra DD, 24V / 11T, 6.2kW	BO	DD	24	30111N	6857N
OM 542.940	2010-03	Bosch DD, 24V / 11T, 6.2kW	BO	DD	24	30110N	
OM 542.940		Bosch DD, 24V / 11T, 6.2kW	BO	DD	24	30111N	6857N
OM 542.940		DR 39MT, 24V / 12T	DR	PLGR	24	30111N-DR	6857N
OM 542.940		Iskra DD, 24V / 11T, 6.2kW	BO	DD	24	30110N	
OM 542.940		Iskra DD, 24V / 11T, 6.2kW	BO	DD	24	30111N	6857N
OM 542.940		Iskra, 24V / 12T, 6.5kW	BO	DD	24	30110N	
OM 542.941		Bosch DD, 24V / 11T, 6.2kW	BO	DD	24	30110N	
OM 542.941		Bosch DD, 24V / 11T, 6.2kW	BO	DD	24	30111N	6857N
OM 542.941		DR 39MT, 24V / 12T	DR	PLGR	24	30111N-DR	6857N
OM 542.941		Iskra DD, 24V / 11T, 6.2kW	BO	DD	24	30110N	
OM 542.941		Iskra DD, 24V / 11T, 6.2kW	BO	DD	24	30111N	6857N
OM 542.941		Iskra, 24V / 12T, 6.5kW	BO	DD	24	30110N	
OM 542.942		Bosch DD, 24V / 11T, 6.2kW	BO	DD	24	30110N	
OM 542.942		Bosch DD, 24V / 11T, 6.2kW	BO	DD	24	30111N	6857N
OM 542.942		DR 39MT, 24V / 12T	DR	PLGR	24	30111N-DR	6857N
OM 542.942		Iskra DD, 24V / 11T, 6.2kW	BO	DD	24	30110N	
OM 542.942		Iskra DD, 24V / 11T, 6.2kW	BO	DD	24	30111N	6857N
OM 542.942		Iskra, 24V / 12T, 6.5kW	BO	DD	24	30110N	
OM 542.944		Bosch DD, 24V / 11T, 6.2kW	BO	DD	24	30110N	
OM 542.944		Bosch DD, 24V / 11T, 6.2kW	BO	DD	24	30111N	6857N
OM 542.944		DR 39MT, 24V / 12T	DR	PLGR	24	30111N-DR	6857N
OM 542.944		Iskra DD, 24V / 11T, 6.2kW	BO	DD	24	30110N	
OM 542.944		Iskra DD, 24V / 11T, 6.2kW	BO	DD	24	30111N	6857N
OM 542.944		Iskra, 24V / 12T, 6.5kW	BO	DD	24	30110N	
OM 542.925	2003-97	Bosch DD, 24V / 11T, 6.2kW	BO	DD	24	30110N	
OM 542.925		Iskra DD, 24V / 11T, 6.2kW	BO	DD	24	30110N	
OM 542.925		Iskra, 24V / 12T, 6.5kW	BO	DD	24	30110N	
L 1013							
OM352, 5.7L, Mercedes Diesel.	1979-74	Bosch System, 3.0kW	BO	DD	12	17106N	
L 1111							
OM352, 5.7L, Mercedes Diesel.	1979-74	Bosch System, 3.0kW	BO	DD	12	17106N	
L 1113							
OM352	1985-84	Bosch System	BO	DD	12	17106N	
OM352	1983-79	Bosch System	BO	DD	12	17106N	
OM352, 5.7L Mercedes Diesel.	1990-86	Bosch System	BO	DD	12	17309N	

STARTERS

STARTERS

ENGINE	YEAR	APPLICATION	Mfg	Type	Volt	PART NO.	OPT. NO.
Mercedes-Benz (Cont'd)							
L 1113 (Cont'd)							
OM353, 5.7L, Mercedes Diesel.	2001-74	Bosch System, 3.0kW	BO	DD	12	17106N	
L 1113B							
OM352, 5.7L, Mercedes Diesel.	2001-74	Bosch System, 3.0kW	BO	DD	12	17106N	
OM353, 5.7L, Mercedes Diesel.		Bosch System, 3.0kW	BO	DD	12	17106N	
L 1114							
OM352, 5.7L, Mercedes Diesel.	2006-87	Bosch System, 3.0kW	BO	DD	12	17106N	
OM364, 4.0L, Mercedes Diesel.	2006-94	Bosch System, 3.0kW	BO	DD	12	17106N	
OM366, 6.0L, Mercedes Diesel.		Bosch System, 3.0kW	BO	DD	12	17106N	
L 1116							
OM352, 5.7L Mercedes Diesel.	1990-86	Bosch System	BO	DD	12	17309N	
L 1117							
OM352, 5.7L Mercedes Diesel.	1990-86	Bosch System	BO	DD	12	17309N	
OM366, 6.0L Mercedes Diesel.	1993-86	Bosch System	BO	DD	12	17309N	
L 1118							
OM352, 5.7L, Mercedes Diesel.	2006-96	Bosch System, 3.0kW	BO	DD	12	17106N	
L 1218							
OM366, 6.0L, Mercedes Diesel.	2006-96	Bosch System, 3.0kW	BO	DD	12	17106N	
OM904, 4.3L Diesel.	2006-01	Bosch PLGR, 24V/ 9T, w/Bottom Mtd. IMS	BO	PLGR	24	18364N	6605N
OM904, 4.3L Diesel.		Bosch PLGR, 24V/9T, w/Top Mtd. IMS	BO	PLGR	24	19637N	
OM904, 4.3L Diesel.		DR 28MT OSGR, Serv. Rpl., 24V / 9T	NK	OSGR	24	6605N	18364N
OM904, 4.3L Diesel.		Iskra PLGR, 24V / 9T	BO	PLGR	24	18364N	6605N
L 1313							
OM352, 5.7L, Mercedes Diesel.	2001-74	Bosch System, 3.0kW	BO	DD	12	17106N	
OM353, 5.7L, Mercedes Diesel.		Bosch System, 3.0kW	BO	DD	12	17106N	
L 1313A							
OM352, 5.7L, Mercedes Diesel.	2001-74	Bosch System, 3.0kW	BO	DD	12	17106N	
L 1314							
OM352, 5.7L, Mercedes Diesel.	2006-87	Bosch System, 3.0kW	BO	DD	12	17106N	
L 1316							
OM352, 5.7L Mercedes Diesel.	1993-86	Bosch System	BO	DD	12	17309N	
OM352, 5.7L, Mercedes Diesel.	1983-74	Bosch System, 3.0kW	BO	DD	12	17106N	
L 1316A							
OM352, 5.7L, Mercedes Diesel.	2006-74	Bosch System, 3.0kW	BO	DD	12	17106N	
L 1317							
OM352, 5.7L Mercedes Diesel.	1993-86	Bosch System	BO	DD	12	17309N	
L 1318							
OM352	1993	Bosch System	BO	DD	12	17106N	
OM352, 5.7L, Mercedes Diesel.	2006-93	Bosch System, 3.0kW	BO	DD	12	17106N	

STARTERS

ENGINE	YEAR	APPLICATION	Mfg	Type	Volt	PART NO.	OPT. NO.
Mercedes-Benz (Cont'd)							
L 1319							
OM355, 11.6L, Mercedes Diesel.	1987-76	Bosch System, 6.6 kw / 24V	BO	DD	24	16372N	
OM366, 6.0L Mercedes Diesel.	1993-85	Bosch System	BO	DD	12	17309N	
L 1320							
OM355, 11.6L, Mercedes Diesel.	2006-88	Bosch System, 6.6 kw / 24V	BO	DD	24	16372N	
L 1418							
OM355, 11.6L, Mercedes Diesel.	2006-78	Bosch System, 6.6 kw / 24V	BO	DD	24	16372N	
L 1419							
OM355, 11.6L, Mercedes Diesel.	1996-76	Bosch System, 6.6 kw / 24V	BO	DD	24	16372N	
OM366, 6.0L Mercedes Diesel.	1996-85	Bosch System	BO	DD	12	17309N	
L 1513							
OM352, 5.7L, Mercedes Diesel.	1987-74	Bosch System, 3.0kW	BO	DD	12	17106N	
L 1516							
OM352, 5.7L Mercedes Diesel.	1993-87	Bosch System	BO	DD	12	17309N	
OM352, 5.7L, Mercedes Diesel.	1984-82	Bosch System, 3.0kW	BO	DD	12	17106N	
L 1518							
OM352, 5.7L, Mercedes Diesel.	2006-87	Bosch System, 3.0kW	BO	DD	12	17106N	
L 2013							
OM352, 5.7L, Mercedes Diesel.	1987-74	Bosch System, 3.0kW	BO	DD	12	17106N	
L 2213							
OM352, 5.7L, Mercedes Diesel.	1987-74	Bosch System, 3.0kW	BO	DD	12	17106N	
LA 1113							
OM352	1986	Bosch System	BO	DD	12	17106N	
OM352, 5.7L Mercedes Diesel.	1993-87	Bosch System	BO	DD	12	17309N	
LA 1117							
OM352, 5.7L Mercedes Diesel.	1990-86	Bosch System	BO	DD	12	17309N	
LA 1313							
OM352, 5.7L, Mercedes Diesel.	1987-74	Bosch System, 3.0kW	BO	DD	12	17106N	
LA 1513							
OM352, 5.7L, Mercedes Diesel.	1987-74	Bosch System, 3.0kW	BO	DD	12	17106N	
LA 2013							
OM352, 5.7L, Mercedes Diesel.	1987-74	Bosch System, 3.0kW	BO	DD	12	17106N	
LA 2213							
OM352, 5.7L, Mercedes Diesel.	1987-74	Bosch System, 3.0kW	BO	DD	12	17106N	
LB 2218							
OM352, 5.7L, Mercedes Diesel.	1996-87	Bosch System, 3.0kW	BO	DD	12	17106N	
LK 1324L							
OM356, 6.0L Mercedes Diesel.	2001-91	Bosch DD, 24V	BO	DD	24	18371N	

STARTERS

STARTERS

ENGINE	YEAR	APPLICATION	Mfg	Type	Volt	PART NO.	OPT. NO.
Mercedes-Benz (Cont'd)							
LK 1324L (Cont'd)							
OM356, 6.0L Mercedes Diesel.		Bosch PLGR service repl. 24V	BO	PLGR	24	19722N	
OM356, 6.0L Mercedes Diesel.		Opt. Iskra DD, 24V / 9T	BO	DD	24	18371N	
LK 2218							
OM352	1996-87	Bosch System	BO	DD	12	17106N	
LP 1219							
OM366, 6.0L Mercedes Diesel.	1993-85	Bosch System	BO	DD	12	17309N	
LP 1419							
OM366, 6.0L Mercedes Diesel.	1998-85	Bosch System	BO	DD	12	17309N	
LPS 1525							
OM429,5cyl., 10.L, MB Diesel.	1996-87	Bosch System, 5.4 kw / 24V	BO	DD	24	18113N	18375N
LPS 1650							
OM429,5cyl., 10.L, MB Diesel.	1998-85	Bosch System, 5.4 kw / 24V	BO	DD	24	18113N	18375N
LS 1518							
OM352, 5.7L, Mercedes Diesel.	1996-87	Bosch System, 3.0kW	BO	DD	12	17106N	
Travego							
OM 942.900 LA	2006-01	Bosch DD, 24V / 11T, 6.2kW	BO	DD	24	30110N	
OM 942.900 LA		Bosch DD, 24V / 11T, 6.2kW	BO	DD	24	30111N	6857N
OM 942.900 LA		DR 39MT, 24V / 12T	DR	PLGR	24	30111N-DR	6857N
OM 942.900 LA		Iskra DD, 24V / 11T, 6.2kW	BO	DD	24	30110N	
OM 942.900 LA		Iskra DD, 24V / 11T, 6.2kW	BO	DD	24	30111N	6857N
OM 942.900 LA		Iskra, 24V / 12T, 6.5kW	BO	DD	24	30110N	
OM542, 15.9L	2013-06	Bosch DD, 24V / 11T, 6.2kW	BO	DD	24	30111N	6857N
Unimog U-100							
OM353, 5.7L, Mercedes Diesel.	1976-73	Bosch System, 3.0kW	BO	DD	12	17106N	
Unimog U-1000							
OM353, 5.7L, Mercedes Diesel.	1988-85	Bosch System, 3.0kW	BO	DD	12	17106N	
OM356, 6.0L Mercedes Diesel.	1992-91	Bosch DD, 24V	BO	DD	24	18371N	
OM356, 6.0L Mercedes Diesel.		Bosch PLGR service repl. 24V	BO	PLGR	24	19722N	
OM356, 6.0L Mercedes Diesel.		Opt. Iskra DD, 24V / 9T	BO	DD	24	18371N	
OM366, 6.0L Mercedes Diesel.		Bosch DD, 24V	BO	DD	24	18371N	
OM366, 6.0L Mercedes Diesel.		Bosch PLGR service repl. 24V	BO	PLGR	24	19722N	
OM366, 6.0L Mercedes Diesel.		Opt. Iskra DD, 24V / 9T	BO	DD	24	18371N	
OM366, 6.0L, Mercedes Diesel.	1991-88	Bosch System, 3.0kW	BO	DD	12	17106N	
Unimog U-110							
OM353, 5.7L, Mercedes Diesel.	1976-73	Bosch System, 3.0kW	BO	DD	12	17106N	
OM364, 4.0L, Mercedes Diesel.	2006-92	Bosch System, 3.0kW	BO	DD	12	17106N	
Unimog U-1100T							
OM353, 5.7L, Mercedes Diesel.	2001-88	Bosch DD, 24V / 9T, 4.0kW	BO	DD	24	18250N	
Unimog U-110L							
OM364, 4.0L, Mercedes Diesel.	2006-92	Bosch System, 3.0kW	BO	DD	12	17106N	

STARTERS

ENGINE	YEAR	APPLICATION	Mfg	Type	Volt	PART NO.	OPT. NO.
Mercedes-Benz (Cont'd)							
Unimog U-1150							
OM353, 5.7L, Mercedes Diesel.	2001-88	Bosch DD, 24V / 9T, 4.0kW	BO	DD	24	18250N	
Unimog U-120							
OM353, 5.7L, Mercedes Diesel.	1976	Bosch System, 3.0kW	BO	DD	12	17106N	
Unimog U-1200							
OM353, 5.7L, Mercedes Diesel.	1988-82	Bosch System, 3.0kW	BO	DD	12	17106N	
OM356, 6.0L Mercedes Diesel.	2006-91	Bosch DD, 24V	BO	DD	24	18371N	
OM356, 6.0L Mercedes Diesel.		Bosch PLGR service repl. 24V	BO	PLGR	24	19722N	
OM356, 6.0L Mercedes Diesel.		Opt. Iskra DD, 24V / 9T	BO	DD	24	18371N	
OM366, 6.0L Mercedes Diesel.	2001-91	Bosch DD, 24V	BO	DD	24	18371N	
OM366, 6.0L Mercedes Diesel.		Bosch PLGR service repl. 24V	BO	PLGR	24	19722N	
OM366, 6.0L Mercedes Diesel.		Opt. Iskra DD, 24V / 9T	BO	DD	24	18371N	
OM366, 6.0L, Mercedes Diesel.	1991-88	Bosch System, 3.0kW	BO	DD	12	17106N	
Unimog U-1200T							
OM353, 5.7L, Mercedes Diesel.	1988-82	Bosch System, 3.0kW	BO	DD	12	17106N	
OM356, 6.0L Mercedes Diesel.	2001-92	Bosch DD, 24V	BO	DD	24	18371N	
OM356, 6.0L Mercedes Diesel.		Bosch PLGR service repl. 24V	BO	PLGR	24	19722N	
OM356, 6.0L Mercedes Diesel.		Opt. Iskra DD, 24V / 9T	BO	DD	24	18371N	
OM366, 6.0L Mercedes Diesel.	2001-91	Bosch DD, 24V	BO	DD	24	18371N	
OM366, 6.0L Mercedes Diesel.		Bosch PLGR service repl. 24V	BO	PLGR	24	19722N	
OM366, 6.0L Mercedes Diesel.		Opt. Iskra DD, 24V / 9T	BO	DD	24	18371N	
OM366, 6.0L, Mercedes Diesel.	1991-88	Bosch System, 3.0kW	BO	DD	12	17106N	
Unimog U-125							
OM353, 5.7L, Mercedes Diesel.	1976-73	Bosch System, 3.0kW	BO	DD	12	17106N	
Unimog U-1250							
OM353, 5.7L, Mercedes Diesel.	1988-84	Bosch System, 3.0kW	BO	DD	12	17106N	
OM356, 6.0L Mercedes Diesel.	2006-91	Bosch DD, 24V	BO	DD	24	18371N	
OM356, 6.0L Mercedes Diesel.		Bosch PLGR service repl. 24V	BO	PLGR	24	19722N	
OM356, 6.0L Mercedes Diesel.		Opt. Iskra DD, 24V / 9T	BO	DD	24	18371N	
OM366, 6.0L Mercedes Diesel.	2001-91	Bosch DD, 24V	BO	DD	24	18371N	
OM366, 6.0L Mercedes Diesel.		Bosch PLGR service repl. 24V	BO	PLGR	24	19722N	
OM366, 6.0L Mercedes Diesel.		Opt. Iskra DD, 24V / 9T	BO	DD	24	18371N	
OM366, 6.0L, Mercedes Diesel.	1991-88	Bosch System, 3.0kW	BO	DD	12	17106N	
Unimog U-1250L							
OM356, 6.0L Mercedes Diesel.	2006-91	Bosch DD, 24V	BO	DD	24	18371N	

STARTERS

STARTERS

ENGINE	YEAR	APPLICATION	Mfg	Type	Volt	PART NO.	OPT. NO.
Mercedes-Benz (Cont'd)							
Unimog U-1250L (Cont'd)							
OM356, 6.0L Mercedes Diesel.		Bosch PLGR service repl. 24V	BO	PLGR	24	19722N	
OM356, 6.0L Mercedes Diesel.		Opt. Iskra DD, 24V / 9T	BO	DD	24	18371N	
OM366, 6.0L Mercedes Diesel.	2001-91	Bosch DD, 24V	BO	DD	24	18371N	
OM366, 6.0L Mercedes Diesel.		Bosch PLGR service repl. 24V	BO	PLGR	24	19722N	
OM366, 6.0L Mercedes Diesel.		Opt. Iskra DD, 24V / 9T	BO	DD	24	18371N	
OM366, 6.0L, Mercedes Diesel.	1991-88	Bosch System, 3.0kW	BO	DD	12	17106N	
Unimog U-130							
OM354, 4.0L, Mercedes Diesel.	2006-95	Bosch System, 3.0kW	BO	DD	12	17106N	
OM364, 4.0L, Mercedes Diesel.	2006-92	Bosch System, 3.0kW	BO	DD	12	17106N	
Unimog U-1300							
OM353, 5.7L, Mercedes Diesel.	1987-81	Bosch System, 3.0kW	BO	DD	12	17106N	
Unimog U-1300L							
OM353, 5.7L, Mercedes Diesel.	1988-81	Bosch System, 3.0kW	BO	DD	12	17106N	
OM356, 6.0L Mercedes Diesel.	2006-92	Bosch DD, 24V	BO	DD	24	18371N	
OM356, 6.0L Mercedes Diesel.		Bosch PLGR service repl. 24V	BO	PLGR	24	19722N	
OM356, 6.0L Mercedes Diesel.		Opt. Iskra DD, 24V / 9T	BO	DD	24	18371N	
OM366, 6.0L Mercedes Diesel.	2001-91	Bosch DD, 24V	BO	DD	24	18371N	
OM366, 6.0L Mercedes Diesel.		Bosch PLGR service repl. 24V	BO	PLGR	24	19722N	
OM366, 6.0L Mercedes Diesel.		Opt. Iskra DD, 24V / 9T	BO	DD	24	18371N	
OM366, 6.0L, Mercedes Diesel.	2001-88	Bosch System, 3.0kW	BO	DD	12	17106N	
Unimog U-130T							
OM354, 4.0L, Mercedes Diesel.	2006-95	Bosch System, 3.0kW	BO	DD	12	17106N	
OM364, 4.0L, Mercedes Diesel.	2006-92	Bosch System, 3.0kW	BO	DD	12	17106N	
Unimog U-1350L							
OM356, 6.0L Mercedes Diesel.	2006-91	Bosch DD, 24V	BO	DD	24	18371N	
OM356, 6.0L Mercedes Diesel.		Bosch PLGR service repl. 24V	BO	PLGR	24	19722N	
OM356, 6.0L Mercedes Diesel.		Opt. Iskra DD, 24V / 9T	BO	DD	24	18371N	
OM366, 6.0L Mercedes Diesel.	2001-91	Bosch DD, 24V	BO	DD	24	18371N	
OM366, 6.0L Mercedes Diesel.		Bosch PLGR service repl. 24V	BO	PLGR	24	19722N	
OM366, 6.0L Mercedes Diesel.		Opt. Iskra DD, 24V / 9T	BO	DD	24	18371N	
OM366, 6.0L, Mercedes Diesel.	1991-88	Bosch System, 3.0kW	BO	DD	12	17106N	
Unimog U-140							
OM354, 4.0L, Mercedes Diesel.	2006-95	Bosch System, 3.0kW	BO	DD	12	17106N	
OM364, 4.0L, Mercedes Diesel.	2006-92	Bosch System, 3.0kW	BO	DD	12	17106N	

STARTERS

ENGINE	YEAR	APPLICATION	Mfg	Type	Volt	PART NO.	OPT. NO.
Mercedes-Benz (Cont'd)							
Unimog U-140 (Cont'd)							
OM366, 6.0L, Mercedes Diesel.	1991-88	Bosch System, 3.0kW	BO	DD	12	17106N	
Unimog U-1400							
OM356, 6.0L Mercedes Diesel.	2000-91	Bosch DD, 24V	BO	DD	24	18371N	
OM356, 6.0L Mercedes Diesel.		Bosch PLGR service repl. 24V	BO	PLGR	24	19722N	
OM356, 6.0L Mercedes Diesel.		Opt. Iskra DD, 24V / 9T	BO	DD	24	18371N	
OM366, 6.0L Mercedes Diesel.		Bosch DD, 24V	BO	DD	24	18371N	
OM366, 6.0L Mercedes Diesel.		Bosch PLGR service repl. 24V	BO	PLGR	24	19722N	
OM366, 6.0L Mercedes Diesel.		Opt. Iskra DD, 24V / 9T	BO	DD	24	18371N	
OM366, 6.0L, Mercedes Diesel.	1991-88	Bosch System, 3.0kW	BO	DD	12	17106N	
Unimog U-1400T							
OM356, 6.0L Mercedes Diesel.	2000-91	Bosch DD, 24V	BO	DD	24	18371N	
OM356, 6.0L Mercedes Diesel.		Bosch PLGR service repl. 24V	BO	PLGR	24	19722N	
OM356, 6.0L Mercedes Diesel.		Opt. Iskra DD, 24V / 9T	BO	DD	24	18371N	
OM366, 6.0L Mercedes Diesel.		Bosch DD, 24V	BO	DD	24	18371N	
OM366, 6.0L Mercedes Diesel.		Bosch PLGR service repl. 24V	BO	PLGR	24	19722N	
OM366, 6.0L Mercedes Diesel.		Opt. Iskra DD, 24V / 9T	BO	DD	24	18371N	
OM366, 6.0L, Mercedes Diesel.	1991-88	Bosch System, 3.0kW	BO	DD	12	17106N	
Unimog U-140L							
OM364, 4.0L, Mercedes Diesel.	2006-92	Bosch System, 3.0kW	BO	DD	12	17106N	
Unimog U-1450							
OM356, 6.0L Mercedes Diesel.	2000-88	Bosch DD, 24V	BO	DD	24	18371N	
OM356, 6.0L Mercedes Diesel.		Bosch PLGR service repl. 24V	BO	PLGR	24	19722N	
OM356, 6.0L Mercedes Diesel.		Opt. Iskra DD, 24V / 9T	BO	DD	24	18371N	
OM366, 6.0L Mercedes Diesel.	2000-91	Bosch DD, 24V	BO	DD	24	18371N	
OM366, 6.0L Mercedes Diesel.		Bosch PLGR service repl. 24V	BO	PLGR	24	19722N	
OM366, 6.0L Mercedes Diesel.		Opt. Iskra DD, 24V / 9T	BO	DD	24	18371N	
OM366, 6.0L, Mercedes Diesel.	1991-88	Bosch System, 3.0kW	BO	DD	12	17106N	
Unimog U-1450L							
OM356, 6.0L Mercedes Diesel.	2006-94	Bosch DD, 24V	BO	DD	24	18371N	
OM356, 6.0L Mercedes Diesel.		Bosch PLGR service repl. 24V	BO	PLGR	24	19722N	
OM356, 6.0L Mercedes Diesel.		Opt. Iskra DD, 24V / 9T	BO	DD	24	18371N	
OM366, 6.0L Mercedes Diesel.		Bosch DD, 24V	BO	DD	24	18371N	
OM366, 6.0L Mercedes Diesel.		Bosch PLGR service repl. 24V	BO	PLGR	24	19722N	
OM366, 6.0L Mercedes Diesel.		Opt. Iskra DD, 24V / 9T	BO	DD	24	18371N	

STARTERS

ENGINE	YEAR	APPLICATION	Mfg	Type	Volt	PART NO.	OPT. NO.
Mercedes-Benz (Cont'd)							
Unimog U-1500							
OM353, 5.7L, Mercedes Diesel.	1988-81	Bosch System, 3.0kW	BO	DD	12	17106N	
Unimog U-1500T							
OM353, 5.7L, Mercedes Diesel.	1988-81	Bosch System, 3.0kW	BO	DD	12	17106N	
Unimog U-1550							
OM353, 5.7L, Mercedes Diesel.	1988-81	Bosch System, 3.0kW	BO	DD	12	17106N	
OM357, 6.0L, Mercedes Diesel.	2000-92	Bosch DD, 24V / 9T, 4.0kW	BO	DD	24	18250N	
Unimog U-1550L							
OM356, 6.0L Mercedes Diesel.	2006-88	Bosch DD, 24V	BO	DD	24	18371N	
OM356, 6.0L Mercedes Diesel.		Bosch PLGR service repl. 24V	BO	PLGR	24	19722N	
OM356, 6.0L Mercedes Diesel.		Opt. Iskra DD, 24V / 9T	BO	DD	24	18371N	
OM356, 6.0L, Mercedes Diesel.	2006-90	Bosch System, 3.0kW	BO	DD	12	17106N	
OM366, 6.0L Mercedes Diesel.	2001-88	Bosch DD, 24V	BO	DD	24	18371N	
OM366, 6.0L Mercedes Diesel.		Bosch PLGR service repl. 24V	BO	PLGR	24	19722N	
OM366, 6.0L Mercedes Diesel.		Opt. Iskra DD, 24V / 9T	BO	DD	24	18371N	
OM366, 6.0L, Mercedes Diesel.		Bosch System, 3.0kW	BO	DD	12	17106N	
Unimog U-1600							
OM356, 6.0L Mercedes Diesel.	2006-90	Bosch DD, 24V	BO	DD	24	18371N	
OM356, 6.0L Mercedes Diesel.		Bosch PLGR service repl. 24V	BO	PLGR	24	19722N	
OM356, 6.0L Mercedes Diesel.		Opt. Iskra DD, 24V / 9T	BO	DD	24	18371N	
OM357 LA, 6.0L, Mercedes Diesel.	2002-92	Bosch DD, 24V / 9T, 4.0kW	BO	DD	24	18250N	
OM366, 6.0L Mercedes Diesel.	2001-88	Bosch DD, 24V	BO	DD	24	18371N	
OM366, 6.0L Mercedes Diesel.		Bosch PLGR service repl. 24V	BO	PLGR	24	19722N	
OM366, 6.0L Mercedes Diesel.		Opt. Iskra DD, 24V / 9T	BO	DD	24	18371N	
OM366, 6.0L, Mercedes Diesel.		Bosch System, 3.0kW	BO	DD	12	17106N	
Unimog U-1650							
OM356, 6.0L Mercedes Diesel.	2001-91	Bosch DD, 24V	BO	DD	24	18371N	
OM356, 6.0L Mercedes Diesel.		Bosch PLGR service repl. 24V	BO	PLGR	24	19722N	
OM356, 6.0L Mercedes Diesel.		Opt. Iskra DD, 24V / 9T	BO	DD	24	18371N	
OM356, 6.0L, Mercedes Diesel.	2001-88	Bosch System, 3.0kW	BO	DD	12	17106N	
OM357 LA, 6.0L, Mercedes Diesel.		Bosch DD, 24V / 9T, 4.0kW	BO	DD	24	18250N	
OM366, 6.0L Mercedes Diesel.	2001-91	Bosch DD, 24V	BO	DD	24	18371N	
OM366, 6.0L Mercedes Diesel.		Bosch PLGR service repl. 24V	BO	PLGR	24	19722N	
OM366, 6.0L Mercedes Diesel.		Opt. Iskra DD, 24V / 9T	BO	DD	24	18371N	

STARTERS

ENGINE	YEAR	APPLICATION	Mfg	Type	Volt	PART NO.	OPT. NO.
Mercedes-Benz (Cont'd)							
Unimog U-1650L							
OM356, 6.0L Mercedes Diesel.	2000-92	Bosch DD, 24V	BO	DD	24	18371N	
OM356, 6.0L Mercedes Diesel.		Bosch PLGR service repl. 24V	BO	PLGR	24	19722N	
OM356, 6.0L Mercedes Diesel.		Opt. Iskra DD, 24V / 9T	BO	DD	24	18371N	
OM366, 6.0L Mercedes Diesel.	2001-91	Bosch DD, 24V	BO	DD	24	18371N	
OM366, 6.0L Mercedes Diesel.		Bosch PLGR service repl. 24V	BO	PLGR	24	19722N	
OM366, 6.0L Mercedes Diesel.		Opt. Iskra DD, 24V / 9T	BO	DD	24	18371N	
Unimog U-1700							
OM353, 5.7L Mercedes Diesel.	1988-84	Bosch DD, 24V	BO	DD	24	18371N	
OM353, 5.7L Mercedes Diesel.		Bosch PLGR service repl. 24V	BO	PLGR	24	19722N	
OM353, 5.7L Mercedes Diesel.		Opt. Iskra DD, 24V / 9T	BO	DD	24	18371N	
OM353, 5.7L, Mercedes Diesel.	1990-81	Bosch System, 3.0kW	BO	DD	12	17106N	
OM356, 6.0L Mercedes Diesel.	2006-92	Bosch DD, 24V	BO	DD	24	18371N	
OM356, 6.0L Mercedes Diesel.		Bosch PLGR service repl. 24V	BO	PLGR	24	19722N	
OM356, 6.0L Mercedes Diesel.		Opt. Iskra DD, 24V / 9T	BO	DD	24	18371N	
OM366, 6.0L Mercedes Diesel.	2001-91	Bosch DD, 24V	BO	DD	24	18371N	
OM366, 6.0L Mercedes Diesel.		Bosch PLGR service repl. 24V	BO	PLGR	24	19722N	
OM366, 6.0L Mercedes Diesel.		Opt. Iskra DD, 24V / 9T	BO	DD	24	18371N	
OM366, 6.0L, Mercedes Diesel.	1991-88	Bosch System, 3.0kW	BO	DD	12	17106N	
Unimog U-1700L							
OM353, 5.7L Mercedes Diesel.	1988-84	Bosch DD, 24V	BO	DD	24	18371N	
OM353, 5.7L Mercedes Diesel.		Bosch PLGR service repl. 24V	BO	PLGR	24	19722N	
OM353, 5.7L Mercedes Diesel.		Opt. Iskra DD, 24V / 9T	BO	DD	24	18371N	
OM353, 5.7L, Mercedes Diesel.	1990-81	Bosch System, 3.0kW	BO	DD	12	17106N	
Unimog U-1700T							
OM356, 6.0L Mercedes Diesel.	2006-92	Bosch DD, 24V	BO	DD	24	18371N	
OM356, 6.0L Mercedes Diesel.		Bosch PLGR service repl. 24V	BO	PLGR	24	19722N	
OM356, 6.0L Mercedes Diesel.		Opt. Iskra DD, 24V / 9T	BO	DD	24	18371N	
OM366, 6.0L Mercedes Diesel.	2001-91	Bosch DD, 24V	BO	DD	24	18371N	
OM366, 6.0L Mercedes Diesel.		Bosch PLGR service repl. 24V	BO	PLGR	24	19722N	
OM366, 6.0L Mercedes Diesel.		Opt. Iskra DD, 24V / 9T	BO	DD	24	18371N	
OM366, 6.0L, Mercedes Diesel.	1991-88	Bosch System, 3.0kW	BO	DD	12	17106N	
Unimog U-1750							
OM356, 6.0L Mercedes Diesel.	2006-91	Bosch DD, 24V	BO	DD	24	18371N	
OM356, 6.0L Mercedes Diesel.		Bosch PLGR service repl. 24V	BO	PLGR	24	19722N	

STARTERS

ENGINE	YEAR	APPLICATION	Mfg	Type	Volt	PART NO.	OPT. NO.
Mercedes-Benz (Cont'd)							
Unimog U-1750 (Cont'd)							
OM356, 6.0L Mercedes Diesel.		Opt. Iskra DD, 24V / 9T	BO	DD	24	18371N	
OM356, 6.0L, Mercedes Diesel.		Bosch System, 3.0kW	BO	DD	12	17106N	
OM366, 6.0L Mercedes Diesel.	2001-91	Bosch DD, 24V	BO	DD	24	18371N	
OM366, 6.0L Mercedes Diesel.		Bosch PLGR service repl. 24V	BO	PLGR	24	19722N	
OM366, 6.0L Mercedes Diesel.		Opt. Iskra DD, 24V / 9T	BO	DD	24	18371N	
OM366, 6.0L, Mercedes Diesel.	1991-88	Bosch System, 3.0kW	BO	DD	12	17106N	
Unimog U-1750L							
OM356, 6.0L Mercedes Diesel.	2006-91	Bosch DD, 24V	BO	DD	24	18371N	
OM356, 6.0L Mercedes Diesel.		Bosch PLGR service repl. 24V	BO	PLGR	24	19722N	
OM356, 6.0L Mercedes Diesel.		Opt. Iskra DD, 24V / 9T	BO	DD	24	18371N	
OM356, 6.0L, Mercedes Diesel.		Bosch System, 3.0kW	BO	DD	12	17106N	
OM366, 6.0L Mercedes Diesel.	2001-91	Bosch DD, 24V	BO	DD	24	18371N	
OM366, 6.0L Mercedes Diesel.		Bosch PLGR service repl. 24V	BO	PLGR	24	19722N	
OM366, 6.0L Mercedes Diesel.		Opt. Iskra DD, 24V / 9T	BO	DD	24	18371N	
OM366, 6.0L, Mercedes Diesel.	1991-88	Bosch System, 3.0kW	BO	DD	12	17106N	
Unimog U-1800T							
OM356, 6.0L Mercedes Diesel.	2006-91	Bosch DD, 24V	BO	DD	24	18371N	
OM356, 6.0L Mercedes Diesel.		Bosch PLGR service repl. 24V	BO	PLGR	24	19722N	
OM356, 6.0L Mercedes Diesel.		Opt. Iskra DD, 24V / 9T	BO	DD	24	18371N	
Unimog U-1850							
OM356, 6.0L Mercedes Diesel.	2006-91	Bosch DD, 24V	BO	DD	24	18371N	
OM356, 6.0L Mercedes Diesel.		Bosch PLGR service repl. 24V	BO	PLGR	24	19722N	
OM356, 6.0L Mercedes Diesel.		Opt. Iskra DD, 24V / 9T	BO	DD	24	18371N	
Unimog U-1850L							
OM356, 6.0L Mercedes Diesel.	2006-91	Bosch DD, 24V	BO	DD	24	18371N	
OM356, 6.0L Mercedes Diesel.		Bosch PLGR service repl. 24V	BO	PLGR	24	19722N	
OM356, 6.0L Mercedes Diesel.		Opt. Iskra DD, 24V / 9T	BO	DD	24	18371N	
Unimog U-2100							
OM356, 6.0L Mercedes Diesel.	2006-89	Bosch DD, 24V	BO	DD	24	18371N	
OM356, 6.0L Mercedes Diesel.		Bosch PLGR service repl. 24V	BO	PLGR	24	19722N	
OM356, 6.0L Mercedes Diesel.		Opt. Iskra DD, 24V / 9T	BO	DD	24	18371N	
OM366, 6.0L Mercedes Diesel.	2001-89	Bosch DD, 24V	BO	DD	24	18371N	
OM366, 6.0L Mercedes Diesel.		Bosch PLGR service repl. 24V	BO	PLGR	24	19722N	
OM366, 6.0L Mercedes Diesel.		Opt. Iskra DD, 24V / 9T	BO	DD	24	18371N	

STARTERS

ENGINE	YEAR	APPLICATION	Mfg	Type	Volt	PART NO.	OPT. NO.
Mercedes-Benz (Cont'd)							
Unimog U-2100 (Cont'd)							
OM366, 6.0L, Mercedes Diesel.		Bosch System, 3.0kW	BO	DD	12	17106N	
Unimog U-2100L							
OM356, 6.0L Mercedes Diesel.	2006-91	Bosch DD, 24V	BO	DD	24	18371N	
OM356, 6.0L Mercedes Diesel.		Bosch PLGR service repl. 24V	BO	PLGR	24	19722N	
OM356, 6.0L Mercedes Diesel.		Opt. Iskra DD, 24V / 9T	BO	DD	24	18371N	
OM356, 6.0L, Mercedes Diesel.		Bosch System, 3.0kW	BO	DD	12	17106N	
OM366, 6.0L Mercedes Diesel.	2001-89	Bosch DD, 24V	BO	DD	24	18371N	
OM366, 6.0L Mercedes Diesel.		Bosch PLGR service repl. 24V	BO	PLGR	24	19722N	
OM366, 6.0L Mercedes Diesel.		Opt. Iskra DD, 24V / 9T	BO	DD	24	18371N	
OM366, 6.0L, Mercedes Diesel.		Bosch System, 3.0kW	BO	DD	12	17106N	
Unimog U-2100T							
OM356, 6.0L Mercedes Diesel.	2001-89	Bosch DD, 24V	BO	DD	24	18371N	
OM356, 6.0L Mercedes Diesel.		Bosch PLGR service repl. 24V	BO	PLGR	24	19722N	
OM356, 6.0L Mercedes Diesel.		Opt. Iskra DD, 24V / 9T	BO	DD	24	18371N	
Unimog U-2150							
OM356, 6.0L Mercedes Diesel.	2006-91	Bosch DD, 24V	BO	DD	24	18371N	
OM356, 6.0L Mercedes Diesel.		Bosch PLGR service repl. 24V	BO	PLGR	24	19722N	
OM356, 6.0L Mercedes Diesel.		Opt. Iskra DD, 24V / 9T	BO	DD	24	18371N	
OM356, 6.0L, Mercedes Diesel.		Bosch System, 3.0kW	BO	DD	12	17106N	
OM357, 6.0L, Mercedes Diesel.	2002-91	Bosch DD, 24V / 9T, 4.0kW	BO	DD	24	18250N	
OM366, 6.0L Mercedes Diesel.	2001-89	Bosch DD, 24V	BO	DD	24	18371N	
OM366, 6.0L Mercedes Diesel.		Bosch PLGR service repl. 24V	BO	PLGR	24	19722N	
OM366, 6.0L Mercedes Diesel.		Opt. Iskra DD, 24V / 9T	BO	DD	24	18371N	
OM366, 6.0L, Mercedes Diesel.		Bosch System, 3.0kW	BO	DD	12	17106N	
Unimog U-2150L							
OM356, 6.0L Mercedes Diesel.	2006-91	Bosch DD, 24V	BO	DD	24	18371N	
OM356, 6.0L Mercedes Diesel.		Bosch PLGR service repl. 24V	BO	PLGR	24	19722N	
OM356, 6.0L Mercedes Diesel.		Opt. Iskra DD, 24V / 9T	BO	DD	24	18371N	
OM357, 6.0L, Mercedes Diesel.	2002-91	Bosch DD, 24V / 9T, 4.0kW	BO	DD	24	18250N	
OM366, 6.0L Mercedes Diesel.	2001-89	Bosch DD, 24V	BO	DD	24	18371N	
OM366, 6.0L Mercedes Diesel.		Bosch PLGR service repl. 24V	BO	PLGR	24	19722N	
OM366, 6.0L Mercedes Diesel.		Opt. Iskra DD, 24V / 9T	BO	DD	24	18371N	
OM366, 6.0L, Mercedes Diesel.		Bosch System, 3.0kW	BO	DD	12	17106N	

STARTERS

ENGINE	YEAR	APPLICATION	Mfg	Type	Volt	PART NO.	OPT. NO.
Mercedes-Benz (Cont'd)							
Unimog U-2400							
OM356, 6.0L Mercedes Diesel.	2006-91	Bosch DD, 24V	BO	DD	24	18371N	
OM356, 6.0L Mercedes Diesel.		Bosch PLGR service repl. 24V	BO	PLGR	24	19722N	
OM356, 6.0L Mercedes Diesel.		Opt. Iskra DD, 24V / 9T	BO	DD	24	18371N	
OM356, 6.0L, Mercedes Diesel.	2006-90	Bosch System, 3.0kW	BO	DD	12	17106N	
OM357, 6.0L, Mercedes Diesel.	2002-91	Bosch DD, 24V / 9T, 4.0kW	BO	DD	24	18250N	
Unimog U-2400TG							
OM356, 6.0L Mercedes Diesel.	2006-91	Bosch DD, 24V	BO	DD	24	18371N	
OM356, 6.0L Mercedes Diesel.		Bosch PLGR service repl. 24V	BO	PLGR	24	19722N	
OM356, 6.0L Mercedes Diesel.		Opt. Iskra DD, 24V / 9T	BO	DD	24	18371N	
OM356, 6.0L, Mercedes Diesel.	2006-90	Bosch System, 3.0kW	BO	DD	12	17106N	
OM357 LA, 6.0L, Mercedes Diesel.	2002-93	Bosch DD, 24V / 9T, 4.0kW	BO	DD	24	18250N	
Unimog U-2450							
OM356, 6.0L Mercedes Diesel.	2006-93	Bosch DD, 24V	BO	DD	24	18371N	
OM356, 6.0L Mercedes Diesel.		Bosch PLGR service repl. 24V	BO	PLGR	24	19722N	
OM356, 6.0L Mercedes Diesel.		Opt. Iskra DD, 24V / 9T	BO	DD	24	18371N	
OM356, 6.0L, Mercedes Diesel.		Bosch System, 3.0kW	BO	DD	12	17106N	
OM357, 6.0L, Mercedes Diesel.	2002-93	Bosch DD, 24V / 9T, 4.0kW	BO	DD	24	18250N	
Unimog U-300							
OM904, 4.3L Diesel.	2006-00	Bosch PLGR, 24V/ 9T, w/Bottom Mtd. IMS	BO	PLGR	24	18364N	6605N
OM904, 4.3L Diesel.		Bosch PLGR, 24V/9T, w/Top Mtd. IMS	BO	PLGR	24	19637N	
OM904, 4.3L Diesel.		DR 28MT OSGR, Serv. Rpl., 24V / 9T	NK	OSGR	24	6605N	18364N
OM904, 4.3L Diesel.		Iskra PLGR, 24V / 9T	BO	PLGR	24	18364N	6605N
Unimog U-400							
OM904, 4.3L Diesel.	2006-00	Bosch PLGR, 24V/ 9T, w/Bottom Mtd. IMS	BO	PLGR	24	18364N	6605N
OM904, 4.3L Diesel.		Bosch PLGR, 24V/9T, w/Top Mtd. IMS	BO	PLGR	24	19637N	
OM904, 4.3L Diesel.		DR 28MT OSGR, Serv. Rpl., 24V / 9T	NK	OSGR	24	6605N	18364N
OM904, 4.3L Diesel.		Iskra PLGR, 24V / 9T	BO	PLGR	24	18364N	6605N
OM906LA, 6.4L Diesel.		Bosch PLGR, 24V/ 9T, w/Bottom Mtd. IMS	BO	PLGR	24	18364N	6605N
OM906LA, 6.4L Diesel.		Bosch PLGR, 24V/9T, w/Top Mtd. IMS	BO	PLGR	24	19637N	
OM906LA, 6.4L Diesel.		DR 28MT OSGR, Serv. Rpl., 24V / 9T	NK	OSGR	24	6605N	18364N
OM906LA, 6.4L Diesel.		Iskra PLGR, 24V / 9T	BO	PLGR	24	18364N	6605N
Unimog U-45							
OM615, 2.2L, Mercedes Diesel.	1971-68	Bosch DD, 12V / 9T	BO	DD	12	16445N	
Unimog U-500							
OM906LA, 6.4L Diesel.	2006-00	Bosch PLGR, 24V/ 9T, w/Bottom Mtd. IMS	BO	PLGR	24	18364N	6605N
OM906LA, 6.4L Diesel.		Bosch PLGR, 24V/9T, w/Top Mtd. IMS	BO	PLGR	24	19637N	
OM906LA, 6.4L Diesel.		DR 28MT OSGR, Serv. Rpl., 24V / 9T	NK	OSGR	24	6605N	18364N
OM906LA, 6.4L Diesel.		Iskra PLGR, 24V / 9T	BO	PLGR	24	18364N	6605N
Unimog U-52							
OM616, 2.5L, Mercedes Diesel.	1976-69	Bosch DD, 12V / 9T	BO	DD	12	16445N	
Unimog U-54							
OM312, 4.6L, Mercedes Diesel.	1976-73	Bosch System, 3.0kW	BO	DD	12	17106N	

STARTERS

ENGINE	YEAR	APPLICATION	Mfg	Type	Volt	PART NO.	OPT. NO.
Mercedes-Benz (Cont'd)							
Unimog U-55							
OM615, 2.2L, Mercedes Diesel.	1971-68	Bosch DD, 12V / 9T	BO	DD	12	16445N	
Unimog U-60							
OM616, 2.5L, Mercedes Diesel.	1976-69	Bosch DD, 12V / 9T	BO	DD	12	16445N	
Unimog U-600							
OM616, 2.4L, Mercedes Diesel.	2001-77	Bosch DD, 12V / 9T	BO	DD	12	16445N	
Unimog U-600L							
OM616, 2.4L, Mercedes Diesel.	1988-77	Bosch DD, 12V / 9T	BO	DD	12	16445N	
Unimog U-600T							
OM616, 2.4L, Mercedes Diesel.	1988-77	Bosch DD, 12V / 9T	BO	DD	12	16445N	
Unimog U-650							
OM616, 2.4L, Mercedes Diesel.	2001-88	Bosch DD, 12V / 9T	BO	DD	12	16445N	
Unimog U-650L							
OM616, 2.4L, Mercedes Diesel.	2001-88	Bosch DD, 12V / 9T	BO	DD	12	16445N	
Unimog U-66							
OM312, 4.6L, Mercedes Diesel.	1975-73	Bosch System, 3.0kW	BO	DD	12	17106N	
Unimog U-72							
OM312, 4.6L, Mercedes Diesel.	1976	Bosch System, 3.0kW	BO	DD	12	17106N	
Unimog U-80							
OM312, 4.6L, Mercedes Diesel.	1976-73	Bosch System, 3.0kW	BO	DD	12	17106N	
OM352, 5.7L, Mercedes Diesel.		Bosch System, 3.0kW	BO	DD	12	17106N	
Unimog U-800							
OM312, 4.6L, Mercedes Diesel.	1990-88	Bosch DD, 24V / 9T, 4.0kW	BO	DD	24	18250N	
OM314, 3.8L, Mercedes Diesel.		Bosch DD, 24V / 9T, 4.0kW	BO	DD	24	18250N	
Unimog U-84							
OM353, 5.7L, Mercedes Diesel.	1976-73	Bosch System, 3.0kW	BO	DD	12	17106N	
Unimog U-90							
OM352, 5.7L, Mercedes Diesel.	1976-73	Bosch System, 3.0kW	BO	DD	12	17106N	
Unimog U-900							
OM353, 5.7L, Mercedes Diesel.	2001-88	Bosch DD, 24V / 9T, 4.0kW	BO	DD	24	18250N	
OM356, 6.0L, Mercedes Diesel.		Bosch DD, 24V / 9T, 4.0kW	BO	DD	24	18250N	
Unimog U-95							
OM353, 5.7L, Mercedes Diesel.	1976	Bosch System, 3.0kW	BO	DD	12	17106N	
Unimog U-300							
OM904, 4.3L Diesel.	2003-00	Bosch PLGR, 24V / 9T, w/Bottom Mtd. IMS	BO	PLGR	24	18364N	6605N
OM904, 4.3L Diesel.		Bosch PLGR, 24V / 9T, w/Top Mtd. IMS	BO	PLGR	24	19637N	
OM904, 4.3L Diesel.		DR 28MT OSGR, Serv. Rpl., 24V / 9T	NK	OSGR	24	6605N	18364N
OM904, 4.3L Diesel.		Iskra PLGR, 24V / 9T	BO	PLGR	24	18364N	6605N
Unimog U-400							
OM904, 4.3L Diesel.	2003-00	Bosch PLGR, 24V / 9T, w/Bottom Mtd. IMS	BO	PLGR	24	18364N	6605N
OM904, 4.3L Diesel.		Bosch PLGR, 24V / 9T, w/Top Mtd. IMS	BO	PLGR	24	19637N	

STARTERS

ENGINE	YEAR	APPLICATION	Mfg	Type	Volt	PART NO.	OPT. NO.
Mercedes-Benz (Cont'd)							
Unitog U-400 (Cont'd)							
OM904, 4.3L Diesel.	2003-00	DR 28MT OSGR, Serv. Rpl., 24V / 9T	NK	OSGR	24	6605N	18364N
OM904, 4.3L Diesel.		Iskra PLGR, 24V / 9T	BO	PLGR	24	18364N	6605N
OM906LA, 6.4L Diesel.	2006-00	Bosch PLGR, 24V/ 9T, w/Bottom Mtd. IMS	BO	PLGR	24	18364N	6605N
OM906LA, 6.4L Diesel.		Bosch PLGR, 24V/9T, w/Top Mtd. IMS	BO	PLGR	24	19637N	
OM906LA, 6.4L Diesel.		DR 28MT OSGR, Serv. Rpl., 24V / 9T	NK	OSGR	24	6605N	18364N
OM906LA, 6.4L Diesel.		Iskra PLGR, 24V / 9T	BO	PLGR	24	18364N	6605N
Unitog U-500							
OM906LA, 6.4L Diesel.	2006-00	Bosch PLGR, 24V/ 9T, w/Bottom Mtd. IMS	BO	PLGR	24	18364N	6605N
OM906LA, 6.4L Diesel.		Bosch PLGR, 24V/9T, w/Top Mtd. IMS	BO	PLGR	24	19637N	
OM906LA, 6.4L Diesel.		DR 28MT OSGR, Serv. Rpl., 24V / 9T	NK	OSGR	24	6605N	18364N
OM906LA, 6.4L Diesel.		Iskra PLGR, 24V / 9T	BO	PLGR	24	18364N	6605N
Mitsubishi Fuso							
Canter FB							
3.3L (201) - 4D30 / 4DR5							
Eng.	1989-84	Mitsubishi 24V System	MI	OSGR	24	18241N	
4DR7	1999-93	Mitsubishi ,12V System	MI	OSGR	12	18240N	
FE							
4 Cyl. 3.3L 200cid	1986-84	Mitsubishi 24V System	MI	OSGR	24	18241N	
4D33	1999-94	Mitsubishi PLGR, 24V	MI	PLGR	24	18962N	
4D35		Mitsubishi PLGR, 24V	MI	PLGR	24	18962N	
4D36		Mitsubishi PLGR, 24V	MI	PLGR	24	18962N	
L4 3.3L 200cid	1989-87	Mitsubishi 24V System	MI	OSGR	24	18241N	
L4 3.9L 240cid	2004-99	Mitsubishi PLGR, 12V / 9T	MI	PLGR	12	18971N	
L4 3.9L 240cid	1998-96	Mitsubishi System	MI	PLGR	12	18971N	
FG							
4 Cyl. 3.9L 240cid	1997-96	Mitsubishi System	MI	PLGR	12	18971N	
4D33	1999-94	Mitsubishi PLGR, 24V	MI	PLGR	24	18962N	
4D35		Mitsubishi PLGR, 24V	MI	PLGR	24	18962N	
L4 3.9L 240cid	2004-99	Mitsubishi PLGR, 12V / 9T	MI	PLGR	12	18971N	
L4 3.9L 240cid	1998	Mitsubishi System	MI	PLGR	12	18971N	
FH							
L6 5.0L 300cid	1995-93	6D31-1AT2	MI	OSGR	12	18099AN	
FK							
6.9L (422) - 6D15 Eng.	1991-86	Mitsubishi 24V System	MI	OSGR	24	18242N	
MS280							
6D22 Diesel Eng.	2007-99	Mitsubishi PLGR, 24V / 11T	MI	PLGR	24	18963N	
MS380-2							
6D22 Diesel Eng.	2007-99	Mitsubishi PLGR, 24V / 11T	MI	PLGR	24	18963N	
Murphy Diesel							
452							
560cid Eng.	1980-64	Std. 24 Volt	DR	DD	24	3745N	6370N
462							
623cid Eng.	1980-64	Std. 24 Volt	DR	DD	24	3745N	6370N
472							
678cid Eng.	1980-64	Std. 24 Volt	DR	DD	24	3745N	6370N
852							
1140cid Eng.	1980-64	Std. 24 Volt	DR	DD	24	4930N	
862							
1246cid Eng.	1980-64	Std. 24 Volt	DR	DD	24	4930N	
872							
1356cid Eng.	1980-64	Std. 24 Volt	DR	DD	24	4930N	
MP-11							
675cid Eng.	1980-66	Std. 24 Volt	DR	DD	24	4930N	
675cid Eng.	1965-64	Opt. 24 Volt	DR	DD	24	3745N	6370N
MP-12							
735cid Eng.	1980-66	Std. 24 Volt	DR	DD	24	4930N	

STARTERS

ENGINE	YEAR	APPLICATION	Mfg	Type	Volt	PART NO.	OPT. NO.
Murphy Diesel (Cont'd)							
MP-12 (Cont'd)							
735cid Eng.	1965-64	Opt. 24 Volt	DR	DD	24	3745N	6370N
MP-20							
927cid Eng.	1980-66	Std. 24 Volt	DR	DD	24	4930N	
927cid Eng.	1965-64	Opt. 24 Volt	DR	DD	24	4930N	
MP-21							
1013cid Eng.	1980-66	Std. 24 Volt	DR	DD	24	4930N	
1013cid Eng.	1965-64	Opt. 24 Volt	DR	DD	24	4930N	
MP-22							
1103cid Eng.	1980-66	Std. 24 Volt	DR	DD	24	4930N	
1103cid Eng.	1965-64	Opt. 24 Volt	DR	DD	24	4930N	
MP-24							
1245cid Eng.	1980-66	Std. 24 Volt	DR	DD	24	4930N	
1245cid Eng.	1965-64	Opt. 24 Volt	DR	DD	24	4930N	
Nissan							
ED33							
3.3L	1988-81	Various Trucks, Hitachi, 24V / 10T	MI	OSGR	24	19842N	
3.3L		Various Trucks, Mits., 24V / 10T	MI	OSGR	24	19842N	
Nova Bus							
Various Models							
Cummins ISC, 8.3L	2006-03	Delco 38MT / 24V, w/IMS	DR	PLGR	24	6833N	
Onan							
2L600 Kubota							
2L600	1990-79	Denso DD 12V/ 9T	ND	DD	12	17354N	
Peterbilt							
320							
Caterpillar 3126	2003-95	Opt. 41MT	DR	DD	12	6667N	
Caterpillar 3126		Opt. 41MT (w/OCP)	DR	DD	12	6668N	18989N
Caterpillar 3126		Opt. 42MT (w/OCP)	DR	DD	12	6554N	6924N
Caterpillar 3126		Std. 37MT, 10-Tooth, w/o Ground Stud on Solenoid	DR	DD	12	6505N-PT	6807N
Caterpillar 3126		Std. 42MT, 12V, w/o OCP	DR	DD	12	6511N	6924N
Caterpillar 3126	1998	Opt. 42MT, 12V, w/OCP	DR	DD	12	6554N	6924N
Caterpillar 3306	1999-95	Opt. 42MT (w/OCP)	DR	DD	12	6554N	6924N
Caterpillar 3306		Std. 42MT, 12V, w/o OCP	DR	DD	12	6511N	6924N
Caterpillar 3306	1994-91	Opt. 42MT (w/OCP)	DR	DD	12	6566N	
Caterpillar 3306		Std. 42MT	DR	DD	12	6516N	6566N
Caterpillar C-10	2003-97	Opt. 39MT (HD Version, w/IMS, w/OCP)	DR	PLGR	12	6912N	6924N
Caterpillar C-10		Opt. 42MT (w/OCP)	DR	DD	12	6554N	6924N
Caterpillar C-10		Opt. Denso PLGR Replacement	ND	PLGR	12	18571N	6924N
Caterpillar C-10		Opt. 39MT Serv. Repl., w/IMS, OCP & Rot. DEH	DR	PLGR	12	6924N	
Caterpillar C-10		Std. 42MT, 12V, w/o OCP	DR	DD	12	6511N	6924N
Caterpillar C-13	2007-04	Opt. 39MT (HD Version, w/IMS, w/OCP)	DR	PLGR	12	6912N	6924N
Caterpillar C-13		Opt. 42MT (w/OCP)	DR	DD	12	6554N	6924N
Caterpillar C-13		Opt. Denso OSGR Replacement	ND	OSGR	12	19501N	6924N
Caterpillar C-13		Opt. 39MT Serv. Repl., w/IMS, OCP & Rot. DEH	DR	PLGR	12	6924N	
Caterpillar C-13		Std. 42MT, 12V, w/o OCP	DR	DD	12	6511N	6924N
Cummins 8.3L ISC	2004	Opt. 41MT, w/OCP	DR	PLGR	12	6919N	
Cummins 8.3L ISC	2003-91	Opt. 37MT (w/OCP)	DR	DD	12	6394N	6919N
Cummins 8.3L ISC		Opt. 39MT (w/IMS)	DR	PLGR	12	6907N	
Cummins 8.3L ISC		Opt. 39MT (w/OCP)	DR	PLGR	12	6919N	
Cummins 8.3L ISC		Opt. 39MT (w/OCP, w/IMS)	DR	PLGR	12	6821N	6907N
Cummins 8.3L ISC		Opt. 39MT, No IMS, No OCP	DR	PLGR	12	6907N	
Cummins 8.3L ISC		Opt. 42MT (w/OCP)	DR	DD	12	6777N	6907N
Cummins 8.3L ISC		Opt. 39MT service repl. w/IMS	DR	PLGR	12	6908N	6908N
Cummins 8.3L ISC		Opt. 39MT Service repl., w/IMS, OCP & Rotatable DEH ..	DR	PLGR	12	6907N	
Cummins 8.9L ISL	2003-98	Opt. 37MT (w/OCP)	DR	DD	12	6394N	6919N
Cummins 8.9L ISL		Opt. 41MT, w/OCP	DR	PLGR	12	6919N	
Cummins 8.9L ISL		Std. 41MT	DR	DD	12	6613N	6919N

STARTERS

STARTERS

ENGINE	YEAR	APPLICATION	Mfg	Type	Volt	PART NO.	OPT. NO.
Peterbilt (Cont'd)							
320 (Cont'd)							
Cummins ISC, 8.3L	2003-98	Opt. LN PLGR, 12V, w/OCP & IMS	DR	PLGR	12	6919N	
Cummins ISC, 8.3L		Opt. Mitsubishi Starter	MI	PLGR	12	19524N	6919N
Cummins ISC 8.3L	2004	Std. 41MT	DR	PLGR	12	6919N	
Cummins ISL, 8.9L	2003-01	Opt. LN PLGR, 12V, w/OCP & IMS	DR	PLGR	12	6919N	
Cummins ISL, 8.9L	2002-01	Opt. Mitsubishi Starter	MI	PLGR	12	19524N	6919N
Cummins ISM	2007-02	Opt. 39MT (HD Version, w/IMS, w/OCP)	DR	PLGR	12	6912N	6924N
Cummins ISM		Opt. 42MT (w/OCP)	DR	DD	12	6554N	6924N
Cummins ISM		Opt. Denso OSGR Replacement	ND	OSGR	12	19501N	6924N
Cummins ISM		Opt. 39MT Serv. Repl., w/IMS, OCP & Rot. DEH	DR	PLGR	12	6924N	
Cummins ISM		Std. 42MT, 12V, w/o OCP	DR	DD	12	6511N	6924N
Cummins ISM, 10.8L	2006-98	Opt. 42MT HD, w/OCP & IMS	DR	PLGR	12	6924N	
Cummins L-10	1997-91	Opt. 42MT (w/OCP)	DR	DD	12	6554N	6924N
Cummins L-10		Opt. Denso OSGR Replacement	ND	OSGR	12	19501N	6924N
Cummins L-10		Opt. Denso PLGR Replacement	ND	PLGR	12	18571N	6924N
Cummins L-10		Std. 42MT, 12V, w/o OCP	DR	DD	12	6511N	6924N
Cummins L-10	1992	Opt. 42MT, 12V, w/OCP	DR	DD	12	6554N	6924N
Cummins L10, 10.0L	1994-86	Opt. 42MT HD, w/OCP & IMS	DR	PLGR	12	6924N	
Cummins M11	1999-93	Opt. 42MT (w/OCP)	DR	DD	12	6554N	6924N
Cummins M11		Opt. Denso OSGR Replacement	ND	OSGR	12	19502N	6924N
Cummins M11		Std. 42MT, 12V, w/o OCP	DR	DD	12	6511N	6924N
330							
Caterpillar 3126	2004-96	Opt. 41MT	DR	DD	12	6667N	
Caterpillar 3126		Opt. 41MT (w/OCP)	DR	DD	12	6668N	18989N
Caterpillar 3126		Opt. 42MT (w/OCP)	DR	DD	12	6554N	6924N
Caterpillar 3126		Std. 37MT, 10-Tooth, w/o Ground Stud on Solenoid	DR	DD	12	6505N-PT	6807N
Caterpillar 3126		Std. 42MT, 12V, w/o OCP	DR	DD	12	6511N	6924N
Caterpillar C-10	2003-96	Opt. 39MT (HD Version, w/IMS, w/OCP)	DR	PLGR	12	6912N	6924N
Caterpillar C-10		Opt. 42MT (w/OCP)	DR	DD	12	6554N	6924N
Caterpillar C-10		Opt. Denso PLGR Replacement	ND	PLGR	12	18571N	6924N
Caterpillar C-10		Opt. 39MT Serv. Repl., w/IMS, OCP & Rot. DEH	DR	PLGR	12	6924N	
Caterpillar C-10		Std. 42MT, 12V, w/o OCP	DR	DD	12	6511N	6924N
Cummins 8.3L ISC	2007-96	Opt. 37MT (w/OCP)	DR	DD	12	6394N	6919N
Cummins 8.3L ISC		Opt. 39MT (w/IMS)	DR	PLGR	12	6907N	
Cummins 8.3L ISC		Opt. 39MT (w/OCP)	DR	PLGR	12	6919N	
Cummins 8.3L ISC		Opt. 39MT (w/OCP, w/IMS)	DR	PLGR	12	6821N	6907N
Cummins 8.3L ISC		Opt. 39MT, No IMS, No OCP	DR	PLGR	12	6907N	
Cummins 8.3L ISC		Opt. 42MT (w/OCP)	DR	DD	12	6777N	6907N
Cummins 8.3L ISC		Opt. 39MT service repl. w/IMS	DR	PLGR	12	6908N	6908N
Cummins 8.3L ISC		Opt. 39MT Service repl., w/IMS, OCP & Rotatable DEH ..	DR	PLGR	12	6907N	
Cummins ISC, 8.3L	2003-98	Opt. LN PLGR, 12V, w/OCP & IMS	DR	PLGR	12	6919N	
Cummins ISC, 8.3L		Opt. Mitsubishi Starter	MI	PLGR	12	19524N	6919N
L6 8.3L 505cid	2007-96	Cummins ISC, Opt. 38MT/ 12T, w/IMS, w/o OCP	DR	PLGR	12	6859N	6907N
L6 8.3L 505cid	2004	Cummins 8.3L ISC, Opt. 41MT, w/OCP	DR	PLGR	12	6919N	
L6 8.3L 505cid		Cummins ISC, Std. 41MT	DR	PLGR	12	6919N	
335							
Cummins 8.3L ISC	2007-05	Opt. 37MT (w/OCP)	DR	DD	12	6394N	6919N
Cummins 8.3L ISC		Opt. 39MT (w/IMS)	DR	PLGR	12	6907N	
Cummins 8.3L ISC		Opt. 39MT (w/OCP)	DR	PLGR	12	6919N	
Cummins 8.3L ISC		Opt. 39MT (w/OCP, w/IMS)	DR	PLGR	12	6821N	6907N
Cummins 8.3L ISC		Opt. 39MT, No IMS, No OCP	DR	PLGR	12	6907N	
Cummins 8.3L ISC		Opt. 42MT (w/OCP)	DR	DD	12	6777N	6907N
Cummins 8.3L ISC		Opt. 39MT service repl. w/IMS	DR	PLGR	12	6908N	6908N
Cummins 8.3L ISC		Opt. 39MT Service repl., w/IMS, OCP & Rotatable DEH ..	DR	PLGR	12	6907N	
Cummins ISM		Opt. 39MT (HD Version, w/IMS, w/OCP)	DR	PLGR	12	6912N	6924N
Cummins ISM		Opt. 42MT (w/OCP)	DR	DD	12	6554N	6924N
Cummins ISM		Opt. Denso OSGR Replacement	ND	OSGR	12	19501N	6924N
Cummins ISM		Opt. 39MT Serv. Repl., w/IMS, OCP & Rot. DEH	DR	PLGR	12	6924N	
Cummins ISM		Std. 42MT, 12V, w/o OCP	DR	DD	12	6511N	6924N
Cummins ISM, 10.8L	2006-05	Opt. 42MT HD, w/OCP & IMS	DR	PLGR	12	6924N	
L6 8.3L 505cid	2007-05	Cummins ISC, Opt. 38MT/ 12T, w/IMS, w/o OCP	DR	PLGR	12	6859N	6907N
340							
Cummins 8.3L ISC	2007-06	Opt. 37MT (w/OCP)	DR	DD	12	6394N	6919N
Cummins 8.3L ISC		Opt. 39MT (w/IMS)	DR	PLGR	12	6907N	
Cummins 8.3L ISC		Opt. 39MT (w/OCP)	DR	PLGR	12	6919N	

STARTERS

ENGINE	YEAR	APPLICATION	Mfg	Type	Volt	PART NO.	OPT. NO.
Peterbilt (Cont'd)							
340 (Cont'd)							
Cummins 8.3L ISC	2007-06	Opt. 39MT (w/OCP, w/IMS)	DR	PLGR	12	6821N	6907N
Cummins 8.3L ISC		Opt. 39MT, No IMS, No OCP	DR	PLGR	12	6907N	
Cummins 8.3L ISC		Opt. 42MT (w/OCP)	DR	DD	12	6777N	6907N
Cummins 8.3L ISC		Opt.39MT service repl. w/IMS	DR	PLGR	12	6908N	6908N
Cummins 8.3L ISC		Opt.39MT Service repl., w/IMS, OCP & Rotatable DEH ..	DR	PLGR	12	6907N	
Cummins 8.3L ISC	2004	Opt. 41MT, w/OCP	DR	PLGR	12	6919N	
Cummins ISC 8.3L		Std. 41MT	DR	PLGR	12	6919N	
Cummins ISC, 8.3L	2003-98	Delco 42MT	DR	DD	12	6371N	6907N
357							
Caterpillar 3126	1999-96	Opt. 42MT (w/OCP)	DR	DD	12	6554N	6924N
Caterpillar 3126	1999-95	Opt. 41MT	DR	DD	12	6667N	
Caterpillar 3126		Opt. 41MT (w/OCP)	DR	DD	12	6668N	18989N
Caterpillar 3126		Std. 37MT, 10-Tooth, w/o Ground Stud on Solenoid	DR	DD	12	6505N-PT	6807N
Caterpillar 3126		Std. 42MT, 12V, w/o OCP	DR	DD	12	6511N	6924N
Caterpillar 3126	1995	Opt 42MT, 12V, w/OCP	DR	DD	12	6554N	6924N
Caterpillar 3176	1999-91	Opt 42MT, 12V, w/OCP	DR	DD	12	6554N	6924N
Caterpillar 3176		Std. 42MT, 12V, w/o OCP	DR	DD	12	6511N	6924N
Caterpillar 3306	2001-95	Opt 42MT, 12V, w/OCP	DR	DD	12	6554N	6924N
Caterpillar 3306		Std. 42MT, 12V, w/o OCP	DR	DD	12	6511N	6924N
Caterpillar 3306	1994-86	Opt. 42MT (w/OCP)	DR	DD	12	6566N	
Caterpillar 3306		Std. 42MT	DR	DD	12	6516N	6566N
Caterpillar 3406	2003-96	Opt 42MT, 12V, w/OCP	DR	DD	12	6554N	6924N
Caterpillar 3406	2003-91	Opt. Denso PLGR Replacement	ND	PLGR	12	18571N	6924N
Caterpillar 3406	2003-86	Std. 42MT, 12V, w/o OCP	DR	DD	12	6511N	6924N
Caterpillar 3406	1995-86	Opt. 42MT (w/OCP)	DR	DD	12	6554N	6924N
Caterpillar 3406	1990-86	Opt. 42MT	DR	DD	12	6516N	6566N
Caterpillar 3406		Opt. 50MT	DR	DD	24	4930N	
Caterpillar C-10	2004-97	Opt. 39MT (HD Version, w/IMS, w/OCP)	DR	PLGR	12	6912N	6924N
Caterpillar C-10		Opt. 42MT (w/OCP)	DR	DD	12	6554N	6924N
Caterpillar C-10		Opt. Denso PLGR Replacement	ND	PLGR	12	18571N	6924N
Caterpillar C-10		Opt.39MT Serv. Repl., w/IMS, OCP & Rot. DEH	DR	PLGR	12	6924N	
Caterpillar C-10		Std. 42MT, 12V, w/o OCP	DR	DD	12	6511N	6924N
Caterpillar C-11	2007-05	Opt. 39MT (HD Version, w/IMS, w/OCP)	DR	PLGR	12	6912N	6924N
Caterpillar C-11		Opt. 42MT (w/OCP)	DR	DD	12	6554N	6924N
Caterpillar C-11		Opt. Denso OSGR Replacement	ND	OSGR	12	19501N	6924N
Caterpillar C-11		Opt.39MT Serv. Repl., w/IMS, OCP & Rot. DEH	DR	PLGR	12	6924N	
Caterpillar C-11		Std. 42MT, 12V, w/o OCP	DR	DD	12	6511N	6924N
Caterpillar C-12	2005-97	Opt. 39MT (HD Version, w/IMS, w/OCP)	DR	PLGR	12	6912N	6924N
Caterpillar C-12		Opt. 42MT (w/OCP)	DR	DD	12	6554N	6924N
Caterpillar C-12		Opt. Denso PLGR Replacement	ND	PLGR	12	18571N	6924N
Caterpillar C-12		Opt.39MT Serv. Repl., w/IMS, OCP & Rot. DEH	DR	PLGR	12	6924N	
Caterpillar C-12		Std. 42MT, 12V, w/o OCP	DR	DD	12	6511N	6924N
Caterpillar C-13	2007-04	Opt. 39MT (HD Version, w/IMS, w/OCP)	DR	PLGR	12	6912N	6924N
Caterpillar C-13		Opt. 42MT (w/OCP)	DR	DD	12	6554N	6924N
Caterpillar C-13		Opt. Denso OSGR Replacement	ND	OSGR	12	19501N	6924N
Caterpillar C-13		Opt.39MT Serv. Repl., w/IMS, OCP & Rot. DEH	DR	PLGR	12	6924N	
Caterpillar C-13		Std. 42MT, 12V, w/o OCP	DR	DD	12	6511N	6924N
Caterpillar C-15	2007-97	Opt. 39MT (HD Version, w/IMS, w/OCP)	DR	PLGR	12	6912N	6924N
Caterpillar C-15		Opt. 42MT (w/OCP)	DR	DD	12	6554N	6924N
Caterpillar C-15		Opt. Denso OSGR Replacement	ND	OSGR	12	19501N	6924N
Caterpillar C-15		Opt.39MT Serv. Repl., w/IMS, OCP & Rot. DEH	DR	PLGR	12	6924N	
Caterpillar C-15		Std. 42MT, 12V, w/o OCP	DR	DD	12	6511N	6924N
Cummins 8.3L ISC	2004	Opt. 41MT, w/OCP	DR	PLGR	12	6919N	
Cummins 8.3L ISC	1999-91	Opt. 37MT (w/OCP)	DR	DD	12	6394N	6919N
Cummins 8.3L ISC		Opt. 42MT (w/OCP)	DR	DD	12	6777N	6907N
Cummins 8.3L ISC		Opt.39MT service repl. w/IMS	DR	PLGR	12	6908N	6908N
Cummins ISC , 8.3L	1999-98	Opt. LN PLGR, 12V, w/OCP & IMS	DR	PLGR	12	6919N	
Cummins ISC , 8.3L		Opt. Mitsubishi Starter	MI	PLGR	12	19524N	6919N
Cummins ISC 8.3L	2004	Std. 41MT	DR	PLGR	12	6919N	
Cummins ISC, 8.3L	2003-00	Delco 42MT	DR	DD	12	6371N	6907N
Cummins ISM	2007-98	Opt. 39MT (HD Version, w/IMS, w/OCP)	DR	PLGR	12	6912N	6924N
Cummins ISM		Opt. 42MT (w/OCP)	DR	DD	12	6554N	6924N
Cummins ISM		Opt. Denso OSGR Replacement	ND	OSGR	12	19501N	6924N
Cummins ISM		Opt.39MT Serv. Repl., w/IMS, OCP & Rot. DEH	DR	PLGR	12	6924N	
Cummins ISM		Std. 42MT, 12V, w/o OCP	DR	DD	12	6511N	6924N

STARTERS

STARTERS

ENGINE	YEAR	APPLICATION	Mfg	Type	Volt	PART NO.	OPT. NO.
Peterbilt (Cont'd)							
357 (Cont'd)							
Cummins ISM, 10.8L	2003-99	Opt. 42MT HD, w/OCP & IMS	DR	PLGR	12	6924N	
Cummins ISX	2007-98	Opt. 39MT (HD Version, w/IMS, w/OCP)	DR	PLGR	12	6912N	6924N
Cummins ISX		Opt. 42MT (w/OCP)	DR	DD	12	6554N	6924N
Cummins ISX		Opt. Denso OSGR Replacement	ND	OSGR	12	19505N	6924N
Cummins ISX		Opt.39MT Serv. Repl., w/IMS, OCP & Rot. DEH	DR	PLGR	12	6924N	
Cummins ISX		Std. 42MT, 12V, w/o OCP	DR	DD	12	6511N	6924N
Cummins ISX10, 10.8L	2005-99	Opt. 42MT HD, w/OCP & IMS	DR	PLGR	12	6924N	
Cummins L-10	1994-86	Opt. 42MT (w/OCP)	DR	DD	12	6554N	6924N
Cummins L-10		Opt. Denso OSGR Replacement	ND	OSGR	12	19501N	6924N
Cummins L-10		Opt. Denso PLGR Replacement	ND	PLGR	12	18571N	6924N
Cummins L-10		Std. 42MT, 12V, w/o OCP	DR	DD	12	6511N	6924N
Cummins L10, 10.0L		Opt. 42MT HD, w/OCP & IMS	DR	PLGR	12	6924N	
Cummins M11	1999-93	Opt. 42MT (w/OCP)	DR	DD	12	6554N	6924N
Cummins M11		Opt. Denso OSGR Replacement	ND	OSGR	12	19502N	6924N
Cummins M11		Std. 42MT, 12V, w/o OCP	DR	DD	12	6511N	6924N
Cummins N14	2003-91	Opt. 42MT (w/OCP)	DR	DD	12	6554N	6924N
Cummins N14		Opt. Denso OSGR Replacement	ND	OSGR	12	19503N	6924N
Cummins N14		Std. 42MT, 12V, w/o OCP	DR	DD	12	6511N	6924N
DD 60 Series		Opt. 42MT (w/OCP)	DR	DD	12	6554N	6924N
DD 60 Series		Std. 42MT, 12V, w/o OCP	DR	DD	12	6511N	6924N
DD 60 Series	1999-91	Opt. Denso PLGR Replacement	ND	PLGR	12	18571N	6924N
DD 6V-71	1993-91	Opt. 42MT (12V, w/OCP)	DR	DD	12	6513N	6924N
DD 6V-71		Std. 42MT	DR	DD	12	6356N	6924N
359							
Caterpillar 3176	1999-91	Opt. 42MT (w/OCP)	DR	DD	12	6554N	6924N
Caterpillar 3176		Std. 42MT, 12V, w/o OCP	DR	DD	12	6511N	6924N
Caterpillar 3306	2001-95	Opt. 42MT (w/OCP)	DR	DD	12	6554N	6924N
Caterpillar 3306		Std. 42MT, 12V, w/o OCP	DR	DD	12	6511N	6924N
Caterpillar 3306	1994-86	Opt. 42MT (w/OCP)	DR	DD	12	6566N	
Caterpillar 3306		Std. 42MT	DR	DD	12	6516N	6566N
Caterpillar 3406	2003-91	Opt. Denso PLGR Replacement	ND	PLGR	12	18571N	6924N
Caterpillar 3406	2003-86	Opt. 42MT (w/OCP)	DR	DD	12	6554N	6924N
Caterpillar 3406		Std. 42MT, 12V, w/o OCP	DR	DD	12	6511N	6924N
Caterpillar 3406	1990-86	Opt. 42MT	DR	DD	12	6516N	6566N
Caterpillar 3406		Opt. 50MT	DR	DD	24	4930N	
Caterpillar 3406	1985-83	Opt. 50MT	DR	DD	24	4930N	
Caterpillar 3406		Std. 42MT	DR	DD	12	6356N	6924N
Caterpillar 3406	1982-80	Std. 40MT	DR	DD	12	3974N	6356N
Caterpillar 3406		Std. 50MT	DR	DD	24	4930N	
Caterpillar 3406	1979	50MT, 24V	DR	DD	24	4930N	
Caterpillar 3406		Std. 40MT	DR	DD	12	3974N	6356N
Caterpillar 3406, 14.6L	1985-83	Opt. 42MT HD, w/OCP & IMS	DR	PLGR	12	6924N	
Caterpillar C-15	2007-98	Opt. 39MT (HD Version, w/IMS, w/OCP)	DR	PLGR	12	6912N	6924N
Caterpillar C-15		Opt. 42MT (w/OCP)	DR	DD	12	6554N	6924N
Caterpillar C-15		Opt. Denso OSGR Replacement	ND	OSGR	12	19501N	6924N
Caterpillar C-15		Opt.39MT Serv. Repl., w/IMS, OCP & Rot. DEH	DR	PLGR	12	6924N	
Caterpillar C-15		Std. 42MT, 12V, w/o OCP	DR	DD	12	6511N	6924N
Cummins N14	2003-91	Opt. 42MT (w/OCP)	DR	DD	12	6554N	6924N
Cummins N14		Opt. Denso OSGR Replacement	ND	OSGR	12	19503N	6924N
Cummins N14		Std. 42MT, 12V, w/o OCP	DR	DD	12	6511N	6924N
Cummins NTC Eng.	1990-86	Opt. 42MT (w/OCP)	DR	DD	12	6554N	6924N
Cummins NTC Eng.		Std. 42MT, 12V, w/o OCP	DR	DD	12	6511N	6924N
Cummins NTC Eng.	1985-80	Std. 40MT (12V)	DR	DD	12	3974N	6356N
Cummins NTC Eng.		Std. 40MT (24V)	DR	DD	24	3745N	6370N
Cummins NTC Eng.	1979	12 Volt	DR	DD	12	3974N	6356N
Cummins NTC Eng.		24 Volt	DR	DD	24	3745N	6370N
362							
Caterpillar 3126	1999-95	Opt. 41MT	DR	DD	12	6667N	
Caterpillar 3126		Opt. 41MT (w/OCP)	DR	DD	12	6668N	18989N
Caterpillar 3126		Opt. 42MT (w/OCP)	DR	DD	12	6554N	6924N
Caterpillar 3126		Std. 37MT, 10-Tooth, w/o Ground Stud on Solenoid	DR	DD	12	6505N-PT	6807N
Caterpillar 3126		Std. 42MT, 12V, w/o OCP	DR	DD	12	6511N	6924N
Caterpillar 3176	1999-91	Opt. 42MT (w/OCP)	DR	DD	12	6554N	6924N
Caterpillar 3176		Std. 42MT, 12V, w/o OCP	DR	DD	12	6511N	6924N
Caterpillar 3306	1999-95	Opt. 42MT (w/OCP)	DR	DD	12	6554N	6924N

STARTERS

ENGINE	YEAR	APPLICATION	Mfg	Type	Volt	PART NO.	OPT. NO.
Peterbilt (Cont'd)							
362 (Cont'd)							
Caterpillar 3306	1999-95	Std. 42MT, 12V, w/o OCP	DR	DD	12	6511N	6924N
Caterpillar 3406	2003-91	Opt. Denso PLGR Replacement	ND	PLGR	12	18571N	6924N
Caterpillar 3406	2003-86	Opt. 42MT (w/OCP)	DR	DD	12	6554N	6924N
Caterpillar 3406		Std. 42MT, 12V, w/o OCP	DR	DD	12	6511N	6924N
Caterpillar 3406	1990-86	Opt. 42MT	DR	DD	12	6516N	6566N
Caterpillar 3406		Opt. 50MT	DR	DD	24	4930N	
Caterpillar 3406	1985-83	Opt. 50MT	DR	DD	24	4930N	
Caterpillar 3406		Std. 42MT	DR	DD	12	6356N	6924N
Caterpillar 3406	1982-80	Std. 40MT	DR	DD	12	3974N	6356N
Caterpillar 3406		Std. 50MT	DR	DD	24	4930N	
Caterpillar 3406	1979	50MT, 24V	DR	DD	24	4930N	
Caterpillar 3406		Std. 40MT	DR	DD	12	3974N	6356N
Caterpillar 3406, 14.6L	1985-83	Opt. 42MT HD, w/OCP & IMS	DR	PLGR	12	6924N	
Cummins L-10	1994-91	Opt. 42MT (w/OCP)	DR	DD	12	6554N	6924N
Cummins L-10		Opt. Denso OSGR Replacement	ND	OSGR	12	19501N	6924N
Cummins L-10		Opt. Denso PLGR Replacement	ND	PLGR	12	18571N	6924N
Cummins L-10		Std. 42MT, 12V, w/o OCP	DR	DD	12	6511N	6924N
Cummins L-10	1990-86	Opt. 42MT (w/OCP)	DR	DD	12	6554N	6924N
Cummins L-10		Std. 42MT	DR	DD	12	6356N	6924N
Cummins L10, 10.0L	1994-86	Opt. 42MT HD, w/OCP & IMS	DR	PLGR	12	6924N	
Cummins L10, 10.0L	1990-86	Opt. Denso PLGR Repl. (12V)	ND	PLGR	12	18571N	6924N
Cummins M11	1999-93	Opt. 42MT (w/OCP)	DR	DD	12	6554N	6924N
Cummins M11		Opt. Denso OSGR Replacement	ND	OSGR	12	19502N	6924N
Cummins M11		Std. 42MT, 12V, w/o OCP	DR	DD	12	6511N	6924N
Cummins M11	1992-86	42MT, 12V, w/OCP	DR	DD	12	6554N	6924N
Cummins N14	1999-91	Opt. 42MT (w/OCP)	DR	DD	12	6554N	6924N
Cummins N14		Opt. Denso OSGR Replacement	ND	OSGR	12	19503N	6924N
Cummins N14		Std. 42MT, 12V, w/o OCP	DR	DD	12	6511N	6924N
Cummins N14	1997-96	Opt. 42MT, 12V, w/OCP	DR	DD	12	6554N	6924N
Cummins NTC Eng.	1990-86	Opt. 42MT (w/OCP)	DR	DD	12	6554N	6924N
Cummins NTC Eng.		Std. 42MT, 12V, w/o OCP	DR	DD	12	6511N	6924N
Cummins NTC Eng.	1985-80	Std. 40MT (12V)	DR	DD	12	3974N	6356N
Cummins NTC Eng.		Std. 40MT (24V)	DR	DD	24	3745N	6370N
Cummins NTC Eng.	1979	Std. 40MT (12V)	DR	DD	12	3974N	6356N
Cummins NTC Eng.		Std. 40MT (24V)	DR	DD	24	3745N	6370N
DD 60 Series	2003-86	Opt. 42MT (w/OCP)	DR	DD	12	6554N	6924N
DD 60 Series		Std. 42MT, 12V, w/o OCP	DR	DD	12	6511N	6924N
DD 60 Series	1999-91	Opt. Denso PLGR Replacement	ND	PLGR	12	18571N	6924N
DD 6V-71	1993-91	Opt. 42MT (12V, w/OCP)	DR	DD	12	6513N	6924N
DD 6V-71		Std. 42MT	DR	DD	12	6356N	6924N
372							
Caterpillar 3176	1995-91	Opt. 42MT (w/OCP)	DR	DD	12	6554N	6924N
Caterpillar 3176		Std. 42MT, 12V, w/o OCP	DR	DD	12	6511N	6924N
Caterpillar 3176	1993	Opt. 42MT, 12V, w/OCP	DR	DD	12	6554N	6924N
Caterpillar 3406	1995-91	Opt. 42MT (w/OCP)	DR	DD	12	6554N	6924N
Caterpillar 3406		Opt. Denso PLGR Replacement	ND	PLGR	12	18571N	6924N
Caterpillar 3406		Std. 42MT, 12V, w/o OCP	DR	DD	12	6511N	6924N
Cummins N14	1999-91	Opt. Denso OSGR Replacement	ND	OSGR	12	19503N	6924N
Cummins N14	1995-91	Opt. 42MT (w/OCP)	DR	DD	12	6554N	6924N
Cummins N14		Std. 42MT, 12V, w/o OCP	DR	DD	12	6511N	6924N
DD 60 Series		Opt. 42MT (w/OCP)	DR	DD	12	6554N	6924N
DD 60 Series		Opt. Denso PLGR Replacement	ND	PLGR	12	18571N	6924N
DD 60 Series		Std. 42MT, 12V, w/o OCP	DR	DD	12	6511N	6924N
DD 6V-71	1993-91	Opt. 42MT (12V, w/OCP)	DR	DD	12	6513N	6924N
DD 6V-71		Std. 42MT	DR	DD	12	6356N	6924N
375							
Caterpillar 3126	2001-95	Opt. 41MT	DR	DD	12	6667N	
Caterpillar 3126		Opt. 41MT (w/OCP)	DR	DD	12	6668N	18989N
Caterpillar 3126		Opt. 42MT (w/OCP)	DR	DD	12	6554N	6924N
Caterpillar 3126		Std. 37MT, 10-Tooth, w/o Ground Stud on Solenoid	DR	DD	12	6505N-PT	6807N
Caterpillar 3126		Std. 42MT, 12V, w/o OCP	DR	DD	12	6511N	6924N
Caterpillar 3176	2001-91	Opt. 42MT (w/OCP)	DR	DD	12	6554N	6924N
Caterpillar 3176		Std. 42MT, 12V, w/o OCP	DR	DD	12	6511N	6924N
Caterpillar 3176	1994	Opt. 42MT, 12V, w/OCP	DR	DD	12	6554N	6924N
Caterpillar 3306	2001-95	Opt. 42MT (w/OCP)	DR	DD	12	6554N	6924N

STARTERS

STARTERS

ENGINE	YEAR	APPLICATION	Mfg	Type	Volt	PART NO.	OPT. NO.
Peterbilt (Cont'd)							
375 (Cont'd)							
Caterpillar 3306	2001-95	Std. 42MT, 12V, w/o OCP	DR	DD	12	6511N	6924N
Caterpillar 3306	1994-86	Opt. 42MT (w/OCP)	DR	DD	12	6566N	
Caterpillar 3306		Std. 42MT	DR	DD	12	6516N	6566N
Caterpillar C-10	2001-97	Opt. 39MT (HD Version, w/IMS, w/OCP)	DR	PLGR	12	6912N	6924N
Caterpillar C-10		Opt. 42MT (w/OCP)	DR	DD	12	6554N	6924N
Caterpillar C-10		Opt. Denso PLGR Replacement	ND	PLGR	12	18571N	6924N
Caterpillar C-10		Opt. 39MT Serv. Repl., w/IMS, OCP & Rot. DEH	DR	PLGR	12	6924N	
Caterpillar C-10		Std. 42MT, 12V, w/o OCP	DR	DD	12	6511N	6924N
Caterpillar C-12		Opt. 39MT (HD Version, w/IMS, w/OCP)	DR	PLGR	12	6912N	6924N
Caterpillar C-12		Opt. 42MT (w/OCP)	DR	DD	12	6554N	6924N
Caterpillar C-12		Opt. Denso PLGR Replacement	ND	PLGR	12	18571N	6924N
Caterpillar C-12		Opt. 39MT Serv. Repl., w/IMS, OCP & Rot. DEH	DR	PLGR	12	6924N	
Caterpillar C-12		Std. 42MT, 12V, w/o OCP	DR	DD	12	6511N	6924N
Caterpillar C-15	2001-98	Opt. 39MT (HD Version, w/IMS, w/OCP)	DR	PLGR	12	6912N	6924N
Caterpillar C-15		Opt. 42MT (w/OCP)	DR	DD	12	6554N	6924N
Caterpillar C-15		Opt. Denso OSGR Replacement	ND	OSGR	12	19501N	6924N
Caterpillar C-15		Opt. 39MT Serv. Repl., w/IMS, OCP & Rot. DEH	DR	PLGR	12	6924N	
Caterpillar C-15		Std. 42MT, 12V, w/o OCP	DR	DD	12	6511N	6924N
Cummins 8.3L ISC	2004	Opt. 41MT, w/OCP	DR	PLGR	12	6919N	
Cummins 8.3L ISC	1999-91	Opt. 37MT (w/OCP)	DR	DD	12	6394N	6919N
Cummins 8.3L ISC		Opt. 42MT (w/OCP)	DR	DD	12	6777N	6907N
Cummins 8.3L ISC		Opt. 39MT service repl. w/IMS	DR	PLGR	12	6908N	6908N
Cummins ISC, 8.3L	1999-98	Opt. LN PLGR, 12V, w/OCP & IMS	DR	PLGR	12	6919N	
Cummins ISC, 8.3L		Opt. Mitsubishi Starter	MI	PLGR	12	19524N	6919N
Cummins ISC 8.3L	2004	Std. 41MT	DR	PLGR	12	6919N	
Cummins ISC, 8.3L	2003-00	Delco 42MT	DR	DD	12	6371N	6907N
Cummins L-10	1993-91	Opt. Denso OSGR Replacement	ND	OSGR	12	19501N	6924N
Cummins L-10		Opt. Denso PLGR Replacement	ND	PLGR	12	18571N	6924N
Cummins L-10		Std. 42MT, 12V, w/o OCP	DR	DD	12	6511N	6924N
Cummins L-10	1993-86	Opt. 42MT (w/OCP)	DR	DD	12	6554N	6924N
Cummins L-10	1990-86	Std. 42MT	DR	DD	12	6356N	6924N
Cummins L10, 10.0L	1994-91	Opt. 42MT HD, w/OCP & IMS	DR	PLGR	12	6924N	
Cummins L10, 10.0L	1990-86	Opt. Denso PLGR Repl. (12V)	ND	PLGR	12	18571N	6924N
Cummins M11	1999-93	Opt. 42MT (w/OCP)	DR	DD	12	6554N	6924N
Cummins M11		Opt. Denso OSGR Replacement	ND	OSGR	12	19502N	6924N
Cummins M11		Std. 42MT, 12V, w/o OCP	DR	DD	12	6511N	6924N
Cummins M11	1992-86	42MT, 12V, w/OCP	DR	DD	12	6554N	6924N
Cummins N14	2000-91	Opt. 42MT (w/OCP)	DR	DD	12	6554N	6924N
Cummins N14		Opt. Denso OSGR Replacement	ND	OSGR	12	19503N	6924N
Cummins N14		Std. 42MT, 12V, w/o OCP	DR	DD	12	6511N	6924N
DD 60 Series	2003-86	Opt. 42MT (w/OCP)	DR	DD	12	6554N	6924N
DD 60 Series		Std. 42MT, 12V, w/o OCP	DR	DD	12	6511N	6924N
DD 60 Series	1999-93	Opt. Denso PLGR Replacement	ND	PLGR	12	18571N	6924N
DD 60 Series	1996-95	Opt 42MT, 12V, w/OCP	DR	DD	12	6554N	6924N
377							
Caterpillar 3176	2000-91	Opt. 42MT (w/OCP)	DR	DD	12	6554N	6924N
Caterpillar 3176		Std. 42MT, 12V, w/o OCP	DR	DD	12	6511N	6924N
Caterpillar 3306	2000-95	Opt. 42MT (w/OCP)	DR	DD	12	6554N	6924N
Caterpillar 3306		Std. 42MT, 12V, w/o OCP	DR	DD	12	6511N	6924N
Caterpillar 3306	1994-91	Opt. 42MT (w/OCP)	DR	DD	12	6566N	
Caterpillar 3306		Std. 42MT	DR	DD	12	6516N	6566N
Caterpillar 3406	2000-91	Opt. Denso PLGR Replacement	ND	PLGR	12	18571N	6924N
Caterpillar 3406	2000-86	Opt. 42MT (w/OCP)	DR	DD	12	6554N	6924N
Caterpillar 3406		Std. 42MT, 12V, w/o OCP	DR	DD	12	6511N	6924N
Caterpillar 3406	1995	Opt 42MT, 12V, w/OCP	DR	DD	12	6554N	6924N
Caterpillar 3406	1990-86	Opt. 42MT	DR	DD	12	6516N	6566N
Caterpillar 3406		Opt. 50MT	DR	DD	24	4930N	
Caterpillar C-10	2003-97	Opt. 39MT (HD Version, w/IMS, w/OCP)	DR	PLGR	12	6912N	6924N
Caterpillar C-10		Opt. 42MT (w/OCP)	DR	DD	12	6554N	6924N
Caterpillar C-10		Opt. Denso PLGR Replacement	ND	PLGR	12	18571N	6924N
Caterpillar C-10		Opt. 39MT Serv. Repl., w/IMS, OCP & Rot. DEH	DR	PLGR	12	6924N	
Caterpillar C-10	2000-97	Std. 42MT, 12V, w/o OCP	DR	DD	12	6511N	6924N
Caterpillar C-12		Opt. 39MT (HD Version, w/IMS, w/OCP)	DR	PLGR	12	6912N	6924N
Caterpillar C-12		Opt. 42MT (w/OCP)	DR	DD	12	6554N	6924N
Caterpillar C-12		Opt. Denso PLGR Replacement	ND	PLGR	12	18571N	6924N

STARTERS

ENGINE	YEAR	APPLICATION	Mfg	Type	Volt	PART NO.	OPT. NO.
Peterbilt (Cont'd)							
377 (Cont'd)							
Caterpillar C-12	2000-97	Opt.39MT Serv. Repl., w/IMS, OCP & Rot. DEH	DR	PLGR	12	6924N	
Caterpillar C-12		Std. 42MT, 12V, w/o OCP	DR	DD	12	6511N	6924N
Cummins L-10	1993-91	Opt. Denso OSGR Replacement	ND	OSGR	12	19501N	6924N
Cummins L-10		Opt. Denso PLGR Replacement	ND	PLGR	12	18571N	6924N
Cummins L-10		Std. 42MT, 12V, w/o OCP	DR	DD	12	6511N	6924N
Cummins L-10	1993-86	Opt. 42MT (w/OCP)	DR	DD	12	6554N	6924N
Cummins L-10	1990-86	Std. 42MT	DR	DD	12	6356N	6924N
Cummins L10, 10.0L	1994-91	Opt. 42MT HD, w/OCP & IMS	DR	PLGR	12	6924N	
Cummins L10, 10.0L	1990-86	Opt. Denso PLGR Repl. (12V)	ND	PLGR	12	18571N	6924N
Cummins M11	2000-93	Opt. 42MT (w/OCP)	DR	DD	12	6554N	6924N
Cummins M11		Opt. Denso OSGR Replacement	ND	OSGR	12	19502N	6924N
Cummins M11		Std. 42MT, 12V, w/o OCP	DR	DD	12	6511N	6924N
Cummins M11	1997-96	Opt 42MT, 12V, w/OCP	DR	DD	12	6554N	6924N
Cummins M11	1992-86	42MT, 12V, w/OCP	DR	DD	12	6554N	6924N
Cummins N14	2003-91	Opt. 42MT (w/OCP)	DR	DD	12	6554N	6924N
Cummins N14		Opt. Denso OSGR Replacement	ND	OSGR	12	19503N	6924N
Cummins N14		Std. 42MT, 12V, w/o OCP	DR	DD	12	6511N	6924N
Cummins N14	1990-89	Opt. 42MT (12V, w/OCP)	DR	DD	12	6513N	6924N
Cummins N14		Std. 42MT	DR	DD	12	6356N	6924N
Cummins NTC Eng.	1990-86	Opt. 42MT (w/OCP)	DR	DD	12	6554N	6924N
Cummins NTC Eng.		Std. 42MT, 12V, w/o OCP	DR	DD	12	6511N	6924N
DD 60 Series	2003-87	Opt 42MT, 12V, w/OCP	DR	DD	12	6554N	6924N
DD 60 Series		Std. 42MT, 12V, w/o OCP	DR	DD	12	6511N	6924N
DD 60 Series	2000	Opt. 42MT (w/OCP)	DR	DD	12	6554N	6924N
DD 60 Series	2000-87	Opt. Denso PLGR Replacement	ND	PLGR	12	18571N	6924N
DD 6V-71	1993-91	Opt. 42MT (12V, w/OCP)	DR	DD	12	6513N	6924N
DD 6V-71		Std. 42MT	DR	DD	12	6356N	6924N
378							
Caterpillar 3176	1999-91	Opt 42MT, 12V, w/OCP	DR	DD	12	6554N	6924N
Caterpillar 3176		Std. 42MT, 12V, w/o OCP	DR	DD	12	6511N	6924N
Caterpillar 3176	1998	Opt. 42MT (w/OCP)	DR	DD	12	6554N	6924N
Caterpillar 3306	1999-95	Opt 42MT, 12V, w/OCP	DR	DD	12	6554N	6924N
Caterpillar 3306		Std. 42MT, 12V, w/o OCP	DR	DD	12	6511N	6924N
Caterpillar 3306	1994-86	Opt. 42MT (w/OCP)	DR	DD	12	6566N	
Caterpillar 3306		Std. 42MT	DR	DD	12	6516N	6566N
Caterpillar 3406	2005-91	Opt. Denso PLGR Replacement	ND	PLGR	12	18571N	6924N
Caterpillar 3406	2005-87	Opt 42MT, 12V, w/OCP	DR	DD	12	6554N	6924N
Caterpillar 3406	2005-86	Std. 42MT, 12V, w/o OCP	DR	DD	12	6511N	6924N
Caterpillar 3406	1990-86	Opt. 42MT	DR	DD	12	6516N	6566N
Caterpillar 3406		Opt. 50MT	DR	DD	24	4930N	
Caterpillar 3406	1986	Opt. 42MT (w/OCP)	DR	DD	12	6554N	6924N
Caterpillar C-10	2003-97	Std. 42MT, 12V, w/o OCP	DR	DD	12	6511N	6924N
Caterpillar C-11	2007-04	Opt 42MT, 12V, w/OCP	DR	DD	12	6554N	6924N
Caterpillar C-11		Opt. 39MT (HD Version, w/IMS, w/OCP)	DR	PLGR	12	6912N	6924N
Caterpillar C-11		Opt. Denso OSGR Replacement	ND	OSGR	12	19501N	6924N
Caterpillar C-11		Opt.39MT Serv. Repl., w/IMS, OCP & Rot. DEH	DR	PLGR	12	6924N	
Caterpillar C-11		Std. 42MT, 12V, w/o OCP	DR	DD	12	6511N	6924N
Caterpillar C-12	2005-97	Opt 42MT, 12V, w/OCP	DR	DD	12	6554N	6924N
Caterpillar C-12		Opt. 39MT (HD Version, w/IMS, w/OCP)	DR	PLGR	12	6912N	6924N
Caterpillar C-12		Opt. Denso PLGR Replacement	ND	PLGR	12	18571N	6924N
Caterpillar C-12		Opt.39MT Serv. Repl., w/IMS, OCP & Rot. DEH	DR	PLGR	12	6924N	
Caterpillar C-12		Std. 42MT, 12V, w/o OCP	DR	DD	12	6511N	6924N
Caterpillar C-13	2007-04	Opt 42MT, 12V, w/OCP	DR	DD	12	6554N	6924N
Caterpillar C-13		Opt. 39MT (HD Version, w/IMS, w/OCP)	DR	PLGR	12	6912N	6924N
Caterpillar C-13		Opt. Denso OSGR Replacement	ND	OSGR	12	19501N	6924N
Caterpillar C-13		Opt.39MT Serv. Repl., w/IMS, OCP & Rot. DEH	DR	PLGR	12	6924N	
Caterpillar C-13		Std. 42MT, 12V, w/o OCP	DR	DD	12	6511N	6924N
Caterpillar C-13	2005	Opt. 42MT (w/OCP)	DR	DD	12	6554N	6924N
Caterpillar C-15	2007-97	Opt 42MT, 12V, w/OCP	DR	DD	12	6554N	6924N
Caterpillar C-15		Opt. 39MT (HD Version, w/IMS, w/OCP)	DR	PLGR	12	6912N	6924N
Caterpillar C-15		Opt. Denso OSGR Replacement	ND	OSGR	12	19501N	6924N
Caterpillar C-15		Opt.39MT Serv. Repl., w/IMS, OCP & Rot. DEH	DR	PLGR	12	6924N	
Caterpillar C-15		Std. 42MT, 12V, w/o OCP	DR	DD	12	6511N	6924N
Cummins ISM		Opt 42MT, 12V, w/OCP	DR	DD	12	6554N	6924N
Cummins ISM		Opt. 39MT (HD Version, w/IMS, w/OCP)	DR	PLGR	12	6912N	6924N

STARTERS

STARTERS

ENGINE	YEAR	APPLICATION	Mfg	Type	Volt	PART NO.	OPT. NO.
Peterbilt (Cont'd)							
378 (Cont'd)							
Cummins ISM	2007-97	Opt. Denso OSGR Replacement	ND	OSGR	12	19501N	6924N
Cummins ISM		Opt.39MT Serv. Repl., w/IMS, OCP & Rot. DEH	DR	PLGR	12	6924N	
Cummins ISM		Std. 42MT, 12V, w/o OCP	DR	DD	12	6511N	6924N
Cummins ISM	2004	Opt. 42MT (w/OCP)	DR	DD	12	6554N	6924N
Cummins ISM, 10.8L	2003-99	Opt. 42MT HD, w/OCP & IMS	DR	PLGR	12	6924N	
Cummins ISX	2007-97	Opt 42MT, 12V, w/OCP	DR	DD	12	6554N	6924N
Cummins ISX		Opt. 39MT (HD Version, w/IMS, w/OCP)	DR	PLGR	12	6912N	6924N
Cummins ISX		Opt. Denso OSGR Replacement	ND	OSGR	12	19505N	6924N
Cummins ISX		Opt.39MT Serv. Repl., w/IMS, OCP & Rot. DEH	DR	PLGR	12	6924N	
Cummins ISX		Std. 42MT, 12V, w/o OCP	DR	DD	12	6511N	6924N
Cummins ISX	1999	Opt. 42MT (w/OCP)	DR	DD	12	6554N	6924N
Cummins ISX10, 10.8L	2005-99	Opt. 42MT HD, w/OCP & IMS	DR	PLGR	12	6924N	
Cummins L-10	1993-91	Opt. 42MT (12V, w/OCP)	DR	DD	12	6513N	6924N
Cummins L-10		Opt. Denso OSGR Replacement	ND	OSGR	12	19501N	6924N
Cummins L-10		Opt. Denso PLGR Replacement	ND	PLGR	12	18571N	6924N
Cummins L-10	1993-86	Std. 42MT	DR	DD	12	6356N	6924N
Cummins L-10	1990-86	Opt 42MT, 12V, w/OCP	DR	DD	12	6554N	6924N
Cummins L10, 10.0L	1994-91	Opt. 42MT HD, w/OCP & IMS	DR	PLGR	12	6924N	
Cummins L10, 10.0L	1990-86	Opt. Denso PLGR Repl. (12V)	ND	PLGR	12	18571N	6924N
Cummins M11	1999-93	Opt 42MT, 12V, w/OCP	DR	DD	12	6554N	6924N
Cummins M11		Opt. Denso OSGR Replacement	ND	OSGR	12	19502N	6924N
Cummins M11		Std. 42MT, 12V, w/o OCP	DR	DD	12	6511N	6924N
Cummins M11	1992-86	42MT, 12V, w/OCP	DR	DD	12	6554N	6924N
Cummins N14	2003-91	Opt 42MT, 12V, w/OCP	DR	DD	12	6554N	6924N
Cummins N14		Opt. Denso OSGR Replacement	ND	OSGR	12	19503N	6924N
Cummins N14		Std. 42MT, 12V, w/o OCP	DR	DD	12	6511N	6924N
Cummins N14	1993	Opt. 42MT (w/OCP)	DR	DD	12	6554N	6924N
Cummins NTC Eng.	1990-86	Opt 42MT, 12V, w/OCP	DR	DD	12	6554N	6924N
Cummins NTC Eng.		Std. 42MT, 12V, w/o OCP	DR	DD	12	6511N	6924N
DD 60 Series	2003-87	Opt 42MT, 12V, w/OCP	DR	DD	12	6554N	6924N
DD 60 Series		Std. 42MT, 12V, w/o OCP	DR	DD	12	6511N	6924N
DD 60 Series	2001-87	Opt. Denso PLGR Replacement	ND	PLGR	12	18571N	6924N
DD 60 Series	1995	Opt. 42MT (w/OCP)	DR	DD	12	6554N	6924N
DD 6V-71	1993-91	Opt. 42MT (12V, w/OCP)	DR	DD	12	6513N	6924N
DD 6V-71		Std. 42MT	DR	DD	12	6356N	6924N
379							
Caterpillar 3176	1999-92	Opt 42MT, 12V, w/OCP	DR	DD	12	6554N	6924N
Caterpillar 3176	1999-91	Std. 42MT, 12V, w/o OCP	DR	DD	12	6511N	6924N
Caterpillar 3176	1991	Opt. 42MT (w/OCP)	DR	DD	12	6554N	6924N
Caterpillar 3306	1999-95	Opt 42MT, 12V, w/OCP	DR	DD	12	6554N	6924N
Caterpillar 3306		Std. 42MT, 12V, w/o OCP	DR	DD	12	6511N	6924N
Caterpillar 3306	1994-91	Opt. 42MT (w/OCP)	DR	DD	12	6566N	
Caterpillar 3306		Std. 42MT	DR	DD	12	6516N	6566N
Caterpillar 3406	2005-91	Opt. Denso PLGR Replacement	ND	PLGR	12	18571N	6924N
Caterpillar 3406	2005-86	Opt 42MT, 12V, w/OCP	DR	DD	12	6554N	6924N
Caterpillar 3406		Std. 42MT, 12V, w/o OCP	DR	DD	12	6511N	6924N
Caterpillar 3406	1996	Opt. 42MT (w/OCP)	DR	DD	12	6554N	6924N
Caterpillar 3406	1990-86	Opt. 42MT	DR	DD	12	6516N	6566N
Caterpillar 3406		Opt. 50MT	DR	DD	24	4930N	
Caterpillar C-10	2003-97	Opt 42MT, 12V, w/OCP	DR	DD	12	6554N	6924N
Caterpillar C-10		Opt. 39MT (HD Version, w/IMS, w/OCP)	DR	PLGR	12	6912N	6924N
Caterpillar C-10		Opt. Denso PLGR Replacement	ND	PLGR	12	18571N	6924N
Caterpillar C-10		Opt.39MT Serv. Repl., w/IMS, OCP & Rot. DEH	DR	PLGR	12	6924N	
Caterpillar C-10		Std. 42MT, 12V, w/o OCP	DR	DD	12	6511N	6924N
Caterpillar C-10	1998	Opt. 42MT (w/OCP)	DR	DD	12	6554N	6924N
Caterpillar C-12	2005-97	Opt 42MT, 12V, w/OCP	DR	DD	12	6554N	6924N
Caterpillar C-12		Opt. 39MT (HD Version, w/IMS, w/OCP)	DR	PLGR	12	6912N	6924N
Caterpillar C-12		Opt. Denso PLGR Replacement	ND	PLGR	12	18571N	6924N
Caterpillar C-12		Opt.39MT Serv. Repl., w/IMS, OCP & Rot. DEH	DR	PLGR	12	6924N	
Caterpillar C-12		Std. 42MT, 12V, w/o OCP	DR	DD	12	6511N	6924N
Caterpillar C-13	2007-04	Opt 42MT, 12V, w/OCP	DR	DD	12	6554N	6924N
Caterpillar C-13		Opt. 39MT (HD Version, w/IMS, w/OCP)	DR	PLGR	12	6912N	6924N
Caterpillar C-13		Opt. Denso OSGR Replacement	ND	OSGR	12	19501N	6924N
Caterpillar C-13		Opt.39MT Serv. Repl., w/IMS, OCP & Rot. DEH	DR	PLGR	12	6924N	
Caterpillar C-13		Std. 42MT, 12V, w/o OCP	DR	DD	12	6511N	6924N

STARTERS

ENGINE	YEAR	APPLICATION	Mfg	Type	Volt	PART NO.	OPT. NO.
Peterbilt (Cont'd)							
379 (Cont'd)							
Caterpillar C-15	2007-97	Opt 42MT, 12V, w/OCP	DR	DD	12	6554N	6924N
Caterpillar C-15		Opt. 39MT (HD Version, w/IMS, w/OCP)	DR	PLGR	12	6912N	6924N
Caterpillar C-15		Opt. Denso OSGR Replacement	ND	OSGR	12	19501N	6924N
Caterpillar C-15		Opt.39MT Serv. Repl., w/IMS, OCP & Rot. DEH	DR	PLGR	12	6924N	
Caterpillar C-15		Std. 42MT, 12V, w/o OCP	DR	DD	12	6511N	6924N
Caterpillar C-16	2003-00	Opt 42MT, 12V, w/OCP	DR	DD	12	6554N	6924N
Caterpillar C-16		Opt. 39MT (HD Version, w/IMS, w/OCP)	DR	PLGR	12	6912N	6924N
Caterpillar C-16		Opt. Denso PLGR Replacement	ND	PLGR	12	18571N	6924N
Caterpillar C-16		Opt.39MT Serv. Repl., w/IMS, OCP & Rot. DEH	DR	PLGR	12	6924N	
Caterpillar C-16		Std. 42MT, 12V, w/o OCP	DR	DD	12	6511N	6924N
Cummins 8.3L ISC	2004-95	Opt. 41MT, w/OCP	DR	PLGR	12	6919N	
Cummins 8.3L ISC	2003-95	Opt. 37MT (w/OCP)	DR	DD	12	6394N	6919N
Cummins 8.3L ISC		Opt. 39MT (w/IMS)	DR	PLGR	12	6907N	
Cummins 8.3L ISC		Opt. 39MT (w/OCP)	DR	PLGR	12	6919N	
Cummins 8.3L ISC		Opt. 39MT (w/OCP, w/IMS)	DR	PLGR	12	6821N	6907N
Cummins 8.3L ISC		Opt. 39MT, No IMS, No OCP	DR	PLGR	12	6907N	
Cummins 8.3L ISC		Opt. 42MT (w/OCP)	DR	DD	12	6777N	6907N
Cummins 8.3L ISC		Opt.39MT service repl. w/IMS	DR	PLGR	12	6908N	6908N
Cummins 8.3L ISC		Opt.39MT Service repl., w/IMS, OCP & Rotatable DEH ..	DR	PLGR	12	6907N	
Cummins 8.3L ISC		Std. 41MT	DR	DD	12	6613N	6919N
Cummins 8.9L ISL	2003-98	Opt. 37MT (w/OCP)	DR	DD	12	6394N	6919N
Cummins 8.9L ISL		Opt. 39MT (w/IMS)	DR	PLGR	12	6907N	
Cummins 8.9L ISL		Opt. 39MT (w/OCP)	DR	PLGR	12	6919N	
Cummins 8.9L ISL		Opt. 39MT (w/OCP, w/IMS)	DR	PLGR	12	6821N	6907N
Cummins 8.9L ISL		Opt. 39MT, No IMS, No OCP	DR	PLGR	12	6907N	
Cummins 8.9L ISL		Opt. 41MT, w/OCP	DR	PLGR	12	6919N	
Cummins 8.9L ISL		Opt. 42MT (w/OCP)	DR	DD	12	6777N	6907N
Cummins 8.9L ISL		Opt.39MT service repl. w/IMS	DR	PLGR	12	6908N	6908N
Cummins 8.9L ISL		Opt.39MT Service repl., w/IMS, OCP & Rotatable DEH ..	DR	PLGR	12	6907N	
Cummins 8.9L ISL		Std. 41MT	DR	DD	12	6613N	6919N
Cummins ISC , 8.3L		Opt. LN PLGR, 12V, w/OCP & IMS	DR	PLGR	12	6919N	
Cummins ISC , 8.3L		Opt. Mitsubishi Starter	MI	PLGR	12	19524N	6919N
Cummins ISC 8.3L	2004	Std. 41MT	DR	PLGR	12	6919N	
Cummins ISL , 8.9L	2003-01	Opt. LN PLGR, 12V, w/OCP & IMS	DR	PLGR	12	6919N	
Cummins ISL , 8.9L		Opt. Mitsubishi Starter	MI	PLGR	12	19524N	6919N
Cummins ISM	2007-97	Opt 42MT, 12V, w/OCP	DR	DD	12	6554N	6924N
Cummins ISM		Opt. 39MT (HD Version, w/IMS, w/OCP)	DR	PLGR	12	6912N	6924N
Cummins ISM		Opt. Denso OSGR Replacement	ND	OSGR	12	19501N	6924N
Cummins ISM		Opt.39MT Serv. Repl., w/IMS, OCP & Rot. DEH	DR	PLGR	12	6924N	
Cummins ISM		Std. 42MT, 12V, w/o OCP	DR	DD	12	6511N	6924N
Cummins ISM	2005	Opt. 42MT (w/OCP)	DR	DD	12	6554N	6924N
Cummins ISM, 10.8L	2003-99	Opt. 42MT HD, w/OCP & IMS	DR	PLGR	12	6924N	
Cummins ISX	2007-97	Opt 42MT, 12V, w/OCP	DR	DD	12	6554N	6924N
Cummins ISX		Opt. 39MT (HD Version, w/IMS, w/OCP)	DR	PLGR	12	6912N	6924N
Cummins ISX		Opt. Denso OSGR Replacement	ND	OSGR	12	19505N	6924N
Cummins ISX		Opt.39MT Serv. Repl., w/IMS, OCP & Rot. DEH	DR	PLGR	12	6924N	
Cummins ISX		Std. 42MT, 12V, w/o OCP	DR	DD	12	6511N	6924N
Cummins ISX	2000	Opt. 42MT (w/OCP)	DR	DD	12	6554N	6924N
Cummins ISX10, 10.8L	2002-99	Opt. 42MT HD, w/OCP & IMS	DR	PLGR	12	6924N	
Cummins L-10	1994	Opt 42MT, 12V, w/OCP	DR	DD	12	6554N	6924N
Cummins L-10	1994-86	Std. 42MT	DR	DD	12	6356N	6924N
Cummins L-10	1993-91	Opt. Denso OSGR Replacement	ND	OSGR	12	19501N	6924N
Cummins L-10		Opt. Denso PLGR Replacement	ND	PLGR	12	18571N	6924N
Cummins L-10	1993-86	Opt. 42MT (12V, w/OCP)	DR	DD	12	6513N	6924N
Cummins L10, 10.0L	1994	Opt. Denso PLGR Repl. (12V)	ND	PLGR	12	18571N	6924N
Cummins L10, 10.0L	1994-86	Opt. 42MT HD, w/OCP & IMS	DR	PLGR	12	6924N	
Cummins M11	1999-93	Opt 42MT, 12V, w/OCP	DR	DD	12	6554N	6924N
Cummins M11		Opt. Denso OSGR Replacement	ND	OSGR	12	19502N	6924N
Cummins M11		Std. 42MT, 12V, w/o OCP	DR	DD	12	6511N	6924N
Cummins M11	1992-86	42MT, 12V, w/OCP	DR	DD	12	6554N	6924N
Cummins N14	2004-91	Opt 42MT, 12V, w/OCP	DR	DD	12	6554N	6924N
Cummins N14		Std. 42MT, 12V, w/o OCP	DR	DD	12	6511N	6924N
Cummins N14	2003-91	Opt. Denso OSGR Replacement	ND	OSGR	12	19503N	6924N
Cummins NTC Eng.	1990	Opt. 42MT (w/OCP)	DR	DD	12	6554N	6924N
Cummins NTC Eng.	1990-86	Std. 42MT, 12V, w/o OCP	DR	DD	12	6511N	6924N
Cummins NTC Eng.	1989-86	Opt 42MT, 12V, w/OCP	DR	DD	12	6554N	6924N

STARTERS

ENGINE	YEAR	APPLICATION	Mfg	Type	Volt	PART NO.	OPT. NO.
Peterbilt (Cont'd)							
379 (Cont'd)							
Cummins Signature	2003-99	Opt. 42MT (w/OCP)	DR	DD	12	6777N	6907N
Cummins Signature		Opt.39MT service repl. w/IMS	DR	PLGR	12	6908N	6908N
Cummins Signature 600, 15.0L		Opt. 42MT HD, w/OCP & IMS	DR	PLGR	12	6924N	
DD 60 Series	2003-87	Opt 42MT, 12V, w/OCP	DR	DD	12	6554N	6924N
DD 60 Series		Opt. Denso PLGR Replacement	ND	PLGR	12	18571N	6924N
DD 60 Series		Std. 42MT, 12V, w/o OCP	DR	DD	12	6511N	6924N
DD 60 Series	1991	Opt. 42MT (w/OCP)	DR	DD	12	6554N	6924N
DD 6V-71	1993-91	Opt. 42MT (12V, w/OCP)	DR	DD	12	6513N	6924N
DD 6V-71		Std. 42MT	DR	DD	12	6356N	6924N
385							
Caterpillar 3176	1999-96	Opt 42MT, 12V, w/OCP	DR	DD	12	6554N	6924N
Caterpillar 3176		Std. 42MT, 12V, w/o OCP	DR	DD	12	6511N	6924N
Caterpillar C-10	2003-98	Opt 42MT, 12V, w/OCP	DR	DD	12	6554N	6924N
Caterpillar C-10	2003-97	Opt. 39MT (HD Version, w/IMS, w/OCP)	DR	PLGR	12	6912N	6924N
Caterpillar C-10		Opt. Denso PLGR Replacement	ND	PLGR	12	18571N	6924N
Caterpillar C-10		Opt.39MT Serv. Repl., w/IMS, OCP & Rot. DEH	DR	PLGR	12	6924N	
Caterpillar C-10		Std. 42MT, 12V, w/o OCP	DR	DD	12	6511N	6924N
Caterpillar C-10	1997	Opt. 42MT (w/OCP)	DR	DD	12	6554N	6924N
Caterpillar C-11	2007-05	Opt 42MT, 12V, w/OCP	DR	DD	12	6554N	6924N
Caterpillar C-11		Opt. 39MT (HD Version, w/IMS, w/OCP)	DR	PLGR	12	6912N	6924N
Caterpillar C-11		Opt. Denso OSGR Replacement	ND	OSGR	12	19501N	6924N
Caterpillar C-11		Opt.39MT Serv. Repl., w/IMS, OCP & Rot. DEH	DR	PLGR	12	6924N	
Caterpillar C-11		Opt.39MT service repl. w/IMS	DR	PLGR	12	6908N	6908N
Caterpillar C-12	2005-97	Opt 42MT, 12V, w/OCP	DR	DD	12	6554N	6924N
Caterpillar C-12		Opt. 39MT (HD Version, w/IMS, w/OCP)	DR	PLGR	12	6912N	6924N
Caterpillar C-12		Opt. Denso PLGR Replacement	ND	PLGR	12	18571N	6924N
Caterpillar C-12		Opt.39MT Serv. Repl., w/IMS, OCP & Rot. DEH	DR	PLGR	12	6924N	
Caterpillar C-12		Std. 42MT, 12V, w/o OCP	DR	DD	12	6511N	6924N
Caterpillar C-13	2007-05	Opt 42MT, 12V, w/OCP	DR	DD	12	6554N	6924N
Caterpillar C-13	2007-04	Opt. 39MT (HD Version, w/IMS, w/OCP)	DR	PLGR	12	6912N	6924N
Caterpillar C-13		Opt. Denso OSGR Replacement	ND	OSGR	12	19501N	6924N
Caterpillar C-13		Opt.39MT Serv. Repl., w/IMS, OCP & Rot. DEH	DR	PLGR	12	6924N	
Caterpillar C-13		Std. 42MT, 12V, w/o OCP	DR	DD	12	6511N	6924N
Caterpillar C-13	2004	Opt. 42MT (w/OCP)	DR	DD	12	6554N	6924N
Caterpillar C-15	2007-97	Opt 42MT, 12V, w/OCP	DR	DD	12	6554N	6924N
Caterpillar C-15		Opt. 39MT (HD Version, w/IMS, w/OCP)	DR	PLGR	12	6912N	6924N
Caterpillar C-15		Opt. Denso OSGR Replacement	ND	OSGR	12	19501N	6924N
Caterpillar C-15		Opt.39MT Serv. Repl., w/IMS, OCP & Rot. DEH	DR	PLGR	12	6924N	
Caterpillar C-15		Std. 42MT, 12V, w/o OCP	DR	DD	12	6511N	6924N
Cummins ISM		Opt 42MT, 12V, w/OCP	DR	DD	12	6554N	6924N
Cummins ISM		Opt. 39MT (HD Version, w/IMS, w/OCP)	DR	PLGR	12	6912N	6924N
Cummins ISM		Opt. Denso OSGR Replacement	ND	OSGR	12	19501N	6924N
Cummins ISM		Opt.39MT Serv. Repl., w/IMS, OCP & Rot. DEH	DR	PLGR	12	6924N	
Cummins ISM		Std. 42MT, 12V, w/o OCP	DR	DD	12	6511N	6924N
Cummins ISM, 10.8L	2006-98	Opt. 42MT HD, w/OCP & IMS	DR	PLGR	12	6924N	
Cummins ISX10, 10.8L	2005-03	Opt. 42MT HD, w/OCP & IMS	DR	PLGR	12	6924N	
Cummins M11	1999-96	Opt 42MT, 12V, w/OCP	DR	DD	12	6554N	6924N
Cummins M11		Opt. Denso OSGR Replacement	ND	OSGR	12	19502N	6924N
Cummins M11		Std. 42MT, 12V, w/o OCP	DR	DD	12	6511N	6924N
Cummins M11	1995-86	42MT, 12V, w/OCP	DR	DD	12	6554N	6924N
Cummins N14	2003-96	Opt 42MT, 12V, w/OCP	DR	DD	12	6554N	6924N
Cummins N14		Opt. Denso OSGR Replacement	ND	OSGR	12	19503N	6924N
Cummins N14		Std. 42MT, 12V, w/o OCP	DR	DD	12	6511N	6924N
386							
Caterpillar C-13	2007-06	Opt 42MT, 12V, w/OCP	DR	DD	12	6554N	6924N
Caterpillar C-13		Opt. 39MT (HD Version, w/IMS, w/OCP)	DR	PLGR	12	6912N	6924N
Caterpillar C-13		Opt. Denso OSGR Replacement	ND	OSGR	12	19501N	6924N
Caterpillar C-13		Opt.39MT Serv. Repl., w/IMS, OCP & Rot. DEH	DR	PLGR	12	6924N	
Caterpillar C-13		Std. 42MT, 12V, w/o OCP	DR	DD	12	6511N	6924N
Caterpillar C-15		Opt 42MT, 12V, w/OCP	DR	DD	12	6554N	6924N
Caterpillar C-15		Opt. 39MT (HD Version, w/IMS, w/OCP)	DR	PLGR	12	6912N	6924N
Caterpillar C-15		Opt. Denso OSGR Replacement	ND	OSGR	12	19501N	6924N
Caterpillar C-15		Opt.39MT Serv. Repl., w/IMS, OCP & Rot. DEH	DR	PLGR	12	6924N	
Caterpillar C-15		Std. 42MT, 12V, w/o OCP	DR	DD	12	6511N	6924N

STARTERS

ENGINE	YEAR	APPLICATION	Mfg	Type	Volt	PART NO.	OPT. NO.
Peterbilt (Cont'd)							
386 (Cont'd)							
Cummins ISX	2007-06	Opt 42MT, 12V, w/OCP	DR	DD	12	6554N	6924N
Cummins ISX		Opt. 39MT (HD Version, w/IMS, w/OCP)	DR	PLGR	12	6912N	6924N
Cummins ISX		Opt. Denso OSGR Replacement	ND	OSGR	12	19505N	6924N
Cummins ISX		Opt.39MT Serv. Repl., w/IMS, OCP & Rot. DEH	DR	PLGR	12	6924N	
Cummins ISX		Std. 42MT, 12V, w/o OCP	DR	DD	12	6511N	6924N
387							
Caterpillar 3406	2005-00	Opt 42MT, 12V, w/OCP	DR	DD	12	6554N	6924N
Caterpillar 3406		Opt. Denso PLGR Replacement	ND	PLGR	12	18571N	6924N
Caterpillar 3406		Std. 42MT, 12V, w/o OCP	DR	DD	12	6511N	6924N
Caterpillar C-10	2003-00	Opt 42MT, 12V, w/OCP	DR	DD	12	6554N	6924N
Caterpillar C-10		Opt. 39MT (HD Version, w/IMS, w/OCP)	DR	PLGR	12	6912N	6924N
Caterpillar C-10		Opt. Denso PLGR Replacement	ND	PLGR	12	18571N	6924N
Caterpillar C-10		Opt.39MT Serv. Repl., w/IMS, OCP & Rot. DEH	DR	PLGR	12	6924N	
Caterpillar C-10		Std. 42MT, 12V, w/o OCP	DR	DD	12	6511N	6924N
Caterpillar C-12	2004-00	Opt 42MT, 12V, w/OCP	DR	DD	12	6554N	6924N
Caterpillar C-12		Opt. 39MT (HD Version, w/IMS, w/OCP)	DR	PLGR	12	6912N	6924N
Caterpillar C-12		Opt. Denso PLGR Replacement	ND	PLGR	12	18571N	6924N
Caterpillar C-12		Opt.39MT Serv. Repl., w/IMS, OCP & Rot. DEH	DR	PLGR	12	6924N	
Caterpillar C-12		Std. 42MT, 12V, w/o OCP	DR	DD	12	6511N	6924N
Caterpillar C-12	2001	Opt. 42MT (w/OCP)	DR	DD	12	6554N	6924N
Caterpillar C-13	2007-04	Opt 42MT, 12V, w/OCP	DR	DD	12	6554N	6924N
Caterpillar C-13		Opt. 39MT (HD Version, w/IMS, w/OCP)	DR	PLGR	12	6912N	6924N
Caterpillar C-13		Opt. Denso OSGR Replacement	ND	OSGR	12	19501N	6924N
Caterpillar C-13		Opt.39MT Serv. Repl., w/IMS, OCP & Rot. DEH	DR	PLGR	12	6924N	
Caterpillar C-13		Std. 42MT, 12V, w/o OCP	DR	DD	12	6511N	6924N
Caterpillar C-15	2007-00	Opt 42MT, 12V, w/OCP	DR	DD	12	6554N	6924N
Caterpillar C-15		Opt. 39MT (HD Version, w/IMS, w/OCP)	DR	PLGR	12	6912N	6924N
Caterpillar C-15		Opt. Denso OSGR Replacement	ND	OSGR	12	19501N	6924N
Caterpillar C-15		Opt.39MT Serv. Repl., w/IMS, OCP & Rot. DEH	DR	PLGR	12	6924N	
Caterpillar C-15		Std. 42MT, 12V, w/o OCP	DR	DD	12	6511N	6924N
Cummins ISM		Opt 42MT, 12V, w/OCP	DR	DD	12	6554N	6924N
Cummins ISM		Opt. 39MT (HD Version, w/IMS, w/OCP)	DR	PLGR	12	6912N	6924N
Cummins ISM		Opt. Denso OSGR Replacement	ND	OSGR	12	19501N	6924N
Cummins ISM		Opt.39MT Serv. Repl., w/IMS, OCP & Rot. DEH	DR	PLGR	12	6924N	
Cummins ISM		Std. 42MT, 12V, w/o OCP	DR	DD	12	6511N	6924N
Cummins ISM, 10.8L	2003-99	Opt. 42MT HD, w/OCP & IMS	DR	PLGR	12	6924N	
Cummins ISX	2007-00	Opt 42MT, 12V, w/OCP	DR	DD	12	6554N	6924N
Cummins ISX		Opt. 39MT (HD Version, w/IMS, w/OCP)	DR	PLGR	12	6912N	6924N
Cummins ISX		Opt. Denso OSGR Replacement	ND	OSGR	12	19505N	6924N
Cummins ISX		Opt.39MT Serv. Repl., w/IMS, OCP & Rot. DEH	DR	PLGR	12	6924N	
Cummins ISX		Std. 42MT, 12V, w/o OCP	DR	DD	12	6511N	6924N
Cummins ISX10, 10.8L	2005-99	Opt. 42MT HD, w/OCP & IMS	DR	PLGR	12	6924N	
389							
Caterpillar C-15	2007-06	Opt 42MT, 12V, w/OCP	DR	DD	12	6554N	6924N
Caterpillar C-15	2007-04	Opt. 39MT (HD Version, w/IMS, w/OCP)	DR	PLGR	12	6912N	6924N
Caterpillar C-15		Opt. Denso OSGR Replacement	ND	OSGR	12	19501N	6924N
Caterpillar C-15		Opt.39MT Serv. Repl., w/IMS, OCP & Rot. DEH	DR	PLGR	12	6924N	
Caterpillar C-15		Std. 42MT, 12V, w/o OCP	DR	DD	12	6511N	6924N
Caterpillar C-15	2005-04	Opt. 42MT (w/OCP)	DR	DD	12	6554N	6924N
Cummins ISX	2007-04	Opt 42MT, 12V, w/OCP	DR	DD	12	6554N	6924N
Cummins ISX		Opt. 39MT (HD Version, w/IMS, w/OCP)	DR	PLGR	12	6912N	6924N
Cummins ISX		Opt. Denso OSGR Replacement	ND	OSGR	12	19505N	6924N
Cummins ISX		Opt.39MT Serv. Repl., w/IMS, OCP & Rot. DEH	DR	PLGR	12	6924N	
Cummins ISX		Std. 42MT, 12V, w/o OCP	DR	DD	12	6511N	6924N
Cummins ISX10, 10.8L	2005-04	Opt. 42MT HD, w/OCP & IMS	DR	PLGR	12	6924N	
All Models (By Engine)							
Caterpillar 1673	1971-65	24 Volt	DR	DD	24	3745N	6370N
Caterpillar 1673	1971-63	12 Volt	DR	DD	12	3974N	6356N
Caterpillar 1674	1978-72	Std. 40MT	DR	DD	12	3339N	18572N
Caterpillar 1676	1971-65	Std. 40MT	DR	DD	24	3948N	6360N
Caterpillar 1693	1978-65	Std. 50MT	DR	DD	24	4897N	
Caterpillar 3306	1985-80	12 Volt	DR	PLGR	12	6907N	
Caterpillar 3306		24 Volt	DR	DD	24	3948N	6360N
Caterpillar 3306	1979	12 Volt	DR	PLGR	12	6907N	

STARTERS

STARTERS

ENGINE	YEAR	APPLICATION	Mfg	Type	Volt	PART NO.	OPT. NO.
Peterbilt (Cont'd)							
All Models (By Engine) (Cont'd)							
Caterpillar 3306	1979	24 Volt	DR	DD	24	3948N	6360N
Caterpillar 3406	1985-83	Opt. 50MT	DR	DD	24	4930N	
Caterpillar 3406		Std. 42MT	DR	DD	12	6356N	6924N
Caterpillar 3406	1982-80	Std. 40MT	DR	DD	12	3974N	6356N
Caterpillar 3406		Std. 50MT	DR	DD	24	4930N	
Caterpillar 3406	1979	50MT, 24V	DR	DD	24	4930N	
Caterpillar 3406	1979-75	Std. 40MT	DR	DD	12	3974N	6356N
Caterpillar 3406, 14.6L	1985-83	Opt. 42MT HD, w/OCP & IMS	DR	PLGR	12	6924N	
Caterpillar 3408	1989-86	Std. 50MT	DR	DD	24	4930N	
Caterpillar 3408	1985-83	Std. 42MT	DR	DD	12	6356N	6924N
Caterpillar 3408	1985-80	Std. 50MT	DR	DD	24	4930N	
Caterpillar 3408	1982	Std. 50MT	DR	DD	24	4930N	
Caterpillar 3408	1979	50MT, 24V	DR	DD	24	4930N	
Cummins C-190	1976-72	12 Volt	DR	DD	12	3974N	6356N
Cummins C-190		24 Volt	DR	DD	24	3745N	6370N
Cummins Eng.	1971-63	12 Volt	DR	DD	12	3974N	6356N
Cummins Eng.		24 Volt	DR	DD	24	3745N	6370N
Cummins K	1988-82	Std. 50MT	DR	DD	24	4930N	
Cummins K	1981-79	Std. 50MT	DR	DD	24	4930N	
Cummins K	1978-77	Std. 50MT	DR	DD	24	4930N	
Cummins NH Eng.	1978-72	12 Volt	DR	DD	12	3974N	6356N
Cummins NH Eng.		24 Volt	DR	DD	24	3745N	6370N
Cummins NTC Eng.	1990-86	Opt 42MT, 12V, w/OCP	DR	DD	12	6554N	6924N
Cummins NTC Eng.		Std. 42MT, 12V, w/o OCP	DR	DD	12	6511N	6924N
Cummins NTC Eng.	1985-80	12 Volt	DR	DD	12	3974N	6356N
Cummins NTC Eng.		24 Volt	DR	DD	24	3745N	6370N
Cummins NTC Eng.	1979	12 Volt	DR	DD	12	3974N	6356N
Cummins NTC Eng.		24 Volt	DR	DD	24	3745N	6370N
Cummins V8-210	1978-72	12 Volt	DR	DD	12	3339N	18572N
Cummins V8-210		24 Volt	DR	DD	24	3745N	6370N
Cummins V-903	1981-80	12 Volt	DR	DD	12	3974N	6356N
Cummins V-903		24 Volt	DR	DD	24	3745N	6370N
Cummins V-903	1979	24 Volt	DR	DD	24	3745N	6370N
Cummins V-903	1979-72	12 Volt	DR	DD	12	3974N	6356N
Cummins V-903	1978-72	24 Volt	DR	DD	24	3745N	6370N
DD 12V-71	1982-73	Std. 50MT	DR	DD	24	4930N	
DD 12V-71	1972	Std. 50MT	DR	DD	24	4930N	
DD 12V-71	1971-67	50MT, 24V	DR	DD	24	4930N	
DD 60 Series	1990-87	Opt 42MT, 12V, w/OCP	DR	DD	12	6554N	6924N
DD 60 Series		Std. 42MT, 12V, w/o OCP	DR	DD	12	6511N	6924N
DD 6171N	1971-63	Std. 40MT	DR	PLGR	12	6924N	
DD 6V-53		Std. 40MT	DR	PLGR	12	6924N	
DD 6V-71	1990	Opt. 42MT (12V, w/OCP)	DR	DD	12	6513N	6924N
DD 6V-71		Std. 42MT	DR	DD	12	6356N	6924N
DD 6V-71	1971-63	Std. 40MT	DR	DD	12	3974N	6356N
DD 6V-92	1990-86	Opt 42MT, 12V, w/OCP	DR	DD	12	6554N	6924N
DD 6V-92		Std. 42MT, 12V, w/o OCP	DR	DD	12	6511N	6924N
DD 6V-92	1985-80	12 Volt	DR	DD	12	3974N	6356N
DD 6V-92		24 Volt	DR	DD	24	3745N	6370N
DD 6V-92	1979	12 Volt	DR	DD	12	3974N	6356N
DD 6V-92		24 Volt	DR	DD	24	3745N	6370N
DD 8V-53	1971-67	Std. 40MT	DR	PLGR	12	6924N	
DD 8V-71	1986-80	12 Volt	DR	DD	12	3974N	6356N
DD 8V-71		24 Volt	DR	DD	24	3745N	6370N
DD 8V-71	1979	12 Volt	DR	DD	12	3974N	6356N
DD 8V-71		24 Volt	DR	DD	24	3745N	6370N
DD 8V-71	1978-72	Std. 40MT	DR	DD	12	3974N	6356N
DD 8V-71	1971-63	Std. 40MT (12V)	DR	PLGR	12	6924N	
DD 8V-92	1990-86	Opt. 50MT	DR	DD	24	4930N	
DD 8V-92		Std. 50MT	DR	DD	12	3905N	
DD 8V-92	1985-83	Opt. 50MT	DR	DD	24	4930N	
DD 8V-92	1985-80	Std. 50MT	DR	DD	24	4930N	
DD 8V-92	1982	Std. 50MT	DR	DD	24	4930N	
DD 8V-92	1979	Std. 50MT	DR	DD	24	4930N	

STARTERS

ENGINE	YEAR	APPLICATION	Mfg	Type	Volt	PART NO.	OPT. NO.
Plymouth							
PB200							
L6 3.7L 3687cc 225cid	1980	VIN N	ND	OSGR	12	17466N	
V8 5.2L 5211cc 318cid		VIN E	ND	OSGR	12	17466N	
V8 5.2L 5211cc 318cid		VIN P	ND	OSGR	12	17466N	
V8 5.9L 360cid		VIN T	ND	OSGR	12	17466N	
PB250							
L6 3.7L 3687cc 225cid	1983	VIN H, OE# 4111855	ND	OSGR	12	17466N	
L6 3.7L 3687cc 225cid		VIN H, OE# 4145359	ND	OSGR	12	17466N	
L6 3.7L 3687cc 225cid		VIN H, OE# 4145360	ND	OSGR	12	17466N	
L6 3.7L 3687cc 225cid	1982	VIN E, OE# 4111855	ND	OSGR	12	17466N	
L6 3.7L 3687cc 225cid		VIN E, OE# 4145359	ND	OSGR	12	17466N	
L6 3.7L 3687cc 225cid		VIN E, OE# 4145360	ND	OSGR	12	17466N	
L6 3.7L 3687cc 225cid	1981	VIN E	ND	OSGR	12	17466N	
V8 5.2L 5211cc 318cid	1983	VIN T, OE# 4111855	ND	OSGR	12	17466N	
V8 5.2L 5211cc 318cid		VIN T, OE# 4145359	ND	OSGR	12	17466N	
V8 5.2L 5211cc 318cid		VIN T, OE# 4145360	ND	OSGR	12	17466N	
V8 5.2L 5211cc 318cid		VIN U, OE# 4111855	ND	OSGR	12	17466N	
V8 5.2L 5211cc 318cid		VIN U, OE# 4145359	ND	OSGR	12	17466N	
V8 5.2L 5211cc 318cid		VIN U, OE# 4145360	ND	OSGR	12	17466N	
V8 5.2L 5211cc 318cid	1982	VIN P, OE# 4111855	ND	OSGR	12	17466N	
V8 5.2L 5211cc 318cid		VIN P, OE# 4145359	ND	OSGR	12	17466N	
V8 5.2L 5211cc 318cid		VIN P, OE# 4145360	ND	OSGR	12	17466N	
V8 5.2L 5211cc 318cid		VIN R, OE# 4111855	ND	OSGR	12	17466N	
V8 5.2L 5211cc 318cid		VIN R, OE# 4145359	ND	OSGR	12	17466N	
V8 5.2L 5211cc 318cid		VIN R, OE# 4145360	ND	OSGR	12	17466N	
V8 5.2L 5211cc 318cid	1981	VIN P	ND	OSGR	12	17466N	
V8 5.2L 5211cc 318cid		VIN R	ND	OSGR	12	17466N	
V8 5.9L 360cid		VIN T	ND	OSGR	12	17466N	
PB300							
V8 5.2L 5211cc 318cid	1980	VIN E	ND	OSGR	12	17466N	
V8 5.9L 360cid		VIN T	ND	OSGR	12	17466N	
PB350							
V8 5.2L 5211cc 318cid	1983	VIN T, OE# 4111855	ND	OSGR	12	17466N	
V8 5.2L 5211cc 318cid		VIN T, OE# 4145359	ND	OSGR	12	17466N	
V8 5.2L 5211cc 318cid		VIN T, OE# 4145360	ND	OSGR	12	17466N	
V8 5.2L 5211cc 318cid		VIN U, OE# 4111855	ND	OSGR	12	17466N	
V8 5.2L 5211cc 318cid		VIN U, OE# 4145359	ND	OSGR	12	17466N	
V8 5.2L 5211cc 318cid		VIN U, OE# 4145360	ND	OSGR	12	17466N	
V8 5.2L 5211cc 318cid	1982	VIN P, OE# 4111855	ND	OSGR	12	17466N	
V8 5.2L 5211cc 318cid		VIN P, OE# 4145359	ND	OSGR	12	17466N	
V8 5.2L 5211cc 318cid		VIN P, OE# 4145360	ND	OSGR	12	17466N	
V8 5.2L 5211cc 318cid		VIN R, OE# 4111855	ND	OSGR	12	17466N	
V8 5.2L 5211cc 318cid		VIN R, OE# 4145359	ND	OSGR	12	17466N	
V8 5.2L 5211cc 318cid		VIN R, OE# 4145360	ND	OSGR	12	17466N	
V8 5.2L 5211cc 318cid	1981	VIN P	ND	OSGR	12	17466N	
V8 5.2L 5211cc 318cid		VIN R	ND	OSGR	12	17466N	
V8 5.9L 360cid	1983	VIN 1, OE# 4111855	ND	OSGR	12	17466N	
V8 5.9L 360cid		VIN 1, OE# 4145359	ND	OSGR	12	17466N	
V8 5.9L 360cid		VIN 1, OE# 4145360	ND	OSGR	12	17466N	
V8 5.9L 360cid		VIN W, OE# 4111855	ND	OSGR	12	17466N	
V8 5.9L 360cid		VIN W, OE# 4145359	ND	OSGR	12	17466N	
V8 5.9L 360cid		VIN W, OE# 4145360	ND	OSGR	12	17466N	
V8 5.9L 360cid	1982	VIN T, OE# 4111855	ND	OSGR	12	17466N	
V8 5.9L 360cid		VIN T, OE# 4145359	ND	OSGR	12	17466N	
V8 5.9L 360cid		VIN T, OE# 4145360	ND	OSGR	12	17466N	
V8 5.9L 360cid		VIN U, OE# 4111855	ND	OSGR	12	17466N	
V8 5.9L 360cid		VIN U, OE# 4145359	ND	OSGR	12	17466N	
V8 5.9L 360cid		VIN U, OE# 4145360	ND	OSGR	12	17466N	
V8 5.9L 360cid	1981	VIN T	ND	OSGR	12	17466N	
Prevost							
Bus Models (By Engine)							
DD 60 Series	2007-99	Mitsubishi Starter	MI	PLGR	24	19535N	6837N

STARTERS

STARTERS

ENGINE	YEAR	APPLICATION	Mfg	Type	Volt	PART NO.	OPT. NO.
Prevost (Cont'd)							
Truck Models (By Engine)							
C-16	2007-98	Delco 39MT / 24V, w/IMS	DR	PLGR	24	6853N	
C-16		Delco 39MT / 24V, w/o IMS	DR	PLGR	24	6853N	
C-16		Opt.39MT Service repl., w/IMS, OCP & Rotatable DEH ..	DR	PLGR	24	6837N	
Detroit DD-60 Series	2008-98	Delco 39MT / 24V, w/IMS	DR	PLGR	24	6853N	
Detroit DD-60 Series		Delco 39MT / 24V, w/o IMS	DR	PLGR	24	6853N	
Detroit DD-60 Series		Opt.39MT Service repl., w/IMS, OCP & Rotatable DEH ..	DR	PLGR	24	6837N	
Ram							
2500							
V8 5.7L 345cid	2014	Std. Unit	MI	PMGR	12	17948N	
V8 5.7L 345cid	2013-11	Std. Unit	MI	PMGR	12	17948N	
3500							
V8 5.7L 345cid	2014	Std. Unit	MI	PMGR	12	17948N	
V8 5.7L 345cid	2013-11	Std. Unit	MI	PMGR	12	17948N	
Renault							
Buses							
MIDR 06.02.12	1990	BO PLGR, 24V/10T	BO	PLGR	24	30127N	
G170							
MIDR 06.02.12	1990-83	BO PLGR, 24V/10T	BO	PLGR	24	30127N	
JE13							
797	1990-75	BO PLGR, 24V/10T	BO	PLGR	24	30127N	
798	1986-82	BO PLGR, 24V/10T	BO	PLGR	24	30127N	
MIDR 06.02.12	1991-83	BO PLGR, 24V/10T	BO	PLGR	24	30127N	
MIDS 06.02.12	1991-86	BO PLGR, 24V/10T	BO	PLGR	24	30127N	
JE15							
797	1990-83	BO PLGR, 24V/10T	BO	PLGR	24	30127N	
MIDR 06.02.12	1991-85	BO PLGR, 24V/10T	BO	PLGR	24	30127N	
MIDS 06.02.12	1991-86	BO PLGR, 24V/10T	BO	PLGR	24	30127N	
JE9/11							
797	1982-75	BO PLGR, 24V/10T	BO	PLGR	24	30127N	
798	1984-78	BO PLGR, 24V/10T	BO	PLGR	24	30127N	
MIDR 06.02.12	1990-85	BO PLGR, 24V/10T	BO	PLGR	24	30127N	
Kerax							
10800cc	2012-05	Mits. PLGR, 24V / 11T	MI	PLGR	24	33311N	
dcid 11, 11.1L Diesel	2013-97	Various Models, Mits. PLGR, 24V / 11T	MI	PLGR	24	30740N	
Various Eng.		Various Models, Mits., 24V / 12T	MI	PLGR	12	33307N	
Midliner							
797	1990-83	BO PLGR, 24V/10T	BO	PLGR	24	30127N	
MIDR 06.02.12	1996-82	BO PLGR, 24V/10T	BO	PLGR	24	30127N	
MIDR 06.02.26	2001-92	BO PLGR, 24V/10T	BO	PLGR	24	30127N	
MIDS 06.02.12	2001-86	BO PLGR, 24V/10T	BO	PLGR	24	30127N	
Various Eng.	2000-84	Various Models, Iskra PLGR, 24V / 10T	BO	PLGR	24	30127N	
Midlum							
dcid 4	2006-01	BO PLGR, 24V/10T	BO	PLGR	24	30127N	
dcid 6		BO PLGR, 24V/10T	BO	PLGR	24	30127N	
MIDR 04.02.26	2001-00	BO PLGR, 24V/10T	BO	PLGR	24	30127N	
MIDR 06.02.26		BO PLGR, 24V/10T	BO	PLGR	24	30127N	
Various Eng.	2013-00	Various Models, Iskra PLGR, 24V / 10T	BO	PLGR	24	30127N	
Premium							
dcid 11, 11.1L Diesel	2006-98	260 - 420 Models, Mits. PLGR, 24V / 11T	MI	PLGR	24	30740N	
dcid 6	2006-00	BO PLGR, 24V/10T	BO	PLGR	24	30127N	
MIDR 06.02.26	2001-96	BO PLGR, 24V/10T	BO	PLGR	24	30127N	
Various Eng.	2006-98	260 - 420 models, w/Mits., 24V / 12T	MI	PLGR	24	30028N	
Various Eng.	2005-97	210 - 250 models, Iskra PLGR, 24V / 10T	BO	PLGR	24	30127N	
Various Eng.		210 - 250 models, w/Mits., 24V / 12T	MI	PLGR	24	30028N	
S130							
797	1991-85	BO PLGR, 24V/10T	BO	PLGR	24	30127N	

STARTERS

ENGINE	YEAR	APPLICATION	Mfg	Type	Volt	PART NO.	OPT. NO.
Renault (Cont'd)							
S150							
798	1986-83	BO PLGR, 24V/10T	BO	PLGR	24	30127N	
Schluter							
Euro Trac							
Various Eng.	1990	All	BO	DD	24	30104N	
Star							
8.125							
D 0824	1998	Std. Unit	BO	PLGR	24	30128N	30115N
12.155							
D 0824	1998	Std. Unit	BO	PLGR	24	30128N	30115N
12.157							
D 0824	1998	Std. Unit	BO	PLGR	24	30128N	30115N
Sterling							
Acterra 5500							
6 Cyl. 8.3L 505cid	2008	38MT w/IMS	DR	PLGR	12	6859N	6907N
6 Cyl. 8.3L 505cid		Opt. LN PLGR, 12V, w/OCP & IMS	DR	PLGR	12	6919N	
6 Cyl. 8.3L 505cid		Opt.38MT / 10T, w/IMS, w/o OCP	DR	PLGR	12	6809N	
Cummins ISB, 6.7L Diesel.	2008-07	Denso PLGR, 12V / 13T	ND	PLGR	12	19029N	
Cummins ISC, 8.3L	2003-01	Std. 42MT (w/IMS)	DR	DD	12	6356N	6924N
L6 7.2L 441cid	2007-05	38MT w/IMS	DR	PLGR	12	6859N	6907N
L6 7.2L 441cid	2007-04	Opt. 42MT (12V, w/OCP)	DR	DD	12	6513N	6924N
L6 7.2L 441cid		Opt. 42MT HD, w/OCP & IMS	DR	PLGR	12	6924N	
L6 7.2L 441cid		Std. 38MT/ 12T, w/IMS, w/o OCP	DR	PLGR	12	6859N	6907N
L6 7.2L 441cid		Std. 42MT	DR	DD	12	6356N	6924N
L6 8.3L 505cid		38MT w/IMS	DR	PLGR	12	6859N	6907N
L6 8.3L 505cid		Opt.38MT / 10T, w/IMS, w/o OCP	DR	PLGR	12	6809N	
L6 8.3L 505cid	2007-01	Opt. LN PLGR, 12V, w/OCP & IMS	DR	PLGR	12	6919N	
Acterra 6500							
6 Cyl. 8.3L 505cid	2008	38MT w/IMS	DR	PLGR	12	6859N	6907N
6 Cyl. 8.3L 505cid		Opt. LN PLGR, 12V, w/OCP & IMS	DR	PLGR	12	6919N	
6 Cyl. 8.3L 505cid		Opt.38MT / 10T, w/IMS, w/o OCP	DR	PLGR	12	6809N	
Cummins ISB, 6.7L Diesel.	2008-07	Denso PLGR, 12V / 13T	ND	PLGR	12	19029N	
Cummins ISC, 8.3L	2003-01	Std. 42MT (w/IMS)	DR	DD	12	6356N	6924N
L6 7.2L 441cid	2007-05	38MT w/IMS	DR	PLGR	12	6859N	6907N
L6 7.2L 441cid	2007-04	Opt. 42MT (12V, w/OCP)	DR	DD	12	6513N	6924N
L6 7.2L 441cid		Opt. 42MT HD, w/OCP & IMS	DR	PLGR	12	6924N	
L6 7.2L 441cid		Std. 38MT/ 12T, w/IMS, w/o OCP	DR	PLGR	12	6859N	6907N
L6 7.2L 441cid		Std. 42MT	DR	DD	12	6356N	6924N
L6 8.3L 505cid		38MT w/IMS	DR	PLGR	12	6859N	6907N
L6 8.3L 505cid		Opt.38MT / 10T, w/IMS, w/o OCP	DR	PLGR	12	6809N	
L6 8.3L 505cid	2007-01	Opt. LN PLGR, 12V, w/OCP & IMS	DR	PLGR	12	6919N	
Acterra 7500							
6 Cyl. 8.3L 505cid	2008	38MT w/IMS	DR	PLGR	12	6859N	6907N
6 Cyl. 8.3L 505cid		Opt. LN PLGR, 12V, w/OCP & IMS	DR	PLGR	12	6919N	
6 Cyl. 8.3L 505cid		Opt.38MT / 10T, w/IMS, w/o OCP	DR	PLGR	12	6809N	
Cummins ISB, 6.7L Diesel.	2008-07	Denso PLGR, 12V / 13T	ND	PLGR	12	19029N	
Cummins ISC, 8.3L	2003-01	Std. 42MT (w/IMS)	DR	DD	12	6356N	6924N
L6 7.2L 441cid	2007-05	38MT w/IMS	DR	PLGR	12	6859N	6907N
L6 7.2L 441cid	2007-04	Opt. 42MT (12V, w/OCP)	DR	DD	12	6513N	6924N
L6 7.2L 441cid		Opt. 42MT HD, w/OCP & IMS	DR	PLGR	12	6924N	
L6 7.2L 441cid		Std. 38MT/ 12T, w/IMS, w/o OCP	DR	PLGR	12	6859N	6907N
L6 7.2L 441cid		Std. 42MT	DR	DD	12	6356N	6924N
L6 8.3L 505cid		38MT w/IMS	DR	PLGR	12	6859N	6907N
L6 8.3L 505cid		Opt.38MT / 10T, w/IMS, w/o OCP	DR	PLGR	12	6809N	
L6 8.3L 505cid	2007-01	Opt. LN PLGR, 12V, w/OCP & IMS	DR	PLGR	12	6919N	
Acterra 8500							
Caterpillar C7, 7.2L Diesel.	2007-05	38MT w/IMS	DR	PLGR	12	6859N	6907N
Cummins ISB, 6.7L Diesel.	2008-07	Denso PLGR, 12V / 13T	ND	PLGR	12	19029N	
Cummins ISC, 8.3L	2008-04	38MT w/IMS	DR	PLGR	12	6859N	6907N
Cummins ISC, 8.3L		Opt.38MT / 10T, w/IMS, w/o OCP	DR	PLGR	12	6809N	

STARTERS

STARTERS

ENGINE	YEAR	APPLICATION	Mfg	Type	Volt	PART NO.	OPT. NO.
Sterling (Cont'd)							
Acterra 8500 (Cont'd)							
Cummins ISC, 8.3L	2008-01	Opt. LN PLGR, 12V, w/OCP & IMS	DR	PLGR	12	6919N	
Cummins ISC, 8.3L	2003-01	Std. 42MT (w/IMS)	DR	DD	12	6356N	6924N
Acterra M5500 / 6500 / 7500 / 8500							
Caterpillar 3126	2004-01	Delco 37MT	DR	DD	12	6752N	
Caterpillar 3126		Denso OSGR Replacement	ND	OSGR	12	18989N	6668N
Caterpillar 3126		Opt. 41MT	DR	DD	12	6667N	
Caterpillar 3126		Opt. 41MT (w/OCP)	DR	DD	12	6668N	18989N
Caterpillar C7, 7.2L	2007-04	Opt. 42MT (12V, w/OCP)	DR	DD	12	6513N	6924N
Caterpillar C7, 7.2L		Opt. 42MT HD, w/OCP & IMS	DR	PLGR	12	6924N	
Caterpillar C7, 7.2L		Std. 42MT	DR	DD	12	6356N	6924N
Caterpillar C-7, 7.2L		Std. 38MT/ 12T, w/IMS, w/o OCP	DR	PLGR	12	6859N	6907N
Cummins 5.9L ISB	2007-02	Std. 29MT	DR	PLGR	12	6840N	
Cummins 5.9L ISB	2001	Delco 28MT (Std.)	DR	OSGR	12	6573N	6840N
Cummins 5.9L ISB		Delco 29MT (Opt. 28MT Repl.)	DR	PLGR	12	6840N	
Cummins 5.9L ISB		Denso OSGR (Opt. 28MT Repl.)	ND	OSGR	12	16990N	
Cummins 5.9L ISB		LN M93R (Opt. 28MT Repl.)	DR	OSGR	12	6573N	6840N
Cummins 8.3L ISC	2008-01	Opt. 39MT (w/IMS)	DR	PLGR	12	6907N	
Cummins 8.3L ISC		Opt. 39MT (w/OCP)	DR	PLGR	12	6919N	
Cummins 8.3L ISC		Opt. 39MT (w/OCP, w/IMS)	DR	PLGR	12	6821N	6907N
Cummins 8.3L ISC		Opt. 39MT, No IMS, No OCP	DR	PLGR	12	6907N	
Cummins 8.3L ISC		Opt. 39MT Service repl., w/IMS, OCP & Rotatable DEH ..	DR	PLGR	12	6907N	
Cummins 8.3L ISC	2007-01	Opt. 37MT (w/OCP)	DR	DD	12	6394N	6919N
Cummins 8.3L ISC		Opt. 41MT (w/OCP)	DR	PLGR	12	6919N	
Cummins 8.3L ISC		Opt. 41MT, w/o OCP	DR	DD	12	6630N	6907N
Cummins 8.3L ISC		Opt. 42MT (w/OCP)	DR	DD	12	6777N	6907N
Cummins 8.3L ISC		Opt. 39MT service repl. w/IMS	DR	PLGR	12	6908N	6908N
Mercedes MBE900	2008	38MT (MBR926)	DR	PLGR	12	6831N	
Mercedes MBE900	2008-01	Opt. Denso OSGR, 12V / 11T	ND	OSGR	12	18554N	
Mercedes MBE900	2007-01	Opt. 29MT (MBR904, 906)	DR	PLGR	12	6842N	
Mercedes MBE900		Opt. 38MT (MBR926)	DR	PLGR	12	6831N	
Mercedes MBE900		Std. 28MT	DR	OSGR	12	6610N	6842N
Mercedes OM906LA, 6.4L	2008-01	Opt. Denso OSGR, 12V / 11T	ND	OSGR	12	18554N	
A-Line							
Cummins ISL, 8.9L Diesel.	2003-99	38MT w/IMS	DR	PLGR	12	6859N	6907N
A-Line A9500 / AT9500							
Cat. C13 ACERT, 12.5L Diesel.	2008-07	Std. 39MT w/o IMS	DR	PLGR	12	6919N	
Cat. C15 ACERT, 15.2L Diesel.	2008-04	Std. 39MT w/o IMS	DR	PLGR	12	6919N	
Caterpillar 3406	2000-99	Opt 42MT, 12V, w/OCP	DR	DD	12	6554N	6924N
Caterpillar 3406		Std. 42MT, 12V, w/o OCP	DR	DD	12	6511N	6924N
Caterpillar C-10	2004-99	Opt. 42MT (12V, w/OCP)	DR	DD	12	6513N	6924N
Caterpillar C-10		Opt. Denso PLGR Replacement	ND	PLGR	12	18571N	6924N
Caterpillar C-10		Std. 42MT	DR	DD	12	6356N	6924N
Caterpillar C10, 10.3L		Opt. 42MT HD, w/OCP & IMS	DR	PLGR	12	6924N	
Caterpillar C-11	2008-07	Opt. 39MT/Rotatable DEH, w/OCP & IMS	DR	PLGR	12	6911N	6924N
Caterpillar C-11		Opt. 39MT Serv. Repl., w/IMS, OCP & Rot. DEH	DR	PLGR	12	6924N	
Caterpillar C-11		Opt. 39MT Service repl., w/IMS, OCP & Rotatable DEH ..	DR	PLGR	12	6919N	
Caterpillar C-11		Std. 39MT w/IMS	DR	PLGR	12	6910N	6919N
Caterpillar C-11		Std. 39MT w/o IMS	DR	PLGR	12	6919N	
Caterpillar C-11	2007-04	Opt 42MT, 12V, w/OCP	DR	DD	12	6554N	6924N
Caterpillar C-11		Opt. Denso OSGR Replacement	ND	OSGR	12	19501N	6924N
Caterpillar C-11		Opt. LN Replacement	DR	PLGR	12	6924N	
Caterpillar C-11		Std. 42MT, 12V, w/o OCP	DR	DD	12	6511N	6924N
Caterpillar C-12	2004-99	Opt. 42MT (12V, w/OCP)	DR	DD	12	6513N	6924N
Caterpillar C-12		Std. 42MT	DR	DD	12	6356N	6924N
Caterpillar C12, 12.0L		Opt. 42MT HD, w/OCP & IMS	DR	PLGR	12	6924N	
Caterpillar C-13	2008-04	Opt. 39MT	DR	PLGR	12	6911N	6924N
Caterpillar C-13		Opt. 39MT (w/OCP)	DR	PLGR	12	6911N	6924N
Caterpillar C-13		Opt. 39MT Serv. Repl., w/IMS, OCP & Rot. DEH	DR	PLGR	12	6924N	
Caterpillar C-13	2007-04	Opt. 42MT (12V, w/OCP)	DR	DD	12	6513N	6924N
Caterpillar C-13		Opt. Denso OSGR Replacement	ND	OSGR	12	19501N	6924N
Caterpillar C-13		Opt. Denso PLGR Replacement	ND	PLGR	12	18571N	6924N
Caterpillar C-13		Std. 42MT	DR	DD	12	6356N	6924N

STARTERS

ENGINE	YEAR	APPLICATION	Mfg	Type	Volt	PART NO.	OPT. NO.
Sterling (Cont'd)							
A-Line A9500 / AT9500 (Cont'd)							
Caterpillar C13, 12.5L	2007-99	Opt. 42MT HD, w/OCP & IMS	DR	PLGR	12	6924N	
Caterpillar C-15	2008-99	Opt. 39MT	DR	PLGR	12	6911N	6924N
Caterpillar C-15		Opt. 39MT/Rotatable DEH, w/OCP & IMS	DR	PLGR	12	6911N	6924N
Caterpillar C-15		Opt. 42MT (12V, w/OCP)	DR	DD	12	6513N	6924N
Caterpillar C-15		Opt.39MT Serv. Repl., w/IMS, OCP & Rot. DEH	DR	PLGR	12	6924N	
Caterpillar C-15		Std. 42MT	DR	DD	12	6356N	6924N
Caterpillar C-15	2007-99	Opt. Denso OSGR Replacement	ND	OSGR	12	19501N	6924N
Caterpillar C-15		Opt. Denso PLGR Replacement	ND	PLGR	12	18571N	6924N
Caterpillar C15, 15.2L		Opt. 42MT HD, w/OCP & IMS	DR	PLGR	12	6924N	
Caterpillar C-16	2003-01	Opt. 39MT	DR	PLGR	12	6911N	6924N
Caterpillar C-16		Opt. 39MT/Rotatable DEH, w/OCP & IMS	DR	PLGR	12	6911N	6924N
Caterpillar C-16		Opt. 42MT (12V, w/OCP)	DR	DD	12	6513N	6924N
Caterpillar C-16		Opt. Denso OSGR Replacement	ND	OSGR	12	19501N	6924N
Caterpillar C-16		Opt. Denso PLGR Replacement	ND	PLGR	12	18571N	6924N
Caterpillar C-16		Opt.39MT Serv. Repl., w/IMS, OCP & Rot. DEH	DR	PLGR	12	6924N	
Caterpillar C-16		Std. 42MT	DR	DD	12	6356N	6924N
Caterpillar C16, 15.8L	2002-01	Opt. 42MT HD, w/OCP & IMS	DR	PLGR	12	6924N	
Cummins 8.9L ISL	2003-99	Opt. 37MT (w/OCP)	DR	DD	12	6394N	6919N
Cummins 8.9L ISL		Opt. 41MT, w/OCP	DR	PLGR	12	6919N	
Cummins 8.9L ISL		Std. 41MT	DR	DD	12	6613N	6919N
Cummins ISL, 8.9L		Opt. LN PLGR, 12V, w/OCP & IMS	DR	PLGR	12	6919N	
Cummins ISL, 8.9L		Opt.38MT / 10T, w/IMS, w/o OCP	DR	PLGR	12	6809N	
Cummins ISM		Opt. 39MT	DR	PLGR	12	6911N	6924N
Cummins ISM		Opt. 39MT/Rotatable DEH, w/OCP & IMS	DR	PLGR	12	6911N	6924N
Cummins ISM		Opt. 42MT (12V, w/OCP)	DR	DD	12	6513N	6924N
Cummins ISM		Opt. Denso OSGR Replacement	ND	OSGR	12	19501N	6924N
Cummins ISM		Opt. Denso PLGR Replacement	ND	PLGR	12	18571N	6924N
Cummins ISM		Opt.39MT Serv. Repl., w/IMS, OCP & Rot. DEH	DR	PLGR	12	6924N	
Cummins ISM		Std. 42MT	DR	DD	12	6356N	6924N
Cummins ISM, 10.8L		Opt. 42MT HD, w/OCP & IMS	DR	PLGR	12	6924N	
Cummins ISX		Opt. 39MT	DR	PLGR	12	6911N	6924N
Cummins ISX		Opt. 39MT/Rotatable DEH, w/OCP & IMS	DR	PLGR	12	6911N	6924N
Cummins ISX		Opt. 42MT (12V, w/OCP)	DR	DD	12	6513N	6924N
Cummins ISX		Opt. Denso OSGR Replacement	ND	OSGR	12	19503N	6924N
Cummins ISX		Opt. Denso PLGR Replacement	ND	PLGR	12	18571N	6924N
Cummins ISX		Opt.39MT Serv. Repl., w/IMS, OCP & Rot. DEH	DR	PLGR	12	6924N	
Cummins ISX		Std. 42MT	DR	DD	12	6356N	6924N
Cummins ISX10, 10.8L		Opt. 42MT HD, w/OCP & IMS	DR	PLGR	12	6924N	
Cummins M11		Opt. 39MT	DR	PLGR	12	6911N	6924N
Cummins M11		Opt. 39MT/Rotatable DEH, w/OCP & IMS	DR	PLGR	12	6911N	6924N
Cummins M11		Opt. 42MT (12V, w/OCP)	DR	DD	12	6513N	6924N
Cummins M11		Opt. Denso OSGR Replacement	ND	OSGR	12	19502N	6924N
Cummins M11		Opt. Denso PLGR Replacement	ND	PLGR	12	18571N	6924N
Cummins M11		Opt.39MT Serv. Repl., w/IMS, OCP & Rot. DEH	DR	PLGR	12	6924N	
Cummins M11		Std. 42MT	DR	DD	12	6356N	6924N
Cummins M11, 10.8L		Opt. 42MT HD, w/OCP & IMS	DR	PLGR	12	6924N	
Cummins N14		Opt. 39MT	DR	PLGR	12	6911N	6924N
Cummins N14		Opt. 39MT/Rotatable DEH, w/OCP & IMS	DR	PLGR	12	6911N	6924N
Cummins N14		Opt. 42MT (12V, w/OCP)	DR	DD	12	6513N	6924N
Cummins N14		Opt. Denso OSGR Replacement	ND	OSGR	12	19503N	6924N
Cummins N14		Opt. Denso PLGR Replacement	ND	PLGR	12	18571N	6924N
Cummins N14		Opt.39MT Serv. Repl., w/IMS, OCP & Rot. DEH	DR	PLGR	12	6924N	
Cummins N14		Std. 42MT	DR	DD	12	6356N	6924N
Cummins N14, 14.0L		Opt. 42MT HD, w/OCP & IMS	DR	PLGR	12	6924N	
DD 60 Series	2008-99	Opt. 39MT	DR	PLGR	12	6911N	6924N
DD 60 Series		Opt. 39MT/Rotatable DEH, w/OCP & IMS	DR	PLGR	12	6911N	6924N
DD 60 Series		Opt. 42MT (12V, w/OCP)	DR	DD	12	6513N	6924N
DD 60 Series		Opt. Denso PLGR Replacement	ND	PLGR	12	18571N	6924N
DD 60 Series		Opt.39MT Serv. Repl., w/IMS, OCP & Rot. DEH	DR	PLGR	12	6924N	
DD 60 Series		Std. 42MT	DR	DD	12	6356N	6924N
DD 60 Series	2007-99	Opt. Denso OSGR Replacement	ND	OSGR	12	19502N	6924N
DD Series 60, 11.1L	2007-00	Opt. 42MT HD, w/OCP & IMS	DR	PLGR	12	6924N	
DD60 Series	2008-07	Std. 39MT w/o IMS	DR	PLGR	12	6919N	
Mercedes MBE4000	2008-03	Opt. 39MT (HD Version, w/IMS, w/OCP)	DR	PLGR	12	6910N	6919N
Mercedes MBE4000		Opt. 39MT w/OCP, w/IMS	DR	PLGR	12	6910N	6919N
Mercedes MBE4000		Opt. 39MT w/OCP, w/o IMS	DR	PLGR	12	6910N	6919N

STARTERS

STARTERS

ENGINE	YEAR	APPLICATION	Mfg	Type	Volt	PART NO.	OPT. NO.
Sterling (Cont'd)							
A-Line A9500 / AT9500 (Cont'd)							
Mercedes MBE4000	2008-03	Opt. Mitsubishi Starter	MI	PLGR	12	19524N	6919N
Mercedes MBE4000		Opt.39MT Service repl., w/IMS, OCP & Rotatable DEH ..	DR	PLGR	12	6919N	
Mercedes MBE4000		Std. 39MT w/IMS	DR	PLGR	12	6910N	6919N
Mercedes MBE4000		Std. 39MT w/o IMS	DR	PLGR	12	6919N	
Mercedes MBE4000	2007-03	Opt. 42MT w/OCP	DR	DD	12	6896N	6919N
Mercedes MBE4000		Opt. Denso OSGR Replacement	ND	OSGR	12	19504N	6919N
Mercedes MBE4000		Std. 42MT	DR	PLGR	12	6907N	
Bullet 45							
6 Cyl. 6.7L 408cid	2007	Denso PLGR, 12V / 13T	ND	PLGR	12	19029N	
L6 6.7L 408cid	2010-08	Denso PLGR, 12V / 13T	ND	PLGR	12	19029N	
Bullet 55							
6 Cyl. 6.7L 408cid	2007	Denso PLGR, 12V / 13T	ND	PLGR	12	19029N	
L6 6.7L 408cid	2010-08	Denso PLGR, 12V / 13T	ND	PLGR	12	19029N	
Cargo SC7000 / SC8000							
Cummins 5.9L ISB	2006-02	Std. 29MT	DR	PLGR	12	6840N	
Cummins 5.9L ISB	2001-99	Delco 28MT (Std.)	DR	OSGR	12	6573N	6840N
Cummins 5.9L ISB		Delco 29MT (Opt. 28MT Repl.)	DR	PLGR	12	6840N	
Cummins 5.9L ISB		Denso OSGR (Opt. 28MT Repl.)	ND	OSGR	12	16990N	
Cummins 5.9L ISB		LN M93R (Opt. 28MT Repl.)	DR	OSGR	12	6573N	6840N
Condor							
Caterpillar 3126	2004-01	Delco 37MT	DR	DD	12	6752N	
Caterpillar 3126		Denso OSGR Replacement	ND	OSGR	12	18989N	6668N
Caterpillar 3126		Opt. 41MT	DR	DD	12	6667N	
Caterpillar 3126		Opt. 41MT (w/OCP)	DR	DD	12	6668N	18989N
Caterpillar 3406	2000-99	Opt 42MT, 12V, w/OCP	DR	DD	12	6554N	6924N
Caterpillar 3406		Std. 42MT, 12V, w/o OCP	DR	DD	12	6511N	6924N
Caterpillar C-10	2003-01	Opt. 42MT (12V, w/OCP)	DR	DD	12	6513N	6924N
Caterpillar C-10		Std. 42MT	DR	DD	12	6356N	6924N
Caterpillar C-10	2003-99	Opt. Denso PLGR Replacement	ND	PLGR	12	18571N	6924N
Caterpillar C10, 10.3L	2003-01	Opt. 42MT HD, w/OCP & IMS	DR	PLGR	12	6924N	
Caterpillar C-12		Opt. 42MT (12V, w/OCP)	DR	DD	12	6513N	6924N
Caterpillar C-12		Std. 42MT	DR	DD	12	6356N	6924N
Caterpillar C12, 12.0L		Opt. 42MT HD, w/OCP & IMS	DR	PLGR	12	6924N	
Cummins 8.9L ISL	2005-01	Opt. 37MT (w/OCP)	DR	DD	12	6394N	6919N
Cummins 8.9L ISL		Opt. 41MT, w/OCP	DR	PLGR	12	6919N	
Cummins 8.9L ISL		Std. 41MT	DR	DD	12	6613N	6919N
Cummins ISL, 8.9L		Opt. LN PLGR, 12V, w/OCP & IMS	DR	PLGR	12	6919N	
Cummins ISL, 8.9L		Opt.38MT / 10T, w/IMS, w/o OCP	DR	PLGR	12	6809N	
Cummins ISL, 8.9L Diesel.		38MT w/IMS	DR	PLGR	12	6859N	6907N
Cummins ISM		Opt. 39MT/Rotatable DEH, w/OCP & IMS	DR	PLGR	12	6911N	6924N
Cummins ISM		Opt. 42MT (12V, w/OCP)	DR	DD	12	6513N	6924N
Cummins ISM		Opt. Denso OSGR Replacement	ND	OSGR	12	19501N	6924N
Cummins ISM		Opt. Denso PLGR Replacement	ND	PLGR	12	18571N	6924N
Cummins ISM		Opt.39MT Serv. Repl., w/IMS, OCP & Rot. DEH	DR	PLGR	12	6924N	
Cummins ISM		Std. 42MT	DR	DD	12	6356N	6924N
Cummins ISM, 10.8L	2005-04	Opt. 42MT HD, w/OCP & IMS	DR	PLGR	12	6924N	
Cummins ISM, 10.8L	2003-01	Opt. 42MT HD, w/OCP & IMS	DR	PLGR	12	6924N	
Cummins ISX	2005-01	Opt. 39MT	DR	PLGR	12	6911N	6924N
Cummins ISX		Opt. 39MT/Rotatable DEH, w/OCP & IMS	DR	PLGR	12	6911N	6924N
Cummins ISX		Opt. 42MT (12V, w/OCP)	DR	DD	12	6513N	6924N
Cummins ISX		Opt. Denso OSGR Replacement	ND	OSGR	12	19503N	6924N
Cummins ISX		Opt. Denso PLGR Replacement	ND	PLGR	12	18571N	6924N
Cummins ISX		Opt.39MT Serv. Repl., w/IMS, OCP & Rot. DEH	DR	PLGR	12	6924N	
Cummins ISX		Std. 42MT	DR	DD	12	6356N	6924N
Cummins ISX10, 10.8L	2005-04	Opt. 42MT HD, w/OCP & IMS	DR	PLGR	12	6924N	
Cummins ISX10, 10.8L	2003-01	Opt. 42MT HD, w/OCP & IMS	DR	PLGR	12	6924N	
L7500							
Cummins ISC, 8.3L	2008-99	Std. 42MT (w/IMS)	DR	DD	12	6356N	6924N
Cummins ISL, 8.9L	2008-07	Std. 42MT (w/IMS)	DR	DD	12	6356N	6924N
Cummins ISX10, 10.8L		Std. 42MT (w/IMS)	DR	DD	12	6356N	6924N
DD 60 Series Diesel.	2008-01	Std. 42MT, 12V, w/o OCP	DR	DD	12	6511N	6924N
DD 60 Series Diesel.		Std. 42MT, 12V, w/o OCP	DR	DD	12	6554N	6924N
L6 7.2L 441cid	2008-05	38MT w/IMS	DR	PLGR	12	6859N	6907N

STARTERS

ENGINE	YEAR	APPLICATION	Mfg	Type	Volt	PART NO.	OPT. NO.
Sterling (Cont'd)							
L7500 (Cont'd)							
L6 7.2L 441cid	2008-05	38MT/ 12T, w/IMS	DR	PLGR	12	6859N	6907N
L6 7.2L 441cid		Caterpillar C-7, 38MT/ 10T, w/IMS	DR	PLGR	12	6807N	
L6 7.2L 441cid		Opt. 42MT (12V, w/OCP)	DR	DD	12	6513N	6924N
L6 7.2L 441cid		Opt. 42MT, HD, w/OCP, w/IMS	DR	PLGR	12	6924N	
L6 7.2L 441cid		Std. 42MT	DR	DD	12	6356N	6924N
L6 8.3L 505cid	2008-99	38MT w/IMS	DR	PLGR	12	6859N	6907N
L-Line							
6 Cyl. 7.2L 441cid	2008-05	38MT/ 12T, w/IMS	DR	PLGR	12	6859N	6907N
6 Cyl. 7.2L 441cid		Caterpillar C-7, 38MT/ 10T, w/IMS	DR	PLGR	12	6807N	
6 Cyl. 7.2L 441cid		Opt. 42MT (12V, w/OCP)	DR	DD	12	6513N	6924N
6 Cyl. 7.2L 441cid		Opt. 42MT, HD, w/OCP, w/IMS	DR	PLGR	12	6924N	
6 Cyl. 7.2L 441cid		Std. 42MT	DR	DD	12	6356N	6924N
6 Cyl. 8.3L 505cid	2008-99	Opt.38MT / 10T, w/IMS, w/o OCP	DR	PLGR	12	6809N	
L-Line 7500 / 8000 / 8500 / 9500							
Caterpillar 3126	2004-99	Delco 37MT	DR	DD	12	6752N	
Caterpillar 3126		Denso OSGR Replacement	ND	OSGR	12	18989N	6668N
Caterpillar 3126		Opt. 41MT	DR	DD	12	6667N	
Caterpillar 3126		Opt. 41MT (w/OCP)	DR	DD	12	6668N	18989N
Caterpillar 3306	2000-99	w/42MT	DR	DD	12	6516N	6566N
Caterpillar 3306		w/42MT (w/OCP)	DR	DD	12	6566N	
Caterpillar 3406		Opt 42MT, 12V, w/OCP	DR	DD	12	6554N	6924N
Caterpillar 3406		Std. 42MT, 12V, w/o OCP	DR	DD	12	6511N	6924N
Caterpillar C-10	2004-99	Opt. 42MT (12V, w/OCP)	DR	DD	12	6513N	6924N
Caterpillar C-10		Std. 42MT	DR	DD	12	6356N	6924N
Caterpillar C-10	2003-99	Opt. Denso PLGR Replacement	ND	PLGR	12	18571N	6924N
Caterpillar C10, 10.3L		Opt. 42MT HD, w/OCP & IMS	DR	PLGR	12	6924N	
Caterpillar C-11	2007-06	Opt 42MT, 12V, w/OCP	DR	DD	12	6554N	6924N
Caterpillar C-11	2007-05	Opt. Denso OSGR Replacement	ND	OSGR	12	19501N	6924N
Caterpillar C-11		Opt. LN Replacement	DR	PLGR	12	6924N	
Caterpillar C-11		Std. 42MT, 12V, w/o OCP	DR	DD	12	6511N	6924N
Caterpillar C-11	2005	Opt. 42MT (w/OCP)	DR	DD	12	6554N	6924N
Caterpillar C-12	2004-99	Opt. 42MT (12V, w/OCP)	DR	DD	12	6513N	6924N
Caterpillar C-12		Std. 42MT	DR	DD	12	6356N	6924N
Caterpillar C12, 12.0L		Opt. 42MT HD, w/OCP & IMS	DR	PLGR	12	6924N	
Caterpillar C-13	2008-05	Opt. 39MT	DR	PLGR	12	6911N	6924N
Caterpillar C-13		Opt. 39MT (w/OCP)	DR	PLGR	12	6911N	6924N
Caterpillar C-13		Opt. 42MT (12V, w/OCP)	DR	DD	12	6513N	6924N
Caterpillar C-13		Opt. Denso OSGR Replacement	ND	OSGR	12	19501N	6924N
Caterpillar C-13		Opt. Denso PLGR Replacement	ND	PLGR	12	18571N	6924N
Caterpillar C-13		Opt.39MT Serv. Repl., w/IMS, OCP & Rot. DEH	DR	PLGR	12	6924N	
Caterpillar C-13		Std. 42MT	DR	DD	12	6356N	6924N
Caterpillar C13, 12.5L	2007-05	Opt. 42MT HD, w/OCP & IMS	DR	PLGR	12	6924N	
Caterpillar C13, 12.5L Diesel.	2008-05	38MT w/IMS	DR	PLGR	12	6859N	6907N
Caterpillar C-15	2008-99	Opt. 39MT	DR	PLGR	12	6911N	6924N
Caterpillar C-15		Opt. 39MT/Rotatable DEH, w/OCP & IMS	DR	PLGR	12	6911N	6924N
Caterpillar C-15		Opt. 42MT (12V, w/OCP)	DR	DD	12	6513N	6924N
Caterpillar C-15		Opt. Denso OSGR Replacement	ND	OSGR	12	19501N	6924N
Caterpillar C-15		Opt. Denso PLGR Replacement	ND	PLGR	12	18571N	6924N
Caterpillar C-15		Opt.39MT Serv. Repl., w/IMS, OCP & Rot. DEH	DR	PLGR	12	6924N	
Caterpillar C-15		Std. 42MT	DR	DD	12	6356N	6924N
Caterpillar C15, 15.2L	2007-99	Opt. 42MT HD, w/OCP & IMS	DR	PLGR	12	6924N	
Caterpillar C-16	2003	Opt. 39MT	DR	PLGR	12	6911N	6924N
Caterpillar C-16		Opt. 39MT/Rotatable DEH, w/OCP & IMS	DR	PLGR	12	6911N	6924N
Caterpillar C-16		Opt. 42MT (12V, w/OCP)	DR	DD	12	6513N	6924N
Caterpillar C-16		Opt. Denso OSGR Replacement	ND	OSGR	12	19501N	6924N
Caterpillar C-16		Opt. Denso PLGR Replacement	ND	PLGR	12	18571N	6924N
Caterpillar C-16		Opt.39MT Serv. Repl., w/IMS, OCP & Rot. DEH	DR	PLGR	12	6924N	
Caterpillar C-16		Std. 42MT	DR	DD	12	6356N	6924N
Caterpillar C16, 15.8L		Opt. 42MT HD, w/OCP & IMS	DR	PLGR	12	6924N	
Caterpillar C7, 7.2L	2008-05	38MT/ 10T, w/IMS	DR	PLGR	12	6807N	
Caterpillar C7, 7.2L		38MT/ 12T, w/IMS	DR	PLGR	12	6859N	6907N
Caterpillar C7, 7.2L		Opt. 42MT (12V, w/OCP)	DR	DD	12	6513N	6924N
Caterpillar C7, 7.2L		Opt. 42MT, HD, w/OCP, w/IMS	DR	PLGR	12	6924N	
Caterpillar C7, 7.2L		Std. 42MT	DR	DD	12	6356N	6924N

STARTERS

STARTERS

ENGINE	YEAR	APPLICATION	Mfg	Type	Volt	PART NO.	OPT. NO.
Sterling (Cont'd)							
L-Line 7500 / 8000 / 8500 / 9500 (Cont'd)							
Caterpillar C7, 7.2L	2007-05	Opt. 42MT HD, w/OCP & IMS	DR	PLGR	12	6924N	
Caterpillar C7, 7.2L Diesel.	2008-05	38MT w/IMS	DR	PLGR	12	6859N	6907N
Cummins 8.3L ISC	2008-99	Opt. 39MT (w/IMS)	DR	PLGR	12	6907N	
Cummins 8.3L ISC		Opt. 39MT (w/OCP)	DR	PLGR	12	6919N	
Cummins 8.3L ISC		Opt. 39MT (w/OCP, w/IMS)	DR	PLGR	12	6821N	6907N
Cummins 8.3L ISC		Opt. 39MT, No IMS, No OCP	DR	PLGR	12	6907N	
Cummins 8.3L ISC		Opt. 41MT (w/OCP)	DR	PLGR	12	6919N	
Cummins 8.3L ISC		Opt. 41MT, w/o OCP	DR	DD	12	6630N	6907N
Cummins 8.3L ISC		Opt. 42MT (w/OCP)	DR	DD	12	6777N	6907N
Cummins 8.3L ISC		Opt. 39MT service repl. w/IMS	DR	PLGR	12	6908N	6908N
Cummins 8.3L ISC		Opt. 39MT Service repl., w/IMS, OCP & Rotatable DEH ..	DR	PLGR	12	6907N	
Cummins 8.3L ISC	2007-99	Opt. 37MT (w/OCP)	DR	DD	12	6394N	6919N
Cummins 8.3L ISC	2006	Delco 39MT	DR	PLGR	12	6821N	6907N
Cummins ISC, 8.3L Diesel.	2008-04	9500CH Car Hauler, Std. 39MT w/o IMS	DR	PLGR	12	6919N	
Cummins ISC, 8.3L Diesel.	2008-99	38MT w/IMS	DR	PLGR	12	6859N	6907N
Cummins ISL, 8.9L	2007-01	Opt. LN PLGR, 12V, w/OCP & IMS	DR	PLGR	12	6919N	
Cummins M11	2001-99	Opt. 39MT	DR	PLGR	12	6911N	6924N
Cummins M11		Opt. 39MT/Rotatable DEH, w/OCP & IMS	DR	PLGR	12	6911N	6924N
Cummins M11		Opt. 42MT (12V, w/OCP)	DR	DD	12	6513N	6924N
Cummins M11		Opt. Denso OSGR Replacement	ND	OSGR	12	19502N	6924N
Cummins M11		Opt. Denso PLGR Replacement	ND	PLGR	12	18571N	6924N
Cummins M11		Opt. 39MT Serv. Repl., w/IMS, OCP & Rot. DEH	DR	PLGR	12	6924N	
Cummins M11		Std. 42MT	DR	DD	12	6356N	6924N
Cummins M11, 10.8L		Opt. 42MT HD, w/OCP & IMS	DR	PLGR	12	6924N	
Cummins N14	2003-99	Opt. 39MT	DR	PLGR	12	6911N	6924N
Cummins N14		Opt. 39MT/Rotatable DEH, w/OCP & IMS	DR	PLGR	12	6911N	6924N
Cummins N14		Opt. 42MT (12V, w/OCP)	DR	DD	12	6513N	6924N
Cummins N14		Opt. Denso OSGR Replacement	ND	OSGR	12	19503N	6924N
Cummins N14		Opt. Denso PLGR Replacement	ND	PLGR	12	18571N	6924N
Cummins N14		Opt. 39MT Serv. Repl., w/IMS, OCP & Rot. DEH	DR	PLGR	12	6924N	
Cummins N14		Std. 42MT	DR	DD	12	6356N	6924N
Cummins N14, 14.0L	2002-00	Opt. 42MT HD, w/OCP & IMS	DR	PLGR	12	6924N	
DD 60 Series	2008-01	Opt. 39MT	DR	PLGR	12	6911N	6924N
DD 60 Series		Opt. 39MT/Rotatable DEH, w/OCP & IMS	DR	PLGR	12	6911N	6924N
DD 60 Series		Opt. 42MT (12V, w/OCP)	DR	DD	12	6513N	6924N
DD 60 Series		Opt. Denso PLGR Replacement	ND	PLGR	12	18571N	6924N
DD 60 Series		Opt. 39MT Serv. Repl., w/IMS, OCP & Rot. DEH	DR	PLGR	12	6924N	
DD 60 Series		Std. 42MT	DR	DD	12	6356N	6924N
DD 60 Series	2007-01	Opt. Denso OSGR Replacement	ND	OSGR	12	19502N	6924N
DD 60 Series, 11.1L Diesel.	2008-01	38MT w/IMS	DR	PLGR	12	6859N	6907N
DD Series 60, 11.1L	2007-01	Opt. 42MT HD, w/OCP & IMS	DR	PLGR	12	6924N	
Mercedes MBE4000	2008-03	Opt. 39MT (HD Version, w/IMS, w/OCP)	DR	PLGR	12	6910N	6919N
Mercedes MBE4000		Opt. 39MT w/OCP, w/IMS	DR	PLGR	12	6910N	6919N
Mercedes MBE4000		Opt. 39MT w/OCP, w/o IMS	DR	PLGR	12	6910N	6919N
Mercedes MBE4000		Opt. 42MT w/OCP	DR	DD	12	6896N	6919N
Mercedes MBE4000		Opt. Denso OSGR Replacement	ND	OSGR	12	19504N	6919N
Mercedes MBE4000		Opt. Mitsubishi Starter	MI	PLGR	12	19524N	6919N
Mercedes MBE4000		Opt. 39MT Service repl., w/IMS, OCP & Rotatable DEH ..	DR	PLGR	12	6919N	
Mercedes MBE4000		Std. 39MT w/IMS	DR	PLGR	12	6910N	6919N
Mercedes MBE4000		Std. 39MT w/o IMS	DR	PLGR	12	6919N	
Mercedes MBE4000		Std. 42MT	DR	PLGR	12	6907N	
Mercedes MBE900	2007-06	Opt. 38MT Starter	DR	PLGR	12	6831N	
Mercedes MBE900		Std. 29MT	DR	PLGR	12	6842N	
OM926LA, 7.2L Mercedes Diesel.	2008-04	9500CH Car Hauler, Std. 39MT w/o IMS	DR	PLGR	12	6919N	
L-Line Medium Duty							
Cummins ISC, 8.3L	2008-99	L8000, Std. 42MT (w/IMS)	DR	DD	12	6356N	6924N
Cummins ISC, 8.3L		L8500, Std. 42MT (w/IMS)	DR	DD	12	6356N	6924N
Cummins ISC, 8.3L		L9500, Std. 42MT (w/IMS)	DR	DD	12	6356N	6924N
Cummins ISL, 8.9L	2007-01	Opt. LN PLGR, 12V, w/OCP & IMS	DR	PLGR	12	6919N	
Cummins ISL, 8.9L	2008-07	L8000, Std. 42MT (w/IMS)	DR	DD	12	6356N	6924N
Cummins ISL, 8.9L		L8500, Std. 42MT (w/IMS)	DR	DD	12	6356N	6924N
Cummins ISL, 8.9L		L9500, Std. 42MT (w/IMS)	DR	DD	12	6356N	6924N
Cummins ISX10, 10.8L		L8000, Std. 42MT (w/IMS)	DR	DD	12	6356N	6924N
Cummins ISX10, 10.8L		L8500, Std. 42MT (w/IMS)	DR	DD	12	6356N	6924N

STARTERS

ENGINE	YEAR	APPLICATION	Mfg	Type	Volt	PART NO.	OPT. NO.
Sterling (Cont'd)							
L-Line Medium Duty (Cont'd)							
Cummins ISX10, 10.8L	2008-07	L9500, Std. 42MT (w/IMS)	DR	DD	12	6356N	6924N
DD 60 Series Diesel.	2008-01	L8000, Std. 42MT, 12V, w/o OCP	DR	DD	12	6511N	6924N
DD 60 Series Diesel.		L8000, Std. 42MT, 12V, w/o OCP	DR	DD	12	6554N	6924N
DD 60 Series Diesel.		L8500, Std. 42MT, 12V, w/o OCP	DR	DD	12	6511N	6924N
DD 60 Series Diesel.		L8500, Std. 42MT, 12V, w/o OCP	DR	DD	12	6554N	6924N
DD 60 Series Diesel.		L9500, Std. 42MT, 12V, w/o OCP	DR	DD	12	6511N	6924N
DD 60 Series Diesel.		L9500, Std. 42MT, 12V, w/o OCP	DR	DD	12	6554N	6924N
SC7000 / SC8000							
Cummins 5.9L ISB	2002-99	Delco 28MT (Std.)	DR	OSGR	12	6573N	6840N
Cummins 5.9L ISB		Delco 29MT (Opt. 28MT Repl.)	DR	PLGR	12	6840N	
Cummins 5.9L ISB		Denso OSGR (Opt. 28MT Repl.)	ND	OSGR	12	16990N	
Cummins 5.9L ISB		LN M93R (Opt. 28MT Repl.)	DR	OSGR	12	6573N	6840N
Silver Star Series							
Caterpillar 3406	2001-99	Opt 42MT, 12V, w/OCP	DR	DD	12	6554N	6924N
Caterpillar 3406		Std. 42MT, 12V, w/o OCP	DR	DD	12	6511N	6924N
Caterpillar C-15		Opt. 39MT	DR	PLGR	12	6911N	6924N
Caterpillar C-15		Opt. 39MT/Rotatable DEH, w/OCP & IMS	DR	PLGR	12	6911N	6924N
Caterpillar C-15		Opt. 42MT (12V, w/OCP)	DR	DD	12	6513N	6924N
Caterpillar C-15		Opt. Denso OSGR Replacement	ND	OSGR	12	19501N	6924N
Caterpillar C-15		Opt. Denso PLGR Replacement	ND	PLGR	12	18571N	6924N
Caterpillar C-15		Opt.39MT Serv. Repl., w/IMS, OCP & Rot. DEH	DR	PLGR	12	6924N	
Caterpillar C-15		Std. 42MT	DR	DD	12	6356N	6924N
Caterpillar C15, 15.2L		Opt. 42MT HD, w/OCP & IMS	DR	PLGR	12	6924N	
Cummins N14		Opt. 39MT	DR	PLGR	12	6911N	6924N
Cummins N14		Opt. 39MT/Rotatable DEH, w/OCP & IMS	DR	PLGR	12	6911N	6924N
Cummins N14		Opt. 42MT (12V, w/OCP)	DR	DD	12	6513N	6924N
Cummins N14		Opt. Denso OSGR Replacement	ND	OSGR	12	19503N	6924N
Cummins N14		Opt. Denso PLGR Replacement	ND	PLGR	12	18571N	6924N
Cummins N14		Opt.39MT Serv. Repl., w/IMS, OCP & Rot. DEH	DR	PLGR	12	6924N	
Cummins N14		Std. 42MT	DR	DD	12	6356N	6924N
Cummins N14, 14.0L		Opt. 42MT HD, w/OCP & IMS	DR	PLGR	12	6924N	
DD 60 Series		Opt. 39MT	DR	PLGR	12	6911N	6924N
DD 60 Series		Opt. 39MT/Rotatable DEH, w/OCP & IMS	DR	PLGR	12	6911N	6924N
DD 60 Series		Opt. 42MT (12V, w/OCP)	DR	DD	12	6513N	6924N
DD 60 Series		Opt. Denso OSGR Replacement	ND	OSGR	12	19502N	6924N
DD 60 Series		Opt. Denso PLGR Replacement	ND	PLGR	12	18571N	6924N
DD 60 Series		Opt.39MT Serv. Repl., w/IMS, OCP & Rot. DEH	DR	PLGR	12	6924N	
DD 60 Series		Std. 42MT	DR	DD	12	6356N	6924N
DD Series 60, 11.1L		Opt. 42MT HD, w/OCP & IMS	DR	PLGR	12	6924N	
Teledyne - Continental							
TM-13							
Gas or Diesel Eng.	1992-86	Denso System	ND	OSGR	12	17392N	
TM-20							
Gas Eng.	1992-86	Denso System	ND	OSGR	12	17392N	
TM-27							
Gas Eng.	1992-86	Denso System	ND	OSGR	12	17392N	
Thomas Built Bus							
MVP-EF							
Caterpillar 3126	All	Allison AT Trans. (Dry Clutch)	ND	OSGR	12	19550N	
Caterpillar 3126		Allison MD / MT Trans. (Wet), Denso OSGR, 4.8kw, Wet Clutch	ND	OSGR	12	18989N	6668N
Cummins 6B	1998-94	w/AT545	ND	OSGR	12	19551N	
Cummins 6B		w/MT643	ND	OSGR	12	19551N	
Cummins 6C	All	Std. 4.0kw	ND	OSGR	12	18508N	
Cummins ISB	1998-97	Opt. 3.0kw (w/Ground Stud)	ND	OSGR	12	19551N	
Cummins ISB	All	Std. 2.7kw (Late)	ND	OSGR	12	18507N	
Cummins ISB		Std. 3.0kw	ND	OSGR	12	19551N	
Cummins ISC		Std. 4.0kw	ND	OSGR	12	18508N	
SLF 200							
Cummins ISB	1998-97	Opt. 3.0kw (w/Ground Stud)	ND	OSGR	12	19551N	

STARTERS

STARTERS

ENGINE	YEAR	APPLICATION	Mfg	Type	Volt	PART NO.	OPT. NO.
Thomas Built Bus (Cont'd)							
SLF 200 (Cont'd)							
Cummins ISB	All	Std. 2.7kw (Late)	ND	OSGR	12	18507N	
Cummins ISB		Std. 3.0kw	ND	OSGR	12	19551N	
TL960							
Caterpillar 3116	All	Std. 4.0kw (Wet Clutch), Denso OSGR, 4.8kw, Wet Clutch	ND	OSGR	12	18989N	6668N
Cummins 6C		Std. 4.0kw	ND	OSGR	12	18508N	
Type C - FS-65 Chassis							
Mercedes MBE906	All	Opt. Denso OSGR, 12V / 11T	ND	OSGR	12	18554N	
Type D - Saf-T-Liner-EF							
Caterpillar 3126	All	Allison AT Trans. (Dry Clutch)	ND	OSGR	12	19550N	
Caterpillar 3126		Allison MD / MT Trans. (Wet), Denso OSGR, 4.8kw, Wet Clutch	ND	OSGR	12	18989N	6668N
Type D - Saf-T-Liner-ER							
Caterpillar 3126	All	Allison AT Trans. (Dry Clutch)	ND	OSGR	12	19550N	
Caterpillar 3126		Allison MD / MT Trans. (Wet), Denso OSGR, 4.8kw, Wet Clutch	ND	OSGR	12	18989N	6668N
Cummins 6CG		Std. 4.0kw	ND	OSGR	12	18508N	
Cummins ISC		Std. 4.0kw	ND	OSGR	12	18508N	
Type D - Saf-T-Liner-HDX							
Caterpillar 3126	All	Allison AT Trans. (Dry Clutch)	ND	OSGR	12	19550N	
Caterpillar 3126		Allison MD / MT Trans. (Wet), Denso OSGR, 4.8kw, Wet Clutch	ND	OSGR	12	18989N	6668N
Cummins ISC		Std. 4.0kw	ND	OSGR	12	18508N	
Mercedes MBE906		Opt. Denso OSGR, 12V / 11T	ND	OSGR	12	18554N	
UD							
1300							
L4 4.7L 289cid	2007-05	Hitachi System	HI	OSGR	24	18059N	
L6 4.2L 254cid	1993-92	Hitachi System	HI	OSGR	12	18215N	
1400							
L4 4.7L 289cid	2008-05	Hitachi System	HI	OSGR	24	18059N	
L6 4.2L 254cid	1998-94	Hitachi System	HI	OSGR	12	18215N	
1800CS							
L4 4.7L 289cid	2009-05	Hitachi System	HI	OSGR	24	18059N	
Volvo							
ACL42 / ACL64 Series							
Caterpillar 3176	2000-94	Opt 42MT, 12V, w/OCP, w/o IMS	DR	DD	12	6554N	6924N
Caterpillar 3176		Opt. 39MT (HD Version, w/IMS, w/OCP)	DR	PLGR	12	6911N	6924N
Caterpillar 3176		Opt. 39MT (w/IMS)	DR	PLGR	12	6911N	6924N
Caterpillar 3176		Opt. 39MT/Rotatable DEH, w/OCP & IMS	DR	PLGR	12	6911N	6924N
Caterpillar 3176		Opt. 42MT (w/OCP, w/IMS)	DR	PLGR	12	6924N	
Caterpillar 3176		Opt.39MT Serv. Repl., w/IMS, OCP & Rot. DEH	DR	PLGR	12	6924N	
Caterpillar 3176		Std. 39MT, w/o IMS	DR	PLGR	12	6911N	6924N
Caterpillar 3176		Std. 42MT (w/IMS)	DR	DD	12	6356N	6924N
Caterpillar 3176		Std. 42MT, 12V, w/o OCP	DR	DD	12	6511N	6924N
Cummins M11	2000-96	Opt. 39MT (HD Version, w/IMS, w/OCP)	DR	PLGR	12	6911N	6924N
Cummins M11		Opt. 39MT (w/IMS)	DR	PLGR	12	6911N	6924N
Cummins M11		Opt. 39MT/Rotatable DEH, w/OCP & IMS	DR	PLGR	12	6911N	6924N
Cummins M11		Opt. 42MT (w/OCP, w/IMS)	DR	PLGR	12	6924N	
Cummins M11		Opt.39MT Serv. Repl., w/IMS, OCP & Rot. DEH	DR	PLGR	12	6924N	
Cummins M11		Std. 39MT, w/o IMS	DR	PLGR	12	6911N	6924N
Cummins M11		Std. 42MT (w/IMS)	DR	DD	12	6356N	6924N
Cummins M11	2000-94	Opt. 42MT (w/OCP, w/o IMS)	DR	DD	12	6513N	6924N
Cummins M11		Opt. 42MT, HD, w/OCP, w/IMS	DR	PLGR	12	6924N	
Cummins M11		Opt. Denso PLGR Starter	ND	PLGR	12	18571N	6924N
Cummins M11		Std. 42MT (w/o IMS)	DR	DD	12	6356N	6924N
Cummins M11	1995-94	Opt. 42MT (w/OCP, w/IMS)	DR	PLGR	12	6924N	
Cummins M11		Std. 42MT (w/IMS)	DR	DD	12	6356N	6924N
Cummins M11, 10.8L	2000-94	Opt. 42MT HD, w/OCP & IMS	DR	PLGR	12	6924N	
Cummins N14	2002-96	Opt. 39MT (HD Version, w/IMS, w/OCP)	DR	PLGR	12	6911N	6924N

STARTERS

ENGINE	YEAR	APPLICATION	Mfg	Type	Volt	PART NO.	OPT. NO.
Volvo (Cont'd)							
ACL42 / ACL64 Series (Cont'd)							
Cummins N14	2002-96	Opt. 39MT (w/IMS)	DR	PLGR	12	6911N	6924N
Cummins N14		Opt. 39MT/Rotatable DEH, w/OCP & IMS	DR	PLGR	12	6911N	6924N
Cummins N14		Opt. 42MT (w/OCP, w/IMS)	DR	PLGR	12	6924N	
Cummins N14		Opt. Denso OSGR Starter	ND	OSGR	12	19503N	6924N
Cummins N14		Opt.39MT Serv. Repl., w/IMS, OCP & Rot. DEH	DR	PLGR	12	6924N	
Cummins N14		Std. 39MT, w/o IMS	DR	PLGR	12	6911N	6924N
Cummins N14		Std. 42MT (w/IMS)	DR	DD	12	6356N	6924N
Cummins N14	2002-94	Opt. 42MT (w/OCP, w/o IMS)	DR	DD	12	6513N	6924N
Cummins N14		Opt. 42MT, HD, w/OCP, w/IMS	DR	PLGR	12	6924N	
Cummins N14		Opt. Denso PLGR Starter	ND	PLGR	12	18571N	6924N
Cummins N14		Std. 42MT (w/o IMS)	DR	DD	12	6356N	6924N
Cummins N14	1995-94	Opt. 42MT (w/OCP, w/IMS)	DR	PLGR	12	6924N	
Cummins N14		Std. 42MT (w/IMS)	DR	DD	12	6356N	6924N
Cummins N14, 14.0L	2002-94	Opt. 42MT HD, w/OCP & IMS	DR	PLGR	12	6924N	
DD 60 Series	2000-96	Opt. 39MT (HD Version, w/IMS, w/OCP)	DR	PLGR	12	6911N	6924N
DD 60 Series		Opt. 39MT (w/IMS)	DR	PLGR	12	6911N	6924N
DD 60 Series		Opt. 39MT (w/OCP)	DR	PLGR	12	6911N	6924N
DD 60 Series		Opt. 42MT (w/OCP, w/IMS)	DR	PLGR	12	6924N	
DD 60 Series		Opt. Denso OSGR Starter	ND	OSGR	12	19502N	6924N
DD 60 Series		Opt.39MT Serv. Repl., w/IMS, OCP & Rot. DEH	DR	PLGR	12	6924N	
DD 60 Series		Std. 39MT, w/o IMS	DR	PLGR	12	6911N	6924N
DD 60 Series		Std. 42MT (w/IMS)	DR	DD	12	6356N	6924N
DD 60 Series	2000-94	Opt. 42MT (w/OCP, w/o IMS)	DR	DD	12	6513N	6924N
DD 60 Series		Opt. 42MT, HD, w/OCP, w/IMS	DR	PLGR	12	6924N	
DD 60 Series		Opt. Denso PLGR Starter	ND	PLGR	12	18571N	6924N
DD 60 Series		Std. 42MT (w/o IMS)	DR	DD	12	6356N	6924N
DD 60 Series	1995-94	Opt. 42MT (w/OCP, w/IMS)	DR	PLGR	12	6924N	
DD 60 Series		Std. 42MT (w/IMS)	DR	DD	12	6356N	6924N
DD Series 60, 11.1L	2000-94	Opt. 42MT HD, w/OCP & IMS	DR	PLGR	12	6924N	
Volvo VED 12	2002-96	Opt. 39MT (HD Version, w/IMS, w/OCP)	DR	PLGR	12	6914N	6907N
Volvo VED 12		Opt. 39MT (w/IMS)	DR	PLGR	12	6914N	6907N
Volvo VED 12		Opt. 42MT (w/OCP, w/IMS)	DR	PLGR	12	6919N	
Volvo VED 12		Opt.39MT Service repl., w/IMS, OCP & Rotatable DEH ..	DR	PLGR	12	6907N	
Volvo VED 12		Std. 42MT (w/IMS)	DR	DD	12	6371N	6907N
Volvo VED 12	2002-94	Opt. 42MT (w/OCP, w/o IMS, Rotate Nose)	DR	DD	12	6777N	6907N
Volvo VED 12		Opt. Denso PLGR Starter	ND	OSGR	12	19506N	6907N
Volvo VED 12		Opt.39MT service repl. w/IMS	DR	PLGR	12	6908N	6908N
Volvo VED 12	1997	Opt.39MT Service repl., w/IMS, OCP & Rotatable DEH ..	DR	PLGR	12	6907N	
Volvo VED 12	1995-94	Opt. 42MT (w/OCP, w/IMS)	DR	PLGR	12	6919N	
Volvo VED 12		Std. 42MT (w/IMS)	DR	DD	12	6371N	6907N
Volvo VED 12, 12.0L	2002-94	Opt. LN PLGR, 12V, w/OCP & IMS	DR	PLGR	12	6919N	
All Models (By Engine)							
Caterpillar 3176	1993-86	Opt 42MT, 12V, w/OCP	DR	DD	12	6554N	6924N
Caterpillar 3208	1988-83	Delco System	DR	PLGR	12	6907N	
Caterpillar 3406	1993-83	42MT, 24Volt	DR	DD	24	6370N	6853N
Caterpillar 3406		50 MT, 24Volt	DR	DD	24	4930N	
Caterpillar 3406		Opt.39MT service repl., 24V / 11T	DR	PLGR	24	6819N	
Caterpillar 3408	1988-83	50 MT, 24Volt	DR	DD	24	4930N	
Cummins 855	1993-83	42MT, 24Volt	DR	DD	24	6370N	6853N
Cummins 855		Opt. 42MT (12V, w/OCP)	DR	DD	12	6513N	6924N
Cummins 855		Opt.39MT service repl., 24V / 11T	DR	PLGR	24	6819N	
Cummins K Series	1988-83	50MT, 24Volt	DR	DD	24	4930N	
Cummins L-10	1993-86	42MT, 24Volt	DR	DD	24	6370N	6853N
Cummins L-10		Opt. 42MT (12V, w/OCP)	DR	DD	12	6513N	6924N
Cummins L-10		Opt.39MT service repl., 24V / 11T	DR	PLGR	24	6819N	
Cummins N-14		42MT, 24Volt	DR	DD	24	6370N	6853N
Cummins N-14		Opt. 42MT (12V, w/OCP)	DR	DD	12	6513N	6924N
Cummins N-14		Opt.39MT service repl., 24V / 11T	DR	PLGR	24	6819N	
Cummins V-903	1988-83	42MT / 24V	DR	DD	24	6370N	6853N
Cummins V-903		Opt.39MT service repl., 24V / 11T	DR	PLGR	24	6819N	
DD 6V-92	1991-86	42MT, 24Volt	DR	DD	24	6370N	6853N
DD 6V-92		Opt. 42MT (11-T, w/OCP)	DR	DD	12	6513N	6924N
DD 6V-92		Opt.39MT service repl., 24V / 11T	DR	PLGR	24	6819N	
DD 8V-92		50 MT, 24Volt	DR	DD	24	4930N	
DD 8V-92		50MT, 12Volt	DR	DD	12	3905N	

STARTERS

STARTERS

ENGINE	YEAR	APPLICATION	Mfg	Type	Volt	PART NO.	OPT. NO.
Volvo (Cont'd)							
All Models (By Engine) (Cont'd)							
DD Series 60	1993-89	42MT, 24Volt	DR	DD	24	6370N	6853N
DD Series 60		Opt. 42MT (12V, w/OCP)	DR	DD	12	6513N	6924N
DD Series 60		Opt.39MT service repl., 24V / 11T	DR	PLGR	24	6819N	
Various Eng.		DD Series 60	DR	DD	12	6356N	6924N
Various Eng.	1993-86	Cummins L-10	DR	DD	12	6356N	6924N
Various Eng.		Cummins N-14	DR	DD	12	6356N	6924N
Various Eng.		Std. 42MT, 12V, w/o OCP	DR	DD	12	6511N	6924N
Various Eng.	1993-83	Caterpillar 3306	DR	DD	12	6516N	6566N
Various Eng.		Caterpillar 3306	DR	DD	12	6566N	
Various Eng.		Caterpillar 3406	DR	DD	12	6356N	6924N
Various Eng.		Cummins 855	DR	DD	12	6356N	6924N
Various Eng.	1991-86	DD 6V-92	DR	DD	12	6356N	6924N
Various Eng.	1988-83	Cummins V-903	DR	DD	12	6356N	6924N
Various Eng.	1986-83	Cummins VT-555	DR	DD	12	6356N	6924N
Various Eng.	1985	50 MT, 24Volt	DR	DD	24	4930N	
Volvo VED12, 12.0L	2006-03	Delco 39MT, w/IMS, w/OCP	DR	PLGR	12	6912N	6924N
Volvo VED12, 12.0L		Opt.39MT Serv. Repl., w/IMS, OCP & Rot. DEH	DR	PLGR	12	6924N	
Volvo VED12, 12.0L	2001-94	42MT, w/o OCP	DR	PLGR	12	6907N	
Volvo VED12, 12.0L		42MT, w/OCP	DR	PLGR	12	6907N	
B10							
9.6L Diesel	2000-87	Central & South America, Bosch DD, 24V/ 11T	BO	DD	24	18253N	
9.6L Diesel		Central & South America, Iskra DD, 24V/ 11T	BO	DD	24	18253N	
B10B							
10.0L Diesel	1996-92	Bosch DD, 24V/ 11T	BO	DD	24	18253N	
10.0L Diesel		Iskra DD, 24V/ 11T	BO	DD	24	18253N	
B10L							
9.6L Diesel	2006-94	Bosch DD, 24V/ 11T	BO	DD	24	18253N	
9.6L Diesel		Iskra DD, 24V/ 11T	BO	DD	24	18253N	
B10M							
9.6L Diesel	2006-84	Bosch DD, 24V/ 11T	BO	DD	24	18253N	
9.6L Diesel		Iskra DD, 24V/ 11T	BO	DD	24	18253N	
9.6L Diesel	1983-75	Bosch DD, 24V/ 11T	BO	DD	24	18253N	
9.6L Diesel		Iskra DD, 24V/ 11T	BO	DD	24	18253N	
9.6L Diesel (THD)	2001-87	Central & South America, Bosch DD, 24V/ 11T	BO	DD	24	18253N	
9.6L Diesel (THD)		Central & South America, Iskra DD, 24V/ 11T	BO	DD	24	18253N	
B10R							
9.6L Diesel	2006-93	Bosch DD, 24V/ 11T	BO	DD	24	18253N	
9.6L Diesel		Iskra DD, 24V/ 11T	BO	DD	24	18253N	
B12							
12.0L Diesel	2006-95	Includes Meico, Bosch "417" Series, 24V / 12T	BO	DD	24	18392N	
12.0L Diesel	2006-94	Central & South America, Bosch "417" Series, 24V / 12T	BO	DD	24	18392N	
12.0L Diesel	1994-91	Bosch System	BO	DD	24	18931N	
B12B							
12.0L Diesel	2006-01	Mits. PLGR, 24V / 12T	MI	PLGR	24	19538N	
B12M							
12.0L Diesel	2006-01	Mits. PLGR, 24V / 12T	MI	PLGR	24	19538N	
B50							
9.6L Diesel	1980-66	Bosch DD, 24V/ 11T	BO	DD	24	18253N	
9.6L Diesel		Iskra DD, 24V/ 11T	BO	DD	24	18253N	
B58							
9.6L Diesel	1998-84	Bosch DD, 24V/ 11T	BO	DD	24	18253N	
9.6L Diesel		Iskra DD, 24V/ 11T	BO	DD	24	18253N	
B7F							
6.7L Diesel	2006-99	Bosch System (To 40374)	BO	DD	24	18376N	
D7A, 6.7L Diesel	2013-99	Bosch PLGR, 24V / 12T, 4.0kW	BO	PLGR	24	18956N	
D7B, 6.7L Diesel		Bosch PLGR, 24V / 12T, 4.0kW	BO	PLGR	24	18956N	
B7L							
7.0L Diesel	2006-99	Bosch System (To 429)	BO	DD	24	18376N	
D7C, 7.0L Diesel	2013-99	Bosch PLGR, 24V / 12T, 4.0kW	BO	PLGR	24	18956N	

STARTERS

ENGINE	YEAR	APPLICATION	Mfg	Type	Volt	PART NO.	OPT. NO.
Volvo (Cont'd)							
B7R							
7.0L Diesel	2005-97	Bosch System (To 2033)	BO	DD	24	18376N	
D7A, 7.0L Diesel		Bosch PLGR, 24V / 12T, 4.0kW	BO	PLGR	24	18956N	
D7B, 7.0L Diesel		Bosch PLGR, 24V / 12T, 4.0kW	BO	PLGR	24	18956N	
D7C, 7.0L Diesel		Bosch PLGR, 24V / 12T, 4.0kW	BO	PLGR	24	18956N	
C10M							
9.6L Diesel	1987-84	Bosch DD, 24V/ 11T	BO	DD	24	18253N	
9.6L Diesel		Iskra DD, 24V/ 11T	BO	DD	24	18253N	
F10							
9.6L Diesel	1994-84	Bosch System (24V)	BO	DD	24	18931N	
9.6L Diesel	1983-77	Bosch System (24V)	BO	DD	24	18931N	
F12							
12.0L Diesel	1994-87	Bosch System (24V)	BO	DD	24	18931N	
F16							
16.0L Diesel	1993	Bosch System (24V)	BO	DD	24	18929N	
TD162F, 16.0L Diesel	1994-87	Bosch DD, 24V / 12T, 6.6kW	BO	DD	24	18929N	
TD162FJ, 16.0L Diesel		Bosch DD, 24V / 12T, 6.6kW	BO	DD	24	18929N	
TD162FL, 16.0L Diesel		Bosch DD, 24V / 12T, 6.6kW	BO	DD	24	18929N	
TD162FS, 16.0L Diesel		Bosch DD, 24V / 12T, 6.6kW	BO	DD	24	18929N	
F4							
3.6L Diesel	1986-83	Bosch System (12V)	VA	OSGR	12	17316N	
3.6L Diesel	1982-78	Bosch System (12V)	VA	OSGR	12	17316N	
FE42							
Volvo D7 Diesel	1998-94	Opt. 42MT (w/OCP)	DR	PLGR	12	6919N	
Volvo D7 Diesel		Std. 37MT	DR	PLGR	12	6907N	
Volvo D7 Diesel		Std. 42MT	DR	DD	12	6371N	6907N
FH12							
12.0L Diesel	2003-99	Bosch "417" Series, 24V / 12T	BO	DD	24	18392N	
12.0L Diesel	1998-93	Bosch "417" Series, 24V / 12T	BO	DD	24	18392N	
12.1L Diesel	2013-93	Mits. PLGR, 24V / 12T	MI	PLGR	24	19538N	
12.1L Diesel	2006-01	Bosch "417" Series, 24V / 12T	BO	DD	24	18392N	
12.1L Diesel		Mits. PLGR, 24V / 12T	MI	PLGR	24	19538N	
Various Eng.	2013-07	Bosch "417" Series, 24V / 12T	BO	DD	24	18392N	
FH16							
D16B, 16.0L Diesel	2003-93	470, Bosch DD, 24V / 12T, 6.6kW	BO	DD	24	18929N	
D16B, 16.0L Diesel		520, Bosch DD, 24V / 12T, 6.6kW	BO	DD	24	18929N	
FL10							
9.6L Diesel	2001-85	Bosch System	BO	DD	24	18931N	
FL12							
12.0L Diesel	2003-95	Bosch "417" Series, 24V / 12T	BO	DD	24	18392N	
FL6							
D6B, 5.5L Diesel.	2006-00	Bosch PLGR, 24V / 11T	BO	PLGR	24	18957N	
D6B, 5.5L Diesel.	1999-85	Bosch PLGR, 24V / 11T	BO	PLGR	24	18957N	
FL7							
6.7L Diesel	1999-91	Bosch System	BO	DD	24	18376N	
7.0L Diesel	1999-86	Bosch System	BO	DD	24	18376N	
FM10							
9.6L Diesel	2003-99	Bosch System	BO	DD	24	18931N	
FM12							
12.1L Diesel	2006-98	Bosch "417" Series, 24V / 12T	BO	DD	24	18392N	
12.1L Diesel		Mits. PLGR, 24V / 12T	MI	PLGR	24	19538N	
FM7							
7.3L Diesel	2003-98	Bosch System (Std.)	BO	DD	24	18376N	
D7C, 7.3L Diesel		Bosch PLGR, 24V / 12T, 4.0kW	BO	PLGR	24	18956N	
FM9							
9364cc	2012-01	Mits. PLGR, 24V / 11T	MI	PLGR	24	33311N	
FS10							
9.6L Diesel	1995-87	Bosch System	BO	DD	24	18931N	

STARTERS

ENGINE	YEAR	APPLICATION	Mfg	Type	Volt	PART NO.	OPT. NO.
Volvo (Cont'd)							
FS7							
6.7L Diesel	1996-91	Bosch System	BO	DD	24	18376N	
N10							
9.6L Diesel	1988-84	Bosch System	BO	DD	24	18931N	
9.6L Diesel	1983-78	Bosch System	BO	DD	24	18931N	
N12							
12.0L Diesel	1998-88	Bosch System	BO	DD	24	18931N	
NH12							
12.1L Diesel	2006-98	Bosch "417" Series, 24V / 12T	BO	DD	24	18392N	
NL10							
9.6L Diesel	2001-89	Bosch System	BO	DD	24	18931N	
NL12							
12.0L Diesel	2001-89	Bosch System	BO	DD	24	18931N	
VHD Series							
Cummins ISM	2003-01	Opt. 42MT (w/OCP, w/IMS)	DR	PLGR	12	6924N	
Cummins ISM		Opt. 42MT (w/OCP, w/o IMS)	DR	DD	12	6513N	6924N
Cummins ISM		Opt. 42MT, HD, w/OCP, w/IMS	DR	PLGR	12	6924N	
Cummins ISM		Opt. Denso OSGR Starter	ND	OSGR	12	19501N	6924N
Cummins ISM		Std. 42MT (w/IMS)	DR	DD	12	6356N	6924N
Cummins ISM		Std. 42MT (w/o IMS)	DR	DD	12	6356N	6924N
Cummins ISM, 10.8L		Opt. 42MT HD, w/OCP & IMS	DR	PLGR	12	6924N	
Cummins M11	2003-02	Opt. 42MT, HD, w/OCP, w/IMS	DR	PLGR	12	6924N	
Cummins M11	2003-01	Opt. 39MT (HD Version, w/IMS, w/OCP)	DR	PLGR	12	6911N	6924N
Cummins M11		Opt. 39MT (w/IMS)	DR	PLGR	12	6911N	6924N
Cummins M11		Opt. 39MT/Rotatable DEH, w/OCP & IMS	DR	PLGR	12	6911N	6924N
Cummins M11		Opt. 42MT (w/OCP, w/IMS)	DR	PLGR	12	6924N	
Cummins M11		Opt. 42MT (w/OCP, w/o IMS)	DR	DD	12	6513N	6924N
Cummins M11		Opt. Denso PLGR Starter	ND	PLGR	12	18571N	6924N
Cummins M11		Opt. 39MT Serv. Repl., w/IMS, OCP & Rot. DEH	DR	PLGR	12	6924N	
Cummins M11		Std. 39MT, w/o IMS	DR	PLGR	12	6911N	6924N
Cummins M11		Std. 42MT (w/IMS)	DR	DD	12	6356N	6924N
Cummins M11		Std. 42MT (w/o IMS)	DR	DD	12	6356N	6924N
Cummins M11	2001	Opt. 42MT, HD, w/OCP, w/IMS	DR	PLGR	12	6924N	
Cummins M11, 10.8L	2003-01	Opt. 42MT HD, w/OCP & IMS	DR	PLGR	12	6924N	
Volvo VED 12	2007-01	Opt. 39MT (HD Version, w/IMS, w/OCP)	DR	PLGR	12	6914N	6907N
Volvo VED 12		Opt. 39MT (w/IMS)	DR	PLGR	12	6914N	6907N
Volvo VED 12		Opt. 42MT (w/OCP, w/IMS)	DR	PLGR	12	6919N	
Volvo VED 12		Opt. 42MT (w/OCP, w/o IMS, Rotate Nose)	DR	DD	12	6777N	6907N
Volvo VED 12		Opt. Denso PLGR Starter	ND	OSGR	12	19506N	6907N
Volvo VED 12		Opt. 39MT service repl. w/IMS	DR	PLGR	12	6908N	6908N
Volvo VED 12		Opt. 39MT Service repl., w/IMS, OCP & Rotatable DEH ..	DR	PLGR	12	6907N	
Volvo VED 12		Std. 42MT (w/IMS)	DR	DD	12	6371N	6907N
VN							
Cummins ISX	2008-02	Std. 42MT (w/IMS)	DR	DD	12	6356N	6924N
Cummins ISX10, 10.8L		42MT/HD, w/IMS, OCP & SSL Sol.	DR	PLGR	12	6924N	
VNL							
Cummins ISX10, 10.8L	2009-07	42MT/HD, w/IMS, OCP & SSL Sol.	DR	PLGR	12	6924N	
Cummins ISX10, 10.8L	2009-08	42MT/HD, w/IMS & SSL sol., w/o OCP	DR	PLGR	12	6924N	
VNL Series							
Caterpillar 3406	1998-94	Opt 42MT, 12V, w/OCP, w/o IMS	DR	DD	12	6554N	6924N
Caterpillar 3406		Opt. 42MT (w/OCP, w/IMS)	DR	PLGR	12	6924N	
Caterpillar 3406		Std. 42MT (w/IMS)	DR	DD	12	6356N	6924N
Caterpillar 3406		Std. 42MT, 12V, w/o OCP	DR	DD	12	6511N	6924N
Cummins ISX	2009-00	Opt 42MT, 12V, w/OCP, w/o IMS	DR	DD	12	6554N	6924N
Cummins ISX		Opt. 42MT (w/OCP, w/IMS)	DR	PLGR	12	6924N	
Cummins ISX		Std. 42MT (w/IMS)	DR	DD	12	6356N	6924N
Cummins ISX	2008-00	Opt. 39MT (HD Version, w/IMS, w/OCP)	DR	PLGR	12	6911N	6924N
Cummins ISX		Opt. 39MT (w/IMS)	DR	PLGR	12	6911N	6924N
Cummins ISX		Opt. 39MT/Rotatable DEH, w/OCP & IMS	DR	PLGR	12	6911N	6924N
Cummins ISX		Opt. 39MT Serv. Repl., w/IMS, OCP & Rot. DEH	DR	PLGR	12	6924N	
Cummins ISX		Std. 39MT, w/o IMS	DR	PLGR	12	6911N	6924N
Cummins ISX		Std. 42MT, 12V, w/o OCP	DR	DD	12	6511N	6924N
Cummins M11	2004-96	Opt. 39MT (HD Version, w/IMS, w/OCP)	DR	PLGR	12	6911N	6924N

STARTERS

ENGINE	YEAR	APPLICATION	Mfg	Type	Volt	PART NO.	OPT. NO.
Volvo (Cont'd)							
VNL Series (Cont'd)							
Cummins M11	2004-96	Opt. 39MT (w/IMS)	DR	PLGR	12	6911N	6924N
Cummins M11		Opt. 39MT/Rotatable DEH, w/OCP & IMS	DR	PLGR	12	6911N	6924N
Cummins M11		Opt. 42MT (w/OCP, w/IMS)	DR	PLGR	12	6924N	
Cummins M11		Opt.39MT Serv. Repl., w/IMS, OCP & Rot. DEH	DR	PLGR	12	6924N	
Cummins M11		Std. 39MT, w/o IMS	DR	PLGR	12	6911N	6924N
Cummins M11		Std. 42MT (w/IMS)	DR	DD	12	6356N	6924N
Cummins M11	2004-94	Opt. 42MT (w/OCP, w/o IMS)	DR	DD	12	6513N	6924N
Cummins M11		Opt. 42MT, HD, w/OCP, w/IMS	DR	PLGR	12	6924N	
Cummins M11		Opt. Denso PLGR Starter	ND	PLGR	12	18571N	6924N
Cummins M11		Std. 42MT (w/o IMS)	DR	DD	12	6356N	6924N
Cummins M11	1995-94	Opt. 42MT (w/OCP, w/IMS)	DR	PLGR	12	6924N	
Cummins M11		Std. 42MT (w/IMS)	DR	DD	12	6356N	6924N
Cummins M11, 10.8L	2004-94	Opt. 42MT HD, w/OCP & IMS	DR	PLGR	12	6924N	
Cummins N14	2003-96	Opt. 39MT (HD Version, w/IMS, w/OCP)	DR	PLGR	12	6911N	6924N
Cummins N14		Opt. 39MT (w/IMS)	DR	PLGR	12	6911N	6924N
Cummins N14		Opt. 39MT/Rotatable DEH, w/OCP & IMS	DR	PLGR	12	6911N	6924N
Cummins N14		Opt. 42MT (w/OCP, w/IMS)	DR	PLGR	12	6924N	
Cummins N14		Opt. Denso OSGR Starter	ND	OSGR	12	19503N	6924N
Cummins N14		Opt.39MT Serv. Repl., w/IMS, OCP & Rot. DEH	DR	PLGR	12	6924N	
Cummins N14		Std. 39MT, w/o IMS	DR	PLGR	12	6911N	6924N
Cummins N14		Std. 42MT (w/IMS)	DR	DD	12	6356N	6924N
Cummins N14	2003-94	Opt. 42MT (w/OCP, w/o IMS)	DR	DD	12	6513N	6924N
Cummins N14		Opt. 42MT, HD, w/OCP, w/IMS	DR	PLGR	12	6924N	
Cummins N14		Opt. Denso PLGR Starter	ND	PLGR	12	18571N	6924N
Cummins N14		Std. 42MT (w/o IMS)	DR	DD	12	6356N	6924N
Cummins N14	1995-94	Opt. 42MT (w/OCP, w/IMS)	DR	PLGR	12	6924N	
Cummins N14		Std. 42MT (w/IMS)	DR	DD	12	6356N	6924N
Cummins N14, 14.0L	2003-94	Opt. 42MT HD, w/OCP & IMS	DR	PLGR	12	6924N	
DD 60 Series	2003-96	Opt. 39MT (HD Version, w/IMS, w/OCP)	DR	PLGR	12	6911N	6924N
DD 60 Series		Opt. 39MT (w/IMS)	DR	PLGR	12	6911N	6924N
DD 60 Series		Opt. 39MT (w/OCP)	DR	PLGR	12	6911N	6924N
DD 60 Series		Opt. 42MT (w/OCP, w/IMS)	DR	PLGR	12	6924N	
DD 60 Series		Opt. Denso OSGR Starter	ND	OSGR	12	19502N	6924N
DD 60 Series		Opt.39MT Serv. Repl., w/IMS, OCP & Rot. DEH	DR	PLGR	12	6924N	
DD 60 Series		Std. 39MT, w/o IMS	DR	PLGR	12	6911N	6924N
DD 60 Series		Std. 42MT (w/IMS)	DR	DD	12	6356N	6924N
DD 60 Series	2003-94	Opt. 42MT, HD, w/OCP, w/IMS	DR	PLGR	12	6924N	
DD 60 Series		Opt. Denso PLGR Starter	ND	PLGR	12	18571N	6924N
DD 60 Series		Std. 42MT (w/o IMS)	DR	DD	12	6356N	6924N
DD 60 Series	1995-94	Opt. 42MT (w/OCP, w/IMS)	DR	PLGR	12	6924N	
DD 60 Series		Std. 42MT (w/IMS)	DR	DD	12	6356N	6924N
DD 60 Series, 11.1L	2003-94	Opt. 42MT (w/OCP, w/o IMS)	DR	DD	12	6513N	6924N
DD Series 60, 11.1L		Opt. 42MT HD, w/OCP & IMS	DR	PLGR	12	6924N	
Volvo VED 12	2007-97	Opt. 39MT (HD Version, w/IMS, w/OCP)	DR	PLGR	12	6914N	6907N
Volvo VED 12		Opt. 39MT (w/IMS)	DR	PLGR	12	6914N	6907N
Volvo VED 12		Opt. 42MT (w/OCP, w/IMS)	DR	PLGR	12	6919N	
Volvo VED 12		Opt. 42MT (w/OCP, w/o IMS, Rotate Nose)	DR	DD	12	6777N	6907N
Volvo VED 12		Opt. Denso PLGR Starter	ND	OSGR	12	19506N	6907N
Volvo VED 12		Opt.39MT service repl. w/IMS	DR	PLGR	12	6908N	6908N
Volvo VED 12		Opt.39MT Service repl., w/IMS, OCP & Rotatable DEH ..	DR	PLGR	12	6907N	
Volvo VED 12		Std. 42MT (w/IMS)	DR	DD	12	6371N	6907N
Volvo VED 12, 12.0L	2002-97	Opt. LN PLGR, 12V, w/OCP & IMS	DR	PLGR	12	6919N	
VNM Series							
Cummins ISM	2003-97	Opt. 42MT (w/OCP, w/IMS)	DR	PLGR	12	6924N	
Cummins ISM		Opt. 42MT (w/OCP, w/o IMS)	DR	DD	12	6513N	6924N
Cummins ISM		Opt. 42MT, HD, w/OCP, w/IMS	DR	PLGR	12	6924N	
Cummins ISM		Opt. Denso OSGR Starter	ND	OSGR	12	19501N	6924N
Cummins ISM		Std. 42MT (w/IMS)	DR	DD	12	6356N	6924N
Cummins ISM		Std. 42MT (w/o IMS)	DR	DD	12	6356N	6924N
Cummins ISM, 10.8L		Opt. 42MT HD, w/OCP & IMS	DR	PLGR	12	6924N	
Cummins M11		Opt. 39MT (HD Version, w/IMS, w/OCP)	DR	PLGR	12	6911N	6924N
Cummins M11		Opt. 39MT (w/IMS)	DR	PLGR	12	6911N	6924N
Cummins M11		Opt. 39MT/Rotatable DEH, w/OCP & IMS	DR	PLGR	12	6911N	6924N
Cummins M11		Opt. 42MT (w/OCP, w/IMS)	DR	PLGR	12	6924N	
Cummins M11		Opt. 42MT (w/OCP, w/o IMS)	DR	DD	12	6513N	6924N

STARTERS

ENGINE	YEAR	APPLICATION	Mfg	Type	Volt	PART NO.	OPT. NO.
Volvo (Cont'd)							
VNM Series (Cont'd)							
Cummins M11	2003-97	Opt. 42MT, HD, w/OCP, w/IMS	DR	PLGR	12	6924N	
Cummins M11		Opt. Denso PLGR Starter	ND	PLGR	12	18571N	6924N
Cummins M11		Opt. 39MT Serv. Repl., w/IMS, OCP & Rot. DEH	DR	PLGR	12	6924N	
Cummins M11		Std. 39MT, w/o IMS	DR	PLGR	12	6911N	6924N
Cummins M11		Std. 42MT (w/IMS)	DR	DD	12	6356N	6924N
Cummins M11		Std. 42MT (w/o IMS)	DR	DD	12	6356N	6924N
Cummins M11, 10.8L		Opt. 42MT HD, w/OCP & IMS	DR	PLGR	12	6924N	
Cummins N14		Opt. 39MT (HD Version, w/IMS, w/OCP)	DR	PLGR	12	6911N	6924N
Cummins N14		Opt. 39MT (w/IMS)	DR	PLGR	12	6911N	6924N
Cummins N14		Opt. 39MT/Rotatable DEH, w/OCP & IMS	DR	PLGR	12	6911N	6924N
Cummins N14		Opt. 42MT (w/OCP, w/IMS)	DR	PLGR	12	6924N	
Cummins N14		Opt. 42MT (w/OCP, w/o IMS)	DR	DD	12	6513N	6924N
Cummins N14		Opt. 42MT, HD, w/OCP, w/IMS	DR	PLGR	12	6924N	
Cummins N14		Opt. Denso OSGR Starter	ND	OSGR	12	19503N	6924N
Cummins N14		Opt. Denso PLGR Starter	ND	PLGR	12	18571N	6924N
Cummins N14		Opt. 39MT Serv. Repl., w/IMS, OCP & Rot. DEH	DR	PLGR	12	6924N	
Cummins N14		Std. 39MT, w/o IMS	DR	PLGR	12	6911N	6924N
Cummins N14		Std. 42MT (w/IMS)	DR	DD	12	6356N	6924N
Cummins N14		Std. 42MT (w/o IMS)	DR	DD	12	6356N	6924N
Cummins N14, 14.0L		Opt. 42MT HD, w/OCP & IMS	DR	PLGR	12	6924N	
DD 60 Series		Opt. 39MT (HD Version, w/IMS, w/OCP)	DR	PLGR	12	6911N	6924N
DD 60 Series		Opt. 39MT (w/IMS)	DR	PLGR	12	6911N	6924N
DD 60 Series		Opt. 39MT (w/OCP)	DR	PLGR	12	6911N	6924N
DD 60 Series		Opt. 42MT (w/OCP, w/IMS)	DR	PLGR	12	6924N	
DD 60 Series		Opt. 42MT, HD, w/OCP, w/IMS	DR	PLGR	12	6924N	
DD 60 Series		Opt. Denso OSGR Starter	ND	OSGR	12	19502N	6924N
DD 60 Series		Opt. Denso PLGR Starter	ND	PLGR	12	18571N	6924N
DD 60 Series		Opt. 39MT Serv. Repl., w/IMS, OCP & Rot. DEH	DR	PLGR	12	6924N	
DD 60 Series		Std. 39MT, w/o IMS	DR	PLGR	12	6911N	6924N
DD 60 Series		Std. 42MT (w/IMS)	DR	DD	12	6356N	6924N
DD 60 Series		Std. 42MT (w/o IMS)	DR	DD	12	6356N	6924N
DD 60 Series, 11.1L		Opt. 42MT (w/OCP, w/o IMS)	DR	DD	12	6513N	6924N
DD Series 60, 11.1L		Opt. 42MT HD, w/OCP & IMS	DR	PLGR	12	6924N	
Volvo VED 12	2007-97	Opt. 39MT (HD Version, w/IMS, w/OCP)	DR	PLGR	12	6914N	6907N
Volvo VED 12		Opt. 39MT (w/IMS)	DR	PLGR	12	6914N	6907N
Volvo VED 12		Opt. 42MT (w/OCP, w/IMS)	DR	PLGR	12	6919N	
Volvo VED 12		Opt. 42MT (w/OCP, w/o IMS, Rotate Nose)	DR	DD	12	6777N	6907N
Volvo VED 12		Opt. Denso PLGR Starter	ND	OSGR	12	19506N	6907N
Volvo VED 12		Opt. 39MT service repl. w/IMS	DR	PLGR	12	6908N	6908N
Volvo VED 12		Opt. 39MT Service repl., w/IMS, OCP & Rotatable DEH ..	DR	PLGR	12	6907N	
Volvo VED 12		Std. 42MT (w/IMS)	DR	DD	12	6371N	6907N
Volvo VED 12, 12.0L	2002-97	Opt. LN PLGR, 12V, w/OCP & IMS	DR	PLGR	12	6919N	
VT							
Cummins ISX10, 10.8L	2009-07	42MT/HD, w/IMS, OCP & SSL Sol.	DR	PLGR	12	6924N	
Cummins ISX10, 10.8L	2009-08	42MT/HD, w/IMS & SSL sol., w/o OCP	DR	PLGR	12	6924N	
VT Series							
Cummins ISX	2009-04	Opt 42MT, 12V, w/OCP, w/o IMS	DR	DD	12	6554N	6924N
Cummins ISX		Opt. 42MT (w/OCP, w/IMS)	DR	PLGR	12	6924N	
Cummins ISX		Std. 42MT (w/IMS)	DR	DD	12	6356N	6924N
Cummins ISX	2008-04	Opt. 39MT (HD Version, w/IMS, w/OCP)	DR	PLGR	12	6911N	6924N
Cummins ISX		Opt. 39MT (w/IMS)	DR	PLGR	12	6911N	6924N
Cummins ISX		Opt. 39MT/Rotatable DEH, w/OCP & IMS	DR	PLGR	12	6911N	6924N
Cummins ISX		Opt. 39MT Serv. Repl., w/IMS, OCP & Rot. DEH	DR	PLGR	12	6924N	
Cummins ISX		Std. 39MT, w/o IMS	DR	PLGR	12	6911N	6924N
Cummins ISX	2007-04	Std. 42MT, 12V, w/o OCP	DR	DD	12	6511N	6924N
WA / WC / WG / WH / WI / WX Series							
Caterpillar 3306	2000-94	Opt. 42MT (w/OCP)	DR	DD	12	6566N	
Caterpillar 3306		Opt. 42MT (w/OCP, w/IMS)	DR	DD	12	6516N	6566N
Caterpillar 3306		Std. 42MT	DR	DD	12	6516N	6566N
Caterpillar 3306		Std. 42MT (w/IMS)	DR	PLGR	12	6907N	
Cummins ISM	2001-97	Opt. 42MT (w/OCP, w/IMS)	DR	PLGR	12	6924N	
Cummins ISM		Opt. 42MT (w/OCP, w/o IMS)	DR	DD	12	6513N	6924N
Cummins ISM		Opt. 42MT, HD, w/OCP, w/IMS	DR	PLGR	12	6924N	
Cummins ISM		Opt. Denso OSGR Starter	ND	OSGR	12	19501N	6924N

STARTERS

ENGINE	YEAR	APPLICATION	Mfg	Type	Volt	PART NO.	OPT. NO.
Volvo (Cont'd)							
WA / WC / WG / WH / WI / WX Series (Cont'd)							
Cummins ISM	2001-97	Std. 42MT (w/IMS)	DR	DD	12	6356N	6924N
Cummins ISM		Std. 42MT (w/o IMS)	DR	DD	12	6356N	6924N
Cummins ISM, 10.8L		Opt. 42MT HD, w/OCP & IMS	DR	PLGR	12	6924N	
Cummins L-10	1998-96	Opt. 42MT (w/OCP, w/IMS)	DR	PLGR	12	6924N	
Cummins L-10		Opt. 42MT, HD, w/OCP, w/IMS	DR	PLGR	12	6924N	
Cummins L-10		Std. 42MT (w/IMS)	DR	DD	12	6356N	6924N
Cummins L-10	1998-90	Opt. 42MT (w/OCP, w/o IMS)	DR	DD	12	6513N	6924N
Cummins L-10		Std. 42MT (w/o IMS)	DR	DD	12	6356N	6924N
Cummins L-10	1995-90	Opt. 42MT (w/OCP, w/IMS)	DR	PLGR	12	6924N	
Cummins L-10		Std. 42MT (w/IMS)	DR	DD	12	6356N	6924N
Cummins L10, 10.0L	1998-96	Opt. 42MT HD, w/OCP & IMS	DR	PLGR	12	6924N	
Cummins M11	2001-96	Opt. 39MT (HD Version, w/IMS, w/OCP)	DR	PLGR	12	6911N	6924N
Cummins M11		Opt. 39MT (w/IMS)	DR	PLGR	12	6911N	6924N
Cummins M11		Opt. 39MT/Rotatable DEH, w/OCP & IMS	DR	PLGR	12	6911N	6924N
Cummins M11		Opt. 42MT (w/OCP, w/IMS)	DR	PLGR	12	6924N	
Cummins M11		Opt. 39MT Serv. Repl., w/IMS, OCP & Rot. DEH	DR	PLGR	12	6924N	
Cummins M11		Std. 39MT, w/o IMS	DR	PLGR	12	6911N	6924N
Cummins M11		Std. 42MT (w/IMS)	DR	DD	12	6356N	6924N
Cummins M11	2001-94	Opt. 42MT (w/OCP, w/o IMS)	DR	DD	12	6513N	6924N
Cummins M11		Opt. Denso PLGR Starter	ND	PLGR	12	18571N	6924N
Cummins M11		Std. 42MT (w/o IMS)	DR	DD	12	6356N	6924N
Cummins M11	1995-94	Opt. 42MT (w/OCP, w/IMS)	DR	PLGR	12	6924N	
Cummins M11		Std. 42MT (w/IMS)	DR	DD	12	6356N	6924N
Cummins M11	1994	Opt. 42MT, HD, w/OCP, w/IMS	DR	PLGR	12	6924N	
Cummins M11, 10.8L	2001-94	Opt. 42MT HD, w/OCP & IMS	DR	PLGR	12	6924N	
Cummins N14	2000-96	Opt. 39MT (HD Version, w/IMS, w/OCP)	DR	PLGR	12	6911N	6924N
Cummins N14		Opt. 39MT (w/IMS)	DR	PLGR	12	6911N	6924N
Cummins N14		Opt. 39MT/Rotatable DEH, w/OCP & IMS	DR	PLGR	12	6911N	6924N
Cummins N14		Opt. 42MT (w/OCP, w/IMS)	DR	PLGR	12	6924N	
Cummins N14		Opt. Denso OSGR Starter	ND	OSGR	12	19503N	6924N
Cummins N14		Opt. 39MT Serv. Repl., w/IMS, OCP & Rot. DEH	DR	PLGR	12	6924N	
Cummins N14		Std. 39MT, w/o IMS	DR	PLGR	12	6911N	6924N
Cummins N14		Std. 42MT (w/IMS)	DR	DD	12	6356N	6924N
Cummins N14	2000-94	Opt. 42MT (w/OCP, w/o IMS)	DR	DD	12	6513N	6924N
Cummins N14		Opt. 42MT, HD, w/OCP, w/IMS	DR	PLGR	12	6924N	
Cummins N14		Opt. Denso PLGR Starter	ND	PLGR	12	18571N	6924N
Cummins N14		Std. 42MT (w/o IMS)	DR	DD	12	6356N	6924N
Cummins N14	1995-94	Opt. 42MT (w/OCP, w/IMS)	DR	PLGR	12	6924N	
Cummins N14		Std. 42MT (w/IMS)	DR	DD	12	6356N	6924N
Cummins N14, 14.0L	2000-94	Opt. 42MT HD, w/OCP & IMS	DR	PLGR	12	6924N	
DD 60 Series	2003-96	Opt. 39MT (HD Version, w/IMS, w/OCP)	DR	PLGR	12	6911N	6924N
DD 60 Series		Opt. 39MT (w/IMS)	DR	PLGR	12	6911N	6924N
DD 60 Series		Opt. 39MT (w/OCP)	DR	PLGR	12	6911N	6924N
DD 60 Series		Opt. 42MT (w/OCP, w/IMS)	DR	PLGR	12	6924N	
DD 60 Series		Opt. Denso OSGR Starter	ND	OSGR	12	19502N	6924N
DD 60 Series		Opt. 39MT Serv. Repl., w/IMS, OCP & Rot. DEH	DR	PLGR	12	6924N	
DD 60 Series		Std. 39MT, w/o IMS	DR	PLGR	12	6911N	6924N
DD 60 Series		Std. 42MT (w/IMS)	DR	DD	12	6356N	6924N
DD 60 Series	2003-94	Opt. 42MT, HD, w/OCP, w/IMS	DR	PLGR	12	6924N	
DD 60 Series		Opt. Denso PLGR Starter	ND	PLGR	12	18571N	6924N
DD 60 Series		Std. 42MT (w/o IMS)	DR	DD	12	6356N	6924N
DD 60 Series	1995	Opt. 42MT (w/OCP, w/o IMS)	DR	DD	12	6513N	6924N
DD 60 Series	1995-94	Opt. 42MT (w/OCP, w/IMS)	DR	PLGR	12	6924N	
DD 60 Series		Std. 42MT (w/IMS)	DR	DD	12	6356N	6924N
DD 60 Series, 11.1L	2003-94	Opt. 42MT (w/OCP, w/o IMS)	DR	DD	12	6513N	6924N
DD Series 60, 11.1L		Opt. 42MT HD, w/OCP & IMS	DR	PLGR	12	6924N	
Volvo VED 12	2001-96	Opt. 39MT (HD Version, w/IMS, w/OCP)	DR	PLGR	12	6914N	6907N
Volvo VED 12		Opt. 39MT (w/IMS)	DR	PLGR	12	6914N	6907N
Volvo VED 12		Opt. 42MT (w/OCP, w/IMS)	DR	PLGR	12	6919N	
Volvo VED 12		Opt. 42MT (w/OCP, w/o IMS, Rotate Nose)	DR	DD	12	6777N	6907N
Volvo VED 12		Opt. 39MT Service repl., w/IMS, OCP & Rotatable DEH ..	DR	PLGR	12	6907N	
Volvo VED 12		Std. 42MT (w/IMS)	DR	DD	12	6371N	6907N
Volvo VED 12	2001-94	Opt. Denso PLGR Starter	ND	OSGR	12	19506N	6907N
Volvo VED 12		Opt. 39MT service repl. w/IMS	DR	PLGR	12	6908N	6908N
Volvo VED 12	1995-94	Opt. 42MT (w/OCP, w/IMS)	DR	PLGR	12	6919N	
Volvo VED 12		Opt. 42MT (w/OCP, w/o IMS)	DR	DD	12	6777N	6907N

STARTERS

STARTERS

ENGINE	YEAR	APPLICATION	Mfg	Type	Volt	PART NO.	OPT. NO.
Volvo (Cont'd)							
WA / WC / WG / WH / WI / WX Series (Cont'd)							
Volvo VED 12	1995-94	Std. 42MT (w/IMS)	DR	DD	12	6371N	6907N
Volvo VED 12, 12.0L	2001-94	Opt. LN PLGR, 12V, w/OCP & IMS	DR	PLGR	12	6919N	
WC							
Cummins L10, 10.0L	1996	Opt. 42MT HD, w/OCP & IMS	DR	PLGR	12	6924N	
Cummins M11, 10.8L	1996-94	Opt. 42MT HD, w/OCP & IMS	DR	PLGR	12	6924N	
Cummins N14, 14.0L		Opt. 42MT HD, w/OCP & IMS	DR	PLGR	12	6924N	
DD Series 60, 11.1L		Opt. 42MT HD, w/OCP & IMS	DR	PLGR	12	6924N	
WG							
Cummins ISM	2001-98	Opt. Denso OSGR Starter	ND	OSGR	12	19501N	6924N
Cummins ISM, 10.8L	1997	Opt. 42MT HD, w/OCP & IMS	DR	PLGR	12	6924N	
Cummins L10, 10.0L	1997-96	Opt. 42MT HD, w/OCP & IMS	DR	PLGR	12	6924N	
Cummins M11, 10.8L	1997-94	Opt. 42MT HD, w/OCP & IMS	DR	PLGR	12	6924N	
Cummins N14, 14.0L		Opt. 42MT HD, w/OCP & IMS	DR	PLGR	12	6924N	
DD 60 Series	2003-98	Opt. Denso OSGR Starter	ND	OSGR	12	19502N	6924N
DD Series 60, 11.1L	1997-94	Opt. 42MT HD, w/OCP & IMS	DR	PLGR	12	6924N	
Volvo VED 12	2001-96	Opt. 39MT (w/IMS)	DR	PLGR	12	6914N	6907N
Volvo VED 12		Opt. 39MT Service repl., w/IMS, OCP & Rotatable DEH ..	DR	PLGR	12	6907N	
Volvo VED12, 12.0L	2001-90	37MT, w/OCP	DR	PLGR	12	6907N	
Volvo VED12, 12.0L		Std. 37MT (12-T)	DR	DD	12	6380N-PT	6907N
Volvo VED7, 6.7L	2003-90	Delco System	DR	PLGR	12	6907N	
Volvo VED7, 6.7L		Opt. 42MT (w/OCP, w/o IMS, Rotate Nose)	DR	DD	12	6777N	6907N
WH							
Cummins L10, 10.0L	1996	Opt. 42MT HD, w/OCP & IMS	DR	PLGR	12	6924N	
Cummins M11, 10.8L	1996-94	Opt. 42MT HD, w/OCP & IMS	DR	PLGR	12	6924N	
Cummins N14, 14.0L		Opt. 42MT HD, w/OCP & IMS	DR	PLGR	12	6924N	
DD Series 60, 11.1L		Opt. 42MT HD, w/OCP & IMS	DR	PLGR	12	6924N	
WI							
Cummins L10, 10.0L	1996	Opt. 42MT HD, w/OCP & IMS	DR	PLGR	12	6924N	
Cummins M11, 10.8L	1996-94	Opt. 42MT HD, w/OCP & IMS	DR	PLGR	12	6924N	
Cummins N14, 14.0L		Opt. 42MT HD, w/OCP & IMS	DR	PLGR	12	6924N	
DD Series 60, 11.1L		Opt. 42MT HD, w/OCP & IMS	DR	PLGR	12	6924N	
WX							
Cummins L10, 10.0L	1996	Opt. 42MT HD, w/OCP & IMS	DR	PLGR	12	6924N	
Cummins M11, 10.8L	1996-94	Opt. 42MT HD, w/OCP & IMS	DR	PLGR	12	6924N	
Cummins N14, 14.0L		Opt. 42MT HD, w/OCP & IMS	DR	PLGR	12	6924N	
DD Series 60, 11.1L		Opt. 42MT HD, w/OCP & IMS	DR	PLGR	12	6924N	
Volvo VED12, 12.0L	2001-90	37MT, w/OCP	DR	PLGR	12	6907N	
Volvo VED12, 12.0L		Std. 37MT (12-T)	DR	DD	12	6380N-PT	6907N
Volvo VED7, 6.7L	2003-96	Delco System	DR	PLGR	12	6907N	
Volvo VED7, 6.7L		Opt. 42MT (w/OCP, w/o IMS, Rotate Nose)	DR	DD	12	6777N	6907N
Waukesha							
135							
Diesel Eng.	1967-63	11T Clutch Drive - 12V	DR	DD	12	3974N	6356N
Diesel Eng.		11T Clutch Drive - 24V	DR	DD	24	3745N	6370N
Diesel Eng.	1964-63	12T Clutch Drive - 12V	DR	DD	12	3339N	18572N
180							
4 Cyl. Diesel Eng.	1974-67	DR 20MT, 12V/ 10T, Spragg Drive	DR	OSGR	12	6576N	
4 Cyl. Diesel Eng.	1973-67	12-T Roller Clutch	DR	OSGR	12	6571N	
180DCL							
4 Cyl. Diesel Eng.	1974-70	12-T Roller Clutch	DR	OSGR	12	6571N	
4 Cyl. Diesel Eng.		DR 20MT, 12V/ 10T, Spragg Drive	DR	OSGR	12	6576N	
4-220D							
4 Cyl. Diesel Eng.	1990-86	w/37MT Starter	DR	DD	12	6395N	
4 Cyl. Diesel Eng.	1990-79	w/25MT Starter	DR	OSGR	12	6575N	
6-330D							
6 Cyl. Diesel	1990-86	12T Clutch Drive	DR	DD	12	6395N	
F-1077D							
Waukesha	1978-70	40MT, 24V / 11T	DR	DD	24	3745N	6370N

STARTERS

ENGINE	YEAR	APPLICATION	Mfg	Type	Volt	PART NO.	OPT. NO.
Waukesha (Cont'd)							
F-1077G							
Waukesha	1978-70	40MT, 24V / 11T	DR	DD	24	3745N	6370N
F-1197							
6 Cyl. Gas and Diesel	1990-86	Std. 24V CW Rotation	DR	DD	12	6356N	6924N
6 Cyl. Gas and Diesel	1986	Std. 42MT, 12V, w/o OCP	DR	DD	12	6511N	6924N
6 Cyl. Gas and Diesel	1985-81	Std. 12V Clutch Drive	DR	DD	12	3974N	6356N
6 Cyl. Gas and Diesel		Std. 24V CW Rotation	DR	DD	24	3745N	6370N
6 Cyl. Gas and Diesel	1980-63	Std. 12V Clutch Drive	DR	DD	12	3974N	6356N
6 Cyl. Gas and Diesel		Std. 24V CW Rotation	DR	DD	24	3745N	6370N
6 Cyl. Gas and Diesel	1973-63	Opt. 24V CW Rotation	DR	DD	24	4930N	
6 Cyl. Gas and Diesel	1970-68	Std. 24V CCW Rotation	DR	DD	24	3702N	
6 Cyl. Gas and Diesel	All	Delco 40MT/24V, LH Mount, 11T / CCW	DR	DD	24	3288N	
6 Cyl. Gas and Diesel		Delco 40MT/24V, RH Mount, 11T / CCW	DR	DD	24	3288N	
6 Cyl. Gas and Diesel		Delco 42MT/24V, 11T / CCW	DR	DD	24	6263N	
F-1905							
6 Cyl. LPG and Diesel	1973-63	Opt. 24V CW Rotation	DR	DD	24	4930N	
6 Cyl. LPG and Diesel		Std. 24V CW Rotation	DR	DD	24	3745N	6370N
6 Cyl. LPG and Diesel	1970-68	Std. 24V CCW Rotation	DR	DD	24	3702N	
6 Cyl. LPG and Diesel	All	Delco 40MT/24V, LH Mount, 11T / CCW	DR	DD	24	3288N	
6 Cyl. LPG and Diesel		Delco 40MT/24V, RH Mount, 11T / CCW	DR	DD	24	3288N	
6 Cyl. LPG and Diesel		Delco 42MT/24V, 11T / CCW	DR	DD	24	6263N	
F-2894							
6 Cyl. LPG and Diesel	1966-63	Std. 24V CCW Rotation	DR	DD	24	3702N	
6 Cyl. LPG and Diesel		Std. 24V CW Rotation	DR	DD	24	4930N	
6 Cyl. LPG and Diesel	All	Delco 40MT/24V, LH Mount, 11T / CCW	DR	DD	24	3288N	
6 Cyl. LPG and Diesel		Delco 40MT/24V, RH Mount, 11T / CCW	DR	DD	24	3288N	
6 Cyl. LPG and Diesel		Delco 42MT/24V, 11T / CCW	DR	DD	24	6263N	
F-2895							
6 Cyl. Gas, LPG & Diesel	1989-82	Std. 24V CCW Rotation	DR	DD	24	3702N	
6 Cyl. Gas, LPG & Diesel		Std. 24V CW Rotation	DR	DD	24	4930N	
6 Cyl. Gas, LPG & Diesel	1981	Std. 24V CCW Rotation	DR	DD	24	3702N	
6 Cyl. Gas, LPG & Diesel		Std. 24V CW Rotation	DR	DD	24	4930N	
6 Cyl. Gas, LPG & Diesel	1980-68	Std. 24V CCW Rotation	DR	DD	24	3702N	
6 Cyl. Gas, LPG & Diesel	1980-67	Std. 24V CW Rotation	DR	DD	24	4930N	
6 Cyl. Gas, LPG & Diesel	1978-68	Opt. 24V CW Rotation	DR	DD	24	4930N	
6 Cyl. Gas, LPG & Diesel		Std. 24V CW Rotation	DR	DD	24	3745N	6370N
6 Cyl. Gas, LPG & Diesel	All	Delco 40MT/24V, LH Mount, 11T / CCW	DR	DD	24	3288N	
6 Cyl. Gas, LPG & Diesel		Delco 40MT/24V, RH Mount, 11T / CCW	DR	DD	24	3288N	
6 Cyl. Gas, LPG & Diesel		Delco 42MT/24V, 11T / CCW	DR	DD	24	6263N	
F-3335D							
6 Cyl. Diesel	1989-82	Std. 24V CW Rotation	DR	DD	24	4930N	
6 Cyl. Diesel	1981	Std. 24V CW Rotation	DR	DD	24	4930N	
6 Cyl. Diesel	1980-79	Std. 24V CW Rotation	DR	DD	24	4930N	
F-3520G							
6 Cyl. Gas	1965-63	Std. 24V CW Rotation	DR	DD	24	4930N	
F-3521							
6 Cyl. Gas and LPG	1989-82	Std. 24V CW Rotation	DR	DD	24	4930N	
6 Cyl. Gas and LPG	1981	Std. 24V CW Rotation	DR	DD	24	4930N	
6 Cyl. Gas and LPG	1980-67	Std. 24V CW Rotation	DR	DD	24	4930N	
6 Cyl. Gas and LPG	1978-68	Opt. 24V CW Rotation	DR	DD	24	4930N	
6 Cyl. Gas and LPG		Std. 24V CW Rotation	DR	DD	24	3745N	6370N
6 Cyl. Gas and LPG	1970-68	Std. 24V CCW Rotation	DR	DD	24	3702N	
6 Cyl. Gas and LPG	All	Delco 40MT/24V, LH Mount, 11T / CCW	DR	DD	24	3288N	
6 Cyl. Gas and LPG		Delco 40MT/24V, RH Mount, 11T / CCW	DR	DD	24	3288N	
6 Cyl. Gas and LPG		Delco 42MT/24V, 11T / CCW	DR	DD	24	6263N	
F-817G							
6 Cyl. Gas	1990-86	12T Clutch Drive - 12V	DR	DD	12	6380N-PT	6907N
6 Cyl. Gas		w/Clutch Drive - 24V	DR	DD	24	6359N-PT	
6 Cyl. Gas	1985-84	w/Clutch Drive - 24V	DR	DD	24	6359N-PT	
6 Cyl. Gas	1983-75	w/Clutch Drive - 24V	DR	DD	24	6359N-PT	
H-1077							
8 Cyl. Gas and Diesel	1978-68	Opt. 24V CW Rotation	DR	DD	24	4930N	
8 Cyl. Gas and Diesel		Std. 24V CW Rotation	DR	DD	24	3745N	6370N

STARTERS

STARTERS

ENGINE	YEAR	APPLICATION	Mfg	Type	Volt	PART NO.	OPT. NO.
Waukesha (Cont'd)							
H-1077 (Cont'd)							
8 Cyl. Gas and Diesel	1974-68	Std. 12V Clutch Drive	DR	DD	12	3974N	6356N
8 Cyl. Gas and Diesel	1970-68	Std. 24V CCW Rotation	DR	DD	24	3702N	
8 Cyl. Gas and Diesel	All	Delco 40MT/24V, LH Mount, 11T / CCW	DR	DD	24	3288N	
8 Cyl. Gas and Diesel		Delco 40MT/24V, RH Mount, 11T / CCW	DR	DD	24	3288N	
8 Cyl. Gas and Diesel		Delco 42MT/24V, 11T / CCW	DR	DD	24	6263N	
H-884							
Roiline Eng.	1973-63	12T Clutch Drive - 24V	DR	DD	24	3948N	6360N
L-1616							
12 Cyl. Gas and Diesel	1978-68	Opt. 24V CW Rotation	DR	DD	24	4930N	6370N
12 Cyl. Gas and Diesel		Std. 24V CW Rotation	DR	DD	24	3745N	
12 Cyl. Gas and Diesel	1970-68	Std. 24V CCW Rotation	DR	DD	24	3702N	
12 Cyl. Gas and Diesel	All	Delco 40MT/24V, LH Mount, 11T / CCW	DR	DD	24	3288N	
12 Cyl. Gas and Diesel		Delco 40MT/24V, RH Mount, 11T / CCW	DR	DD	24	3288N	
12 Cyl. Gas and Diesel		Delco 42MT/24V, 11T / CCW	DR	DD	24	6263N	
L-5100D							
12 Cyl. Diesel	1974-68	Opt. 24V CW Rotation	DR	DD	24	4930N	6370N
12 Cyl. Diesel		Std. 24V CW Rotation	DR	DD	24	3745N	
12 Cyl. Diesel	1970-68	Std. 24V CCW Rotation	DR	DD	24	3702N	
12 Cyl. Diesel	1967	Std. 24V CW Rotation	DR	DD	24	4930N	
12 Cyl. Diesel	All	Delco 40MT/24V, LH Mount, 11T / CCW	DR	DD	24	3288N	
12 Cyl. Diesel		Delco 40MT/24V, RH Mount, 11T / CCW	DR	DD	24	3288N	
12 Cyl. Diesel		Delco 42MT/24V, 11T / CCW	DR	DD	24	6263N	
L-5108G							
12 Cyl. Gas	1989-82	Std. 24V CW Rotation	DR	DD	24	4930N	6370N
12 Cyl. Gas	1981	Std. 24V CW Rotation	DR	DD	24	4930N	
12 Cyl. Gas	1980-67	Std. 24V CW Rotation	DR	DD	24	4930N	
12 Cyl. Gas	1978-68	Opt. 24V CW Rotation	DR	DD	24	4930N	
12 Cyl. Gas		Std. 24V CW Rotation	DR	DD	24	3745N	
12 Cyl. Gas	1970-68	Std. 24V CCW Rotation	DR	DD	24	3702N	
12 Cyl. Gas	All	Delco 40MT/24V, LH Mount, 11T / CCW	DR	DD	24	3288N	
12 Cyl. Gas		Delco 40MT/24V, RH Mount, 11T / CCW	DR	DD	24	3288N	
12 Cyl. Gas		Delco 42MT/24V, 11T / CCW	DR	DD	24	6263N	
L-5788							
12 Cyl. LPG and Diesel	1965-63	Std. 24V CW Rotation	DR	DD	24	4930N	
L-5790							
12 Cyl. Gas and Diesel	1989-82	Std. 24V CW Rotation	DR	DD	24	4930N	6370N
12 Cyl. Gas and Diesel	1981	Std. 24V CW Rotation	DR	DD	24	4930N	
12 Cyl. Gas and Diesel	1980-67	Std. 24V CW Rotation	DR	DD	24	4930N	
12 Cyl. Gas and Diesel	1978-68	Opt. 24V CW Rotation	DR	DD	24	4930N	
12 Cyl. Gas and Diesel		Std. 24V CW Rotation	DR	DD	24	3745N	
12 Cyl. Gas and Diesel	1970-68	Std. 24V CCW Rotation	DR	DD	24	3702N	
12 Cyl. Gas and Diesel	All	Delco 40MT/24V, LH Mount, 11T / CCW	DR	DD	24	3288N	
12 Cyl. Gas and Diesel		Delco 40MT/24V, RH Mount, 11T / CCW	DR	DD	24	3288N	
12 Cyl. Gas and Diesel		Delco 42MT/24V, 11T / CCW	DR	DD	24	6263N	
L-5792							
12 Cyl. Gas and Diesel	1978-75	Opt. 24V CW Rotation	DR	DD	24	4930N	6370N
12 Cyl. Gas and Diesel		Std. 24V CW Rotation	DR	DD	24	3745N	
L-5890							
12 Cyl. Gas	1970-68	Opt. 24V CW Rotation	DR	DD	24	4930N	6370N
12 Cyl. Gas		Std. 24V CCW Rotation	DR	DD	24	3702N	
12 Cyl. Gas		Std. 24V CW Rotation	DR	DD	24	3745N	
12 Cyl. Gas	All	Delco 40MT/24V, LH Mount, 11T / CCW	DR	DD	24	3288N	
12 Cyl. Gas		Delco 40MT/24V, RH Mount, 11T / CCW	DR	DD	24	3288N	
12 Cyl. Gas		Delco 42MT/24V, 11T / CCW	DR	DD	24	6263N	
L-5892G							
Waukesha	1971-70	40MT, 24V / 11T	DR	DD	24	3745N	6370N
L-6670D							
12 Cyl. Diesel	1989-82	Std. 24V CW Rotation	DR	DD	24	4930N	
12 Cyl. Diesel	1981	Std. 24V CW Rotation	DR	DD	24	4930N	
12 Cyl. Diesel	1980-79	Std. 24V CW Rotation	DR	DD	24	4930N	

STARTERS

ENGINE	YEAR	APPLICATION	Mfg	Type	Volt	PART NO.	OPT. NO.
Waukesha (Cont'd)							
L-7040G							
LPG & Diesel Eng.	1965-63	Std. 24V CW Rotation	DR	DD	24	4930N	
L-7042G							
12 Cyl. Gas and Diesel	1989-82	Std. 24V CW Rotation	DR	DD	24	4930N	
12 Cyl. Gas and Diesel	1981	Std. 24V CW Rotation	DR	DD	24	4930N	
12 Cyl. Gas and Diesel	1980-67	Std. 24V CW Rotation	DR	DD	24	4930N	
12 Cyl. Gas and Diesel	1978-68	Opt. 24V CW Rotation	DR	DD	24	4930N	
12 Cyl. Gas and Diesel		Std. 24V CW Rotation	DR	DD	24	3745N	6370N
12 Cyl. Gas and Diesel	1970-68	Std. 24V CCW Rotation	DR	DD	24	3702N	
12 Cyl. Gas and Diesel	All	Delco 40MT/24V, LH Mount, 11T / CCW	DR	DD	24	3288N	
12 Cyl. Gas and Diesel		Delco 40MT/24V, RH Mount, 11T / CCW	DR	DD	24	3288N	
12 Cyl. Gas and Diesel		Delco 42MT/24V, 11T / CCW	DR	DD	24	6263N	
P-2154							
16 Cyl. Gas and Diesel	1978-71	Opt. 24V CW Rotation	DR	DD	24	4930N	
16 Cyl. Gas and Diesel		Std. 24V CW Rotation	DR	DD	24	3745N	6370N
VRD155							
Diesel Eng.	1990-86	12T Clutch Drive	DR	DD	12	6395N	
Diesel Eng.	1990-84	DR 27MT, 12V/ 10T short sol.	DR	OSGR	12	6576N	
Diesel Eng.	1983-75	DR 20MT, 12V/ 10T, Spragg Drive	DR	OSGR	12	6576N	
VRD-232							
6 Cyl. Diesel	1983-79	DR 20MT, 12V/ 10T, Spragg Drive	DR	OSGR	12	6576N	
Western Star							
All Models (By Engine)							
Caterpillar 1693	1981-77	Std. 50MT	DR	DD	24	4897N	
Caterpillar 3126	2003-00	Denso OSGR Replacement	ND	OSGR	12	18989N	6668N
Caterpillar 3126		Std. 37MT	DR	DD	12	6505N-PT	6807N
Caterpillar 3126	2003-96	Opt. 41MT (w/OCP)	DR	DD	12	6668N	18989N
Caterpillar 3126		Std. 41MT	DR	DD	12	6667N	
Caterpillar 3176, 10.3L	1997-89	42MT Service unit (24V, w/OCP) w/add. DEH positions .	DR	DD	24	6553N	6853N
Caterpillar 3176, 10.3L		42MT/HD, w/IMS & SSL sol., w/o OCP	DR	PLGR	12	6924N	
Caterpillar 3176, 10.3L		42MT/HD, w/IMS, OCP & SSL Sol.	DR	PLGR	12	6924N	
Caterpillar 3176, 10.3L		Opt 42MT, 12V, w/OCP	DR	DD	12	6554N	6924N
Caterpillar 3176, 10.3L		Opt. 42MT (24V, w/OCP)	DR	DD	24	6552N	6853N
Caterpillar 3176, 10.3L		Opt. 50MT (12V)	DR	DD	12	3905N	
Caterpillar 3176, 10.3L		Opt. Denso PLGR, 24 Volt	ND	PLGR	24	19153N	6853N
Caterpillar 3176, 10.3L		Opt. Denso PLGR, 24 Volt, w/IMS	ND	PLGR	24	19153N	6853N
Caterpillar 3176, 10.3L		Std. 42MT, 12V, w/o OCP	DR	DD	12	6511N	6924N
Caterpillar 3208	1978-74	Std. 40MT (12V)	DR	DD	12	3339N	18572N
Caterpillar 3208		Std. 40MT (24V)	DR	DD	24	3948N	6360N
Caterpillar 3305, 10.5L		Denso PLGR, w/IMS	ND	PLGR	12	18572N	6907N
Caterpillar 3306	1999-86	Opt. 42MT (w/OCP)	DR	DD	12	6566N	
Caterpillar 3306		Std. 42MT	DR	DD	12	6516N	6566N
Caterpillar 3306	1985-74	Std. 40MT (12V)	DR	DD	12	3339N	18572N
Caterpillar 3306		Std. 40MT (24V)	DR	DD	24	3948N	6360N
Caterpillar 3306, 10.5L	1984-74	Denso PLGR, w/IMS	ND	PLGR	12	18572N	6907N
Caterpillar 3406	2003-86	42MT, 24Volt	DR	DD	24	6370N	6853N
Caterpillar 3406		Opt 42MT, 12V, w/OCP	DR	DD	12	6554N	6924N
Caterpillar 3406		Opt.39MT service repl., 24V / 11T	DR	PLGR	24	6819N	
Caterpillar 3406		Std. 42MT, 12V, w/o OCP	DR	DD	12	6511N	6924N
Caterpillar 3406	1985-74	Std. 40MT (12V)	DR	DD	12	3974N	6356N
Caterpillar 3406		Std. 40MT (24V)	DR	DD	24	3745N	6370N
Caterpillar 3406, 14.6L	2003-99	Opt. 42MT HD, w/OCP & IMS	DR	PLGR	12	6924N	
Caterpillar 3406, 14.6L	2000-86	42MT Service unit (24V, w/OCP) w/add. DEH positions .	DR	DD	24	6553N	6853N
Caterpillar 3406, 14.6L		42MT/HD, w/IMS & SSL sol., w/o OCP	DR	PLGR	12	6924N	
Caterpillar 3406, 14.6L		42MT/HD, w/IMS, OCP & SSL Sol.	DR	PLGR	12	6924N	
Caterpillar 3406, 14.6L		Opt. 42MT (24V, w/OCP)	DR	DD	24	6552N	6853N
Caterpillar 3406, 14.6L	1998-86	Opt. 50MT (12V)	DR	DD	12	3905N	
Caterpillar 3406, 14.6L	1978-74	Std. 50MT (24V)	DR	DD	24	4930N	
Caterpillar 3408	1988-74	Std. 50MT (24V)	DR	DD	24	4930N	
Caterpillar 3408, 18.0L		Opt. 50MT (12V)	DR	DD	12	3905N	
Caterpillar C-10	2003-97	Opt. 39MT	DR	PLGR	12	6911N	6924N
Caterpillar C-10		Opt. 39MT (HD Version, w/IMS, w/OCP)	DR	PLGR	12	6911N	6924N
Caterpillar C-10		Opt. 39MT (w/OCP)	DR	PLGR	12	6911N	6924N
Caterpillar C-10		Opt. 42MT (w/OCP)	DR	DD	12	6513N	6924N

STARTERS

STARTERS

ENGINE	YEAR	APPLICATION	Mfg	Type	Volt	PART NO.	OPT. NO.
Western Star (Cont'd)							
All Models (By Engine) (Cont'd)							
Caterpillar C-10	2003-97	Opt. Denso OSGR Replacement	ND	OSGR	12	19503N	6924N
Caterpillar C-10		Opt. Denso PLGR Replacement	ND	PLGR	12	18571N	6924N
Caterpillar C-10		Opt.39MT Serv. Repl., w/IMS, OCP & Rot. DEH	DR	PLGR	12	6924N	
Caterpillar C-10		Std. 42MT	DR	DD	12	6356N	6924N
Caterpillar C10, 10.3L		Opt. 42MT HD, w/OCP & IMS	DR	PLGR	12	6924N	
Caterpillar C-12	2004-97	Opt. 39MT	DR	PLGR	12	6911N	6924N
Caterpillar C-12		Opt. 39MT (HD Version, w/IMS, w/OCP)	DR	PLGR	12	6911N	6924N
Caterpillar C-12		Opt. 39MT (w/OCP)	DR	PLGR	12	6911N	6924N
Caterpillar C-12		Opt. 42MT (w/OCP)	DR	DD	12	6513N	6924N
Caterpillar C-12		Opt. Denso OSGR Replacement	ND	OSGR	12	19503N	6924N
Caterpillar C-12		Opt. Denso PLGR Replacement	ND	PLGR	12	18571N	6924N
Caterpillar C-12		Opt.39MT Serv. Repl., w/IMS, OCP & Rot. DEH	DR	PLGR	12	6924N	
Caterpillar C-12		Std. 42MT	DR	DD	12	6356N	6924N
Caterpillar C12, 12.0L		Opt. 42MT HD, w/OCP & IMS	DR	PLGR	12	6924N	
Caterpillar C-13	2008-04	Opt. 39MT	DR	PLGR	12	6911N	6924N
Caterpillar C-13		Opt. 39MT (HD Version, w/IMS, w/OCP)	DR	PLGR	12	6911N	6924N
Caterpillar C-13		Opt. 39MT (w/OCP)	DR	PLGR	12	6911N	6924N
Caterpillar C-13		Opt. 42MT (w/OCP)	DR	DD	12	6513N	6924N
Caterpillar C-13		Opt. Denso PLGR Replacement	ND	PLGR	12	18571N	6924N
Caterpillar C-13		Opt.39MT Serv. Repl., w/IMS, OCP & Rot. DEH	DR	PLGR	12	6924N	
Caterpillar C-13		Std. 42MT	DR	DD	12	6356N	6924N
Caterpillar C-13	2007-04	Opt. Denso OSGR Replacement	ND	OSGR	12	19501N	6924N
Caterpillar C13, 12.5L		Opt. 42MT HD, w/OCP & IMS	DR	PLGR	12	6924N	
Caterpillar C-15	2008-97	Opt. 39MT	DR	PLGR	12	6911N	6924N
Caterpillar C-15		Opt. 39MT (HD Version, w/IMS, w/OCP)	DR	PLGR	12	6911N	6924N
Caterpillar C-15		Opt. 39MT (w/OCP)	DR	PLGR	12	6911N	6924N
Caterpillar C-15		Opt. 42MT (w/OCP)	DR	DD	12	6513N	6924N
Caterpillar C-15		Opt. Denso OSGR Replacement	ND	OSGR	12	19501N	6924N
Caterpillar C-15		Opt. Denso PLGR Replacement	ND	PLGR	12	18571N	6924N
Caterpillar C-15		Opt.39MT Serv. Repl., w/IMS, OCP & Rot. DEH	DR	PLGR	12	6924N	
Caterpillar C-15		Std. 42MT	DR	DD	12	6356N	6924N
Caterpillar C15, 15.2L	2007-97	Opt. 42MT HD, w/OCP & IMS	DR	PLGR	12	6924N	
Caterpillar C16, 15.8L	2003-99	42MT/HD, w/IMS & SSL sol., w/o OCP	DR	PLGR	12	6924N	
Caterpillar C16, 15.8L		42MT/HD, w/IMS, OCP & SSL Sol.	DR	PLGR	12	6924N	
Caterpillar C16, 15.8L		Opt 42MT, 12V, w/OCP	DR	DD	12	6554N	6924N
Caterpillar C16, 15.8L		Std. 42MT, 12V, w/o OCP	DR	DD	12	6511N	6924N
Cummins 6C, 8.3L	1992-89	Delco 42MT	DR	DD	12	6371N	6907N
Cummins ISM	2003-99	Opt. 39MT	DR	PLGR	12	6911N	6924N
Cummins ISM		Opt. 39MT (HD Version, w/IMS, w/OCP)	DR	PLGR	12	6911N	6924N
Cummins ISM		Opt. 39MT/Rotatable DEH, w/OCP & IMS	DR	PLGR	12	6911N	6924N
Cummins ISM		Opt. 42MT (w/OCP)	DR	DD	12	6513N	6924N
Cummins ISM		Opt. Denso OSGR Replacement	ND	OSGR	12	19501N	6924N
Cummins ISM		Opt. Denso PLGR Replacement	ND	PLGR	12	18571N	6924N
Cummins ISM		Opt.39MT Serv. Repl., w/IMS, OCP & Rot. DEH	DR	PLGR	12	6924N	
Cummins ISM		Std. 42MT	DR	DD	12	6356N	6924N
Cummins ISM, 10.8L		Opt. 42MT HD, w/OCP & IMS	DR	PLGR	12	6924N	
Cummins ISX		Opt. 39MT	DR	PLGR	12	6911N	6924N
Cummins ISX		Opt. 39MT (HD Version, w/IMS, w/OCP)	DR	PLGR	12	6911N	6924N
Cummins ISX		Opt. 39MT (w/Shield on Solenoid)	DR	PLGR	12	6911N	6924N
Cummins ISX		Opt. 39MT/Rotatable DEH, w/OCP & IMS	DR	PLGR	12	6911N	6924N
Cummins ISX		Opt. 42MT (w/OCP)	DR	DD	12	6513N	6924N
Cummins ISX		Opt. Denso OSGR Replacement	ND	OSGR	12	19503N	6924N
Cummins ISX		Opt. Denso PLGR Replacement	ND	PLGR	12	18571N	6924N
Cummins ISX		Opt.39MT Serv. Repl., w/IMS, OCP & Rot. DEH	DR	PLGR	12	6924N	
Cummins ISX		Std. 42MT	DR	DD	12	6356N	6924N
Cummins ISX10, 10.8L		Opt. 42MT HD, w/OCP & IMS	DR	PLGR	12	6924N	
Cummins K / KT	1988-74	Std. 50MT (24V)	DR	DD	24	4930N	
Cummins L-10	1998-91	Opt. 50MT (12V)	DR	DD	12	3905N	
Cummins L-10		Opt. Denso PLGR Replacement	ND	PLGR	12	18571N	6924N
Cummins L-10	1998-86	Std. 42MT, 12V, w/o OCP	DR	DD	12	6511N	6924N
Cummins L-10	1998-84	Opt 42MT, 12V, w/OCP	DR	DD	12	6554N	6924N
Cummins L-10	1985-84	42MT, 24Volt	DR	DD	24	6370N	6853N
Cummins L-10		Opt. 50MT (12V)	DR	DD	12	3905N	
Cummins L-10		Opt. 50MT (24V)	DR	DD	24	4930N	
Cummins L-10		Opt.39MT service repl., 24V / 11T	DR	PLGR	24	6819N	
Cummins L-10		Std. 42MT (12V)	DR	DD	12	6356N	6924N

STARTERS

ENGINE	YEAR	APPLICATION	Mfg	Type	Volt	PART NO.	OPT. NO.
Western Star (Cont'd)							
All Models (By Engine) (Cont'd)							
Cummins M11	2002-94	Opt. 42MT (w/OCP)	DR	DD	12	6513N	6924N
Cummins M11		Opt. Denso PLGR Replacement	ND	PLGR	12	18571N	6924N
Cummins M11		Std. 42MT	DR	DD	12	6356N	6924N
Cummins M11	1998-94	Opt. 39MT	DR	PLGR	12	6911N	6924N
Cummins M11		Opt. 39MT/Rotatable DEH, w/OCP & IMS	DR	PLGR	12	6911N	6924N
Cummins M11		Opt. Denso OSGR Replacement	ND	OSGR	12	19502N	6924N
Cummins M11		Opt.39MT Serv. Repl., w/IMS, OCP & Rot. DEH	DR	PLGR	12	6924N	
Cummins M11, 10.8L		Opt. 42MT HD, w/OCP & IMS	DR	PLGR	12	6924N	
Cummins N14	2003-94	Opt. 39MT	DR	PLGR	12	6911N	6924N
Cummins N14		Opt. 39MT (HD Version, w/IMS, w/OCP)	DR	PLGR	12	6911N	6924N
Cummins N14		Opt. 39MT/Rotatable DEH, w/OCP & IMS	DR	PLGR	12	6911N	6924N
Cummins N14		Opt. 42MT (w/OCP)	DR	DD	12	6513N	6924N
Cummins N14		Opt. Denso OSGR Replacement	ND	OSGR	12	19503N	6924N
Cummins N14		Opt. Denso PLGR Replacement	ND	PLGR	12	18571N	6924N
Cummins N14		Opt.39MT Serv. Repl., w/IMS, OCP & Rot. DEH	DR	PLGR	12	6924N	
Cummins N14	2003-93	Std. 42MT	DR	DD	12	6356N	6924N
Cummins N14	1993	Opt. 42MT (w/OCP)	DR	DD	12	6513N	6924N
Cummins N14	1992-85	Opt 42MT, 12V, w/OCP	DR	DD	12	6554N	6924N
Cummins N14		Opt. 50MT (12V)	DR	DD	12	3905N	
Cummins N14		Std. 42MT, 12V, w/o OCP	DR	DD	12	6511N	6924N
Cummins NH / NTA / NTC	1982-74	Std. 40MT (12V)	DR	DD	12	3974N	6356N
Cummins NH / NTA / NTC		Std. 40MT (24V)	DR	DD	24	3745N	6370N
Cummins Signature	2003-99	Opt. 42MT (w/OCP)	DR	DD	12	6513N	6924N
Cummins Signature		Opt. Denso PLGR Repl. For 42MT	ND	PLGR	12	18571N	6924N
Cummins Signature		Std. 42MT	DR	DD	12	6356N	6924N
Cummins Signature	2001-99	Opt. 39MT Repl. For 42MT	DR	PLGR	12	6911N	6924N
Cummins Signature		Opt. 39MT/Rotatable DEH, w/OCP & IMS	DR	PLGR	12	6911N	6924N
Cummins Signature		Opt.39MT Serv. Repl., w/IMS, OCP & Rot. DEH	DR	PLGR	12	6924N	
Cummins Signature 600, 15.0L	2003-99	Opt. 42MT HD, w/OCP & IMS	DR	PLGR	12	6924N	
Cummins V-903	1984-74	Std. 40MT (12V)	DR	DD	12	3974N	6356N
Cummins V-903		Std. 40MT (24V)	DR	DD	24	3745N	6370N
Cummins VT-555	1986-85	Opt 42MT, 12V, w/OCP	DR	DD	12	6554N	6924N
Cummins VT-555		Std. 42MT, 12V, w/o OCP	DR	DD	12	6511N	6924N
Cummins VT-555	1984-79	Std. 40MT (12V)	DR	DD	12	3974N	6356N
Cummins VT-555	1978-74	Std. 40MT (12V)	DR	DD	12	3974N	6356N
DD 12V-71	1979-74	Std. 50MT (24V)	DR	DD	24	4930N	
DD 12V-71, 14.0L		Std. 50MT (12V)	DR	DD	12	3905N	
DD 60 Series	2003-94	Opt. 39MT	DR	PLGR	12	6911N	6924N
DD 60 Series		Opt. 39MT (HD Version, w/IMS, w/OCP)	DR	PLGR	12	6911N	6924N
DD 60 Series		Opt. 39MT (w/OCP)	DR	PLGR	12	6911N	6924N
DD 60 Series		Opt. Denso OSGR Replacement	ND	OSGR	12	19503N	6924N
DD 60 Series		Opt. Denso PLGR Replacement	ND	PLGR	12	18571N	6924N
DD 60 Series		Opt.39MT Serv. Repl., w/IMS, OCP & Rot. DEH	DR	PLGR	12	6924N	
DD 60 Series	2003-93	Std. 42MT	DR	DD	12	6356N	6924N
DD 60 Series	1993	Std. 50MT	DR	DD	12	3905N	
DD 60 Series	1993-89	Opt 42MT, 12V, w/OCP	DR	DD	12	6554N	6924N
DD 60 Series	1992-89	42MT, 24Volt	DR	DD	24	6370N	6853N
DD 60 Series		Opt. 50MT (12V)	DR	DD	12	3905N	
DD 60 Series		Opt. 50MT (24V)	DR	DD	24	4930N	
DD 60 Series		Opt.39MT service repl., 24V / 11T	DR	PLGR	24	6819N	
DD 60 Series		Std. 42MT, 12V, w/o OCP	DR	DD	12	6511N	6924N
DD 60 Series, 11.1L	2003-94	Opt. 42MT (w/OCP)	DR	DD	12	6513N	6924N
DD 6V-71	1979-74	Std. 40MT (12V)	DR	DD	12	3974N	6356N
DD 6V-71		Std. 40MT (24V)	DR	DD	24	3745N	6370N
DD 6V-92	1984-74	Std. 40MT (12V)	DR	DD	12	3974N	6356N
DD 6V-92		Std. 40MT (24V)	DR	DD	24	3745N	6370N
DD 6V-92, 9.0L	2001-94	42MT, 24Volt	DR	DD	24	6370N	6853N
DD 6V-92, 9.0L		Opt 42MT, 12V, w/OCP	DR	DD	12	6554N	6924N
DD 6V-92, 9.0L		Opt.39MT service repl., 24V / 11T	DR	PLGR	24	6819N	
DD 6V-92, 9.0L		Std. 42MT, 12V, w/o OCP	DR	DD	12	6511N	6924N
DD 6V-92, 9.0L	1993-85	Opt 42MT, 12V, w/OCP	DR	DD	12	6554N	6924N
DD 6V-92, 9.0L		Std. 42MT, 12V, w/o OCP	DR	DD	12	6511N	6924N
DD 8V-71	1980-74	Std. 40MT (12V)	DR	DD	12	3974N	6356N
DD 8V-71		Std. 40MT (24V)	DR	DD	24	3745N	6370N
DD 8V-92	1991-81	Std. 50MT (12V)	DR	DD	12	3905N	

STARTERS

STARTERS

ENGINE	YEAR	APPLICATION	Mfg	Type	Volt	PART NO.	OPT. NO.
Western Star (Cont'd)							
All Models (By Engine) (Cont'd)							
DD 8V-92	1980-74	Std. 50MT (24V)	DR	DD	24	4930N	
DD Series 60, 11.1L	2003-94	Opt. 42MT HD, w/OCP & IMS	DR	PLGR	12	6924N	
Mercedes MBE4000	2008-03	Opt. Denso OSGR Replacement	ND	OSGR	12	19504N	6919N
Mercedes MBE4000	2008-02	Opt. 39MT (HD Version, w/IMS, w/OCP)	DR	PLGR	12	6910N	6919N
Mercedes MBE4000		Opt. 39MT w/OCP, w/IMS	DR	PLGR	12	6910N	6919N
Mercedes MBE4000		Opt. 39MT w/OCP, w/o IMS	DR	PLGR	12	6910N	6919N
Mercedes MBE4000		Opt. 42MT w/OCP	DR	DD	12	6896N	6919N
Mercedes MBE4000		Opt. Mitsubishi Starter	MI	PLGR	12	19524N	6919N
Mercedes MBE4000		Opt.39MT Service repl., w/IMS, OCP & Rotatable DEH ..	DR	PLGR	12	6919N	
Mercedes MBE4000		Std. 39MT w/IMS	DR	PLGR	12	6910N	6919N
Mercedes MBE4000		Std. 39MT w/o IMS	DR	PLGR	12	6919N	
Mercedes MBE4000		Std. 42MT	DR	PLGR	12	6907N	
White							
All Models (By Engine)							
Caterpillar 1693	1981-74	Std. 50MT	DR	DD	24	4897N	
Caterpillar 3116	1995-90	Std. 37MT, 10-Tooth, w/o Ground Stud on Solenoid	DR	DD	12	6505N-PT	6807N
Caterpillar 3176, 10.3L	1995	Opt. 42MT (w/OCP)	DR	DD	12	6554N	6924N
Caterpillar 3176, 10.3L	1995-94	Opt. 42MT (w/OCP, w/IMS)	DR	PLGR	12	6924N	
Caterpillar 3176, 10.3L		Std. 42MT (w/IMS)	DR	DD	12	6356N	6924N
Caterpillar 3176, 10.3L	1995-90	Std. 42MT, 12V, w/o OCP	DR	DD	12	6511N	6924N
Caterpillar 3176, 10.3L	1994-90	Opt 42MT, 12V, w/OCP	DR	DD	12	6554N	6924N
Caterpillar 3176, 10.3L	1993-90	Opt. 50MT (12V)	DR	DD	12	3905N	
Caterpillar 3176, 10.3L		Opt.39MT service repl., 24V / 11T	DR	PLGR	24	6819N	
Caterpillar 3176, 10.3L		Std. 42MT (24V)	DR	DD	24	6370N	6853N
Caterpillar 3208	1984	Std. 42MT	DR	PLGR	12	6907N	
Caterpillar 3208	1983-74	Std. 40MT	DR	DD	12	3339N	18572N
Caterpillar 3306	1984	12 Volt	DR	DD	12	6516N	6566N
Caterpillar 3306	1983-74	12 Volt	DR	DD	12	3339N	18572N
Caterpillar 3306		24 Volt	DR	DD	24	3948N	6360N
Caterpillar 3406	1984	12 Volt	DR	DD	12	6356N	6924N
Caterpillar 3406		42MT, 24Volt	DR	DD	24	6370N	6853N
Caterpillar 3406		Opt.39MT service repl., 24V / 11T	DR	PLGR	24	6819N	
Caterpillar 3406	1983-74	12 Volt	DR	DD	12	3974N	6356N
Caterpillar 3406		24 Volt	DR	DD	24	3745N	6370N
Caterpillar 3408	1984-74	Std. 50MT	DR	DD	24	4930N	
Cummins 555, 9.1L	1986-82	Std. 42MT (12V)	DR	DD	12	6356N	6924N
Cummins HRB, HRF	1962-60	Optional	DR	DD	24	3745N	6370N
Cummins K / KT	1984-74	Std. 50MT	DR	DD	24	4930N	
Cummins L10, 10.0L	1995-86	Opt. 42MT (24V)	DR	DD	24	6370N	6853N
Cummins L10, 10.0L		Opt. 42MT, w/OCP, 29 Deg. Sol.	DR	DD	12	6513N	6924N
Cummins L10, 10.0L		Opt. 42MT, w/OCP, 88 Deg. Sol.	DR	DD	12	6554N	6924N
Cummins L10, 10.0L		Opt. 50MT (12V)	DR	DD	12	3905N	
Cummins L10, 10.0L		Opt.39MT service repl., 24V / 11T	DR	PLGR	24	6819N	
Cummins L10, 10.0L		Std. 42MT (12V) 52 Deg. Sol.	DR	DD	12	6356N	6924N
Cummins L10, 10.0L		Std. 42MT, 12V, w/o OCP, 88 Deg. Sol.	DR	DD	12	6511N	6924N
Cummins M11, 10.8L	1995-94	Opt. 42MT (w/OCP, w/IMS)	DR	PLGR	12	6924N	
Cummins M11, 10.8L		Opt. 42MT, w/OCP	DR	DD	12	6513N	6924N
Cummins M11, 10.8L		Std. 42MT (12V)	DR	DD	12	6356N	6924N
Cummins M11, 10.8L		Std. 42MT (w/IMS)	DR	DD	12	6356N	6924N
Cummins N14, 14.0L		Opt. 42MT (w/OCP, w/IMS)	DR	PLGR	12	6924N	
Cummins N14, 14.0L		Std. 42MT (w/IMS)	DR	DD	12	6356N	6924N
Cummins N14, 14.0L	1995-86	Opt. 42MT (12V, w/OCP)	DR	DD	12	6513N	6924N
Cummins N14, 14.0L	1995-82	Std. 42MT (12V)	DR	DD	12	6356N	6924N
Cummins N14, 14.0L	1993-86	Delco 50MT, 24 Volt	DR	DD	24	3902N	
Cummins N14, 14.0L		Opt 42MT, 12V, w/OCP	DR	DD	12	6554N	6924N
Cummins N14, 14.0L		Std. 42MT, 12V, w/o OCP	DR	DD	12	6511N	6924N
Cummins N14, 14.0L	1991	Opt. 42MT (w/OCP)	DR	DD	12	6554N	6924N
Cummins N14, 14.0L	1985-82	Opt. 42MT (24V)	DR	DD	24	6370N	6853N
Cummins N14, 14.0L		Opt.39MT service repl., 24V / 11T	DR	PLGR	24	6819N	
Cummins NH, NTO	1966-63	12 Volt	DR	DD	12	3974N	6356N
Cummins NH, NTO		24 Volt	DR	DD	24	3745N	6370N
Cummins NH, NTO	1962-60	Optional	DR	DD	24	3745N	6370N
Cummins NH.NTA,NTC,PT	1984	12 Volt	DR	DD	12	6356N	6924N
Cummins NH.NTA,NTC,PT		42MT, 24Volt	DR	DD	24	6370N	6853N

STARTERS

ENGINE	YEAR	APPLICATION	Mfg	Type	Volt	PART NO.	OPT. NO.
White (Cont'd)							
All Models (By Engine) (Cont'd)							
Cummins NH.NTA,NTC,PT	1984	Opt.39MT service repl., 24V / 11T	DR	PLGR	24	6819N	
Cummins NH.NTA,NTC,PT	1983-74	12 Volt	DR	DD	12	3974N	6356N
Cummins NH.NTA,NTC,PT		24 Volt	DR	DD	24	3745N	6370N
Cummins V504C, 8.3L	1995-89	42 MT w/OCP	DR	DD	12	6777N	6907N
Cummins V504C, 8.3L		Delco 42MT	DR	DD	12	6371N	6907N
Cummins VT-555	1978-74	12 Volt	DR	DD	12	3974N	6356N
Cummins VT-903		12 Volt	DR	DD	12	3974N	6356N
Cummins VT-903		24 Volt	DR	DD	24	3745N	6370N
DD 12V-71	1980-74	Std. 50MT	DR	DD	24	4930N	
DD 50 Series, 8.5L	1995-94	Opt. 42MT (12V, w/OCP)	DR	DD	12	6513N	6924N
DD 50 Series, 8.5L		Opt. 42MT (w/OCP, w/IMS)	DR	PLGR	12	6924N	
DD 50 Series, 8.5L		Std. 42MT (12V)	DR	DD	12	6356N	6924N
DD 50 Series, 8.5L		Std. 42MT (w/IMS)	DR	DD	12	6356N	6924N
DD 60 Series	1993-92	Opt 42MT, 12V, w/OCP	DR	DD	12	6554N	6924N
DD 60 Series	1993-90	Opt. 24 Volt, 50MT	DR	DD	24	4930N	
DD 60 Series		Opt. 42MT (24V)	DR	DD	24	6370N	6853N
DD 60 Series		Opt. 50MT (12V)	DR	DD	12	3905N	
DD 60 Series		Opt.39MT service repl., 24V / 11T	DR	PLGR	24	6819N	
DD 60 Series		Std. 42MT, 12V, w/o OCP	DR	DD	12	6511N	6924N
DD 60 Series	1991-90	Opt. 42MT (w/OCP)	DR	DD	12	6554N	6924N
DD 60 Series, 11.1L	1995-94	Opt. 42MT (12V, w/OCP)	DR	DD	12	6513N	6924N
DD 60 Series, 11.1L		Opt. 42MT (w/OCP, w/IMS)	DR	PLGR	12	6924N	
DD 60 Series, 11.1L		Std. 42MT (w/IMS)	DR	DD	12	6356N	6924N
DD 6V-71	1984-74	12 Volt	DR	DD	12	3974N	6356N
DD 6V-71		24 Volt	DR	DD	24	3745N	6370N
DD 6V-71, 7.0L	1988-86	Opt. 42MT (24V)	DR	DD	24	6370N	6853N
DD 6V-71, 7.0L		Opt.39MT service repl., 24V / 11T	DR	PLGR	24	6819N	
DD 6V-71, 7.0L		Std. 42MT (12V)	DR	DD	12	6356N	6924N
DD 6V-92	1983-74	12 Volt	DR	DD	12	3974N	6356N
DD 6V-92		24 Volt	DR	DD	24	3745N	6370N
DD 6V-92, 9.0L	1991-86	Opt. 42MT (12V, w/OCP)	DR	DD	12	6513N	6924N
DD 8V-71	1981-74	12 Volt	DR	DD	12	3974N	6356N
DD 8V-71		24 Volt	DR	DD	24	3745N	6370N
DD 8V-92	1991-78	Opt. 24 Volt, 50MT	DR	DD	24	4930N	
DD 8V-92	1984-79	Std. 50MT	DR	DD	12	3905N	
DD 8V-92	1977-74	Std. 50MT	DR	DD	24	4930N	
DD 8V-92, 12.1L	1988-85	Std. 50MT	DR	DD	12	3905N	
DD6V-92, 9.0L	1991-86	Std. 42MT, 12V, w/o OCP	DR	DD	12	6511N	6924N
DD6V-92, 9.0L	1991-85	Opt. 42MT (24V)	DR	DD	24	6370N	6853N
DD6V-92, 9.0L		Opt.39MT service repl., 24V / 11T	DR	PLGR	24	6819N	
DD6V-92, 9.0L		Std. 42MT (12V)	DR	DD	12	6356N	6924N
DD6V-92, 9.0L	1984	Opt. 42MT (24V)	DR	DD	24	6370N	6853N
DD6V-92, 9.0L		Opt.39MT service repl., 24V / 11T	DR	PLGR	24	6819N	
DD6V-92, 9.0L		Std. 42MT (12V)	DR	DD	12	6356N	6924N
Perkins 6-354	1966-61	Standard	DR	DD	12	6410N-PT	16635N
Volvo 3045 Diesel	1995-94	Opt. 42MT (w/OCP, w/IMS)	DR	PLGR	12	6919N	
Volvo 3045 Diesel		Opt. 42MT w/IMS	DR	DD	12	6371N	6907N
Volvo 3045 Diesel	1995-90	42MT w/OCP	DR	OSGR	12	6576N	
Volvo 3045 Diesel		Delco 42MT	DR	DD	12	6371N	6907N
Volvo VED12, 12.0L		37MT, w/OCP	DR	PLGR	12	6907N	
Volvo VED12, 12.0L		42 MT w/OCP	DR	DD	12	6777N	6907N
Volvo VED12, 12.0L		Std. 37MT, w/o OCP	DR	PLGR	12	6907N	
Volvo VED7, 7.0L		42 MT w/OCP	DR	DD	12	6777N	6907N
Volvo VED7, 7.0L		Delco 42MT	DR	DD	12	6371N	6907N
VT Cummins	1981-79	12 Volt, Std. 40MT	DR	DD	12	3974N	6356N
VT Cummins		40MT, 24 Volt	DR	DD	24	3745N	6370N
White (Rio Division)							
All Models (By Engine)							
GM 5.4L (327) V8 Gas	1968-67	Delco System	DR	DD	12	3633N	

STARTERS

INTERCHANGE

OEM No.	Part No.	OEM No.	Part No.	OEM No.	Part No.	OEM No.	Part No.
Bosch		Bosch		Case		Caterpillar	
0-120-489-704	13193N	0-124-655-002	12389N	513542C91	7612N	1005047	7254N
0-120-489-710	14390N	0-124-655-008	23877N	514089C91	7612N	1008223	12164N
0-120-489-725	14391N	0-124-655-021	23868N	522458C91	3974N	1008224	17257N
0-120-489-777	7127-12N	0-124-655-023	12389N	523579C91	3974N	1125041	7254N
0-120-489-778	7127-12N	0-986-013-420	19784N	527888C91	6370N	1142401	7975N
0-120-489-788	7127-12N	6-004-AA4-000	17785N	528965C91	7256N	1214134	7685N
0-120-489-830	7127-12N	6-004-MA5-001	13823N	530692C91	3974N	1463503	6924N
0-120-489-831	7127-12N	6-004-ML0-002	13920N	585947C91	7612N	1978820	12670N
0-120-489-832	7127-12N	6-004-ML0-004	13766N	627589C91	3745N	2371962	4930N
0-120-689-517	12615N	6-004-ML0-024	13860N	673782C91	3948N	002-5900	3948N
0-120-689-522	12615N	6-033-GB3-020	12596N	683594C91	7197N	0R0392	6505N-PT
0-120-689-527	12615N	6-033-GB3-021	12596N	690400C91	3745N	0R1522	7138N
0-120-689-540	12615N	6-033-GB3-023	12388N	690644C92	3948N	0R1699	7262N
0-120-689-541	12615N	9-000-083-028	17106N	739911C9	4930N	0R2186	6360N
0-120-689-546	12615N	9-000-083-054	17106N	739912C91	4930N	0R2186	6363N
0-120-689-552	12377N	9-000-083-064	18250N	755496C91	3745N	0R2187	6370N
0-120-689-555	12615N	9-000-083-065	18371N	777525C91	3974N	0R2189	6371N
0-120-689-566	12377N	9-000-083-071	17309N	782685C91	3974N	0R2190	6370N
0-120-689-567	12615N	9-000-084-018	18253N	786086C91	3974N	0R2191	6356N
0-120-689-569	12615N	9-000-084-018	18931N	875755R91	3974N	0R2415	7252N
0-120-689-572	12615N	9-000-084-019	18931N	989969C91	6370N	0R2697	3902N
0-120-689-582	12615N	9-000-143-406	16445N	989969R91	3745N	0R2698	7297N
0-121-544-602	12384N	9-000-143-408	16445N	A130665Z	7853N	0R2793	7850N
0-123-510-082	12384N	9-120-080-113	14391N	A130672Z	7853N	0R3614	7254N
0-123-510-107	12384N	9-120-080-114	12443N	A135714	7127-9N	0R3667	7254N
0-123-510-108	12384N	9-120-080-150	12443N	A145324	3339N	0R3749	7965N
0-123-520-023	12384N	9-120-080-158	14391N	A162578	3339N	0R4256	6360N
0-124-325-039	12382N	9-120-080-182	14391N	A163085	7853N	0R4257	6360N
0-124-325-046	12382N			A167152	7176N	0R4259	6370N
0-124-325-093	12382N			A170678	6359N-PT	0R4265	6907N
0-124-325-105	12382N	860135	12293N	A170746	16990N	0R4267	3902N
0-124-325-121	11076N			A181056	16990N	0R4272	4930N
0-124-325-133	11076N			A181766	7853N	0R4841	12670N
0-124-325-134	11076N	86982709	16990N	A186224	6907N	0R5202	7138N
0-124-325-152	11076N	87350916	16990N	A187568	6360N	0R5203	7263N
0-124-325-153	11076N	104213A2	6359N-PT	A34442	3339N	0R5205	7255N
0-124-325-154	11076N	104256A1	7138N	A47464	3339N	0R5206	7254N
0-124-425-001	13823N	104257A1	7197N	A47484	7176N	0R5207	3948N
0-124-425-035	11234N	107717A1	6356N	A47496	16658N	0R5209	3745N
0-124-515-064	12384N	114769A1	6360N	A47500	3948N	0R5213	4930N
0-124-515-114	12384N	116930A1	16658N	A49652	7197N	0R5217	7297N
0-124-525-004	13920N	121555C91	3974N	A75864	3339N	0R5218	6371N
0-124-525-005	13874N	130101Z	7122N	D42964	3948N	0R5270	3948N
0-124-525-006	13985N	1664631C91	7612N	E155737	18250N	0R5347	3974N
0-124-525-007	13917N	1664632C91	7612N	E41565	17073N	0R9226	18989N
0-124-525-041	13987N	1664633C91	7612N	E41565EX	17073N	0R9271	6382N-PT
0-124-525-051	13985N	1987559C1	16990N	L101465	7176N	104-7041	6370N
0-124-525-072	11075N	20-1295T91	3974N	L106562	6359N-PT	104-7042	6370N
0-124-525-085	12490N	20-1297T91	4930N	L112091	7176N	106-8551	6370N
0-124-525-104	11075N	20-2383T91	6356N	L114250	7197N	106-8552	6360N
0-124-525-105	11235N	20-2384T91	6356N	L118276	6360N	106-8554	6370N
0-124-525-109	12491N	20-2386T91	6371N	L72955	7197N	10R0400	6370N
0-124-525-111	11233N	22-702	7262N	L78103	7176N	185-5294	12670N
0-124-525-129	11239N	260493C91	6370N	L79906	6359N-PT	207-1556	6370N
0-124-525-154	11235N	262762C91	3974N	R26136	6359N-PT	2N2761	6356N
0-124-525-155	11233N	263819C91	6356N	R26137	3948N	2N3538	3339N
0-124-525-156	11239N	307822R92	3745N	R39341	16658N	2S0900	3948N
0-124-555-001	12387N	313979R92	3745N	R40563	6359N-PT	2S0945	7122N
0-124-555-002	12387N	313979R93	6370N	R42828	6359N-PT	2S7029	7266N
0-124-555-004	12387N	317941R92	3745N	R43343	3948N	2S900	3948N
0-124-555-009	12599N	3218544EX	14390N	R45968	3948N	3A1872	3948N
0-124-555-017	12599N	3218544R91	14390N	R46156	6359N-PT	3A1872H	3948N
0-124-555-020	12599N	412732C91	3974N	R47368	6359N-PT	3E1865	6382N-PT
0-124-555-022	12387N	415515C91	3974N			3E7578	7254N
0-124-555-027	12599N	423103C91	7138N			3E7863	6356N
0-124-555-028	12599N	424430C91	7138N	25900	3948N	3E7863	6511N
0-124-555-032	12387N	431481C91	3974N	086385	7122N	3L5278	7122N
0-124-615-015	12384N	431481R91	3974N	87828	4162N	3L8205	4930N
0-124-615-019	12384N	439677R91	3745N	302071	6410N-PT	3N2702	7297N
0-124-615-033	12384N	462588C91	4930N	343274	6410N-PT	3N2706	7297N
0-124-615-035	12384N	47-4089	7256N	347198	6576N	3R2657	6907N
0-124-625-020	12385N	489716C91	6370N	646218	6576N	3R7356	3948N
0-124-625-023	11217N	489717C91	4930N	664970	7122N	3T1888	7254N
0-124-625-043	12716N	510275C91	3974N	675359	6410N-PT	3T2579	6360N
0-124-625-044	12715N	513303C91	7612N	769132	6516N	3T2579	6363N

INTERCHANGE

INTERCHANGE

OEM No.	Part No.	OEM No.	Part No.	OEM No.	Part No.	OEM No.	Part No.
Caterpillar		Caterpillar		Caterpillar		Chrysler Corp.	
3T2646	3745N	5L637	3745N	8N2145	3948N	2444899	7006R
3T2647	3948N	5L648	4930N	9G4337	3948N	2444900	7006R
3T2649	3745N	5L8205	4930N	9G4338	3948N	2642121	7006R
3T2650	3745N	5LG48	4930N	9G4339	3948N	2642487	7006R
3T2652	3948N	5N2685	4930N	9G4339	6360N	2642537	7007R
3T2654	3974N	5N5692	7297N	9G5584	3745N	2642538	7007R
3T2655	3339N	5R3155	3948N	9G5585	3745N	2642630	7007R
3T2657	6907N	5R3857	3948N	9G6080	7127-12N	2642635	7007R
3T2659	3339N	5S6698	7255N	9G6096	3902N	2642638	7007R
3T2660	3948N	5Z1083	7252N	9G6097	3902N	2642692	3252R
3T2772	3948N	6B5539	6370N	9G8255	7297N	2642944	7006R
3T2780	4930N	6N0424	3702N	9G8854	3745N	2785560	17466N
3T2782	3902N	6N1889	6370N	9L2200	4897N	2875437	7006R
3T2783	3902N	6N3122	3745N	9L2507	6359N-PT	2875439	7006R
3T2784	3902N	6N5217	7297N	9L3597	3339N	2875442	7007R
3T2785	4930N	6N9249	7297N	9L5417	4897N	2875453	7007R
3T2787	4930N	6N9294	7297N	9L5938	7138N	2875549	7006R
3T2879	3974N	6N9667	4930N	9L6200	3974N	2875560	17466N
3T3152	3745N	6N9677	4930N	9L6463	7138N	2875712	7006R
3T3153	3745N	6P1395	8050N	9L6464	4930N	2875713	7006R
3T3154	3974N	6T0640	4930N	9L6474	4930N	2875720	7007R
3T3156	6924N	6T0643	3902N	9L6484	4930N	2875724	7007R
3T3778	4930N	6T0647	4930N	9L6691	3745N	2875844	7006R
3T4581	3948N	6T1395	8050N	9M1662	3948N	3000010	7006R
3T4582	3948N	6V0511	4930N	9N0435	3745N	3233574	7127-12N
3T4584	3948N	6V0513	3902N	9N0453	3745N	3255250	17466N
3T4586	6360N	6V0590	4930N	9N0716	3974N	3438165	7509N
3T4586	6363N	6V0889	3902N	9N0721	3974N	3438168	7509N
3T6352	7297N	6V0890	4930N	9N716	3974N	3438176	7509N
3T7070	7138N	6V0928	3902N	9S6693	7254N	3438177	7509N
3T8192	4162N	6V4214	6907N	9W0058	3339N	3438178	7509N
3T8452	3902N	6V5207	6360N	9W1082	7850N	3438179	7509N
3T8947	4930N	6V5227	6363N	9X6796	7681N	3438180	7509N
3T8949	4930N	6V5537	6360N	9X7803	7965N	3438183	7509N
3T8954	4930N	7G7889	7266N	OR0392	6505N-PT	3438184	7509N
3T8959	4897N	7G9132	6907N	OR3525	6395N	3438701	7024N
3T8961	4930N	7L8797	3745N	OR3526	6395N	3438702	7024N
3T8967	4930N	7N6056	3902N	OR4268	6395N	3438703	7024N
3Y6691	7297N	7N6503	3339N	OR8997	7975N	3438704	7509N
3Y8852	3948N	7S3622	3948N	PR5347	6356N	3438803	7024N
4L9547	3974N	7T0794	3745N	PR5348	6356N	3438804	7024N
4M4615	4930N	7T0798	3948N	SL8206	3974N	3438806	7024N
4N0956	3974N	7T0799	3948N			3438807	7024N
4N0957	6370N	7T0800	3745N	Chrysler Corp.		3438809	7509N
4N0959	4930N	7T0801	3745N	1877560	17466N	3438811	7509N
4N1062	6370N	7T0806	3745N	1889100	3248R	3438812	7509N
4N1064	3974N	7T1081	3339N	2095000	7007R	3438813	7509N
4N3181	3948N	7T1082	3948N	2095060	7007R	3438841	7509N
4N3182	6360N	7T1799	3948N	2095100	7006R	3438843	7509N
4N3182	6363N	7T2265	3339N	2095150	17466N	3438844	7509N
4N3343	4930N	7T9162	3902N	2095300	7006R	3438846	7509N
4N3347	3948N	7T9254	3339N	2095425	7006R	3438847	7509N
4N3348	3948N	7T9255	6907N	2095661	7006R	3527125	7006R
4N3349	4930N	8C3359	3339N	2095663	7006R	3579222	7509N
4N3350	3948N	8C3592	3974N	2095667	7006R	3579224	7024N
4N3986	7263N	8C3593	3974N	2095753	3252R	3621853	7509N
4N8118	3745N	8C3595	6907N	2098260	7007R	3621861	7509N
4N8253	6907N	8C3596	6371N	2098262	7007R	3621862	7509N
4N956	3974N	8C3597	3948N	2098265	7007R	3621867	7509N
4N957	3745N	8C3643	6907N	2098268	7007R	3656217	7024N
5A6494	3948N	8C3644	3745N	2098270	7007R	3656218	7024N
5A6495	3948N	8C3645	6370N	2098275	7007R	3656219	7024N
5A6522	3948N	8C3647	3948N	2098285	7006R	3656448	7509N
5L2537	3745N	8C3648	3339N	2098320	7006R	3656449	7024N
5L2637	3745N	8C3649	3745N	2098325	7007R	3656450	7509N
5L3648	4930N	8C3650	3948N	2098500	17466N	3656451	7024N
5L4160	3974N	8C3651	6360N	2098525	7007R	3656455	7509N
5L4168	3974N	8C3651	6363N	2098530	7007R	3656456	7024N
5L4169	3974N	8C3652	6356N	2098535	7006R	3656459	7509N
5L4405	4930N	8H1813	3745N	2098830	7007R	3656471	7024N
5L4431	6370N	8H1913	6370N	2098835	7007R	3656513	7509N
5L5353	4930N	8L5881	3339N	2098840	7006R	3656570	7509N
5L537	3745N	8L8205	4930N	2098870	7006R	3656575	17466N
5L5667	3974N	8L8206	3974N	2098875	7007R	3656614	7024N
5L5867	3974N	8N0999	7252N	2444897	7007R	3656615	7024N

INTERCHANGE

OEM No.	Part No.	OEM No.	Part No.	OEM No.	Part No.	OEM No.	Part No.
Chrysler Corp.		Chrysler Corp.		Chrysler Corp.		Chrysler Corp.	
3656645	7024N	4289689	7024N	53008647	13354N-7G2	56028699AA	13985N
3656650	17466N	4289975	7024N	53008651	13453N	56028699AB	11233N
3656711	7509N	4339440	14789N	56004757	17549N	56028715AD	17823N
3656713	7509N	4349144	17084N	56007912	13354N-7G1	56028715AE	17823N
3675560	17466N	4364944	13184N	56027221	13302N	56028732AA	13987N
3752230	7024N	4379143	17084N	56027702	17573N	56028732AC	11239N
3755190	7509N	4379144	17084N	56027703	17574N	56028732AD	11239N
3755191	7509N	4379160	17084N	56027912	13354N-7G1	56028733AA	17875N
3755192	7024N	4419186	14789N	56027913	13742N	56028920AA	13824N
3755193	7024N	4419187	14789N	56028210	17785N	56028920AB	13911N
3755230	7509N	4428082	7552	56028237	13823N	56029086AA	13985N
3755250	17466N	4428221	17215N	56028238	13920N	56029113AA	17823N
3755403	7024N	4491986	13220N	56028239	13766N	56029113AB	17823N
3755404	7024N	4557301	13353N	83505104	7294-9N	56029274AA	17932N
3755405	7024N	4741012	17548N	8982775004	7127-3N	56029701AA	13920N
3755406	7024N	4746639	17548N	8982775004	7127-9N	56029913AA	13910N
3755407	7024N	4934925	19029N	8982775005	7294-12N	56029913AB	13910N
3755411	7509N	5226008	14789N	8982775005	7294-3N	56030914AA	13911N
3755412	7509N	5226059	14789N	8982775005	7294-9N	56030914AB	13911N
3755413	7509N	5226060	14789N	8982775006	7127-9N	56030914AC	13911N
3755414	7024N	5226200	14789N	8982775007	7134-3N	56041394AA	13742N
3755441	7509N	5226432	14789N	8982775007	7134-9N	56044736AC	17948N
3755444	7509N	5226600	14789N	8982775013	6313N	68002981AA	19029N
3755447	7509N	5227100	14789N	04801253AA	17933N	68011829AB	17966R
3755900	17466N	5227267	7552	04801311AD	11378R	68011841AA	11217N
3780588	7024N	5227669	13184N	04801475AA	11235N	68011841AB	11217N
3780589	7509N	5227672	13220N	04801475AB	11235N	68012448AB	19036N
3837163	7509N	5227673	13184N	05086932AA	17892N	68012448AC	19036N
3837164	7509N	5227674	14789N	05104763AA	13824N	68022877AA	11457N
3874695	7024N	5233160	7552	4801253AA	17933N	68022877AB	11457N
3874696	7024N	5233199	7552	4801311AD	11378R	JR775004	7127-3N
3874697	7024N	5233416	13184N	4801475AA	11235N	JR775004	7127-9N
3874698	7024N	5233418	13184N	4801475AB	11235N	JR775005	7294-12N
3874699	7509N	5233472	14789N	5016522AA	17548N	JR775005	7294-3N
3874700	7509N	5233474	14789N	5073919AA	18360N	JR775005	7294-9N
3874701	7509N	5233508	7552	5086932AA	17892N	JR775007	7134-3N
3874727	7509N	5233574	14789N	5103581AA	18360N	JR775007	7134-9N
3874728	7509N	5233599	13313N	5103581AB	18360N	JR775013	6313N
3874729	7509N	5233599	13313N-OG	5103885AA	12382N	R6027703AC	17788N
3874730	7509N	5233660	13313N	5103886AA	12384N	R6028697AA	13988R
3874776	7509N	5233660	13313N-OG	5103887AA	12384N	R6044736AC	17948N
3874777	7509N	5233662	17084N	5104763AA	13824N		
3895326	7509N	5233673	13184N	5117537AA	18360N		
3895641	7509N	5233718	14789N	5117537AB	18360N	1053560	17106N
4091563	7024N	5233973	13184N	5117587AA	12385N	6853810	17106N
4091564	7024N	5234026	13353N	5117587AB	12385N	6854980	14390N
4091565	7024N	5234028	13312N	5128138AA	12384N	6005706652	14390N
4091566	7024N	5234031	13245N	5134199AA	12382N		
4091568	7509N	5234199	13301N	5134199AB	12382N		
4091569	7509N	5234201	13353N	5134204AA	12384N		
4091572	7509N	5234374	13302N	5134204AB	12384N	567252	7122N
4091647	7509N	5234651	13313N	5134205AA	12384N	906442	6571N
4091727	7024N	5234651	13313N-OG	5134205AB	12384N	907739	7127-12N
4091795	7024N	5234654	13313N	5134510AA	18360N	908013	7294-12N
4091950	17466N	5234654	13313N-OG	5134510AB	18360N	1536554	7127-12N
4091975	17466N	5234677	13313N	513886AA	12384N	1537217	7122N
4106113	17466N	5234677	13313N-OG	56027221AB	13766N	1728948	3110N
4106114	17466N	5235028	13184N	56027221AD	13874N	1830821	7127-12N
4111204	7509N	5252539	13184N	56027702AB	17785N	2314007	7127-12N
4111226	7509N	8126436	7078N	56027702AC	17785N	2334014	7127-12N
4111855	17466N	8127023	7127-9N	56027702AD	17785N	2354002	7127-12N
4111860	17466N	8129649	7127-12N	56027703AB	17788N	2354003	7127-12N
4111928	7024N	8131881	7127-9N	56027703AC	17788N	6513962	7127-12N
4111944	7024N	8132842	7127-12N	56027703AD	17788N		
4121101	7509N	8133270	7134-9N	56027912AB	13823N		
4145300	17466N	8133346	7134-3N	56027913AB	13824N	111640	7297N
4145359	17466N	8133346	7134-9N	56027913AC	13824N	135160	6370N
4145360	17466N	8134663	7127-3N	56028237AB	13823N	135161	6370N
4145568	17466N	8134663	7127-9N	56028238AB	13920N	135162	3745N
4176002	7024N	8134664	7294-12N	56028239AB	13874N	135163	6370N
4176004	7509N	8134664	7294-3N	56028560AA	13917N	157579	6371N
4176006	7509N	8134664	7294-9N	56028697AA	13988R	173006	6370N
4176007	7024N	8134666	7134-9N	56028697AD	13988R	173007	6370N
4176094	7509N	53005984	17466N	56028697AE	11298R	173184	4930N
4176206	7509N	53008646	13353N	56028697AH	11298R	185617	6371N
						195827	6356N

INTERCHANGE

INTERCHANGE

OEM No.	Part No.	OEM No.	Part No.	OEM No.	Part No.	OEM No.	Part No.
	Delco		Delco		Delco		Delco
1100128	7127-3N	1100242	7294-9N	1100592	7127-3N	1100700	7122N
1100129	7127-3N	1100246	7294-12N	1100595	7127-3N	1100701	7122N
1100130	7127-9N	1100247	7294-3N	1100596	7127-3N	1100702	7122N
1100131	7127-12N	1100249	7294-3N	1100597	7127-3N	1100703	7122N
1100132	7127-12N	1100250	7294-3N	1100600	7122N	1100704	7122N
1100133	7127-9N	1100251	7294-3N	1100601	7122N	1100705	7122N
1100135	7127-3N	1100252	7294-3N	1100605	7122N	1100706	7122N
1100136	7127-9N	1100256	7127-9N	1100613	7122N	1100707	7122N
1100137	7127-9N	1100257	7294-12N	1100615	7122N	1100708	7122N
1100140	7127-9N	1100259	7294-12N	1100616	7122N	1100709	7122N
1100141	7127-9N	1100263	7294-3N	1100617	7122N	1100710	7122N
1100142	7127-3N	1100266	7127-3N	1100618	7122N	1100711	7122N
1100143	7127-9N	1100267	7127-12N	1100620	7122N	1100713	7122N
1100144	7127-9N	1100268	7127-12N	1100621	7122N	1100714	7122N
1100145	7127-3N	1100269	7294-12N	1100622	7122N	1100719	7122N
1100146	7127-9N	1100270	7294-12N	1100623	7122N	1100720	7122N
1100147	7127-9N	1100273	7294-3N	1100624	7122N	1100724	7122N
1100148	7127-3N	1100274	7197N	1100625	7122N	1100725	7122N
1100149	7127-3N	1100275	7294-3N	1100627	7122N	1100726	7122N
1100150	7127-9N	1100280	7127-3N	1100628	7122N	1100727	7122N
1100151	7127-3N	1100281	7127-3N	1100629	7122N	1100728	7122N
1100152	7127-9N	1100287	7294-12N	1100630	7122N	1100729	7122N
1100153	7127-9N	1100288	7294-9N	1100631	7122N	1100730	7122N
1100155	7127-3N	1100289	7294-9N	1100632	7122N	1100731	7122N
1100155	7127-9N	1100290	7294-9N	1100633	7122N	1100733	7122N
1100156	7127-3N	1100291	7294-9N	1100634	7122N	1100734	7122N
1100158	7127-3N	1100293	7134-9N	1100636	7122N	1100736	7122N
1100159	7127-3N	1100297	7127-3N	1100637	7122N	1100737	7122N
1100159	7127-9N	1100298	7294-3N	1100638	7122N	1100738	7122N
1100164	7127-9N	1100299	7294-9N	1100640	7122N	1100739	7122N
1100165	7127-3N	1100300	7294-9N	1100642	7122N	1100740	7122N
1100166	7127-12N	1100477	7127-12N	1100646	7122N	1100741	7122N
1100167	7127-9N	1100487	7127-3N	1100647	7122N	1100742	7122N
1100168	7127-12N	1100492	7127-9N	1100648	7122N	1100744	7122N
1100174	7127-3N	1100494	7127-3N	1100649	7122N	1100745	7122N
1100175	7127-12N	1100495	7127-9N	1100650	7122N	1100750	7122N
1100176	7127-12N	1100496	7127-9N	1100651	7122N	1100752	7122N
1100181	7127-9N	1100497	7127-9N	1100655	7122N	1100759	7122N
1100182	7127-9N	1100498	7127-3N	1100656	7122N	1100760	7122N
1100185	7138N	1100542	7127-3N	1100657	7122N	1100761	7122N
1100188	7138N	1100543	7127-12N	1100658	7122N	1100762	7122N
1100189	7138N	1100544	7127-12N	1100659	7122N	1100765	7122N
1100196	7127-3N	1100545	7127-12N	1100661	7122N	1100767	7122N
1100198	7127-3N	1100546	7127-12N	1100662	7122N	1100768	7122N
1100200	7294-3N	1100547	7127-9N	1100663	7122N	1100769	7122N
1100201	7127-3N	1100548	7127-9N	1100664	7122N	1100770	7122N
1100202	7127-3N	1100549	7127-9N	1100665	7122N	1100771	7122N
1100203	7127-9N	1100550	7127-9N	1100668	7122N	1100772	7122N
1100204	7127-3N	1100551	7127-3N	1100669	7122N	1100774	7122N
1100206	7294-3N	1100552	7127-3N	1100670	7122N	1100775	7122N
1100207	7294-9N	1100553	7122N	1100671	7122N	1100777	7122N
1100208	7294-3N	1100554	7127-12N	1100672	7122N	1100778	7122N
1100209	7294-9N	1100556	7127-12N	1100674	7122N	1100779	7122N
1100211	7197N	1100557	7122N	1100675	7122N	1100780	7122N
1100212	7138N	1100558	7122N	1100676	7122N	1100781	7122N
1100213	7138N	1100559	7127-9N	1100677	7122N	1100782	7122N
1100214	7136N	1100560	7127-9N	1100678	7122N	1100784	7122N
1100217	7294-3N	1100561	7127-3N	1100679	7122N	1100787	7122N
1100218	7127-12N	1100562	7127-3N	1100681	7122N	1100788	7122N
1100221	7127-12N	1100563	7127-12N	1100682	7122N	1100790	7122N
1100222	7127-12N	1100564	7127-3N	1100683	7122N	1100791	7122N
1100223	7134-9N	1100565	7127-3N	1100684	7122N	1100793	7122N
1100225	7127-9N	1100566	7122N	1100686	7122N	1100794	7122N
1100226	7127-12N	1100567	7122N	1100687	7122N	1100795	7122N
1100227	7127-3N	1100568	7122N	1100688	7122N	1100796	7122N
1100228	7127-3N	1100569	7122N	1100689	7122N	1100797	7122N
1100229	7127-9N	1100570	7122N	1100690	7122N	1100802	7122N
1100230	7127-3N	1100571	7122N	1100691	7122N	1100803	7122N
1100231	7127-3N	1100572	7122N	1100692	7122N	1100804	7122N
1100232	7127-3N	1100573	7127-3N	1100693	7122N	1100805	7122N
1100237	7294-12N	1100574	7127-9N	1100694	7122N	1100807	7122N
1100238	7127-9N	1100575	7127-3N	1100695	7122N	1100808	7122N
1100239	7294-3N	1100588	7127-12N	1100696	7122N	1100810	7122N
1100240	7294-9N	1100590	7122N	1100697	7122N	1100811	7122N
1100241	7294-12N	1100591	7122N	1100699	7122N	1100813	7122N

INTERCHANGE

INTERCHANGE

OEM No.	Part No.	OEM No.	Part No.	OEM No.	Part No.	OEM No.	Part No.
	Delco		Delco		Delco		Delco
1100814	7122N	1100919	7127-12N	1101115	7287-12N	1101812	7802-3N
1100815	7122N	1100920	7127-9N	1101118	7134-3N	1101814	7802-11N-6G
1100816	7122N	1100921	7122N	1101156	7294-3N	1101815	7802-11N-5G
1100817	7122N	1100922	7127-12N	1101157	7294-3N	1101863	9193N
1100818	7122N	1100923	7127-12N	1101166	7127-12N	1101864	9193N
1100819	7122N	1100924	7127-12N	1101178	7157MN	1101945	9193N
1100820	7122N	1100925	7127-12N	1101194	7853N	1101960	9193N
1100825	7127-9N	1100926	7127-9N	1101195	7176N	1101970	9193N
1100826	7127-9N	1100927	7127-9N	1101196	7127-12N	1101980	9193N
1100828	7122N	1100928	7127-9N	1101204	7176N	1101984	9193N
1100830	7127-3N	1100929	7127-9N	1101205	7853N	1101992	9193N
1100831	7127-3N	1100930	7127-9N	1101215	7287-12N	1101993	9193N
1100832	7127-3N	1100931	7122N	1101228	7273-RR	1101995	9193N
1100833	7127-9N	1100932	7122N	1101240	7294-3N	1102002	9005R
1100834	7122N	1100933	7122N	1101241	7294-12N	1102003	9005R
1100836	7122N	1100934	7127-3N	1101242	7294-12N	1102005	9005R
1100837	7122N	1100935	7127-3N	1101243	7294-3N	1102008	9005R
1100838	7122N	1100937	7127-12N	1101244	7294-12N	1102010	9005R
1100839	7122N	1100939	7122N	1101245	7294-12N	1102011	9005R
1100841	7122N	1100940	7127-12N	1101252	7287-9N	1102014	9005R
1100842	7122N	1100943	7122N	1101268	7273-RR	1102022	9005R
1100843	7122N	1100944	7122N	1101279	7294-12N	1102028	9005R
1100845	7122N	1100945	7122N	1101287	7850N	1102044	9005R
1100846	7122N	1100946	7127-12N	1101288	7138N	1102051	9005R
1100847	7122N	1100947	7127-12N	1101289	7138N	1102053	9005R
1100849	7122N	1100948	7127-12N	1101290	7287-9N	1102061	9005R
1100851	7122N	1100949	7127-3N	1101293	7861-7N-6G	1102063	9005R
1100852	7127-3N	1100950	7127-12N	1101298	7294-12N	1102065	9005R
1100853	7127-3N	1100951	7122N	1101299	7294-12N	1102069	9005R
1100854	7127-9N	1101015	7157MN	1101300	7294-9N	1102082	9005R
1100855	7127-3N	1101016	7157MN	1101301	7294-3N	1102086	9005R
1100856	7122N	1101017	7157MN	1101306	7287-12N	1102096	9005R
1100859	7127-9N	1101018	7157MN	1101307	7294-3N	1102099	9005R
1100860	7122N	1101019	7157MN	1101308	7294-12N	1102113	9005R
1100861	7127-3N	1101020	7157MN	1101317	7861-7N-6G	1102171	9005R
1100865	7127-3N	1101021	7157MN	1101318	7861-7N-6G	1102172	9005R
1100870	7122N	1101023	7157MN	1101332	7294-3N	1102248	9005R
1100871	7122N	1101024	7157MN	1101333	7294-3N	1102346	7127-9N
1100872	7127-12N	1101025	7157MN	1101432	9193N	1102347	7127-9N
1100873	7127-12N	1101026	7157MN	1101434	7157MN	1102349	7127-9N
1100874	7127-12N	1101027	7157MN	1101435	7157MN	1102350	7127-9N
1100875	7122N	1101028	7157MN	1101436	7134-9N	1102351	7127-3N
1100878	7122N	1101031	7157MN	1101439	7853N	1102353	7127-12N
1100879	7122N	1101032	7157MN	1101440	7853N	1102354	7127-9N
1100880	7127-3N	1101033	7157MN	1101442	7134-3N	1102355	7127-9N
1100881	7127-12N	1101034	7157MN	1101444	7134-3N	1102358	7127-9N
1100882	7127-12N	1101035	7157MN	1101465	7802-11N-5G	1102360	7122N
1100883	7122N	1101036	7157MN	1101478	7960N	1102367	7127-3N
1100884	7127-12N	1101041	7134-9N	1101480	7960N	1102368	7127-3N
1100885	7122N	1101043	7157MN	1101484	7294-9N	1102369	7127-3N
1100886	7122N	1101044	7134-3N	1101491	7901-2N	1102376	7127-12N
1100888	7122N	1101045	7134-3N	1101561	7955-7N	1102379	7175N
1100889	7122N	1101046	7157MN	1101571	7977N	1102380	7127-12N
1100890	7127-3N	1101047	7157MN	1101582	7861-11N-4G	1102381	7127-12N
1100891	7122N	1101050	7157MN	1101599	7861-11N-6G	1102382	7127-9N
1100892	7122N	1101059	7157MN	1101600	7861-11N-6G	1102383	7127-9N
1100893	7122N	1101060	7157MN	1101619	7802-3N	1102384	7127-9N
1100895	7122N	1101062	7157MN	1101620	7861-7N-6G	1102385	7127-9N
1100896	7122N	1101063	7157MN	1101621	7802-3N	1102386	7127-12N
1100897	7127-9N	1101064	7157MN	1101623	7918-7R	1102387	7127-3N
1100899	7127-9N	1101066	7134-3N	1101628	7861-7N-6G	1102388	7127-12N
1100900	7127-12N	1101073	7157MN	1101629	7861-7N-6G	1102389	7127-12N
1100901	7127-9N	1101075	7134-9N	1101630	7802-3N	1102390	7127-12N
1100902	7127-9N	1101081	7134-9N	1101632	7861-11N-4G	1102391	7127-12N
1100903	7127-9N	1101087	7134-9N	1101633	7861-11N-6G	1102392	7127-12N
1100904	7127-9N	1101088	7134-3N	1101634	7802-11N-5G	1102394	7127-3N
1100905	7122N	1101090	7157MN	1101635	7802-11N-1G	1102395	7127-9N
1100906	7122N	1101091	7157MN	1101636	7802-11N-5G	1102397	7127-3N
1100907	7122N	1101093	7134-3N	1101645	7861-11N-6G	1102399	7127-12N
1100908	7122N	1101094	7134-9N	1101646	7861-11N-6G	1102400	7127-12N
1100909	7122N	1101104	7138N	1101647	7861-11N-6G	1102433	7122N
1100910	7122N	1101105	7138N	1101700	7134-9N	1102434	7122N
1100911	7127-12N	1101109	7157MN	1101805	7901-11R	1102435	7122N
1100916	7122N	1101110	7861-11N-4G	1101806	7977N	1102436	7122N
1100917	7122N	1101111	7861-11N-6G	1101807	7802-11N-5G	1102437	7122N

INTERCHANGE

INTERCHANGE

OEM No.	Part No.	OEM No.	Part No.	OEM No.	Part No.	OEM No.	Part No.
	Delco		Delco		Delco		Delco
1102438	7122N	1102653	9410R	1102862	7127-9N	1103070	7127-9N
1102439	7122N	1102656	9410R	1102863	7127-12N	1103073	7127-9N
1102440	7122N	1102657	9410R	1102864	7127-9N	1103074	7127-9N
1102441	7122N	1102660	9410R	1102865	7127-9N	1103075	7127-3N
1102442	7122N	1102664	9410R	1102869	7127-12N	1103076	7127-3N
1102443	7122N	1102665	9410R	1102877	7127-9N	1103082	7127-3N
1102444	7122N	1102667	9410R	1102878	7127-9N	1103083	7127-3N
1102445	7122N	1102671	9410R	1102879	7127-9N	1103084	7127-9N
1102446	7122N	1102672	9410R	1102880	7127-3N	1103085	7127-3N
1102447	7122N	1102673	9410R	1102881	7127-3N	1103086	7127-9N
1102448	7122N	1102674	9410R	1102882	7127-12N	1103087	7127-3N
1102449	7122N	1102677	9410R	1102883	7127-3N	1103088	7127-3N
1102450	7122N	1102678	9410R	1102884	7127-12N	1103089	7127-3N
1102451	7122N	1102680	9410R	1102885	7127-9N	1103090	7127-9N
1102452	7122N	1102682	9410R	1102886	7127-9N	1103091	7127-12N
1102453	7122N	1102691	9410R	1102887	7127-9N	1103092	7127-12N
1102454	7122N	1102699	9410R	1102888	7127-9N	1103093	7127-9N
1102455	7122N	1102701	9410R	1102889	7127-9N	1103094	7127-3N
1102456	7122N	1102705	9410R	1102891	7127-9N	1103095	7127-9N
1102457	7127-12N	1102710	9410R	1102892	7127-9N	1103096	7127-9N
1102458	7122N	1102711	9410R	1102893	7127-12N	1103097	7127-9N
1102459	7122N	1102713	9410R	1102894	7127-9N	1103100	7127-3N
1102460	7127-12N	1102714	9410R	1102895	7127-9N	1103101	7127-3N
1102461	7127-12N	1102719	9410R	1102897	7127-9N	1103102	7127-3N
1102463	7122N	1102721	9410R	1102899	7127-3N	1103103	7127-9N
1102464	7122N	1102726	9410R	1102900	7127-12N	1103104	7127-9N
1102465	7127-9N	1102728	9410R	1102901	7127-3N	1103105	7127-12N
1102466	7127-9N	1102732	9410R	1102902	7127-12N	1103106	7127-3N
1102467	7127-9N	1102733	9410R	1102903	7127-3N	1103108	7127-3N
1102468	7127-12N	1102737	9410R	1102904	7127-3N	1103109	7127-3N
1102469	7127-12N	1102742	9410R	1102905	7127-3N	1103110	7127-3N
1102471	7127-9N	1102744	9410R	1102906	7127-3N	1103111	7127-3N
1102472	7127-9N	1102749	9410R	1102908	7127-12N	1103112	7127-3N
1102473	7127-9N	1102761	9410R	1102909	7127-12N	1103117	7127-12N
1102474	7127-12N	1102769	9205R	1102911	7127-3N	1103118	7127-3N
1102475	7127-12N	1102775	9205R	1102913	7127-3N	1103119	7127-3N
1102476	7127-12N	1102778	9205R	1102915	7127-12N	1103120	7127-9N
1102477	7127-9N	1102780	9205R	1102918	7176N	1103121	7127-3N
1102478	7127-9N	1102781	9205R	1102941	7127-12N	1103122	7127-12N
1102479	7127-3N	1102782	9205R	1102943	7122N	1103123	7176N
1102480	7127-3N	1102785	9205R	1102944	7122N	1103139	7127-9N
1102481	7127-9N	1102786	9205R	1102945	7122N	1103142	7127-9N
1102482	7127-9N	1102787	9205R	1103011	9005R	1103143	7127-9N
1102483	7127-3N	1102789	9205R	1103034	7127-9N	1103144	7127-9N
1102484	7127-12N	1102793	9205R	1103036	7127-12N	1103145	7127-3N
1102485	7127-9N	1102794	9205R	1103037	7127-12N	1103146	7127-3N
1102486	7127-9N	1102797	9205R	1103039	7127-12N	1103147	7127-9N
1102487	7127-12N	1102803	9205R	1103040	7127-12N	1103148	7127-3N
1102488	7127-3N	1102806	9205R	1103041	7127-12N	1103149	7127-9N
1102489	7127-9N	1102808	9205R	1103042	7127-3N	1103151	7127-3N
1102490	7127-9N	1102810	9205R	1103043	7127-3N	1103152	7127-9N
1102491	7127-9N	1102811	9205R	1103044	7127-3N	1103153	7127-3N
1102492	7127-3N	1102820	9205R	1103045	7127-3N	1103154	7127-3N
1102493	7127-3N	1102821	9410R	1103047	7127-3N	1103155	7127-9N
1102494	7127-3N	1102831	9205R	1103048	7127-3N	1103156	7127-9N
1102495	7127-3N	1102832	9205R	1103049	7127-9N	1103157	7127-9N
1102497	7127-9N	1102839	7127-9N	1103050	7127-9N	1103158	7127-9N
1102499	7127-9N	1102840	7127-3N	1103051	7127-3N	1103161	7127-12N
1102500	7127-12N	1102841	7127-3N	1103052	7127-9N	1103162	7127-3N
1102548	7127-3N	1102842	7127-3N	1103053	7127-9N	1103163	7127-12N
1102549	7127-3N	1102843	7127-3N	1103055	7127-9N	1103168	7127-12N
1102550	7127-3N	1102844	7127-3N	1103056	7127-9N	1103169	7127-3N
1102551	7853N	1102848	7127-12N	1103057	7127-3N	1103170	7127-12N
1102593	7127-3N	1102849	7127-12N	1103058	7127-3N	1103182	7127-12N
1102605	7684N	1102850	7127-9N	1103059	7127-9N	1103186	7127-3N
1102616	7684N	1102851	7127-12N	1103060	7127-3N	1103187	7127-3N
1102626	7802-11N-5G	1102852	7127-9N	1103061	7127-3N	1103195	7127-9N
1102629	7802-11N-5G	1102853	7127-9N	1103062	7127-12N	1103197	7127-3N
1102630	7802-11N-1G	1102854	7127-9N	1103063	7127-12N	1103198	7127-9N
1102631	7802-11N-5G	1102856	7127-12N	1103064	7127-9N	1103199	7127-3N
1102634	7901-2N	1102857	7127-9N	1103065	7127-3N	1105022	7294-9N
1102635	7955-7N	1102858	7127-12N	1103066	7127-9N	1105023	7273-RR
1102637	7901-2N	1102859	7127-9N	1103067	7127-9N	1105033	7127-12N
1102642	7901-2N	1102860	7127-3N	1103068	7127-9N	1105034	7294-3N
1102643	7901-11R	1102861	7127-9N	1103069	7127-9N	1105043	7127-9N

INTERCHANGE

INTERCHANGE

OEM No.	Part No.	OEM No.	Part No.	OEM No.	Part No.	OEM No.	Part No.
	Delco		Delco		Delco		Delco
1105044	7294-9N	1105492	7294-12N	1105650	7294-12N	1107510	6571N
1105045	7294-9N	1105494	7294-12N	1105651	7294-12N	1107514	6576N
1105046	7294-9N	1105495	7294-12N	1105652	7294-9N	1107527	6575N
1105047	7294-12N	1105496	7294-12N	1105653	7294-9N	1107539	6576N
1105048	7294-12N	1105497	7287-12N	1105654	7294-9N	1107552	3630R
1105049	7294-12N	1105499	7287-12N	1105655	7287-12N	1107567	6575N
1105050	7127-3N	1105506	7294-3N	1105658	7287-12N	1107581	6575N
1105058	7294-3N	1105507	7294-3N	1105661	7802-11N-6G	1107587	6575N
1105059	7294-3N	1105509	7287-12N	1105662	7802-11N-5G	1107588	6571N
1105060	7294-3N	1105510	7176N	1105663	7802-11N-5G	1107589	6573N
1105067	7127-12N	1105511	7294-9N	1105664	7802-11N-5G	1107596	3838N
1105079	7127-3N	1105513	7287-12N	1105673	7294-12N	1107652	3630R
1105080	7127-9N	1105518	7134-3N	1105674	7294-9N	1107664	3686N
1105081	7294-3N	1105519	7134-3N	1105675	7294-9N	1107678	4149R
1105082	7294-9N	1105520	7127-3N	1105676	7294-9N	1107679	4149R
1105083	7294-3N	1105521	7294-3N	1105677	7127-3N	1107686	3633N
1105084	7294-9N	1105522	7127-3N	1105681	7287-12N	1107688	3686N
1105085	7287-12N	1105523	7294-3N	1105688	7802-3N	1107709	4162N
1105091	7294-9N	1105535	7853N	1105690	7287-12N	1107710	4162N
1105092	7294-9N	1105536	7853N	1105691	7127-12N	1107711	3689N
1105181	7127-9N	1105537	7176N	1105692	7294-12N	1107712	3686N
1105182	7294-3N	1105538	7853N	1105693	7157MN	1107866	6576N
1105183	7294-9N	1105539	7853N	1105696	7287-12N	1107872	6576N
1105185	7127-9N	1105540	7853N	1105700	7287-12N	1107888	3630R
1105186	7134-3N	1105543	7294-9N	1105703	7127-12N	1107889	3686N
1105244	7127-9N	1105544	7294-9N	1105704	7127-3N	1107891	3686N
1105245	7294-9N	1105545	7294-3N	1105705	7127-9N	1107895	3633N
1105332	7134-9N	1105553	7287-12N	1105706	7294-12N	1108283	3838N
1105342	7134-3N	1105555	7294-3N	1105707	7294-9N	1108320	3631N-PG
1105343	7134-3N	1105556	7127-3N	1105708	7294-9N	1108326	3631N-PG
1105345	7157MN	1105560	7853N	1105709	7157MN	1108327	3631N-PG
1105346	7134-9N	1105570	7287-9N	1105710	7861-11N-4G	1108331	3631N-PG
1105347	7134-9N	1105571	7287-12N	1105711	7861-11N-6G	1108332	3686N
1105348	7127-9N	1105576	7294-3N	1105712	7802-3N	1108338	3627R
1105351	7127-9N	1105577	7157MN	1105715	7861-11N-6G	1108350	3627R
1105360	7127-3N	1105578	7157MN	1105716	7802-3N	1108351	3631N-PG
1105365	7127-9N	1105579	7853N	1105718	7802-11N-5G	1108354	3631N-PG
1105366	7287-9N	1105580	7294-9N	1105720	7802-11N-5G	1108355	3686N
1105372	7294-9N	1105582	7294-3N	1107233	3686N	1108357	4038N
1105373	7287-12N	1105588	7294-9N	1107237	3838N	1108360	3686N
1105374	7134-3N	1105590	7294-9N	1107242	3838N	1108361	3838N
1105416	7287-12N	1105592	7294-9N	1107247	3838N	1108362	3633N
1105418	7853N	1105595	7287-12N	1107248	3838N	1108363	3838N
1105419	7176N	1105597	7294-3N	1107259	3838N	1108364	3633N
1105425	7294-12N	1105598	7294-3N	1107260	3838N	1108365	3838N
1105426	7294-12N	1105599	7294-3N	1107273	3686N	1108366	3838N
1105427	7294-12N	1105600	7294-9N	1107274	3686N	1108367	3838N
1105432	7294-3N	1105602	7294-3N	1107286	3686N	1108368	3686N
1105433	7134-9N	1105603	7294-9N	1107289	3689N	1108371	3631N-PG
1105441	7294-3N	1105604	7294-12N	1107301	3838N	1108372	3686N
1105442	7294-3N	1105605	7853N	1107302	3838N	1108375	3838N
1105444	7294-9N	1105606	7294-12N	1107306	3838N	1108380	3838N
1105446	7294-9N	1105607	7127-9N	1107315	3686N	1108381	3631N-PG
1105447	7294-9N	1105608	7127-9N	1107320	3838N	1108382	3627R
1105449	7294-9N	1105609	7853N	1107321	3633N	1108385	3686N
1105460	7138N	1105610	7294-3N	1107336	3838N	1108391	3838N
1105461	7136N	1105611	7294-3N	1107340	3631N-PG	1108392	3631N-PG
1105462	7138N	1105620	7294-12N	1107342	3689N	1108400	3560R
1105463	7138N	1105621	7294-3N	1107352	3631N-PG	1108418	3560R
1105464	7138N	1105622	7134-9N	1107365	3560R	1108420	3631N-PG
1105465	7138N	1105623	7294-3N	1107367	3631N-PG	1108427	3510N
1105466	7136N	1105624	7294-3N	1107369	3686N	1108428	3510N
1105467	7138N	1105627	7294-3N	1107370	3838N	1108429	3510N
1105468	7136N	1105628	7294-12N	1107371	4038N	1108430	3510N
1105469	7138N	1105629	7294-12N	1107374	3838N	1108433	3631N-PG
1105470	7138N	1105630	7294-3N	1107375	4038N	1108439	3838N
1105471	7136N	1105631	7294-3N	1107376	4038N	1108448	3510MN
1105472	7850N	1105632	7294-12N	1107383	3633N	1108477	3838N
1105473	7850N	1105633	7294-3N	1107385	3631N-PG	1108479	3838N
1105474	7197N	1105634	7294-12N	1107388	3689N	1108480	3510N
1105475	7197N	1105635	7294-3N	1107391	3838N	1108481	3686N
1105476	7197N	1105637	7157MN	1107399	3838N	1108483	4038N
1105478	7127-12N	1105647	7294-3N	1107400	3838N	1108484	4038N
1105479	7287-12N	1105648	7294-12N	1107496	3838N	1108485	3633N
1105481	7287-12N	1105649	7127-3N	1107497	3686N	1108486	3686N

INTERCHANGE

INTERCHANGE

OEM No.	Part No.	OEM No.	Part No.	OEM No.	Part No.	OEM No.	Part No.
	Delco		Delco		Delco		Delco
1108489	3686N	1108979	3838N	1109630	4930N	1109987	4930N
1108490	3631N-PG	1109024	3631N-PG	1109631	4930N	1109989	4897N
1108491	3838N	1109025	3510N	1109635	4897N	1113089	6380N-PT
1108496	3838N	1109029	3689N	1109636	4930N	1113216	6907N
1108497	3631N-PG	1109030	3633N	1109638	4930N	1113229	6907N
1108499	3631N-PG	1109033	4038N	1109642	4930N	1113236	6907N
1108502	3510N	1109034	4174N	1109643	4930N	1113237	6907N
1108503	3838N	1109035	3533R	1109646	4930N	1113245	6907N
1108504	3631N-PG	1109036	3510N	1109647	4930N	1113266	6468N
1108506	3838N	1109038	3631N-PG	1109648	3702N	1113267	6469N
1108507	3631N-PG	1109041	3631N-PG	1109649	4930N	1113269	6468N
1108512	3838N	1109052	3510N	1109702	3745N	1113270	6469N
1108513	3510N	1109056	3510N	1109704	3745N	1113273	6571N
1108520	3627R	1109057	3510N	1109705	3745N	1113276	6573N
1108521	3631N-PG	1109059	3560R	1109708	3745N	1113277	6582N
1108648	6576N	1109061	3838N	1109723	3745N	1113279	6575N
1108692	6571N	1109062	3631N-PG	1109745	3745N	1113280	6575N
1108698	6573N	1109063	3631N-PG	1109755	4930N	1113281	6576N
1108704	6924N	1109064	3510N	1109759	4930N	1113282	6576N
1108705	6924N	1109065	3510N	1109762	3745N	1113289	6602N
1108709	6924N	1109066	3510N	1109765	3745N	1113291	6582N
1108710	6924N	1109067	3689N	1109768	4930N	1113292	6583N
1108715	6924N	1109068	3510N	1109771	4930N	1113295	6468N
1108718	6924N	1109075	4174N	1109772	4930N	1113296	6469N
1108726	6924N	1109076	4038N	1109774	4930N	1113379	6907N
1108730	6924N	1109077	3533R	1109775	4930N	1113402	6410N-PT
1108732	6924N	1109078	3686N	1109776	4930N	1113403	6359N-PT
1108734	6924N	1109079	3633N	1109777	4930N	1113406	6924N
1108736	6924N	1109099	3686N	1109778	4930N	1113410	6907N
1108737	6924N	1109144	6573N	1109780	4930N	1113413	6907N
1108743	3631N-PG	1109198	6576N	1109781	3902N	1113419	6907N
1108745	3510N	1109212	3601R	1109782	4930N	1113425	6907N
1108746	3510N	1109213	3601R	1109787	4930N	1113433	6907N
1108747	3510N	1109215	3725R	1109788	3902N	1113475	6924N
1108748	3510N	1109216	3725R	1109789	3902N	1113479	6359N-PT
1108752	4038N	1109217	6576N	1109790	3905N	1113481	6359N-PT
1108753	4174N	1109219	6469N	1109791	4930N	1113486	6359N-PT
1108754	3533R	1109222	4930N	1109794	4897N	1113500	6924N
1108760	3631N-PG	1109248	6924N	1109798	4930N	1113534	6359N-PT
1108762	3838N	1109253	6576N	1109799	3702N	1113535	6359N-PT
1108763	3631N-PG	1109261	6576N	1109800	3974N	1113536	6359N-PT
1108768	3631N-PG	1109263	6576N	1109802	6924N	1113538	6907N
1108770	3838N	1109272	6575N	1109807	3974N	1113543	6924N
1108774	3838N	1109285	4930N	1109808	3974N	1113547	6907N
1108775	3560R	1109286	4930N	1109810	6924N	1113582	6907N
1108776	3510N	1109287	4930N	1109812	6924N	1113584	6359N-PT
1108777	3838N	1109288	4930N	1109830	3702N	1113585	6359N-PT
1108778	3510N	1109289	4930N	1109832	4897N	1113589	6469N
1108779	3510N	1109290	4930N	1109833	3902N	1113590	6468N
1108780	3510N	1109291	4930N	1109834	3902N	1113593	17037N
1108781	3510N	1109292	4930N	1109836	3902N	1113598	6571N
1108782	3510N	1109293	4930N	1109837	4930N	1113631	6919N
1108783	3627R	1109295	3905N	1109838	4930N	1113638	6924N
1108784	3686N	1109296	4930N	1109839	4930N	1113640	6410N-PT
1108785	3633N	1109297	3702N	1109840	4930N	1113641	6410N-PT
1108787	3686N	1109298	4930N	1109841	4930N	1113643	6924N
1108788	3560R	1109356	4162N	1109842	4930N	1113644	6410N-PT
1108789	3631N-PG	1109364	3838N	1109843	4930N	1113648	6410N-PT
1108790	3838N	1109412	3838N	1109844	4930N	1113650	6410N-PT
1108791	3631N-PG	1109415	3838N	1109845	4930N	1113651	3720R
1108793	3686N	1109416	3838N	1109846	4930N	1113653	6410N-PT
1108796	3510N	1109437	4149R	1109853	6924N	1113656	6410N-PT
1108797	3838N	1109447	3686N	1109898	3745N	1113658	6919N
1108798	3510N	1109493	4930N	1109961	4930N	1113664	6919N
1108801	3974N	1109494	4930N	1109962	3702N	1113668	6410N-PT
1108802	3974N	1109528	6313N	1109965	4930N	1113669	6919N
1108815	6924N	1109535	6313N	1109968	4930N	1113670	6919N
1108816	6924N	1109545	3905N	1109971	4930N	1113672	6410N-PT
1108819	6924N	1109553	4930N	1109972	4930N	1113674	6907N
1108822	6924N	1109554	3905N	1109973	4930N	1113676	3720R
1108823	3974N	1109555	3902N	1109977	4930N	1113678	6907N
1108836	6924N	1109563	6469N	1109978	4930N	1113683	3720R
1108867	6924N	1109565	3633N	1109979	4930N	1113690	6410N-PT
1108873	3745N	1109567	3838N	1109985	4930N	1113691	6907N
1108881	3745N	1109597	3838N	1109986	4930N	1113710	3745N

INTERCHANGE

INTERCHANGE

OEM No.	Part No.	OEM No.	Part No.	OEM No.	Part No.	OEM No.	Part No.
	Delco		Delco		Delco		Delco
1113712	6924N	1113957	3745N	1114088	3974N	1114180	3974N
1113715	3745N	1113958	3745N	1114090	3974N	1114181	3339N
1113726	3745N	1113959	3948N	1114091	3974N	1114185	3974N
1113738	3745N	1113960	3948N	1114092	3974N	1114186	3974N
1113782	3745N	1113962	3948N	1114095	3974N	1114187	3974N
1113792	3745N	1113965	3745N	1114096	3974N	1114188	3974N
1113809	3745N	1113966	3745N	1114097	3290N	1114189	3974N
1113813	3745N	1113967	3948N	1114098	3974N	1114190	3339N
1113818	3745N	1113968	3745N	1114099	3974N	1114191	3339N
1113820	3745N	1113969	3948N	1114102	3974N	1114192	6919N
1113824	3745N	1113970	3745N	1114105	6924N	1114193	3974N
1113825	3745N	1113971	3745N	1114106	3290N	1114194	3974N
1113827	3948N	1113972	3745N	1114107	3974N	1114196	6924N
1113831	3745N	1113973	3745N	1114109	3339N	1114197	3974N
1113840	3948N	1113975	3745N	1114110	3339N	1114198	6907N
1113842	3745N	1113976	3745N	1114111	3974N	1114199	3339N
1113844	3745N	1113977	3745N	1114112	6919N	1114200	3974N
1113845	3745N	1113978	3745N	1114113	3974N	1114201	6924N
1113846	3745N	1113980	3745N	1114114	3339N	1114202	3290N
1113847	3745N	1113981	3745N	1114115	3974N	1114203	3339N
1113849	3745N	1113982	3948N	1114116	6924N	1114204	3339N
1113850	3745N	1113983	3745N	1114117	3339N	1114205	3339N
1113851	3745N	1113985	3945N	1114118	3974N	1114206	3948N
1113852	3945N	1113988	3945N	1114119	3974N	1114208	3339N
1113853	3948N	1113990	3948N	1114120	6919N	1114209	6907N
1113855	3745N	1113991	3745N	1114121	6907N	1114210	3745N
1113856	3288N	1113992	3948N	1114122	3974N	1114211	3948N
1113857	3288N	1113993	3948N	1114124	3974N	1114212	3948N
1113858	3745N	1113994	3745N	1114125	3339N	1114214	3339N
1113860	3745N	1113995	3745N	1114126	3974N	1114215	3745N
1113862	3745N	1113997	3745N	1114127	3339N	1114218	3288N
1113866	3745N	1113998	3948N	1114128	3974N	1114220	3974N
1113868	3745N	1113999	3745N	1114129	3339N	1114222	3974N
1113872	3745N	1114001	3974N	1114130	3974N	1114223	3974N
1113873	3945N	1114002	3974N	1114133	3974N	1114224	3339N
1113874	3288N	1114004	3974N	1114134	6924N	1114225	3974N
1113875	3288N	1114011	6924N	1114135	6924N	1114226	3974N
1113876	3745N	1114012	6924N	1114136	3339N	1114227	3745N
1113883	3745N	1114018	6924N	1114137	6924N	1114228	3745N
1113887	3745N	1114022	6924N	1114138	3339N	1114229	3948N
1113892	3745N	1114025	3974N	1114139	3339N	1114230	3745N
1113893	3745N	1114026	3974N	1114140	3974N	1114233	6907N
1113894	3745N	1114027	3974N	1114141	3339N	1114234	3339N
1113895	3745N	1114040	6924N	1114142	3339N	1114235	3948N
1113898	3745N	1114041	6924N	1114143	3974N	1114237	3745N
1113900	3745N	1114043	6907N	1114144	3339N	1114238	3745N
1113901	3948N	1114044	6907N	1114145	3974N	1114239	3288N
1113902	3745N	1114045	6907N	1114147	3974N	1114240	3948N
1113903	3745N	1114046	6924N	1114148	3974N	1114241	3974N
1113905	3745N	1114049	6907N	1114149	3339N	1114242	3948N
1113906	3745N	1114051	3974N	1114150	3974N	1114243	3948N
1113907	3288N	1114054	3974N	1114151	3339N	1114244	6919N
1113910	3745N	1114055	3974N	1114152	3339N	1114245	3339N
1113914	3745N	1114056	3974N	1114153	3339N	1114246	6907N
1113915	3745N	1114057	6924N	1114156	3339N	1114247	3974N
1113916	3745N	1114058	3974N	1114157	3974N	1114248	3339N
1113920	3745N	1114059	3290N	1114158	3339N	1114249	3974N
1113923	3948N	1114063	3290N	1114160	3339N	1114250	3974N
1113924	3745N	1114064	3974N	1114161	6924N	1114251	3974N
1113926	3745N	1114066	6924N	1114162	3339N	1114252	3974N
1113928	3948N	1114067	3974N	1114163	6924N	1114253	3339N
1113931	3745N	1114070	6924N	1114164	3974N	1114254	3339N
1113934	3948N	1114071	6924N	1114165	3974N	1114255	3745N
1113935	3745N	1114072	3974N	1114166	6919N	1114256	3745N
1113940	3945N	1114073	3974N	1114167	3339N	1114257	6924N
1113941	3945N	1114074	3974N	1114169	3339N	1114259	3948N
1113942	3948N	1114076	3974N	1114170	3974N	1114260	3745N
1113944	3745N	1114078	3974N	1114171	6907N	1114261	3974N
1113948	3745N	1114080	3290N	1114172	3974N	1114262	3745N
1113949	3948N	1114081	3974N	1114173	6924N	1114265	3339N
1113950	3948N	1114083	6924N	1114174	3339N	1114266	3974N
1113951	3948N	1114084	3974N	1114175	3339N	1114267	3948N
1113952	3745N	1114085	6924N	1114176	6924N	1114269	3974N
1113955	3745N	1114086	3974N	1114178	6924N	1114272	3948N
1113956	3745N	1114087	3974N	1114179	3974N	1114273	6907N

INTERCHANGE

INTERCHANGE

OEM No.	Part No.	OEM No.	Part No.	OEM No.	Part No.	OEM No.	Part No.
	Delco		Delco		Delco		Delco
1114774	3948N	1114861	3948N	1114958	3745N	1117612	7266N
1114776	3745N	1114862	3948N	1114961	3974N	1117613	7266N
1114777	3948N	1114863	3948N	1114963	3745N	1117615	7297N
1114779	6924N	1114864	3948N	1114964	3745N	1117616	7266N
1114780	3339N	1114865	3945N	1114965	3974N	1117618	7266N
1114781	3745N	1114871	3948N	1114966	6907N	1117619	7297N
1114782	3948N	1114872	3948N	1114967	3339N	1117620	7266N
1114784	3745N	1114873	3745N	1114968	3948N	1117621	7266N
1114785	3945N	1114874	3745N	1114969	6907N	1117622	7297N
1114787	3339N	1114875	3745N	1114970	3745N	1117623	7297N
1114788	6924N	1114878	3745N	1114971	3745N	1117624	7266N
1114790	3745N	1114879	3745N	1114972	6924N	1117628	7266N
1114791	3339N	1114880	3745N	1114973	3745N	1117631	7297N
1114792	3288N	1114881	6907N	1114974	3745N	1117640	7297N
1114793	3948N	1114882	3339N	1114975	6924N	1117641	7266N
1114795	3974N	1114883	3339N	1114976	3339N	1117642	7297N
1114797	6924N	1114884	3339N	1114977	3339N	1117643	7297N
1114798	6924N	1114885	3339N	1114978	3974N	1117644	7297N
1114799	6924N	1114886	3339N	1114979	3745N	1117645	7297N
1114800	6924N	1114888	3339N	1114981	3745N	1117647	7297N
1114801	6924N	1114889	3974N	1114984	3974N	1117648	7263N
1114802	3339N	1114890	3974N	1114985	3974N	1117650	7297N
1114803	6924N	1114891	3974N	1114986	3339N	1117655	7297N
1114804	6924N	1114892	3974N	1114987	3745N	1117732	7262N
1114805	3948N	1114893	3974N	1114988	6924N	1117734	7263N
1114806	6924N	1114894	3974N	1114989	3948N	1117736	7262N
1114807	3339N	1114895	3974N	1114990	6924N	1117742	7262N
1114808	3290N	1114896	3974N	1114991	3339N	1117744	7256N
1114810	6924N	1114897	3974N	1114992	6924N	1117746	7263N
1114811	3974N	1114898	3974N	1114993	6924N	1117800	7262N
1114812	3974N	1114899	3974N	1114997	6924N	1117801	7940N
1114813	6924N	1114900	3974N	1114999	6924N	1117803	7262N
1114814	3974N	1114901	3974N	1117067	7256N	1117804	7262N
1114815	3974N	1114903	3745N	1117068	7256N	1117805	7975N
1114816	3974N	1114905	3948N	1117069	7252N	1117808	7262N
1114817	6924N	1114906	3974N	1117225	7255N	1117809	7940N
1114818	6924N	1114907	3745N	1117226	7254N	1117811	7940N
1114819	3974N	1114909	3745N	1117227	7255N	1117812	7940N
1114820	3974N	1114910	3948N	1117228	7255N	1117813	7940N
1114821	6924N	1114911	3339N	1117229	7254N	1117814	7256N
1114822	3339N	1114912	6924N	1117230	7254N	1117815	7262N
1114823	3339N	1114913	3974N	1117231	7255N	1117816	7940N
1114824	3339N	1114914	3948N	1117234	7255N	1117817	7965N
1114825	3339N	1114915	3745N	1117236	7254N	1117818	7676N
1114826	6907N	1114916	3745N	1117238	7252N	1117819	7676N
1114827	3339N	1114917	3948N	1117239	7254N	1117820	7940N
1114828	3339N	1114918	6924N	1117240	7255N	1117821	7975N
1114829	6919N	1114919	6924N	1117241	7255N	1117826	7263N
1114830	6919N	1114921	3945N	1117242	7255N	1117828	7965N
1114831	6919N	1114922	3288N	1117243	7254N	1117830	7940N
1114832	3339N	1114923	3745N	1117244	7255N	1117831	7975N
1114833	6907N	1114926	3945N	1117248	7254N	1117833	7256N
1114834	3339N	1114928	3974N	1117249	7252N	1117834	7263N
1114835	3339N	1114930	3290N	1117250	7254N	1117836	7975N
1114836	6907N	1114931	6924N	1117251	7255N	1117838	7975N
1114840	3288N	1114932	6924N	1117253	7254N	1117878	8359R
1114842	3745N	1114933	3339N	1117254	7254N	1117879	8359R
1114843	3948N	1114935	3745N	1117255	7255N	1117880	8027N
1114844	3745N	1114937	3974N	1117256	7252N	1117890	7681N
1114845	3948N	1114938	6924N	1117258	7254N	1117892	7681N
1114846	3745N	1114939	6924N	1117259	7255N	1117894	8027N
1114847	3745N	1114940	6924N	1117260	7255N	1117895	7971N
1114848	3745N	1114941	3974N	1117261	7255N	1117896	7971N
1114849	3745N	1114942	3339N	1117262	7255N	1117897	8003N
1114850	3745N	1114943	6924N	1117263	7255N	1117899	8028N
1114851	3745N	1114945	3948N	1117264	8066N	1117900	8003N
1114852	3745N	1114947	3745N	1117265	8066N	1117903	7971N
1114853	3745N	1114949	3948N	1117267	7255N	1117904	7971N
1114854	3745N	1114950	3745N	1117274	8066N	1117905	7681N
1114855	3745N	1114951	3745N	1117280	8066N	1117906	8027N
1114856	3948N	1114952	3288N	1117282	7254N	1117908	7971N
1114857	3948N	1114953	3948N	1117481	7256N	1117909	7681N
1114858	3948N	1114955	6919N	1117483	7256N	1117911	8027N
1114859	3948N	1114956	6924N	1117484	7256N	1117914	8027N
1114860	3948N	1114957	6924N	1117611	7266N	1117916	7644N

INTERCHANGE

INTERCHANGE

OEM No.	Part No.	OEM No.	Part No.	OEM No.	Part No.	OEM No.	Part No.
	Delco		Delco		Delco		Delco
1117917	7685N	1984535	3601R	1990319	6380N-PT	1990422	6370N
1117919	7685N	1984535	3725R	1990323	3974N	1990423	6356N
1117920	7685N	1985737	6313N	1990324	3948N	1990424	6356N
1117921	7685N	1985875	7134-3N	1990325	3339N	1990425	6371N
1117922	7685N	1988602	3631N-PG	1990326	6410N-PT	1990426	6513N
1117924	7644N	1988603	3510MN	1990328	3745N	1990427	6777N
1117925	8027N	1988711	3631N-PG	1990330	6359N-PT	1990428	6513N
1117927	7971N	1988711	3838N	1990332	6359N-PT	1990429	6371N
1117928	7971N	1988714	3510MN	1990335	6919N	1990430	6261N
1117929	8027N	1989449	6468N	1990337	6356N	1990432	3948N
1117930	8027N	1989453	6313N	1990340	3288N	1990433	6360N
1117931	8027N	1990200	3339N	1990342	6919N	1990436	6263N
1117932	8027N	1990201	6924N	1990343	3948N	1990437	6370N
1117933	7644N	1990202	3745N	1990344	6370N	1990440	6924N
1117934	7685N	1990205	6919N	1990346	3945N	1990441	6907N
1117937	7681N	1990208	3339N	1990347	6398N-PT	1990443	6907N
1117938	8028N	1990209	6924N	1990348	6356N	1990444	6370N
1117942	8027N	1990210	3288N	1990349	6516N	1990450	6924N
1117943	7681N	1990212	3290N	1990352	6356N	1990451	6907N
1117944	8003N	1990219	3339N	1990353	6907N	1990452	6907N
1117946	8027N	1990220	6907N	1990354	6356N	1990453	6360N
1117947	8027N	1990221	3339N	1990355	6513N	1990455	6363N
1117948	7644N	1990222	3745N	1990356	6907N	1990456	6370N
1117949	8027N	1990224	3974N	1990357	6360N	1990457	6360N
1117950	8027N	1990229	4930N	1990358	6356N	1990458	6356N
1117951	8027N	1990231	4930N	1990359	6360N	1990460	6370N
1117952	7644N	1990233	3902N	1990360	6363N	1990461	6370N
1117953	8027N	1990234	3902N	1990361	6370N	1990465	6356N
1117954	8027N	1990235	4930N	1990362	6371N	1990466	6907N
1117955	8027N	1990236	3702N	1990363	6356N	1990467	6907N
1117956	8027N	1990237	4930N	1990364	6363N	1990468	6356N
1117957	8027N	1990239	4930N	1990366	6363N	1990469	6907N
1117958	8027N	1990241	4897N	1990367	6370N	1990470	6356N
1117959	8027N	1990244	4930N	1990368	6370N	1990471	6371N
1117962	8027N	1990248	4930N	1990369	6907N	1990472	6363N
1117964	7685N	1990249	4930N	1990370	6371N	1990474	6363N
1117965	7681N	1990250	4930N	1990372	6516N	1990475	6356N
1117966	7681N	1990251	4930N	1990373	6363N	1990476	6907N
1230747	4149R	1990259	4930N	1990374	6907N	1990477	6356N
1876552	3689N	1990260	4930N	1990375	6356N	1990478	6356N
1876553	3686N	1990261	3905N	1990376	6356N	1990480	6371N
1876555	3510N	1990262	4930N	1990378	6370N	1990481	6919N
1876680	7127-3N	1990263	4930N	1990379	6371N	1990482	3745N
1894140	3631N-PG	1990264	4930N	1990382	6370N	1990483	6356N
1938508	3686N	1990265	3702N	1990383	6370N	1990484	6513N
1939506	3630R	1990267	4930N	1990384	6370N	1990485	6370N
1939508	3686N	1990268	4930N	1990385	6907N	1990487	6907N
1970445	3689N	1990269	4930N	1990386	6356N	1990489	6554N
1972724	7157MN	1990270	4930N	1990387	6907N	1990490	6511N
1975629	7127-9N	1990271	4930N	1990388	6370N	1990492	6371N
1975630	7127-12N	1990273	4930N	1990390	6370N	1990493	6370N
1976063	7127-3N	1990274	4930N	1990391	6513N	1990495	6356N
1977068	3838N	1990276	4930N	1990392	6356N	1990496	6907N
1977070	3689N	1990277	3905N	1990393	6513N	1990497	6360N
1977075	3633N	1990278	4930N	1990395	6261N	1990498	6907N
1977076	3689N	1990279	3745N	1990396	6356N	1993700	3745N
1977079	4038N	1990284	4930N	1990397	6566N	1993703	3339N
1977081	4174N	1990291	3902N	1990398	6356N	1993704	3948N
1977083	4038N	1990296	6924N	1990399	6371N	1993705	6382N-PT
1977084	4174N	1990297	3948N	1990400	6356N	1993707	6359N-PT
1977085	3533R	1990298	3905N	1990401	6907N	1993712	6382N-PT
1977091	3686N	1990299	6907N	1990403	6371N	1993713	6380N-PT
1979858	7127-3N	1990300	6907N	1990406	6777N	1993719	6907N
1979859	7127-9N	1990302	6907N	1990407	6907N	1993721	6359N-PT
1979860	7127-12N	1990303	6924N	1990408	6777N	1993726	6382N-PT
1979861	7127-9N	1990307	3745N	1990409	6370N	1993729	6359N-PT
1979862	7127-12N	1990308	6348N-PT	1990410	6370N	1993732	6359N-PT
1979863	7127-3N	1990309	6382N-PT	1990412	6370N	1993738	6348N-PT
1979865	7127-3N	1990310	6907N	1990414	3948N	1993742	6359N-PT
1979866	7127-9N	1990312	6391N-PT	1990415	3948N	1993745	6907N
1979867	7127-12N	1990313	6380N-PT	1990417	6924N	1993746	6907N
1979868	7157MN	1990315	6410N-PT	1990418	6370N	1993753	3902N
1984269	7134-9N	1990316	6380N-PT	1990419	6907N	1993754	6410N-PT
1984271	7134-3N	1990317	6380N-PT	1990420	6356N	1993755	6907N
1984272	7134-9N	1990318	6410N-PT	1990421	6513N	1993759	6348N-PT

INTERCHANGE

INTERCHANGE

OEM No.	Part No.	OEM No.	Part No.	OEM No.	Part No.	OEM No.	Part No.
	Delco		Delco		Delco		Delco
1993761	6391N-PT	1993935	6907N	1998378	6575N	8000061	6492N
1993762	6410N-PT	1993936	3948N	1998394	6575N	8000150	6494N
1993763	6380N-PT	1993937	6907N	1998396	3733N	8000211	6942N
1993764	6395N	1993939	6907N	1998397	3733N	8000215	6970N
1993767	6398N-PT	1993940	6360N	1998400	3838N	8000287	6495N
1993769	6382N-PT	1993942	6907N	1998401	6468N	8000288	6494N
1993772	6907N	1993944	6360N	1998408	17037N	8000294	6970N
1993775	6907N	1993945	3948N	1998423	17037N	8000295	6942N
1993776	6513N	1993947	6504N-PT	1998427	6313N	8200000	6833N
1993777	6907N	1993958	6907N	1998435	3838N	8200005	6859N
1993778	6380N-PT	1993963	6505N-PT	1998436	3510MN	8200007	6834N
1993782	6907N	1993964	6505N-PT	1998437	3510MN	8200009	6837N
1993783	6371N	1993968	3905N	1998438	3733N	8200010	6840N
1993788	6552N	1993969	6613N	1998439	3510MN	8200011	6842N
1993789	6348N-PT	1993971	6295N	1998440	3510MN	8200023	6809N
1993790	6410N-PT	1993973	6566N	1998441	3510MN	8200025	6859N
1993792	6382N-PT	1993974	6907N	1998442	6469N	8200027	6826N
1993794	6380N-PT	1993975	6356N	1998443	3733N	8200028	6908N
1993797	6360N	1993977	6513N	1998444	3686N	8200029	6803N
1993799	6410N-PT	1993978	6370N	1998452	3838N	8200030	6907N
1993802	6370N	1993982	6513N	1998455	6571N	8200031	6924N
1993803	6356N	1993983	6907N	1998456	17037N	8200032	6853N
1993804	6360N	1993984	6907N	1998457	17037N	8200033	6911N
1993805	6370N	1993985	6356N	1998465	6571N	8200034	6819N
1993806	6907N	1993992	6907N	1998467	3838N	8200037	6913N
1993807	6356N	1993997	6394N	1998469	3510MN	8200038	6924N
1993808	6363N	1998206	4174N	1998470	4038N	8200039	6853N
1993809	6360N	1998211	3510N	1998471	3533R	8200040	6911N
1993810	6370N	1998213	3838N	1998472	4174N	8200041	6819N
1993811	6907N	1998215	3510N	1998473	3686N	8200042	6907N
1993813	6516N	1998216	3510N	1998474	3633N	8200050	6912N
1993814	6360N	1998217	3510N	1998480	6576N	8200067	6841N
1993815	6363N	1998220	3510N	1998482	6330N	8200072	6833N
1993816	6356N	1998221	3510N	1998490	17037N	8200075	6831N
1993818	6391N-PT	1998222	3510N	1998491	3733N	8200076	6807N
1993820	6371N	1998223	3510N	1998499	4038N	8200077	6809N
1993822	3948N	1998224	3686N	1998500	3533R	8200081	6821N
1993823	6356N	1998225	3689N	1998501	4174N	8200082	6910N
1993824	6576N	1998226	3510MN	1998516	3838N	8200083	6911N
1993825	4930N	1998227	3631N-PG	1998524	6313N	8200084	6910N
1993828	6552N	1998228	4174N	1998532	6330N	8200085	6908N
1993833	6360N	1998229	4038N	1998537	6330N	8200086	6823N
1993836	6513N	1998230	3533R	1998547	3510MN	8200087	6907N
1993840	4930N	1998231	4174N	1998557	3838N	8200088	6924N
1993841	4930N	1998234	3838N	1998558	3510MN	8200090	6912N
1993842	6370N	1998235	3838N	1998559	3510MN	8200091	6911N
1993850	6348N-PT	1998236	3838N	1998560	3733N	8200163	6924N
1993852	4930N	1998238	3510MN	1998561	3510MN	8200164	6924N
1993854	6398N-PT	1998239	3689N	1998562	3510MN	8200165	6924N
1993855	6348N-PT	1998240	3689N	1998563	3686N	8200168	6924N
1993856	6516N	1998241	3510MN	1998564	3838N	8200182	6907N
1993861	6359N-PT	1998242	3510MN	1998565	3733N	8200217	6859N
1993863	6907N	1998243	3510MN	1998574	3510MN	8200218	6907N
1993864	3905N	1998244	3510MN	1998577	3838N	8200219	6821N
1993869	6380N-PT	1998245	3686N	1998579	3510MN	8200287	6910N
1993871	6380N-PT	1998246	3510MN	1998580	3838N	8200288	6913N
1993873	6907N	1998247	3510MN	1998583	3510MN	8200289	6911N
1993874	6380N-PT	1998248	4038N	1998584	3510MN	8200290	6912N
1993878	6907N	1998249	3533R	1998588	3733N	8200291	6914N
1993880	6391N-PT	1998250	4174N	1998589	3733N	8200308	6924N
1993881	6410N-PT	1998253	3510MN	1998590	3510MN	8200321	6837N
1993883	6395N	1998256	3686N	1998591	3838N	8200327	6924N
1993886	6382N-PT	1998257	3633N	1998592	3686N	8200330	6837N
1993901	6359N-PT	1998275	3686N	1998593	3633N	8200360	6821N
1993902	6359N-PT	1998280	4162N	1998594	4038N	8200409	6911N
1993906	6359N-PT	1998286	3838N	1998596	4174N	8200410	6819N
1993909	6359N-PT	1998310	4149R	1998598	3686N	8200428	6911N
1993910	6359N-PT	1998330	6576N	1998651	3510MN	8200428	6924N
1993911	6359N-PT	1998334	6575N	7200720	6837N	8200429	6911N
1993924	6370N	1998338	6575N	8000000	6757N	8200430	6853N
1993925	6907N	1998339	6571N	8000014	6495N	8200431	6853N
1993929	6360N	1998342	6576N	8000016	6494N	8200433	6907N
1993931	6380N-PT	1998347	6571N	8000040	6942N	8200434	6919N
1993932	6513N	1998362	6576N	8000045	6494N	8200435	6823N
1993934	6513N	1998376	6576N	8000052	6492N	8200436	6857N

INTERCHANGE

INTERCHANGE

OEM No.	Part No.	OEM No.	Part No.	OEM No.	Part No.	OEM No.	Part No.
	Delco		Delco		Delco		Delco
8200443	6907N	8700023	8607N	10459047	8027N	10459320	8362N
8200444	6907N	8700024	8607N	10459050	7644N	10459321	8362N
8200446	6908N	8700025	8608N	10459050	7685N	10459336	7685N
8200447	6803N	8700026	8607N	10459050	7685N-1	10459449	8609N
8200450	6826N	8700027	8608N	10459051	7644N	10459450	8607N
8200469	6907N	8700028	8607N	10459051	7685N	10459456	8560N
8200604	6912N	8700029	8608N	10459051	7685N-1	10459483	8364N
8200610	6907N	8700030	8609N	10459058	7940N	10459555	8329N
8200625	6907N	8700041	8612N	10459061	7254N	10459601	8078N
8200627	6911N	8700045	8613N	10459063	8066N	10459606	8607N
8200628	6911N	8700046	8612N	10459064	7254N	10459607	8608N
8200635	6907N	8700047	8614N	10459065	8066N	10459608	8609N
8200640	6911N	9000719	6407N	10459067	8066N	10459609	8607N
8200659	6821N	9000725	6407N	10459068	8066N	10459610	8608N
8200662	6911N	9000735	6407N	10459072	7254N	10459611	8609N
8200664	6821N	9000786	6449N	10459073	8066N	10459612	8607N
8200672	6821N	9000812	6452NM	10459074	8066N	10459613	8608N
8200686	6911N	9000834	6492N	10459075	7255N	10459614	8609N
8200687	6910N	9000841	6485N	10459076	7252N	10461001	6410N-PT
8200688	6919N	9000842	6489N	10459077	7255N	10461003	6382N-PT
8200690	6919N	9000853	6492NM	10459079	7676N	10461004	6382N-PT
8200691	6907N	9000854	6489N	10459097	7940N	10461005	6348N-PT
8200693	6911N	9000858	6485N	10459098	7965N	10461006	6398N-PT
8200702	6823N	9000860	6449N	10459099	8066N	10461008	6380N-PT
8200712	6853N	9000864	6452NM	10459100	7254N	10461011	6398N-PT
8200724	6837N	9000866	6492N	10459101	8066N	10461012	6907N
8300012	6908N	9000871	6485N	10459103	7255N	10461013	6907N
8300031	6924N	9000873	6489N	10459116	7676N	10461016	6359N-PT
8300032	6924N	9000878	6492N	10459120	7965N	10461018	6359N-PT
8300033	6924N	9000879	6449N	10459123	8359R	10461023	6261N
8300034	6924N	9000880	6492N	10459127	8359R	10461024	6370N
8600018	8704N	9000899	6449N	10459132	8066N	10461027	6263N
8600032	8701N	9000906	6489N	10459136	7255N	10461028	6513N
8600043	8707N	9000910	6485N	10459137	7254N	10461030	6370N
8600064	8607N	9000925	6489N	10459138	7676N	10461031	6360N
8600065	8608N	9000927	6492N	10459141	8083N	10461032	6371N
8600066	8609N	9000931	6492N	10459142	8083N	10461033	6356N
8600068	8704N	9000939	6494N	10459143	8081N	10461034	6907N
8600072	8612N	9000960	6495N	10459144	8081N	10461036	6516N
8600081	8707N	9000962	6492N	10459145	8092N	10461038	6356N
8600082	8612N	9000964	6485N	10459161	8066N	10461039	6410N-PT
8600110	8610N	9000973	6485N	10459162	8066N	10461042	6511N
8600125	8613N	10430484	7802-11N-6G	10459180	8083N	10461043	6370N
8600126	8612N	10451047	3745N	10459181	8083N	10461044	6348N-PT
8600127	8614N	10451065	6907N	10459182	8081N	10461045	3974N
8600142	8704N	10455010	6415N	10459183	8081N	10461045	6356N
8600143	8707N	10455013	6416N	10459184	8092N	10461046	3339N
8600153	8704N	10455016	6313N	10459189	8078N	10461047	3745N
8600159	8607N	10455018	6330N	10459190	8078N	10461056	3905N
8600167	8707N	10455025	6415N	10459192	8078N	10461057	4930N
8600168	8707N	10455042	6416N	10459193	8078N	10461060	3339N
8600177	8612N	10455048	6415N	10459194	8081N	10461062	6554N
8600203	8614N	10455050	6416N	10459195	8083N	10461063	6576N
8600307	8745N	10455053	6415N	10459197	8092N	10461063	6777N
8600310	8718N	10455060	6415N	10459198	8092N	10461066	6907N
8600311	8745N	10455065	6483N	10459205	8076N	10461069	6391N-PT
8600889	8719N	10455070	6416N	10459206	8092N	10461073	6924N
8700000	8607N	10455300	3838N	10459212	8073N	10461076	6516N
8700001	8609N	10455301	3510MN	10459216	8073N	10461079	6907N
8700002	8609N	10455305	3510MN	10459217	8076N	10461080	6552N
8700003	8608N	10455306	3733N	10459238	7850N	10461081	6505N-PT
8700004	8609N	10455307	3686N	10459244	7197N	10461082	6504N-PT
8700005	8607N	10455308	3510MN	10459245	7254N	10461089	6380N-PT
8700006	8608N	10455311	6375N	10459254	8076N	10461098	6505N-PT
8700007	8609N	10455314	4149R	10459257	7940N	10461103	3902N
8700008	8707N	10455343	3510MN	10459258	7940N	10461107	3948N
8700009	8704N	10455855	3902N	10459278	8096N	10461108	6391N-PT
8700010	8704N	10457194	6505N-PT	10459279	8609N	10461110	6504N-PT
8700011	8701N	10459004	7262N	10459284	8609N	10461125	4930N
8700012	8707N	10459013	8027N	10459285	8096N	10461126	6356N
8700013	8707N	10459017	8027N	10459287	8092N	10461126	6511N
8700016	8607N	10459026	8003N	10459288	8609N	10461128	6370N
8700017	8608N	10459037	7685N	10459289	8609N	10461134	6263N
8700018	8609N	10459037	8027N	10459290	8092N	10461136	6360N
8700021	8704N	10459047	7685N	10459318	8362N	10461136	6363N

INTERCHANGE

INTERCHANGE

OEM No.	Part No.	OEM No.	Part No.	OEM No.	Part No.	OEM No.	Part No.
	Delco		Delco		Delco		Delco
10461141	6552N	10461470	6605N	10463339	7861-11N-6G	10465149	17037N
10461151	6907N	10461474	6603N	10463386	8163-2R	10465150	6595N
10461162	6371N	10461476	6610N	10463389	8165-3N	10465151	6585N
10461163	6919N	10461486	6582N	10463393	8165-11N	10465167	6449N
10461166	6907N	10461501	6907N	10463397	7273-RR	10465168	6469N
10461168	6261N	10461739	4930N	10463397	7294-12N	10465170	6468N
10461169	6613N	10461758	6803N	10463397	7294-3N	10465211	6583N
10461170	6297N-PT	10461764	6843N	10463397	7294-9N	10465239	6602N
10461171	6613N	10461765	6844N	10463407	8160-7N	10465296	6468N
10461172	6516N	10461768	6807N	10463413	8165-3N	10465312	6415N
10461178	3974N	10461769	6859N	10463415	8165-7N-6G	10465314	6585N
10461179	3745N	10461770	6840N	10463416	7802-3N	10465322	6375N
10461183	6513N	10461771	6841N	10463417	8165-11N	10465365	6583N
10461184	6370N	10461772	6842N	10463418	8165-3N	10465375	6452NM
10461206	6777N	10461778	6356N	10463419	7977N	10465385	6492N
10461207	6505N-PT	10462155	6513N	10463421	8167-11N	10465385	6492NM
10461211	6516N	10462196	6513N	10463422	8167-11N	10465389	6483N
10461212	6907N	10463001	7861-11N-4G	10463423	8167-11N	10465396	6416N
10461213	6924N	10463002	7861-11N-6G	10463424	7861-7N-6G	10465402	6595N
10461214	6356N	10463038	7802-11N-6G	10463424	8165-7N-6G	10465407	6573N
10461215	6919N	10463039	7802-3N	10463425	8165-11N	10465462	6485N
10461216	6371N	10463044	7861-11N-4G	10463441	7901-11R	10465463	6489N
10461225	6382N-PT	10463045	7861-11N-6G	10463441	8214-11R	10465490	6415N
10461226	8092N	10463046	7802-3N	10463529	7960N	10465520	6485N
10461227	6613N	10463047	7802-11N-5G	10463620	7903-11R	10465547	6492N
10461228	6566N	10463048	7802-11N-5G	10463631	8160-7N	10465548	6489N
10461232	6513N	10463048	7802-11N-6G	10463636	8219N	10465550	6492N
10461234	8092N	10463055	7294-3N	10463651	8206N	10465554	6449N
10461235	8003N	10463056	7294-3N	10463652	8206N	10465560	6492N
10461240	6630N	10463057	7294-3N	10463655	7294-9N	10465561	6489N
10461242	3948N	10463058	7294-3N	10463686	8219N	10465577	6485N
10461259	6370N	10463058	7294-9N	10463687	8209N	10465578	6449N
10461266	6919N	10463059	7294-3N	10463688	8216N	10465579	6489N
10461268	6924N	10463060	7294-12N	10463690	8206N	10478801	6924N
10461269	6907N	10463072	7138N	10463692	8219N	10478802	6924N
10461270	6516N	10463073	7138N	10463940	8227N	10478803	6907N
10461271	6356N	10463074	7136N	10464081	8219N	10478804	6907N
10461272	6924N	10463098	7861-7N-6G	10464082	8209N	10478806	6505N-PT
10461282	6667N	10463100	7157MN	10464090	8216N	10478809	6924N
10461283	6582N	10463104	7861-11N-6G	10464405	8292N	10478810	6356N
10461285	6583N	10463105	7802-3N	10464443	8292N	10478812	6919N
10461298	6752N	10463110	7861-7N-6G	10464453	8292N	10478813	3905N
10461304	6919N	10463111	7861-7N-6G	10464455	8247N	10478818	6630N
10461318	6924N	10463123	7861-11N-4G	10464456	8292N	10478824	6924N
10461319	6924N	10463126	7955-7N	10464457	8206N	10478831	6382N-PT
10461322	6907N	10463140	7977N	10464459	8490-9N	10478832	6356N
10461324	6907N	10463144	7960N	10464460	8492-9N	10478833	6356N
10461326	6356N	10463145	7960N	10464476	8292N	10478853	4897N
10461330	6907N	10463148	7861-11N-6G	10464481	8247N	10478863	4930N
10461332	6907N	10463149	7861-11N-6G	10464483	8490-9N	10478865	4930N
10461338	3948N	10463152	7901-2N	10464484	8490-3N	10478866	4930N
10461341	3948N	10463158	7861-11N-6G	10464487	8495-3N	10478874	3702N
10461345	6360N	10463159	7802-11N-1G	10464488	8495-3N	10478877	3905N
10461357	6360N	10463164	7861-7N-6G	10464490	8490-3N	10478878	4930N
10461358	6360N	10463165	7861-7N-6G	10465001	6407N	10478879	4930N
10461358	6553N	10463172	7861-11N-6G	10465009	6407N	10478883	4930N
10461381	4930N	10463179	7802-11N-5G	10465013	6468N	10478885	4930N
10461392	6356N	10463180	7802-11N-5G	10465014	6469N	10478887	4930N
10461398	6907N	10463181	7861-11N-6G	10465020	6330N	10478888	4930N
10461410	6363N	10463183	7977N	10465025	3686N	10478890	6297N-PT
10461411	6513N	10463185	7802-3N	10465026	6573N	10478894	6356N
10461414	6907N	10463186	7802-11N-6G	10465032	6313N	10478895	6356N
10461415	6356N	10463197	7684N	10465043	6573N	10478904	3905N
10461431	6668N	10463199	7955-7N	10465047	6575N	10478906	3905N
10461434	6668N	10463201	7918-7R	10465048	6575N	10478907	4930N
10461435	6919N	10463205	7802-11N-6G	10465049	6576N	10478908	4930N
10461445	6571N	10463212	7861-11N-6G	10465050	6576N	10478909	4930N
10461448	6575N	10463242	7901-2N	10465053	6468N	10478910	3905N
10461449	6575N	10463245	7861-7N-6G	10465054	6469N	10478911	4930N
10461450	6576N	10463266	7901-2N	10465058	6571N	10478912	4930N
10461451	6576N	10463299	7684N	10465059	4038N	10478917	3905N
10461454	6610N	10463300	7684N	10465065	6416N	10478918	6907N
10461461	6594N	10463307	7157MN	10465096	6415N	10478926	6630N
10461468	6582N	10463308	7157MN	10465098	6415N	10478931	6907N
10461469	6582N	10463335	7901-11R	10465148	6602N	10478932	6513N

INTERCHANGE

INTERCHANGE

OEM No.	Part No.	OEM No.	Part No.	OEM No.	Part No.	OEM No.	Part No.
	Delco		Delco		Delco		Delco
10478933	6907N	10479130	6553N	10479850	7273-RR	10496869	3633N
10478934	6907N	10479131	6777N	10479860	7287-12N	10496870	3631N-PG
10478935	6356N	10479136	6360N	10479865	7287-12N	10496871	3838N
10478936	6907N	10479136	6363N	10479867	7287-12N	10496872	3838N
10478939	6360N	10479142	6553N	10479874	7802-11N-6G	10496873	3510MN
10478942	6360N	10479146	6371N	10479883	7802-11N-6G	10496874	3510N
10478951	6513N	10479147	6919N	10479884	7918-7R	10496875	3510MN
10478953	6464N	10479150	6356N	10479906	7861-11N-6G	10496876	3686N
10478963	6356N	10479151	6513N	10479912	7861-11N-6G	10496877	3686N
10478964	6513N	10479154	6371N	10479915	7287-12N	10496878	4038N
10478965	6907N	10479155	6919N	10479921	7861-7N-6G	10496879	4174N
10478966	6907N	10479156	6356N	10479922	7861-7N-6G	10496880	3533R
10478967	6907N	10479157	6924N	10479924	7853N	10496882	17037N
10478977	6907N	10479158	6907N	10479925	7853N	10496883	17037N
10478980	6370N	10479159	6516N	10479926	7853N	10497074	7294-12N
10478983	6356N	10479160	6356N	10479927	7853N	10497076	7294-9N
10478984	6907N	10479161	6924N	10479928	7853N	10497077	7294-12N
10478986	6370N	10479162	6371N	10479929	7853N	10497079	7294-3N
10478987	6513N	10479163	6919N	10479930	7853N	10497081	7294-9N
10478991	6924N	10479164	6370N	10479976	7687N	10497083	7853N
10478992	6371N	10479165	6924N	10479984	8160-7N	10497112	7802-11N-5G
10478994	6907N	10479171	6370N	10479993	7861-11N-4G	10497113	7802-11N-5G
10478995	6360N	10479174	6907N	10479994	7861-11N-6G	10497114	7802-11N-5G
10478996	6370N	10479175	6359N-PT	10479997	7861-11N-6G	10497165	6468N
10478998	6370N	10479178	6360N	10480022	7684N	10497177	7138N
10478999	6613N	10479183	6924N	10480023	7684N	10497396	6330N
10479000	6554N	10479185	6356N	10480024	8163-2R	10497425	7294-9N
10479003	6907N	10479187	6907N	10480060	7176N	12301341	6576N
10479004	6907N	10479191	6907N	10480069	8165-3N	12301351	6571N
10479005	6907N	10479192	6777N	10480082	8165-3N	12301358	6380N-PT
10479006	6356N	10479194	6513N	10480084	8165-7N-6G	12301370	6907N
10479017	6513N	10479195	6752N	10480086	8165-11N	12301387	3720R
10479018	6907N	10479196	6359N-PT	10480087	8165-3N	12301389	6410N-PT
10479019	6907N	10479206	6668N	10480088	7977N	12301399	6907N
10479022	6363N	10479211	6370N	10480090	8167-11N	12303394	3686N
10479026	6371N	10479214	6297N-PT	10480091	8167-11N	12303442	3633N
10479027	6919N	10479215	6668N	10480092	8167-11N	12304044	3838N
10479028	6356N	10479224	6363N	10480093	7960N	12304203	3631N-PG
10479030	6924N	10479225	6360N	10480094	8165-7N-6G	12304737	3630R
10479034	6907N	10479226	6667N	10480097	8165-11N	12304738	3686N
10479037	6356N	10479245	6360N	10480098	7903-11R	12304795	3630R
10479038	6513N	10479250	6919N	10480099	8165-11N	12304989	3838N
10479040	6907N	10479251	6907N	10480122	8214-11R	12323748	4162N
10479041	6516N	10479255	6513N	10480130	8219N	12558851	6483N
10479052	6907N	10479266	6513N	10480133	8219N	15035444	6668N
10479060	6919N	10479277	6356N	10480156	8209N	15087021	8490-3N
10479061	6919N	10479281	6924N	10480167	8206N	15087022	8495-3N
10479062	6513N	10479282	6896N	10480168	8206N	15087023	8490-9N
10479063	6516N	10479285	6356N	10480170	8216N	15093928	8301N
10479064	6566N	10479289	6907N	10480187	8160-7N	15093929	8302N-6G2
10479065	6356N	10479290	6370N	10480198	8206N	15100053	8364N
10479067	6553N	10479305	6752N	10480206	8219N	15178637	8364N
10479068	6505N-PT	10479605	6594N	10480234	8292N	15183649	8364N
10479072	6356N	10479614	6595N	10480255	8219N	15188853	8364N
10479080	6554N	10479615	6585N	10480267	8209N	15188855	8364N
10479081	6356N	10479618	6585N	10480271	8490-3N	15200109	8292N
10479082	6513N	10479621	6573N	10480326	8247N	15225927	8302N-6G2
10479091	6371N	10479622	6582N	10480388	8247N	15226003	8292N
10479092	6919N	10479623	6582N	10480390	8292N	15555619	4038N
10479104	6511N	10479624	6583N	10480476	8247N	15750871	8292N
10479105	6554N	10479625	6585N	10480479	8490-3N	15754097	8292N
10479106	6380N-PT	10479626	6605N	10480480	8495-3N	15755616	8247N
10479109	6630N	10479634	6603N	10495382	7127-3N	15757624	8206N
10479110	6356N	10479637	6610N	10495396	6330N	15768829	8247N
10479111	6370N	10479638	6585N	10495418	7294-3N	15768830	8292N
10479112	6356N	10479641	6585N	10495421	7294-3N	15769252	8490-9N
10479113	6356N	10479645	6610N	10495422	7294-3N	15769253	8492-9N
10479114	6370N	10479648	6610N	10495425	7294-9N	15845337	8489N
10479115	6360N	10479650	6605N	10495426	7294-9N	15845338	8489N
10479115	6363N	10479801	7861-7N-6G	10495427	7294-9N	15847291	8292N-DRC
10479116	6356N	10479802	7861-7N-6G	10495428	7294-3N	15857608	8301N
10479120	6360N	10479807	7861-7N-6G	10495429	7294-12N	15857609	8302N-6G2
10479124	4930N	10479808	7861-7N-6G	10495433	7294-3N	15905871	8301N
10479125	4930N	10479823	7134-9N	10495434	7294-3N	15905872	8302N-6G2
10479126	4930N	10479833	7134-9N	10495435	7294-3N	18000002	8292N

INTERCHANGE

INTERCHANGE

OEM No.	Part No.	OEM No.	Part No.	OEM No.	Part No.	OEM No.	Part No.
	Delco		Delco		Delco		Delco
19010001	7254N	19011171	8083N	19020302	8078N	19136238	6489N
19010003	8066N	19011172	8092N	19020303	8078N	19136241	6492N
19010006	7254N	19011173	8083N	19020304	8073N	19168042	6757N
19010007	8066N	19011174	8081N	19020306	8076N	19244752	8495-3N
19010009	8066N	19011176	8609N	19020309	8073N	25869451	8302N-6G2
19010010	8066N	19011177	8096N	19020310	8076N	25877026	8301N
19010011	8066N	19011179	8092N	19020314	8078N	88861935	6494N
19010012	8066N	19011185	8576N	19020355	8073N	88863064	3510MN
19010013	8066N	19011187	8609N	19020356	8073N	88863065	3510N
19010014	8066N	19011200	8607N	19020357	8073N	89016660	6415N
19010018	8066N	19011202	8609N	19020358	8078N	89017412	6492N
19010019	8066N	19011211	8083N	19020359	8078N	89017440	6494N
19010020	7254N	19011212	8083N	19020361	8073N	89017441	6485N
19010021	8066N	19011213	8092N	19020364	8078N	89017442	6492N
19010023	7254N	19011214	8092N	19020365	8078N	89017637	6495N
19010100	8027N	19011215	8609N	19020375	8560N	89017844	6757N
19010103	8027N	19011216	8096N	19020380	8073N	89018123	6494N
19010108	8003N	19011227	8607N	19020384	8364N	93441577	8540N
19010110	8028N	19011228	8607N	19020387	8362N	94665498	8540N
19010111	8003N	19011229	8607N	19020388	8362N	191362121	6416N
19010113	7971N	19011231	8607N	19020389	8362N	15754097A	8292N
19010115	7681N	19011232	8607N	19020393	8364N	15754097M	8292N
19010120	8027N	19011234	8608N	19020395	8364N	15754097W	8292N
19010126	7685N	19011244	8608N	19020801	8078N	15755616W	8247N
19010127	7685N-1	19011246	8608N	19020802	8078N		
19010134	8027N	19011248	8607N	19020803	8362N		
19010136	8027N	19011249	8608N	19020804	8362N	Delco Europe	
19010137	8027N	19011252	8609N	19020812	8364N	DRS0990	17075N
19010138	7644N	19011253	8609N	19020813	8364N	DRS2940	18250N
19010145	7685N	19011255	8608N	19020818	8364N		
19010147	7681N	19011258	8609N	19020818	8364N	Denso	
19010153	8027N	19011260	8607N	19020889	8362N	021000-4650	7069
19010154	8027N	19011261	8608N	19020900	8707N	021000-4760	7069
19010155	8027N	19011262	8609N	19020901	8704N	028000-3290	16635N
19010156	7644N	19011263	8607N	19020901	8707N	028000-3291	16635N
19010157	8027N	19011264	8607N	19020903	8704N	028000-3292	16635N
19010158	8027N	19011265	8608N	19024010	18113N	028000-5880	16658N
19010159	8027N	19011266	8608N	19024013	18931N	028000-5881	16658N
19010160	8027N	19011267	8609N	19024016	18253N	028000-5882	16658N
19010165	8027N	19011268	8609N	19024025	18113N	028000-5883	16658N
19010166	8027N	19011272	8609N	19024051	18375N	028000-5884	16658N
19010168	7685N	19011273	8609N	19024052	18253N	028000-7460	17354N
19010171	8027N	19011400	6840N	19024071	16372N	028000-7461	17354N
19010173	8027N	19011402	6841N	19024071	16372N	028000-7462	17354N
19010174	8027N	19011403	6842N	19024080	30028N	028000-7462	17354N
19010176	8027N	19011404	6843N	19024252	17075N	028000-7470	17354N
19010182	8003N	19011407	6843N	19024258	19722N	028000-7471	17354N
19010183	7644N	19011409	6844N	19026026	6833N	028000-7472	17354N
19010184	7644N	19011500	6913N	19026027	6807N	028000-7472	17354N
19010190	8027N	19011501	30111N-DR	19026028	6859N	028000-9570	17354N
19010191	8027N	19011505	6913N	19026029	6859N	028000-9770	17292N
19010192	7644N	19011506	6911N	19026029	6859N	028000-9771	17292N
19010196	7681N	19011507	6819N	19026030	6833N	028000-9774	17292N
19010199	8003N	19011508	6924N	19026031	6809N	101211-6100	7254N
19010202	7685N	19011509	6853N	19026035	6831N	101211-8140	12670N
19010210	8027N	19011510	6907N	19070049	12596N	101211-8340	12670N
19010212	8027N	19011511	6803N	19133934	6415N	101211-8341	12670N
19011104	8432N	19011512	6826N	19133935	6313N	101211-8410	8614N
19011150	8081N	19011513	6908N	19136124	17037N	104210-5432	11291R
19011151	8081N	19011514	6919N	19136131	3510N	104210-5820	11293R
19011152	8083N	19011515	6914N	19136132	3510MN	104210-5860	11432R
19011154	8081N	19011516	6911N	19136133	3510N	104210-6100	11290R
19011155	8083N	19011517	6907N	19136147	6313N	104210-6103	11290R
19011156	8083N	19011518	6911N	19136153	3725R	121000-2450	7069
19011157	8092N	19011519	6911N	19136156	3631N-PG	121000-2660	13184N
19011158	8081N	19011521	6911N	19136158	3686N	121000-2680	13220N
19011159	8083N	19011522	6819N	19136169	3838N	121000-3100	13184N
19011160	8081N	19011523	6853N	19136183	3725R	121000-3300	13184N
19011161	8083N	19011524	6803N	19136187	6468N	121000-3340	13184N
19011162	8081N	19011525	6910N	19136189	3838N	121000-3360	13184N
19011163	8083N	19011526	6919N	19136209	6468N	121000-3370	13312N
19011166	8083N	19011529	6911N	19136210	6407N	121000-3380	13245N
19011167	8092N	19011530	6911N	19136219	6449N	121000-3410	13353N
19011169	8092N	19011531	6913N	19136220	6468N	121000-3430	13353N
19011170	8092N	19020207	8720N	19136221	6469N	121000-3460	13353N
				19136231	6492NM	121000-3470	13354N-7G2
				19136232	6483N	121000-3530	13354N-7G1
				19136234	6485N	121000-3531	13354N-7G1

INTERCHANGE

INTERCHANGE

OEM No.	Part No.	OEM No.	Part No.	OEM No.	Part No.	OEM No.	Part No.
Denso		Denso		Denso		Denso	
121000-3630	13823N	128000-5301	17292N	228000-7300	18507N	TG428000-4420	19501N
121000-3760	13910N	128000-5303	17292N	228000-7301	18507N	TG428000-4430	19502N
121000-4010	13313N	128000-5670	17084N	228000-7420	17785N	TG428000-4440	19503N
121000-4010	13313N-OG	128000-7810	17466N	228000-7421	17785N	TG428000-5190	19505N
121000-4030	13313N	128000-7812	17466N	228000-7430	17788N	TG428000-5430	19506N
121000-4030	13313N-OG	128000-8101	18158N	228000-7432	17788N	TG428000-5730	19507N
121000-4040	13301N	128000-8230	17392N	228000-8080	18566N		
121000-4041	13301N	128000-8231	17392N	228000-8081	18566N	Detroit Diesel	
121000-4080	13302N	128000-9500	16990N	228000-8082	18566N	23523162	12377N
121000-4090	13313N	128000-9501	16990N	228000-8083	18566N	R0459137	7254N
121000-4090	13313N-OG	128000-9504	16990N	228000-8180	18500N	R0459139	7612N
121000-4100	13313N	128000-9690	6382N-PT	228000-8181	18500N	R0459140	7612N
121000-4100	13313N-OG	128000-9691	6382N-PT	228000-8182	18500N	R0459152	7612N
121000-4110	13313N	228000-0620	16990N	228000-8420	17802N	R0459153	7197N
121000-4110	13313N-OG	228000-0621	16990N	228000-8430	18273N	R0461125	4930N
121000-4130	13453N	228000-0630	18402N	228000-8431	18273N	R0461126	6356N
121000-4150	13302N	228000-0631	18402N	228000-8432	18273N	R0461127	6356N
121000-4151	13302N	228000-0632	18402N	228000-8510	18406N	R0461178	3974N
121000-4170	13742N	228000-0633	18402N	228000-9100	16990N	R0461179	3745N
121000-4171	13742N	228000-1750	18402N	421000-0111	13920N	R0461184	6370N
121000-4280	13766N	228000-1751	18402N	421000-0113	13920N		
121000-4290	13824N	228000-1752	18402N	421000-0210	13988R	Deutz Engine	
121000-4291	13824N	228000-1753	18402N	421000-0280	13988R	1161422	17073N
121000-4300	13742N	228000-1800	17549N	421000-0281	13988R	01163556	17107N
121000-4350	13824N	228000-1880	18158N	421000-0282	13988R	1164995	17073N
121000-4351	13824N	228000-1881	18158N	421000-0410	11298R	1172099	17073N
121000-4450	13911N	228000-1950	16990N	421000-0510	11378R	1173241	17073N
121000-4451	13911N	228000-1951	16990N	421000-0512	11378R	1173820	17073N
121000-4470	13911N	228000-1952	16990N	421000-0580	11298R	1302023	17073N
121000-4481	13874N	228000-1953	16990N	428000-0100	17823N	3469109	14391N
121000-4560	13911N	228000-2290	17548N	428000-0460	17880N	3489109	14391N
128000-0210	16990N	228000-2291	17548N	428000-0730	17875N	12850029	6371N
128000-0211	16990N	228000-2292	17548N	428000-0990	17788N	42488477	17073N
128000-0212	16990N	228000-2670	19551N	428000-1190	17892N	B17R24X4	17073N
128000-0213	16990N	228000-2671	19551N	428000-1210	18571N	B29R24X4H7622	17073N
128000-0214	16990N	228000-2800	18136N	428000-1211	18571N		
128000-0215	16990N	228000-2804	18136N	428000-1212	18571N	Dixie Electric	
128000-0216	16990N	228000-2805	18136N	428000-1220	18571N	101-20101	7266N
128000-0490	16881N	228000-2807	18136N	428000-1221	18571N	101-20201	7297N
128000-0491	16881N	228000-3310	19551N	428000-1420	18572N	101-21101	8027N
128000-0492	16881N	228000-3311	19551N	428000-1421	18572N	101-21102	7681N
128000-0494	16881N	228000-3320	19551N	428000-1422	18572N	101-21102	7685N
128000-0540	16990N	228000-3321	19551N	428000-1450	19153N	101-21103	7644N
128000-0541	16990N	228000-3390	17573N	428000-1451	19153N	101-21103	8027N
128000-0542	16990N	228000-3391	17573N	428000-1830	18402N	101-21104	7681N
128000-0543	16990N	228000-3392	17573N	428000-1880	18554N	101-21104	8027N
128000-0544	16990N	228000-3393	17573N	428000-1881	18554N	101-21105	7971N
128000-0545	16990N	228000-3394	17573N	428000-2010	17823N	101-21106	7681N
128000-0770	16635N	228000-3400	17574N	428000-2400	17785N	101-21106	8027N
128000-0771	16635N	228000-3401	17574N	428000-2840	19550N	101-21107	7685N
128000-0772	16635N	228000-3402	17574N	428000-3330	19029N	101-21108	7644N
128000-2270	16990N	228000-3403	17574N	428000-3331	19029N	101-21108	7685N
128000-2273	16990N	228000-3404	17574N	428000-4420	19501N	101-21108	7685N-1
128000-2480	16990N	228000-4670	16990N	428000-4430	19502N	101-21108	8027N
128000-2960	17392N	228000-4671	16990N	428000-4440	19503N	101-21109	8028N
128000-2970	17392N	228000-5310	18508N	428000-4450	19504N	101-21111	7971N
128000-3120	16990N	228000-5311	18508N	428000-4451	19504N	101-21201	8003N
128000-3121	16990N	228000-5790	18988N	428000-5190	19505N	101-21202	8003N
128000-3122	16990N	228000-5791	18988N	428000-5430	19506N	101-22102	8078N
128000-4220	19551N	228000-5850	18989N	428000-5730	19507N	101-22103	8078N
128000-4221	19551N	228000-5851	18989N	428000-5940	17892N	101-22104	7681N
128000-4250	19516N	228000-5902	18508N	428000-6110	19029N	101-22104	8027N
128000-4685	18935N	228000-6090	19554N	9712109-338	13245N	101-22105	8073N
128000-4686	18935N	228000-6091	19554N	AS228000-1953	16990N	101-22105	8078N
128000-4687	18935N	228000-6640	18402N	AS228000-4671	16990N	101-22106	7644N
128000-4688	18935N	228000-6641	18402N	AS228000-6641	18402N	101-22106	8076N
128000-4689	18935N	228000-6670	18402N	AS228000-6671	18402N	101-22106	8078N
128000-4910	17215N	228000-6671	18402N	LAY42800-0040	18571N	101-22108	8362N
128000-4911	17215N	228000-7000	18407N	LAY42800-0041	18571N	101-22109	8362N
128000-4960	17084N	228000-7001	18407N	LAY42800-0070	19153N	101-22111	8364N
128000-5090	17292N	228000-7002	18407N	TG228000-5311	18508N	101-22112	8364N
128000-5091	17292N	228000-7003	18407N	TG228000-5851	18989N	101-22113	7971N
128000-5270	17084N	228000-7004	18407N	TG228000-8083	18566N	101-22114	8560N
128000-5280	17084N	228000-7290	19551N	TG228000-8420	17802N	101-22115	8028N
128000-5300	17292N	228000-7291	19551N	TG228000-8510	18406N	101-22115	8560N

INTERCHANGE

OEM No.	Part No.	OEM No.	Part No.	OEM No.	Part No.	OEM No.	Part No.
Dixie Electric		Dixie Electric		Dixie Electric		Dixie Electric	
101-22202	8003N	160-84102	12169N	201-37117	6613N	243-55205	19538N
101-24101	8701N	160-89105	13193N	201-37118	6394N	243-55206	18963N
101-24102	8704N	160-89117	14390N	201-37119	6410N-PT	246-06136	18966N
101-24103	8704N	160-89122	14391N	201-37120	6297N-PT	246-14146	17392N
101-24104	8704N	200-38101	6807N	201-37121	6907N	246-14186	19554N
101-24105	8707N	200-38102	6809N	201-37124	6395N	246-20109	18988N
101-24106	8707N	200-38103	6859N	201-37126	6907N	246-25101	16658N
101-24107	8707N	200-38104	6831N	201-37127	6907N	246-25107	16990N
101-24108	8718N	200-38106	6834N	201-37128	6295N	246-25112	16990N
101-24109	8719N	200-38107	19524N	201-37204	6359N-PT	246-25120	17292N
101-25100	7255N	200-38201	6833N	201-37205	6359N-PT	246-25125	17892N
101-25100	8066N	200-38209	30111N-DR	201-38103	6859N	246-25149	17548N
101-25200	7252N	200-39101	6910N	201-39107	6908N	246-25157	17578N
101-25201	7254N	200-39102	19501N	201-40101	3974N	246-25161	18507N
101-26101	8066N	200-39102	19502N	201-40101	6924N	246-25165	16990N
101-26103	8066N	200-39102	19503N	201-40102	3339N	246-25216	18402N
101-26104	8066N	200-39102	6911N	201-40102	6907N	246-25229	18059N
101-26201	7254N	200-39103	6924N	201-40102	6919N	246-25236	6582N
101-27101	7138N	200-39104	6914N	201-40103	3974N	246-30101	17215N
101-27102	7850N	200-39105	6913N	201-40103	6924N	246-30102	16881N
101-27201	7197N	200-39106	19536N	201-40105	6924N	246-30104	19551N
101-28104	8745N	200-39109	6821N	201-40202	3745N	246-30109	18136N
101-28106	8745N	200-39109	6907N	201-40203	3948N	246-30112	18989N
101-30100	7256N	200-39109	6919N	201-41101	6613N	246-30115	18508N
101-30101	7262N	200-39110	6908N	201-41102	6630N	246-30118	18406N
101-30101	7940N	200-39111	6924N	201-41108	6667N	246-30120	18566N
101-30102	7676N	200-39115	6907N	201-42101	6356N	246-30134	17802N
101-30200	7263N	200-39203	6837N	201-42101	6924N	246-30138	18500N
101-30201	7975N	200-39203	6853N	201-42102	6371N	246-30139	18407N
101-30202	7965N	200-39204	6819N	201-42102	6907N	246-40101	16635N
101-33101	8081N	200-39205	6803N	201-42112	6516N	246-50101	19501N
101-33102	8083N	200-39206	6826N	201-42113	6566N	246-50102	19502N
101-33102	8607N	200-39209	19535N	201-42114	6576N	246-50103	19503N
101-34101	8092N	200-39210	6837N	201-42114	6777N	246-50104	19504N
101-34102	8092N	200-45102	6919N	201-42115	6907N	246-50105	19505N
101-35105	8092N	200-45107	6907N	201-42118	6554N	246-50106	19506N
101-35105	8608N	200-46109	18571N	201-42119	6511N	246-50107	19507N
101-35112	8081N	201-27117	6576N	201-42120	6513N	246-80101	18571N
101-35112	8607N	201-27141	6576N	201-42120	6907N	246-80101	19153N
101-35113	8092N	201-28101	6576N	201-42120	6924N	260-23206	30127N
101-35113	8608N	201-28104	6571N	201-42121	6371N	260-23208	19722N
101-35114	8609N	201-28106	6573N	201-42201	3948N	260-46235	18376N
101-36101	8612N	201-28108	6575N	201-42201	6360N	260-46243	19784N
101-36102	8613N	201-28110	6602N	201-42201	6363N	260-47282	18929N
101-36103	8614N	201-28114	6583N	201-42202	6370N	260-62100	16445N
101-36201	8610N	201-28116	6585N	201-42203	6263N	260-62102	16445N
101-50213	8359R	201-28117	6595N	201-42204	6552N	260-62104	17075N
102-10101	7712N	201-28127	6468N	201-42204	6553N	260-62111	17106N
107-20101	7612N	201-28128	6469N	201-42206	6360N	260-62173	17643N-OE
107-20102	7612N	201-28130	6610N	201-42207	3948N	260-64200	17073N
107-20103	7613N	201-28131	6603N	201-42207	6360N	260-67100	17074N
107-49101	8681N	201-28134	6610N	201-50101	3905N	260-67100	17075N
109-16101	8329N	201-28201	6582N	201-50201	4930N	260-67108	17106N
109-16103	8410N	201-28202	6594N	201-50202	4930N	260-67110	18029N
109-16105	8329N	201-28203	6582N	201-50209	3902N	260-67126	17257N
109-16128	8410N	201-28211	6605N	201-50212	4930N	260-67130	17309N
109-18122	8614N	201-29101	6841N	202-09104	3268N	260-67144	17316N
146-50202	12670N	201-29102	6840N	202-09108	3267N	260-67200	17073N
146-50204	12670N	201-29103	6842N	202-09109	3241N	260-67202	18371N
160-55101	12490N	201-29104	6844N	202-09110	3246N	260-67217	18250N
160-55109	12491N	201-29105	6843N	202-09111	3247N	260-67243	30115N
160-55110	12716N	201-37101	6348N-PT	202-09112	6640N	260-67244	30104N
160-55111	12715N	201-37101	6398N-PT	202-09113	3234N	260-72201	30110N
160-55202	23877N	201-37102	6382N-PT	202-09128	6646N	260-72202	30107N
160-55203	12387N	201-37102	6410N-PT	202-09139	3267N	266-68101	18029N
160-55204	12389N	201-37103	6504N-PT	206-03101	5757N	266-68102	17092N
160-60221	12615N	201-37107	6380N-PT	206-03110	5915N	301-18101	9193N
160-60222	12615N	201-37107	6907N	206-04109	5766N	530-8275	19551N
160-60241	12615N	201-37108	6380N-PT	206-07101	5761N	A-100	7122N
160-60242	12615N	201-37109	6391N-PT	206-07106	5760N	A-1100	7157MMN
160-60243	12377N	201-37110	6382N-PT	206-07109	5756N	A-1101	7252N
160-60281	12615N	201-37110	6410N-PT	243-08105	17354N	A-1103	7263N
160-60282	12615N	201-37113	6398N-PT	243-22203	18241N	A-1104	7175N
160-68206	12585N	201-37114	6504N-PT	243-55201	30028N	A-1116	7176N
160-68212	12388N	201-37115	6505N-PT	243-55203	33311N	A-1117	7297N

INTERCHANGE

INTERCHANGE

OEM No.	Part No.	OEM No.	Part No.	OEM No.	Part No.	OEM No.	Part No.
Dixie Electric		Dixie Electric		Dixie Electric		Dixie Electric	
A-1118	7266N	A-1360	7685N	A-162	7122N	A-2052	8262N
A-1132	7127-3N	A-1367	7861-7N-6G	A-1620	8362N	A-2057	8310N
A-1132-1W	7127-SEN	A-1368	8003N	A-1621	8362N	A-2057N	8310N
A-1133	7127-3N	A-1372	7901-2N	A-1643	8247N	A-2058	8316N
A-1133N	7127-3N	A-1388	8028N	A-1645	8292N	A-2058N	8316N
A-1137	7127-3N	A-1389	7684N	A-1654	8432N	A-2059	8317N
A-1137	7127-9N	A-1390	7684N	A-1658	8609N	A-2069	8306N
A-1139	7127-12N	A-1392	8066N	A-1659	8609N	A-2069N	8306N
A-1139	7127-9N	A-1395	8160-7N	A-166	7138N	A-2070	8308N
A-1151	7134-3N	A-1398	7861-7N-6G	A-1660	8364N	A-2070	8477N
A-1152	7134-9N	A-1407	8165-3N	A-1661	8364N	A-2071	8307N
A-1153	7134-9N	A-1407N	8165-3N	A-1670	8092N	A-2076	8478N
A-1167	7850N	A-1408	8165-7N-6G	A-1674	8490-9N	A-2078	8429N
A-1183	7127-3N	A-1408N	8165-7N-6G	A-1675	8492-9N	A-2083	8479N
A-1193	7254N	A-1409	7861-11N-6G	A-1679	8490-9N	A-2083N	8479N
A-1200	7294-9N	A-1409	8165-11N	A-1681	8490-3N	A-2087	8473N
A-1201	7294-9N	A-1409N	7861-11N-6G	A-1682	8495-3N	A-2088	7764N-6G
A-1202	7294-3N	A-1409N	8165-11N	A-1682	8540N	A-2089	8473N
A-1205	7294-3N	A-1411	7802-11N-1G	A-1688	8607N	A-209	7058N
A-1206	7294-9N	A-1411	7802-11N-5G	A-1689	8607N	A-209	7078N
A-1207	7294-12N	A-1411	8167-11N	A-1690	8607N	A-2090	8306N
A-1213	7294-3N	A-1412	7977N	A-1691	8608N	A-2091	8429N
A-1213	7294-9N	A-1414	8163-2R	A-1692	8608N	A-210	7078N
A-1215	7294-12N	A-142	7122N	A-1693	8608N	A-2111	7768N-6G1
A-1215	7294-3N	A-1441	7687N	A-1694	8609N	A-2113	8522N
A-1215	7294-9N	A-1442	8066N	A-1695	8609N	A-214	7069
A-1216	7294-12N	A-1443	8003N	A-1696	8609N	A-215	7058N
A-1223	7294-12N	A-1444	7965N	A-1697	8701N	A-215	7078N
A-1223	7294-3N	A-1446	7903-11R	A-1698	8704N	A-215-2	7078N
A-1225	7294-12N	A-1447	7676N	A-1699	8704N	A-215-6	7078N
A-1225	7294-3N	A-1448	8206N	A-1700	8704N	A-215N	7058N
A-1225	7294-9N	A-1448N	8206N	A-1702	8707N	A-215N	7078N
A-1227	7294-9N	A-1449	7960N	A-1703	8707N	A-217	7705-12N
A-1228	7294-12N	A-1451	8078N	A-1704	8707N	A-217	7705-9N
A-1229	7294-12N	A-1452	8078N	A-1705	11075N	A-217-2	7705-12N
A-1231	7287-12N	A-1453	8219N	A-1705	8302N-6G2	A-217-2	7705-9N
A-1232	7287-12N	A-1454	8219N	A-1706	8292N	A-217-6	7705-12N
A-1233	7127-3N	A-1455	8081N	A-1707	8612N	A-217-6	7705-3N
A-1236	7127-3N	A-1456	8081N	A-1708	8613N	A-217-6	7705-9N
A-1246	7273-RR	A-1456	8083N	A-1709	8614N	A-217-6	7705-9N-6G
A-1250	7853N	A-1456	8607N	A-1710	8612N	A-219	7712N
A-1264	7802-11N-5G	A-1458	8092N	A-1714	8610N	A-221	7705-12N
A-129	7254N	A-1459	8092N	A-1719	8607N	A-221	7705-9N
A-1290	7802-11N-5G	A-1459	8608N	A-1720	8608N	A-221-2	7705-12N
A-1290	7802-11N-6G	A-1467	8227N	A-1721	8609N	A-221-2	7705-9N
A-1290	8167-11N	A-1468	8216N	A-1722	8720N	A-221-6	7705-12N
A-1292	7861-11N-6G	A-1469	8209N	A-1729	8576N	A-221-6	7705-3N
A-1301	7802-3N	A-1474	7254N	A-173	7197N	A-228	7745-10N
A-1307	7901-11R	A-1476	8066N	A-1731	8607N	A-229	7745-2N
A-1307	8214-11R	A-1493	8073N	A-1732	8608N	A-232	7745-10N
A-1311	7861-7N-6G	A-1494	8076N	A-1733	8612N	A-232	7745-2N
A-1322	7861-11N-4G	A-1502	7960N	A-1737	8560N	A-232N	7745-10N
A-1327	7977N	A-1505	7861-7N-6G	A-1738	8489N	A-232N	7745-2N
A-1329	7256N	A-1509	7918-7R	A-1739	8609N	A-233	7744-2N
A-1331	7255N	A-1511	8214-11R	A-175	7136N	A-234	7744-2N
A-1331	8066N	A-1514	7901-11R	A-1758	8301N	A-235	7744-2N
A-1332	7262N	A-1520	7287-12N	A-1760	8302N-6G2	A-237	7745-10N
A-1332	7940N	A-1523	7287-9N	A-1763	8292N	A-238	7745-10N
A-1338	7955-7N	A-1527	7287-9N	A-177	7157MN	A-238	7745-2N
A-1339	7975N	A-1547	8066N	A-1773	8745N	A-238N	7745-10N
A-1341	7681N	A-1548	11076N	A-1774	8745N	A-238N	7745-2N
A-1341	8027N	A-1548	8247N	A-1784	8718N	A-239	7745-10N
A-1342	7681N	A-1548N	11076N	A-1785	8719N	A-239	7745-2N
A-1342	7685N	A-1548N	8247N	A-1921	8359R	A-239N	7745-10N
A-1346	7960N	A-1549	13860N	A-202	7051R	A-239N	7745-2N
A-1350	7644N	A-1549	8292N	A-2022	7744-2N	A-241	7749-11N
A-1350	7685N-1	A-1549N	13860N	A-2024	7796N	A-243	7744-2N
A-1351	8003N	A-1549N	8292N	A-2024N	7796N	A-248	7750N-6G1
A-1353	7681N	A-1552	8609N	A-2025	7799N	A-248N	7750N-6G1
A-1354	7971N	A-1553	8096N	A-2027	7745-10N	A-249	7750N-6G2
A-1355	7971N	A-1553	8609N	A-2028	7749-3N-2G	A-249N	7750N-6G2
A-1358	7681N	A-1611	7294-9N	A-2031	7768N-6G1	A-251	7764N-6G
A-1358	8027N	A-1612	7294-9N	A-2032	7768N-7G	A-251N	7764N-6G
A-1359	7685N	A-1617	8432N	A-2033	7768N-8G	A-251N	7764N-8G
A-1360	7644N	A-1619	8362N	A-2033N	7768N-8G	A-253	7749-3N-2G

INTERCHANGE

INTERCHANGE

OEM No.	Part No.	OEM No.	Part No.	OEM No.	Part No.	OEM No.	Part No.
Dixie Electric		Dixie Electric		Dixie Electric		Dixie Electric	
A-253	7749-3N-6G1	A-6482	12385N	A-8697	13354N-7G2	S-1163N	3838N
A-253N	7749-3N-2G	A-6486	11075N	A-8698	13302N	S-1165	3838N
A-253N	7749-3N-6G1	A-6487	11076N	A-8698N	13302N	S-1171	3686N
A-254	7755-3N	A-6495	11076N	A-8699	13301N	S-1172	3633N
A-255	7756-3N-2G	A-6497	12491N	A-8699	13313N	S-1172	4174N
A-255	7756-3N-6G1	A-6498	12716N	A-8699	13313N-OG	S-1181	3533R
A-256	7778-3N	A-6499	12715N	A-8700	13313N	S-1182	4038N
A-257	7768N-6G2	A-6532	11235N	A-8700	13313N-OG	S-1187	3510MN
A-257N	7768N-6G1	A-6543	11217N	A-8701	13453N	S-1187	3510N
A-257N	7768N-6G2	A-6548	11234N	A-8757	12670N	S-1188	3510N
A-257N	7768N-7G	A-6564	11233N	A-8779	13823N	S-1252	3601R
A-261	7776N	A-6565	11239N	A-8781	13766N	S-1252	3725R
A-261N	7776N	A-7001	8676N	A-8783	13824N	S-1267	3686N
A-267	7785N	A-7003	8681N	A-8783	13920N	S-1293	3905N
A-268	7749-11N	A-7010	8320N	A-8879	12308N	S-1295	3339N
A-274	7790N	A-7013	7341N	A-8919	13823N	S-1295	6907N
A-274N	7790N	A-720	7612N	A-8919	13910N	S-1297	6924N
A-275	7791N	A-721	7612N	A-8920	13874N	S-1300	6924N
A-275N	7791N	A-742	7610N	A-8921	13911N	S-1301	6313N
A-276	7798N	A-751	7767N	A-9204	8329N	S-1309	6313N
A-277	7797N	A-754	7613N	A-9218	7483N	S-1354	3560R
A-283	7764N-8G	A-761	7772N	A-9230	8050N	S-1354	3627R
A-298	7749-3N-6G2	A-763	8663N	A-9384	8410N	S-1354	3689N
A-299	7756-3N-6G2	A-766	8320N	A-9404	7483N	S-1357	3733N
A-303	7007R	A-770	7612N	A-9437	8614N	S-1359	6469N
A-304	7006R	A-771	7612N	A-9448	8329N	S-1359N	6469N
A-325	7024N	A-772	7613N	A-9455	8410N	S-1365	3838N
A-326	7024N	A-772	7613N-LC	A-9509	11256N	S-1371	6313N
A-327	7509N	A-774	8322N	A-9539	11457N	S-1371N	6313N
A-331	7509N	A-792	8654N	G-109	9005R	S-1376	6468N
A-334	7509N	A-795	8658N	G-119	9205R	S-1380	6330N
A-352	14789N	A-796	8673N	G-119	9410R	S-1387	3510MN
A-354	7552	A-797	8674N	G-203	5838R	S-1388	3510MN
A-356	14789N	A-799	8681N	G-516	9112R	S-1388N	3510MN
A-357	7552	A-80015	13920N	MS-6000	5766N	S-1393	6407N
A-6102	7127-12N	A-80081	12234N	MS-632	5761N	S-1395	6415N
A-6105	14390N	A-80081	12235N	MS-649	5760N	S-1395N	6415N
A-6108	13193N	A-80082	12335N	MS-651	5761N	S-1397	6416N
A-6129	14789N	A-80083	12336N	MS-653	5761N	S-1397N	6416N
A-6183	12169N	A-80103	12670N	MS-655	5766N	S-1408	6449N
A-6186	13184N	A-80176	12536N	MS-670	5757N	S-1408N	6407N
A-6208	14391N	A-80252	11343N	MS-671	5915N	S-1408N	6449N
A-6254	13193N	A-80269	11272N	MS-696	5756N	S-1415	6483N
A-6331	12140N	A-80278	13988R	NS-8074	16658N	S-1415N	6483N
A-6332	12293N	A-80326	13988R	NS-8254	16990N	S-1419	6375N
A-6333	12571N	A-80373	11298R	NS-8266	17392N	S-1423	6452NM
A-6340	12164N	A-80374	11298R	NS-8299	16990N	S-1425	6492N
A-6342	12596N	A-80377	11378R	NS-8407	17292N	S-1429	6485N
A-6344	12596N	A-80391	11290R	NS-8408	17292N	S-1434	6489N
A-6345	13823N	A-80398	11291R	NS-8409	17292N	S-1435	6492NM
A-6346	13920N	A-80422	11432R	S-1027	3630R	S-1436	6489N
A-6347	13766N	A-80444	11293R	S-1042	4162N	S-1441	6485N
A-6406	13860N	A-80448	11274R	S-1054	3633N	S-1459	6492N
A-6421	13917N	A-8198	13184N	S-1060	4149R	S-1460	6449N
A-6428	13985N	A-8198	13220N	S-1072	6924N	S-1467	6492N
A-6429	13987N	A-8233	13184N	S-1083	3745N	S-1467N	6492N
A-6453	12615N	A-8233	13245N	S-1105	3974N	S-1468	6489N
A-6454	12615N	A-8233	13353N	S-1105	6924N	S-1468	6494N
A-6455	12615N	A-8234	13313N	S-1107	3974N	S-1471	6494N
A-6457	12377N	A-8234	13313N-OG	S-1107	6924N	S-1490	6495N
A-6457	12615N	A-8262	7254N	S-1108	6924N	S-1507	6942N
A-6458	13874N	A-8265	13313N	S-1112A	6410N-PT	S-1511	6757N
A-6459	13920N	A-8265	13313N-OG	S-1112E	3720R	S-1518	6757N
A-6461	13985N	A-8265N	13313N	S-1112H	6410N-PT	S-1525	6970N
A-6463	12585N	A-8265N	13313N-OG	S-1127	6907N	S-2000	3103N
A-6465	12388N	A-8267	13184N	S-1132	3339N	S-2002	3110N
A-6472	12599N	A-8267N	13184N	S-1132	6907N	S-2003	3115N
A-6473	23877N	A-8402	14735N	S-1132	6919N	S-2003	5838R
A-6474	12382N	A-8490	12075N	S-1138	4897N	S-2007	3131N
A-6475	12384N	A-8531	12097N	S-1139	3948N	S-2008	3124N
A-6476	12384N	A-8660	13354N-7G1	S-1148	6907N	S-2009	3123N
A-6477	12490N	A-8661	13742N	S-1148	6919N	S-2016	3131N
A-6479	13823N	A-8696	13312N	S-1163	3631N-PG	S-2017	3132N
A-6480	12387N	A-8696	13353N	S-1163	3838N	S-2022	3142N
A-6481	12389N	A-8697	13353N	S-1163N	3631N-PG	S-2025	3152N

INTERCHANGE

INTERCHANGE

OEM No.	Part No.	OEM No.	Part No.	OEM No.	Part No.	OEM No.	Part No.
Dixie Electric		Dixie Electric		Dixie Electric		Dixie Electric	
S-2028	3152N	S-80166	16990N	S-8854	18406N	TS-1604	6554N
S-2029	3153N	S-80168	18407N	S-8943	18988N	TS-1605	6566N
S-2029N	3153N	S-80172	30028N	S-8944	19554N	TS-1605	6777N
S-2030	3185N	S-80173	19538N	S-8997	17801N	TS-1606	6613N
S-2031	3131N	S-80190	17948N	TG-171	9193N	TS-1607	6505N-PT
S-2036	3152N	S-80195	19524N	TS-1018	6924N	TS-1608	6504N-PT
S-2036A	3165N	S-80220	19501N	TS-1061	4930N	TS-1610	6394N
S-2043	3180N	S-80221	19502N	TS-1063	6919N	TS-1611	6356N
S-2043N	3180N	S-80222	19503N	TS-1133A	6380N-PT	TS-1611	6576N
S-2045	3185N	S-80223	19504N	TS-1160	3288N	TS-1611	6777N
S-2045N	3185N	S-80224	19505N	TS-1166	6576N	TS-1612	6552N
S-2059	3268N	S-80225	19506N	TS-1177	3339N	TS-1612	6553N
S-2059N	3268N	S-80226	19507N	TS-1179	3945N	TS-1619	6594N
S-2069	3241N	S-80234	19550N	TS-1183	3745N	TS-1621	6583N
S-2069N	3241N	S-80237	18554N	TS-1187	6924N	TS-1622	6582N
S-2070	3246N	S-80254	19536N	TS-1190	3290N	TS-1625	6585N
S-2071	3247N	S-80277	18971N	TS-1190	3339N	TS-1626	6595N
S-2071N	3247N	S-80299	17801N	TS-1254	6575N	TS-1635	6297N-PT
S-2072	6640N	S-80302	17801N	TS-1255	6571N	TS-1638	6464N
S-2073	3234N	S-8033	16635N	TS-1267	17037N	TS-1651	6630N
S-2079	3267N	S-80339	17933N	TS-1267	6573N	TS-1652	6613N
S-2079N	3267N	S-80342	17932N	TS-1293	6359N-PT	TS-1656	6371N
S-2085	6640N	S-80388	17785N	TS-1295	3339N	TS-1657	6919N
S-2086	3234N	S-80404	19029N	TS-1341A	6907N	TS-1661	6356N
S-2095	6646N	S-8074	16658N	TS-1354	6924N	TS-1662	6924N
S-2095N	6646N	S-8147	17354N	TS-1356	6907N	TS-1663	6907N
S-2099	6669N	S-8150	17037N	TS-1388	3702N	TS-1664	6516N
S-2099N	6669N	S-8150N	17037N	TS-1394	6907N	TS-1665	6907N
S-2124	6670N	S-82059	18273N	TS-1396	6907N	TS-1666	6907N
S-2124N	6670N	S-8212	6468N	TS-1415	3948N	TS-1667	6295N
S-2133	3268N	S-8213	6469N	TS-1416	6907N	TS-1668	6919N
S-2134	3267N	S-8213N	6469N	TS-1421	6576N	TS-1669	6907N
S-2136	6674N	S-8215	17084N	TS-1452	3902N	TS-1673	6913N
S-2140	6646N	S-8215N	17084N	TS-1487	3745N	TS-1675	6505N-PT
S-2145	6646N	S-8244	17215N	TS-1492	6576N	TS-1677	6919N
S-2149	3267N	S-8252	16881N	TS-1500	6371N	TS-1678	6919N
S-2153	6646N	S-8254	16990N	TS-1500	6907N	TS-1679	6913N
S-2156	6675N	S-8266	17392N	TS-1501	6356N	TS-1681	6667N
S-3001	17466N	S-8275	19551N	TS-1501	6924N	TS-1682	6668N
S-3002	3252R	S-8276	17392N	TS-1502	3948N	TS-1685	6907N
S-3003	3248R	S-8299	16990N	TS-1502	6360N	TS-1686	6907N
S-3010	17466N	S-8357	17466N	TS-1502	6363N	TS-1687	6360N
S-3011	17466N	S-8357N	17466N	TS-1503	6370N	TS-1688	3948N
S-6076	16445N	S-8395	18059N	TS-1504	6907N	TS-1688	6360N
S-6126	18360N	S-8407	17292N	TS-1505	6516N	TS-1690	6907N
S-6216	17785N	S-8423	17578N	TS-1512	6513N	TS-1693	6513N
S-6220	17966R	S-8423N	17578N	TS-1512	6907N	TS-1696	6513N
S-6248	18360N	S-8438	17549N	TS-1512	6924N	TS-1700	6356N
S-6285	17966R	S-8540	18158N	TS-1534	6382N-PT	TS-1701	6907N
S-6286	19036N	S-8543	18402N	TS-1534	6410N-PT	TS-1703	6907N
S-6518	17316N	S-8544	17548N	TS-1535	6410N-PT	TS-1705	6907N
S-6520	18360N	S-8544N	17548N	TS-1539	6380N-PT	TS-1707	6363N
S-7019	6613N	S-8561	18242N	TS-1539	6907N	TS-1709	6924N
S-7023	6573N	S-8598	18935N	TS-1541	6380N-PT	TS-1713	6752N
S-7024	17037N	S-8604	19516N	TS-1541	6907N	TS-1721	6603N
S-7030	6924N	S-8623	18059N	TS-1542	6359N-PT	TS-1731	6605N
S-7031	6924N	S-8626	18099AN	TS-1545	6359N-PT	TS-1732	6610N
S-7046	6919N	S-8649	18989N	TS-1547	6391N-PT	TS-1743	6911N
S-7051	6924N	S-8656	18240N	TS-1551	6348N-PT	TS-1744	6819N
S-80045	17823N	S-8657	18241N	TS-1561	6398N-PT	TS-1745	6924N
S-80058	18963N	S-8658	19842N	TS-1562	6907N	TS-1746	6853N
S-80060	17880N	S-8663	18215N	TS-1563	6382N-PT	TS-1747	6907N
S-80074	17892N	S-8674	18971N	TS-1565	6395N	TS-1748	6803N
S-80075	17788N	S-8679	18136N	TS-1567	6907N	TS-1749	6823N
S-80076	17875N	S-8680	17573N	TS-1568	6907N	TS-1749	6826N
S-80086	18500N	S-8680N	17573N	TS-1569	6261N	TS-1750	6908N
S-80106	18962N	S-8681	17549N	TS-1570	6263N	TS-1751	6910N
S-80131	19535N	S-8681	17574N	TS-1572	6576N	TS-1751	6919N
S-80135	18571N	S-8727	17577N	TS-1575	6571N	TS-1754	6809N
S-80136	18572N	S-8751	17785N	TS-1578	6573N	TS-1755	6859N
S-80138	19153N	S-8751N	17785N	TS-1580	6575N	TS-1757	6833N
S-80138A	19153N	S-8764	17788N	TS-1582	6602N	TS-1758	6807N
S-80143	17802N	S-8814	18508N	TS-1596	4930N	TS-1765	6840N
S-80146	19551N	S-8816	18507N	TS-1602	6582N	TS-1766	6841N
S-80151	33311N	S-8839	6382N-PT	TS-1603	6511N	TS-1767	6842N

INTERCHANGE

OEM No.	Part No.	OEM No.	Part No.	OEM No.	Part No.	OEM No.	Part No.
Ford Engineering		Ford Engineering		Ford Engineering		Ford Engineering	
C7AF-A	7069	D2TF-BD	7058N	D5AF-EA	7078N	D9DF-AA	7705-9N
C7SF-A	7058N	D2TF-CB	7058N	D5AF-FA	7078N	D9HT-DA	7078N
C7SF-B	7058N	D2TF-CC	7058N	D5AF-GA	7078N	D9HT-EA	7078N
C7TF-B	6924N	D2TF-DA	7058N	D5AF-HA	7078N	D9OF-AA	7705-9N
C7TF-C	7058N	D2TF-DB	7058N	D5AF-JA	7078N	D9TF-AA	7705-9N
C7TF-D	7058N	D2TF-DC	7058N	D5AF-KA	7078N	D9UF-AA	7078N
C7TF-E	7058N	D2TF-EA	7078N	D5AF-LA	7078N	D9UF-BA	7078N
C7ZF-A	7058N	D2TF-EB	7078N	D5DF-AA	7705-9N	D9UF-CA	7078N
C8TF-C	3339N	D2TF-EC	7078N	D5OF-AA	7705-9N	D9UF-DA	7078N
C9AF-A	7058N	D2UF-AA	7078N	D5OF-BA	7705-9N	D9UF-EA	7705-9N
C9AF-B	7058N	D2UF-AB	7078N	D5OF-CA	7705-9N	D9UF-FA	7705-12N
C9AF-C	7058N	D2UF-AC	7078N	D5UF-AA	7705-9N	D9UF-GA	7705-12N
C9SF-A	7058N	D2VF-AA	3142N	D5VF-AB	3142N	D9VF-AA	7078N
C9ZF-A	7058N	D2ZF-AB	7058N	D5ZF-BA	7705-9N	D9ZF-AA	7078N
C9ZF-B	7058N	D2ZF-AC	7058N	D6FF-BA	7058N	D9ZF-BA	7705-9N
C9ZF-C	7058N	D2ZF-BA	7058N	D6FF-BA	7078N	DO3F-DA	7058N
DOAF-C	7058N	D2ZF-BB	7058N	D6FF-CA	7078N	E0HT-AA	7256N
DOAF-E	7058N	D30F-BA	7078N	D6FF-DA	7058N	E0SF-AA	7078N
DOAF-F	7058N	D32F-AA	7705-9N	D6UF-AA	7705-9N	E0TF-AA	7078N
DOAF-G	7058N	D32F-BA	7078N	D7AF-AA	7078N	E1AF-BA	7705-12N
DOAF-H	7058N	D3DF-AA	7078N	D7AF-BA	7078N	E1AF-CA	7078N
DOHF-D	7078N	D3DF-CA	7078N	D7AF-CA	7078N	E1AF-DA	7705-3N
DOLF-H	7058N	D3HF-AA	7069	D7AF-DA	7078N	E1AF-DA	7705-9N-6G
DOSF-A	7058N	D3HF-DA	7078N	D7AF-EA	7078N	E1BF-AA	7078N
DOTF-C	7058N	D3OF-AA	7705-9N	D7AF-FA	7078N	E1BF-BA	7705-9N
DOTF-D	7058N	D3OF-BA	7058N	D7AF-GA	7078N	E1BF-CA	7705-12N
DOTF-E	7058N	D3OF-CA	7058N	D7AF-HA	7078N	E1BF-HA	7078N
DOTF-F	7058N	D3OF-EA	7078N	D7AF-JA	7078N	E1EF-EB	7078N
DOTF-G	7058N	D3OF-FA	7058N	D7AF-KA	7078N	E1EF-FB	7078N
DOTF-J	7058N	D3TF-BA	7058N	D7AF-LA	7078N	E1EF-HA	7078N
DOTF-K	7078N	D3TF-CA	7058N	D7DF-AA	7705-9N	E1EF-JA	7078N
DOUF-A	7078N	D3TF-DA	7058N	D7EF-AA	7705-9N	E1EF-LA	7078N
DOVF-A	3142N	D3UF-AA	7078N	D7EF-BA	7705-9N	E1EF-MA	7078N
DOZF-A	7058N	D3VF-AA	7705-9N	D7EF-CA	7705-9N	E1GF-DA	7078N
DOZF-B	7058N	D3VF-AB	7705-9N	D7EF-DA	7705-9N	E1HT-AA	7078N
DOZF-C	7058N	D3ZF-AA	7058N	D7HT-AA	7256N	E1HT-BA	7078N
D1AF-AA	7078N	D40F-BA	7078N	D7HT-BA	7262N	E1NF-AA	7705-12N
D1ZF-AA	7058N	D40F-DA	7078N	D7HT-CA	7612N	E1TF-AA	7078N
D20F-CB	7078N	D42F-AA	7058N	D7HT-DA	7612N	E1TF-BA	7705-9N
D20F-EB	7078N	D42F-BA	7078N	D7HT-EA	7612N	E1UF-AA	7705-12N
D22F-AA	7705-9N	D42F-CA	7705-9N	D7OF-AA	7705-9N	E1VF-AA	7705-12N
D22F-AB	7705-9N	D42F-DA	7058N	D7OF-BA	7705-9N	E1ZF-AA	7078N
D22F-BA	7078N	D42F-EA	7058N	D7OF-CA	7705-9N	E1ZF-BA	7078N
D2AF-AA	7058N	D42F-FA	7058N	D7OF-DA	7705-9N	E1ZF-CA	7078N
D2AF-AB	7058N	D4DF-AA	7078N	D7OF-EA	7705-9N	E1ZF-DA	7078N
D2AF-BA	7058N	D4HF-A	7255N	D7TF-AA	7078N	E1ZF-EA	7705-9N
D2AF-BB	7058N	D4HF-AA	7255N	D7TF-BA	7078N	E1ZF-FA	7078N
D2AF-CA	7078N	D4HF-BA	7069	D7TF-CA	7078N	E27F-AA	7078N
D2AF-CB	7078N	D4HF-C	7255N	D7UF-AA	7705-9N	E27F-BA	7078N
D2AF-EA	7705-9N	D4LF-AA	7058N	D7UF-BA	7705-9N	E2BF-AA	7078N
D2DF-AB	7078N	D4LF-BA	7058N	D7UF-CA	7705-9N	E2HT-DB	7712N
D2DF-AC	7078N	D4LF-CA	7058N	D7VJ-AA	3142N	E2HT-EB	7712N
D2HF-AA	7078N	D4LF-DA	7058N	D7ZF-BA	7705-9N	E2HT-FA	7712N
D2HF-AB	7078N	D4OF-AA	7058N	D7ZF-CA	7705-9N	E2HT-GA	7712N
D2HF-AC	7078N	D4OF-BA	7058N	D7ZF-DA	7705-9N	E37F-AA	7705-9N
D2OF-AA	7705-9N	D4OF-CA	7058N	D7ZF-EA	7705-9N	E37F-BA	7078N
D2OF-BA	7058N	D4OF-DA	7078N	D8BF-AA	7078N	E37F-CA	7078N
D2OF-BB	7058N	D4OF-DF	7078N	D8BF-BA	7078N	E37F-DA	7078N
D2OF-CA	7078N	D4OF-EA	7705-9N	D8BF-CA	7078N	E3EF-BA	7078N
D2OF-CB	7078N	D4OF-FA	7058N	D8BF-DA	7705-9N	E3TF-AA	17037N
D2OF-DA	7058N	D4TF-AA	7058N	D8VF-BA	7705-12N	E3TF-AB	7705-12N
D2OF-DB	7058N	D4TF-CA	7069	D8VF-CA	7705-9N	E3TF-BA	7078N
D2OF-EA	7058N	D4TF-DA	7705-12N	D8VF-CA	7705-9N	E3UF-AB	7705-12N
D2OF-EB	7058N	D4UF-AA	7078N	D8ZE-CA	7078N	E3ZF-AA	7705-9N
D2OF-FA	7058N	D4VF-AA	3142N	D8ZF-AA	7078N	E3ZF-BA	7078N
D2OF-FB	7058N	D4VF-BA	3142N	D8ZF-BA	7078N	E3ZF-EA	7078N
D2OF-GA	7705-9N	D4ZF-AA	7705-9N	D8ZF-CA	7078N	E47F-AA	7078N
D2SF-AA	7058N	D4ZF-BA	7058N	D8ZF-EA	7078N	E47F-BA	7078N
D2SF-AB	7058N	D4ZF-CA	7705-9N	D8ZF-FA	7705-9N	E47F-CA	7078N
D2TF-AA	7058N	D52F-AA	7058N	D8ZF-HA	7078N	E4HT-AA	7712N
D2TF-AB	7058N	D52F-BA	7705-9N	D94F-AA	7078N	E4HT-BA	7262N
D2TF-AC	7058N	D5AF-AA	7058N	D9AF-AA	7705-12N	E4HT-CA	7256N
D2TF-BA	7058N	D5AF-BA	7058N	D9AF-BA	7078N	E4LF-CA	7705-9N-6G
D2TF-BB	7058N	D5AF-CA	7078N	D9AF-CA	7705-3N	E4TF-AA	17037N
D2TF-BC	7058N	D5AF-DA	7078N	D9BF-AA	7705-12N	E4TF-AA	7078N

INTERCHANGE

INTERCHANGE

OEM No.	Part No.	OEM No.	Part No.	OEM No.	Part No.	OEM No.	Part No.
Ford Engineering		Ford Engineering		Ford Engineering		Ford Engineering	
E4TF-BA	7078N	E9PF-AB	7745-2N	F4HT-DA	8027N	F7UU-AB	7790N
E4TF-CA	7078N	E9SF-AA	3268N	F4HT-EA	8027N	F7UU-BB	7791N
E4UF-AA	7078N	E9SF-BA	3268N	F4HT-FA	8027N	F7UU-BC	7791N
E4ZF-BA	7078N	E9SF-BA	7745-10N	F4HT-KA	8027N	F7UU-CB	7791N
E4ZF-CA	7078N	E9TF-AA	7705-9N	F4LU-AA	3267N	F7ZU-AA	7776N
E57F-AA	7745-2N	E9UF-AA	7705-12N	F4PU-AA	17577N	F81U-AA	6646N
E57F-BA	7745-2N	E9UF-BA	7745-10N	F4PU-AC	17577N	F81U-AB	6646N
E5HS-BA	7262N	E9UF-CA	7705-12N	F4US-AA	7772N	F81U-AC	6646N
E5LF-AA	7705-12N	E9UF-DA	7745-2N	F57U-AA	7750N-6G1	F81U-AD	6646N
E5TF-AA	17037N	E9US-AA	7767N	F57U-BA	7750N-6G1	F81U-AE	6646N
E5VF-AA	7705-12N	EDE57F-AA	7745-2N	F5HT-AA	7749-3N-2G	F81U-BC	8262N
E5ZF-AA	7705-9N-6G	EDE57F-BA	7745-2N	F5HT-BA	7749-11N	F81U-BD	8262N
E62F-CA	7745-10N	F07F-AA	7750N-6G2	F5HT-DA	7785N	F81U-CC	7798N
E67F-CA	7745-2N	F07U-AA	7750N-6G2	F5PU-GA	7785N	F81U-CD	7798N
E67F-DA	7745-2N	F07U-AB	7750N-6G2	F5TU-AA	17578N	F81U-CE	7798N
E67F-EA	7744-2N	F07U-AC	7750N-6G2	F5TU-AB	17578N	F81U-DB	7797N
E67F-FA	7744-2N	F0AU-AA	7705-12N	F5TU-AD	17578N	F81U-DC	7797N
E69F-AA	7744-2N	F0HT-AA	7940N	F5UU-AA	7768N-7G	F81U-DD	7797N
E6AF-AA	7745-10N	F0HT-BA	8066N	F5UU-BA	7768N-8G	F81U-DE	7797N
E6AF-BA	7745-10N	F0HT-BB	8066N	F5UU-CA	12075N	F81U-EB	7796N
E6DF-CA	7705-9N	F0HT-CA	8066N	F65U-BB	7764N-8G	F81U-GA	7799N
E6DF-FA	7705-9N	F0HT-CB	8066N	F65U-EA	7790N	F85U-AA	7768N-6G1
E6DF-FB	7705-9N	F0HT-EA	7940N	F67U-AA	7750N-6G2	F85U-AB	7768N-6G1
E6DF-HA	7705-9N	F0HT-FA	8066N	F67U-BA	7750N-6G1	F85U-BA	7764N-8G
E6SF-BA	7745-10N	F0HT-FB	8066N	F69U-AA	7749-3N-6G1	XC3U-DB	7785N
E6SF-DA	7078N	F0LU-AA	7705-12N	F6AU-AA	7776N	XC3U-DC	7785N
E6SF-EA	7078N	F0TU-AA	7705-12N	F6AU-AB	7776N	XL3U-BA	7776N
E6TF-BA	7745-10N	F0TU-BA	7705-12N	F6HT-FA	7644N	XL3U-BB	7776N
E6TF-CA	7745-10N	F0TU-CA	7744-2N	F6HT-JA	7644N	XL3U-BC	7776N
E6UF-AA	7745-10N	F0TU-DA	7744-2N	F6HT-KA	7749-11N	XL3U-CA	7768N-6G1
E6ZF-CA	7745-10N	F0TU-EA	7745-10N	F6HT-LA	7785N	XL3U-CB	7768N-6G1
E72F-DA	7745-10N	F0TU-FA	7745-2N	F6HT-MA	7749-11N	YC3U-AA	6646N
E79F-BA	7745-10N	F0TU-GA	7744-2N	F6HU-AA	7785N	YC3U-AB	6646N
E7AF-BA	7745-10N	F0TU-HA	7744-2N	F6PU-BA	7776N	YC3U-AC	6646N
E7AF-CA	7745-10N	F0UU-AA	7705-3N	F6PU-TA	7749-3N-2G		
E7AF-DA	7745-10N	F0UU-BA	7705-3N	F6UU-AA	7755-3N	Ford Motor Co.	
E7DF-EA	7705-12N	F0VF-AA	7749-11N	F6UU-BA	7749-3N-6G2	2900639	5838R
E7DF-EB	7705-12N	F0VU-AA	7749-11N	F6UU-CA	7768N-6G2	2900640	5838R
E7DF-FA	7705-12N	F0VU-AB	7749-11N	F6UU-DA	7756-3N-6G1	2900642	5838R
E7HT-CA	7255N	F0VU-AC	7749-11N	F6UU-EA	7768N-8G	2900643	5838R
E7SF-FA	7745-10N	F17U-AA	7750N-6G2	F6UU-EB	7768N-8G	2900644	5838R
E7SF-HA	7745-10N	F1HT-AA	7749-3N-2G	F6UU-FA	7768N-6G1	2900645	5838R
E7SF-HA	7745-10N	F1HT-AB	7749-3N-2G	F6VU-AA	3267N	2900646	5838R
E7SF-MA	7745-10N	F1HT-AC	7749-3N-2G	F6ZU-AA	7776N	2900694	5838R
E7TF-BA	7745-2N	F1SU-BA	7749-3N-6G1	F6ZU-AB	7776N	18-11002	3103N
E7TF-GA	7705-12N	F29U-AB	7749-3N-6G1	F6ZU-AC	7776N	1C24-11000-AA	6669N
E7TF-JA	7705-12N	F2HT-AA	6640N	F75U-AA	3267N	1C2Z-11002-AA	6669N
E7TF-LA	7745-2N	F2HT-BA	3234N	F75U-AB	3267N	1C2Z-11002-AARM	6669N
E7TF-NA	7705-12N	F2TU-AA	3241N	F75U-AC	3267N	1C3U-11000-AA	6669N
E7TF-SA	7744-2N	F2TU-AF	7768N-6G1	F75U-CA	7791N	1C3U-11000-AB	6669N
E7UF-AA	7705-3N	F2TU-BA	3247N	F75U-CB	7791N	1C3U-11000-AC	6669N
E7UF-AA	7705-9N-6G	F2TU-CA	3246N	F77U-BA	7750N-6G1	1C3U-11000-AD	6669N
E7VF-AA	7705-12N	F2UU-BE	7756-3N-6G2	F77U-BB	7750N-6G1	1C3U-11000-AE	6669N
E7VF-BA	7705-12N	F2UU-CD	7749-3N-6G2	F7AU-AA	7776N	1C3Z-11002-AA	6669N
E7ZF-BA	7745-10N	F2UU-DC	7756-3N-2G	F7CU-AB	7750N-6G1	1C3Z-11002-AARM	6669N
E7ZF-DA	7745-10N	F2UU-EA	7755-3N	F7HS-AA	8081N	2C24-11000-AA	6669N
E7ZF-EA	7745-10N	F2UU-FA	7756-3N-6G1	F7HT-AA	7612N	2C2U-10300-BB	7776N
E7ZF-FA	7745-10N	F2VU-AC	3267N	F7HT-BA	7612N	2C3T-11000-AA	6669N
E87F-BA	7744-2N	F2VU-AD	3267N	F7HT-EA	7612N	2C3T-11000-AB	6669N
E87F-CA	7744-2N	F37U-AA	7768N-6G2	F7HT-GA	7612N	2C3U-10300-AA	8310N
E8DZ-B	7705-9N	F3AU-BA	7764N-6G	F7HT-HA	7612N	2C3U-10300-AB	8310N
E8HT-HA	7745-2N	F3HT-AA	8027N	F7HT-JA	7613N	2C3U-10300-BB	8316N
E8HT-JA	7612N	F3HT-BA	8027N	F7HT-KA	7613N	2C3U-10300-BC	8316N
E8HT-KA	7612N	F3HT-CA	8027N	F7LU-AA	3267N	2C3U-10300-CB	8317N
E8SF-BA	7745-10N	F3HT-HB	8027N	F7LU-BA	3267N	2C3U-10300-CC	8317N
E8TF-AA	17037N	F3HT-JB	8027N	F7PU-DA	6640N	2C3Z-10346-AA	8310N
E8TF-BA	7745-10N	F3HT-LA	7778-3N	F7PU-EA	3234N	2C3Z-10346-AARM	8310N
E8TF-CA	7744-2N	F3HT-SA	8066N	F7PU-FA	3241N	2C3Z-10346-AB	8310N
E97F-AB	7744-2N	F3HT-TA	8066N	F7PU-GA	3247N	2C3Z-10346-BA	8316N
E97F-BA	7745-2N	F3HT-UA	8066N	F7PU-HA	3246N	2C3Z-10346-BB	8316N
E99F-AB	7745-2N	F3LU-AA	3267N	F7SU-A1B	3268N	2C3Z-10346-CA	8317N
E99F-BA	7745-10N	F3TU-AA	17037N	F7SU-AA	3268N	2C3Z-10346-CARM	8317N
E99F-BA	7745-2N	F3US-AA	7772N	F7SU-AB	3268N	2C3Z-10346-CB	8317N
E9HS-BA	7940N	F3UU-AE	7768N-6G2	F7UU-AA	3267N	2C3Z-11002-AA	6669N
E9HT-BA	7612N	F3UU-AF	7768N-6G2	F7UU-AB	3267N	2C3Z-11002-AARM	6669N

INTERCHANGE

INTERCHANGE

OEM No.	Part No.	OEM No.	Part No.	OEM No.	Part No.	OEM No.	Part No.
Ford Motor Co.		Ford Motor Co.		Ford Motor Co.		Ford Motor Co.	
2L3U-10300-BB	7776N	6C2T-10300-BA	7764N-6G	C0AF-10002-B	5838R	C2SF-11001-B	3123N
3C24-11000-AA	3268N	6C2T-10300-CA	8306N	C0AF-10002-F	5838R	C2SF-11001-C	3123N
3C24-11000-CA	3267N	6C2T-10300-DA	8307N	C0AF-10002-G	5838R	C2SF-11002-B	3123N
3C2Z-11002-AA	3268N	6C2T-10300-EB	8477N	C0DF-11001-A	3131N	C2SF-11002-C	3123N
3C2Z-11002-AARM	3268N	6C2T-11000-AA	6670N	C0DF-11001-D	3131N	C2SZ-11001-A	3123N
3C2Z-11002-CA	3267N	6C2T-11000-CA	3267N	C0TF-10002-C	5838R	C2SZ-11002-A	3123N
3C3T-10300-AA	8306N	6C2Z-10346-BA	7764N-6G	C1AF-10000-B	5838R	C2TF-10000-H	5838R
3C3T-10300-AC	8306N	6C2Z-10346-CA	8306N	C1AF-10000-C	5838R	C2TF-10000-J	5838R
3C3T-10300-BA	8307N	6C2Z-10346-DA	8307N	C1AF-10000-E	5838R	C2TF-10000-K	5838R
3C3T-10300-BB	8307N	6C2Z-10346-EA	8477N	C1AF-11001-C	3131N	C2TF-10000-L	5838R
3C3T-10300-CA	8308N	6C2Z-11002-AA	6670N	C1TF-10000-A	5838R	C2TF-10000-M	5838R
3C3T-10300-CB	8308N	6C2Z-11002-BA	3267N	C1TF-10000-AA	5838R	C2TF-10000-S	5838R
3C3T-10300-DA	8310N	6C2Z-11002-CA	3267N	C1TF-10000-AD	5838R	C2TF-10000-T	5838R
3C3T-10300-EA	8306N	6C35-10300-AA	8429N	C1TF-10000-AH	5838R	C2TF-10000-U	5838R
3C3U-11000-AB	6670N	6C3T-10300-AA	8429N	C1TF-10000-AK	5838R	C2TF-10000-V	5838R
3C3U-11000-AC	6670N	6C3T-10300-BA	8478N	C1TF-10000-B	5838R	C2VF-11001-C	3131N
3C3Z-10346-AA	8306N	6C3T-10300-DA	8479N	C1TF-10000-BJ	5838R	C2VY-11002-A	3131N
3C3Z-10346-AARM	8306N	6C3T-11000-BA	6646N	C1TF-10000-BK	5838R	C3AF-11001-A	3123N
3C3Z-10346-BA	8307N	6C3Z-10346-BA	8429N	C1TF-10000-BL	5838R	C3AF-11002-A	3123N
3C3Z-10346-BARM	8307N	6C3Z-10346-AA	8429N	C1TF-10000-BM	5838R	C3DF-10000-B	5838R
3C3Z-10346-CA	8308N	6C3Z-10346-BA	8478N	C1TF-10000-BN	5838R	C3DF-10000-C	5838R
3C3Z-10346-CARM	8308N	6C3Z-10346-DA	8479N	C1TF-10000-BO	5838R	C3DF-11001-A	3131N
3C3Z-10346-DA	8310N	6C3Z-11002-BA	6646N	C1TF-10000-BP	5838R	C3DF-11001-B	3131N
3C3Z-10346-DARM	8310N	6E7Z-10346-C	7341N	C1TF-10000-BQ	5838R	C3DF-11001-D	3131N
3C3Z-10346-EA	8306N	6L34-11000-CA	6646N	C1TF-10000-BR	5838R	C3NF-11001-A	3110N
3C3Z-10346-EARM	8306N	6L3Z-11002-CA	6646N	C1TF-10000-BS	5838R	C3NF-11002-A	3123N
3C3Z-11002-AA	6670N	6L5T-10300-BA	7768N-6G1	C1TF-10000-BT	5838R	C3NF-11002-D	3110N
3C3Z-11002-AARM	6670N	6L5Z-10346-BA	7768N-6G1	C1TF-10000-BU	5838R	C3NF-11002-E	3115N
3S4T-11000-AB	6674N	6R3T-11000-CA	6646N	C1TF-10000-BV	5838R	C3OF-10000-B	5838R
3S4T-11000-AC	6674N	6R3Z-11002-A	6646N	C1TF-10000-BW	5838R	C3OF-11001-A	3124N
3S4Z-11002-AB	6674N	6S4T-11000-AA	6674N	C1TF-10000-BX	5838R	C3OF-11001-B	3131N
4C3T-10300-AA	8306N	6S4Z-11002-AA	6674N	C1TF-10000-BY	5838R	C3OZ-11002-A	3124N
4C3T-10300-BA	8307N	6W1T-11000-AA	3267N	C1TF-10000-CY	5838R	C3OZ-11002-C	3131N
4C3T-10300-BB	8307N	6W1Z-11002-AA	3267N	C1TF-10000-CZ	5838R	C3SF-10300-B	7051R
4C3Z-10346-AA	8306N	7C2T-10300-AA	8473N	C1TF-10000-G	5838R	C3SF-10346-B	7051R
4C3Z-10346-BA	8307N	7C2Z-10346-AA	8473N	C1TF-10000-H	5838R	C3SF-11001-A	3123N
4C40-10300-KA	8410N	7C3T-10300-CA	8522N	C1TF-10000-K	5838R	C3SZ-10346-B	7051R
4C40-10300-NA	8322N	7C3T-10300-EE	11290R	C1TF-10000-L	5838R	C3TF-10000-E	5838R
4C40-10300-BA	8681N	7C3T-10300-FB	11291R	C1TF-10000-M	5838R	C3TF-10000-F	5838R
4C40-10300-CA	8073N	7C3T-11000-AA	6675N	C1TF-10000-N	5838R	C3TF-10000-G	5838R
4C40-10300-FA	8362N	7C3T-11000-AB	6675N	C1TF-10002-A	5838R	C3TF-10000-H	5838R
4C40-10300-GA	8362N	7C3Z-10346-A	11291R	C1VF-11001-D	3131N	C3TF-10000-J	5838R
4C40-10300-KA	8410N	7C3Z-10346-CA	8522N	C2AF-10000-C	5838R	C3TF-10000-K	5838R
4C40-10300-PA	8410N	7C3Z-10346-EA	11290R	C2AF-10000-D	5838R	C3TF-10000-L	5838R
4C40-10300-TA	8322N	7HA-11002	3103N	C2AF-10000-E	5838R	C3TF-10300-A	7051R
4C40-11001-CA	6844N	7L14-11000-AA	6646N	C2AF-10000-F	5838R	C3TF-10300-C	7051R
4C4Z-10346-BA	8681N	7L1Z-11002-A	6646N	C2AF-11001-A	3123N	C3TZ-10346-A	7051R
4C4Z-10346-CA	8073N	7RA-11002	3103N	C2AF-11001-B	3123N	C3TZ-10346-C	7051R
4C4Z-10346-FA	8362N	87HU-10300-AA	7712N	C2AF-11001-C	3123N	C3TZ-11001-A	3974N
4C4Z-10346-GA	8362N	8S4T-10300-AA	11272N	C2AF-11002-A	3123N	C3VF-11001-A	3131N
4C4Z-10346-KA	8410N	8S4T-10300-AC	11272N	C2AF-11002-B	3123N	C40F-10002B	9112R
4C4Z-10346-MA	8322N	8S4Z-10346-A	11272N	C2AF-11002-C	3123N	C4DF-11001-A	3131N
4C4Z-10346-PA	8410N	9C2T-10300-AA	3267N	C2AZ-11001-A	3123N	C4DF-11001-B	3131N
4C4Z-10346-TA	8322N	9C2T-10300-DA	11274R	C2AZ-11002-A	3123N	C4OF-10000-A	5838R
4C4Z-11002-CA	6844N	9C2T-10300-AA	3267N	C2DF-11001-A	3131N	C4OF-10000-B	5838R
4R3Z-11002-CA	3267N	9C2Z-11000-AA	3267N	C2DF-11001-B	3131N	C4OF-10000-C	5838R
4S4T-11000-AA	6674N	9C2Z-10346-B	11274R	C2DF-11001-C	3131N	C4OF-11001-A	3124N
4S4Z-11002-AA	6674N	9C2Z-11002-A	3267N	C2DF-11001-D	3131N	C4OF-11001-B	3131N
5C2T-10300-BC	7764N-6G	9C3T-10300-AB	11293R	C2DF-11001-E	3131N	C4TF-10000-A	5838R
5C2T-10300-CA	8306N	9C3Z-10346-A	11293R	C2DF-11001-F	3131N	C4TF-10000-G	5838R
5C2Z-10346-AA	7764N-6G	9L34-11000-AB	6646N	C2DF-11001-G	3131N	C4TF-11000-A	3745N
5C2Z-10346-BA	7764N-6G	9L3Z-11002-A	6646N	C2DF-11001-H	3131N	C4TF-11001-B	3131N
5C2Z-10346-CA	8306N	9W7T-10300-AA	11432R	C2DZ-11002-A	3131N	C4TZ-11002-A	3745N
5C3T-10300-AA	8429N	9W7Z-10346-A	11432R	C2DZ-11002-B	3131N	C4TZ-11002-B	3131N
5C3T-10300-AC	8429N	A-11002C	3103N	C2OF-10000-A	5838R	C4VF-11001-A	3131N
5C3T-10300-BA	8478N	B5C-11002A	3110N	C2OF-10000-B	5838R	C4ZF-11001-A	3124N
5C3T-10300-DB	8479N	B6A-10002A	5838R	C2OF-10002-B	5838R	C5AF-10300-A	7058N
5C3Z-10346-AA	8429N	B6A-10002H	5838R	C2OF-11001-A	3124N	C5AF-10300-B	7058N
5C3Z-10346-BA	8478N	B6A-11002A	3115N	C2OF-11001-B	3124N	C5AF-10300-C	7058N
5C3Z-10346-DA	8479N	B6A-11002A	5838R	C2OF-11001-C	3124N	C5AF-10300-D	7058N
5L34-11000-AA	6646N	B6A-11002H	5838R	C2OF-11001-D	3124N	C5AF-10300-E	7058N
5L3Z-11002-A	6646N	B9A-10002A	5838R	C2OF-11001-E	3124N	C5AF-10300-F	7058N
5R3Z-11002-A	6646N	C0AF-10000-B	5838R	C2OZ-11002-A	3124N	C5AF-10300-G	7058N
5S4T-11000-AA	6674N	C0AF-10000-F	5838R	C2OZ-11002-B	3124N	C5AF-10346-A	7058N
5S4Z-11002-A	6674N	C0AF-10000-G	5838R	C2SF-11001-A	3123N	C5AF-11001-A	3131N

INTERCHANGE

INTERCHANGE

OEM No.	Part No.	OEM No.	Part No.	OEM No.	Part No.	OEM No.	Part No.
Ford Motor Co.		Ford Motor Co.		Ford Motor Co.		Ford Motor Co.	
C5AZ-10346-A	7058N	C7AF-10346-A	7069	D1AF-11001-AA	3152N	D2TF-11001-BA	3131N
C5DF-10300-A	7058N	C7AF-11001-A	3131N	D1AF-11002-A	3152N	D2TZ-10346-B	7078N
C5DF-10300-B	7058N	C7AF-11001-B	3124N	D1AZ-11001-A	3152N	D2TZ-10346-BA	7078N
C5DF-10346-A	7058N	C7AF-11001-C	3131N	D1AZ-11002-A	3152N	D2UF-10300-AA	7078N
C5DF-10346-B	7058N	C7AF-11001-D	3185N	D1ZF-10300-AA	7058N	D2UF-10300-AB	7078N
C5DZ-10346-A	7058N	C7AF-11001-E	3131N	D20F-10300-CB	7078N	D2UF-10300-AC	7078N
C5DZ-10346-B	7058N	C7AF-11001-F	3132N	D20F-10300-EB	7078N	D2VF-11000-AA	3142N
C5TF-10300-A	7058N	C7OF-11001-A	3131N	D22F-10300-AA	7705-9N	D2VF-11001-AA	3142N
C5TF-10300-B	7058N	C7SF-10300-A	7058N	D22F-10300-AB	7705-9N	D2ZF-10300-AB	7058N
C5TF-10300-C	7058N	C7SF-10300-B	7058N	D22F-10300-BA	7078N	D2ZF-10300-AC	7058N
C5TF-10300-D	7058N	C7TF-10300-C	7058N	D22F-10346-BB	7705-9N	D2ZF-10300-BA	7058N
C5TF-10300-E	7058N	C7TF-10300-D	7058N	D2AF-10300-AA	7058N	D2ZF-10300-BB	7058N
C5TF-10300-F	7058N	C7TF-10300-E	7058N	D2AF-10300-AB	7058N	D2ZF-10346-BA	7058N
C5TF-10300-H	7058N	C7TF-11000-B	6924N	D2AF-10300-BA	7058N	D2ZF-10346-BB	7705-9N
C5TF-10300-J	7058N	C7TF-11001-B	3131N	D2AF-10300-BB	7058N	D2ZF-11001-AA	3124N
C5TF-10300-Z	7058N	C7TZ-11002-B	6924N	D2AF-10300-CA	7078N	D30F-10300-BA	7078N
C5TF-10346-A	7058N	C7ZF-10300-A	7058N	D2AF-10300-CB	7078N	D32F-10300-AA	7705-9N
C5TF-10346-B	7058N	C8AF-11001-A	3131N	D2AF-10300-EA	7705-9N	D32F-10300-BA	7078N
C5TF-10346-G	7058N	C8AZ-11002-A	3131N	D2AF-10346-CA	7058N	D30F-10300-AA	7078N
C5TF-10346-H	7058N	C8TF-11000-C	3339N	D2AF-10346-DA	7058N	D3DF-10300-CA	7078N
C5TF-11000-A	3974N	C8TZ-11002-B	3339N	D2AF-11001-AA	3152N	D3HF-10300-AA	7069
C5TF-11001-A	3132N	C8VF-11001-A	3142N	D2AF-11001-BA	3131N	D3HF-10300-DA	7078N
C5TF-11001-B	3124N	C8VF-11002-A	3142N	D2AF-11001-CA	3124N	D30F-10300-AA	7705-9N
C5TZ-10346-A	7058N	C8VY-11002-C	3142N	D2AF-11001-DA	3132N	D30F-10300-BA	7058N
C5TZ-10346-B	7058N	C9AF-10300-A	7058N	D2AF-11001-EA	3142N	D30F-10300-CA	7058N
C5TZ-10346-G	7058N	C9AF-10300-B	7058N	D2AF-11001-HA	3124N	D30F-10300-EA	7078N
C5TZ-10346-H	7058N	C9AF-10300-C	7058N	D2AF-11001-JA	3152N	D30F-10300-FA	7058N
C5TZ-11002-A	3132N	C9AF-11001-A	3142N	D2AZ-10346-C	7058N	D30Z-11002-A	3142N
C5TZ-11002-C	3974N	C9AF-11001-B	3131N	D2AZ-10346-D	7058N	D3TF-10300-BA	7058N
C5TZ-11002-D	3132N	C9SF-10300-A	7058N	D2DF-10300-AB	7078N	D3TF-10300-CA	7058N
C6AF-10300-A	7058N	C9ZF-10300-A	7058N	D2DF-10300-AC	7078N	D3TF-10300-DA	7058N
C6AF-10300-B	7058N	C9ZF-10300-B	7058N	D2FZ-10346-B	7705-9N	D3TF-11001-BA	3974N
C6AF-10300-C	7058N	C9ZF-10300-C	7058N	D2HF-10300-AA	7078N	D3TF-11001-CA	3142N
C6AF-10300-D	7058N	C9ZF-11001-A	3124N	D2HF-10300-AB	7078N	D3TF-11001-DA	3142N
C6AF-10300-E	7058N	C9ZZ-10346-B	7058N	D2HF-10300-AC	7078N	D3TZ-11002-C	3142N
C6AF-10300-F	7058N	D0AF-10300-C	7058N	D2HF-11001-E	3152N	D3UF-10300-AA	7078N
C6AF-10300-G	7058N	D0AF-10300-E	7058N	D2HF-11001-EA	3152N	D3VF-10300-AA	7705-9N
C6AF-10346-B	7058N	D0AF-10300-F	7058N	D20F-10300-AA	7705-9N	D3VF-10300-AB	7705-9N
C6AF-11001-A	3131N	D0AF-10300-G	7058N	D20F-10300-BA	7058N	D3VF-10346-A	7705-9N
C6AF-11001-B	3185N	D0AF-10300-H	7058N	D20F-10300-BB	7058N	D3VF-10346-BA	7705-9N
C6AZ-11002-A	3131N	D0AF-10346-C	7058N	D20F-10300-CA	7078N	D3VY-10346-A	7705-9N
C6DF-10300-A	7058N	D0AF-10346-E	7058N	D20F-10300-CB	7078N	D3ZF-10300-AA	7058N
C6DF-10300-B	7058N	D0AF-10346-F	7058N	D20F-10300-DA	7058N	D40F-10300-BA	7078N
C6DF-10300-C	7058N	D0AF-11001-A	3131N	D20F-10300-DB	7058N	D40F-10300-DA	7078N
C6DF-10346-A	7058N	D0AF-11001-B	3124N	D20F-10300-EA	7058N	D42F-10300-AA	7058N
C6GF-10300-A	7058N	D0AF-11001-C	3132N	D20F-10300-EB	7058N	D42F-10300-BA	7078N
C6GF-10300-B	7058N	D0AF-11001-E	3131N	D20F-10300-FA	7058N	D42F-10300-CA	7705-9N
C6TF-10300-A	7058N	D0AZ-10346-E	7058N	D20F-10300-FB	7058N	D42F-10300-DA	7058N
C6TF-10300-B	7058N	D0AZ-10346-F	7058N	D20F-10300-GA	7705-9N	D42F-10300-EA	7058N
C6TF-10300-C	7058N	D0HF-10300-D	7078N	D20F-10346-BA	7705-9N	D42F-10300-FA	7058N
C6TF-10300-D	7058N	D0LF-10300-H	7058N	D20F-10346-CA	7078N	D4AF-10346-AA	7078N
C6TF-10300-E	7058N	D0OF-11001-A	3131N	D20F-10346-DA	7058N	D4AF-11001-AA	3142N
C6TF-10300-F	7058N	D0SF-10300-A	7058N	D20F-10346-GA	7058N	D4AF-11001-BA	3142N
C6TF-10300-G	7058N	D0TF-10300-C	7058N	D20F-11001-AA	3131N	D4AZ-11002-A	3142N
C6TF-10300-H	7058N	D0TF-10300-D	7058N	D20F-11001-BA	3131N	D4DF-10300-AA	7078N
C6TF-10300-J	7058N	D0TF-10300-E	7058N	D2OZ-10346-B	7705-9N	D4HF-10300-A	7255N
C6TF-10300-K	7058N	D0TF-10300-F	7058N	D2SF-10300-AA	7058N	D4HF-10300-AA	7255N
C6TF-10300-L	7058N	D0TF-10300-G	7058N	D2SF-10300-AB	7058N	D4HF-10300-BA	7069
C6TF-10300-M	7058N	D0TF-10300-J	7058N	D2TF-10300-AA	7058N	D4HF-10300-C	7255N
C6TF-10346-A	7058N	D0TF-10300-K	7078N	D2TF-10300-AB	7058N	D4HF-10346-BA	7069
C6TF-10346-B	7058N	D0TF-10346-B	7078N	D2TF-10300-AC	7058N	D4HF-10346-C	7255N
C6TF-10346-C	7058N	D0TF-10346-C	7058N	D2TF-10300-BA	7058N	D4HF-10346-CA	7255N
C6TF-10346-D	7058N	D0TF-11001-A	3131N	D2TF-10300-BB	7058N	D4HZ-10346-A	7255N
C6TF-11000-A	3974N	D0TZ-10346-C	7078N	D2TF-10300-BC	7058N	D4HZ-10346-B	7069
C6TF-11000-C	3974N	D0UF-10300-A	7078N	D2TF-10300-BD	7058N	D4HZ-10346-N	7612N
C6TZ-11002-E	3974N	D0VF-11000-A	3142N	D2TF-10300-CB	7058N	D4LF-10300-AA	7058N
C6VF-10300-A	7058N	D0VF-11001-A	3142N	D2TF-10300-CC	7058N	D4LF-10300-BA	7058N
C6VF-10346-A	7058N	D0VY-11002-A	3142N	D2TF-10300-DA	7058N	D4LF-10300-CA	7058N
C6VF-10346-B	7058N	D0ZF-10300-A	7058N	D2TF-10300-DB	7058N	D4LF-10300-DA	7058N
C6VF-11001-A	3131N	D0ZF-10300-B	7058N	D2TF-10300-DC	7058N	D4OF-10300-AA	7058N
C6VF-11002-A	3131N	D0ZF-10300-C	7058N	D2TF-10300-EA	7078N	D4OF-10300-BA	7058N
C6VY-10346-A	7058N	D0ZF-10346-B	7058N	D2TF-10300-EB	7078N	D4OF-10300-CA	7058N
C6VY-11002-A	3131N	D0ZF-11001-A	3124N	D2TF-10300-EC	7078N	D4OF-10300-DA	7078N
C6VY-11002-B	3131N	D0ZZ-10346-B	7058N	D2TF-10346-BA	7078N	D4OF-10300-DF	7078N
C7AF-10300-A	7069	D1AF-10300-AA	7078N	D2TF-11001-AA	3131N	D4OF-10300-EA	7705-9N

INTERCHANGE

INTERCHANGE

OEM No.	Part No.	OEM No.	Part No.	OEM No.	Part No.	OEM No.	Part No.
Ford Motor Co.		Ford Motor Co.		Ford Motor Co.		Ford Motor Co.	
D4OF-10300-FA	7058N	D6BF-11001-BA	3131N	D8AF-11001-BA	3152N	E1AF-10300-DA	7705-9N-6G
D4OF-10346-AA	7078N	D6DZ-11002-B	3131N	D8BF-10300-AA	7078N	E1AF-11001-BA	3153N
D4OF-10346-BA	7058N	D6FF-10300-BA	7058N	D8BF-10300-BA	7078N	E1AZ-11002-B	3153N
D4OF-10346-CA	7058N	D6FF-10300-BA	7078N	D8BF-10300-CA	7078N	E1BF-10300-AA	7078N
D4OF-10346-DA	7705-9N	D6FF-10300-CA	7078N	D8BF-10300-DA	7705-9N	E1BF-10300-BA	7705-9N
D4OF-11001-AA	3142N	D6FF-10300-DA	7058N	D8BF-10346-AA	7078N	E1BF-10300-CA	7705-12N
D4OF-11001-BA	3142N	D6OF-11001-AA	3124N	D8BF-10346-BA	7078N	E1BF-10300-HA	7078N
D4OZ-10346-A	7078N	D6OZ-11002-A	3124N	D8BF-10346-CA	7705-9N	E1BF-10346-AA	7078N
D4OZ-10346-B	7058N	D6TF-11001-AA	3131N	D8BF-10346-DA	7705-9N	E1BF-10346-BA	7078N
D4OZ-10346-C	7058N	D6TF-11001-BA	3131N	D8HZ-10346-A	7612N	E1BF-10346-CA	7705-9N
D4OZ-10346-D	7705-9N	D6TF-11001-CA	3142N	D8HZ-10346-B	7612N	E1BZ-10346-A	7705-9N
D4OZ-11002-A	3124N	D6TF-11001-DA	3132N	D8HZ-10346-C	7612N	E1BZ-10346-B	7078N
D4TF-10300-AA	7058N	D6TF-11001-EA	3131N	D8HZ-10346-D	7256N	E1EF-10300-EB	7078N
D4TF-10300-CA	7069	D6TZ-11002-A	3131N	D8HZ-10346-E	7262N	E1EF-10300-FB	7078N
D4TF-10300-DA	7705-12N	D6TZ-11002-B	3131N	D8HZ-10346-F	7262N	E1EF-10300-HA	7078N
D4TF-10346-BA	7069	D6TZ-11002-C	3142N	D8HZ-11002-C	4930N	E1EF-10300-JA	7078N
D4TF-11001-CA	3142N	D6TZ-11002-D	3132N	D8LF-11001-AA	3152N	E1EF-10300-LA	7078N
D4TZ-10346-A	7705-12N	D6UF-10300-AA	7705-9N	D8OF-11001-AA	3153N	E1EF-10300-MA	7078N
D4TZ-10346-B	7069	D7AF-10300-AA	7078N	D8TF-11001-AA	3185N	E1GF-10300-DA	7078N
D4TZ-10346-BA	7069	D7AF-10300-BA	7078N	D8VF-10300-BA	7705-12N	E1GF-10346-EA	7078N
D4TZ-11002-A	3974N	D7AF-10300-CA	7078N	D8VF-10300-BA	7705-9N	E1HF-11001-AA	3165N
D4TZ-11002-B	3974N	D7AF-10300-DA	7078N	D8VF-10300-CA	7705-9N	E1HT-10300-AA	7078N
D4TZ-11002-D	3132N	D7AF-10300-EA	7078N	D8VF-10346-AA	7078N	E1HT-10300-BA	7078N
D4TZ-11002-E	3339N	D7AF-10300-FA	7078N	D8VF-10346-BA	7705-12N	E1HZ-11002-A	3165N
D4TZ-11002-F	3339N	D7AF-10300-GA	7078N	D8VF-10346-CA	7705-9N	E1HZ-11002-ARM	3165N
D4UF-10300-AA	7078N	D7AF-10300-HA	7078N	D8VY-11002-C	3142N	E1NF-10300-AA	7705-12N
D4VF-11000-AA	3142N	D7AF-10300-JA	7078N	D8ZE-10300-CA	7078N	E1TF-10300-AA	7078N
D4VF-11000-BA	3142N	D7AF-10300-KA	7078N	D8ZF-10300-AA	7078N	E1TF-10300-BA	7705-9N
D4VF-11001-AA	3142N	D7AF-10300-LA	7078N	D8ZF-10300-BA	7078N	E1TF-11001-AA	3185N
D4VY-11002-A	3142N	D7AF-10346-AA	7078N	D8ZF-10300-CA	7078N	E1TF-11001-BA	3152N
D4VY-11002-B	3142N	D7AF-10346-BA	7078N	D8ZF-10300-EA	7078N	E1TF-11001-CA	3152N
D4VY-11002-C	3142N	D7AF-10346-CA	7078N	D8ZF-10300-FA	7705-9N	E1TZ-11002-A	3185N
D4ZF-10300-AA	7705-9N	D7AZ-10346-A	7078N	D8ZF-10300-HA	7078N	E1TZ-11002-B	3152N
D4ZF-10300-BA	7058N	D7AZ-10346-B	7078N	D8ZF-10346-AA	7078N	E1TZ-11002-C	3152N
D4ZF-10300-CA	7705-9N	D7AZ-10346-C	7078N	D94F-10300-AA	7078N	E1TZ-11002-CRM	3152N
D52F-10300-AA	7058N	D7AZ-11002-A	3152N	D9AF-10300-AA	7705-12N	E1UF-10300-AA	7705-12N
D52F-10300-BA	7705-9N	D7AZ-11002-B	3152N	D9AF-10300-BA	7078N	E1VF-10300-AA	7705-12N
D5AF-10300-AA	7058N	D7DF-10300-AA	7705-9N	D9AF-10300-CA	7705-3N	E1VF-10346-AA	7705-12N
D5AF-10300-BA	7058N	D7EF-10300-AA	7705-9N	D9BF-10300-AA	7705-12N	E1VZ-10346-A	7705-12N
D5AF-10300-CA	7078N	D7EF-10300-BA	7705-9N	D9BZ-10346-A	7078N	E1ZF-10300-AA	7078N
D5AF-10300-DA	7078N	D7EF-10300-CA	7705-9N	D9BZ-10346-B	7078N	E1ZF-10300-BA	7078N
D5AF-10300-EA	7078N	D7EF-10300-DA	7705-9N	D9BZ-10346-C	7705-9N	E1ZF-10300-CA	7078N
D5AF-10300-FA	7078N	D7HT-10300-AA	7256N	D9DF-10300-AA	7705-9N	E1ZF-10300-DA	7078N
D5AF-10300-GA	7078N	D7HT-10300-BA	7262N	D9HT-10300-DA	7078N	E1ZF-10300-EA	7705-9N
D5AF-10300-HA	7078N	D7HT-10300-CA	7612N	D9HT-10300-EA	7078N	E1ZF-10300-FA	7078N
D5AF-10300-JA	7078N	D7HT-10300-DA	7612N	D9HT-11001-AA	3165N	E1ZF-10346-AA	7078N
D5AF-10300-KA	7078N	D7HT-10300-EA	7612N	D9HZ-11002-A	3165N	E1ZZ-10346-A	7078N
D5AF-10300-LA	7078N	D7HZ-10346-A	7255N	D9OF-10300-AA	7705-9N	E25F-11001-AA	3180N
D5AF-10346-BA	7078N	D7HZ-10346-D	7255N	D9PZ-11002-A	3339N	E25Y-11002-A	3180N
D5AF-10346-CA	7078N	D7LZ-11002-A	3152N	D9TF-10300-AA	7705-9N	E25Z-11002-A	3180N
D5AF-11001-AB	3142N	D7OF-10300-AA	7705-9N	D9UF-10300-AA	7078N	E27F-10300-AA	7078N
D5AF-11001-BA	3142N	D7OF-10300-BA	7705-9N	D9UF-10300-BA	7078N	E27F-10300-BA	7078N
D5AF-11001-BB	3142N	D7OF-10300-CA	7705-9N	D9UF-10300-CA	7078N	E2AF-11001-DA	3132N
D5AF-11001-EA	3152N	D7OF-10300-DA	7705-9N	D9UF-10300-DA	7078N	E2BF-10300-AA	7078N
D5AZ-10346-A	7078N	D7OF-10300-EA	7705-9N	D9UF-10300-EA	7705-9N	E2GZ-10346-C	7078N
D5AZ-10346-B	7078N	D7OF-10346-AA	7705-9N	D9UF-10300-FA	7705-12N	E2HF-110346AA	7705-9N
D5AZ-10346-C	7058N	D7OF-10346-BA	7705-9N	D9UF-10300-GA	7705-12N	E2HF-10346-AA	7712N
D5AZ-11002-A	3142N	D7OZ-10346-A	7705-9N	D9UF-10300-AA	7078N	E2HF-10346-BA	7712N
D5AZ-11002-B	3142N	D7OZ-10346-B	7705-9N	D9VF-10346-AA	7078N	E2HF-10346-CA	7712N
D5AZ-11002-C	3152N	D7OZ-11002-A	3153N	D9VY-10346-A	7078N	E2HF-110346-DA	7712N
D5DF-10300-AA	7705-9N	D7TF-10300-AA	7078N	D9VY-10346-AA	7078N	E2HT-10300-DB	7712N
D5OF-10300-AA	7705-9N	D7TF-10300-BA	7078N	D9VY-10346-B	7078N	E2HT-10300-EB	7712N
D5OF-10300-BA	7705-9N	D7TF-10300-CA	7078N	D9VY-10346-C	7705-9N	E2HT-10300-FA	7712N
D5OF-10300-CA	7705-9N	D7TZ-11002-A	3185N	D9VY-10346-D	7705-12N	E2HT-10300-GA	7712N
D5OF-11001-AA	3124N	D7UF-10300-AA	7705-9N	D9ZF-10300-AA	7078N	E2HT-11001-DA	4930N
D5OF-11001-BA	3124N	D7UF-10300-BA	7705-9N	D9ZF-10300-BA	7705-9N	E2HZ-10346-B	7712N
D5TF-11001-AA	3132N	D7UF-10300-CA	7705-9N	D9ZF-10346-AA	7078N	E2HZ-10346-C	7712N
D5TF-11001-BA	3142N	D7VF-10346-AA	7705-9N	D9ZZ-10346-A	7078N	E2HZ-10346-D	7712N
D5TF-11001-DA	3132N	D7VJ-11000-AA	3142N	DO3F-10300-DA	7058N	E2HZ-10346-E	7712N
D5TZ-11002-A	3142N	D7VZ-10346-A	7705-9N	E0HT-10300-AA	7256N	E2HZ-11002-A	3339N
D5UF-10300-AA	7705-9N	D7ZF-10300-BA	7705-9N	E0SF-10300-AA	7078N	E2SF-11001-AA	3153N
D5VF-11000-AB	3142N	D7ZF-10300-CA	7705-9N	E0TF-10300-AA	7078N	E2SZ-11002-A	3153N
D5ZF-10300-BA	7705-9N	D7ZF-10300-DA	7705-9N	E1AF-10300-BA	7705-12N	E2TF-11001-AA	3185N
D6AF-11001-AA	3142N	D7ZF-10300-EA	7705-9N	E1AF-10300-CA	7078N	E2TZ-11002-A	3185N
D6AZ-11002-A	3142N	D8AF-11001-AA	3152N	E1AF-10300-DA	7705-3N	E37F-10300-AA	7705-9N

INTERCHANGE

INTERCHANGE

OEM No.	Part No.	OEM No.	Part No.	OEM No.	Part No.	OEM No.	Part No.
Ford Motor Co.		Ford Motor Co.		Ford Motor Co.		Ford Motor Co.	
E37F-10300-BA	7078N	E6SF-10300-BA	7745-10N	E8HZ-10346-K	7612N	F0HU-10346-FA	7712N
E37F-10300-CA	7078N	E6SF-10300-DA	7078N	E8HZ-11002-A	6516N	FOHZ-10346-A	7712N
E37F-10300-DA	7078N	E6SF-10300-EA	7078N	E8HZ-11002-HA	6516N	FOHZ-10346-B	7712N
E3AF-11001-AA	3180N	E6TF-10300-BA	7745-10N	E8PF-10346-AA	7745-10N	FOHZ-10346-C	7712N
E3AZ-11002-A	3180N	E6TF-10300-CA	7745-10N	E8PF-10346-DA	7744-2N	FOHZ-10346-CRM	7712N
E3EF-10300-BA	7078N	E6TF-10346-AA	7745-10N	E8PZ-10346-A	7745-10N	FOHZ-10346-D	7712N
E3EF-10346-BA	7078N	E6TZ-10346-A	7745-10N	E8PZ-10346-AA	7712N	FOHZ-10346-E	7712N
E3HZ-11002-A	4930N	E6TZ-10346-B	7745-2N	E8PZ-10346-ARM	7745-10N	FOHZ-10346-F	7712N
E3HZ-11002-B	4930N	E6TZ-10346-C	7745-2N	E8PZ-10346-C	7744-2N	FOHZ-10346-FRM	7712N
E3HZ-11002-C	4930N	E6UF-10300-AA	7745-10N	E8PZ-10346-CRM	7744-2N	FOHZ-10346-G	8066N
E3TF-10300-AB	7705-12N	E6ZF-10300-CA	7745-10N	E8SF-10300-BA	7745-10N	FOHZ-10346-H	7940N
E3TF-10300-BA	7078N	E6ZF-10346-BA	7745-10N	E8TF-10300-BA	7745-10N	FOHZ-11002-A	6356N
E3TF-11000-AA	17037N	E6ZZ-10346-B	7745-10N	E8TF-10300-CA	7744-2N	FOLU-10300-AA	7705-12N
E3TF-11001-AA	3185N	E72F-10300-DA	7745-10N	E8TF-11000-AA	17037N	FOPU-10346-BD	7750N-6G2
E3TF-11002-A	3185N	E79F-10300-BA	7745-10N	E8TZ-11002-A	17037N	FOPU-10346-CA	7749-11N
E3TZ-11002-B	17037N	E7AF-10300-BA	7745-10N	E97F-10300-AB	7744-2N	FOPU-10346-HA	7705-9N
E3UF-10300-AB	7705-12N	E7AF-10300-CA	7745-10N	E97F-10300-BA	7745-2N	FOPU-10346-JA	7705-9N
E3ZF-10300-AA	7705-9N	E7AF-10300-DA	7745-10N	E99F-10300-AB	7745-2N	FOPU-10346-KA	7705-12N
E3ZF-10300-BA	7078N	E7DF-10300-EA	7705-12N	E99F-10300-BA	7745-10N	FOPU-10346-NC	7749-11N
E3ZF-10300-EA	7078N	E7DF-10300-EB	7705-12N	E99F-10300-BA	7745-2N	FOPZ-10346-C	7705-12N
E47F-10300-AA	7078N	E7DF-10300-FA	7705-12N	E9HS-10300-BA	7940N	FOPZ-10346-CRM	7705-12N
E47F-10300-BA	7078N	E7HS-10346-AA	7940N	E9HS-10346-AA	8066N	FOPZ-10346-D	7705-9N
E47F-10300-CA	7078N	E7HT-10300-CA	7255N	E9HT-10300-BA	7612N	FOPZ-10346-DRM	7705-9N
E4AF-11001-AA	3180N	E7HZ-10346-A	7255N	E9HT-11001-BA	6398N-PT	FOPZ-10346-E	7745-2N
E4DF-11001-BA	3180N	E7PF-10346-AA	7745-2N	E9HZ-11002-A	6398N-PT	FOPZ-10346-F	7744-2N
E4DZ-11002-B	3180N	E7PF-10346-AAA	7712N	E9HZ-11002-ARM	6398N-PT	FOTU-10300-AA	7705-12N
E4DZ-11002-BRM	3180N	E7PF-10346-CA	7745-2N	E9PF-10300-AB	7745-2N	FOTU-10300-BA	7705-12N
E4HT-10300-AA	7712N	E7PF-10346-DA	7745-2N	E9PF-10346-AA	7745-2N	FOTU-10300-CA	7744-2N
E4HT-10300-BA	7262N	E7PF-10346-GA	7745-10N	E9PF-10346-AB	7745-2N	FOTU-10300-DA	7744-2N
E4HT-10300-CA	7256N	E7PF-10346-LA	7745-10N	E9PF-10346-BA	7745-10N	FOTU-10300-EA	7745-10N
E4HZ-11002-A	3905N	E7PF-10346-MA	7745-10N	E9PF-10346-CB	7744-2N	FOTU-10300-FA	7745-2N
E4HZ-11002-B	3905N	E7PF-10346-PA	7705-9N	E9PZ-10346-A	7745-2N	FOTU-10300-GA	7744-2N
E4LF-10300-CA	7705-9N-6G	E7PF-10346-RA	7705-12N	E9PZ-10346-ARM	7745-2N	FOTU-10300-HA	7744-2N
E4TF-10300-AA	7078N	E7PF-10346-UA	7745-10N	E9PZ-10346-B	7745-2N	F0UU-10300-AA	7705-3N
E4TF-10300-BA	7078N	E7PF-10346-XA	7744-2N	E9PZ-10346-BRM	7745-2N	F0UU-10300-BA	7705-3N
E4TF-10300-CA	7078N	E7PF-10346-ZA	7745-10N	E9PZ-10346-C	7744-2N	F0VF-10300-AA	7749-11N
E4TF-11000-AA	17037N	E7PZ-10346-A	7705-12N	E9SF-10300-BA	7745-10N	F0VU-10300-AA	7749-11N
E4TF-11001-AA	3185N	E7PZ-10346-B	7705-9N	E9SF-11000-AA	3268N	F0VU-10300-AB	7749-11N
E4TF-11002-A	3185N	E7PZ-10346-C	7745-10N	E9SF-11000-BA	3268N	F0VU-10300-AC	7749-11N
E4UF-10300-AA	7078N	E7PZ-10346-E	7745-10N	E9SZ-11002-A	3268N	F0VY-10346-A	7749-11N
E4ZF-10300-BA	7078N	E7PZ-10346-H	7745-2N	E9SZ-11002-B	3268N	F0VY-10346-B	7749-11N
E4ZF-10300-CA	7078N	E7PZ-10346-K	7745-2N	E9SZ-11002-BRM	3268N	F0VY-10346-BRM	7749-11N
E57F-10300-AA	7745-2N	E7PZ-10346-KRM	7745-2N	E9TF-10300-AA	7705-9N	F17U-10300-AA	7750N-6G2
E57F-10300-BA	7745-2N	E7PZ-10346-L	7745-10N	E9UF-10300-AA	7705-12N	F1HS-11001-BA	6924N
E57F-10346-BA	7745-2N	E7PZ-10346-LRM	7745-10N	E9UF-10300-BA	7745-10N	F1HT-10300-AA	7749-3N-2G
E5HS-10300-BA	7262N	E7PZ-10346-M	7745-10N	E9UF-10300-CA	7705-12N	F1HT-10300-AB	7749-3N-2G
E5HT-11001-AA	6398N-PT	E7PZ-10346-N	7744-2N	E9UF-10300-DA	7745-2N	F1HT-10300-AC	7749-3N-2G
E5LF-10300-AA	7705-12N	E7PZ-10346-NRM	7744-2N	E9US-10300-AA	7767N	F1HT-11001-AA	6924N
E5TF-11000-AA	17037N	E7SF-10300-FA	7745-10N	E9UZ-10346-A	7767N	F1HZ-11002-A	6924N
E5TZ-10346-A	7745-2N	E7SF-10300-HA	7745-10N	EDE57F-10300-AA	7745-2N	F1PU-10346-CA	7750N-6G2
E5TZ-11002-B	17037N	E7SF-10300-KA	7745-10N	EDE57F-10300-BA	7745-2N	F1SU-10300-BA	7749-3N-6G1
E5VF-10300-AA	7705-12N	E7SF-10300-MA	7745-10N	EZHT-10346-DB	7712N	F1TZ-10346-BA	7750N-6G2
E5ZF-10300-AA	7705-9N-6G	E7TF-10300-BA	7745-2N	EZHT-10346-EB	7705-9N	F1TZ-10346-C	7750N-6G2
E62F-10300-CA	7745-10N	E7TF-10300-GA	7705-12N	EZHT-10346-EB	7712N	F1TZ-10346-CRM	7750N-6G2
E67F-10300-CA	7745-2N	E7TF-10300-JA	7705-12N	F07F-10300-AA	7750N-6G2	F29U-10300-AB	7749-3N-6G1
E67F-10300-DA	7745-2N	E7TF-10300-LA	7745-2N	F07U-10300-AA	7750N-6G2	F2HT-11000-AA	6640N
E67F-10300-EA	7744-2N	E7TF-10300-NA	7705-12N	F07U-10300-AB	7750N-6G2	F2HT-11000-BA	3234N
E67F-10300-FA	7744-2N	E7TF-10300-SA	7744-2N	F07U-10300-AC	7750N-6G2	F2HZ-10346-B	7749-3N-2G
E67F-10346-AA	7745-2N	E7UF-10300-AA	7705-3N	F07U-10346-AC	7750N-6G2	F2HZ-10346-BRM	7749-3N-2G
E67F-10346-CA	7745-2N	E7UF-10300-AA	7705-9N-6G	F0AU-10300-AA	7705-12N	F2HZ-11002-A	6640N
E69F-10300-AA	7744-2N	E7VF-10300-AA	7705-12N	F0HT-10300-AA	7940N	F2HZ-11002-ARM	6640N
E6AF-10300-AA	7745-10N	E7VF-10300-BA	7705-12N	F0HT-10300-BA	8066N	F2HZ-11002-B	3234N
E6AF-10300-BA	7745-10N	E7ZF-10300-BA	7745-10N	F0HT-10300-BB	8066N	F2HZ-11002-BRM	3234N
E6DF-10300-CA	7705-9N	E7ZF-10300-DA	7745-10N	F0HT-10300-CA	8066N	F2OF-10346-FA	7058N
E6DF-10300-FA	7705-9N	E7ZF-10300-EA	7745-10N	F0HT-10300-CB	8066N	F2OF-10346-HA	7058N
E6DF-10300-FB	7705-9N	E7ZF-10300-FA	7745-10N	F0HT-10300-EA	7940N	F2OF-10346-JA	7058N
E6DF-10300-HA	7705-9N	E87F-10300-BA	7744-2N	F0HT-10300-FA	8066N	F2OF-10346-KA	7078N
E6DF-10346-DA	7705-9N	E87F-10300-CA	7744-2N	F0HT-10300-FB	8066N	F2PU-10346-AF	7768N-6G2
E6DZ-10346-D	7705-9N	E8DZ-10300-B	7705-9N	F0HT-11001-AA	6356N	F2PU-10346-DE	7756-3N-6G2
E6HT-11001-AA	3339N	E8HT-10300-HA	7745-2N	F0HT-11001-AB	6356N	F2PU-10346-FC	7749-3N-2G
E6HT-11001-CA	6356N	E8HT-10300-JA	7612N	F0HU-10346-AA	7712N	F2PU-10346-GA	7755-3N
E6HZ-11002-A	3339N	E8HT-10300-KA	7612N	F0HU-10346-BA	7712N	F2TU-10300-AF	7768N-6G1
E6HZ-11002-B	3339N	E8HT-11001-AA	6516N	F0HU-10346-CA	7712N	F2TU-10346-AE	7768N-6G2
E6HZ-11002-C	6356N	E8HZ-10346-A	7262N	F0HU-10346-DA	7712N	F2TU-11000-AA	3241N
E6HZ-11002-D	6356N	E8HZ-10346-J	7612N	F0HU-10346-EA	7712N	F2TU-11000-BA	3247N

INTERCHANGE

INTERCHANGE

OEM No.	Part No.	OEM No.	Part No.	OEM No.	Part No.	OEM No.	Part No.
Ford Motor Co.		Ford Motor Co.		Ford Motor Co.		Ford Motor Co.	
F2TU-11000-CA	3246N	F4PU-11000-AC	17577N	F6PZ-10346-B	7776N	F7PU-11000-HA	3246N
F2TZ-11002-A	3241N	F4TZ-11002-A	17578N	F6PZ-10346-BRM	7776N	F7PZ-10346-K	7745-2N
F2TZ-11002-ARM	3241N	F4TZ-11002-B	17577N	F6PZ-10346-EA	7776N	F7PZ-10346-KA	7791N
F2TZ-11002-B	3247N	F4US-10300-AA	7772N	F6PZ-10346-EARM	7776N	F7PZ-10346-KARM	7791N
F2TZ-11002-BRM	3247N	F4UZ-10346-A	7772N	F6PZ-10346-HA	7755-3N	F7PZ-10346-KFRM	7745-2N
F2TZ-11002-C	3246N	F4UZ-10346-ARM	7772N	F6PZ-10346-HARM	7755-3N	F7PZ-11002-DA	6640N
F2TZ-11002-CRM	3246N	F57U-10300-AA	7750N-6G1	F6PZ-10346-KA	7749-3N-2G	F7PZ-11002-EA	3234N
F2UU-10300-BE	7756-3N-6G2	F57U-10300-BA	7750N-6G1	F6PZ-10346-LA	7750N-6G1	F7PZ-11002-FA	3241N
F2UU-10300-CD	7749-3N-6G2	F5HT-10300-AA	7749-3N-2G	F6PZ-10346-LARM	7750N-6G1	F7PZ-11002-GA	3247N
F2UU-10300-DC	7756-3N-2G	F5HT-10300-BA	7749-11N	F6PZ-10346-PA	7749-3N-2G	F7PZ-11002-HA	3246N
F2UU-10300-EA	7755-3N	F5HT-10300-DA	7785N	F6PZ-10346-RA	7790N	F7SU-11000-A1B	3268N
F2UU-10300-FA	7756-3N-6G1	F5HZ-10346-A	8027N	F6PZ-10346-RARM	7790N	F7SU-11000-AA	3268N
F2UU-10346-BE	7756-3N-6G2	F5HZ-10346-ARM	8027N	F6PZ-10346-TA	7749-11N	F7SU-11000-AB	3268N
F2UU-10346-CD	7749-3N-2G	F5HZ-10346-B	8027N	F6PZ-10346-TARM	7749-11N	F7SZ-11002-AA	3268N
F2UU-10346-DA	7755-3N	F5HZ-10346-BRM	8027N	F6PZ-10346-XA	7756-3N-6G1	F7SZ-11002-AARM	3268N
F2UZ-10346-B	7756-3N-2G	F5HZ-10346-E	7749-11N	F6PZ-10346-XARM	7756-3N-6G1	F7UU-10300-AB	7790N
F2UZ-10346-BRM	7756-3N-2G	F5PU-10300-GA	7785N	F6UU-10300-AA	7755-3N	F7UU-10300-BB	7791N
F2UZ-10346-BRM	7756-3N-6G2	F5PU-10346-EA	7749-11N	F6UU-10300-BA	7749-3N-6G2	F7UU-10300-BC	7791N
F2UZ-10346-C	7755-3N	F5PZ-10346-GA	7785N	F6UU-10300-CA	7768N-6G2	F7UU-10300-CB	7791N
F2VU-11000-AC	3267N	F5TU-11000-AA	17578N	F6UU-10300-DA	7756-3N-6G1	F7UU-11000-AA	3267N
F2VU-11000-AD	3267N	F5TU-11000-AB	17578N	F6UU-10300-EA	7768N-8G	F7UU-11000-AB	3267N
F2VY-11002-A	3267N	F5TU-11000-AD	17578N	F6UU-10300-EB	7768N-8G	F7UZ-11002-AA	3267N
F2VY-11002-ARM	3267N	F5UU-10300-AA	7768N-7G	F6UU-10300-FA	7768N-6G1	F7UZ-11002-AARM	3267N
F37U-10300-AA	7768N-6G2	F5UU-10300-BA	7768N-8G	F6UZ-10346-SA	7785N	F7ZU-10300-AA	7776N
F3AU-10300-BA	7764N-6G	F5UU-10300-CA	12075N	F6UZ-10346-SARM	7785N	F81U-10300-BC	8262N
F3AU-10346-AC	7764N-6G	F5UZ-10346-A	7768N-7G	F6UZ-10346-VA	7768N-6G1	F81U-10300-BD	8262N
F3AZ-10346-A	7764N-6G	F5UZ-10346-CA	12075N	F6UZ-10346-VARM	7768N-6G1	F81U-10300-CC	7798N
F3AZ-10346-ARM	7764N-6G	F5UZ-10346-CARM	12075N	F6VU-11000-AA	3267N	F81U-10300-CD	7798N
F3HT-10300-AA	8027N	F65U-10300-BB	7764N-8G	F6VZ-11002-AA	3267N	F81U-10300-CE	7798N
F3HT-10300-BA	8027N	F65U-10300-EA	7790N	F6ZU-10300-AA	7776N	F81U-10300-DB	7797N
F3HT-10300-CA	8027N	F67U-10300-AA	7750N-6G2	F6ZU-10300-AB	7776N	F81U-10300-DC	7797N
F3HT-10300-HB	8027N	F67U-10300-BA	7750N-6G1	F6ZU-10300-AC	7776N	F81U-10300-DD	7797N
F3HT-10300-JB	8027N	F69U-10300-AA	7749-3N-6G1	F75U-10300-CA	7791N	F81U-10300-DE	7797N
F3HT-10300-LA	7778-3N	F6AU-10300-AA	7776N	F75U-10300-CB	7791N	F81U-10300-EB	7796N
F3HT-10300-SA	8066N	F6AU-10300-AB	7776N	F75U-11000-AA	3267N	F81U-10300-GA	7799N
F3HT-10300-TA	8066N	F6AZ10346AA	7776N	F75U-11000-AB	3267N	F81U-11000-AA	6646N
F3HT-10300-UA	8066N	F6AZ10346AARM	7776N	F75U-11000-AC	3267N	F81U-11000-AB	6646N
F3HT-11001-AB	6595N	F6AZ10346AARM1	7776N	F75Z-11002-AA	3267N	F81U-11000-AC	6646N
F3HT-11001-AC	6595N	F6HT-10300-FA	7644N	F77U-10300-BA	7750N-6G1	F81U-11000-AD	6646N
F3HT-11001-BA	6382N-PT	F6HT-10300-JA	7644N	F77U-10300-BB	7750N-6G1	F81U-11000-AE	6646N
F3HT-11001-DB	6585N	F6HT-10300-KA	7749-11N	F7AU-10300-AA	7776N	F81Z-10346-BA	8262N
F3HT-11001-DC	6585N	F6HT-10300-LA	7785N	F7AZ-10346-AA	7776N	F81Z-10346-BARM	8262N
F3HZ-10346-A	8066N	F6HT-10300-MA	7749-11N	F7AZ-10346-AARM	7776N	F81Z-10346-CA	7798N
F3HZ-10346-B	7778-3N	F6HT-11001-AA	6356N	F7CU-10300-AB	7750N-6G1	F81Z-10346-CARM	7798N
F3HZ-10346-E	8027N	F6HT-11001-BA	6516N	F7HS-10300-AA	8081N	F81Z-10346-DA	7797N
F3HZ-10346-H	8027N	F6HT-11001-DA	6576N	F7HT-10300-AA	7612N	F81Z-10346-DARM	7797N
F3HZ-10346-J	8027N	F6HT-11001-EA	6360N	F7HT-10300-BA	7612N	F81Z-10346-EA	7796N
F3HZ-11001-A	6595N	F6HT-11001-FA	6566N	F7HT-10300-EA	7612N	F81Z-10346-EARM	7796N
F3HZ-11002-A	6595N	F6HT-11001-GA	6356N	F7HT-10300-GA	7612N	F81Z-10346-GA	7799N
F3HZ-11002-ARM	6595N	F6HT-11001-HA	6513N	F7HT-10300-HA	7612N	F81Z-10346-GARM	7799N
F3HZ-11002-B	6585N	F6HU-10300-AA	7785N	F7HT-10300-JA	7613N	F81Z-11000-AC	6646N
F3HZ-11002-BRM	6585N	F6HZ-10346-A	8027N	F7HT-10300-KA	7613N	F81Z-11002-AA	6646N
F3HZ-11002-C	6382N-PT	F6HZ-10346-B	7644N	F7HT-11001-AB	6603N	F81Z-11002-AARM	6646N
F3HZ-11002-CRM	6382N-PT	F6HZ-10346-B	8027N	F7HT-11001-AC	6603N	F81Z-11002-AC	6646N
F3LU-11000-AA	3267N	F6HZ-10346-C	7644N	F7HT-11001-DA	6513N	F85U-10300-AA	7768N-6G1
F3LY-11002-A	3267N	F6HZ-11002-AA	6356N	F7HZ-10346-A	7255N	F85U-10300-AB	7768N-6G1
F3LY-11002-ARM	3267N	F6HZ-11002-BA	6516N	F7HZ10346AA	7255N	F85U-10300-BA	7764N-8G
F3PU-10346-AC	7764N-6G	F6HZ-11002-DA	6576N	F7HZ10346BA	7612N	F85U-10300-DB	7768N-6G1
F3PU-10346-BA	7778-3N	F6HZ-11002-EA	6360N	F7HZ-10346-GA	7612N	F85Z-10346-DA	7768N-6G1
F3TU-11000-AA	17037N	F6HZ-11002-FA	6566N	F7HZ-10346-HA	7612N	F8HZ-11002-AA	6907N
F3US-10300-AA	7772N	F6HZ-11002-GA	6356N	F7HZ-10346-JA	7613N	FAC-11000	3110N
F3UU-10300-AE	7768N-6G2	F6HZ-11002-HA	6513N	F7HZ-10346-KA	7613N	FAC-11001	3110N
F3UU-10300-AF	7768N-6G2	F6PU-10300-BA	7776N	F7HZ-11002-AB	6603N	FAC-11001B	3110N
F3UZ-10346-A	7768N-6G2	F6PU-10300-TA	7749-3N-2G	F7HZ-11002-ABRM	6603N	FAC-11001G	3110N
F3UZ-10346-ARM	7768N-6G2	F6PU-10346-AA	7764N-6G	F7HZ-11002-DA	6513N	FAC-11001H	3110N
F3UZ-10346-B	7772N	F6PU-10346-AF	7749-11N	F7LU-11000-AA	3267N	FAC-11001M	3110N
F4HT-10300-DA	8027N	F6PU-10346-BA	7776N	F7LU-11000-BA	3267N	FAC-11001P	3110N
F4HT-10300-EA	8027N	F6PU-10346-EB	7776N	F7LU-11001-BA	3267N	FAC-11002	3110N
F4HT-10300-FA	8027N	F6PU-10346-KA	7749-3N-2G	F7LZ-11002-AA	3267N	FAC-11002B	3110N
F4HT-10300-KA	8027N	F6PU-10346-SA	7785N	F7LZ-11002-BA	3267N	FAC-11002G	3110N
F4HT-10300-LA	8027N	F6PU-10346-TA	7749-11N	F7PU-10346-KA	7791N	FAD-11002A	3103N
F4HT-11001-AA	6595N	F6PU-10346-VA	7768N-6G1	F7PU-11000-DA	6640N	FAF-11001A	3103N
F4HT-11001-BA	6585N	F6PU-10346-XA	7756-3N-6G1	F7PU-11000-EA	3234N	FAF-11002A	3103N
F4LU-11000-AA	3267N	F6PZ-10346-AF	7749-11N	F7PU-11000-FA	3241N	FAG-11002G	3110N
F4PU-11000-AA	17577N	F6PZ-10346-AFRM	7749-11N	F7PU-11000-GA	3247N	FAG-11002M	3110N

INTERCHANGE

INTERCHANGE

OEM No.	Part No.	OEM No.	Part No.	OEM No.	Part No.	OEM No.	Part No.
	Lester		Lester		Lester		Lester
6485	6485N	6752	6752N	6899	6924N	7670	8027N
6488	6489N	6753	6907N	6905	6505N-PT	7671	8027N
6489	6489N	6757	6757N	6907	6907N	7672	7644N
6492	6492N	6764	4930N	6908	6908N	7673	7681N
6492	6492NM	6768	6907N	6910	6910N	7676	7676N
6494	6494N	6769	6516N	6911	6911N	7679	7685N
6495	6495N	6770	6356N	6912	6912N	7680	7681N
6501	6924N	6771	6924N	6913	6913N	7681	7681N
6503	6924N	6772	6371N	6914	6914N	7685	7685N
6504	6504N-PT	6773	6919N	6919	6919N	7686	7685N
6505	6505N-PT	6774	6356N	6920	6924N	7686	7685N-1
6507	6907N	6775	6924N	6921	6924N	7687	7687N
6511	6511N	6776	6907N	6922	6924N	7711	7712N
6513	6513N	6777	6777N	6923	6924N	7712	7712N
6516	6516N	6778	6907N	6924	6924N	7750	7750N-0G
6517	3339N	6779	6360N	6930	6924N	7750	7750N-6G1
6519	6575N	6781	6924N	6942	6942N	7750	7750N-6G2
6526	6907N	6801	6913N	6970	6970N	7764	7764N-0G
6530	6907N	6802	6913N	6993	6837N	7764	7764N-6G
6544	3948N	6803	6803N	6994	6837N	7764	7764N-8G
6546	6576N	6804	6911N	7002	14789N	7764	7776N
6548	6513N	6805	6907N	7006	7006R	7767	7767N
6549	6513N	6806	6911N	7007	7007R	7768	7768N-0G
6550	6356N	6807	6807N	7024	7024N	7768	7768N-6G1
6551	6356N	6808	6859N	7051	7051R	7768	7768N-6G2
6552	6552N	6809	6809N	7058	7058N	7768	7768N-7G
6553	6553N	6811	6919N	7068	7069	7768	7768N-8G
6554	6554N	6812	6913N	7069	7069	7772	7772N
6555	6513N	6813	6803N	7078	7078N	7776	7776N
6557	3948N	6814	6911N	7111	7122N	7776	7776N-0G
6558	3948N	6815	6907N	7122	7122N	7790	7790N
6559	6919N	6816	6914N	7133	7122N	7791	7791N
6566	6566N	6817	6924N	7135	7157MN	7796	7796N
6567	6907N	6818	6919N	7136	7136N	7797	7797N
6571	6571N	6819	6819N	7138	7138N	7798	7798N
6573	6573N	6820	6908N	7175	7175N	7799	7799N
6574	6582N	6821	6821N	7176	7176N	7850	7850N
6575	6575N	6822	6911N	7197	7197N	7853	7853N
6576	6576N	6823	6823N	7241	7254N	7940	7940N
6582	6582N	6824	6911N	7252	7252N	7965	7965N
6583	6583N	6825	6911N	7254	7254N	7971	7971N
6585	6585N	6826	6826N	7255	7255N	7975	7975N
6594	6594N	6827	6924N	7256	7256N	7976	8027N
6595	6595N	6828	6910N	7262	7262N	8003	8003N
6602	6602N	6830	6908N	7263	7263N	8011	8027N
6603	6603N	6831	6831N	7266	7266N	8012	8027N
6604	6610N	6833	6833N	7297	7297N	8013	8027N
6605	6605N	6834	6834N	7341	7341N	8019	7685N
6610	6610N	6836	6823N	7467	7297N	8020	7685N
6613	6613N	6837	6837N	7483	7483N	8020	7685N-1
6617	6919N	6840	6840N	7505	7509N	8021	7685N
6618	6907N	6841	6841N	7509	7509N	8022	7685N
6630	6630N	6842	6842N	7552	7552	8023	7685N
6636	6907N	6843	6843N	7564	8027N	8026	8027N
6637	6924N	6844	6844N	7565	8027N	8027	8027N
6640	6640N	6852	6853N	7608	7612N	8028	8028N
6641	3234N	6853	6853N	7610	7610N	8034	8003N
6646	6646N	6854	6910N	7611	7612N	8050	8050N
6649	6907N	6855	6910N	7612	7612N	8057	8329N
6662	6919N	6856	6912N	7613	7613N	8058	8329N
6664	6919N	6857	6857N	7613	7613N-LC	8060	8066N
6665	6924N	6859	6859N	7614	7613N	8061	7254N
6667	6667N	6867	6867N	7642	8003N	8063	7255N
6668	6668N	6869	6573N	7642	8003N-LD	8064	8066N
6669	6669N	6870	17037N	7644	7644N	8066	8066N
6670	6670N	6875	6919N	7649	8066N	8072	8078N
6671	3905N	6876	6613N	7657	7254N	8073	8073N
6672	4930N	6883	6919N	7659	8027N	8075	8073N
6674	6674N	6884	6919N	7662	7681N	8076	8076N
6675	6675N	6885	6924N	7664	7681N	8078	8078N
6682	6907N	6886	6924N	7664	8027N	8078	8078N-1
6683	6907N	6890	6924N	7665	8028N	8079	8076N
6686	6907N	6892	6668N	7666	7971N	8080	8081N
6687	6907N	6895	6907N	7667	8027N	8081	8081N
6688	6907N	6896	6896N	7669	7644N	8082	8083N

INTERCHANGE

INTERCHANGE

OEM No.	Part No.	OEM No.	Part No.	OEM No.	Part No.	OEM No.	Part No.
	Lester		Lester		Lester		Lester
8083	8083N	8609	8609N	12536	12536N	17075	17075N
8090	8092N	8610	8610N	12551	12551N	17084	17084N
8091	8092N	8612	8612N	12571	12571N	17092	17092N
8092	8092N	8613	8613N	12576	12615N	17106	17106N
8093	8092N	8614	8614N	12585	12585N	17107	17107N
8095	8609N	8654	8654N	12596	12596N	17111	18029N
8096	8096N	8658	8658N	12597	12596N	17215	17215N
8097	8609N	8663	8663N	12599	12599N	17257	17257N
8237	8292N	8673	8673N	12615	12615N	17292	17292N
8247	8247N	8674	8674N	12623	12615N	17309	17309N
8273	8247N	8676	8676N	12641	12551N	17316	17316N
8274	8292N	8681	8681N	12670	12670N	17354	17354N
8291	8247N	8701	8701N	12715	12715N	17390	16990N
8292	8292N	8702	8704N	12716	12716N	17392	17392N
8292	8292N-DR	8703	8704N	12717	12717N	17394	16990N
8292	8292N-DRC	8704	8704N	12718	12718N	17466	17466N
8301	8301N	8705	8707N	12793	12599N	17548	17548N
8302	8302N-6G2	8706	8707N	13108	7127-12N	17549	17549N
8306	8306N	8707	8707N	13184	13184N	17573	17573N
8307	8307N	8718	8718N	13185	13184N	17574	17574N
8308	8308N	8719	8719N	13192	13193N	17577	17577N
8310	8310N	8720	8720N	13199	13193N	17578	17578N
8316	8316N	8732	8410N	13220	13220N	17600	19551N
8317	8317N	8744	8745N	13245	13245N	17633	6382N-PT
8320	8320N	8745	8745N	13301	13301N	17643	17643N-OE
8322	8322N	9005	9005R	13302	13302N	17785	17785N
8327	8681N	9112	9112R	13304	13313N	17787	17785N
8328	8329N	9185	9193N	13304	13313N-0G	17788	17788N
8329	8329N	9193	9193N	13308	13313N	17801	17801N
8359	8359R	9205	9205R	13308	13313N-0G	17802	17802N
8360	8362N	9410	9410R	13312	13312N	17823	17823N
8361	8362N	11075	11075N	13313	13313N	17875	17875N
8362	8362N	11076	11076N	13313	13313N-0G	17880	17880N
8364	8364N	11217	11217N	13317	13184N	17892	17892N
8390	8614N	11233	11233N	13353	13353N	17894	17785N
8409	8410N	11234	11234N	13354	13354N-7G1	17895	17788N
8410	8410N	11235	11235N	13354	13354N-7G2	17932	17932N
8429	8429N	11239	11239N	13453	13453N	17933	17933N
8432	8432N	11256	11256N	13742	13742N	17948	17948N
8445	8306N	11272	11272N	13766	13766N	17966	17966R
8459	8320N	11274	11274R	13823	13823N	18027	17075N
8473	8473N	11290	11290R	13824	13824N	18029	18029N
8477	8477N	11291	11291R	13843	13823N	18059	18059N
8478	8478N	11293	11293R	13854	13920N	18062	18059N
8479	8479N	11298	11298R	13860	13860N	18113	18113N
8489	8489N	11314	13874N	13874	13874N	18136	18136N
8520	7768N-6G1	11343	11343N	13881	13766N	18158	18158N
8522	8522N	11348	11076N	13910	13910N	18215	18215N
8540	8540N	11378	11378R	13911	13911N	18240	18240N
8560	8560N	11432	11432R	13914	13920N	18241	18241N
8570	8364N	11457	11457N	13917	13917N	18242	18242N
8571	8364N	12075	12075N	13920	13920N	18250	18250N
8574	8083N	12097	12097N	13985	13985N	18253	18253N
8576	8576N	12140	12140N	13987	13987N	18261	18261N
8578	8607N	12164	12164N	13988	13988R	18273	18273N
8579	8609N	12169	12169N	14390	14390N	18287	19842N
8580	8607N	12234	12234N	14391	14391N	18360	18360N
8581	8607N	12235	12235N	14491	14491N	18364	18364N
8582	8607N	12293	12293N	14735	14735N	18371	18371N
8583	8607N	12308	12308N	14789	14789N	18375	18375N
8585	8607N	12335	12335N	16372	16372N	18376	18376N
8586	8607N	12336	12336N	16445	16445N	18392	18392N
8587	8609N	12350	12670N	16464	17316N	18402	18402N
8590	8608N	12376	12615N	16635	16635N	18406	18406N
8591	8608N	12377	12377N	16652	17578N	18407	18407N
8592	8608N	12382	12382N	16658	16658N	18462	17092N
8593	8608N	12383	12384N	16659	18029N	18500	18500N
8594	8608N	12384	12384N	16881	16881N	18507	18507N
8595	8609N	12385	12385N	16957	16445N	18508	18508N
8596	8609N	12387	12387N	16990	16990N	18538	18971N
8597	8609N	12388	12388N	17037	17037N	18554	18554N
8604	8612N	12389	12389N	17045	17073N	18566	18566N
8605	8612N	12443	12443N	17073	17073N	18570	18571N
8607	8607N	12490	12490N	17074	17074N	18571	18571N
8608	8608N	12491	12491N	17074	17075N	18572	18572N

INTERCHANGE

INTERCHANGE

OEM No.	Part No.	OEM No.	Part No.	OEM No.	Part No.	OEM No.	Part No.
Mercedes-Benz		Mitsubishi Heavy Industries		New Holland		Outboard Marine Corp (OMC)	
013-154-17-02	12382N	34468-25100	12551N	4169093	18029N	3854190	3268N
013-154-28-02	12387N	A00615-16901	6857N	4692478	18029N	PACCAR	
013-154-29-02	12387N	ME001565	18240N	4702248	18029N	D61-6002-001	6911N
013-154-32-02	12384N	ME007582	12551N	4719666	17092N	T27-6001-0130P	8614N
013-154-36-02	12382N	ME012994	18962N	4737759	17092N	Paris Rhone	
013-154-43-02	12389N	ME012995	18962N	4807376	17092N	D11E167	17316N
013-154-78-02	12387N	ME014418	18962N	4832942	18029N	D11E167T	17316N
013-154-79-02	12389N	ME015766	18971N	6630182	6571N	Penntex	
112-151-01-01	17966R	ME017034	18241N	6630232	6571N	PX-220R-5	8310N
272-154-01-02	11217N	ME017035	18241N	9800888	6571N	Perkins Engine	
343-150-71-50	14391N	ME017036	18241N	9824834	7681N	2873126	18261N
343-151-71-01	17106N	ME017056	18241N	86015778	7256N	2873153	18261N
343-151-72-01	18250N	ME017061	18241N	V60510	7940N	2871C105	12164N
344-151-05-01	17309N	ME017085	18241N	Nikko		2873A016	18261N
344-154-76-01	14391N	ME017088	18241N	0-23000-1581	6468N	2873A105	18261N
344-154-83-01	14391N	ME017089	18241N	0-23000-2420	6610N	2873D202	17257N
366-150-28-50	12585N	ME017092	18241N	0-23000-2520	6610N	2873D301	18371N
376-151-72-01	17106N	ME017550	12551N	0-23000-2590	6605N	2873K116	6833N
642-154-08-02	11457N	ME017552	12551N	0-23000-7000	19938N	Poclain	
A004-151-95-01	30110N	ME017562	12551N	0-23000-7001	19938N	E0041565	17073N
A005-151-12-01	6610N	ME037465	18242N	0-23000-7002	19938N	M0041572	17075N
A005-151-13-01	18360N	ME037636	18242N	Nikko Denki		Prestolite	
A005-151-66-01	18360N	ME046108	18242N	02-23-1028	6610N	858317	18957N
A006-151-10-01	17966R	ME049175	12308N	02-23-1046	6605N	858318	30128N
A006-151-15-01	30111N-DR	ME070120	12308N	Nissan, Infiniti		858884	12293N
A006-151-22-01	18364N	ME070120D	12308N	23100-EM01B	11343N	859537	18371N
A006-151-22-01	19637N	ME077048	18242N	23100-EM01BR	11343N	859538	30115N
A006-151-22-03	18364N	ME077407	18242N	23100-JD200	11343N	859539	17073N
A006-151-22-03	19637N	ME077408	18242N	23100-JN81A	11343N	860103	30127N
A006-151-44-01	19036N	ME077408D	18242N	23100-ZH00A	11256N	860318	6582N
A006-151-62-01	19036N	ME087508	12308N	23100-ZH00B	11256N	860321	18364N
A006-151-69-01	6857N	ME087577	18099AN	23100-ZH00C	11256N	860321	19637N
A012-154-46-02	12384N	ME152487	18963N	23100-ZW40BRE	11343N	860506	18375N
A013-154-11-02	12385N	ME215097	18971N	23300-05D00	18215N	860551	12596N
A013-154-28-02	12387N	Mitsubishi Motors		23300-05D01	18215N	860558	12585N
A272-154-01-02	11217N	MD017649	17084N	23300-EB300	33307N	860561	23502N
A642-154-08-02	11457N	ME037616	12308N	23300-EB30A	33307N	860562	12571N
LN-M105302	6919N	ME087676	18099AN	23300-EB30B	33307N	860563	12388N
LN-M125601	6924N	Motorola		23300-L6000	18059N	860615	30110N
Mercury Marine		10-255	8329N	23300-L6600	18059N	860615	30111N
50-32703	3838N	10-285	8050N	23300-T9000	19842N	860616	30740N
50-45120	3838N	10-376	7483N	23300-T9002	19842N	860618	18956N
50-46277	3838N	8EM3002GA	7483N	23300-T9003	19842N	860619	30028N
50-46282	3838N	8EM3002GB	7483N	23300-T9005	19842N	860804	12599N
50-59799	3838N	8EM3002GC	7483N	23300-T9006	19842N	860804	23877N
50-805991	6573N	8HC3022F	8050N	23300-T9007	19842N	860816	30107N
50-831001562	17292N	8HC3022FS	8050N	23300-Z5000	18059N	860818	30104N
50-831001671	16635N	8LHA2023	8329N	23300-Z5005	18059N	860822	33311N
50-831001672	16635N	8LHA2023V	8329N	23300-Z5007	18059N	861036	18371N
50-831001961	17292N	8LHA2023VA	8329N	23300-Z5505	18059N	861036	19722N
Mitsubishi		8LHA2023VB	8329N	23300-Z5507	18059N	861037	30128N
A002T72186	12308N	8LHA2070	8329N	23300-Z5509	18059N	861038	18957N
A002TJ0281	11343N	8LHA2070V	8329N	23300-Z5512	18059N	861039	30127N
A003TG5591	11274R	8LHA2070VA	8329N	23300-Z5515	18059N	20110293	12140N
FL0379	19524N	8LHA2070VB	8329N	O&K (Orenstein & Koppel)		20110293	13193N
M000T23271ZC	17948N	8LHA2070VBH	8329N	744648	17073N	20130133	14390N
M002T61771	18240N	8LHA2070VE	8329N	6209190	17073N	20500155	18261N
M002T64373	19842N	8LHA2070VGH	8329N	Onan		20500555	17643N-OE
M003T56073	18242N	8LHP2170E	8410N	191-2213	19554N	20500762	17074N
M003T56082	18242N	8LHP2170V	8410N	Opel		20500847	18029N
M003T56084	18242N	8LHP2170VE	8410N	750864	16445N	20500923	17073N
M008T55073	18971N	8LHP2170VH	8410N	1202042	17075N	20513003	4162N
M008T76071	33307N	8LHP2172VAH	8410N	Oshkosh Truck		20513040	17354N
M009T60372	30028N	MWM Diesel		55700CX	7612N	20513060	18158N
M009T60471	30740N	6.0571E+11	14390N	EE34665	7612N	20550102	17316N
M009T61471	33311N	905710100027	14391N	Outboard Marine Corp (OMC)		35259620	16658N
M009T61571	30740N	New Holland		987811	3268N	35259620	17037N
M009T70379	19524N	254074	3339N	Outboard Marine Corp (OMC)		35259620	17577N
M009T71075	19536N	501697	3152N	Outboard Marine Corp (OMC)		35259620	6573N
M009T82479	19535N	612876	6571N	Outboard Marine Corp (OMC)		35259620	6573N
M009T83671	6857N	997221	17092N	Outboard Marine Corp (OMC)		35259620	6573N
MK1075	19536N			Outboard Marine Corp (OMC)		35259620	6573N
VV0279	6914N			Outboard Marine Corp (OMC)		35259620	6573N

INTERCHANGE

INTERCHANGE

OEM No.	Part No.	OEM No.	Part No.	OEM No.	Part No.	OEM No.	Part No.
Prestolite		Prestolite		Saab		Towmotor	
35261420	17316N	MS1-410A	6363N	19-18-0528	6942N	347205	7127-12N
47920170	18988N	MS2-503	18571N	19-18-0529	6970N	646508	7122N
110-255	8329N	MS2-503	3974N	89-01-7440	6494N	Toyota	
110-285	8050N	MS2-503	6356N	89-01-7631	6494N	28100-360E3	16990N
110-376	7483N	MS2-503	6511N	89-01-7844	6757N	28100-36E03	16990N
110-446	7197N	MS2-503	6907N	89-01-8123	6494N	Unic	
110-446	7252N	MS2-503	6924N	Sachin		227993	18253N
110-446	7254N	MS2-506	18572N	68098639	8050N	4755110	17092N
110-446	7255N	MS2-506	6371N	Saurer Tractors & Const. Equip.		61227993	18253N
110-446	8003N	MS2-506	6907N	Sawafuji Electric Co		61662550	18253N
110-459	7263N	MS3-500	6359N-PT	1540831	18931N	United Technologies	
110-459	7965N	MS7-300A	3902N	Scania		0599440	5761N
110-459	7975N	MS7-300A	4930N	0355-502-0019	19956N	0599540	5760N
110-555	8329N	MS7-411	4930N	0355-502-0040	19956N	1146340	5761N
110-555HD	8329N	Prevost Bus		0355-502-0041	19956N	1250740	5761N
110-555JHO	8329N	510751	19535N	Steinbock Forklifts		1570140	5761N
110-555P	8410N	Renault		17769	17075N	1574540	5766N
110-555PHO	8410N	5000240884	18371N	4434536	17075N	1770540	5757N
110-814	8614N	5000241521	18113N	Steyr		1819040	5757N
20500923GB	17073N	5000241777	18113N	61000090072	14390N	5665740	5760N
20513530TBA	3510MN	5000270909	18253N	81400090003	18253N	5665940	5766N
2303JB	7297N	5000806878	18375N	81500090049	18253N	0599440MO30SM	5761N
2500LC	7138N	5000816041	18375N	513210050000	18113N	0599540MO30SM	5760N
2500LC	7256N	5000822346	18113N	Still		0599540MO30SM	5760N
2500LC	7262N	5001000061	18113N	524509	12585N	1146340MO30SM	5761N
2500LC	7266N	5001837972	12585N	Suzuki		1146340MO30SM	5761N
2500LC	7612N	5001838198	23502N	31400-82Z10	11256N	1250740MO30SM	5761N
2500LC	7940N	5001847428	30028N	31400-82Z20	11256N	1250740MO30SM	5761N
45-100	9112R	5001853713	30740N	Talbot		1574440MO30SM	5766N
45-114	9112R	5001866702	33311N	551503093	18364N	1574440MO30SM	5766N
45-186	9112R	5010217215	18931N	Teledyne		1574540MO30SM	5766N
45-25	9112R	5010217961	12585N	TMD-13M501	17392N	1635340MO30SM	5761N
45-26	9112R	5010252192	12571N	TMD-13M502	17392N	1635340MO30SM	5761N
45-30	9112R	5010306007	23502N	Thermo King		1819040MO30SM	5757N
45-30	9112R	5010306413	30127N	3185C37G01	6576N	1819040MO30SM	5757N
45-46	9112R	5010306592	30740N	3D97252G01	8329N	1819040MO30SM	5757N
45-82	9112R	5010306710	23502N	44-8996	8329N	1819140-M030SM	5915N
858780GB	18371N	5010306777	30028N	Thomas Built Buses		4733040-M030SM	5756N
860500GB	18931N	5010306801	23502N	61230354	19551N	5213140-M030SM	5757N
860500GB	18956N	5010306910	30028N	61230355	19551N	5213140MO30SM	5757N
860506GB	18375N	5010347544	12377N	61230359	18989N	5665740-M030SM	5760N
860508GB	18113N	5010390082	12377N	61230709	18507N	5665740-MO30SM	5760N
860511GB	18392N	5010480196	30740N	61230710	19551N	5665940MO30SM	5766N
860512GB	18376N	5010480196	30740N	61230712	18508N	5666140-M030SM	5761N
860804GB	12599N	5010480435	30028N	61230714	18554N	5666240-M030SM	5757N
860804GB	23877N	5010508380	30740N	61231341	18554N	5666240MO30SM	5757N
8LHP2170E	8410N	5010508443	30127N	61231352	19550N	5666340-M030SM	5915N
AV1144S3001	12585N	5010589525	12599N	Toro		5666640-M030SM	5756N
GJC7001	9112R	5010589555	12599N	92-7260	5756N	5666740-M030SM	5766N
GJC7002	9112R	5830000632	30028N	KH10187	5756N	SM05994	5761N
GJC7008	9112R	6000102270	17074N	Torpedo		SM05995	5760N
GJC7012	9112R	6000102394	17074N	0212321	17074N	SM11463	5761N
GJC7013	9112R	6005003155	17074N	212321	17074N	SM12507	5761N
GJC7401	9112R	6005003156	17074N	0212403	17073N	SM15701	5761N
GJM7001	9112R	6005016395	17074N	212403	17073N	SM15744	5766N
GJM7004	9112R	7420409228	12599N	Towmotor		SM15745	5766N
GJM7401	9112R	7420466317	23877N	86385	7122N	SM16353	5761N
GJP7202	9112R	7420732977	33311N	87857	7122N	SM17705	5757N
GJP7402	9112R	7420853850	12599N	308591	7127-12N	SM18190	5915N
GJP7402A	9112R	RVI		Towmotor		SM47330	5756N
GJP7402D	9112R	25841044	30127N	86385	7122N	SM56657	5760N
M100R2014SE	17075N	5000791211	30127N	87857	7122N	SM56659	5766N
M90R3538SE	33311N	5001014221	30127N	308591	7127-12N	SM56661	5761N
M90R3539SE	30028N	5001859572	30127N	Towmotor		SM56662	5757N
M90R3540SE	30740N	5010090370	30127N	86385	7122N		
M90R3547SE	18392N	5010090683	30127N	87857	7122N		
M90R3547SE	19538N	5010306143	30127N	308591	7127-12N		
M93R3004SE	17073N	5010306413	30127N				
MDA3946	8003N	5010508443	30127N				
MS1-401A	19153N	Saab					
MS1-401A	3745N	15-22-5927	8302N-6G2				
MS1-401A	6370N	15-22-6003	8292N				
MS1-401A	6552N						
MS1-410A	3339N						
MS1-410A	3948N						
MS1-410A	6360N						

INTERCHANGE

INTERCHANGE

OEM No.	Part No.	OEM No.	Part No.	OEM No.	Part No.	OEM No.	Part No.
United Technologies		Valeo Tech		Volvo		Volvo	
SM56663	5915N	551399	18029N	3579224	7024N	VOE9008156817	12596N
SM56666	5756N	558444	12585N	3581774	17316N		
SME12A11	5761N	565652	12585N	3803639	12599N	Volvo-Penta	
SMH12A102	5761N	565660	12596N	3945661	3974N	829527	17316N
SMH12A2	5761N	566103	18392N	3963143	12596N	859252	17316N
SMH12A201	5761N	566127	12585N	3964839	18392N	1359119	17316N
SMH12A3	5760N	566715	23502N	3978044	18957N	1367049	17316N
SMH12A4	5761N	567133	12596N	3978710	18956N	1541457	17316N
SMH12A5	5760N	567806	18360N	3986428	12596N	3581774	17316N
		568070	18364N	3986429	12596N	3803118	17316N
Universal Marine		568272	30107N	4776105	18931N	3803200	17316N
262937	4149R	568489	12388N	5001679	12443N	3803386	17316N
299096	4149R	570309	30115N	5001680	18931N	3854190-0	3268N
299512	17354N	572532	18929N	5001683	18253N	829527-1	17316N
301295	17354N	574430	19722N	5001759	17316N	859252-9	17316N
		574706	12388N	5001867	16445N	859252X	17316N
		575737	30110N	5003027	18253N		
		585197	30128N	5003028	18931N	Western Star	
433002	14390N	585420	30111N	5003312	18376N	802010004	7262N
434017	12169N	600239	30107N	5003349	12293N	802010018	7612N
434035	12615N	600241	12388N	5003350	18929N	802010021	7255N
436038	16445N	600322	23502N	5003398	12571N	802013403	7138N
436077	17074N	600337	30127N	6205473	14390N	802013404	7138N
436077	17075N	625590	12596N	6209190	17073N	802013413	7612N
436086	18371N	625592	12596N	6779261	12293N	802013415	7612N
436269	14390N	628469	12596N	6886493	12443N	820013408	4930N
436428	12585N	630988	30028N	7240340	18931N	820013409	4930N
437621	12384N	2543443	11457N	8113055	12596N	820013417	3905N
438039	18376N	2585798	12387N	8113165	18392N	820013422	6356N
455527	17106N	2606353A	11256N	8113258	12596N	820013427	6356N
455528	18371N	2650538A	11256N	8113860	18957N	820013433	6370N
455529	18371N	2653016SP	13860N	8113911	12293N	820013435	6907N
455529	19722N	A564523R	18253N	8113912	12571N	820013436	6516N
455531	18113N			8113918	18392N	02-7014930	7612N
455532	30115N			8113919	18929N	02-7014931	7612N
455538	18376N			8136817	12596N	02-7014933	7136N
455539	18931N	Versatile		8144401	12596N	02-7014934	7136N
455540	18931N	89332	16990N	8156816	12596N		
455621	17106N	104668	16990N	8156817	12596N	White	
455622	30104N	V102746	4930N	8192965	18956N	1227413	6410N-PT
455627	18929N	V60510	7262N	8521761	12596N	027013152	7612N
2522976	14390N	V60510	7940N	9156816	12596N	402505510	7612N
2650538	11256N	V61094	4930N	9519360	12377N	802010019	7612N
2653016	13860N	V90562	6356N	9520621	12377N	3034804291	6573N
2940526	14390N	V90563	6356N	9521761	12596N	02-7023152	7612N
D7R43	18360N			11031126	18931N	101-419AS	6576N
D7R46	18360N	Volvo		111700134	12599N	10A18920	3339N
D9R116	17316N	18931N	18931N	111700134	12599N	158-776AS	6410N-PT
D9R144	17316N	240504	18253N	11170321	12599N	20-70000400	3339N
TG15C113	11256N	317821	12596N	11170321	12599N	20-7000386	6576N
TG15S096	13860N	420780	18931N	12709015	18250N	20-7000400	3339N
TG15S096SP	13860N	465929	18253N	20397219	33311N	20-7000409	7122N
TG15S147	11256N	465930	18931N	20402404	12388N	30-3066940	3339N
TG23C019	11457N	477049	18376N	20409228	12599N	30-3110486	3339N
TM000A08701	18242N	562752	12377N	20409240	23877N	30-3123383	6576N
TM000A15001	17037N	679445	14391N	20409420	23877N	30-3212645	3339N
TM000A19101	17578N	1089861	12293N	20430564	19538N	30-3496260-2	7853N
		1089862	12571N	20466315	12599N	40-2500450	17392N
		1096757	12596N	20520903	6914N	V1114238	4930N
		1096758	12596N	20741686	23868N	V1114241	3974N
097224	17316N	1100127	12443N	20849349	12599N	V1114243	3745N
184202	17316N	1257325	16445N	20849350	12599N	V1114249	6356N
432644	18360N	1257938	16445N	20849351	23877N	V1114251	6370N
438032	18113N	1542195	17316N	21001797	19536N	V1114255	7262N
438033	19784N	1545417	17316N	21067513	18957N	V1114257	7256N
438034	18375N	1547049	18392N	21477589	18957N	V1114259	7262N
438049	18929N	1556955	18929N	85000087	19538N	V1114260	7138N
438208	30028N	1578140	12443N	85000446	18957N	V1114261	7138N
439609	11457N	1607362	12293N	85000478	12596N	V1114263	7255N
455522	19784N	1621048	12571N	85000479	12596N	V1114265	7254N
		1638187	18929N	85000626	12599N	V1114266	7252N
		1676800	18929N	85000628	23877N	V1114267	7255N
		1676816	18929N	85000629	23877N	V1114938	4930N
097224	17316N	3033180	12615N	4778060-6	18253N	V1115303	6370N
184202	17316N	3095060	18392N	LN M105302	6919N	V1117560	7255N
188486	17316N	3134769	6395N	VOE9003986428	12596N		
188873	18360N	3579222	7509N				
191851	18360N						

INTERCHANGE

INTERCHANGE

OEM No.	Part No.	OEM No.	Part No.	OEM No.	Part No.	OEM No.	Part No.
	White		Wilson		Wilson		Wilson
V1119906	7612N	90-01-4074	7681N	90-01-4263	7687N	90-01-4492	8607N
V1119907	7612N	90-01-4074	7685N	90-01-4263N	7687N	90-01-4493	8607N
		90-01-4074	8027N	90-01-4267	8078N	90-01-4493N	8607N
	Wilson	90-01-4074N	7681N	90-01-4270	8078N	90-01-4495	8609N
90-01-3028	7255N	90-01-4074N	7685N	90-01-4270N	8078N	90-01-4496	8607N
90-01-3028N	7255N	90-01-4074N	8027N	90-01-4271	8092N	90-01-4497	8608N
90-01-3030	7254N	90-01-4077	8066N	90-01-4271N	8092N	90-01-4498	8608N
90-01-3030N	7254N	90-01-4082	7853N	90-01-4272	8092N	90-01-4499	8608N
90-01-3031	7255N	90-01-4083	7252N	90-01-4272N	8092N	90-01-4500	8608N
90-01-3032	7254N	90-01-4087	7955-7N	90-01-4275	7684N	90-01-4506	8612N
90-01-3052	7122N	90-01-4087N	7955-7N	90-01-4276	7684N	90-01-4507	8610N
90-01-3052N	7122N	90-01-4093	8027N	90-01-4276N	7684N	90-01-4507N	8610N
90-01-3068	7122N	90-01-4093N	8027N	90-01-4280	7903-11R	90-01-4509	8612N
90-01-3068N	7122N	90-01-4105	7681N	90-01-4281	7676N	90-01-4511	8607N
90-01-3070	7157MN	90-01-4105N	7681N	90-01-4295	8073N	90-01-4511N	8607N
90-01-3071	7138N	90-01-4109	7644N	90-01-4297	8076N	90-01-4512	8608N
90-01-3071N	7138N	90-01-4109	7685N	90-01-4297N	8076N	90-01-4512N	8608N
90-01-3085	7127-SEN	90-01-4111	8028N	90-01-4299	8432N	90-01-4513	8609N
90-01-3086	7136N	90-01-4111N	8028N	90-01-4299N	8432N	90-01-4513N	8609N
90-01-3086N	7136N	90-01-4113	8027N	90-01-4304	8216N	90-01-4514	8613N
90-01-3093	7256N	90-01-4113N	8027N	90-01-4304N	8216N	90-01-4514N	8613N
90-01-3093N	7256N	90-01-4118	7971N	90-01-4306	8066N	90-01-4515	8612N
90-01-3094	7262N	90-01-4118N	7971N	90-01-4306N	8066N	90-01-4516	8614N
90-01-3094N	7262N	90-01-4119	7971N	90-01-4328	8609N	90-01-4518	8364N
90-01-3097	7263N	90-01-4119N	7971N	90-01-4328N	8609N	90-01-4519	8720N
90-01-3097N	7263N	90-01-4140	7901-2N	90-01-4329	8096N	90-01-4519N	8720N
90-01-3099	7252N	90-01-4140N	7901-2N	90-01-4329N	8096N	90-01-4521	8704N
90-01-3099N	7252N	90-01-4141	7901-11R	90-01-4331	8092N	90-01-4521N	8704N
90-01-3100	7197N	90-01-4141N	7901-11R	90-01-4331N	8092N	90-01-4524	8490-3N
90-01-3100N	7197N	90-01-4152	8003N	90-01-4344	8609N	90-01-4527	8495-3N
90-01-3102	7175N	90-01-4152N	8003N	90-01-4344N	8609N	90-01-4527	8301N
90-01-3106	7127-3N	90-01-4154	7965N	90-01-4385	8292N	90-01-4558N	8301N
90-01-3106N	7127-3N	90-01-4154	7975N	90-01-4385N	8292N	90-01-4569	8707N
90-01-3107	7157MN	90-01-4154N	7965N	90-01-4391	8362N	90-01-4569N	8707N
90-01-3108	7157MN	90-01-4154N	7975N	90-01-4391N	8362N	90-01-4576	8718N
90-01-3108N	7157MN	90-01-4169	8160-7N	90-01-4392	8362N	90-01-4576N	8718N
90-01-3109	7134-3N	90-01-4169N	8160-7N	90-01-4393	8362N	90-01-4577	8719N
90-01-3117	7850N	90-01-4171	7254N	90-01-4393N	8362N	90-01-4577N	8719N
90-01-3117N	7850N	90-01-4171N	7254N	90-01-4394	8560N	90-01-4583	7134-9N
90-01-3123	7176N	90-01-4172	7255N	90-01-4403	8490-9N	90-01-4583N	7134-9N
90-01-3123N	7176N	90-01-4172N	7255N	90-01-4403N	8490-9N	90-01-4589	7134-9N
90-01-3127	7266N	90-01-4173	8066N	90-01-4404	8492-9N	90-01-4591	7127-9N
90-01-3127N	7266N	90-01-4174	8066N	90-01-4404N	8492-9N	90-01-4591N	7127-9N
90-01-3136	7134-3N	90-01-4174N	8066N	90-01-4411	8576N	90-01-4593	7294-9N
90-01-3136N	7134-3N	90-01-4175	8003N	90-01-4415	8292N	90-01-4596	7287-12N
90-01-3141	7127-12N	90-01-4178	8165-11N	90-01-4415N	8292N	90-01-4599	7287-9N
90-01-3141N	7127-12N	90-01-4179	8165-7N-6G	90-01-4432	8609N	90-01-4599N	7287-9N
90-01-3145	7294-3N	90-01-4180	8165-3N	90-01-4432N	8609N	90-01-4601	7287-12N
90-01-3147	7273-RR	90-01-4182	8167-11N	90-01-4433	7294-12N	90-01-4601N	7287-12N
90-01-3147N	7273-RR	90-01-4186	7644N	90-01-4447	8707N	90-01-4603	7287-9N
90-01-3151	7853N	90-01-4191	8165-11N	90-01-4447N	8707N	90-01-4603N	7287-9N
90-01-3151N	7853N	90-01-4197	7802-11N-5G	90-01-4448	8490-3N	90-01-4609	7294-3N
90-01-3156	7297N	90-01-4199	7802-11N-5G	90-01-4448N	8490-3N	90-01-4609N	7294-3N
90-01-3156N	7297N	90-01-4202	7802-3N	90-01-4449	8489N	90-01-4611	7294-9N
90-01-3157	7297N	90-01-4202N	7802-3N	90-01-4449N	8489N	90-01-4611N	7294-9N
90-01-3157N	7297N	90-01-4208	7960N	90-01-4450	8707N	90-01-4618	7861-11N-4G
90-01-3158	7254N	90-01-4218	7977N	90-01-4450N	8707N	90-01-4619	7861-11N-4G
90-01-3171	7294-12N	90-01-4222	7918-7R	90-01-4456	8302N-6G2	90-01-4621	7901-11R
90-01-3171N	7294-12N	90-01-4222N	7918-7R	90-01-4456N	8302N-6G2	90-01-4621N	7901-11R
90-01-3187	7287-12N	90-01-4224	8163-2R	90-01-4459	8609N	90-01-4625	8216N
90-01-3187N	7287-12N	90-01-4224N	8163-2R	90-01-4464	8701N	90-01-4625N	8216N
90-01-4057	7940N	90-01-4237	8214-11R	90-01-4464N	8701N	90-01-4628	7802-11N-5G
90-01-4057N	7940N	90-01-4237N	8214-11R	90-01-4465	8704N	90-01-4628N	7802-11N-5G
90-01-4058	7681N	90-01-4241	8219N	90-01-4465N	8704N	90-01-4631	7861-11N-6G
90-01-4058N	8027N	90-01-4241N	8219N	90-01-4467	8704N	90-01-4631N	7861-11N-6G
90-01-4058N	7681N	90-01-4246	8206N	90-01-4467N	8704N	90-01-4631N	8165-11N
90-01-4058N	8027N	90-01-4246N	8206N	90-01-4470	8364N	90-01-4632	6907N
90-01-4072	7644N	90-01-4251	8219N	90-01-4473	8609N	90-01-4634	7861-11N-6G
90-01-4072	7685N	90-01-4251N	8219N	90-01-4473N	8609N	90-01-4634N	7861-11N-4G
90-01-4072	7685N-1	90-01-4254	8209N	90-01-4474	8609N	90-01-4634N	7861-11N-6G
90-01-4072N	7644N	90-01-4254N	8209N	90-01-4475	8607N	90-01-4634N	8165-11N
90-01-4072N	7685N	90-01-4260	8081N	90-01-4477	8540N	90-01-4641	7802-11N-5G
90-01-4072N	7685N-1	90-01-4260N	8081N	90-01-4478	8607N	90-01-4646	7861-7N-6G
90-01-4073	8003N	90-01-4262	8083N	90-01-4484	8490-9N	90-01-4646N	7861-7N-6G
90-01-4073N	8003N	90-01-4262N	8083N	90-01-4488	8495-3N	90-01-4646N	8165-7N-6G

INTERCHANGE

INTERCHANGE

OEM No.	Part No.	OEM No.	Part No.	OEM No.	Part No.	OEM No.	Part No.
	Wilson		Wilson		Wilson		Wilson
90-01-4647	7861-7N-6G	90-02-5092	7796N	90-03-2027	7024N	90-15-6422	12384N
90-01-4650	7977N	90-02-5092N	7796N	90-03-2031	7509N	90-15-6423	12384N
90-01-4650N	7977N	90-02-5094	7798N	90-03-2034	7509N	90-15-6423N	12384N
90-01-4653	7861-7N-6G	90-02-5094N	7798N	90-03-2063	14789N	90-15-6424	12490N
90-01-4654	7802-3N	90-02-5095	7797N	90-03-2064	7552	90-15-6424N	12490N
90-01-4654N	7802-3N	90-02-5095N	7797N	90-04-7020	7612N	90-15-6432	11076N
90-01-4661	7861-7N-6G	90-02-5096	7799N	90-04-7020N	7612N	90-15-6432N	11076N
90-01-4662	7861-11N-4G	90-02-5096N	7799N	90-04-7021	7612N	90-15-6434	13987N
90-01-4662N	7861-11N-4G	90-02-5108	7776N	90-04-7021N	7612N	90-15-6434N	13987N
90-01-4663	7802-11N-1G	90-02-5121	8262N	90-04-7039	7613N	90-15-6436	13874N
90-01-4663	7802-11N-5G	90-02-5121N	8262N	90-04-7039	7613N-LC	90-15-6436	13920N
90-01-4663N	7802-11N-1G	90-02-5123	8316N	90-04-7039N	7613N	90-15-6441	12388N
90-01-4663N	7802-11N-5G	90-02-5123N	8316N	90-04-7039N	7613N-LC	90-15-6444	12389N
90-01-4665	7802-11N-6G	90-02-5124	8317N	90-04-7046	7767N	90-15-6446	12387N
90-01-4665N	7802-11N-6G	90-02-5124N	8317N	90-04-7051	7610N	90-15-6447	13823N
90-01-4665N	8167-11N	90-02-5132	8306N	90-04-7053	7772N	90-15-6448	13917N
90-01-4666	7802-11N-5G	90-02-5132N	8306N	90-04-7053N	7772N	90-15-6451	11075N
90-01-4666N	7802-11N-5G	90-02-5133	8306N	90-04-7055	8663N	90-15-6451N	11075N
90-01-4672	7802-3N	90-02-5136	8310N	90-04-7055N	8663N	90-15-6455	11076N
90-01-4673N	8165-3N	90-02-5136N	8310N	90-04-7058	8320N	90-15-6465N	11076N
90-01-4679	8227N	90-02-5139	8307N	90-04-7058N	8320N	90-15-6494	12599N
90-01-4679N	8227N	90-02-5139N	8307N	90-04-7062	8322N	90-15-6528	12385N
90-01-4682	8292N	90-02-5156	8479N	90-04-7064	8654N	90-15-6529	11217N
90-01-4685	8247N	90-02-5156N	8479N	90-04-7097	8681N	90-15-6532	11234N
90-01-4685N	8247N	90-02-5158	8478N	90-04-7100	8658N	90-15-6532N	11234N
90-01-4686	7122N	90-02-5158N	8478N	90-04-7101	8676N	90-15-6537	11235N
90-01-4705	8247N	90-02-5184	7705-12N	90-04-7103	8673N	90-15-6542	13184N
90-01-4705N	8247N	90-02-5185	7705-3N	90-04-7104	8674N	90-15-6562	13766N
90-01-4706	8302N-6G2	90-02-5186	7078N	90-04-7104N	8674N	90-15-6569N	12491N
90-02-5002	7051R	90-02-5187	7705-12N	90-04-7105	8681N	90-15-6570N	12715N
90-02-5012	7058N	90-02-5187N	7705-12N	90-05-9124	8329N	90-15-6571N	12716N
90-02-5014	7069	90-02-5188	7705-3N	90-05-9154	7483N	90-15-6573	11233N
90-02-5016	7069	90-02-5188N	7705-3N	90-05-9172	8050N	90-15-6575	11239N
90-02-5016N	7069	90-02-5189	7744-2N	90-05-9220	8410N	90-15-6611	12615N
90-02-5019	7705-9N	90-02-5189N	7744-2N	90-05-9252	8614N	90-15-6612	12293N
90-02-5021	7705-9N-6G	90-02-5190	7745-2N	90-05-9253	8329N	90-15-6616	13874N
90-02-5021N	7705-9N	90-02-5190N	7745-2N	90-05-9254	8410N	90-15-6617	11076N
90-02-5021N	7705-9N	90-02-5194	7749-3N-6G2	90-05-9254N	8410N	90-22-5590	11256N
90-02-5021N	7705-9N-6G	90-02-5194N	7749-3N-6G2	90-05-9280	8410N	90-22-5616	11457N
90-02-5029	7078N	90-02-5196	7756-3N-2G	90-05-9280N	8410N	90-23-6517	12169N
90-02-5029N	7058N	90-02-5196N	7756-3N-2G	90-05-9294	8410N	90-23-6517N	12169N
90-02-5029N	7078N	90-02-5197	7756-3N-6G2	90-05-9295	8410N	90-23-6521	13193N
90-02-5031	7712N	90-02-5197N	7756-3N-6G2	90-05-9304	8329N	90-23-6534	12596N
90-02-5032	7712N	90-02-5198	7764N-8G	90-05-9304N	8329N	90-23-6534N	12596N
90-02-5040	7745-10N	90-02-5198N	7764N-8G	90-15-6091	7127-12N	90-25-1064	14735N
90-02-5040N	7745-10N	90-02-5199	7768N-8G	90-15-6096	14390N	90-25-1089	12097N
90-02-5041	7745-10N	90-02-5199N	7768N-8G	90-15-6096N	14390N	90-25-1105	12234N
90-02-5041N	7745-10N	90-02-5200	7768N-7G	90-15-6125	14789N	90-25-1105	12235N
90-02-5045	7745-2N	90-02-5200N	7768N-7G	90-15-6138	14391N	90-25-1144	12336N
90-02-5045N	7745-2N	90-02-5202	7791N	90-15-6164	13193N	90-25-1144N	12336N
90-02-5056	7749-3N-6G1	90-02-5202N	7791N	90-15-6164N	13193N	90-25-1145	12335N
90-02-5056N	7749-3N-6G1	90-02-5207	8429N	90-15-6199	14391N	90-25-1145N	12335N
90-02-5059	7755-3N	90-02-5207N	8429N	90-15-6224	12169N	90-25-1148	12536N
90-02-5059N	7755-3N	90-02-5211	7705-9N	90-15-6224N	12169N	90-27-3135	12075N
90-02-5060	7750N-6G2	90-02-5212	7744-2N	90-15-6292	13193N	90-27-3135N	12075N
90-02-5060N	7750N-6G2	90-02-5212N	7744-2N	90-15-6301	12164N	90-27-3200	12308N
90-02-5061	7764N-6G	90-02-5213	7745-2N	90-15-6307	12571N	90-27-3200N	12308N
90-02-5061N	7764N-6G	90-02-5213N	7745-2N	90-15-6310	13920N	90-27-3333	11343N
90-02-5064	7756-3N-6G1	90-02-5214	7749-3N-2G	90-15-6310N	13920N	90-27-3378	11272N
90-02-5064N	7756-3N-6G1	90-02-5216	7750N-6G1	90-15-6320	13860N	90-27-3380	11274R
90-02-5065	7768N-6G1	90-02-5216N	7750N-6G1	90-15-6320N	13860N	90-29-5092	13184N
90-02-5065N	7768N-6G1	90-02-5217	7744-2N	90-15-6354	13823N	90-29-5110	13245N
90-02-5071	7778-3N	90-02-5217N	7744-2N	90-15-6391	12615N	90-29-5110	13312N
90-02-5071N	7778-3N	90-02-5219	8308N	90-15-6392	12377N	90-29-5110	13353N
90-02-5076	7776N	90-02-5219N	8308N	90-15-6403	12615N	90-29-5110N	13184N
90-02-5076N	7776N	90-02-5220	7764N-6G	90-15-6404	12615N	90-29-5110N	13245N
90-02-5081	7749-11N	90-02-5221	7768N-6G2	90-15-6406	12615N	90-29-5110N	13312N
90-02-5081N	7749-3N-2G	90-02-5221N	7768N-6G2	90-15-6409	12596N	90-29-5110N	13353N
90-02-5081N	7749-11N	90-02-5227	8473N	90-15-6410	12585N	90-29-5110N	13354N-7G1
90-02-5082	7749-11N	90-02-5227N	8473N	90-15-6411	12596N	90-29-5110N	13354N-7G2
90-02-5082N	7749-11N	90-02-5230	8477N	90-15-6413	12596N	90-29-5111	13313N
90-02-5084	7790N	90-02-5237	7768N-6G1	90-15-6420	13985N	90-29-5111	13313N-0G
90-02-5084N	7790N	90-02-5238	8522N	90-15-6420N	13985N	90-29-5112	13301N
90-02-5090	7785N	90-03-2004	7006R	90-15-6421	12382N	90-29-5112	13453N
90-02-5090N	7785N	90-03-2007	7007R	90-15-6421N	12382N	90-29-5112N	13301N

INTERCHANGE

INTERCHANGE

OEM No.	Part No.	OEM No.	Part No.	OEM No.	Part No.	OEM No.	Part No.
	Wilson		Wilson		Wilson		Wilson
90-29-5112N	13313N	91-01-3832	3533R	91-01-4122	6907N	91-01-4361	6582N
90-29-5112N	13313N-0G	91-01-3832N	3533R	91-01-4131	3745N	91-01-4361N	6582N
90-29-5112N	13453N	91-01-3836	3689N	91-01-4134	6907N	91-01-4365	6582N
90-29-5114	13184N	91-01-3839	3510N	91-01-4137	3745N	91-01-4365N	6582N
90-29-5114	13220N	91-01-3839N	3510N	91-01-4138	3948N	91-01-4366	6583N
90-29-5114N	13184N	91-01-3850	3510N	91-01-4140	6391N-PT	91-01-4370	6594N
90-29-5114N	13220N	91-01-3850N	3510N	91-01-4141	6410N-PT	91-01-4370N	6594N
90-29-5357	13766N	91-01-3864	3689N	91-01-4143	6359N-PT	91-01-4378	6602N
90-29-5357N	13766N	91-01-3864N	3560R	91-01-4143N	6359N-PT	91-01-4378N	6602N
90-29-5358	13824N	91-01-3864N	3689N	91-01-4148	6382N-PT	91-01-4379	6907N
90-29-5358N	13824N	91-01-3865	4174N	91-01-4152	6516N	91-01-4382	6449N
90-29-5359	13823N	91-01-3865N	4174N	91-01-4152N	6516N	91-01-4382N	6449N
90-29-5359N	13823N	91-01-3867	3601R	91-01-4158	6360N	91-01-4391	6483N
90-29-5372	13911N	91-01-3867N	3601R	91-01-4158	6363N	91-01-4391N	6483N
90-29-5372N	13911N	91-01-3868	3633N	91-01-4159	6370N	91-01-4396	6613N
90-29-5438	12670N	91-01-3868N	3633N	91-01-4161	6371N	91-01-4396N	6613N
90-29-5438N	12670N	91-01-3869	4038N	91-01-4161	6907N	91-01-4400	3948N
90-29-5483	13874N	91-01-3869N	4038N	91-01-4163	6907N	91-01-4400	6360N
90-29-5483N	13874N	91-01-3870	3838N	91-01-4163N	6907N	91-01-4400N	3948N
90-29-5500	13920N	91-01-3876	6313N	91-01-4164	3745N	91-01-4400N	6360N
90-29-5571	13988R	91-01-3876N	6313N	91-01-4165	6348N-PT	91-01-4403	6516N
90-29-5571N	13988R	91-01-3880	3689N	91-01-4166	6356N	91-01-4407	6777N
90-29-5618	11298R	91-01-3881	3689N	91-01-4167	6380N-PT	91-01-4409	6504N-PT
90-29-5649	12670N	91-01-3881N	3689N	91-01-4167	6907N	91-01-4409N	6504N-PT
90-29-5658	13353N	91-01-3882	3510MN	91-01-4168	6348N-PT	91-01-4411	6566N
90-29-5658	13354N-7G1	91-01-3882N	3510MN	91-01-4169	6398N-PT	91-01-4411N	6566N
90-29-5658	13354N-7G2	91-01-3884	3733N	91-01-4169HD	6398N-PT	91-01-4412	6394N
90-29-5664	13910N	91-01-3884N	3733N	91-01-4169N	6398N-PT	91-01-4412N	6394N
90-29-5664N	13910N	91-01-3887	6469N	91-01-4210	6576N	91-01-4425	6356N
90-29-5676	13742N	91-01-3894	17037N	91-01-4236	6575N	91-01-4425	6513N
90-29-5676N	13742N	91-01-3894N	17037N	91-01-4256	6575N	91-01-4428	4930N
90-29-5695	11290R	91-01-3898	6468N	91-01-4257	6571N	91-01-4429	6359N-PT
90-29-5696	11291R	91-01-3909	3838N	91-01-4257N	6571N	91-01-4447	6263N
90-29-5698	11293R	91-01-3909N	3838N	91-01-4260	6575N	91-01-4447N	6263N
90-29-5714	11378R	91-01-3910	3510MN	91-01-4260N	6575N	91-01-4455	6297N-PT
90-29-5735	11432R	91-01-3919	6313N	91-01-4264	6576N	91-01-4455N	6297N-PT
90-29-5747	13302N	91-01-3919N	6313N	91-01-4278	6907N	91-01-4458	6552N
90-29-5747N	13302N	91-01-3922	6330N	91-01-4285	6380N-PT	91-01-4458	6553N
90-36-9502	12140N	91-01-3922N	6330N	91-01-4285N	6380N-PT	91-01-4458N	6552N
90-36-9502N	12140N	91-01-3924	6407N	91-01-4287	6398N-PT	91-01-4458N	6553N
91-01-3622	3974N	91-01-3924N	6407N	91-01-4291	6907N	91-01-4459	6919N
91-01-3622	6924N	91-01-3926	6468N	91-01-4295	6513N	91-01-4460	6924N
91-01-3667	6924N	91-01-3926N	6468N	91-01-4295N	6513N	91-01-4463	6464N
91-01-3678	3630R	91-01-3927	6469N	91-01-4296	6554N	91-01-4463N	6464N
91-01-3700	3745N	91-01-3927N	6469N	91-01-4296N	6554N	91-01-4464	6452NM
91-01-3701	3974N	91-01-3930	6416N	91-01-4302	6907N	91-01-4464N	6452NM
91-01-3701	6924N	91-01-3930N	6416N	91-01-4306	6907N	91-01-4465	6295N
91-01-3702	3339N	91-01-3932	6415N	91-01-4307	6505N-PT	91-01-4465N	6295N
91-01-3703	3948N	91-01-3932N	6415N	91-01-4309	6571N	91-01-4466	6919N
91-01-3706	4162N	91-01-3948	4930N	91-01-4309N	6571N	91-01-4466N	6919N
91-01-3706N	4162N	91-01-3948N	4930N	91-01-4310	6576N	91-01-4470	6375N
91-01-3736	4149R	91-01-4003	6380N-PT	91-01-4313	6573N	91-01-4470N	6375N
91-01-3754	6924N	91-01-4024	3288N	91-01-4313N	6573N	91-01-4475	6492N
91-01-3767	4930N	91-01-4024N	3288N	91-01-4314	6575N	91-01-4475N	6492N
91-01-3769	4897N	91-01-4040	3339N	91-01-4330	6576N	91-01-4484	6907N
91-01-3769N	4897N	91-01-4042	3945N	91-01-4330N	6576N	91-01-4485	6924N
91-01-3771	3745N	91-01-4045	3745N	91-01-4331	6356N	91-01-4487	6913N
91-01-3774	6924N	91-01-4048	6924N	91-01-4331	6924N	91-01-4487N	6913N
91-01-3777	6919N	91-01-4049	3290N	91-01-4331N	6356N	91-01-4490	6630N
91-01-3780	3720R	91-01-4051	6573N	91-01-4331N	6924N	91-01-4490N	6630N
91-01-3780	6410N-PT	91-01-4055	6919N	91-01-4332	6410N-PT	91-01-4494	6485N
91-01-3780N	3720R	91-01-4068	6575N	91-01-4333	6382N-PT	91-01-4494N	6485N
91-01-3780N	6410N-PT	91-01-4078	3745N	91-01-4333	6410N-PT	91-01-4495	6489N
91-01-3782	3745N	91-01-4082	6575N	91-01-4334	6907N	91-01-4495N	6489N
91-01-3784	3974N	91-01-4084	6359N-PT	91-01-4334N	6907N	91-01-4500	6907N
91-01-3789	6924N	91-01-4086	6924N	91-01-4337	6395N	91-01-4508	6511N
91-01-3791	6907N	91-01-4087	6907N	91-01-4339	6380N-PT	91-01-4508	6513N
91-01-3793	3974N	91-01-4091	6907N	91-01-4347	3948N	91-01-4508N	6511N
91-01-3802	3631N-PG	91-01-4103	3948N	91-01-4350	6261N	91-01-4508N	6513N
91-01-3802N	3631N-PG	91-01-4104	3974N	91-01-4350N	6261N	91-01-4510	6356N
91-01-3802N	3838N	91-01-4105	3948N	91-01-4354	6595N	91-01-4510N	6356N
91-01-3821	3686N	91-01-4105N	3948N	91-01-4354N	6595N	91-01-4511	6924N
91-01-3821N	3686N	91-01-4107	3905N	91-01-4356	6585N	91-01-4512	6919N
91-01-3825	4038N	91-01-4111	3902N	91-01-4356N	6585N	91-01-4512N	6919N
91-01-3831	3686N	91-01-4111N	3902N	91-01-4357	3702N	91-01-4513	6919N

INTERCHANGE

INTERCHANGE

OEM No.	Part No.	OEM No.	Part No.	OEM No.	Part No.	OEM No.	Part No.
Wilson		Wilson		Wilson		Wilson	
91-01-4513N	6919N	91-01-4633N	6911N	91-02-5824N	3185N	91-15-6944	18253N
91-01-4516N	6489N	91-01-4634N	6919N	91-02-5827	3165N	91-15-6947	17107N
91-01-4517	6603N	91-01-4637	6853N	91-02-5831	3180N	91-15-6953	17309N
91-01-4517N	6603N	91-01-4637N	6853N	91-02-5831N	3153N	91-15-6954	18113N
91-01-4524	6668N	91-01-4638	6513N	91-02-5831N	3180N	91-15-6954N	18113N
91-01-4527	6668N	91-01-4639	6907N	91-02-5833	3185N	91-15-6975	18371N
91-01-4527N	6668N	91-01-4642	6495N	91-02-5833N	3132N	91-15-6975N	18371N
91-01-4528	6924N	91-01-4642N	6495N	91-02-5836	3268N	91-15-7010	18029N
91-01-4535	6371N	91-01-4648	6924N	91-02-5846	3268N	91-15-7010N	18029N
91-01-4535N	6371N	91-01-4648N	6924N	91-02-5846N	3268N	91-15-7013	18931N
91-01-4536	6356N	91-01-4649	6924N	91-02-5857	3267N	91-15-7042	19784N
91-01-4537	6924N	91-01-4649N	6924N	91-02-5857N	3267N	91-15-7053	18931N
91-01-4538	6907N	91-01-4650	6924N	91-02-5860	3241N	91-15-7062	17092N
91-01-4538N	6907N	91-01-4651	6924N	91-02-5860N	3241N	91-15-7062N	17092N
91-01-4539	6516N	91-01-4652	6823N	91-02-5861	3246N	91-15-7063	18250N
91-01-4539N	6516N	91-01-4652	6826N	91-02-5861N	3246N	91-15-7072	17257N
91-01-4543	6907N	91-01-4653	6924N	91-02-5862	3247N	91-15-7072N	17257N
91-01-4543N	6907N	91-01-4653N	6924N	91-02-5862N	3247N	91-15-7103	17785N
91-01-4544	6492N	91-01-4653N	6924N	91-02-5864	6640N	91-15-7162	18360N
91-01-4550	6492N	91-01-4669	6757N	91-02-5864N	6640N	91-15-7162N	18360N
91-01-4550N	6492N	91-01-4669N	6757N	91-02-5865	3234N	91-15-7184	18392N
91-01-4550N	6492NM	91-01-4696	6942N	91-02-5865N	3234N	91-15-7266	17966R
91-01-4551	6907N	91-01-4703	17801N	91-02-5885	6646N	91-15-7274	19036N
91-01-4555	6610N	91-01-4707	6613N	91-02-5885N	6646N	91-17-2508	17092N
91-01-4560	6752N	91-01-4707N	6613N	91-02-5901	6669N	91-17-8886	17643N-OE
91-01-4560N	6752N	91-01-4710	6910N	91-02-5901N	6669N	91-17-8897	18261N
91-01-4561	6911N	91-01-4710N	6910N	91-02-5903	6670N	91-17-8897N	18261N
91-01-4561N	6911N	91-01-4711	6913N	91-02-5903N	6670N	91-19-2500	18029N
91-01-4563	6842N	91-01-4711N	6913N	91-02-5910	6674N	91-19-2502	18029N
91-01-4563N	6842N	91-01-4712	6911N	91-02-5910N	6674N	91-19-2508	17092N
91-01-4564	6610N	91-01-4712N	6911N	91-02-5919	3267N	91-20-3506	17316N
91-01-4564N	6610N	91-01-4713	6912N	91-02-5926	6675N	91-20-3509	17316N
91-01-4565	6410N-PT	91-01-4713N	6912N	91-03-2802	3252R	91-23-6528	17075N
91-01-4565N	6410N-PT	91-01-4714	6914N	91-03-2803	3248R	91-23-6528N	17075N
91-01-4566	6807N	91-01-4714N	6914N	91-03-2806	17466N	91-23-6535	17073N
91-01-4566N	6807N	91-01-4719	3838N	91-03-2807	17466N	91-23-6535N	17073N
91-01-4571	6494N	91-01-4721	3627R	91-04-7806	17037N	91-25-1087	18059N
91-01-4571N	6494N	91-01-4722	3560R	91-04-7807	6573N	91-25-1154	18215N
91-01-4572	6803N	91-01-4723	3725R	91-04-7812	6613N	91-25-1158	17801N
91-01-4572N	6803N	91-01-4723N	3725R	91-04-7813	6919N	91-25-1158N	17801N
91-01-4580	6840N	91-01-4729	18364N	91-04-7817	6924N	91-25-1161	18059N
91-01-4580N	6840N	91-01-4729	6605N	91-04-7819	6924N	91-25-1161N	18059N
91-01-4588	6844N	91-01-4737	6970N	91-04-7823	6919N	91-27-3039	17037N
91-01-4588N	6844N	91-01-4746	6919N	91-04-7825	6919N	91-27-3039N	17037N
91-01-4593	6841N	91-01-4747	6911N	91-04-7826	6924N	91-27-3152	18242N
91-01-4593N	6841N	91-01-4748	6913N	91-04-7831	6924N	91-27-3152N	18242N
91-01-4597	6843N	91-01-4749	6910N	91-09-1005	5761N	91-27-3156	17578N
91-01-4597N	6843N	91-01-4750	6907N	91-09-1005N	5761N	91-27-3156N	17578N
91-01-4598	6843N	91-01-4751	6919N	91-09-1006	5760N	91-27-3170	17577N
91-01-4598N	6843N	91-01-4759N	6924N	91-09-1006N	5760N	91-27-3170N	17577N
91-01-4602	6667N	91-01-4760N	6907N	91-09-1018	5766N	91-27-3287	18241N
91-01-4606	6819N	91-01-4761N	6919N	91-09-1018N	5766N	91-27-3289	19842N
91-01-4606N	6819N	91-01-4762N	6823N	91-09-1022	5757N	91-27-3289N	19842N
91-01-4607	6831N	91-01-4763N	6837N	91-09-1022N	5757N	91-27-3292	18971N
91-01-4607N	6831N	91-02-5785	3103N	91-09-1023	5915N	91-27-3294	18971N
91-01-4621	6833N	91-02-5787	3110N	91-09-1023N	5915N	91-27-3304	18099AN
91-01-4621N	6833N	91-02-5788	3115N	91-09-1038	5756N	91-27-3306	19535N
91-01-4622	6859N	91-02-5788N	3115N	91-09-1038N	5756N	91-27-3306N	19535N
91-01-4622N	6859N	91-02-5790	3124N	91-09-1065	5766N	91-27-3351	19524N
91-01-4623	6809N	91-02-5790N	3124N	91-15-6828	17074N	91-27-3381	17933N
91-01-4624	6913N	91-02-5792	3123N	91-15-6828	17075N	91-27-3381N	17933N
91-01-4624N	6913N	91-02-5793	3131N	91-15-6828N	17074N	91-27-3392	17932N
91-01-4625	6908N	91-02-5800	3131N	91-15-6828N	17075N	91-27-3419	18963N
91-01-4625N	6908N	91-02-5800N	3131N	91-15-6849	16445N	91-27-3464	18240N
91-01-4626	6834N	91-02-5802	3132N	91-15-6849N	16445N	91-27-3470	19538N
91-01-4627	6914N	91-02-5804	3185N	91-15-6894	17073N	91-27-3472	19536N
91-01-4627N	6914N	91-02-5810	3152N	91-15-6894N	17073N	91-27-3477	17948N
91-01-4628	6919N	91-02-5810N	3152N	91-15-6896	17075N	91-28-4019	19938N
91-01-4628N	6919N	91-02-5815	3142N	91-15-6896N	17075N	91-29-5018	16635N
91-01-4630	6910N	91-02-5815N	3142N	91-15-6899	17073N	91-29-5018N	16635N
91-01-4630N	6910N	91-02-5817	3153N	91-15-6910	17106N	91-29-5035	16658N
91-01-4631	6912N	91-02-5817N	3153N	91-15-6910N	17106N	91-29-5035N	16658N
91-01-4631N	6912N	91-02-5818	3152N	91-15-6924	18371N	91-29-5079	17084N
91-01-4632	6907N	91-02-5818N	3152N	91-15-6932	16372N	91-29-5108	16881N
91-01-4633	6911N	91-02-5824	3185N	91-15-6941	18375N	91-29-5108N	16881N

INTERCHANGE

INTERCHANGE

OEM No.	Part No.	OEM No.	Part No.	OEM No.	Part No.	OEM No.	Part No.
	Wilson		Wilson				
91-29-5112	17354N	91-29-5731	17549N				
91-29-5112N	17354N	91-29-5731N	17549N				
91-29-5123	17292N	91-29-5732	17573N				
91-29-5138	16990N	91-29-5732N	17573N				
91-29-5138N	16990N	91-29-5747	19029N				
91-29-5141	17215N	92-01-3002	9005R				
91-29-5141N	17215N	92-01-3008	9410R				
91-29-5176	19551N	92-01-3010	9205R				
91-29-5176N	19551N	92-01-3144	9193N				
91-29-5240	17574N	92-01-3145	9193N				
91-29-5240N	17574N	92-01-3149	9193N				
91-29-5245	17548N	92-01-3149N	9193N				
91-29-5245N	17548N	92-02-5003	5838R				
91-29-5250	17466N	92-02-5005	5838R				
91-29-5250N	17084N	92-06-1008	9112R				
91-29-5250N	17466N	92-06-1009	9112R				
91-29-5368	18402N						
91-29-5371	18158N						
91-29-5371N	18158N						
91-29-5388	17392N						
91-29-5404	18989N						
91-29-5404N	18989N						
91-29-5412	6382N-PT						
91-29-5439	18402N						
91-29-5441	18136N						
91-29-5444	17785N						
91-29-5444N	17785N						
91-29-5445	18273N						
91-29-5448	17802N						
91-29-5448N	17802N						
91-29-5449	18406N						
91-29-5449N	18406N						
91-29-5453	19554N						
91-29-5486	18508N						
91-29-5486N	18508N						
91-29-5491	17788N						
91-29-5491N	17788N						
91-29-5503	18507N						
91-29-5515	18500N						
91-29-5528	19551N						
91-29-5530	18407N						
91-29-5533	16990N						
91-29-5550	18571N						
91-29-5550N	18571N						
91-29-5552	18988N						
91-29-5575	19153N						
91-29-5575N	19153N						
91-29-5577	18572N						
91-29-5577N	18572N						
91-29-5592	17823N						
91-29-5592N	17823N						
91-29-5593	17785N						
91-29-5609	17880N						
91-29-5615	18554N						
91-29-5631	17892N						
91-29-5631N	17892N						
91-29-5637	19550N						
91-29-5645	18402N						
91-29-5646	19501N						
91-29-5646N	19501N						
91-29-5647	19502N						
91-29-5647N	19502N						
91-29-5648	19503N						
91-29-5648N	19503N						
91-29-5678	17875N						
91-29-5679	17788N						
91-29-5688	19507N						
91-29-5688N	19507N						
91-29-5689	19506N						
91-29-5689N	19506N						
91-29-5690	19505N						
91-29-5690N	19505N						
91-29-5691	19504N						
91-29-5694	18402N						
91-29-5694N	18402N						

INTERCHANGE

BUYERS GUIDE - ALTERNATORS AND GENERATORS

YEAR MAKE / MODEL

YEAR MAKE / MODEL

7069

Reman Alternator - Ford 1G Series Truck ER/EF, 90A, 12V, w/o pulley or fan



- 1981-65 Ford All Models (By Engine)
- 1989-82 Ford B600
- 1989-82 Ford B700
- 1989-82 Ford B800
- 1974-68 Ford E-200 Econoline
- 1974-69 Ford E-300 Econoline
- 1989-82 Ford F600
- 1989-82 Ford F700
- 1989-82 Ford F800
- 1989-82 Ford F900
- 1990-82 Ford L6000
- 1990-82 Ford L7000
- 1990-82 Ford L8000
- 1990-82 Ford L9000
- 1976-67 Ford P-350
- 1976-75 Ford P-400
- 1977-75 Ford P-500

7552

Reman Alternator - Chrysler ER/EF, 120A, 12V, CW, 5-Groove Pulley



- 1989-87 Dodge B250
- 1989-87 Dodge B350
- 1989-88 Dodge D250
- 1989-88 Dodge D350
- 1989-88 Dodge W250
- 1989-88 Dodge W350

11075N

New Alternator - Bosch IR/IF, 150A, 12Vs, CW, 6-Groove Pulley



- 2006-05 Chevrolet Suburban 2500
- 2006-05 GMC Yukon XL 2500

11076N

New Alternator - Bosch IR/IF, 110A, 12V, CW, 6-Groove Pulley



- 2006-05 Chevrolet Avalanche 2500
- 2007-05 Chevrolet Express 2500
- 2007-05 Chevrolet Express 3500
- 2007-06 Chevrolet Silverado 2500 HD
- 2007-06 Chevrolet Silverado 3500
- 2006 Chevrolet Suburban 2500
- 2007-05 GMC Savana 2500
- 2007-05 GMC Savana 3500
- 2007-06 GMC Sierra 2500 HD
- 2007-06 GMC Sierra 3500
- 2006 GMC Yukon XL 2500

11217N

New Alternator - Bosch IR/IF, 180A, 12V, CW, 6-Groove Pulley



- 2008-07 Dodge Sprinter 2500
- 2008-07 Dodge Sprinter 3500
- 2008-07 Freightliner Sprinter 2500
- 2008-07 Freightliner Sprinter 3500

11233N

New Alternator - Bosch ER/IF, 136A, 12V, CW, 7-Groove Pulley



- 2008-07 Dodge Ram 2500
- 2008-07 Dodge Ram 3500

11234N

New Alternator - Bosch IR/IF, 125A, 12V, CW, 6-Groove Pulley



- 2013-07 Chevrolet Silverado 2500 HD
- 2013-07 Chevrolet Silverado 3500 HD
- 2012-07 Chevrolet Suburban 2500
- 2013-07 GMC Sierra 2500 HD
- 2013-07 GMC Sierra 3500 HD
- 2010-07 GMC Yukon XL 2500

BUYERS GUIDE - ALTERNATORS AND GENERATORS

YEAR MAKE / MODEL

YEAR MAKE / MODEL

11235N

New Alternator - Bosch ER/IF, 136A, 12V, CW, 8-Groove Clutch Pulley



2009-06 Dodge Ram 2500
2009-06 Dodge Ram 3500
2009-06 Dodge Ram 4000

11239N

New Alternator - Bosch ER/IF, 136A, 12V, CW, 8-Groove Clutch Pulley



2009-07 Dodge Ram 2500
2009-07 Dodge Ram 3500
2010-08 Dodge Ram 4500
2010-08 Dodge Ram 5500
2009-08 Sterling Bullet 45
2009-08 Sterling Bullet 55

11256N

New Alternator - Valeo IR/IF, 130A, 12V, CW, 7-Groove Pulley



2014-12 Nissan NV1500
2014-12 Nissan NV2500
2012 Nissan NV3500

11272N

New Alternator - Mitsubishi IR/IF, 150A, 12V, CW, 6-Groove Pulley



2013-10 Ford Transit Connect

11274R

Reman Alternator - Mitsubishi IR/IF, 120A, 12V, CW, 6-Groove Pulley



2014-09 Ford E-250
2014-09 Ford E-350 Super Duty
2014-09 Ford E-450 Super Duty

11290R

Reman Alternator - Denso IR/IF, 200A, 12V, CW, 8-Groove Pulley



2010-08 Ford F-250 Super Duty
2010-08 Ford F-350 Super Duty
2010-08 Ford F-450 Super Duty
2010-08 Ford F-550 Super Duty

11291R

Reman Alternator - Denso Hairpin IR/IF, 125A, 12V, CW, 8-Groove Pulley



2010-08 Ford F-250 Super Duty
2010-08 Ford F-350 Super Duty
2010-08 Ford F-450 Super Duty
2010-08 Ford F-550 Super Duty

11293R

Reman Alternator - Denso IR/IF, 150A, 12V, CW



2010-09 Ford F-250 Super Duty
2010-09 Ford F-350 Super Duty
2012-10 Ford F-450 Super Duty
2012-09 Ford F-550 Super Duty

BUYERS GUIDE - ALTERNATORS AND GENERATORS

YEAR MAKE / MODEL

11298R

Reman Alternator - Denso ER/IF, 160A, 12V, CW, 7-Groove Pulley



2008-07 Dodge Ram 2500
2008-07 Dodge Ram 3500

11343N

New Alternator - Mitsubishi IR/IF, 110A, 12V, CW, 6-Groove Clutch Pulley



2014-13 Nissan NV200

11378R

Reman Alternator - Denso ER/IF, 145A, 12V, CW, 8-Groove Clutch Pulley



2010-07 Dodge Ram 2500
2010-07 Dodge Ram 3500
2010-08 Dodge Ram 4500
2010-08 Dodge Ram 5500
2012-11 Ram 2500
2011 Ram 3500
2009-08 Sterling Bullet 45
2009-08 Sterling Bullet 55

11432R

Reman Alternator - Denso IR/IF, 155A, 12V, CW, 6-Groove Pulley



2012-09 Ford E-250
2012-09 Ford E-350 Super Duty
2012-09 Ford E-450 Super Duty

YEAR MAKE / MODEL

11457N

New Alternator - Valeo IR/IF, 220A, 12V, CW, 7-Groove Clutch Pulley



2009 Dodge Sprinter 2500
2009 Dodge Sprinter 3500
2009 Freightliner Sprinter 2500
2009 Freightliner Sprinter 3500
2013-10 Mercedes-Benz Sprinter 2500
2013-10 Mercedes-Benz Sprinter 3500

12075N

New Alternator - Mitsubishi IR/EF, 215A, 12V, CW, 8-Groove Pulley



1998-95 Ford E-350 Econoline
1998-95 Ford E-350 Econoline Club Wagon
1998-96 Ford Econoline Super Duty
1997-95 Ford F Super Duty
1997-95 Ford F59

12097N

New Alternator - Hitachi IR/EF, 70A, 12V, CW, 2-Groove Pulley



1996-94 Chevrolet W3500 Tiltmaster
1998-90 Chevrolet W4500 Tiltmaster
1996-92 Chevrolet W5500 Tiltmaster
1996-92 Chevrolet W6
1996-92 Chevrolet W7
1996-94 GMC W3500 Forward
1998-90 GMC W4500 Forward
1996-92 GMC W5500 Forward
1996-92 GMC W6
1996-92 GMC W7
1997-90 Isuzu NPR








12140N

New Alternator - Magneton IR/EF, 55A, 12V, CW, 1-Groove Pulley



All John Deere 2.9L

BUYERS GUIDE - ALTERNATORS AND GENERATORS

YEAR	MAKE / MODEL	YEAR	MAKE / MODEL
12164N		12293N - continued	
New Alternator - Bosch IR/EF, 55A, 12V, CW, w/o Pulley		2012-93	Volvo B10M
		2012-93	Volvo B10R
		2006-91	Volvo B12
		1987-79	Volvo B6F
		2012-99	Volvo B7F
		1994-77	Volvo F10
		1994-80	Volvo F12
		1994-87	Volvo F16
		1986-80	Volvo F6
		1988-78	Volvo F7
2000-95	Caterpillar 3054 Perkins	2001-85	Volvo FL10
12169N		1995-86	Volvo FL4
New Alternator - Bosch IR/EF, 95A, 12V, CW, w/o Pulley, w/o Fan		2006-85	Volvo FL6
		2000-86	Volvo FL608
		1994-86	Volvo FL610
		2000-85	Volvo FL611
		2000-85	Volvo FL612
		1994-85	Volvo FL613
		2000-85	Volvo FL614
		2000-91	Volvo FL615
		1994-85	Volvo FL616
		1994-85	Volvo FL617
		2000-91	Volvo FL618
		1994-85	Volvo FL619
		1999-86	Volvo FL7
		1995-87	Volvo FS10
		1996-91	Volvo FS7
		1988-79	Volvo N10
		1998-72	Volvo N12
		1987-74	Volvo N7
		2001-89	Volvo NL10
		2001-89	Volvo NL12
12234N		12308N	
New Alternator - Hitachi IR/EF, 80A, 12V, CW, 6-Groove Pulley		New Alternator - Mitsubishi IR/EF, 30A, 24V, CW	
			
1997-93	Isuzu NPR	1990-85	Mitsubishi 6D1
12235N		1990-85	Mitsubishi 6D2
New Alternator - Hitachi IR/EF, 80A, 12V, CW		1992-86	Mitsubishi 6D31
		12335N	
		New Alternator - Hitachi IR/EF, 80A, 12V, CW, 3-Groove Pulley	
			
1997-90	Isuzu NPR	2002-98	Chevrolet W3500 Tiltmaster
12293N		2002-98	Chevrolet W4500 Tiltmaster
New Alternator - Bosch IR/EF, 55A, 24V, CW, w/o Pulley		2002-98	Chevrolet W5500 Tiltmaster
		2002-98	GMC W3500 Forward
		2002-98	GMC W4500 Forward
		2002-98	GMC W5500 Forward
		2002-98	Isuzu NPR
		2002-98	Isuzu NQR
1996-92	Volvo B10B		

BUYERS GUIDE - ALTERNATORS AND GENERATORS

YEAR MAKE / MODEL

YEAR MAKE / MODEL

12336N

New Alternator - Hitachi IR/EF, 80A, 12V, CW, 3-Groove Pulley



2002-98 Chevrolet W3500 Tiltmaster
 2002-98 Chevrolet W4500 Tiltmaster
 2002-98 Chevrolet W5500 Tiltmaster
 2002-98 GMC W3500 Forward
 2002-98 GMC W4500 Forward
 2002-98 GMC W5500 Forward
 2002-98 Isuzu NPR
 2002-98 Isuzu NQR

12377N

New Alternator - Bosch IR/EF, 140A, 24V, w/o Pulley



2006-93 Volvo B10M
 2006-93 Volvo B10R
 2006-01 Volvo B12B
 2006-01 Volvo B12M
 2006-99 Volvo B7L

12382N

New Alternator - Bosch IR/IF, 90A, 12V, CW, 6-Groove Clutch Pulley



2006-03 Dodge Sprinter 2500
 2006-03 Dodge Sprinter 3500
 2006-02 Freightliner Sprinter 2500
 2006-02 Freightliner Sprinter 3500

12384N

New Alternator - Bosch IR/IF, 150A, 12V, CW, 6-Groove Clutch Pulley



2006-03 Dodge Sprinter 2500
 2006-03 Dodge Sprinter 3500
 2006-02 Freightliner Sprinter 2500
 2006-02 Freightliner Sprinter 3500

12385N

New Alternator - Bosch IR/IF, 200A, 12V, CW, w/o Pulley



2006-05 Dodge Sprinter 2500
 2006-05 Dodge Sprinter 3500
 2006-05 Freightliner Sprinter 2500
 2006-05 Freightliner Sprinter 3500

12387N

New Alternator - Bosch IR/IF, 80A, 24V, 9-Groove Pulley



2003-00 Mercedes-Benz Unitog U-300
 2003-00 Mercedes-Benz Unitog U-400
 2003-01 Mercedes-Benz Unitog U-500

12388N

New Alternator - Bosch IR/EF, 100A, 24V, CW, 9-Groove Pulley



2000-96 Mercedes-Benz Actros
 2012-00 Mercedes-Benz Unitog U-300
 2012-00 Mercedes-Benz Unitog U-400
 2012-01 Mercedes-Benz Unitog U-500

12389N

New Alternator - Bosch IR/IF, 100A, 24V, CW, 8-Groove Pulley



2000-96 Mercedes-Benz Actros
 2003-00 Mercedes-Benz Unitog U-300
 2003-00 Mercedes-Benz Unitog U-400
 2003-01 Mercedes-Benz Unitog U-500

BUYERS GUIDE - ALTERNATORS AND GENERATORS

YEAR MAKE / MODEL

YEAR MAKE / MODEL

12443N

New Alternator - Bosch IR/EF, 45A, 24V, CW, w/o Pulley



2000-87 Volvo B10
 2001-87 Volvo B10M
 2006-91 Volvo B12
 1998-84 Volvo B58
 1985-79 Volvo B6F
 2005-97 Volvo B7R
 1985-77 Volvo F10
 1985-80 Volvo F12
 1985-80 Volvo F6
 1985-78 Volvo F7
 1978-73 Volvo N10
 1985-72 Volvo N12
 1985-74 Volvo N7
 2001-89 Volvo NL10
 2001-89 Volvo NL12

12490N

New Alternator - Bosch IR/IF, 160A, 12V, CW, w/o Pulley




2006-92 Bluebird All Models (By Engine)
 1993-89 Chevrolet B60
 2002-93 Chevrolet B7
 2002-97 Chevrolet C4500 Kodiak
 2002-94 Chevrolet C50
 2002-90 Chevrolet C5500 Kodiak
 2002-98 Chevrolet C60
 1999-90 Chevrolet C60 Kodiak
 2002-94 Chevrolet C6500 Kodiak
 1996-90 Chevrolet C70 Kodiak
 2002-94 Chevrolet C7500 Kodiak
 2002-90 Chevrolet C80
 2002-94 Chevrolet Kodiak C8500
 1993-89 Chevrolet S7
 2002-97 Chevrolet T5500
 2002-97 Chevrolet T6500
 2002-97 Chevrolet T7500
 2002-97 Chevrolet T8500
 1992-91 Cummins Engines K Series
 1977-70 Dodge All Models (By Engine)
 1981-72 Ford All Models (By Engine)
 1999-82 Ford B600
 1999-82 Ford B700
 1999-82 Ford B800
 1999-82 Ford F600
 1999-82 Ford F700
 1999-82 Ford F800
 1999-82 Ford F900
 1999-82 Ford L6000
 1999-82 Ford L7000
 1999-82 Ford L8000
 1999-82 Ford L9000

12490N - continued

2002-00 Freightliner Argosy
 2004-03 Freightliner Business Class M2
 2004-96 Freightliner Century Class
 2004-90 Freightliner Classic
 2004-99 Freightliner Columbia
 2001-98 Freightliner FC80
 2004-94 Freightliner FL 50
 1993-89 Freightliner FL 90
 2003-79 Freightliner FL, FLC 112 / 120
 1998-96 Freightliner FL106
 2004-94 Freightliner FL60
 2005-94 Freightliner FL70
 2004-94 Freightliner FL80
 2003-86 Freightliner FLD 112 / 120
 1987-83 Freightliner FLT Series
 1978-75 Freightliner WF (C,P,T) Series
 1993-89 GMC B6000
 2002-93 GMC B7
 2002-97 GMC C4500 Topkick
 2002-94 GMC C5000
 1991-90 GMC C5000 Topkick
 2002-90 GMC C5500 Topkick
 2002-94 GMC C6000
 1996-90 GMC C6000 Topkick
 2002-94 GMC C6500 Topkick
 2002-94 GMC C7000
 1996-90 GMC C7000 Topkick
 2002-94 GMC C7500 Topkick
 2002-90 GMC C80
 1989 GMC P2500
 1999-89 GMC P3500
 1993-89 GMC S7
 2002-97 GMC T5500
 2002-97 GMC T6500
 2002-97 GMC T7500
 2002-97 GMC T8500
 2002-94 GMC Topkick C8500
 1991-88 International 1452
 1989-85 International 1754
 1989-84 International 1954
 1992-88 International 1452SC
 2003-88 International 1652SC
 1987-81 International 2200-2275 Series
 2000-84 International 2300-2375 Series
 2000-79 International 2554 / 2564 Series
 2000-81 International 2574 / 2575 Series
 2001-88 International 2654 Series
 2000-82 International 2674 / 2675 Series
 2007-85 International 3000-3900 Series Bus
 2004-84 International 4000-4900 Series Medium-Duty
 2003-88 International 5000-5900 Series Severe Service
 2004-90 International 7100-7700 Severe Service
 2003-88 International 8100-8600 Heavy-Duty
 2003-86 International 9100-9900 Heavy-Duty
 1987-75 International Cargostar
 1979-75 International Fleetstar
 1979-75 International Loadstar
 1989-77 International Paystar
 1987-77 International S Series
 1987-75 International Transtar
 2003-73 Kenworth C500
 1995-73 Kenworth K100
 2003-94 Kenworth K300
 1985-80 Kenworth L700
 2004-96 Kenworth T2000
 2004-94 Kenworth T300
 1996-86 Kenworth T400
 1996-86 Kenworth T450

BUYERS GUIDE - ALTERNATORS AND GENERATORS

YEAR	MAKE / MODEL	YEAR	MAKE / MODEL
12490N - continued		12491N	
2005-86	Kenworth T600	New Alternator - Bosch IR/IF, 160A, 12V, CW, w/o Pulley	
2005-86	Kenworth T800		
2005-73	Kenworth W900		
2007-88	Mack CH Series	2008-04	Ford F650
2007-90	Mack CL Series	2008-04	Ford F750
1989-86	Mack CM Series	2003-00	Freightliner Argosy
2001-90	Mack CS Series (Midliner)	2008-03	Freightliner Business Class M2
2007-06	Mack CT / CTP Series	2008-01	Freightliner Century Class
2007-01	Mack CV Series	2008-01	Freightliner Classic
2005-00	Mack CX Series (Vision)	2008-01	Freightliner Columbia
2007-75	Mack DM / DMM Series	2008-03	Freightliner Coronado
1988-75	Mack F / FL / FS Series	2004-00	Freightliner FL 50
1999-88	Mack FDM Series	2003-00	Freightliner FL, FLC 112 / 120
2007-02	Mack Granite Series	2008-04	Freightliner FL106
1978-75	Mack MB Series	2004-00	Freightliner FL60
1994-80	Mack MC Series	2005-00	Freightliner FL70
1994-84	Mack MH Series	2005-00	Freightliner FL80
2007-80	Mack MR Series	2008-01	Freightliner FLD 112 / 120
1999-86	Mack MS Series (Midliner)	2008-03	International 4000-4900 Series Medium-Duty
1990-75	Mack R Series	2008-00	International 5000-5900 Series Severe Service
2007-88	Mack RB Series	2008-03	International 7100-7700 Severe Service
2007-79	Mack RD Series	2008-01	International 8100-8600 Heavy-Duty
1990-75	Mack RL Series	2008-00	International 9100-9900 Heavy-Duty
1994-78	Mack RM Series	2007-00	Kenworth C500
1990-75	Mack RS Series	2007-01	Kenworth T2000
1994-78	Mack RW Series	2007-03	Kenworth T300
1985-75	Mack U Series	2007-04	Kenworth T300 Medium Duty
2003-91	Peterbilt 320	2007-01	Kenworth T600
2004-96	Peterbilt 330	2007-01	Kenworth T800
2005-86	Peterbilt 357	2007-00	Kenworth W900
2003-79	Peterbilt 359	2007-99	Mack CH Series
2003-79	Peterbilt 362	2007-99	Mack CL Series
1995-91	Peterbilt 372	2007-06	Mack CT / CTP Series
2001-86	Peterbilt 375	2007-01	Mack CV Series
2003-86	Peterbilt 377	2005-00	Mack CX Series (Vision)
2005-86	Peterbilt 378	2007-99	Mack DM / DMM Series
2005-86	Peterbilt 379	1999	Mack FDM Series
2005-96	Peterbilt 385	2007-02	Mack Granite Series
2005-00	Peterbilt 387	2007-99	Mack MR Series
1990-72	Peterbilt All Models (By Engine)	2007-99	Mack RB Series
2004-01	Sterling Acterra 5500	2007-99	Mack RD Series
2004-01	Sterling Acterra 6500	2007-03	Peterbilt 330
2004-01	Sterling Acterra 7500	2007-05	Peterbilt 335
2004-01	Sterling Acterra M5500 / 6500 / 7500 / 8500	2007-06	Peterbilt 340
2004-99	Sterling A-Line A9500 / AT9500	2007-01	Peterbilt 357
2003-99	Sterling Cargo SC7000 / SC8000	2007-01	Peterbilt 359
2004-99	Sterling Condor	2007-01	Peterbilt 378
2004-99	Sterling L-Line 7500 / 8000 / 8500 / 9500	2007-00	Peterbilt 379
2000-99	Sterling SC7000 / SC8000	2007-01	Peterbilt 385
2002-99	Sterling SC7000 Cargo	2007-06	Peterbilt 386
2001-99	Sterling Silver Star Series	2007-00	Peterbilt 387
2000-94	Volvo ACL42 / ACL64 Series	2007-04	Peterbilt 389
1993-83	Volvo All Models (By Engine)	2007-01	Sterling Acterra M5500 / 6500 / 7500 / 8500
1996-94	Volvo FE42	2007-01	Sterling A-Line A9500 / AT9500
2007-01	Volvo VHD Series	2005-01	Sterling Condor
2004-94	Volvo VNL Series	2007-01	Sterling L-Line 7500 / 8000 / 8500 / 9500
2007-97	Volvo VNM Series	2007-01	Volvo VHD Series
2001-90	Volvo WA / WC / WG / WH / WI / WX Series	2007-00	Volvo VNL Series
2004-74	Western Star All Models (By Engine)	2007-97	Volvo VNM Series
1984-74	White All Models (By Engine)	2007-04	Volvo VT Series
		2001-97	Volvo WA / WC / WG / WH / WI / WX Series
		2007-01	Western Star All Models (By Engine)

BUYERS GUIDE - ALTERNATORS AND GENERATORS

YEAR MAKE / MODEL

YEAR MAKE / MODEL

12536N

New Alternator - Hitachi IR/EF, 110A, 12V, CW, 3-Groove Pulley



2006-03 Isuzu NPR
2006-03 Isuzu NQR
2006-03 Isuzu NRR

12551N

New Alternator - Mitsubishi IR/EF, 30A, 24V, CW, 1-Groove Pulley



1989-84 Mitsubishi Fuso Canter FB
1989-87 Mitsubishi Fuso FE

12571N

New Alternator - Bosch IR/EF, 80A, 24V, CW, w/o Pulley



1996-92 Volvo B10B
2006-93 Volvo B10M
2006-93 Volvo B10R
1994-91 Volvo B12
2006-99 Volvo B7F
2006-99 Volvo B7L
2005-97 Volvo B7R
1994-86 Volvo F12
1994-87 Volvo F16
2001-85 Volvo FL10
2006-85 Volvo FL6
2000-86 Volvo FL608
1994-86 Volvo FL610
2000-85 Volvo FL611
2000-85 Volvo FL612
1994-85 Volvo FL613
2000-85 Volvo FL614
2000-91 Volvo FL615
1994-85 Volvo FL616
1994-85 Volvo FL617
2000-91 Volvo FL618
1994-85 Volvo FL619
1996-91 Volvo FS7
2001-89 Volvo NL10
2001-89 Volvo NL12

12585N

New Alternator - Bosch IR/EF, 80A, 24V, CW, w/o Pulley



2001-96 Renault Magnum

12596N

New Alternator - Bosch IR/EF, 80A, 24V, w/o Pulley



2006-95 Volvo B12
2006-01 Volvo B12B
2006-01 Volvo B12M
2013-93 Volvo FH12
2003-93 Volvo FH16
2001-85 Volvo FL10
2003-95 Volvo FL12
2003-99 Volvo FM10
2006-98 Volvo FM12
2003-98 Volvo FM7
2006-01 Volvo FM9
2006-98 Volvo NH12

12599N

New Alternator - Bosch IR/IF, 80A, 24V, 8-Groove Pulley



2012-01 Volvo B12B
2012-99 Volvo FH12
2012-04 Volvo FH16
2012-06 Volvo FH400
2012-06 Volvo FH440
2012-06 Volvo FH480
2012-06 Volvo FH520
2006-98 Volvo FM12
2012-05 Volvo FM360
2007-05 Volvo FM400
2012-05 Volvo FM440
2012-05 Volvo FM480
2009-02 Volvo FM9

BUYERS GUIDE - ALTERNATORS AND GENERATORS

YEAR MAKE / MODEL

12615N

New Alternator - Bosch IR/EF, 140A, 24V, w/o pulley



2000-96 Mercedes-Benz Actros
2003-01 Mercedes-Benz Unitog U-500

12670N

New Alternator - Denso IR/EF, 95A, 24V, CW, w/o Pulley



2002-01 Freightliner Argosy
1999 Freightliner Century Class
2003-01 Freightliner FC80
2000 Freightliner FL, FLC 112 / 120
2003 Freightliner FL50
2003-98 Freightliner FL-90
2003-00 Freightliner Sprinter 2500
1999-98 Freightliner WF (C,P,T) Series
2003-98 Mack CL

12715N

New Alternator - Bosch IR/IF, 200A, 12V, CW, w/o Pulley




2006-92 Bluebird All Models (By Engine)
1993-89 Chevrolet B60
2002-93 Chevrolet B7
2002-97 Chevrolet C4500 Kodiak
2002-94 Chevrolet C50
2002-90 Chevrolet C5500 Kodiak
2002-90 Chevrolet C60
1999-90 Chevrolet C60 Kodiak
2002-94 Chevrolet C6500 Kodiak
2002-91 Chevrolet C70
1996-90 Chevrolet C70 Kodiak
2002-94 Chevrolet C7500 Kodiak
2002-90 Chevrolet C80
2002-94 Chevrolet Kodiak C8500
1989 Chevrolet P20
2000-89 Chevrolet P30
1993-89 Chevrolet S7
2002-97 Chevrolet T5500
2002-97 Chevrolet T6500
2002-97 Chevrolet T7500
2002-97 Chevrolet T8500
1992-91 Cummins Engines K Series
1977-70 Dodge All Models (By Engine)
1981-72 Ford All Models (By Engine)
1999-82 Ford B600

YEAR MAKE / MODEL

12715N - continued

1999-82 Ford B700
1999-82 Ford B800
1999-82 Ford F600
1999-82 Ford F700
1999-82 Ford F800
1999-82 Ford F900
1999-82 Ford L6000
1999-82 Ford L7000
1999-82 Ford L8000
1999-82 Ford L9000
2002-00 Freightliner Argosy
2004-03 Freightliner Business Class M2
2004-96 Freightliner Century Class
2004-90 Freightliner Classic
2004-99 Freightliner Columbia
2001-98 Freightliner FC80
2004-94 Freightliner FL 50
1993-89 Freightliner FL 90
2003-79 Freightliner FL, FLC 112 / 120
1998-96 Freightliner FL106
2004-94 Freightliner FL60
2005-94 Freightliner FL70
2004-94 Freightliner FL80
2003-86 Freightliner FLD 112 / 120
1987-83 Freightliner FLT Series
1978-75 Freightliner WF (C,P,T) Series
1993-89 GMC B6000
2002-93 GMC B7
2002-97 GMC C4500 Topkick
2002-91 GMC C5000
1991-90 GMC C5000 Topkick
2002-90 GMC C5500 Topkick
2002-90 GMC C6000
1996-90 GMC C6000 Topkick
2002-94 GMC C6500 Topkick
2002-92 GMC C7000
1996-90 GMC C7000 Topkick
2002-94 GMC C7500 Topkick
2002-90 GMC C80
1989 GMC P2500
1999-89 GMC P3500
1993-89 GMC S7
2002-97 GMC T5500
2002-97 GMC T6500
2002-97 GMC T7500
2002-97 GMC T8500
2002-94 GMC Topkick C8500
1992-88 International 1452
1989-85 International 1754
1989-84 International 1954
2003-88 International 1652 / 1654
1987-81 International 2200-2275 Series
2000-84 International 2300-2375 Series
2000-79 International 2554 / 2564 Series
2000-81 International 2574 / 2575 Series
2001-88 International 2654 Series
2000-82 International 2674 / 2675 Series
2007-85 International 3000-3900 Series Bus
2004-84 International 4000-4900 Series Medium-Duty
2003-88 International 5000-5900 Series Severe Service
2004-90 International 7100-7700 Severe Service
2003-88 International 8100-8600 Heavy-Duty
2003-86 International 9100-9900 Heavy-Duty
1986-75 International Cargostar
1979-75 International Fleetstar
1979-75 International Loadstar
1989-77 International Paystar
1987-77 International S Series

BUYERS GUIDE - ALTERNATORS AND GENERATORS

YEAR	MAKE / MODEL	YEAR	MAKE / MODEL
12715N - continued		12715N - continued	
1987-75	International Transtar	1984-74	White All Models (By Engine)
2003-73	Kenworth C500	12716N	
1995-73	Kenworth K100	New Alternator - Bosch IR/IF, 200A, 12V, CW, w/o Pulley	
2003-94	Kenworth K300		
1985-80	Kenworth L700	2007-06	Bluebird All Models (By Engine)
2004-96	Kenworth T2000	2008-04	Ford F650
2004-94	Kenworth T300	2008-04	Ford F750
1996-86	Kenworth T400	2003-00	Freightliner Argosy
1996-86	Kenworth T450	2008-03	Freightliner Business Class M2
2005-86	Kenworth T600	2008-01	Freightliner Century Class
2005-86	Kenworth T800	2008-01	Freightliner Classic
2005-73	Kenworth W900	2008-01	Freightliner Columbia
2007-88	Mack CH Series	2008-03	Freightliner Coronado
2007-90	Mack CL Series	2004-00	Freightliner FL 50
1989-86	Mack CM Series	2003-00	Freightliner FL, FLC 112 / 120
2001-90	Mack CS Series (Midliner)	2008-04	Freightliner FL106
2007-06	Mack CT / CTP Series	2004-00	Freightliner FL60
2007-01	Mack CV Series	2005-00	Freightliner FL70
2005-00	Mack CX Series (Vision)	2005-00	Freightliner FL80
2007-75	Mack DM / DMM Series	2008-01	Freightliner FLD 112 / 120
1988-75	Mack F / FL / FS Series	2008-03	International 4000-4900 Series Medium-Duty
1999-88	Mack FDM Series	2008-00	International 5000-5900 Series Severe Service
2007-02	Mack Granite Series	2008-03	International 7100-7700 Severe Service
1978-75	Mack MB Series	2008-01	International 8100-8600 Heavy-Duty
1994-80	Mack MC Series	2008-00	International 9100-9900 Heavy-Duty
1994-84	Mack MH Series	2007-00	Kenworth C500
2007-80	Mack MR Series	2007-01	Kenworth T2000
1999-86	Mack MS Series (Midliner)	2007-03	Kenworth T300
1990-75	Mack R Series	2007-04	Kenworth T300 Medium Duty
2007-88	Mack RB Series	2007-01	Kenworth T600
2007-79	Mack RD Series	2007-01	Kenworth T800
1990-75	Mack RL Series	2007-00	Kenworth W900
1994-78	Mack RM Series	2007-99	Mack CH Series
1990-75	Mack RS Series	2007-99	Mack CL Series
1994-78	Mack RW Series	2007-06	Mack CT / CTP Series
1985-75	Mack U Series	2007-01	Mack CV Series
2003-91	Peterbilt 320	2005-00	Mack CX Series (Vision)
2004-96	Peterbilt 330	2007-99	Mack DM / DMM Series
2005-86	Peterbilt 357	1999	Mack FDM Series
2003-79	Peterbilt 359	2007-02	Mack Granite Series
2003-79	Peterbilt 362	2007-99	Mack MR Series
1995-91	Peterbilt 372	2007-99	Mack RB Series
2001-86	Peterbilt 375	2007-99	Mack RD Series
2003-86	Peterbilt 377	2007-03	Peterbilt 330
2005-86	Peterbilt 378	2007-05	Peterbilt 335
2005-86	Peterbilt 379	2007-06	Peterbilt 340
2005-96	Peterbilt 385	2007-01	Peterbilt 357
2005-00	Peterbilt 387	2007-01	Peterbilt 359
1990-72	Peterbilt All Models (By Engine)	2007-01	Peterbilt 378
2004-01	Sterling Acterra 5500	2007-00	Peterbilt 379
2004-01	Sterling Acterra 6500	2007-01	Peterbilt 385
2004-01	Sterling Acterra 7500	2007-06	Peterbilt 386
2004-01	Sterling Acterra M5500 / 6500 / 7500 / 8500	2007-00	Peterbilt 387
2004-99	Sterling A-Line A9500 / AT9500	2007-04	Peterbilt 389
2003-99	Sterling Cargo SC7000 / SC8000	2007-01	Sterling Acterra M5500 / 6500 / 7500 / 8500
2004-99	Sterling Condor	2007-01	Sterling A-Line A9500 / AT9500
2004-99	Sterling L-Line 7500 / 8000 / 8500 / 9500	2005-01	Sterling Condor
2000-99	Sterling SC7000 / SC8000	2007-01	Sterling L-Line 7500 / 8000 / 8500 / 9500
2002-99	Sterling SC7000 Cargo	2007-01	Volvo VHD Series
2001-99	Sterling Silver Star Series	2007-01	Volvo VNL Series
2000-94	Volvo ACL42 / ACL64 Series	2007-97	Volvo VNM Series
1993-83	Volvo All Models (By Engine)	2001-90	Volvo WA / WC / WG / WH / WI / WX Series
1996-94	Volvo FE42	2004-74	Western Star All Models (By Engine)
2007-01	Volvo VHD Series		
2004-94	Volvo VNL Series		
2007-97	Volvo VNM Series		
2001-90	Volvo WA / WC / WG / WH / WI / WX Series		
2004-74	Western Star All Models (By Engine)		

BUYERS GUIDE - ALTERNATORS AND GENERATORS

YEAR MAKE / MODEL

12716N - continued

2007-97 Volvo VNM Series
 2007-04 Volvo VT Series
 2001-97 Volvo WA / WC / WG / WH / WI / WX Series
 2007-01 Western Star All Models (By Engine)

12717N

New Alternator - Hitachi IR/EF, 60A, 24V, CW, 3-Groove Pulley



2001-94 Isuzu 4HF1 Engine

12718N

New Alternator - Hitachi IR/EF, 80A, 24V, CW, 3-Groove Pulley



2001-94 Isuzu 4HE1 Engine
 2001-94 Isuzu 4HF1 Engine
 2001-94 Isuzu 4HK1 Engine

13184N

New Alternator - Denso ER/IF, 90A, 12V, CW, 4-Groove Pulley



1991-88 Dodge B250
 1991-88 Dodge B350
 1991-88 Dodge D250
 1991-88 Dodge D350
 1991-88 Dodge W250
 1991-88 Dodge W350

13193N

New Alternator - Bosch IR/EF, 55A, 12V, CW



All John Deere 2.9L

YEAR MAKE / MODEL

13220N

New Alternator - Denso ER/IF, 90A, 12V, CW

**PHOTOGRAPH
 NOT AVAILABLE
 AT THIS TIME**

1989-88 Dodge B250
 1989-88 Dodge B350
 1989-88 Dodge D250
 1989-88 Dodge D350
 1989-88 Dodge W250
 1989-88 Dodge W350

13245N

New Alternator - Denso ER/IF, 90A, 12V, CW, 4-Groove Pulley



1994-90 Dodge B250
 1998-95 Dodge B2500
 1994-90 Dodge B350
 1998-95 Dodge B3500
 1993-90 Dodge D250
 1993-90 Dodge D350
 1998-94 Dodge Ram 2500
 1998-94 Dodge Ram 3500
 1998-95 Dodge Ram 4000
 1993-90 Dodge W250
 1993-90 Dodge W350

13301N

New Alternator - Denso ER/IF, 120A, 12V, CW, 2-Groove Pulley



1991-90 Dodge B250
 1991-90 Dodge B350
 1991-90 Dodge D250
 1991-90 Dodge D350
 1991-90 Dodge W250
 1991-90 Dodge W350

13302N

New Alternator - Denso ER/IF, 120A, 12V, CW, 8-Groove Pulley



1993-90 Dodge D250
 1993-90 Dodge D350
 1998-94 Dodge Ram 2500
 1998-94 Dodge Ram 3500

BUYERS GUIDE - ALTERNATORS AND GENERATORS

YEAR MAKE / MODEL

13302N - *continued*

1993-90 Dodge W250
1993-90 Dodge W350

13312N

New Alternator - Denso ER/IF, 90A, 12V, CW, 2-Groove Pulley



1991-90 Dodge B250
1991-90 Dodge B350
1991-90 Dodge D250
1991-90 Dodge D350
1991-90 Dodge W250
1991-90 Dodge W350

13313N

New Alternator - Denso ER/IF, 120A, 12V, CW, 2-Groove Pulley



1989-88 Dodge B250
1989-88 Dodge B350
1989-88 Dodge D250
1989-88 Dodge D350
1989-88 Dodge W250
1989-88 Dodge W350

13313N-0G

New Alternator - Denso ER/IF, 120A, 12V, CW, w/o Pulley



1989-88 Dodge B250
1989-88 Dodge B350
1989-88 Dodge D250
1989-88 Dodge D350
1989-88 Dodge W250
1989-88 Dodge W350

13353N

New Alternator - Denso ER/IF, 75A, 12V, CW, 7-Groove Pulley



1994-92 Dodge B250
1997-95 Dodge B2500

YEAR MAKE / MODEL

13353N - *continued*

1994-92 Dodge B350
1997-95 Dodge B3500
1993-92 Dodge D250
1993-92 Dodge D350
1996-94 Dodge Ram 2500
1996-94 Dodge Ram 3500
1996-95 Dodge Ram 4000
1993-92 Dodge W250
1993-92 Dodge W350

13354N-7G1

New Alternator - Denso ER/IF, 90A, 12V, CW, 7-Groove/58mm Dia. Pulley



1998-97 Dodge B2500
1998-97 Dodge B3500
1998-97 Dodge Ram 2500
1998-97 Dodge Ram 3500
1998-97 Dodge Ram 4000

13354N-7G2

New Alternator - Denso ER/IF, 90A, 12V, CW, 7-Groove/65mm Dia. Pulley



1994-92 Dodge B250
1996-95 Dodge B2500
1994-92 Dodge B350
1996-95 Dodge B3500
1993-92 Dodge D250
1993-92 Dodge D350
1996-94 Dodge Ram 2500
1996-94 Dodge Ram 3500
1996-95 Dodge Ram 4000
1993-92 Dodge W250
1993-92 Dodge W350

13453N

New Alternator - Denso ER/IF, 120A, 12V, CW, 7-Groove/65mm OD Pulley



1994-92 Dodge B250
1996-95 Dodge B2500
1994-92 Dodge B350
1996-95 Dodge B3500
1993-92 Dodge D250
1993-92 Dodge D350
1996-94 Dodge Ram 2500
1996-94 Dodge Ram 3500
1996-95 Dodge Ram 4000

BUYERS GUIDE - ALTERNATORS AND GENERATORS

YEAR MAKE / MODEL

13453N - continued

1993-92 Dodge W250
1993-92 Dodge W350

13742N

New Alternator - Denso ER/IF, 136A, 12V, CW, 7-Groove/58mm OD Pulley



1998-97 Dodge B2500
1998-97 Dodge B3500
1998-97 Dodge Ram 2500
1998-97 Dodge Ram 3500
1998-97 Dodge Ram 4000

13766N

New Alternator - Denso ER/IF, 136A, 12V, CW, 8-Groove Pulley



2000-99 Dodge Ram 2500
2000-99 Dodge Ram 3500

13823N

New Alternator - Denso ER/IF, 117A, 12V, CW, 7-Groove Pulley



2000-99 Dodge Ram 2500
2000-99 Dodge Ram 2500 Van
2000-99 Dodge Ram 3500
2000-99 Dodge Ram 3500 Van
2000-99 Dodge Ram 4000

13824N

New Alternator - Denso ER/IF, 136A, 12V, CW, 7-Groove Pulley



2000-99 Dodge Ram 2500
2000-99 Dodge Ram 2500 Van
2000-99 Dodge Ram 3500
2000-99 Dodge Ram 3500 Van
2000-99 Dodge Ram 4000

YEAR MAKE / MODEL

13860N

New Alternator - Bosch IR/IF, 130A, 12V, CW, 6-Groove Pulley



2002-99 Chevrolet Silverado 2500
2000-99 GMC Sierra 2500

13874N

New Alternator - Denso ER/IF, 136A, 12V, CW, 8-Groove Pulley



2002-01 Dodge Ram 2500
2002-01 Dodge Ram 3500

13910N

New Alternator - Denso ER/IF, 117A, 12V, CW, 7-Groove Pulley



2001 Dodge Ram 2500
2003-01 Dodge Ram 2500 Van
2001 Dodge Ram 3500
2003-01 Dodge Ram 3500 Van
2001 Dodge Ram 4000

13911N

New Alternator - Denso ER/IF, 136A, 12V, CW, 7-Groove Pulley



2001 Dodge Ram 2500
2003-01 Dodge Ram 2500 Van
2001 Dodge Ram 3500
2003-01 Dodge Ram 3500 Van
2001 Dodge Ram 4000

BUYERS GUIDE - ALTERNATORS AND GENERATORS

YEAR MAKE / MODEL

YEAR MAKE / MODEL

13917N

New Alternator - Bosch ER/IF, 136A, 12V, CW, 7-Groove Pulley



2003-02 Dodge Ram 2500
2003-02 Dodge Ram 3500

13920N

New Alternator - Bosch ER/IF, 136A, 12V, CW, 7-Groove Pulley



2003-99 Dodge Ram 2500
2003-99 Dodge Ram 3500
2001-99 Dodge Ram 4000

13985N

New Alternator - Bosch ER/IF, 136A, 12V, CW, 7-Groove Pulley



2006-03 Dodge Ram 2500
2006-03 Dodge Ram 3500

13987N

New Alternator - Bosch ER/IF, 136A, 12V, CW, 8-Groove Pulley



2005-03 Dodge Ram 2500
2005-03 Dodge Ram 3500
2005 Dodge Ram 4000

13988R

Reman Alternator - Denso ER/IF, 160A, 12V, CW, 7-Groove Pulley



2006-03 Dodge Ram 2500
2006-03 Dodge Ram 3500

14390N

New Alternator - Bosch IR/EF, 65A, 12V, CW, w/o Pulley



1991-83 Iveco 110.16A
1986-83 Iveco 130.13A
1991-83 Iveco 130.16A
1986-83 Iveco 75.9A
1991-83 Iveco 80.13A
1985-83 Iveco 80.16A
1986-83 Iveco 80.9A
1986-83 Iveco 90.13A
1986-83 Iveco 90.9A
1975-71 KHD F3L912 Engine
1975-70 KHD F6L912 Engine

14391N

New Alternator - Bosch IR/EF, 55A, 12V, CW, w/o Pulley



1990-86 Mercedes-Benz L 1113
1990-86 Mercedes-Benz L 1116
1990-86 Mercedes-Benz L 1117
1993-86 Mercedes-Benz L 1316
1993-86 Mercedes-Benz L 1317
1993-85 Mercedes-Benz L 1319
1996-85 Mercedes-Benz L 1419
1993-87 Mercedes-Benz L 1516
1993-86 Mercedes-Benz LA 1113
1990-86 Mercedes-Benz LA 1117
1993-85 Mercedes-Benz LP 1219

14491N

New Alternator - Bosch IR/EF, 55A, 12V, CW, w/o Pulley



1991-75 Mercedes-Benz 1017
1985-75 Mercedes-Benz 1217
1984-75 Mercedes-Benz 1219
2001-69 Mercedes-Benz L 1113B
2005-95 Mercedes-Benz L 1217
2006-96 Mercedes-Benz L 1218
2001-67 Mercedes-Benz L 1313
2005-96 Mercedes-Benz L 1418
2001-69 Mercedes-Benz L 1513
2005-95 Mercedes-Benz L 1717
2001-69 Mercedes-Benz LA 1113
2001-67 Mercedes-Benz LA 1313
2001-69 Mercedes-Benz LA 1513
1992-77 Mercedes-Benz Unimog U-1000

BUYERS GUIDE - ALTERNATORS AND GENERATORS

YEAR	MAKE / MODEL
14491N - continued	
1982-77	Mercedes-Benz Unimog U-1000T
1995-92	Mercedes-Benz Unimog U-110
1995-92	Mercedes-Benz Unimog U-110L
2001-82	Mercedes-Benz Unimog U-1200
2001-83	Mercedes-Benz Unimog U-1200T
2001-84	Mercedes-Benz Unimog U-1250
2001-88	Mercedes-Benz Unimog U-1250L
1998-92	Mercedes-Benz Unimog U-130
1984-77	Mercedes-Benz Unimog U-1300
2001-77	Mercedes-Benz Unimog U-1300L
1998-92	Mercedes-Benz Unimog U-130T
2001-88	Mercedes-Benz Unimog U-1350L
1998-92	Mercedes-Benz Unimog U-140
2000-88	Mercedes-Benz Unimog U-1400
2001-88	Mercedes-Benz Unimog U-1400T
1998-93	Mercedes-Benz Unimog U-140L
1995-92	Mercedes-Benz Unimog U-140T
2000-88	Mercedes-Benz Unimog U-1450
2001-94	Mercedes-Benz Unimog U-1450L
1988-77	Mercedes-Benz Unimog U-1500
1988-77	Mercedes-Benz Unimog U-1500T
1988-86	Mercedes-Benz Unimog U-1550
2000-86	Mercedes-Benz Unimog U-1550L
2002-88	Mercedes-Benz Unimog U-1600
2001-88	Mercedes-Benz Unimog U-1650
2001-88	Mercedes-Benz Unimog U-1650L
2001-78	Mercedes-Benz Unimog U-1700
1988-78	Mercedes-Benz Unimog U-1700L
2001-88	Mercedes-Benz Unimog U-1700T
2002-88	Mercedes-Benz Unimog U-1750
2002-88	Mercedes-Benz Unimog U-1750L
2001-89	Mercedes-Benz Unimog U-2100
2002-89	Mercedes-Benz Unimog U-2100L
2002-89	Mercedes-Benz Unimog U-2150
2002-89	Mercedes-Benz Unimog U-2150L
2002-91	Mercedes-Benz Unimog U-2400
2002-93	Mercedes-Benz Unimog U-2400TG
2002-93	Mercedes-Benz Unimog U-2450
1976-66	Mercedes-Benz Unimog U-54

14735N

New Alternator - Hitachi IR/EF, 70A, 12V, CW, 2-Groove Pulley



1989-86	Chevrolet W4500 Tiltmaster
1989-86	GMC W4500 Forward
1990-86	Isuzu NPR

14789N

New Alternator - Bosch ER/EF, 90A, 12V, CW, 4-Groove Pulley



1989-88	Dodge B250
1989-88	Dodge B350
1989-88	Dodge D250

YEAR MAKE / MODEL

14789N - continued

1989-88	Dodge D350
1989-88	Dodge W250
1989-88	Dodge W350

23502N

New Alternator - Bosch IR/EF, 80A, 24V, CW, w/o Pulley



2006-96	Renault Buses
2006-97	Renault Kerax
2001-96	Renault Magnum
2000-96	Renault Midliner
2006-00	Renault Midlum
2006-96	Renault Premium

23868N

New Alternator - Bosch IR/IF, 120A, 24V, CW, 8-Groove Pulley



2012-06	Volvo FH400
2012-06	Volvo FH440
2012-06	Volvo FH480
2012-06	Volvo FH520
2012-05	Volvo FM360
2012-05	Volvo FM400
2012-05	Volvo FM440
2012-05	Volvo FM480

23877N

New Alternator - Bosch IR/IF, 110A, 24V, CW, 8-Groove Pulley



2006-97	Renault Kerax
2001-96	Renault Magnum
2000-96	Renault Midliner
2006-00	Renault Midlum
2006-96	Renault Premium
2012-01	Volvo B12B
2013-93	Volvo FH12
2003-99	Volvo FM10
2005-98	Volvo FM12
2001-98	Volvo FM7
2005-01	Volvo FM9

BUYERS GUIDE - ALTERNATORS AND GENERATORS

YEAR MAKE / MODEL

5838R

Reman Generator - Ford, 30 Amp/12 Volt, CW



1964-57 Ford F-250 Pickup
1964-57 Ford F-350 Pickup

7006R

Reman Alternator - Chrysler ER/IF, 60A, 12V, CW, 1-Groove Pulley



1969-60 Dodge All Models (By Engine)
1969-68 Dodge D200 Pickup
1967-62 Dodge D200 Series
1969-68 Dodge D300 Pickup
1967-62 Dodge D300 Series
1967-61 Dodge P200
1967-61 Dodge P300
1969-68 Dodge W200 Pickup
1967-62 Dodge W200 Series
1969-68 Dodge W300 Pickup
1967-62 Dodge W300 Series

7007R

Reman Alternator - Chrysler ER, 60A, 12V, CW, 1-Groove Pulley



1969-60 Dodge All Models (By Engine)
1969-68 Dodge D200 Pickup
1967-62 Dodge D200 Series
1969-68 Dodge D300 Pickup
1967-62 Dodge D300 Series
1967-61 Dodge P200
1967-61 Dodge P300
1969-68 Dodge W200 Pickup
1967-62 Dodge W200 Series
1969-68 Dodge W300 Pickup
1967-62 Dodge W300 Series

7024N

New Alternator - Chrysler Square Back ER/IF, 78A, 12V, CW, 1-Groove Pulley



YEAR MAKE / MODEL

7024N - continued

1977-70 Dodge All Models (By Engine)
1980-75 Dodge B200
1974-71 Dodge B200 Van
1987-81 Dodge B250
1980-75 Dodge B300
1974-71 Dodge B300 Van
1987-81 Dodge B350
1980-75 Dodge D200
1974-70 Dodge D200 Pickup
1987-81 Dodge D250
1980-75 Dodge D300
1974-70 Dodge D300 Pickup
1987-81 Dodge D350
1981-78 Dodge D400
1981-78 Dodge D450
1972-70 Dodge P200
1972-70 Dodge P300
1980-75 Dodge W200
1974-70 Dodge W200 Pickup
1987-81 Dodge W250
1980-75 Dodge W300
1974-70 Dodge W300 Pickup
1987-81 Dodge W350

7051R

Reman Alternator - Ford ER/EF, 42A, 12Volt, CW



1964-61 Ford F-250 Pickup
1964-61 Ford F-350 Pickup

7058N

New Alternator - Ford 1G Series ER/EF, 65A, 12V, CW, 1-Groove Pulley



1971-68 Ford E-200 Econoline
1971-68 Ford E-300 Econoline
1971-62 Ford F-250 Pickup
1971-62 Ford F-350 Pickup
1972-65 Ford P-100
1972-64 Ford P-350

7078N

New Alternator - Ford 1G Series ER/EF, 65A, 12V, CW, 1-Groove Pulley



1981-65 Ford All Models (By Engine)
1991-82 Ford B600
1991-82 Ford B700

BUYERS GUIDE - ALTERNATORS AND GENERATORS


YEAR	MAKE / MODEL	YEAR	MAKE / MODEL
7078N - continued		7122N - continued	
1991-82	Ford B800	1975-66	Chevrolet JV80
1974-72	Ford E-200 Econoline	1972-63	Chevrolet K20 Pickup
1989-75	Ford E-250 Econoline	1972-63	Chevrolet K20 Suburban
1989-75	Ford E-250 Econoline Club Wagon	1972-68	Chevrolet K30 Pickup
1974-72	Ford E-300 Econoline	1969-67	Chevrolet MB60
1989-75	Ford E-350 Econoline	1966-65	Chevrolet N50
1989-77	Ford E-350 Econoline Club Wagon	1966-63	Chevrolet N60
1992-75	Ford F-250	1966-63	Chevrolet N80
1974-69	Ford F-250 Pickup	1967-63	Chevrolet P20 Series
1992-75	Ford F-350	1973-68	Chevrolet P20 Van
1974-72	Ford F-350 Pickup	1967-63	Chevrolet P30 Series
1976-75	Ford F-500	1973-68	Chevrolet P30 Van
1991-82	Ford F600	1966-65	Chevrolet Q50
1991-82	Ford F700	1966-63	Chevrolet Q60
1991-82	Ford F800	1965-63	Chevrolet Q80
1991-82	Ford F900	1974-71	Chevrolet RM80
1990-82	Ford L6000	1972-71	Chevrolet SE50
1990-82	Ford L7000	1972-71	Chevrolet SG50
1990-82	Ford L8000	1972-71	Chevrolet SS50
1990-82	Ford L9000	1970-63	Chevrolet T40
1973-72	Ford P-100	1969-67	Chevrolet TD50
1976-72	Ford P-350	1969-67	Chevrolet TD60
1976-75	Ford P-400	1975-63	Chevrolet TE50
1977-75	Ford P-500	1975-63	Chevrolet TE60
		1975-66	Chevrolet TE65
		1975-67	Chevrolet TG50
		1975-67	Chevrolet TG60
		1969-66	Chevrolet TG70
		1968-66	Chevrolet TJ70
		1974-67	Chevrolet TM65
		1974-67	Chevrolet TM70
		1974-67	Chevrolet TM80
		1972-71	Chevrolet TS50
		1975-66	Chevrolet TV70
		1966-63	Chevrolet V60
		1966-63	Chevrolet V80
		1975-71	Chevrolet W70
		1974-71	Chevrolet WM80
		1974-66	Chevrolet WV70
		1965-63	GMC A60
		1965-63	GMC A80
		1972-66	GMC C25/C2500 Pickup
		1972-68	GMC C25/C2500 Suburban
		1966	GMC C35 Pickup
		1972-67	GMC C35/C3500 Pickup
		1970-63	GMC C40
		1970-67	GMC CD6000
		1972-63	GMC CE4500
		1978-63	GMC CE5000
		1972-71	GMC CE5500
		1975-63	GMC CE6000
		1972-67	GMC CG5500
		1972-67	GMC CG6000
		1972-71	GMC CM5500
		1972-70	GMC CM6000
		1972-71	GMC CM6500
		1972-71	GMC CS4500
		1975-63	GMC CS5000
		1972-71	GMC CS5500
		1975-63	GMC CS6000
		1972-67	GMC G25/G2500 Van
		1972-67	GMC G35/G3500 Van
		1975-73	GMC HE70
		1975-73	GMC HE80
		1969-67	GMC HG70
		1972-67	GMC HJ70
		1974-71	GMC HM70
		1974-71	GMC HM80
		1975-66	GMC HV70
		1975-73	GMC JE70
		1975-73	GMC JE80
		1969-67	GMC JG70
		1972-67	GMC JJ70
		1974-71	GMC JM70
		1974-71	GMC JM80
		1975-66	GMC JV70

7122N

New Alternator - Delco 10DN Series, 63A, 12V, CW, 1-Groove Pulley



BUYERS GUIDE - ALTERNATORS AND GENERATORS

YEAR	MAKE / MODEL	YEAR	MAKE / MODEL
7122N - continued		7122N - continued	
1975-66	GMC HV7500	1965-63	International AB120
1975-73	GMC JE70	1965	International AB1200
1975-73	GMC JE80	1965-63	International AB140
1969-67	GMC JG70	1965	International AB1400
1972-67	GMC JJ7500	1970-63	International All Models (By Engine)
1974-71	GMC JM7500	1965-63	International AM120
1974-71	GMC JM80	1965-63	International AM130
1975-66	GMC JV7500	1964-63	International AM150
1975-66	GMC JV8500	1964	International C900
1966	GMC K25 Pickup	1974-72	International Cargostar
1972-67	GMC K25/K2500 Pickup	1965-63	International CM110
1972-68	GMC K25/K2500 Suburban	1965-63	International CM75
1966	GMC K35 Pickup	1965-63	International CM80
1972-67	GMC K35/K3500 Pickup	1965	International D300
1969-67	GMC MB60	1965	International D900
1966-65	GMC N50	1967-63	International M Series Van
1966-63	GMC N60	1970-65	International M1100
1966-63	GMC N80	1970-65	International M1200
1972-66	GMC P25/P2500 Van	1969-65	International M1400
1972-66	GMC P35/P3500 Van	1967-65	International M700
1966-65	GMC Q50	1970-65	International M800
1966-63	GMC Q60	1969	International M800 Navy
1965-63	GMC Q80	1970-69	International M800 Post Office
1974-71	GMC RM7500	1970-67	International MA1200
1972-71	GMC SE5500	1970-63	International Scout
1975-73	GMC SE6000	1971-65	Waukesha 135
1972-71	GMC SG5500	1966-65	Waukesha 180
1972-71	GMC SM5500	1966-65	Waukesha 190
1972-71	GMC SS5500	1966-65	Waukesha 195
1975-73	GMC SS6000	1966-65	Waukesha 197
1970-63	GMC T40	1965-63	Waukesha 140GZ
1969-67	GMC TD50	1973-70	Waukesha 180DCL
1969-67	GMC TD60	1970	Waukesha 190GBL
1975-63	GMC TE5500	1970	Waukesha 195GK
1975-63	GMC TE6000	1973-65	Waukesha F-1197
1975-66	GMC TE6500	1973-71	Waukesha F-1905
1975-67	GMC TG5500	1972-68	Waukesha F-232G
1975-67	GMC TG60	1970-65	Waukesha F-265
1969-66	GMC TG70	1966-65	Waukesha F-283
1968-66	GMC TJ70	1973-67	Waukesha F-2895
1972-71	GMC TM5500	1970-68	Waukesha F-310
1974-73	GMC TM6000	1972-65	Waukesha F-320G
1974-67	GMC TM6500	1973-67	Waukesha F-3521
1974-67	GMC TM7500	1973-66	Waukesha F-554G
1974-67	GMC TM80	1980-65	Waukesha F-817G
1972-71	GMC TS5500	1973-68	Waukesha H-1077
1975-73	GMC TS6000	1966-65	Waukesha H-570
1975-66	GMC TV7500	1973-65	Waukesha H-884
1966-63	GMC V60	1973-68	Waukesha L-1616
1966-63	GMC V80	1973-68	Waukesha L-5100D
1974-71	GMC WM7500	1973-68	Waukesha L-5108G
1974-71	GMC WM80	1973-68	Waukesha L-5790
1974-66	GMC WV7500	1970-68	Waukesha L-5890
1969-67	International 1000B	1973-68	Waukesha L-7042G
1969-68	International 1000C	1973-71	Waukesha P-2154
1970-69	International 1000D	1968-67	White (Rio Division) All Models (By Engine)
1969-67	International 1100B		
1969-68	International 1100C		
1970-69	International 1100D		
1969-67	International 1200B		
1969-68	International 1200C		
1970-69	International 1200D		
1969-68	International 1300B		
1969-68	International 1300C		
1970-69	International 1300D		
1967-66	International 900A		
1969-68	International 908B		
1969-68	International 908C		
		7127-12N	
		New Alternator - Delco 10SI Series IR/EF, 63A, 12V, CW, 1-Groove Pulley	
			
		1986-82	Chevrolet C20

BUYERS GUIDE - ALTERNATORS AND GENERATORS

YEAR	MAKE / MODEL	YEAR	MAKE / MODEL
7127-12N - continued		7127-3N - continued	
1986-82	Chevrolet C20 Suburban	1974-73	Chevrolet K30 Pickup
1986-82	Chevrolet C30	1989	Chevrolet Kodiak
1986-85	Chevrolet G20	1986-75	Chevrolet P20
1986-85	Chevrolet G30	1974-73	Chevrolet P20 Van
1985-82	Chevrolet K20	1986-75	Chevrolet P30
1985-82	Chevrolet K20 Suburban	1974-73	Chevrolet P30 Van
1986-82	Chevrolet K30	1978-75	GMC C25
1982	Chevrolet P20	1978-75	GMC C25 Suburban
1982	Chevrolet P30	1974-73	GMC C25/C2500 Pickup
1986-82	GMC C2500	1974-73	GMC C25/C2500 Suburban
1986-82	GMC C2500 Suburban	1986-79	GMC C2500
1986-82	GMC C3500	1986-79	GMC C2500 Suburban
1986-85	GMC G2500	1978-75	GMC C35
1986-85	GMC G3500	1974-73	GMC C35/C3500 Pickup
1985-82	GMC K2500	1986-79	GMC C3500
1982	GMC K2500 Suburban	1989	GMC C5000
1986-82	GMC K3500	1989	GMC C6000
1982	GMC P2500	1978-75	GMC G25
1982	GMC P3500	1974-73	GMC G25/G2500 Van
1975-74	International 200	1986-79	GMC G2500
1973-71	International 1010	1978-75	GMC G35
1973-71	International 1110	1974-73	GMC G35/G3500 Van
1973-71	International 1210	1986-79	GMC G3500
1973-71	International 1310	1978-75	GMC K25
1971	International All Models (By Engine)	1978-75	GMC K25 Suburban
1979-72	International Cargostar	1974-73	GMC K25/K2500 Pickup
1972	International DM10	1974-73	GMC K25/K2500 Suburban
1979-71	International Fleetstar	1986-79	GMC K2500
1979-71	International Loadstar	1986-79	GMC K2500 Suburban
1972-71	International M1100	1978-77	GMC K35
1972-71	International M1200	1974-73	GMC K35/K3500 Pickup
1971	International M800	1986-79	GMC K3500
1972-71	International M800 Post Office	1978-75	GMC P25
1971	International MA1200	1974-73	GMC P25/P2500 Van
1974	International MHC1310	1986-79	GMC P2500
1975	International MS	1978-75	GMC P35
1974-72	International MS1210	1974-73	GMC P35/P3500 Van
1971	International Scout	1986-79	GMC P3500
1980-71	International Scout II	1989	GMC Topkick
1975	International Travelall		

7127-3N

New Alternator - Delco 10SI Series IR/EF, 63A, 12V, CW, 1-Groove Pulley, 03:00 Plug Clock, 3-Wire System



1986-75	Chevrolet C20
1974-73	Chevrolet C20 Pickup
1986-73	Chevrolet C20 Suburban
1986-75	Chevrolet C30
1974-73	Chevrolet C30 Pickup
1989	Chevrolet C50
1989	Chevrolet C60
1989	Chevrolet C70
1986-75	Chevrolet G20
1974-73	Chevrolet G20 Van
1986-75	Chevrolet G30
1974-73	Chevrolet G30 Van
1986-75	Chevrolet K20
1974-73	Chevrolet K20 Pickup
1986-73	Chevrolet K20 Suburban
1986-77	Chevrolet K30

7127-9N

New Alternator - Delco 10SI Series IR/EF, 63A, 12V, CW, 1-Groove Pulley



1986-84	Chevrolet B60
1986-75	Chevrolet C20
1974-73	Chevrolet C20 Pickup
1982-73	Chevrolet C20 Suburban
1986-75	Chevrolet C30
1974-73	Chevrolet C30 Pickup
1990-79	Chevrolet C50
1990	Chevrolet C5500 Kodiak
1988-79	Chevrolet C5D
1990-79	Chevrolet C60
1990	Chevrolet C60 Kodiak
1990	Chevrolet C6500 Kodiak
1988-79	Chevrolet C6D
1990-79	Chevrolet C70
1990	Chevrolet C70 Kodiak
1990	Chevrolet C7500 Kodiak
1990	Chevrolet C80
1976	Chevrolet CD60

BUYERS GUIDE - ALTERNATORS AND GENERATORS

YEAR	MAKE / MODEL	YEAR	MAKE / MODEL
7127-9N - continued		7127-9N - continued	
1978-69	Chevrolet CE50	1976	GMC CD6000
1978-69	Chevrolet CE60	1978-69	GMC CE5000
1974-73	Chevrolet CM60	1972-71	GMC CE5500
1980-73	Chevrolet CS50	1978-69	GMC CE6000
1980-73	Chevrolet CS60	1972-71	GMC CE6500
1984-75	Chevrolet G20	1974-73	GMC CM6000
1974-73	Chevrolet G20 Van	1974-73	GMC CM6500
1984-75	Chevrolet G30	1980-73	GMC CS5000
1974-73	Chevrolet G30 Van	1980-73	GMC CS6000
1978-74	Chevrolet HE70	1978-75	GMC G25
1978-74	Chevrolet HE80	1974-73	GMC G25/G2500 Van
1978-76	Chevrolet HV70	1984-79	GMC G2500
1978-76	Chevrolet HV80	1978-75	GMC G35
1982-79	Chevrolet J8C Bruin	1974-73	GMC G35/G3500 Van
1982-79	Chevrolet J9C Bruin	1984-79	GMC G3500
1978-74	Chevrolet JE70	1978-74	GMC HE70
1978-74	Chevrolet JE80	1978-74	GMC HE80
1978-76	Chevrolet JV70	1978-76	GMC HV7500
1978-76	Chevrolet JV80	1982-79	GMC J8C Bruin
1986-75	Chevrolet K20	1982-79	GMC J9C Bruin
1974-73	Chevrolet K20 Pickup	1978-74	GMC JE70
1982-73	Chevrolet K20 Suburban	1978-74	GMC JE80
1986-77	Chevrolet K30	1978-76	GMC JV7500
1974-73	Chevrolet K30 Pickup	1978-76	GMC JV8500
1989-82	Chevrolet Kodiak	1978-75	GMC K25
1990	Chevrolet Kodiak C8500	1978-75	GMC K25 Suburban
1972-71	Chevrolet ME Series	1974-73	GMC K25/K2500 Pickup
1986-75	Chevrolet P20	1974-73	GMC K25/K2500 Suburban
1974-73	Chevrolet P20 Van	1986-79	GMC K2500
1986-75	Chevrolet P30	1984-79	GMC K2500 Suburban
1974-73	Chevrolet P30 Van	1978-77	GMC K35
1986-79	Chevrolet P40	1974-73	GMC K35/K3500 Pickup
1986-84	Chevrolet P6000	1986-79	GMC K3500
1988-87	Chevrolet R20	1972-71	GMC ME6500
1988-87	Chevrolet R30	1978-75	GMC P25
1972-71	Chevrolet SE50	1974-73	GMC P25/P2500 Van
1978-69	Chevrolet TE50	1986-79	GMC P2500
1978-69	Chevrolet TE60	1978-75	GMC P35
1978-69	Chevrolet TE65	1974-73	GMC P35/P3500 Van
1974-73	Chevrolet TM65	1986-79	GMC P3500
1974-73	Chevrolet TM70	1986-79	GMC P4500
1974-73	Chevrolet TM80	1986-84	GMC P6500
1987	Chevrolet V20	1978-77	GMC PS4500
1988-87	Chevrolet V30	1988-87	GMC R2500
1982-79	Chevrolet W6	1988-87	GMC R3500
1982-79	Chevrolet W7	1972-71	GMC SE5500
1986-84	GMC B6000	1975-73	GMC SE6000
1978-75	GMC C25	1974-73	GMC SM6000
1978-75	GMC C25 Suburban	1974-73	GMC SM6500
1974-73	GMC C25/C2500 Pickup	1976-73	GMC SS6000
1974-73	GMC C25/C2500 Suburban	1978-69	GMC TE5500
1986-79	GMC C2500	1978-69	GMC TE6000
1984-79	GMC C2500 Suburban	1978-69	GMC TE6500
1978-75	GMC C35	1974-73	GMC TM6500
1974-73	GMC C35/C3500 Pickup	1974-73	GMC TM7500
1986-79	GMC C3500	1974-73	GMC TM80
1990-79	GMC C5000	1989-82	GMC Topkick
1990	GMC C5000 Topkick	1990	GMC Topkick C8500
1990	GMC C5500 Topkick	1975-73	GMC TS6000
1988-79	GMC C5D	1987	GMC V2500
1990-79	GMC C6000	1988-87	GMC V3500
1990	GMC C6000 Topkick	1982-79	GMC W6
1990	GMC C6500 Topkick	1982-79	GMC W7
1988-79	GMC C6D		
1990-79	GMC C7000		
1990	GMC C7000 Topkick		
1990	GMC C7500 Topkick		
1990	GMC C80		

BUYERS GUIDE - ALTERNATORS AND GENERATORS

YEAR MAKE / MODEL

YEAR MAKE / MODEL

7127-SEN

New Alternator - Delco 10SI Series IR/EF, 63A, 12V, CW, 1-Groove Pulley, 1-Wire System



1985-75 Chevrolet C20
 1974-73 Chevrolet C20 Pickup
 1985-73 Chevrolet C20 Suburban
 1985-75 Chevrolet C30
 1974-73 Chevrolet C30 Pickup
 1989 Chevrolet C50
 1989 Chevrolet C60
 1989 Chevrolet C70
 1986-75 Chevrolet G20
 1974-73 Chevrolet G20 Van
 1985-75 Chevrolet G30
 1974-73 Chevrolet G30 Van
 1985-75 Chevrolet K20
 1974-73 Chevrolet K20 Pickup
 1985-73 Chevrolet K20 Suburban
 1985-77 Chevrolet K30
 1974-73 Chevrolet K30 Pickup
 1986-75 Chevrolet P20
 1974-73 Chevrolet P20 Van
 1986-75 Chevrolet P30
 1974-73 Chevrolet P30 Van
 1978-75 GMC C25
 1978-75 GMC C25 Suburban
 1974-73 GMC C25/C2500 Pickup
 1974-73 GMC C25/C2500 Suburban
 1985-79 GMC C2500
 1985-79 GMC C2500 Suburban
 1978-75 GMC C35
 1974-73 GMC C35/C3500 Pickup
 1985-79 GMC C3500
 1989 GMC C5000
 1989 GMC C6000
 1978-75 GMC G25
 1974-73 GMC G25/G2500 Van
 1985-79 GMC G2500
 1978-75 GMC G35
 1974-73 GMC G35/G3500 Van
 1985-79 GMC G3500
 1978-75 GMC K25
 1978-75 GMC K25 Suburban
 1974-73 GMC K25/K2500 Pickup
 1974-73 GMC K25/K2500 Suburban
 1985-79 GMC K2500
 1985-79 GMC K2500 Suburban
 1978-77 GMC K35
 1974-73 GMC K35/K3500 Pickup
 1985-79 GMC K3500
 1978-75 GMC P25
 1974-73 GMC P25/P2500 Van
 1986-79 GMC P2500
 1978-75 GMC P35
 1974-73 GMC P35/P3500 Van
 1986-79 GMC P3500

7134-3N

New Alternator - Delco 15SI Series IR/EF, 85A, 12V, CW



1984-83 Chevrolet P20
 1984-83 Chevrolet P30
 1984-83 GMC P2500
 1984-83 GMC P3500

7134-9N

New Alternator - Delco 15SI Series IR/EF, 85A, 12V, CW, 1-Groove Pulley



1986-84 Chevrolet B60
 1990-80 Chevrolet C50
 1990 Chevrolet C5500 Kodiak
 1989-80 Chevrolet C5D
 1990-80 Chevrolet C60
 1990 Chevrolet C60 Kodiak
 1990 Chevrolet C6500 Kodiak
 1989-80 Chevrolet C6D
 1990-80 Chevrolet C70
 1990 Chevrolet C70 Kodiak
 1990 Chevrolet C7500 Kodiak
 1990 Chevrolet C80
 1980 Chevrolet CS50
 1980 Chevrolet CS60
 1986-80 Chevrolet J8C Bruin
 1986-80 Chevrolet J9C Bruin
 1990-82 Chevrolet Kodiak
 1990 Chevrolet Kodiak C8500
 1989-80 Chevrolet P20
 1990-80 Chevrolet P30
 1989-80 Chevrolet P40
 1990-83 Chevrolet P6000
 1982-80 Chevrolet W6
 1982-80 Chevrolet W7
 1986-84 GMC B6000
 1990-80 GMC C5000
 1990 GMC C5500 Topkick
 1989-80 GMC C5D
 1990-80 GMC C6000
 1990 GMC C6000 Topkick
 1990 GMC C6500 Topkick
 1989-80 GMC C6D
 1990-80 GMC C7000
 1990 GMC C7000 Topkick
 1990 GMC C7500 Topkick
 1990 GMC C80
 1980 GMC CS5000
 1980 GMC CS6000
 1986-80 GMC J8C Bruin
 1986-80 GMC J9C Bruin
 1989-80 GMC P2500
 1990-80 GMC P3500
 1989-80 GMC P4500

BUYERS GUIDE - ALTERNATORS AND GENERATORS

YEAR	MAKE / MODEL	YEAR	MAKE / MODEL
7134-9N - continued		7138N - continued	
1990-83	GMC P6500	1978-76	Chevrolet TE60
1990-82	GMC Topkick	1978-76	Chevrolet TE65
1990	GMC Topkick C8500	1989-86	Chevrolet W4500 Tiltmaster
1982-80	GMC W6	1991	Consolidated Diesel 4B
1982-80	GMC W7	1991	Consolidated Diesel 6B
		1991	Consolidated Diesel 6C
		1985-83	Cummins Engines 855 Series
		1988-80	Cummins Engines B Series
		1988-80	Cummins Engines C Series
		1992-83	Cummins Engines K Series
		1991-83	Cummins Engines L Series
		1985-83	Cummins Engines V Series
		1993-79	GMC B6000
		1983	GMC C5D
		1993-79	GMC C6000
		1989-79	GMC C6D
		1993-79	GMC C7000
		1989-79	GMC C7D
		1988-87	GMC CD5000
		1988-87	GMC CD6000
		1988-87	GMC CD6500
		1983-79	GMC D9K Titan
		1983-79	GMC D9L Titan
		1978-74	GMC HI9500
		1974	GMC HN9500
		1978-77	GMC HY7500
		1988-79	GMC J8
		1988-77	GMC J8C Bruin
		1988-77	GMC J9C Bruin
		1978-74	GMC JI9500
		1974	GMC JN9500
		1978-77	GMC JY7500
		1978-77	GMC MC9500
		1978-74	GMC MH9500
		1978-77	GMC MK9500
		1984-79	GMC N9E Bison
		1984-79	GMC N9F Bison
		1978-77	GMC NH9500
		1978-77	GMC NI9500
		1978-77	GMC NJ9500
		1978-76	GMC TE5500
		1978-76	GMC TE6000
		1978-76	GMC TE6500
		1990-82	GMC Topkick
		1989-86	GMC W4500 Forward
		1987-85	International 1754
		1987-84	International 1954
		1987-81	International 2200-2275 Series
		1987-84	International 2300-2375 Series
		1987-79	International 2554 / 2564 Series
		1987-81	International 2574 / 2575 Series
		1989-82	International 2674 / 2675 Series
		1987-85	International 3000-3900 Series Bus
		1987-84	International 4000-4900 Series Medium-Duty
		1971-69	International All Models (By Engine)
		1987-72	International Cargostar
		1979-71	International Fleetstar
		1979-71	International Loadstar
		1989-77	International Paystar
		1987-77	International S Series
		1979-71	International Transtar
		1974-71	International Unitstar
		1990-86	Peterbilt 357
		1985-79	Peterbilt 359
		1985-79	Peterbilt 362
		1990-86	Peterbilt 379
		1985-72	Peterbilt All Models (By Engine)
		1986-83	Volvo All Models (By Engine)

7136N
New Alternator - Delco 27SI/200 Series IR/EF, 80A, 12V, Bi-Directional, Pos. Grd., w/o pulley



- 1979-73 Autocar All Models (By Engine)
- 1974-72 Mack DM / DMM Series
- 1974-72 Mack F / FL / FS Series
- 1974-72 Mack MB Series
- 1974-72 Mack R Series
- 1974-72 Mack U Series
- 1982-74 Western Star All Models (By Engine)
- 1984-74 White All Models (By Engine)

7138N
New Alternator - Delco 27SI/200 Series IR/EF, 80A, 12V, Bi-Directional, Neg. Grd., w/o pulley



- 1979-73 Autocar All Models (By Engine)
- 1993-79 Chevrolet B60
- 1983 Chevrolet C5D
- 1993-79 Chevrolet C60
- 1989-79 Chevrolet C6D
- 1993-79 Chevrolet C70
- 1989-79 Chevrolet C7D
- 1988-87 Chevrolet CD50
- 1988-87 Chevrolet CD60
- 1983-79 Chevrolet D9K Titan
- 1983-79 Chevrolet D9L Titan
- 1976-74 Chevrolet HI90
- 1974 Chevrolet HN90
- 1978-77 Chevrolet HY70
- 1988-79 Chevrolet J8
- 1988-77 Chevrolet J8C Bruin
- 1988-77 Chevrolet J9C Bruin
- 1976-74 Chevrolet JI90
- 1974 Chevrolet JN90
- 1978-77 Chevrolet JY70
- 1990-82 Chevrolet Kodiak
- 1978-77 Chevrolet MC90
- 1978-74 Chevrolet MH90
- 1978-77 Chevrolet MK90
- 1984-79 Chevrolet N9E Bison
- 1984-79 Chevrolet N9F Bison
- 1978-77 Chevrolet NH90
- 1978-77 Chevrolet NI90
- 1978-77 Chevrolet NJ90
- 1978-76 Chevrolet TE50

BUYERS GUIDE - ALTERNATORS AND GENERATORS

YEAR MAKE / MODEL

7138N - continued

1982-74 Western Star All Models (By Engine)
1984-74 White All Models (By Engine)

7157MN

New Alternator - Delco 27SI/Type 100 Series IR/EF, 100A, 12V, CW, w/o Pulley



1990-79 Chevrolet B60
1985-80 Chevrolet C20
1985-80 Chevrolet C20 Suburban
1985-80 Chevrolet C30
1990-79 Chevrolet C50
1988-79 Chevrolet C5D
1988-79 Chevrolet C60
1988-79 Chevrolet C6D
1986-79 Chevrolet C70
1982-79 Chevrolet C7D
1978-73 Chevrolet CE50
1978-73 Chevrolet CE60
1975-73 Chevrolet CG60
1974-73 Chevrolet CM60
1979-73 Chevrolet CS50
1979-73 Chevrolet CS60
1986-80 Chevrolet G20
1986-80 Chevrolet G30
1978-74 Chevrolet HE70
1978-74 Chevrolet HE80
1978-74 Chevrolet JE70
1978-74 Chevrolet JE80
1980 Chevrolet K20
1985-80 Chevrolet K20 Suburban
1985-80 Chevrolet K30
1988-82 Chevrolet Kodiak
1978-73 Chevrolet ME Series
1986-75 Chevrolet P20
1974-73 Chevrolet P20 Van
1986-75 Chevrolet P30
1974-73 Chevrolet P30 Van
1978-73 Chevrolet TE50
1978-73 Chevrolet TE60
1978-73 Chevrolet TE65
1974-73 Chevrolet TM65
1974-73 Chevrolet TM70
1974-73 Chevrolet TM80
1979 Chevrolet W6
1979 Chevrolet W7
1990-79 GMC B6000
1985-80 GMC C2500
1985-80 GMC C2500 Suburban
1985-80 GMC C3500
1990-79 GMC C5000
1988-79 GMC C5D
1988-79 GMC C6000
1988-79 GMC C6D
1986-79 GMC C7000
1982-79 GMC C7D
1978-77 GMC CD6000
1978-77 GMC CD6500
1978-73 GMC CE5000
1978-73 GMC CE6000
1975-73 GMC CG6000

YEAR MAKE / MODEL

7157MN - continued

1974-73 GMC CM6000
1974-73 GMC CM6500
1979-73 GMC CS5000
1979-73 GMC CS6000
1986-80 GMC G2500
1986-80 GMC G3500
1978-74 GMC HE70
1978-74 GMC HE80
1978-74 GMC JE70
1978-74 GMC JE80
1980 GMC K2500
1980 GMC K2500 Suburban
1985-80 GMC K3500
1978-73 GMC ME6500
1978-75 GMC P25
1974-73 GMC P25/P2500 Van
1986-79 GMC P2500
1978-75 GMC P35
1974-73 GMC P35/P3500 Van
1986-79 GMC P3500
1978-77 GMC PS4500
1978-73 GMC SE6000
1975-73 GMC SG6000
1974-73 GMC SM6000
1974-73 GMC SM6500
1976-73 GMC SS6000
1978-73 GMC TE5500
1978-73 GMC TE6000
1978-73 GMC TE6500
1974-73 GMC TM6000
1974-73 GMC TM6500
1974-73 GMC TM7500
1974-73 GMC TM80
1988-82 GMC Topkick
1979 GMC W6
1979 GMC W7

7175N

New Alternator - Delco 10SI/106 Series, 40A, 24V, CW



1978-77 Murphy Diesel 452
1978-77 Murphy Diesel 462
1978-77 Murphy Diesel 472
1978-77 Murphy Diesel 852
1978-77 Murphy Diesel 862
1978-77 Murphy Diesel 872

7176N

New Alternator - Delco 10SI/116 Series IR/EF, 40A, 24V, CW, 1-Groove Pulley



1985-80 Cummins Engines B Series
All John Deere 8955T / A

BUYERS GUIDE - ALTERNATORS AND GENERATORS

YEAR MAKE / MODEL

7197N

New Alternator - Delco 27SI/200 Series IR/EF, 65A, 24V, Bi-Directional, Neg. Grd., w/o pulley



- 1991 Consolidated Diesel 4B
- 1991 Consolidated Diesel 6B
- 1991 Consolidated Diesel 6C
- 1992-83 Cummins Engines K Series
- 1991 Cummins Engines L Series
- 1985-83 Cummins Engines V Series
- 1992-88 International 1452
- 1989-88 International 1754
- 1992-88 International 1652 / 1654
- 1987-81 International 2200-2275 Series
- 1987-84 International 2300-2375 Series
- 1994-93 International 2554 / 2564 Series
- 1987-81 International 2574 / 2575 Series
- 1994-93 International 2654 Series
- 1994-82 International 2674 / 2675 Series
- 1996-85 International 3000-3900 Series Bus
- 1996-88 International 4000-4900 Series Medium-Duty
- 1996-88 International 5000-5900 Series Severe Service
- 1996-90 International 7100-7700 Severe Service
- 1996-88 International 8100-8600 Heavy-Duty
- 1996-86 International 9100-9900 Heavy-Duty
- 1987-85 International S Series

7252N

New Alternator - Delco 25SI Series IR/EF, 75A, 24V, Bi-Directional, Neg. Grd., w/o pulley



- 1985-83 Cummins Engines 855 Series
- 1990-83 Cummins Engines K Series
- 1990-83 Cummins Engines L Series
- 1985-83 Cummins Engines V Series

7254N

New Alternator - Delco 25SI Series IR/EF, 50A, 24V, Bi-Directional, Neg. Grd., w/o pulley



- 1977-67 Caterpillar 1674
- 1977-71 Caterpillar 1693
- 1977-71 Caterpillar 1673C
- 1985-83 Cummins Engines 855 Series
- 1990-83 Cummins Engines K Series
- 1990-83 Cummins Engines L Series
- 1985-83 Cummins Engines V Series

YEAR MAKE / MODEL

7254N - continued

- 1980-71 Murphy Diesel 452
- 1980-71 Murphy Diesel 462
- 1980-71 Murphy Diesel 472
- 1980-71 Murphy Diesel 852
- 1980-71 Murphy Diesel 862
- 1980-71 Murphy Diesel 872
- 1980-71 Murphy Diesel MP-11
- 1980-71 Murphy Diesel MP-12
- 1980-71 Murphy Diesel MP-20
- 1980-71 Murphy Diesel MP-21
- 1980-71 Murphy Diesel MP-22
- 1980-71 Murphy Diesel MP-24
- 1991-87 Volvo All Models (By Engine)
- 1986-74 Waukesha F-1197
- 1986-75 Waukesha F-2895
- 1986-79 Waukesha F-3335D
- 1986-75 Waukesha F-3521
- 1978-74 Waukesha H-1077
- 1986-75 Waukesha L-5108G
- 1986-75 Waukesha L-5790
- 1978-75 Waukesha L-5792
- 1986-79 Waukesha L-6670D
- 1986-75 Waukesha L-7042G
- 1988-74 Western Star All Models (By Engine)
- 1984-74 White All Models (By Engine)

7255N

New Alternator - Delco 25SI Series IR/EF, 75A, 12V, Bi-Directional, Neg. Grd., w/o pulley



- 1979-70 Autocar All Models (By Engine)
- 1977-71 Caterpillar 1693
- 1986-84 Chevrolet 9K Astro
- 1986-84 Chevrolet 9L Astro
- 1989-79 Chevrolet D9K Titan
- 1989-79 Chevrolet D9L Titan
- 1989-79 Chevrolet D9M
- 1978-72 Chevrolet DB90
- 1978-69 Chevrolet DC90 Titan
- 1978-69 Chevrolet DH90
- 1978-71 Chevrolet DI90
- 1978-74 Chevrolet DJ90 Titan
- 1976-75 Chevrolet DK90
- 1978-76 Chevrolet DL90
- 1974-71 Chevrolet DN90
- 1978-71 Chevrolet DP90
- 1974-72 Chevrolet FB90
- 1978-69 Chevrolet FC90 Titan
- 1978-69 Chevrolet FH90
- 1978-71 Chevrolet FI90
- 1978-74 Chevrolet FJ90 Titan
- 1976-75 Chevrolet FK90
- 1974-71 Chevrolet FN90
- 1978-69 Chevrolet HC90
- 1978-71 Chevrolet HH90
- 1978-77 Chevrolet HJ90
- 1989-73 Chevrolet J8C Bruin
- 1989-73 Chevrolet J9C Bruin
- 1974-72 Chevrolet JB90
- 1978-69 Chevrolet JC90
- 1978-71 Chevrolet JH90

BUYERS GUIDE - ALTERNATORS AND GENERATORS

YEAR	MAKE / MODEL	YEAR	MAKE / MODEL
7255N - continued		7255N - continued	
1978-77	Chevrolet JJ90	1978-71	GMC MC9500
1974-72	Chevrolet MB90	1978-77	GMC MC9502
1978-71	Chevrolet MC90	1978-69	GMC MH9500
1978-69	Chevrolet MH90	1970-69	GMC MI9500
1970-69	Chevrolet MI90	1989-76	GMC N9E Bison
1989-76	Chevrolet N9E Bison	1989-76	GMC N9F Bison
1989-76	Chevrolet N9F Bison	1978-77	GMC NC9502
1978-77	Chevrolet NH90	1978-77	GMC NH9500
1978-77	Chevrolet NJ90	1978-77	GMC NH9502
1976-71	Chevrolet TW90	1978-77	GMC NJ9502
1976-71	Chevrolet WW90	1976-71	GMC TW90
1985-83	Cummins Engines 855 Series	1976-71	GMC WW90
1990-83	Cummins Engines L Series	1987-85	International 1754
1981-74	Ford All Models (By Engine)	1987-84	International 1954
1990-82	Ford L6000	1987-84	International 2200-2275 Series
1990-82	Ford L7000	1987-79	International 2554 / 2564 Series
1990-82	Ford L8000	1989-85	International 2674 / 2675 Series
1990-82	Ford L9000	1987-84	International 4000-4900 Series Medium-Duty
1988-79	Freightliner FL, FLC 112 / 120	1971-67	International All Models (By Engine)
1988-86	Freightliner FLD 112 / 120	1987-80	International Cargostar
1987-83	Freightliner FLT Series	1979-71	International Fleetstar
1978-70	Freightliner WF (C,P,T) Series	1974-71	International Loadstar
1986-84	GMC 9K Astro	1989-77	International Paystar
1986-84	GMC 9L Astro	1984-77	International S Series
1989-79	GMC D9K Titan	1987-71	International Transtar
1989-79	GMC D9L Titan	1974-71	International Unitstar
1989-79	GMC D9M	1974-72	Kenworth All Models (By Engine)
1978-72	GMC DB9500	1992-73	Kenworth C500
1978-69	GMC DC90 Titan	1992-73	Kenworth K100
1976-69	GMC DC9500	1985-80	Kenworth L700
1978-69	GMC DC9502	1993-86	Kenworth T400
1978-69	GMC DH9500	1993-86	Kenworth T450
1978-69	GMC DH9502	1992-86	Kenworth T600
1978-71	GMC DI9500	1992-86	Kenworth T800
1978-71	GMC DI9502	1986-73	Kenworth W900
1978-74	GMC DJ90 Titan	1994-88	Mack CH Series
1978-75	GMC DJ9502	1994-90	Mack CL Series
1976-75	GMC DK9500	1989-86	Mack CM Series
1978-76	GMC DL9502	1994-90	Mack CS Series (Midliner)
1974-71	GMC DN9500	1994-75	Mack DM / DMM Series
1978-71	GMC DP9500	1988-75	Mack F / FL / FS Series
1978-72	GMC DP9502	1994-88	Mack FDM Series
1978-77	GMC DR9502	1978-75	Mack MB Series
1974-72	GMC FB9500	1994-80	Mack MC Series
1978-69	GMC FC90 Titan	1994-84	Mack MH Series
1976-69	GMC FC9500	1994-80	Mack MR Series
1978-69	GMC FC9502	1990-86	Mack MS Series (Midliner)
1978-69	GMC FH9500	1990-75	Mack R Series
1970-69	GMC FH9502	1994-88	Mack RB Series
1978-71	GMC FI9500	1994-79	Mack RD Series
1978-71	GMC FI9502	1990-75	Mack RL Series
1978-74	GMC FJ9500	1994-78	Mack RM Series
1978-75	GMC FJ9502	1990-75	Mack RS Series
1976-75	GMC FK9500	1994-78	Mack RW Series
1974-71	GMC FN9500	1985-75	Mack U Series
1978-69	GMC HC9500	1990-86	Peterbilt 357
1978-77	GMC HC9502	1990-79	Peterbilt 359
1978-71	GMC HH9500	1990-79	Peterbilt 362
1978-77	GMC HJ90	1990-86	Peterbilt 375
1989-73	GMC J8C Bruin	1990-86	Peterbilt 377
1989-73	GMC J9C Bruin	1990-86	Peterbilt 378
1974-72	GMC JB9500	1990-86	Peterbilt 379
1978-69	GMC JC9500	1990-72	Peterbilt All Models (By Engine)
1978-77	GMC JC9502	1988-83	Volvo All Models (By Engine)
1978-71	GMC JH9500	1974-68	Waukesha H-1077
1978-77	GMC JJ9500	1988-74	Western Star All Models (By Engine)
1978-77	GMC JJ9502	1984-74	White All Models (By Engine)
1974-72	GMC MB9500		

BUYERS GUIDE - ALTERNATORS AND GENERATORS

YEAR MAKE / MODEL

YEAR MAKE / MODEL

7256N

New Alternator - Delco 30SI/TR Series IR/IF, 90A, 12V, CW, Neg. Grd., w/ Transformer Rectifier, w/o pulley



1982-79 Chevrolet D9K Titan
 1982-79 Chevrolet D9L Titan
 1978-77 Chevrolet DK90
 1978-76 Chevrolet DL90
 1986-80 Chevrolet J8C Bruin
 1986-80 Chevrolet J9C Bruin
 1978-77 Chevrolet MK90
 1988-79 Chevrolet N9E Bison
 1988-79 Chevrolet N9F Bison
 1985-83 Cummins Engines 855 Series
 1990-83 Cummins Engines L Series
 1981-74 Ford All Models (By Engine)
 1990-82 Ford L6000
 1990-82 Ford L7000
 1990-82 Ford L8000
 1990-82 Ford L9000
 1988-79 Freightliner FL, FLC 112 / 120
 1988-86 Freightliner FLD 112 / 120
 1987-83 Freightliner FLT Series
 1978-75 Freightliner WF (C,P,T) Series
 1982-79 GMC D9K Titan
 1982-79 GMC D9L Titan
 1978-77 GMC DK9500
 1978-76 GMC DL9502
 1986-80 GMC J8C Bruin
 1986-80 GMC J9C Bruin
 1978-77 GMC MK9500
 1988-79 GMC N9E Bison
 1988-79 GMC N9F Bison
 1987-84 International 2200-2275 Series
 1989-85 International 2674 / 2675 Series
 1989-77 International Paystar
 1984-80 International S Series
 1987-75 International Transtar
 1992-73 Kenworth C500
 1992-73 Kenworth K100
 1985-80 Kenworth L700
 1993-86 Kenworth T400
 1993-86 Kenworth T450
 1992-86 Kenworth T600
 1992-86 Kenworth T800
 1991-73 Kenworth W900
 1994-88 Mack CH Series
 1994-90 Mack CL Series
 1989-86 Mack CM Series
 1994-90 Mack CS Series (Midliner)
 1994-82 Mack DM / DMM Series
 1988-82 Mack F / FL / FS Series
 1994-88 Mack FDM Series
 1978-75 Mack MB Series
 1994-80 Mack MC Series
 1994-84 Mack MH Series
 1994-80 Mack MR Series
 1990-86 Mack MS Series (Midliner)
 1990-75 Mack R Series
 1994-88 Mack RB Series
 1994-79 Mack RD Series
 1990-75 Mack RL Series

7256N - continued

1994-78 Mack RM Series
 1990-75 Mack RS Series
 1994-78 Mack RW Series
 1985-75 Mack U Series
 1990-86 Peterbilt 357
 1990-79 Peterbilt 359
 1990-79 Peterbilt 362
 1990-86 Peterbilt 375
 1990-86 Peterbilt 377
 1990-86 Peterbilt 378
 1990-86 Peterbilt 379
 1990-75 Peterbilt All Models (By Engine)
 1988-83 Volvo All Models (By Engine)
 1993-74 Western Star All Models (By Engine)
 1984-74 White All Models (By Engine)

7262N

New Alternator - Delco 30SI Series IR/EF, 90A, 12V, Bi-Directional, Neg. Grd., w/o pulley



1986-84 Chevrolet 9K Astro
 1986-84 Chevrolet 9L Astro
 1993-89 Chevrolet C60
 1990-89 Chevrolet C6500 Kodiak
 1990-89 Chevrolet C6D
 1993-89 Chevrolet C70
 1990-89 Chevrolet C7500 Kodiak
 1990-89 Chevrolet C7D
 1990-89 Chevrolet C80
 1989-79 Chevrolet D9K Titan
 1989-79 Chevrolet D9L Titan
 1989-79 Chevrolet D9M
 1988-86 Chevrolet J8
 1989-77 Chevrolet J8C Bruin
 1989-77 Chevrolet J9C Bruin
 1990-82 Chevrolet Kodiak
 1990-89 Chevrolet Kodiak C8500
 1978-77 Chevrolet MC90
 1978-77 Chevrolet MH90
 1989-76 Chevrolet N9E Bison
 1989-76 Chevrolet N9F Bison
 1978-77 Chevrolet NH90
 1978-77 Chevrolet NI90
 1978-77 Chevrolet NJ90
 1981-74 Ford All Models (By Engine)
 1990-82 Ford L6000
 1990-82 Ford L7000
 1990-82 Ford L8000
 1990-82 Ford L9000
 1988-79 Freightliner FL, FLC 112 / 120
 1988-86 Freightliner FLD 112 / 120
 1987-83 Freightliner FLT Series
 1978-73 Freightliner WF (C,P,T) Series
 1986-84 GMC 9K Astro
 1986-84 GMC 9L Astro
 1993-89 GMC C6000
 1990-89 GMC C6500 Topkick
 1990-89 GMC C6D
 1993-89 GMC C7000
 1990-89 GMC C7500 Topkick
 1990-89 GMC C7D

BUYERS GUIDE - ALTERNATORS AND GENERATORS

YEAR MAKE / MODEL

YEAR MAKE / MODEL

7262N - *continued*

1990-89 GMC C80
 1989-79 GMC D9K Titan
 1989-79 GMC D9L Titan
 1989-79 GMC D9M
 1988-86 GMC J8
 1989-77 GMC J8C Bruin
 1989-77 GMC J9C Bruin
 1978-77 GMC MC9500
 1978-77 GMC MH9500
 1989-76 GMC N9E Bison
 1989-76 GMC N9F Bison
 1978-77 GMC NC9502
 1978-77 GMC NH9500
 1978-77 GMC NH9502
 1978-77 GMC NI9500
 1978-77 GMC NJ9502
 1990-82 GMC Topkick
 1990-89 GMC Topkick C8500
 1987-81 International 2200-2275 Series
 1987-84 International 2300-2375 Series
 1987-81 International 2574 / 2575 Series
 1989-82 International 2674 / 2675 Series
 1987-85 International 3000-3900 Series Bus
 1989-77 International Paystar
 1987-80 International S Series
 1987-75 International Transtar
 1992-73 Kenworth C500
 1992-73 Kenworth K100
 1985-80 Kenworth L700
 1993-86 Kenworth T400
 1993-86 Kenworth T450
 1992-86 Kenworth T600
 1992-86 Kenworth T800
 1991-73 Kenworth W900
 1994-88 Mack CH Series
 1994-90 Mack CL Series
 1989-86 Mack CM Series
 1994-90 Mack CS Series (Midliner)
 1994-82 Mack DM / DMM Series
 1988-82 Mack F / FL / FS Series
 1994-88 Mack FDM Series
 1978-75 Mack MB Series
 1994-80 Mack MC Series
 1994-84 Mack MH Series
 1994-80 Mack MR Series
 1990-86 Mack MS Series (Midliner)
 1990-75 Mack R Series
 1994-88 Mack RB Series
 1994-79 Mack RD Series
 1990-75 Mack RL Series
 1994-78 Mack RM Series
 1990-75 Mack RS Series
 1994-78 Mack RW Series
 1985-75 Mack U Series
 1990-86 Peterbilt 357
 1990-79 Peterbilt 359
 1990-79 Peterbilt 362
 1990-86 Peterbilt 375
 1990-86 Peterbilt 377
 1990-86 Peterbilt 378
 1990-86 Peterbilt 379
 1990-75 Peterbilt All Models (By Engine)
 1988-83 Volvo All Models (By Engine)
 1993-74 Western Star All Models (By Engine)
 1984-74 White All Models (By Engine)

7263N

New Alternator - Delco 30SI Series IR/EF, 60A, 24V, Bi-Directional, Insulated Grd., w/o Pulley



1999-94 Cummins Engines B Series
 1999-94 Cummins Engines C Series
 1999-83 Cummins Engines K Series
 1999-90 Cummins Engines L Series
 1985-83 Cummins Engines V Series
 1986-75 Waukesha F-2895
 1986-79 Waukesha F-3335D
 1986-75 Waukesha F-3521
 1978-74 Waukesha H-1077
 1978-74 Waukesha L-1616
 1986-75 Waukesha L-5108G
 1986-75 Waukesha L-5790
 1978-75 Waukesha L-5792
 1986-79 Waukesha L-6670D
 1986-75 Waukesha L-7042G
 1978-74 Waukesha P-2154
 1988-74 Western Star All Models (By Engine)
 1984-74 White All Models (By Engine)




7266N

New Alternator - Delco 20SI Series IR/EF, 60A, 12V, Bi-Directional, Neg. Grd., w/o pulley



1993-90 Chevrolet C50
 1993-90 Chevrolet C5500 Kodiak
 1993-89 Chevrolet C60
 1993-90 Chevrolet C60 Kodiak
 1993-89 Chevrolet C6500 Kodiak
 1993-89 Chevrolet C70
 1993-90 Chevrolet C70 Kodiak
 1993-89 Chevrolet C7500 Kodiak
 1990-89 Chevrolet C7D
 1990-89 Chevrolet C80
 1993-89 Chevrolet Kodiak C8500
 1993-91 Chevrolet P30
 1992 Consolidated Diesel 4B
 1992-91 Consolidated Diesel 6B
 1992-91 Consolidated Diesel 6C
 1985-83 Cummins Engines 855 Series
 1988-80 Cummins Engines B Series
 1988-80 Cummins Engines C Series
 1992-83 Cummins Engines K Series
 1993-83 Cummins Engines L Series
 1985-83 Cummins Engines V Series
 1993-90 GMC C5000
 1990 GMC C5000 Topkick
 1993-90 GMC C5500 Topkick
 1993-89 GMC C6000
 1993-90 GMC C6000 Topkick
 1993-89 GMC C6500 Topkick

BUYERS GUIDE - ALTERNATORS AND GENERATORS

YEAR	MAKE / MODEL	YEAR	MAKE / MODEL
7266N - continued		7287-12N - continued	
1993-89	GMC C7000	1984	GMC G2500
1993-90	GMC C7000 Topkick	1984	GMC G3500
1993-89	GMC C7500 Topkick	1989-85	GMC P2500
1990-89	GMC C7D	1990-86	GMC P3500
1990-89	GMC C80	1989	GMC P6500
1993-91	GMC P3500	1989	GMC S7
1993-89	GMC Topkick C8500	1989	GMC Topkick
1992-88	International 1452	7287-9N	
1989-88	International 1754	New Alternator - Delco 17SI Series IR/EF, 120A, 12V, CW, Neg. Grd., 4-Groove Pulley	
1992-88	International 1652 / 1654		
1987-81	International 2200-2275 Series		
1987-84	International 2300-2375 Series		
1994-93	International 2554 / 2564 Series		
1987-81	International 2574 / 2575 Series		
1994-93	International 2654 Series		
1994-82	International 2674 / 2675 Series		
1996-85	International 3000-3900 Series Bus		
1996-88	International 4000-4900 Series Medium-Duty		
1996-88	International 5000-5900 Series Severe Service		
1996-90	International 7100-7700 Severe Service		
1996-88	International 8100-8600 Heavy-Duty		
1996-86	International 9100-9900 Heavy-Duty		
1989-80	International Paystar		
1987-85	International S Series		
2001-86	Mack CS Series (Midliner)		
1999-83	Mack MS Series (Midliner)		
7273-RR			
Reman Alternator - Delco 12SI Series IR/EF, 66A, 12V, CW, 6-Groove Pulley			
			
All	John Deere 2.9L		
7287-12N			
New Alternator - Delco 17SI Series IR/EF, 120A, 12V, CW, Neg. Grd., 1-Groove Pulley			
			
1989	Chevrolet B60	1991-84	Chevrolet B60
1984	Chevrolet C20	1986-83	Chevrolet C20
1990-89	Chevrolet C50	1986-83	Chevrolet C20 Suburban
1990-89	Chevrolet C60	1986-83	Chevrolet C30
1989	Chevrolet C70	1990-84	Chevrolet C50
1984	Chevrolet G20	1990	Chevrolet C5500 Kodiak
1984	Chevrolet G30	1988-84	Chevrolet C5D
1989	Chevrolet Kodiak	1990-83	Chevrolet C60
1989-85	Chevrolet P20	1990	Chevrolet C60 Kodiak
1990-85	Chevrolet P30	1990	Chevrolet C6500 Kodiak
1989	Chevrolet P6000	1988-84	Chevrolet C6D
1989	Chevrolet S7	1990-84	Chevrolet C70
1989	GMC B6000	1990	Chevrolet C70 Kodiak
1984	GMC C2500	1990	Chevrolet C7500 Kodiak
1990-89	GMC C5000	1990	Chevrolet C80
1990-89	GMC C6000	1986-83	Chevrolet K20
1989	GMC C7000	1986-83	Chevrolet K20 Suburban
		1986-83	Chevrolet K30
		1990-83	Chevrolet Kodiak
		1990	Chevrolet Kodiak C8500
		1989-85	Chevrolet P20
		1990-85	Chevrolet P30
		1988-87	Chevrolet P4
		1988-84	Chevrolet P40
		1990-84	Chevrolet P6000
		1990	Chevrolet S7
		1991-84	GMC B6000
		1986-83	GMC C2500
		1986-83	GMC C2500 Suburban
		1986-83	GMC C3500
		1990-84	GMC C5000
		1990	GMC C5000 Topkick
		1990	GMC C5500 Topkick
		1988-84	GMC C5D
		1990-83	GMC C6000
		1990	GMC C6000 Topkick
		1990	GMC C6500 Topkick
		1988-84	GMC C6D
		1990-84	GMC C7000
		1990	GMC C7000 Topkick
		1990	GMC C7500 Topkick
		1990	GMC C80
		1986-83	GMC K2500
		1986-83	GMC K2500 Suburban
		1986-83	GMC K3500
		1989-85	GMC P2500
		1990-85	GMC P3500
		1988-87	GMC P4
		1988-84	GMC P4500

BUYERS GUIDE - ALTERNATORS AND GENERATORS

YEAR MAKE / MODEL

7287-9N - continued
 1990-84 GMC P6500
 1990 GMC S7
 1990-83 GMC Topkick
 1990 GMC Topkick C8500

7294-12N

New Alternator - Delco 12SI Series IR/EF, 94A, 12V, CW, Neg. Grd., 1-Groove Pulley



1986-83 Chevrolet C20
 1986-83 Chevrolet C20 Suburban
 1986-83 Chevrolet C30
 1990-83 Chevrolet G20
 1990-83 Chevrolet G30
 1986-83 Chevrolet K20
 1986-83 Chevrolet K20 Suburban
 1986-83 Chevrolet K30
 1989-83 Chevrolet P20
 1990-83 Chevrolet P30
 1988-87 Chevrolet R20
 1988-87 Chevrolet R20 Suburban
 1989 Chevrolet R2500
 1990-89 Chevrolet R2500 Suburban
 1988-87 Chevrolet R30
 1990-89 Chevrolet R3500
 1989 Chevrolet S7
 1987 Chevrolet V20
 1988-87 Chevrolet V20 Suburban
 1990-89 Chevrolet V2500 Suburban
 1988-87 Chevrolet V30
 1990-89 Chevrolet V3500
 1986-83 GMC C2500
 1986-83 GMC C2500 Suburban
 1986-83 GMC C3500
 1990-83 GMC G2500
 1990-83 GMC G3500
 1986-83 GMC K2500
 1986-83 GMC K2500 Suburban
 1986-83 GMC K3500
 1989-83 GMC P2500
 1990-83 GMC P3500
 1989-87 GMC R2500
 1990-87 GMC R2500 Suburban
 1990-87 GMC R3500
 1989 GMC S7
 1987 GMC V2500
 1990-87 GMC V2500 Suburban
 1990-87 GMC V3500

7294-3N

New Alternator - Delco 12SI Series IR/EF, 94A, 12V, CW, Neg. Grd., 1-Groove Pulley, 03:00 Plug Clock, 3-Wire System



YEAR MAKE / MODEL

7294-3N - continued
 1986-83 Chevrolet C20
 1986-83 Chevrolet C20 Suburban
 1986-83 Chevrolet C30
 1988-83 Chevrolet G20
 1988-83 Chevrolet G30
 1986-83 Chevrolet K20
 1986-83 Chevrolet K20 Suburban
 1986-83 Chevrolet K30
 1986-83 Chevrolet P20
 1991-83 Chevrolet P30
 1988-87 Chevrolet R20
 1988-87 Chevrolet R20 Suburban
 1989 Chevrolet R2500 Suburban
 1988-87 Chevrolet R30
 1989 Chevrolet R3500
 1987 Chevrolet V20
 1988-87 Chevrolet V20 Suburban
 1989 Chevrolet V2500 Suburban
 1988-87 Chevrolet V30
 1989 Chevrolet V3500
 1986-83 GMC C2500
 1986-83 GMC C2500 Suburban
 1986-83 GMC C3500
 1988-83 GMC G2500
 1988-83 GMC G3500
 1986-83 GMC K2500
 1986-83 GMC K2500 Suburban
 1986-83 GMC K3500
 1986-83 GMC P2500
 1991-83 GMC P3500
 1989-87 GMC R2500
 1989-87 GMC R2500 Suburban
 1989-87 GMC R3500
 1987 GMC V2500
 1989-87 GMC V2500 Suburban
 1989-87 GMC V3500

7294-9N

New Alternator - Delco 12SI Series IR/EF, 94A, 12V, CW, Neg. Grd., 1-Groove Pulley



1986-84 Chevrolet B60
 1986-83 Chevrolet C20
 1986 Chevrolet C20 Suburban
 1986-83 Chevrolet C30
 1988-83 Chevrolet C50
 1988-84 Chevrolet C5D
 1988-83 Chevrolet C60
 1988-84 Chevrolet C6D
 1986-83 Chevrolet C70
 1986-83 Chevrolet G20
 1986-83 Chevrolet G30
 1986-83 Chevrolet K20
 1986 Chevrolet K20 Suburban
 1986-83 Chevrolet K30
 1988-82 Chevrolet Kodiak
 1989-83 Chevrolet P20
 1992-83 Chevrolet P30
 1988-87 Chevrolet P4
 1989-83 Chevrolet P40
 1992-84 Chevrolet P6000

BUYERS GUIDE - ALTERNATORS AND GENERATORS

YEAR MAKE / MODEL

YEAR MAKE / MODEL

7294-9N - continued

1988-87 Chevrolet R20
 1988-87 Chevrolet R30
 1987 Chevrolet V20
 1988-87 Chevrolet V30
 1986-84 GMC B6000
 1986-83 GMC C2500
 1986-84 GMC C2500 Suburban
 1986-83 GMC C3500
 1988-83 GMC C5000
 1988-84 GMC C5D
 1988-83 GMC C6000
 1988-84 GMC C6D
 1986-83 GMC C7000
 1986-83 GMC G2500
 1986-83 GMC G3500
 1986-83 GMC K2500
 1986-84 GMC K2500 Suburban
 1986-83 GMC K3500
 1989-83 GMC P2500
 1992-83 GMC P3500
 1988-87 GMC P4
 1989-83 GMC P4500
 1992-84 GMC P6500
 1988-87 GMC R2500
 1988-87 GMC R3500
 1988-82 GMC Topkick
 1987 GMC V2500
 1988-87 GMC V3500

7294-SEN

New Alternator - Delco 12SI Series IR/EF, 94A, 12V, CW, 1-Groove Pulley, 1-Wire System



1985-83 Chevrolet C20
 1985-83 Chevrolet C20 Suburban
 1985-83 Chevrolet C30
 1987-83 Chevrolet G20
 1987-83 Chevrolet G30
 1985-83 Chevrolet K20
 1985-83 Chevrolet K20 Suburban
 1985-83 Chevrolet K30
 1985-83 Chevrolet P20
 1991-83 Chevrolet P30
 1985-83 GMC C2500
 1985-83 GMC C2500 Suburban
 1985-83 GMC C3500
 1987-83 GMC G2500
 1987-83 GMC G3500
 1985-83 GMC K2500
 1985-83 GMC K2500 Suburban
 1985-83 GMC K3500
 1985-83 GMC P2500
 1991-83 GMC P3500

7297N

New Alternator - Delco 20SI Series IR/EF, 45A, 24V, Bi-Directional, Neg. Grd., w/o pulley



1992-91 Consolidated Diesel 4B
 1992 Consolidated Diesel 6B
 1992-91 Consolidated Diesel 6C
 1985-83 Cummins Engines 855 Series
 1988-80 Cummins Engines B Series
 1988-80 Cummins Engines C Series
 1993-83 Cummins Engines L Series
 1985-83 Cummins Engines V Series
 1987-84 International 2200-2275 Series
 1989-85 International 2674 / 2675 Series
 1989-80 International Paystar

7341N

New Alternator - Leece-Neville AVI160T IR/IF, 230A, 12V, Bi-Directional, Neg. Grd., w/o Pulley



2003 Ford E-350
 2005-03 Ford E-350 Club Wagon
 2002-99 Ford E-350 Econoline
 2002-99 Ford E-350 Econoline Club Wagon
 2010-04 Ford E-350 Super Duty
 2002-00 Ford E-450 Econoline Super Duty
 2002-00 Ford E-450 Econoline Super Duty Stripped
 2004-03 Ford E-450 Super Duty
 2003 Ford E-450 Super Duty Stripped Chassis
 2002 Ford E-550 Econoline Super Duty
 2003 Ford E-550 Super Duty
 1999 Ford Econoline Super Duty
 2005-00 Ford Excursion
 2007-99 Ford F-250 Super Duty
 2007-99 Ford F-350 Super Duty
 2007-99 Ford F-450 Super Duty
 2007-99 Ford F-550 Super Duty
 2010-06 Ford LCF

7483N

New Alternator - Motorola IR/EF, 42A, 24V

**PHOTOGRAPH
 NOT AVAILABLE
 AT THIS TIME**

All John Deere 8955T / A

BUYERS GUIDE - ALTERNATORS AND GENERATORS

YEAR MAKE / MODEL

7509N

New Alternator - Chrysler Square Back Revised ER/IF, 60A, 12V, CW, 2-Groove Pulley



- 1977-70 Dodge All Models (By Engine)
- 1980-75 Dodge B200
- 1974-71 Dodge B200 Van
- 1987-81 Dodge B250
- 1980-75 Dodge B300
- 1974-71 Dodge B300 Van
- 1987-81 Dodge B350
- 1980-75 Dodge D200
- 1974-70 Dodge D200 Pickup
- 1987-81 Dodge D250
- 1980-75 Dodge D300
- 1974-70 Dodge D300 Pickup
- 1987-81 Dodge D350
- 1981-78 Dodge D400
- 1981-78 Dodge D450
- 1972-70 Dodge P200
- 1972-70 Dodge P300
- 1980-75 Dodge W200
- 1974-70 Dodge W200 Pickup
- 1987-81 Dodge W250
- 1980-75 Dodge W300
- 1974-70 Dodge W300 Pickup
- 1987-81 Dodge W350

7610N

New Alternator - Leece-Neville 2800J Series IR/EF, 90A, 24V, Bi-Directional, Insulated Grd., w/o Pulley



- 2010-75 Mack DM
- 2010-75 Mack DMM

7612N

New Alternator - Leece-Neville 2700JB Series IR/EF, 130A, 12V, Neg. or Pos. Grd., w/o pulley





- 2008-97 Bluebird All Models (By Engine)
- 1977-70 Dodge All Models (By Engine)
- 1981-72 Ford All Models (By Engine)
- 1999-82 Ford B600
- 1999-82 Ford B700
- 1999-82 Ford B800
- 1999-82 Ford F600
- 1999-82 Ford F700

YEAR MAKE / MODEL




7612N - continued

- 1999-82 Ford F800
- 1999-82 Ford F900
- 1999-82 Ford L6000
- 1999-82 Ford L7000
- 1999-82 Ford L8000
- 1999-82 Ford L9000
- 2002-00 Freightliner Argosy
- 2004-03 Freightliner Business Class M2
- 2004-96 Freightliner Century Class
- 2004-90 Freightliner Classic
- 2004-99 Freightliner Columbia
- 2001-98 Freightliner FC80
- 2004-94 Freightliner FL 50
- 1993-89 Freightliner FL 90
- 2003-79 Freightliner FL, FLC 112 / 120
- 1998-96 Freightliner FL106
- 2004-94 Freightliner FL60
- 2005-94 Freightliner FL70
- 2004-94 Freightliner FL80
- 2003-86 Freightliner FLD 112 / 120
- 1987-83 Freightliner FLT Series
- 1978-75 Freightliner WF (C,P,T) Series
- 1992-88 International 1452
- 1989-85 International 1754
- 1989-84 International 1954
- 1992-88 International 1652 / 1654
- 1987-81 International 2200-2275 Series
- 1996-84 International 2300-2375 Series
- 1995-79 International 2554 / 2564 Series
- 1996-81 International 2574 / 2575 Series
- 1995-88 International 2654 Series
- 1996-82 International 2674 / 2675 Series
- 1996-85 International 3000-3900 Series Bus
- 1996-84 International 4000-4900 Series Medium-Duty
- 1996-88 International 5000-5900 Series Severe Service
- 1996-90 International 7100-7700 Severe Service
- 2000-88 International 8100-8600 Heavy-Duty
- 2000-86 International 9100-9900 Heavy-Duty
- 1987-75 International Cargostar
- 1979-75 International Fleetstar
- 1979-75 International Loadstar
- 1989-77 International Paystar
- 1987-77 International S Series
- 1987-75 International Transtar
- 2003-73 Kenworth C500
- 1995-73 Kenworth K100
- 2003-94 Kenworth K300
- 1985-80 Kenworth L700
- 2004-96 Kenworth T2000
- 2004-94 Kenworth T300
- 1996-86 Kenworth T400
- 1996-86 Kenworth T450
- 2005-86 Kenworth T600
- 2005-86 Kenworth T800
- 2005-73 Kenworth W900
- 1998-88 Mack CH Series
- 1998-90 Mack CL Series
- 1989-86 Mack CM Series
- 2001-90 Mack CS Series (Midliner)
- 1998-75 Mack DM / DMM Series
- 1988-75 Mack F / FL / FS Series
- 1998-88 Mack FDM Series
- 1978-75 Mack MB Series
- 1994-80 Mack MC Series
- 1994-84 Mack MH Series
- 1998-80 Mack MR Series
- 1999-86 Mack MS Series (Midliner)
- 1990-75 Mack R Series

BUYERS GUIDE - ALTERNATORS AND GENERATORS

YEAR	MAKE / MODEL	YEAR	MAKE / MODEL
7613N - continued		7613N-LC - continued	
2000-94	Volvo ACL42 / ACL64 Series	2005-88	Kenworth T800
1993-89	Volvo All Models (By Engine)	2005-90	Kenworth W900
1996-94	Volvo FE42	1998-88	Mack CH Series
2003-01	Volvo VHD Series	1998-90	Mack CL Series
2004-94	Volvo VNL Series	1989-86	Mack CM Series
2003-97	Volvo VNM Series	1999-90	Mack CS Series (Midliner)
2001-90	Volvo WA / WC / WG / WH / WI / WX Series	1998-82	Mack DM / DMM Series
2004-89	Western Star All Models (By Engine)	1988-82	Mack F / FL / FS Series
7613N-LC		1998-88	Mack FDM Series
New Alternator - Leece-Neveille 2800LC Series IR/EF, 160A, 12V, Bi-Directional, Neg. or Pos. Grd., w/o pulley		1994-80	Mack MC Series
		1994-84	Mack MH Series
1977-70	Dodge All Models (By Engine)	1998-80	Mack MR Series
1981-72	Ford All Models (By Engine)	1990-82	Mack R Series
1999-82	Ford B600	1998-88	Mack RB Series
1999-82	Ford B700	1998-79	Mack RD Series
1999-82	Ford B800	1990-84	Mack RL Series
1999-82	Ford F600	1994-84	Mack RM Series
1999-82	Ford F700	1990-79	Mack RS Series
1999-82	Ford F800	1994-78	Mack RW Series
1999-82	Ford F900	1985-82	Mack U Series
1999-82	Ford L6000	2003-91	Peterbilt 320
1999-82	Ford L7000	2004-96	Peterbilt 330
1999-82	Ford L8000	2005-91	Peterbilt 357
1999-82	Ford L9000	2003-91	Peterbilt 359
2002-00	Freightliner Argosy	2003-91	Peterbilt 362
2004-03	Freightliner Business Class M2	1995-91	Peterbilt 372
2004-96	Freightliner Century Class	2001-91	Peterbilt 375
2004-90	Freightliner Classic	2003-91	Peterbilt 377
2004-99	Freightliner Columbia	2005-91	Peterbilt 378
2001-98	Freightliner FC80	2005-91	Peterbilt 379
2004-94	Freightliner FL 50	2005-96	Peterbilt 385
1993-89	Freightliner FL 90	2005-00	Peterbilt 387
2003-89	Freightliner FL, FLC 112 / 120	2004-01	Sterling Acterra M5500 / 6500 / 7500 / 8500
1998-96	Freightliner FL106	2004-99	Sterling A-Line A9500 / AT9500
2004-94	Freightliner FL60	2003-99	Sterling Cargo SC7000 / SC8000
2005-94	Freightliner FL70	2004-99	Sterling Condor
2004-94	Freightliner FL80	2004-99	Sterling L-Line 7500 / 8000 / 8500 / 9500
2003-89	Freightliner FLD 112 / 120	2000-99	Sterling SC7000 / SC8000
1992-88	International 1452	2001-99	Sterling Silver Star Series
1992-88	International 1652 / 1654	2000-94	Volvo ACL42 / ACL64 Series
1996-88	International 2300-2375 Series	1993-89	Volvo All Models (By Engine)
1995-88	International 2554 / 2564 Series	1996-94	Volvo FE42
1996-88	International 2574 / 2575 Series	2003-01	Volvo VHD Series
1995-88	International 2654 Series	2004-94	Volvo VNL Series
1996-88	International 2674 / 2675 Series	2003-97	Volvo VNM Series
1996-88	International 3000-3900 Series Bus	2001-90	Volvo WA / WC / WG / WH / WI / WX Series
1996-84	International 4000-4900 Series Medium-Duty	2004-89	Western Star All Models (By Engine)
1996-88	International 5000-5900 Series Severe Service	7644N	
1996-90	International 7100-7700 Severe Service	New Alternator - Delco 21SI Series IR/EF, 145-160A, 12V, CW, Neg. Grd., 1-Wire System	
2000-88	International 8100-8600 Heavy-Duty		
2000-86	International 9100-9900 Heavy-Duty	1992	Consolidated Diesel 4B
2003-91	Kenworth C500	1992	Consolidated Diesel 6B
1995-91	Kenworth K100	1992	Consolidated Diesel 6C
2003-94	Kenworth K300	1999-92	Ford B600
2004-96	Kenworth T2000	1999-92	Ford B700
2004-94	Kenworth T300	1999-92	Ford B800
1996-91	Kenworth T400	1999-93	Ford F600
1996-91	Kenworth T450	1999-93	Ford F700
2005-88	Kenworth T600	1999-92	Ford F800

BUYERS GUIDE - ALTERNATORS AND GENERATORS

YEAR	MAKE / MODEL	YEAR	MAKE / MODEL
7644N - continued		7681N - continued	
1999-97	Ford F900	1995-90	Kenworth W900
1999-89	Ford L6000	1998-88	Mack CH Series
1999-89	Ford L7000	1998-90	Mack CL Series
1999-89	Ford L8000	1989-86	Mack CM Series
1999-89	Ford L9000	1999-90	Mack CS Series (Midliner)
1997-95	Ford LN7000	1998-86	Mack DM / DMM Series
1997-95	Ford LN8000	1988-86	Mack F / FL / FS Series
1992-88	International 1452	1998-88	Mack FDM Series
1989-88	International 1754	1994-86	Mack MC Series
1989-88	International 1954	1994-86	Mack MH Series
1992-88	International 1652 / 1654	1998-86	Mack MR Series
1996-88	International 2300-2375 Series	1990-86	Mack R Series
1995-88	International 2554 / 2564 Series	1998-88	Mack RB Series
1996-88	International 2574 / 2575 Series	1998-86	Mack RD Series
1995-88	International 2654 Series	1990-86	Mack RL Series
1996-88	International 2674 / 2675 Series	1994-86	Mack RM Series
1996-88	International 3000-3900 Series Bus	1990-86	Mack RS Series
1996-88	International 4000-4900 Series Medium-Duty	1994-86	Mack RW Series
1996-88	International 5000-5900 Series Severe Service	1997-91	Peterbilt 320
1996-90	International 7100-7700 Severe Service	1997-96	Peterbilt 330
1996-88	International 8100-8600 Heavy-Duty	1997-91	Peterbilt 357
1996-86	International 9100-9900 Heavy-Duty	1997-91	Peterbilt 359
7676N		1997-91	Peterbilt 362
New Alternator - Delco 30SI Series, 105A, 12V, Bi-Directional, w/o Pulley		1995-91	Peterbilt 372
		1997-91	Peterbilt 375
1996-94	Volvo ACL42 / ACL64 Series	1997-91	Peterbilt 377
1993-89	Volvo All Models (By Engine)	1997-91	Peterbilt 378
1996-94	Volvo VNL Series	1997-91	Peterbilt 379
1996-90	Volvo WA / WC / WG / WH / WI / WX Series	1997-96	Peterbilt 385
7681N		1996-94	Volvo ACL42 / ACL64 Series
New Alternator - Delco 21SI Series IR/EF, 130A, 12V, Bi-Directional, Neg. Grd., 1-Wire System		1993-89	Volvo All Models (By Engine)
		1996-94	Volvo VNL Series
1998-96	Freightliner Century Class	1996-90	Volvo WA / WC / WG / WH / WI / WX Series
1998-90	Freightliner Classic	7684N	
1997-94	Freightliner FL 50	New Alternator - Delco CS144 LATE IR/EF, 145A, 12V, CW, 6-Groove Pulley, 11:00 Plug Clock	
1993-89	Freightliner FL 90		
1998-89	Freightliner FL, FLC 112 / 120	2000-92	Chevrolet B7
1998-96	Freightliner FL106	2000-91	Chevrolet C50
1997-94	Freightliner FL60	2000-91	Chevrolet C5500 Kodiak
1997-94	Freightliner FL70	2000-91	Chevrolet C60
1997-94	Freightliner FL80	1996-91	Chevrolet C60 Kodiak
1998-89	Freightliner FLD 112 / 120	2000-91	Chevrolet C6500 Kodiak
1995-91	Kenworth C500	2000-91	Chevrolet C70
1995-91	Kenworth K100	1996-91	Chevrolet C70 Kodiak
1995-94	Kenworth K300	2000-91	Chevrolet C7500 Kodiak
1995-94	Kenworth T300	2000-91	Chevrolet C80
1996-91	Kenworth T400	2000-91	Chevrolet Kodiak C8500
1996-91	Kenworth T450	1998-91	Chevrolet P30
1995-88	Kenworth T600	1996-91	Chevrolet P6000
1995-88	Kenworth T800	1998-91	Chevrolet T5500
		1998-91	Chevrolet T6500
		1998-91	Chevrolet T7500
		2000-92	GMC B7
		2000-91	GMC C5000
		2000-91	GMC C5500 Topkick
		2000-91	GMC C6000
		1996-91	GMC C6000 Topkick
		2000-91	GMC C6500 Topkick

BUYERS GUIDE - ALTERNATORS AND GENERATORS

YEAR MAKE / MODEL

7684N - continued	
2000-92	GMC C7000
1996-91	GMC C7000 Topkick
2000-91	GMC C7500 Topkick
2000-91	GMC C80
1998-91	GMC P3500
1996-91	GMC P6500
1998-91	GMC T5500
1998-91	GMC T6500
1998-91	GMC T7500
2000-91	GMC Topkick C8500

7685N

New Alternator - Delco 21SI Series IR/EF, 145-160A, 12V, CW, Neg. Grd., 1-Wire System, 14.1 Vset



1998-96	Freightliner Century Class
1998-90	Freightliner Classic
1997-94	Freightliner FL 50
1993-89	Freightliner FL 90
1998-89	Freightliner FL, FLC 112 / 120
1998-96	Freightliner FL106
1997-94	Freightliner FL60
1997-94	Freightliner FL70
1997-94	Freightliner FL80
1998-89	Freightliner FLD 112 / 120
1995-91	Kenworth C500
1995-91	Kenworth K100
1995-94	Kenworth K300
1995-94	Kenworth T300
1996-91	Kenworth T400
1996-91	Kenworth T450
1995-88	Kenworth T600
1995-88	Kenworth T800
1995-90	Kenworth W900
1994-88	Mack CH Series
1994-90	Mack CL Series
1989-86	Mack CM Series
1994-90	Mack CS Series (Midliner)
1994-86	Mack DM / DMM Series
1988-86	Mack F / FL / FS Series
1994-88	Mack FDM Series
1994-86	Mack MC Series
1994-86	Mack MH Series
1994-86	Mack MR Series
1990-86	Mack R Series
1994-88	Mack RB Series
1994-86	Mack RD Series
1990-86	Mack RL Series
1994-86	Mack RM Series
1990-86	Mack RS Series
1994-86	Mack RW Series
1997-91	Peterbilt 320
1997-96	Peterbilt 330
1997-91	Peterbilt 357
1997-91	Peterbilt 359
1997-91	Peterbilt 362
1995-91	Peterbilt 372
1997-91	Peterbilt 375
1997-91	Peterbilt 377
1997-91	Peterbilt 378
1997-91	Peterbilt 379

YEAR MAKE / MODEL

7685N - continued	
1997-96	Peterbilt 385
1996-94	Volvo ACL42 / ACL64 Series
1993-89	Volvo All Models (By Engine)
1996-94	Volvo VNL Series
1996-90	Volvo WA / WC / WG / WH / WI / WX Series
1997-89	Western Star All Models (By Engine)

7685N-1

New Alternator - Delco 21SI Series IR/EF, 145-160A, 12V, CW, Neg. Grd., 1-Wire System, 14.5 Vset



1998-96	Freightliner Century Class
1998-90	Freightliner Classic
1997-94	Freightliner FL 50
1993-89	Freightliner FL 90
1998-89	Freightliner FL, FLC 112 / 120
1998-96	Freightliner FL106
1997-94	Freightliner FL60
1997-94	Freightliner FL70
1997-94	Freightliner FL80
1998-89	Freightliner FLD 112 / 120
1995-91	Kenworth C500
1995-91	Kenworth K100
1995-94	Kenworth K300
1995-94	Kenworth T300
1996-91	Kenworth T400
1996-91	Kenworth T450
1995-88	Kenworth T600
1995-88	Kenworth T800
1995-90	Kenworth W900
1998-88	Mack CH Series
1998-90	Mack CL Series
1989-86	Mack CM Series
1999-90	Mack CS Series (Midliner)
1998-86	Mack DM / DMM Series
1988-86	Mack F / FL / FS Series
1998-88	Mack FDM Series
1994-86	Mack MC Series
1994-86	Mack MH Series
1998-86	Mack MR Series
1990-86	Mack R Series
1998-88	Mack RB Series
1998-86	Mack RD Series
1990-86	Mack RL Series
1994-86	Mack RM Series
1990-86	Mack RS Series
1994-86	Mack RW Series
1997-91	Peterbilt 320
1997-96	Peterbilt 330
1997-91	Peterbilt 357
1997-91	Peterbilt 359
1997-91	Peterbilt 362
1995-91	Peterbilt 372
1997-91	Peterbilt 375
1997-91	Peterbilt 377
1997-91	Peterbilt 378
1997-91	Peterbilt 379
1997-96	Peterbilt 385
1996-94	Volvo ACL42 / ACL64 Series
1993-89	Volvo All Models (By Engine)
1996-94	Volvo VNL Series

BUYERS GUIDE - ALTERNATORS AND GENERATORS

YEAR MAKE / MODEL

7685N-1 - continued

1996-90 Volvo WA / WC / WG / WH / WI / WX Series
1997-89 Western Star All Models (By Engine)

7687N

New Alternator - Delco CS130 Series IR/EF, 100-105A, 12V, CW, 8-Groove Pulley, 03:00 Plug Clock



1996-90 Bluebird All Models (By Engine)
1993-92 Freightliner FL 90
1997-94 Freightliner FL60
1997-94 Freightliner FL70
1997-94 Freightliner FL80

7705-12N

New Alternator - Ford 1G Series ER/EF, 100A, 12V, CW, 6-Groove Pulley



1991-79 Ford E-250 Econoline
1991-79 Ford E-250 Econoline Club Wagon
1991-79 Ford E-350 Econoline
1991-79 Ford E-350 Econoline Club Wagon
1992-90 Ford F-250
1992-90 Ford F-350

7705-3N

New Alternator - Ford 1G Series ER/EF, 100A, 12V, CW, 6-Groove Pulley



1991-87 Ford E-250 Econoline
1991-87 Ford E-250 Econoline Club Wagon
1991-87 Ford E-350 Econoline
1991-87 Ford E-350 Econoline Club Wagon
1992-87 Ford F-250
1992-87 Ford F-350

7705-9N

New Alternator - Ford 1G Series ER/EF, 100A, 12V, CW, 1-Groove Pulley



1987-75 Ford E-250 Econoline
1989-75 Ford E-250 Econoline Club Wagon

YEAR MAKE / MODEL

7705-9N - continued

1989-75 Ford E-350 Econoline
1989-77 Ford E-350 Econoline Club Wagon
1992-88 Ford F Super Duty
1989-76 Ford F-250
1989-76 Ford F-350
1992-91 Ford F53
1992-88 Ford F59

7705-9N-6G

New Alternator - Ford 1G Series ER/EF, 100A, 12V, CW, 6-Groove Pulley



1989-87 Ford E-250 Econoline
1989-88 Ford E-250 Econoline Club Wagon
1989-88 Ford E-350 Econoline
1989-88 Ford E-350 Econoline Club Wagon
1989-87 Ford F-250
1989-88 Ford F-350

7712N

New Alternator - Ford 1G Series Truck Blue Back ER/EF, 90A, 12V, Bi-Directional, w/o pulley or fan



1981-79 Ford All Models (By Engine)
1996-82 Ford B600
1996-82 Ford B700
1996-82 Ford B800
1996-82 Ford F600
1996-82 Ford F700
1996-82 Ford F800
1996-82 Ford F900
1990-82 Ford L6000
1990-82 Ford L7000
1990-82 Ford L8000
1990-82 Ford L9000

7744-2N

New Alternator - Ford 2G Series IR/EF, 80A, 12V, CW, 6-Groove Pulley, 02:00 Plug Clock



1994-87 Ford F-250
1994-87 Ford F-350

BUYERS GUIDE - ALTERNATORS AND GENERATORS

YEAR MAKE / MODEL

7744-2N-0G

New Alternator - Ford 2G Series IR/EF, 80A, 12V, CW, w/o pulley, 02:00 Plug Clock



1994-87 Ford F-250
1994-87 Ford F-350

7745-10N

New Alternator - Ford 2G Series IR/EF, 80A, 12V, CW, 6-Groove Pulley, 10:00 Plug Clock



1989-86 Ford E-250 Econoline
1989-86 Ford E-250 Econoline Club Wagon
1989-86 Ford E-350 Econoline
1989-86 Ford E-350 Econoline Club Wagon
1994-90 Ford F Super Duty
1994-86 Ford F-250
1994-86 Ford F-350
1994-88 Ford F53

7745-10N-0G

New Alternator - Ford 2G Series IR/EF, 80A, 12V, CW, w/o pulley, 10:00 Plug Clock



1989-86 Ford E-250 Econoline
1989-86 Ford E-250 Econoline Club Wagon
1989-86 Ford E-350 Econoline
1989-86 Ford E-350 Econoline Club Wagon
1994-90 Ford F Super Duty
1994-86 Ford F-250
1994-86 Ford F-350

7745-10N-BBS

New Alternator - Ford 2G Series IR/EF, 80A, 12V, CW, w/ Integral BBS Pigtail Leads, w/o pulley, 10:00 Plug Clock



1989-86 Ford E-250 Econoline
1989-86 Ford E-250 Econoline Club Wagon
1989-86 Ford E-350 Econoline
1989-86 Ford E-350 Econoline Club Wagon

YEAR MAKE / MODEL

7745-10N-BBS - continued

1994-90 Ford F Super Duty
1994-86 Ford F-250
1994-86 Ford F-350

7745-2N

New Alternator - Ford 2G Series IR/EF, 80A, 12V, CW, 6-Groove Pulley, 02:00 Plug Clock



1991-90 Ford E-250 Econoline
1991-90 Ford E-250 Econoline Club Wagon
1991-90 Ford E-350 Econoline
1991-90 Ford E-350 Econoline Club Wagon
1992-91 Ford F Super Duty
1992-87 Ford F-250
1992-87 Ford F-350
1992-90 Ford F53

7745-2N-0G

New Alternator - Ford 2G Series IR/EF, 80A, 12V, CW, w/o pulley, 02:00 Plug Clock



1991-90 Ford E-250 Econoline
1991-90 Ford E-250 Econoline Club Wagon
1991-90 Ford E-350 Econoline
1991-90 Ford E-350 Econoline Club Wagon
1992-91 Ford F Super Duty
1992-87 Ford F-250
1992-87 Ford F-350

7749-11N

New Alternator - Ford 3G Series IR/IF, 95A, 12V, CW, 6-Groove Pulley, 11:00 Plug Clock



1998-92 Ford B600
1998-92 Ford B700
1998-92 Ford B800
1998-92 Ford F600
1998-92 Ford F700
1998-92 Ford F800
1998-92 Ford F900
1999-95 Ford L6000
1999-95 Ford L7000
1999-95 Ford L8000
1999-95 Ford L9000

BUYERS GUIDE - ALTERNATORS AND GENERATORS

YEAR MAKE / MODEL

YEAR MAKE / MODEL

7749-3N-0G

New Alternator - Ford 3G Series IR/IF, 95A, 12V, CW, w/o pulley, 03:00 Plug Clock



- 1999-90 Ford B600
- 1999-90 Ford B700
- 1999-90 Ford B800
- 1992 Ford E-250 Econoline
- 1996-92 Ford E-350 Econoline
- 1996-92 Ford E-350 Econoline Club Wagon
- 1996 Ford Econoline Super Duty
- 1997-95 Ford F Super Duty
- 1997-95 Ford F-250
- 1997-95 Ford F-350
- 1997-95 Ford F53
- 1999-90 Ford F600
- 1999-90 Ford F700
- 1999-90 Ford F800
- 1999-90 Ford F900
- 1999-89 Ford L6000
- 1999-89 Ford L7000
- 1999-89 Ford L8000
- 1999-89 Ford L9000

7749-3N-2G

New Alternator - Ford 3G Series IR/IF, 95A, 12V, CW, 2-Groove Pulley, 03:00 Plug Clock



- 1999-90 Ford B600
- 1999-90 Ford B700
- 1999-90 Ford B800
- 1997-95 Ford F Super Duty
- 1997-95 Ford F53
- 1999-90 Ford F600
- 1999-90 Ford F700
- 1999-90 Ford F800
- 1999-90 Ford F900
- 1999-89 Ford L6000
- 1999-89 Ford L7000
- 1999-89 Ford L8000
- 1999-89 Ford L9000

7749-3N-6G1

New Alternator - Ford 3G Series IR/IF, 95A, 12V, CW, 6-Groove/57mm OD Pulley, 03:00 Plug Clock



- 1997-96 Ford F-250

7749-3N-6G1 - continued

- 1997-96 Ford F-350
- 1997-96 Ford F53

7749-3N-6G2

New Alternator - Ford 3G Series IR/IF, 95A, 12V, CW, 6-Groove/66mm OD Pulley, 03:00 Plug Clock



- 1992 Ford E-250 Econoline
- 1996-92 Ford E-350 Econoline
- 1996-92 Ford E-350 Econoline Club Wagon
- 1996 Ford Econoline Super Duty
- 1995 Ford F Super Duty
- 1995 Ford F-250
- 1995 Ford F-350
- 1995 Ford F53

7750N-0G

New Alternator - Ford 3G Series IR/IF, 95A, 12V, CW, w/o pulley, 03:00 Plug Clock



- 2003 Ford E-250
- 2002-93 Ford E-250 Econoline
- 1996-93 Ford E-350 Econoline
- 1996-93 Ford E-350 Econoline Club Wagon
- 1996 Ford Econoline Super Duty
- 1997-93 Ford F-250
- 1997-93 Ford F-350

7750N-6G1

New Alternator - Ford 3G Series IR/IF, 95A, 12V, CW, 6-Groove/57mm OD Pulley, 03:00 Plug Clock



- 2003 Ford E-250
- 2002-97 Ford E-250 Econoline
- 1996 Ford F-350

BUYERS GUIDE - ALTERNATORS AND GENERATORS

YEAR MAKE / MODEL

YEAR MAKE / MODEL

7750N-6G2

New Alternator - Ford 3G Series IR/IF, 95A, 12V, CW, 6-Groove/66mm OD Pulley, 03:00 Plug Clock



- 1996-93 Ford E-250 Econoline
- 1996-93 Ford E-350 Econoline
- 1996-93 Ford E-350 Econoline Club Wagon
- 1996 Ford Econoline Super Duty
- 1997-93 Ford F-250
- 1997-93 Ford F-350

7755-3N

New Alternator - Ford 3G Series IR/IF, 95A, 12V, CW, 6-Groove Pulley, 03:00 Plug Clock



- 1996-92 Ford E-250 Econoline
- 1996-92 Ford E-350 Econoline
- 1996-92 Ford E-350 Econoline Club Wagon
- 1996-95 Ford F-250
- 1996-95 Ford F-350

7756-3N-0G

New Alternator - Ford 3G Series IR/IF, 130A, 12V, CW, w/o pulley, 03:00 Plug Clock



- 1996-92 Ford E-250 Econoline
- 1996-92 Ford E-350 Econoline
- 1996-92 Ford E-350 Econoline Club Wagon
- 1996 Ford Econoline Super Duty
- 1997-94 Ford F-250
- 1997-94 Ford F-350
- 1995 Ford F53

7756-3N-2G

New Alternator - Ford 3G Series IR/IF, 130A, 12V, CW, 2-Groove Pulley, 03:00 Plug Clock



- 1992 Ford E-350 Econoline
- 1992 Ford E-350 Econoline Club Wagon

7756-3N-6G1

New Alternator - Ford 3G Series IR/IF, 130A, 12V, CW, 6-Groove/57mm OD Pulley, 03:00 Plug Clock



- 1996-92 Ford E-250 Econoline
- 1996-92 Ford E-350 Econoline
- 1996-92 Ford E-350 Econoline Club Wagon
- 1996 Ford Econoline Super Duty
- 1997-94 Ford F-250
- 1997-94 Ford F-350
- 1995-92 Ford F53

7756-3N-6G2

New Alternator - Ford 3G Series IR/IF, 130A, 12V, CW, 6-Groove/66mm OD Pulley, 03:00 Plug Clock



- 1992 Ford E-250 Econoline
- 1995-92 Ford E-350 Econoline
- 1995-92 Ford E-350 Econoline Club Wagon
- 1995 Ford F-250
- 1995 Ford F-350

7764N-0G

New Alternator - Ford 3G Series IR/IF, 130A, 12V, CW, w/o pulley, 10:00 Plug Clock



- 2008-04 Ford E-250
- 2005-04 Ford E-250 Super Duty
- 2005-04 Ford E-350 Club Wagon
- 2008-04 Ford E-350 Super Duty
- 2008-04 Ford E-450 Super Duty















7764N-6G

New Alternator - Ford 3G Series IR/IF, 130A, 12V, CW, 6-Groove Pulley, 10:00 Plug Clock



- 2008-04 Ford E-250
- 2005-04 Ford E-250 Super Duty
- 2005-04 Ford E-350 Club Wagon
- 2008-04 Ford E-350 Super Duty

BUYERS GUIDE - ALTERNATORS AND GENERATORS

YEAR	MAKE / MODEL	YEAR	MAKE / MODEL
7764N-6G - continued		7768N-0G - continued	
2008-04	Ford E-450 Super Duty	1997-92	Ford F-250
7764N-8G		1997-92	Ford F-350
New Alternator - Ford 3G Series IR/IF, 130A, 12V, CW, 8-Groove Pulley, 10:00 Plug Clock		7768N-6G1	
			
2006-03	Ford E-450 Super Duty	2003	Ford E-250
2003	Ford E-450 Super Duty Stripped Chassis	2002-97	Ford E-250 Econoline
2001-00	Ford Excursion	1997-96	Ford F Super Duty
2000-99	Ford F-250	7768N-6G2	
2001-99	Ford F-250 Super Duty	New Alternator - Ford 3G Series IR/IF, 130A, 12V, CW, 6-Groove/66mm OD Pulley, 03:00 Plug Clock	
2001-99	Ford F-350 Super Duty		
2001-99	Ford F-450 Super Duty	1996-93	Ford E-250 Econoline
2002-99	Ford F-550 Super Duty	1996-92	Ford E-350 Econoline
7767N		1996-92	Ford E-350 Econoline Club Wagon
New Alternator - Leece-Neville 7706JA Series IR/EF, 165A, 12V, CW, 2-Groove Pulley		1996	Ford Econoline Super Duty
		1995-92	Ford F Super Duty
1991-88	Ford E-250 Econoline Club Wagon	1994-92	Ford F-250
1998-88	Ford E-350 Econoline	1994-92	Ford F-350
1998-88	Ford E-350 Econoline Club Wagon	1997-92	Ford F59
1998-96	Ford Econoline Super Duty	7768N-7G	
1992-88	Ford F Super Duty	New Alternator - Ford 3G Series IR/IF, 130A, 12V, CW, 7-Groove Pulley, 03:00 Plug Clock	
1992-88	Ford F-250		
1992-88	Ford F-350	1994	Ford F-250
1992-88	Ford F59	1994	Ford F-350
7768N-0G		7768N-8G	
New Alternator - Ford 3G Series IR/IF, 130A, 12V, CW, w/o Pulley, 03:00 Plug Clock		New Alternator - Ford 3G Series IR/IF, 130A, 12V, CW, 8-Groove Pulley, 03:00 Plug Clock	
			
2003	Ford E-250	2003	Ford E-350
2002-93	Ford E-250 Econoline	2003	Ford E-350 Club Wagon
2003	Ford E-350	2002-92	Ford E-350 Econoline
2003	Ford E-350 Club Wagon	2002-92	Ford E-350 Econoline Club Wagon
2002-92	Ford E-350 Econoline	2002-00	Ford E-450 Econoline Super Duty
2002-92	Ford E-350 Econoline Club Wagon	2002-00	Ford E-450 Econoline Super Duty Stripped
2002-00	Ford E-450 Econoline Super Duty	2003	Ford E-450 Super Duty
2002-00	Ford E-450 Econoline Super Duty Stripped	2003	Ford E-450 Super Duty Stripped Chassis
2003	Ford E-450 Super Duty	2002	Ford E-550 Econoline Super Duty
2003	Ford E-450 Super Duty Stripped Chassis	2003	Ford E-550 Super Duty
2002	Ford E-550 Econoline Super Duty	1999-96	Ford Econoline Super Duty
2003	Ford E-550 Super Duty	1997-92	Ford F Super Duty

BUYERS GUIDE - ALTERNATORS AND GENERATORS

YEAR MAKE / MODEL

7768N-8G - *continued*

2002-00 Ford E-450 Econoline Super Duty
 2002-00 Ford E-450 Econoline Super Duty Stripped
 2003 Ford E-450 Super Duty
 2003 Ford E-450 Super Duty Stripped Chassis
 2002 Ford E-550 Econoline Super Duty
 2003 Ford E-550 Super Duty
 1999-96 Ford Econoline Super Duty
 1997-95 Ford F-250
 1997-95 Ford F-350

7772N

New Alternator - Leece-Neville 7711JA Series IR/EF, 165A, 12V, Bi-Directional, Neg. Grd., w/o Pulley



1998-92 Ford E-350 Econoline
 1998-92 Ford E-350 Econoline Club Wagon
 1998-96 Ford Econoline Super Duty
 1997-92 Ford F Super Duty
 1997-92 Ford F-250
 1997-92 Ford F-350
 1997-92 Ford F59

7776N

New Alternator - Ford 3G Series IR/IF, 130A, 12V, CW, 6-Groove Pulley, 10:00 Plug Clock



2004-03 Ford E-250
 2002 Ford E-250 Econoline
 2005-04 Ford E-250 Super Duty
 2003 Ford E-350
 2005-03 Ford E-350 Club Wagon
 2002 Ford E-350 Econoline
 2002 Ford E-350 Econoline Club Wagon
 2006-04 Ford E-350 Super Duty
 2002 Ford E-450 Econoline Super Duty
 2002 Ford E-450 Econoline Super Duty Stripped
 2006-03 Ford E-450 Super Duty
 2003 Ford E-450 Super Duty Stripped Chassis
 2003 Ford E-550 Super Duty
 2005-00 Ford Excursion
 2004-99 Ford F-250 Super Duty
 2004-99 Ford F-350 Super Duty
 2004-99 Ford F-450 Super Duty
 2004-99 Ford F53
 2004-99 Ford F-550 Super Duty

YEAR MAKE / MODEL

7776N-0G

New Alternator - Ford 3G Series IR/IF, 130A, 12V, CW, w/o pulley, 10:00 Plug Clock



2004 Ford F-250 Super Duty
 2004 Ford F-350 Super Duty

7778-3N

New Alternator - Ford 3G Series IR/IF, 115A, 12V, CW, 2-Groove Pulley, 03:00 Plug Clock



1998-92 Ford B600
 1998-92 Ford B700
 1998-92 Ford B800
 1998-92 Ford F600
 1998-92 Ford F700
 1998-92 Ford F800
 1998-92 Ford F900
 1999-95 Ford L6000
 1999-95 Ford L7000
 1999-95 Ford L8000
 1999-95 Ford L9000







7778-3N-0G

New Alternator - Ford 3G Series IR/IF, 115A, 12V, CW, w/o pulley, 03:00 Plug Clock



1998-92 Ford B600
 1998-92 Ford B700
 1998-92 Ford B800
 1998-92 Ford F600
 1998-92 Ford F700
 1998-92 Ford F800
 1998-92 Ford F900
 1999-95 Ford L6000
 1999-95 Ford L7000
 1999-95 Ford L8000
 1999-95 Ford L9000

BUYERS GUIDE - ALTERNATORS AND GENERATORS

YEAR	MAKE / MODEL	YEAR	MAKE / MODEL
7785N		7791N - continued	
New Alternator - Ford 3G Series IR/IF, 95A, 12V, CW, 8-Groove Pulley, 03:00 Plug Clock		2001-97 Ford E-350 Econoline	
		2001-97 Ford E-350 Econoline Club Wagon	
1999-90 Ford B600		2001-00 Ford E-450 Econoline Super Duty	
1999-90 Ford B700		2001-00 Ford E-450 Econoline Super Duty Stripped	
1999-90 Ford B800		1999-97 Ford Econoline Super Duty	
1999-90 Ford F600		1999-97 Ford F-250	
1999-90 Ford F700		7796N	
1999-90 Ford F800		New Alternator - Ford 6G Series IR/IF, 110A, 12V, CW, 8-Groove Pulley, 03:00 Plug Clock, Neg. Grd.	
1999-90 Ford F900			
1999-89 Ford L6000		2001-00 Ford Excursion	
1999-89 Ford L7000		2001-99 Ford F-250 Super Duty	
1999-89 Ford L8000		2001-99 Ford F-350 Super Duty	
1999-89 Ford L9000		2001-99 Ford F-450 Super Duty	
7790N		2001-99 Ford F-550 Super Duty	
New Alternator - Ford 3G Series IR/IF, 95A, 12V, CW, 8-Groove Pulley, 10:00 Plug Clock		7797N	
		New Alternator - Ford 6G Series IR/IF, 110A, 12V, CW, 8-Groove Pulley, 03:00 Plug Clock	
2006-03 Ford E-250			
2002-97 Ford E-250 Econoline		2003 Ford E-350	
2005-04 Ford E-250 Super Duty		2003 Ford E-350 Club Wagon	
2003 Ford E-350		2002-99 Ford E-350 Econoline	
2005-03 Ford E-350 Club Wagon		2002-99 Ford E-350 Econoline Club Wagon	
2002-97 Ford E-350 Econoline		2002-00 Ford E-450 Econoline Super Duty	
2002-97 Ford E-350 Econoline Club Wagon		2002-00 Ford E-450 Econoline Super Duty Stripped	
2006-04 Ford E-350 Super Duty		2006-03 Ford E-450 Super Duty	
2002-00 Ford E-450 Econoline Super Duty		2003 Ford E-450 Super Duty	
2002-00 Ford E-450 Econoline Super Duty Stripped		2003 Ford E-450 Super Duty Stripped Chassis	
2006-03 Ford E-450 Super Duty		2002 Ford E-550 Econoline Super Duty	
2003 Ford E-450 Super Duty Stripped Chassis		2003 Ford E-550 Super Duty	
2002 Ford E-550 Econoline Super Duty		1999 Ford Econoline Super Duty	
2003 Ford E-550 Super Duty		1999-97 Ford F-250	
1999-97 Ford Econoline Super Duty		2001-99 Ford F-250 Super Duty	
1999-97 Ford F-250		2001-99 Ford F-350 Super Duty	
2001-99 Ford F-250 Super Duty		2002-99 Ford F-450 Super Duty	
2001-99 Ford F-350 Super Duty		2000-99 Ford F53	
2002-99 Ford F-450 Super Duty		2002-99 Ford F-550 Super Duty	
2000-99 Ford F53		7798N	
2002-99 Ford F-550 Super Duty		New Alternator - Ford 6G Series IR/IF, 110A, 12V, CW, 8-Groove Pulley, 11:00 Plug Clock, Neg. Grd.	
7791N			
New Alternator - Ford 3G Series IR/IF, 130A, 12V, CW, 8-Groove Pulley, 10:00 Plug Clock		2003 Ford E-350	
		2003 Ford E-350 Club Wagon	
2001-97 Ford E-250 Econoline		2002-99 Ford E-350 Econoline	
		2002-99 Ford E-350 Econoline Club Wagon	
		2002-00 Ford E-450 Econoline Super Duty	
		2002-00 Ford E-450 Econoline Super Duty Stripped	
		2003 Ford E-450 Super Duty	
		2003 Ford E-450 Super Duty Stripped Chassis	
		2002 Ford E-550 Econoline Super Duty	
		2002 Ford E-550 Super Duty	

BUYERS GUIDE - ALTERNATORS AND GENERATORS

YEAR MAKE / MODEL

7798N - *continued*

2003 Ford E-550 Super Duty
 1999 Ford Econoline Super Duty
 2001-99 Ford F-450 Super Duty
 2001-99 Ford F-550 Super Duty

7799N

New Alternator - Ford 6G Series IR/IF, 110A, 12V, CW, 8-Groove Pulley, 11:00 Plug Clock



2001-99 Ford F-250 Super Duty
 2001-99 Ford F-350 Super Duty
 2001-99 Ford F-450 Super Duty
 2001-99 Ford F-550 Super Duty

7802-11N-1G

New Alternator - Delco CS130 Series IR/EF, 105A, 12V, CW, 1-Groove Pulley, 11:00 Plug Clock



1993-91 Chevrolet G20
 1993-91 Chevrolet G30
 1991 Chevrolet R2500 Suburban
 1991 Chevrolet R3500
 1991 Chevrolet V2500 Suburban
 1991 Chevrolet V3500
 1993-91 GMC G2500
 1993-91 GMC G3500
 1991 GMC R2500 Suburban
 1991 GMC R3500
 1991 GMC V2500 Suburban
 1991 GMC V3500

7802-11N-5G

New Alternator - Delco CS130 Series IR/EF, 100-105A, 12V, CW, 5-Groove Pulley, 11:00 Plug Clock



1989-87 Chevrolet P20
 1995-87 Chevrolet P30
 1988-87 Chevrolet R20
 1988-87 Chevrolet R20 Suburban
 1988-87 Chevrolet R30
 1987 Chevrolet V20
 1988-87 Chevrolet V20 Suburban
 1988-87 Chevrolet V30
 1989-87 GMC P2500
 1993-87 GMC P3500
 1988-87 GMC R2500

YEAR MAKE / MODEL

7802-11N-5G - *continued*

1988-87 GMC R2500 Suburban
 1988-87 GMC R3500
 1987 GMC V2500
 1988-87 GMC V2500 Suburban
 1988-87 GMC V3500

7802-11N-6G

New Alternator - Delco CS130 Series IR/EF, 100-105A, 12V, CW, 6-Groove Pulley, 11:00 Plug Clock



1993-87 Chevrolet P30
 1988 Chevrolet R20
 1988 Chevrolet R20 Suburban
 1988 Chevrolet R30
 1991 Chevrolet R3500
 1988 Chevrolet V20 Suburban
 1988 Chevrolet V30
 1991 Chevrolet V3500
 1993-87 GMC P3500
 1988 GMC R2500
 1988 GMC R2500 Suburban
 1991-88 GMC R3500
 1991-88 GMC V3500






7802-3N

New Alternator - Delco CS130 Series IR/EF, 100-105A, 12V, CW, 6-Groove Pulley, 03:00 Plug Clock



1993-91 Chevrolet C2500
 1993-92 Chevrolet C2500 Suburban
 1993-88 Chevrolet C3500
 1993-91 Chevrolet C3500HD
 1991-88 Chevrolet G30
 1993-91 Chevrolet K2500
 1993-92 Chevrolet K2500 Suburban
 1993-88 Chevrolet K3500
 1989 Chevrolet R2500
 1991-89 Chevrolet R2500 Suburban
 1991-89 Chevrolet R3500
 1990 Chevrolet V2500 Suburban
 1991-89 Chevrolet V3500
 1993-91 GMC C2500
 1993-92 GMC C2500 Suburban
 1993-88 GMC C3500
 1993-91 GMC C3500HD
 1991-88 GMC G3500
 1993-91 GMC K2500
 1993-92 GMC K2500 Suburban
 1993-88 GMC K3500
 1989 GMC R2500
 1991-89 GMC R2500 Suburban
 1991-89 GMC R3500
 1991-89 GMC V3500

BUYERS GUIDE - ALTERNATORS AND GENERATORS

YEAR	MAKE / MODEL	YEAR	MAKE / MODEL
7850N		7861-11N-4G - continued	
New Alternator - Delco 27SI/200 Series IR/EF, 100A, 12V, Bi-Directional, Neg. Grd., w/o pulley		1991-87	Chevrolet G30
		1992-88	Chevrolet K2500
		1992-88	Chevrolet K3500
		1987	Chevrolet R20
		1992-88	GMC C2500
		1992-88	GMC C3500
		1992-91	GMC C3500HD
		1991-87	GMC G2500
		1991-87	GMC G3500
		1992-88	GMC K2500
		1992-88	GMC K3500
		1987	GMC R2500
1993-79	Chevrolet B60	7861-11N-6G	
1982	Chevrolet C5D	New Alternator - Delco CS130 Series IR/EF, 100-105A, 12V, CW, 6-Groove Pulley, 11:00 Plug Clock	
1993-79	Chevrolet C60		
1993-79	Chevrolet C70		
1988-79	Chevrolet C7D	1992-88	Chevrolet C2500
1989-88	Chevrolet P20	1992-88	Chevrolet C3500
1993-84	Chevrolet P30	1992-91	Chevrolet C3500HD
1993-84	Chevrolet P6000	1991-87	Chevrolet G20
1993-89	Chevrolet S7	1991-87	Chevrolet G30
1993-79	GMC B6000	1992-88	Chevrolet K2500
1982	GMC C5D	1992-88	Chevrolet K3500
1993-79	GMC C6000	1987	Chevrolet R20
1993-80	GMC C7000	1992-88	GMC C2500
1988-79	GMC C7D	1992-88	GMC C3500
1989-88	GMC P2500	1992-91	GMC C3500HD
1993-84	GMC P3500	1991-87	GMC G2500
1993-84	GMC P6500	1991-87	GMC G3500
1993-89	GMC S7	1992-88	GMC K2500
1992-88	International 1452	1992-88	GMC K3500
1989-88	International 1754	1987	GMC R2500
1992-88	International 1652 / 1654	7861-7N-6G	
1987-81	International 2200-2275 Series	New Alternator - Delco CS130 Series IR/EF, 100-105A, 12V, CW, 6-Groove Pulley, 07:00 Plug Clock	
1987-84	International 2300-2375 Series		
1987-81	International 2574 / 2575 Series		
1987-82	International 2674 / 2675 Series	1993-90	Chevrolet C2500
1987-85	International 3000-3900 Series Bus	1993-92	Chevrolet C2500 Suburban
1987-85	International S Series	1993-90	Chevrolet C3500
7853N		1993-91	Chevrolet C3500HD
New Alternator - Delco 15SI Series IR/EF, 105A, 12V, CW, 1-Groove Pulley		1993-90	Chevrolet K2500
		1993-92	Chevrolet K2500 Suburban
		1993-90	Chevrolet K3500
		1991-89	Chevrolet R2500 Suburban
1988-80	Cummins Engines B Series	1990-89	Chevrolet R3500
1988-80	Cummins Engines C Series	1991-89	Chevrolet V2500 Suburban
1993-92	Cummins Engines L Series	1990-89	Chevrolet V3500
7861-11N-4G		1993-90	GMC C2500
New Alternator - Delco CS130 Series IR/EF, 100-105A, 12V, CW, 4-Groove Pulley, 11:00 Plug Clock		1993-92	GMC C2500 Suburban
		1993-90	GMC C3500
		1993-90	GMC C3500HD
1992-88	Chevrolet C2500	1991-89	Chevrolet R2500 Suburban
1992-88	Chevrolet C3500	1990-89	Chevrolet R3500
1992-91	Chevrolet C3500HD	1991-89	Chevrolet V2500 Suburban
1991-87	Chevrolet G20	1990-89	Chevrolet V3500
		1993-90	GMC C2500
		1993-92	GMC C2500 Suburban
		1993-90	GMC C3500
		1993-91	GMC C3500HD

BUYERS GUIDE - ALTERNATORS AND GENERATORS

YEAR MAKE / MODEL

7861-7N-6G - continued

1993-90 GMC K2500
 1993-92 GMC K2500 Suburban
 1993-90 GMC K3500
 1989 GMC R2500
 1991-89 GMC R2500 Suburban
 1990-89 GMC R3500
 1991-89 GMC V2500 Suburban
 1990-89 GMC V3500

7901-11R

Reman Alternator - Delco CS144 Early IR/EF, 124A, 12Volt, CW, 6-Groove Pulley



1993-92 Chevrolet C2500
 1993-92 Chevrolet C2500 Suburban
 1993-92 Chevrolet C3500
 1993-92 Chevrolet C3500HD
 1993-92 Chevrolet K2500
 1993-92 Chevrolet K2500 Suburban
 1993-92 Chevrolet K3500
 1993-91 Chevrolet P30
 1993-92 GMC C2500
 1993-92 GMC C2500 Suburban
 1993-92 GMC C3500
 1993-92 GMC C3500HD
 1993-92 GMC K2500
 1993-92 GMC K2500 Suburban
 1993-92 GMC K3500
 1993-91 GMC P3500

7901-2N

New Alternator - Delco CS144 EARLY IR/EF, 124A, 12V, CW, 6-Groove Pulley, 02:00 Plug Clock



1996-95 AM General Hummer
 1995-90 Chevrolet C2500
 1995-92 Chevrolet C2500 Suburban
 1995-91 Chevrolet C3500
 1995-91 Chevrolet C3500HD
 1995-90 Chevrolet K2500
 1995-92 Chevrolet K2500 Suburban
 1995-91 Chevrolet K3500
 1989 Chevrolet R2500
 1991-89 Chevrolet R2500 Suburban
 1989 Chevrolet R3500
 1991 Chevrolet V2500 Suburban
 1989 Chevrolet V3500
 1995-90 GMC C2500
 1995-92 GMC C2500 Suburban
 1995-91 GMC C3500
 1995-91 GMC C3500HD
 1995-90 GMC K2500
 1995-92 GMC K2500 Suburban

YEAR MAKE / MODEL

7901-2N - continued

1995-91 GMC K3500
 1989 GMC R2500
 1991-89 GMC R2500 Suburban
 1989 GMC R3500
 1991 GMC V2500 Suburban
 1989 GMC V3500

7901-2N-5G

New Alternator - Delco CS144 Early, 120A, 12V, CW, 5-Groove Pulley, 01:30 Plug Clock



1996-95 AM General Hummer
 1995-90 Chevrolet C2500
 1995-92 Chevrolet C2500 Suburban
 1995-91 Chevrolet C3500
 1995-91 Chevrolet C3500HD
 1995-90 Chevrolet K2500
 1995-92 Chevrolet K2500 Suburban
 1995-91 Chevrolet K3500
 1989 Chevrolet R2500
 1991-89 Chevrolet R2500 Suburban
 1989 Chevrolet R3500
 1991 Chevrolet V2500 Suburban
 1989 Chevrolet V3500
 1995-90 GMC C2500
 1995-92 GMC C2500 Suburban
 1995-91 GMC C3500
 1995-91 GMC C3500HD
 1995-90 GMC K2500
 1995-92 GMC K2500 Suburban
 1995-91 GMC K3500
 1989 GMC R2500
 1991-89 GMC R2500 Suburban
 1989 GMC R3500
 1991 GMC V2500 Suburban
 1989 GMC V3500

7903-11R

Reman Alternator - Delco CS130 IR/EF, 96A, 12Volt, CW



1992-88 International 1652 / 1654

BUYERS GUIDE - ALTERNATORS AND GENERATORS

YEAR MAKE / MODEL

7960N - continued

1991-90	GMC C5000 Topkick
1990	GMC C5500 Topkick
1991-90	GMC C6000
1996-90	GMC C6000 Topkick
2000-90	GMC C6500 Topkick
1990	GMC C7000
1996-90	GMC C7000 Topkick
2000-90	GMC C7500 Topkick
1990	GMC C80
1998-97	GMC T6500
1998-97	GMC T7500
1990	GMC Topkick C8500

7965N

New Alternator - Delco 30SI Series IR/EF, 100A, 24V, Bi-Directional, Neg. Grd., w/o Pulley



1999-94	Cummins Engines B Series
1999-94	Cummins Engines K Series
1999-91	Cummins Engines L Series

7971N

New Alternator - Delco 21SI Series IR/EF, 130A, 12V, Bi-Directional, Neg. Grd., 3-Wire System



1996-92	Bluebird All Models (By Engine)
1993-89	Chevrolet B60
2002-93	Chevrolet B7
2002-97	Chevrolet C4500 Kodiak
2002-91	Chevrolet C50
2002-90	Chevrolet C5500 Kodiak
2002-90	Chevrolet C60
1999-90	Chevrolet C60 Kodiak
2002-90	Chevrolet C6500 Kodiak
2002-91	Chevrolet C70
1996-90	Chevrolet C70 Kodiak
2002-90	Chevrolet C7500 Kodiak
2002-90	Chevrolet C80
1998-97	Chevrolet F6 Series
1998-97	Chevrolet F7 Series
2002-90	Chevrolet Kodiak C8500
1989	Chevrolet P20
2000-89	Chevrolet P30
1996-89	Chevrolet P6000
1996-95	Chevrolet P7
1993-89	Chevrolet S7
2002-97	Chevrolet T5500
2002-97	Chevrolet T6500
2002-97	Chevrolet T7500
2002-97	Chevrolet T8500
1993-89	GMC B6000
2002-93	GMC B7
2002-97	GMC C4500 Topkick

YEAR MAKE / MODEL

7971N - continued

2002-91	GMC C5000
2002-90	GMC C5500 Topkick
2002-90	GMC C6000
1996-90	GMC C6000 Topkick
2002-90	GMC C6500 Topkick
2002-92	GMC C7000
1996-90	GMC C7000 Topkick
2002-90	GMC C7500 Topkick
2002-90	GMC C80
1998-97	GMC F6 Series
1998-97	GMC F7 Series
1989	GMC P2500
1999-89	GMC P3500
1996-89	GMC P6500
1996-95	GMC P7
1993-89	GMC S7
2002-97	GMC T5500
2002-97	GMC T6500
2002-97	GMC T7500
2002-97	GMC T8500
2002-90	GMC Topkick C8500

7975N

New Alternator - Delco 30SI Series IR/EF, 60A, 24V, Bi-Directional, Neg. Grd., w/o pulley



1999-94	Cummins Engines B Series
1999-94	Cummins Engines C Series
1999-83	Cummins Engines K Series
1999-94	Cummins Engines L Series

7977N

New Alternator - Delco CS130 Series IR/EF, 105A, 12V, CW, 1-Groove Pulley, 11:00 Plug Clock



1997-89	Chevrolet P30
1997-89	GMC P3500

8003N

New Alternator - Delco 21SI Series IR/EF, 70A, 24V, CCW, Neg. Grd., 1-Wire System



1992	Consolidated Diesel 4B
1992	Consolidated Diesel 6B
1992	Consolidated Diesel 6C
1992-91	Cummins Engines K Series

BUYERS GUIDE - ALTERNATORS AND GENERATORS

YEAR MAKE / MODEL

YEAR MAKE / MODEL

8003N-LD

New Alternator - Delco 21SI Series IR/EF, 70A, 24V, Neg. Grd., 1-Wire System, w/o pulley



1992-91 Cummins Engines K Series

8027N

New Alternator - Delco 21SI Series IR/EF, 130A, 12V, CW, Neg. Grd., 1-Wire System, w/o pulley



1992 Consolidated Diesel 4B
 1992 Consolidated Diesel 6B
 1992 Consolidated Diesel 6C
 1992-91 Cummins Engines K Series
 1999-92 Ford B600
 1999-92 Ford B700
 1999-92 Ford B800
 1999-92 Ford F600
 1999-92 Ford F700
 1999-92 Ford F800
 1999-92 Ford F900
 1999-89 Ford L6000
 1999-89 Ford L7000
 1999-89 Ford L8000
 1999-89 Ford L9000
 1997-90 Ford LN7000
 1997-92 Ford LN8000
 1989-88 International 1754
 1989-88 International 1954
 1992-91 International 2654
 1996-90 International 3000
 1996 International 3400
 1996-92 International 3600
 1996-90 International 3800
 1992-90 International 4000
 1992-90 International 7000
 1992-90 International 7100
 1992-88 International 1452SC
 1992-88 International 1652 / 1654
 1992-88 International 1652SC
 1996-88 International 2300-2375 Series
 1995-88 International 2554 / 2564 Series
 1996-88 International 2574 / 2575 Series
 1995-88 International 2654 Series
 1996-88 International 2674 / 2675 Series
 1996-88 International 3000-3900 Series Bus
 1993-91 International 3900FC
 1996-88 International 4000-4900 Series Medium-Duty
 1996-88 International 5000-5900 Series Severe Service
 1996-90 International 7100-7700 Severe Service
 1996-88 International 8100-8600 Heavy-Duty
 1996-86 International 9100-9900 Heavy-Duty
 1993-89 Volvo All Models (By Engine)

8028N

New Alternator - Delco 21SI Series IR/EF, 160A, 12V, CW, Neg. Grd.



1996-92 Bluebird All Models (By Engine)
 2002-94 Chevrolet B7
 2002-97 Chevrolet C4500 Kodiak
 2002-91 Chevrolet C50
 2002-91 Chevrolet C5500 Kodiak
 2002-90 Chevrolet C60
 1999-91 Chevrolet C60 Kodiak
 2002-91 Chevrolet C6500 Kodiak
 1991-90 Chevrolet C6D
 2002-90 Chevrolet C70
 1996-91 Chevrolet C70 Kodiak
 2002-91 Chevrolet C7500 Kodiak
 2002-91 Chevrolet C80
 2002-91 Chevrolet Kodiak C8500
 2000-91 Chevrolet P30
 1993-91 Chevrolet P6
 2002-97 Chevrolet T5500
 2002-97 Chevrolet T6500
 2002-97 Chevrolet T7500
 2002-97 Chevrolet T8500
 1994 GMC B7
 2002-97 GMC C4500 Topkick
 2002-91 GMC C5000
 2002-91 GMC C5500 Topkick
 2002-94 GMC C6000
 1993-91 GMC C6000 Topkick
 2002-91 GMC C6500 Topkick
 1991-90 GMC C6D
 2002-94 GMC C7000
 1993-91 GMC C7000 Topkick
 2002-91 GMC C7500 Topkick
 2002-91 GMC C80
 1999-91 GMC P3500
 1993-91 GMC P6
 2002-97 GMC T5500
 1997 GMC T6500
 1997 GMC T7500
 2002-97 GMC T8500
 2002-91 GMC Topkick C8500

8050N

New Alternator - Motorola / Prestolite 8HC Series IR/EF, 35A, 24V, Bi-Directional, Insulated Grd.



2002-97 Caterpillar 3196
 1997-92 Caterpillar 3176B
 2002-97 Caterpillar 3176C

BUYERS GUIDE - ALTERNATORS AND GENERATORS

YEAR MAKE / MODEL

8066N

New Alternator - Delco 26SI Series IR/EF, 85A, 12V, Bi-Directional, Neg. Grd., w/o pulley



- 1999-95 Ford L6000
- 1999-95 Ford L7000
- 1999-95 Ford L8000
- 1999-95 Ford L9000
- 1993-90 Freightliner Classic
- 1993-89 Freightliner FL 90
- 1993-89 Freightliner FL, FLC 112 / 120
- 1992-89 Freightliner FLD 112 / 120
- 2000-97 International 2300-2375 Series
- 2000-96 International 2554 / 2564 Series
- 2000-97 International 2574 / 2575 Series
- 2001-96 International 2654 Series
- 2000-97 International 2674 / 2675 Series
- 1996-88 International 3000-3900 Series Bus
- 1996-88 International 4000-4900 Series Medium-Duty
- 1996-88 International 5000-5900 Series Severe Service
- 1996-90 International 7100-7700 Severe Service
- 1999-88 International 8100-8600 Heavy-Duty
- 2000-86 International 9100-9900 Heavy-Duty
- 1993-86 Kenworth C500
- 1993-80 Kenworth K100
- 1995-94 Kenworth K300
- 1995-94 Kenworth T300
- 1993-87 Kenworth T400
- 1993-87 Kenworth T450
- 1993-87 Kenworth T600
- 1993-87 Kenworth T800
- 1993-87 Kenworth W900
- 1994-88 Mack CH Series
- 1994-90 Mack CL Series
- 1989-86 Mack CM Series
- 2001-90 Mack CS Series (Midliner)
- 1994-86 Mack DM / DMM Series
- 1988-86 Mack F / FL / FS Series
- 1994-88 Mack FDM Series
- 1994-86 Mack MC Series
- 1994-86 Mack MH Series
- 1994-86 Mack MR Series
- 1999-86 Mack MS Series (Midliner)
- 1990-86 Mack R Series
- 1994-88 Mack RB Series
- 1994-86 Mack RD Series
- 1990-86 Mack RL Series
- 1994-86 Mack RM Series
- 1990-86 Mack RS Series
- 1994-86 Mack RW Series
- 1997-91 Peterbilt 320
- 1997-96 Peterbilt 330
- 1997-86 Peterbilt 357
- 1997-86 Peterbilt 359
- 1997-86 Peterbilt 362
- 1995-91 Peterbilt 372
- 1997-86 Peterbilt 375
- 1997-86 Peterbilt 377
- 1997-86 Peterbilt 378
- 1997-86 Peterbilt 379
- 1997-96 Peterbilt 385
- 1990-86 Peterbilt All Models (By Engine)

YEAR MAKE / MODEL

8066N - continued

- 2000-94 Volvo ACL42 / ACL64 Series
- 1993-89 Volvo All Models (By Engine)
- 1996-94 Volvo FE42
- 2003-94 Volvo VNL Series
- 2003-97 Volvo VNM Series
- 2001-90 Volvo WA / WC / WG / WH / WI / WX Series
- 1993-89 Western Star All Models (By Engine)

8073N

New Alternator - Delco 22SI Series IR/EF, 130A, 12V, CW, 1-Wire System, Neg. Grd.



- 1999-97 Ford B600
- 1999-97 Ford B700
- 1999-97 Ford B800
- 1999-97 Ford F600
- 1999-97 Ford F700
- 1999-97 Ford F800
- 1999-97 Ford F900
- 1999-95 Ford L6000
- 1999-95 Ford L7000
- 1999-95 Ford L8000
- 1999-95 Ford L9000
- 2003-93 International 1652 / 1654
- 2003-97 International 2300-2375 Series
- 2003-96 International 2554 / 2564 Series
- 2003-97 International 2574 / 2575 Series
- 2003-96 International 2654 Series
- 2003-97 International 2674 / 2675 Series
- 2007-97 International 3000-3900 Series Bus
- 2004-97 International 4000-4900 Series Medium-Duty
- 2003-97 International 5000-5900 Series Severe Service
- 2004-97 International 7100-7700 Severe Service
- 2003-97 International 8100-8600 Heavy-Duty
- 2003-97 International 9100-9900 Heavy-Duty



8076N

New Alternator - Delco 22SI Series IR/EF, 145A, 12V, 1-Wire System, Neg. Grd.





- 1999-97 Ford B600
- 1999-97 Ford B700
- 1999-97 Ford B800
- 1999-97 Ford F600
- 1999-93 Ford F700
- 1999-97 Ford F800
- 1999-97 Ford F900
- 1999-95 Ford L6000
- 1999-95 Ford L7000
- 1999-95 Ford L8000
- 1999-95 Ford L9000
- 2002-96 International 2554
- 2002-96 International 2654



BUYERS GUIDE - ALTERNATORS AND GENERATORS

YEAR	MAKE / MODEL	YEAR	MAKE / MODEL
8076N - continued		8078N - continued	
2004-97	International 3000	2005-96	Peterbilt 379
2002-97	International 3400	2005-96	Peterbilt 385
1999-97	International 4000	2005-00	Peterbilt 387
2003-93	International 1652 / 1654	2004-01	Sterling Acterra M5500 / 6500 / 7500 / 8500
2003-95	International 1652SC	2004-99	Sterling A-Line A9500 / AT9500
2003-97	International 2300-2375 Series	2003-99	Sterling Cargo SC7000 / SC8000
2003-96	International 2554 / 2564 Series	2004-99	Sterling Condor
2003-97	International 2574 / 2575 Series	2004-99	Sterling L-Line 7500 / 8000 / 8500 / 9500
2003-97	International 2674 / 2675 Series	2000-99	Sterling SC7000 / SC8000
2007-97	International 3000-3900 Series Bus	2001-99	Sterling Silver Star Series
2004-97	International 4000-4900 Series Medium-Duty	2000-97	Volvo ACL42 / ACL64 Series
2003-97	International 5000-5900 Series Severe Service	2007-01	Volvo VHD Series
2004-97	International 7100-7700 Severe Service	2004-94	Volvo VNL Series
2003-97	International 8100-8600 Heavy-Duty	2007-97	Volvo VNM Series
2003-97	International 9100-9900 Heavy-Duty	2001-97	Volvo WA / WC / WG / WH / WI / WX Series
		2004-96	Western Star All Models (By Engine)
8078N		8078N-1	
New Alternator - Delco 22SI Series IR/EF, 145A, 12V, 1-Wire System, 14.1 Vset, Neg. Grd.		New Alternator - Delco 22SI Series IR/EF, 145A, 12V, 1-Wire System, 14.5 Vset, Neg. Grd.	
			
2008-98	Bluebird All Models (By Engine)	2002-00	Freightliner Argosy
2002-00	Freightliner Argosy	2004-03	Freightliner Business Class M2
2004-03	Freightliner Business Class M2	2004-99	Freightliner Century Class
2004-98	Freightliner Century Class	2004-99	Freightliner Classic
2004-99	Freightliner Classic	2004-99	Freightliner Columbia
2004-99	Freightliner Columbia	2001-98	Freightliner FC80
2001-98	Freightliner FC80	2004-98	Freightliner FL 50
2004-98	Freightliner FL 50	2003-98	Freightliner FL, FLC 112 / 120
2003-98	Freightliner FL, FLC 112 / 120	2004-98	Freightliner FL60
2004-98	Freightliner FL60	2005-98	Freightliner FL70
2005-98	Freightliner FL70	2004-98	Freightliner FL80
2004-98	Freightliner FL80	2003-98	Freightliner FLD 112 / 120
2003-98	Freightliner FLD 112 / 120	2000-98	International 8100-8600 Heavy-Duty
2000-98	International 8100-8600 Heavy-Duty	2000-97	International 9100-9900 Heavy-Duty
2000-97	International 9100-9900 Heavy-Duty	2003-95	Kenworth C500
2003-95	Kenworth C500	2003-96	Kenworth K300
2003-96	Kenworth K300	2004-96	Kenworth T2000
2004-96	Kenworth T2000	2004-96	Kenworth T300
2004-96	Kenworth T300	2005-96	Kenworth T600
2005-96	Kenworth T600	2005-96	Kenworth T800
2005-96	Kenworth T800	2005-96	Kenworth W900
2005-96	Kenworth W900	2007-99	Mack CH Series
2007-99	Mack CH Series	2007-99	Mack CL Series
2007-99	Mack CL Series	2007-06	Mack CT / CTP Series
2007-06	Mack CT / CTP Series	2007-01	Mack CV Series
2007-01	Mack CV Series	2005-00	Mack CX Series (Vision)
2005-00	Mack CX Series (Vision)	2007-99	Mack DM / DMM Series
2007-99	Mack DM / DMM Series	1999	Mack FDM Series
1999	Mack FDM Series	2007-02	Mack Granite Series
2007-02	Mack Granite Series	2007-99	Mack MR Series
2007-99	Mack MR Series	2007-99	Mack RB Series
2007-99	Mack RB Series	2007-99	Mack RD Series
2007-99	Mack RD Series	2003-96	Peterbilt 320
2003-96	Peterbilt 320	2004-96	Peterbilt 330
2004-96	Peterbilt 330	2005-96	Peterbilt 357
2005-96	Peterbilt 357	2003-96	Peterbilt 359
2003-96	Peterbilt 359	2003-96	Peterbilt 362
2003-96	Peterbilt 362	2001-96	Peterbilt 375
2001-96	Peterbilt 375	2003-96	Peterbilt 377
2003-96	Peterbilt 377	2005-96	Peterbilt 378
2005-96	Peterbilt 378		

BUYERS GUIDE - ALTERNATORS AND GENERATORS

YEAR	MAKE / MODEL	YEAR	MAKE / MODEL
8078N-1 - continued		8081N - continued	
2005-96	Peterbilt 379	2006-98	Peterbilt 330
2005-96	Peterbilt 385	2006-96	Peterbilt 357
2005-00	Peterbilt 387	2006-96	Peterbilt 359
2004-01	Sterling Acterra M5500 / 6500 / 7500 / 8500	2003-96	Peterbilt 362
2004-99	Sterling A-Line A9500 / AT9500	2001-96	Peterbilt 375
2003-99	Sterling Cargo SC7000 / SC8000	2003-96	Peterbilt 377
2004-99	Sterling Condor	2006-96	Peterbilt 378
2004-99	Sterling L-Line 7500 / 8000 / 8500 / 9500	2006-96	Peterbilt 379
2000-99	Sterling SC7000 / SC8000	2006-96	Peterbilt 385
2001-99	Sterling Silver Star Series	2006-00	Peterbilt 387
2000-97	Volvo ACL42 / ACL64 Series	2008-99	Sterling A-Line A9500 / AT9500
2007-01	Volvo VHD Series	2008-99	Sterling Condor
2004-94	Volvo VNL Series	2008-99	Sterling L-Line 7500 / 8000 / 8500 / 9500
2007-97	Volvo VNM Series	2001-99	Sterling Silver Star Series
2001-97	Volvo WA / WC / WG / WH / WI / WX Series	2002-97	Volvo ACL42 / ACL64 Series
2004-96	Western Star All Models (By Engine)	1998-97	Volvo FE42
8081N		2007-01	Volvo VHD Series
New Alternator - Delco 33SI Series IR/EF, 110A, 12V, Bi-Directional, Neg. Grd.		2004-94	Volvo VNL Series
		2007-97	Volvo VNM Series
1999-95	Ford L6000	2001-97	Volvo WA / WC / WG / WH / WI / WX Series
1999-95	Ford L7000	2007-96	Western Star All Models (By Engine)
1999-95	Ford L8000	8083N	
1999-95	Ford L9000	New Alternator - Delco 33SI Series IR/EF, 135A, 12V, Bi-Directional, Neg. Grd.	
2002-00	Freightliner Argosy		
2004-96	Freightliner Century Class	1999-95	Ford L6000
2004-96	Freightliner Classic	1999-95	Ford L7000
2004-99	Freightliner Columbia	1999-95	Ford L8000
2003-94	Freightliner FL, FLC 112 / 120	1999-95	Ford L9000
1998-96	Freightliner FL106	2002-00	Freightliner Argosy
2003-93	Freightliner FLD 112 / 120	2004-96	Freightliner Century Class
2000-97	International 2300-2375 Series	2004-96	Freightliner Classic
2000-96	International 2554 / 2564 Series	2004-99	Freightliner Columbia
2000-97	International 2574 / 2575 Series	2003-94	Freightliner FL, FLC 112 / 120
2001-96	International 2654 Series	1998-96	Freightliner FL106
2000-97	International 2674 / 2675 Series	2003-93	Freightliner FLD 112 / 120
2007-97	International 3000-3900 Series Bus	2000-97	International 2300-2375 Series
2003-97	International 4000-4900 Series Medium-Duty	2000-96	International 2554 / 2564 Series
2003-97	International 5000-5900 Series Severe Service	2000-97	International 2574 / 2575 Series
2004-97	International 7100-7700 Severe Service	2001-96	International 2654 Series
2003-97	International 8100-8600 Heavy-Duty	2000-97	International 2674 / 2675 Series
2003-97	International 9100-9900 Heavy-Duty	2007-97	International 3000-3900 Series Bus
2008-95	Kenworth C500	2003-97	International 4000-4900 Series Medium-Duty
2008-96	Kenworth T2000	2003-97	International 5000-5900 Series Severe Service
2008-96	Kenworth T600	2004-97	International 7100-7700 Severe Service
2008-96	Kenworth T800	2003-97	International 8100-8600 Heavy-Duty
2008-96	Kenworth W900	2003-97	International 9100-9900 Heavy-Duty
2008-95	Mack CH Series	2008-95	Kenworth C500
2008-95	Mack CL Series	2008-96	Kenworth T2000
1999-95	Mack CS Series (Midliner)	2008-96	Kenworth T600
2008-06	Mack CT / CTP Series	2008-96	Kenworth T800
2008-01	Mack CV Series	2008-96	Kenworth W900
2008-00	Mack CX Series (Vision)	2008-99	Mack CH Series
2008-95	Mack DM / DMM Series	2008-99	Mack CL Series
1999-95	Mack FDM Series	2008-06	Mack CT / CTP Series
2008-02	Mack Granite Series	2008-01	Mack CV Series
2008-95	Mack MR Series	2008-00	Mack CX Series (Vision)
2008-95	Mack RB Series	2008-99	Mack DM / DMM Series
2008-95	Mack RD Series	2006-99	Mack FDM Series
2006-96	Peterbilt 320	2008-02	Mack Granite Series

BUYERS GUIDE - ALTERNATORS AND GENERATORS

YEAR	MAKE / MODEL	YEAR	MAKE / MODEL
8083N - continued		8092N - continued	
2008-99	Mack MR Series	2007-95	Mack RD Series
2008-99	Mack RB Series	2006-96	Peterbilt 357
2008-99	Mack RD Series	2006-98	Peterbilt 359
2006-96	Peterbilt 320	1999-96	Peterbilt 362
2006-98	Peterbilt 330	1999-96	Peterbilt 375
2006-96	Peterbilt 357	2003-96	Peterbilt 377
2006-96	Peterbilt 359	2006-96	Peterbilt 378
2003-96	Peterbilt 362	2006-96	Peterbilt 379
2001-96	Peterbilt 375	2006-98	Peterbilt 385
2003-96	Peterbilt 377	1999-97	Volvo ACL42 / ACL64 Series
2006-96	Peterbilt 378	2007-01	Volvo VHD Series
2006-96	Peterbilt 379	1999-97	Volvo VNL Series
2006-96	Peterbilt 385	2007-97	Volvo VNM Series
2006-00	Peterbilt 387	1999-97	Volvo WA / WC / WG / WH / WI / WX Series
2008-99	Sterling A-Line A9500 / AT9500	2001-96	Western Star All Models (By Engine)
2008-99	Sterling Condor		
2008-99	Sterling L-Line 7500 / 8000 / 8500 / 9500	8096N	
2001-99	Sterling Silver Star Series	New Alternator - Delco 34SI Series IR/EF, 135A, 12V, Bi-Directional, Neg. Grd.	
2002-96	Volvo ACL42 / ACL64 Series		
1998-96	Volvo FE42		
2007-01	Volvo VHD Series		
2004-94	Volvo VNL Series		
2007-97	Volvo VNM Series		
2001-96	Volvo WA / WC / WG / WH / WI / WX Series		
2007-96	Western Star All Models (By Engine)		
8092N			
New Alternator - Delco 34SI Series IR/EF, 135A, 12V, Bi-Directional, Neg. Grd.			
			
1999-95	Ford L6000	2003-00	Freightliner Argosy
1999-95	Ford L7000	2007-03	Freightliner Business Class M2
1999-95	Ford L8000	2007-99	Freightliner Century Class
1999-95	Ford L9000	2007-99	Freightliner Classic
1998-96	Freightliner Century Class	2007-01	Freightliner Columbia
1998-96	Freightliner Classic	2007-03	Freightliner Coronado
1998-94	Freightliner FL, FLC 112 / 120	2003-99	Freightliner FL, FLC 112 / 120
1998-96	Freightliner FL106	2003-99	Freightliner FL106
1998-93	Freightliner FLD 112 / 120	2007-99	Freightliner FLD 112 / 120
2007-97	International 3000-3900 Series Bus	2007-03	International 4000-4900 Series Medium-Duty
2003-97	International 4000-4900 Series Medium-Duty	2007-00	International 5000-5900 Series Severe Service
2003-97	International 5000-5900 Series Severe Service	2007-03	International 7100-7700 Severe Service
2004-97	International 7100-7700 Severe Service	2007-01	International 8100-8600 Heavy-Duty
2003-97	International 8100-8600 Heavy-Duty	2007-99	International 9100-9900 Heavy-Duty
2003-97	International 9100-9900 Heavy-Duty	2007-99	Kenworth C500
2003-95	Kenworth C500	2007-99	Kenworth T2000
2003-97	Kenworth T2000	2007-99	Kenworth T600
2003-96	Kenworth T600	2007-99	Kenworth T800
2003-96	Kenworth T800	2007-99	Kenworth W900
2004-96	Kenworth W900	2007-99	Mack CH Series
2007-95	Mack CH Series	2007-99	Mack CL Series
2007-95	Mack CL Series	2007-06	Mack CT / CTP Series
1999-95	Mack CS Series (Midliner)	2007-01	Mack CV Series
2007-06	Mack CT / CTP Series	2005-00	Mack CX Series (Vision)
2007-01	Mack CV Series	2007-99	Mack DM / DMM Series
2005-00	Mack CX Series (Vision)	1999	Mack FDM Series
2007-95	Mack DM / DMM Series	2007-02	Mack Granite Series
1999-95	Mack FDM Series	2007-99	Mack MR Series
2007-02	Mack Granite Series	2007-99	Mack RB Series
2007-95	Mack MR Series	2007-99	Mack RD Series
2007-95	Mack RB Series	2008-99	Peterbilt 357
		2008-01	Peterbilt 359
		1999	Peterbilt 362
		1999	Peterbilt 375
		1999	Peterbilt 377
		2008-99	Peterbilt 378
		2008-99	Peterbilt 379
		2008-01	Peterbilt 385
		2008-06	Peterbilt 386
		2008-00	Peterbilt 387
		2008-04	Peterbilt 389

BUYERS GUIDE - ALTERNATORS AND GENERATORS

YEAR MAKE / MODEL

8096N - continued

2007-99 Sterling A-Line A9500 / AT9500
 2005-01 Sterling Condor
 2007-01 Sterling L-Line 7500 / 8000 / 8500 / 9500
 2001-99 Sterling Silver Star Series
 2008-01 Volvo VHD Series
 2008-00 Volvo VNL Series
 2008-97 Volvo VNM Series
 2008-04 Volvo VT Series
 2003-97 Volvo WA / WC / WG / WH / WI / WX Series
 2007-99 Western Star All Models (By Engine)

8160-7N

New Alternator - Delco CS130D IR/IF, 100A, 12V, CW, 6-Groove Pulley, 08:00 Plug Clock



1995-94 Chevrolet LLV

8163-2R

Reman Alternator - Delco CS144 Late IR/EF, 124A, 12Volt, CW, 5-Groove Pulley



1995-92 Chevrolet P30
 1995-92 GMC P3500

8165-11N

New Alternator - Delco CS130 Series IR/EF, 100-105A, 12V, CW, 6-Groove Pulley, 11:00 Plug Clock



1994-92 AM General Hummer
 1995-93 Chevrolet C2500
 1995-94 Chevrolet C2500 Suburban
 1995-93 Chevrolet C3500
 1995-93 Chevrolet C3500HD
 1995-93 Chevrolet K2500
 1995-94 Chevrolet K2500 Suburban
 1995-93 Chevrolet K3500
 1997 Chevrolet P30
 1995-93 GMC C2500
 1995-94 GMC C2500 Suburban
 1995-93 GMC C3500
 1995-93 GMC C3500HD
 1995-93 GMC K2500
 1995-94 GMC K2500 Suburban
 1995-93 GMC K3500
 1997 GMC P3500

YEAR MAKE / MODEL

8165-3N

New Alternator - Delco CS130 Series IR/EF, 100-105A, 12V, CW, 6-Groove Pulley, 03:00 Plug Clock



1997 Chevrolet Express 3500
 1995-92 Chevrolet G20
 1996-92 Chevrolet G30
 1996 Chevrolet P30
 1995-92 GMC G2500
 1996-92 GMC G3500
 1997 GMC Savana 3500

8165-7N-6G

New Alternator - Delco CS130 Series IR/EF, 100-105A, 12V, CW, 6-Groove Pulley, 07:00 Plug Clock



1995-93 Chevrolet C2500
 1995-93 Chevrolet C2500 Suburban
 1995-93 Chevrolet C3500
 1995-93 Chevrolet C3500HD
 1995-93 Chevrolet G20
 1996-93 Chevrolet G30
 1995-93 Chevrolet K2500
 1995-93 Chevrolet K2500 Suburban
 1995-93 Chevrolet K3500
 1995-94 Chevrolet P30
 1995-93 GMC C2500
 1995-93 GMC C2500 Suburban
 1995-93 GMC C3500
 1995-93 GMC C3500HD
 1995-93 GMC G2500
 1996-93 GMC G3500
 1995-93 GMC K2500
 1995-93 GMC K2500 Suburban
 1995-93 GMC K3500
 1995-94 GMC P3500

8167-11N

New Alternator - Delco CS130 Series IR/EF, 100-105A, 12V, CW, 6-Groove Pulley, 11:00 Plug Clock



1996-94 Chevrolet P30
 1996-94 GMC P3500

BUYERS GUIDE - ALTERNATORS AND GENERATORS

YEAR MAKE / MODEL

YEAR MAKE / MODEL

8206N

New Alternator - Delco CS130D IR/IF, 105A, 12V, CW, 6-Groove Pulley, 05:00 Plug Clock



- 2000-96 Chevrolet C2500
- 1999-96 Chevrolet C2500 Suburban
- 2002-96 Chevrolet C3500
- 2002-96 Chevrolet C3500HD
- 2000-96 Chevrolet Express 2500
- 2000-96 Chevrolet Express 3500
- 2000-96 Chevrolet K2500
- 1999-96 Chevrolet K2500 Suburban
- 2000-96 Chevrolet K3500
- 2000-96 GMC C2500
- 1999-96 GMC C2500 Suburban
- 2002-96 GMC C3500
- 2002-96 GMC C3500HD
- 2000-96 GMC K2500
- 1999-96 GMC K2500 Suburban
- 2000-96 GMC K3500
- 2000-96 GMC Savana 2500
- 2000-96 GMC Savana 3500

8209N

New Alternator - Delco CS144 LATE IR/EF, 124A, 12V, CW, 6-Groove Pulley, 05:00 Plug Clock



- 1998-97 Chevrolet B7
- 1998-97 Chevrolet C60
- 1998-97 Chevrolet C60 Kodiak
- 1998-97 Chevrolet C70
- 1999-96 Chevrolet P30
- 1998-97 GMC B7
- 1998-97 GMC C6000
- 1998-97 GMC C7000
- 1999-96 GMC P3500

8214-11R

Reman Alternator - Delco CS144 Late IR/EF, 124A, 12Volt, CW, 6-Groove Pulley



- 1993 Chevrolet C2500
- 1993 Chevrolet C2500 Suburban
- 1993 Chevrolet C3500
- 1993 Chevrolet C3500HD
- 1993 Chevrolet K2500
- 1993 Chevrolet K2500 Suburban

8214-11R - continued

- 1993 Chevrolet K3500
- 1993 GMC C2500
- 1993 GMC C2500 Suburban
- 1993 GMC C3500
- 1993 GMC C3500HD
- 1993 GMC K2500
- 1993 GMC K2500 Suburban
- 1993 GMC K3500

8216N

New Alternator - Delco CS130D IR/IF, 100-105A, 12V, CW, 6-Groove Pulley, 05:00 Plug Clock



- 1999-96 Chevrolet P30
- 1999-96 GMC P3500

8219N

New Alternator - Delco CS144 LATE IR/EF, 140A, 12V, CW, 6-Groove Pulley, 05:00 Plug Clock



- 2001-96 AM General Hummer
- 2000-96 Chevrolet C2500
- 1999-96 Chevrolet C2500 Suburban
- 2000-96 Chevrolet C3500
- 2000-96 Chevrolet C3500HD
- 2000-96 Chevrolet Express 2500
- 2000-96 Chevrolet Express 3500
- 2000-96 Chevrolet K2500
- 1999-96 Chevrolet K2500 Suburban
- 2000-96 Chevrolet K3500
- 2000-96 GMC C2500
- 1999-96 GMC C2500 Suburban
- 2000-96 GMC C3500
- 2000-96 GMC C3500HD
- 2000-96 GMC K2500
- 1999-96 GMC K2500 Suburban
- 2000-96 GMC K3500
- 2000-96 GMC Savana 2500
- 2000-96 GMC Savana 3500
- 2006-02 Hummer H1

8227N

New Alternator - Delco CS130D IR/IF, 100A, 12V, CW, 6-Groove Pulley, 05:00 Plug Clock



- 2000-97 Chevrolet C2500

BUYERS GUIDE - ALTERNATORS AND GENERATORS

YEAR MAKE / MODEL

8227N - continued

1999-96 Chevrolet C2500 Suburban
 2000-97 Chevrolet C3500
 2000-97 Chevrolet C3500HD
 2000-99 Chevrolet Express 2500
 2000-99 Chevrolet Express 3500
 2000-97 Chevrolet K2500
 1999-96 Chevrolet K2500 Suburban
 2000-97 Chevrolet K3500
 2000-96 GMC C2500
 1999-96 GMC C2500 Suburban
 2000-96 GMC C3500
 2000-96 GMC C3500HD
 2000-96 GMC K2500
 1999-96 GMC K2500 Suburban
 2000-96 GMC K3500
 2000-99 GMC Savana 2500
 2000-99 GMC Savana 3500

8247N

New Alternator - Delco AD230 Series IR/IF, 105A, 12V, CW, 6-Groove Pulley, 03:00 Plug Clock



2004-02 Chevrolet Avalanche 2500
 2002-01 Chevrolet C3500
 2002-01 Chevrolet C3500HD
 2004-01 Chevrolet Express 2500
 2004-01 Chevrolet Express 3500
 2004-99 Chevrolet Silverado 2500
 2005-01 Chevrolet Silverado 2500 HD
 2005-01 Chevrolet Silverado 3500
 2005-00 Chevrolet Suburban 2500
 2002-01 GMC C3500
 2002-01 GMC C3500HD
 2004-01 GMC Savana 2500
 2004-01 GMC Savana 3500
 2004-99 GMC Sierra 2500
 2005-01 GMC Sierra 2500 HD
 2005-01 GMC Sierra 3500
 2001 GMC Sierra C3
 2005-00 GMC Yukon XL 2500

8262N

New Alternator - Ford 6G Series IR/IF, 110A, 12V, CW, 8-Groove Pulley, 11:00 Plug Clock



2003-00 Ford F650
 2003-00 Ford F750

YEAR MAKE / MODEL

8292N

New Alternator - Delco AD244 Series IR/IF, 130-145A, 12V, CW, 6-Groove Pulley



2006-02 Chevrolet Avalanche 2500
 2002-01 Chevrolet C3500
 2002-01 Chevrolet C3500HD
 2011-01 Chevrolet Express 2500
 2011-01 Chevrolet Express 3500
 2011-09 Chevrolet Express 4500
 2004-99 Chevrolet Silverado 2500
 2007-01 Chevrolet Silverado 2500 HD
 2007-01 Chevrolet Silverado 3500
 2006-00 Chevrolet Suburban 2500
 2002-01 GMC C3500
 2002-01 GMC C3500HD
 2011-01 GMC Savana 2500
 2011-01 GMC Savana 3500
 2004-99 GMC Sierra 2500
 2007-01 GMC Sierra 2500 HD
 2007-01 GMC Sierra 3500
 2001 GMC Sierra C3
 2006-00 GMC Yukon XL 2500
 2007-03 Hummer H2

8292N-253A

New Alternator - Delco AD244 Series IR/IF, 253A, 12V, CW, 6-Groove Pulley



2002 Chevrolet Avalanche 2500
 2002-01 Chevrolet C3500
 2002-01 Chevrolet C3500HD
 2010-01 Chevrolet Express 2500
 2002-01 Chevrolet Express 3500
 2004-99 Chevrolet Silverado 2500
 2005-01 Chevrolet Silverado 2500 HD
 2005-01 Chevrolet Silverado 3500
 2002-00 Chevrolet Suburban 2500
 2002-01 GMC C3500
 2002-01 GMC C3500HD
 2002-01 GMC Savana 2500
 2002-01 GMC Savana 3500
 2004-99 GMC Sierra 2500
 2005-01 GMC Sierra 2500 HD
 2005-01 GMC Sierra 3500
 2001 GMC Sierra C3
 2002-00 GMC Yukon XL 2500

BUYERS GUIDE - ALTERNATORS AND GENERATORS

YEAR MAKE / MODEL

YEAR MAKE / MODEL

8292N-DR

New Alternator - Delco DR44G Series IR/IF, 145A, 12V, CW, 6-Groove Pulley, Replaces AD244



2002 Chevrolet Avalanche 2500
 2002-01 Chevrolet C3500
 2002-01 Chevrolet C3500HD
 2010-01 Chevrolet Express 2500
 2002-01 Chevrolet Express 3500
 2004-99 Chevrolet Silverado 2500
 2005-01 Chevrolet Silverado 2500 HD
 2005-01 Chevrolet Silverado 3500
 2002-00 Chevrolet Suburban 2500
 2002-01 GMC C3500
 2002-01 GMC C3500HD
 2002-01 GMC Savana 2500
 2002-01 GMC Savana 3500
 2004-99 GMC Sierra 2500
 2005-01 GMC Sierra 2500 HD
 2005-01 GMC Sierra 3500
 2001 GMC Sierra C3
 2002-00 GMC Yukon XL 2500

8292N-DR220A

New Alternator - Delco AD244 Series IR/IF, 220A, 12V, CW, 6-Groove Pulley



2010 Chevrolet Express 2500
 2004-03 Chevrolet Silverado 2500
 2005-03 Chevrolet Silverado 2500 HD
 2005-03 Chevrolet Silverado 3500
 2004-03 GMC Sierra 2500
 2005-02 GMC Sierra 2500 HD
 2005-03 GMC Sierra 3500

8292N-DRC

New Alternator - Delco DR44G Series IR/IF, 145A, 12V, CW, 6-Groove Pulley, Replaces AD244, includes enhanced electronics



2011-08 Chevrolet Express 2500
 2011-08 Chevrolet Express 3500
 2011-08 GMC Savana 2500
 2011-08 GMC Savana 3500
 2009 GMC Savana 4500

8301N

New Alternator - Delco DR44G Series IR/IF, 160A, 12V, CW, 6-Groove Pulley



2012 Chevrolet Silverado 2500
 2013-07 Chevrolet Silverado 2500 HD
 2013-07 Chevrolet Silverado 3500 HD
 2013-07 Chevrolet Suburban 2500
 2013-07 GMC Sierra 2500 HD
 2013-07 GMC Sierra 3500 HD
 2013-07 GMC Yukon XL 2500
 2009-08 Hummer H2

8302N-6G2

New Alternator - Delco DR44G Series IR/IF, 145A, 12V, CW, 6-Groove/62mm OD Pulley



2010 Chevrolet Silverado 2500 HD
 2010-07 Chevrolet Suburban 2500
 2010 GMC Sierra 2500 HD
 2010-07 GMC Yukon XL 2500

8306N

New Alternator - Ford 6G Series IR/IF, 110A, 12V, CW, 8-Groove Pulley, 03:00 Plug Clock



2005-04 Ford E-350 Club Wagon
 2010-04 Ford E-350 Super Duty
 2008-04 Ford E-450 Super Duty
 2005-03 Ford Excursion
 2005-03 Ford F-250 Super Duty
 2005-03 Ford F-350 Super Duty
 2005-03 Ford F-450 Super Duty
 2005-03 Ford F-550 Super Duty

8307N

New Alternator - Ford 6G Series IR/IF, 135A, 12V, CW, 8-Groove Pulley, 03:00 Plug Clock



2005-04 Ford E-350 Club Wagon

BUYERS GUIDE - ALTERNATORS AND GENERATORS

YEAR MAKE / MODEL

8307N - *continued*

2010-04 Ford E-350 Super Duty
 2008-04 Ford E-450 Super Duty
 2005-03 Ford F-250 Super Duty
 2005-03 Ford F-350 Super Duty
 2005-03 Ford F-450 Super Duty
 2005-03 Ford F-550 Super Duty

8308N

New Alternator - Ford 4G Series IR/IF, 120A, 12V, CW, 6-Groove Pulley



2005-04 Ford E-350 Club Wagon
 2005-04 Ford E-350 Super Duty
 2007-04 Ford E-450 Super Duty
 2006-03 Ford F-250 Super Duty
 2006-03 Ford F-350 Super Duty
 2006-03 Ford F-450 Super Duty
 2006-03 Ford F-550 Super Duty

8310N

New Alternator - Ford 6G Series IR/IF, 110A, 12V, CW, 6-Groove Pulley, 10:00 Plug Clock



2005-02 Ford Excursion
 2004-02 Ford F-250 Super Duty
 2004-02 Ford F-350 Super Duty
 2003-02 Ford F-450
 2003-02 Ford F-450 Super Duty
 2003-02 Ford F53
 2003-02 Ford F-550 Super Duty

8316N

New Alternator - Ford 6G Series IR/IF, 110A, 12V, CW, 8-Groove Pulley, 03:00 Plug Clock



2003-02 Ford Excursion
 2003-02 Ford F-250 Super Duty
 2003-02 Ford F-350 Super Duty
 2003-02 Ford F-450 Super Duty
 2003-02 Ford F-550 Super Duty

YEAR MAKE / MODEL

8317N

New Alternator - Ford 6G Series IR/IF, 110A, 12V, CW, 8-Groove Pulley, 11:00 Plug Clock



2003-02 Ford F-250 Super Duty
 2003-02 Ford F-350 Super Duty
 2003-02 Ford F-450 Super Duty
 2003-02 Ford F-550 Super Duty

8320N

New Alternator - Leece Neville 4860J IR/EF, 200A, 12V, CW, Insulated Grd., w/o Pulley



2009-00 Bluebird All Models (By Engine)
 2008-97 International 3000-3900 Series Bus
 2003-97 International 4000-4900 Series Medium-Duty
 2003-97 International 5000-5900 Series Severe Service
 2004-97 International 7100-7700 Severe Service
 2003-97 International 8100-8600 Heavy-Duty
 2003-97 International 9100-9900 Heavy-Duty


8322N

New Alternator - Leece Neville 4800-4900 IR/EF, 270A, 12V, CW, Neg. Grd., w/o Pulley



2006-04 Ford F750
 2003-97 Freightliner Argosy
 2003-97 Freightliner Business Class M2
 2003-97 Freightliner Century Class
 2003-97 Freightliner FC80
 2003-97 Freightliner FL, FLC 112 / 120
 2003-97 Freightliner FL50
 2003-97 Freightliner FL70
 2003-97 Freightliner FL-90
 2003-97 Freightliner FLD 112 / 120
 2003-97 Freightliner WF (C,P,T) Series
 2008-97 International 3000-3900 Series Bus
 2003-97 International 4000-4900 Series Medium-Duty
 2003-97 International 5000-5900 Series Severe Service
 2004-97 International 7100-7700 Severe Service
 2003-97 International 8100-8600 Heavy-Duty
 2003-97 International 9100-9900 Heavy-Duty

BUYERS GUIDE - ALTERNATORS AND GENERATORS

YEAR	MAKE / MODEL	YEAR	MAKE / MODEL
8329N		8329N - continued	
New Alternator - Leece-Neville / Motorola 8LHA IR/EF, 160A, 12V, w/o Pulley, Dual Foot J-180 Mount		2005-86	Kenworth T600
		2005-86	Kenworth T800
1981-74	Ford All Models (By Engine)	2005-73	Kenworth W900
1999-82	Ford B600	2007-88	Mack CH Series
1999-82	Ford B700	2007-90	Mack CL Series
1999-82	Ford B800	1989-86	Mack CM Series
1999-82	Ford F600	2001-90	Mack CS Series (Midliner)
1999-82	Ford F700	2007-06	Mack CT / CTP Series
1999-82	Ford F800	2007-01	Mack CV Series
1999-82	Ford F900	2005-00	Mack CX Series (Vision)
1999-82	Ford L6000	2007-75	Mack DM / DMM Series
1999-82	Ford L7000	1988-75	Mack F / FL / FS Series
1999-82	Ford L8000	1999-88	Mack FDM Series
1999-82	Ford L9000	2007-02	Mack Granite Series
2004-00	Freightliner Argosy	1978-75	Mack MB Series
2004-03	Freightliner Business Class M2	1994-80	Mack MC Series
2004-96	Freightliner Century Class	1994-84	Mack MH Series
2004-90	Freightliner Classic	2007-80	Mack MR Series
2004-99	Freightliner Columbia	1999-86	Mack MS Series (Midliner)
2001-98	Freightliner FC80	1990-75	Mack R Series
2004-94	Freightliner FL 50	2007-88	Mack RB Series
1993-89	Freightliner FL 90	2007-79	Mack RD Series
2003-79	Freightliner FL, FLC 112 / 120	1990-75	Mack RL Series
1998-96	Freightliner FL106	1994-78	Mack RM Series
2004-94	Freightliner FL60	1990-75	Mack RS Series
2005-94	Freightliner FL70	1994-78	Mack RW Series
2004-94	Freightliner FL80	1985-75	Mack U Series
2003-86	Freightliner FLD 112 / 120	2003-91	Peterbilt 320
1987-83	Freightliner FLT Series	2004-96	Peterbilt 330
1978-75	Freightliner WF (C,P,T) Series	2005-86	Peterbilt 357
1992-88	International 1452	2003-79	Peterbilt 359
1989-85	International 1754	2003-79	Peterbilt 362
1989-84	International 1954	1995-91	Peterbilt 372
1992-88	International 1652 / 1654	2001-86	Peterbilt 375
1987-81	International 2200-2275 Series	2003-86	Peterbilt 377
1996-84	International 2300-2375 Series	2005-86	Peterbilt 378
1995-79	International 2554 / 2564 Series	2005-86	Peterbilt 379
1996-81	International 2574 / 2575 Series	2005-96	Peterbilt 385
1995-88	International 2654 Series	2005-00	Peterbilt 387
1996-82	International 2674 / 2675 Series	1990-72	Peterbilt All Models (By Engine)
1996-85	International 3000-3900 Series Bus	2004-01	Sterling Acterra M5500 / 6500 / 7500 / 8500
1996-84	International 4000-4900 Series Medium-Duty	2004-99	Sterling A-Line A9500 / AT9500
1996-88	International 5000-5900 Series Severe Service	2003-99	Sterling Cargo SC7000 / SC8000
1996-90	International 7100-7700 Severe Service	2004-99	Sterling Condor
2000-88	International 8100-8600 Heavy-Duty	2004-99	Sterling L-Line 7500 / 8000 / 8500 / 9500
2000-86	International 9100-9900 Heavy-Duty	2000-99	Sterling SC7000 / SC8000
1987-75	International Cargostar	2001-99	Sterling Silver Star Series
1979-75	International Fleetstar	2000-94	Volvo ACL42 / ACL64 Series
1979-75	International Loadstar	1993-83	Volvo All Models (By Engine)
1989-77	International Paystar	1996-94	Volvo FE42
1987-77	International S Series	2007-01	Volvo VHD Series
1987-75	International Transtar	2004-94	Volvo VNL Series
2003-73	Kenworth C500	2007-97	Volvo VNM Series
1995-73	Kenworth K100	2001-90	Volvo WA / WC / WG / WH / WI / WX Series
2003-94	Kenworth K300	2004-74	Western Star All Models (By Engine)
1985-80	Kenworth L700	1984-74	White All Models (By Engine)
2004-96	Kenworth T2000		
2004-94	Kenworth T300	8359R	
1996-86	Kenworth T400	Reman Alternator - Delco 50DN ER, 270A, 24V	
1996-86	Kenworth T450	PHOTOGRAPH NOT AVAILABLE AT THIS TIME	
		1990-85	Bluebird All Models (By Engine)
		1990-85	Gilling All Models (By Engine)
		1990-85	MCI All Models (By Engine)

BUYERS GUIDE - ALTERNATORS AND GENERATORS

YEAR MAKE / MODEL

8359R - *continued*

1990-85 Prevost Bus Models (By Engine)

8362N

New Alternator - Delco 22SI Series IR/EF, Quad Pad Mount, 145A, 12V, 1-Wire System, Neg. Grd.



2008-04 Ford F650
 2008-04 Ford F750
 2003-00 Freightliner Argosy
 2008-03 Freightliner Business Class M2
 2008-01 Freightliner Century Class
 2008-01 Freightliner Classic
 2008-01 Freightliner Columbia
 2008-03 Freightliner Coronado
 2004-00 Freightliner FL 50
 2003-00 Freightliner FL, FLC 112 / 120
 2008-04 Freightliner FL106
 2004-00 Freightliner FL60
 2005-00 Freightliner FL70
 2005-00 Freightliner FL80
 2008-01 Freightliner FLD 112 / 120
 2007-03 International 4000
 2007-03 International 4000-4900 Series Medium-Duty
 2007-00 International 5000-5900 Series Severe Service
 2007-03 International 7100-7700 Severe Service
 2007-01 International 8100-8600 Heavy-Duty
 2007-00 International 9100-9900 Heavy-Duty
 2007-00 Kenworth C500
 2007-01 Kenworth T2000
 2007-03 Kenworth T300
 2007-04 Kenworth T300 Medium Duty
 2007-01 Kenworth T600
 2007-01 Kenworth T800
 2007-00 Kenworth W900
 2007-99 Mack CH Series
 2007-99 Mack CL Series
 2007-06 Mack CT / CTP Series
 2007-01 Mack CV Series
 2005-00 Mack CX Series (Vision)
 2007-99 Mack DM / DMM Series
 1999 Mack FDM Series
 2007-02 Mack Granite Series
 2007-99 Mack MR Series
 2007-99 Mack RB Series
 2007-99 Mack RD Series
 2007-03 Peterbilt 330
 2007-05 Peterbilt 335
 2007-06 Peterbilt 340
 2007-01 Peterbilt 357
 2007-01 Peterbilt 359
 2007-01 Peterbilt 378
 2007-00 Peterbilt 379
 2007-01 Peterbilt 385
 2007-06 Peterbilt 386
 2007-00 Peterbilt 387
 2007-04 Peterbilt 389
 2007-01 Sterling Acterra M5500 / 6500 / 7500 / 8500
 2007-01 Sterling A-Line A9500 / AT9500
 2005-01 Sterling Condor
 2007-01 Sterling L-Line 7500 / 8000 / 8500 / 9500
 2007-01 Volvo VHD Series

YEAR MAKE / MODEL

8362N - *continued*

2007-00 Volvo VNL Series
 2007-97 Volvo VNM Series
 2007-04 Volvo VT Series
 2001-97 Volvo WA / WC / WG / WH / WI / WX Series
 2007-01 Western Star All Models (By Engine)

8364N

New Alternator - Delco 22SI Series Oval Plug IR/EF, 130A, 12V



2009-03 Chevrolet C4500 Kodiak
 2005-03 Chevrolet C5500 Kodiak
 2004-03 Chevrolet C60
 2009-03 Chevrolet C6500 Kodiak
 2004 Chevrolet C6D
 2004-03 Chevrolet C70
 2009-03 Chevrolet C7500 Kodiak
 2006-03 Chevrolet Kodiak C8500
 2009-99 Chevrolet T6500
 2009-99 Chevrolet T7500
 2009-98 Chevrolet T8500
 2009-03 GMC C4500 Topkick
 2005-03 GMC C5500 Topkick
 2004-03 GMC C6000
 2009-03 GMC C6500 Topkick
 2004 GMC C6D
 2004-03 GMC C7000
 2009-03 GMC C7500 Topkick
 2009-99 GMC T6500
 2009-99 GMC T7500
 2009-98 GMC T8500
 2006-03 GMC Topkick C8500

8410N

New Alternator - Leece-Neville / Motorola 8LHP Series IR/EF, 160A, 12V, w/o Pulley, 4-Point Pad Mount



2008-04 Ford F650
 2008-04 Ford F750
 2003-00 Freightliner Argosy
 2007-03 Freightliner Business Class M2
 2007-01 Freightliner Century Class
 2007-01 Freightliner Classic
 2007-01 Freightliner Columbia
 2007-03 Freightliner Coronado
 2003-00 Freightliner FL, FLC 112 / 120
 2007-01 Freightliner FLD 112 / 120
 2008-03 International 4000-4900 Series Medium-Duty
 2008-00 International 5000-5900 Series Severe Service
 2008-03 International 7100-7700 Severe Service
 2008-01 International 8100-8600 Heavy-Duty
 2008-00 International 9100-9900 Heavy-Duty
 2007-00 Kenworth C500
 2007-01 Kenworth T2000

BUYERS GUIDE - ALTERNATORS AND GENERATORS

YEAR	MAKE / MODEL
8410N - continued	
2007-01	Kenworth T600
2007-01	Kenworth T800
2007-00	Kenworth W900
2007-99	Mack CH Series
2007-99	Mack CL Series
2007-06	Mack CT / CTP Series
2007-01	Mack CV Series
2005-00	Mack CX Series (Vision)
2007-99	Mack DM / DMM Series
1999	Mack FDM Series
2007-02	Mack Granite Series
2007-99	Mack MR Series
2007-99	Mack RB Series
2007-99	Mack RD Series
2007-01	Peterbilt 357
2007-01	Peterbilt 359
2007-01	Peterbilt 378
2007-00	Peterbilt 379
2007-01	Peterbilt 385
2007-06	Peterbilt 386
2007-00	Peterbilt 387
2007-04	Peterbilt 389
2007-01	Sterling A-Line A9500 / AT9500
2005-01	Sterling Condor
2007-01	Sterling L-Line 7500 / 8000 / 8500 / 9500
2007-01	Volvo VHD Series
2007-00	Volvo VNL Series
2007-97	Volvo VNM Series
2007-04	Volvo VT Series
2001-97	Volvo WA / WC / WG / WH / WI / WX Series
2007-01	Western Star All Models (By Engine)

8429N
New Alternator - Ford 3G Series IR/IF, 130A, 12V, CW, 6-Groove Pulley, 10:00 Plug Clock



- 2008-05 Ford F-250 Super Duty
- 2008-05 Ford F-350 Super Duty
- 2008-05 Ford F-450 Super Duty
- 2009-05 Ford F53
- 2008-05 Ford F-550 Super Duty

8432N
New Alternator - Delco 31SI Series IR/EF, 200A, 12V, w/o Pulley



- 2007-01 Sterling Acterra M5500 / 6500 / 7500 / 8500
- 2007-99 Sterling A-Line A9500 / AT9500
- 2003-99 Sterling Cargo SC7000 / SC8000
- 2005-01 Sterling Condor
- 2007-99 Sterling L-Line 7500 / 8000 / 8500 / 9500

8473N

New Alternator - Ford 6G Series IR/IF, 135A, 12V, CW, 6-Groove Pulley, 10:00 Plug Clock



- 2008-04 Ford E-250
- 2005-04 Ford E-250 Super Duty
- 2005-04 Ford E-350 Club Wagon
- 2008-04 Ford E-350 Super Duty
- 2008-04 Ford E-450 Super Duty

8477N
New Alternator - Ford 4G Series IR/IF, 120A, 12V, CW, 6-Groove Pulley



- 2010-06 Ford E-350 Super Duty
- 2008-04 Ford E-450 Super Duty
- 2007-06 Ford F-250 Super Duty
- 2007-06 Ford F-350 Super Duty
- 2007-04 Ford F-450 Super Duty
- 2007-04 Ford F-550 Super Duty

8478N
New Alternator - Ford 6G Series IR/IF, 135A, 12V, CW, 8-Groove Pulley, 11:00 Plug Clock



- 2007-05 Ford F-250 Super Duty
- 2007-05 Ford F-350 Super Duty
- 2007-05 Ford F-450 Super Duty
- 2007-05 Ford F-550 Super Duty

8479N
New Alternator - Ford 6G Series IR/IF, 110A, 12V, CW, 8-Groove Pulley, 11:00 Plug Clock



- 2005 Ford Excursion
- 2007-05 Ford F-250 Super Duty
- 2007-05 Ford F-350 Super Duty
- 2007-04 Ford F-450 Super Duty
- 2007-04 Ford F-550 Super Duty

BUYERS GUIDE - ALTERNATORS AND GENERATORS

YEAR MAKE / MODEL

8489N

New Alternator - Delco DR44G Series IR/IF, 145A, 12V, CW, 6-Groove Clutch Pulley



- 2007-06 Chevrolet Silverado 2500 HD
- 2007-06 Chevrolet Silverado 3500
- 2007-06 GMC Sierra 2500 HD
- 2007-06 GMC Sierra 3500

8490-3N

New Alternator - Delco AD230 IR/IF, 105A, 12V, CW, 6-Groove Pulley, 03:00 Plug Clocking



- 2001 Chevrolet B7
- 2006-03 Chevrolet C4500 Kodiak
- 2006-03 Chevrolet C5500 Kodiak
- 2005-03 Chevrolet C6500 Kodiak
- 2005-03 Chevrolet C7500 Kodiak
- 2001 GMC B7
- 2006-03 GMC C4500 Topkick
- 2006-03 GMC C5500 Topkick
- 2005-03 GMC C6500 Topkick
- 2005-03 GMC C7500 Topkick

8490-9N

New Alternator - Delco AD230 IR/IF, 105A, 12V, CW, 7-Groove Pulley, 09:00 Plug Clock



- 2001 Chevrolet B7
- 2005-03 Chevrolet C4500 Kodiak
- 2002-01 Chevrolet C50
- 2005-01 Chevrolet C5500 Kodiak
- 2002-01 Chevrolet C60
- 2005-01 Chevrolet C6500 Kodiak
- 2002-01 Chevrolet C70
- 2005-01 Chevrolet C7500 Kodiak
- 2002-01 Chevrolet C80
- 2005-01 Chevrolet Kodiak C8500
- 2001 GMC B7
- 2005-03 GMC C4500 Topkick
- 2002-01 GMC C5000
- 2005-01 GMC C5500 Topkick
- 2002-01 GMC C6000
- 2005-01 GMC C6500 Topkick
- 2002-01 GMC C7000
- 2005-01 GMC C7500 Topkick
- 2002-01 GMC C80

YEAR MAKE / MODEL

8490-9N - continued

- 2005-01 GMC Topkick C8500

8492-9N

New Alternator - Delco AD244 Series IR/IF, 130A, 12V, CW, 7-Groove Pulley, 09:00 Plug Clock



- 2002-01 Chevrolet B7
- 2002-01 Chevrolet C50
- 2002-01 Chevrolet C5500 Kodiak
- 2002-01 Chevrolet C60
- 2002-01 Chevrolet C6500 Kodiak
- 2002-01 Chevrolet C70
- 2002-01 Chevrolet C7500 Kodiak
- 2002-01 Chevrolet C80
- 2002-01 Chevrolet Kodiak C8500
- 2002-01 GMC B7
- 2002-01 GMC C5000
- 2002-01 GMC C5500 Topkick
- 2002-01 GMC C6000
- 2002-01 GMC C6500 Topkick
- 2002-01 GMC C7000
- 2002-01 GMC C7500 Topkick
- 2002-01 GMC C80
- 2002-01 GMC Topkick C8500

8495-3N

New Alternator - Delco AD244 Series IR/IF, 150A, 12V, CW, 6-Groove Pulley



- 2005-03 Chevrolet C4500 Kodiak
- 2005-03 Chevrolet C5500 Kodiak
- 2005-03 Chevrolet C6500 Kodiak
- 2005-03 Chevrolet C7500 Kodiak
- 2005-03 GMC C4500 Topkick
- 2005-03 GMC C5500 Topkick
- 2005-03 GMC C6500 Topkick
- 2005-03 GMC C7500 Topkick











8522N

New Alternator - Ford 4G Series IR/IF, 130A, 12V, CW, 8-Groove Pulley







- 2010-08 Ford F-250 Super Duty
- 2010-08 Ford F-350 Super Duty
- 2010-08 Ford F-450 Super Duty
- 2010-08 Ford F-550 Super Duty




BUYERS GUIDE - ALTERNATORS AND GENERATORS

YEAR	MAKE / MODEL	YEAR	MAKE / MODEL
8540N		8607N - continued	
New Alternator - Delco DR44G Series IR/IF, 150A, 12V		2008-97 International 3000-3900 Series Bus	
		2003-97 International 4000-4900 Series Medium-Duty	
2009-06 Chevrolet C4500 Kodiak		2003-97 International 5000-5900 Series Severe Service	
2009-06 Chevrolet C5500 Kodiak		2004-97 International 7100-7700 Severe Service	
2009-06 Chevrolet C6500 Kodiak		2003-97 International 8100-8600 Heavy-Duty	
2009-06 Chevrolet C7500 Kodiak		2003-97 International 9100-9900 Heavy-Duty	
2009-06 GMC C4500 Topkick		2008-95 Kenworth C500	
2009-06 GMC C5500 Topkick		2008-96 Kenworth T2000	
2009-06 GMC C6500 Topkick		2008-96 Kenworth T600	
2008-06 GMC C7500 Topkick		2008-96 Kenworth T800	
8560N		2008-96 Kenworth W900	
New Alternator - Delco 22SI Series IR/EF, 160A, 12V, w/o Pulley		2008-99 Mack CH Series	
		2008-99 Mack CL Series	
2012-99 Freightliner Argosy		2008-06 Mack CT / CTP Series	
2012-95 Peterbilt 362		2008-01 Mack CV Series	
2012-96 Peterbilt 377 A/E		2008-00 Mack CX Series (Vision)	
8576N		2008-99 Mack DM / DMM Series	
New Alternator - Delco 34SI Series Quad Pad Mount, 100A, 24V, Bi-directional, w/o Pulley		1999 Mack FDM Series	
		2008-02 Mack Granite Series	
2003-02 Kenworth W900		2008-99 Mack MR Series	
8607N		2008-99 Mack RB Series	
New Alternator - Delco 35SI HP Series IR/EF, 140A, 12V, Bi-Directional, Neg. Grd.		2008-99 Mack RD Series	
		2008-96 Peterbilt 357	
1999-95 Ford L6000		2008-96 Peterbilt 359	
1999-95 Ford L7000		2003-96 Peterbilt 362	
1999-95 Ford L8000		2001-96 Peterbilt 375	
1999-95 Ford L9000		2003-96 Peterbilt 377	
2008-00 Freightliner Argosy		2008-96 Peterbilt 378	
2008-99 Freightliner Century Class		2008-96 Peterbilt 379	
2008-99 Freightliner Classic		2008-96 Peterbilt 385	
2008-99 Freightliner Columbia		2008-00 Peterbilt 387	
2008-05 Freightliner FL106		2008-99 Sterling A-Line A9500 / AT9500	
2008-98 Freightliner FLD 112 / 120		2008-99 Sterling Condor	
		2008-99 Sterling L-Line 7500 / 8000 / 8500 / 9500	
		2001-99 Sterling Silver Star Series	
		2002-97 Volvo ACL42 / ACL64 Series	
		1998-97 Volvo FE42	
		2007-01 Volvo VHD Series	
		1999-97 Volvo VNL Series	
		2007-97 Volvo VNM Series	
		2001-97 Volvo WA / WC / WG / WH / WI / WX Series	
		2007-97 Western Star All Models (By Engine)	
		8608N	
		New Alternator - Delco 35SI HP Series IR/EF, 140A, 12V, Bi-Directional, Neg. Grd.	
			
1999-95 Ford L6000		1999-95 Ford L7000	
1999-95 Ford L7000		1999-95 Ford L8000	
1999-95 Ford L8000		1999-95 Ford L9000	
1999-95 Ford L9000		2008-05 Freightliner Argosy	
2008-00 Freightliner Argosy		2008-05 Freightliner Century Class	
2008-99 Freightliner Century Class		2008-05 Freightliner FL106	
2008-99 Freightliner Classic		2008-05 Freightliner FLD 112 / 120	
2008-99 Freightliner Columbia		2008-97 International 3000-3900 Series Bus	
2008-05 Freightliner FL106		2003-97 International 4000-4900 Series Medium-Duty	
2008-98 Freightliner FLD 112 / 120		2003-97 International 5000-5900 Series Severe Service	
		2004-97 International 7100-7700 Severe Service	
		2003-97 International 8100-8600 Heavy-Duty	
		2003-97 International 9100-9900 Heavy-Duty	

BUYERS GUIDE - ALTERNATORS AND GENERATORS

YEAR	MAKE / MODEL	YEAR	MAKE / MODEL
8608N - continued		8609N - continued	
2008-95	Kenworth C500	2008-02	Mack Granite Series
2008-97	Kenworth T2000	2008-99	Mack MR Series
2008-96	Kenworth T600	2008-99	Mack RB Series
2008-96	Kenworth T800	2008-99	Mack RD Series
2008-96	Kenworth W900	2008-99	Peterbilt 357
2008-99	Mack CH Series	2008-01	Peterbilt 359
2008-99	Mack CL Series	1999	Peterbilt 362
2008-06	Mack CT / CTP Series	1999	Peterbilt 375
2008-01	Mack CV Series	1999	Peterbilt 377
2008-00	Mack CX Series (Vision)	2008-99	Peterbilt 378
2008-99	Mack DM / DMM Series	2008-99	Peterbilt 379
1999	Mack FDM Series	2008-01	Peterbilt 385
2008-02	Mack Granite Series	2008-06	Peterbilt 386
2008-99	Mack MR Series	2008-00	Peterbilt 387
2008-99	Mack RB Series	2008-04	Peterbilt 389
2008-99	Mack RD Series	2007-99	Sterling A-Line A9500 / AT9500
2006-96	Peterbilt 357	2005-01	Sterling Condor
2006-98	Peterbilt 359	2007-01	Sterling L-Line 7500 / 8000 / 8500 / 9500
1999-96	Peterbilt 362	2001-99	Sterling Silver Star Series
1999-96	Peterbilt 375	2008-01	Volvo VHD Series
2003-96	Peterbilt 377	2008-00	Volvo VNL Series
2006-96	Peterbilt 378	2008-97	Volvo VNM Series
2006-96	Peterbilt 379	2008-04	Volvo VT Series
2006-98	Peterbilt 385	2003-97	Volvo WA / WC / WG / WH / WI / WX Series
1999-97	Volvo ACL42 / ACL64 Series	2007-99	Western Star All Models (By Engine)
2007-01	Volvo VHD Series		
1999-97	Volvo VNL Series		
2007-97	Volvo VNM Series		
1999-97	Volvo WA / WC / WG / WH / WI / WX Series		
2001-99	Western Star All Models (By Engine)		
8609N		8610N	
New Alternator - Delco 35SI HP Series IR/EF, 140A, 12V, Bi-Directional, Neg. Grd.		New Alternator - Delco 36SI Series, 95A, 24V, Bi-Directional, wo/ Pulley	
			
2007-00	Freightliner Argosy	2008-04	Freightliner Argosy
2007-03	Freightliner Business Class M2	2008-04	Freightliner Century Class
2007-99	Freightliner Century Class	2008-04	Freightliner FL106
2007-99	Freightliner Classic	2008-04	Freightliner FLD 112 / 120
2007-01	Freightliner Columbia	2006-04	Kenworth C500
2007-03	Freightliner Coronado	2007-04	Mack CH
2003-99	Freightliner FL, FLC 112 / 120	2007-04	Mack CL
2003-99	Freightliner FL106	2007-04	Mack CT / CTP Series
2007-99	Freightliner FLD 112 / 120	2007-04	Mack CV Series
2008-03	International 4000-4900 Series Medium-Duty	2007-04	Mack CX Series (Vision)
2008-00	International 5000-5900 Series Severe Service	2007-04	Mack DM
2008-03	International 7100-7700 Severe Service	2007-04	Mack DMM
2008-01	International 8100-8600 Heavy-Duty	2006-04	Mack FDM Series
2008-99	International 9100-9900 Heavy-Duty	2007-04	Mack Granite
2008-99	Kenworth C500	2007-04	Mack MR
2008-99	Kenworth T2000	2007-04	Mack RB
2008-99	Kenworth T600	2006-04	Mack RD Series
2008-99	Kenworth T800		
2008-99	Kenworth W900		
2008-99	Mack CH Series		
2008-99	Mack CL Series		
2008-06	Mack CT / CTP Series		
2008-01	Mack CV Series		
2008-00	Mack CX Series (Vision)		
2008-99	Mack DM / DMM Series		
1999	Mack FDM Series		
8612N		8612N	
New Alternator - Delco 36SI Series IR/EF, 170A, 12V, Bi-Directional, Neg. Grd.		New Alternator - Delco 36SI Series IR/EF, 170A, 12V, Bi-Directional, Neg. Grd.	
			
2008-00	Freightliner Argosy	2008-00	Freightliner Argosy
2008-99	Freightliner Century Class	2008-99	Freightliner Century Class

BUYERS GUIDE - ALTERNATORS AND GENERATORS

YEAR	MAKE / MODEL	YEAR	MAKE / MODEL
8612N - continued		8614N - continued	
2008-99	Freightliner Classic	2008-03	Freightliner Business Class M2
2008-99	Freightliner Columbia	2008-99	Freightliner Century Class
2008-98	Freightliner FLD 112 / 120	2008-99	Freightliner Classic
2008-05	International 4000-4900 Series Medium-Duty	2008-00	Freightliner Columbia
2008-05	International 5000-5900 Series Severe Service	2008-03	Freightliner Coronado
2008-05	International 7100-7700 Severe Service	2008-99	Freightliner FL, FLC 112 / 120
2008-98	International 8100-8600 Heavy-Duty	2003-99	Freightliner FL106
2008-97	International 9100-9900 Heavy-Duty	2008-99	Freightliner FLD 112 / 120
2008-96	Kenworth C500	2008-03	International 4000-4900 Series Medium-Duty
2008-96	Kenworth T2000	2008-00	International 5000-5900 Series Severe Service
2008-96	Kenworth T600	2008-03	International 7100-7700 Severe Service
2008-96	Kenworth T800	2008-01	International 8100-8600 Heavy-Duty
2008-96	Kenworth W900	2008-99	International 9100-9900 Heavy-Duty
2006-96	Peterbilt 357	2007-99	Kenworth C500
2006-96	Peterbilt 359	2007-99	Kenworth T2000
2003-96	Peterbilt 362	2007-99	Kenworth T600
2001-96	Peterbilt 375	2007-99	Kenworth T800
2000-96	Peterbilt 377	2007-99	Kenworth W900
2006-96	Peterbilt 378	2007-99	Mack CH Series
2006-96	Peterbilt 379	2007-99	Mack CL Series
2006-96	Peterbilt 385	2007-06	Mack CT / CTP Series
2006-00	Peterbilt 387	2007-01	Mack CV Series
2008-99	Sterling A-Line A9500 / AT9500	2005-00	Mack CX Series (Vision)
2008-99	Sterling Condor	2007-99	Mack DM / DMM Series
2008-99	Sterling L-Line 7500 / 8000 / 8500 / 9500	1999	Mack FDM Series
2001-99	Sterling Silver Star Series	2007-02	Mack Granite Series
2002-97	Volvo ACL42 / ACL64 Series	2007-99	Mack MR Series
1998-97	Volvo FE42	2007-99	Mack RB Series
2003-97	Volvo WA / WC / WG / WH / WI / WX Series	2007-99	Mack RD Series
2003-97	Volvo WG	2007-99	Peterbilt 357
2007-97	Western Star All Models (By Engine)	2007-01	Peterbilt 359
8613N		1999	Peterbilt 362
New Alternator - Delco 36SI Series IR/EF, 170A, 12V, Bi-Directional, Neg. Grd.		1999	Peterbilt 362
		1999	Peterbilt 375
1998-96	Kenworth C500	1999	Peterbilt 377
1998-97	Kenworth T2000	2007-99	Peterbilt 378
1998-96	Kenworth T600	2007-99	Peterbilt 379
1998-96	Kenworth T800	2007-01	Peterbilt 385
1998-96	Kenworth W900	2007-06	Peterbilt 386
1996-95	Peterbilt 357	2007-00	Peterbilt 387
1996-95	Peterbilt 362	2007-04	Peterbilt 389
1998-96	Peterbilt 375	2008-99	Sterling A-Line A9500 / AT9500
1996-95	Peterbilt 377	2008-01	Sterling Condor
1998-96	Peterbilt 378	2008-01	Sterling L-Line 7500 / 8000 / 8500 / 9500
1998-96	Peterbilt 379	2001-99	Sterling Silver Star Series
8614N		2007-01	Volvo VHD Series
New Alternator - Delco 36SI Series IR/EF, 170A, 12V, Bi-Directional, Neg. Grd.		2007-00	Volvo VNL Series
		2007-97	Volvo VNM Series
2008-00	Freightliner Argosy	2007-04	Volvo VT Series
		2003-97	Volvo WA / WC / WG / WH / WI / WX Series
		2007-99	Western Star All Models (By Engine)
		8654N	
		New Alternator - Leece Neville 4800-4900 IR/EF, 270A, 12V, CW	
			
		2006-04	Bluebird All Models (By Engine)
		2003-98	Freightliner Argosy
		2003-98	Freightliner Business Class M2
		2003-98	Freightliner Century Class
		2003-98	Freightliner FC80
		2003-98	Freightliner FL, FLC 112 / 120
		2003-98	Freightliner FL50

BUYERS GUIDE - ALTERNATORS AND GENERATORS

YEAR MAKE / MODEL

8654N - *continued*

- 2003-98 Freightliner FL70
- 2003-98 Freightliner FL-90
- 2003-98 Freightliner FLD 112 / 120
- 2003-98 Freightliner WF (C,P,T) Series
- 2008-97 International 3000-3900 Series Bus
- 2003-97 International 4000-4900 Series Medium-Duty
- 2003-97 International 5000-5900 Series Severe Service
- 2004-97 International 7100-7700 Severe Service
- 2003-97 International 8100-8600 Heavy-Duty
- 2003-97 International 9100-9900 Heavy-Duty

8658N

New Alternator - Leece Neville 4836LGH IR/EF, 185A, 12V, CW, Insulated Grd., w/o Pulley



- 2009-98 Bluebird All Models (By Engine)
- 2008-03 Freightliner Argosy
- 2008-03 Freightliner Business Class M2
- 2008-03 Freightliner Century Class
- 2008-03 Freightliner FC80
- 2008-03 Freightliner FL, FLC 112 / 120
- 2008-03 Freightliner FL50
- 2008-03 Freightliner FL70
- 2008-03 Freightliner FL-90
- 2008-03 Freightliner FLD 112 / 120
- 2008-03 Freightliner WF (C,P,T) Series

8663N

New Alternator - Leece Neville 4800J IR/EF, 175A, 12V, CW, Neg. Grd., w/o Pulley



- 2006-04 Bluebird All Models (By Engine)
- 2006-04 Ford F650
- 2006-04 Ford F750

8673N

New Alternator - Leece Neville 4833LGH IR/EF, 185A, 12V, CW, Insulated Grd., w/o Pulley



- 2008-97 Bluebird All Models (By Engine)
- 2008-03 Freightliner Argosy
- 2008-03 Freightliner Business Class M2
- 2008-03 Freightliner Century Class
- 2008-03 Freightliner FC80
- 2008-03 Freightliner FL, FLC 112 / 120
- 2008-03 Freightliner FL50

YEAR MAKE / MODEL

8673N - *continued*

- 2008-03 Freightliner FL70
- 2008-03 Freightliner FL-90
- 2008-03 Freightliner FLD 112 / 120
- 2008-03 Freightliner WF (C,P,T) Series

8674N

New Alternator - Leece Neville 4836AAH IR/EF, 185A, 12V, CW, Neg. Grd., w/o Pulley



- 2009-03 Bluebird All Models (By Engine)
- 2008-03 Freightliner Argosy
- 2008-03 Freightliner Business Class M2
- 2008-03 Freightliner Century Class
- 2008-03 Freightliner FC80
- 2008-03 Freightliner FL, FLC 112 / 120
- 2008-03 Freightliner FL50
- 2008-03 Freightliner FL70
- 2008-03 Freightliner FL-90
- 2008-03 Freightliner FLD 112 / 120
- 2008-03 Freightliner WF (C,P,T) Series

8676N

New Alternator - Leece Neville 4939PGH IR/EF, 185A, 12V, CW, w/o pulley



- 2008-03 Freightliner Argosy
- 2008-03 Freightliner Business Class M2
- 2008-03 Freightliner Century Class
- 2008-03 Freightliner FC80
- 2008-03 Freightliner FL, FLC 112 / 120
- 2008-03 Freightliner FL50
- 2008-03 Freightliner FL70
- 2008-03 Freightliner FL-90
- 2008-03 Freightliner FLD 112 / 120
- 2008-03 Freightliner WF (C,P,T) Series









8681N

New Alternator - Leece Neville 4800-4900 IR/EF, 270A, 12V, CW, w/o Pulley



- 2008-02 Bluebird All Models (By Engine)
- 2007-04 Ford F650
- 2007-04 Ford F750
- 2008-03 Freightliner Argosy
- 2008-03 Freightliner Business Class M2
- 2008-03 Freightliner Century Class
- 2008-03 Freightliner FC80
- 2008-03 Freightliner FL, FLC 112 / 120

BUYERS GUIDE - ALTERNATORS AND GENERATORS

YEAR	MAKE / MODEL	YEAR	MAKE / MODEL
8681N - continued		8707N - continued	
2008-03	Freightliner FL50	2004-00	Freightliner FL60
2008-03	Freightliner FL70	2005-00	Freightliner FL70
2008-03	Freightliner FL-90	2005-00	Freightliner FL80
2008-03	Freightliner FLD 112 / 120	2007-05	International 7100-7700 Severe Service
2008-03	Freightliner WF (C,P,T) Series	2007-05	International 9100-9900 Heavy-Duty
8701N		2008-05	Kenworth C500
New Alternator - Delco 24SI IR/EF, 100A, 12V, CW		2008-03	Kenworth T300
		2008-04	Kenworth T300 Medium Duty
2008-99	Mack CH Series	2008-02	Kenworth T600
2008-99	Mack CL Series	2008-02	Kenworth T800
2008-06	Mack CT / CTP Series	2004-02	Kenworth W900
2008-01	Mack CV Series	2008-99	Mack CH Series
2008-00	Mack CX Series (Vision)	2008-99	Mack CL Series
2008-99	Mack DM / DMM Series	2008-06	Mack CT / CTP Series
1999	Mack FDM Series	2008-01	Mack CV Series
2008-02	Mack Granite Series	2008-00	Mack CX Series (Vision)
2008-99	Mack MR Series	2008-99	Mack DM / DMM Series
2008-99	Mack RB Series	1999	Mack FDM Series
2008-99	Mack RD Series	2008-02	Mack Granite Series
2007-01	Volvo VHD Series	2008-05	Mack MR Series
2007-01	Volvo VNM Series	2008-05	Mack RB Series
8704N		2008-05	Mack RD Series
New Alternator - Delco 24SI HP Series IR/IF, 160A, 12V, CW, w/o Pulley		2008-03	Peterbilt 330
		2008-05	Peterbilt 335
2008-99	Mack CH Series	2008-06	Peterbilt 340
2008-99	Mack CL Series	2008-05	Peterbilt 357
2008-06	Mack CT / CTP Series	2008-05	Peterbilt 378
2008-01	Mack CV Series	2008-05	Peterbilt 385
2008-00	Mack CX Series (Vision)	2007-01	Sterling Acterra M5500 / 6500 / 7500 / 8500
2008-99	Mack DM / DMM Series	2007-04	Sterling A-Line A9500 / AT9500
1999	Mack FDM Series	2007-01	Sterling L-Line 7500 / 8000 / 8500 / 9500
2008-02	Mack Granite Series	2007-01	Volvo VHD Series
2008-99	Mack MR Series	2007-01	Volvo VNM Series
2008-99	Mack RB Series	8718N	
2008-99	Mack RD Series	New Alternator - Delco 24SI Series HP IR/IF, 160A, 12V, CW, w/o Pulley	
2007-01	Volvo VHD Series		
2007-01	Volvo VNM Series	2008-98	Bluebird All Models (By Engine)
8707N		1999-97	Ford B600
New Alternator - Delco 24SI HP Series IR/IF, 160A, 12V, CW, w/o Pulley		1999-97	Ford B700
		1999-97	Ford B800
2009-03	Freightliner Business Class M2	1999-97	Ford F600
2006-00	Freightliner FL 50	1999-97	Ford F700
2008-04	Freightliner FL106	1999-97	Ford F800
		1999-97	Ford F900
		1999-95	Ford L6000
		1999-95	Ford L7000
		1999-95	Ford L8000
		1999-95	Ford L9000
		2002-00	Freightliner Argosy
		2004-03	Freightliner Business Class M2
		2004-99	Freightliner Century Class
		2004-99	Freightliner Classic
		2004-99	Freightliner Columbia
		2001-98	Freightliner FC80
		2004-98	Freightliner FL 50
		2003-98	Freightliner FL, FLC 112 / 120
		2004-98	Freightliner FL60
		2005-98	Freightliner FL70
		2004-98	Freightliner FL80
		2003-98	Freightliner FLD 112 / 120

BUYERS GUIDE - ALTERNATORS AND GENERATORS

YEAR	MAKE / MODEL	YEAR	MAKE / MODEL
8718N - continued		8719N - continued	
2003-93	International 1652 / 1654	2008-03	Freightliner Business Class M2
2000-97	International 2300-2375 Series	2008-01	Freightliner Century Class
2000-96	International 2554 / 2564 Series	2008-01	Freightliner Classic
2000-97	International 2574 / 2575 Series	2008-01	Freightliner Columbia
2001-96	International 2654 Series	2008-03	Freightliner Coronado
2000-97	International 2674 / 2675 Series	2004-00	Freightliner FL 50
2007-97	International 3000-3900 Series Bus	2003-00	Freightliner FL, FLC 112 / 120
2004-97	International 4000-4900 Series Medium-Duty	2008-04	Freightliner FL106
2003-97	International 5000-5900 Series Severe Service	2004-00	Freightliner FL60
2004-97	International 7100-7700 Severe Service	2005-00	Freightliner FL70
2003-97	International 8100-8600 Heavy-Duty	2005-00	Freightliner FL80
2003-97	International 9100-9900 Heavy-Duty	2008-01	Freightliner FLD 112 / 120
2003-95	Kenworth C500	2007-03	International 4000-4900 Series Medium-Duty
2003-96	Kenworth K300	2007-00	International 5000-5900 Series Severe Service
2004-96	Kenworth T2000	2007-03	International 7100-7700 Severe Service
2004-96	Kenworth T300	2007-01	International 8100-8600 Heavy-Duty
2005-96	Kenworth T600	2007-00	International 9100-9900 Heavy-Duty
2005-96	Kenworth T800	2008-00	Kenworth C500
2005-96	Kenworth W900	2008-01	Kenworth T2000
2007-99	Mack CH Series	2008-03	Kenworth T300
2007-99	Mack CL Series	2008-04	Kenworth T300 Medium Duty
2007-06	Mack CT / CTP Series	2008-01	Kenworth T600
2007-01	Mack CV Series	2008-01	Kenworth T800
2005-00	Mack CX Series (Vision)	2008-00	Kenworth W900
2007-99	Mack DM / DMM Series	2008-99	Mack CH Series
1999	Mack FDM Series	2008-99	Mack CL Series
2007-02	Mack Granite Series	2008-06	Mack CT / CTP Series
2007-99	Mack MR Series	2008-01	Mack CV Series
2007-99	Mack RB Series	2005-00	Mack CX Series (Vision)
2007-99	Mack RD Series	2008-99	Mack DM / DMM Series
2003-96	Peterbilt 320	1999	Mack FDM Series
2004-96	Peterbilt 330	2008-02	Mack Granite Series
2005-96	Peterbilt 357	2008-99	Mack MR Series
2003-96	Peterbilt 359	2008-99	Mack RB Series
2003-96	Peterbilt 362	2008-99	Mack RD Series
2001-96	Peterbilt 375	2008-03	Peterbilt 330
2003-96	Peterbilt 377	2008-05	Peterbilt 335
2005-96	Peterbilt 378	2008-06	Peterbilt 340
2005-96	Peterbilt 379	2008-01	Peterbilt 357
2005-96	Peterbilt 385	2008-01	Peterbilt 359
2005-00	Peterbilt 387	2008-01	Peterbilt 378
2004-01	Sterling Acterra M5500 / 6500 / 7500 / 8500	2008-00	Peterbilt 379
2004-99	Sterling A-Line A9500 / AT9500	2008-01	Peterbilt 385
2003-99	Sterling Cargo SC7000 / SC8000	2008-06	Peterbilt 386
2004-99	Sterling Condor	2008-00	Peterbilt 387
2004-99	Sterling L-Line 7500 / 8000 / 8500 / 9500	2008-04	Peterbilt 389
2000-99	Sterling SC7000 / SC8000	2007-01	Sterling Acterra M5500 / 6500 / 7500 / 8500
2001-99	Sterling Silver Star Series	2007-01	Sterling A-Line A9500 / AT9500
2000-97	Volvo ACL42 / ACL64 Series	2005-01	Sterling Condor
2007-01	Volvo VHD Series	2007-01	Sterling L-Line 7500 / 8000 / 8500 / 9500
2004-94	Volvo VNL Series	2007-01	Volvo VHD Series
2007-97	Volvo VNM Series	2007-00	Volvo VNL Series
2001-97	Volvo WA / WC / WG / WH / WI / WX Series	2007-97	Volvo VNM Series
2004-96	Western Star All Models (By Engine)	2007-04	Volvo VT Series
		2001-97	Volvo WA / WC / WG / WH / WI / WX Series
		2007-01	Western Star All Models (By Engine)
8719N			
New Alternator - Delco 24SI Series HP IR/IF, 160A, 12V, CW, w/o Pulley			
			
2008-04	Ford F650		
2008-04	Ford F750		
2003-00	Freightliner Argosy		

BUYERS GUIDE - ALTERNATORS AND GENERATORS

YEAR MAKE / MODEL

YEAR MAKE / MODEL

8720N

New Alternator - Delco 11SI Series IR/IF, 70A, 12V, CW, w/o Pulley, 03:00 Plug Clock



2009-04 Cummins Engines B Series

8745N

New Alternator - Delco 28SI Series IR/IF, 200A, 12V, CW



2009-98 Bluebird All Models (By Engine)
 2008-03 Freightliner Argosy
 2008-03 Freightliner Business Class M2
 2008-03 Freightliner Century Class
 2008-03 Freightliner FC80
 2008-03 Freightliner FL, FLC 112 / 120
 2008-03 Freightliner FL50
 2008-03 Freightliner FL70
 2008-03 Freightliner FL-90
 2008-03 Freightliner FLD 112 / 120
 2008-03 Freightliner WF (C,P,T) Series
 2008-97 International 3000-3900 Series Bus
 2003-97 International 4000-4900 Series Medium-Duty
 2003-97 International 5000-5900 Series Severe Service
 2004-97 International 7100-7700 Severe Service
 2003-97 International 8100-8600 Heavy-Duty
 2003-97 International 9100-9900 Heavy-Duty

9005R

Reman Generator - Delco, 30 Amp/12 Volt, CW



1962-60 Chevrolet C20 Pickup
 1962-61 Chevrolet C20 Suburban
 1962-60 Chevrolet C30 Pickup
 1962-60 Chevrolet C40
 1962-60 Chevrolet K20 Pickup
 1962-61 Chevrolet K20 Suburban
 1962-61 Chevrolet P20 Series
 1962-61 Chevrolet P30 Series
 1958 Diamond T 431
 1958-55 Diamond T 530
 1957-55 Diamond T 632
 1957-55 Diamond T 662
 1958 Diamond T 430-C
 1957-55 Diamond T 730 / 730C
 1958-55 Diamond T 830 / 830C
 1962-54 International All Models (By Engine)

9112R

Reman Generator - Prestolite, 35 Amp/12 Volt, CW



1969-60 Dodge All Models (By Engine)
 1959-57 Dodge D200 Pickup
 1960 Dodge D200 Series
 1959-57 Dodge D300 Pickup
 1960 Dodge D300 Series
 1959-57 Dodge W200 Pickup
 1960 Dodge W200 Series
 1959-57 Dodge W300 Pickup
 1960 Dodge W300 Series
 1966-61 Teledyne - Continental B
 1966-61 Teledyne - Continental F
 1966-61 Teledyne - Continental M
 1966-61 Teledyne - Continental Y

9193N

New Generator - Delco, 15 Amp/12 Volt, CW



1962-61 Teledyne - Wisconsin HAENL
 1972-71 Teledyne - Wisconsin S-10D
 1972-71 Teledyne - Wisconsin S-12D
 1972-67 Teledyne - Wisconsin S-8

9205R

Reman Generator - Delco, 45 Amp/6 Volt, CW



1958-55 Diamond T 530
 1958-55 Diamond T 532
 1958-55 Diamond T 630
 1962-54 International All Models (By Engine)

9410R

Reman Generator - Delco, 30 Amp/6 Volt, CW



1951 GMC P252
 1951 GMC P253

BUYERS GUIDE - STARTERS

YEAR MAKE / MODEL

16372N

New Starter - Bosch 417 Series DD, 6.6kW, 24V, CW, 9-Tooth Pinion



1987-76 Mercedes-Benz L 1319
 2006-88 Mercedes-Benz L 1320
 2006-78 Mercedes-Benz L 1418
 1996-76 Mercedes-Benz L 1419

16445N

New Starter - Bosch 362 Series DD, 2.3kW, 12V, CW, 9-Tooth Pinion



1971-68 Mercedes-Benz Unimog U-45
 1976-69 Mercedes-Benz Unimog U-52
 1971-68 Mercedes-Benz Unimog U-55
 1976-69 Mercedes-Benz Unimog U-60
 2001-77 Mercedes-Benz Unimog U-600
 1988-77 Mercedes-Benz Unimog U-600L
 1988-77 Mercedes-Benz Unimog U-600T
 2001-88 Mercedes-Benz Unimog U-650
 2001-88 Mercedes-Benz Unimog U-650L

16635N

New Starter - Denso DD, 4.0kW, 12V, CW, 10-Tooth Pinion



1988-84 Hino FC
 1985 Hino FD16
 1991-88 Hino FD17
 1992 Hino FD20
 1997-93 Hino FD2218
 1988-85 Hino FE
 1987-85 Hino FE16
 1991-88 Hino FE17
 1992-85 Hino FE19
 1992 Hino FE20
 1997-93 Hino FE2618
 1997-93 Hino FE3020
 1987-84 Hino FF17
 1987-85 Hino FF19
 1992 Hino FF20
 1992-88 Hino FF23
 1997-93 Hino FF3018
 1992 Hino GC20
 1997-93 Hino LP
 1988 Hino SF17
 1988 Hino SG19
 1992 Hino SG20
 1988-87 Hino SG23

YEAR MAKE / MODEL

16635N - continued

1991-89 Hino SG231
 1997-93 Hino SG3320
 1997-93 Hino SG3323
 1996-93 Hino SG5523

16658N

New Starter - Denso OSGR, 2.5kW, 12V, CW, 13-Tooth Pinion



1991-85 Ford E-250 Econoline Club Wagon
 1994-85 Ford E-350 Econoline
 1994-85 Ford E-350 Econoline Club Wagon
 1994-90 Ford F Super Duty
 1994-85 Ford F-250
 1994-85 Ford F-350

16881N

New Starter - Denso OSGR, 3.0kW, 12V, CW, 11-Tooth Pinion



1989 Chevrolet P20
 1992-89 Chevrolet P30
 1989 Chevrolet P40
 1989 Chevrolet P6000
 1997-94 Chevrolet W3500 Tiltmaster
 1997-86 Chevrolet W4500 Tiltmaster
 1997-84 Chevrolet W5500 Tiltmaster
 1994-84 Chevrolet W6
 1994-84 Chevrolet W7
 1989 GMC P2500
 1992-89 GMC P3500
 1989 GMC P4500
 1989 GMC P6500
 1997-94 GMC W3500 Forward
 1997-86 GMC W4500 Forward
 1997-84 GMC W5500 Forward
 1994-84 GMC W6
 1994-84 GMC W7
 1993-86 Isuzu EVR
 1993-86 Isuzu FSR
 1993-86 Isuzu FTR
 1993-86 Isuzu FVR
 1997-86 Isuzu NPR
 1995-84 Isuzu NRR

BUYERS GUIDE - STARTERS

YEAR MAKE / MODEL

YEAR MAKE / MODEL

16990N

New Starter - Denso OSGR, 2.5kW, 12V, CW, 13-Tooth Pinion



- 1998 Bluebird All Models (By Engine)
- 1999-94 Cummins Engines B Series
- 2001-98 Freightliner FC80
- 2001-94 Freightliner FL 50
- 2001-94 Freightliner FL60
- 2001-94 Freightliner FL70
- 2001-94 Freightliner FL80
- 1998 International 5000-5900 Series Severe Service
- 2003-94 Kenworth K300
- 2001 Sterling Acterra M5500 / 6500 / 7500 / 8500
- 2001-99 Sterling Cargo SC7000 / SC8000
- 2002-99 Sterling SC7000 / SC8000

17037N

New Starter - Mitsubishi OSGR, 3.6kW, 12V, CW, 13-Tooth Pinion



- 1988-80 Cummins Engines B Series
- 1991-83 Ford E-250 Econoline Club Wagon
- 1994-83 Ford E-350 Econoline
- 1994-83 Ford E-350 Econoline Club Wagon
- 1993-88 Ford F Super Duty
- 1994-83 Ford F-250
- 1994-83 Ford F-350
- 1993-88 Ford F59

17073N

New Starter - Bosch 368 Series DD, 4.0kW, 24V, CW, 9-Tooth Pinion



- 1991-86 Iveco 110.16A
- 1991-86 Iveco 130.16A
- 1991-86 Iveco 80.16A

17074N

New Starter - Bosch 367 Series DD, 3.0kW, 12V, CW, 9-Tooth Pinion



- 1984-83 Iveco 75.9A

17074N - continued

- 1983 Iveco 80.9A
- 1984-83 Iveco 90.9A
- 1977-70 KHD F3L912 Engine
- 1980-73 KHD F4L912 Engine
- 1978-67 KHD F6L912 Engine

17075N

New Starter - Bosch 362 Series DD, 2.7kW, 12V, CW, 9-Tooth Pinion



- 1984-83 Iveco 130.13A
- 1986-85 Iveco 75.9A
- 1984-83 Iveco 80.13A
- 1986-84 Iveco 80.9A
- 1984-83 Iveco 90.13A
- 1986-85 Iveco 90.9A
- 1977-70 KHD F3L912 Engine
- 1972-67 KHD F4L912 Engine

17084N

New Starter - Denso OSGR, 1.4kW, 12V, CW, 10-Tooth Pinion



- 1990-88 Dodge B250
- 1990-88 Dodge B350
- 1990-88 Dodge D250
- 1990-88 Dodge D350
- 1990-88 Dodge W250
- 1990-88 Dodge W350

17092N

New Starter - Bosch 367 Series DD, 3.0kW, 12V, CW, 9-Tooth Pinion



- 1991-89 Iveco Euro Series
- 1988-81 Iveco Z Series
- 1981-78 Magirus-Deutz 160A Series

17106N

New Starter - Bosch 367 Series DD, 3.0kW, 12V, CW, 9-Tooth Pinion



BUYERS GUIDE - STARTERS

YEAR	MAKE / MODEL
17106N - continued	
1979-74	Mercedes-Benz L 1013
1979-74	Mercedes-Benz L 1111
2001-74	Mercedes-Benz L 1113
2001-74	Mercedes-Benz L 1113B
2006-87	Mercedes-Benz L 1114
2006-96	Mercedes-Benz L 1118
2006-96	Mercedes-Benz L 1218
2001-74	Mercedes-Benz L 1313
2001-74	Mercedes-Benz L 1313A
2006-87	Mercedes-Benz L 1314
1983-74	Mercedes-Benz L 1316
2006-74	Mercedes-Benz L 1316A
2006-93	Mercedes-Benz L 1318
1987-74	Mercedes-Benz L 1513
1984-82	Mercedes-Benz L 1516
2006-87	Mercedes-Benz L 1518
1987-74	Mercedes-Benz LA 2013
1987-74	Mercedes-Benz L 2213
1986	Mercedes-Benz LA 1113
1987-74	Mercedes-Benz LA 1313
1987-74	Mercedes-Benz LA 1513
1987-74	Mercedes-Benz LA 2013
1987-74	Mercedes-Benz LA 2213
1996-87	Mercedes-Benz LB 2218
1996-87	Mercedes-Benz LK 2218
1996-87	Mercedes-Benz LS 1518
1976-73	Mercedes-Benz Unimog U-100
1991-85	Mercedes-Benz Unimog U-1000
2006-73	Mercedes-Benz Unimog U-110
2006-92	Mercedes-Benz Unimog U-110L
1976	Mercedes-Benz Unimog U-120
1991-82	Mercedes-Benz Unimog U-1200
1991-82	Mercedes-Benz Unimog U-1200T
1976-73	Mercedes-Benz Unimog U-125
1991-84	Mercedes-Benz Unimog U-1250
1991-88	Mercedes-Benz Unimog U-1250L
2006-92	Mercedes-Benz Unimog U-130
1987-81	Mercedes-Benz Unimog U-1300
2001-81	Mercedes-Benz Unimog U-1300L
2006-92	Mercedes-Benz Unimog U-130T
1991-88	Mercedes-Benz Unimog U-1350L
2006-88	Mercedes-Benz Unimog U-140
1991-88	Mercedes-Benz Unimog U-1400
1991-88	Mercedes-Benz Unimog U-1400T
2006-92	Mercedes-Benz Unimog U-140L
1991-88	Mercedes-Benz Unimog U-1450
1988-81	Mercedes-Benz Unimog U-1500
1988-81	Mercedes-Benz Unimog U-1500T
1988-81	Mercedes-Benz Unimog U-1550
2006-88	Mercedes-Benz Unimog U-1550L
2001-88	Mercedes-Benz Unimog U-1600
2001-88	Mercedes-Benz Unimog U-1650
1991-81	Mercedes-Benz Unimog U-1700
1990-81	Mercedes-Benz Unimog U-1700L
1991-88	Mercedes-Benz Unimog U-1700T
2006-88	Mercedes-Benz Unimog U-1750
2006-88	Mercedes-Benz Unimog U-1750L
2001-89	Mercedes-Benz Unimog U-2100
2006-89	Mercedes-Benz Unimog U-2100L
2006-89	Mercedes-Benz Unimog U-2150
2001-89	Mercedes-Benz Unimog U-2150L
2006-90	Mercedes-Benz Unimog U-2400
2006-90	Mercedes-Benz Unimog U-2400TG
2006-93	Mercedes-Benz Unimog U-2450
1976-73	Mercedes-Benz Unimog U-54
1975-73	Mercedes-Benz Unimog U-66
1976	Mercedes-Benz Unimog U-72
1976-73	Mercedes-Benz Unimog U-80

YEAR	MAKE / MODEL
17106N - continued	
1976-73	Mercedes-Benz Unimog U-84
1976-73	Mercedes-Benz Unimog U-90
1976	Mercedes-Benz Unimog U-95

17107N

New Starter - Bosch DD, 9.0kW, 24V, CW, 11-Tooth Pinion



1975	KHD F10L413 Engine
1975	KHD F12L413 Engine
1982-78	Magirus-Deutz 320M Series
1978-75	Magirus-Deutz M270D Series
1982-75	Magirus-Deutz M310D Series
1977-75	Magirus-Deutz M340D Series

17215N

New Starter - Denso OSGR, 2.5kW, 12V, CW, 13-Tooth Pinion



1985-80	Cummins Engines B Series
1993-89	Dodge D250
1993-89	Dodge D350
1993-89	Dodge W250
1993-89	Dodge W350

17257N

New Starter - Bosch DD, 3.0kW, 12V, CW, 10-Tooth Pinion



2000-95	Caterpillar 3054 Perkins
---------	--------------------------

17292N

New Starter - Denso OSGR, 2.5kW, 12V, CW, 11-Tooth Pinion



1991-89	Hino FA14
1997-93	Hino FA1415
1995-92	Hino FA15
1995-87	Hino FB14
1995-92	Hino FB15
1997-93	Hino FB1715

BUYERS GUIDE - STARTERS

YEAR MAKE / MODEL

YEAR MAKE / MODEL

17309N

New Starter - Bosch DD, 3.0kW, 12V, CW, 10-Tooth Pinion



- 1990-86 Mercedes-Benz L 1113
- 1990-86 Mercedes-Benz L 1116
- 1993-86 Mercedes-Benz L 1117
- 1993-86 Mercedes-Benz L 1316
- 1993-86 Mercedes-Benz L 1317
- 1993-85 Mercedes-Benz L 1319
- 1996-85 Mercedes-Benz L 1419
- 1993-87 Mercedes-Benz L 1516
- 1993-87 Mercedes-Benz LA 1113
- 1990-86 Mercedes-Benz LA 1117
- 1993-85 Mercedes-Benz LP 1219
- 1998-85 Mercedes-Benz LP 1419

17316N

New Starter - Valeo OSGR, 3.1kW, 12V, CW, 11-Tooth Pinion



- 1986-78 Volvo F4

17354N

New Starter - Denso DD, 0.8kW, 12V, CW, 9-Tooth Pinion



- 1990-79 Onan 2L600 Kubota

17392N

New Starter - Denso OSGR, 1.4kW, 12V, CW, 10-Tooth Pinion

**PHOTOGRAPH
NOT AVAILABLE
AT THIS TIME**

- 1992-86 Teledyne - Continental TM-13
- 1992-86 Teledyne - Continental TM-20
- 1992-86 Teledyne - Continental TM-27

17466N

New Starter - Denso OSGR, 1.4kW, 12V, CW, 10-Tooth Pinion



- 1977-63 Dodge All Models (By Engine)
- 1980-75 Dodge B200
- 1974-71 Dodge B200 Van
- 1994-81 Dodge B250
- 1995 Dodge B2500
- 1980-75 Dodge B300
- 1974-71 Dodge B300 Van
- 1994-81 Dodge B350
- 1995 Dodge B3500
- 1980 Dodge CB300
- 1980-75 Dodge D200
- 1974-68 Dodge D200 Pickup
- 1967-63 Dodge D200 Series
- 1993-81 Dodge D250
- 1980-75 Dodge D300
- 1974-68 Dodge D300 Pickup
- 1967-63 Dodge D300 Series
- 1993-81 Dodge D350
- 1981-78 Dodge D400
- 1981-78 Dodge D450
- 1972-67 Dodge P200
- 1972-67 Dodge P300
- 1995-94 Dodge Ram 2500
- 1995-94 Dodge Ram 3500
- 1995 Dodge Ram 4000
- 1980-75 Dodge W200
- 1974-68 Dodge W200 Pickup
- 1967-63 Dodge W200 Series
- 1993-81 Dodge W250
- 1980-75 Dodge W300
- 1974-68 Dodge W300 Pickup
- 1967-63 Dodge W300 Series
- 1993-81 Dodge W350
- 1980 Plymouth PB200
- 1983-81 Plymouth PB250
- 1980 Plymouth PB300
- 1983-81 Plymouth PB350

17548N

New Starter - Denso OSGR, 2.7kW, 12V, CW, 13-Tooth Pinion



- 1999-94 Cummins Engines B Series
- 2002-94 Dodge Ram 2500
- 2002-94 Dodge Ram 3500

BUYERS GUIDE - STARTERS

YEAR MAKE / MODEL

YEAR MAKE / MODEL

17549N

New Starter - Denso OSGR, 1.4kW, 12V, CW, 11-Tooth Pinion



1995-94 Dodge Ram 2500
1995-94 Dodge Ram 3500

17573N

New Starter - Denso OSGR, 1.4kW, 12V, CW, 10-Tooth Pinion



1998-96 Dodge B2500
1998-96 Dodge B3500
1998-96 Dodge Ram 2500
1998-96 Dodge Ram 3500
1998-96 Dodge Ram 4000

17574N

New Starter - Denso OSGR, 1.4kW, 12V, CW, 11-Tooth Pinion



1998-96 Dodge Ram 2500
1998-96 Dodge Ram 3500

17577N

New Starter - Mitsubishi PLGR, 3.6kW, 12V, CW, 12-Tooth Pinion



1994 Ford E-350 Econoline
1994 Ford E-350 Econoline Club Wagon
1994 Ford F Super Duty
1994 Ford F-250
1994 Ford F-350
1997-94 Ford F59

17578N

New Starter - Mitsubishi PLGR, 3.6kW, 12V, CW, 12-Tooth Pinion



2000-95 Ford E-350 Econoline
2000-95 Ford E-350 Econoline Club Wagon
2000 Ford E-450 Econoline Super Duty
2000 Ford E-450 Econoline Super Duty Stripped
1999-96 Ford Econoline Super Duty
2000 Ford Excursion
1997-95 Ford F Super Duty
1997-94 Ford F-250
2001-99 Ford F-250 Super Duty
1997-94 Ford F-350
2001-99 Ford F-350 Super Duty
2001-99 Ford F-450 Super Duty
2001-99 Ford F-550 Super Duty
1997-94 Ford F59

17643N-OE

New Starter - Lucas M45G, 2M113, 2.1kW, 12V, CCW, 11-Tooth Pinion



All Lister-Petter ST1
All Lister-Petter ST2
All Lister-Petter ST3

17785N

New Starter - Denso OSGR, 1.4kW, 12V, CW, 10-Tooth Pinion



2002-99 Dodge Ram 2500
2003-99 Dodge Ram 2500 Van
2002-99 Dodge Ram 3500
2003-99 Dodge Ram 3500 Van
2001-99 Dodge Ram 4000

17788N

New Starter - Denso OSGR, 1.4kW, 12V, CW, 11-Tooth Pinion



2003-99 Dodge Ram 2500
2003-99 Dodge Ram 3500

BUYERS GUIDE - STARTERS

YEAR MAKE / MODEL

YEAR MAKE / MODEL

17801N

New Starter - Hitachi OSGR, 2.2kW, 12V, CW, 9-Tooth Pinion



2009-03 Chevrolet C4500 Kodiak
 2009-03 Chevrolet C5500 Kodiak
 2007-06 Chevrolet Express 2500
 2007-06 Chevrolet Express 3500
 2010-01 Chevrolet Silverado 2500 HD
 2007-01 Chevrolet Silverado 3500
 2010-07 Chevrolet Silverado 3500 HD
 2009-03 GMC C4500 Topkick
 2009-03 GMC C5500 Topkick
 2007-06 GMC Savana 2500
 2007-06 GMC Savana 3500
 2010-01 GMC Sierra 2500 HD
 2007-01 GMC Sierra 3500
 2010-07 GMC Sierra 3500 HD
 2006 Hummer H1

17802N

New Starter - Denso OSGR, 4.0kW, 12V, CW, 13-Tooth Pinion



2003 Ford E-350
 2003 Ford E-350 Club Wagon
 2002-95 Ford E-350 Econoline
 2002-95 Ford E-350 Econoline Club Wagon
 2002-00 Ford E-450 Econoline Super Duty
 2002-00 Ford E-450 Econoline Super Duty Stripped
 2003 Ford E-450 Super Duty
 2003 Ford E-450 Super Duty Stripped Chassis
 2002 Ford E-550 Econoline Super Duty
 2003 Ford E-550 Super Duty
 1999-96 Ford Econoline Super Duty
 2003-00 Ford Excursion
 1997-95 Ford F Super Duty
 1997-94 Ford F-250
 2003-99 Ford F-250 Super Duty
 1997-94 Ford F-350
 2003-99 Ford F-350 Super Duty
 2003-99 Ford F-450 Super Duty
 2003-99 Ford F-550 Super Duty

17823N

New Starter - Denso OSGR, 1.4kW, 12V, CW, 10-Tooth Pinion



2004-03 Dodge Ram 2500
 2004-03 Dodge Ram 3500

17823N - continued

2004-03 Dodge Ram 4000

17875N

New Starter - Denso OSGR, 1.4kW, 12V, CW, 10-Tooth Pinion



2004-03 Dodge Ram 2500
 2004-03 Dodge Ram 3500
 2004-03 Dodge Ram 4000

17880N

New Starter - Denso OSGR, 1.4kW, 12V, CW, 11-Tooth Pinion



2006-03 Chevrolet Avalanche 2500
 2002 Chevrolet C3500
 2002 Chevrolet C3500HD
 2007-03 Chevrolet Silverado 2500 HD
 2007-03 Chevrolet Silverado 3500
 2006-02 Chevrolet Suburban 2500
 2002 GMC C3500
 2002 GMC C3500HD
 2007-03 GMC Sierra 2500 HD
 2007-03 GMC Sierra 3500
 2006-02 GMC Yukon XL 2500

17892N

New Starter - Denso OSGR, 2.7kW, 12V, CW, 13-Tooth Pinion



2006-03 Dodge Ram 2500
 2006-03 Dodge Ram 3500
 2006-05 Dodge Ram 4000

17932N

New Starter - Mitsubishi PMGR, 1.7kW, 12V, CW, 10-Tooth Pinion



2008-05 Dodge Ram 2500
 2008-05 Dodge Ram 3500
 2008-05 Dodge Ram 4000

BUYERS GUIDE - STARTERS

YEAR MAKE / MODEL

YEAR MAKE / MODEL

17933N

New Starter - Mitsubishi PMGR, 1.7kW, 12V, CW, 10-Tooth Pinion



2008-05 Dodge Ram 2500
2008-05 Dodge Ram 3500
2008-05 Dodge Ram 4000

17948N

New Starter - Mitsubishi PMGR, 1.4kW, 12V, CW, 10-Tooth Pinion



2010-09 Dodge Ram 2500
2009 Dodge Ram 3500
2009 Dodge Ram 4000
2014-11 Ram 2500
2014-11 Ram 3500

17966R

Reman Starter - Starter - Bosch PMGR, 1.7kW, 12V, CW, 10-Tooth Pinion



2008-07 Dodge Sprinter 2500
2008-07 Dodge Sprinter 3500
2008-07 Freightliner Sprinter 2500
2008-07 Freightliner Sprinter 3500

18029N

New Starter - Bosch 367 Series DD, 3.0kW, 12V, CW, 9-Tooth Pinion



1986-83 Iveco Z Series

18059N

New Starter - Hitachi OSGR, 4.5kW, 24V, CW, 11-Tooth Pinion



2007-05 UD 1300
2008-05 UD 1400
2009-05 UD 1800CS

18099AN

New Starter - Mitsubishi OSGR, 3.5kW, 12V, CW, 13-Tooth Pinion



1995-93 Mitsubishi Fuso FH

18113N

New Starter - Bosch 416 Series DD, 5.4kW, 24V, CW, 9-Tooth Pinion



1996-87 Mercedes-Benz LPS 1525
1998-85 Mercedes-Benz LPS 1650

18136N

New Starter - Denso OSGR, 3.0kW, 12V, CW, 11-Tooth Pinion



2008-03 Chevrolet C6500 Kodiak
2001-97 Chevrolet T5500
2008-97 Chevrolet T6500
2008-97 Chevrolet T7500
2008-97 Chevrolet T8500
2002-99 Chevrolet WT5500
2008-03 GMC C6500 Topkick
2001-97 GMC T5500
2008-97 GMC T6500
2008-97 GMC T7500
2008-97 GMC T8500
2002-99 GMC WT5500
1998-94 Isuzu EVR
2008-95 Isuzu FRR
2007-94 Isuzu FSR
2007-94 Isuzu FTR
2007-94 Isuzu FVR

BUYERS GUIDE - STARTERS

YEAR MAKE / MODEL

YEAR MAKE / MODEL

18158N

New Starter - Denso OSGR, 1.4kW, 12V, CW, 11-Tooth Pinion



- 1996-90 Lister-Petter Alpha range
- 1996-90 Lister-Petter LPA2
- 1996-90 Lister-Petter LPW2
- 1996-90 Lister-Petter LPW3
- 1996-90 Lister-Petter LPW4
- 1996-90 Lister-Petter LPWS2
- 1996-90 Lister-Petter LPWS3
- 1996-90 Lister-Petter LPWT4

18215N

New Starter - Hitachi OSGR, 3.5kW, 12V, CW, 11-Tooth Pinion



- 1993-92 UD 1300
- 1998-94 UD 1400

18240N

New Starter - Mitsubishi OSGR, 2.0kW, 12V, CW, 9-Tooth Pinion



- 1999-93 Mitsubishi Fuso Canter FB

18241N

New Starter - Mitsubishi OSGR, 3.2kW, 24V, CW, 9-Tooth Pinion



- 1989-84 Mitsubishi Fuso Canter FB
- 1989-84 Mitsubishi Fuso FE

18242N

New Starter - Mitsubishi OSGR, 4.5kW, 24V, CW, 11-Tooth Pinion



- 1991-86 Mitsubishi Fuso FK

18250N

New Starter - Bosch DD, 4.0kW, 24V, CW, 9-Tooth Pinion



- 2001-88 Mercedes-Benz Unimog U-1100T
- 2001-88 Mercedes-Benz Unimog U-1150
- 2000-92 Mercedes-Benz Unimog U-1550
- 2002-92 Mercedes-Benz Unimog U-1600
- 2001-88 Mercedes-Benz Unimog U-1650
- 2002-91 Mercedes-Benz Unimog U-2150
- 2002-91 Mercedes-Benz Unimog U-2150L
- 2002-91 Mercedes-Benz Unimog U-2400
- 2002-93 Mercedes-Benz Unimog U-2400TG
- 2002-93 Mercedes-Benz Unimog U-2450
- 1990-88 Mercedes-Benz Unimog U-800
- 2001-88 Mercedes-Benz Unimog U-900

18253N

New Starter - Bosch 416 Series DD, 5.4kW, 24V, CW, 11-Tooth Pinion



- 2000-87 Volvo B10
- 1996-92 Volvo B10B
- 2006-94 Volvo B10L
- 2006-75 Volvo B10M
- 2006-93 Volvo B10R
- 1980-66 Volvo B50
- 1998-84 Volvo B58
- 1987-84 Volvo C10M

18261N

New Starter - Lucas M45G, 2M113 DD, 2.1kW, 12V, CW, 10-Tooth Pinion



- All Lister-Petter TS, TR, TX
- 2006-01 Lister-Petter TX3

BUYERS GUIDE - STARTERS

YEAR MAKE / MODEL

18273N

New Starter - Denso OSGR, 1.8kW, 12V, CW, 11-Tooth Pinion



- 2003 Ford E-250
- 2002-92 Ford E-250 Econoline
- 1995-92 Ford E-350 Econoline
- 1995-92 Ford E-350 Econoline Club Wagon
- 1997-92 Ford F-250
- 1996-92 Ford F-350

18360N

New Starter - Bosch PMGR, 2.2kW, 12V, CW, 10-Tooth Pinion



- 2006-03 Dodge Sprinter 2500
- 2006-03 Dodge Sprinter 3500
- 2006-02 Freightliner Sprinter 2500
- 2006-02 Freightliner Sprinter 3500

18364N

New Starter - Bosch 231 Series PLGR, 4.0kW, 24V, CW, 9-Tooth Pinion



- 2006-01 Mercedes-Benz L 1218
- 2006-00 Mercedes-Benz Unimog U-300
- 2006-00 Mercedes-Benz Unimog U-400
- 2006-00 Mercedes-Benz Unimog U-500
- 2003-00 Mercedes-Benz Unitog U-300
- 2006-00 Mercedes-Benz Unitog U-400
- 2006-00 Mercedes-Benz Unitog U-500

18371N

New Starter - Bosch 368 Series DD, 4.0kW, 24V, CW, 9-Tooth Pinion



- 2001-91 Mercedes-Benz LK 1324L
- 1992-91 Mercedes-Benz Unimog U-1000
- 2006-91 Mercedes-Benz Unimog U-1200
- 2001-91 Mercedes-Benz Unimog U-1200T
- 2006-91 Mercedes-Benz Unimog U-1250
- 2006-91 Mercedes-Benz Unimog U-1250L
- 2006-91 Mercedes-Benz Unimog U-1300L

YEAR MAKE / MODEL

18371N - continued

- 2006-91 Mercedes-Benz Unimog U-1350L
- 2000-91 Mercedes-Benz Unimog U-1400
- 2000-91 Mercedes-Benz Unimog U-1400T
- 2000-88 Mercedes-Benz Unimog U-1450
- 2006-94 Mercedes-Benz Unimog U-1450L
- 2006-88 Mercedes-Benz Unimog U-1550L
- 2006-88 Mercedes-Benz Unimog U-1600
- 2001-91 Mercedes-Benz Unimog U-1650
- 2001-91 Mercedes-Benz Unimog U-1650L
- 2006-84 Mercedes-Benz Unimog U-1700
- 1988-84 Mercedes-Benz Unimog U-1700L
- 2006-91 Mercedes-Benz Unimog U-1700T
- 2006-91 Mercedes-Benz Unimog U-1750
- 2006-91 Mercedes-Benz Unimog U-1750L
- 2006-91 Mercedes-Benz Unimog U-1800T
- 2006-91 Mercedes-Benz Unimog U-1850
- 2006-91 Mercedes-Benz Unimog U-1850L
- 2006-89 Mercedes-Benz Unimog U-2100
- 2006-89 Mercedes-Benz Unimog U-2100L
- 2001-89 Mercedes-Benz Unimog U-2100T
- 2006-89 Mercedes-Benz Unimog U-2150
- 2006-89 Mercedes-Benz Unimog U-2150L
- 2006-91 Mercedes-Benz Unimog U-2400
- 2006-91 Mercedes-Benz Unimog U-2400TG
- 2006-93 Mercedes-Benz Unimog U-2450

18375N

New Starter - Bosch 417 Series DD, 6.6kW, 24V, CW, 9-Tooth Pinion



- 1983-73 Mercedes-Benz 1932AK

18376N

New Starter - Bosch 416 Series DD, 5.4kW, 24V, CW, 12-Tooth Pinion



- 2006-99 Volvo B7F
- 2006-99 Volvo B7L
- 2005-97 Volvo B7R
- 1999-86 Volvo FL7
- 2003-98 Volvo FM7
- 1996-91 Volvo FS7

18392N

New Starter - Bosch 417 Series DD, 6.6kW, 24V, CW, 12-Tooth Pinion



- 2006-94 Volvo B12
- 2013-93 Volvo FH12

BUYERS GUIDE - STARTERS

YEAR MAKE / MODEL

18392N - continued

2003-95 Volvo FL12
2006-98 Volvo FM12
2006-98 Volvo NH12

18402N

New Starter - Denso OSGR, 4.5kW, 24V, CW, 10-Tooth Pinion



1999-94 Cummins Engines B Series

18406N

New Starter - Denso OSGR, 4.0kW, 12V, CW, 10-Tooth Pinion



2003-90 International 1754
2003-90 International 1954
2003-88 International 2200-2275 Series
2003-88 International 2300-2375 Series
2003-93 International 2554 / 2564 Series
2003-88 International 2574 / 2575 Series
2003-93 International 2654 Series
2003-94 International 2674 / 2675 Series
2007-93 International 3000-3900 Series Bus
2007-93 International 4000-4900 Series Medium-Duty
2003-88 International 5000-5900 Series Severe Service
2007-88 International 7100-7700 Severe Service
2007-88 International 8100-8600 Heavy-Duty
2003-88 International 9100-9900 Heavy-Duty

18407N

New Starter - Starter - Denso OSGR, 3.0kW, 12V, CCW, 11-Tooth Pinion



1998 Chevrolet W3500 Tiltmaster
1998 Chevrolet W4500 Tiltmaster
1998 GMC W3500 Forward
1998 GMC W4500 Forward

18500N

New Starter - Starter - Denso OSGR, 3.0kW, 12V, CCW, 11-Tooth Pinion



YEAR MAKE / MODEL

18500N - continued

2001-99 Chevrolet W3500 Tiltmaster
2001-99 Chevrolet W4500 Tiltmaster
2001-99 Chevrolet W5500 Tiltmaster
2001-99 GMC W3500 Forward
2001-99 GMC W4500 Forward
2001-99 GMC W5500 Forward
2006-99 Isuzu NPR
2006-99 Isuzu NQR

18507N

New Starter - Denso OSGR, 2.7kW, 12V, CW, 13-Tooth Pinion



1998-94 Bluebird All Models (By Engine)
All Thomas Built Bus MVP-EF
All Thomas Built Bus SLF 200

18508N

New Starter - Denso OSGR, 4.0kW, 12V, CW, 10-Tooth Pinion



2005-95 Bluebird All Models (By Engine)
All Thomas Built Bus MVP-EF
All Thomas Built Bus TL960
All Thomas Built Bus Type D - Saf-T-Liner-ER
All Thomas Built Bus Type D - Saf-T-Liner-HDX

18554N

New Starter - Denso OSGR, 4.0kW, 12V, CW, 11-Tooth Pinion



2007-03 Freightliner Business Class M2
2004-00 Freightliner FL 50
2004-00 Freightliner FL60
2005-00 Freightliner FL70
2004-00 Freightliner FL80
2008-01 Sterling Acterra M5500 / 6500 / 7500 / 8500
All Thomas Built Bus Type C - FS-65 Chassis
All Thomas Built Bus Type D - Saf-T-Liner-HDX

BUYERS GUIDE - STARTERS

YEAR MAKE / MODEL

YEAR MAKE / MODEL

18566N

New Starter - Denso OSGR, 4.0kW, 12V, CW, 11-Tooth Pinion



1988-84 Hino FC
 1985 Hino FD16
 1991-88 Hino FD17
 1992 Hino FD20
 1997-93 Hino FD2218
 1988-85 Hino FE
 1987-85 Hino FE16
 1991-88 Hino FE17
 1992-85 Hino FE19
 1992 Hino FE20
 1997-93 Hino FE2618
 1997-93 Hino FE3020
 1987-84 Hino FF17
 1987-85 Hino FF19
 1992 Hino FF20
 1992-88 Hino FF23
 1997-93 Hino FF3018
 1992 Hino GC20
 1997-93 Hino LP
 1988 Hino SF17
 1988 Hino SG19
 1992 Hino SG20
 1988-87 Hino SG23
 1991-89 Hino SG231
 1997-93 Hino SG3320
 1997-93 Hino SG3323
 1996-93 Hino SG5523

18571N

New Starter - Denso PLGR, 5.0kW, 12V, CW, 12-Tooth Pinion



1999-85 Ford L6000
 1999-85 Ford L7000
 1999-85 Ford L8000
 1999-85 Ford L9000
 2003-00 Freightliner Argosy
 2007-03 Freightliner Business Class M2
 2007-96 Freightliner Century Class
 2007-93 Freightliner Classic
 2007-99 Freightliner Columbia
 2007-03 Freightliner Coronado
 2004-94 Freightliner FL, FLC 112 / 120
 2003-99 Freightliner FL106
 2007-93 Freightliner FLD 112 / 120
 2000-88 International 2300-2375 Series
 1992-88 International 2554 / 2564 Series
 2000-88 International 2574 / 2575 Series
 2000-88 International 2674 / 2675 Series
 1993-85 International 3000-3900 Series Bus
 2003-88 International 4000-4900 Series Medium-Duty
 2007-88 International 5000-5900 Series Severe Service

18571N - continued

2007-90 International 7100-7700 Severe Service
 2007-88 International 8100-8600 Heavy-Duty
 2007-88 International 9100-9900 Heavy-Duty
 2003-91 Kenworth C500
 1995-91 Kenworth K100
 2004-97 Kenworth T2000
 1996-91 Kenworth T400
 1996-91 Kenworth T450
 2005-88 Kenworth T600
 2005-88 Kenworth T800
 2005-90 Kenworth W900
 2008-88 Mack CH Series
 2003-01 Mack CL
 2008-90 Mack CL Series
 1990-84 Mack CM Series
 2008-01 Mack CV Series
 2008-00 Mack CX Series (Vision)
 2008-84 Mack DM / DMM Series
 1994-84 Mack F / FL / FS Series
 2009-00 Mack FCM Series
 2006-87 Mack FDM Series
 2008-02 Mack Granite Series
 2008-94 Mack LE
 1994-84 Mack MC Series
 1994-84 Mack MH Series
 2008-84 Mack MR Series
 1990-84 Mack R Series
 2008-84 Mack RB Series
 2008-84 Mack RD Series
 1990-84 Mack RL Series
 1994-84 Mack RM Series
 1990-84 Mack RS Series
 2006-84 Mack RW Series
 1985-84 Mack U Series
 2003-91 Peterbilt 320
 2003-96 Peterbilt 330
 2005-86 Peterbilt 357
 2003-91 Peterbilt 359
 2003-86 Peterbilt 362
 1995-91 Peterbilt 372
 2001-86 Peterbilt 375
 2003-86 Peterbilt 377
 2005-86 Peterbilt 378
 2005-87 Peterbilt 379
 2005-97 Peterbilt 385
 2005-00 Peterbilt 387
 2008-99 Sterling A-Line A9500 / AT9500
 2005-99 Sterling Condor
 2008-99 Sterling L-Line 7500 / 8000 / 8500 / 9500
 2001-99 Sterling Silver Star Series
 2002-94 Volvo ACL42 / ACL64 Series
 2003-01 Volvo VHD Series
 2004-94 Volvo VNL Series
 2003-97 Volvo VNM Series
 2003-94 Volvo WA / WC / WG / WH / WI / WX Series
 2008-91 Western Star All Models (By Engine)

18572N

New Starter - Denso PLGR, 5.0kW, 12V, CW, 13-Tooth Pinion



1989-85 Ford B600

BUYERS GUIDE - STARTERS

YEAR MAKE / MODEL

YEAR MAKE / MODEL

18572N - continued

1989-85 Ford B700
 1989-85 Ford B800
 1989-85 Ford F600
 1989-85 Ford F700
 1989-85 Ford F800
 1989-85 Ford F900
 1999-83 Ford L6000
 1999-83 Ford L7000
 1999-83 Ford L8000
 1999-83 Ford L9000
 1984-74 Western Star All Models (By Engine)

18929N

New Starter - Bosch 417 Series DD, 6.6kW, 24V, CW, 12-Tooth Pinion



1994-87 Volvo F16
 2003-93 Volvo FH16

18931N

New Starter - Bosch DD, 5.4kW, 24V, CW, 11-Tooth Pinion



1994-91 Volvo B12
 1994-77 Volvo F10
 1994-87 Volvo F12
 2001-85 Volvo FL10
 2003-99 Volvo FM10
 1995-87 Volvo FS10
 1988-78 Volvo N10
 1998-88 Volvo N12
 2001-89 Volvo NL10
 2001-89 Volvo NL12

18935N

New Starter - Denso OSGR, 5.5kW, 24V, CW, 11-Tooth Pinion



1997-87 Hino H06C
 1997-87 Hino H07C

18956N

New Starter - Bosch 231 Series PLGR, 4.0kW, 24V, CW, 12-Tooth Pinion



2013-99 Volvo B7F
 2013-99 Volvo B7L
 2005-97 Volvo B7R
 2003-98 Volvo FM7

18957N

New Starter - Bosch 231 Series PLGR, 4.0kW, 24V, CW, 11-Tooth Pinion



2006-85 Volvo FL6

18962N

New Starter - Mitsubishi PLGR, 3.2kW, 24V, CW, 9-Tooth Pinion



1999-94 Mitsubishi Fuso FE
 1999-94 Mitsubishi Fuso FG

18963N

New Starter - Mitsubishi PLGR, 5.5kW, 24V, CW, 11-Tooth Pinion



2007-99 Mitsubishi Fuso MS280
 2007-99 Mitsubishi Fuso MS380-2

18966N

New Starter - Denso PMDD, 0.6kW, 12V, CCW, 9-Tooth Pinion



All Kohler Air Cooled

BUYERS GUIDE - STARTERS

YEAR MAKE / MODEL

YEAR MAKE / MODEL

18971N

New Starter - Mitsubishi PLGR, 3.6kW, 12V, CW, 9-Tooth Pinion



- 2004-96 Mitsubishi Fuso FE
- 2004-96 Mitsubishi Fuso FG

18988N

New Starter - Starter - Denso OSGR, 2.0kW, 12V, CW, 11-Tooth Pinion



- 1996-90 Lister-Petter Alpha range
- 1996-90 Lister-Petter LPA2
- 1996-90 Lister-Petter LPW2
- 1996-90 Lister-Petter LPW3
- 1996-90 Lister-Petter LPW4
- 1996-90 Lister-Petter LPWS2
- 1996-90 Lister-Petter LPWS3
- 1996-90 Lister-Petter LPWT4

18989N

New Starter - Denso OSGR, 4.8kW, 12V, CW, 10-Tooth Pinion



- 2006-96 Bluebird All Models (By Engine)
- 1999-92 Ford F600
- 2003-00 Ford F650
- 1999-92 Ford F700
- 2003-00 Ford F750
- 1999-92 Ford F800
- 1999-92 Ford F900
- 1999-92 Ford L6000
- 1999-92 Ford L7000
- 1999-92 Ford L8000
- 1999-92 Ford L9000
- 2007-04 Kenworth T300 Medium Duty
- 2004-01 Sterling Acterra M5500 / 6500 / 7500 / 8500
- 2004-01 Sterling Condor
- 2004-99 Sterling L-Line 7500 / 8000 / 8500 / 9500
- All Thomas Built Bus MVP-EF
- All Thomas Built Bus TL960
- All Thomas Built Bus Type D - Saf-T-Liner-EF
- All Thomas Built Bus Type D - Saf-T-Liner-ER
- All Thomas Built Bus Type D - Saf-T-Liner-HDX
- 2003-00 Western Star All Models (By Engine)

19029N

New Starter - Denso PLGR, 2.7kW, 12V, CW, 13-Tooth Pinion



- 2009-07 Dodge Ram 2500
- 2009-07 Dodge Ram 3500
- 2009-07 Dodge Ram 4000
- 2012-08 Dodge Ram 4500
- 2012-08 Dodge Ram 5500
- 2008-07 Sterling Acterra 5500
- 2008-07 Sterling Acterra 6500
- 2008-07 Sterling Acterra 7500
- 2008-07 Sterling Acterra 8500
- 2010-07 Sterling Bullet 45
- 2010-07 Sterling Bullet 55

19036N

New Starter - Bosch PMGR, 1.7kW, 12V, CW, 10-Tooth Pinion



- 2009-07 Dodge Sprinter 2500
- 2009-07 Dodge Sprinter 3500
- 2009-07 Freightliner Sprinter 2500
- 2009-07 Freightliner Sprinter 3500

19153N

New Starter - Denso PLGR, 8.0kW, 24V, CW, 12-Tooth Pinion



- 1997-89 Western Star All Models (By Engine)



19501N

New Starter - Denso R5.0 OSGR, 5.0kW, 12V, CW, 10-Tooth Pinion



- 1999-85 Ford L6000
- 1999-85 Ford L7000
- 1999-85 Ford L8000
- 1999-85 Ford L9000
- 2006-00 Freightliner Argosy
- 2008-03 Freightliner Business Class M2
- 2007-99 Freightliner Century Class
- 2007-99 Freightliner Classic

BUYERS GUIDE - STARTERS

YEAR	MAKE / MODEL	YEAR	MAKE / MODEL
19501N - continued		19502N - continued	
2007-99	Freightliner Columbia	2007-06	Mack CT / CTP Series
2007-03	Freightliner Coronado	2007-01	Mack CV Series
2003-00	Freightliner FL, FLC 112 / 120	2005-00	Mack CX Series (Vision)
2008-01	Freightliner FLD 112 / 120	2007-84	Mack DM / DMM Series
2000-97	International 2574 / 2575 Series	1988-84	Mack F / FL / FS Series
2007-00	International 5000-5900 Series Severe Service	2009-00	Mack FCM Series
2007-03	International 7100-7700 Severe Service	1999-88	Mack FDM Series
2007-98	International 8100-8600 Heavy-Duty	2007-02	Mack Granite Series
2007-97	International 9100-9900 Heavy-Duty	2007-00	Mack LE
2007-98	Kenworth C500	1994-84	Mack MC Series
2007-97	Kenworth T2000	1994-84	Mack MH Series
2007-97	Kenworth T600	2007-84	Mack MR Series
2007-97	Kenworth T800	1990-84	Mack R Series
2007-97	Kenworth W900	2007-88	Mack RB Series
2007-91	Peterbilt 320	2007-84	Mack RD Series
2007-05	Peterbilt 335	1990-84	Mack RL Series
2007-86	Peterbilt 357	1994-84	Mack RM Series
2007-98	Peterbilt 359	1990-84	Mack RS Series
1994-91	Peterbilt 362	1994-84	Mack RW Series
2001-91	Peterbilt 375	1985-84	Mack U Series
1993-91	Peterbilt 377	1999-93	Peterbilt 320
2007-91	Peterbilt 378	1999-93	Peterbilt 357
2007-91	Peterbilt 379	1999-93	Peterbilt 362
2007-97	Peterbilt 385	1999-93	Peterbilt 375
2007-06	Peterbilt 386	2000-93	Peterbilt 377
2007-00	Peterbilt 387	1999-93	Peterbilt 378
2007-04	Peterbilt 389	1999-93	Peterbilt 379
2007-99	Sterling A-Line A9500 / AT9500	1999-96	Peterbilt 385
2005-01	Sterling Condor	2007-99	Sterling A-Line A9500 / AT9500
2008-99	Sterling L-Line 7500 / 8000 / 8500 / 9500	2007-99	Sterling L-Line 7500 / 8000 / 8500 / 9500
2001-99	Sterling Silver Star Series	2001-99	Sterling Silver Star Series
2003-01	Volvo VHD Series	2000-96	Volvo ACL42 / ACL64 Series
2003-97	Volvo VNM Series	2003-96	Volvo VNL Series
2001-97	Volvo WA / WC / WG / WH / WI / WX Series	2003-97	Volvo VNM Series
2001-98	Volvo WG	2003-96	Volvo WA / WC / WG / WH / WI / WX Series
2008-97	Western Star All Models (By Engine)	2003-98	Volvo WG
		1998-94	Western Star All Models (By Engine)
19502N		19503N	
New Starter - Denso R5.0 OSGR, 5.0kW, 12V, CW, 10-Tooth Pinion		New Starter - Denso R5.0 OSGR, 5.0kW, 12V, CW, 10-Tooth Pinion	
			
2003-00	Freightliner Argosy	2009-00	Freightliner Argosy
2007-96	Freightliner Century Class	2009-96	Freightliner Century Class
2007-94	Freightliner Classic	2009-93	Freightliner Classic
2007-01	Freightliner Columbia	2003-01	Freightliner Columbia
2007-03	Freightliner Coronado	2001-94	Freightliner FL, FLC 112 / 120
2003-94	Freightliner FL, FLC 112 / 120	2007-93	Freightliner FLD 112 / 120
2003-99	Freightliner FL106	2006	International 1954
2007-93	Freightliner FLD 112 / 120	1999-93	International 2554
1999-93	International 5000-5900 Series Severe Service	2012-93	International 2300-2375 Series
2000-92	International 8100-8600 Heavy-Duty	2012-93	International 2574 / 2575 Series
2003-92	International 9100-9900 Heavy-Duty	2012-06	International 2654 Series
1994-93	Kenworth C500	2012-93	International 2674 / 2675 Series
1995-93	Kenworth K100	2012-06	International 3000-3900 Series Bus
1999-97	Kenworth T2000	2012-97	International 4000-4900 Series Medium-Duty
1996-93	Kenworth T400	2012-97	International 5000-5900 Series Severe Service
1996-93	Kenworth T450	2012-03	International 7100-7700 Severe Service
2003-93	Kenworth T600	2012-91	International 8100-8600 Heavy-Duty
2003-93	Kenworth T800	2007-96	International 9100-9900 Heavy-Duty
1997-93	Kenworth W900	2003-91	Kenworth C500
2007-88	Mack CH Series	1995-91	Kenworth K100
2007-90	Mack CL Series		

BUYERS GUIDE - STARTERS

YEAR MAKE / MODEL

YEAR MAKE / MODEL

19503N - continued

2003-97 Kenworth T2000
 2003-90 Kenworth T600
 2003-90 Kenworth T800
 2004-90 Kenworth W900
 2003-91 Peterbilt 357
 2003-91 Peterbilt 359
 1999-91 Peterbilt 362
 1999-91 Peterbilt 372
 2000-91 Peterbilt 375
 2003-91 Peterbilt 377
 2003-91 Peterbilt 378
 2003-91 Peterbilt 379
 2003-96 Peterbilt 385
 2003-99 Sterling A-Line A9500 / AT9500
 2005-01 Sterling Condor
 2003-99 Sterling L-Line 7500 / 8000 / 8500 / 9500
 2001-99 Sterling Silver Star Series
 2002-96 Volvo ACL42 / ACL64 Series
 2003-96 Volvo VNL Series
 2003-97 Volvo VNM Series
 2000-96 Volvo WA / WC / WG / WH / WI / WX Series
 2004-94 Western Star All Models (By Engine)

19504N

New Starter - Denso R5.0 OSGR, 5.0kW, 12V, CW, 11-Tooth Pinion



2003 Freightliner Argosy
 2008-03 Freightliner Business Class M2
 2008-01 Freightliner Century Class
 2008-01 Freightliner Classic
 2008-01 Freightliner Columbia
 2003-01 Freightliner FL, FLC 112 / 120
 2008-01 Freightliner FLD 112 / 120
 2007-03 Sterling A-Line A9500 / AT9500
 2008-03 Sterling L-Line 7500 / 8000 / 8500 / 9500
 2008-03 Western Star All Models (By Engine)

19505N

New Starter - Denso R5.0 OSGR, 5.0kW, 12V, CW, 10-Tooth Pinion



2007-00 Kenworth C500
 2007-97 Kenworth T2000
 2007-00 Kenworth T600
 2007-00 Kenworth T800
 2007-99 Kenworth W900
 2007-98 Peterbilt 357
 2007-97 Peterbilt 378
 2007-97 Peterbilt 379
 2007-06 Peterbilt 386
 2007-00 Peterbilt 387
 2007-04 Peterbilt 389

19506N

New Starter - Denso R5.0 OSGR, 5.0kW, 12V, CW, 10-Tooth Pinion



2002-94 Volvo ACL42 / ACL64 Series
 2007-01 Volvo VHD Series
 2007-97 Volvo VNL Series
 2007-97 Volvo VNM Series
 2001-94 Volvo WA / WC / WG / WH / WI / WX Series

19507N

New Starter - Denso R5.0 OSGR, 5.0kW, 12V, CW, 10-Tooth Pinion



2006-04 Freightliner Century Class
 2006-04 Freightliner Classic
 2006-04 Freightliner Columbia
 2006-04 Freightliner Coronado

19516N

New Starter - Denso OSGR, 5.5kW, 24V, CW, 11-Tooth Pinion



All Isuzu 6SD1 Engine

19524N

New Starter - Mitsubishi PLGR, 12V, CW, 12-Tooth Pinion



2003 Freightliner Argosy
 2008-03 Freightliner Business Class M2
 2008-01 Freightliner Century Class
 2007-01 Freightliner Classic
 2008-01 Freightliner Columbia
 2003-01 Freightliner FL, FLC 112 / 120
 2008-01 Freightliner FLD 112 / 120
 2003-98 Peterbilt 320
 2003-98 Peterbilt 330
 1999-98 Peterbilt 357
 1999-98 Peterbilt 375
 2003-98 Peterbilt 379
 2008-03 Sterling A-Line A9500 / AT9500
 2008-03 Sterling L-Line 7500 / 8000 / 8500 / 9500

BUYERS GUIDE - STARTERS

YEAR MAKE / MODEL

19524N - continued
2008-02 Western Star All Models (By Engine)

19535N

New Starter - Mitsubishi PLGR, 7.5kW, 24V, CW, 11-Tooth Pinion



2007-99 Prevost Bus Models (By Engine)

19536N

New Starter - Starter - Mitsubishi PLGR, 5.5kW, 12V, CW, 11-Tooth Pinion



2010-04 Mack CH Series
2010-04 Mack CL Series
2010-06 Mack CT / CTP Series
2007-04 Mack CV Series
2005-04 Mack CX Series (Vision)
2010-04 Mack DM / DMM Series
2008-04 Mack Granite Series
2010-04 Mack MR Series
2010-04 Mack RB Series
2010-04 Mack RD Series

19538N

New Starter - Mitsubishi PLGR, 5.5kW, 24V, CW, 12-Tooth Pinion



2006-01 Volvo B12B
2006-01 Volvo B12M
2013-93 Volvo FH12
2006-98 Volvo FM12

19550N

New Starter - Denso OSGR, 4.0kW, 12V, CW, 10-Tooth Pinion



All Thomas Built Bus MVP-EF
All Thomas Built Bus Type D - Saf-T-Liner-EF
All Thomas Built Bus Type D - Saf-T-Liner-ER
All Thomas Built Bus Type D - Saf-T-Liner-HDX

YEAR MAKE / MODEL

19551N
New Starter - Starter - Denso OSGR, 4.0kW, 12V, CW, 13-Tooth Pinion



1998 Thomas Built Bus MVP-EF
1998 Thomas Built Bus SLF 200

19554N

New Starter - Denso OSGR, 1.4kW, 12V, CW, 9-Tooth Pinion



2006-96 Lister-Petter LPW3

19637N

New Starter - Starter - Bosch PLGR, 4.0kW, 24V, CW, 9-Tooth Pinion



2006-01 Mercedes-Benz L 1218
2006-00 Mercedes-Benz Unimog U-300
2006-00 Mercedes-Benz Unimog U-400
2006-00 Mercedes-Benz Unimog U-500
2003-00 Mercedes-Benz Unitog U-300
2006-00 Mercedes-Benz Unitog U-400
2006-00 Mercedes-Benz Unitog U-500

19722N

New Starter - Bosch 231 Series PLGR, 4.0kW, 24V, CW, 9-Tooth Pinion



2001-91 Mercedes-Benz LK 1324L
1992-91 Mercedes-Benz Unimog U-1000
2006-91 Mercedes-Benz Unimog U-1200
2001-91 Mercedes-Benz Unimog U-1200T
2006-91 Mercedes-Benz Unimog U-1250
2006-91 Mercedes-Benz Unimog U-1250L
2006-91 Mercedes-Benz Unimog U-1300L
2006-91 Mercedes-Benz Unimog U-1350L
2000-91 Mercedes-Benz Unimog U-1400
2000-91 Mercedes-Benz Unimog U-1400T
2000-88 Mercedes-Benz Unimog U-1450
2006-94 Mercedes-Benz Unimog U-1450L
2006-88 Mercedes-Benz Unimog U-1550L
2006-88 Mercedes-Benz Unimog U-1600

BUYERS GUIDE - STARTERS

YEAR MAKE / MODEL

YEAR MAKE / MODEL

19722N - continued

2001-91 Mercedes-Benz Unimog U-1650
 2001-91 Mercedes-Benz Unimog U-1650L
 2006-84 Mercedes-Benz Unimog U-1700
 1988-84 Mercedes-Benz Unimog U-1700L
 2006-91 Mercedes-Benz Unimog U-1700T
 2006-91 Mercedes-Benz Unimog U-1750
 2006-91 Mercedes-Benz Unimog U-1750L
 2006-91 Mercedes-Benz Unimog U-1800T
 2006-91 Mercedes-Benz Unimog U-1850
 2006-91 Mercedes-Benz Unimog U-1850L
 2006-89 Mercedes-Benz Unimog U-2100
 2006-89 Mercedes-Benz Unimog U-2100L
 2001-89 Mercedes-Benz Unimog U-2100T
 2006-89 Mercedes-Benz Unimog U-2150
 2006-89 Mercedes-Benz Unimog U-2150L
 2006-91 Mercedes-Benz Unimog U-2400
 2006-91 Mercedes-Benz Unimog U-2400TG
 2006-93 Mercedes-Benz Unimog U-2450

19784N

New Starter - Bosch 416 Series DD, 5.4kW, 24V, CW, 11-Tooth Pinion



1989 Iveco Aifo Series

19801N

New Starter - Bosch PLGR, 5.5kW, 24V, CW, 12-Tooth Pinion



1991-86 Iveco 110.16A
 1991-86 Iveco 130.16A
 1991-86 Iveco 80.16A

19842N

New Starter - Mitsubishi OSGR, 3.2kW, 24V, CW, 10-Tooth Pinion



1988-81 Nissan ED33

19938N

New Starter - Nikko OSGR, 7.5kW, 24V, CW, 11-Tooth Pinion



1999-93 Komatsu HD465-5

19956N

New Starter - Sawafuji OSGR, 5.0kW, 24V, CW, 11-Tooth Pinion



2003-99 Hino FD1J

30028N

New Starter - Mitsubishi PLGR, 5.5kW, 24V, CW, 12-Tooth Pinion



2006-97 Renault Premium

30104N

New Starter - Bosch 368 Series DD, 4.0kW, 24V, CW, 11-Tooth Pinion



1990 Schluter Euro Trac

30107N

New Starter - Bosch 372 Series DD, 6.2kW, 24V, CW, 11-Tooth Pinion



2010-97 DAF 95 XF

BUYERS GUIDE - STARTERS

YEAR MAKE / MODEL

30110N

New Starter - Bosch 372 Series DD, 6.2kW, 24V, CW, 11-Tooth Pinion



2010-96 Mercedes-Benz Actros
2006-01 Mercedes-Benz Travego

30111N

New Starter - Bosch 372 Series DD, 6.2kW, 24V, CW, 11-Tooth Pinion



2010-96 Mercedes-Benz Actros
2013-01 Mercedes-Benz Travego

30111N-DR

New Starter - Delco 39MT PLGR, 24V, CW, 12-Tooth Pinion



2010-96 Mercedes-Benz Actros
2006-01 Mercedes-Benz Travego

30115N

New Starter - Bosch 368 Series DD, 4.0kW, 24V, CW, 10-Tooth Pinion



1998 Star 8.125
1998 Star 12.155
1998 Star 12.157

30127N

New Starter - Bosch 231 Series PLGR, 4.0kW, 24V, CW, 10-Tooth Pinion



1991-85 Iveco 110.17
1990 Renault Buses
1990-83 Renault G170
1991-75 Renault JE13

YEAR MAKE / MODEL

30127N - continued

1991-83 Renault JE15
1990-75 Renault JE9/11
2001-82 Renault Midliner
2013-00 Renault Midlum
2006-96 Renault Premium
1991-85 Renault S130
1986-83 Renault S150

30128N

New Starter - Bosch 231 Series PLGR, 4.0kW, 24V, CW, 10-Tooth Pinion



1998 Star 8.125
1998 Star 12.155
1998 Star 12.157

30740N

New Starter - Mitsubishi PLGR, 5.5kW, 24V, CW, 11-Tooth Pinion



2013-97 Renault Kerax
2006-98 Renault Premium

3103N

New Starter - Ford DD, 6V, CW, 10-Tooth Pinion



1953 Ford F-250 Pickup
1953 Ford F-350 Pickup

3110N

New Starter - Ford DD, 6V, CW, 9-Tooth Pinion



1955-54 Ford F-250 Pickup
1955-54 Ford F-350 Pickup

BUYERS GUIDE - STARTERS

YEAR MAKE / MODEL

3115N

New Starter - Ford DD, 12V, CW, 9-Tooth Pinion



1961-57 Ford F-250 Pickup
1961-57 Ford F-350 Pickup

3123N

New Starter - Ford DD, 12V, CW, 9-Tooth Pinion



1964-62 Ford All Models (By Engine) - Prior to 1982
1964-62 Ford F-250 Pickup
1964-62 Ford F-350 Pickup
1964-62 Ford P-350

3124N

New Starter - Ford 4-1/2 DD, 12V, CW, 9-Tooth Pinion



1974-68 Ford E-200 Econoline
1977-75 Ford E-250 Econoline
1977-75 Ford E-250 Econoline Club Wagon
1974-68 Ford E-300 Econoline
1977-75 Ford E-350 Econoline
1977 Ford E-350 Econoline Club Wagon
1977-75 Ford F-250
1974-65 Ford F-250 Pickup
1977-75 Ford F-350
1974-65 Ford F-350 Pickup
1973-68 Ford P-100
1976-65 Ford P-350
1976-75 Ford P-400
1977-75 Ford P-500

3131N

New Starter - Ford 4-1/2 DD, 12V, CW, 9-Tooth Pinion



1978-64 Ford All Models (By Engine) - Prior to 1982
1970-68 Ford E-200 Econoline
1970-69 Ford E-300 Econoline
1976-75 Ford F-250

YEAR MAKE / MODEL

3131N - continued

1974-62 Ford F-250 Pickup
1976-75 Ford F-350
1974-62 Ford F-350 Pickup
1976-75 Ford F-500
1967-61 Ford P-100
1976-62 Ford P-350
1976-75 Ford P-400
1977-75 Ford P-500

3132N

New Starter - Ford, 12V, CW, 9-Tooth Pinion



1974-68 Ford E-200 Econoline
1977-75 Ford E-250 Econoline
1977-75 Ford E-250 Econoline Club Wagon
1974-68 Ford E-300 Econoline
1977-75 Ford E-350 Econoline
1977 Ford E-350 Econoline Club Wagon
1977-75 Ford F-250
1974-65 Ford F-250 Pickup
1977-75 Ford F-350
1974-65 Ford F-350 Pickup
1973-68 Ford P-100
1976-65 Ford P-350
1976-75 Ford P-400
1977-75 Ford P-500

3142N

New Starter - Ford 4-1/2 DD, 12V, CW, 9-Tooth Pinion



1977-75 Ford E-250 Econoline
1977-75 Ford E-250 Econoline Club Wagon
1977-75 Ford E-350 Econoline
1977 Ford E-350 Econoline Club Wagon
1977-75 Ford F-250
1974-73 Ford F-250 Pickup
1977-75 Ford F-350
1974-73 Ford F-350 Pickup

3152N

New Starter - Ford 4-1/2 MOD DD, 12V, CW, 9-Tooth Pinion



1981-77 Ford E-250 Econoline
1991-77 Ford E-250 Econoline Club Wagon
1991-77 Ford E-350 Econoline
1991-77 Ford E-350 Econoline Club Wagon

BUYERS GUIDE - STARTERS

YEAR MAKE / MODEL

YEAR MAKE / MODEL

3152N - continued

1991-88 Ford F Super Duty
 1991-77 Ford F-250
 1991-77 Ford F-350
 1991-88 Ford F53

3153N

New Starter - Ford 4-1/2 MOD DD, 12V, CW, 9-Tooth Pinion



1991-77 Ford E-250 Econoline
 1991-77 Ford E-250 Econoline Club Wagon
 1991-77 Ford E-350 Econoline
 1991-77 Ford E-350 Econoline Club Wagon
 1991-77 Ford F-250
 1991-77 Ford F-350

3165N

New Starter - Ford 4-1/2 MOD, 12V, CW, 9-Tooth Pinion



1991-82 Ford B600
 1991-82 Ford B700
 1991-82 Ford B800
 1991-82 Ford F600
 1991-82 Ford F700
 1991-82 Ford F800
 1991-82 Ford F900

3180N

New Starter - Ford 4 MOD II DD, 12V, CW, 9-Tooth Pinion



1991-83 Ford E-250 Econoline
 1991-83 Ford E-250 Econoline Club Wagon
 1991-83 Ford E-350 Econoline
 1991-83 Ford E-350 Econoline Club Wagon
 1991-83 Ford F-250
 1991-83 Ford F-350

3185N

New Starter - Ford 4 MOD II DD, 12V, CW, 9-Tooth Pinion



1991-77 Ford E-250 Econoline
 1991-77 Ford E-250 Econoline Club Wagon
 1991-77 Ford E-350 Econoline
 1991-77 Ford E-350 Econoline Club Wagon
 1991-77 Ford F-250
 1991-77 Ford F-350

3234N

New Starter - Ford PMGR PMGR, 1.5kW, 12V, CW, 10-Tooth Pinion



1998-92 Ford B600
 1998-92 Ford B700
 1998-92 Ford B800
 1994-92 Ford F600
 1998-92 Ford F700
 1998-97 Ford F800

3241N

New Starter - Ford PMGR PMGR, 1.4kW, 12V, CW, 10-Tooth Pinion



1996-92 Ford E-250 Econoline
 1996-92 Ford E-350 Econoline
 1996-92 Ford E-350 Econoline Club Wagon
 1996 Ford Econoline Super Duty
 1997-92 Ford F-250
 1997-92 Ford F-350
 1996-93 Ford P-350

3246N

New Starter - Ford PMGR PMGR, 1.5kW, 12V, CW, 10-Tooth Pinion



1996-92 Ford E-350 Econoline
 1996-92 Ford E-350 Econoline Club Wagon
 1996 Ford Econoline Super Duty
 1997-92 Ford F Super Duty
 1997-92 Ford F-250

BUYERS GUIDE - STARTERS

YEAR MAKE / MODEL

3246N - continued

1997-92 Ford F-350
1997-92 Ford F53

3247N

New Starter - Ford PMGR PMGR, 1.5kW, 12V, CW, 10-Tooth Pinion



1996-92 Ford E-350 Econoline
1996-92 Ford E-350 Econoline Club Wagon
1996 Ford Econoline Super Duty
1997-92 Ford F Super Duty
1997-92 Ford F-250
1997-92 Ford F-350
1997-92 Ford F53

3248R

Reman Starter - Chrysler DD, 12V, CW, 9-Tooth Pinion



1977-63 Dodge All Models (By Engine)
1972-71 Dodge B200 Van
1968 Dodge D200 Pickup
1967-63 Dodge D200 Series
1968 Dodge D300 Pickup
1967-63 Dodge D300 Series
1968 Dodge W200 Pickup
1967-63 Dodge W200 Series
1968 Dodge W300 Pickup
1967-63 Dodge W300 Series

3252R

Reman Starter - Starter - Chrysler DD, 12V, CW, 9-Tooth Pinion

**PHOTOGRAPH
NOT AVAILABLE
AT THIS TIME**

1976-63 Dodge All Models (By Engine)

3267N

New Starter - Ford PMGR PMGR, 1.4kW, 12V, CW, 12-Tooth Pinion



2013-03 Ford E-250
2002-97 Ford E-250 Econoline
2005-04 Ford E-250 Super Duty
2003 Ford E-350
2005-03 Ford E-350 Club Wagon

YEAR MAKE / MODEL

3267N - continued

2002-97 Ford E-350 Econoline
2002-97 Ford E-350 Econoline Club Wagon
2013-04 Ford E-350 Super Duty
2002-00 Ford E-450 Econoline Super Duty
2002-00 Ford E-450 Econoline Super Duty Stripped
2013-03 Ford E-450 Super Duty
2003 Ford E-450 Super Duty Stripped Chassis
2002 Ford E-550 Econoline Super Duty
2003 Ford E-550 Super Duty
1999-97 Ford Econoline Super Duty
1998-97 Ford F-250
2010-09 Ford F-250 Super Duty
2010-09 Ford F-350 Super Duty
2009 Ford F-550 Super Duty

3268N

New Starter - Ford PMGR PMGR, 1.4kW, 12V, CW, 10-Tooth Pinion



2003 Ford E-250
2002-92 Ford E-250 Econoline
1996-92 Ford E-350 Econoline
1996-92 Ford E-350 Econoline Club Wagon
1996 Ford Econoline Super Duty
1997-92 Ford F-250
1997-92 Ford F-350

3288N

New Starter - Delco 40MT DD, 24V, CCW, 11-Tooth Pinion



All Waukesha F-1197
All Waukesha F-1905
All Waukesha F-2894
All Waukesha F-2895
All Waukesha F-3521
All Waukesha H-1077
All Waukesha L-1616
All Waukesha L-5100D
All Waukesha L-5108G
All Waukesha L-5790
All Waukesha L-5890
All Waukesha L-7042G





3290N

New Starter - Delco 40MT DD, 12V, CCW, 11-Tooth Pinion



1988-87 Cummins Engines C Series

BUYERS GUIDE - STARTERS

YEAR	MAKE / MODEL	YEAR	MAKE / MODEL
3290N - continued		3339N - continued	
1985-83	Cummins Engines V Series	1983-77	International Cargostar
33307N		1979-75	International Fleetstar
New Starter - Mitsubishi PLGR, 12V, CW, 11-Tooth Pinion		1979-77	International Loadstar
		1983-77	International Paystar
2013-97	Renault Kerax	1983-77	International S Series
33311N		1983	International Transtar
New Starter - Starter - Mitsubishi PLGR, 5.5kW, 24V, CW, 11-Tooth Pinion		1974-68	Kenworth All Models (By Engine) - Prior to 1975
		1985-84	Kenworth C500
2012-05	Renault Kerax	1985-84	Kenworth K100
2012-01	Volvo FM9	1985-84	Kenworth L700
3339N		1985-84	Kenworth W900
New Starter - Delco 40MT DD, 12V, CW, 12-Tooth Pinion		1981-67	Mack DM / DMM Series
		1978-67	Mack MB Series
1979-68	Autocar All Models (By Engine)	1981-67	Mack R Series
1977-69	Caterpillar 1140	1978-72	Peterbilt All Models (By Engine)
1977-69	Caterpillar 1145	1964-63	Waukesha 135
1977-69	Caterpillar 1150	1985-74	Western Star All Models (By Engine)
1977-69	Caterpillar 1160	1983-74	White All Models (By Engine)
1970-68	Caterpillar 1670	3510MN	
1974-68	Caterpillar 1673	New Starter - Delco 10MT DD, 12V, CW, 9-Tooth Pinion, 10mm Mtg.	
1974-67	Caterpillar 1674		
1970-65	Caterpillar 1676	1986-82	Chevrolet C20
1982-79	Chevrolet C6D	1986-82	Chevrolet C20 Suburban
1983-79	Chevrolet C7D	1994-88	Chevrolet C2500
1985-83	Cummins Engines V Series	1994-92	Chevrolet C2500 Suburban
1982-67	Ford All Models (By Engine) - Prior to 1982	1986-82	Chevrolet C30
1984-82	Ford B600	1994-88	Chevrolet C3500
1984-82	Ford B700	1994-91	Chevrolet C3500HD
1984-82	Ford B800	1994-82	Chevrolet G20
1984-82	Ford F600	1994-82	Chevrolet G30
1984-82	Ford F700	1986-84	Chevrolet K20
1984-82	Ford F800	1986-82	Chevrolet K20 Suburban
1984-82	Ford F900	1994-88	Chevrolet K2500
1985-83	Ford L6000	1994	Chevrolet K2500 Suburban
1985-83	Ford L7000	1986-84	Chevrolet K30
1985-83	Ford L8000	1994-88	Chevrolet K3500
1985-83	Ford L9000	1989-82	Chevrolet P20
1984-79	Freightliner FL, FLC 112 / 120	1994-82	Chevrolet P30
1984-83	Freightliner FLT Series	1988-87	Chevrolet R20
1972-70	Freightliner WF (C,P,T) Series	1988-87	Chevrolet R20 Suburban
1982-79	GMC C6D	1989	Chevrolet R2500
1983-79	GMC C7D	1991-89	Chevrolet R2500 Suburban
1983-79	International 2554 / 2564 Series	1988-87	Chevrolet R30
		1991-89	Chevrolet R3500
		1987	Chevrolet V20
		1988-87	Chevrolet V20 Suburban
		1990-89	Chevrolet V2500 Suburban
		1988-87	Chevrolet V30
		1991-89	Chevrolet V3500
		1994-82	GMC C2500
		1994-82	GMC C2500 Suburban
		1994-82	GMC C3500
		1994-91	GMC C3500HD
		1994-82	GMC G2500
		1994-82	GMC G3500
		1994-84	GMC K2500
		1994-82	GMC K2500 Suburban
		1994-84	GMC K3500
		1989-82	GMC P2500
		1994-82	GMC P3500

BUYERS GUIDE - STARTERS

YEAR MAKE / MODEL

3510MN - *continued*
 1989-87 GMC R2500
 1991-87 GMC R2500 Suburban
 1991-87 GMC R3500
 1987 GMC V2500
 1990-87 GMC V2500 Suburban
 1991-87 GMC V3500

3510N

New Starter - Delco 10MT DD, 12V, CW, 9-Tooth Pinion, 3/8 in. Mtg.



1981-75 Chevrolet C20
 1974-72 Chevrolet C20 Pickup
 1981-72 Chevrolet C20 Suburban
 1981-75 Chevrolet C30
 1974-72 Chevrolet C30 Pickup
 1981-75 Chevrolet G20
 1974-70 Chevrolet G20 Van
 1981-75 Chevrolet G30
 1974-72 Chevrolet G30 Van
 1981-75 Chevrolet K20
 1974-72 Chevrolet K20 Pickup
 1981-72 Chevrolet K20 Suburban
 1981-77 Chevrolet K30
 1974-72 Chevrolet K30 Pickup
 1981-75 Chevrolet P20
 1974-72 Chevrolet P20 Van
 1981-75 Chevrolet P30
 1974-72 Chevrolet P30 Van
 1978-75 GMC C25
 1978-75 GMC C25 Suburban
 1974-72 GMC C25/C2500 Pickup
 1974-72 GMC C25/C2500 Suburban
 1981-79 GMC C2500
 1981-79 GMC C2500 Suburban
 1978-75 GMC C35
 1974-72 GMC C35/C3500 Pickup
 1981-79 GMC C3500
 1978-75 GMC G25
 1974-70 GMC G25/G2500 Van
 1981-79 GMC G2500
 1978-75 GMC G35
 1974-70 GMC G35/G3500 Van
 1981-79 GMC G3500
 1978-75 GMC K25
 1978-75 GMC K25 Suburban
 1974-72 GMC K25/K2500 Pickup
 1974-72 GMC K25/K2500 Suburban
 1981-79 GMC K2500
 1981-79 GMC K2500 Suburban
 1978-77 GMC K35
 1974-72 GMC K35/K3500 Pickup
 1981-79 GMC K3500
 1978-75 GMC P25
 1974-72 GMC P25/P2500 Van
 1981-79 GMC P2500
 1978-75 GMC P35
 1974-72 GMC P35/P3500 Van
 1981-79 GMC P3500

YEAR MAKE / MODEL



3510N-PG

New Starter - Delco PG260L PMGR, 12V, CW, 11-Tooth Pinion



1981-75 Chevrolet C20
 1974-72 Chevrolet C20 Pickup
 1981-72 Chevrolet C20 Suburban
 1981-75 Chevrolet C30
 1974-72 Chevrolet C30 Pickup
 1981-75 Chevrolet G20
 1974-70 Chevrolet G20 Van
 1981-75 Chevrolet G30
 1974-72 Chevrolet G30 Van
 1981-75 Chevrolet K20
 1974-72 Chevrolet K20 Pickup
 1981-72 Chevrolet K20 Suburban
 1981-77 Chevrolet K30
 1974-72 Chevrolet K30 Pickup
 1981-75 Chevrolet P20
 1974-72 Chevrolet P20 Van
 1981-75 Chevrolet P30
 1974-72 Chevrolet P30 Van
 1978-75 GMC C25
 1978-75 GMC C25 Suburban
 1974-72 GMC C25/C2500 Pickup
 1974-72 GMC C25/C2500 Suburban
 1981-79 GMC C2500
 1981-79 GMC C2500 Suburban
 1978-75 GMC C35
 1974-72 GMC C35/C3500 Pickup
 1981-79 GMC C3500
 1978-75 GMC G25
 1974-70 GMC G25/G2500 Van
 1981-79 GMC G2500
 1978-75 GMC G35
 1974-70 GMC G35/G3500 Van
 1981-79 GMC G3500
 1978-75 GMC K25
 1978-75 GMC K25 Suburban
 1974-72 GMC K25/K2500 Pickup
 1974-72 GMC K25/K2500 Suburban
 1981-79 GMC K2500
 1981-79 GMC K2500 Suburban
 1978-77 GMC K35
 1974-72 GMC K35/K3500 Pickup
 1981-79 GMC K3500
 1978-75 GMC P25
 1974-72 GMC P25/P2500 Van
 1981-79 GMC P2500
 1978-75 GMC P35
 1974-72 GMC P35/P3500 Van
 1981-79 GMC P3500

BUYERS GUIDE - STARTERS

YEAR	MAKE / MODEL	YEAR	MAKE / MODEL
3533R		3533R - continued	
Reman Starter - Delco SD300 DD, 12V, CW, 9-Tooth Pinion			
			
1991-79	Chevrolet B60	1982-79	GMC J9C Bruin
1970	Chevrolet C20 Pickup	1978-76	GMC JE70
1970	Chevrolet C20 Suburban	1978-76	GMC JE80
1970	Chevrolet C30 Pickup	1970	GMC K25/K2500 Pickup
1990-79	Chevrolet C50	1970	GMC K25/K2500 Suburban
1995-90	Chevrolet C5500 Kodiak	1970	GMC K35/K3500 Pickup
1989-79	Chevrolet C5D	1990	GMC P6500
1990-80	Chevrolet C60	1991	GMC T5500
1990	Chevrolet C60 Kodiak	1991	GMC T6500
1995-90	Chevrolet C6500 Kodiak	1991	GMC T7500
1989-79	Chevrolet C6D	1978-76	GMC TE5500
1990-79	Chevrolet C70	1978-77	GMC TE6000
1990	Chevrolet C70 Kodiak	1978-76	GMC TE6500
1990	Chevrolet C7500 Kodiak	1990	GMC Topkick C8500
1990	Chevrolet C80	1982-79	GMC W6
1978-76	Chevrolet CE50	1982-79	GMC W7
1978-76	Chevrolet CE60		
1980-78	Chevrolet CS60	3560R	
1978-76	Chevrolet HE70	Reman Starter - Starter - Delco 10MT Series DD, 12V, CW, 9-Tooth Pinion	
1978-76	Chevrolet HE80		
1982-79	Chevrolet J8C Bruin	1972-62	Chevrolet C20 Pickup
1982-79	Chevrolet J9C Bruin	1972-62	Chevrolet C20 Suburban
1978-76	Chevrolet JE70	1972-62	Chevrolet C30 Pickup
1978-76	Chevrolet JE80	1969-63	Chevrolet C40
1970	Chevrolet K20 Pickup	1969-66	Chevrolet CE40
1970	Chevrolet K20 Suburban	1974-66	Chevrolet CE50
1970	Chevrolet K30 Pickup	1975-66	Chevrolet CE60
1990	Chevrolet Kodiak C8500	1974-73	Chevrolet HE70
1990	Chevrolet P6000	1974-73	Chevrolet HE80
1991	Chevrolet T5500	1974-73	Chevrolet JE70
1991	Chevrolet T6500	1974-73	Chevrolet JE80
1991	Chevrolet T7500	1972-62	Chevrolet K20 Pickup
1978-76	Chevrolet TE50	1972-62	Chevrolet K20 Suburban
1978-77	Chevrolet TE60	1972-68	Chevrolet K30 Pickup
1978-76	Chevrolet TE65	1965-62	Chevrolet P20 Series
1982-79	Chevrolet W6	1969-68	Chevrolet P20 Van
1982-79	Chevrolet W7	1965-62	Chevrolet P30 Series
1991-79	GMC B6000	1972-68	Chevrolet P30 Van
1970	GMC C25/C2500 Pickup	1975	Chevrolet SE60
1970	GMC C25/C2500 Suburban	1974-66	Chevrolet TE50
1970	GMC C35/C3500 Pickup	1974-66	Chevrolet TE60
1990-79	GMC C5000	1974-71	Chevrolet TE65
1990	GMC C5000 Topkick	1972-66	GMC C25/C2500 Pickup
1995-90	GMC C5500 Topkick	1972-68	GMC C25/C2500 Suburban
1989-79	GMC C5D	1966	GMC C35 Pickup
1990-80	GMC C6000	1972-67	GMC C35/C3500 Pickup
1990	GMC C6000 Topkick	1969-66	GMC C40
1995-90	GMC C6500 Topkick	1969-66	GMC CE4500
1989-79	GMC C6D	1974-66	GMC CE5000
1990-79	GMC C7000	1975-66	GMC CE6000
1990	GMC C7000 Topkick	1967	GMC G25/G2500 Van
1990	GMC C7500 Topkick	1967	GMC G35/G3500 Van
1990	GMC C80	1974-73	GMC HE70
1978-76	GMC CE5000	1974-73	GMC HE80
1978-76	GMC CE6000	1974-73	GMC JE70
1980-78	GMC CS6000	1974-73	GMC JE80
1978-76	GMC HE70	1966	GMC K25 Pickup
1978-76	GMC HE80	1972-67	GMC K25/K2500 Pickup
1982-79	GMC J8C Bruin	1972-68	GMC K25/K2500 Suburban
		1966	GMC K35 Pickup
		1972-67	GMC K35/K3500 Pickup

BUYERS GUIDE - STARTERS

YEAR MAKE / MODEL

3560R - continued

1971-67 GMC P25/P2500 Van
 1971-67 GMC P35/P3500 Van
 1975 GMC SE6000
 1974-66 GMC TE5500
 1974-66 GMC TE6000
 1974-71 GMC TE6500

3601R

Reman Starter - Starter - Delco 25MT Series DD, 12V, CW, 10-Tooth Pinion



1979-78 Chevrolet C20 Suburban
 1978 Chevrolet C30
 1979-78 Chevrolet K20
 1979-78 Chevrolet K20 Suburban
 1979-78 Chevrolet K30
 1978 GMC C25
 1978 GMC C25 Suburban
 1979 GMC C2500
 1978 GMC C35
 1979 GMC C3500
 1978 GMC K25
 1978 GMC K25 Suburban
 1979 GMC K2500
 1979 GMC K2500 Suburban
 1978 GMC K35
 1979 GMC K3500

3627R

Reman Starter - Delco 10MT DD, 12V, CW, 9-Tooth Pinion



1971-68 Chevrolet C20 Pickup
 1971-68 Chevrolet C20 Suburban
 1971-68 Chevrolet C30 Pickup
 1972-69 Chevrolet CE40
 1975-69 Chevrolet CE50
 1975-69 Chevrolet CE60
 1971-68 Chevrolet G20 Van
 1971-70 Chevrolet G30 Van
 1971-68 Chevrolet K20 Pickup
 1971-68 Chevrolet K20 Suburban
 1971-68 Chevrolet K30 Pickup
 1971-70 Chevrolet P20 Van
 1971-70 Chevrolet P30 Van
 1972-69 Chevrolet TE50
 1975-69 Chevrolet TE60
 1971-68 GMC C25/C2500 Pickup
 1971-68 GMC C25/C2500 Suburban
 1971-68 GMC C35/C3500 Pickup
 1972-69 GMC CE4500
 1975-69 GMC CE5000
 1975-69 GMC CE6000
 1971-68 GMC G25/G2500 Van
 1971-70 GMC G35/G3500 Van

YEAR MAKE / MODEL

3627R - continued

1971-68 GMC K25/K2500 Pickup
 1971-68 GMC K25/K2500 Suburban
 1971-68 GMC K35/K3500 Pickup
 1971-70 GMC P25/P2500 Van
 1971-70 GMC P35/P3500 Van
 1975 GMC SE6000
 1972-69 GMC TE5500
 1975-69 GMC TE6000

3630R

Reman Starter - Starter - Delco SD300 Series DD, 12V, CW, 9-Tooth Pinion



1961 Chevrolet C20 Pickup
 1961 Chevrolet C30 Pickup
 1961 Chevrolet C40
 1961 Chevrolet K20 Pickup





3631N-PG

New Starter - Delco PG260M PMGR, 12V, CW, 11-Tooth Pinion



1974-63 Chevrolet C20 Pickup
 1974-63 Chevrolet C20 Suburban
 1974-63 Chevrolet C30 Pickup
 1964-63 Chevrolet C40
 1972-63 Chevrolet CE40
 1978-63 Chevrolet CE50
 1970-63 Chevrolet CE60
 1970-63 Chevrolet CS50
 1969-63 Chevrolet CS60
 1974-67 Chevrolet G20 Van
 1974-70 Chevrolet G30 Van
 1974-63 Chevrolet K20 Pickup
 1974-63 Chevrolet K20 Suburban
 1974-68 Chevrolet K30 Pickup
 1967-62 Chevrolet P20 Series
 1974-68 Chevrolet P20 Van
 1967-62 Chevrolet P30 Series
 1973-68 Chevrolet P30 Van
 1967-63 Chevrolet T40
 1970-63 Chevrolet TE50
 1970-63 Chevrolet TE60
 1974-66 GMC C25/C2500 Pickup
 1974-68 GMC C25/C2500 Suburban
 1966 GMC C35 Pickup
 1974-67 GMC C35/C3500 Pickup
 1972-63 GMC CE4500
 1978-63 GMC CE5000
 1970-63 GMC CE6000
 1970-63 GMC CS5000
 1970-63 GMC CS6000
 1974-67 GMC G25/G2500 Van
 1974-67 GMC G35/G3500 Van
 1966 GMC K25 Pickup

BUYERS GUIDE - STARTERS

YEAR	MAKE / MODEL	YEAR	MAKE / MODEL
3631N-PG - continued		3686N	
1974-67	GMC K25/K2500 Pickup	New Starter - Delco 10MT DD, 12V, CW, 9-Tooth Pinion	
1974-68	GMC K25/K2500 Suburban		
1966	GMC K35 Pickup		
1974-67	GMC K35/K3500 Pickup		
1974-66	GMC P25/P2500 Van		
1973-66	GMC P35/P3500 Van		
1967-63	GMC T40		
1970-63	GMC TE6000		
3633N			
New Starter - Delco SD300 (10MT) Series, 12V, CW, 9-Tooth Pinion			
		1990-79	Chevrolet B60
1990-79	Chevrolet B60	1982-76	Chevrolet C20
1969-68	Chevrolet C20 Pickup	1974-60	Chevrolet C20 Pickup
1969-67	Chevrolet C20 Suburban	1982-61	Chevrolet C20 Suburban
1969-68	Chevrolet C30 Pickup	1982-76	Chevrolet C30
1990-79	Chevrolet C50	1974-60	Chevrolet C30 Pickup
1989-79	Chevrolet C5D	1964-60	Chevrolet C40
1990-79	Chevrolet C60	1990-80	Chevrolet C50
1989-79	Chevrolet C6D	1989-79	Chevrolet C5D
1970-63	Chevrolet CE40	1990-80	Chevrolet C60
1978-63	Chevrolet CE50	1989-79	Chevrolet C6D
1975-63	Chevrolet CE60	1990	Chevrolet C7500 Kodiak
1969-68	Chevrolet K20 Pickup	1972-63	Chevrolet CE40
1969-67	Chevrolet K20 Suburban	1978-63	Chevrolet CE50
1969-68	Chevrolet K30 Pickup	1976-63	Chevrolet CE60
1972-63	Chevrolet TE50	1972-71	Chevrolet CM60
1978-63	Chevrolet TE60	1980-63	Chevrolet CS50
1971-66	Chevrolet TE65	1980-63	Chevrolet CS60
1982-79	Chevrolet W6	1971-69	Chevrolet G20 Van
1982-79	Chevrolet W7	1971-70	Chevrolet G30 Van
1990-79	GMC B6000	1977-76	Chevrolet K20
1969-68	GMC C25/C2500 Pickup	1974-60	Chevrolet K20 Pickup
1969-68	GMC C25/C2500 Suburban	1977-61	Chevrolet K20 Suburban
1969-68	GMC C35/C3500 Pickup	1977	Chevrolet K30
1990-79	GMC C5000	1974-68	Chevrolet K30 Pickup
1989-79	GMC C5D	1989-76	Chevrolet P20
1990-79	GMC C6000	1967-61	Chevrolet P20 Series
1989-79	GMC C6D	1974-68	Chevrolet P20 Van
1970-63	GMC CE4500	1990-76	Chevrolet P30
1978-63	GMC CE5000	1967-61	Chevrolet P30 Series
1978-63	GMC CE6000	1974-68	Chevrolet P30 Van
1969-68	GMC K25/K2500 Pickup	1967-63	Chevrolet T40
1969-68	GMC K25/K2500 Suburban	1970-63	Chevrolet TE50
1969-68	GMC K35/K3500 Pickup	1978-63	Chevrolet TE60
1978-77	GMC SE6000	1972-71	Chevrolet TM65
1972-63	GMC TE5500	1972-71	Chevrolet TM70
1978-63	GMC TE6000	1972-71	Chevrolet TM80
1971-66	GMC TE6500	1982-79	Chevrolet W6
1982-79	GMC W6	1982-79	Chevrolet W7
1982-79	GMC W7	1990-79	GMC B6000
1968-67	White (Rio Division) All Models (By Engine)	1977-76	GMC C25
		1977-76	GMC C25 Suburban
		1974-66	GMC C25/C2500 Pickup
		1972-68	GMC C25/C2500 Suburban
		1982	GMC C2500
		1982	GMC C2500 Suburban
		1977-76	GMC C35
		1966	GMC C35 Pickup
		1974-67	GMC C35/C3500 Pickup
		1982	GMC C3500
		1990-80	GMC C5000
		1989-79	GMC C5D
		1990-80	GMC C6000
		1989-79	GMC C6D
		1990	GMC C7500 Topkick
		1972-63	GMC CE4500
		1978-63	GMC CE5000
		1978-63	GMC CE6000
		1972-71	GMC CM6000

BUYERS GUIDE - STARTERS

YEAR MAKE / MODEL

3686N - continued

1980-63 GMC CS5000
 1980-63 GMC CS6000
 1971-67 GMC G25/G2500 Van
 1971-67 GMC G35/G3500 Van
 1977-76 GMC K25
 1966 GMC K25 Pickup
 1977-76 GMC K25 Suburban
 1974-67 GMC K25/K2500 Pickup
 1972-68 GMC K25/K2500 Suburban
 1977 GMC K35
 1966 GMC K35 Pickup
 1974-67 GMC K35/K3500 Pickup
 1978-76 GMC P25
 1974-66 GMC P25/P2500 Van
 1989-79 GMC P2500
 1978-76 GMC P35
 1974-66 GMC P35/P3500 Van
 1990-79 GMC P3500
 1978-77 GMC SE6000
 1967-63 GMC T40
 1970-63 GMC TE5500
 1978-63 GMC TE6000
 1972-71 GMC TM6500
 1972-71 GMC TM7500
 1972-71 GMC TM80
 1982-79 GMC W6
 1982-79 GMC W7

3689N

New Starter - Delco SD300 (10MT) Series, 12V, CW, 9-Tooth Pinion



1972 Chevrolet C20 Pickup
 1972 Chevrolet C20 Suburban
 1972 Chevrolet C30 Pickup
 1977-76 Chevrolet CE50
 1977-76 Chevrolet CE60
 1972 Chevrolet G20 Van
 1972 Chevrolet G30 Van
 1977-76 Chevrolet HE70
 1977-76 Chevrolet HE80
 1977-76 Chevrolet JE70
 1977-76 Chevrolet JE80
 1972 Chevrolet K20 Pickup
 1972 Chevrolet K20 Suburban
 1972 Chevrolet K30 Pickup
 1977-76 Chevrolet TE50
 1976 Chevrolet TE60
 1977-76 Chevrolet TE65
 1972 GMC C25/C2500 Pickup
 1972 GMC C25/C2500 Suburban
 1972 GMC C35/C3500 Pickup
 1977-76 GMC CE5000
 1977-76 GMC CE6000
 1972 GMC G25/G2500 Van
 1972 GMC G35/G3500 Van
 1977-76 GMC HE70
 1977-76 GMC HE80
 1977-76 GMC JE70
 1977-76 GMC JE80
 1972 GMC K25/K2500 Pickup
 1972 GMC K25/K2500 Suburban

YEAR MAKE / MODEL

3689N - continued

1972 GMC K35/K3500 Pickup
 1976 GMC SE6000
 1977-76 GMC TE5500
 1976 GMC TE6000
 1977-76 GMC TE6500

3702N

New Starter - Delco 50MT DD, 24V, CCW, 11-Tooth Pinion



1970-68 Waukesha F-1197
 1970-68 Waukesha F-1905
 1966-63 Waukesha F-2894
 1989-68 Waukesha F-2895
 1970-68 Waukesha F-3521
 1970-68 Waukesha H-1077
 1970-68 Waukesha L-1616
 1970-68 Waukesha L-5100D
 1970-68 Waukesha L-5108G
 1970-68 Waukesha L-5790
 1970-68 Waukesha L-5890
 1970-68 Waukesha L-7042G

3720R

Reman Starter - Delco 35MT, 12V, CW, 10-Tooth Pinion

**PHOTOGRAPH
 NOT AVAILABLE
 AT THIS TIME**

1972-65 Dodge All Models (By Engine)



3725R

Reman Starter - Delco 25MT, 12V, CW, 10-Tooth Pinion



1981 Chevrolet C20
 1981-80 Chevrolet C20 Suburban
 1981-80 Chevrolet C30
 1981-80 Chevrolet K20
 1981-80 Chevrolet K20 Suburban
 1981-80 Chevrolet K30
 1981 GMC C2500
 1980 GMC C2500 Suburban
 1981 GMC C3500
 1981 GMC K2500
 1981-80 GMC K2500 Suburban
 1981 GMC K3500

BUYERS GUIDE - STARTERS

YEAR	MAKE / MODEL	YEAR	MAKE / MODEL
3733N		3745N - continued	
New Starter - Delco 10MT DD, 12V, CW, 9-Tooth Pinion, 10mm Mtg.			
			
1982	Chevrolet C20 Suburban	1970-65	Autocar DC-9264
1989	Chevrolet C2500	1970-65	Autocar DC-9364
1986-82	Chevrolet K20	1970-63	Autocar DC-9564
1986-82	Chevrolet K20 Suburban	1970-63	Autocar DC-9564MS
1994-88	Chevrolet K2500	1970-63	Autocar DC-9764
1993-92	Chevrolet K2500 Suburban	1970-63	Autocar DC-9964
1986-82	Chevrolet K30	1970-63	Autocar DCU-7064T / TL
1993-88	Chevrolet K3500	1970-63	Autocar DCU-70T / TL
1987	Chevrolet V20	1970-63	Autocar DCU-75T
1988-87	Chevrolet V20 Suburban	1964-63	Autocar DCV-7264T / TL
1991-89	Chevrolet V2500 Suburban	1964-63	Autocar DCV-72T
1988-87	Chevrolet V30	1967-65	Caterpillar 1670
1991-89	Chevrolet V3500	1967-64	Caterpillar 1673
1989	GMC C2500	1985-83	Cummins Engines 855 Series
1984-82	GMC C2500 Suburban	1990-83	Cummins Engines L Series
1994-82	GMC K2500	1985-83	Cummins Engines V Series
1993-82	GMC K2500 Suburban	1973-66	Ford All Models (By Engine) - Prior to 1982
1993-82	GMC K3500	1969-63	Freightliner All Models (By Engine) - Prior to 1970
1987	GMC V2500	1984-79	Freightliner FL, FLC 112 / 120
1991-87	GMC V2500 Suburban	1984-83	Freightliner FLT Series
1991-87	GMC V3500	1978-70	Freightliner WF (C,P,T) Series
		1987-81	International 2200-2275 Series
		1987-81	International 2574 / 2575 Series
		1987-82	International 2674 / 2675 Series
		1987-86	International 9100-9900 Heavy-Duty
		1971-63	International All Models (By Engine) - Prior to 1971
		1983-77	International Paystar
		1987-80	International S Series
		1987-71	International Transtar
		1974-71	International Unitstar
		1974-61	Kenworth All Models (By Engine) - Prior to 1975
		1985-73	Kenworth C500
		1985-73	Kenworth K100
		1985-80	Kenworth L700
		1985-73	Kenworth W900
		1983-67	Mack DM / DMM Series
		1983-63	Mack F / FL / FS Series
		1983-80	Mack MC Series
		1983-80	Mack MR Series
		1983-67	Mack R Series
		1985-79	Mack RD Series
		1983-75	Mack RL Series
		1983-78	Mack RM Series
		1983-75	Mack RS Series
		1983-78	Mack RW Series
		1983-67	Mack U Series
		1983-75	Mack W Series
		1980-64	Murphy Diesel 452
		1980-64	Murphy Diesel 462
		1980-64	Murphy Diesel 472
		1965-64	Murphy Diesel MP-11
		1965-64	Murphy Diesel MP-12
		1985-79	Peterbilt 359
		1985-79	Peterbilt 362
		1986-63	Peterbilt All Models (By Engine)
		1967-63	Waukesha 135
		1978-70	Waukesha F-1077D
		1978-70	Waukesha F-1077G
		1985-63	Waukesha F-1197
		1973-63	Waukesha F-1905
		1978-68	Waukesha F-2895
		1978-68	Waukesha F-3521
		1978-68	Waukesha H-1077
		1978-68	Waukesha L-1616
		1974-68	Waukesha L-5100D
		1978-68	Waukesha L-5108G
		1978-68	Waukesha L-5790
		1978-75	Waukesha L-5792
3745N			
New Starter - Delco 40MT DD, 24V, CW, 11-Tooth Pinion			
			
1966-63	Autocar A-10264 / LS		
1970-63	Autocar A-102T		
1970-67	Autocar A-10464 / LS		
1970-63	Autocar A-7564T		
1970-63	Autocar A-75T		
1979-68	Autocar All Models (By Engine)		
1970-65	Autocar AU-7064T		
1970-65	Autocar AU-70T		
1970-63	Autocar DC-102		
1970-63	Autocar DC-10264 / L		
1964-63	Autocar DC-102T		
1964-63	Autocar DC-102TL		
1970-63	Autocar DC-10364		
1970-63	Autocar DC-103D		
1964-63	Autocar DC-103T		
1970-63	Autocar DC-10464		
1964-63	Autocar DC-11064		
1970-63	Autocar DC-20364		
1970-65	Autocar DC-7384		
1964-63	Autocar DC-74T		
1970-63	Autocar DC-7564 / T / TL		
1970-63	Autocar DC-75T		
1970-63	Autocar DC-75TL		
1964-63	Autocar DC-85		
1970-63	Autocar DC-87		
1970-63	Autocar DC-87D		

BUYERS GUIDE - STARTERS

YEAR MAKE / MODEL

3745N - continued

1970-68 Waukesha L-5890
 1971-70 Waukesha L-5892G
 1978-68 Waukesha L-7042G
 1978-71 Waukesha P-2154
 1985-74 Western Star All Models (By Engine)
 1984-60 White All Models (By Engine)

3838N

New Starter - Delco 10MT DD, 12V, CW, 9-Tooth Pinion, 3/8 in. Mtg.



1974-63 Chevrolet C20 Pickup
 1974-63 Chevrolet C20 Suburban
 1974-63 Chevrolet C30 Pickup
 1964-63 Chevrolet C40
 1972-63 Chevrolet CE40
 1978-63 Chevrolet CE50
 1970-63 Chevrolet CE60
 1970-63 Chevrolet CS50
 1970-63 Chevrolet CS60
 1974-67 Chevrolet G20 Van
 1974-70 Chevrolet G30 Van
 1974-63 Chevrolet K20 Pickup
 1974-63 Chevrolet K20 Suburban
 1974-68 Chevrolet K30 Pickup
 1967-62 Chevrolet P20 Series
 1974-68 Chevrolet P20 Van
 1967-62 Chevrolet P30 Series
 1973-68 Chevrolet P30 Van
 1967-63 Chevrolet T40
 1970-63 Chevrolet TE50
 1970-63 Chevrolet TE60
 1974-66 GMC C25/C2500 Pickup
 1974-68 GMC C25/C2500 Suburban
 1966 GMC C35 Pickup
 1974-67 GMC C35/C3500 Pickup
 1972-63 GMC CE4500
 1978-63 GMC CE5000
 1970-63 GMC CE6000
 1970-63 GMC CS5000
 1970-63 GMC CS6000
 1974-67 GMC G25/G2500 Van
 1974-67 GMC G35/G3500 Van
 1966 GMC K25 Pickup
 1974-67 GMC K25/K2500 Pickup
 1974-68 GMC K25/K2500 Suburban
 1966 GMC K35 Pickup
 1974-67 GMC K35/K3500 Pickup
 1974-66 GMC P25/P2500 Van
 1973-66 GMC P35/P3500 Van
 1967-63 GMC T40
 1970-63 GMC TE5500
 1970-63 GMC TE6000

YEAR MAKE / MODEL

3902N

New Starter - Delco 50MT DD, 24V, CW, 11-Tooth Pinion



1993-86 White All Models (By Engine)

3905N

New Starter - Delco 50MT DD, 12V, CW, 11-Tooth Pinion



1988-80 Chevrolet D9K Titan
 1988-80 Chevrolet D9L Titan
 1988-83 Chevrolet J8C Bruin
 1988-83 Chevrolet J9C Bruin
 1988-80 Chevrolet N9E Bison
 1988-80 Chevrolet N9F Bison
 1988-82 Ford L6000
 1988-82 Ford L7000
 1988-82 Ford L8000
 1988-82 Ford L9000
 1993 Freightliner Century Class
 1993-90 Freightliner Classic
 1993-82 Freightliner FL, FLC 112 / 120
 1993 Freightliner FL112
 1992-86 Freightliner FLD 112 / 120
 1987-83 Freightliner FLT Series
 1988-80 GMC D9K Titan
 1988-80 GMC D9L Titan
 1988-83 GMC J8C Bruin
 1988-83 GMC J9C Bruin
 1988-80 GMC N9E Bison
 1988-80 GMC N9F Bison
 1985-84 Kenworth C500
 1990-84 Kenworth K100
 1985-84 Kenworth L700
 1990-84 Kenworth W900
 1999-95 Mack CH Series
 1999-95 Mack CL Series
 1999-95 Mack DM / DMM Series
 1999-95 Mack FDM Series
 1999-95 Mack MR Series
 1999-95 Mack RB Series
 1999-95 Mack RD Series
 1990-86 Peterbilt All Models (By Engine)
 1991-86 Volvo All Models (By Engine)
 1998-74 Western Star All Models (By Engine)
 1995-79 White All Models (By Engine)

BUYERS GUIDE - STARTERS

YEAR	MAKE / MODEL
3974N - continued	
1985-79	GMC D9L Titan
1978-71	GMC DC9500
1978-71	GMC DH9500
1978-71	GMC DI9500
1978-74	GMC DJ9500
1974-71	GMC DN9500
1978-71	GMC FC9500
1978-71	GMC FH9500
1978-71	GMC FI9500
1978-74	GMC FJ9500
1974-71	GMC FN9500
1978-71	GMC HC9500
1978-71	GMC HH9500
1978-77	GMC HJ90
1974-71	GMC HN9500
1985-73	GMC J8C Bruin
1985-73	GMC J9C Bruin
1978-71	GMC JC9500
1978-71	GMC JH9500
1978-77	GMC JJ9500
1974-71	GMC JN9500
1978-71	GMC MC9500
1978-67	GMC MH9500
1971-67	GMC MI9500
1985-76	GMC N9E Bison
1985-76	GMC N9F Bison
1978-77	GMC NH9500
1978-77	GMC NI9500
1976-67	GMC TW90
1976-67	GMC WW90
1983-81	International 2200-2275 Series
1983-81	International 2574 / 2575 Series
1983-82	International 2674 / 2675 Series
1971-63	International All Models (By Engine) - Prior to 1971
1979-72	International Cargostar
1979-71	International Fleetstar
1979-75	International Loadstar
1983-77	International Paystar
1984-77	International S Series
1987-71	International Transtar
1974-71	International Unitstar
All	John Deere 8955T / A
1974-61	Kenworth All Models (By Engine) - Prior to 1975
1985-73	Kenworth C500
1985-73	Kenworth K100
1985-80	Kenworth L700
1985-73	Kenworth W900
1983-67	Mack DM / DMM Series
1983-63	Mack F / FL / FS Series
1975-67	Mack MB Series
1983-80	Mack MC Series
1983-80	Mack MR Series
1983-67	Mack R Series
1983-82	Mack RB Series
1985-79	Mack RD Series
1983-75	Mack RL Series
1983-78	Mack RM Series
1983-75	Mack RS Series
1983-78	Mack RW Series
1983-67	Mack U Series
1983-75	Mack W Series
1985-79	Peterbilt 359
1985-79	Peterbilt 362
1986-63	Peterbilt All Models (By Engine)
1967-63	Waukesha 135
1985-63	Waukesha F-1197
1974-68	Waukesha H-1077
1985-74	Western Star All Models (By Engine)

YEAR	MAKE / MODEL
3974N - continued	
1984-63	White All Models (By Engine)

4038N

New Starter - Delco SD300 (10MT) Series, 12V, CW, 9-Tooth Pinion



1990	Chevrolet B60
1990	Chevrolet C5500 Kodiak
1990	Chevrolet C60
1990	Chevrolet C60 Kodiak
1990	Chevrolet C6500 Kodiak
1990-80	Chevrolet C70
1990	Chevrolet C70 Kodiak
1990	Chevrolet C7500 Kodiak
1990	Chevrolet C80
1977-75	Chevrolet CE50
1978-66	Chevrolet CE60
1974-70	Chevrolet CM60
1978-73	Chevrolet HE70
1978-73	Chevrolet HE80
1972-71	Chevrolet HM70
1972-71	Chevrolet HM80
1982-79	Chevrolet J8C Bruin
1982-79	Chevrolet J9C Bruin
1978-73	Chevrolet JE70
1978-73	Chevrolet JE80
1972-71	Chevrolet JM70
1972-71	Chevrolet JM80
1990	Chevrolet Kodiak C8500
1990	Chevrolet P30
1990	Chevrolet P6000
1978-66	Chevrolet TE50
1978-66	Chevrolet TE60
1978-66	Chevrolet TE65
1974-67	Chevrolet TM65
1974-67	Chevrolet TM70
1974-67	Chevrolet TM80
1982-79	Chevrolet W6
1982-79	Chevrolet W7
1972-71	Chevrolet WM80
1990	GMC B6000
1990	GMC C6000
1990	GMC C6000 Topkick
1990	GMC C6500 Topkick
1990-80	GMC C7000
1990	GMC C7000 Topkick
1990	GMC C7500 Topkick
1990	GMC C80
1977-75	GMC CE5000
1978-66	GMC CE6000
1974-70	GMC CM6000
1978-73	GMC HE70
1978-73	GMC HE80
1972-71	GMC HM7500
1972-71	GMC HM80
1982-79	GMC J8C Bruin
1982-79	GMC J9C Bruin
1978-73	GMC JE70
1978-73	GMC JE80
1972-71	GMC JM7500
1972-71	GMC JM80
1990	GMC P3500

BUYERS GUIDE - STARTERS

YEAR MAKE / MODEL

YEAR MAKE / MODEL

4174N

New Starter - Delco 10MT DD, 12V, CW, 9-Tooth Pinion



1991-81 Chevrolet B60
 1990-81 Chevrolet C50
 1995-90 Chevrolet C5500 Kodiak
 1989-81 Chevrolet C5D
 1990-79 Chevrolet C60
 1995-90 Chevrolet C6500 Kodiak
 1989-81 Chevrolet C6D
 1990-79 Chevrolet C70
 1990 Chevrolet C70 Kodiak
 1990 Chevrolet C7500 Kodiak
 1988-82 Chevrolet C7D
 1990 Chevrolet C80
 1978-76 Chevrolet CE50
 1978-73 Chevrolet CE60
 1978-74 Chevrolet HE70
 1978-74 Chevrolet HE80
 1978-74 Chevrolet JE70
 1978-74 Chevrolet JE80
 1990 Chevrolet Kodiak C8500
 1990 Chevrolet P6000
 1991 Chevrolet T5500
 1991 Chevrolet T6500
 1991 Chevrolet T7500
 1978-73 Chevrolet TE50
 1978-73 Chevrolet TE60
 1978-73 Chevrolet TE65
 1982-79 Chevrolet W6
 1982-79 Chevrolet W7
 1991-81 GMC B6000
 1990-81 GMC C5000
 1990 GMC C5000 Topkick
 1995-90 GMC C5500 Topkick
 1989-81 GMC C5D
 1990-79 GMC C6000
 1990 GMC C6000 Topkick
 1995-90 GMC C6500 Topkick
 1989-81 GMC C6D
 1990-79 GMC C7000
 1990 GMC C7000 Topkick
 1990 GMC C7500 Topkick
 1988-82 GMC C7D
 1990 GMC C80
 1978-76 GMC CE5000
 1978-73 GMC CE6000
 1978-74 GMC HE70
 1978-74 GMC HE80
 1978-74 GMC JE70
 1978-74 GMC JE80
 1990 GMC P6500
 1991 GMC T5500
 1991 GMC T6500
 1991 GMC T7500
 1978-73 GMC TE5500
 1978-73 GMC TE6000
 1978-73 GMC TE6500
 1990 GMC Topkick C8500
 1982-79 GMC W6
 1982-79 GMC W7

4897N

New Starter - Delco 50MT DD, 24V, CW, 11-Tooth Pinion



1979-70 Autocar All Models (By Engine)
 1977-64 Caterpillar 1693
 1972-70 Freightliner WF (C,P,T) Series
 1979-73 Kenworth C500
 1979-73 Kenworth K100
 1979-73 Kenworth W900
 1978-65 Peterbilt All Models (By Engine)
 1981-77 Western Star All Models (By Engine)
 1981-74 White All Models (By Engine)

















4930N

New Starter - Delco 50MT DD, 24V, CW, 11-Tooth Pinion



1979-70 Autocar All Models (By Engine)
 1980-79 Chevrolet D9K Titan
 1980-79 Chevrolet D9L Titan
 1978-75 Chevrolet DK90
 1978-71 Chevrolet DP90
 1976-75 Chevrolet FK90
 1978-77 Chevrolet MK90
 1980-79 Chevrolet N9E Bison
 1980-79 Chevrolet N9F Bison
 1992-83 Cummins Engines K Series
 1982-74 Ford All Models (By Engine) - Prior to 1982
 1988-82 Ford L6000
 1988-82 Ford L7000
 1988-82 Ford L8000
 1988-82 Ford L9000
 1992-90 Freightliner Classic
 1993-79 Freightliner FL, FLC 112 / 120
 1992-86 Freightliner FLD 112 / 120
 1987-83 Freightliner FLT Series
 1978-70 Freightliner WF (C,P,T) Series
 1980-79 GMC D9K Titan
 1980-79 GMC D9L Titan
 1978-75 GMC DK9500
 1978-71 GMC DP9500
 1976-75 GMC FK9500
 1978-77 GMC MK9500
 1980-79 GMC N9E Bison
 1980-79 GMC N9F Bison
 1970-69 International All Models (By Engine) - Prior to 1971
 1983-80 International Paystar
 1987-71 International Transtar
 1974-71 International Unitstar
 All John Deere 8955T / A
 1974-62 Kenworth All Models (By Engine) - Prior to 1975
 1985-73 Kenworth C500
 1990-73 Kenworth K100
 1985-80 Kenworth L700
 1990-73 Kenworth W900

BUYERS GUIDE - STARTERS

YEAR	MAKE / MODEL	YEAR	MAKE / MODEL
4930N - continued		5757N	
1999-88	Mack CH Series	New Starter - United Technologies PMDD, 12V, CCW, 9-Tooth Pinion	
1999-90	Mack CL Series		
1990-84	Mack CM Series	All	Kohler Air Cooled
1999-84	Mack DM / DMM Series	5760N	
1988-84	Mack F / FL / FS Series	New Starter - United Technologies PMDD, 12V, CCW, 10-Tooth Pinion	
1999-87	Mack FDM Series		
2007-94	Mack LE	All	Kohler Air Cooled
1994-84	Mack MC Series	5761N	
1994-84	Mack MH Series	New Starter - United Technologies PMDD, 12V, CCW, 10-Tooth Pinion	
1999-84	Mack MR Series		
1990-84	Mack R Series	1987-75	Kohler Air Cooled
1999-88	Mack RB Series	5766N	
1999-84	Mack RD Series	New Starter - United Technologies PMDD, 12V, CCW, 9-Tooth Pinion	
1990-84	Mack RL Series		
1994-84	Mack RM Series	All	Kohler Air Cooled
1990-84	Mack RS Series	5767N-OE	
1994-84	Mack RW Series	New Starter - United Technologies PMDD, 12V, CCW, 16-Tooth Pinion	
1985-84	Mack U Series		
1980-64	Murphy Diesel 852	1978	Kohler Air Cooled
1980-64	Murphy Diesel 862	5756N	
1980-64	Murphy Diesel 872	New Starter - United Technologies PMDD, 12V, CCW, 10-Tooth Pinion	
1980-66	Murphy Diesel MP-11		
1980-66	Murphy Diesel MP-12	All	Kohler Air Cooled
1980-64	Murphy Diesel MP-20	5757N	
1980-64	Murphy Diesel MP-21	New Starter - United Technologies PMDD, 12V, CCW, 9-Tooth Pinion	
1980-64	Murphy Diesel MP-22		
1980-64	Murphy Diesel MP-24	All	Kohler Air Cooled
1990-86	Peterbilt 357	5760N	
1990-79	Peterbilt 359	New Starter - United Technologies PMDD, 12V, CCW, 10-Tooth Pinion	
1990-79	Peterbilt 362		
1990-86	Peterbilt 377	All	Kohler Air Cooled
1990-86	Peterbilt 378	5761N	
1990-86	Peterbilt 379	New Starter - United Technologies PMDD, 12V, CCW, 10-Tooth Pinion	
1990-67	Peterbilt All Models (By Engine)		
1993-83	Volvo All Models (By Engine)	1987-75	Kohler Air Cooled
1973-63	Waukesha F-1197	5766N	
1973-63	Waukesha F-1905	New Starter - United Technologies PMDD, 12V, CCW, 9-Tooth Pinion	
1966-63	Waukesha F-2894		
1989-67	Waukesha F-2895	All	Kohler Air Cooled
1989-79	Waukesha F-3335D	5767N-OE	
1965-63	Waukesha F-3520G	New Starter - United Technologies PMDD, 12V, CCW, 16-Tooth Pinion	
1989-67	Waukesha F-3521		
1978-68	Waukesha H-1077	1978	Kohler Air Cooled
1978-68	Waukesha L-1616	5756N	
1974-67	Waukesha L-5100D	New Starter - United Technologies PMDD, 12V, CCW, 10-Tooth Pinion	
1989-67	Waukesha L-5108G		
1965-63	Waukesha L-5788	All	Kohler Air Cooled
1989-67	Waukesha L-5790	5757N	
1978-75	Waukesha L-5792	New Starter - United Technologies PMDD, 12V, CCW, 9-Tooth Pinion	
1970-68	Waukesha L-5890		
1989-79	Waukesha L-6670D	All	Kohler Air Cooled
1965-63	Waukesha L-7040G	5760N	
1989-67	Waukesha L-7042G	New Starter - United Technologies PMDD, 12V, CCW, 10-Tooth Pinion	
1978-71	Waukesha P-2154		
1992-74	Western Star All Models (By Engine)	All	Kohler Air Cooled
1993-74	White All Models (By Engine)	5761N	
5756N		New Starter - United Technologies PMDD, 12V, CCW, 10-Tooth Pinion	
			
All	Kohler Air Cooled	1978	Kohler Air Cooled

BUYERS GUIDE - STARTERS

YEAR MAKE / MODEL

5915N

New Starter - United Technologies PMDD, 12V, CCW, 9-Tooth Pinion



All Kohler Air Cooled

6261N

New Starter - Delco 42MT DD, 12V, CCW, 11-Tooth Pinion



1988-87 Cummins Engines C Series
1985-83 Cummins Engines V Series

6263N

New Starter - Delco 42MT DD, 24V, CCW, 11-Tooth Pinion



All Waukesha F-1197
All Waukesha F-1905
All Waukesha F-2894
All Waukesha F-2895
All Waukesha F-3521
All Waukesha H-1077
All Waukesha L-1616
All Waukesha L-5100D
All Waukesha L-5108G
All Waukesha L-5790
All Waukesha L-5890
All Waukesha L-7042G

6295N

New Starter - Delco 37MT DD, 12V, CW, 10-Tooth Pinion, OCP Thermostat



2003-94 International 2300-2375 Series
2003-94 International 2554 / 2564 Series
2003-94 International 2574 / 2575 Series
2003-94 International 2654 Series
2003-94 International 2674 / 2675 Series
2004-93 International 3000-3900 Series Bus
2004-93 International 4000-4900 Series Medium-Duty
2003-94 International 5000-5900 Series Severe Service
2003-94 International 7100-7700 Severe Service

YEAR MAKE / MODEL

6295N - continued

2003-94 International 8100-8600 Heavy-Duty
2003-94 International 9100-9900 Heavy-Duty

6297N-PT

New Starter - Delco 37MT DD, 12V, CW, 10-Tooth Pinion



2001-00 Ford F650
2001-00 Ford F750
2003-93 International 1652 / 1654
2004-93 International 3000-3900 Series Bus
2004-93 International 4000-4900 Series Medium-Duty

6313N

New Starter - Delco 5MT DD, 12V, CW, 9-Tooth Pinion



1985-81 Chevrolet C20
1985-81 Chevrolet C20 Suburban
1989-88 Chevrolet C2500
1982 Chevrolet G20
1982 Chevrolet G30
1985 Chevrolet K20
1985 Chevrolet K20 Suburban
1989-88 Chevrolet K2500
1989-81 GMC C2500
1985-82 GMC C2500 Suburban
1982 GMC G2500
1989-88 GMC K2500

6330N

New Starter - Delco 5MT DD, 12V, CW, 9-Tooth Pinion



1993-87 Chevrolet LLV


6348N-PT

New Starter - Delco 37MT DD, 12V, CW, 10-Tooth Pinion



1991-83 Chevrolet B60
1990-83 Chevrolet C60

BUYERS GUIDE - STARTERS

YEAR	MAKE / MODEL	YEAR	MAKE / MODEL
6348N-PT - continued		6356N - continued	
1993-89	Chevrolet C6500 Kodiak	1989-86	GMC J8C Bruin
1988-83	Chevrolet C6D	1989-86	GMC J9C Bruin
1990-83	Chevrolet C70	1989-86	GMC N9E Bison
1988-83	Chevrolet C7D	1989-86	GMC N9F Bison
1990-89	Chevrolet C80	1989-88	International 1754
1990-89	Chevrolet Kodiak C8500	1989-88	International 1954
1989-84	Chevrolet P20	1993-90	International 3000
1993-84	Chevrolet P30	1992	International 3600
1989-88	Chevrolet P40	1992-90	International 3700
1989-84	Chevrolet P6000	1992-90	International 3800
1993-89	Chevrolet S7	1987-84	International 2200-2275 Series
1989-82	Ford B600	2000-84	International 2300-2375 Series
1989-82	Ford B700	1992-88	International 2554 / 2564 Series
1989-82	Ford B800	2000-84	International 2574 / 2575 Series
1989-82	Ford F600	1992-88	International 2654 Series
1989-82	Ford F700	2000-82	International 2674 / 2675 Series
1989-82	Ford F800	1992-91	International 3900FC
1989-82	Ford F900	2003-88	International 4000-4900 Series Medium-Duty
1991-83	GMC B6000	2007-88	International 5000-5900 Series Severe Service
1990-83	GMC C6000	2007-90	International 7100-7700 Severe Service
1993-89	GMC C6500 Topkick	2007-88	International 8100-8600 Heavy-Duty
1988-83	GMC C6D	2007-86	International 9100-9900 Heavy-Duty
1990-83	GMC C7000	1989-84	International Paystar
1988-83	GMC C7D	1987-84	International S Series
1990-89	GMC C80	1987-75	International Transtar
1989-84	GMC P2500	2003-84	Kenworth C500
1993-84	GMC P3500	1985-84	Kenworth K100
1989-88	GMC P4500	1985-84	Kenworth L700
1989-84	GMC P6500	2003-98	Kenworth T600
1993-89	GMC S7	2003-98	Kenworth T800
1990-89	GMC Topkick C8500	2000-84	Kenworth W900
6356N		2009-88	Mack CH Series
New Starter - Delco 42MT DD, 12V, CW, 11-Tooth Pinion		2003-01	Mack CL
		2009-90	Mack CL Series
1989-86	Chevrolet D9K Titan	1990-84	Mack CM Series
1989-86	Chevrolet D9L Titan	2009-06	Mack CT / CTP Series
1989-86	Chevrolet J8C Bruin	2009-01	Mack CV Series
1989-86	Chevrolet J9C Bruin	2009-00	Mack CX Series (Vision)
1989-86	Chevrolet N9E Bison	2009-84	Mack DM / DMM Series
1989-86	Chevrolet N9F Bison	1990-84	Mack F / FL / FS Series
1985-83	Cummins Engines 855 Series	2009-00	Mack FCM Series
1999-83	Cummins Engines L Series	1999-87	Mack FDM Series
1985-83	Cummins Engines V Series	2007-04	Mack Granite Series
1999-82	Ford L6000	2009-94	Mack LE
1999-82	Ford L7000	1994-84	Mack MC Series
1999-82	Ford L8000	1994-84	Mack MH Series
1999-82	Ford L9000	2009-84	Mack MR Series
2003-00	Freightliner Argosy	1990-84	Mack R Series
2008-03	Freightliner Business Class M2	2009-84	Mack RB Series
2008-96	Freightliner Century Class	2009-84	Mack RD Series
2008-93	Freightliner Classic	1990-84	Mack RL Series
2008-99	Freightliner Columbia	1994-84	Mack RM Series
2008-03	Freightliner Coronado	1990-84	Mack RS Series
1993-92	Freightliner FL 90	1994-84	Mack RW Series
2004-82	Freightliner FL, FLC 112 / 120	1985-84	Mack U Series
2003-99	Freightliner FL106	1993-91	Peterbilt 357
2008-93	Freightliner FLD 112 / 120	1985-83	Peterbilt 359
1987-83	Freightliner FLT Series	1993-83	Peterbilt 362
1989-86	GMC D9K Titan	1993-91	Peterbilt 372
1989-86	GMC D9L Titan	1990-86	Peterbilt 375
		1993-86	Peterbilt 377
		1993-86	Peterbilt 378
		1994-86	Peterbilt 379
		1990-83	Peterbilt All Models (By Engine)
		2007-01	Sterling Acterra 5500
		2007-01	Sterling Acterra 6500
		2007-01	Sterling Acterra 7500
		2003-01	Sterling Acterra 8500

BUYERS GUIDE - STARTERS

YEAR MAKE / MODEL

6356N - continued

2007-04 Sterling Acterra M5500 / 6500 / 7500 / 8500
 2008-99 Sterling A-Line A9500 / AT9500
 2005-01 Sterling Condor
 2008-99 Sterling L7500
 2008-05 Sterling L-Line
 2008-99 Sterling L-Line 7500 / 8000 / 8500 / 9500
 2008-99 Sterling L-Line Medium Duty
 2001-99 Sterling Silver Star Series
 2002-94 Volvo ACL42 / ACL64 Series
 1993-83 Volvo All Models (By Engine)
 2003-01 Volvo VHD Series
 2008-02 Volvo VN
 2009-94 Volvo VNL Series
 2003-97 Volvo VNM Series
 2009-04 Volvo VT Series
 2003-90 Volvo WA / WC / WG / WH / WI / WX Series
 1990-86 Waukesha F-1197
 2008-84 Western Star All Models (By Engine)
 1995-82 White All Models (By Engine)

6359N-PT

New Starter - Delco 37MT DD, 24V, CW, 12-Tooth Pinion



1992-91 Consolidated Diesel 6C
 1988-83 Cummins Engines C Series
 1985-83 Cummins Engines V Series
 1990-75 Waukesha F-817G

6360N

New Starter - Delco 42MT DD, 24V, CW, 12-Tooth Pinion



1992-91 Consolidated Diesel 6C
 1985-83 Cummins Engines V Series

6363N

New Starter - Delco 42MT DD, 24V, CW, 12-Tooth Pinion, OCP Thermostat



1986-83 Cummins Engines C Series
 1984 Kenworth C500
 1984 Kenworth K100
 1984 Kenworth L700
 1984 Kenworth W900

YEAR MAKE / MODEL

6370N

New Starter - Delco 42MT DD, 24V, CW, 11-Tooth Pinion



1985-83 Cummins Engines 855 Series
 1993-83 Cummins Engines L Series
 1985-83 Cummins Engines V Series
 1992-90 Freightliner Classic
 1992-82 Freightliner FL, FLC 112 / 120
 1992-86 Freightliner FLD 112 / 120
 1987-83 Freightliner FLT Series
 1987-84 International 2200-2275 Series
 1987-84 International 2300-2375 Series
 1987-84 International 2574 / 2575 Series
 1989-84 International 2674 / 2675 Series
 1989-84 International Paystar
 1987-84 International S Series
 1987-75 International Transtar
 1994-84 Kenworth C500
 1994-84 Kenworth K100
 1994-84 Kenworth L700
 1994-86 Kenworth T2000
 1994-86 Kenworth T400
 1994-86 Kenworth T450
 1994-86 Kenworth T600
 1994-86 Kenworth T800
 1993-84 Kenworth W900
 1999-88 Mack CH Series
 1999-90 Mack CL Series
 1990-84 Mack CM Series
 1999-84 Mack DM / DMM Series
 1990-84 Mack F / FL / FS Series
 2009-00 Mack FCM Series
 1999-87 Mack FDM Series
 2002-94 Mack LE
 1994-84 Mack MC Series
 1994-84 Mack MH Series
 1999-84 Mack MR Series
 1990-84 Mack R Series
 1999-84 Mack RB Series
 1999-84 Mack RD Series
 1990-84 Mack RL Series
 1994-84 Mack RM Series
 1990-84 Mack RS Series
 1994-84 Mack RW Series
 1985-84 Mack U Series
 1993-83 Volvo All Models (By Engine)
 2003-84 Western Star All Models (By Engine)
 1995-82 White All Models (By Engine)

6371N

New Starter - Delco 42MT DD, 12V, CW, 12-Tooth Pinion



1992-91 Consolidated Diesel 6C
 1986-83 Cummins Engines C Series

BUYERS GUIDE - STARTERS

YEAR MAKE / MODEL

YEAR MAKE / MODEL

6371N - continued

1989-87 Ford B600
 1989-87 Ford B700
 1989-87 Ford B800
 1989-85 Ford F600
 1989-85 Ford F700
 1989-85 Ford F800
 1989-85 Ford F900
 1999-86 Ford L6000
 1999-86 Ford L7000
 1999-86 Ford L8000
 1999-86 Ford L9000
 1985 Kenworth C500
 1985 Kenworth L700
 1985 Kenworth W900
 1990-84 Mack CM Series
 2003-98 Peterbilt 340
 2003-00 Peterbilt 357
 2003-00 Peterbilt 375
 2002-94 Volvo ACL42 / ACL64 Series
 1998-94 Volvo FE42
 2007-01 Volvo VHD Series
 2007-97 Volvo VNL Series
 2007-97 Volvo VNM Series
 2001-94 Volvo WA / WC / WG / WH / WI / WX Series
 1992-89 Western Star All Models (By Engine)
 1995-89 White All Models (By Engine)

6375N

New Starter - Starter - Delco 10MT DD, 12V, CW, 9-Tooth Pinion



1995-93 Chevrolet B7
 1990 Chevrolet C60
 1996-90 Chevrolet C70 Kodiak
 1998-97 Chevrolet C7500 Kodiak
 1998-90 Chevrolet C80
 1998-90 Chevrolet Kodiak C8500
 1995-93 GMC B7
 1990 GMC C6000
 1996-90 GMC C7000 Topkick
 1998-97 GMC C7500 Topkick
 1998-90 GMC C80
 1998-90 GMC Topkick C8500

6380N-PT

New Starter - Delco 37MT DD, 12V, CW, 12-Tooth Pinion



1992-91 Consolidated Diesel 6C
 1986-83 Cummins Engines C Series
 1992-88 International 1452
 1989-88 International 1754
 1989-88 International 1954
 1992-88 International 1652 / 1654
 1992-88 International 2300-2375 Series

6380N-PT - continued

1992-88 International 2554 / 2564 Series
 1992-88 International 2574 / 2575 Series
 1992-88 International 2654 Series
 1992-82 International 2674 / 2675 Series
 1993-85 International 3000-3900 Series Bus
 1993-88 International 4000-4900 Series Medium-Duty
 1992-88 International 5000-5900 Series Severe Service
 1992-90 International 7100-7700 Severe Service
 1992-88 International 8100-8600 Heavy-Duty
 1992-88 International 9100-9900 Heavy-Duty
 1987-85 International S Series
 1990-84 Mack CM Series
 2003-01 Mack Granite Series
 2001-90 Volvo WG
 2001-90 Volvo WX
 1990-86 Waukesha F-817G

6382N-PT

New Starter - Delco 37MT DD, 12V, CW, 10-Tooth Pinion



1993-91 Caterpillar 3204
 1999-92 Ford B600
 1999-92 Ford B700
 1999-92 Ford B800
 1999-92 Ford F600
 1999-92 Ford F700
 1999-92 Ford F800
 1999-92 Ford F900
 1999-92 Ford L6000
 1999-92 Ford L7000
 1999-92 Ford L8000
 1999-92 Ford L9000

6391N-PT

New Starter - Delco 37MT DD, 12V, CW, 10-Tooth Pinion



1993-85 Caterpillar 3204
 1985-80 Cummins Engines B Series
 2003-90 International 1754
 1992-88 International 1452SC
 2005-88 International 1652SC
 1993-88 International 2574 / 2575 Series
 1993-88 International 7100-7700 Severe Service
 1993-88 International 8100-8600 Heavy-Duty
 1993-88 International 9100-9900 Heavy-Duty
 2003-85 International Cargostar
 1987-85 International S Series

BUYERS GUIDE - STARTERS

YEAR MAKE / MODEL

YEAR MAKE / MODEL

6394N

New Starter - Delco 37MT DD, 12V, CW, 12-Tooth Pinion, OCP Thermostat



- 2007-04 Freightliner Business Class M2
- 2003-98 Freightliner FC80
- 2001-94 Freightliner FL 50
- 1993-89 Freightliner FL 90
- 2004-94 Freightliner FL60
- 2005-94 Freightliner FL70
- 2004-94 Freightliner FL80
- 1992-90 Freightliner FLD 112 / 120
- 2000-93 International 2554 / 2564 Series
- 2001-93 International 2654 Series
- 1994-93 International 2674 / 2675 Series
- 2007-93 International 3000-3900 Series Bus
- 2007-93 International 4000-4900 Series Medium-Duty
- 2007-93 International 7100-7700 Severe Service
- 2007-93 International 8100-8600 Heavy-Duty
- 2007-93 International 9100-9900 Heavy-Duty
- 2003-01 Mack Granite Series
- 2003-91 Peterbilt 320
- 2007-96 Peterbilt 330
- 2007-05 Peterbilt 335
- 2007-06 Peterbilt 340
- 1999-91 Peterbilt 357
- 1999-91 Peterbilt 375
- 2003-95 Peterbilt 379
- 2007-01 Sterling Acterra M5500 / 6500 / 7500 / 8500
- 2003-99 Sterling A-Line A9500 / AT9500
- 2005-01 Sterling Condor
- 2007-99 Sterling L-Line 7500 / 8000 / 8500 / 9500

6395N

New Starter - Delco 37MT DD, 4.5kW, 12V, CW, 12-Tooth Pinion



- 1990-86 Waukesha 4-220D
- 1990-86 Waukesha 6-330D
- 1990-86 Waukesha VRD155

6398N-PT

New Starter - Delco 37MT DD, 12V, CW, 10-Tooth Pinion



- 1995-87 Ford B600
- 1995-87 Ford B700
- 1995-89 Ford B800
- 1995-86 Ford F600
- 1995-86 Ford F700

6398N-PT - continued

- 1995-87 Ford F800
- 1995-89 Ford F900
- 1995-82 Ford L6000
- 1995-82 Ford L7000
- 1995-82 Ford L8000
- 1995-82 Ford L9000

6407N

New Starter - Delco PG260L PMGR, 12V, CW, 11-Tooth Pinion



- 1989-88 Chevrolet C2500
- 1989-88 Chevrolet K2500
- 1989-88 GMC C2500
- 1989-88 GMC K2500

6410N-PT

New Starter - Delco 37MT DD, 12V, CW, 10-Tooth Pinion



- 1968-63 International All Models (By Engine) - Prior to 1971
- 1966-61 White All Models (By Engine)

6415N

New Starter - Delco SD260 DD, 12V, CW, 9-Tooth Pinion



- 1995-94 Chevrolet LLV

6416N

New Starter - Delco SD260 DD, 12V, CW, 9-Tooth Pinion



- 1996-88 Chevrolet C2500
- 1996 Chevrolet Express 2500
- 1995-91 Chevrolet G20
- 1996-91 Chevrolet G30
- 1995-88 Chevrolet K2500
- 1995-90 Chevrolet P30
- 1996-88 GMC C2500
- 1995-91 GMC G2500
- 1995-91 GMC G3500

BUYERS GUIDE - STARTERS

YEAR MAKE / MODEL

YEAR MAKE / MODEL

6468N

New Starter - Delco 28MT OSGR, 12V, CW, 10-Tooth Pinion



1984 Chevrolet C20 Suburban
 1986-85 Chevrolet K20
 1986-84 Chevrolet K20 Suburban
 1994-88 Chevrolet K2500
 1994 Chevrolet K2500 Suburban
 1986-85 Chevrolet K30
 1994-88 Chevrolet K3500
 1987 Chevrolet V20
 1988-87 Chevrolet V20 Suburban
 1991-89 Chevrolet V2500 Suburban
 1988-87 Chevrolet V30
 1991-89 Chevrolet V3500
 1984 GMC C2500 Suburban
 1994-85 GMC K2500
 1994-84 GMC K2500 Suburban
 1994-85 GMC K3500
 1987 GMC V2500
 1991-87 GMC V2500 Suburban
 1991-87 GMC V3500

6469N

New Starter - Delco 28MT OSGR, 12V, CW, 10-Tooth Pinion



1998-97 Chevrolet B7
 1986-82 Chevrolet C20
 1986-82 Chevrolet C20 Suburban
 2000-88 Chevrolet C2500
 1999-94 Chevrolet C2500 Suburban
 1986-82 Chevrolet C30
 2002-88 Chevrolet C3500
 2002-91 Chevrolet C3500HD
 2002-96 Chevrolet Express 2500
 2002-96 Chevrolet Express 3500
 1995-83 Chevrolet G20
 1996-83 Chevrolet G30
 1986-82 Chevrolet K20
 1986-82 Chevrolet K20 Suburban
 2000-88 Chevrolet K2500
 1999-95 Chevrolet K2500 Suburban
 1986-82 Chevrolet K30
 2000-88 Chevrolet K3500
 1989-82 Chevrolet P20
 1999-82 Chevrolet P30
 1988-87 Chevrolet R20
 1988-87 Chevrolet R20 Suburban
 1989 Chevrolet R2500
 1991-89 Chevrolet R2500 Suburban
 1988-87 Chevrolet R30
 1991-89 Chevrolet R3500
 1987 Chevrolet V20
 1988-87 Chevrolet V20 Suburban

6469N - continued

1990-89 Chevrolet V2500 Suburban
 1988-87 Chevrolet V30
 1991-89 Chevrolet V3500
 1998-97 GMC B7
 2000-82 GMC C2500
 1999-82 GMC C2500 Suburban
 2002-82 GMC C3500
 2002-91 GMC C3500HD
 1995-83 GMC G2500
 1996-83 GMC G3500
 2000-82 GMC K2500
 1999-82 GMC K2500 Suburban
 2000-82 GMC K3500
 1989-82 GMC P2500
 1999-82 GMC P3500
 1989-87 GMC R2500
 1991-87 GMC R2500 Suburban
 1991-87 GMC R3500
 2002-96 GMC Savana 2500
 2002-96 GMC Savana 3500
 1987 GMC V2500
 1990-87 GMC V2500 Suburban
 1991-87 GMC V3500

6483N

New Starter - Delco SD255 DD, 12V, CW, 9-Tooth Pinion



1998-95 Chevrolet C2500
 1999-96 Chevrolet C2500 Suburban
 1997-95 Chevrolet C3500
 1997-95 Chevrolet C3500HD
 2000-97 Chevrolet Express 2500
 1998-95 Chevrolet K2500
 1999-96 Chevrolet K2500 Suburban
 1997-95 Chevrolet K3500
 1998-95 GMC C2500
 1999-96 GMC C2500 Suburban
 1997-95 GMC C3500
 1997-95 GMC C3500HD
 1998-95 GMC K2500
 1999-96 GMC K2500 Suburban
 1997-95 GMC K3500
 2000-96 GMC Savana 2500

6485N

New Starter - Delco PG260G PMGR, 12V, CW, 11-Tooth Pinion



2004-99 Chevrolet Express 2500
 2004-99 GMC Savana 2500

BUYERS GUIDE - STARTERS

YEAR MAKE / MODEL

YEAR MAKE / MODEL

6489N

New Starter - Delco PG260G PMGR, 12V, CW, 11-Tooth Pinion



2003 Chevrolet Express 2500
2000-99 Chevrolet Silverado 2500
2003 GMC Savana 2500
2000-99 GMC Sierra 2500

6492N

New Starter - Delco PG260L PMGR, 12V, CW, 11-Tooth Pinion



2005-03 Chevrolet Express 2500
2005-03 Chevrolet Express 3500
2004-99 Chevrolet Silverado 2500
2005-01 Chevrolet Silverado 2500 HD
2005-01 Chevrolet Silverado 3500
2005-02 Chevrolet Suburban 2500
2005-03 GMC Savana 2500
2005-03 GMC Savana 3500
2004-99 GMC Sierra 2500
2005-01 GMC Sierra 2500 HD
2005-01 GMC Sierra 3500
2001 GMC Sierra C3
2005-02 GMC Yukon XL 2500
2005-03 Hummer H2

6492NM

New Starter - Delco PG260M PMGR, 1.7kW, 12V, CW, 11-Tooth Pinion



2001-00 Chevrolet Suburban 2500
2001-00 GMC Yukon XL 2500

6494N

New Starter - Delco PG260D PMGR, 12V, CW, 9-Tooth Pinion



2007-04 Chevrolet Express 2500
2007-05 Chevrolet Express 3500
2007-04 GMC Savana 2500
2007-04 GMC Savana 3500

6495N

New Starter - Delco PG260D PMGR, 1.35kW, 12V, CW, 9-Tooth Pinion



2005-04 Chevrolet Express 2500
2005-04 GMC Savana 2500

6504N-PT

New Starter - Delco 37MT DD, 12V, CW, 10-Tooth Pinion, OCP Thermostat



1998-93 Chevrolet B7
2002-97 Chevrolet C4500 Kodiak
2000-91 Chevrolet C50
2000-90 Chevrolet C5500 Kodiak
2002-91 Chevrolet C60
1996-90 Chevrolet C60 Kodiak
2002-90 Chevrolet C6500 Kodiak
2002-91 Chevrolet C70
1996-90 Chevrolet C70 Kodiak
2002-90 Chevrolet C7500 Kodiak
2002-90 Chevrolet C80
2000-90 Chevrolet Kodiak C8500
2000-90 Chevrolet P30
1998-97 Chevrolet T5500
1998-97 Chevrolet T6500
1998-97 Chevrolet T7500
1998-97 Chevrolet T8500
1997-95 Ford L6000
1997-95 Ford L7000
1997-95 Ford L8000
1997-95 Ford L9000
1998-93 GMC B7
2002-97 GMC C4500 Topkick
2000-90 GMC C5000
2002-90 GMC C5500 Topkick
2002-90 GMC C6000
1996-90 GMC C6000 Topkick
2002-90 GMC C6500 Topkick
2002-92 GMC C7000
1996-90 GMC C7000 Topkick
2002-90 GMC C7500 Topkick
2002-90 GMC C80
1999-90 GMC P3500
1998-97 GMC T5500
1998-97 GMC T6500
1998-97 GMC T7500
1998-97 GMC T8500
2000-90 GMC Topkick C8500

BUYERS GUIDE - STARTERS

YEAR MAKE / MODEL

YEAR MAKE / MODEL

6505N-PT

New Starter - Delco 37MT DD, 12V, CW, 10-Tooth Pinion



1998-93 Chevrolet B7
 2006-97 Chevrolet C4500 Kodiak
 2002-90 Chevrolet C50
 2006-90 Chevrolet C5500 Kodiak
 2003-91 Chevrolet C60
 1996-90 Chevrolet C60 Kodiak
 2006-90 Chevrolet C6500 Kodiak
 2003-91 Chevrolet C70
 1996-90 Chevrolet C70 Kodiak
 2006-90 Chevrolet C7500 Kodiak
 2003-90 Chevrolet C80
 2006-90 Chevrolet Kodiak C8500
 2002-90 Chevrolet P30
 2002-97 Chevrolet T5500
 2002-97 Chevrolet T6500
 2002-97 Chevrolet T7500
 2002-97 Chevrolet T8500
 1997-95 Ford L6000
 1997-95 Ford L7000
 1997-95 Ford L8000
 1997-95 Ford L9000
 1999-94 Freightliner FL 50
 1999-94 Freightliner FL60
 1999-94 Freightliner FL70
 1999-94 Freightliner FL80
 1998-93 GMC B7
 2006-97 GMC C4500 Topkick
 2002-90 GMC C5000
 2006-90 GMC C5500 Topkick
 2003-90 GMC C6000
 1996-90 GMC C6000 Topkick
 2006-90 GMC C6500 Topkick
 2003-92 GMC C7000
 1996-90 GMC C7000 Topkick
 2006-90 GMC C7500 Topkick
 2003-90 GMC C80
 1999-90 GMC P3500
 2002-97 GMC T5500
 2002-97 GMC T6500
 2002-97 GMC T7500
 2002-97 GMC T8500
 2006-90 GMC Topkick C8500
 2004-94 Kenworth T300
 2003-95 Peterbilt 320
 2004-96 Peterbilt 330
 1999-95 Peterbilt 357
 1999-95 Peterbilt 362
 2001-95 Peterbilt 375
 2003-00 Western Star All Models (By Engine)
 1995-90 White All Models (By Engine)

6511N

New Starter - Delco 42MT DD, 12V, CW, 11-Tooth Pinion



2003-99 Freightliner Argosy
 2003-99 Freightliner Century Class
 2003-90 Freightliner Classic
 2003-99 Freightliner Columbia
 2003-99 Freightliner Coronado
 1999-85 Freightliner FL, FLC 112 / 120
 1992-86 Freightliner FLD 112 / 120
 1987-86 Freightliner FLT Series
 2007-03 International 5000-5900 Series Severe Service
 2007-05 International 7100-7700 Severe Service
 2007-05 International 8100-8600 Heavy-Duty
 2007-05 International 9100-9900 Heavy-Duty
 2007-86 Kenworth C500
 2003-86 Kenworth K100
 2000-86 Kenworth L700
 2004-86 Kenworth T2000
 2003-86 Kenworth T400
 2003-86 Kenworth T450
 2007-86 Kenworth T600
 2007-86 Kenworth T800
 2005-86 Kenworth W900
 2007-91 Peterbilt 320
 2004-96 Peterbilt 330
 2007-05 Peterbilt 335
 2007-86 Peterbilt 357
 2007-86 Peterbilt 359
 2003-86 Peterbilt 362
 1995-91 Peterbilt 372
 2003-86 Peterbilt 375
 2003-86 Peterbilt 377
 2007-86 Peterbilt 378
 2007-86 Peterbilt 379
 2007-96 Peterbilt 385
 2007-06 Peterbilt 386
 2007-00 Peterbilt 387
 2007-04 Peterbilt 389
 1990-86 Peterbilt All Models (By Engine)
 2007-99 Sterling A-Line A9500 / AT9500
 2000-99 Sterling Condor
 2008-01 Sterling L7500
 2007-99 Sterling L-Line 7500 / 8000 / 8500 / 9500
 2008-01 Sterling L-Line Medium Duty
 2001-99 Sterling Silver Star Series
 2000-94 Volvo ACL42 / ACL64 Series
 1993-86 Volvo All Models (By Engine)
 2008-94 Volvo VNL Series
 2007-04 Volvo VT Series
 1986 Waukesha F-1197
 2003-85 Western Star All Models (By Engine)
 1995-86 White All Models (By Engine)

BUYERS GUIDE - STARTERS

YEAR MAKE / MODEL

6516N - continued

1990-86 Peterbilt 362
 1994-86 Peterbilt 375
 1994-86 Peterbilt 377
 1994-86 Peterbilt 378
 1994-86 Peterbilt 379
 2000-99 Sterling L-Line 7500 / 8000 / 8500 / 9500
 1993-83 Volvo All Models (By Engine)
 2000-94 Volvo WA / WC / WG / WH / WI / WX Series
 1999-86 Western Star All Models (By Engine)
 1984 White All Models (By Engine)

6552N

New Starter - Delco 42MT DD, 24V, CW, 11-Tooth Pinion, OCP Thermostat



2008-88 Mack CH Series
 2008-90 Mack CL Series
 1990-84 Mack CM Series
 2008-84 Mack DM / DMM Series
 1988-84 Mack F / FL / FS Series
 2008-00 Mack FCM Series
 2006-87 Mack FDM Series
 2008-94 Mack LE
 1994-84 Mack MC Series
 1994-84 Mack MH Series
 2008-84 Mack MR Series
 1990-84 Mack R Series
 2008-84 Mack RB Series
 2008-84 Mack RD Series
 1990-84 Mack RL Series
 2005-84 Mack RM Series
 1990-84 Mack RS Series
 2006-84 Mack RW Series
 1985-84 Mack U Series
 2000-86 Western Star All Models (By Engine)

6553N

New Starter - Delco 42MT DD, 24V, CW, 11-Tooth Pinion, OCP Thermostat



2008-88 Mack CH Series
 1999-90 Mack CL Series
 1990-84 Mack CM Series
 2008-84 Mack DM / DMM Series
 1988-84 Mack F / FL / FS Series
 2009-00 Mack FCM Series
 2006-87 Mack FDM Series
 2008-94 Mack LE
 1994-84 Mack MC Series
 1994-84 Mack MH Series
 2008-84 Mack MR Series
 1990-84 Mack R Series
 2008-84 Mack RB Series
 2008-84 Mack RD Series
 1990-84 Mack RL Series

YEAR MAKE / MODEL

6553N - continued

2005-84 Mack RM Series
 1990-84 Mack RS Series
 2006-84 Mack RW Series
 1985-84 Mack U Series
 2000-86 Western Star All Models (By Engine)

6554N

New Starter - Delco 42MT DD, 12V, CW, 11-Tooth Pinion, OCP Thermostat



2003-99 Freightliner Argosy
 2003-99 Freightliner Century Class
 2003-90 Freightliner Classic
 2003-99 Freightliner Columbia
 2003-99 Freightliner Coronado
 1993-92 Freightliner FL 90
 1999-86 Freightliner FL, FLC 112 / 120
 2003-86 Freightliner FLD 112 / 120
 1987-86 Freightliner FLT Series
 2007-03 International 5000-5900 Series Severe Service
 2007-05 International 7100-7700 Severe Service
 2007-05 International 8100-8600 Heavy-Duty
 2007-05 International 9100-9900 Heavy-Duty
 2007-84 Kenworth C500
 2003-84 Kenworth K100
 1985-84 Kenworth L700
 2007-97 Kenworth T2000
 1996-86 Kenworth T400
 1996-86 Kenworth T450
 2007-86 Kenworth T600
 2007-86 Kenworth T800
 2007-84 Kenworth W900
 2007-91 Peterbilt 320
 2004-96 Peterbilt 330
 2007-05 Peterbilt 335
 2007-86 Peterbilt 357
 2007-86 Peterbilt 359
 2003-86 Peterbilt 362
 1995-91 Peterbilt 372
 2003-86 Peterbilt 375
 2003-86 Peterbilt 377
 2007-86 Peterbilt 378
 2007-86 Peterbilt 379
 2007-86 Peterbilt 385
 2007-06 Peterbilt 386
 2007-00 Peterbilt 387
 2007-04 Peterbilt 389
 1990-86 Peterbilt All Models (By Engine)
 2007-99 Sterling A-Line A9500 / AT9500
 2000-99 Sterling Condor
 2008-01 Sterling L7500
 2007-99 Sterling L-Line 7500 / 8000 / 8500 / 9500
 2008-01 Sterling L-Line Medium Duty
 2001-99 Sterling Silver Star Series
 2000-94 Volvo ACL42 / ACL64 Series
 1993-86 Volvo All Models (By Engine)
 2009-94 Volvo VNL Series
 2009-04 Volvo VT Series
 2003-84 Western Star All Models (By Engine)
 1995-86 White All Models (By Engine)

BUYERS GUIDE - STARTERS

YEAR MAKE / MODEL

YEAR MAKE / MODEL

6566N

New Starter - Delco 42MT Series, 12V, CW, 12-Tooth Pinion



- 1999-96 Ford L6000
- 1999-96 Ford L7000
- 1999-96 Ford L8000
- 1999-96 Ford L9000
- 1999-86 Freightliner FL, FLC 112 / 120
- 2000-86 Freightliner FLD 112 / 120
- 1995-86 Kenworth C500
- 1995-86 Kenworth K100
- 1997-94 Kenworth K300
- 2007-96 Kenworth T300
- 1996-91 Kenworth T400
- 1996-91 Kenworth T450
- 2007-86 Kenworth T600
- 2007-86 Kenworth T800
- 2003-86 Kenworth W900
- 1994-91 Peterbilt 320
- 1994-86 Peterbilt 357
- 1994-86 Peterbilt 359
- 1994-86 Peterbilt 375
- 1994-91 Peterbilt 377
- 1994-86 Peterbilt 378
- 1994-91 Peterbilt 379
- 2000-99 Sterling L-Line 7500 / 8000 / 8500 / 9500
- 1993-83 Volvo All Models (By Engine)
- 2000-94 Volvo WA / WC / WG / WH / WI / WX Series
- 1999-86 Western Star All Models (By Engine)

6571N

New Starter - Delco 28MT OSGR, 12V, CW, 12-Tooth Pinion



- 1973-67 Waukesha 180
- 1974-70 Waukesha 180DCL

6573N

New Starter - Delco 28MT OSGR, 12V, CW, 10-Tooth Pinion



- 1992-91 Consolidated Diesel 4B
- 1992-91 Consolidated Diesel 6B
- 2000-94 Cummins Engines B Series
- 1984-83 Ford E-250 Econoline Club Wagon
- 1984-83 Ford E-350 Econoline
- 1984-83 Ford E-350 Econoline Club Wagon
- 1984-83 Ford F-250
- 1984-83 Ford F-350

6573N - continued

- 2001-98 Freightliner FC80
- 2001-94 Freightliner FL 50
- 1993-89 Freightliner FL 90
- 2001-94 Freightliner FL60
- 2001-94 Freightliner FL70
- 2001-94 Freightliner FL80
- 2003-99 Kenworth K300
- 2004-94 Kenworth T300
- 2007-04 Kenworth T300 Medium Duty
- 2001 Sterling Acterra M5500 / 6500 / 7500 / 8500
- 2001-99 Sterling Cargo SC7000 / SC8000
- 2002-99 Sterling SC7000 / SC8000

6575N

New Starter - Delco 28MT OSGR, 12V, CW, 12-Tooth Pinion



- 1990-79 Waukesha 4-220D

6576N

New Starter - Delco 28MT OSGR, 12V, CW, 10-Tooth Pinion



- 1974-67 Waukesha 180
- 1974-70 Waukesha 180DCL
- 1990-75 Waukesha VRD155
- 1983-79 Waukesha VRD-232
- 1995-90 White All Models (By Engine)

6582N

New Starter - Delco 28MT OSGR, 24V, CW, 10-Tooth Pinion



- 1992-91 Consolidated Diesel 4B
- 1992-91 Consolidated Diesel 6B

6583N

New Starter - Delco 28MT OSGR, 12V, CW, 10-Tooth Pinion



- 1992-91 Consolidated Diesel 4B
- 1992-91 Consolidated Diesel 6B

BUYERS GUIDE - STARTERS

YEAR MAKE / MODEL

YEAR MAKE / MODEL

6585N

New Starter - Delco 28MT OSGR, 12V, CW, 10-Tooth Pinion



- 1998-94 Bluebird All Models (By Engine)
- 1999-92 Ford B600
- 1999-92 Ford B700
- 1999-92 Ford B800
- 1999-92 Ford F600
- 1999-92 Ford F700
- 1999-92 Ford F800
- 1999-92 Ford F900
- 1999-92 Ford L6000
- 1999-92 Ford L7000
- 1999-92 Ford L8000
- 1999-92 Ford L9000

6594N

New Starter - Delco 28MT OSGR, 24V, CW, 10-Tooth Pinion



- 2003-90 Lister-Petter Various

6595N

New Starter - Delco 28MT OSGR, 12V, CW, 10-Tooth Pinion



- 1999-92 Ford B600
- 1999-92 Ford B700
- 1999-92 Ford B800
- 1999-92 Ford F600
- 1999-92 Ford F700
- 1999-92 Ford F800
- 1999-92 Ford F900
- 1999-92 Ford L6000
- 1999-92 Ford L7000
- 1999-92 Ford L8000
- 1999-92 Ford L9000

6602N

New Starter - Starter - Delco 28MT Series OSGR, 2.9kW, 12V, CW, 10-Tooth Pinion



- 2001-86 Mack CS Series (Midliner)
- 1999-86 Mack MS Series (Midliner)

6603N

New Starter - Delco 28MT OSGR, 12V, CW, 10-Tooth Pinion



- 2006-00 Ford F650
- 2006-00 Ford F750
- 2003-98 International 5000-5900 Series Severe Service
- 2003-94 Kenworth K300
- 2003-96 Kenworth T300
- 2007-04 Kenworth T300 Medium Duty

6605N

New Starter - Nikko OSGR, 4.0kW, 24V, CW, 9-Tooth Pinion



- 2006-01 Mercedes-Benz L 1218
- 2006-00 Mercedes-Benz Unimog U-300
- 2006-00 Mercedes-Benz Unimog U-400
- 2006-00 Mercedes-Benz Unimog U-500
- 2003-00 Mercedes-Benz Unitog U-300
- 2006-00 Mercedes-Benz Unitog U-400
- 2006-00 Mercedes-Benz Unitog U-500

6610N

New Starter - Delco 28MT OSGR, 3.0kW, 12V, CW, 9-Tooth Pinion



- 2007-02 Bluebird All Models (By Engine)
- 2007-03 Freightliner Business Class M2
- 2004-00 Freightliner FL 50
- 2004-00 Freightliner FL60
- 2005-00 Freightliner FL70
- 2004-00 Freightliner FL80
- 2007-01 Sterling Acterra M5500 / 6500 / 7500 / 8500

BUYERS GUIDE - STARTERS

YEAR MAKE / MODEL

YEAR MAKE / MODEL

6613N

New Starter - Delco 41MT DD, 12V, CW, 12-Tooth Pinion



2000-93 International 2554 / 2564 Series
 2001-93 International 2654 Series
 1994-93 International 2674 / 2675 Series
 2007-93 International 3000-3900 Series Bus
 2007-93 International 4000-4900 Series Medium-Duty
 2007-93 International 7100-7700 Severe Service
 2007-93 International 8100-8600 Heavy-Duty
 1997-94 Kenworth K300
 2007-96 Kenworth T300
 2007-98 Kenworth T600
 2007-98 Kenworth T800
 2003-02 Kenworth W900
 2003-98 Peterbilt 320
 2003-95 Peterbilt 379
 2003-99 Sterling A-Line A9500 / AT9500
 2005-01 Sterling Condor

6630N

New Starter - Delco 41MT DD, 12V, CW, 12-Tooth Pinion



2007-03 Freightliner Business Class M2
 2003-98 Freightliner FC80
 2001-94 Freightliner FL 50
 2004-94 Freightliner FL60
 2005-94 Freightliner FL70
 2004-94 Freightliner FL80
 2003-97 International 2554 / 2564 Series
 2003-97 International 2574 / 2575 Series
 2003-97 International 2674 / 2675 Series
 1996-94 International 4000-4900 Series Medium-Duty
 2007-01 Sterling Acterra M5500 / 6500 / 7500 / 8500
 2008-99 Sterling L-Line 7500 / 8000 / 8500 / 9500

6640N

New Starter - Ford PMGR PMGR, 1.5kW, 12V, CW, 10-Tooth Pinion



1998-92 Ford B600
 1998-92 Ford B700
 1998-92 Ford B800
 1998-92 Ford F600
 1998-92 Ford F700
 1998-92 Ford F800
 1998-92 Ford F900

6646N

New Starter - Ford PMGR Noseless PMGR, 1.4kW, 12V, CW, 12-Tooth Pinion



2002 Ford E-450 Econoline Super Duty
 2005-00 Ford Excursion
 1999 Ford F-250
 2013-99 Ford F-250 Super Duty
 2013-99 Ford F-350 Super Duty
 2013-99 Ford F-450 Super Duty
 2013-99 Ford F53
 2013-99 Ford F-550 Super Duty

6667N

New Starter - Delco 41MT Series, 12V, CW, 12-Tooth Pinion



2004-03 Freightliner Business Class M2
 2004-94 Freightliner FL 50
 2004-94 Freightliner FL60
 2004-94 Freightliner FL70
 2004-94 Freightliner FL80
 2004-94 Kenworth T300
 2003-95 Peterbilt 320
 2004-96 Peterbilt 330
 1999-95 Peterbilt 357
 1999-95 Peterbilt 362
 2001-95 Peterbilt 375
 2004-01 Sterling Acterra M5500 / 6500 / 7500 / 8500
 2004-01 Sterling Condor
 2004-99 Sterling L-Line 7500 / 8000 / 8500 / 9500
 2003-96 Western Star All Models (By Engine)

6668N

New Starter - Delco 41MT DD, 12V, CW, 12-Tooth Pinion, OCP Thermostat



2003-96 Bluebird All Models (By Engine)
 2002-99 Chevrolet B7
 2002-00 Chevrolet C7500 Kodiak
 2003-00 Ford F650
 2003-00 Ford F750
 1999-98 Ford L6000
 1999-98 Ford L7000
 1999-98 Ford L8000
 1999-98 Ford L9000
 2004-03 Freightliner Business Class M2
 2004-94 Freightliner FL 50
 2004-94 Freightliner FL60
 2004-94 Freightliner FL70

BUYERS GUIDE - STARTERS

YEAR MAKE / MODEL

6668N - continued

2004-94 Freightliner FL80
 2002-99 GMC B7
 2002-00 GMC C7500 Topkick
 2007-94 Kenworth T300
 2003-95 Peterbilt 320
 2004-96 Peterbilt 330
 1999-95 Peterbilt 357
 1999-95 Peterbilt 362
 2001-95 Peterbilt 375
 2004-01 Sterling Acterra M5500 / 6500 / 7500 / 8500
 2004-01 Sterling Condor
 2004-99 Sterling L-Line 7500 / 8000 / 8500 / 9500
 2003-96 Western Star All Models (By Engine)

6669N

New Starter - Ford OSGR, 3.5kW, 12V, CW, 12-Tooth Pinion



2003 Ford E-350
 2003 Ford E-350 Club Wagon
 2002-01 Ford E-350 Econoline
 2002-01 Ford E-350 Econoline Club Wagon
 2002-01 Ford E-450 Econoline Super Duty
 2002-01 Ford E-450 Econoline Super Duty Stripped
 2003 Ford E-450 Super Duty
 2003 Ford E-450 Super Duty Stripped Chassis
 2002 Ford E-550 Econoline Super Duty
 2003 Ford E-550 Super Duty
 2003-01 Ford Excursion
 2003-01 Ford F-250 Super Duty
 2003-01 Ford F-350 Super Duty
 2003-01 Ford F-450 Super Duty
 2003-01 Ford F-550 Super Duty

6670N

New Starter - Ford OSGR OSGR, 3.0kW, 12V, CW, 12-Tooth Pinion



2005-04 Ford E-350 Club Wagon
 2010-04 Ford E-350 Super Duty
 2008-04 Ford E-450 Super Duty
 2005-03 Ford Excursion
 2007-03 Ford F-250 Super Duty
 2007-03 Ford F-350 Super Duty
 2007-03 Ford F-450 Super Duty
 2007-03 Ford F-550 Super Duty
 2010-06 Ford LCF

YEAR MAKE / MODEL

6674N

New Starter - Ford PMGR EXT Bolts PMGR, 1.4kW, 12V, CW, 11-Tooth Pinion



2010 Ford Transit Connect

6675N

New Starter - Ford OSGR, 3.1kW, 12V, CW, 12-Tooth Pinion



2009 Ford E-350 Super Duty
 2010-08 Ford F-250 Super Duty
 2010-08 Ford F-350 Super Duty
 2010-08 Ford F-450 Super Duty
 2010-08 Ford F-550 Super Duty

6752N

New Starter - Delco 37MT Series, 12V, CW, 10-Tooth Pinion



2004-00 Ford F650
 2004-00 Ford F750
 1999-98 Ford L6000
 1999-98 Ford L7000
 1999-98 Ford L8000
 1999-98 Ford L9000
 2004-01 Sterling Acterra M5500 / 6500 / 7500 / 8500
 2004-01 Sterling Condor
 2004-99 Sterling L-Line 7500 / 8000 / 8500 / 9500

6757N

New Starter - Delco PG260H PMGR, 12V, CW, 11-Tooth Pinion



2008-06 Chevrolet Express 2500
 2008-06 Chevrolet Express 3500
 2008-06 Chevrolet Silverado 2500 HD
 2007-06 Chevrolet Silverado 3500
 2008-07 Chevrolet Silverado 3500 HD
 2008-06 Chevrolet Suburban 2500
 2008-06 GMC Savana 2500
 2008-06 GMC Savana 3500
 2008-06 GMC Sierra 2500 HD

BUYERS GUIDE - STARTERS

YEAR MAKE / MODEL

6757N - continued

2007-06 GMC Sierra 3500
2009-07 GMC Sierra 3500 HD
2008-06 GMC Yukon XL 2500
2008-06 Hummer H2

6777N

New Starter - Delco 42MT DD, 12V, CW, 12-Tooth Pinion, OCP Thermostat



2007-03 Freightliner Business Class M2
2003-98 Freightliner FC80
2001-94 Freightliner FL 50
2004-94 Freightliner FL60
2005-94 Freightliner FL70
2004-94 Freightliner FL80
1992-90 Freightliner FLD 112 / 120
2003-99 International 1754
2007-93 International 4000
2007-03 International 4300
2007-03 International 4400
2005-97 International 4700
2003-97 International 4800
2003-99 International 2300-2375 Series
2003-99 International 2554 / 2564 Series
2003-99 International 2574 / 2575 Series
2003-99 International 2654 Series
2003-93 International 2674 / 2675 Series
2007-93 International 3000-3900 Series Bus
2003-99 International 4000-4900 Series Medium-Duty
2003-99 International 5000-5900 Series Severe Service
2007-90 International 7100-7700 Severe Service
2007-90 International 8100-8600 Heavy-Duty
2003-91 Peterbilt 320
2007-96 Peterbilt 330
2007-05 Peterbilt 335
2007-06 Peterbilt 340
1999-91 Peterbilt 357
1999-91 Peterbilt 375
2003-95 Peterbilt 379
2007-01 Sterling Acterra M5500 / 6500 / 7500 / 8500
2008-99 Sterling L-Line 7500 / 8000 / 8500 / 9500
2002-94 Volvo ACL42 / ACL64 Series
2007-01 Volvo VHD Series
2007-97 Volvo VNL Series
2007-97 Volvo VNM Series
2001-94 Volvo WA / WC / WG / WH / WI / WX Series
2003-90 Volvo WG
2003-96 Volvo WX
1995-89 White All Models (By Engine)

6803N

New Starter - Delco 39MT PLGR, 24V, CW, 12-Tooth Pinion



1992-91 Consolidated Diesel 6C

YEAR MAKE / MODEL

6803N - continued

1988-87 Cummins Engines C Series
2007-03 Cummins Engines ISC Series
1999-94 Cummins Engines L Series

6807N

New Starter - Delco 38MT PLGR, 12V, CW, 10-Tooth Pinion



2008-04 Bluebird All Models (By Engine)
1999-92 Ford F600
1999-92 Ford F700
1999-92 Ford F800
1999-92 Ford F900
1999-92 Ford L6000
1999-92 Ford L7000
1999-92 Ford L8000
1999-92 Ford L9000
2004-00 Freightliner FL50
2004-00 Freightliner FL60
2003-00 Freightliner FL70
2008-00 Freightliner FL80
2008-05 Sterling L7500
2008-05 Sterling L-Line
2008-05 Sterling L-Line 7500 / 8000 / 8500 / 9500

6809N

New Starter - Delco 38MT PLGR, 12V, CW, 10-Tooth Pinion



2008-04 Sterling Acterra 5500
2008-04 Sterling Acterra 6500
2008-04 Sterling Acterra 7500
2008-04 Sterling Acterra 8500
2003-99 Sterling A-Line A9500 / AT9500
2005-01 Sterling Condor
2008-99 Sterling L-Line

6819N

New Starter - Delco 39MT PLGR, 24V, CW, 11-Tooth Pinion



1985-83 Cummins Engines 855 Series
1993-83 Cummins Engines L Series
1985-83 Cummins Engines V Series
1992-90 Freightliner Classic
1992-82 Freightliner FL, FLC 112 / 120
1992-86 Freightliner FLD 112 / 120
1987-83 Freightliner FLT Series
1987-84 International 2200-2275 Series

BUYERS GUIDE - STARTERS

YEAR MAKE / MODEL

YEAR MAKE / MODEL

6819N - *continued*

1987-84 International 2300-2375 Series
 1987-84 International 2574 / 2575 Series
 1989-84 International 2674 / 2675 Series
 1989-84 International Paystar
 1987-84 International S Series
 1987-75 International Transtar
 1994-84 Kenworth C500
 1994-84 Kenworth K100
 1994-84 Kenworth L700
 1994-86 Kenworth T2000
 1994-86 Kenworth T400
 1994-86 Kenworth T450
 1994-86 Kenworth T600
 1994-86 Kenworth T800
 1993-84 Kenworth W900
 1999-88 Mack CH Series
 1999-90 Mack CL Series
 1990-84 Mack CM Series
 1999-84 Mack DM / DMM Series
 1990-84 Mack F / FL / FS Series
 2009-00 Mack FCM Series
 1999-87 Mack FDM Series
 2002-94 Mack LE
 1994-84 Mack MC Series
 1994-84 Mack MH Series
 1999-84 Mack MR Series
 1990-84 Mack R Series
 1999-84 Mack RB Series
 1999-84 Mack RD Series
 1990-84 Mack RL Series
 1994-84 Mack RM Series
 1990-84 Mack RS Series
 1994-84 Mack RW Series
 1985-84 Mack U Series
 2007-98 MCI All Models (By Engine)
 1993-83 Volvo All Models (By Engine)
 2003-84 Western Star All Models (By Engine)
 1995-82 White All Models (By Engine)

6821N

New Starter - Delco 39MT Series, 7.3kW, 12V, CW, 12-Tooth Pinion



2007-03 Freightliner Business Class M2
 2006-04 Freightliner Century Class
 2006-98 Freightliner FC80
 2006-94 Freightliner FL 50
 2006-94 Freightliner FL60
 2006-94 Freightliner FL70
 2006-94 Freightliner FL80
 2003-91 Peterbilt 320
 2007-96 Peterbilt 330
 2007-05 Peterbilt 335
 2007-06 Peterbilt 340
 2003-95 Peterbilt 379
 2008-01 Sterling Acterra M5500 / 6500 / 7500 / 8500
 2008-99 Sterling L-Line 7500 / 8000 / 8500 / 9500

6823N

New Starter - Delco PLGR, 24V, CW, 12-Tooth Pinion



1992-91 Consolidated Diesel 6C
 1988-83 Cummins Engines C Series
 2007-03 Cummins Engines ISC Series
 1999-94 Cummins Engines L Series
 1984 Kenworth C500
 1984 Kenworth K100
 1984 Kenworth L700
 1984 Kenworth W900

6826N

New Starter - Delco 39MT PLGR, 24V, CW, 12-Tooth Pinion



1992-91 Consolidated Diesel 6C
 1988-83 Cummins Engines C Series
 2007-03 Cummins Engines ISC Series
 1999-94 Cummins Engines L Series
 1984 Kenworth C500
 1984 Kenworth K100
 1984 Kenworth L700
 1984 Kenworth W900

6831N

New Starter - Delco 38MT PLGR, 12V, CW, 11-Tooth Pinion









2008-04 Bluebird All Models (By Engine)
 2007-03 Freightliner Business Class M2
 2004-00 Freightliner FL 50
 2004-00 Freightliner FL60
 2005-00 Freightliner FL70
 2004-00 Freightliner FL80
 2008-01 Sterling Acterra M5500 / 6500 / 7500 / 8500
 2007-06 Sterling L-Line 7500 / 8000 / 8500 / 9500

6833N

New Starter - Delco 38MT PLGR, 24V, CW, 12-Tooth Pinion



BUYERS GUIDE - STARTERS

YEAR	MAKE / MODEL	YEAR	MAKE / MODEL
6833N - continued		6840N - continued	
1988-87	Cummins Engines C Series	2007-04	Kenworth T300 Medium Duty
2006-03	Cummins Engines ISC Series	2007-01	Sterling Acterra M5500 / 6500 / 7500 / 8500
1985-83	Cummins Engines V Series	2006-99	Sterling Cargo SC7000 / SC8000
2006-03	Nova Bus Various Models	2002-99	Sterling SC7000 / SC8000
6834N		6841N	
New Starter - Delco 38MT Series, 4.6kW, 12V, CW, 10-Tooth Pinion		New Starter - Delco 29MT PLGR, 12V, CW, 10-Tooth Pinion	
			
2006-03	International 2300-2375 Series	1994-93	Ford F600
2006-03	International 2554 / 2564 Series	1997-93	Ford F700
2006-03	International 2574 / 2575 Series	1999-93	Ford F800
2006-03	International 2654 Series	1999-92	Ford F900
2006-03	International 2674 / 2675 Series	1997-93	Ford LN7000
2006-03	International 3000-3900 Series Bus	2006-02	Freightliner FL 50
2006-03	International 4000-4900 Series Medium-Duty	2006-03	Freightliner FL60
2006-03	International 5000-5900 Series Severe Service	2006-02	Freightliner FL70
2006-03	International 7100-7700 Severe Service	2006-02	Freightliner FL80
2006-03	International 8100-8600 Heavy-Duty		
2006-03	International 9100-9900 Heavy-Duty		
6837N		6842N	
New Starter - Delco 39 MT Series, 24V, CW, 11-Tooth Pinion		New Starter - Delco 29MT PLGR, 12V, CW, 9-Tooth Pinion	
			
2006-03	Mack CL Series	2007-02	Bluebird All Models (By Engine)
2007-03	Mack CV Series	2007-03	Freightliner Business Class M2
2006	Mack DM / DMM Series	2004-00	Freightliner FL 50
2006-03	Mack FCM Series	2004-00	Freightliner FL60
2006-03	Mack FDM Series	2005-00	Freightliner FL70
2006-03	Mack Granite Series	2004-00	Freightliner FL80
2006-03	Mack RD Series	2007-01	Sterling Acterra M5500 / 6500 / 7500 / 8500
2006-03	Mack RL Series	2007-06	Sterling L-Line 7500 / 8000 / 8500 / 9500
2006-03	Mack RS Series		
2006-03	Mack RW Series		
2007-98	MCI All Models (By Engine)		
2008-98	Prevost Truck Models (By Engine)		
6840N		6843N	
New Starter - Delco 29MT PLGR, 12V, CW, 10-Tooth Pinion		New Starter - Delco 29MT PLGR, 12V, CW, 10-Tooth Pinion	
			
2006-00	Ford F650	2006-05	Bluebird All Models (By Engine)
2006-00	Ford F750	2007-99	International 3000-3900 Series Bus
2001-98	Freightliner FC80	2007-03	International 4000-4900 Series Medium-Duty
2006-94	Freightliner FL 50	2006-02	International 5000-5900 Series Severe Service
2006-94	Freightliner FL60	2006-02	International 7100-7700 Severe Service
2006-94	Freightliner FL70	2006-02	International 8100-8600 Heavy-Duty
2006-94	Freightliner FL80	2006-02	International 9100-9900 Heavy-Duty

BUYERS GUIDE - STARTERS

YEAR MAKE / MODEL

YEAR MAKE / MODEL

6844N

New Starter - Delco 29MT PLGR, 12V, CW, 10-Tooth Pinion



2002 International 5000-5900 Series Severe Service

6853N

New Starter - Delco 39MT PLGR, 24V, CW, 11-Tooth Pinion



2008-98 Prevost Truck Models (By Engine)

6857N

New Starter - Delco 39MT Series, 24V, CW, 12-Tooth Pinion



2010-96 Mercedes-Benz Actros
2013-01 Mercedes-Benz Travego

6859N

New Starter - Delco 38MT, 4.6kW, 12V, CW, 12-Tooth Pinion



2008-03 Freightliner Business Class M2
2008-04 Freightliner FC80
2008-94 Freightliner FL60
2008-94 Freightliner FL70
2008-97 Freightliner FL80
2006-03 International 1754
2006-03 International 2200-2275 Series
2006-03 International 2674 / 2675 Series
2007-96 Peterbilt 330
2007-05 Peterbilt 335
2008-04 Sterling Acterra 5500
2008-04 Sterling Acterra 6500
2008-04 Sterling Acterra 7500
2008-04 Sterling Acterra 8500
2007-04 Sterling Acterra M5500 / 6500 / 7500 / 8500
2003-99 Sterling A-Line
2005-01 Sterling Condor
2008-99 Sterling L7500
2008-05 Sterling L-Line
2008-99 Sterling L-Line 7500 / 8000 / 8500 / 9500

6867N

New Starter - Delco 39MT PLGR, 12V, CW, 11-Tooth Pinion



2007-00 Mack CH Series
2003-00 Mack CL Series
2007-06 Mack CT / CTP Series
2007-01 Mack CV Series
2005-00 Mack CX Series (Vision)
2007-00 Mack DM / DMM Series
2002-00 Mack FCM Series
2007-02 Mack Granite Series
2002-00 Mack LE
2007-00 Mack MR Series
2007-00 Mack RB Series
2007-00 Mack RD Series

6896N

New Starter - Delco 42MT DD, 12V, CW, 12-Tooth Pinion



2003 Freightliner Argosy
2008-03 Freightliner Business Class M2
2008-01 Freightliner Century Class
2008-01 Freightliner Classic
2008-01 Freightliner Columbia
2003-01 Freightliner FL, FLC 112 / 120
2008-01 Freightliner FLD 112 / 120
2007-03 Sterling A-Line A9500 / AT9500
2008-03 Sterling L-Line 7500 / 8000 / 8500 / 9500
2008-02 Western Star All Models (By Engine)

6907N

New Starter - Delco 39MT PLGR, 7.3kW, 12V, CW, 12-Tooth Pinion



All Bluebird All Models (By Engine)
1990 Chevrolet C5500 Kodiak
1989-79 Chevrolet C60
1990 Chevrolet C6500 Kodiak
1989-79 Chevrolet C6D
1989-79 Chevrolet C70
1990 Chevrolet C7500 Kodiak
1989-79 Chevrolet C7D
1972-67 Chevrolet HJ70
1978-76 Chevrolet HY70
1988-79 Chevrolet J8C Bruin
1988-79 Chevrolet J9C Bruin
1972-67 Chevrolet JJ70
1978-76 Chevrolet JY70

BUYERS GUIDE - STARTERS

YEAR MAKE / MODEL

YEAR MAKE / MODEL

6910N

New Starter - Delco 39MT PLGR, 12V, CW, 12-Tooth Pinion, OCP Thermostat



- 2003 Freightliner Argosy
- 2008-03 Freightliner Business Class M2
- 2008-01 Freightliner Century Star
- 2008-01 Freightliner Classic
- 2008-01 Freightliner Columbia
- 2003-01 Freightliner FL, FLC 112 / 120
- 2008-01 Freightliner FLD 112 / 120
- 2008-03 Sterling A-Line A9500 / AT9500
- 2008-03 Sterling L-Line 7500 / 8000 / 8500 / 9500
- 2008-02 Western Star All Models (By Engine)

6911N

New Starter - Delco 39MT PLGR, 12V, CW, 11-Tooth Pinion, OCP Thermostat



- 1999-85 Ford L6000
- 1999-85 Ford L7000
- 1999-85 Ford L8000
- 1999-85 Ford L9000
- 2008-00 Freightliner Argosy
- 2008-03 Freightliner Business Class M2
- 2008-96 Freightliner Century Class
- 2008-93 Freightliner Classic
- 2008-99 Freightliner Columbia
- 2008-03 Freightliner Coronado
- 2008-94 Freightliner FL, FLC 112 / 120
- 2003-99 Freightliner FL106
- 2008-93 Freightliner FLD 112 / 120
- 2003-88 International 2300-2375 Series
- 2000-93 International 2574 / 2575 Series
- 2000-93 International 2674 / 2675 Series
- 2007-93 International 5000-5900 Series Severe Service
- 2007-03 International 7100-7700 Severe Service
- 2007-90 International 8100-8600 Heavy-Duty
- 2007-90 International 9100-9900 Heavy-Duty
- 2008-99 Sterling A-Line A9500 / AT9500
- 2005-01 Sterling Condor
- 2008-99 Sterling L-Line 7500 / 8000 / 8500 / 9500
- 2001-99 Sterling Silver Star Series
- 2002-94 Volvo ACL42 / ACL64 Series
- 2003-01 Volvo VHD Series
- 2008-96 Volvo VNL Series
- 2003-97 Volvo VNM Series
- 2008-04 Volvo VT Series
- 2003-96 Volvo WA / WC / WG / WH / WI / WX Series
- 2008-94 Western Star All Models (By Engine)

6912N

New Starter - Delco 39MT PLGR, 12V, CW, 11-Tooth Pinion, OCP Thermostat



- 2007-96 Kenworth C500
- 2007-97 Kenworth T2000
- 2007-97 Kenworth T600
- 2007-97 Kenworth T800
- 2007-97 Kenworth W900
- 2007-97 Peterbilt 320
- 2003-96 Peterbilt 330
- 2007-05 Peterbilt 335
- 2007-97 Peterbilt 357
- 2007-98 Peterbilt 359
- 2001-97 Peterbilt 375
- 2003-97 Peterbilt 377
- 2007-97 Peterbilt 378
- 2007-97 Peterbilt 379
- 2007-97 Peterbilt 385
- 2007-06 Peterbilt 386
- 2007-00 Peterbilt 387
- 2007-04 Peterbilt 389
- 2006-03 Volvo All Models (By Engine)

6913N

New Starter - Delco 39MT PLGR, 12V, CW, 11-Tooth Pinion, OCP Thermostat



- 2009-00 Mack CH Series
- 2009-00 Mack CL Series
- 2007-06 Mack CT / CTP Series
- 2009-01 Mack CV Series
- 2009-00 Mack CX Series (Vision)
- 2009-00 Mack DM / DMM Series
- 2009-00 Mack FCM Series
- 2008-02 Mack Granite Series
- 2009-00 Mack LE
- 2009-00 Mack MR Series
- 2009-00 Mack RB Series
- 2009-00 Mack RD Series





6914N

New Starter - Delco 39MT PLGR, 12V, CW, 12-Tooth Pinion, OCP Thermostat



- 2002-96 Volvo ACL42 / ACL64 Series
- 2007-01 Volvo VHD Series
- 2007-97 Volvo VNL Series
- 2007-97 Volvo VNM Series
- 2001-96 Volvo WA / WC / WG / WH / WI / WX Series

BUYERS GUIDE - STARTERS

YEAR	MAKE / MODEL	YEAR	MAKE / MODEL
6914N - continued		6919N - continued	
2001-96	Volvo WG	2005-01	Sterling Condor
6919N		2008-99	Sterling L-Line 7500 / 8000 / 8500 / 9500
New Starter - Delco 39MT Series, 7.3kW, 12V, CW, 12-Tooth Pinion		2007-01	Sterling L-Line Medium Duty
		2002-94	Volvo ACL42 / ACL64 Series
1968-67	Dodge All Models (By Engine)	1998-94	Volvo FE42
2003	Freightliner Argosy	2007-01	Volvo VHD Series
2008-03	Freightliner Business Class M2	2007-97	Volvo VNL Series
2008-01	Freightliner Century Class	2007-97	Volvo VNM Series
2008-01	Freightliner Classic	2001-94	Volvo WA / WC / WG / WH / WI / WX Series
2008-01	Freightliner Columbia	2008-02	Western Star All Models (By Engine)
2007-98	Freightliner FC80	1995-94	White All Models (By Engine)
2006-94	Freightliner FL 50	6924N	
2003-01	Freightliner FL, FLC 112 / 120	New Starter - Delco 39MT PLGR, 7.3kW, 12V, CW, 11-Tooth Pinion	
1993-86	Freightliner FL, FLC 11		
2007-98	Freightliner FL50	1979-70	Autocar All Models (By Engine)
2007-94	Freightliner FL60	1986-79	Chevrolet D9K Titan
2006-94	Freightliner FL70	1985-79	Chevrolet D9L Titan
2007-94	Freightliner FL80	1978-71	Chevrolet DI90
2008-01	Freightliner FLD 112 / 120	1978-71	Chevrolet FI90
2003-88	International 1452	1985-79	Chevrolet J8C Bruin
2003-88	International 1754	1985-79	Chevrolet J9C Bruin
2003-88	International 1954	1971-67	Chevrolet MI90
2003-88	International 1652 / 1654	1987-79	Chevrolet N9E Bison
2003-88	International 2300-2375 Series	1987-79	Chevrolet N9F Bison
2003-88	International 2554 / 2564 Series	1978-77	Chevrolet NI90
2003-97	International 2574 / 2575 Series	1976-67	Chevrolet TW90
2003-88	International 2654 Series	1976-67	Chevrolet WW90
2003-88	International 2674 / 2675 Series	1968-65	Dodge All Models (By Engine)
2006-87	International 3000-3900 Series Bus	1972-67	Ford All Models (By Engine) - Prior to 1982
2006-88	International 4000-4900 Series Medium-Duty	1999-82	Ford L6000
2007-88	International 5000-5900 Series Severe Service	1999-82	Ford L7000
2003-88	International 7000-7700	1999-82	Ford L8000
2007-93	International 7100-7700 Severe Service	1999-82	Ford L9000
2007-88	International 8100-8600 Heavy-Duty	1969-61	Freightliner All Models (By Engine) - Prior to 1970
2007-88	International 9100-9900 Heavy-Duty	2003-95	Freightliner Argosy
1970-65	International All Models (By Engine) - Prior to 1971	2008-03	Freightliner Business Class M2
1979-72	International Cargostar	2008-96	Freightliner Century Class
1979-71	International Fleetstar	2008-93	Freightliner Classic
1979-71	International Loadstar	2008-99	Freightliner Columbia
1983-80	International S Series	2008-03	Freightliner Coronado
2007-96	Kenworth T300	2008-85	Freightliner FL, FLC 112 / 120
2007-98	Kenworth T600	2003-99	Freightliner FL106
2007-98	Kenworth T800	2004-92	Freightliner FL112
2003-02	Kenworth W900	2005	Freightliner FL80
1990-84	Mack CM Series	1993	Freightliner FL-90
2006-01	Mack Granite	1990-85	Freightliner FLC-11242
2003-01	Mack Granite Series	2008-85	Freightliner FLD 112 / 120
2004-91	Peterbilt 320	1996-86	Freightliner FLD 120
2007-96	Peterbilt 330	1996-95	Freightliner FLD-112 REV
2007-05	Peterbilt 335	1995-90	Freightliner FLD-120
2007-04	Peterbilt 340	1987-85	Freightliner FLT Series
2004-98	Peterbilt 357	1986-79	GMC D9K Titan
2004-98	Peterbilt 375	1985-79	GMC D9L Titan
2004-95	Peterbilt 379	1978-71	GMC DI9500
2008-01	Sterling Acterra 5500	1978-71	GMC FI9500
2008-01	Sterling Acterra 6500	1985-79	GMC J8C Bruin
2008-01	Sterling Acterra 7500	1985-79	GMC J9C Bruin
2008-01	Sterling Acterra 8500	1971-67	GMC MI9500
2008-01	Sterling Acterra M5500 / 6500 / 7500 / 8500	1987-79	GMC N9E Bison
2008-99	Sterling A-Line A9500 / AT9500	1987-79	GMC N9F Bison

BUYERS GUIDE - STARTERS

YEAR	MAKE / MODEL
6924N - continued	
1978-77	GMC N19500
1976-67	GMC TW90
1976-67	GMC WW90
2003-88	International 1754
1993-88	International 1954
1992-88	International 2654
2003-88	International 4000
2003-88	International 2300-2375 Series
1992-88	International 2554 / 2564 Series
2000-93	International 2574 / 2575 Series
2000-88	International 2674 / 2675 Series
2003-97	International 3000-3900 Series Bus
2003-88	International 4000-4900 Series Medium-Duty
2007-93	International 5000-5900 Series Severe Service
2007-97	International 7100-7700 Severe Service
2007-90	International 8100-8600 Heavy-Duty
2007-90	International 9100-9900 Heavy-Duty
1970-57	International All Models (By Engine) - Prior to 1971
1971	International Loadstar
1979-71	International Transtar
1974-71	International Unitstar
1967-62	Kenworth All Models (By Engine) - Prior to 1975
2007-80	Kenworth C500
1983-80	Kenworth K100
1983-80	Kenworth L700
2007-97	Kenworth T2000
2007-97	Kenworth T600
2007-97	Kenworth T800
2007-80	Kenworth W900
2007-88	Mack CH Series
2009-92	Mack CL Series
1990-84	Mack CM Series
2007-06	Mack CT / CTP Series
2007-01	Mack CV Series
2005-00	Mack CX Series (Vision)
2009-84	Mack DM / DMM Series
1994-72	Mack F / FL / FS Series
2009-00	Mack FCM Series
1998-87	Mack FDM Series
2009-01	Mack Granite
2007-02	Mack Granite Series
2009-89	Mack LE
1980	Mack MC Series
2000-97	Mack MR
2009-80	Mack MR Series
1990-72	Mack R Series
2000-97	Mack RB
2009-84	Mack RB Series
2009-84	Mack RD Series
1990-84	Mack RL Series
1994-84	Mack RM Series
1990-84	Mack RS Series
1994-84	Mack RW Series
1980-75	Mack W Series
2007-86	Peterbilt 320
2003-96	Peterbilt 330
2007-05	Peterbilt 335
2007-86	Peterbilt 357
2007-83	Peterbilt 359
1994-83	Peterbilt 362
2001-91	Peterbilt 375
2003-91	Peterbilt 377
2007-91	Peterbilt 378
2007-86	Peterbilt 379
2007-97	Peterbilt 385
2007-06	Peterbilt 386
2007-99	Peterbilt 387
2007-04	Peterbilt 389

YEAR	MAKE / MODEL
6924N - continued	
1985-63	Peterbilt All Models (By Engine)
2007-04	Sterling Acterra 5500
2007-04	Sterling Acterra 6500
2007-04	Sterling Acterra 7500
2007-04	Sterling Acterra M5500 / 6500 / 7500 / 8500
2008-99	Sterling A-Line A9500 / AT9500
2005-01	Sterling Condor
2008-05	Sterling L7500
2008-05	Sterling L-Line
2008-99	Sterling L-Line 7500 / 8000 / 8500 / 9500
2001-99	Sterling Silver Star Series
2002-94	Volvo ACL42 / ACL64 Series
2006-03	Volvo All Models (By Engine)
2003-01	Volvo VHD Series
2008-02	Volvo VN
2009-07	Volvo VNL
2009-94	Volvo VNL Series
2003-97	Volvo VNM Series
2009-07	Volvo VT
2009-04	Volvo VT Series
2003-90	Volvo WA / WC / WG / WH / WI / WX Series
1996-94	Volvo WC
1997-94	Volvo WG
1996-94	Volvo WH
1996-94	Volvo WI
1996-94	Volvo WX
2008-86	Western Star All Models (By Engine)
1995-94	White All Models (By Engine)

6942N

New Starter - Delco PG260H PMGR, 1.4kW, 12V, CW, 11-Tooth Pinion




2013-09	Chevrolet Express 2500
2013-09	Chevrolet Express 3500
2013-09	Chevrolet Express 4500
2013-09	Chevrolet Silverado 2500 HD
2013-09	Chevrolet Silverado 3500 HD
2013-09	Chevrolet Suburban 2500
2013-09	GMC Savana 2500
2013-09	GMC Savana 3500
2013-09	GMC Savana 4500
2013-09	GMC Sierra 2500 HD
2013-10	GMC Sierra 3500 HD
2013-09	GMC Yukon XL 2500
2009	Hummer H2

6970N

New Starter - Delco PG260D PMGR, 1.1kW, 12V, CW, 9-Tooth Pinion



2013-08	Chevrolet Express 2500
2013-08	Chevrolet Express 3500
2013-08	GMC Savana 2500
2013-08	GMC Savana 3500



When it comes to quality semi truck starting and charging, WAI Global is the brand you can depend on.