



YUASA  **BATTERY**

40
YEARS OF
INNOVATION

**2019 POWERSPORTS
BATTERY
APPLICATIONS & SPECIFICATIONS**

CONTENTS




- 05 GYZ CUTAWAY DIAGRAM
- 06 FEATURES AND BENEFITS
- 07 TERMINAL TYPES
- 08 BATTERY TYPE NUMBERS

- 09 AGM BATTERY SPECIFICATIONS
- 11 CONVENTIONAL BATTERY SPECIFICATIONS
- 14 TERMINALS & BATTERY LAYOUTS
- 15 JAPANESE TRACTOR SPECIFICATIONS
BATTERY UPGRADE CROSS REFERENCE



ATV APPLICATIONS

28



BATTERY CHARGING

40



PWC APPLICATIONS

31



32

SNOW APPLICATIONS



BATTERY ACTIVATION

42

- 27 SCOOTER APPLICATIONS
- 34 CONSUMER PRODUCTS
- 35 PROFESSIONAL PRODUCTS
- 37 MERCHANDISING PRODUCTS

- 39 BATTERY SAFETY
- 45 BATTERY INSTALLATION / TESTING
- 46 DIGITAL PRINT TESTER INSTRUCTIONS
- 48 BATTERY MAINTENANCE / STORAGE

DISCLAIMER

The replacement battery information published in this book has been obtained from the equipment manufacturers listed, except as otherwise noted. Users are cautioned that the information contained in this book was the most current information provided to us at the time of publication. The information is subject to change upon notice from equipment manufacturers or field experience. Users should always use the most current edition of the Yuasa Battery Applications and Specifications. Yuasa expressly denies any responsibility for the accuracy of the information provided to us. While we have made every effort to accurately catalog the replacement battery information contained in this book, Yuasa denies any liability for damages as a consequence of using the information in this book. Users should also attempt to obtain replacement battery information from the equipment manufacturer's user manual or service department for their specific application.

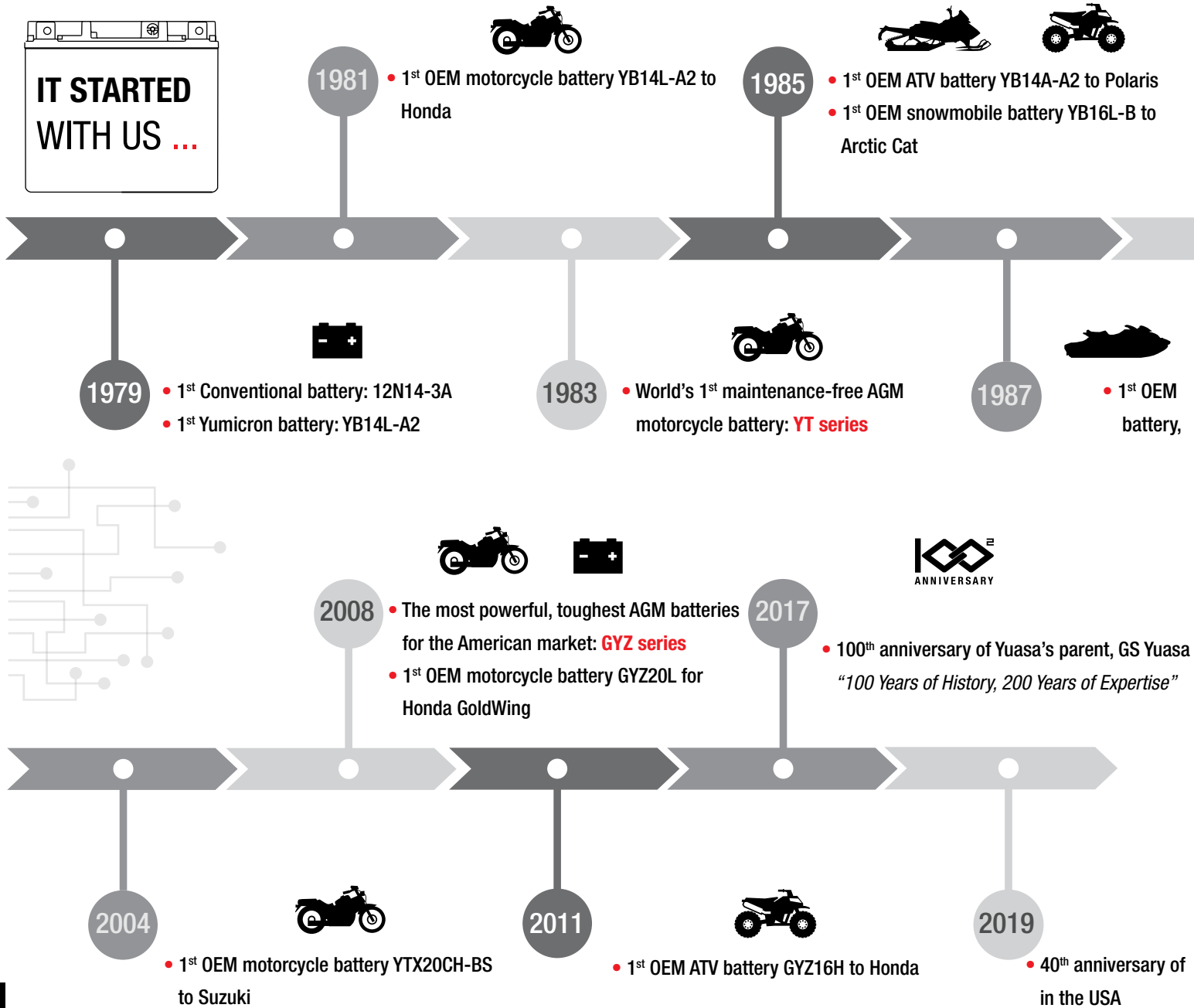
YUASA BATTERY

THE PIONEER AND LEADER
OF POWERSPORTS BATTERIES
SINCE 1979

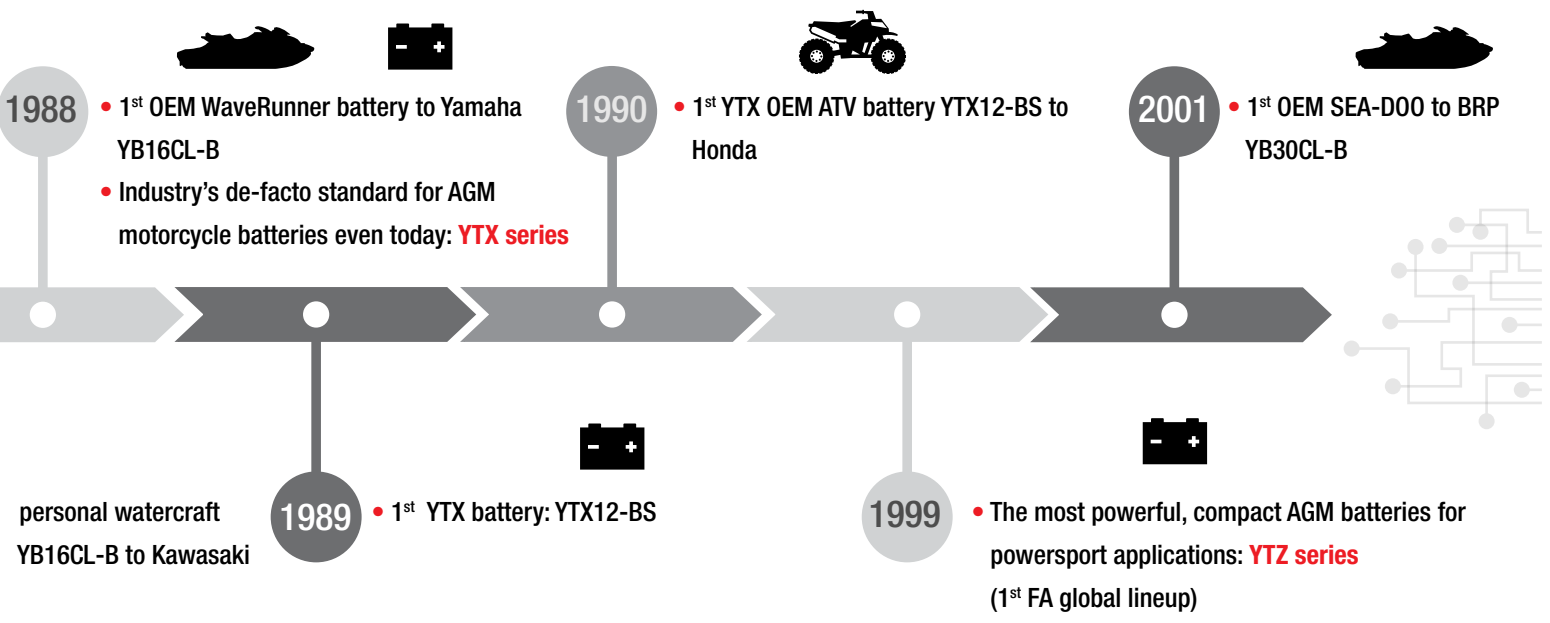
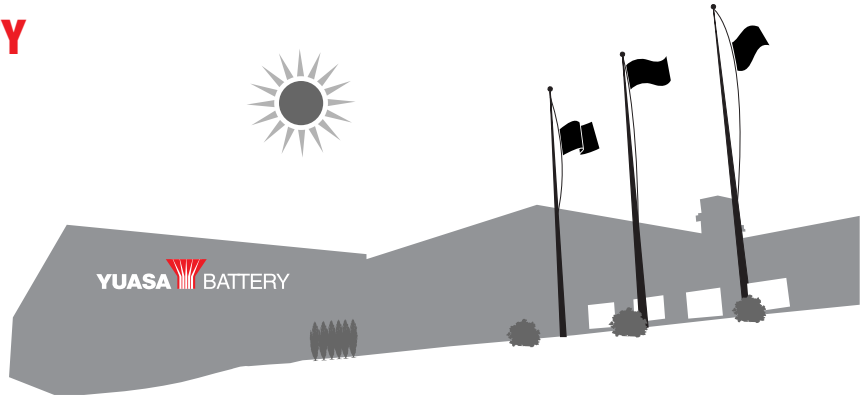
ADVANCED ENGINEERING, PREMIUM



IT STARTED
WITH US ...



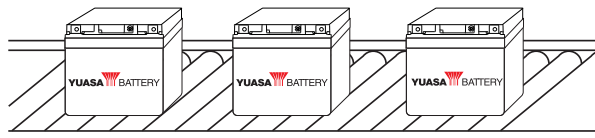
⚡ Yuasa Battery Plant Facility



🔋 THE INDUSTRY STANDARD

Yuasa has set the standard by which all other powersports batteries are judged. It's why **more OEMs** and riders – in the US and worldwide – choose Yuasa.

IT STILL STARTS WITH US ...



40 YEARS OF INNOVATION
manufacturing batteries

BATTERY TYPES



GYZ Series AGM

- AGM separators with superior grid designs for extreme vibration resistance
- More active material surface area for enhanced performance and power
- Supplied “Factory Activated” (nonspillable)
- Highest CCA motorcycle battery (500 CCA on GYZ32HL)
- Large heavy-duty flush terminals with multiple connections (GYZ32HL, GYZ20HL, GYZ20H)
- Built in brass nuts (GYZ32HL, GYZ20H, GYZ20HL)

High Performance AGM

- All the features of a standard AGM battery plus increased power
- H Series: Increased power-up to 30% more cranking amps
- YTZ Series: Small size, lightweight, huge power












AGM (Maintenance Free)

- Maintenance Free – no need to add water, but periodic charging required when not in use
- Absorbed Glass Mat (AGM) Separators – an advanced battery technology that eliminates the need to ever add water
- Advanced lead-calcium technology – holds its specific gravity more than 3 times longer than conventional lead antimony batteries

Yumicron / Conventional

- Special thin separators – allow two extra plates per cell to be installed, for a 30% improvement in cranking performance
- Engineered to protect against corrosion, withstand vibration, and deliver high cranking power
- 6 volt and 12 volt varieties

GYZ CUTAWAY DIAGRAM

GYZ	CAPACITY [AH]	CCA*	V-TWIN	ATV	UPGRADE FOR:	CAPACITY [AH]	CCA*
GYZ16H	16	240			YTX14	12	200
GYZ16HL	16	240			YTX14L	12	200
GYZ20H	20	320			YTX20H	18	310
GYZ20HL	20	320			YTX20HL	18	310
GYZ32HL	32	500			YIX30L	30	400

*CCA measured by BCI/SAE standard at 0° F.

GYZ CUTAWAY DIAGRAM

EZ Grip Cover:
simple installation
(GYZ32HL)

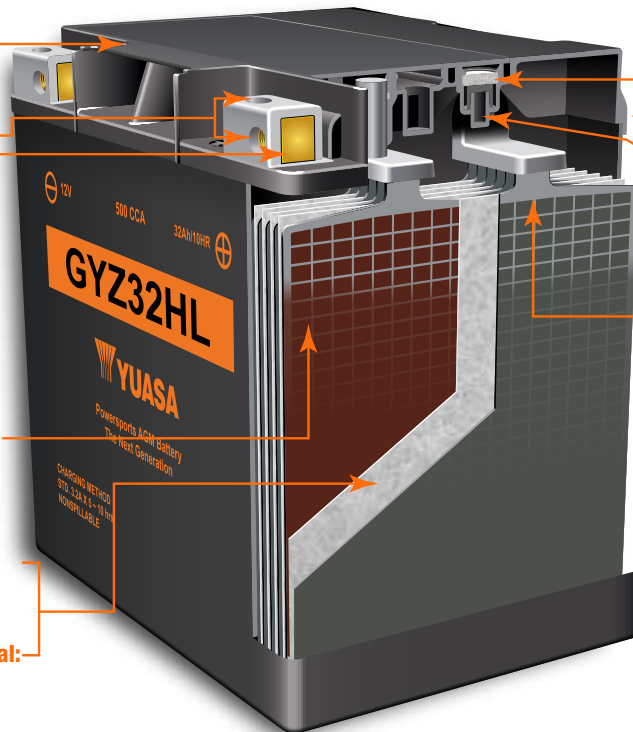
Large heavy-duty flush terminals:
constructed to allow multiple front and top connections, mounting position flexibility

Built-in brass nuts:
up to 50% more conductive than stainless steel
(GYZ32HL, GYZ20H(L))

Enhanced active material:
compounded to withstand vibration, prolong battery life and dependability

Absorbed Glass Mat (AGM) separators:
absorb electrolyte, making the battery nonspillable

Protective separator material:
enhances vibration resistance

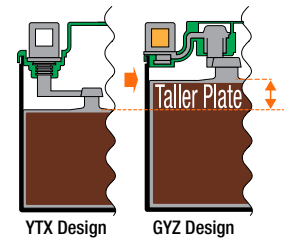






Safety flame-arrestor:
leakproof valve relieves excess pressure

Heat bonded cover:
eliminates leaks and corrosion

Thru-partition construction:
provides shorter current path with less resistance than "over the partition" construction, resulting in more cranking power

Taller plates:
extra surface area for more power: up to 500 CCA and 32 Ah to power more accessories














GYZ	CAPACITY [AH]	CCA*	METRIC	ATV	UPGRADE FOR:	CAPACITY [AH]	CCA*
GYZ16H	16	240			YTX14	12	200
GYZ20L	20	250			YTX20L	18	270

FEATURES AND BENEFITS

Components	Features	Benefits
Cast grid	Special grid design	Severe vibration resistance and improved conductivity
Active material	Proprietary formulation	Reduced shedding, maximum utilization and long service life
Pasted plates	Specified thickness and weight	Ensures vibration resistance through precise compression and proper service life through specified active material balance
Dried-charged plates	Tank formed and dried plates	Properly dried plates in a sealed battery have a virtually limitless shelf-life
Top lead connections	Through-partition construction, large straps	Shorter current path for increased electrical conductivity and higher starting currents, heavier parts for maximum durability
Case-cover seal	Thermal bonded plastic	Air tight seal to prevent air ingress and acid seepage
Terminal-cover seal	Patented poly-seal terminal	Eliminates acid seepage, reduces corrosion and extends battery life
Case and cover	Polypropylene	Superior resistance to gasoline and oil, impact resistant in extreme weather conditions
Additive	Sulfate stop (some models)	Sulfate stop added to reduce the solubility of lead into the acid, which then reduces battery sulfation potential
Yumicron		
Separator	Leaf or envelope separator	Polyethylene with glass mat sheet bonded for compression to withstand severe vibration conditions
GYZ/YTX/High Performance AGM		
Separator	AGM (absorbed glass mat)	High puncture resistant separator for increased service in high vibration applications
Top lead alloy	Calcium alloy	Increased weld strength and severe vibration resistance
Vent system	Valve and flame arrestor	Valve relieves excess pressure to prevent bursting, flame arrestor prevents internal combustion

TERMINAL TYPES

Terminal shapes vary from one battery to another. By identifying the correct replacement battery from the listing in this book, you are assured of the proper terminal configuration. For custom applications, refer to the following chart to identify terminal shape and corresponding batteries.

Terminal					Battery Type				
Type	Illustration	Front	Side	Top					
1					YB7C-A	YTX16-BS-1	YB14L-A1		
2					YB9L-A2	12N5.5-4A	YB16AL-A2		
3					12N24-3	12N24-3A	Y60-N24-A		
4					GYZ20L YB30L-B YTX15L-BS YTX20L-BS	Y50-N18L-A3 YIX30L-BS YTX16-BS YTX24HL-BS	YB12C-A YIX30L-BS-PW YTX20-BS YTX20HL-BS	YB16B-A YTX14AHL-B YTX20H-BS YIX20HL-BS	YB30CL-B YTX14AH-BS YTX20HL-BS-PW
5					GYZ16H GYZ16HL YB4L-B YTX14L-BS	YTX7L-BS KMX14-BS YT12A-BS YTX20CH-BS	YTX9-BS YB16C-B YTX12-BS YTX4L-BS	YTZ5S YTZ7S YB16CL-B YTX14-BS	YTX5L-BS YB4L-A YTX14H-BS YTX7A-BS
6					YB3L-A YB7L-B YB12A-A YB16-B 12N5-3B 12N7-4A 12N9-4B-1 6N6-3B	YB3L-B YB9A-A YB12AL-A YB-16-B-CX 12N5-4B 12N7-4B 12N10-3A 6N6-3B-1	YB5L-B YB9-B YB12AL-A2* YB16L-B 12N5.5-3B 12N7D-3B 6N11A-1B B54-6	YB7-A YB9L-B YB12A-B YB16HL-A-CX 12N5.5A-3B 12N12A-4A-1 6N11-2D B38-6A	YB7B-B YB10L-B YB14A-A1 SYB16L-B 12N7-3B 12N9-3B 6N12A-2D B39-6
7					HYB16A-AB Y50-N18A-A	YB16B-A1** Y50-N18L-A	YB18-A Y50-N18L-A-CX	YB18L-A SY50-N18L-AT	
8					YB10A-A2 YB14-A2 YB14-B2	YB10L-A2 YB14A-A2 YB14L-B2	YB10L-B2 YB14L-A2 12N14-3A	YB12B-B2 SYB14L-A2 12N11-3A-1	
9					YHD-12H				
10					51814	51913	53030	YT19BL-BS	
11					YT9B-BS YT7B-BS	YTZ10S YT12B-BS	YTZ12S	YTZ14S	YT14B-BS
					Note: Terminal is Brass Plated Steel				
12					YTR4A-BS				
13					YT4B-BS				
14					GYZ20H	GYZ32HL	GYZ20HL		
					Note: Encapsulated Brass Nut				

* Includes terminal adapter for converting to top mount

** Includes terminal adapter for converting to side mount

Part No.	Includes**	Fits				
478030	12mm lg. stainless steel hex bolt 20mm lg. stainless steel hex bolt 8mm stainless steel nut, lock washer and round brass spacer	YTX20-BS YTX20(H)L-BS-PW	YTX20L-BS	YTX20H-BS YB30CL-B	YTX20HL-BS YB30L-B	
479100	12mm lg. stainless steel hex bolt 5mm stainless steel rectangular nut	Y50-N18L-A3 YTX14H-BS	YTX9-BS YTX14AH-BS	YTX12-BS YTX14AHL-BS	YTX14-BS GYZ16H	YTX20CH YIX30L
479862	12mm lg. stainless steel hex bolt 8mm stainless steel rectangular nut	YTX15L-BS YTX24HL-BS	YTX20(H)-BS YIX20HL-BS	YIX30L-BS-PW YB30L-B	GYZ20L YB30CL-B	
479102	14mm lg. stainless steel hex bolt 5mm stainless steel square nut	YB16CL-B YTX14L	YB16C-B Y50-N18L-A-CX	Y50-N18L-A HYB16A-AB	YB18-A	
479104	12mm lg. stainless steel hex bolt 20mm lg. stainless steel hex bolt 5mm stainless steel nut, lock washer and round brass spacer	YTX14L-BS for Harley Davidson Sportster YTX14 ^{FA} for Harley Davidson V-ROD 02-07 YTX14H ^{FA} for Harley Davidson V-ROD 02-07 YTX12 YIX30L				
479643	12mm lg. stainless steel hex bolt 20mm lg. stainless steel hex bolt 8mm brass nut, lock washer and square brass spacer	YTX20H-BS	YTX20HL-BS	YTX24HL-BS	YIX30L-BS	
479876	12mm lg. stainless steel hex bolt 16mm lg. stainless steel hex bolt 5mm rectangular brass nut, lock washer and square brass spacer	GYZ16HL	YIX30L			
479699	12mm lg. stainless steel hex bolt and lock washer	GYZ20H	GYZ20HL	GYZ32HL		
5BNBSSF6M	11mm lg. stainless steel hex bolt 5mm stainless steel hex nut	YB14A-A1 YB14L-A2	YB14L-B2 YB14-A2	YB14A-A2 YB14-B2		
5BNBSS14M	14mm lg. stainless steel hex bolt 5mm stainless steel hex nut	12N74A YB18L-A	HYB16A-AB YHD-12H	YB16L-B Y50-N18L-A	YB18-A SY50-N18L-A	
5BNBSS22M	22mm lg. stainless steel hex bolt 5mm stainless steel hex nut and round brass spacer	YB16-B	YB16-B-CX	YB16HL-A-CX	YB16L-B	

** All hardware listed above is M6 thread

^{FA} Must use factory activated battery

DESIGNATION OF BATTERY TYPE NUMBERS

Conventional

12 N 12A-4 A-1

1 2 3 4 5 6

- 1 Nominal voltage
- 2 Conventional battery
- 3 Size of battery case
- 4 Polarity location
- 5 Exhaust location
- 6 Designates unique terminal

High Performance Conventional

YB 16A L-A2

1 2 3 4

- 1 High Performance Conventional battery
- 2 Size of battery case
- 3 Polarity location
- 4 Terminal and Exhaust location

AGM

YTX 14 A H L-BS-1

1 2 3 4 5 6 7

- 1 High Performance AGM (YTX, YIX, YTZ, YT, GYZ)
- 2 Performance classification
- 3 Designates unique battery case size
- 4 Higher CCA
- 5 Polarity location
- 6 Bottle supplied electrolyte
- 7 Designates unique terminal

BATTERY SPECIFICATIONS

AGM, High Performance

FACTORY ACTIVATED (Non-Spillable)

12 VOLT

Battery Type	Capacity Ah (10-HR)	Dimensions – Inches (± 1/16 in)			Dimensions – Millimeters (± 2 mm)			Assembly Figure (As Per Cover Polarity)	Approx Weight with Acid (lbs.)	Terminal Type (Refer to page 7)	Acid Volume (Liter)	Regular Charge Current (Amp)	C.C.A. @ 0 °F (-18 °C)
		L	W	H	L	W	H						
GYZ16H	16	6	3 7/16	5 3/4	150	87	145	⊕ ⊖	12.4	5	N/A	1.6	240
GYZ16HL	16	6	3 7/16	5 3/4	150	87	145	⊖ ⊕	12.4	5	N/A	1.6	240
GYZ20L	20	6 7/8	3 7/16	6 1/8	175	87	155	⊖ ⊕	15.2	4	N/A	2.0	250
GYZ20H	20	6 7/8	3 7/16	6 1/8	175	87	155	⊕ ⊖	15.7	14	N/A	2.0	320
GYZ20HL	20	6 7/8	3 7/16	6 1/8	175	87	155	⊖ ⊕	15.7	14	N/A	2.0	320
GYZ32HL	32	6 9/16	5	6 7/8	166	126	175	⊖ ⊕	24.7	14	N/A	3.2	500
YTX14AH *	12	5 5/16	3 1/2	6 9/16	134	89	166	⊕ ⊖	11.1	4	N/A	1.2	210
YTX14AHL	12	5 5/16	3 1/2	6 9/16	134	89	166	⊖ ⊕	11.1	4	N/A	1.2	210
YTX14H	12	6	3 7/16	5 3/4	150	87	145	⊕ ⊖	10.6	5	N/A	1.2	240
YTX20CH	18	6	3 7/16	6 3/8	150	87	161	⊕ ⊖	13.4	5	N/A	1.8	270
YTX20H	18	6 7/8	3 7/16	6 1/8	175	87	155	⊕ ⊖	15.1	4	N/A	1.8	310
YTX20HL	18	6 7/8	3 7/16	6 1/8	175	87	155	⊖ ⊕	15.1	4	N/A	1.8	310
YIX20HL	18	6 7/8	3 7/16	6 1/8	175	87	155	⊖ ⊕	15.1	4	N/A	1.8	320
YTX20HL-PW **	18	6 7/8	3 7/16	6 7/8 [§]	175	87	175 [§]	⊖ ⊕	15.1	4	N/A	1.8	310
YTX24HL	21	8 1/8	3 7/16	6 3/8	205	87	162	⊖ ⊕	17.5	4	N/A	2.1	350
YTZ7S	6	4 7/16	2 3/4	4 1/8	113	70	105	⊖ ⊕	4.6	5	N/A	0.6	130
YTZ8V	7	4 7/16	2 3/4	5 1/8	113	70	130	⊖ ⊕	6.0	5	N/A	0.7	120
YTZ10S	8.6	6	3 7/16	3 11/16	150	87	93	⊕ ⊖	7.0	11	N/A	0.9	190
YTZ12S	11	6	3 7/16	4 3/8	150	87	110	⊕ ⊖	8.1	11	N/A	1.1	210
YTZ14S	11.2	6	3 7/16	4 3/8	150	87	110	⊕ ⊖	8.6	11	N/A	1.1	230

FRESH PACK (Battery Supplied Dry with an Acid Bottle)

12 VOLT

Battery Type	Capacity Ah (10-HR)	Dimensions – Inches (± 1/16 in)			Dimensions – Millimeters (± 2 mm)			Assembly Figure (As Per Cover Polarity)	Approx Weight with Acid (lbs.)	Terminal Type (Refer to page 7)	Acid Volume (Liter)	Regular Charge Current (Amp)	C.C.A. @ 0 °F (-18 °C)
		L	W	H	L	W	H						
YTZ5S-BS	3.5	4 7/16	2 3/4	3 3/8	113	70	86	⊖ ⊕	3.5	5	0.20	0.4	65
YTX14AH-BS *	12	5 5/16	3 1/2	6 9/16	134	89	166	⊕ ⊖	11.1	4	0.66	1.2	210
YTX14AHL-BS	12	5 5/16	3 1/2	6 9/16	134	89	166	⊖ ⊕	11.1	4	0.66	1.2	210
YTX14H-BS	12	6	3 7/16	5 3/4	150	87	145	⊕ ⊖	10.6	5	0.69	1.4	240
YTX20CH-BS	18	6	3 7/16	6 3/8	150	87	161	⊕ ⊖	13.4	5	0.82	1.8	270
YTX20H-BS	18	6 7/8	3 7/16	6 1/8	175	87	155	⊕ ⊖	15.1	4	0.93	1.8	310
YTX20HL-BS	18	6 7/8	3 7/16	6 1/8	175	87	155	⊖ ⊕	15.1	4	0.93	1.8	310
YTX20HL-BS-PW **	18	6 7/8	3 7/16	6 7/8 [§]	175	87	175 [§]	⊖ ⊕	15.1	4	0.93	1.8	310
YIX20HL-BS	18	6 7/8	3 7/16	6 1/8	175	87	175	⊖ ⊕	15.1	4	0.93	1.8	320
YTX24HL-BS	21	8 1/8	3 7/16	6 3/8	205	87	162	⊖ ⊕	17.5	4	1.08	2.1	350

* Includes 10mm height spacer for use in replacing YB14A-A1 and YB14A-A2
 ** Includes 20mm height spacer (P) for use in replacing YB16CL-B
 (S) Includes spacer

FACTORY ACTIVATED (Non-Spillable)

12 VOLT

Battery Type	Capacity Ah (10-HR)	Dimensions – Inches (± 1/16 in)			Dimensions – Millimeters (± 2 mm)			Assembly Figure (As Per Cover Polarity)	Approx Weight with Acid (lbs.)	Terminal Type (Refer to page 7)	Acid Volume (Liter)	Regular Charge Current (Amp)	C.C.A. @ 0 °F (-18 °C)
		L	W	H	L	W	H						
YTX9	8	6	3 7/16	4 3/16	150	87	105		6.6	5	N/A	0.9	135
YTX12	10	6	3 7/16	5 1/8	150	87	130		9.2	5	N/A	1.2	180
YT12B	10	6	2 3/4	5 1/8	150	69	130		9.2	5	N/A	1.2	210
YTX14	12	6	3 7/16	5 3/4	150	87	145		10.1	5	N/A	1.4	200
YTX14L	12	6	3 7/16	5 3/4	150	87	145		10.1	5	N/A	1.4	200
YTX15L	13	6 7/8	3 7/16	5 1/8	175	87	130		11.0	4	N/A	1.3	230
YTX20	18	6 7/8	3 7/16	6 1/8	175	87	155		13.9	4	N/A	1.8	270
YTX20L	18	6 7/8	3 7/16	6 1/8	175	87	155		13.9	4	N/A	1.8	270
YIX30L	30	6 9/16	5	6 7/8	166	126	175		22.0	4	N/A	3	400
YIX30L-PW ^Δ	30	6 9/16	5	7 9/16 ^S	166	126	192 ^S		22.0	4	N/A	3.0	400

FRESH PACK (Battery Supplied Dry with an Acid Bottle)

12 VOLT

Battery Type	Capacity Ah (10-HR)	Dimensions – Inches (± 1/16 in)			Dimensions – Millimeters (± 2 mm)			Assembly Figure (As Per Cover Polarity)	Approx Weight with Acid (lbs.)	Terminal Type (Refer to page 7)	Acid Volume (Liter)	Regular Charge Current (Amp)	C.C.A. @ 0 °F (-18 °C)
		L	W	H	L	W	H						
YTR4A-BS	2.3	4 1/2	1 15/16	3 3/8	114	49	86		2.4	12	0.14	0.3	45
YT4B-BS	2.3	4 1/2	1 9/16	3 7/16	114	39	86.5		2.4	13	0.12	0.3	40
YTX4L-BS	3	4 1/2	2 13/16	3 3/8	114	71	86		3.4	5	0.18	0.4	50
YTX5L-BS	4	4 1/2	2 13/16	4 3/16	114	71	106		4.2	5	0.24	0.5	80
YT7B-BS	6.5	6	2 9/16	3 11/16	150	65	93		5.9	11	0.33	0.7	120
YTX7A-BS	6	6	3 7/16	3 3/4	150	87	94		6.3	5	0.33	0.7	105
YTX7L-BS	6	4 1/2	2 13/16	5 3/16	114	71	131		6.1	5	0.33	0.6	100
YT9B-BS	8	6	2 3/4	4 1/8	150	70	105		8.7	11	0.40	0.8	120
YTX9-BS	8	6	3 7/16	4 3/16	150	87	105		6.6	5	0.40	0.9	135
YT12A-BS	10	6	3 7/16	4 3/16	150	87	105		7.7	5	0.47	1.0	175
YT12B-BS	10	6	2 3/4	5 1/8	150	69	130		9.0	11	0.52	1.0	210
YTX12-BS	10	6	3 7/16	5 1/8	150	87	130		9.2	5	0.60	1.2	180
KMX14-BS ^K	12	6	3 7/16	5 3/4	150	87	145		10.1	5	0.69	1.4	200
YT14B-BS	12	6 1/8	2 3/4	5 3/4	150	70	145		11.8	11	0.60	1.2	210
YTX14-BS	12	6	3 7/16	5 3/4	150	87	145		10.1	5	0.69	1.4	200
YTX14L-BS	12	6	3 7/16	5 3/4	150	87	145		10.1	5	0.69	1.4	200
YTX15L-BS	13	6 7/8	3 7/16	5 1/8	175	87	130		11.0	4	0.69	1.3	230
YTX16-BS	14	6	3 7/16	6 3/8	150	87	161		12.6	4	0.78	1.4	230
YTX16-BS-1	14	6	3 7/16	6 3/8	150	87	161		12.6	1	0.78	1.4	230
YT19BL-BS	17.7	7 1/4	3 3/16	6 11/16	184	81	170		12.5	10	0.95	1.8	170
YTX20-BS	18	6 7/8	3 7/16	6 1/8	175	87	155		13.9	4	0.93	1.8	270
YTX20L-BS	18	6 7/8	3 7/16	6 1/8	175	87	155		13.9	4	0.93	1.8	270
YIX30L-BS	30	6 9/16	5	6 7/8	166	126	175		22.0	4	1.40	3.0	400
YIX30L-BS-PW ^Δ	30	6 9/16	5	7 9/16 ^S	166	126	192 ^S		22.0	4	1.40	3.0	400

^K Available at Kawasaki dealers only
^Δ Includes 17mm height spacer (^S) for replacing YB30CL-B
^(S) Includes spacer

BATTERY SPECIFICATIONS

HIGH PERFORMANCE, CONVENTIONAL (Yumicron)

12 VOLT

Battery Type	Capacity Ah (10-HR)	Dimensions – Inches (± 1/16 in)			Dimensions – Millimeters (± 2 mm)			Assembly Figure (As Per Cover Polarity)	Approx Weight w/out Acid (lbs.)	Terminal Type (Refer to page 7)	Acid Volume (oz.)	Regular Charge Current (Amp)
		L	W	H	L	W	H					
YB2.5L-C	2.5	3 3/16	2 3/4	4 1/8	80	70	105		1.7	-	8.1	0.3
YB2.5L-C-1	2.5	3 3/16	2 3/4	4 1/8	80	70	105		1.7	-	8.1	0.3
YB3L-A	3	3 7/8	2 1/4	4 3/8	98	56	110		2.5	6	8.1	0.3
YB3L-B	3	3 7/8	2 1/4	4 3/8	98	56	110		2.5	6	8.1	0.3
YB4L-A	4	4 3/4	2 3/4	3 5/8	120	70	92		2.8	5	10.1	0.4
YB4L-B	4	4 3/4	2 3/4	3 5/8	120	70	92		2.8	5	10.1	0.4
YB5L-B	5	4 3/4	2 3/8	5 1/8	120	60	130		3.5	6	12.2	0.5
YB6L-B ^{D4}	6	5 1/2	2 7/8	3 17/18	138	72.5	100		3.5	6	12.2	0.5
YB7-A	8	5 5/16	3	5 1/4	135	75	133		5.1	6	20.3	0.8
YB7B-B	7	6	2 3/8	5 1/8	150	60	130		4.0	6	16.9	0.7
YB7C-A	8	5 1/8	3 9/16	4 1/2	130	90	114		5.1	1	20.3	0.8
YB7L-B	8	5 5/16	3	5 1/4	135	75	133		5.1	6	20.3	0.8
YB9A-A	9	5 5/16	3	6 1/8	135	75	155		5.3	6	20.3	0.9
YB9L-A2	9	5 5/16	3	5 1/2	135	75	139		5.3	2	20.3	0.9
YB9-B	9	5 5/16	3	5 1/2	135	75	139		5.3	6	20.3	0.9
YB9L-B	9	5 5/16	3	5 1/2	135	75	139		5.3	6	20.3	0.9
YB10A-A2	11	5 5/16	3 9/16	6 1/8	135	90	155		7.0	8	27.0	1.1
YB10L-A2	11	5 5/16	3 9/16	5 3/4	135	90	145		7.0	8	27.0	1.1
YB10L-B	11	5 5/16	3 9/16	5 3/4	135	90	145		7.0	6	27.0	1.1
YB10L-B2	11	5 5/16	3 9/16	5 3/4	135	90	145		7.0	8	27.0	1.1
YB12A-A	12	5 5/16	3 3/16	6 5/16	134	80	160		6.8	6	27.0	1.2
YB12A-A [▲]	12	5 5/16	3 3/16	6 5/16	134	80	160		6.8	6	27.0	1.2
YB12A-A ^{**}	12	5 5/16	3 3/16	6 5/16	134	80	160		6.8	6	27.0	1.2
YB12AL-A ^D	12	5 5/16	3 3/16	6 5/16	134	80	160		6.8	6	25.4	1.2
YB12AL-A	12	5 5/16	3 3/16	6 5/16	134	80	160		6.8	6	25.4	1.2
YB12AL-A2 [*]	12	5 5/16	3 3/16	6 5/16	134	80	160		6.8	8	25.4	1.2
YB12A-B	12	5 5/16	3 3/16	6 5/16	134	80	160		6.8	6	25.4	1.2
YB12B-B2	12	6 5/16	3 9/16	5 1/8	160	90	130		7.1	8	27.0	1.2
YB12C-A	12	5 5/16	3 9/16	6 7/8	134	80	175		7.1	4	27.0	1.2
YB14-A2	14	5 5/16	3 1/2	6 9/16	134	89	166		7.6	8	30.4	1.4
YB14A-A1	14	5 5/16	3 1/2	6 15/16	134	89	176		7.9	6	30.4	1.4
YB14A-A2	14	5 5/16	3 1/2	6 15/16	134	89	176		7.9	8	30.4	1.4
YB14L-A1	14	5 5/16	3 1/2	6 9/16	134	89	166		7.6	1	30.4	1.4

* Includes terminal adaptor for converting to top mount.
 ** When ordering this battery, specify terminal adaptor.
 ▲ When ordering this battery, specify sensor.

^D Discontinued, use YB12AL-A2
^{D4} Discontinued

BATTERY SPECIFICATIONS

HIGH PERFORMANCE, CONVENTIONAL (Yumicron)

12 VOLT

Battery Type	Capacity Ah (10-HR)	Dimensions – Inches (± 1/16 in)			Dimensions – Millimeters (± 2 mm)			Assembly Figure (As Per Cover Polarity)	Approx Weight w/out Acid (lbs.)	Terminal Type (Refer to page 7)	Acid Volume (oz.)	Regular Charge Current (Amp)
		L	W	H	L	W	H					
YB14L-A2	14	5 5/16	3 1/2	6 9/16	134	89	166		7.6	8	30.4	1.4
YB14L-A2 ^{D5}	14	5 5/16	3 1/2	6 9/16	134	89	166		7.6	8	30.4	1.4
YB14L-B2	14	5 5/16	3 1/2	6 9/16	134	89	166		7.6	8	30.4	1.4
YB14-B2	14	5 5/16	3 1/2	6 9/16	134	89	166		7.6	8	30.4	1.4
SYB14L-A2 †	14	5 5/16	3 1/2	6 9/16	134	89	166		7.6	8	30.4	1.4
SYB14L-B2 ^{D1†}	14	5 5/16	3 1/2	6 9/16	134	89	166		7.6	8	30.4	1.4
YB16AL-A2	16	8 1/8	2 13/16	6 7/16	207	71.5	164		8.6	2	37.2	1.6
HYB16A-AB	16	6	3 5/8	7 1/16	151	91	180		8.5	7	30.4	1.6
YB16-B	19	6 7/8	4	6 1/8	175	100	155		10.5	6	40.6	1.9
YB16-B-CX	19	6 7/8	4	6 1/8	175	100	155		10.5	6	40.6	1.9
YB16HL-A-CX	19	6 7/8	4	6 1/8	175	100	155		10.5	6	40.6	1.9
YB16L-B	19	6 7/8	4	6 1/8	175	100	155		10.5	6	40.6	1.9
YB16B-A	16	6 5/16	3 9/16	6 3/8	160	90	161		8.4	4	33.8	1.6
YB16B-A1*	16	6 5/16	3 9/16	6 3/8	160	90	161		8.4	7	33.8	1.6
YB16C-B	19	6 7/8	4	6 7/8	175	100	175		10.1	5	40.6	1.9
YB16CL-B	19	6 7/8	4	6 7/8	175	100	175		10.1	5	40.6	1.9
SYB16L-B ^{D2†}	19	6 15/16	4	6 1/8	175	100	155		9.3	6	43.9	1.9
YB18-A	18	7 1/8	3 9/16	6 3/8	180	90	162		9.4	7	40.6	1.8
YB18L-A	18	7 1/8	3 9/16	6 3/8	180	90	162		9.4	7	40.6	1.8
Y50-N18A-A	20	8 1/8	3 9/16	6 15/16	205	90	176		11.2	7	50.7	2.0
Y50-N18L-A	20	8 1/8	3 9/16	6 3/8	205	90	162		11.2	7	44.0	2.0
Y50-N18L-A-CX	20	8 1/8	3 9/16	6 3/8	205	90	162		11.2	7	44.0	2.0
Y50-N18L-A3	20	8 1/8	3 9/16	6 3/8	205	90	162		11.2	4	44.0	2.0
SY50-N18L-AT †	20	8 1/8	3 9/16	6 3/8	205	90	162		11.2	7	44.0	2.0
Y60-N24-A ^{D4}	28	7 1/4	4 7/8	6 7/8	184	124	175		14.4	3	57.5	2.8
Y60-N24AL-B ^{D3}	28	7 1/4	4 7/8	6 7/8	184	124	175		14.4	3	57.5	2.8
YB30L-B	30	6 5/8	5 3/16	6 15/16	168	132	176		14.1	4	57.5	3.0
YB30CL-B	30	6 5/8	5 3/16	7 9/16	168	132	192.2		14.5	4	57.5	3.0
51814	19 ^{***}	7 7/16	3 1/4	6 7/8	186	82	171		9.4	10	33.8	1.9
51913	19 ^{***}	7 7/16	3 1/4	6 7/8	186	82	171		9.4	10	33.8	1.9
53030	30 ^{***}	7 7/16	5 1/8	6 7/8	186	130	171		16.1	10	54.1	3.0

^{D1} Discontinued, use YB14L-B2
^{D2} Discontinued, use YB16L-B
^{D3} Discontinued, use 53030
^{D4} Discontinued

^{D5} Discontinued, use SYB14L-A2 built in sensor
[†] This battery includes a sensor
^{*} Includes terminal adaptor for converting to side mount
^{***} DIN Standard @ 20 hr. rate

BATTERY SPECIFICATIONS

CONVENTIONAL

6 VOLT

Battery Type	Capacity Ah (10-HR)	Dimensions – Inches (± 1/16 in)			Dimensions – Millimeters (± 2 mm)			Assembly Figure (As Per Cover Polarity)	Approx Weight w/out Acid (lbs.)	Terminal Type (Refer to page 7)	Acid Volume (oz.)	Regular Charge Current (Amp)
		L	W	H	L	W	H					
6N2-2A	2	2 3/4	1 7/8	3 3/4	70	47	96		1.0	-	3.4	0.2
6N2-2A-1 ^{D4}	2	2 3/4	1 7/8	3 3/4	70	47	96		1.0	-	3.4	0.2
6N2-2A-3	2	2 3/4	1 7/8	3 3/4	70	47	96		1.0	-	3.4	0.2
6N2-2A-4	2	2 3/4	1 7/8	3 3/4	70	47	96		1.0	-	3.4	0.2
6N2-2A-8	2	2 3/4	1 7/8	3 3/4	70	47	96		1.0	-	3.4	0.2
6N2A-2C	2	2 3/4	1 7/8	4 3/16	70	47	106		1.0	-	3.4	0.2
6N2A-2C-1 ^{**}	2	2 3/4	1 7/8	4 3/16	70	47	106		1.0	-	3.4	0.2
6N2A-2C-3	2	2 3/4	1 7/8	4 3/16	70	47	106		1.0	-	3.4	0.2
6N4-2A	4	2 13/16	2 13/16	3 3/4	71	71	96		1.3	-	6.8	0.4
6N4-2A-4	4	2 13/16	2 13/16	3 3/4	71	71	96		1.3	-	6.8	0.4
6N4-2A-5	4	2 13/16	2 13/16	3 3/4	71	71	96		1.3	-	6.8	0.4
6N4-2A-6	4	2 13/16	2 13/16	3 3/4	71	71	96		1.3	-	6.8	0.4
6N4-2A-8	4	2 13/16	2 13/16	3 3/4	71	71	96		1.3	-	6.8	0.4
6N4A-4D	4	2 3/8	2 1/4	5 1/8	61	57	131		1.7	-	6.8	0.4
6N4B-2A	4	4	1 7/8	3 3/4	102	48	96		1.7	-	6.8	0.4
6N4B-2A-3	4	4	1 7/8	3 3/4	102	48	96		1.7	-	6.8	0.4
6N4B-2A-5	4	4	1 7/8	3 3/4	102	48	96		1.7	-	6.8	0.4
6N4C-1B	4	2 13/16	2 13/16	4 1/8	71	71	105		1.4	-	6.8	0.4
6N5.5-1D	5.5	3 9/16	2 3/4	3 15/16	90	70	100		1.8	-	10.1	0.6
6N6-3B	6	3 7/8	2 1/4	4 3/8	99	57	111		2.0	6	10.1	0.6
6N6-3B-1	6	3 7/8	2 1/4	4 3/8	99	57	111		2.0	6	10.1	0.6
6N6-1D-2	6	3 7/8	2 1/4	4 3/8	99	57	111		2.0	-	10.1	0.6
6N11-2D	11	5 7/8	2 3/4	3 15/16	150	70	100		3.5	6	13.5	1.1
6N11A-1B	11	4 13/16	2 7/16	5 1/8	122	62	131		3.5	6	13.5	1.1
B54-6 ^{D4}	12	6 1/8	2 1/4	4 9/16	156	57	116		3.8	6	16.9	1.2
6N12A-2D	12	6 1/8	2 1/4	4 9/16	156	57	116		3.8	6	15.2	1.2
B38-6A	13	4 11/16	3 1/4	6 15/16	119	83	161		4.7	6	21.0	1.3
6YB8L-B ^{D4}	8	4 3/4	2 3/4	3 3/4	120	70	95		3.0	6	10.5	0.8
6YB11-2D ^{D4}	11	5 7/8	2 3/4	3 15/16	150	70	100		4.4	6	13.5	1.1

^{**} 6N2A-2C-1 replaces B60-6
^{D4} Discontinued

CONVENTIONAL

12 VOLT

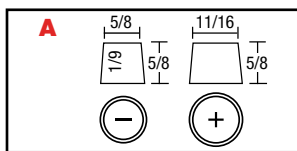
Battery Type	Capacity Ah (10-HR)	Dimensions – Inches (± 1/16 in)			Dimensions – Millimeters (± 2 mm)			Assembly Figure (As Per Cover Polarity)	Approx Weight w/out Acid (lbs.)	Terminal Type (Refer to page 7)	Acid Volume (oz.)	Regular Charge Current (Amp)
		L	W	H	L	W	H					
12N5-3B	5	4 3/4	2 3/8	5 1/8	120	60	130		3.1	6	13.5	0.5
12N5-4B	5	4 3/4	2 3/8	5 1/8	120	60	130		3.1	6	13.5	0.5
12N5.5-3B	5.5	5 5/16	2 3/8	5 1/8	135	60	130		4.3	6	13.5	0.6
12N5.5-4A	5.5	5 5/16	2 3/8	5 1/8	135	60	130		4.3	2	13.5	0.6
12N5.5A-3B	5.5	4 1/16	3 9/16	4 1/2	103	90	114		4.3	6	16.9	0.6
12N7-3B	7	5 5/16	3	5 1/4	135	75	133		4.9	6	16.9	0.7
12N7-4A	7	5 5/16	3	5 1/4	135	75	133		4.9	6	16.9	0.7
12N7-4B	7	5 5/16	3	5 1/4	135	75	133		4.9	6	16.9	0.7
12N7D-3B	7	5 5/16	3	5 15/16	135	75	150		4.9	6	20.3	0.7
12N9-3A	9	5 5/16	3	5 1/2	135	75	139		5.4	9	20.3	0.9
12N9-3A-1 ^{D6}	9	5 5/16	3	5 1/2	135	75	139		5.4	6	20.3	0.9
12N9-3B ^{D7}	9	5 5/16	3	5 1/2	135	75	139		5.4	6	20.3	0.9
12N9-4B-1	9	5 5/16	3	5 1/2	135	75	139		5.4	6	20.3	0.9
12N10-3A-2 ^{D8}	10	5 5/16	3 9/16	5 3/4	135	90	145		5.8	8	27.0	1.0
12N12A-4A-1	12	5 5/16	3 3/16	6 5/16	134	80	160		6.8	6	23.7	1.2
12N14-3A	14	5 5/16	3 1/2	6 9/16	134	89	166		7.5	8	27.0	1.4
12N24-3A ^{D4}	24	7 1/4	4 7/8	6 7/8	184	124	175		12.1	3	40.6	2.4
12N24-3	24	7 1/4	4 7/8	6 7/8	184	124	175		12.1	3	40.6	2.4
YHD-12H	29	8 1/8	5 1/4	6 1/2	206	133	165		13.3	9	67.6	2.8

^{D4} Discontinued
^{D6} Discontinued, use YB9L-A2

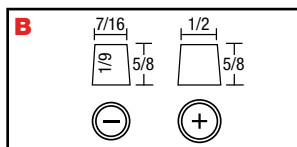
^{D7} Discontinued, use YB9L-B
^{D8} Discontinued, use YB10L-A2

TERMINALS & BATTERY LAYOUTS

TERMINALS (measurements in inches)

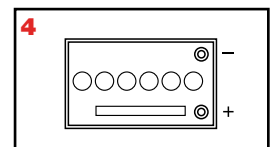
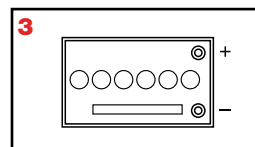
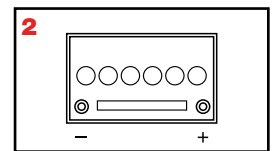
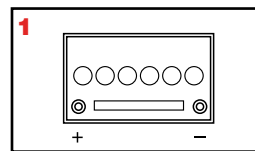


Standard Terminal



Small Terminal

BATTERY LAYOUTS



JAPANESE TRACTOR BATTERY SPECIFICATIONS

JIS Type	Reference Number	Plate / Cell	Capacity Ah ▲ (5 hr)	Capacity Ah ▲ (20 hr)	Cranking Performance ▲ (Amps 0 °F)	Reserve Capacity Minutes (80 °F)	Overall Dimensions (inches)			Shipping Weight Dry (lbs.)	Volume Of Acid (oz.)	Charging Current (Amp)	See Key	
							L	W	H				Terminal	Layout
*36B20L (S)	40B19L(S) NS40ZL(S)	9	28	35	275	52	7 3/4	5 1/16	8 15/16	17.9	84.6	3.5	A	2
46B24R	NS60	13	36	45	330	75	9 3/8	5 1/16	8 15/16	20.1	109.0	4.5	B	1
*46B24L (S)	NS60L(S)	13	36	45	330	75	9 3/8	5 1/16	8 15/16	20.1	109.5	4.5	A	2
36B20L	40B19L/NS40ZL	9	28	35	275	52	7 3/4	5 1/16	8 15/16	17.9	91.7	3.5	B	2
*55B24L (S) D4	NX100S6L(S)	13	36	45	410	70	9 3/8	5 1/16	8 15/16	21.3	109.3	4.5	A	2
95E41R	N100	17	80	100	475	200	16 3/8	6 15/16	9 3/8	38.1	233.1	10	A	1
115F51	N120	21	96	120	420	240	19 7/8	7 3/16	10 1/8	48.7	317.4	12.0	A	3
115F51L D4	N120L	21	96	120	420	240	19 7/8	7 3/16	10 1/8	48.7	317.4	12.0	A	4
145F51	NS150	25	120	150	760	296	19 7/8	7 3/16	10 1/8	56.2	370.3	14.0	A	3
145G51L	N150L	23	120	150	685	240	20 3/16	8 3/4	10 1/8	63.8	337.8	15	A	4

* (S) Signifies Standard Terminal
D4 Discontinued

▲ Figures based on JIS/SAE specifications and reference only

BATTERY UPGRADE CROSS REFERENCE

GYZ Series	AGM Factory Activated	AGM High Performance	AGM	Yumicron	Conventional
-	-	-	-	6YB11-2D	6N11-2D
-	-	YTZ5S-BS	YTX4L-BS	YB4L-A, YB4L-B	-
-	YTZ7S	-	YTX5L-BS	-	-
-	-	-	-	YB5L-B	12N5-3B
-	-	YTZ8V	YTX7L-BS	-	-
-	-	-	-	YB7L-B	12N7-3B
-	-	-	-	YB7-A	12N7-4A
-	-	-	-	YB9-B	12N9-4B-1
-	-	-	-	YB9L-B	12N9-3B (Discontinued)
-	-	-	-	YB10L-A2	12N10-3A-2 (Discontinued)
-	-	-	-	YB12A-A	12N12A-4A-1
GYZ16H	YTX14H	YTX14H-BS	YTX14-BS	-	-
-	YTX14AH	YTX14AH-BS	-	YB14-A2, YB14-B2	-
-	YTX14AH ^{3,4}	YTX14AH-BS ^{3,4}	-	YB14A-A1, YB14A-A2	-
-	YTX14AHL	YTX14AHL-BS	-	YB14L-A2	12N14-3A
-	YTX14AHL	YTX14AHL-BS	-	YB14L-B2	-
GYZ16HL	YTX14L	YTX14L-BS	-	-	-
-	-	-	YT19BL-BS	51913, 51814	-
-	YTX20CH	YTX20CH-BS	YTX16-BS	-	-
GYZ20H ⁷	YTX20H ⁷ , YTX20 ²	YTX20H-BS ²	YTX20-BS ²	YB16-B, YB16-B-CX	-
GYZ20H	YTX20H, YTX20 ²	YTX20H-BS ²	YTX20-BS ²	YB18-A	-
-	YTX20HL-PW ⁸	YTX20HL-BS-PW ⁸	-	YB16CL-B	-
GYZ20HL ⁷ , GYZ20L	YTX20HL, YTX20L	YTX20HL-BS	YTX20L-BS	YB16HL-A-CX	-
GYZ20HL, GYZ20L	YTX20HL, YTX20L ²	YTX20HL-BS ²	YTX20L-BS ²	YB16L-B	-
GYZ20HL, GYZ20L	YTX20HL, YTX20L ²	YTX20HL-BS ²	YTX20L-BS ²	YB18L-A	-
GYZ20HL ⁸ , GYZ20L	YTX20HL, YTX20L	YTX20HL-BS ²	YTX20L-BS	-	-
-	YTX24HL ³	YTX24HL-BS ³	-	Y50-N18L-A, Y50-N18L-A-CX	-
-	YTX24HL	YTX24HL-BS	-	Y50-N18-A3	-
-	YTX24HL ^{1,3}	YTX24HL-BS ^{1,3}	-	SY50-N18-AT	-
-	YIX20HL ⁹	YIX20HL-BS ⁹ > YTX20HL-BS	-	-	-
-	YIX30L ⁹	YIX30L-BS ⁹	-	YB30L-B	-
GYZ32HL	YIX30L ⁹	YIX30L-BS ⁹	-	YB30CLB	-
-	YIX30L-PW ^{5,9}	YIX30L-BS-PW ^{5,9}	-	-	-
-	YIX30L ⁹	YIX30L-BS ⁹	-	53030	Y60-N24AL-B (Discontinued)

1 Eliminates need for sensor (needs to be disabled).

2 The YTX20 series batteries may be used as an optional upgrade, but some modification to the hold down may be necessary. See battery label for retrofit cautions.

3 Top and front terminal mounts only.

4 Includes 10mm height spacer.

5 Includes 17mm height spacer.

6 Includes 20mm height spacer for use in replacing YB16CL-B.

7 For Harley-Davidson Models only.

8 GYZ20HL has flush terminals, different than OEM battery on Honda GL1800.

9 Preferred cold climate performance.

CC	Model	Year	GYZ Series AGM	High Performance AGM	AGM	Yumicron / Conventional	CC	Model	Year	GYZ Series AGM	High Performance AGM	AGM	Yumicron / Conventional
	F6 Series	'71-'73	-	-	-	6N4-2A-5		EXC , Racing	'03-'05	-	YTZ5S-BS	YTX4L-BS	-
	KE125-A	'76-'83	-	-	-	6N6-1D-2		EXF	'05-'10	-	YTZ7S	YTX5L-BS	-
	KS125 Series	'74-'75	-	-	-	6N6-1D-2		XC, EXC, XC-W	'11-'12	-	YTZ5S-BS	YTX4L-BS	-
	Z125 PRO	'17-'19	-	YTZ5S-BS	YTX4L-BS	-		EXC-F, XC-W, XCF-W	'11-'12	-	YTZ7S	YTX5L-BS	-
120	C2SS RoadRunner	'67-'69	-	-	-	6N4-2A-3		SX-F, EXC, EXC-F	'13-'15	-	YTZ5S-BS	YTX4L-BS	-
	C2TR RoadRunner	'67-'69	-	-	-	6N4-2A-3	200	Duke	'13	-	-	YTX9-BS	-
110	KLX110, L	'03-'19	-	YTZ5S-BS	YTX4L-BS	-		200 XC-W	'14	-	YTZ7S	YTX5L-BS	-
100	G3SS Series	'75	-	-	-	6N4-2A-5		200 XC-W	'13, '15-'16	-	YTZ5S-BS	YTX4L-BS	-
	G3TR Series	'71	-	-	-	6N4-2A-3††	125	Duke	'13	-	YTZ8V	YTX7L-BS	-
	G4TR Series	'73-'75	-	-	-	6N4-2A-5	KYMCO						
	G4TR Series	'70-'72	-	-	-	6N2-2A-3	250	Venox250	'09-'10	-	-	YTX9-BS	-
	G5 Series	'74-'75	-	-	-	6N4-2A-5	MOTO GUZZI						
	G5 Series	'72-'73	-	-	-	6N4-2A-3	1400	AUDACE	'16-'18	GYZ20H	YTX20H-BS	YTX20-BS	-
	KE100-A	'79-'81	-	-	-	6N6-1D-2	1380	California	'13-'17	GYZ20H	YTX20H-BS	YTX20-BS	-
	KE100-A	'76-'78	-	-	-	6N4-2A-5		Eldorado	'-16	-	YTX20CH-BS	YTX16-BS	-
	KE100-B	'82-'01	-	-	-	6N6-1D-2		MGX-21 Flying Fortress	'16	GYZ20H	YTX20H-BS	YTX20-BS	-
	KH100-B	'76-'77	-	-	-	6N4-2A-5	1200	Norge	'09-'16	-	YTX20CH-BS	YTX16-BS	-
	KM100-A	'79-'81	-	-	-	6N6-1D-2		Sport, ABS	'09-'10	-	YTX20CH-BS	YTX16-BS	-
	KM100-A	'76-'78	-	-	-	6N4-2A-5		Breva 1200	'09-'10	-	YTX20CH-BS	YTX16-BS	-
	KV100-A	'76	-	-	-	6N4-2A-5		Stelvio	'08-'17	-	YTX20CH-BS	YTX16-BS	-
90	G3SS Series	'73-'74	-	-	-	6N4-2A-5		1200 Sport	'09-'13	-	YTX20CH-BS	YTX16-BS	-
	G3SS Series	'69-'72	-	-	-	6N4-2A-3††		GRISO V8	'09-'17	-	YTX20CH-BS	YTX16-BS	-
	G3TR Series	'69-'70	-	-	-	6N4-2A-3††	1100	1100 California	'03-'05	-	-	YTX15L-BS	-
	MC1 Series	'73-'75	-	-	-	6N4-2A-5		California, Special, Jackal, Breva, Griso	'05-'13	-	YTX20CH-BS	YTX16-BS	-
KTM								Stone, EV	'94-'05	GYZ32H	YX30L-BS	-	53030
1290	Super Duke, R	'14-'18	GYZ16H	YTX14H-BS	YTX14-BS	-		Quota 1100 ES	'99-'02	-	-	YTX15L ^{FA}	-
	Super Duke GT	'17-'18	-	YTZ14S	-	-		Sport 1100i	'97-'99	-	-	YTX15L-BS	-
	Super Adventure	'14-'18	-	YTZ14S	-	-		V11 Bassa	'99-'00	GYZ32H	YX30L-BS	-	53030
1190	RC8	'09-'16	-	YTZ14S	-	-		V11 EV	'98-'99	GYZ32H	YX30L-BS	-	53030
	Adventure	'13-'16	-	YTZ14S	-	-		V11 Le Mans, Sport	'99-'05	-	-	YTX15L ^{FA}	-
1090	Adventure	'17-'18	-	YTZ14S	-	-		1064 California Classic, Vintage	'-12	GYZ20H	YTX20HL-BS	YTX20L-BS	-
990	Super Duke	'03-'13	-	YTZ14S	-	-		1000 California III	'89-'93	GYZ32H	YX30L-BS	-	53030
	Supermoto, SM R	'09-'13	-	YTZ14S	-	-		Convert		GYZ32H	YX30L-BS	-	53030
	Adventure	'03-'13	-	YTZ14S	-	-		Daytona		GYZ32H	YX30L-BS	-	53030
950	Superenduro	'09-'11	-	YTZ14S	-	-		Le Mans		GYZ32H	YX30L-BS	-	53030
690	Duke	'08-'12	-	YTZ10S	-	-		Mille		GYZ32H	YX30L-BS	-	53030
	Duke	'13-'17	-	-	YTX9-BS	-		1000NT		GYZ32H	YX30L-BS	-	53030
	Supermoto, SM R	'07-'13	-	YTZ10S	-	-		Quota		GYZ32H	YX30L-BS	-	53030
	Enduro R	'08-'18	-	YTZ10S	-	-		V10 Centauro Sport, GT	'99-End	-	-	YTX15L ^{FA}	-
640	Adventure, Duke, RXC LC4 Super Moto	'99-'02	-	-	YTX9-BS	-		936 Bellagio	'-10	GYZ20H	YTX20HL-BS	YTX20L-BS	-
	Duke II, LC4, Adventure	'03-'08	-	YTZ10S	-	-		853 V9 Bobber, Roamer	'16-'17	GYZ16H	YTX14H-BS	YTX14-BS	-
625	SMC, SXC	'03-'09	-	YTZ10S	-	-		850 Le Man		GYZ32H	YX30L-BS	-	53030
620	Adventure, Duke, LC4	'96-'98	-	-	YTX9-BS	-		T3, T4, T5		GYZ32H	YX30L-BS	-	53030
530	EXC, Racing	'03-'05	-	YTZ5S-BS	YTX4L-BS	-		750 Breva 750	'04-'10	-	YTX14AHL-BS	-	-
	EXC, Racing	'05-'12	-	YTZ7S	YTX5L-BS	-		V7 Classic	'08-'12	-	YTX14AHL-BS	-	-
	XC-W	'09-'12	-	YTZ7S	YTX5L-BS	-		Nevada		GYZ20H	YTX20HL-BS	YTX20L-BS	YB18L-A
525	EXC Racing	'03-'07	-	YTZ5S-BS	YTX4L-BS	-		Nevada 750 Classic	'-10	GYZ20H	YTX14AHL-BS	-	-
	MX Desert Racing	'03	-	YTZ7S	YTX5L-BS	-		NTX		GYZ20H	YTX20HL-BS	YTX20L-BS	YB18L-A
	MXC Racing	'00	-	YTZ7S	YTX5L-BS	-		Strada		GYZ20H	YTX20HL-BS	YTX20L-BS	YB18L-A
520	E/XC, M/XC Racing 4-Stroke	'00-'02	-	YTZ5S-BS	YTX4L-BS	-		V7		GYZ32H	YX30L-BS	-	53030
	E/XC, M/XC Racing 4-Stroke (Opt)	'00-'02	-	YTZ7S	YTX5L-BS	-		V7, Racer, Scrambler, Stone, Special	'13-'17	GYZ16H	YTX14H-BS	YTX14-BS	-
450	EXC Racing	'03-'05	-	YTZ5S-BS	YTX4L-BS	-		V7 Racer	'11-'12	-	YTX14AHL-BS	-	-
	EXC Racing	'05-'13	-	YTZ7S	YTX5L-BS	-		V7 III Carbon Shine, Dark, Milano, Rough	'18	GYZ16H	YTX14H-BS	YTX14-BS	-
	SX-F, XC-F, XC-W	'08-'10	-	YTZ7S	YTX5L-BS	-		V75		GYZ20H	YTX20HL-BS	YTX20L-BS	YB18L-A
	SX-F	'11-'15	-	YTZ5S-BS	YTX4L-BS	-		650 NTX		GYZ20H	YTX20HL-BS	YTX20L-BS	YB18L-A
	450SMR	'09-'12	-	YTZ7S	YTX5L-BS	-		V65		GYZ32H	YX30L-BS	-	53030
	450SMR	'13	-	YTZ5S-BS	YTX4L-BS	-		V65 Florida		GYZ20H	YTX20HL-BS	YTX20L-BS	YB18L-A
400	EXC, Racing	'05-'11	-	YTZ7S	YTX5L-BS	-		500 Falcone		-	-	-	B38-6A
	EXC, Racing	'03-'05	-	YTZ5S-BS	YTX4L-BS	-		Falcone u.t.		GYZ20H	YTX20HL-BS	YTX20L-BS	YB18L-A
	XC-W	'09-'10	-	YTZ7S	YTX5L-BS	-		V50		GYZ32H	YX30L-BS	-	53030
	E/XC Racing 4-Stroke	'00-'02	-	YTZ5S-BS	YTX4L-BS	-		MuZ					
	E/XC Racing 4-Stroke (Opt)	'00-'02	-	YTZ7S	YTX5L-BS	-		660 Skorpion '95-'01	'95-'01	-	-	-	YB9L-A2
	LC4 E/XC	'96-'98	-	-	YTX9-BS	-		125 All Models All Years	ALL	-	-	-	YB9L-A2
	RXC LC4	'96-'01	-	-	YTX9-BS	-		MV AGUSTA					
390	Duke	'15-'18	-	-	YTX9-BS	-		1000 F4	'05-'16	-	YTZ10S	-	-
	RC 390	'18	-	-	YTX9-BS	-		Brutale 1078RR, 1090	'09-'16	-	YTZ10S	-	-
350	XC-F	'11-'12	-	YTZ7S	YTX5L-BS	-		910 Brutale	'06-'09	-	YTZ10S	-	-
	SX-F	'11-'15	-	YTZ5S-BS	YTX4L-BS	-							
	EXC-F	'14	-	YTZ5S-BS	YTX4L-BS	-							
	Freeride	'13	-	YTZ7S	YTX5L-BS	-							
300	XC, XC-W, EXC-F	'11-'13	-	YTZ5S-BS	YTX4L-BS	-							
	XC, XC-W	'-14	-	YTZ7S	YTX5L-BS	-							
250	EXC, Racing	'05-'10	-	YTZ7S	YTX5L-BS	-							

* See Battery Cross Reference Chart on page 15
 †† G3SS and G3TR models having the engine production #235611 and above, use a 6N4-2A-5 battery

^{FA} Must use factory activated battery

MOTORCYCLE APPLICATIONS

CC	Model	Year	GYZ Series AGM	High Performance AGM	AGM	Yumicron / Conventional	CC	Model	Year	GYZ Series AGM	High Performance AGM	AGM	Yumicron / Conventional
800	Brutale	'16	-	YTZ10S	-	-							
750	F4, Brutale	'00-'08	-	YTZ10S	-	-	1250	GSF1250S, A Bandit, FA	'07-'16	-	-	YT12A-BS	-
675	F3, Brutale	'16	-	YTZ10S	-	-	1200	GSF1200, S Bandit	'97-'05	-	-	YT12-BS	-
NORTON													
850	Commando, Commando (75)		-	YTX14AHL-BS	-	SYB14L-A2 †							
750	Ranger Commando		-	-	-	12N9-4B-1							
350	Navigator		-	-	-	6N11A-1B							
PIAGGIO													
	APE CAR, MP, MPR, P602		GYZ32HL	YX30L-BS	-	53030							
	Ape 50 FL	'93	-	-	-	YB9-B	1000	DL1000 V-Strom, Adventure	'02-'16	GYZ16H	YTX14H-BS	YTX14-BS	-
	Boxer, Bravo, Ciao		-	-	-	B39-6		DL1000AL8, XAL, XAL8	'18	-	YTZ14S	-	-
	Cosa 2		-	-	-	YB7-A		GS1000	'78-'82	-	YTX14AHL-BS	-	SYB14L-A2 †
	Cosa CLX 125 (c/avv.)		-	-	-	YB7-A		GSX-R1000, Z	'01-'04	-	-	YTX12-BS	-
	Cosa CLX 150 (c/avv.)		-	-	-	YB7-A		GSX-R1000, A	'05-'17	-	YTZ10S	-	-
	Cosa CLX 200 (c/avv.)		-	-	-	YB7-A		GSX-R1000R, Z, AL8	'17-'18	-	-	YT12A-BS	-
	Free		-	-	-	YB4L-B		GSX-S1000, A, F, FA	'16-'18	-	-	YT12A-BS	-
	Hexagon 125/150		-	-	-	YB9-B		SV1000, S	'03-'07	GYZ16H	YTX14H-BS	YTX14-BS	-
	NRG 50		-	-	-	YB4L-B		TL1000R	'98-'03	-	-	YT12A-BS	-
	P125ETES, P125TS		-	-	-	YB7-A*		TL1000S	'97-'01	-	-	YTX12-BS	-
	P200E (c/avv.)		-	-	-	YB9-B	900	RF900, R, S, ZS	'94-'97	-	-	YTX9-BS	-
	PK50, PK50-C.A., PK50N, PK50XL		-	-	-	YB7-A*	850	GS850G, GL	'79-'83	-	-	YTX14AHL-BS	-
	PK80S-C.A.		-	-	-	YB7-A*	800	VL800 Intruder Volusia, Boulevard C50, T, M50	'01-'17	-	-	YTX12-BS	-
			-	-	-			VS800 GL, S Intruder, Boulevard S50	'92-'12	-	-	-	YB16B-A1*
			-	-	-			VX800	'90-'93	-	-	-	YB16B-A
			-	-	-			VZ800 Marauder	'97-'08	-	-	YTX12-BS	-
			-	-	-		750	GS750, Katana	'77-'83	-	YTX14AHL-BS	-	SYB14L-A2 †
			-	-	-			GSX750F Katana	'98-'06	-	-	YTX9-BS	-
			-	-	-			GSX750F Katana	'89-'97	-	YTX14AHL-BS	-	YB14L-B2
			-	-	-			GSX-R750	'00-'18	-	-	YT12A-BS	-
			-	-	-			GSX-R750	'96-'99	-	-	YTX9-BS	-
			-	-	-			GSX-R750	'86-'92	-	YTX14AHL-BS	-	SYB14L-A2 †
			-	-	-			GSXR750W	'94-'95	-	-	YTX9-BS	-
			-	-	-			GSXR750W	'93	-	-	YTX12-BS	-
			-	-	-			GSX-S750	'15-'16	-	-	YT12A-BS	-
			-	-	-			GT750 LeMans	'72-'77	-	YTX14AHL-BS	-	SYB14L-A2 †
			-	-	-			VS750GLP Intruder	'88-'91	-	-	-	YB16B-A1*
			-	-	-		700	GS700E, GS700ES	'85	-	YTX14AHL-BS	-	SYB14L-A2 †
			-	-	-			GV700GL Madura	'85	-	YTX14AHL-BS	-	YB14L-B2
			-	-	-			VS700GL Intruder	'85-'87	-	-	-	YB16B-A1*
			-	-	-		650	DL650 V-Strom ABS, Adventure	'04-'17	-	-	YTX12-BS	-
			-	-	-			DR650S ER, ES	'94-'95	-	-	YTX12-BS	-
			-	-	-			DR650S N, P	'92-'93	-	-	YTX4L-BS	-
			-	-	-			DR650S	'90-'91	-	-	-	YB5L-B*
			-	-	-			DR650SE	'98-'17	-	-	YTX9-BS	-
			-	-	-			DR650SE (CN)	'96-'97	-	-	YTX9-BS	-
			-	-	-			DR650SE	'96-'97	-	-	-	YB10L-B2
			-	-	-			GR650 Templer, X	'83	-	YTX14AHL-BS	-	SYB14L-A2 †
			-	-	-			GS650E	'81-'82	-	-	-	YB10L-A2
			-	-	-			GS650 (All)	'81-'83	-	YTX14AHL-BS	-	SYB14L-A2 †
			-	-	-			GSX650F	'08-'11	-	-	YTX9-BS	-
			-	-	-			LS650 Savage, S40	'86-'14	-	YTX14AHL-BS	-	SYB14L-A2 †
			-	-	-			SV650	'99-'02	-	-	YT12A-BS	-
			-	-	-			SV650A, SA	'03-'10	-	-	YT12A-BS	-
			-	-	-			SV650, S	'03-'13	-	-	YTX12-BS	-
			-	-	-			SV650	'17	-	-	YT12A-BS	-
			-	-	-			SPV650 Gladius	'09-'15	-	-	YT12A-BS	-
			-	-	-			XN85 Turbo	'83	-	YTX14AHL-BS	-	SYB14L-A2 †
			-	-	-		600	GSF600S Bandit	'96-'03	-	-	YTX9-BS	-
			-	-	-			GSX-R600	'97-'17	-	-	YTX9-BS	-
			-	-	-			GSX-R600W	'92-'93	-	-	YTX9-BS	-
			-	-	-			GSX600F Katana	'98-'06	-	-	YTX9-BS	-
			-	-	-			GSX600F Katana	'88-'97	-	-	-	YB10L-B2
			-	-	-			SP600	'85	-	-	-	YB5L-B*
			-	-	-			RF600R, S	'94-'96	-	-	YTX9-BS	-
			-	-	-		550	GS550E, L, M, TX	'77-'82	-	-	-	YB10L-A2
			-	-	-			GS550E, ES, L	'83-'86	-	-	-	YB10L-B
			-	-	-			GT550 Indy	'72-'77	-	-	-	YB9L-A2
			-	-	-		500	GS500, F	'01-'11	-	-	-	YB10L-B2
			-	-	-			GS500E	'89-'00	-	-	-	YB10L-B2
			-	-	-			GT500 Titan	'76-'77	-	-	-	YB7-A*
			-	-	-			SP500	'81-'83	-	-	-	6N4B-2A
			-	-	-			T500 Titan	'68-'75	-	-	-	YB7-A*

* See Battery Cross Reference Chart on page 15
 † Includes terminal adaptor for converting to side mount
 (x2) Order two batteries

† This battery includes a sensor
 † Top and front terminal mounts only and eliminates need for sensor (needs to be disabled)

CC	Model	Year	GYZ Series AGM	High Performance AGM	AGM	Yumicron / Conventional	CC	Model	Year	GYZ Series AGM	High Performance AGM	AGM	Yumicron / Conventional
450	GS450	'83-'88	-	-	-	YB12B-B2	50	AC50, AS50	'71	-	-	-	6N4-2A
	GS450	'80-'82	-	-	-	YB10L-A2		OR50	'79-'80	-	-	-	6N4B-2A
425	GS425, GS425E, L	'79	-	-	-	YB10L-A2		Sport 50 (Model M12)	'68	-	-	-	6N4-2A
400	DR-Z400, E, S, SM	'00-'17	-	-	YT7B-BS	-		TS50	'74	-	-	-	6N4-2A
	GN400T, X	'80-'82	-	-	-	6N4B-2A	TRIUMPH						
	GS400	'77-'78	-	-	-	YB10L-A2	2300	Rocket III	'03-'16	GYZ20HL	YTX20HL-BS	YTX20L-BS	-
	GS400X	'77-'78	-	-	-	YB7-A*	1600	Thunderbird	'10-'16	GYZ20HL	YTX20HL-BS	YTX20L-BS	-
	GSF400 Bandit	'91-'93	-	-	YTX9-BS	-	1215	Tiger Explorer	'12-'16	GYZ20HL	YTX20HL-BS	YTX20L-BS	-
	SP400	'80	-	-	-	6N4B-2A		Trophy	'12-'16	GYZ20HL	YTX20HL-BS	YTX20L-BS	-
	TS400 Apache	'72-'75	-	-	-	6N4B-2A	1200	Trophy	'00-'04	GYZ16H	YTX14H-BS	YTX14L-BS	-
380	GT380 Sebring	'72-'77	-	-	-	YB5L-B*		All Other Models	'93-'99	-	YTX14AHL-BS	-	-
370	SP370	'78-'79	-	-	-	YB7-A*	1050	Speed Triple, R	'05-'10	-	-	YTX12-BS	-
350	DR350S	'90-'96	-	YTZSS-BS	YTX4L-BS	-		Speed Triple, R	'11-'16	GYZ16H	YTX14H-BS	YTX14L-BS	-
	DR350SE	'94-'99	-	YTZ8V	YTX7L-BS	-		Sprint ST	'05-'10	-	-	YTX12-BS	-
	T350 Series	'79	-	-	-	YB5L-B*		Sprint GT	'11-'16	GYZ16H	YTX14H-BS	YTX14L-BS	-
305	Scramble TC305	'69	-	-	-	YB5L-B*		Tiger	'07-'11	-	-	YTX12B-BS	-
	T305	'69	-	-	-	YB5L-B*		Tiger	'12-'16	GYZ16H	YTX14H-BS	YTX14L-BS	-
300	GS300L	'82-'85	-	-	-	YB12B-B2	1000	Daytona	'92-'93	-	YTX14AHL-BS	-	-
250	DR250S	'90-'92	-	YTZSS-BS	YTX4L-BS	-	955	Daytona 955i, Speed Triple, Sprint ST	'99-'04	GYZ16H	YTX14H-BS	YTX14L-BS	-
	DR250S EP, ER, ES	'93-'95	-	YTZ8V	YTX7L-BS	-		Sprint RS	'00-'04	GYZ16H	YTX14H-BS	YTX14L-BS	-
	DR-Z250	'01-'07	-	YTZ7S	YTX5L-BS	-		Tiger	'02-'06	GYZ16H	YTX14H-BS	YTX14L-BS	-
	GN250	'82-'88	-	-	-	YB10L-A2		All Other Models	'96-'97	-	YTX14AHL-BS	-	-
	GS250T	'80-'81	-	-	-	YB10L-A2	900	Scrambler, Bonneville	'06-'07	-	-	YTX12-BS	-
	GSX250R/LB	'18	-	-	YTX9-BS	-		T90	-	-	-	6N11A-1B	-
	GT250 Hustler	'73-'77	-	-	-	YB5L-B*		Tiger	'99-'01	GYZ16H	YTX14H-BS	YTX14L-BS	-
	GW250	'13-'17	-	-	YTX9-BS	-		Thruxton	'03-'08	-	-	YTX12-BS	-
	GZ250	'99-'12	-	YTZ8V	YTX7L-BS	-		Thunderbird	'02-'03	-	YTX14AHL-BS	-	-
	Model T20	'69	-	-	-	YB5L-B*		All Other Models	'91-'01	-	YTX14AHL-BS	-	-
	SP250	'82-'85	-	-	-	6N4B-2A	865	America	'01-'13	-	-	YTX12B-BS	-
	Scrambler TC250	'69	-	-	-	YB5L-B*		Bonneville T100, SE	'05-'07	-	-	YTX12B-BS	-
	T250, T250-II, T250J, T250R	'72	-	-	-	YB5L-B*		Scrambler	'05-'07	-	-	YTX12B-BS	-
	TS250 Savage	'73-'81	-	-	-	6N4B-2A		Bonneville T100, SE, FI	'08-'10	-	-	YTX12B-BS	-
	TS250 Savage	'69-'72	-	-	-	6N2-2A-4		Scrambler	'08-'10	-	-	YTX12B-BS	-
	TU250X	'09-'17	-	YTZ8V	YTX7L-BS	-		Bonneville T100, SE, FI	'11-'16	-	-	YTX12B-BS	-
200	DR200SE	'96-'13	-	YTZ8V	YTX7L-BS	-		Scrambler	'11-'16	-	-	YTX12B-BS	-
	DR200S	'15-'17	-	YTZ8V	YTX7L-BS	-		Speedmaster	'03-'15	-	-	YTX12B-BS	-
	SP200	'86-'88	-	-	-	YB4L-B	800	Thruxton	'09-'13	-	-	YTX12B-BS	-
	T200, TC200	-	-	-	-	YB5L-B*		Bonneville	'01-'05	-	-	YTX12B-BS	-
	RV200 (VanVan200)	'17	-	YTZ8V	YTX7L-BS	-		Speedmaster	'03-'05	-	-	YTX12B-BS	-
185	GT185 Adventurer	'73-'77	-	-	-	YB10L-A2		Tiger 800	'11-'16	-	-	YTX16-BS	-
	TC185 Ranger	'74-'77	-	-	-	YB10L-A2	750	Bonneville, Tiger	-	-	-	YB9-B*	-
	TS185 Sierra	'77-'81	-	-	-	6N4B-2A		T150 Trident	-	-	-	YB7L-B*	-
	TS185 Sierra	'71-'76	-	-	-	6N4-2A		All Other Models	'93-'97	-	YTX14AHL-BS	-	-
125	DR125, SE, SES	'94-'96	-	YTZ8V	YTX7L-BS	-	675	Daytona 675, R	'06-'10	-	-	YTX7B-BS	-
	GN125, E	'91-'96	-	-	-	YB7-A*		Daytona 675, R	'11-'12	-	-	YTX9-BS	-
	GN125, E	'82-'83	-	-	-	YB7-A*		Daytona 675, R	'13-'16	-	-	YTX9-BS	-
	RV125 SE, R	'94	-	YTZ8V	YTX7L-BS	-		Street Triple, R	'09-'13	-	-	YTX9-BS	-
	RV125 Tracker	'73-'77	-	-	-	6N4-2A	650	T120 Bonneville	-	-	-	YB7L-B*	-
	SP125	'86-'88	-	-	-	6N4-2A	600	600 (12V)	-	Not available	-	-	-
	SP125	'82-'83	-	-	-	6N4B-2A		6T, T20B	-	-	-	-	6N11A-1B
	TC125 Prospector	'73-'77	-	-	-	6N4B-2A		Daytona 600/650, Speed Four	'03-'05	-	-	YTX9-BS	-
	TS125 Duster	'71-'81	-	-	-	6N4B-2A		TT600	'00-'03	-	-	YTX12-BS	-
120	B120P	-	-	-	-	6N4-2A	500	500 (12V)	-	Not available	-	-	-
	TC120, TC120-II, TC120R	'71	-	-	-	6N4B-2A		5TA, TR5A/R	-	-	-	-	6N11A-1B
105	B105P	-	-	-	-	6N4-2A	350	350 (6V)	-	-	-	-	6N11A-1B
100	A100 Go-fer	'76-'77	-	-	-	6N4-2A		350 (12V)	-	Not available	-	-	-
	A100 Go-fer	'69	-	-	-	6N4-2A		350 3TA, Twenty One	-	-	-	-	B38-6A
	B100P	-	-	-	-	6N4-2A	250	Tigress (6V)	-	-	-	-	6N11A-1B
	SP100	'83	-	-	-	6N4B-2A		Tigress (12V)	-	-	-	-	6N11A-1B (x2)
	Scrambler AC100	'69	-	-	-	6N4-2A	200	Tiger	-	-	-	-	6N11A-1B
	Sport AS100	'69	-	-	-	6N4-2A	183	Tigress	-	-	-	-	6N11A-1B
	TC100 Blazer	'73-'77	-	-	-	6N4-2A	CC (C) VICTORY						
	TS100 Honcho	'78-'81	-	-	-	6N4B-2A	1731	All Models	'08-'17	GYZ20HL	YTX20HL-BS	YTX20L-BS	-
	TS100 Honcho	'73-'77	-	-	-	6N4-2A	(106)						
90	RV90 Rover	'73-'77	-	-	-	6N4B-2A	1634	Vegas, Kingpin, Hammer (-08)	'06-'10	GYZ20HL	YTX20HL-BS	YTX20L-BS	-
	RV90 Rover	'72	-	-	-	6N2-2A-4	(100)						
	TC90	-	-	-	-	6N4-2A	1507	Vegas, Kingpin, Hammer	'03-'05	GYZ20HL	YTX20HL-BS	YTX20L-BS	-
	TC90J, TC90R	-	-	-	-	6N2-2A-4	(92)						
	Model K10, Model K10P	'68	-	-	-	6N4-2A	1507	V92TC Touring Cruiser	'02-'06	GYZ20HL	YTX20HL-BS	YTX20L-BS	-
80	Sport 80 (Models K11 & K11P)	'68	-	-	-	6N4-2A	(92)						
	Trail 80 (Models K15 & K15P)	'68	-	-	-	6N4-2A	250	Tigress (6V)	-	-	-	-	6N11A-1B
75	TS75 Colt	'75-'77	-	-	-	6N4-2A		Tigress (12V)	-	-	-	-	6N11A-1B (x2)
70	DR-Z70	'08-'09	-	-	YT4B-BS	-	200	Tiger	-	-	-	-	6N11A-1B
	DR-Z70	'15-'17	-	-	YT4B-BS	-	183	Tigress	-	-	-	-	6N11A-1B
55	Model 31	'68	-	-	-	6N2-2A-4							

* See Battery Cross Reference Chart on page 15

(x2) Order two batteries

MOTORCYCLE APPLICATIONS

CC	Model	Year	GYZ Series AGM	High Performance AGM	AGM	Yumicron / Conventional
1507 (92)	V92C, DC Classic, Deluxe Cruiser	'98-'04	GYZ20HL	YTX20HL-BS	YTX20L-BS	-
1200 (73)	OCTANE	'16-'17	-	YTX14AH-BS	-	-

YAMAHA

1854	Roadliner, Stratoliner	'06-'14	-	-	YT14B-BS	-
	Raider, Raider S	'08-'17	-	-	YT14B-BS	-
	Star Eluder, (XV19BJ)	'18	GYZ20HL	YTX20HL-BS	YTX20L-BS	-
	Star Venture, (XV19FJ)	'18	GYZ20HL	YTX20HL-BS	YTX20L-BS	-
1700	VMAX	'09-'18	-	YTZ14S	-	-
	XV17AT Road Star, Silverado	'04-'07	GYZ20HL	YTX20HL-BS	YTX20L-BS	-
	XV17P Road Star Warrior	'02-'13	-	-	YT14B-BS	-
	XV17AT Road Star, Silverado	'08-'14	-	-	YT14B-BS	-
1600	XV1600 Road Star	'99-'03	GYZ20HL	YTX20HL-BS	YTX20L-BS	-
1300	FJR1300, A, ES	'03-'18	-	-	YT14B-BS	-
	XVZ13 Royal Star/Venture (All)	'96-'12	GYZ20HL	YTX20HL-BS	YTX20L-BS	-
	XVZ13 Venture/Royale	'86-'93	-	YTX24HL-BS	-	SY50-N18L-AT
	XVS13AY V Star 1300, Stryker	'09-'17	GYZ20HL	YTX20HL-BS	YTX20L-BS	-
	V Star 1300 Tourer	'13-'17	GYZ20HL	YTX20HL-BS	YTX20L-BS	-
1200	FJ1200 (All)	'91-'93	GVZ16H	YTX14H-BS	YTX14L-BS	-
	FJ1200	'86-'90	-	YTX14AHL-BS	-	SYB14L-A2†
	VMX12 V-Max	'85-'07	-	-	-	YB16AL-A2
	XT1200Z Super Tenere	'12-'18	-	YTZ12S	-	-
	XVZ12 Venture/Royale	'83-'85	-	YTX24HL-BS	-	SY50-N18L-AT
1100	FJ1100	'84-'85	-	YTX14AHL-BS	-	YTX14L-A2†
	XJ1100 Maxim	'82	-	YTX24HL-BS	-	SY50-N18L-AT
	XS1100 (All)	'78-'81	-	YTX24HL-BS	-	Y50-N18L-A-CX
	XV1100 Virago (All)	'86-'99	-	YTX24HL-BS	-	Y50-N18L-A-CX
	XVS1100 V-Star (All)	'99-'10	-	-	YT14B-BS	-
1000	FZR1000	'91-'95	GVZ16H	YTX14H-BS	YTX14L-BS	-
	FZR1000	'87-'90	-	YTX14AHL-BS	-	SYB14L-A2†
	FZS1000 FZ1	'06-'15	-	YTZ14S	-	-
	FZS1000 FZ1	'01-'05	-	-	YT14B-BS	-
	GTS1000	'93-'94	GVZ16H	YTX14H-BS	YTX14L-BS	-
	XV1000 Virago	'84-'85	-	YTX24HL-BS	-	Y50-N18L-A-CX
	YZF-R1	'99-'03	-	-	YT12B-BS	-
	YZF-R1, M	'04-'14	-	YTZ10S	-	-
	YZF-R1, M, S	'15-'18	-	YTZ7S	-	-
	YZF1000R	'97-'98	GVZ16H	YTX14H-BS	YTX14L-BS	-
	FZ-10	'17	-	YTZ10S	-	-
950	XVS95CT.Y V Star 950, Tourer	'09-'17	-	YTZ14S	-	-
	XVS95CC Copycat	'09-'16	-	YTZ14S	-	-
	Bolt, Bolt R-SPEC	'14-'18	-	YTZ14S	-	-
	SC950	'17	-	YTZ14S	-	-
920	XV920 Virago	'82	-	YTX24HL-BS	-	SY50-N18L-AT
	XV920M Midnight Virago	'83	-	YTX24HL-BS	-	Y50-N18L-A-CX
	XV920R Virago	'81-'83	-	YTX24HL-BS	-	Y50-N18L-A-CX
900	XJ900R Seca	'83	-	YTX14AHL-BS	-	SYB14L-A2†
	XSR900	'16-'18	-	YTZ10S	-	-
	MT09	'18	-	YTZ10S	-	-
850	TDM850	'92-'93	-	-	YTX12B-BS	-
	TRX850	'95-'99	-	-	YTX12B-BS	-
	XS850 (All)	'80-'81	-	YTX14AHL-BS	-	SYB14L-A2†
	FZ-09	'14-'17	-	YTZ10S	-	-
	FJ-09	'15-'17	-	YTZ10S	-	-
	XSR900	'16-'17	-	YTZ10S	-	-
800	FZ8	'11-'13	-	YTZ10S	-	-
750	FZ750, FZR750	'85-'88	-	YTX14AHL-BS	-	SYB14L-A2†
	TX750	'73-'74	GYZ20HL	YTX20HL-BS	YTX20L-BS	YB16L-B
	XJ750 Maxim	'82-'83	-	YTX14AHL-BS	-	SYB14L-A2†
	XJ750M Midnight Maxim	'83	-	YTX14AHL-BS	-	SYB14L-A2†
	XJ750R Seca	'81-'83	-	YTX14AHL-BS	-	SYB14L-A2†
	XS750 (All)	'77-'79	-	YTX14AHL-BS	-	SYB14L-A2†
	XV750 Virago (All)	'81-'96	-	-	-	YB16AL-A2
	YZF750R	'94-'98	-	-	YTX12B-BS	-
	YZF-R7	'99	-	-	YT9B-BS	-
700	FZ700, Fazer	'86-'87	-	YTX14AHL-BS	-	SYB14L-A2†
	FZ-07	'15-'17	-	YTZ10S	-	-
	MT07	'18	-	YTZ10S	-	-
	XJ700 Maxim, XJ700X	'85-'86	-	YTX14AHL-BS	-	SYB14L-A2†
	XV700 Virago	'84-'87	-	-	-	YB16AL-A2
	XSR700	'18	-	YTZ10S	-	-
650	TX650	'74	-	YTX14AHL-BS	-	SYB14L-A2†
	TX650	'73	-	-	-	YB12A-A*
	XJ650 (All)	'80-'83	-	-	-	YB12A-A*

CC	Model	Year	GYZ Series AGM	High Performance AGM	AGM	Yumicron / Conventional
	XS1	'70-'71	-	-	-	12N5.5-3B
	XS2	'72	-	-	-	YB12A-A*
	XS650	'75-'83	-	-	YTX14AHL-BS	-
	XV650 V-Star (All)	'98-'16	-	-	-	YTX12-BS
600	FJ600	'84-'85	-	-	-	YB12A-A*
	FZ6, R	'05-'17	-	-	-	YTX12-BS
	FZ600	'86-'88	-	-	-	-
	FZR600/R	'89-'99	-	-	-	YB12A-A2
	SRX600	'86	-	-	-	YBSL-B*
	XJ600S Seca II	'92-'98	-	-	YTX9-BS	-
	XT600	'84-'89	-	-	-	YBSL-B*
	XT600E	'90-'95	-	-	-	YTX9-BS
	YX600 Radian	'86-'90	-	-	-	YB12A-A*
	YZF-R6 (Excl. R6S)	'06-'16	-	-	YTZ10S	-
	YZF-R6 (Excl. R6S)	'17-'18	-	-	YTZ7S	YTX5L-BS
	YZF-R6, R6S	'01-'09	-	-	-	YT9B-BS
	YZF-R6	'99-'00	-	-	-	YT12B-BS
	YZF600R	'95-'07	-	-	-	YTX12-BS
550	XJ550 Maxim, R Seca	'81-'83	-	-	-	YB12A-A*
	XT550	'82-'83	-	-	-	YBSL-B*
	XZ550R Vision	'82-'83	-	-	YTX14AHL-BS	SYB14L-A2†
535	XV535 Virago	'87-'99	-	-	-	YB12A-A2
500	SR500	'78-'99	-	-	-	YB7L-B*
	TX500	'73-'74	-	-	YTX14AHL-BS	SYB14L-A2†
	XS500	'75-'78	-	-	YTX14AHL-BS	SYB14L-A2†
	XT500	'76-'81	-	-	-	6N6-3B-1
	XV500 Virago	'83	-	-	-	YB12A-A*
450	WR450F	'03-'18	-	-	YTZ7S	YTX5L-BS
	YZ450FX	'16-'18	-	-	YTZ7S	YTX5L-BS
400	DT400 Enduro	'77-'78	-	-	-	6N6-3B-1
	DT400 Enduro	'75-'76	-	-	-	6N4B-2A-3
	FZR400 (All)	'88-'90	-	-	-	YB12A-A2
	RD400	'76-'79	-	-	-	12N5.5A-3B
	XS400 (All)	'80-'83	-	-	-	YB12A-A*
	SR400	'78-'00	-	-	-	YB7L-B*
	SR400	'15-'17	-	-	-	YT4B-BS
360	DT360 Enduro	'74	-	-	-	6N4B-2A-3
	RT1, RT1B 360 Enduro	'70-'71	-	-	-	6N2-2A-3
	RT2, RT3 360 Enduro	'72-'73	-	-	-	6N4-2A-5
	XS360	'76-'78	-	-	-	YB12A-A*
	XS360-2	'77	-	-	-	YB7L-B*
350	BW350 Big Wheel	'87-'88	-	-	-	YB12B-B2
	R3	'69	-	-	-	YBSL-B*
	R5, R5B, R5C	'70-'72	-	-	-	12N5.5A-3B
	RD350	'73-'75	-	-	-	12N5.5A-3B
	RZ350	'84-'85	-	-	-	12N5.5-3B
	XT350	'85-'00	-	-	-	YB3L-B
	YR2/C	'68	-	-	-	12N5.5-3B
321	YZF-R3	'15-'18	-	-	YTZ8V	YTX7L-BS
250	DS6B, DS6C	'69-'70	-	-	-	YBSL-B*
	DS7	'72	-	-	-	12N5.5A-3B
	DT1 250 Enduro	'68	-	-	-	6N2-2A-3
	DT1B, DT1C, DT1E 250 Enduro	'69-'71	-	-	-	6N2-2A-3
	DT2 250 Enduro	'72	-	-	-	6N4-2A-5
	DT250 Enduro	'77-'79	-	-	-	6N6-3B-1
	DT250 Enduro	'74-'76	-	-	-	6N4B-2A-3
	DT3 250 Enduro	'73	-	-	-	6N4-2A-5
	RD250	'73-'75	-	-	-	12N5.5A-3B
	SR250 Exciter	'80-'82	-	-	-	YB12A-A*
	SRX250	'87	-	-	-	YB12A-A*
	TTR250	'99-'06	-	-	-	YT7B-BS
	WR250F X, R	'08-'18	-	-	YTZ7S	YTX5L-BS
	WR250F	'03-'07	-	-	YTZ7S	YTX5L-BS
	XT250	'08-'18	-	-	YTZ7S	YTX5L-BS
	XT250	'84	-	-	-	YB3L-B
	XT250	'80-'83	-	-	-	6N6-3B-1
	XV250, Route 66, Virago, V Star	'88-'18	-	-	-	YB10L-A2*
	YZ250FX	'15-'17	-	-	YTZ7S	YTX5L-BS
230	TTR230E	'06-'17	-	-	YTZ7S	YTX5L-BS
225	TTR225	'99-'05	-	-	-	YB7B-B
	XT225	'01-'07	-	-	YTZ7S	YTX5L-BS
	XT225 Serow	'92-'00	-	-	YTZ8V	YTX7L-BS
200	BW200E Big Wheel (Electric Start)	'86-'88	-	-	-	YB7C-A
	CS3B, CS3C	'70-'71	-	-	-	YB9L-A2
	CS5	'72	-	-	-	YB9L-A2
	RD200	'74-'76	-	-	-	YB9L-A2

* See Battery Cross Reference Chart on page 15
 † Top and front terminal mounts only

† This battery includes a sensor
 † Top and front terminal mounts only and eliminates need for sensor (needs to be disabled)

CC	Model	Year	GYZ Series AGM	High Performance AGM	AGM	Yumicron / Conventional	CC	Model	Year	GYZ Series AGM	High Performance AGM	AGM	Yumicron / Conventional
	TW200	'87-'18	–	–	–	YB7C-A		YL2C/CM	'68	–	–	–	YB7L-B*
	XT200	'82-'83	–	–	–	6N4A-4D	90	HS1, HS1B	'70-'71	–	–	–	12N5.5-3B
	YCS1	'68	–	–	–	YB9L-A2		HT1, HT1B 90 Enduro	'70-'71	–	–	–	6N2-2A-3
185	SR185 Exciter	'81-'82	–	–	–	YB7L-B		TTR90E (Electric Start)	'03-'07	–	–	YT4B-BS	–
175	CT1, CT1B, CT1C 175 Enduro	'69-'71	–	–	–	6N2-2A-3	80	DT80 Mini Enduro	'81-'83	–	–	–	6N4-2A-5
	CT2, CT3 175 Enduro	'72-'73	–	–	–	6N4A-4D		G6S, G6SB	'70-'71	–	–	–	6N4A-4D
	DT175 Enduro	'78-'81	–	–	–	6N6-3B-1		G7S	'72	–	–	–	6N4A-4D
	DT175 Enduro	'74-'76	–	–	–	6N4B-2A-3		G11 Mini Enduro	'73	–	–	–	6N4-2A-5
125	AS2C	'69	–	–	–	12N5.5-3B		G180 Mini Enduro	'74-'80	–	–	–	6N4-2A-5
	AT1E, AT1B, AT1C 125 Enduro	'69-'71	–	–	–	YB7L-B*		LB80 Chappy	'76-'78	–	–	–	6N4-2A-5
	AT2, AT3 125 Enduro	'72-'73	–	–	–	YB7L-B*		YG1	'62-'66	–	–	–	6N4-4D
	DT125 Enduro	'74-'81	–	–	–	YB7L-B*		YG5T, YG5S	'68-'69	–	–	–	YB7L-B*
	RD125	'75-'76	–	–	–	12N5.5A-3B	60	JT2 Mini Enduro	'72	–	–	–	6N2-2A-3
	TTR125E/LE (Electric Start)	'03-'18	–	YTZ5S-BS	YTX4L-BS	–		RD60	'73-'75	–	–	–	6N4A-4D
	XT125	'82-'83	–	–	–	6N4A-4D	50	DT50 Enduro	'88-'90	–	–	–	6N4B-2A-3
	YA6	'64-'66	–	–	–	YB10L-B		LB50P Chappy	'78-'82	–	–	–	6N4-2A-5
	YAS1/C	'68	–	–	–	12N5.5-3B		LC50 Champ	'80-'81	–	–	–	6N4-2A-5
110	TTR110E (Electric Start)	'08-'18	–	–	YT4B-BS	–		MJ50 Towny	'82	–	–	–	6N4-2A-5
100	DT100 Enduro	'77-'83	–	–	–	6N4-2A-5		QT50 Yamahopper	'79-'87	–	–	–	6N4-2A-5
	DT100 Enduro	'74-'76	–	–	–	6N4B-2A-3		RX50 Special	'83-'84	–	–	–	6N4-2A-5
	L5T, L5TA	'69-'70	–	–	–	YB7L-B*		TTR50E	'06-'17	–	–	YT4B-BS	–
	LS2	'72	–	–	–	12N5.5A-3B		YSR50	'87-'92	–	–	–	6N4-2A-5
	LT2, LT3 100 Enduro	'72-'73	–	–	–	6N4A-4D							
	RS100	'75-'76	–	–	–	6N4A-4D							

* See Battery Cross Reference Chart on page 15

MOTORCYCLE

UTV

UTV (SIDE-BY-SIDES) APPLICATIONS

CC	Model	Year	GYZ Series AGM	High Performance AGM	AGM	Yumicron / Conventional	CC	Model	Year	GYZ Series AGM	High Performance AGM	AGM	Yumicron / Conventional
ARCTIC CAT								KAF620, Mule 2500, 2510, 2520		–	YTX20HL-BS-PW	–	YB16CL-B
	1000 Prowler 1000	'09-'17	GYZ32HL	YIX30L-BS	–	YB30L-B		KAF620, Mule 3000, 3010, 3020		GYZ20HL	YTX20HL-BS	YTX20L-BS	–
	Wildcat 1000, X, 4, LTD, XX	'12-'18	GYZ32HL	YIX30L-BS	–	YB30L-B		Mule 4000	'09-'17	Not available	–	–	–
	700 Prowler 700	'09	–	YTX24HL-BS	–	–		KAF620F, Mule 4010 4x4 (US)	'09-'17	Not available	–	–	–
	Prowler 700	'10-'17	GYZ32HL	YIX30L-BS	–	YB30L-B		KAF620F, Mule 4010 4x4 (CN)	'09-'18	GYZ20HL	YTX20HL-BS	YTX20L-BS	–
	Prowler 700 HDX, HDX XT	'11-'17	GYZ32HL	YIX30L-BS	–	YB30L-B		Mule 4010 Trans4x4, Diesel, Mule 4000	'09-'17	Not available	–	–	–
	Wildcat Sport, Trail	'15-'18	GYZ32HL	YIX30L-BS	–	YB30L-B		540 KAF540, Mule 2010, 2020, 2030		–	YTX20HL-BS-PW	–	YB16CL-B
650	Prowler 650	'06-'09	–	YTX24HL-BS*	–	Y50-N18L-A-CX	450	KAF450, Mule 1000		–	YTX20HL-BS-PW	–	YB16CL-B
550	Prowler 550	'09	–	YTX24HL-BS	–	–	400	KAF400, Mule 600, 610	'05-'16	–	YTX14AH-BS	–	YB14A-A2
	Prowler 550	'10-'15	GYZ32HL	YIX30L-BS	–	YB30L-B		Mule SX	'17-'18	–	YTX14AH-BS	–	YB14A-A2
500	Prowler 500	'17-'18	GYZ20HL	YTX20HL-BS	YTX20L-BS	–	300	KAF300, Mule 500, 520, 550		–	YTX14AH-BS	–	YB14A-A2
	Prowler HDX500, HDX XT	'14-'17	GYZ32HL	YIX30L-BS	–	YB30L-B							
BRP (Can-Am)							KYMCO						
1000	Commander	'11-'18	GYZ20HL	YTX20HL ^{FA}	YTX20L ^{FA}	–	700	UXV700	'-17	GYZ20HL	YTX20HL-BS	YTX20L-BS	–
	Defender	'16-'18	GYZ20HL	YTX20HL ^{FA}	YTX20L ^{FA}	–	500	UXV500	'-17	GYZ20HL	YTX20HL-BS	YTX20L-BS	–
	Defender XT, MAX	'16-'18	GYZ32HL	YIX30L-BS	–	YB30L-B	450	UXV450	'-17	GYZ20HL	YTX20HL-BS	YTX20L-BS	–
	Maverick	'13-'18	GYZ20HL	YTX20HL ^{FA}	YTX20L ^{FA}	–	POLARIS						
800	Commander	'11-'18	GYZ20HL	YTX20HL ^{FA}	YTX20L ^{FA}	–	1000	RZR XP 1000, TURBO 4	'14-'18	Not available	–	–	–
	Defender	'16-'18	GYZ20HL	YTX20HL ^{FA}	YTX20L ^{FA}	–		Ranger General	'16-'18	Not available	–	–	–
	Defender XT	'16-'18	GYZ32HL	YIX30L-BS	–	YB30L-B		Ranger Diesel	'15-'18	Not available	–	–	–
							900	RZR	'11-'14	GYZ32HL	YIX30L-BS	–	YB30L-B
								Ranger Diesel	'11-'14	Not available	–	–	–
								Ranger XP	'13-'18	Not available	–	–	–
								Ranger Crew	'14-'18	Not available	–	–	–
							800	RZR	'08-'14	GYZ20HL	YTX20HL-BS	YTX20L-BS	–
								RZR 4, RZR S 800	'10-'14	GYZ32HL	YIX30L-BS	–	YB30L-B
								Ranger	'10-'14	GYZ32HL	YIX30L-BS	–	YB30L-B
								Ranger, 6x6	'14-'17	Not available	–	–	–
							700	Ranger 6x6, 4x4	'06-'10	GYZ32HL	YIX30L-BS	–	YB30L-B
							570	RZR 570	'12-'18	–	YTX14AH-BS	–	YB14-B2
								RZR 570 EPS	'13-'17	GYZ32HL	YIX30L-BS	–	YB30L-B
								Ranger 4x4	'14-'18	–	YTX14AH-BS	–	YB14-B2
								Ranger 570 Full Size	'-18	–	YTX14AH-BS	–	YB14-B2
								Ranger Crew 570-4	'16-'18	–	YTX14AH-BS	–	YB14-B2
								Ranger Crew 570-6	'16-'19	–	YTX14AH-BS	–	YB14-B2
							500	Ranger	'-18	–	YTX14AH-BS	–	YB14-B2

^{FA} Must use factory activated battery
 * Top and front terminal mounts only

^K Available at Kawasaki dealers only

UTV (SIDE-BY-SIDES) APPLICATIONS

CC	Model	Year	GYZ Series AGM	High Performance AGM	AGM	Yumicron / Conventional	CC	Model	Year	GYZ Series AGM	High Performance AGM	AGM	Yumicron / Conventional
POLARIS							SUZUKI						
500	Ranger 6x6, 4x4	'98-'04	GYZ32HL	YX30L-BS	-	YB30L-B	620	QUV620F	'05	GYZ20HL	YTX20HL-BS	YTX20L-BS	-
	Ranger 4x4	'04-'10	GYZ32HL	YX30L-BS	-	YB30L-B	YAMAHA						
	Ranger 4x4	'11-'13	-	YTX14AH-BS	-	YB14-B2		Rhino	All	Not available	-	-	-
425	Ranger 2x4	'02-'03	GYZ32HL	YX30L-BS	-	YB30L-B	1000	YZX1000R	'16-'18	Not available	-	-	-
400	Ranger 400	'11-'14	-	YTX14AH-BS	-	YB14A-A2	700	Viking	'14-'18	Not available	-	-	-
170	RZR	'16-'18	-	-	YTX12-BS	-		Wolverine	'16-'18	Not available	-	-	-

SCOOTER APPLICATIONS

CC	Model	Year	GYZ Series AGM	High Performance AGM	AGM	Yumicron / Conventional	CC	Model	Year	GYZ Series AGM	High Performance AGM	AGM	Yumicron / Conventional
APRILIA							HYOSUNG						
850	SRV850	'12-'13	GYZ16H	YTX14H-BS	YTX14-BS	-	250	NS3-250	'09-'16	-	-	YTX9-BS	-
500	Scarabeo	'09-'13	-	-	YTX12-BS	-	100	EZ100	All Years	-	YTZ7S	YTX5L-BS	-
300	Atlantic	'12	-	-	-	YB12AL-A2	50	SB50 Super Cab, SD50 Sense, SF50 Prima, Rally, Sense	All Years	-	YTZ5S-BS	YTX4L-BS	-
250	Sport City	'09-'13	-	-	YTX12-BS	-	KYMCO						
200	Scarabeo	'09-'13	-	-	-	YB12AL-A2	500	Xciting 500i	'09-'16	GYZ16H	YTX14H-BS	YTX14-BS	-
150	Mojito	'09-'10	-	YTZ8V	YTX7L-BS	-	400	Xciting 400i	'09	-	-	YTX12-BS	-
125	Sport City	'08-'13	-	-	-	YB9-B	300	Downtown 300	'13	-	-	YT12A-BS	-
100	Scarabeo ST	'09-'13	-	-	-	YB9-B		People GT	'16	-	-	YT12A-BS	-
50	SR50	'09-'15	-	-	-	YB9-B	250	People 250	'09-'11	-	-	YTX12-BS	-
	Sport City	'08-'13	-	-	-	YB9-B		Xciting 250i	'10-'11	-	-	YTX12-BS	-
BMW							PIAGGIO						
650	C650 GT, Sport	'11-'16	GYZ16H	YTX14H-BS	YTX14-BS	-	500	MP3 500 / Sport ABS	'08-'16	GYZ16H	YTX14H-BS	YTX14-BS	-
600	C600, Sport	'13-'16	GYZ16H	YTX14H-BS	YTX14-BS	-		BV500	'08-'13	GYZ16H	YTX14H-BS	YTX14-BS	-
	C600	'11-'12	-	YTZ14S	-	-	460	X9	'09	GYZ16H	YTX14H-BS	YTX14-BS	-
E-TON							PIAGGIO - GILERA						
150	Sport 150	'12	-	-	YTX7A-BS	-	500	Fuoco 500ie	'10-'13	-	YTX20CH-BS	YTX16-BS	-
	Matrix R4-150	'12	-	-	YTX9-BS	-		Nexus 500ie	'10	-	YTX14AHL-BS	-	SYB14L-A2†
	Beamer R4-150	'12	-	-	YTX9-BS	-	300	Nexus 300ie	'10-'11	GYZ16H	YTX14H-BS	YTX14-BS	-
50	Beamer 50, Beamer III	'00-'12	-	YTZ7S	YTX5L-BS	-							
	Matrix 50	'12	-	YTZ7S	YTX5L-BS	-							
	Sport 50	'12	-	-	YTX7A-BS	-							
HONDA													
600	FSC600 Silver Wing	'02-'15	-	YTZ12S	-	-							
300	NSS300 Forza	'14-'16	-	YTZ12S	-	-							
250	CH250 Elite	'85-'90	-	-	YTX12-BS	-							
	CN250 Helix	'93-'09	-	-	YTX12-BS	-							
	NSS250 Reflex	'01-'09	-	YTZ12S	-	-							
	PS250 Big Ruckus	'05-'08	-	YTZ12S	-	-							
150	CH150 Elite	'87	-	-	-	YB10L-B2							
	CH150 Elite Deluxe	'85-'86	-	-	-	YB9-B							
	SH150	'10-'12	-	YTZ8V	YTX7L-BS	-							
	SH150	'13	-	YTZ7S	YTX5L-BS	-							
	FES150	'13	-	-	YTR9-BS	-							
	PXC150	'13	-	YTZ7S	YTX5L-BS	-							
	PXC150	'15-'17	-	YTZ8V	YTX7L-BS	-							
125	CH125 Elite	'84	-	-	-	YB9-B							
	FES125	-	-	-	YTR9-BS	-							
	NH125 Aero	'84	-	-	-	YB5L-B							
	Pantheon 125	-	-	-	YTR9-BS	-							
	PXC125	'11	-	YTZ7S	YTX5L-BS	-							
	SH125	'10-'12	-	YTZ8V	YTX7L-BS	-							
	SH125	'13	-	YTZ7S	YTX5L-BS	-							
110	NHX110 Elite	'10-'13	-	YTZ8V	YTX7L-BS	-							
80	CH80 Elite	'93-'09	-	YTZ7S	YTX5L-BS	-							
	NH80 Aero	'85	-	YTZ7S	YTX5L-BS	-							
	NH80MD Aero	'83-'84	-	-	-	YB5L-B							
50	CHF50 Metropolitan, II, SP	'02-'13	-	YTZ7S	YTX5L-BS	-							
	NB50 Aero	'85-'87	-	YTZ5S-BS	YTX4L-BS	-							
	NB50M Aero	'83-'84	-	-	-	YB4L-B							

† This battery includes a sensor

CC	Model	Year	GYZ Series AGM	High Performance AGM	AGM	Yumicron / Conventional
200	Runner 200	'10-'12	-	-	YTX12-BS	-
125	Runner 125	'10-'12	GYZ16H	YTX14H-BS	YTX14-BS	-
50	SP50	'10-'13	-	-	-	YB4L-B

PIAGGIO - VESPA

946	Vespa 946	'13-'16	-	-	YTX12-BS	-
300	GTS300, GTV300	'10-'16	GYZ16H	YTX14H-BS	YTX14-BS	-
250	GTS250, GTV250	'10	GYZ16H	YTX14H-BS	YTX14-BS	-
150	LX150	'07	-	-	-	YB9-B
	LX150 4T	'16	-	-	YTX12-BS	-
50	LX50	'10-'16	-	-	-	YB9-B

SYM

250	RV250	'10-'12	-	-	YTX12-BS	-
200	HD200	'10-'13	-	-	YTX9-BS	-
125	HD125	'10-'11	-	-	YTX9-BS	-
	Fiddlel125	'10-'11	-	-	YTX7A-BS	-
50	Fiddlel150	'10-'12	-	-	YTX7A-BS	-
	SYMply50	'10-'11	-	-	YTX7A-BS	-
	MIO 50	'10-'13	-	-	YTX7A-BS	-
	JetEuro 50	'10-'12	-	YTZ7S	YTX5L-BS	-
	RS50	'10	-	YTZ5S-BS	YTX4L-BS	-

SUZUKI

650	AN650 Burgman	'03-'17	GYZ16H	YTX14H-BS	YTX14-BS	-
400	AN400 Burgman	'03-'16	-	-	YTX9-BS	-
200	UH200A Burgman	'14-'17	-	-	YTX9-BS	-
50	F50, F50R	'71	-	-	-	6N4-2A

* See Battery Cross Reference Chart on page 15

CC	Model	Year	GYZ Series AGM	High Performance AGM	AGM	Yumicron / Conventional
	FA50 Shuttle	'80-'91	-	-	-	6N2-2A-4
	FS50, FZ50	'79-'83	-	-	-	6N4-2A

YAMAHA

530	T-MAX XP500F	'13-'16	-	-	YTZ12S	-
500	T-MAX XP500	'09-'13	-	-	YTZ10S	-
400	YP400 Majesty	'04-'14	-	-	-	YT9B-BS
250	Morphous	'06-'08	-	-	YTZ10S	-
	Maxam	'13	-	-	YTZ10S	-
200	XC200 Riva	'87-'91	-	-	-	YB10L-B2
180	XC180 Riva	'83-'85	-	-	-	YB10L-B
155	Smax	'15-'18	-	-	-	YT7B-BS
125	XC125 Riva	'85-'01	-	-	-	YB7C-A
	YJ125T Vino 125	'04-'09	-	-	YTX7A-BS	-
	Zuma 125	'09-'18	-	-	YT7B-BS	-
80	CV80 Riva	'83-'87	-	-	-	6YB11-2D *
50	CE50 Riva Jog	'86-'87	-	-	-	YB4L-B
	CG50 Riva	'88-'91	-	-	-	YB4L-B
	CW50 Zuma	'89-'90	-	-	-	YB4L-B
	CW50 Zuma II	'97-'01	-	-	-	YB4L-B
	CY50 Riva Jog	'92-'01	-	-	YTZ5S-BS	YTX4L-BS
	SH50 Riva Razz	'87-'01	-	-	-	YB4L-B
	XC50 Vino Classic	'06-'18	-	-	YTZ7S	YTX5L-BS
	XF50W (C3)	'07-'13	-	-	YTZ7S	YTX5L-BS
	YW50A, F, FX Zuma	'02-'18	-	-	YTZ7S	YTX5L-BS
	VOX	'13	-	-	YTZ7S	YTX5L-BS
	JOG, ZR	'13	-	-	YTZ7S	YTX5L-BS

ATV (ALL TERRAIN VEHICLE) APPLICATIONS

CC	Model	Year	GYZ Series AGM	High Performance AGM	AGM	Yumicron / Conventional
AEON (BENZAI)						
100	Cobra/CX-Sport 100	All	-	-	YTX4L-BS	-
90	Cobra/CX-Sport 90	All	-	-	YTX4L-BS	-
50	Cobra/CX-Sport 50	All	-	-	YTX4L-BS	-

ARCTIC CAT

1000	Thundercat	'08-'10	GYZ20H	YTX20H-BS	YTX20-BS	-
	Mudpro 1000H2, TRV, 1000i GT, XT	'10-'17	GYZ20H	YTX20H-BS	YTX20-BS	-
700	FIS	'06-'08	GYZ20H	YTX20H-BS	YTX20-BS	-
	Diesel	'07-'15	-	YTX24HL-BS	-	-
	TRV, Mudpro, LTD, TBX	'09-'17	GYZ20H	YTX20H-BS	YTX20-BS	-
	Alterra	'16-'18	GYZ20H	YTX20H-BS	YTX20-BS	-
	XT, TRV, CORE	'13-'17	GYZ20H	YTX20H-BS	YTX20-BS	-
650	4x4 Automatic V2	'04-'06	-	YTX14AH-BS	-	YB14-A2
	4x4 Automatic	'10	GYZ20H	YTX20H-BS	YTX20-BS	-
	TRV	'09	-	YTX14AH-BS	-	YB14-A2
	650H1, TBX650	'05-'09	-	YTX14AH-BS	-	YB14-A2
	Mudpro	'10-'12	GYZ20H	YTX20H-BS	YTX20-BS	-
	650, H1	'11-'12	GYZ20H	YTX20H-BS	YTX20-BS	-
550	550, TRV, LTD, S, XT, CORE	'10-'15	GYZ20H	YTX20H-BS	YTX20-BS	-
	Alterra	'16	GYZ20H	YTX20H-BS	YTX20-BS	-
500	All Other Models	'09	-	YTX14AH-BS	-	YB14-A2
	ATV 500	'13-'17	GYZ20H	YTX20H-BS	YTX20-BS	-
	Alterra	'16	GYZ20H	YTX20H-BS	YTX20-BS	-
	Alterra	'17-'18	GYZ20HL	YTX20HL-BS	YTX20L-BS	-
	TRV	'13-'17	GYZ20H	YTX20H-BS	YTX20-BS	-
450	XC450	'11-'17	GYZ20HL	YTX20HL-BS	YTX20L-BS	-
	ATV 450	'10-'12	GYZ20H	YTX20H-BS	YTX20-BS	-
	ATV 450, Alterra	'13-'16	GYZ20HL	YTX20HL-BS	YTX20L-BS	-
	TRV	'11-'12	GYZ20H	YTX20H-BS	YTX20-BS	-
	TRV, CORE	'13-'17	GYZ20HL	YTX20HL-BS	YTX20L-BS	-
400	All Models	All	-	YTX14AH-BS	-	YB14-A2
	DVX 400	All	-	-	YTX9-BS	-

	Alterra, TRV, CORE	'17	-	YTX14AH-BS	-	YB14-A2
366	366	'08-'11	-	YTX14AH-BS	-	YB14-A2
300	DVX300, Utility	'09-'16	-	-	YTX12-BS	-
	Alterra	'17-'18	-	-	YTX12-BS	-
	ATV 300, 4x4, 2x4	'98-'05	-	YTX14AHL-BS	-	SYB14L-A2†
250	All Models	'05	-	YTX14AHL-BS	-	SYB14L-A2†
	DVX250, 2x4	'06-'10	-	-	YTX12-BS	-
150	150	'09-'18	-	-	YTX9-BS	-
90	ATV 90, Y-12 Youth, 2-Stroke	'02-'04	-	YTZ5S-BS	YTX4L-BS	-
	ATV 90, Y-12 Youth, 4-Stroke	'04-'05	-	YTZ7S	YTX5L-BS	-
	DVX90, Utility	'06-'18	-	YTZ7S	YTX5L-BS	-
50	DVX50, Utility	'06-'08	-	YTZ7S	YTX5L-BS	-
	ATV50 Y-6 Youth	'04-'05	-	YTZ5S-BS	YTX4L-BS	-

BRP (Can-Am)

1000	Outlander 1000, Renegade, 6x6	'12-'19	-	YTX20HL ^{FA}	YTX20L ^{FA}	-
850	Outlander, Renegade	'16-'19	GYZ20HL	YTX20HL-BS	YTX20L-BS	-
800	Outlander 800 EFI, MAX, Renegade	'06-'19	GYZ20HL	YTX20HL-BS	YTX20L-BS	-
660	Outlander 660 EFI	'06	GYZ20HL	YTX20HL-BS	YTX20L-BS	-
650	DS650	'00-'07	-	-	YTX15L-BS	-
	Quest	'02-'05	-	YTX20HL-BS-PW	-	YB16CL-B
	Quest (Opt)	'02-'05	-	YTX24HL-BS *	-	Y50-N18L-A-CX
	Outlander, 6x6	'17-'19	GYZ20HL	YTX20HL-BS	YTX20L-BS	-
570	Outlander, Renegade	'16-'18	GYZ20HL	YTX20HL-BS	YTX20L-BS	-
500	Traxter (All Models), Quest	'99-'05	-	YTX20HL-BS-PW	-	YB16CL-B
	Traxter (All Models), Quest (Opt)	'02-'05	-	YTX24HL-BS *	-	Y50-N18L-A-CX
	Outlander, MAX, Renegade	'15	GYZ20HL	YTX20HL-BS	YTX20L-BS	-
450	DS450	'15	-	-	YT7B-BS	-
	Outlander	'16-'19	GYZ20HL	YTX20HL-BS	YTX20L-BS	-
400	Outlander 400	'03-'04	-	-	YTX15L-BS	-
	Outlander 400, XT, MAX	'04-'15	GYZ20HL	YTX20HL-BS	YTX20L-BS	-
330	Outlander 330	'04-'05	-	-	YTX15L-BS	-
250	DS250	'06-'19	-	-	YTX12-BS	-

^{FA} Must use factory activated battery
* Top and front terminal mounts only

† This battery includes a sensor

ATV (ALL TERRAIN VEHICLE) APPLICATIONS

CC	Model	Year	GYZ Series AGM	High Performance AGM	AGM	Yumicron / Conventional
200	Rally	'02-'06	–	YTX14AH-BS	–	YB14A-A2
90	DS90, DS90F, Quest	'02-'19	–	YTZ5S-BS	YTX4L-BS	–
70	DS70	'19	–	YTZ5S-BS	YTX4L-BS	–
50	DS50, Quest	'02-'06	–	YTZ5S-BS	YTX4L-BS	–

E-TON

250	Vector250	'13	–	–	YTX12-BS	–
150	CXL150 Yukon II	'00-'13	–	–	YTX9-BS	–
	YXL150 Yukon	'00-'03	–	–	YTX9-BS	–
	Viper150R	'13	–	–	YTX9-BS	–
90	All models	'04-'13	–	YTZ7S	YTX5L-BS	–
	AXL, TXL, NXL, RXL	'99-'03	–	YTZ5S-BS	YTX4L-BS	–
	DXL90 Sierra	'99-'03	–	YTZ5S-BS	YTX4L-BS	–
70	Viper 70	'13	–	YTZ7S	YTX5L-BS	–
50	All models	'04-'05	–	YTZ7S	YTX5L-BS	–
	AXL, TXL, NXL, RXL	'99-'03	–	YTZ5S-BS	YTX4L-BS	–

HONDA

700	TRX700XX	'08-'13	–	–	YTX9-BS	–
680	TRX680FA FourTrax Rincon	'06-'18	GYZ20HL	YTX20HL-BS	YTX20L-BS	–
650	TRX650 FourTrax Rincon (Std.)	'03-'05	GYZ16H	YTX14H-BS	YTX14-BS	–
500	TRX500FA FourTrax Rubicon	'01-'14	GYZ16H	YTX14H-BS	YTX14-BS	–
	TRX500FA	'15-'19	GYZ16H	YTX14H-BS	YTX14-BS	–
	TRX500FE, FM, TM Trax Foreman	'05-'11	GYZ16H	YTX14H-BS	YTX14-BS	–
	FourTrax Foreman ES, 4x4	'05-'09	GYZ16H	YTX14H-BS	YTX14-BS	–
	TRX500FE, FPE, FM, FPM	'11-'18	GYZ16H	YTX14H-BS	YTX14-BS	–
450	TRX450 FourTrax Foreman S, ES	'98-'04	GYZ16H	YTX14H-BS	YTX14-BS	–
	TRX450ER, TRX450R	'06-'13	–	YTZ7S	YTX5L-BS	–
420	TRX420 FourTrax Rancher 4x4	'13	GYZ16H	YTX14H-BS	YTX14-BS	–
	TRX420 FourTrax Rancher 4x4	'14-'19	GYZ16H	YTX14H-BS	YTX14-BS	–
	TRX420 FourTrax Rancher 2x4	'19	GYZ16H	YTX14H-BS	YTX14-BS	–
400	FL400R Pilot	'89-'90	GYZ16H	YTX14H-BS	YTX14-BS	–
	TRX400 Rancher AT	'04-'06	GYZ16H	YTX14H-BS	YTX14-BS	–
	TRX400X, EX, FourTrax, Sportrax	'99-'13	–	–	YTX9-BS	–
	TRX400FW Foreman	'95-'03	GYZ16H	YTX14H-BS	YTX14-BS	–
350	FL350R Odyssey	'85	–	–	YTX12-BS	–
	TRX350 Rancher	'00-'06	GYZ16H	YTX14H-BS	YTX14-BS	–
	TRX350, D FourTrax 4x4	'86-'89	GYZ16H	YTX14H-BS	YTX14-BS	–
300	TRX300 FourTrax	'88-'00	GYZ16H	YTX14H-BS	YTX14-BS	–
	TRX300X, EX	'93-'12	–	–	YTX9-BS	–
	TRX300FW FourTrax 4x4	'88-'00	GYZ16H	YTX14H-BS	YTX14-BS	–
250	ATC250ES Big Red	'85-'87	–	–	YTX12-BS	–
	ATC250SX	'85-'87	–	–	YTX12-BS	–
	TRX250X, EX	'01-'19	–	–	YTX9-BS	–
	TRX250 FourTrax	'85-'87	–	–	YTX12-BS	–
	TRX250 TE, TM, FourTrax Recon	'97-'19	–	–	YTX12-BS	–
	TRX250 Recon, ES	'97-'03	–	–	YTX12-BS	–
200	ATC200 Big Red	'82-'84	–	YTX14AH-BS	–	YB14A-A2
	ATC200M	'84-'85	–	YTX14AH-BS	–	YB14A-A2
	TRX200 FourTrax	'90-'97	–	–	YTX12-BS	–
	TRX200 FourTrax	'84	–	YTX14AH-BS	–	YB14A-A2
	TRX200SX FourTrax	'86-'88	–	–	YTX12-BS	–
125	ATC125M	'86-'87	–	–	YTX12-BS	–
	ATC125M	'84-'85	–	–	–	YB9A-A
	TRX125 FourTrax	'87-'88	–	–	YTX9-BS	–
	TRX125 FourTrax	'85-'86	–	–	–	YB9A-A
90	TRX90X, EX	'06-'18	–	YTZ7S	YTX5L-BS	–

HYOSUNG

450	TE450S	'13	–	–	YTX9-BS	–
-----	--------	-----	---	---	---------	---

JOHN DEERE

All Models	All	–	–	YTX20HL-BS-PW	–	YB16CL-B
------------	-----	---	---	---------------	---	----------

KASEA

250	Skyhawk 250	All	–	–	YTX7A-BS	–
170	Skyhawk 170	All	–	–	YTX7A-BS	–
150	Skyhawk 150, Adventure Buggy	All	–	–	YTX7A-BS	–
125	KS, KU Models, Adventure Buggy	All	–	–	YTX7A-BS	–
90	KS, KU Models	All	–	–	YTX7A-BS	–

CC	Model	Year	GYZ Series AGM	High Performance AGM	AGM	Yumicron / Conventional
	Skyhawk 90	All	–	YTZ7S	YTX5L-BS	–
65	KS, KU Models	All	–	–	YTX7A-BS	–
50	Mini Skyhawk	All	–	YTZ5S-BS	YTX4L-BS	–
	Skyhawk 50	All	–	YTZ7S	YTX5L-BS	–

KAWASAKI

750	KVF750 Brute Force	'05-'18	GYZ16H	–	KMX14-BS ^K	–
700	KFX700	'03-'10	GYZ16H	–	KMX14-BS ^K	–
	KVF700-A, B, D Prairie 700, 4x4	'04-'06	GYZ16H	–	KMX14-BS ^K	–
650	KVF650 Brute Force	'02-'13	GYZ16H	–	KMX14-BS ^K	–
450	KFX450R	'08-'14	–	YTZ8V	YTX7L-BS	–
	4x4 Advantage Classic	'02-'03	GYZ16H	–	KMX14-BS ^K	–
400	KLF400-B Bayou 400 4x4	'93-'00	–	YTX20HL-BS-PW	–	YB16CL-B
	KSF400-A (KFX400)	'03-'06	–	–	YTX9-BS	–
	KVF400-A Prairie 400 4x4	'97-'00	–	YTX14AH-BS	–	YB14A-A2
	KVF400-A Prairie 400 4x4 (CN)	'97-'00	–	YTX20HL-BS-PW	–	YB16CL-B
	KVF400-B Prairie 400 4x4	'98-'00	–	YTX14AH-BS	–	YB14A-A2
	KVF400-B Prairie 400 4x4 (CN)	'98-'00	–	YTX20HL-BS-PW	–	YB16CL-B
	KVF400-C Prairie 400, 4x4	'99-'02	–	YTX14AH-BS	–	YB14A-A2
	KVF400-C Prairie 400, 4x4 (CN)	'99-'02	GYZ16H	–	KMX14-BS ^K	–
	KVF400-D Prairie 400, 4x4	'99-'02	–	YTX14AH-BS	–	YB14A-A2
	KVF400-D Prairie 400, 4x4 (CN)	'99-'01	GYZ16H	–	KMX14-BS ^K	–
360	KVF360 Prairie	'13	–	YTX14AH-BS	–	YB14A-A2
300	KEF300-A Lakota	'95-'00	–	YTX14AH-BS	–	YB14A-A2
	KEF300-A Lakota Sport	'01-'03	–	YTX14AH-BS	–	YB14A-A2
	KEF300-B Lakota Sport	'01-'03	–	YTX14AH-BS	–	YB14A-A2
	KLF300-A Bayou	'86-'87	–	YTX20HL-BS-PW	–	YB16CL-B
	KLF300-B Bayou	'88-'04	–	YTX14AH-BS	–	YB14A-A2
	KLF300-B Bayou (CN)	'92-'99	–	YTX20HL-BS-PW	–	YB16CL-B
	KLF300-C Bayou 300 4x4	'89-'04	–	YTX14AH-BS	–	YB14A-A2
	KLF300-C Bayou 300 4x4 (CN)	'92-'05	–	YTX20HL-BS-PW	–	YB16CL-B
	KVF300-A Prairie 300, 4x4	'99-'02	–	YTX14AH-BS	–	YB14A-A2
	KVF300-A Prairie 300, 4x4 (CN)	'99-'01	–	YTX20HL-BS-PW	–	YB16CL-B
	KVF300-B Prairie 300, 4x4	'99-'02	–	YTX14AH-BS	–	YB14A-A2
	KVF300-B Prairie 300, 4x4 (CN)	'99-'02	–	YTX20HL-BS-PW	–	YB16CL-B
	KVF300 Brute Force	'13-'18	–	–	YTX12-BS	–
250	KLF250-A Bayou	'03-'12	–	–	–	YB10A-A2
	KLF250-A Bayou (CN)	'03-'05	–	YTX14AH-BS	–	YB14A-A2
	KLT250-A	'82-'83	–	–	–	YB12A-A
	KLT250-C Prairie	'83	–	–	–	YB12A-A
	KLT250-C Prairie	'84-'85	–	–	–	YB10L-B
220	KLF220-A Bayou	'88-'02	–	–	–	YB10A-A2
	KLF220-A Bayou (CN)	'92-'02	–	YTX14AH-BS	–	YB14A-A2
200	KLT200-A, C	'81-'84	–	–	–	YB10L-B
	KLT200-B, C	'83	–	–	–	YB12A-A
185	KLF185-A Bayou	'85-'88	–	–	–	YB10L-B
110	KLF110-B Mojave	'87-'88	–	–	–	YB9L-A2
90	KFX90	'07-'19	–	YTZ7S	YTX5L-BS	–
80	KSF80-A (KFX80)	'03-'05	–	YTZ7S	YTX5L-BS	–
50	KFX50	'07-'19	–	YTZ7S	YTX5L-BS	–

KTM

525	XC ATV	'10-'13	–	YTZ7S	YTX5L-BS	–
505	SX ATV	'08-'13	–	YTZ7S	YTX5L-BS	–
	XC ATV	'08-'09	–	YTZ7S	YTX5L-BS	–
450	SX ATV	'08-'12	–	YTZ7S	YTX5L-BS	–
	XC ATV	'08-'12	–	YTZ7S	YTX5L-BS	–

KYMCO

700	MXU700	'17	GYZ20HL	YTX20HL-BS	YTX20L-BS	–
500	MXU500	'17	GYZ20HL	YTX20HL-BS	YTX20L-BS	–
450	Maxxer 450, MXU 450	'17	GYZ20HL	YTX20HL-BS	YTX20L-BS	–
300	MXU300SD	All	–	–	YTX12-BS	–
	Mongoose300	All	–	–	YTX12-BS	–
250	Mongoose, MXU	All	–	–	YTX12-BS	–
150	MXU150	All	–	–	YTX9-BS	–
90	Mongoose 90	All	–	YTZ7S	YTX5L-BS	–
50	Mongoose 50	All	–	YTZ7S	YTX5L-BS	–

POLARIS

1000	Sportsman XP, Touring XP, HL ('16)	'15-'18	–	YIX20HL ^{FA}	–	–
	Scrambler	'14-'18	–	YIX20H ^{FA}	–	–
900	ACE SP	'16-'18	GYZ23HL	YIX30L-BS	–	YB30L-B
850	Sportsman (opt.), WV (std.)	'09-'18	–	YIX30L ^{FA}	–	–

^K Available at Kawasaki dealers only

^{FA} Must use Factory Activated battery

ATV (ALL TERRAIN VEHICLE) APPLICATIONS

CC	Model	Year	GYZ Series AGM	High Performance AGM	AGM	Yumicron / Conventional	CC	Model	Year	GYZ Series AGM	High Performance AGM	AGM	Yumicron / Conventional							
800	Sportsman, SP, Touring XP, HL ('16)	'10-'18	-	YIX20HL ^{FA}	-	-		LT-F250 QuadRunner (Opt)	'88-'01	-	-	-	Y50-N18A-A							
	Scrambler	'14-'18	-	YIX20HL ^{FA}	-	-		LT-F250, Ozark	'02-'16	-	-	YTX12-BS	-							
	Sportsman	'05-'10	GYZ32HL	YIX30L-BS	-	-		LT-F250F QuadRunner	'99-'02	-	-	YTX14AH-BS	YB14A-A2							
	Sportsman	'11-'14	GYZ20HL	YTX20HL-BS	YTX20L-BS	-		LT-F250F QuadRunner (CN, Opt)	'99-'02	-	-	-	Y50-N18A-A							
	Sportsman 6x6	'14	-	YIX30L ^{FA}	-	-		LT-2250 QuadSport	'04-'11	-	-	YTX9-BS	-							
	Sportsman, Military	'02-'08	GYZ32HL	YIX30L-BS	-	YB30L-B		LT230E QuadRunner	'87	Not available	-	-	-	-						
	Sportsman	'10	GYZ32HL	YIX30L-BS	-	YB30L-B		LT230E QuadRunner	'88-'93	-	-	YTX12-BS	-							
	Sportsman	'04-'05	GYZ32HL	YIX30L-BS	-	YB30L-B		LT230GE QuadRunner	'85-'86	-	-	-	YB10A-A2							
	Sportsman	'14-'18	-	YTX14AH-BS	-	YB14A-A2		LT-F230 QuadRunner	'86-'87	-	-	-	YB10A-A2							
	ACE, ACE SP	'15-'18	-	YTX14AH-BS	-	YB14A-A2		LT160 E QuadRunner	'89-'94	-	-	-	YB9A-A							
550	Sportsman Touring, XP, X2	'09	GYZ20HL	YTX20HL-BS	YTX20L-BS	-		LT160 E QuadRunner	'03-'04	-	-	-	YB9A-A							
	Sportsman Touring, X2	'10	GYZ20HL	YTX20HL-BS	YTX20L-BS	-		LT-F160 QuadRunner	'91-'01	-	-	-	YB9A-A							
Sportsman XP	'10	-	YTX14AH ^{FA}	-	-		LT-290 QuadSport	'07-'11	-	-	YTX7A-BS	-								
Sportsman EPS, X2, Touring	'10-'14	-	YTX14AH ^{FA}	-	-		LT80 QuadSport 80	'87-'06	-	-	YTX5L-BS	-								
525	Outlaw 525	'08-'12	-	-	YTX9-BS	-	50	LT-250 QuadSport	'06-'11	-	-	YTX7S	YTX5L-BS							
500	All Models (Excl. Predator, Sportsman)	'99-'12	-	YTX14AH-BS	-	YB14A-A2		YAMAHA												
	Sportsman HO	'96-'13	-	YTX14AH-BS	-	YB14A-A2		700	YFM7FG Grizzly	'07-'13	GYZ20HL	YTX20HL-BS	YTX20L-BS	-						
	Sportsman EFI	'06	GYZ32HL	YIX30L-BS	-	YB30L-B			YFM700DE, DH, PE, PF, PH, PS Grizzly	'14-'15	GYZ20HL	YTX20HL-BS	YTX20L-BS	-						
	Sportsman EFI	'07-'10	GYZ20HL	YTX20HL-BS	YTX20L-BS	-			YFM700GD, GP Grizzly	'16-'19	GYZ20HL	YTX20HL-BS	YTX20L-BS	-						
	Predator, Outlaw	'03-'06	-	-	YTX9-BS	-			Raptor 700, R, R SE	'06-'18	-	-	YTX9-BS	-						
	ACE	'18	GYZ32HL	YIX30L-BS	-	YB30L-B			Kodiak 700, EPS	'16-'19	GYZ20HL	YTX20HL-BS	YTX20L-BS	-						
	450	Sportsman HO	'16-'18	-	YTX14AH-BS	-	YB14A-A2		660	YFM660FP, FR, FH, FL Grizzly	'02-'04	GYZ20HL	YTX20HL-BS	YTX20L-BS	-					
	Diesel, 445 Litre (primary)	'99-'03	GYZ32HL	YIX30L-BS	-	YB30L-B			YFM66FA, FG Grizzly	'05-'08	GYZ20HL	YTX20HL-BS	YTX20L-BS	-						
	Diesel, 445 Litre (secondary)	'99-'03	-	YTX14AH-BS	-	YB14A-A2			YFM660RN, RT, RP, RR, RL, RS Raptor	'01-'05	GYZ16H	YTX14H-BS	YTX14-BS	-						
	Outlaw 450	'07-'10	-	-	YTX9-BS	-			600	YFM600FW, FH Grizzly	'98-'01	GYZ20HL	YTX20HL-BS	YTX20L-BS	-					
	425	All Models	'95-'02	-	YTX14AH-BS	-	YB14A-A2			YFV600FW Grizzly	'98-'01	GYZ20HL	YTX20HL-BS	YTX20L-BS	-					
	400	All Models	'94-'14	-	YTX14AH-BS	-	YB14A-A2			550	YMF55FG, YFM550PE, DE, DH Grizzly	'09-'14	GYZ20HL	YTX20HL-BS	YTX20L-BS	-				
	335	Sportsman	'98-'01	-	YTX14AH-BS	-	YB14A-A2			450	YFM45FG Grizzly	'07-'14	GYZ20HL	YTX20HL-BS	YTX20L-BS	-				
	330	Magnum, Trail	'03-'13	-	YTX14AH-BS	-	YB14A-A2				YFM45FX Wolverine	'06-'10	GYZ20HL	YTX20HL-BS	YTX20L-BS	-				
	325	ACE	'14-'16	GYZ32HL	YIX30L-BS	-	YB30L-B				YFM450FA, YFM45FA Kodiak	'03-'06	GYZ20HL	YTX20HL-BS	YTX20L-BS	-				
	All Models	'87-'02	-	YTX14AH-BS	-	YB14A-A2				YFM45KD, KP Kodiak	'18-'19	GYZ20HL	YTX20HL-BS	YTX20L-BS	-					
	300	Hawkeye, Sportsman 300	'06-'10	-	YTX14AH-BS	-	YB14-B2			YFZ450	'04-'13	-	-	YTX7B-BS	-					
	250	All models	'85-'05	-	YTX14AH-BS	-	YB14A-A2			YFZ450	'17	-	YTX7S	YTX5L-BS	-					
	200	Phoenix, Sawtooth	'05-'18	-	-	YTX12-BS	-			YFZ450X	'08	-	YTX7S	YTX5L-BS	-					
150	ACE EFI	'17	-	-	YTX9-BS	-			YFZ450X	'10-'11	-	YTX7S	YTX5L-BS	-						
110	Outlaw	'17-'18	-	YTX7S	YTX5L-BS	-			YFZ450R	'09-'19	-	YTX7S	YTX5L-BS	-						
Sportsman	'17-'18	-	YTX7S	YTX5L-BS	-				400	YFM40FB Big Bear	'00-'12	GYZ20HL	YTX20HL-BS	YTX20L-BS	-					
Predator, Sportsman, Outlaw	'03-'14	-	YTX7S	YTX5L-BS	-					YFM40FG Grizzly	'07-'08	-	YTX14AH-BS	-						
90	Scrambler, Sportsman	'01-'02	-	YTX5S-BS	YTX4L-BS	-				YFM40FW Kodiak	'93-'95	-	YTX14AH-BS	-						
50	Outlaw, Predator ('07)	'04-'18	-	YTX7S	YTX5L-BS	-				YFM40FW Kodiak/Automatic	'03-'06	-	YTX14AH-BS	-						
Scrambler	'01-'02	-	YTX5S-BS	YTX4L-BS	-					YFM40FW Kodiak/Automatic	'96-'02	GYZ20HL	YTX20HL-BS	YTX20L-BS	-					
Scrambler	'03	-	YTX7S	YTX5L-BS	-					YFM40FWN Big Bear	'00-'03	GYZ20HL	YTX20HL-BS	YTX20L-BS	-					
100	ATV100	All	-	YTX5S-BS	YTX4L-BS	-			350	YFM35B Bruin	'04-'06	-	YTX14AH-BS	-						
50	ATV50	All	-	YTX5S-BS	YTX4L-BS	-				YFM35ER Moto 4	'87-'95	-	YTX14AH-BS	YB14A-A1						
										YFM35F, U Big Bear	'87-'99	-	YTX14AH-BS	YB14A-A1						
										YFM35FX Wolverine	'95-'05	-	-	YB12C-A						
										YFM35FX Wolverine	'06-'09	-	YTX14AH-BS	-						
										YFM35FG Grizzly	'07-'14	-	YTX14AH-BS	-						
										YFM35R Raptor	'04-'13	-	YTX10S	-						
										YFM35U Big Bear	'87-'99	-	YTX14AH-BS	YB14A-A1						
										YFM35X Warrior	'87-'04	-	-	YB12C-A						
										YFP35 TerraPro	'88	-	YTX14AH-BS	YB14A-A1						
										300	Grizzly 300 Automatic	'12-'13	-	YTX12-BS	-					
										250	YFB250, F Timber Wolf	'92-'00	-	-	YB12C-A					
											YFM25 Bear Tracker	'99-'04	-	YTX14AH-BS	YB14A-A2					
											YFM250 Moto 4	'89-'91	-	YTX14AH-BS	YB14A-A1					
											YFM25B Big Bear	'07-'09	-	YTX14AH-BS	YB14A-A2					
											YFM25B Bruin	'05-'06	-	YTX14AH-BS	YB14A-A2					
											YFM25R Raptor, R	'08-'13	-	YTX7S	YTX5L-BS					
											230	YFU-1/T Pro-Hauler	'89	-	YTX14AH-BS	YB14A-A1				
											225	YFM225 Moto 4	'86-'88	-	YTX14AH-BS	YB14A-A1				
												YTM225DR, DX Tri-Moto	'83-'86	-	YTX14AH-BS	YB14A-A1				
												200	YFM200, DX Moto 4	'85-'89	-	YTX14AH-BS	YB14A-A1			
													YTM200, E, ER Tri Moto	'83-'85	-	YTX14AH-BS	YB14A-A1			
												125	YFA-1 Breeze	'89-'04	-	-	YB12C-A			
													YFM125S, Grizzly	'04-'13	-	-	YB12C-A			
													YFM125R, Raptor	'11-'13	-	YTX7S	YTX5L-BS			
													100	YFM100 Champ	'87-'90	-	-	12N7-3B		
														YFM100 Champ	'91	-	-	12N7D-3D		
														90	YFM90R Raptor	'09-'18	-	YTX7S	YTX5L-BS	
														80	YFM80 Badger	'85-'01	-	-	12N7-3B	
															YFM80 Grizzly	'05-'08	-	-	12N7-3B	
															YFM80R Raptor	'02-'08	-	-	12N7-3B	
															50	YFM50 Raptor	'04-'08	-	-	12N7-3B
																YFZ50	'17-'19	-	YTX5L-BS	

ATV

^{FA} Must use Factory Activated battery

PWC (PERSONAL WATERCRAFT) APPLICATIONS

CC	Model	Year	GYZ Series AGM	High Performance AGM	AGM	Yumicron / Conventional	CC	Model	Year	GYZ Series AGM	High Performance AGM	AGM	Yumicron / Conventional
AQUA-JET CO.							JH750 ST, Zxi	'95-'97	GYZ20HL	YTX20HL-BS	YTX20L-BS	-	
430	Aqua-Jet Sx1	'91	-	-	-	YB16-B	JH750 SX, ZX	'92-'95	-	YTX20HL-PW	-	-	YB16CL-B
432	Aqua-Jet SX1	'89-'90	-	-	-	YB16-B	JS750 SX, ZX	'92-'95	-	YTX20HL-PW	-	-	YB16CL-B
ARCTIC CAT							JS750 Ski, Ski Pro	'95-'02	GYZ20HL	YTX20HL-BS	YTX20L-BS	-	
770	Tiger Shark	'97-'99	-	YTX14AHL-BS	-	YB14L-A2	JT750 STS, STX	'96-'98	GYZ20HL	YTX20HL-BS	YTX20L-BS	-	
640	Tiger Shark	'97-'99	-	YTX14AHL-BS	-	YB14L-A2	JF650 TS	'89-'96	-	YTX20HL-PW	-	-	YB16CL-B
	Tiger Shark	'93-'96	-	-	-	YB16C-B	JF650 X2	'86-'95	-	YTX20HL-PW	-	-	YB16CL-B
BRP (SEA-DOO)							JL650 SC	'91-'95	-	YTX20HL-PW	-	-	YB16CL-B
1500	GTI, GTR, GTS, GTX, RXT, RXP, WAKE	'16-'18	GYZ20HL	YTX20HL-BS	YTX20L-BS	-	JS650 SX	'87-'95	-	YTX20HL-PW	-	-	YB16CL-B
	GTI, GTX, GTR RXP, RXT, WAKE	'15	-	YX30L-PW	-	YB30CL-B	JS550	'82-'85	GYZ20HL	YTX20HL-BS	YTX20L-BS	-	YB16L-B
	GTX 4-Tec, RXP	'03-'07	-	YX30L-PW	-	YB30CL-B	JS550, SX	'86-'95	-	YTX20HL-PW	-	-	YB16CL-B
	All Models	'88-'93	-	YTX20HL-BS	YTX20L-BS	YB16L-B	440 JS440	'87-'92	-	YTX20HL-PW	-	-	YB16CL-B
	All Other Models	'94-'07	-	YTX20HL-PW	-	YB16CL-B	400 JS400	'77-'86	GYZ20HL	YTX20HL-BS	YTX20L-BS	-	YB16L-B
900	SPARK	'14-'18	GYZ20HL	YTX20HL-BS	YTX20L-BS	-	300 JS300 TS, SX	'76	GYZ20HL	YTX20HL-BS	YTX20L-BS	-	YB16L-B
780	3D	'07	-	YTX20HL-BS-PW	-	YB16CL-B		'86-'91	-	YTX20HL-PW	-	-	YB16CL-B
HONDA							POLARIS						
1470	AquaTrax F-15, F-15X	'03-'13	GYZ20HL	YTX20HL-BS	YTX20L-BS	-	All	All Models	All	-	YTX20HL-PW	-	YB16CL-B
1235	AquaTrax F/R-12, F/R-12X	'02-'09	GYZ20HL	YTX20HL-BS	YTX20L-BS	-	S.O.S. MARINE MFG						
KAWASAKI (JET SKI)							All	All Models	All	GYZ20H	YTX20H-BS	YTX20L-BS	-
1500	JT1500-A, STX, STX-15F	'04-'19	GYZ20HL	YTX20HL-BS	YTX20L-BS	-	ULTRANAUTICS						
	JT1500-B, C, 250X, Ultra LX, 260(L)X, 300(L)X	'07-'19	GYZ20HL	YTX20HL-BS	YTX20L-BS	-	1250	Jet Star1250 (Boat)	'88-'90	-	-	-	53030
1200	JH1200-A, B Ultra 150	'99-'05	GYZ20HL	YTX20HL-BS	YTX20L-BS	-		Jet Star1260 (Boat)	'91	-	-	-	53030
	JT1200-A-B, C, STX-R, STX-12F	'02-'07	GYZ20HL	YTX20HL-BS	YTX20L-BS	-	800	All Models	'87-'92	-	-	-	53030
1100	JH1100 Zxi	'96-'03	GYZ20HL	YTX20HL-BS	YTX20L-BS	-		Wet Bike	'85-'86	-	-	-	YHD-12H
	JH1100-B Ultra 130	'01-'04	GYZ20HL	YTX20HL-BS	YTX20L-BS	-	WET JET INTERNATIONAL						
	JH1100 STX	'97-'03	GYZ20HL	YTX20HL-BS	YTX20L-BS	-	All	All Models	All	GYZ20H	YTX20H-BS	YTX20L-BS	-
900	JH900 Zxi	'95-'97	GYZ20HL	YTX20HL-BS	YTX20L-BS	-	YAMAHA						
	JF900 STS, STX	'97-'05	GYZ20HL	YTX20HL-BS	YTX20L-BS	-	All	All Wave Runner Models	'87-'08	-	YTX20HL-PW	-	YB16CL-B
800	JS800 SX-R	'03-'13	GYZ20HL	YTX20HL-BS	YTX20L-BS	-	1800	FX, FZR, FZS, VXS, VXR	'09-'18	-	YTX20HL-PW	-	YB16CL-B
750	JH750 B1-b3	'93-'95	-	YTX20HL-PW	-	YB16CL-B	1100	VX, V1	'09-'18	-	YTX20HL-PW	-	YB16CL-B
	JH750 E1, F2, G1, G2	'95-'99	GYZ20HL	YTX20HL-BS	YTX20L-BS	-	1049	EX	'17-'18	-	YTX20HL-PW	-	YB16CL-B
	JH750 SS, ST, Xi, XIR	'92-'99	-	YTX20HL-PW	-	YB16CL-B	700	Superjet	'09-'17	-	YTX20HL-PW	-	YB16CL-B

SNOWMOBILE APPLICATIONS

CC	Model	Year	GYZ Series AGM	High Performance AGM	AGM	Yumicron / Conventional	CC	Model	Year	GYZ Series AGM	High Performance AGM	AGM	Yumicron / Conventional
ARCTIC CAT							Bearcat 340, 440	'95-'00	-	YTX14AH-BS	-	-	YB14-A2
1100	Z1, TZ1, F1100, M1100, Bearcat Z1	'01-'14	GYZ20H	YTX20H-BS	YTX20L-BS	-	Bearcat 570	'04-'08	-	YTX24HL-BS*	-	-	Y50-N18L-A-CX
	ZR 7000, ZR 9000	'14-'19	GYZ20H	YTX20H-BS	YTX20L-BS	-	Bearcat 570	'09-'14	GYZ20H	YTX20H-BS	YTX20L-BS	-	
	XF1100, T1100, ZR 5000	'14-'17	GYZ20H	YTX20H-BS	YTX20L-BS	-	Bearcat WT Turbo	'06-'08	-	YTX24HL-BS	-	-	
	XF 7000, 8000, 9000	'14-'19	GYZ20H	YTX20H-BS	YTX20L-BS	-	Bearcat WT	'05-'08	-	YTX24HL-BS	-	-	
	M 8000, 9000	'14-'19	GYZ20H	YTX20H-BS	YTX20L-BS	-	Bearcat WT	'03-'04	-	YTX24HL-BS*	-	-	Y50-N18L-A-CX
	M 7000	'15-'19	GYZ20H	YTX20H-BS	YTX20L-BS	-	Bearcat WT	'95-'02	GYZ20H	YTX20H-BS	YTX20L-BS	-	YB18-A
	Pantera 7000	'15-'19	GYZ20H	YTX20H-BS	YTX20L-BS	-	Cheetah 340, 550	'94	-	YTX14AH-BS	-	-	YB14-A2†
	Bearcat 7000	'15-'19	GYZ20H	YTX20H-BS	YTX20L-BS	-	Cheetah 440 1-Speed, 2-Speed	'94	-	YTX14AHL-BS	-	-	SYB14L-A2†
	Bearcat 5000	'15-'17	GYZ20H	YTX20H-BS	YTX20L-BS	-	Cheetah	'91-'93	-	YTX14AHL-BS	-	-	SYB14L-A2†
800	F8 LXR, F800, M800, XF800	'07-'13	GYZ20H	YTX20H-BS	YTX20L-BS	-	Cheetah	'89-'90	GYZ20HL	YTX20HL-BS	YTX20L-BS	-	YB16L-B
	ZR 8000	'14-'19	GYZ20H	YTX20H-BS	YTX20L-BS	-	Cougar	'95-'98	GYZ20H	YTX20H-BS	YTX20L-BS	-	YB18-A
700	Bearcat 3000, Pantera 3000	'16-'17	GYZ20H	YTX20H-BS	YTX20L-BS	-	Cougar	'91-'94	-	YTX14AHL-BS	-	-	SYB14L-A2†
	ZR 3000	'17-'18	GYZ20H	YTX20H-BS	YTX20L-BS	-	Cougar	'89-'90	GYZ20HL	YTX20H-BS	YTX20L-BS	-	YB16L-B
600	ZR 6000	'14-'18	GYZ20H	YTX20H-BS	YTX20L-BS	-	Crossfire 500	'07	GYZ20H	YTX20H-BS	YTX20L-BS	-	
	M 6000	'15-'18	GYZ20H	YTX20H-BS	YTX20L-BS	-	Crossfire 600	'06-'07	GYZ20H	YTX20H-BS	YTX20L-BS	-	
	XF 6000	'17-'18	GYZ20H	YTX20H-BS	YTX20L-BS	-	Crossfire 700	'06	GYZ20H	YTX20H-BS	YTX20L-BS	-	
570	F570, T570, Bearcat	'08-'14	GYZ20H	YTX20H-BS	YTX20L-BS	YB18-A	El Tigre 5000	'87-'88	-	YTX14AHL-BS	-	-	YB14-A2
565	Lynx 2000	'15-'19	GYZ20H	YTX20H-BS	YTX20L-BS	-	EXT	'95-'97	-	-	-	-	YB7-A*
	Bearcat 2000	'17-'18	GYZ20H	YTX20H-BS	YTX20L-BS	-	EXT	'92-'94	-	YTX14AHL-BS	-	-	SYB14L-A2†
500	F5 LXR	'07-'14	GYZ20H	YTX20H-BS	YTX20L-BS	YB18-A	El Tigre, EXT	'89-'91	GYZ20HL	YTX20HL-BS	YTX20L-BS	-	YB16L-B
	4 Stroke Trail, Touring	'02-'03	-	YTX24HL-BS*	-	Y50-N18L-A-CX	EXT (Powder Special)	'95-'96	GYZ20H	YTX20H-BS	YTX20L-BS	-	YB18-A
							EXT (EF)	'98	GYZ20H	YTX20H-BS	YTX20L-BS	-	YB18-A
							EXT (EF)	'95-'97	-	-	-	-	YB7-A*

* See Battery Cross Reference Chart on page 15
 † This battery includes a sensor

* Top and front terminal mounts only

SNOWMOBILE APPLICATIONS

CC	Model	Year	GVZ Series AGM	High Performance AGM	AGM	Yumicron / Conventional	CC	Model	Year	GVZ Series AGM	High Performance AGM	AGM	Yumicron / Conventional
	EXT (EFI)	'94	GYZ20H	YTX20H-BS	YTX20-BS	YB18-A							
	EXT 600	'97-'98	GYZ20H	YTX20H-BS	YTX20-BS	YB18-A		BRP (SKI-DOO)					
	EXT Dix (EFI)	'97-'98		YTX24HL-BS*		Y50-N18L-A-CX		All 4-stroke	'03		YTX24HL-BS		
	EXT Special	'91-'92		YTX14AHL-BS		YB14-A2		All Models	'98		YTX24HL-BS*		Y50-N18L-A-CX
	F6, F8, F1000	'07-'09	GYZ20H	YTX20H-BS	YTX20-BS	YB18-A		CK3 Types	'99-'03		YTX24HL-BS*		Y50-N18L-A-CX
	F5	'07-'09	GYZ20H	YTX20H-BS	YTX20-BS	YB18-A		Elite	'04-'06	GYZ32HL	YX30L-BS		YB30L-B
	Firecat	'03-'06		YTX24HL-BS*		Y50-N18L-A-CX		ZX Types	'99-'01			YTX15L-BS	
	Jag AFS	'89-'91		YTX14AHL-BS		SYB14L-A2†		ZX Types	'02-'03	GYZ20HL	YTX20HL-BS	YTX20L-BS	
	Jag AFS L/T	'89-'93		YTX14AHL-BS		SYB14L-A2†		1200 Grand Touring, Expedition	'10-'18	GYZ20HL	YTX20HL ^{FA}	YTX20L ^{FA}	
	Jag Liquid	'96		YTX14AH-BS		YB14-A2		Expedition SE	'15-'19	GYZ32HL	YX30L-BS		YB30L-B
	Jag Z	'94		YTX14AH-BS		YB14-A2		Renegade, GSX, MX Z	'09-'18	GYZ20HL	YTX20HL ^{FA}	YTX20L ^{FA}	
	Jag Z	'93		YTX14AHL-BS		SYB14L-A2†		1000 Expedition, Legend, Skandic	'03-'06		YTX24HL ^{FA}		
	Jag, Jag Dix	'94-'99		YTX14AH-BS		YB14-A2		900 Renegade, MX Z, Expedition, Grand Touring, Skandic	'14-'19	GYZ20HL	YTX20HL ^{FA}	YTX20L ^{FA}	
	Jag, Jag Dix	'85-'93		YTX14AHL-BS		SYB14L-A2†		850 Renegade X E-TEC, Adventure	'17-'18	GYZ20HL	YTX20HL ^{FA}	YTX20L ^{FA}	
	Jaguar	'07	GYZ20H	YTX20H-BS	YTX20-BS			MX Z X E-TEC	'17-'19	GYZ20HL	YTX20HL ^{FA}	YTX20L ^{FA}	
	King Cat 900	'04-'06		YTX24HL-BS*		Y50-N18L-A-CX		SUMMIT E-TEC	'17-'18	GYZ20HL	YTX20HL ^{FA}	YTX20L ^{FA}	
	Lynx	'91-'93		YTX14AHL-BS		SYB14L-A2†		Free Ride (All Models)	'18-'19	GYZ20HL	YTX20HL ^{FA}	YTX20L ^{FA}	
	M 5	'05-'06	GYZ20H	YTX20H-BS	YTX20-BS			800 Expedition	'07-'19	GYZ20HL	YTX20HL ^{FA}	YTX20L ^{FA}	
	M 6	'05-'07	GYZ20H	YTX20H-BS	YTX20-BS			Renegade, Summit, Free Ride	'04-'19	GYZ20HL	YTX20HL ^{FA}	YTX20L ^{FA}	
	M 7	'05-'06	GYZ20H	YTX20H-BS	YTX20-BS			GSX, MX Z	'04-'17	GYZ20HL	YTX20HL ^{FA}	YTX20L ^{FA}	
	Mountain Cat	'01	GYZ20H	YTX20H-BS	YTX20-BS	YB18-A		600 Expedition, Skandic, Summit, Sport	'06-'19	GYZ20HL	YTX20HL ^{FA}	YTX20L ^{FA}	
	Mountain Cat 500	'02	GYZ20H	YTX20H-BS	YTX20-BS	YB18-A		Expedition SE, Skandic ACE	'15-'19	GYZ32HL	YX30L-BS		YB30L-B
	Mountain Cat 570	'02-'04		YTX24HL-BS*		Y50-N18L-A-CX		Grand Touring, Renegade	'04-'19	GYZ20HL	YTX20HL ^{FA}	YTX20L ^{FA}	
	Mountain Cat 600	'02-'04	GYZ20H	YTX20H-BS	YTX20-BS	YB18-A		Tundra, MX Z, GSX	'04-'19	GYZ20HL	YTX20HL ^{FA}	YTX20L ^{FA}	
	Mountain Cat 800	'02-'04		YTX24HL-BS*		Y50-N18L-A-CX		550 Expedition, Skandic, Tundra, Sport	'05-'19	GYZ20HL	YTX20HL ^{FA}	YTX20L ^{FA}	
	Mountain Cat 900	'03-'04		YTX24HL-BS*		Y50-N18L-A-CX		Grand Touring, Renegade	'14	GYZ20HL	YTX20HL ^{FA}	YTX20L ^{FA}	
	Mountain Cat 1000	'02	GYZ20H	YTX20H-BS	YTX20-BS	YB18-A		MX Z, GSX, GTX	'07-'14	GYZ20HL	YTX20HL ^{FA}	YTX20L ^{FA}	
	Pantera 1000	'01-'02	GYZ20H	YTX20H-BS	YTX20-BS	YB18-A		300 Skandic	'10	GYZ20HL	YTX20HL ^{FA}	YTX20L ^{FA}	
	Pantera 580	'99-'01	GYZ20H	YTX20H-BS	YTX20-BS	YB18-A							
	Pantera, 580	'95-'98		YTX24HL-BS*		Y50-N18L-A-CX		KAWASAKI					
	Pantera	'94	GYZ20H	YTX20H-BS	YTX20-BS			All Models	All		YTX24HL-BS*		Y50-N18L-A-CX
	Pantera	'86-'93		YTX14AHL-BS		SYB14L-A2†							
	Pantera	'80-'85				YB16L-B		POLARIS					
	Pantera 550, 600	'02-'05	GYZ20H	YTX20H-BS	YTX20-BS	YB18-A		All EFI (RXL, 500 EFI)	'93-'97				YB9A-A
	Pantera 800	'02-'04		YTX24HL-BS*		Y50-N18L-A-CX		All Electric Start Kits	'85-'93		YTX24HL-BS*		Y50-N18L-A-CX
	Panther	'94-'96		YTX14AH-BS		YB14-A2		All Electric Start Kits	'94-'05		YTX14AH-BS		YB14A-A2
	Panther	'89-'93		YTX14AHL-BS		SYB14L-A2†		All Other Models	'92-'05		YTX14AH-BS		YB14A-A2
	Panther	'80-'88				YB16L-B		Indy, Indy Trail	'84-'91		YTX24HL-BS*		Y50-N18L-A-CX
	Panther 340	'98-'00		YTX14AH-BS		YB14-A2		Sprint (Electric Start)	'86-'90				Y60-N24-A
	Panther 370	'01-'08		YTX14AH-BS		YB14-A2		800 Switchback, RMK	'10	GYZ20HL	YTX20HL-BS	YTX20L-BS	
	Panther 440	'97-'02		YTX14AH-BS		YB14-A2		Rush, Switchback, RMK	'11-'18		YTX20CH ^{FA}		
	Panther 550	'97-'01	GYZ20H	YTX20H-BS	YTX20-BS	YB18-A		Indy	'14-'16		YTX20CH ^{FA}		
	Panther 570	'02-'07		YTX24HL-BS*		Y50-N18L-A-CX		SKS	'16		YTX20CH ^{FA}		
	Panther 660	'06-'08		YTX24HL-BS*		Y50-N18L-A-CX		750 FS/FST, Wide Track	'06-'10	GYZ20HL	YTX20HL-BS	YTX20L-BS	
	Powder Extreme	'97-'98	GYZ20H	YTX20H-BS	YTX20-BS	YB18-A		Turbo Switchback, Turbo Dragon	'06-'10	GYZ20HL	YTX20HL-BS	YTX20L-BS	
	Powder Special	'95-'97	GYZ20H	YTX20H-BS	YTX20-BS	YB18-A		Turbo LX, IQ	'08-'14	GYZ20HL	YTX20HL-BS	YTX20L-BS	
	Prowler, 2-up (w/o electric start)	'94				YB7-A*		FS Wide Track	'10-'13	GYZ32HL	YX30L-BS		YB30L-B
	Prowler, 2-up (with electric start)	'94	GYZ20H	YTX20H-BS	YTX20-BS	YB18-A		IQ Touring	'08		YTX14AH-BS		
	Prowler	'90-'93		YTX14AHL-BS		YB14-A2		IQ, Shift, Switchback, RMK	'09-'11	GYZ20HL	YTX20HL-BS	YTX20L-BS	
	Prowler 2-Up	'91-'93		YTX14AHL-BS		YB14-A2		Shift, Switchback, RMK	'09-'10	GYZ20HL	YTX20HL-BS	YTX20L-BS	
	Prowler 2-Up	'95	GYZ20H	YTX20H-BS	YTX20-BS	YB18-A		Wide Track	'10-'16	GYZ32HL	YX30L-BS		YB30L-B
	Prowler Special	'91-'92	GYZ20H	YTX20H-BS	YTX20-BS	YB18-A		Rush	'10-'18		YTX20CH ^{FA}		
	Puma, 2-Up, Deluxe	'94-'97		YTX14AH-BS		YB14-A2		Switchback, RMK	'12-'18		YTX20CH ^{FA}		
	Sabercat 500 LX	'04-'05	GYZ20H	YTX20H-BS	YTX20-BS	YB18-A		Indy	'14-'18		YTX20CH ^{FA}		
	Sabercat 500, 600, 700	'04-'06		YTX24HL-BS*		Y50-N18L-A-CX		Voyager	'14-'18		YTX20CH ^{FA}		
	T660 Touring	'04-'08		YTX24HL-BS*		Y50-N18L-A-CX		Wide Track	'14-'17	GYZ32HL	YX30L-BS		YB30L-B
	T660 Turbo Touring	'04-'07		YTX24HL-BS*		Y50-N18L-A-CX		550 IQ, LXT, Shift	'13	GYZ20HL	YTX20HL-BS	YTX20L-BS	
	Thundercat	'97-'02	GYZ20H	YTX20H-BS	YTX20-BS	YB18-A		Indy, VOYAGEUR	'14-'18		YTX20CH ^{FA}		
	Wildcat (EFI)	'95-'96				YB7-A*		Adventure	'18		YTX20CH ^{FA}		
	Wildcat (EFI)	'93		YTX14AHL-BS		SYB14L-A2†		Wide Track	'18		YTX20CH ^{FA}		
	Wildcat MC	'94-'96				YB7-A*		544 Trail, Trail Touring	'09		YTX14AH-BS		YB14A-A2
	Wildcat Touring	'95-'96				YB7-A*		500 Wide Track	'89-'14		YTX24HL-BS*		Y50-N18L-A-CX
	Z 440	'98-'06		YTX14AH-BS		YB14-A2		YAMAHA					
	Z 370	'99-'07		YTX14AH-BS		YB14-A2		1049 FX Nyro	'08-'14	GYZ20HL	YTX20HL-BS	YTX20L-BS	
	Z 570	'02-'07		YTX24HL-BS*		Y50-N18L-A-CX		RS Venture	'09-'18	GYZ20HL	YTX20HL-BS	YTX20L-BS	
	ZL 500	'01-'02	GYZ20H	YTX20H-BS	YTX20-BS	YB18-A		RS Vector (All Models)	'10-'18	GYZ20HL	YTX20HL-BS	YTX20L-BS	
	ZL 550, 600	'01-'03	GYZ20H	YTX20H-BS	YTX20-BS	YB18-A		SR VIPER L/M/R/S/X	'14-'18	GYZ20H	YTX20H-BS	YTX20L-BS	
	ZL 800	'01	GYZ20H	YTX20H-BS	YTX20-BS	YB18-A		VK Professional II	'16-'18	GYZ20HL	YTX20HL-BS	YTX20L-BS	
	ZL 800	'02-'03		YTX24HL-BS*		Y50-N18L-A-CX		1000 Apex	'06-'18	GYZ16H	YTX14H-BS	YTX14L-BS	
	ZR 580 (EFI)	'95-'96				YB7-A*		Attak, GT	'06-'07	GYZ16H	YTX14H-BS	YTX14L-BS	
	ZR 500, 600	'01-'02	GYZ20H	YTX20H-BS	YTX20-BS	YB18-A		RS1000S, GT, RS	'06-'14	GYZ20HL	YTX20HL-BS	YTX20L-BS	
	ZR 800	'02-'03		YTX24HL-BS*		Y50-N18L-A-CX		RX1000R RX (All Models)	'03-'05	GYZ20HL	YTX20HL-BS	YTX20L-BS	
	ZR 900	'03-'06		YTX24HL-BS*		Y50-N18L-A-CX							
	ZRT 600, 800	'97-'02	GYZ20H	YTX20H-BS	YTX20-BS	YB18-A							

* See Battery Cross Reference Chart on page 15
† This battery includes a sensor

^{FA} Must use Factory Activated battery
* Top and front terminal mounts only

SNOWMOBILE APPLICATIONS

CC	Model	Year	GYZ Series AGM	High Performance AGM	AGM	Yumicron / Conventional	CC	Model	Year	GYZ Series AGM	High Performance AGM	AGM	Yumicron / Conventional
YAMAHA								VK540E, M, II, III	'88-'05	-	-	-	YB16AL-A2
	Sidewinder (All Models)	'17-'18	GYZ20H	YTX20H-BS	YTX20-BS	-		XL540 XLV	'85-'90	-	-	-	YB16AL-A2
973	(RS) Vector all models	'05-'09	GYZ20HL	YTX20HL-BS	YTX20L-BS	-	500	Phazer All Models	'07-'18	GYZ16H	YTX14H-BS	YTX14-BS	-
	RS Viking Professional, VK Pro	'06-'15	GYZ20HL	YTX20HL-BS	YTX20L-BS	-		Venture Lite, MP, RS	'07-'18	GYZ16H	YTX14H-BS	YTX14-BS	-
	RS Venture	'05-'08	GYZ20HL	YTX20HL-BS	YTX20L-BS	-		PZ500DX Phazer 500 Deluxe	'01	-	-	-	YB16AL-A2
	Nyro	'06-'07	GYZ20HL	YTX20HL-BS	YTX20L-BS	-		VT500 Venture 500	'97-'01	-	-	-	YB16AL-A2
700	SAV700ER SAViper ER	'02-'05	-	YTX24HL-BS*	-	Y50-N18L-A-CX		VT500 Venture 500 XL	'99-'00	-	-	-	YB16AL-A2
	VT700 Venture 700	'98-'04	-	YTX24HL-BS*	-	Y50-N18L-A-CX	480	VX500E, F, DX, ST Vmax	'94-'01	-	-	-	YB16AL-A2
	VX700DX Vmax 700 Deluxe	'99-'00	-	YTX24HL-BS*	-	Y50-N18L-A-CX		PZ480E Phazer Deluxe	'84-'89	-	YTX14AHL-BS	-	SYB14L-A2†
	VX700ER Vmax 700 ER	'01-'02	-	YTX24HL-BS*	-	Y50-N18L-A-CX		PZ480 Phazer II LE, SS	'90-'98	-	YTX14AHL-BS	-	SYB14L-A2†
	VX700XTCD Vmax 700 XTC Deluxe	'98	-	YTX24HL-BS*	-	Y50-N18L-A-CX		VT480 Venture GT	'92-'93	-	YTX14AHL-BS	-	SYB14L-A2†
600	VT600 Venture 600	'97-'98	-	-	-	YB16AL-A2		VT480 Venture XL	'91-'97	-	YTX14AHL-BS	-	SYB14L-A2†
	VT600 Venture 600	'99-'06	-	YTX24HL-BS*	-	Y50-N18L-A-CX	340	VT480TR Venture TR Electric	'98	-	YTX14AHL-BS	-	SYB14L-A2†
	VX600DX Vmax 600 Deluxe	'99-'01	-	YTX24HL-BS*	-	Y50-N18L-A-CX		CS340 Ovation Deluxe/LE	'89-'00	-	YTX14AHL-BS	-	SYB14L-A2†
	VX600E/DX Vmax 600 LE/DX	'94-'96	-	-	-	YB16AL-A2		EC340 Excel III	'81-'88	-	YTX14AHL-BS	-	SYB14L-A2†
	VX600ER Vmax 600 ER	'02-'03	-	YTX24HL-BS*	-	Y50-N18L-A-CX		ET340E Enticer	'79	-	YTX24HL-BS*	-	Y50-N18L-A-CX
	VX600XTC Vmax 600 XTC	'97-'98	-	-	-	YB16AL-A2		ET340E Enticer	'80	-	YTX14AHL-BS	-	SYB14L-A2†
570	EX570E Exciter, II LE, Deluxe	'88-'93	-	-	-	YB16AL-A2	300	CF300 Inviter	'86-'90	-	-	-	YB16AL-A2
540	EC540 Excel	'79-'80	-	YTX24HL-BS*	-	Y50-N18L-A-CX	125	SV125E Sno-Sport	'90-'91	-	YTX14AHL-BS	-	SYB14L-A2†
							80	SV80E Sno-Scoot	'88-'90	-	-	-	YB7L-B*

* See Battery Cross Reference Chart on page 15
 † Top and front terminal mounts only

† This battery includes a sensor

1 AMP Automatic Battery Charger & Maintainer

Part No. YUA1AMPCH

- 3 stage charge cycle
- Automatically switches to maintenance mode when battery is fully charged
- Designed to prevent overcharging
- Includes 12 ft. total cable length, quick connect adapter and alligator clips
- 5 year limited warranty



2 AMP Dual-bank Automatic Charger & Maintainer

Part No. YUA2AMPCH

- 2 independent charging stations
- Charges 6 & 12 volt batteries
- Automatic charging and maintenance maximizes battery life
- OEM-approved 5-stage charging algorithm saves time and energy
- Active desulfation to recover sulfated batteries
- Defective battery detection to eliminate surprises
- 5 year limited warranty



3 AMP Automatic Battery Charger & Maintainer

Part No. YUA3AMPCH

- Automatic charging and maintenance maximizes battery life
- OEM-approved 5-stage charging algorithm saves time and energy
- Active desulfation to recover sulfated batteries
- Defective battery detection to eliminate surprises
- 13 ft. total cable length including alligator clips
- 5 year limited warranty



Battery Charger Leads

Part No. YUA00ACC04 - 18AWG Wire, 3 amp fuse

Part No. YUA00ACC05 - 16AWG Wire, 15 amp fuse

- Compatible with all Yuasa consumer chargers and maintainers
- Support electrical accessories such as heated gear and GPS units



Jumper Cables

Part No. YUA00ACC07

- Convenient storage bag included
- Heavy duty, 8 ft., 8-gauge cables won't stiffen or freeze
- Tangle resistant, encased rubber grips for safer use



MB-2040 Battery Charger

Part No. YUA1202040

- High output charging current (max 4 amps)
- High voltage capable (max 20 volts) – designed to improve recovery of sulfated batteries
- Switchable Mode operation
 - “Quick Mode” – for fast vehicle setup
 - “Normal Mode” – ideal for smaller batteries, initial activation, and deeply discharged batteries
- Commercial grade – perfect for dealer/shop use
- Suitable for battery types – conventional and AGM
- Automatic shut-off to prevent overcharging
- Reverse polarity protection/spark-free operation (UL/CUL approved)
- 1 year limited warranty



10-Bank Battery Maintainer

Part No. YUA122500 - Battery Maintainer with 25 ft. leads

Part No. YUA00AC25F - 10 pack of 25 ft. leads

- Maintain up to 10 batteries at a time
- 5-stage maintenance/float charge
- Pre-qualification battery test
- Built-in timer for battery protection
- 250 mA per channel
- 1 year limited warranty



Digital Battery Tester

Part No. YUA00BTY01

- Developed exclusively for the powersports industry
- Determines battery health and charge status in seconds
- Single load, dynamic resistance technology minimizes battery drain during test
- Protective rubber boot and Amp Hr guide
- Tests both charged and discharged batteries accurately
- 250 mA per channel
- 1 year limited warranty



Digital Battery Print Tester



Part No. YUA00BTY01P

EASY, FAST, ACCURATE, AFFORDABLE

- Developed exclusively for powersports batteries
- Determines battery health and charge status in seconds
- Single load, dynamic resistance technology minimizes battery drain during test
- Tests both charged and discharged batteries accurately
- Digital battery tester prints recommended actions
- Charging system check
- 1 year limited warranty

12V

APPLICATION	12V Powersports Batteries 2.3 ~ 32AH
VOLTMETER	1.5V ~ 30V
THERMAL PRINTER	Prints results in seconds
INCLUDED ACCESSORIES	Heavy-duty Plastic Case 2 Rolls of Printer Paper 4 AA Batteries
LANGUAGES	English, French, Spanish, German, Italian, Portuguese
DIMENSION	195 (L) X 114 (W) X 50 (H) (mm)

TEST FLOW:

BATTERY TEST: ✓
12.88V

Application:
12V

BATTERY CATEGORY: ✓
AGM

Battery Category:
a. CONVENTIONAL
b. AGM

SET CAPACITY: ✓
20AH

GOOD & PASS: ✓
12.79V

4 Test Results:
a. Good & Pass
b. Good & Recharge
c. Recharge & Retest
d. Bad & Replace

PRINT RESULTS? ✓
YES

Replacement Paper Roll

Part No. YUABTY01PPR

- Thermal printing paper
- 2 rolls of printer paper



Small Display Rack


Part No. 60052

- 24" wide x 48" high x 10" deep
- Order header card separately



Small Battery Rack Header Card

Part No. YUA-SMHC



Large Display Rack

Part No. YUASARACK

- 37" wide x 62" high x 15" deep
- Order header card separately



Large Battery Rack Header Card

Part No. YUA-LGHC

Part No. YUA-LGHCM - Battery Applications




Metal Sign

Part No. YUA-888



2019 Counter Mat

Part No. YUA-016



3' x 5' Banner

Part No. YUA-001



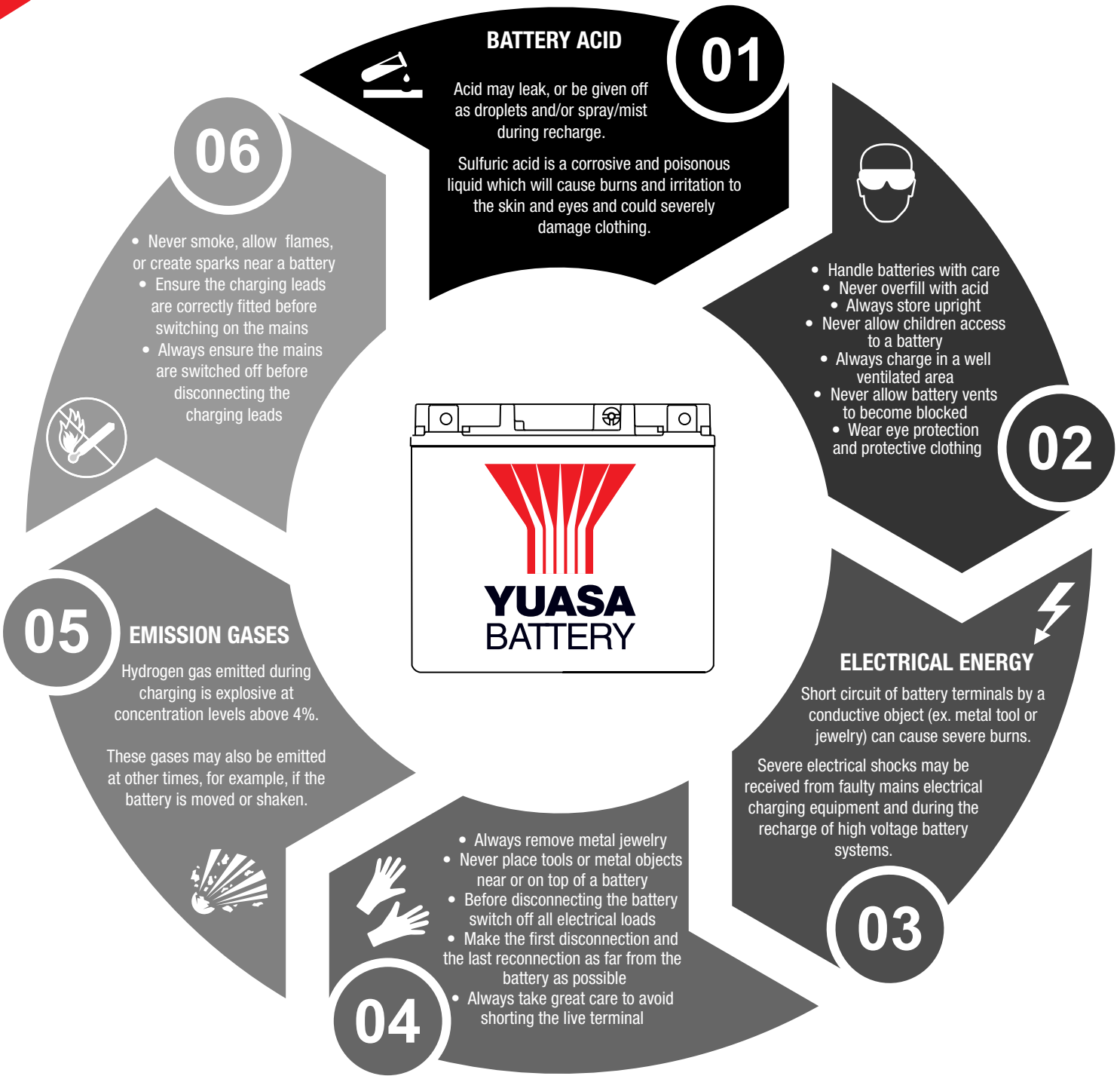
Counter Stool

Part No. YUA-999



Any device that stores energy can be dangerous. There is a lot of explosive power in a gallon of gasoline, but when handled with some knowledge, its use can be made relatively safe. Batteries are no different in that with the proper precautions and safety practices, they can be

handled in a safe manner. Working with batteries poses two hazards: potentially explosive gases that are given off during discharging and charging, and sulfuric acid, which is highly corrosive. The safety chart below will help keep these two hazards under control:



BATTERY CHARGING

Chemistry. During discharge, sulfuric acid is drawn from the electrolyte into the plates. This forms sulfate on the plates. Charging a battery reverses the chemical process that occurred during discharge, sending the sulfate back into the electrolyte as sulfuric acid. The electrical energy used to charge a battery is converted back to chemical energy and stored inside the battery. Battery chargers, including alternators and generators, produce a higher voltage (higher "electrical pressure") than the battery's open circuit voltage. For example, if a battery charger that outputs 14 volts is connected to a 12 volt battery, current flow will be from the charger into the battery. This high electrical pressure, or voltage, is required to push electrical current back into the battery, overcoming its open circuit voltage and thus providing charging current. The charging device (alternator, generator, or battery charger) produces excess electrons at the negative battery plates where positive hydrogen ions are then attracted to them. The hydrogen ions combine with the lead sulfate on the discharged plates to form sulfuric acid and lead, which ultimately reduces the amount of water in the electrolytic solution and increases the battery's specific gravity during the charging process.

HOW MANY AMPS?

Applying a charging current to a battery, without overheating

it, is called the "*natural absorption rate*". Because of their smaller size, when compared to automotive types of batteries, powersports batteries are more sensitive to how much current they can safely absorb. **When charging a motorcycle or other small battery, the battery charger should not exceed 3 amps.** Most automotive types of battery chargers are not suitable for charging a motorcycle battery because they output current above 3 amps. For the correct charge rate, a rule of thumb is to divide the battery's amp hour rating by 10. For example, a 14 AH battery should be charged at 1.4 amps (14AH / 10 = 1.4 amps).

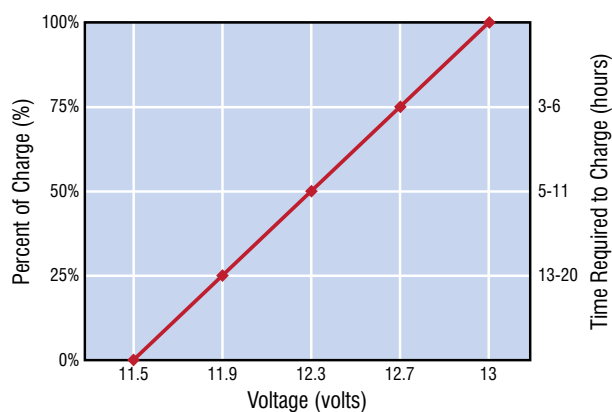
When charging amperage exceeds the level of the natural absorption rate, the battery may overheat, causing the electrolyte solution to bubble, creating flammable hydrogen gas. Hydrogen gas, when combined with oxygen from the air, is highly explosive and can easily be ignited by a spark. Consequently, **always remember to turn the power off before connecting or disconnecting a battery charger to prevent a spark at the battery terminals!** Many battery chargers that are designed for use with small batteries have a "*no spark*" feature when being connected or disconnected from the battery. In addition to excessive out-gassing during charging, a battery that has been rapidly discharging (cranking an engine over until it's dead, for instance) may also produce excessive hydrogen gas.

Charging Times						
State of Charge	Battery Types					
	YB14	YB30L	YTX14	YTX20HL	YIX30L	GYZ20L
Approximate Charge Times (Hours) Using a "Trickle" (0.25 Amp) Charger						
75%	18	38	15	23	38	25
50%	35	75	30	45	75	50
25%	53	113	45	68	113	75
0%	70	150	60	90	150	100
Approximate Charge Times (Hours) Using a 1 Amp Taper Charger						
75%	8	17	7	10	17	11
50%	14	30	13	18	30	20
25%	20	42	18	25	42	28
0%	27	56	23	33	56	37
Approximate Charge Times (Hours) Using a 1 Amp Constant Current Charger						
75%	4	9	4	6	9	6
50%	9	19	8	11	19	13
25%	13	28	11	17	28	19
0%	18	38	15	23	38	25

CHECKING A BATTERY

A routine should be established by which a battery is checked for state-of-charge and charged if necessary. Because access to the battery may be difficult on some vehicles, a permanent, quick connect/disconnect connector can be installed, allowing the battery charger to be connected to the vehicle's battery externally. When charging a battery, always refer to the instructions that come with the battery charger. While maintaining a battery at its full state-of-charge will insure optimum life, overcharging may significantly reduce the battery's life. Any of the Yuasa automatic chargers (1 AMP, 2 AMP and 3 AMP) will maintain both AGM and Conventional battery types without overcharging them. Use the following guidelines for charging AGM and Conventional batteries:

- Always verify battery state-of-charge before charging, and 30 minutes after charging.
- A battery charger has been disconnected from the battery for one to two hours, a fully charged Conventional battery should read 12.6 volts or higher.
- AGM batteries may have slightly higher voltage readings after a full charge.



The approximate charging times are shown using a constant current charge (Yuasa charger) at the amps specified on the battery.

Do not overcharge. Because of the characteristics of an AGM battery, too much of a boost charge, or overcharging will decrease the volume of electrolyte. The longer the overcharge time, the greater the drop in electrolyte and starting power. The battery is sealed, water can not be added to make up the difference in the loss of electrolyte.

In addition, overcharging can warp cell plates making future charging difficult or impossible. To prevent over charging, track charging times carefully, or ideally, use one of Yuasa's Automatic Chargers. Always stop charging if the battery case becomes too hot to touch. Let it cool down 6 to 12 hours and resume charging. Charging times will vary depending on charger type and battery size.

Caution: Always wear safety glasses when handling batteries and charge them in a well-ventilated area.

CHARGING A DEEPLY DISCHARGED BATTERY

Batteries with an open circuit voltage below 11.5 volts may require a special charger and procedures to recharge. Deeply discharged batteries will have high internal resistance, making normal battery charging difficult. It may be necessary to use a charging voltage higher than normal to get the battery to accept a charge. The Yuasa Automatic 12V 4 AMP battery charger is capable of charging at a rate of 20 volts and has two current settings. Whether you use a Yuasa charger or another charger, charge the battery for 30 minutes and then measure the open circuit voltage. If the voltage reading has not increased (indicating that charging has taken place) the battery must be replaced. If the battery is accepting a charge, continue charging. During this process, if the battery's case temperature becomes too high (about 140° F) charging should be stopped or charging current should be reduced. The process of charging a deeply discharged battery may take up to 20 hours or more.

POINTS TO REMEMBER

- Prolonged discharge causes harmful sulfation and may damage a battery
- Discharged (dead) batteries are prone to freezing in cold temperatures
- Short trips may not provide enough battery charging time
- Always verify the state-of-charge 30 minutes after charging
- Storing batteries in high temperatures will cause damage to the battery
- Never exceed 3 amps when charging a motorcycle, or other small battery

ACTIVATING AGM BATTERIES

Yuasa batteries come from the factory in one of two ways:

- **Factory Activated (FA)** – the battery is filled with electrolyte, sealed and charged at the factory. These batteries must be used within a period of time and cannot be stored indefinitely.
- **Bottle Supplied (BS)** – dry batteries are shipped with the electrolyte stored in a plastic container either a Conventional or AGM type of battery. The battery is filled with electrolyte from the container when it's ready to be activated. These types of factory sealed, dry batteries have a shelf life of 5 years from manufacturer, 2 years for Conventional as long as they remain sealed (filler caps and red sealing cap in place on a Conventional battery and foil sealing strip in place on an AGM battery). Once it's unsealed, a battery should be activated, charged and installed. The plates of an unsealed battery will begin to oxidize, making it more difficult to charge later.

Activating an AGM battery is a simple process and differs from activating a Conventional battery. Unactivated, AGM batteries can be stored for long periods of time as long as they are kept in a cool, dry location and out of direct sunlight. Also the foil sealing strip covering the filler ports should not be removed until the battery is ready to be activated. Use only the electrolyte container that comes with the battery for filling the cells as it has a higher concentration of sulfuric acid than the acid used for Conventional batteries.

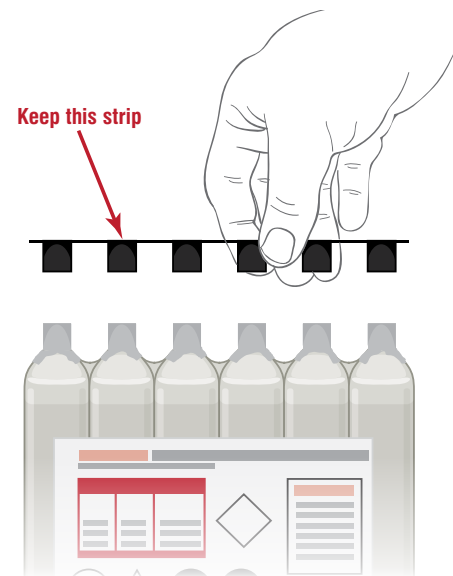
All AGM battery electrolyte containers are not the same. Each contains the proper amount of electrolyte for its specific battery. Before filling, read the electrolyte handling instructions and precautions on the label. **Do not smoke when activating a battery or handling battery acid. Always wear plastic gloves and protective eye wear.**



The electrolyte container that is shipped with a dry AGM battery contains the correct amount of battery acid and is more concentrated than the electrolyte used in a conventional battery.

7 STEPS TO ACTIVATE AN AGM BATTERY:

1. The battery must be out of the vehicle and placed on a level surface.
2. Remove electrolyte container from the plastic storage bag. Remove the strip of caps. **Put the strip aside as you will use it later to seal the battery cells.** For battery filling, use only the dedicated acid container that comes with the battery as it contains the proper amount of electrolyte for that specific battery. This is important to service life and battery performance. **Do not pierce, or otherwise open the foil seals on the electrolyte container. Do not attempt to separate the individual electrolyte containers.**




Do not puncture the foil seal or remove it prior to filling a dry AGM battery.

3. Place the electrolyte container with the foil seals facing down into the cell filler ports on the battery. Hold the container level and push down to break the foil seals. Electrolyte will start to flow into the battery and air bubbles will be seen inside the container. **Do not tilt the electrolyte container.**

4. Check the electrolyte flow. **Keep the container in place for 20 minutes or longer until it empties completely.** If no air bubbles are coming up from the filler ports, or if container cells haven't emptied completely after 20 minutes, tap the container gently and/or battery case a few times to cause the electrolyte to flow into the battery. Do not remove the acid container from the battery until it is completely empty. The battery requires all of the electrolyte from the container for proper operation.

Bubbles will appear as the electrolyte container fills the battery indicating the flow of battery acid. Tap the container periodically to keep the electrolyte flowing until the container is completely empty. **Never puncture the top of the acid container to speed up the filling process.**



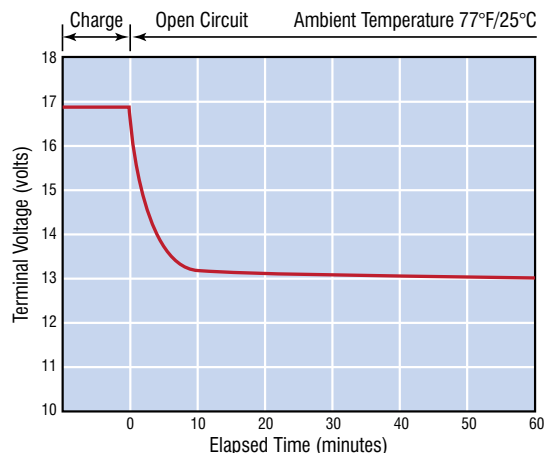
5. Carefully remove the empty electrolyte container from the battery. Fully insert the strip of sealing caps (previously removed from the electrolyte container) into the battery filling ports. Make sure the strip of caps is fully inserted and flush with the top of the battery. Insert the caps by hand, do not use a hammer or excessive force. **Never remove the strip of caps or add water or electrolyte to the battery during its service life.**



After filling, the sealing caps should be installed using hand pressure only. The sealing cap should never be removed once the battery is activated.

6. For batteries with ratings of less than 18 AH, let the battery stand for 20 to 60 minutes. For batteries with higher AH ratings, and/or having the **High Performance rating (designated by an "H" in the part number/name)** allow the battery to stand for 1 to 2 hours. Yuasa AGM batteries have the amp hour (AH) printed on the front of the battery case. The stand, or rest period, allows the electrolyte to permeate into the plates for optimum performance.

7. **Newly activated AGM batteries require an initial charge.** After adding electrolyte, a new battery is approximately 75-80% charged. After the "stand" period (step 6), charge the battery to bring it to a full state-of-charge. The battery charger used for initial charging should be able to charge at 12.8+ volts for an AGM battery. All Yuasa battery chargers are capable of reaching this minimum voltage and initializing/activating an AGM battery.

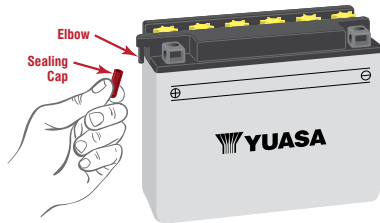


During the initial charging period, battery voltage may reach over 16 volts. Open circuit voltage should be checked after the battery is allowed to stand between 1 and 2 hours.

ACTIVATING CONVENTIONAL BATTERIES


Sealed at the Yuasa factory, a new Conventional battery has shelf life of 2 years from manufacturer as long as it remains sealed (filler caps and red vent cap installed) and is stored at room temperature. Once the battery is unsealed, it should be activated and put into service. The cell plates on an unsealed, uncharged battery will oxidize making charging difficult and reducing the service life of the battery.

- The battery must be out of the vehicle and placed on a level surface. Remove filling caps (red, yellow or green colored battery caps).
- **Remove the red sealing cap from the vent elbow.** If the battery has a red cap on the vent elbow, remove it and throw it away. Never put this cap back on the battery after it is filled with acid as the buildup of internal gas pressure can cause the battery case to rupture.



Always remove the red sealing cap from the vent elbow before filling and activating the battery.

- If using the acid bottle supplied with the battery, place the container upright on a flat surface. Carefully cut off the tip of the bottle's spout and attach the short tube provided. **Caution: Do not squeeze the bottle when cutting the fill tip.**
- Fill the battery with electrolyte supplied with the battery. Do not use water or any other liquid to activate a battery. Electrolyte should be between 60° F and 86° F before filling. If electrolyte is stored in a cold area, it should be warmed to room temperature before filling. Fill to the UPPER LEVEL as indicated on the battery. *NOTE: Never fill/activate a battery installed in a vehicle as electrolyte spillage can cause damage.*



Make sure that the acid level is to the upper mark after the battery is initially charged. If the level is low fill with electrolyte.

- Fill each battery cell slowly and carefully to the highest level line.
- Let the battery stand for at least 30 minutes after filling. Move or gently tap the battery so that any air bubbles between the plates will be expelled. If the acid level has fallen, refill with acid to upper level.

Post-Fill Stand Time

Amp-Hour

< 18
> 18
High Performance

Stand Time

30-60 minutes
1-2 hours
1-2 hours

- Filling a Conventional battery with electrolyte will bring it to 75-80% of a full charge. **A battery must be charged to 100% before putting it into service.** To find recommended charging current requirements in amps for a specific battery, divide battery ampere-hour capacity rating by 10. For example a 14 AH battery should be charged at 1.4 amps ($14 \text{ AH} \div 10 = 1.4 \text{ amps}$). The specific gravity of the electrolyte should rise to at least 1.260 on 12N series batteries. On all High Performance batteries (YB Series) a minimal reading of 1.280 should be observed.
- During initial charging, check to see if the electrolyte level has fallen, and if so, fill with acid to the UPPER LEVEL. After adding acid, charge for another hour at same rate as above to mix the water and acid together. Note: This is the last time electrolyte should be added to the battery. If the level is low during use, distilled water should be added as required.
- When charging is complete, replace filler cap plugs and tighten by hand—**do not use a screwdriver or pliers.** Wash off spilled acid with a water and baking soda solution, paying particular attention that any acid is washed off the terminals. Dry the battery case and install the battery.

BATTERY INSTALLATION

In most applications, batteries should be installed in an upright position.

AGM batteries that come with separate acid packs that are used to fill and activate the battery should not be installed in any position other than upright, as possible electrolyte leakage may occur. Also, **Conventional and Yumicron batteries should never be installed in any position other than upright as their liquid electrolyte will leak from the battery case causing damage to the vehicle.**

Disclaimer: *Yuasa batteries are to be mounted in a position identical to the position in which they were mounted in the vehicle by the manufacturer. Any position other than the “O” position (upright) requires a “non-spillable” “Factory Activated” battery.*

Yuasa Battery assumes no responsibility for damages and/or injuries incurred due to a battery being mounted in a position other than what was originally used in the vehicle by the manufacturer. All “-BS” and Conventional “Flooded” batteries are to be mounted in the “O” (upright) normal/center position.




INSPECTING A BATTERY

Battery testing should begin with an inspection of the battery using the following steps:

- **Make sure the top of the battery case is clean and dry.** If the case of a battery is dirty it can cause the battery to discharge through the grime on top of the case. Use a soft brush and water and soap or a solution of baking soda and water to clean the battery case or terminals. On a Conventional battery, make sure filler

cap plugs are finger tight so cleaning materials will not enter the cells and neutralize the acid.

- **Inspect battery terminals, screws, clamps and cables for problems including: breakage, corrosion or loose connections.** Clean the terminals and clamps with a wire brush. Once battery cables are installed, dielectric grease (available at most auto parts stores) or clear lacquer from a spray can applied to the terminals will help prevent oxygen from causing corrosion on the battery terminals.
- **Inspect the battery case for obvious damage such as cracks or leaks;** look for discoloration, warping or raised battery case top, which may indicate that battery has overheated or been overcharged.
- **For Conventional batteries, check electrolyte level and add distilled water if necessary. Don't add acid—only distilled water.** Before any testing, charge the battery so the water and acid mix.



- **If equipped, check the battery vent tube. Make sure it's not kinked, pinched or otherwise obstructed.** On a motorcycle, it should exit away from the drive chain and from below the swing arm. Small cuts in the tube near the battery vent are OK; they form an emergency escape for trapped gas in case the vent tube becomes obstructed.

BATTERY TESTING – HYDROMETER

Conventional batteries have filler caps which their state-of-charge can be checked using a hydrometer by measuring specific gravity. If, after charging, the battery's specific gravity does not increase to indicate a full charge, the battery should be replaced.

A hydrometer measures the ratio of sulfuric acid to water, or the specific gravity of the electrolyte. The specific gravity for pure water is 1.000 and sulfuric acid has an specific gravity of 1.835. Combined, their specific gravity is controlled at 1.280.

Yumicron batteries use sulfate stop, a chemical additive that increases battery life by reducing sulfate buildup. Sulfate stop may cause a slight increase in specific gravity readings for these types of batteries. **A battery's specific gravity changes with temperature.** Ideally, readings should be taken at 77° F. If the temperature is much colder or hotter, a conversion factor can be used to obtain an accurate reading. Add .001 to the specific gravity for every 3° F above 77° F and subtract .001 from the specific gravity for every degree below 77° F. Specific gravity has a direct relationship to battery cell voltage. By adding .84 to the specific gravity number, the cell voltage can be calculated. For example, an specific gravity of 1.280 + .84 = 2.12 volts. Multiply 2.12 volts x 6 (six cells for a 12 volt battery) and the result is 12.72 volts—indicating a fully charged battery.

BATTERY TESTING – DIGITAL BATTERY PRINT TESTER



Yuasa's digital battery print tester uses single load dynamic resistance technology to calculate battery performance. The test provides information on open circuit voltage, state-of-charge, both charged and discharged batteries and system check. Before testing be sure to:

- Make sure the area around battery is well ventilated while battery is being tested.
- Clean battery terminals. Be careful to keep corrosion from coming in contact with eyes.
- Inspect the battery for cracked or broken case or cover
- If battery is damaged, do not use tester.

- If the battery is not sealed maintenance free, add distilled water in each cell until battery acid reaches level specified by the manufacturer. This helps purge excessive gas from cells. Do not overfill.
- If necessary to remove battery from vehicle to test, always remove ground terminal from battery first. Make sure all accessories in the vehicle are off to ensure you do not cause any arcing.

DIGITAL BATTERY TESTER INSTRUCTIONS

- When testing a battery in a powersports vehicle, turn off the vehicle and all accessory loads. The battery will hold surface charge if the engine has been running for a while or after the battery has just been charged. For a battery in a powersports vehicle, please turn on the headlights for 30 seconds to remove the surface charge.
- Make sure the battery terminals are clean. Wire brush them if necessary. Clamp the black load lead to the vehicle negative battery terminal. Clamp the red load lead to the vehicle positive battery terminal.
- Make sure you insert 4 AA batteries into the battery chamber located on the back of the tester. Oxyride batteries are not recommended because of the initial 1.7 volt output. If the 1.5 volt battery runs out of power, screen will show “REPLACE INTERNAL BATTERY” or “POWER LOW”. Replace those 4 AA batteries before starting the test.
- You will see the battery voltage measured as connecting to battery. Press «ENTER» key

BATTERY VOLT
XX.XXV

- Press ◀▶ key to select the battery type:

- STAND
- VRLA/MF/AGM/SLA

BATTERY TYPE
STANDARD SLI

- Press «ENTER» to confirm choice

- Press ◀▶ key to input the battery capacity of AH: 2~35 Press «ENTER» to begin the test
- Press the ◀▶ key to select battery charged: Yes or No Press «ENTER» to confirm choice

When test is completed, the display shows the actual volts, SOH (state of health) or SOC (state of charge). One of six results will be displayed:

GOOD & PASS

The battery is good & capable of holding a charge.

GOOD & PASS
XX.XXV

GOOD & RECHARGE

The battery is good but needs to be recharged.

GOOD & RECHARGE
XX.XXV

RECHARGE & RETEST

Battery is discharged. The battery condition cannot be determined until it is fully charged. Recharge & retest the battery.

RECHARGE & RETEST
XX.XXV

BAD & REPLACE

The battery will not hold a charge. It should be replaced immediately.

BAD & REPLACE
XX.XXV

BAD CELL & REPLACE

The battery has at least one cell short circuit. It should be replaced immediately.

BAD CELL & REPLACE
XX.XXV

PAPER LOAD



Part No. YUABTY01PPR

LOAD ERROR

The tested battery is bigger than 200 AH, or the clamps are not connected properly. Please fully charge the battery and retest after excluding both previous reasons. If reading is the same, the battery should be replaced immediately.

LOAD ERROR

PAPER LOAD STEPS

Open the clear cover. Insert paper to the paper feeding for running the paper into printer automatically.

STEP 1

Clamp to the battery

STEP 2

Open the clear cover

STEP 3

Feed the paper into the paper slot until it runs automatically

SYSTEM CHECK

- Press «ENTER» key, you will view the screen

SYSTEM TEST
XX.XXV

- Turn off all powersports vehicle accessories such as lights, radio, etc. before starting the engine

TURN OFF ACC.
START ENGINE

- When the engine is started, one of the three results will be displayed along with the actual reading measured:

CRANKING VOLTS NORMAL

The system is showing normal draw.

Press «ENTER» to perform the charging system test.

CRANKING VOLTS
XX.XXV NORMAL

CRANKING VOLTS LOW

The cranking voltage is below normal limits, troubleshoot the starter with manufacturers recommended procedure.

CRANKING VOLTS
XX.XXV LOW

CRANKING VOLTS NOT DETECTED

The cranking voltage is not detected.

CRANKING VOLTS
NOT DETECTED

- If the cranking voltage is normal, press «ENTER» to begin charging system test

PRESS ENTER FOR
= CHARGING TEST =

- Press the «ENTER» button, you will view the screen

MAKE SURE ALL
ACC. ARE OFF

- Press «ENTER» key, one of the three results will be displayed along with the actual reading measured.

LOW CHARGING VOLTS WHEN TEST AT IDLE

The alternator is not providing sufficient current to the battery. Check the connections from the alternator to the battery. If the connection is loose or heavily corroded, clean or replace the cable and retest. Contact qualified technician if condition remains the same.

ALT. IDLE VOLTS
XX.XXV LOW

CHARGING SYSTEM NORMAL WHEN TEST AT IDLE

The system is showing normal output from the alternator. No problem is detected.

ALT. IDLE VOLTS
XX.XXV NORMAL

HIGH CHARGING VOLTS WHEN TEST AT IDLE

The voltage output from the alternator to the battery exceeds the normal limits of a functioning regulator. Check to ensure there is no loose connection and the ground connection is normal. If there is no connection issue contact a qualified technician.

- Following the charging system at idle, press «ENTER» for the charging system with accessory loads. Turn on high beam headlights.

ALT. IDLE VOLTS
XX.XXV HIGH

CHARGING SYSTEM HIGH WHEN TESTED WITH ACC.

The voltage output to the battery exceeds the normal limit of a functioning regulator. Check to make sure there are no loose connections and the ground connection is correct. If there are no connection issues, replace the regulator; since most regulators are now built into the alternator this will require the alternator to be replaced.

ALT. LOADS VOLTS
XX.XXV HIGH

TURN ON LOADS
AND PRESS ENTER

CHARGING SYSTEM LOW WHEN TESTED WITH ACC.

The alternator is not providing sufficient current for the system's electrical loads and the charging current for the battery. Check the connections from the alternator to the battery, if the connections are loose or heavily corroded clean and replace the cable and retest. If the condition still exists see a qualified technician.

ALT. LOADS VOLTS
XX.XXV LOW

EXCESS RIPPLE DETECTED

One or more diodes in the alternator are not functioning or there is stator damage. Have the alternator tested and repaired or replaced.

RIPPLE DETECTED
XX.XXV HIGH

BATTERY MAINTENANCE

AGM BATTERIES do not have to be checked as often as Conventional batteries—about every three months, or three months from the date of battery activation at the factory if stored at room temperature. Higher storage temperatures cause faster self-discharge and requires that batteries be checked more often. The battery will last longer if it is 100% charged most of the time and any of the Yuasa automatic chargers will maintain a battery for optimum performance and long service life. AGM batteries have a predetermined quantity of electrolyte added at the factory or in the field specified for the battery. Once activated, the battery is permanently sealed and must never be opened. The addition of water is never required for an AGM battery. **The single most important aspect to maintaining an AGM battery is to not let it sit discharged for long periods of time—keep it fully charged for peak performance.**

CONVENTIONAL BATTERIES should be checked for state-of-charge about once per month if not used on a regular basis. Recharging may be required if the vehicle is not used for more than two weeks or if the starter turns slower than usual when starting the engine. A Conventional battery requires the periodic addition of distilled water when the electrolyte level becomes low. Water loss is normal in these batteries through the process of electrolysis and evaporation. Low electrolyte levels that expose the lead plates to the air will result in

permanent damage to the battery. Maintain the electrolyte levels above the minimum fill lines on the battery and at or below the maximum line. Clean terminals and connectors as necessary and make sure the vent tube is free of kinks or clogs. Always replace filler caps and finger-tighten only.

BATTERY STORAGE

If the vehicle is in storage or used infrequently, disconnect the battery cable to eliminate current drain from electrical equipment. Check the battery every month (for Conventional types) and every three months for AGM batteries. If open circuit voltage indicates a low state-of-charge, charge the battery. **Temperatures below 60° F or above 80° F may require more frequent inspections and/or charging.**

SULFATION AND FREEZING

The two most common reasons that batteries can become damaged are sulfation and freezing. These are not a problem if the battery is properly charged, and for Conventional batteries the water level is maintained. Battery sulfation takes place for two reasons: continuous discharging, or low electrolyte levels. When a battery discharges, the lead in the plates turn into lead sulfate. The lead sulfate is actually a crystal which grows larger when the discharge is continuous and uninterrupted. In a Conventional battery, low electrolyte levels expose the cell plates to air causing the lead material to oxidize and form sulfates.

In either case it doesn't take long before the battery won't hold a charge. Low electrolyte levels cause another problem because the acid in the electrolyte becomes more concentrated, causing the active material to corrode and fall to the bottom of the battery case. If this condition takes place over a long enough time period, the process will internally short out the battery.

Electrolyte Freezing Points

Specific Gravity of Electrolyte	Freezing Point
---------------------------------	----------------

1.265	-75°F
1.225	-35°F
1.200	-17°F
1.150	+5°F
1.100	+18°F
1.050	+27°F

A battery that is fully charged can be stored at low temperatures without freezing. This chart shows that as specific gravity (state-of-charge) decreases, the battery will freeze at a higher temperature.

For added protection, Yuasa's Yumicron and AGM batteries are treated with a special chemical formula called "Sulfate Stop." This dramatically reduces sulfate crystal buildup on cell plates resulting in longer battery life. For example, Yuasa conducted a test on two batteries; one with sulfate stop, and the other without. Both batteries were under the constant discharge of a 10-watt bulb for a week. The battery with sulfate stop was charged with a 90% recover rate. The untreated battery could not be charged enough to put it back into service.

Freezing is not a problem with a fully charged battery. However if the battery becomes discharged (and the acid in the electrolyte turns into mostly water) the electrolyte will freeze. Freezing can cause a condition called "mossing" which is indicated by small red lines on the battery plates. Freezing can also crack the battery case and buckle the plates permanently damaging the battery. A fully charged battery can be stored at subfreezing temperatures with no damage. As the chart on this page indicates, a fully charged battery will not freeze unless the temperature drops below -75° F. By contrast a discharged (dead) battery will freeze at only 27° F. That's a difference of more than 100 degrees between the low temperatures a charged and discharged battery can withstand.